

**Return of Private Foundation
or Section 4947(a)(1) Nonexempt Charitable Trust
Treated as a Private Foundation**

2001

Department of the Treasury
Internal Revenue Service

Note: The organization may be able to use a copy of this return to satisfy state reporting requirements

For calendar year 2001, or tax year beginning _____, 2001, and ending _____

G Check all that apply: Initial return Final return Amended return Address change Name change

Use the IRS label Otherwise, print or type See Specific Instructions	Name of organization MARSHALL L AND PERRINE D MCCUNE CHARITABLE FOUNDATION, INC		A Employer identification number 85-0429439
	Number and street (or P O box number if mail is not delivered to street address) 345 EAST ALAMEDA STREET		Room/suite (505) 983-8300
City or town, state, and ZIP code SANTA FE, NM 87501-2229		B Telephone number (see page 10 of the instructions)	

H Check type of organization: Section 501(c)(3) exempt private foundation
 Section 4947(a)(1) nonexempt charitable trust Other taxable private foundation

I Fair market value of all assets at end of year (from Part II, col (c), line 16) **▶ 132,635,861**

J Accounting method: Cash Accrual
 Other (specify) _____
(Part I, column (d) must be on cash basis)

C If exemption application is pending check here


D 1 Foreign organizations check here
 2 Foreign organizations meeting the 85% test check here and attach computation

E If private foundation status was terminated under section 507(b)(1)(A) check here

F If the foundation is in a 60-month termination under section 507(b)(1)(B) check here

Part I Analysis of Revenue and Expenses <i>(The total of amounts in columns (b) (c), and (d) may not necessarily equal the amounts in column (a) (see page 10 of the instructions))</i>		(a) Revenue and expenses per books	(b) Net investment income	(c) Adjusted net income	(d) Disbursements for charitable purposes (cash basis only)
Revenue	1 Contributions, gifts, grants, etc. received (attach schedule). Check <input type="checkbox"/> if the foundation is not required to attach Sch. B				
	2 Distributions from split-interest trusts				
	3 Interest on savings and temporary cash investments	14,257	14,257		STMT 1
	4 Dividends and interest from securities	4,498,709	4,330,767		STMT 2
	5a Gross rents	21,197	21,232		
	b (Net rental income or (loss)) 16,722				
	6a Net gain or (loss) from sale of assets not on line 10	-797,859			
	b Gross sales price for all assets on line 6a 184,261,487				
	7 Capital gain net income (from Part IV line 2)				
	8 Net short-term capital gain				
	9 Income modifications				
	10 a Gross sales less returns and allowances				
b Less Cost of goods sold					
c Gross profit or (loss) (attach schedule)					
11 Other income (attach schedule)	-18,053	8,049		STMT 3	
12 Total. Add lines 1 through 11	3,718,251	4,374,305			
Operating and Administrative Expenses	13 Compensation of officers, directors, trustees, etc.	235,260			235,260
	14 Other employee salaries and wages	151,492	13,614		137,032
	15 Pension plans, employee benefits	17,592	3,665		13,927
	16a Legal fees (attach schedule) STMT 4	11,950	1,793	NONE	8,233
	b Accounting fees (attach schedule) STMT 5	70,044	10,380	NONE	59,664
	c Other professional fees (attach schedule) STMT 6	1,107,304	779,629		197,675
	17 Interest	-739	564		-628
	18 Taxes (attach schedule) (see page 14 of instructions) STMT 7	-56,151	2,698		11,434
	19 Depreciation (attach schedule) and depletion	96,433	19,287		
	20 Occupancy				
	21 Travel, conferences and meetings	2,236	335		1,901
	22 Printing and publications	65,387	608		64,780
	23 Other expenses (attach schedule) STMT 9	266,777	159,208		182,992
	24 Total operating and administrative expenses. Add lines 13 through 23	1,967,585	991,781	NONE	912,270
	25 Contributions, gifts, grants paid	6,449,859			7,686,800
26 Total expenses and disbursements. Add lines 24 and 25	8,417,444	991,781	NONE	8,599,070	
27 Subtract line 26 from line 12					
a Excess of revenue over expenses and disbursements	-4,699,193				
b Net investment income (if negative enter -0-)		3,382,524			
c Adjusted net income (if negative enter -0-)					

SCANNED JAN 07 '03



Part II Balance Sheets		Attached schedules and amounts in the description column should be for end of year amounts only (See instructions)			
		Beginning of year	End of year		
		(a) Book Value	(b) Book Value	(c) Fair Market Value	
Assets	1	Cash - non-interest-bearing		176	176
	2	Savings and temporary cash investments	2,794,700	3,723,540	3,723,540
	3	Accounts receivable ▶			
		Less allowance for doubtful accounts ▶			
	4	Pledges receivable ▶			
		Less allowance for doubtful accounts ▶			
	5	Grants receivable			
	6	Receivables due from officers, directors, trustees, and other disqualified persons (attach schedule) (see page 15 of the instructions)			
	7	Other notes and loans receivable (attach schedule) ▶			
		Less allowance for doubtful accounts ▶			
	8	Inventories for sale or use			
	9	Prepaid expenses and deferred charges	430,151	280,986	280,986
	10 a	Investments - U.S. and state government obligations (attach schedule) STMT 10	15,126,116	31,509,100	31,509,100
	b	Investments - corporate stock (attach schedule) STMT 10	83,101,927	57,377,196	57,377,196
	c	Investments - corporate bonds (attach schedule) STMT 10	15,010,436	10,631,608	10,631,608
	11	Investments - land, buildings, and equipment basis ▶ 1,237,664 Less accumulated depreciation (attach schedule) ▶	395,663	1,237,664	1,237,664
12	Investments - mortgage loans				
13	Investments - other (attach schedule) STMT 10	22,382,977	23,166,872	23,166,872	
14	Land, buildings, and equipment basis SEE STMT. II 1,787,457 Less accumulated depreciation (attach schedule) ▶ 310,582	1,550,834	1,476,875	1,476,875	
15	Other assets (describe ▶ STMT 14)	1,319,087	366,881	3,231,844	
16	Total assets (to be completed by all filers - see page 16 of the instructions. Also, see page 1, item I)	142,111,891	129,770,898	132,635,861	
Liabilities	17	Accounts payable and accrued expenses	204,929	282,034	
	18	Grants payable	1,857,697	484,543	
	19	Deferred revenue			
	20	Loans from officers, directors, trustees, and other disqualified persons			
	21	Mortgages and other notes payable (attach schedule)			
	22	Other liabilities (describe ▶ STMT 15)	1,474,835	21,500	
23	Total liabilities (add lines 17 through 22) -	3,537,461	788,077		
Net Assets or Fund Balances	Organizations that follow SFAS 117, check here <input checked="" type="checkbox"/> and complete lines 24 through 26 and lines 30 and 31				
	24	Unrestricted	138,574,430	128,982,821	
	25	Temporarily restricted			
	26	Permanently restricted			
	Organizations that do not follow SFAS 117, check here and complete lines 27 through 31 <input type="checkbox"/>				
	27	Capital stock, trust principal, or current funds			
	28	Paid in or capital surplus, or land, bldg., and equipment fund			
	29	Retained earnings, accumulated income, endowment, or other funds			
30	Total net assets or fund balances (see page 17 of the instructions)	138,574,430	128,982,821		
31	Total liabilities and net assets/fund balances (see page 17 of the instructions)	142,111,891	129,770,898		

Part III Analysis of Changes in Net Assets or Fund Balances

1	Total net assets or fund balances at beginning of year - Part II, column (a), line 30 (must agree with end-of-year figure reported on prior year's return)	1	138,574,430
2	Enter amount from Part I, line 27a	2	-4,699,193
3	Other increases not included in line 2 (itemize) ▶	3	
4	Add lines 1, 2, and 3	4	133,875,237
5	Decreases not included in line 2 (itemize) ▶ SEE STATEMENT 16	5	4,892,416
6	Total net assets or fund balances at end of year (line 4 minus line 5) - Part II, column (b), line 30	6	128,982,821

Part IV Capital Gains and Losses for Tax on Investment Income

(a) List and describe the kind(s) of property sold (e.g., real estate, 2-story brick warehouse, or common stock 200 shs MLC Co.)		(b) How acquired P Purchase D Donation	(c) Date acquired (mo, day, yr)	(d) Date sold (mo, day, yr)
1a SEE PART IV SCHEDULE AND STATEMENT 23				
b				
c				
d				
e				
(e) Gross sales price	(f) Depreciation allowed (or allowable)	(g) Cost or other basis plus expense of sale	(h) Gain or (loss) (e) plus (f) minus (g)	
a				
b				
c				
d				
e				
Complete only for assets showing gain in column (h) and owned by the foundation on 12/31/69			(l) Gains (Col (h) gain minus col (k), but not less than -0-) or Losses (from col (h))	
(i) F M V as of 12/31/69	(j) Adjusted basis as of 12/31/69	(k) Excess of col (i) over col (j), if any		
a				
b				
c				
d				
e				
2 Capital gain net income or (net capital loss)		{ If gain, also enter in Part I, line 7 If (loss), enter -0- in Part I, line 7 }	2	-797,859
3 Net short-term capital gain or (loss) as defined in sections 1222(5) and (6) If gain, also enter in Part I, line 8, column (c) (see pages 13 and 17 of the instructions) If (loss), enter -0- in Part I, line 8			}	3

Part V Qualification Under Section 4940(e) for Reduced Tax on Net Investment Income

(For optional use by domestic private foundations subject to the section 4940(a) tax on net investment income)

If section 4940(d)(2) applies, leave this part blank

Was the organization liable for the section 4942 tax on the distributable amount of any year in the base period? Yes No
 If "Yes," the organization does not qualify under section 4940(e). Do not complete this part.

1 Enter the appropriate amount in each column for each year, see page 18 of the instructions before making any entries

(a) Base period years Calendar year (or tax year beginning in)	(b) Adjusted qualifying distributions	(c) Net value of noncharitable-use assets	(d) Distribution ratio (col (b) divided by col (c))
2000	10,217,097	136,373,975	0.07491969784
1999	9,578,524	146,133,721	0.06554629510
1998	6,414,584	122,735,719	0.05226338390
1997	5,904,963	115,585,497	0.05108740416
1996	6,704,381	102,365,547	0.06549450666
2 Total of line 1, column (d)			2 0.30931128766
3 Average distribution ratio for the 5-year base period-divide the total on line 2 by 5, or by the number of years the foundation has been in existence if less than 5 years			3 0.06186225753
4 Enter the net value of noncharitable-use assets for 2001 from Part X, line 5			4 128,991,036
5 Multiply line 4 by line 3			5 7,979,677
6 Enter 1% of net investment income (1% of Part I, line 27b)			6 33,825
7 Add lines 5 and 6			7 8,013,502
8 Enter qualifying distributions from Part XII, line 4			8 8,969,636

If line 8 is equal to or greater than line 7 check the box in Part VI line 1b and complete that part using a 1% tax rate. See the Part VI instructions on page 18.

Part VI Excise Tax on Investment Income (Section 4940(a), 4940(b), 4940(e), or 4948 - see page 18 of the instructions)

1a	Exempt operating foundations described in section 4940(d)(2) check here <input type="checkbox"/> and enter "N/A" on line 1 Date of ruling letter _____ (attach copy of ruling letter if necessary - see instructions)		
b	Domestic organizations that meet the section 4940(e) requirements in Part V check here <input checked="" type="checkbox"/> and enter 1% of Part I line 27b	1	33,825
c	All other domestic organizations enter 2% of line 27b Exempt foreign organizations enter 4% of Part I line 12 col (b)		
2	Tax under section 511 (domestic section 4947(a)(1) trusts and taxable foundations only Others enter -0-)	2	
3	Add lines 1 and 2	3	33,825
4	Subtitle A (income) tax (domestic section 4947(a)(1) trusts and taxable foundations only Others enter -0-)	4	NONE
5	Tax based on investment income Subtract line 4 from line 3 If zero or less enter -0-	5	33,825
6	Credits/Payments		
a	2001 estimated tax payments and 2000 overpayment credited to 2001	6a	294,318
b	Exempt foreign organizations - tax withheld at source	6b	NONE
c	Tax paid with application for extension of time to file (Form 8868)	6c	NONE
d	Backup withholding erroneously withheld	6d	
7	Total credits and payments Add lines 6a through 6d	7	294,318
8	Enter any penalty for underpayment of estimated tax Check here <input type="checkbox"/> if Form 2220 is attached	8	
9	Tax due If the total of lines 5 and 8 is more than line 7, enter amount owed	9	
10	Overpayment If line 7 is more than the total of lines 5 and 8, enter the amount overpaid	10	260,493
11	Enter the amount of line 10 to be Credited to 2002 estimated tax <input type="checkbox"/> 260,493 Refunded <input type="checkbox"/>	11	NONE

Part VII-A Statements Regarding Activities

	Yes	No
1 a During the tax year, did the organization attempt to influence any national state or local legislation or did it participate or intervene in any political campaign?	X	
b Did it spend more than \$100 during the year (either directly or indirectly) for political purposes (see page 19 of the instructions for definition)? <i>If the answer is "Yes" to 1a or 1b, attach a detailed description of the activities and copies of any materials published or distributed by the organization in connection with the activities</i> SEE STATEMENT 24		X
c Did the organization file Form 1120-POL for this year?		X
d Enter the amount (if any) of tax on political expenditures (section 4955) imposed during the year (1) On the organization <input type="checkbox"/> \$ NONE (2) On organization managers <input type="checkbox"/> \$ NONE		
e Enter the reimbursement (if any) paid by the organization during the year for political expenditure tax imposed on organization managers <input type="checkbox"/> \$ NONE		
2 Has the organization engaged in any activities that have not previously been reported to the IRS? <i>If "Yes" attach a detailed description of the activities</i>		X
3 Has the organization made any changes not previously reported to the IRS, in its governing instrument articles of incorporation or bylaws or other similar instruments? <i>If "Yes" attach a conformed copy of the changes</i>		X
4 a Did the organization have unrelated business gross income of \$1,000 or more during the year?	X	
b If "Yes," has it filed a tax return on Form 990-T for this year?	X	
5 Was there a liquidation termination dissolution, or substantial contraction during the year? <i>If "Yes," attach the statement required by General Instruction T</i>		X
6 Are the requirements of section 508(e) (relating to sections 4941 through 4945) satisfied either • By language in the governing instrument or • By state legislation that effectively amends the governing instrument so that no mandatory directions that conflict with the state law remain in the governing instrument?	X	
7 Did the organization have at least \$5,000 in assets at any time during the year? <i>If "Yes" complete Part II col (c), and Part XV</i>	X	
8 a Enter the states to which the foundation reports or with which it is registered (see page 19 of the instructions) <input type="checkbox"/> NEW MEXICO		
b If the answer is "Yes" to line 7 has the organization furnished a copy of Form 990-PF to the Attorney General (or designate) of each state as required by General Instruction G? <i>If "No" attach explanation</i>	X	
9 Is the organization claiming status as a private operating foundation within the meaning of section 4942(j)(3) or 4942(j)(5) for calendar year 2001 or the taxable year beginning in 2001 (see instructions for Part XIV on page 25)? <i>If "Yes" complete Part XIV</i>		X
10 Did any persons become substantial contributors during the tax year? <i>If "Yes," attach a schedule listing their names and addresses</i>		X
11 Did the organization comply with the public inspection requirements for its annual returns and exemption application? Web site address <input type="checkbox"/> WWW.NMMCUNE.ORG	X	
12 The books are in care of <input type="checkbox"/> MCCUNE CHARITABLE FOUNDATION Telephone no <input type="checkbox"/> (505) 983-8300 Located at <input type="checkbox"/> 345 E ALAMEDA ST, SANTA FE, NEW MEXICO ZIP+4 <input type="checkbox"/> 87501-2229		
13 Section 4947(a)(1) nonexempt charitable trusts filing Form 990-PF in lieu of Form 1041 - Check here <input type="checkbox"/> and enter the amount of tax-exempt interest received or accrued during the year <input type="checkbox"/> 13 N/A		

Part VII-B Statement Regarding Activities for Which Form 4720 May Be Required

File Form 4720 if any item is checked in the "Yes" column, unless an exception applies

		Yes	No
1 a	During the year did the organization (either directly or indirectly)		
	(1) Engage in the sale or exchange or leasing of property with a disqualified person?	<input type="checkbox"/> Yes	<input checked="" type="checkbox"/> No
	(2) Borrow money from lend money to, or otherwise extend credit to (or accept it from) a disqualified person?	<input type="checkbox"/> Yes	<input checked="" type="checkbox"/> No
	(3) Furnish goods services or facilities to (or accept them from) a disqualified person?	<input type="checkbox"/> Yes	<input checked="" type="checkbox"/> No
	(4) Pay compensation to or pay or reimburse the expenses of a disqualified person?	<input checked="" type="checkbox"/> Yes	<input type="checkbox"/> No
	(5) Transfer any income or assets to a disqualified person (or make any of either available for the benefit or use of a disqualified person)?	<input type="checkbox"/> Yes	<input checked="" type="checkbox"/> No
	(6) Agree to pay money or property to a government official? (Exception Check "No" if the organization agreed to make a grant to or to employ the official for a period after termination of government service if terminating within 90 days)	<input type="checkbox"/> Yes	<input checked="" type="checkbox"/> No
b	If any answer is "Yes" to 1a(1)-(6) did any of the acts fail to qualify under the exceptions described in Regulations section 53.4941(d)-3 or in a current notice regarding disaster assistance (see page 19 of the instructions)? Organizations relying on a current notice regarding disaster assistance check here		<input type="checkbox"/>
c	Did the organization engage in a prior year in any of the acts described in 1a, other than excepted acts that were not corrected before the first day of the tax year beginning in 2001?		<input type="checkbox"/>
2	Taxes on failure to distribute income (section 4942) (does not apply for years the organization was a private operating foundation defined in section 4942(j)(3) or 4942(j)(5))		
a	At the end of tax year 2001 did the organization have any undistributed income (lines 6d and 6e, Part XIII) for tax year(s) beginning before 2001? If "Yes," list the years	<input type="checkbox"/> Yes	<input checked="" type="checkbox"/> No
b	Are there any years listed in 2a for which the organization is not applying the provisions of section 4942(a)(2) (relating to incorrect valuation of assets) to the year's undistributed income? (If applying section 4942(a)(2) to all years listed answer "No" and attach statement - see page 19 of the instructions)		
c	If the provisions of section 4942(a)(2) are being applied to any of the years listed in 2a list the years here		
3 a	Did the organization hold more than a 2% direct or indirect interest in any business enterprise at any time during the year?	<input checked="" type="checkbox"/> Yes	<input type="checkbox"/> No
b	If "Yes," did it have excess business holdings in 2001 as a result of (1) any purchase by the organization or disqualified persons after May 26 1969 (2) the lapse of the 5-year period (or longer period approved by the Commissioner under section 4943(c)(7)) to dispose of holdings acquired by gift or bequest or (3) the lapse of the 10- 15- or 20-year first phase holding period? (Use Schedule C, Form 4720 to determine if the organization had excess business holdings in 2001)		
4 a	Did the organization invest during the year any amount in a manner that would jeopardize its charitable purposes?		
b	Did the organization make any investment in a prior year (but after December 31 1969) that could jeopardize its charitable purpose that had not been removed from jeopardy before the first day of the tax year beginning in 2001?		
5 a	During the year did the organization pay or incur any amount to		
	(1) Carry on propaganda or otherwise attempt to influence legislation (section 4945(e))?	<input checked="" type="checkbox"/> Yes	<input type="checkbox"/> No
	(2) Influence the outcome of any specific public election (see section 4955), or to carry on directly or indirectly any voter registration drive?	<input type="checkbox"/> Yes	<input checked="" type="checkbox"/> No
	(3) Provide a grant to an individual for travel study or other similar purposes?	<input type="checkbox"/> Yes	<input checked="" type="checkbox"/> No
	(4) Provide a grant to an organization other than a charitable etc organization described in section 509(a)(1) (2) or (3) or section 4940(d)(2)?	<input checked="" type="checkbox"/> Yes	<input type="checkbox"/> No
	(5) Provide for any purpose other than religious charitable scientific literary or educational purposes or for the prevention of cruelty to children or animals?	<input type="checkbox"/> Yes	<input checked="" type="checkbox"/> No
b	If any answer is "Yes" to 5a(1)-(5) did any of the transactions fail to qualify under the exceptions described in Regulations section 53.4945 or in a current notice regarding disaster assistance (see page 20 of the instructions)? Organizations relying on a current notice regarding disaster assistance check here		<input type="checkbox"/>
c	If the answer is "Yes" to question 5a(4) does the organization claim exemption from the tax because it maintained expenditure responsibility for the grant? SEE STMT. 22	<input type="checkbox"/> Yes	<input checked="" type="checkbox"/> No
6 a	Did the organization during the year, receive any funds directly or indirectly to pay premiums on a personal benefit contract?	<input type="checkbox"/> Yes	<input checked="" type="checkbox"/> No
b	Did the organization during the year pay premiums directly or indirectly on a personal benefit contract? If you answered "Yes" to 6a also file Form 8870		

Part VIII Information About Officers, Directors, Trustees, Foundation Managers, Highly Paid Employees, and Contractors

1 List all officers, directors, trustees, foundation managers and their compensation (see page 20 of the instructions)

(a) Name and address	(b) Title, and average hours per week devoted to position	(c) Compensation (If not paid enter -0)	(d) Contributions to employee benefit plans and deferred compensation	(e) Expense account, other allowances
SEE STATEMENT 17		235,260	NONE	NONE

2 Compensation of five highest-paid employees (other than those included on line 1 - see page 21 of the instructions) If none, enter "NONE"

(a) Name and address of each employee paid more than \$50,000	(b) Title and average hours per week devoted to position	(c) Compensation	(d) Contributions to employee benefit plans and deferred compensation	(e) Expense account other allowances
FRANCES R SOWERS 345 EAST ALAMEDA STREET	ASSOCIATE DIRECTOR 40 HRS/WK	102,945	NONE	NONE

Total number of other employees paid over \$50,000 ▶ NONE

3 Five highest-paid independent contractors for professional services - (see page 21 of the instructions) If none, enter "NONE"

(a) Name and address of each person paid more than \$50,000	(b) Type of service	(c) Compensation
SOUTHEASTERN ASSET MANAGEMENT 6075 POPLAR AVE , MEMPHIS, TN 38119	INVESTMENT MGR FEES	149,032
NORTON KALISHMAN 1043 COLUMBIA DR NE ALBUQUERQUE NM 8710	CONSULTANT	124,998
BRINSON PARTNERS, INC 209 S LASALLE ST , CHICAGO, IL 60604	INVESTMENT MGR FEES	130,000
CAPITAL GUARDIAN TRUST COMPANY 333 SOUTH HOPE ST , LOS ANGELES, CA 90071	INVESTMENT MGR FEES	176,772
STERLING CAPITAL MANAGEMENT ONE WACHOVIA CTR 301 COLLEGE CHARLOTTE N	INVESTMENT MGR FEES	134,893

Total number of others receiving over \$50,000 for professional services ▶ 3

Part IX-A Summary of Direct Charitable Activities

List the foundation's four largest direct charitable activities during the tax year. Include relevant statistical information such as the number of organizations and other beneficiaries served, conferences convened, research papers produced, etc.	Expenses
1 NONE	
2	
3	
4	

Part IX-B Summary of Program-Related Investments (see page 21 of the instructions)

Describe the two largest program-related investments made by the foundation during the tax year on lines 1 and 2	Amount
1 <u>INVESTMENT IN THE HISTORIC DISTRICT IMPROVEMENT COMPANY</u>	150,566
2 <u>INVESTMENT IN MAGNIFICO BUILDING</u>	220,000
All other program-related investments See page 22 of the instructions	
3 <u>NONE</u>	
Total Add lines 1 through 3	370,566

Part X Minimum Investment Return (All domestic foundations must complete this part Foreign foundations, see page 22 of the instructions)

1 Fair market value of assets not used (or held for use) directly in carrying out charitable, etc., purposes		
a Average monthly fair market value of securities	1a	22,235,733
b Average of monthly cash balances	1b	107,039,714
c Fair market value of all other assets (see page 22 of the instructions)	1c	1,679,920
d Total (add lines 1a, b, and c)	1d	130,955,367
e Reduction claimed for blockage or other factors reported on lines 1a and 1c (attach detailed explanation)	1e	
2 Acquisition indebtedness applicable to line 1 assets	2	NONE
3 Subtract line 2 from line 1d	3	130,955,367
4 Cash deemed held for charitable activities Enter 1 1/2% of line 3 (for greater amount, see page 23 of the instructions)	4	1,964,331
5 Net value of noncharitable-use assets Subtract line 4 from line 3 Enter here and on Part V, line 4	5	128,991,036
6 Minimum investment return Enter 5% of line 5	6	6,449,552

Part XI Distributable Amount (see page 23 of the instructions) (Section 4942(j)(3) and (j)(5) private operating foundations and certain foreign organizations check here and do not complete this part)

1 Minimum investment return from Part X, line 6	1	6,449,552
2a Tax on investment income for 2001 from Part VI, line 5	2a	33,825
b Income tax for 2001 (This does not include the tax from Part VI)	2b	
c Add lines 2a and 2b	2c	33,825
3 Distributable amount before adjustments Subtract line 2c from line 1	3	6,415,727
4a Recoveries of amounts treated as qualifying distributions	4a	16,931
b Income distributions from section 4947(a)(2) trusts	4b	
c Add lines 4a and 4b	4c	16,931
5 Add lines 3 and 4c	5	6,432,658
6 Deduction from distributable amount (see page 23 of the instructions)	6	NONE
7 Distributable amount as adjusted Subtract line 6 from line 5 Enter here and on Part XIII line 1	7	6,432,658

Part XII Qualifying Distributions (see page 23 of the instructions)

1 Amounts paid (including administrative expenses) to accomplish charitable, etc., purposes		
a Expenses, contributions, gifts, etc - total from Part I, column (d), line 26	1a	8,599,070
b Program-related investments - Total from Part IX-B	1b	370,566
2 Amounts paid to acquire assets used (or held for use) directly in carrying out charitable, etc., purposes	2	NONE
3 Amounts set aside for specific charitable projects that satisfy the		
a Suitability test (prior IRS approval required)	3a	NONE
b Cash distribution test (attach the required schedule)	3b	NONE
4 Qualifying distributions Add lines 1a through 3b Enter here and on Part V, line 8 and Part XIII, line 4	4	8,969,636
5 Organizations that qualify under section 4940(e) for the reduced rate of tax on net investment income Enter 1% of Part I, line 27b (see page 24 of the instructions)	5	33,825
6 Adjusted qualifying distributions Subtract line 5 from line 4	6	8,935,811

Note The amount on line 6 will be used in Part V, column (b), in subsequent years when calculating whether the foundation qualifies for the section 4940(e) reduction of tax in those years

Part XIII Undistributed Income (see page 24 of the instructions)

	(a) Corpus	(b) Years prior to 2000	(c) 2000	(d) 2001
1 Distributable amount for 2001 from Part XI line 7				6,432,658
2 Undistributed income if any as of the end of 2000				
a Enter amount for 2000 only			NONE	
b Total for prior years 1999		NONE		
3 Excess distributions carryover, if any, to 2001				
a From 1996	1,976,684			
b From 1997	328,278			
c From 1998	534,851			
d From 1999	2,673,680			
e From 2000	3,748,612			
f Total of lines 3a through e	9,262,105			
4 Qualifying distributions for 2001 from Part XII line 4				
a Applied to 2000 but not more than line 2a				NONE
b Applied to undistributed income of prior years (Election required - see page 24 of the instructions)		NONE		
c Treated as distributions out of corpus (Election required - see page 24 of the instructions)	NONE			
d Applied to 2001 distributable amount				6,432,658
e Remaining amount distributed out of corpus	2,536,978			
5 Excess distributions carryover applied to 2001 (If an amount appears in column (d), the same amount must be shown in column (a))	NONE			NONE
6 Enter the net total of each column as indicated below				
a Corpus Add lines 3f 4c and 4e Subtract line 5	11,799,083			
b Prior years' undistributed income Subtract line 4b from line 2b		NONE		
c Enter the amount of prior years' undistributed income for which a notice of deficiency has been issued or on which the section 4942(a) tax has been previously assessed		NONE		
d Subtract line 6c from line 6b Taxable amount - see page 25 of the instructions		NONE		
e Undistributed income for 2000 Subtract line 4a from line 2a Taxable amount - see page 25 of the instructions			NONE	
f Undistributed income for 2001 Subtract lines 4d and 5 from line 1 This amount must be distributed in 2002				NONE
7 Amounts treated as distributions out of corpus to satisfy requirements imposed by section 170(b)(1)(E) or 4942(g)(3) (see page 25 of the instructions)	NONE			
8 Excess distributions carryover from 1996 not applied on line 5 or line 7 (see page 25 of the instructions)	1,976,684			
9 Excess distributions carryover to 2002 Subtract lines 7 and 8 from line 6a	9,822,399			
10 Analysis of line 9				
a Excess from 1997	328,278			
b Excess from 1998	534,851			
c Excess from 1999	2,673,680			
d Excess from 2000	3,748,612			
e Excess from 2001	2,536,978			

Part XIV Private Operating Foundations (see page 25 of the instructions and Part VII-A, question 9) **NOT APPLICABLE**

1 a If the foundation has received a ruling or determination letter that it is a private operating foundation, and the ruling is effective for 2001 enter the date of the ruling ▶

b Check box to indicate whether the organization is a private operating foundation described in section 4942(j)(3) or 4942(j)(5)

	Tax year	Prior 3 years			(e) Total
	(a) 2001	(b) 2000	(c) 1999	(d) 1998	
2 a Enter the lesser of the adjusted net income from Part I or the minimum investment return from Part X for each year listed					
b 85% of line 2a					
c Qualifying distributions from Part XII line 4 for each year listed					
d Amounts included in line 2c not used directly for active conduct of exempt activities					
e Qualifying distributions made directly for active conduct of exempt activities Subtract line 2d from line 2c					
3 Complete 3a b or c for the alternative test relied upon					
a "Assets" alternative test enter					
(1) Value of all assets					
(2) Value of assets qualifying under section 4942(j)(3)(B)(i)					
b "Endowment" alternative test Enter 2/3 of minimum investment return shown in Part X line 6 for each year listed					
c "Support" alternative test enter					
(1) Total support other than gross investment income (interest, dividends, rents, payments on securities, loans (section 512(a)(5)) or royalties)					
(2) Support from general public and 5 or more exempt organizations as provided in section 4942(j)(3)(B)(iii)					
(3) Largest amount of support from an exempt organization					
(4) Gross investment income					

Part XV Supplementary Information (Complete this part only if the organization had \$5,000 or more in assets at any time during the year - see page 26 of the instructions)

1 **Information Regarding Foundation Managers**

a List any managers of the foundation who have contributed more than 2% of the total contributions received by the foundation before the close of any tax year (but only if they have contributed more than \$5,000) (See section 507(d)(2))

NONE

b List any managers of the foundation who own 10% or more of the stock of a corporation (or an equally large portion of the ownership of a partnership or other entity) of which the foundation has a 10% or greater interest

NONE

2 **Information Regarding Contribution, Grant, Gift, Loan, Scholarship, etc , Programs**

Check here if the organization only makes contributions to preselected charitable organizations and does not accept unsolicited requests for funds

If the organization makes gifts, grants, etc. (see page 26 of the instructions) to individuals or organizations under other conditions, complete items 2a, b, c, and d

a The name, address, and telephone number of the person to whom applications should be addressed

SEE STATEMENT 18

b The form in which applications should be submitted and information and materials they should include

SEE ATTACHED APPLICATION INFORMATION - STATEMENT 19

c Any submission deadlines

SEE ATTACHED APPLICATION INFORMATION - STATEMENT 19

d Any restrictions or limitations on awards such as by geographical areas, charitable fields, kinds of institutions, or other factors

SEE ATTACHED APPLICATION INFORMATION - STATEMENT 19

Part XV Supplementary Information (continued)

3 Grants and Contributions Paid During the Year or Approved for Future Payment

Recipient Name and address (home or business)	If recipient is an individual show any relationship to any foundation manager or substantial contributor	Foundation status of recipient	Purpose of grant or contribution	Amount
a <i>Paid during the year</i> SEE STATEMENT 20				7,686,800
Total				7,686,800
b <i>Approved for future payment</i> SEE STATEMENT 21				484,543
Total				484,543

Part XVII Information Regarding Transfers To and Transactions and Relationships With Noncharitable Exempt Organizations

- 1 Did the organization directly or indirectly engage in any of the following with any other organization described in section 501(c) of the Code (other than section 501(c)(3) organizations) or in section 527 relating to political organizations?
a Transfers from the reporting organization to a noncharitable exempt organization of
(1) Cash
(2) Other assets
b Other Transactions
(1) Sales of assets to a noncharitable exempt organization
(2) Purchases of assets from a noncharitable exempt organization
(3) Rental of facilities equipment or other assets
(4) Reimbursement arrangements
(5) Loans or loan guarantees
(6) Performance of services or membership or fundraising solicitations
c Sharing of facilities, equipment mailing lists other assets, or paid employees
d If the answer to any of the above is "Yes " complete the following schedule Column (b) should always show the fair market value of the goods other assets or services given by the reporting organization If the organization received less than fair market value in any transaction or sharing arrangement show in column (d) the value of the goods other assets or services received

Table with 3 columns: Question, Yes, No. Rows include 1a(1), 1a(2), 1b(1), 1b(2), 1b(3), 1b(4), 1b(5), 1b(6), and 1c. 'X' marks are present in the 'No' column for all rows.

Table with 4 columns: (a) Line no, (b) Amount involved, (c) Name of noncharitable exempt organization, (d) Description of transfers, transactions, and sharing arrangements. The table is currently empty.

2 a Is the organization directly or indirectly affiliated with, or related to one or more tax exempt organizations described in section 501(c) of the Code (other than section 501(c)(3)) or in section 527? [] Yes [X] No

b If "Yes," complete the following schedule

Table with 3 columns: (a) Name of organization, (b) Type of organization, (c) Description of relationship. The table is currently empty.

Under penalties of perjury I declare that I have examined this return, including accompanying schedules and statements and to the best of my knowledge and belief, it is true, correct, and complete Declaration of preparer (other than taxpayer or fiduciary) is based on all information of which preparer has any knowledge.

Signature of officer or trustee: Charles Sowers

Sign Here

Paid Preparer's Use Only

Preparer's signature: Debra C. Cook

Firm's name (or yours if self-employed) address and ZIP code: KPMG LLP, 200 CRESCENT COURT, DALLAS, TEXAS

• If you are filing for an Additional (not automatic) 3-Month Extension, complete only Part II and check this box

Note: Only complete Part II if you have already been granted an automatic 3-month extension on a previously filed Form 8868.

• If you are filing for an Automatic 3-Month Extension, complete only Part I (on page 1)

Part II Additional (not automatic) 3-Month Extension of Time - Must File Original and One Copy.

Name of Exempt Organization: MARSHALL L. AND PERRINE D. MCCUNE CHARITABLE FOUNDATION
Employer Identification number: 85-0429439
Address: 345 EAST ALAMEDA STREET, SANTA FE, NM 87501-2229

Check type of return to be filed (File a separate application for each return).
Form 990, Form 990-EZ, Form 990-T (sec 401(a) or 408(a) trust), Form 1041-A, Form 5227, Form 8870, Form 990-BL, Form 990-PF, Form 990-T (trust other than above), Form 4720, Form 6069

STOP Do not complete Part II if you were not already granted an automatic 3-month extension on a previously filed Form 8868.

• If the organization does not have an office or place of business in the United States, check this box

• If this is for a Group Return, enter the organization's four digit Group Exemption Number (GEN) . If this is for the whole group, check this box If it is for part of the group, check this box and attach a list with the names and EINs of all members the extension is for

4 I request an additional 3-month extension of time until NOVEMBER 15, 2002

5 For calendar year 2001, or other tax year beginning and ending

6 If this tax year is for less than 12 months, check reason. Initial return Final return Change in accounting period

7 State in detail why you need the extension TAXPAYER RESPECTFULLY REQUESTS ADDITIONAL TIME TO FILE A COMPLETE AND ACCURATE TAX RETURN. THE AUDIT OF THE 12/31/01 FINANCIAL STATEMENTS HAS NOT BEEN COMPLETED THEREFORE A COMPLETE & ACCURATE RETURN CANNOT BE FILED BY 08/15/02

8a If this application is for Form 990-BL, 990-PF, 990-T, 4720 or 6069 enter the tentative tax, less any nonrefundable credits See instructions \$ 294,318

b If this application is for Form 990-PF, 990-T, 4720, or 6069, enter any refundable credits and estimated tax payments made Include any prior year overpayment allowed as a credit and any amount paid previously with Form 8868 \$ 294,318

c Balance Due Subtract line 8b from line 8a Include your payment with this form, or, if required, deposit with FTD coupon or, if required, by using EFTPS (Electronic Federal Tax Payment System) See instructions \$

Signature and Verification

Under penalties of perjury, I declare that I have examined this form, including accompanying schedules and statements, and to the best of my knowledge and belief, it is true, correct, and complete and that I am authorized to prepare this form.

Signature: [Handwritten Signature] Title: CPA Date: 8-9-02

Notice to Applicant - To Be Completed by the IRS

- We have approved this application. Please attach this form to the organization's return.
We have not approved this application. However we have granted a 10-day grace period from the later of the date shown below or the due date of the organization's return (including any prior extensions). This grace period is considered to be a valid extension of time for elections otherwise required to be made on a timely return. Please attach this form to the organization's return.
We have not approved this application. After considering the reasons stated in item 7, we cannot grant your request for an extension of time to file. We are not granting a 10-day grace period.
We cannot consider this application because it was filed after the due date of the return for which an extension was requested.
Other

Director By Date

Alternate Mailing Address - Enter the address if you want the copy of this application for an additional 3-month extension returned to an address different than the one entered above

Name: KPMG LLP EXTENSION APPROVED
Address: POST OFFICE BOX 3939 SEP 03 2002
City: ALBUQUERQUE, NEW MEXICO 87190

JSA ALBUQUERQUE, NEW MEXICO 87190 I INDIANAPOLIS FIELD DIRECTOR SUPERVISION PROCESSING 60088 (12-2000)

FORM 990PF, PART I - INTEREST ON TEMPORARY CASH INVESTMENTS

DESCRIPTION -----	REVENUE AND EXPENSES PER BOOKS -----	NET INVESTMENT INCOME -----
FIRST NATIONAL BANK - OPERATING	9,582.	9,582.
FIRST NATIONAL BANK - PAYROLL	300.	300.
FIRST NATIONAL BANK - GRANTS	4,375.	4,375.
	-----	-----
TOTAL	14,257.	14,257.
	=====	=====

FORM 990PF, PART I - DIVIDENDS AND INTEREST FROM SECURITIES

DESCRIPTION -----	REVENUE AND EXPENSES PER BOOKS -----	NET INVESTMENT INCOME -----
SECURITIES DIVIDENDS	1,837,422.	1,542,660.
SECURITIES INTEREST	1,920,556.	1,893,958.
OTHER INTEREST INCOME	199,191.	199,191.
BOND ACCRETION AND AMORTIZATION	541,540.	541,540.
INTEREST & DIVIDENDS - BRINSON PARTNERSHIP K-1'S	NONE	146,551.
INTEREST & DIVIDENDS - HDIC LLC	NONE	5,028.
INTEREST & DIVIDENDS - IBJ PREF CAP LLC	NONE	1,839.
	-----	-----
TOTAL	4,498,709.	4,330,767.
	=====	=====

FORM 990PF, PART I - OTHER INCOME

=====

DESCRIPTION -----	REVENUE AND EXPENSES PER BOOKS -----	NET INVESTMENT INCOME -----
OTHER INCOME	-18,053	NONE
ROYALTY INCOME - BRINSON PARTNERSHIP K-1'S	NONE	9.
OTHER PORTFOLIO INCOME - BRINSON PARTNERSHIP K-1'S	NONE	240
OTHER INCOME - BRINSON PARTNERSHIP K-1'S	NONE	7,774.
OTHER PORTFOLIO INCOME - HDIC LLC	NONE	26.
	-----	-----
TOTALS	-18,053.	8,049.
	=====	=====

FORM 990PF, PART I - LEGAL FEES

=====

DESCRIPTION	REVENUE AND EXPENSES PER BOOKS	NET INVESTMENT INCOME	ADJUSTED NET INCOME	CHARITABLE PURPOSES
-----	-----	-----	-----	-----
LEGAL FEES	11,950.	1,793		8,233
TOTALS	11,950.	1,793	NONE	8,233.
	=====	=====	=====	=====

FORM 990PF, PART I - ACCOUNTING FEES

DESCRIPTION	REVENUE AND EXPENSES PER BOOKS	NET INVESTMENT INCOME	ADJUSTED NET INCOME	CHARITABLE PURPOSES
ACCOUNTING FEES	70,044.	10,380.		59,664.
TOTALS	70,044.	10,380.	NONE	59,664.

FORM 990PF, PART I - OTHER PROFESSIONAL FEES

DESCRIPTION -----	REVENUE AND EXPENSES PER BOOKS -----	NET INVESTMENT INCOME -----	CHARITAB PURPOSES -----
INVESTMENT MANAGER/CONSULTANT FEES	909,629.	779,629.	NONE
CONSULTANT FEES	163,311.		163,311.
CONTRACT LABOR	2,388.		2,388.
OTHER PROFESSIONAL SERVICES	31,976.		31,976.
	-----	-----	-----
TOTALS	1,107,304.	779,629.	197,675.
	=====	=====	=====

FORM 990PF, PART I - TAXES
 =====

DESCRIPTION -----	REVENUE AND EXPENSES PER BOOKS -----	NET INVESTMENT INCOME -----	CHARITABLE PURPOSES -----
FEDERAL EXCISE TAXES	-70,283.		
PROPERTY TAXES	939.	141.	798.
OTHER TAXES	13,193.	2,557.	10,636.
	-----	-----	-----
TOTALS	-56,151.	2,698.	11,434.
	=====	=====	=====

FORM 990PF, PART I - OTHER EXPENSES

=====

DESCRIPTION -----	REVENUE AND EXPENSES PER BOOKS -----	NET INVESTMENT INCOME -----	CHARITABLE PURPOSES -----
INSURANCE	54,005.	10,292.	43,713.
BOARD OF DIRECTORS EXPENSES	15,498.	3,875.	11,624.
DUES AND SUBSCRIPTIONS	13,829.	2,074.	11,755.
RENTAL EXPENSES	4,475.	4,475.	NONE
PROGRAM RELATED INVESTMENTS	39,659.	36,026.	NONE
TELEPHONE AND UTILITIES	14,542.	2,181.	12,361
MAINTENANCE AND REPAIRS	36,859.	5,529.	31,330.
POSTAGE AND DELIVERY	7,665.	1,150.	6,515.
OFFICE SUPPLIES	5,206.	781.	4,347.
COMPUTER EXPENSE	2,908.	582	2,326.
IN-STATE ADMIN EXPENSE	40,105.	NONE	39,042.
OUT-OF-STATE ADMIN EXPENSE	18,427.	NONE	18,427
MISCELLANEOUS EXPENSE	12,722.	148.	1,552
AMORTIZATION	877.	175	NONE
PORTFOLIO DEDUCTIONS - BRINSON PARTNERSHIP K-1'S	NONE	88,842.	NONE
FOREIGN TAXES PAID - BRINSON PARTNERSHIP K-1'S	NONE	33.	NONE

FORM 990PF, PART I - OTHER EXPENSES

DESCRIPTION	REVENUE AND EXPENSES PER BOOKS	NET INVESTMENT INCOME	CHARITABLE PURPOSES
OTHER DEDUCTIONS - BRINSON PARTNERSHIP K-1's	NONE	3,045.	NONE
TOTALS	266,777.	159,208.	182,992.

Marshall L and Perrine D McCune Charitable Foundation, Inc
 EIN 85-0429439
 December 31, 2001

Marshall L and Perrine D McCune Charitable Foundation, Inc
 EIN 85-0429439
 December 31, 2001

FORM 990-PF, PART II, LINES 10 AND LINE 13

Asset Description	FMV	Line 10b	Line 10a	Line 10c	Line 13
Alliance Common Stock	12,721,847	12,721,847	0	0	0
Fuller & Thayer Common Stock	6,576,533	6,576,533	0	0	0
Nicholas Applegate Small Cap Growth Fd	4,447,555	4,447,555	0	0	0
Southeastern Common Stock	19,383,455	19,383,455	0	0	0
Sterling Common Stock	14,000,174	14,000,174	0	0	0
Capital Guardian Corporate Stock	16,190,740	16,190,740	0	0	0
Blackrock Mortgage Backed Securities	12,970,967	0	12,970,967	0	0
Blackrock US Government Obligations	1,211,104	1,211,104	0	0	0
Blackrock Other Global Government Bonds	98,376	0	98,376	0	0
Blackrock Corporate Bonds	10,631,608	0	0	10,631,608	0
Blackrock Strategic Portfolio	1,282,349	1,282,349	0	0	0
Brinson Partnerships	5,197,697	0	0	0	5,197,697
Harris Partnerships	17,969,175	0	0	0	17,969,175
Other miscellaneous assets	3,198	49,044	(45,846)	0	0
Reclass Government Securities	0	(18,485,603)	18,485,603	0	0
Total investment assets	122,684,776	57,377,196	31,509,100	10,631,608	23,166,872

* * SECURITIES * *	UNIT COST MARKET PRICE SHARES/PAR	COST	MARKET VALUE ACCRUED INCOME	UNREALIZED GAIN/LOSS
CASH EQUIVALENTS				
SHORT TERM FUNDS				
WELLS FARGO CASH INVESTMENT MONEY MARKET SVC CLASS VP450022	100 00 100.00 93,058.0400		93,058.04 238.12	0 00
YLD 1 89				
TOTAL SHORT TERM FUNDS	93,058.0400	93,058.04	93,058.04 238.12	0.00
TOTAL CASH EQUIVALENTS	93,058.0400	93,058.04	93,058.04 238.12	0 00
COMMON STOCK				
HEALTH CARE				
HEALTH CARE EQUIP & SERV				
BAXTER INTL INC 071813109	50 1844 53 63 3,500	175,645 38	187,705.00 2,037.00	12,059 62
YLD 2 17				
HEALTH MGMT ASSOC INC NEW CL A 421933102	20.8130 18.40 4,800	99,902 48	88,320 00 0.00	(11,582.48)
MEDTRONIC INC 1 COM & 1 TAKEOVER RT EXP: 07-10-01 585055106	38.5737 51.21 4,000	154,294 83	204,840.00 0.00	50,545.17
YLD 0 39				
TENET HEALTHCARE CORP COM 880336100	55.4332 58 72 3,250	180,157 90	190,840 00 0 00	10,682.10
UNITEDHEALTH GROUP INC 91324P102	67 3390 70 77 3,000	202,017.10	212,310 00 0.00	10,292 90
YLD 0 04				
TOTAL HEALTH CARE EQUIP & SERV	18,550	812,017 69	884,015 00 2,037 00	71,997.31

AS OF DECEMBER 31, 2001

* * SECURITIES * *		UNIT COST MARKET PRICE SHARES/PAR	COST	MARKET VALUE ACCRUED INCOME	UNREALIZED GAIN(LOSS)
PHARMACEUTICALS & BIOTECH					
PFIZER INC 717081103		32 9912 39 85			
YLD	0 90	17,500	577,345 51	697,375.00 0 00	120,029.49
PHARMACIA CORP 71713U102		55.1444 42 65			
YLD	1 12	2,300	126,832 23	98,095.00 0.00	(28,737 23)
SCHERING PLOUGH CORP 806605101		45 6757 35 81			
YLD	1 56	6,200	283,189 64	222,022 00 0.00	(61,167 64)
TOTAL PHARMACEUTICALS & BIOTECH		26,000	987,367 38	1,017,492.00 0.00	30,124.62
HEALTH CARE MISCELLANEOUS					
JOHNSON & JOHNSON 478160104		55 6352 59.10			
YLD	2 16	4,200	233,667.85	248,220 00 0.00	14,552.15
TOTAL HEALTH CARE MISCELLANEOUS		4,200	233,667 85	248,220.00 0.00	14,552.15
TOTAL HEALTH CARE		48,750	2,033,052.92	2,149,727 00 2,037 00	116,674 08
FINANCIALS					
INSURANCE					
AMERICAN INTL GROUP INC 026874107		81 3681 79.40			
YLD	0 18	3,500	284,788.43	277,900.00 0.00	(6,888 43)
TOTAL INSURANCE		3,500	284,788 43	277,900 00 0 00	(6,888 43)
DIVERSIFIED FINANCIALS					
CITIGROUP INC 172967101		41.6963 50.48			
YLD	1 10	14,880	620,441.19	751,142 40 0.00	130,701.21
FANNIE MAE 313586109		86.2681 79.50			
YLD	1 40	1,200	103,521.72	95,400.00 0 00	(8,121 72)

Marshall L. and Perrine D. McCune Charitable Foundation, Inc
 EIN 85-0429439
 December 31, 2001

AS OF DECEMBER 31, 2001

* * SECURITIES * *			UNIT COST MARKET PRICE SHARES/PAR	COST	MARKET VALUE ACCRUED INCOME	UNREALIZED GAIN/LOSS
FREDDIE MAC 313400301			55 2894 65 40	359,381 35	425,100 00	65,718 65
	YLD	1 03	6,500		0 00	
HOUSEHOLD INTL INC COM 441815107			54 9270 57 94	230,693 59		12,654 41
	YLD	1 31	4,200			
MBNA CORP 55262L100			22 4851 35.20	451,95	707,520 00	255,569.55
	YLD	0.90	20,100		1,809.00	
MERRILL LYNCH & CO INC 590188108			59.2072 52.12	136,176 54	119,876 00	(16,300 54)
	YLD	1.22	2,300		0 00	
MORGAN STANLEY DEAN WITTER & CO COM 617446448			46.0338 55.94	87,464.27	106,286 00	18,821 73
	YLD	1.43	1,900		0.00	
TOTAL DIVERSIFIED FINANCIALS			51,080	1,989,629 11	2,448,672 40 2,733.00	459,043 29
TOTAL FINANCIALS			54,580	2,274,417 54	2,726,572.40 2,733.00	452,154.86
CONSUMER STAPLES						
FOOD & DRUG RETAILING						
CARDINAL HEALTH INC COM 14149Y108			69.5233 64 66	298,950 25	278,038.00	(20,912 25)
	YLD	0.18	4,300		107 50	
MALGREEN CO 931422109			33 0059 33.66	280,549 96	286,110.00	5,560 04
	YLD	0 41	8,500		0 00	
TOTAL FOOD & DRUG RETAILING			12,800	579,500 21	564,148.00 107 50	(15,352 21)
FOOD BEVERAGE & TOBACCO						
ANHEUSER BUSCH COS INC 1 COM & 1 TAKEOVER RT EXP. 12-27-95 035229103			42 1081 45.21	50,529 73	54,252 00	3,722.27
	YLD	1 45	1,200		0.00	

Marshall L and Perrine D McCune Charitable Foundation, Inc
 EIN 85-0429439
 December 31, 2001

AS OF DECEMBER 31, 2001

* * SECURITIES * *	UNIT COST MARKET PRICE SHARES/PAR	COST	MARKET VALUE ACCRUED INCOME	UNREALIZED GAIN(LOSS)
PHILIP MORRIS COS COM 718154107	42.8616 45 85	214,308 08	229,250 00	14,941 92
YLD 4.62	5,000		2,900.00	
TOTAL FOOD BEVERAGE & TOBACCO	6,200	264,837 81	283,502 00	18,664 19
			2,900 00	
HOUSEHOLD & PERSONAL PROD				
COLGATE PALMOLIVE CO 194162103	51.1238 57 75	138,034 16	155,925 00	17,890.84
YLD 1 09	2,700		0.00	
TOTAL HOUSEHOLD & PERSONAL PROD	2,700	138,034 16	155,925 00	17,890 84
			0 00	
TOTAL CONSUMER STAPLES	21,700	982,372 18	1,003,575.00	21,202 82
			3,007.50	
CONSUMER DISCRETIONARY				
CONSUMER DURABLES/APPAREL				
HARLEY DAVIDSON INC 1 COM & 1 TAKEOVER RT EFF: 05/23/88 EXP: 05/23/98 412822108	47 6433 54.31	71,464 96	81,465 00	10,000 04
YLD 0 18	1,500		0.00	
TOTAL CONSUMER DURABLES/APPAREL	1,500	71,464.96	81,465 00	10,000.04
			0.00	
MEDIA				
AOL TIME WARNER, INC 00184A105	49.0170 32 10	651,926 74	426,930 00	(224,996 74)
	13,300		0 00	
CLEAR CHANNEL COMMUNICATIONS INC 184502102	46 2222 50.91	27,733 32	30,546 00	2,812 68
	600		0.00	
COMCAST CORP CL A SPL 200300200	43 8516 36.00	162,250 91	133,200 00	(29,050 91)
	3,700		0 00	
LIBERTY MEDIA CORP - A 530718105	12.9249 14.00	130,541.19	141,400 00	10,858.81
	10,100		0.00	

Marshall L and Perrine D McCune Charitable Foundation Inc
 EIN 85-0429439
 December 31, 2001

AS OF DECEMBER 31, 2001

* * SECURITIES * *	UNIT COST MARKET PRICE SHARES/PAR	COST	MARKET VALUE ACCRUED INCOME	UNREALIZED GAIN(LOSS)
VIACOM INC COM CL B 925524308	56.2420 44.15 4,612	259,388 20	203,619.80 0.00	(55,768 40)
TOTAL MEDIA	32,312	1,231,840.36	935,695 80 0.00	(296,144.56)
RETAILING				
HOME DEPOT INC 437076102	35.1808 51 01 9,850	346,531 10	502,448 50 0.00	155,917 40
YLD 0.31				
KOHL'S CORP COM 500255104	45.3478 70.44 8,800	399,060 45	619,872.00 0 00	220,811 55
TARGET CORP 87612E106	33 2303 41.05 3,400	112,982 95	139,570.00 0 00	26,587 05
YLD 0.53				
MAL MART STORES INC 931142103	51 7323 57.55 3,500	181,063 00	201,425 00 245.00	20,362.00
YLD 0 41				
TOTAL RETAILING	25,550	1,039,637 50	1,463,315 50 245 00	423,678 00
TOTAL CONSUMER DISCRETIONARY	59,362	2,342,942 82	2,480,476 30 245.00	137,533.48
INFORMATION TECHNOLOGY				
SOFTWARE & SERVICE				
ELECTRONIC DATA SYS CORP NEM COM 285661104	62.3526 68.55 6,100	380,350 80	418,155.00 0.00	37,804 20
YLD 0 87				
MICROSOFT CORP 594918104	63.1670 66 25 7,900	499,019.06	523,375.00 0 00	24,355 94
VERITAS SOFTWARE CO COM 923436109	105 8748 44 83 1,600	169,399 61	71,728 00 0 00	(197,671 61)

Marshall L and Perrine D McCune Charitable Foundation, Inc
 EIN 85-0429439
 December 31, 2001

Marshall L. and Perrine D. McCune Charitable Foundation, Inc
 EIN 85-0429439
 December 31, 2001

* * SECURITIES * *	UNIT COST MARKET PRICE SHARES/PAR	COST	MARKET VALUE ACCRUED INCOME	UNREALIZED GAIN/(LOSS)
TOTAL SOFTWARE & SERVICE	15,600	1,048,769.47	1,013,258 00 0 00	(35,511.47)
TECH HARDWARE & EQUIPMENT				
ALTERA CORP 021441100	52.9375 21.22 1,500	79,406.25	31,830.00 0 00	(47,576.25)
AT & T WIRELESS SERVICES 00209A106	25 9553 14.37 18,600	482,768 01	267,282.00 0.00	(215,486.01)
CISCO SYS INC 17275R102	33 8374 18.11 15,100	510,945.45	273,461 00 0 00	(237,484 45)
DELL COMPUTER CORP 247025109	26.1958 27 18 3,600	94,305 00	97,848 00 0 00	3,543.00
INTEL CORP COM 458140100	31.6312 31.45 6,000	189,787.00	188,700.00 0.00	(1,087 00)
INTERNATIONAL BUSINESS MACHS CORP COM 459200101	123.038 120 96 300	36,911 40	36,288 00 0.00	(623.40)
MAXIM INTEGRATED PRODS INC 57772K101	43.35 52.51 1,000	43,350 00	52,510.00 0.00	9,160 00
MICRON TECHNOLOGY INC 595112103	73.0826 31.00 900	65,774 31	27,900 00 0 00	(37,874 31)
SPRINT CORP (PCS GROUP) 852061506	24.8864 24.41 6,300	156,784.28	153,783.00 0 00	(3,001 28)
SUN MICROSYSTEMS INC COM 866810104	47 9560 12.30 5,000	239,780.21	61,500.00 0.00	(178,280.21)
TEXAS INSTRS INC 882508104	30 3960 28.00 2,300	69,910 85	64,400 00 0.00	(15,510.85)

YLD 0.25

YLD 0.42

* * SECURITIES * *	UNIT COST MARKET PRICE SHARES/PAR	COST	MARKET VALUE ACCRUED INCOME	UNREALIZED GAIN(LOSS)
TOTAL TECH HARDWARE & EQUIPMENT	60,600	1,969,722.76	1,255,502.00 0.00	(714,220.76)
TOTAL INFORMATION TECHNOLOGY	76,200	3,018,492.23	2,268,760.00 0.00	(749,732.23)
INDUSTRIALS				
CAPITAL GOODS				
GENERAL ELEC CO 369604103	48.0626 40.08	821,871.00	685,368.00 3,078.00	(136,503.00)
YLD 1 36	17,100			
TYCO INTL LTD NEM COM 902124106	40.5213 58.90	445,733.88	647,900.00 137.50	202,166.12
YLD 0.08	11,000			
TOTAL CAPITAL GOODS	28,100	1,267,604.88	1,333,268.00 3,215.50	65,663.12
COMMERCIAL SERV & SUPPLY				
FIRST DATA CORP COM 319963104	60.505 78.45	96,808.00	125,520.00 32.00	28,712.00
YLD 0 10	1,600			
TOTAL COMMERCIAL SERV & SUPPLY	1,600	96,808.00	125,520.00 32.00	28,712.00
TOTAL INDUSTRIALS	29,700	1,364,412.88	1,458,788.00 3,247.50	94,375.12
ADR'S				
NOKIA CORP SPONSORED ADR 654902204	24.5970 24.53	501,778.90	500,412.00 0.00	(1,366.90)
YLD 0.66	20,400			
VODAFONE GROUP PLC SPONSORED ADR 92857M100	47.8531 25.68	248,836.25	133,536.00 832.80	(115,300.25)
YLD 0 80	5,200			
TOTAL ADR'S	25,600	750,615.15	633,948.00 832.80	(116,667.15)

Marshall L and Perrine D McCune Charitable Foundation, Inc
 EIN 85-0429439
 December 31, 2001

THE MCCUNE CHARITABLE FOUNDATION -
ALLIANCE

AS OF DECEMBER 31, 2001

* * SECURITIES * *	UNIT COST MARKET PRICE SHARES/PAR	COST	MARKET VALUE ACCRUED INCOME	UNREALIZED GAIN(LOSS)
TOTAL COMMON STOCK	315,892	12,766,305 72	12,721,846 70 12,102 80	(44,459 02)
TOTAL SECURITIES	408,950 0400	12,859,363 76	12	(44,459 02)

Marshall L. and Perrine D. McCune Charitable Foundation, Inc.
 EIN 85-0429439
 December 31, 2001

* * SECURITIES * *	UNIT COST MARKET PRICE SHARES/PAR	COST	MARKET VALUE ACCRUED INCOME	UNREALIZED GAIN(LOSS)
CASH EQUIVALENTS				
SHORT TERM FUNDS				
WELLS FARGO CASH INVESTMENT	100 00			
MONEY MARKET SVC CLASS	100 00	112,676 35	112,676.35	0.00
VP4500022	112,676 3500		201.84	
YLD 1.89				
TOTAL SHORT TERM FUNDS	112,676.3500	112,676.35	112,676.35	0 00
			201 84	
TOTAL CASH EQUIVALENTS	112,676.3500	112,676.35	112,676 35	0.00
			201.84	
COMMON STOCK				
HEALTH CARE				
HEALTH CARE EQUIP & SERV				
AFFYMETRIX INC OC-CAP STK	31.5333			
00826T108	37.75	85,139 98	101,925 00	16,785 02
	2,700		0.00	
PHARMACEUTICAL PROD DEV INC COM	25 0225			
717124101	32 31	65,058 50	84,006.00	18,947.50
	2,600		0 00	
QUEST DIAGNOSTICS INC COM	27 8252			
74834L100	71 71	114,083.15	294,011.00	179,927 85
	4,100		0.00	
RESMED INC	52 7587			
761152107	53.92	100,241 50	102,448.00	2,206 50
	1,900		0.00	
TRIGON HEALTHCARE INC COM	48.9194			
89618L100	69.45	146,758.25	208,350.00	61,591 75
	3,000		0 00	
UNIVERSAL HEALTH SVCS INC CL B	23.9906			
913903100	42.78	153,539.71	273,792 00	120,252 29
	6,400		0.00	
VARIAN MED SYS INC	39 0369			
COM	71 26	163,955 07	299,292 00	135,336.93
92220P105	4,200		0 00	

AS OF DECEMBER 31, 2001

Marshall L. and Perrine D. McCune Charitable Foundation, Inc
EIN 85-0429439
December 31, 2001

* * SECURITIES * *	UNIT COST MARKET PRICE SHARES/PAR	COST	MARKET VALUE ACCRUED INCOME	UNREALIZED GAIN(LOSS)
TOTAL HEALTH CARE EQUIP & SERV	24,900	828,776.16	1,363,824.00 0.00	535,047.84
PHARMACEUTICALS & BIOTECH				
SICOR INC	15.4087			
825846108	15.68	134,056.07	136,416.00	2,359.93
	8,700		0.00	
TOTAL PHARMACEUTICALS & BIOTECH	8,700	134,056.07	136,416.00 0.00	2,359.93
TOTAL HEALTH CARE	33,600	962,832.23	1,500,240.00 0.00	537,407.77
FINANCIALS				
INSURANCE				
HILB ROGAL & HAMILTON CO	57.6023			
431294107	56.05	86,403.40	84,075.00	(2,328.40)
YLD 1.21	1,500		0.00	
TOTAL INSURANCE	1,500	86,403.40	84,075.00 0.00	(2,328.40)
TOTAL FINANCIALS	1,500	86,403.40	84,075.00 0.00	(2,328.40)
CONSUMER STAPLES				
FOOD BEVERAGE & TOBACCO				
FLOWERS FOODS INC	42.7911			
343498101	39.92	89,861.30	83,832.00	(6,029.30)
	2,100		0.00	
TOTAL FOOD BEVERAGE & TOBACCO	2,100	89,861.30	83,832.00 0.00	(6,029.30)
HOUSEHOLD & PERSONAL PROD				
DIAL CORP COM	16.5314			
252470101	17.15	117,373.24	121,765.00	4,391.76
YLD 0.93	7,100		284.00	

AS OF DECEMBER 31, 2001

Marshall L. and Perrine D. McCune Charitable Foundation, Inc
EIN 85-0429439
December 31, 2001

* * SECURITIES * *	UNIT COST MARKET PRICE SHARES/PAR	COST	MARKET VALUE ACCRUED INCOME	UNREALIZED GAIN(LOSS)
TOTAL HOUSEHOLD & PERSONAL PROD	7,100	117,373.24	121,765.00 284.00	4,391.76
TOTAL CONSUMER STAPLES	9,200	207,234.54	205,597.00 284.00	(1,637.54)
CONSUMER DISCRETIONARY				
CONSUMER DURABLES/APPAREL				
COACH INC 189754104	26.7692 38.98 3,800	101,722.82	148,124.00 0.00	46,401.18
EXPEDIA INC -CL A 302125109	30.5378 40.61 3,600	109,936.05	146,196.00 0.00	36,259.95
MIDMAY GAMES INC COM 598148104	15.7295 15.01 5,600	88,085.18	84,056.00 0.00	(4,029.18)
REEBOK INTL LTD 758110100	29.8570 26.50 4,200	125,399.55	111,300.00 0.00	(14,099.55)
TOTAL CONSUMER DURABLES/APPAREL	17,200	425,143.60	489,676.00 0.00	64,532.40
HOTELS/RESTAURANT/LEISURE				
ARGOSY GAMING COMPANY 040228108	25.9615 32.52 3,600	93,461.38	117,072.00 0.00	23,610.62
AZTAR CORP 054802103	15.1253 18.30 5,600	84,701.91	102,480.00 0.00	17,778.09
INTERNATIONAL GAME TECHNOLOGY 459902102	44.1954 68.30 3,800	167,942.38	259,540.00 0.00	91,597.62
TICKETMASTER ONLINE-CITYSEARCH INC 88633P203	13.7088 16.39 9,700	132,974.95	158,983.00 0.00	26,008.05

AS OF DECEMBER 31, 2001

Marshall L. and Perrine D. McCune Charitable Foundation, Inc
EIN 85-0429439
December 31, 2001

* * SECURITIES * *	UNIT COST MARKET PRICE SHARES/PAR	COST	MARKET VALUE ACCRUED INCOME	UNREALIZED GAIN(LOSS)
TOTAL HOTELS/RESTAURANT/LEISURE	22,700	479,080.62	638,075.00 0.00	158,994.38
MEDIA				
HOLLYWOOD ENTMT CORP COM 436141105	9 2251 14.29 11,100	102,398.62	158,619.00 0.00	56,220.38
SCHOLASTIC CORP COM 807066105	38 8617 50.33 4,000	155,446.79	201,320.00 0.00	45,873.21
TOTAL MEDIA	15,100	257,845.41	359,939.00 0.00	102,093.59
RETAILING				
ELECTRONICS BOUTIQUE HOLDINGS CORP 286045109	39.7675 39.94 2,300	91,465.24	91,862.00 0.00	396.76
LANDS END INC 515086106	42.2452 50.16 2,100	88,715.02	105,336.00 0.00	16,620.98
MICHAELS STORES INC 594087108	20.7694 32.95 5,800	120,462.75	191,110.00 0.00	70,647.25
SONIC AUTOMOTIVE INC CL A 835456102	22.0850 23.44 4,500	99,382.57	105,480.00 0.00	6,097.43
TOO INC -M/I 890333107	24 4433 27 50 5,400	131,993.76	148,500.00 0.00	16,506.24
MET SEAL INC CL A 961840105	20 7876 23.55 5,000	103,937.94	117,750.00 0.00	13,812.06
TOTAL RETAILING	25,100	635,957.28	760,038.00 0.00	124,080.72

AS OF DECEMBER 31, 2001

Marshall L. and Perrine D. McCune Charitable Foundation, Inc
EIN 85-0429439
December 31, 2001

* * SECURITIES * *	UNIT COST MARKET PRICE SHARES/PAR	COST	MARKET VALUE ACCRUED INCOME	UNREALIZED GAIN(LOSS)
TOTAL CONSUMER DISCRETIONARY	80,100	1,798,026.91	2,247,728.00 0 00	449,701.09
MATERIALS				
MATERIALS				
CABOT MICROELECTRONICS CORP 12709P103	82.4558 79.25 1,500	123,683.67	118,875.00 0.00	(4,808.67)
TOTAL MATERIALS	1,500	123,683.67	118,875.00 0.00	(4,808.67)
TOTAL MATERIALS	1,500	123,683.67	118,875.00 0 00	(4,808.67)
INFORMATION TECHNOLOGY				
SOFTWARE & SERVICE				
ACTIVISION INC COM 004930202	16.9347 26.01 6,150	104,148.50	159,961.50 0.00	55,813.00
ASCENTIAL SOFTWARE CORP 04362P108	7.7601 4.05 21,500	166,843.20	87,075.00 0.00	(79,768.20)
ASIAINFO HOLDINGS INC 04518A104	17.0963 17.42 8,200	140,189.39	142,844.00 0.00	2,654.61
DIGITALTHINK INC 25388M100	14.1756 10.80 8,400	119,075.05	90,720.00 0.00	(28,355.05)
MRO SOFTWARE INC 55347M105	14.6677 23.38 6,000	88,006.49	140,280.00 0.00	52,273.51
NETWORK ASSOCIATES INC COM 640938106	15.2645 25.85 8,500	129,748.62	219,725.00 0.00	89,976.38
NUMERICAL TECHNOLOGIES INC 67053T101	22.2038 35.20 4,600	102,137.44	161,920.00 0.00	59,782.56

AS OF DECEMBER 31, 2001

Marshall L. and Perrine D. McCune Charitable Foundation, Inc
EIN 85-0429439
December 31, 2001

* * SECURITIES * *	UNIT COST MARKET PRICE SHARES/PAR	COST	MARKET VALUE ACCRUED INCOME	UNREALIZED GAIN(LOSS)
NYFIX, INC 670712108	18.1242 20.02 4,500	81,558.86	90,090.00 0.00	8,531.14
OVERTURE SVCS INC 69039R100	24.0783 35.43 4,100	98,720 97	145,263.00 0.00	46,542.03
ROXIO INC 780008108	13.2099 16.55 7,000	92,469.09	115,850.00 0.00	23,380 91
TRIZETTO GROUP INC 896882107	10.6880 13.12 8,200	87,641 61	107,584 00 0 00	19,942 39
TOTAL SOFTWARE & SERVICE	87,150	1,210,539 22	1,461,312.50 0.00	250,773.28
TECH HARDWARE & EQUIPMENT				
WESTERN DIGITAL CORP 1 COM & 1 TAKEOVER RIGHT EXP: 11-30-98 958102105	6.3110 6.27 14,500	91,509 83	90,915.00 0 00	(594.83)
TOTAL TECH HARDWARE & EQUIPMENT	14,500	91,509.83	90,915.00 0.00	(594.83)
TOTAL INFORMATION TECHNOLOGY	101,650	1,302,049 05	1,552,227.50 0.00	250,178.45
INDUSTRIALS				
CAPITAL GOODS				
PRECISION CASTPARTS CORP 1 COM & 1 TAKEOVER RT EXP: 12-16-98 740189105	29 4764 28.25 7,200	212,230.03	203,400 00 216.00	(8,830.03)
YLD 0.42				
TOTAL CAPITAL GOODS	7,200	212,230.03	203,400 00 216.00	(8,830.03)

Marshall L. and Perrine D. McCune Charitable Foundation, Inc
EIN 85-0429439
December 31, 2001

* * SECURITIES * *	UNIT COST MARKET PRICE SHARES/PAR	COST	MARKET VALUE ACCRUED INCOME	UNREALIZED GAIN(LOSS)
COMMERCIAL SERV & SUPPLY				
FREEMARKETS INC 356602102	18.2169 23.97 4,700	85,619.61	112,659.00 0.00	27,039.39
GLOBAL PHTS INC W/I 37940X102	33.9602 34.40 3,000	101,880.69	103,200.00 0.00	1,319.31
TOTAL COMMERCIAL SERV & SUPPLY	7,700	187,500.30	215,859.00 0.00	28,358.70
TOTAL INDUSTRIALS	14,900	399,730.33	419,259.00 216.00	19,528.67
TELECOMMUNICATION SERVICE				
TELECOMMUN SERVICES MISC				
COMPUTER NETWORK TECHNOLOGY CORP 204925101	19.3545 17.79 4,600	89,030.59	81,834.00 0.00	17,196.59
KRONOS INC COM 501052104	35.6403 48.38 1,950	69,498.66	94,341.00 0.00	24,842.34
READ-RITE CORP 755246105	9.4586 6.61 17,100	161,742.01	113,031.00 0.00	(48,711.01)
SPECTRIAN CORP COM 847608106	20.1505 11.03 4,700	94,707.47	51,841.00 0.00	(42,866.47)
STORAGE TECHNOLOGY CORP COM PAR \$.10 1 COM & 1 TAKEOVER RT EFF: 08-31-90 EXP: 08-31-00 862111200	17.9410 20.67 5,200	93,293.23	107,484.00 0.00	14,190.77
TOTAL TELECOMMUN SERVICES MISC	33,550	508,271.96	448,531.00 0.00	(59,740.96)

AS OF DECEMBER 31, 2001

Marshall L. and Perrine D. McCune Charitable Foundation, Inc
EIN 85-0429439
December 31, 2001

* * SECURITIES * *	UNIT COST MARKET PRICE SHARES/PAR	COST	MARKET VALUE ACCRUED INCOME	UNREALIZED GAIN(LOSS)
TOTAL TELECOMMUNICATION SERVICE	33,550	508,271.96	448,531.00 0.00	(59,740.96)
TOTAL COMMON STOCK	276,000	5,388,232.09	6,576,532.50 500.00	1,188,300.41
TOTAL SECURITIES	388,676.3500	5,500,908.44	6,689,208.85 701.84	1,188,300.41

AS OF DECEMBER 31, 2001

December 31, 2001
Marshall L. and Perrine D. McCune Charitable Foundation, Inc.
EIN 85-0429439

* * SECURITIES * *	UNIT COST MARKET PRICE SHARES/PAR	COST	MARKET VALUE ACCRUED INCOME	UNREALIZED GAIN/LOSS
EQUITY FUNDS				
EQUITY MUTUAL FUNDS				
NICHOLAS APPLEGATE INTERNATIONAL	41.3459			
SMALL CAP GROWTH FD CLASS I	21.99	8,362,354.88	4,447,554.77	(3,914,800.11)
653699751	202,253.5140		0.00	
TOTAL EQUITY MUTUAL FUNDS	202,253.5140	8,362,354.88	4,447,554.77	(3,914,800.11)
			0.00	
TOTAL EQUITY FUNDS	202,253.5140	8,362,354.88	4,447,554.77	(3,914,800.11)
			0.00	
TOTAL SECURITIES	202,253.5140	8,362,354.88	4,447,554.77	(3,914,800.11)
			0.00	

AS OF DECEMBER 31, 2001

Marshall L. and Perrine D. McCune Charitable Foundation, Inc
 EIN 85-0429439
 December 31, 2001

* * SECURITIES * *	UNIT COST MARKET PRICE SHARES/PAR	COST	MARKET VALUE ACCRUED INCOME	UNREALIZED GAIN(LOSS)
CASH EQUIVALENTS				
SHORT TERM FUNDS				
WELLS FARGO CASH INVESTMENT	100.00			
MONEY MARKET SVC CLASS	100.00	1,812,303.31	1,	0.00
VP4500022	1,812,303.3100			
YLD 1.89				
TOTAL SHORT TERM FUNDS	1,812,303.3100	1,812,303.31	1,812,303.31	0.00
			2,562.08	
TOTAL CASH EQUIVALENTS	1,812,303.3100	1,812,303.31	1,812,303.31	0.00
			2,562.08	
COMMON STOCK				
FINANCIALS				
INSURANCE				
AON CORP	25.0477			
037389103	35.52	275,524.70	390,720.00	115,195.30
YLD 2.47	11,000		0.00	
TOTAL INSURANCE	11,000	275,524.70	390,720.00	115,195.30
			0.00	
REAL ESTATE				
HOST MARRIOTT CORP	17.0281			
44107P104	9.00	1,987,157.90	1,050,291.00	(936,866.90)
YLD 10.22	116,699		0.00	
PLUM CREEK TIMBER CO INC	15.1679			
COM	28.35	819,065.69	1,530,900.00	711,834.31
729251108	54,000		0.00	
YLD 8.04				
TOTAL REAL ESTATE	170,699	2,806,223.59	2,581,191.00	(225,032.59)
			0.00	
TOTAL FINANCIALS	181,699	3,081,748.29	2,971,911.00	(109,837.29)
			0.00	

AS OF DECEMBER 31, 2001

Marshall L. and Perrine D. McCune Charitable Foundation, Inc
 EIN 85-0429439
 December 31, 2001

* * SECURITIES * *	UNIT COST MARKET PRICE SHARES/PAR	COST	MARKET VALUE ACCRUED INCOME	UNREALIZED GAIN/LOSS
CONSUMER DISCRETIONARY				
AUTOMOBILES & COMPONENTS				
GENERAL MTRS CORP 370442105	63.2669 48.60	1,202,070.90	923,400.00	(278,670.90)
YLD 4 11	19,000		0.00	
TOTAL AUTOMOBILES & COMPONENTS	19,000	1,202,070.90	923,400 00	(278,670.90)
			0 00	
CONSUMER DURABLES/APPAREL				
CATELLUS DEV CORP 149111106	17.7761 18 40	1,297,652 25	1,343,200 00	45,547.75
	73,000		0.00	
TOTAL CONSUMER DURABLES/APPAREL	73,000	1,297,652.25	1,343,200 00	45,547 75
			0 00	
HOTELS/RESTAURANT/LEISURE				
HILTON HOTELS CORP 1 COM & 1 TAKEOVER RT EXP: 07-25-98 432848109	13 8202 10 92	1,382,022 64	1,092,000 00	(290,022.64)
YLD 0 73	100,000		0.00	
MARRIOTT INTERNATIONAL INC CLASS A 571903202	27.1067 40.65	894,521 10	1,341,450.00	446,928 90
YLD 0 59	33,000		2,145 00	
TRICON GLOBAL RESTAURANTS, INC COM 895953107	35 2307 49.20	1,162,612.09	1,623,600.00	460,987 91
	33,000		0.00	
TOTAL HOTELS/RESTAURANT/LEISURE	166,000	3,439,155.83	4,057,050.00	617,894.17
			2,145 00	
MEDIA				
DISNEY WALT CO COM 254687106	18.2138 20 72	723,089.60	822,584 00	99,494 40
YLD 1 01	39,700		0.00	

AS OF DECEMBER 31, 2001

Marshall Land and Perrine D McCune Charitable Foundation, Inc
 EIN 85-0429439
 December 31, 2001

* * SECURITIES * *	UNIT COST MARKET PRICE SHARES/PAR	COST	MARKET VALUE ACCRUED INCOME	UNREALIZED GAIN/LOSS
TOTAL MEDIA	39,700	723,089.60	822,584.00 0.00	99,494.40
RETAILING				
SAKS INCORPORATED 79377N100	15.2887 9.34 38,000	580,970.60	354,920.00 0.00	(226,050.60)
TOTAL RETAILING	38,000	580,970.60	354,920.00 0.00	(226,050.60)
TOTAL CONSUMER DISCRETIONARY	335,700	7,242,939.18	7,501,154.00 2,145.00	258,214.82
MATERIALS				
MATERIALS MISCELLANEOUS				
RAYONIER INC COM 754907103	37.7328 50.47 23,000	867,853.38	1,160,810.00 0.00	292,956.62
	YLD 2.85			
TOTAL MATERIALS MISCELLANEOUS	23,000	867,853.38	1,160,810.00 0.00	292,956.62
TOTAL MATERIALS	23,000	867,853.38	1,160,810.00 0.00	292,956.62
ENERGY				
ENERGY				
PIONEER NAT RES CO COM 723787107	23.0309 19.26 28,000	644,865.00	539,280.00 0.00	(105,585.00)
TOTAL ENERGY	28,000	644,865.00	539,280.00 0.00	(105,585.00)
TOTAL ENERGY	28,000	644,865.00	539,280.00 0.00	(105,585.00)

AS OF DECEMBER 31, 2001

Marshall L. and Perrine D. McCune Charitable Foundation, Inc
 EIN 85-0429439
 December 31, 2001

* * SECURITIES * *	UNIT COST MARKET PRICE SHARES/PAR	COST	MARKET VALUE ACCRUED INCOME	UNREALIZED GAIN(LOSS)
INFORMATION TECHNOLOGY				
TECH HARDWARE & EQUIPMENT				
GENERAL MTRS CORP CL H NEW 370442832	17.0815 15.45	1,144,457.20	1,035,150 00	(109,307 20)
	67,000		0.00	
TOTAL TECH HARDWARE & EQUIPMENT	67,000	1,144,457.20	1,035,150 00	(109,307.20)
			0.00	
TOTAL INFORMATION TECHNOLOGY	67,000	1,144,457.20	1,035,150 00	(109,307.20)
			0 00	
INDUSTRIALS				
COMMERCIAL SERV & SUPPLY				
SERVICEMASTER CO COM 81760M109	10.82 13.80	854,780.00	1,090,200.00	235,420.00
YLD 2 89	79,000		0.00	
WASTE MANAGEMENT NZ LTD - NEM 94106L109	28.6005 31.91	1,401,422 03	1,563,590.00	162,167.97
YLD 0.03	49,000		0 00	
TOTAL COMMERCIAL SERV & SUPPLY	128,000	2,256,202.03	2,653,790.00	397,587.97
			0.00	
TRANSPORTATION				
FEDEX CORPORATION 31428X106	18.8638 51.88	603,640.00	1,660,160 00	1,056,520 00
	32,000		0.00	
TOTAL TRANSPORTATION	32,000	603,640.00	1,660,160.00	1,056,520 00
			0.00	
TOTAL INDUSTRIALS	160,000	2,859,842.03	4,313,950.00	1,454,107.97
			0.00	

AS OF DECEMBER 31, 2001

Marshall L. and Perrine D. McCune Charitable Foundation, Inc.
EIN 85-0429439
December 31, 2001

** SECURITIES **	UNIT COST MARKET PRICE SHARES/PAR	COST	MARKET VALUE ACCRUED INCOME	UNREALIZED GAIN/LOSS
TELECOMMUNICATION SERVICE				
TELECOMMUNICATIONS				
A T & T CORP COM 001957109	14.0655 18 14	773,603 18	997,700.00 2,062.50	224,096 82
YLD 4 85	55,000			
TOTAL TELECOMMUNICATIONS	55,000	773,603 18	997,700.00 2,062.50	224,096 82
TOTAL TELECOMMUNICATION SERVICE	55,000	773,603.18	997,700.00 2,062.50	224,096.82
ADR'S				
TRIZEC HAHN CORP COM 896938107	20.531 15 70	1,129,205.00	863,500.00 0.00	(265,705 00)
YLD 2 22	55,000			
TOTAL ADR'S	55,000	1,129,205.00	863,500.00 0.00	(265,705 00)
TOTAL COMMON STOCK	905,399	17,744,513.26	19,383,455 00 4,207.50	1,638,941.74
TOTAL SECURITIES	2,717,702.3100	19,556,816.57	21,195,758.31 6,769.58	1,638,941.74

AS OF DECEMBER 31, 2001

Marshall L. and Perrine D. McCune Charitable Foundation, Inc
 EIN 85-0429439
 December 31, 2001

* * SECURITIES * *	UNIT COST MARKET PRICE SHARES/PAR	COST	MARKET VALUE ACCRUED INCOME	UNREALIZED GAIN/LOSS
CASH EQUIVALENTS				
SHORT TERM FUNDS				
WELLS FARGO CASH INVESTMENT MONEY MARKET SVC CLASS VP4500022	100.00 100.00 335,728.5400	335,728.54	335,728.54 348.89	0 00
YLD 1.89				
TOTAL SHORT TERM FUNDS	335,728.5400	335,728.54	335,728.54 348.89	0.00
TOTAL CASH EQUIVALENTS	335,728.5400	335,728.54	335,728.54 348.89	0 00
COMMON STOCK				
HEALTH CARE				
HEALTH CARE EQUIP & SERV				
ARRON INTL INC COM 042764100	32 0760 39.94 5,625	180,427 61	224,662.50 0.00	44,234 89
YLD 0.60				
EDWARDS LIFESCIENCES CORP 28176E108	17.3724 27 63 18,850	327,470 59	520,825 50 0.00	193,354.91
HAEMONETICS CORP MASS 405024100	20.6845 33.92 14,450	298,891 21	490,144 00 0.00	191,252 79
TOTAL HEALTH CARE EQUIP & SERV	38,925	806,789 41	1,235,632 00 0 00	428,842.59
TOTAL HEALTH CARE	38,925	806,789 41	1,235,632 00 0.00	428,842 59
FINANCIALS				
BANKS				
COMMERCIAL FED CORP 1 COM & 1 TAKEOVER RT EXP: 12-19-98 201647104	19.4357 23.50 11,963	232,509.32	281,130 50 957.04	48,621 18
YLD 1.19				

AS OF DECEMBER 31, 2001

Marshall L. and Perrine D. McCune Charitable Foundation Inc
 EIN 85-0429439
 December 31, 2001

* * SECURITIES * *	UNIT COST MARKET PRICE SHARES/PAR	COST	MARKET VALUE ACCRUED INCOME	UNREALIZED GAIN/LOSS
PACIFIC CENTY FINL CORP COM 694058108	16.0993 25.89	321,986.50	517,800.00	195,813.50
YLD 2.78	20,000		0.00	
TOTAL BANKS	31,963	554,495.82	798,930.50	244,434.68
			957.04	
DIVERSIFIED FINANCIALS				
METRIS COS INC. COM 591598107	25.1338 25.71	485,711.43	496,845.75	11,134.32
YLD 0.15	19,325		0.00	
PHOENIX COMPANIES INC 71902E109	14.4551 18.50	246,820.03	315,887.50	69,067.47
	17,075		0.00	
STEWART INFORMATION SVCS CORP COM 860372101	14.7705 19.75	126,287.44	168,862.50	42,575.06
	8,550		0.00	
HADDELL & REED FINANCIAL INC COM CLASS A 930059100	29.3894 32.20	476,108.94	521,640.00	45,531.06
YLD 1.09	16,200		0.00	
TOTAL DIVERSIFIED FINANCIALS	61,150	1,334,927.84	1,503,235.75	168,307.91
			0.00	
TOTAL FINANCIALS	93,113	1,889,423.66	2,302,166.25	412,742.59
			957.04	
CONSUMER STAPLES				
FOOD BEVERAGE & TOBACCO				
DELTA & PINE LTD CO COM 247357106	19.0243 22.63	268,718.89	319,648.75	50,929.86
YLD 0.53	14,125		0.00	
TOTAL FOOD BEVERAGE & TOBACCO	14,125	268,718.89	319,648.75	50,929.86
			0.00	
TOTAL CONSUMER STAPLES	14,125	268,718.89	319,648.75	50,929.86
			0.00	

AS OF DECEMBER 31, 2001

Marshall L. and Perrine D. McCune Charitable Foundation, Inc
 EIN 85-0429439
 December 31, 2001

* * SECURITIES * *	UNIT COST MARKET PRICE SHARES/PAR	COST	MARKET VALUE ACCRUED INCOME	UNREALIZED GAIN/(LOSS)
CONSUMER DISCRETIONARY				
CONSUMER DURABLES/APPAREL				
AVATAR HLOGS INC COM 053494100	20.3205 23.56 16,300	331,223.42	384,028.00 0.00	52,804.58
CALLANAY GOLF CO COM 131193104	16.9639 19.15 20,875	354,120.43	399,756.25 0.00	45,635.82
YLD 1.46				
KELLMOOD CO 1 COM & 1 TAKEOVER RT EXP CONDTL 488044108	21.0649 24.01 9,425	198,536.57	226,294.25 0.00	27,757.68
YLD 2.66				
UNIFI INC 904677101	8.0296 7.25 22,475	180,465.93	162,943.75 0.00	(17,522.18)
TOTAL CONSUMER DURABLES/APPAREL	69,075	1,064,346.35	1,173,022.25 0.00	108,675.90
HOTELS/RESTAURANT/LEISURE				
SPEEDWAY MOTORSPORTS INC COM 847788106	24.9761 25.28 18,200	454,564.93	460,096.00 0.00	5,531.07
TOTAL HOTELS/RESTAURANT/LEISURE	18,200	454,564.93	460,096.00 0.00	5,531.07
MEDIA				
BONNE & CO INC 103043105	9.2891 12.80 21,450	199,250.59	274,560.00 0.00	75,309.41
YLD 1.71				
GAYLORD ENTMT CO COM 367905106	22.1490 24.60 14,325	317,285.09	352,395.00 0.00	35,109.91
YLD 3.25				
HOLLINGER INTL INC CL A 435569108	11.4835 11.70 30,800	353,692.95	360,360.00 4,235.00	6,667.05
YLD 4.70				

AS OF DECEMBER 31, 2001

Marshall L. and Perrine D. McCune Charitable Foundation, Inc
 EIN 85-0429439
 December 31, 2001

** SECURITIES **	UNIT COST MARKET PRICE SHARES/PAR	COST	MARKET VALUE ACCRUED INCOME	UNREALIZED GAIN/LOSS
TOTAL MEDIA	66,575	870,228.63	987,315.00 4,235.00	117,086.37
CONSUMER DISCRETION MISC				
AMERICAN GREETINGS CORP CL A 026375105	13.3864 13.78	351.05		10,321.49
YLD 6.09	26,225			
BLYTH, INC 09643P108	23.7030 23.25	384,581.73	377,231.25	(7,350.48)
YLD 0.86	16,225		0.00	
TOTAL CONSUMER DISCRETION MISC	42,450	735,640.74	738,611.75 0.00	2,971.01
TOTAL CONSUMER DISCRETIONARY	196,300	3,124,780.65	3,359,045.00 4,235.00	234,264.35
MATERIALS				
MATERIALS				
CYTEC INDS INC COM 232820100	29.5537 27.00	457,344.21	417,825.00	(39,519.21)
	15,475		0.00	
TEXAS INDS INC 882491103	30.2535 36.90	232,952.13	284,130.00	51,177.87
YLD 0.81	7,700		0.00	
TOTAL MATERIALS	23,175	690,296.34	701,955.00 0.00	11,658.66
MATERIALS MISCELLANEOUS				
RAYONIER INC COM 754907103	37.8577 50.47	282,986.62	377,263.25	94,276.63
YLD 2.85	7,475		0.00	
TOTAL MATERIALS MISCELLANEOUS	7,475	282,986.62	377,263.25 0.00	94,276.63
TOTAL MATERIALS	30,650	973,282.96	1,079,218.25 0.00	105,935.29

UNIT COST	MARKET PRICE	COST	MARKET VALUE	ACCURED INCOME	UNREALIZED GAIN(LOSS)
** SECURITIES **					
TOTAL COMMERCIAL SERV & SUPPLY					
59,137		1,018,822 48	1,167,552 01	0.00	148,729 53
TRANSPORTATION					
EGL INC	14 2241				
268484102	13.95	276,658 98	271,327.50	0.00	(5,331 48)
TOTAL TRANSPORTATION					
19,450		276,658 98	271,327.50	0.00	(5,331 48)
INDUSTRIALS MISCELLANEOUS					
BRADY CORPORATION	29 9583				
104674106	36.60	329,541.08	402,600 00	0.00	73,058.92
YLD 1.96					
PAXAR CORP COM	10.7514				
704227107	14.20	195,944 62	258,795 00	0.00	62,850.38
SPS TECHNOLOGIES INC COM					
784626103	36 1163				
	34.92	130,018 66	125,712.00	0.00	(4,306.66)
TOTAL INDUSTRIALS MISCELLANEOUS					
32,825		655,504.36	767,107.00	0.00	131,602 64
TOTAL INDUSTRIALS					
175,312		3,013,565.43	3,168,494.26	803.25	174,928 83
TELECOMMUNICATION SERVICE					
TELECOMMUN SERVICES MISC					
ANDREW CORP	18 4876				
034425108	21.89	366,054.00	433,422 00	0.00	67,368 00
DAVOX CORP COM					
23928101	10 5169				
	9 67	135,405.61	124,501.25	0.00	(10,904 36)
MICROCELL TELECOMMUNICATIONS					
59501304	19 6682				
	2.48	450,892.78	56,854 00	0.00	(394,038 78)

Marshall L and Perrine D McCune Charitable Foundation, Inc
 EIN 85-0429439
 December 31, 2001

Marshall L. and Perrine D. McCune Charitable Foundation, Inc
EIN 85-0429439
December 31, 2001

SECURITIES **	UNIT COST	MARKET PRICE	SHARES/PAR	MARKET VALUE	ACCRUED INCOME	UNREALIZED GAIN/LOSS
PROGRESS SOFTWARE CORP	14,8027	17.28	8,875	153,360.00	0.00	21,985.63
743312100						
TOTAL TELECOMMUNICATION SERVICES MISC	64,475		1,083,726.76	768,137.25	0.00	(315,589.51)
TOTAL TELECOMMUNICATION SERVICE	64,475		1,083,726.76	768,137.25	0.00	(315,589.51)
MISCELLANEOUS						
OTHER MISCELLANEOUS	11,7766	12.89	916,892.11	456,306.00	0.00	39,413.89
AXCELIS TECHNOLOGIES INC						
054540109						
TOTAL OTHER MISCELLANEOUS	35,400		416,892.11	456,306.00	0.00	39,413.89
TOTAL MISCELLANEOUS	35,400		416,892.11	456,306.00	0.00	39,413.89
ADR'S						
MILLENNIUM CHEMICALS INC COM	18,2337	12.60	436,241.76	301,455.00	0.00	(134,786.76)
599903101						
YLD	4.28					
TOTAL ADR'S	23,925		436,241.76	301,455.00	0.00	(134,786.76)
TOTAL COMMON STOCK	723,050		12,768,930.63	14,000,174.01	5,995.29	1,231,243.38
TOTAL SECURITIES	1,058,778.5400		13,104,659.17	14,335,902.55	6,344.18	1,231,243.38

Marshall L. and Perrine D. McCune Charitable Foundation, Inc.
 EIN 85-0429439
 December 31, 2001

	UNIT COST	MARKET PRICE	SHARES/PAR	MARKET VALUE	ACCRUED INCOME	UNREALIZED GAIN(LOSS)
* * SECURITIES * *						
CASH EQUIVALENTS						
SHORT TERM FUNDS						
MELLS FARGO CASH INVESTMENT	100.00		96.20	96.20	0.16	0.00
MONEY MARKET SVC CLASS	100.00		96.20	96.20	0.16	0.00
VP4500022	96.2000		96.20	96.20	0.16	0.00
YLD 1.89						
TOTAL SHORT TERM FUNDS	96.2000		96.20	96.20	0.16	0.00
TOTAL CASH EQUIVALENTS	96.2000		96.20	96.20	0.16	0.00
EQUITY FUNDS						
EQUITY COLLECTIVE FUNDS						
CAPITAL GUARDIAN (NON US) EQUITY	19.8341		14,446,503.25	14,753,741.12	0.00	267,237.87
TAX EXEMPT FUND	20.20					
655381937	730,383.2240					
CAPITAL GUARDIAN EMERGING MARKETS	5.6587					
4.40						
EQUITY FUND FOR TAX EXEMPT TRUSTS	125995001					
326,590.5440						
TOTAL EQUITY COLLECTIVE FUNDS	1,056,973.7680		16,334,594.07	16,190,739.51	0.00	143,854.56
TOTAL EQUITY FUNDS	1,056,973.7680		16,334,594.07	16,190,739.51	0.00	143,854.56
TOTAL SECURITIES	1,057,069.9680		16,334,690.27	16,190,835.71	0.16	143,854.56

December 31, 2001

THE MCCUNE CHARITABLE FOUNDATION -
 CAPITAL GUARDIAN

UNREALIZED GAIN/LOSS	MARKET VALUE	COST	SHARES/PAR
1243,854.56	16,190,835.71	16,334,690.27	1,057,069.9680
0.00	0.16	0.16	-
<u>1243,854.56</u>	<u>16,190,835.87</u>	<u>16,334,690.43</u>	<u>1,057,069.9680</u>

FD406
 DETAIL STATEMENT OF
 ASSETS AND LIABILITIES

** SUMMARY **

SECURITIES
 RECEIVABLES
 TOTAL NET ASSETS

FD406
DETAIL STATEMENT OF
ASSETS AND LIABILITIES

THE MCCUNE CHARITABLE FOUNDATION -
BLACKROCK

PAGE 7
10591206

AS OF DECEMBER 31, 2001

December 31, 2001

Marshall L. and Perrine D. McCune Charitable Foundation, Inc.
EIN 85-0429439

UNIT COST MARKET PRICE SHARES/PAR COST MARKET VALUE ACCRUED INCOME UNREALIZED GAIN/LOSS

SHORT TERM FUNDS	CASH EQUIVALENTS	FIXED INCOME	GOVERNMENT & AGENCIES	US TREASURY BONDS & NOTES
WELLS FARGO CASH INVESTMENT	100.00	127,699.77	438.65	108,200.00
MONEY MARKET SVC CLASS	100.00	127,699.77	438.65	2,795.11
VP4500022	127,699.77	127,699.77	438.65	74,172.00
YLD 1.89	127,699.77	127,699.77	438.65	2,006.62
TOTAL SHORT TERM FUNDS	127,699.77	127,699.77	438.65	159,643.40
TOTAL CASH EQUIVALENTS	127,699.77	127,699.77	438.65	19,218.75
US TREASURY BONDS DTG 02/15/86	137.0723	109,657.84	2,795.11	154,543.62
9.2500 02/15/2016	135.25	109,657.84	2,795.11	154,543.62
9128100V7	80.000	109,657.84	2,795.11	154,543.62
MOODY'S AAA S&P AAA	134.3062	67,153.09	2,006.62	110,3883
10 6250 08/15/2015	148.344	67,153.09	2,006.62	110,3883
9128100S4	50,000	67,153.09	2,006.62	110,3883
MOODY'S AAA S&P AAA	114.031	154,543.62	3,635.53	114,000
6 8750 08/15/2025	114.031	154,543.62	3,635.53	114,000
912810EV6	126.988	19,048.20	202.05	126.988
U S TREASURY BONDS DTG 11/15/82	128.125	19,048.20	202.05	128.125
10.3750 11/15/2012	15,000	19,048.20	202.05	15,000
MOODY'S AAA S&P AAA	285,000	350,402.75	8,639.31	285,000
9128100B1	350,402.75	350,402.75	8,639.31	350,402.75
MOODY'S AAA S&P AAA	10,831.40	361,234.15	8,639.31	10,831.40
TOTAL US TREASURY BONDS & NOTES	10,831.40	361,234.15	8,639.31	10,831.40

YLD	UNIT COST	MARKET PRICE	SHARES/PAR	COST	MARKET VALUE	ACCRUED INCOME	UNREALIZED GAIN/LOSS
6.83	137.0723	135.25	80.000	109,657.84	108,200.00	2,795.11	(1,457.84)
7.16	134.3062	148.344	50,000	67,153.09	74,172.00	2,006.62	7,018.91
6.02	110.3883	114.031	140,000	154,543.62	159,643.40	3,635.53	5,099.78
8.09	126.988	128.125	15,000	19,048.20	19,218.75	202.05	170.55
	285,000	350,402.75	15	350,402.75	361,234.15	8,639.31	10,831.40

** SECURITIES **

AGENCY, POOL & MTG BACKED

DLJ COMMERCIAL MTG CORP SER
 1998-CFI CL A1B DTD 03/01/98
 14 DAY DELAY
 6.4100 02/15/2008
 23322BAD0
 MOODYS AAA S&P AAA YLD 6 22

FED HOME LN MT CORP POOL #C00843
 DTD 08/01/99 6 500 08/01/2029
 31292G5C6
 MOODYS N/A S&P N/A YLD 6 48

FED HOME LN MTG CORP
 DTD 07/16/01 5.500 07/15/2006
 31344GK4
 MOODYS AAA S&P N/A YLD 5.35

FED HOME LN MTG CORP
 DTD 09/49/99 6.625 09/15/2009
 3134A3M78
 MOODYS AAA S&P AAA YLD 6.21

FED HOME LN MTG CORP POOL #141853
 DTD 11/01/92 8.000 07/01/2008
 31340CBW6
 YLD 7 41

FED HOME LN MTG CORP POOL #786763
 DTD 09/01/99 08/01/2029
 31295KQ80
 YLD 6.76

FED HOME LN MTG CORP POOL #C00873
 DTD 10/01/99 6.500 10/01/2029
 31292G6J0
 MOODYS N/A S&P N/A YLD 6.48

FED HOME LN MTG CORP POOL #C00972
 DTD 04/01/00 8 000 04/01/30
 31292HCH5
 MOODYS N/A S&P N/A YLD 7 63

FED HOME LN MTG CORP POOL #C01050
 DTD 09/01/00 7.500 09/01/2030
 31292HEX8
 MOODYS N/A S&P N/A YLD 7.26

UNIT COST
 MARKET PRICE
 SHARES/PAR

COST

MARKET VALUE
 ACCRUED INCOME

UNREALIZED GAIN/LOSS

THE MCCUNE CHARITABLE FOUNDATION -
 BLACKROCK

AS OF DECEMBER 31, 2001

PAGE 8
 10591206

Marshall L and Perrine D McCune Charitable Foundation, Inc
 EIN 85-0429439
 December 31, 2001

97.0969
 102 967
 150,000

145,645.39

154,450.50
 801.25

8,805.11

93.8435
 100.2810
 30,499.1600

28,621.49

30,584.86
 165.20

1,963.37

101.1448
 102.781
 90,000

91,030.34

92,502.90
 2,268.75

1,472.56

106.1002
 106.547
 250,000

270,250.45

266,367.50
 4,876.74

(3,882.95)

101.8568
 107.956
 339,068.6200

345,364.29

366,044.92
 2,260.46

20,680.63

101.3113
 101.2660
 218,074.4400

220,934.12

220,835.26
 1,244.66

(98.86)

95.1680
 100.2810
 220,311.6700

209,666.27

220,930.75
 1,193.35

11,264.48

100.5552
 104.8300
 35,229.2900

35,424.89

36,930.86
 234.86

1,505.97

99.2762
 103.2500
 49,360.8200

49,003.54

50,965.05
 308.51

1,961.51

FD406
DETAIL STATEMENT OF
ASSETS AND LIABILITIES

THE MCCUNE CHARITABLE FOUNDATION -
BLACKROCK

AS OF DECEMBER 31, 2001

PAGE 9
10591206

Marshall L and Perrine D McCune Charitable Foundation, Inc
EIN 85-0429439
December 31, 2001

UNIT COST	MARKET PRICE	COST	MARKET VALUE	UNREALIZED GAIN/LOSS
FED HOME LN MTG CORP POOL #C25598 DTD 04/01/99 6.500 04/01/2029 31293PGF6 MOODYS N/A S&P N/A YLD 6 48	93.2966 100 2810 174,874.4900	163,1	175,500 05	12,217 46
FED HOME LN MTG CORP POOL #C36049 DTD 02/01/00 6.500 02/01/2030 31294CMJ8 MOODYS N/A S&P N/A YLD 6 49	93.5700 100.1250 83,471.6200	78,104.39	83,575.96	5,471 57
FED HOME LN MTG CORP POOL #C50690 DTD 04/01/01 7.000 04/01/2031 31298LXT1 MOODYS N/A S&P N/A YLD 6 86	101.4635 101.9680 72,259.8500	73,317.38	73,681.92	364.54
FED HOME LN MTG CORP POOL #E00564 DTD 07/01/98 5.500 07/01/2013 31294JTV0 MOODYS N/A S&P N/A YLD 5.55	98.7011 98.937 473,556.1200	467,405.14	468,522.22	1,117.08
FED HOME LN MTG CORP POOL #E00677 DTD 06/01/99 6.000 06/01/2014 31294JME3 MOODYS N/A S&P N/A YLD 5.95	101.6013 100.7500 285,686.3500	290,261.04	287,829.00	(2,432.04)
FED HOME LN MTG CORP POOL #E20290 DTD 11/01/95 7.500 10/01/2009 31280GKB5 MOODYS N/A S&P N/A	100.00 100.00 0 0100	0.01	0.01	0.00
FED HOME LN MTG CORP POOL #E70863 DTD 06/01/98 5.500 06/01/2013 3128645Y2 MOODYS N/A S&P N/A YLD 5.55	98.7029 98.937 225,127.0700	222,206 86	222,733 97	527.11
FED HOME LN MTG CORP POOL #E73305 DTD 11/01/98 6.000 11/01/2013 312867U68 MOODYS N/A S&P N/A YLD 5.94	94.8908 100 8750 369,952.6000	351,050.91	373,189.69	22,138.78
FED HOME LN MTG CORP POOL #E76499 DTD 04/01/99 6.000 05/01/2014 312868GG3 MOODYS N/A S&P N/A YLD 5.94	99.3778 100.7500 317,318.4300	315,344.19	319,698 32	4,354 13

MARKET VALUE
ACCRUED INCOME

175,500 05
947.24

83,575.96
452.14

73,681.92
421.52

468,522.22
2,170 47

287,829.00
1,428.43

0.01
0.00

222,733 97
1,031.83

373,189.69
1,849.76

319,698 32
1,586.59

FD406
DETAIL STATEMENT OF
ASSETS AND LIABILITIES

THE MCCUNE CHARITABLE FOUNDATION -
BLACKROCK

PAGE 10
10591206

Marshall L and Perrine D McCune Charitable Foundation, Inc

EIN 85-0429439

December 31, 2001

AS OF DECEMBER 31, 2001

UNIT COST	MARKET PRICE	SHARES/PAR	COST	MARKET VALUE	ACCRUED INCOME	UNREALIZED GAIN/LOSS
FED HOME LN MTC CORP POOL #E2952	99.5886	100.4060	459,580.48	463,552.51	2,307.39	3,772.03
DTD 03/01/01 6.000 04/01/2016						
3128GKH56						
FED HOME LN MTC CORP POOL #G10765	94.4745	99.562	122,706.92	129,314.69	595.30	6,607.77
DTD 11/01/97 5.500 02/01/2012						
3128JZ261						
FED NATL MTC ASSN	100.0984	101.4370	155,178.82	157,254.07	775.13	2,075.25
DTD 08/01/95 6.000 09/01/2010						
31371FCM2						
FED NATL MTC ASSN POOL #323120	101.7014	101.3020	145,913.72	145,340.73	717.36	(572.99)
DTD 04/01/98 6.000 10/01/2011						
31374S4D0						
FED NATL MTC ASSN POOL #413212	97.9315	98.2190	339,279.33	340,275.26	1,732.23	995.93
DTD 03/01/98 6.000 03/01/2028						
31379AMV7						
MOODYS N/A S&P N/A YLD 6.10						
FED NATL MTC ASSN POOL #445254	98.7918	99.125	822,931.21	825,706.92	3,817.90	2,775.71
DTD 12/01/98 5.500 12/01/2013						
3138QMTK0						
MOODYS N/A S&P N/A YLD 5.54						
FED NATL MTC ASSN POOL #449455	98.8415	99.1250	730,055.25	732,149.11	3,385.30	2,093.86
DTD 12/01/98 5.500 11/01/2013						
31380SE41						
MOODYS N/A S&P N/A YLD 5.54						
FED NATL MTC ASSN POOL #453694	100.5801	101.0310	59,884.39	60,152.87	297.70	268.48
DTD 11/01/98 6.000 11/01/2013						
31380X7F3						
FED NATL MTC ASSN POOL #456203	98.7949	99.1250	111,420.06	111,792.37	516.90	372.31
DTD 12/01/98 5.500 12/01/2013						
313818X87						
MOODYS N/A S&P N/A YLD 5.54						
FED NATL MTC ASSN POOL #456987	98.6589	99.1250	447,470.11	449,584.21	2,078.78	2,114.10
DTD 12/01/98 5.500 12/01/2013						
31381CUL9						

* * * SECURITIES * * *

THE MCCUNE CHARITABLE FOUNDATION -
BLACKROCK

AS OF DECEMBER 31, 2001

MARKET VALUE
ACCRUED INCOME

UNIT COST
MARKET PRICE
SHARES/PAR

10591206

PAGE 11

Marshall L. and Perrine D. McCune Charitable Foundation, Inc.

EIN 85-0429439

December 31, 2001

UNIT COST	MARKET PRICE	SHARES/PAR	MARKET VALUE	ACCRUED INCOME
100.0363	101.031	359,048	362,750.26	1,795.24
96.6866	99.0940	21,765.0800	21,567.89	99.76
94.0060	100.187	202,855	203,234.85	1,098.80
98.0498	98.156	538,255.9100	528,330.47	2,691.28
100.2594	99.0940	179,840.74	177,750.27	822.14
100.2128	99.2140	91,471.1590	90,752.20	419.24
100.5179	99.0940	221,617.87	218,478.56	1,010.52
98.4755	98.4060	98,485.34	98,415.84	458.38
99.8999	100.00	96,809.12	96,906.13	524.91
100.7078	98.312	100,707.81	98,312.00	458.13
FED NATL MTG ASSN POOL #457382	DTD 01/01/99 6.000 01/01/2014	31381DCT0	YLD	5.93
FED NATL MTG ASSN POOL #46786	DTD 02/01/99 5.500 03/01/2014	31382M0P4	MOODYS N/A	S&P N/A
FED NATL MTG ASSN POOL #506539	DTD 07/01/99 6.500 07/01/2029	31383LV85	MOODYS N/A	S&P N/A
FED NATL MTG ASSN POOL #535649	DTD 12/01/00 6.000 12/01/30	31384MBS8	MOODYS N/A	S&P N/A
FED NATL MTG ASSN POOL #535777	DTD 02/01/01 5.500 03/01/2016	31384MFS4	YLD	5.55
FED NATL MTG ASSN POOL #545151	DTD 07/01/01 5.500 08/01/2015	31385HTG7	MOODYS N/A	S&P N/A
FED NATL MTG ASSN POOL #556935	DTD 12/01/01 5.500 12/01/2016	31385YV44	MOODYS N/A	S&P N/A
FED NATL MTG ASSN POOL #593162	DTD 08/01/01 6.500 08/01/2031	31387SSX0	YLD	6.50
FED NATL MTG ASSN POOL #593487	DTD 12/01/01 5.500 12/01/2016	31387J088	100,000	

(2,395.81)

97 01

(69.50)

(3,139.31)

(913.60)

(2,090.47)

571 78

12,538 57

523 97

3,571 29

F0406
DETAIL STATEMENT OF
ASSETS AND LIABILITIES

* * SECURITIES * *

UNIT COST	MARKET PRICE	SHARES/PAR	COST	MARKET VALUE	UNREALIZED GAIN/LOSS
FED NATL MTG ASSN POOL #593509	99.9849	100 2500	96,561.10	96,817.16	256.06
DTD 08/01/01 6.000 08/01/2016					
31387TKM3					
YLD					
5.98					
FED NATL MTG ASSN POOL #600565	100.5922	100.00	301,806.19	300,029.38	(1,776.81)
DTD 08/01/01 6.500 09/01/2031					
31388CFE5					
YLD					
6.50					
FED NATL MTG ASSN POOL #614213	99.6741	98.312	498,370.49	491,560.00	(6,810.49)
DTD 12/01/01 5.500 12/01/2016					
31388TK28					
S&P N/A					
YLD					
5.59					
FED NATL MTG ASSN POOL #621075	101.0902	98.312	808,802.67	786,574.65	(22,228.02)
DTD 12/01/01 5.500 01/01/2017					
3138986L0					
YLD					
5.59					
FED NATL MTG ASSN POOL #622578	100.5834	98.406	301,750.07	295,218.00	(6,532.07)
DTD 12/01/01 5.500 12/01/2016					
313890UB1					
S&P N/A					
YLD					
5.58					
FED NATL MTG ASSN REMIC	83.4743	96.4700	56,671.05	65,493.92	8,822.87
SER 1996-54 CL A *24 DAY DELAY*					
MOODYS N/A					
S&P N/R					
31359K3B1					
DTD 11/01/96 04/25/2021					
FED NATL MTG ASSN REMIC	56.1818	87.1310	15,967.36	24,763.38	8,796.02
SER 1999-1 CL L *24 DAY DELAY*					
MOODYS N/A					
S&P N/A					
31359M2B6					
DTD 09/01/99 10/25/2029					
FED NATL MTG ASSN REMIC	59.9012	61.19	17,970.35	18,357.00	386.65
SER 1999-17 CL HJ *0 DAY DELAY*					
MOODYS N/A					
S&P N/A					
31359VSS3					
DTD 03/25/99 12/25/2023					
FED NATL MTG ASSN REMIC	60.8072	64.197	24,322.88	25,678.80	1,355.92
SER 1999-17 CL JM *0 DAY DELAY*					
MOODYS N/A					
S&P N/A					
31359VSP9					
DTD 03/25/99 04/25/2024					

THE MCCUNE CHARITABLE FOUNDATION -
BLACKROCK

AS OF DECEMBER 31, 2001

December 31, 2001

Marshall L. and Perrine D. McCune Charitable Foundation, Inc.
EIN 85-0429439

FD406
DETAIL STATEMENT OF
ASSETS AND LIABILITIES

THE MCCUNE CHARITABLE FOUNDATION -
BLACKROCK

PAGE 13
10591206
AS OF DECEMBER 31, 2001

Marshall L and Perrine D McCune Charitable Foundation, Inc

EIN 85-0429439

December 31, 2001

UNIT COST	MARKET PRICE	SHARES/PAR	COST	MARKET VALUE	ACCRUED INCOME	UNREALIZED GAIN/LOSS
98.9110	101.094	184,019.2500	182,015.26	186,032.42	996.77	4,017.16
GOVT NATL MTG ASSN POOL #368578 SINGLE FAMILY DTD 04/01/19% 6.5% DUE 04/15/2024 36204FMS3 YLD 6.42						
96.8388	102.78	405,899.3100	393,067.95	417,183.31	2,367.75	24,115.36
GOVT NATL MTG ASSN POOL #351425 DTD 02/01/94 7.000 02/15/2024 36203KLE2 S&P N/A YLD 6.81						
98.9107	101.0940	188,934.2900	186,876.30	191,001.23	1,023.39	4,124.93
GOVT NATL MTG ASSN POOL #354815 DTD 05/01/94 6.500 05/15/2024 36203PDU4 S&P N/A YLD 6.42						
97.3536	101.0940	231,154.2600	225,037.08	233,683.09	1,252.09	8,646.01
GOVT NATL MTG ASSN POOL #360853 DTD 04/01/94 6.500 04/15/2024 36203VZS2 YLD 6.42						
97.3559	101.0940	154,247.3200	150,168.79	155,934.79	835.51	5,766.00
GOVT NATL MTG ASSN POOL #374824 DTD 02/01/94 6.500 02/15/2024 36204MLD7 S&P N/A YLD 6.42						
98.9110	101.0940	209,222.5600	206,944.06	211,511.45	1,133.29	4,567.39
GOVT NATL MTG ASSN POOL #376082 DTD 04/01/94 6.500 04/15/2024 36204PKX3 YLD 6.42						
97.3545	101.0940	139,039.6400	135,361.35	140,560.73	753.13	5,199.38
GOVT NATL MTG ASSN POOL #382966 DTD 03/01/94 6.500 03/15/2024 36204XMP7 S&P N/A YLD 6.42						
100.3598	103.5000	346,980.0700	348,228.33	359,124.37	2,168.63	10,896.04
GOVT NATL MTG ASSN POOL #434543 DTD 09/01/99 7.500 09/15/2029 36207KMC0 S&P N/A YLD 7.24						
93.8496	100.3430	66,630.6900	62,532.66	66,859.23	360.92	4,326.57
GOVT NATL MTG ASSN POOL #487200 DTD 05/01/99 6.500 05/15/2029 36210BGM2 S&P N/A YLD 6.47						

** SECURITIES **

THE MCCUNE CHARITABLE FOUNDATION -
BLACKROCK

Marshall L. and Perrine D. McCune Charitable Foundation, Inc.

EIN 85-0429439

December 31, 2001

PAGE 14
10591206

AS OF DECEMBER 31, 2001

UNIT COST	MARKET PRICE	SHARES/PAR	COST	MARKET VALUE	ACCRUED INCOME	UNREALIZED GAIN/LOSS
99.5363	104.7500	77,548,4600	77,188.84	8,043.17	22	
REPUBLIC OF COLOMBIA DTD 04/09/01 9.750 04/09/2011						
195325AMS						
MOODYS BAA1 S&P BBB YLD 9.30						
TOTAL AGENCY, POOL & MTG BACKED						
GOVT STRIP & ZERO COUPON						
35.4612	33.254	160,000	56,737.89	53,206.40	0.00	(3,531.49)
STRIP PRINCIPAL DTD 05/15/90 05/15/2020						
912803A10						
MOODYS N/A S&P AAA						
U S TREASURY BD STRIPPED						
ZERO CPN DTD 05/09/89						
11/15/2018						
912803AP8						
MOODYS N/A S&P AAA						
U S TREASURY BD STRIPPED PRIN PMT						
38.6328	36.353	600,000	231,796.99	218,118.00	0.00	(13,678.99)
MOODYS N/A S&P AAA						
U S TREASURY BD STRIPPED PRIN PMT						
38.1604	35.837	300,000	114,481.25	107,511.00	0.00	(6,970.25)
MOODYS N/R S&P AAA						
U S TREASURY BD STRIPPED PRIN PMT						
39.2870	40.044	890,000	349,654.64	356,391.60	0.00	6,736.96
DTD 05/15/87						
0 0000 05/15/2017						
912803AL7						
MOODYS AAA S&P AAA						
U S TREASURY STRIPPED DTD 02/15/91						
34.8529	32.755	350,000	121,985.24	114,642.50	0.00	(7,342.74)
MOODYS N/A S&P AAA						
912803AUV						
08/15/2020						
MOODYS N/A S&P AAA						
TOTAL GOVT STRIP & ZERO COUPON						
2,300,000			874,656.01	849,869.50	0.00	(24,786.51)
OTHER GLOBAL GOVT BONDS						
PANAMA (REP OF)						
DTD 02/08/01 9.625 02/08/2011						
270437522						
YLD 9.39						
99.4035	102.50	59,000	58,648.09	60,475.00	2,255.73	1,826.91

Handwritten notes and calculations:

$$\frac{12,792,257}{52} = 246,178.21$$

$$\frac{1,225,051.7}{359,402.75} = 3.41$$

$$\frac{1,211,104}{971,251.15} = 1.25$$

FD406
DETAIL STATEMENT OF
ASSETS AND LIABILITIES

** SECURITIES **

REPUBLIC OF PHILIPPINES
VAR RATE DTD 12/01/92 12/01/2017
Y6972CAF4
YLD 7.71

TOTAL OTHER GLOBAL GOVT BONDS

81 7719
84,225
45,000

TOTAL GOVERNMENT & AGENCIES

15,704,326.1890

CORPORATE BONDS & NOTES

PRIVATE PLACEMENTS

ALLIED WASTE NORTH AMER
SER 144A
PRIV PLCMT 8.500 12/01/2008
01958XAT4
MOODYS BA3
SAP BB-
YLD 8.41

100.4562
101.00
25,000

AT&T CORP
PRI PLCMT 8.000 11/15/2031
001957BA6
MOODYS BAA2
SAP BBB+
YLD 7.64

104.0788
104,611
20,000

AT&T CORP SER 144A
PRIV PLCMT 7.300 11/15/2011
001957AZ2
MOODYS BAA2
SAP BBB+
YLD 7.10

99.5382
102.757
140,000

ATLANTIC METHANOL CAP CO SER 144A
PRIV PLCMT 10 875 12/15/2004
048693AA3
MOODYS B1
SAP BB-
YLD 10.92

99.4475
99.50
45,000

AUTOMATION INC SER 144A
PRIV PLCMT 9.000 08/01/2008
05329MAA0
MOODYS BA2
SAP BB+
YLD 8.82

99.3423
102.00
25,000

AVON ENERGY PARTNERS HLD PRIV
PLCMT SER 144A DTD 12/11/97
6 7300 12/11/2002
05404ZAA4
MOODYS BAA3
SAP BBB-
YLD 6.56

100.00
102.498
100,000

THE MCCUNE CHARITABLE FOUNDATION -
BLACKROCK

MARKET PRICE
UNIT COST
SHARES/PAR
COST
MARKET VALUE
ACCRUED INCOME
UNREALIZED GAIN/LOSS

36,797.34
37,901.25
243.75

95,445.43
98,376.25
2,499.48

14,165,291.64
14,332,976.62
82,688.11

25,114.05
25,250.00
200.69

20,815.75
20,922.20
177.78

139,353.45
143,859.80
1,135.56

44,751.38
44,775.00
217.50

24,835.58
25,500.00
861.25

100,000.00
102,498.00
373.89

AS OF DECEMBER 31, 2001

Marshall L and Perrine D McCune Charitable Foundation, Inc
EIN 85-0429439
December 31, 2001

FD406
DETAIL STATEMENT OF
ASSETS AND LIABILITIES

UNIT COST	MARKET PRICE	SHARES/PAR	COST	MARKET VALUE	ACCRUED INCOME	UNREALIZED GAIN/LOSS
** SECURITIES **						
BARCLAYS BK PLC SER 144A DTD 09/19/00 09/29/2049 MOODY'S A33 S&P A+	114.6519	111.407	80,000	89,125.60	304.00	(2,595.90)
CHESAPEAKE ENERGY CORP SER 144A PRIV PLCMNT 8.375 11/01/2008 165167AT9 MOODY'S B1 S&P B+	99.8754	98.75	20,000	19,750.00	260.56	(1225.08)
COLLINS & ATKMAN PRODS CO SER 144A PRIV PLCMNT 10.750 12/31/2011 194832AB7 MOODY'S B1 S&P B	100.4673	100.75	20,000	20,150.00	65.69	56.55
ECHOSTAR DBS CORP SER 144A PRIV PLCMNT 9.125 01/15/2009 27876GAMH1 MOODY'S B1 S&P B+	100.00	100.00	75,000	75,000.00	57.03	0.00
FLEMING COS INC SER 144A PRIV PLCMNT 10.625 07/31/2007 339130A55 MOODY'S B3 S&P B+	98.8058	95.50	10,000	9,550.00	224.31	(330.58)
HANDOVER EQUIP TR SER 144A PRIV PLCMNT 8.750 09/01/2011 41078TAC1 MOODY'S B1 S&P BB	104.706	103.50	10,000	10,350.00	294.10	(120.60)
IBJ PFD CAPTL CO PRIV PLCMNT SER 144A 8.7900 12/29/2049 44921RAA2 MOODY'S BAA2 S&P BB-	92.0042	74.669	25,000	23,001.04	18,667.25	(4,333.79)
IPC ACQUISITION CORP SER 144A PRIV PLCMNT 11.500 12/15/2009 462619AA7 MOODY'S B3 S&P B-	100.00	100.00	10,000	10,000.00	3.51	0.00

THE MCCUNE CHARITABLE FOUNDATION -
BLACKROCK

AS OF DECEMBER 31, 2001

Marshall L and Perrine D McCune Charitable Foundation, Inc
EIN 85-0429439

December 31, 2001

FD406
DETAIL STATEMENT OF
ASSETS AND LIABILITIES

THE MCCUNE CHARITABLE FOUNDATION -
BLACKROCK

PAGE 17
10591206
AS OF DECEMBER 31, 2001

Marshall L and Perrine D McCune Charitable Foundation, Inc

EIN 85-0429439

December 31, 2001

(304,17)

2,654.55

3,290.97

213.07

147.88

(172.58)

1,504.13

(160.35)

MARKET VALUE
ACCRUED INCOME

4,375.00

20,000.00

153,111.00

203,080.00

10,900.00

5,175.00

9,850.00

29,580.00

10,100.00

128.33

COST

4,679.17

76,690.21

150,456.45

199,789.03

10,686.93

5,027.12

9,922.58

28,075.87

10,260.35

UNIT COST
MARKET PRICE
SHARES/PAR

93,5834
87.50
5,000

76.6902
20.00
100,000

100.3043
102.074
150,000

99.8945
101.54
200,000

106.8693
109.00
10,000

100.5424
103.50
5,000

99.2258
98.50
10,000

96.8133
102.00
29,000

102.6035
101.00
10,000

* * SECURITIES * *

NEXTEL PARTNERS INC SER 144A PRIV
PLCMNT 12.500 11/15/2009
65333FAJ6
MOODYS B3 S&P CCC+ YLD 14.28
OSPREY TRUST/OSPREY I
7.797 01/15/2003
688407AD7
MOODYS C S&P C YLD 38.98

PINNACLE PARTNERS SER 144-A
OTD 08/11/00 8.830 08/15/2004
723474AA0
MOODYS BA1 S&P BB+ YLD 8.65

PRUDENTIAL FUNDING SER 144A PRIV
PLCMNT 6.600 05/15/2008
74433KCR6
MOODYS A2 S&P A+ YLD 6.49

RESOLUTION PERFORMANCE PRODS LLC /
SER 144A PRIV PLCMNT 13.500
76115AA9
MOODYS MR S&P B YLD 12.38

SONIC AUTOMOTIVE INC SER 144A
PRIV PLCMNT 11.000 08/01/2008
83455GAC6
MOODYS B2 S&P B+ YLD 10.62

UNITED SURGICAL PARTNERS HLDGS INC
SER 144A PRIV PLCMNT 10.000
12/15/2011
91301MAA4
MOODYS B3 S&P B- YLD 10.15

MATERFORD GAMING LLC/FIN SER 144A
PRIV PLCMNT 9.500 03/15/2010
94138AD2
MOODYS B1 S&P B+ YLD 9.31

WESTPORT RESOURCES CORP
SER 144A PRIV PLCMNT 8.250
11/01/2011
961418AA8
MOODYS BA3 S&P BB- YLD 8.16

FD406
DETAIL STATEMENT OF
ASSETS AND LIABILITIES

THE MCCUNE CHARITABLE FOUNDATION -
BLACKROCK

PAGE 18
10591206
AS OF DECEMBER 31, 2001

Marshall L. and Perrine D. McCune Charitable Foundation, Inc

EIN 85-0429439

December 31, 2001

UNIT COST	MARKET PRICE	SHARES/PAR	COST	MARKET VALUE	ACCRUED INCOME	UNREALIZED GAIN/LOSS
* * SECURITIES * *						
MAYERHAEUSER CO SER 144A PRIV PLCMNT	5.950 11/01/2008		99,5138	97.406	24,351.50	(526.96)
MOODY'S BAA2 S&P BBB	YLD 6.10		25,000		285.11	
MORLOCOM INC			100.2107	103.903	114,293.30	4,061.52
SER 144A PRIV PLCMNT 7 375	01/15/2006		110,000	3,740.76		
MOODY'S CA S&P D	YLD 7.09		1,259,000	1,245,710.41	1,200,213.65	(45,496.76)
TOTAL PRIVATE PLACEMENTS						
ASSET-BACKED SECURITIES						
ALIC BUSINESS LN RECEIVABLES TR			100.00	100.6250	297,617.18	1,848.55
SER 1998-1 CL A-1 *0 DAY DELAY*	144 6 435 09/15/2019		295,768.63		845.90	
MOODY'S AAA	YLD 6.39			104,1606	165,358.40	(3,298.63)
CAPCO AMERICA SECURITIZATION CORP			102.099	166,657.03	165,358.40	
SER 1998-D7 CL A1B *4 DAY DELAY*	DTD 09/11/98 6.260 09/15/2008		160,000		556.44	
MOODY'S AAA S&P AAA	YLD 6.13			27,4143	225,228.47	(896,997.99)
CHASE COML MTG SECS CORP			5.502	4,093,574.4400	4,851.02	
SER 1997-1 CTF CL X *18 DAY DELAY*	DTD 06/01/97 04/19/2015			161,5058A9		
MOODY'S N/R S&P N/R	YLD 25.84			99.9933	174,988.25	8,833.50
CONSECO FINANCE SECURITIZATIONS CORP			105.041	175,000	183,821.75	
SER 2000-4 CL-A3 *0 DAY DELAY*	DTD 08/11/00 7.470 05/01/2032			24,1440	49,594.99	(186,257.49)
SECS CORP SER 1997-C2 CL AX DTD	12/11/97 *6 DAY DELAY*		5.077	976,856.3000	235,852.48	
CREDIT SUISSE FIRST BOSTON MTG					1,165.06	
MOODY'S AAA S&P N/A	YLD 28.67					
MOODY'S AAA						
22540AET1						
12150 11/17/2022						

F0406
DETAIL STATEMENT OF
ASSETS AND LIABILITIES

* * SECURITIES * * *

UNIT COST	MARKET PRICE	SHARES/PAR	COST	MARKET VALUE	ACCRUED INCOME	UNREALIZED GAIN/LOSS
26 5410 7 006 3,508,032.3400			931,065.71	97		(685,292.961)
CREDIT SUISSE FIRST BOSTON MTG SECS SER 1997-C1 CL AX #19 DAY DELAY* 144A I 753776 04/20/2022 MOODY'S AAA S&P N/R YLD 25 03						
96 5140 103,5760 176,867.4000			170,700.75	183,192.18	976 46	12,490 45
CREDIT SUISSE FIRST BOSTON MTG SECS SER 2000-1 CL 4A #14 DAY DELAY* DTD 03/01/00 6.625 03/15/2015 22540ABX9 MOODY'S N/A S&P AAA YLD 6.39						
86.9530 82.1806 21,841.8500			18,992.15	17,949 77	0.00	(11,042.381)
FED NATL MTG ASSN STRIP SER 279 CL 1 *24 DAY DELAY* DTD 04/01/97 07/01/2026 31364HN37						
99.9488 102.343 187,619.2700			187,523.16	192,015.19	608.72	4,492.03
FIRST SECURITY AUTO OWNER TRUST SER 2000-1 CL A-3 #0 DAY DELAY* DTD 06/29/00 7 300 07/15/2004 336212AS4 MOODY'S AAA S&P AAA YLD 7.13						
23.8419 6.57 2,672,175.0740			637,096.00	175,561 90	3,643.96	(461,534.101)
GMAC COML MTG SEC INC SER 1997-C1 CL X #14 DAY DELAY* DTD 09/01/97 07/15/2027 361849CB6 MOODY'S AAA S&P N/R YLD 24 90						
100.00 100.00 0 0300			0.03	0.03	0.00	0.00
KEYCORP STUDENT LN TR SER 1995-B CL A #0 DAY DELAY* DTD 10/31/95 09/27/2024 493268AE6 MOODY'S AAA S&P AAA						
97.9475 104.6030 477,659.6900			467,855.92	499,646.37	2,814.80	31,790 45
MERRILL LYNCH MTG INVS INC SER 1995-C3 CL A3 DTD 11/01/95 *24 DAY DELAY* 7 0876 12/26/2025 589929KZ0 MOODY'S N/R S&P AAA YLD 6.76						
24.1579 5.90 1,117,078.5800			269,862.32	65,907.64	1,555.72	(203,954.681)
MORGAN STANLEY CAP I INC SER 1997-HF1 CL X #14 DAY DELAY* 144A 06/15/2017 61745BM2 MOODY'S AAA S&P N/A YLD 28 71						

THE MCCUNE CHARITABLE FOUNDATION -
BLACKROCK

UNIT COST	MARKET PRICE	SHARES/PAR	MARKET VALUE	ACCURED INCOME	UNREALIZED GAIN/LOSS
97.1470	103.332	205,000	211,830.60	1,115.54	12,679.16
MORGAN STANLEY CAPTL SER 1999-FMV1 CL A2 *14 DAY DELAY* DTD 04/01/99 6.530 03/15/2032 61745ML94 MOODYS N/A S&P AAA YLD 6 31					
100.4447	102.61	205,000	210,350.50	1,078.98	4,438.80
NATIONSLINK FUNDING CORPORATION SER 1999-1 CL A2 *19 DAY DELAY* DTD 02/01/99 6.316 11/20/2008 63859CB51 MOODYS AAA S&P AAA YLD 6.15					
94.8767	102.0330	171,680 8000	175,136.73	894.17	12,251.60
NORWEST ASSET SECS CORP SER 1998-27 CL A1 *24 DAY DELAY* DTD 10/01/98 6.250 11/25/2013 66937RBX6 MOODYS N/A S&P AAA YLD 6 12					
96.6075	102.6540	83,474 6900	85,690.11	452.15	5,047.28
RESIDENTIAL ASSET SECUR TRUST SER 1998-A3 CL A *24 DAY DELAY* DTD 02/01/98 6.500 04/25/2013 12669AJU9 MOODYS N/A S&P AAA YLD 6 33					
100.00	107.9690	338,060.14	365,000.15	4,282.10	26,940.01
SMALL BUSINESS ADMIN PARTN NOTES SER 1996-20E CL I *0 DAY DELAY* DTD 05/15/96 7.600 05/01/2016 83162CGT4 MOODYS AAA S&P N/A YLD 7.03					
22.2161	6.105	918,549.2500	56,077.43	1,214.25	(147,988.20)
STRUCTURED ASSET SECS CORP SER 1996-CFL CL X1 *24 DAY DELAY* DTD 02/01/96 02/25/2028 86357ZHU0 MOODYS N/R S&P N/R YLD 25.98					
85.2866	99.414	59,700.63	69,589.80	682.01	9,889.17
TRANSAERICA CAPITAL III DTD 05/15/98 7.6250 11/15/2037 893473AC2 MOODYS A2 S&P A YLD 7.66					
15,854,238.4840	5,929,007.37	3,473,341.94	29,762.84		(2,455,665.43)
TOTAL ASSET-BACKED SECURITIES					

FD06
DETAIL STATEMENT OF
ASSETS AND LIABILITIES

THE MCCUNE CHARITABLE FOUNDATION -
BLACKROCK

PAGE 21
10591206
AS OF DECEMBER 31, 2001

Marshall L and Perrine D McCune Charitable Foundation, Inc

EIN 85-0429439

December 31, 2001

UNIT COST	MARKET PRICE	SHARES/PAR	COST	MARKET VALUE	UNREALIZED GAIN/LOSS
FINANCIALS					
ALMERICA FINL CORP SR NT	97.3828	96.793	97,382.77	96,793.00	(589.77)
DTD 10/16/95					
7 6250 10/15/2025					
019754A8					
MOODY'S B2					
S&P BB-					
YLD					
7 87					
ALLSTATE CORP	99.6772	99.902	99,838.61	99,951.00	112.39
DTD 12/03/01 5.375 12/01/2006					
02002AM3					
MOODY'S A1					
S&P A+					
YLD					
5.38					
AVALONBAY CMNTYS INC MED TERM NT	105.3227	104.372	52,661.33	52,186.00	(475.33)
DTD 12/20/00 7.500 12/15/2010					
05348EAD1					
MOODY'S BAA1					
S&P BBB+					
YLD					
7.18					
BANK ONE CORP	100.1973	104.553	135,266.34	141,146.55	5,880.21
DTD 01/30/01 6.500 02/01/2006					
06423AAM5					
MOODY'S AA3					
S&P A					
YLD					
6.21					
BEAR STEARNS CO INC	100.3370	103.821	50,168.51	51,910.50	1,741.99
DTD 04/27/01 6.500 05/01/2006					
07392BX5					
MOODY'S A2					
S&P A					
YLD					
6.26					
CROWN CASTLE INTL CORP	91.0019	92.00	9,100.19	9,200.00	99.81
DTD 05/16/01 9.375 08/01/2011					
228227AS3					
MOODY'S B3					
S&P B					
YLD					
10.19					
DAIMLERCHRYSLER	101.1509	100.447	45,517.90	45,201.15	(316.75)
DTD 08/24/99 7.200 09/01/2009					
233835AA5					
MOODY'S A3					
S&P BBB+					
YLD					
7.16					
FIRST UN CORP	108.5607	108.404	32,568.21	32,521.20	(47.01)
DTD 08/18/00 7.550 08/18/2005					
337358DQ5					
MOODY'S A1					
S&P A					
YLD					
6.96					
FIRST UNION CORP	108.5259	107.74	21,705.18	21,548.00	(157.18)
DTD 02/11/00 7.700 02/15/2005					
337358DF9					
MOODY'S A1					
S&P A					
YLD					
7.14					

FD406
DETAIL STATEMENT OF
ASSETS AND LIABILITIES

THE MCCUNE CHARITABLE FOUNDATION -
BLACKROCK

PAGE 22
10591206

AS OF DECEMBER 31, 2001
December 31, 2001
EIN 85-0429439
Marshall L and Perrine D McCune Charitable Foundation, Inc

* * * SECURITIES * * *

UNIT COST	MARKET PRICE	SHARES/PAR	COST	MARKET VALUE	ACCRUED INCOME	UNREALIZED GAIN/LOSS
102.1805	99.965	55,000	56,199.29	54,960.75	1,575.52	(1,218.54)
FORD MOTOR CREDIT CO DTD 01/30/01 6.875 02/01/2006 345397TR4 MOODYS A3 S&P BBB YLD 6.87						
102.6037	101.43	65,000	66,692.42	65,929.50	227.50	(762.92)
FORD MOTOR CREDIT CO DTD 06/14/00 7.875 06/15/2010 345397ST1 MOODYS A3 S&P BBB YLD 7.76						
104.4516	102.866	100,000	104,451.62	102,866.00	3,166.67	(1,585.62)
FORD MOTOR CREDIT CO DTD 08/01/00 7.600 08/01/2005 345397SUS MOODYS A3 S&P BBB YLD 7.58						
103.9919	98.728	105,000	109,191.51	103,664.40	1,355.16	(5,527.11)
FORD MOTOR CREDIT CO DTD 10/28/99 7.375 10/28/2009 345397SM6 MOODYS A3 S&P BBB YLD 7.47						
104.8618	103.965	75,000	78,646.36	77,973.75	1,711.46	(672.61)
FORD MTR CR CO NT DTD 03/28/95 7.7500 03/15/2005 345397KR3 MOODYS A3 S&P BBB YLD 7.45						
102.6033	101.283	60,000	61,561.99	60,769.80	1,867.50	(792.19)
GENERAL MOTORS ACCEPT CORP DTD 01/11/01 6.750 01/15/2006 370425RT9 MOODYS A2 S&P BBB YLD 6.66						
106.6921	104.239	100,000	106,692.14	104,239.00	3,487.50	(2,453.14)
GENERAL MOTORS ACCEPT CORP DTD 01/19/00 7.750 01/19/2010 370425RP7 MOODYS A2 S&P BBB YLD 7.43						
98.9080	101.169	75,000	74,181.01	75,876.75	983.33	1,695.74
GENERAL MOTORS ACCEPT CORP DTD 11/02/01 8.000 11/01/2031 370425RZ5 MOODYS A2 S&P BBB YLD 7.90						
100.1768	100.713	90,000	90,159.15	90,641.70	2,156.87	482.55
GENL MOTORS ACCEPT CORP DTD 03/02/01 7.250 03/02/2011 370425RU6 MOODYS A2 S&P BBB YLD 7.19						

FD406
DETAIL STATEMENT OF
ASSETS AND LIABILITIES

THE MCCUNE CHARITABLE FOUNDATION -
BLACKROCK

PAGE 23
10591206

Marshall L and Perrine D McCune Charitable Foundation, Inc

EIN 85-0429439

December 31, 2001

AS OF DECEMBER 31, 2001

(253 63)

848.60

2,018.83

615.06

(1232.19)

(162.39)

211.22

1,357.90

(1,349.83)

MARKET VALUE
ACCURED INCOME

24,451.25

15,900.00

76,896.00

21,425.40

24,000.00

9,797.40

25,414.25

37,432.15

83,482.75

COST

24,704.88

15,051.40

74,877.17

20,810.34

24,232.19

9,959.79

25,203.03

36,074.25

84,832.58

UNIT COST
MARKET PRICE
SHARES/PAR

98.8195

100.3427

99.8362

104.0517

121.1610

99.5979

100.8121

103.0693

99.8030

GENL MOTORS ACCEPT CORP
370425RX0
MOODYS A2
S&P BBB
YLD 7.02
DTD 09/12/01 6.875 09/15/2011

LABRANCHE & COMPANY
505447AB8
DTD 08/24/99 9.500 08/15/2004
MOODYS BAA3
S&P BB+
YLD 8.96

LEHMAN BROTHERS HOLDINGS
524908DD9
DTD 05/10/01 6.250 05/15/2006
MOODYS A2
S&P A
YLD 6.09

MIDLAND FDG II SER A
597520AA3
DTD 07/23/91 11.750 07/23/2005
MOODYS BAA3
S&P BB-
YLD 10.96

ORION PMR HLDGS INC
686286AC9
DTD 05/01/01 12.000 05/01/2010
MOODYS BAA3
S&P BB-
YLD 10.00

POPULAR INC
DTD 10/15/01 6.125 10/15/2006
73318EAF0
MOODYS A3
S&P BB+
YLD 6.25

SEARS ROEBUCK ACCEPT CORP
8124048G5
DTD 01/26/01 7.000 02/01/2011
MOODYS BAA1
S&P A-
YLD 6.88

VERIZON GLOBAL FDG CORP
DTD 06/01/01 7.250 12/01/2010
92344GAL0
MOODYS A1
S&P A+
YLD 6.77

MACHOVIA CORPORATION
929903AA0
DTD 11/02/01 4.950 11/01/2006
MOODYS A1
S&P A
YLD 5.03

** SECURITIES **

THE MCCUNE CHARITABLE FOUNDATION -
BLACKROCK

AS OF DECEMBER 31, 2001
December 31, 2001
EIN 85-0429439
Marshall L. and Perrine D. McCune Charitable Foundation, Inc

UNREALIZED GAIN/LOSS
MARKET VALUE
ACCRUED INCOME

UNIT COST	MARKET PRICE	SHARES/PAR	UNIT COST	MARKET PRICE	SHARES/PAR	UNREALIZED GAIN/LOSS	MARKET VALUE	ACCRUED INCOME
1,525,000	1,557,730.16		1,556,198.25			(1,531.91)		
INDUSTRIALS								
101.6742	100.50	5,000	5,000			5,000		
ADELPHIA COMMUNICATIONS CORP SER B DTD 07/07/97 10.500 07/15/2004 006648AR6 MOODYS MR S&P D YLD 10.44								
97.5172	98.00	5,000	4,900.00			164.58		
ADELPHIA COMMUNICATIONS CORP SR NT SER B 02/26/97 9.875 03/01/2007 006648AP0 MOODYS MR S&P D YLD 10.07								
97.8083	99.50	15,000	14,925.00			561.98		
ADELPHIA COMMUNICATIONS CORP SER B DTD 07/02/98 8.125 07/15/2003 006648AM5 MOODYS MR S&P B+ YLD 8.16								
98.8054	102.50	5,000	5,125.00			20.28		
AK STL CORP SR NT 9.1250 12/15/2006 001546AC4 MOODYS B1 S&P BB YLD 8.90								
97.991	98.75	5,000	4,937.50			190.63		
ALLIED WASTE NORTH AMER INC SER B DTD 12/23/98 7.625 01/01/2006 01956XALI MOODYS BA3 S&P BB- YLD 7.72								
103.8253	102.50	10,000	10,250.00			166.67		
ALLIED WASTE-SER B DTD 11/01/99 10.000 08/01/2009 01958XAG0 MOODYS B2 S&P B+ YLD 9.75								
101.4288	100.742	40,000	40,296.80			891.56		
AMERADA HESS CORP DTD 08/15/01 5.900 08/15/2006 023551AG9 MOODYS BAA2 S&P BBB YLD 5.85								
106.9139	105.853	50,000	52,926.50			984.38		
AMERADA HESS CORP DTD 10/01/99 7.875 10/01/2029 023551AF1 MOODYS BAA2 S&P BBB YLD 7.43								

(530.43)

(274.72)

(132.53)

37.95

184.73

253.76

24.14

(58.71)

FD406
DETAIL STATEMENT OF
ASSETS AND LIABILITIES

THE MCCUNE CHARITABLE FOUNDATION -
BLACKROCK

PAGE 25
10591206

AS OF DECEMBER 31, 2001

December 31, 2001

Marshall L and Perrine D McCune Charitable Foundation, Inc

EIN 85-0429439

UNREALIZED GAIN/LOSS

MARKET VALUE
ACCRUED INCOME

COST

UNIT COST
MARKET PRICE
SHARES/PAR

* * SECURITIES * *

128.37

3,962.50
195.31

3,834.13

76.6826
79.25
5,000

AMERICAN TOWER CORP
SR NT
DTD 01/31/01 9.375 02/01/2009
MOODYS CA1 S&P B-
YLD 11.82

ANADARKO FIN CO SER B
DTD 04/26/01 7.500 05/01/2031
032479AD9
MOODYS BAA1 S&P BBB+
YLD 7.21

ANHUESER-BUSCH COS INC MED TERM
NOTE TRANCHE # TR 00003
DTD 10/03/01 5.625 10/01/2010
035229AC9
MOODYS A1 S&P A+
YLD 5.69

AOL TIME WARNER INC
DTD 04/19/01 7.625 04/15/2031
00184AAC9
MOODYS BAA1 S&P BBB+
YLD 7.20

ARGOSY GAMING CO
DTD 06/08/99 10.750 06/01/2009
040228AG3
MOODYS B2 S&P B+
YLD 9.81

BAYTEX ENERGY LTD
DTD 08/15/01 10.500 02/15/2011
07317GAB3
MOODYS B2 S&P B-
YLD 11.17

BE AEROSPACE INC SER B
DTD 04/17/01 8.875 05/01/2011
055381AK3
MOODYS B3 S&P B
YLD 10.44

BURLINGTN NORTH SANTA FE
DTD 08/08/00 7.950 08/15/2030
12189TAR5
MOODYS BAA2 S&P BBB+
YLD 7.09

CARAUSTAR INDUSTRIES INC
DTD 03/29/01 9.875 04/01/2011
140909AD4
MOODYS BAA2 S&P B+
YLD 9.44

(1,124 391)

36,379.35
437.50

37,503.74

107.1535
103.941
35,000

ARGOSY GAMING CO
DTD 06/08/99 10.750 06/01/2009
040228AG3
MOODYS B2 S&P B+
YLD 9.81

(354.94)

19,769.20
728.12

20,124.14

100.6207
98.846
20,000

BAYTEX ENERGY LTD
DTD 08/15/01 10.500 02/15/2011
07317GAB3
MOODYS B2 S&P B-
YLD 11.17

655 42

27,375.00
223.96

26,719.58

106.8783
109.50
25,000

BAYTEX ENERGY LTD
DTD 08/15/01 10.500 02/15/2011
07317GAB3
MOODYS B2 S&P B-
YLD 11.17

(653 02)

14,100.00
595.00

14,753.02

98.3535
94.00
15,000

BE AEROSPACE INC SER B
DTD 04/17/01 8.875 05/01/2011
055381AK3
MOODYS B3 S&P B
YLD 10.44

(2,226.34)

12,750.00
221.87

14,976.34

99.8423
85.00
15,000

BURLINGTN NORTH SANTA FE
DTD 08/08/00 7.950 08/15/2030
12189TAR5
MOODYS BAA2 S&P BBB+
YLD 7.09

1,019 55

56,000 50
1,501.67

54,980.95

109.9619
112.001
50,000

CARAUSTAR INDUSTRIES INC
DTD 03/29/01 9.875 04/01/2011
140909AD4
MOODYS BAA2 S&P B+
YLD 9.44

506.82

10,450.00
246.88

9,943.18

99.4318
104.50
10,000

AS OF DECEMBER 31, 2001

Marshall L and Perrine D McCune Charitable Foundation, Inc
 EIN 85-0429439
 December 31, 2001

UNIT COST	MARKET PRICE	SHARES/PAR	MARKET VALUE	ACCRUED INCOME	UNREALIZED GAIN/LOSS
103.7510	106.00	50,000	53,000.00	2,566.93	1,124.52
CHARTER COMM HLDGS/CHRT CAP DTD 01/10/01 11.125 01/15/2011 16117PAV2 MOODYS B3 S&P B- YLD 10 49					
105.7797	104.50	50,000	52,889.65	1,343.75	(639.85)
CHARTER COMMUNICATIONS HLDGS DTD 01/10/01 10.750 10/01/2009 16117PAT7 MOODYS B3 S&P B- YLD 10.28					
101.1796	101.00	15,000	15,150.00	347.81	(126.94)
CHESSPAKE ENERGY CORP SER B DTD 03/17/97 165167AM9 7.8750 03/15/2004 MOODYS B1 S&P B+ YLD 7.79					
101.2634	103.303	55,000	55,694.66	685.06	1,121.79
CONOCO INC DTD 04/20/99 5.900 04/15/2004 208251AC2 MOODYS A3 S&P A- YLD 5.71					
99.9403	98.451	30,000	29,982.08	295,535.30	(446.78)
CONSOLIDATED NATURAL GAS DTD 10/25/01 5.375 11/01/2006 209615BM2 MOODYS A3 S&P BBB+ YLD 5.45					
101.3954	101.00	5,000	5,069.77	5,050.00	(19.77)
D R HORTON INC DTD 03/21/00 10.500 04/01/2005 2331AAE9 MOODYS B1 S&P BB YLD 10.39					
99.1824	97.50	10,000	9,918.24	9,750.00	(168.24)
D R HORTON INC DTD 08/15/01 7.875 08/15/2011 2331AAJ8 MOODYS B1 S&P BB YLD 8.07					
107.2854	107.088	40,000	42,914.15	42,835.20	(78.95)
DAIMLERCHRYSLER NA HLDG DTD 01/18/01 8.500 01/18/2031 233835A80 MOODYS A3 S&P BBB+ YLD 7.93					
99.7236	102.899	5,000	4,986.18	5,144.95	158.77
DOM CHEM CO DTD 11/14/01 5.250 05/14/2004 260543BN2 MOODYS A3 S&P A YLD 5.10					

FD406
DETAIL STATEMENT OF
ASSETS AND LIABILITIES

*** SECURITIES ***

HEALTHSOUTH CORP	421924AR2	S&P BB	YLD	8.17
DTD 02/01/01 8.500 02/01/2008				
HONEYWELL INTERNATIONAL	438516AM8	S&P A	YLD	5.19
DTD 10/30/01 5.125 11/01/2006				
INTERNATIONAL PAPER CO	460146BK8	S&P BBB	YLD	7.55
DTD 06/14/00 8 125 07/08/2005				
KB HOME	48666KAE9	S&P BB-	YLD	8.58
DTD 12/14/01 8.625 12/15/2008				
KELLOGG CO	104.3360			
NT SER B	102.76			
DTD 07/13/01 6.000 04/01/2006				
KRAFT FOODS INC	99.9479			
DTD 11/02/01 5.625 11/01/2011				
50075NAB0	96.959			
MOODYS A2	40,000	S&P A-	YLD	5.80
DTD 08/21/00 7.800 08/15/2007				
KROGER CO	110.1590			
501044BY6	108 591			
MOODYS BAA3	100,000	S&P BBB-	YLD	7.18
DTD 01/18/00 7 960 05/15/2005				
521865AC9	102.442			
MOODYS BAI	5,000	S&P BB+	YLD	7 84
LENVEST COMMUNICATIONS SR NOTES	108.0954			
DTD 11/14/95	108.59			
8.3750 11/15/2005	75,000			
526055AA6				
MOODYS BAA3		S&P BBB	YLD	7 71

THE MCCUNE CHARITABLE FOUNDATION -
BLACKROCK

UNIT COST	MARKET PRICE	SHARES/PAR	COST	MARKET VALUE	ACCRUED INCOME	UNREALIZED GAIN/LOSS
101.8675	104.00	30,000	30,560.25	31,200.00	1,062.50	639.75
100.5793	98.653	25,000	25,144.83	24,663.25	217.10	(481.58)
99.9335	107.509	100,000	99,933.52	107,509.00	3,904.51	7,575.48
99.679	100.50	10,000	9,967.90	10,050.00	40.73	82.10
104.3360	102.76	25,000	26,084.01	25,690.00	375.00	(394.01)
99.9479	96.959	40,000	39,979.15	38,783.60	368.75	(1,195.55)
110.1590	108 591	100,000	110,158.99	108,591.00	2,946.67	(1,567.99)
102.442	101.412	5,000	5,122.10	5,070.60	50.86	(51.50)
108.0954	108.59	75,000	81,071.57	81,442.50	1,046.87	370.93

AS OF DECEMBER 31, 2001

Marshall L. and Perrine D. McCune Charitable Foundation, Inc

EIN 85-0429439

December 31, 2001

FD406
DETAIL STATEMENT OF
ASSETS AND LIABILITIES

THE MCCUNE CHARITABLE FOUNDATION -
BLACKROCK

AS OF DECEMBER 31, 2001

Marshall L. and Perrine D. McCune Charitable Foundation, Inc
EIN 85-0429439

December 31, 2001

UNREALIZED GAIN/LOSS

(245,761)

1,279,551

549,94

11,006,691

3,878,58

(223,191)

130,55

57,02

MARKET VALUE
ACCRUED INCOME

9,00

3,971,57

9,975,00

20,900,00

13,725,00

19,375,00

26,088,00

26,098,50

25,101,75

5,143,75

COST

28,389,76

99,11

10,254,55

20,350,06

14,751,69

15,496,42

26,489,67

26,321,69

24,971,20

5,086,73

UNIT COST
MARKET PRICE
SHARES/PAR

113,5590
112,576
25,000

110,8063
119,632
45,000

102,5455
99,75
10,000

101,7503
104,50
20,000

98,2113
91,50
15,000

61,9857
77,50
25,000

105,9587
104,352
25,000

105,2868
104,394
25,000

99,8848
100,407
25,000

101,7346
102,875
5,000

** SECURITIES **

LOCKHEED MARTIN CORP
DTD 11/23/99 8,200 12/01/2009
539830A13
MOODYS BAA2 S&P BBB YLD 7.28

LOCKHEED MARTIN CORP
DTD 11/23/99 8,500 12/01/2029
539830AK5
MOODYS BAA2 S&P BBB YLD 7.10

LYONDELL CHEMICAL CO SER B
DTD 05/17/99 9,875 05/01/2007
552078AM9
MOODYS BAA3 S&P BB YLD 9.89

MOHEGAN TRIBAL GAMING AUTH
DTD 03/03/99 8,750 01/01/2009
608328AD2
MOODYS BAA3 S&P BB- YLD 8.37

NEWARK RES INC SER B
DTD 12/17/97 8,625 12/15/2007
651718AB4
MOODYS B2 S&P B+ YLD 9.42

NEXTEL COMMUNICATIONS
DTD 11/12/99 9,375 11/15/2009
65332VAV5
MOODYS B3 S&P B YLD 12.09

NORFOLK SOUTH CORP DTD 05/19/97
7 0500 05/01/2037
655844AF5
MOODYS BAA1 S&P BBB YLD 6.75

NORTHROP GRUMMAN CORP
DTD 02/27/01 7,125 02/15/2011
666807AT9
MOODYS BAA3 S&P BBB- YLD 6.82

OCCIDENTAL PETROLEUM
DTD 12/06/01 6,750 01/15/2012
674598BV6
MOODYS BAA2 S&P BBB YLD 6.72

OMNICARE INC SER B
DTD 09/15/01 8,125 03/15/2011
681904AF5

AS OF DECEMBER 31, 2001
 December 31, 2001
 EIN 85-0429439
 Marshall L and Perrine D McCune Charitable Foundation, Inc

UNIT COST	MARKET PRICE	SHARES/PAR	COST	MARKET VALUE	ACCRUED INCOME	UNREALIZED GAIN/LOSS
** SECURITIES **						
PARKER & PARSLEY PETE CO DEL SR NT	103.1677	104.75	36,108.69	36,662.50	655.76	553.81
701018AA1						
MOODYS BA1	S&P BB+	YLD	8.47			
POGO PRODUCING COSER B						
DTD 01/15/99 10.375 02/15/2009						
730448ALI						
MOODYS B1	S&P BB	YLD	9.67			
PSINET INC						
DTD 11/03/99 11.000 08/01/2009						
** IN DEFAULT						
** COMPANY FILED CHAPTER 11 EFF 5/31/01						
69363VAB3						
MOODYS MR	S&P D					
PSINET INC						
DTD 12/02/99 10.50 12/01/2006						
74437CA86						
MOODYS CA	S&P D	YLD	140.00			
QUEBECOR MEDIA INC						
DTD 07/06/01 11.125 07/15/2011						
106.75						
100.6831						
MOODYS B2	S&P B	YLD	10.42			
74819RA82						
RYLAND GROUP						
DTD 08/16/01 8.000 08/15/2006						
783764AH6						
MOODYS BA2	S&P BB+	YLD	7.96			
SARA LEE CORP						
DTD 09/10/01 6.250 09/15/2011						
80311AK9						
MOODYS A3	S&P A+	YLD	6.15			
SEARS ROEBUCK ACCEPTANCE						
DTD 08/13/01 6.750 08/15/2011						
812404BH3						
MOODYS BA1	S&P A-	YLD	6.76			
STONE CONTAINER CORP						
SR NT						
DTD 01/25/01 9.750 02/01/2011						
861589AX7						
MOODYS B2	S&P B	YLD	9.15			
UNIT COST						
103.1677						
MARKET PRICE						
104.75						
SHARES/PAR						
36,108.69						
COST						
36,662.50						
MARKET VALUE						
655.76						
ACCRUED INCOME						
553.81						
UNREALIZED GAIN/LOSS						
21,450.00						
MARKET VALUE						
21,450.00						
783.89						
UNREALIZED GAIN/LOSS						
2,325.00						
MARKET VALUE						
27,603.61						
UNREALIZED GAIN/LOSS						
1,875.00						
MARKET VALUE						
24,462.72						
UNREALIZED GAIN/LOSS						
1,075.00						
MARKET VALUE						
106.75						
UNREALIZED GAIN/LOSS						
10,068.31						
MARKET VALUE						
10,675.00						
UNREALIZED GAIN/LOSS						
540.80						
MARKET VALUE						
10,050.00						
UNREALIZED GAIN/LOSS						
300.00						
MARKET VALUE						
10,000.00						
UNREALIZED GAIN/LOSS						
99.5222						
MARKET VALUE						
101.578						
UNREALIZED GAIN/LOSS						
29,856.67						
MARKET VALUE						
30,473.40						
UNREALIZED GAIN/LOSS						
578.12						
MARKET VALUE						
29,856.67						
UNREALIZED GAIN/LOSS						
99.5173						
MARKET VALUE						
99.75						
UNREALIZED GAIN/LOSS						
24,879.33						
MARKET VALUE						
24,937.50						
UNREALIZED GAIN/LOSS						
646.87						
MARKET VALUE						
15,975.00						
UNREALIZED GAIN/LOSS						
609.37						
MARKET VALUE						
15,235.70						
UNREALIZED GAIN/LOSS						
106.50						
MARKET VALUE						
101.5713						
UNREALIZED GAIN/LOSS						
15,000						
MARKET VALUE						
15,975.00						
UNREALIZED GAIN/LOSS						
609.37						
MARKET VALUE						
15,235.70						
UNREALIZED GAIN/LOSS						
106.50						
MARKET VALUE						
101.5713						
UNREALIZED GAIN/LOSS						
15,000						
MARKET VALUE						
15,975.00						
UNREALIZED GAIN/LOSS						
609.37						
MARKET VALUE						
15,235.70						
UNREALIZED GAIN/LOSS						
106.50						
MARKET VALUE						
101.5713						
UNREALIZED GAIN/LOSS						
15,000						
MARKET VALUE						
15,975.00						
UNREALIZED GAIN/LOSS						
609.37						
MARKET VALUE						
15,235.70						
UNREALIZED GAIN/LOSS						
106.50						
MARKET VALUE						
101.5713						
UNREALIZED GAIN/LOSS						
15,000						
MARKET VALUE						
15,975.00						
UNREALIZED GAIN/LOSS						
609.37						
MARKET VALUE						
15,235.70						
UNREALIZED GAIN/LOSS						
106.50						
MARKET VALUE						
101.5713						
UNREALIZED GAIN/LOSS						
15,000						
MARKET VALUE						
15,975.00						
UNREALIZED GAIN/LOSS						
609.37						
MARKET VALUE						
15,235.70						
UNREALIZED GAIN/LOSS						
106.50						
MARKET VALUE						
101.5713						
UNREALIZED GAIN/LOSS						
15,000						
MARKET VALUE						
15,975.00						
UNREALIZED GAIN/LOSS						
609.37						
MARKET VALUE						
15,235.70						
UNREALIZED GAIN/LOSS						
106.50						
MARKET VALUE						
101.5713						
UNREALIZED GAIN/LOSS						
15,000						
MARKET VALUE						
15,975.00						
UNREALIZED GAIN/LOSS						
609.37						
MARKET VALUE						
15,235.70						
UNREALIZED GAIN/LOSS						
106.50						
MARKET VALUE						
101.5713						
UNREALIZED GAIN/LOSS						
15,000						
MARKET VALUE						
15,975.00						
UNREALIZED GAIN/LOSS						
609.37						
MARKET VALUE						
15,235.70						
UNREALIZED GAIN/LOSS						
106.50						
MARKET VALUE						
101.5713						
UNREALIZED GAIN/LOSS						
15,000						
MARKET VALUE						
15,975.00						
UNREALIZED GAIN/LOSS						
609.37						
MARKET VALUE						
15,235.70						
UNREALIZED GAIN/LOSS						
106.50						
MARKET VALUE						
101.5713						
UNREALIZED GAIN/LOSS						
15,000						
MARKET VALUE						
15,975.00						
UNREALIZED GAIN/LOSS						
609.37						
MARKET VALUE						
15,235.70						
UNREALIZED GAIN/LOSS						
106.50						
MARKET VALUE						
101.5713						
UNREALIZED GAIN/LOSS						
15,000						

FD406
DETAIL STATEMENT OF
ASSETS AND LIABILITIES

THE MCCUNE CHARITABLE FOUNDATION -
BLACKROCK

PAGE 31
10591206

AS OF DECEMBER 31, 2007

December 31, 2001

EIN 85-0429439

Marshall L. and Perrine D. McCune Charitable Foundation, Inc.

UNREALIZED GAIN/LOSS

61.56

1,173.67

182.46

9,231.26

(929.45)

94.42

4.44

1100.00

1,567.58

MARKET VALUE
ACCURED INCOME

10,300.00

67,231.45

11,834.10

119,434.00

7,950.00

4,967.50

4,912.50

9,900.00

57,942.50

1,534.72

COST

10,238.44

66,057.78

11,651.64

110,202.74

8,879.45

4,893.08

4,908.06

10,000.00

56,374.92

UNIT COST
MARKET PRICE
SHARES/PAR

102.5844
103.00
10,000

101.6274
103.433
65,000

116.5164
118.341
10,000

110.2027
119.434
100,000

88.7945
79.50
10,000

97.8616
99.75
5,000

98.1612
98.25
5,000

100.00
99.00
10,000

112.7498
115.885
50,000

** SECURITIES **

TENBEC INDS INC
GTD SR NT
DTD 01/19/01 8.500 02/01/2011
87971KAC1
MOODYS BA1 SFP BB+ YLD 8.25

TIME WARNER COS INC
DTD 10/07/97 7.570 02/01/2024
887315BH1
MOODYS BAA1 SFP BBB+ YLD 7.31

TIME WARNER INC
DTD 01/19/93 9.125% 01/15/2013
887315AK5
MOODYS BAA1 SFP BBB+ YLD 7.71

TIME WARNER INC DEB
DTD 02-04-93
9.1500 02/01/2023
887315AM1
MOODYS BAA1 SFP BBB+ YLD 7.66

TIME WARNER TELECOM LLC DTD 07/21/98
9.750 07/15/2008
887321AA5
MOODYS B3 SFP CCC+ YLD 12.26

TOLL BROTHERS INC
DTD 01/25/01 8.250 02/01/2011
889478AC7
MOODYS BAA2 SFP BB+ YLD 8.27

TOLL CORP
DTD 04/16/1999 8% DUE 05/01/2009
SR SUB NOTES
NEXT CALL 05/01/2004 @ 104
889479AH4
MOODYS BAA2 SFP BB+ YLD 8.14

TOLL CORP
DTD 11/30/01 8.250 12/01/2011
889479AJ0
MOODYS BAA2 SFP BB+ YLD 8.33

TOSCO CORP
DTD 02/15/00 8.125 02/15/2030
891490AT1
MOODYS A3 SFP A- YLD 7.01

FD406
DETAIL STATEMENT OF
ASSETS AND LIABILITIES

** SECURITIES **

UNIT COST	MARKET PRICE	SHARES/PAR	MARKET VALUE	UNREALIZED GAIN/(LOSS)
102.2578	106.00	45,000	47,700.00	1,684.00
100.1672	102.557	280,000	287,159.60	6,691.48
102.0877	116.00	7,000	8,120.00	973.86
113.3512	108.172	25,000	27,043.00	(1,294.81)
117.3944	122.016	75,000	91,512.00	3,466.20
102.9369	101.701	50,000	50,850.50	(617.93)
106.4355	108.874	75,000	81,655.50	1,828.90
101.0947	100.26	50,000	50,547.33	(1417.33)
100.3480	0.50	75,000	375.00	416.67

THE MCCUNE CHARITABLE FOUNDATION -
BLACKROCK

AS OF DECEMBER 31, 2001

PAGE 32
10591206

Marshall L and Perrine D McCune Charitable Foundation, Inc
EIN 85-0429439

December 31, 2001

FD406
DETAIL STATEMENT OF
ASSETS AND LIABILITIES

THE MCCUNE CHARITABLE FOUNDATION -
BLACKROCK

PAGE 33
10591206

AS OF DECEMBER 31, 2001

Marshall L. and Perrine D. McCune Charitable Foundation, Inc.
EIN 85-0429439

December 31, 2001

UNREALIZED GAIN/LOSS

(81,302.70)

MARKET VALUE
ACCRUED INCOME

2,533,180.35
54,174.48

COST

2,614,483.05

UNIT COST
MARKET PRICE
SHARES/PAR

2,531,000

TOTAL INDUSTRIALS

(1,149.80)

8,800.00
38.89

9,949.80

99.498
88.00
10,000

AES CORP
00130HAV7
SAP B+ YLD 9.94
DTD 06/05/01 8.750 06/15/2008

(1,549.16)

8,200.00
335.28

9,749.16

97.4916
82.00
10,000

AES CORPORATION
00130HAU9
SAP B+ YLD 10.82
DTD 02/09/01 8.875 02/15/2011

(2,028.26)

11,175.00
246.77

13,203.26

88.0217
74.50
15,000

ALLEGIANCE TEL
01747TAF9
SAP CC YLD 17.28
DTD 07/07/98 12.875 05/15/2008

(3.95)

46,237.50
3,672.03

46,241.45

102.7588
102.75
45,000

ALLIED WASTE NORTH AMER INC SER B
01958XAS6
SAP BB- YLD 8.63
DTD 01/30/01 8.875 04/01/2008

4,722.94

56,779.45
1,244.03

52,056.51

80.0869
87.353
65,000

AT&T CORP DTD 03/26/99
001957AM9
SAP BBB+ YLD 7.44
6.500 03/15/2029

(3,023.60)

32,011.70
495.83

35,035.30

100.1009
91.462
35,000

CALPINE CDA ENERGY FIN
13134VAI
SAP B+ YLD 9.29
DTD 04/25/01 8.500 05/01/2008

(4,871.06)

35,800.00
1,303.33

40,671.06

101.6777
89.50
40,000

CALPINE CORP
131347AV8
SAP B+ YLD 9.63
DTD 08/10/00 8.625 08/15/2010

74.90

5,062.85
221.26

4,987.95

99.759
101.257
5,000

CMS ENERGY CORP
125896ARI
SAP B+ YLD 8.78
DTD 07/02/01 8.900 07/15/2008

(75.08)

10,479.80
208.47

10,554.88

105.5488
104.798
10,000

CMS ENERGY CORP
125896AP5
SAP B+ YLD 8.78
DTD 10/12/00 9.875 10/15/2007

FD406
DETAIL STATEMENT OF
ASSETS AND LIABILITIES

THE MCCUNE CHARITABLE FOUNDATION -
BLACKROCK

AS OF DECEMBER 31, 2001

PAGE 35
10591206

December 31, 2001

Marshall L. and Perrine D. McCune Charitable Foundation, Inc.
EIN 85-0429439

UNREALIZED GAIN(LOSS)

MARKET VALUE
ACCURED INCOME

COST

UNIT COST
MARKET PRICE
SHARES/PAR

SECURITIES **	UNIT COST	MARKET PRICE	SHARES/PAR	COST	MARKET VALUE	ACCURED INCOME	UNREALIZED GAIN(LOSS)
KINDER MORGAN ENERGY PARTNERS DTD 11/08/00 7.500 11/01/2010 494550AG1	104.3394	105.045	55,000	57,386.67	57,774.75	687.50	388.08
MICHIGAN CONS GAS DTD 08/22/01 6.125 09/01/2008 594457BQS	99.8255	99.989	25,000	24,956.38	24,997.25	548.70	40 87
MOODYS A2 S&P BBB+ YLD 6.12							
NEXTEL COMMUNICATIONS INC DTD 01/26/01 9.500 02/01/2011 65332BBA0	77.342	76.50	15,000	11,601.30	11,475.00	593.75	(126 30)
MOODYS B3 S&P B YLD 12.41							
PROGRESS ENERGY INC DTD 02/22/01 6.750 03/01/2006 743263AC9	103.0418	103.93	55,000	56,672.99	57,161.50	1,237 50	488.51
MOODYS BAA1 S&P BBB YLD 6.49							
PROGRESS ENERGY INC DTD 10/30/01 7.000 10/30/2031 743263AG0	102.8661	97.845	25,000	25,716.53	24,461.25	296.53	(1,255.28)
MOODYS BAA1 S&P BBB YLD 7.15							
QUEST CAP F06 INC DTD 07/30/01 7 000 08/03/2009 74913EANO	99.2916	97.13	35,000	34,752.06	33,995 50	1,027.64	(756.56)
MOODYS CA1 S&P CCC+ YLD 7.20							
R & B FALCON CORP DTD 6/15/99 9.500 12/15/2008 74912EAM3	113.7861	114.461	40,000	45,514.42	45,784.40	168.89	269.98
MOODYS BAA3 S&P A- YLD 8.29							
SBA COMMUNICATIONS CORP DTD 02/02/01 10.250 02/01/2009 78388JAE6	92.3506	84 50	5,000	4,617.53	4,225.00	213.54	(392.53)
MOODYS CA2 S&P B- YLD 12.13							
SPECTRASITE HLDGS INC SER B DTD 12/20/00 12 500 11/15/2010 847607AHO	95.8911	52.25	25,000	23,972.77	13,062.50	399.31	(10,910.27)
MOODYS CA3 S&P C YLD 23.92							
SPRINT CAPITAL CORP DTD 11/16/96 5.700 11/15/2003 852060AB8	97.9228	102.463	120,000	117,507.32	122,955 60	874.00	5,448.28

FD406
DETAIL STATEMENT OF
ASSETS AND LIABILITIES

THE MCCUNE CHARITABLE FOUNDATION -
BLACKROCK

AS OF DECEMBER 31, 2001
December 31, 2001
EIN 85-0429439
Marshall L. and Perrine D. McCune Charitable Foundation, Inc

* * SECURITIES * *

UNIT COST	MARKET PRICE	SHARES/PAR	MARKET VALUE	UNREALIZED GAIN/LOSS
99 7465	96.059	74,809.84	72,044.25	(2,765.59)
VERIZON PENNSYLVANIA				
DTD 11/13/01 5.650 11/15/2011			565.00	
MOODYS AA2 S&P A+ YLD 5.88				
VODAFONE GROUP				
DTD 02/10/00 7.625 02/15/2005	107.7181	53,859.07	53,763.00	(96.07)
MOODYS A2 S&P A YLD 7.09				
92857TAF4				
MOODYS A2 S&P A YLD 7.07				
VODAFONE GROUP				
DTD 02/10/00 7.750 02/15/2010	109.3205	71,058.35	71,163.95	105.60
92857TAG2				
MOODYS A2 S&P A YLD 7.07				
WORLDCOM INC				
DTD 05/16/01 8.250 05/15/2031	98.8317	24,707.92	26,360.75	1,652.83
98157DAK2				
MOODYS CA S&P D YLD 7.82				
TOTAL UTILITIES				
	1,375,000	1,373,288.64	1,365,968.55	(7,320.09)
OTHER CORPORATE BONDS				
BE AEROSPACE INC				
9.500% 11/01/2008	102.1147	10,211.47	8,675.00	(1,536.47)
055381AH0				
MOODYS B3 S&P B YLD 10.95				
LOCKHEED MARTIN CORP DTD 06/15/96				
7.7000 06/15/2008	104.5588	52,279.42	54,808.50	2,529.08
539830AJ8				
MOODYS BAA2 S&P BBB YLD 7.02				
METHANEX CORP NT DTD 08/15/95				
7.7500 08/15/2005	93.7187	23,429.68	23,628.00	195.32
59151KAC2				
MOODYS BAA1 S&P BBB- YLD 8.20				
MFX TECHNOLOGIES INC NOTES DTD				
10-11-96	101.6833	50,841.66	51,886.00	1,044.34
70000 10/15/2006				
92929GAR8				
MOODYS BAA1 S&P BBB YLD 6.74				

UNREALIZED GAIN/LOSS	MARKET VALUE	ACCRUED INCOME	COST	UNIT COST	MARKET PRICE	SHARES/PAR
31,103.25	1,282,348.76	0.00	1,251,245.51	140,147.4060		
31,103.25	1,282,348.76	0.00	1,251,245.51	140,147.4060		
	26,374,632.76	246,459.80	28,757,475.71	39,047,238.7490		
(2,302,842.95)						

THE MCCUNE CHARITABLE FOUNDATION -
BLACKROCK

F0406
DETAIL STATEMENT OF
ASSETS AND LIABILITIES

TOTAL EQUITY COLLECTIVE FUNDS

TOTAL EQUITY FUNDS

TOTAL SECURITIES

** SECURITIES **



THE MCCUNE CHARITABLE FOUNDATION - BRINSON

* * SECURITIES * *	UNIT COST	MARKET PRICE	SHARES/PAR	COST	MARKET VALUE	ACCRUED INCOME	UNREALIZED GAIN(LOSS)
CASH EQUIVALENTS							
SHORT TERM FUNDS							
MELLS FARGO CASH INVESTMENT	100.00	100.00		244,214.78	244,214.78		0.00
MONEY MARKET SVC CLASS	100.00	244,214.7800		244,214.78	244,214.78		0.00
VP450022							
YLD 1.89							
TOTAL SHORT TERM FUNDS	244,214.7800			244,214.78	244,214.78	371.67	0.00
TOTAL CASH EQUIVALENTS	244,214.7800			244,214.78	244,214.78	371.67	0.00
VENTURE CAPITAL							
BRINSON PARTNERSHIP FUND L.P.	3541,876.5432	4010,568.9969		4,590,272.00	5,197,697.42	0.00	607,425.42
MS9997615	1.2960						
TOTAL VENTURE CAPITAL	1.2960			4,590,272.00	5,197,697.42	0.00	607,425.42
TOTAL SECURITIES	244,216.0760			4,834,486.78	5,441,912.20	371.67	607,425.42



FD406
 DETAIL STATEMENT OF
 ASSETS AND LIABILITIES

* * SECURITIES * *	UNIT COST	MARKET PRICE	SHARES/PAR	COST	MARKET VALUE	ACCRUED INCOME	UNREALIZED GAIN/(LOSS)
FIXED INCOME							
BOND FUNDS							
COLLECTIVE BOND FUNDS							
AURORA OFFSHORE FUND LIMITED	1,122.4691	1,446.04	12,343.0800	13,854,726.36	17,823,901.24	0.00	3,969,174.88
TOTAL COLLECTIVE BOND FUNDS	12,343.0800	13,854,726.36	12,343.0800	13,854,726.36	17,823,901.24	0.00	3,969,174.88
TOTAL BOND FUNDS	12,343.0800	13,854,726.36	12,343.0800	13,854,726.36	17,823,901.24	0.00	3,969,174.88
TOTAL FIXED INCOME	12,343.0800	13,854,726.36	12,343.0800	13,854,726.36	17,823,901.24	0.00	3,969,174.88
TOTAL SECURITIES	12,343.0800	13,854,726.36	12,343.0800	13,854,726.36	17,823,901.24	0.00	3,969,174.88

Marshall L and Perrine D McCune Charitable Foundation, Inc
EIN 85-0429439
December 31, 2001

FORM 990-PF, PART I, LINE 19 AND PART II, LINE 14

<u>Asset Description</u>	<u>Cost</u>
Land	385,986
Buildings	1,097,840
Furniture, Fixtures & Equipment	278,213
Automobiles	<u>25,418</u>
Total Cost	1,787,457
Less Prior year accumulated depreciation and amortization	(214,148)
Less Current year depreciation	<u>(96,433)</u>
Less Total accumulated depreciation and amortization	(310,582)
Net Property & Equipment	<u><u>1,476,875</u></u>

FORM 990PF, PART II - OTHER ASSETS

DESCRIPTION	BEGINNING BOOK VALUE	ENDING BOOK VALUE	ENDING FMV
INTEREST & DIVIDEND RECEIVABLE	1,319,087.	366,881.	366,881.
PROGRAM RELATED INVESTMENT-			
HISTORIC DISTRICT IMP CO HDIC			
LOAN RECEIVABLE	4,703,946.	4,800,000.	4,800,000.
LOAN INT RECEIVABLE	245,070.	436,652.	436,652.
EQUITY INVESTMENT	1,175,987.	1,162,458.	4,027,421.
MAGNIFICO BLDG-ABQ DWTN PROJECT	NONE	220,000.	220,000.
OTHER DISBURSEMENTS - HDIC	NONE	12,447.	12,447.
LESS: ALLOWANCE FOR LOSS	-6,125,003.	-6,631,557.	-6,631,557.
TOTALS	1,319,087.	366,881.	3,231,844.

FORM 990PF, PART II - OTHER LIABILITIES

DESCRIPTION	BEGINNING BOOK VALUE	ENDING BOOK VALUE
DEFERRED EXCISE TAXES	141,575.	21,500.
INVESTMENT PAYABLE	1,333,260.	NONE
TOTALS	1,474,835.	21,500

FORM 990PF, PART III - OTHER DECREASES IN NET WORTH OR FUND BALANCES
=====

DESCRIPTION -----	AMOUNT -----
UNREALIZED LOSS ON INVESTMENTS	4,605,862.
UNREALIZED LOSS ON PROGRAM-RELATED INVESTMENT	286,554.

TOTAL	4,892,416 =====

FORM 990PF, PART VIII - LIST OF OFFICERS, DIRECTORS, AND TRUSTEES

NAME AND ADDRESS	TITLE AND TIME DEVOTED TO POSITION	COMPENSATION	CONTRIBUTIONS TO EMPLOYEE BENEFIT PLANS	EXPENSE ACCT AND OTHER ALLOWANCES
OWEN M. LOPEZ 345 EAST ALAMEDA STREET SANTA FE, NEW MEXICO 87501-2229	EXECUTIVE DIRECTOR 40 HRS/WK	235,260.	NONE	NONE
JAMES M. EDWARDS 345 EAST ALAMEDA STREET SANTA FE, NEW MEXICO 87501-2229	DIRECTOR AS NEEDED	NONE	NONE	NONE
SARAH M. LOSINGER 345 EAST ALAMEDA STREET SANTA FE, NEW MEXICO 87501-2229	CHAIRMAN AS NEEDED	NONE	NONE	NONE
JOHN R. MCCUNE, IV 345 EAST ALAMEDA STREET SANTA FE, NEW MEXICO 87501-2229	DIRECTOR AS NEEDED	NONE	NONE	NONE
GRAND TOTALS		235,260.	NONE	NONE

FORM 990PF, PART XV - NAME, ADDRESS AND PHONE FOR APPLICATIONS
=====

MS FRAN SOWERS, THE MARSHALL L. AND PERRINE D. MCCUNE CHARITABLE
FOUNDATION

Marshall L. and Perrine D. McCune Charitable Foundation, Inc
EIN 85-0429439
2002 APPLICANT INFORMATION

December 31, 2001

Mission: It is the mission of the Foundation to memorialize its benefactors through grants which enrich the physical and spirit lives of New Mexicans

Funding Scope: Funding is restricted to New Mexico Grants for operating expenses, specific programs, and capital expenses considered. The Foundation makes grants to qualified nonprofit organizations and does not make grants directly to individuals.

FIRST CYCLE: Arts, Education, Environment, and Youth Summer Requests Accepted

December 5, 2001 to December 19, 2001 - Preliminary Applications are accepted. Preliminary Applications due in Foundation office by 5 00 p.m. on December 19, 2001. Postmark of December 19, 2001 will not be accepted.

Wednesday, March 20, 2002, 5 00 p.m. - Full Applications due in the Foundation office by 5 00 p.m. on March 20, 2002. Postmark of March 20, 2002 will not be accepted.

FIRST CYCLE AVERAGE GRANT AWARD: \$12,000

SECOND CYCLE: Health, Social Service, and Youth Requests Accepted.

May 1, 2002 to May 15, 2002 - Preliminary Applications are accepted. Preliminary Applications due in Foundation office by p.m. on May 15, 2002. Postmark of May 15, 2002 will not be accepted.

Wednesday, July 24, 2002, 5:00 p.m. - Full Applications due in the Foundation office by 5 00 p.m. on July 24, 2002. Postmark of July 24, 2002 will not be accepted.

SECOND CYCLE AVERAGE GRANT AWARD: \$24,000

PRELIMINARY APPLICATION PROCEDURES

The Preliminary Application form provided must be approved by the Foundation's Board of Directors prior to consideration of Full Application. (The form can also be downloaded from and submitted via the Foundation's web site: nmccune.org) The original Preliminary Application should be submitted. Do not attach any documents, including transmittal letters. Submittals by facsimile are not accepted.

NOTE: Organizations are permitted only one Preliminary Application, but may include more than one project.

The Foundation staff and the Board will review the Preliminary Application and the organization will be notified in writing whether or not to submit a Full Application.

FULL APPLICATION PROCEDURES

If a Full Application is invited, it must follow the Full Application Procedures set forth below. Items 3, 4 and 5 below should be single spaced and cannot exceed two (2) pages. Submit one original of the Application only. Do not submit copies of publicity news articles, letters of support, video tapes, audio tapes, or CDs. Do not replicate the forms provided, forms provided must be used. Submittals by facsimile are not accepted.

The Foundation will contact applicants if additional information is required. The Board of Directors will not consider Full Applications lacking any part of the information requested below. The Foundation staff and Board will review the Full Application and the organization will be notified in writing of the Board's decision. Applicants will receive written notification of First Cycle decisions the last week of April, Second Cycle decisions will be mailed out the last week of September.

Full Application must contain the following information even if previously funded. Information provided by applicant will pertain to the applicant organization, not the fiscal sponsor.

1. Application Summary and Board of Directors Information form. The Foundation provides the cover form which is to be completed. The financial information requested on the Application Summary and Board of Directors Information form must be substantiated as set forth in Attachments Checklist.

2. **Fiscal Sponsorship Agreement:** The form provided by the Foundation is to be completed only if an umbrella organization is providing fiscal sponsorship
3. A brief history and mission of the organization.
4. How the organization will evaluate the effectiveness of the project.
5. Signatures of two Board officers; one must be the President of the Board of Directors

Attachments Checklist:

- A. Application Summary and Board of Directors Information form and Fiscal Sponsorship Agreement, if applicable.
- B. Resume of Executive Director.
- C. Project detailed line item budget.
- D. Current detailed line item organization budget.
- E. Organization's two most recent calendar or fiscal year audits or 990s. If audited financial statements are not available form 990 filed with IRS for the two most recent calendar or fiscal years, may be substituted. Financial information requirement cannot be waived.
- F. If applicable, a copy of challenge grant award letter setting forth the requirement of match funding being requested the Foundation.
- G. A copy of the most recent LRS letter regarding the organization's tax exempt status
- H. A copy of the current New Mexico Attorney General's confirmation letter setting forth that the organization is current with its annual reporting requirements or is exempt from the registration and reporting requirements.

The Foundation will hold workshops after Full Applications are invited. Applicants are urged to attend.

Return or to

Preliminary Application
(Information must be contained on this page)

Organization Name _____
Organization Address _____
Organization Telephone No _____
Contact Name _____

Amount Requested _____

Brief Description of Funding Request(s) (including intended result)

Project Budget _____

Organization's Total Current Budget (Fiscal or Calendar) _____

Is requesting organization a 501(c)(3) nonprofit organization recognized by the Internal Revenue Service? Yes No

Is requesting organization in compliance with the New Mexico Charitable Organization and Solicitation Act? Yes No

Board President

Executive Director

Submit one original of this form to the Foundation's address above. Submittals by facsimile are not accepted.

2001 Grants Awarded - Payments Paid

Monday, December 31, 2001

Grant Number	Organization Name	Grant Amount	Schedule Date	Payment Amount	Request Project Description
<u>Arts</u>					
010023	A shuwi A wan Museum & Heritage Center Post Office Box 1009 Zuni, NM 87327	10,000	4/20/2001	10,000	for expenses associated with the youth and family cultural and educational programs for Zuni and surrounding rural communities in an effort to preserve Zuni traditions and knowledge
010024	Aspen Santa Fe Ballet Post Office Box 1595 Santa Fe, NM 87504-1595	15,000	4/20/2001	15,000	for expenses associated with the 2001 performance season and for education outreach programs for area youth
010029	Back Roads 1423 Monterey Drive Santa Fe, NM 87505	8,000	4/20/2001	8,000	for the production and expansion of a weekly pre-produced program allowing community people to tell stories about their lives
010032	Blue Canyon Productions Post Office Box 6622 Santa Fe, NM 87502-6622	20,000	4/20/2001	10,000	multiyear funding for the production of three video projects concerning potential danger involved in driving, teenage interviews concerning what they have read Intelv. and manufacturing processes and factories in New Mexico
010055	Chamber Music of Albuquerque Bldg 3, Suite 215 2400 Louisiana Blvd, N E Albuquerque NM 87110	10,000	4/20/2001	10,000	to partially fund a full time Executive Director's salary
010059	Chimayo Cultural Preservation Post Office Box 727 Chimayo, NM 87522	5,000	4/20/2001	5,000	for expenses associated with the second annual Chimayo Festival of Arts Studio Tour
010060	Cibola Arts Council 117 North First Street Grants, NM 87020	6,000	4/20/2001	6,000	for operating expenses associated with the arts services provided to Cibola County
010061	Citydance Theatre 1309 East Foster Road Las Cruces NM 88001	10,000	4/20/2001	10,000	for operating expenses associated with offering low cost dance classes to all citizens, ages 4 years and up, in the Las Cruces area

Marshall L. and Rosemary D. McCune Charitable Foundation Inc
 EIN 85-0429439
 December 31 2001

Grant Number	Organization Name	Grant Amount	Schedule Date	Payment Amount	Request Project Description
010065	Clayton Arts Council Post Office Box 512 Clayton NM 88415	10,000	4/30/2001	10,000	to purchase carpeting for the area of the civic center used for art shows and exhibitions for the community
010073	Contemporary Hispanic Market Post Office Box 6863 Santa Fe, NM 87502-6863	5,000	4/20/2001	5,000	for media promotion of the annual Contemporary Hispanic Market
010075	Crisol Bufons Corporation 6708 Prairie Road N E Apt 811 Albuquerque, NM 87109	20,000	4/20/2001	10,000	multiyear funding for the continuation of the "maromeros", ancient New Mexican performances, for school children throughout the state of New Mexico
010080	Darkroom 901 W San Mateo Santa Fe, NM 87505	4,500	4/20/2001	4,500	for the sixth annual photography exhibition open to all New Mexico high school and college students held in April 2001
010082	Daylight Productions 209 Rancho Alegre Road Santa Fe, NM 87505	25,000	4/20/2001	25,000	to produce a video concerning the threatened Rio Grande
010134	Donna Ana Arts Council Inc Post Office Box 1721 Las Cruces, NM 88005-1721	10,000	4/20/2001	10,000	in place artists in residence at La Casa Shelter for Victims of Domestic Violence to provide youngsters with creative opportunities to increase their self esteem
010097	El Morro Area Arts Council Post Office Box 296 Ramah, NM 87321	6,000	4/30/2001	6,000	for operating expenses associated with providing arts services to Navajo, Zuni, Hispanic, and Anglo populations in the Ramah area
010569	El Museo Cultural de Santa Fe Post Office Box 6424 Santa Fe NM 87502-6424	25,000	4/20/2001	25,000	for the summer 2001 community production of the play "Queen Elizabeth I"
010098	El Museo Cultural de Santa Fe Post Office Box 6424 Santa Fe, NM 87502-6424	25,000	4/20/2001	25,000	to expand staff and for program development
010138	Evolving Creative Opportunities (ECO) Art Center Post Office Box 1446 Taos, NM 87571	10,000	4/20/2001	10,000	for a portion of the Executive Director's salary and for general operating expenses associated with exposing Taos area youth, ages 12-25, to various forms of art

Marshall L. and
 Elaine D. McCune Charitable Foundation Inc
 EIN 85-0429439
 December 31 2001

Grant Number	Organization Name	Grant Amount	Schedule Date	Payment Amount	Request Project Description
010544	Fine Arts for Children & Teens Post Office Box 22363 Santa Fe, NM 87502-2363	105,000	2/9/2001	35,000	multiyear funding for expenses associated with providing in-school after school and summer art education programs for Santa Fe youth
010144	Flickinger Center for Performing Arts 1110 New York Avenue Alamogordo, NM 88310	10,000	4/20/2001	10,000	for expenses associated with offering area schools professional artistic events including funding for transportation to bring students to performances
010156	Friends of Eastern Foundation ENMU Station #8 Portales, NM 88130	10,000	4/30/2001		to expand the summer children's theatre program for 75 area youth, ages 6-16 years of age
010167	Georgia O'Keeffe Museum 217 Johnson Street Santa Fe, NM 87501	20,000	4/20/2001	20,000	for general operating expenses
010174	Grant County Community Concert Association 703 N Bullard Silver City, NM 88061	6,000	4/20/2001	6,000	for operating expenses
010180	Harwood Art Center of Escuela del Sol Montessori, Inc 1114 Seventh Street N W Albuquerque, NM 87102	8,000	4/20/2001	8,000	to publish two issues of "The Harwood Review" a newsletter featuring poetry by local poets, and to conduct 24 community outreach poetry workshops in the Albuquerque area
010181	Harwood Museum of the University of New Mexico 4080 NDCBU Taos, NM 87571-6004	12,000	4/20/2001	12,000	for general operating expenses
010187	Historic Mora Valley Foundation Post Office Box 287 Cleveland NM 87715	3,000	2/9/2001	3,000	for expenses associated with the Cleveland Mill Fest held annually over the Labor Day weekend

Marshall L. and Patricia D. McCune Charitable Foundation Inc
 EIN 85-0429439
 December 31, 2001

Grant Number	Organization Name	Grant Amount	Schedule Date	Payment Amount	Request Project Description
010548	Kesher Dance Company 214 Coal Avenue, S W Albuquerque, NM 87102	50,000	2/9/2001	50,000	for general operating expenses
010208	KNME-TV 5 1130 University Blvd , N E Albuquerque, NM 87102	20,000	4/20/2001	20,000	for expenses associated with producing public affairs programs
010220	Las Cruces Symphony Association Post Office Box 1622 Las Cruces, NM 88004	10,000	4/20/2001	10,000	for general operating expenses
010226	London Frontier Theatre Company Post Office Box 1126 Magdalena, NM 87825	8,000	4/20/2001	8,000	for expenses associated with presenting at least four community play productions
010262	Magnifico Albuquerque Festival of the Arts 516 Central Avenue, S W Albuquerque, NM 87102	24,000	4/20/2001	12,000	multiyear funding for operating expenses associated with providing art services to the Albuquerque community
010568	Magnifico Albuquerque Festival of the Arts 516 Central Avenue, S W Albuquerque, NM 87102	25,000	4/20/2001	25,000	Funding for general operating expenses associated with Downtown Arts Outreach in Albuquerque
010243	Mimbres Region Arts Council Post Office Box 1830 Silver City NM 88062	10,000	4/20/2001	10,000	for operating expenses associated with the delivery of arts services to Silver City and surrounding communities
010247	Mountain Arts Council Post Office Box 461 Sandia Park, NM 87047	8,000	4/20/2001	8,000	for operating expenses associated with providing arts services to the East Mountain communities
010250	Museum Details 1215 Las Lomas Road, N E Albuquerque, NM 87106	15,000	4/20/2001	15,000	to create exhibit replicas for use by the museum community for accessibility by the visually impaired
010350	Museum of Fine Arts Post Office Box 2087 Santa Fe, NM 87504-2087	13,500	6/15/2001	13,500	for an exhibit focusing on Emily Carr, Frida Kahlo and Georgia O'Keeffe

Marshall L. and Patricia D. McCune Charitable Foundation, Inc.
 EIN 85-0429439
 December 31, 2001

Grant Number	Organization Name	Grant Amount	Schedule Date	Payment Amount	Request Project Description
010828	Museum of New Mexico Foundation Post Office Box 2065 Santa Fe, NM 87504-2065	25,000	5/25/2001	25,000	to develop the area between the Museum of International Folk Art and Museum of Indian Arts and Culture into a museum complex
010252	Music from Angel Fire Post Office Box 502 Angel Fire, NM 87710	20,000	4/20/2001	20,000	for operating expenses associated with the 2001 performance season
010264	Musica Antigua de Albuquerque, Inc 1017 Roma, NE Albuquerque, NM 87106-4733	4,000	4/30/2001	4,000	for expenses associated with the presentation of medieval and renaissance music performances in Santa Fe and Los Alamos
010550	National Dance Institute of New Mexico Post Office Box 22988 Santa Fe, NM 87502-2988	100,000	2/9/2001	50,000	multiyear funding for general operating expenses
010279	New Mexico Dance Coalition Post Office Box 281 Santa Fe, NM 87504-0284	8,000	4/20/2001	8,000	for general operating expenses
010322	New Mexico Jazz Workshop Post Office Box 40330 Albuquerque, NM 87196	7,500	4/20/2001	7,500	for general operating expenses
010306	New Mexico New Deal Public Art Preservation Task Force Post Office Box 602 Santa Fe, NM 87504-0602	8,000	4/30/2001	8,000	for expenses associated with locating public art in schools and other public institutions created during the New Deal era
010323	New Mexico Symphony Orchestra Post Office Box 30208 Albuquerque, NM 87190-0208	40,000	4/20/2001	20,000	multiyear funding for general operating expenses
010295	New Mexico Tech Performing Arts Series Macey Center, 301 Leroy Place Socorro, NM 87801	15,000	4/20/2001	15,000	for expenses associated with providing arts services to the community

Marshall L. and Rose D. McCune Charitable Foundation, Inc.
 EIN 85-0429439
 December 31, 2001

Grant Number	Organization Name	Grant Amount	Schedule Date	Payment Amount	Request Project Description
010159	NEWART New Mexico 620 Charles Place N W Albuquerque, NM 87107	12,500	4/30/2001		to present the Whole World Children's Festival to provide young people and their families the opportunity to interact with cultural representatives from throughout the world
010331	Open Arts Foundation Suite H 1808 Second Street Santa Fe, NM 87505	25,000	4/20/2001	25,000	for general operating expenses
010326	Opera Unlimited, Inc 1226 Morningside, N E Albuquerque, NM 87110	10,000	4/30/2001	10,000	for general operating expenses
010341	Plan B Evolving Arts 1050 Old Pecos Trail Santa Fe, NM 87501	15,000	4/30/2001	15,000	for general operating expenses
010344	Popejoy Hall Center for the Arts University of New Mexico Albuquerque, NM 87131-3176	15,000	4/30/2001	15,000	for general operating expenses
010352	Ramah Historical Society Post Office Box 58 Ramah, NM 87321	6,000	4/30/2001	6,000	for completion of the storage and exhibit building and the salaries of local docents two days a week
010366	Roadrunner Arts Council Post Office Box 295 Quemado, NM 87829-0295	6,000	4/20/2001	6,000	to provide arts services to this very small, rural community
010371	Roswell Hispano Chamber of Commerce 426 N Main Roswell, NM 88201	5,300	4/20/2001	5,300	for expenses associated with a youth mariachi program

Grant Number	Organization Name	Grant Amount	Schedule Date	Payment Amount	Request Project Description
010379	Roswell Museum and Art Center 100 West Eleventh Street Roswell, NM 88201	24,000	4/20/2001	8,000	multiyear funding for the development of interpretive elements to assist in the preservation of collections which are currently installed in outmoded, potentially detrimental exhibits
010415	San Juan Symphony League, Inc Post Office Box 5381 Farmington, NM 87499-5381	10,000	4/20/2001	10,000	for the 2001 performance season
010383	Sangre de Cristo Chorale Post Office Box 4462 Santa Fe, NM 87502-4462	5,000	4/20/2001	5,000	for the continuation of the educational outreach to schools in northern New Mexico and for the purchase of choral risers
010391	Santa Fe Chamber Music Festival Post Office Box 2227 Santa Fe, NM 87504-2227	10,000	4/20/2001	10,000	for the 2001 performance season
010456	Santa Fe Community Orchestra PMB 211 551 W Cordova Road Santa Fe, NM 87505	6,000	4/20/2001	6,000	for general operating expenses associated with bringing free performances to communities throughout New Mexico. The orchestra is comprised of volunteer professional and amateur musicians
010404	Santa Fe Performing Arts School & Company Post Office Box 22372 Santa Fe, NM 87502-2372	24,000	4/20/2001	12,000	multiyear funding for general operating expenses
010405	Santa Fe Playhouse 142 East De Vargas Street Santa Fe, NM 87501	10,000	4/20/2001	10,000	to purchase a theatrical sound system
010406	Santa Fe Pro Musica Post Office Box 2091 Santa Fe, NM 87504-2091	10,000	4/20/2001	10,000	for the 2001 performance season
010402	Santa Fe Stage Company 100 North Guadalupe Santa Fe NM 87501	40,000	4/20/2001	20,000	multiyear funding for the 2001 and 2002 performance seasons

Grant Number	Organization Name	Grant Amount	Schedule Date	Payment Amount	Request Project Description
010408	Santa Fe Women's Ensemble, Inc 424 Kathryn Place Santa Fe NM 87501	5,000	4/20/2001	5,000	for the 2001 performance season
010409	Santa Fe Youth Symphony PMB 190, 551 W Cordova Road Santa Fe, NM 87501	10,000	4/20/2001	10,000	for general operating expenses
010418	Seniors Reaching Out Post Office Box 22461 Santa Fe NM 87501	7,500	4/20/2001	7,500	for general operating expenses
010851	Shakespeare in Santa Fe 1516 Pacheco Street Santa Fe, NM 87505	20,000	6/15/2001	20,000	for expenses associated with the 2001 productions
010421	Sierra County Arts Council Post Office Box 1924 Truth or Consequences, NM 87901	16,000	4/20/2001	8,000	multiyear to establish an art guild to provide arts services throughout Sierra County
010457	SITE Santa Fe 1606 Paseo de Peralta Santa Fe, NM 87501	15,000	4/20/2001	15,000	for the continuation of educational outreach to Monte del Sol Charter School
010433	Southwest Children's Theatre Productions 2537 Camino Estribo Santa Fe, NM 87505	3,000	4/20/2001	3,000	to purchase and create two new scenic backdrops for the theatre
010434	Southwest Repertory Theater Company Post Office Box 27409 Albuquerque, NM 87125	60,000	4/20/2001	30,000	multiyear funding for general operating expenses
010436	Spanish Colonial Arts Society Post Office Box 5378 Santa Fe, NM 87502-5378	10,800	4/20/2001	10,800	for general operating expenses and the youth awards presented at the annual Spanish Market

Marshall L. and Patricia D. McCune Charitable Foundation Inc
 EIN 85-0429439
 December 31 2001

Grant Number	Organization Name	Grant Amount	Schedule Date	Payment Amount	Request Project Description
010459	Spencer Theater for the Performing Arts Post Office Box 140 Alto, NM 88312-0140	4,000	4/20/2001		to establish a children's theater company for youth ages 6-15 years
010470	Taos Center for the Arts 133 Paseo del Norte Taos, NM 87571	12,000	4/20/2001	12,000	for general operating expenses associated with the reorganization and redefinition of purpose
010472	Taos Community Orchestra and Chorus Post Office Box 2422 TAos NM 87571-2422	18,000	4/20/2001	9,000	multiyear funding for orchestral and choral performances in Taos and Angel Fire, and to expand the youth music school to 80 students
010498	Taos Dance Post Office Box 1731 Taos, NM 87571	10,000	4/20/2001	10,000	for general operating expenses associated with the second annual Taos Dance Festival
010477	Taos Institute of Arts, Inc 108 Civic Plaza Drive Taos, NM 87571	5,000	4/20/2001	5,000	for general operating expenses
010479	Taos Talking Pictures Suite B 1337 Gusdorf Road Taos, NM 87571	15,000	4/20/2001	15,000	for general operating expenses associated with the annual talking picture festival to be held in Taos in April 2001
010215	The Land/an art site, Inc 419 Granite, N W Albuquerque, NM 87102	8,000	4/20/2001	8,000	to create a dialogue between artist, viewer, nature, and the internet via nine work sites established along the nature trail by various artists
010485	Theater Grottesco 551 Cordova Road, #8400 Santa Fe NM 87501	10,000	4/20/2001	10,000	for expenses associated with the production of an original work entitled "This is Lite as We Know It."
010486	Theaterwork Post Office Box 842 Santa Fe, NM 87504-0842	4,700	4/30/2001	4,700	to purchase office and video equipment used in advertising and promotion
010515	Vortex, Inc 2004-1/2 Central Avenue S E Albuquerque, NM 87106	7,500	4/20/2001	7,500	to purchase a new lighting system for the theatre

Marshall L. and Patricia D. McCune Charitable Foundation, Inc
 EIN 85-0429439
 December 31, 2001

Grant Number	Organization Name	Grant Amount	Schedule Date	Payment Amount	Request Project Description
010523	WHEELS Museum, Inc Post Office Box 747 Albuquerque NM 87103 0747	10 000	4/20/2001	10 000	for operating expenses associated with the development of the Santa Fe Railroad transportation museum
010836	Wheelwright Museum Post Office Box 5153 Santa Fe, NM 87502-5153	50 000	9/28/2001	50,000	Match funding for program expansion
010536	Window Project 66 911 Gold Avenue S W , #5 Albuquerque NM 87102	5,000	2/9/2001	5,000	for the creation of art installations in storefront windows of participating businesses
010525	Wise Fool New Mexico 2944 Calle Veracruz Santa Fe, NM 87505	8,000	4/20/2001	8 000	for general operating expenses
010577	Zevk Ensemble Post Office Box 107 Abiquiu NM 87510-0103	3 800	4/20/2001	3,800	for the continuation of the international storytelling and music provided to Rio Arriba County Schools and community organizations
Total Arts (90 items)		1,406,600		1 094 600	
<u>Education</u>					
010001	Abiquiu Public Library Post Office Box 838 Abiquiu, NM 87510-0838	8,000	4/20/2001	8,000	for operating expenses to continue providing library services and to expand hours and reach to the community
010112	Anansi Day School Post Office Box 985 El Prado, NM 87529	10,000	4/20/2001	10,000	for operating expenses associated with the charter school in Taos
010011	Angel Fire Community Library Post Office Box 298 Angel Fire, NM 87710-0298	5,000	4/20/2001	5,000	for expenses associated with the expansion of library services
010014	Anton Chico Elementary & Middle Schools Post Office Box 169 Anton Chico NM 87711	10,000	4/20/2001	10,000	to purchase materials to improve students' reading scores in an effort to provide academic improvement as assessed by the N M Dept of Education

Grant Number	Organization Name	Grant Amount	Schedule Date	Payment Amount	Request Project Description
010018	Art and Science Laboratory 369 Montezuma Avenue #312 Santa Fe, NM 87501	20,000	4/20/2001	20,000	for operating expenses
010028	Aztec Municipal Schools 1118 W Aztec Blvd Aztec NM 87410	7,000	4/30/2001	7,000	to develop and implement instructional units that use the arts to teach content across the curriculum
010541	Bridges Project for Education Post Office Box 308 Taos, NM 87571-0328	25,000	2/9/2001	25,000	for general operating expenses
010042	Brush Ranch School HC 73 Box 33 Terreno, NM 87573	12,500	4/20/2001	12,500	to upgrade computer hardware and software for internet capability
010047	Capitan Public Library Volunteer Organization Post Office Box 1169 Capitan, NM 88316	8,000	4/30/2001	8 000	to purchase land to expand the library or operating expenses for two years
010146	Cimarron Elementary School 132 N Collison Cimarron, NM 87714	15 000	4/20/2001	15 000	for the salary of a teacher to facilitate an environmental education curriculum
010062	City of Las Vegas Post Office Box 160 Las Vegas NM 87701	20,000	4/20/2001	20,000	for expenses associated with after school programs for Las Vegas area youth, grades K-12
010066	Clovis Community College 417 Scheppe Blvd Clovis, NM 88101	10,000	4/30/2001	10 000	for scholarships for distance learning students in surrounding rural communities
010070	Columbian Elementary School 700 North Second Street Raton, NM 87740	5,000	4/20/2001	5,000	for expenses associated with a unit of study entitled "Life in the 1800s," contrasting life then and now
010079	Columbus Village Library Post Office Box 270 Columbus, NM 88029	8,000	4/20/2001	8,000	for operating expenses

Marshall L. and Rose D. McCune Charitable Foundation, Inc.
 EIN 85-0429439
 December 31 2001

Grant Number	Organization Name	Grant Amount	Schedule Date	Payment Amount	Request Project Description
010076	Cuba Soil and Water Conservation District Post Office Box 250 Cuba, NM 87013	8,000	4/20/2001	8,000	for expenses associated with the establishment of an outdoor classroom for use by Cuba area schools
010081	David Cargo Public Library Post Office Box 638 Mora, NM 87732	8,000	4/20/2001	8,000	for operating expenses
010849	David Westphall Veterans Foundation, Inc Post Office Box 608 Angel Fire, NM 87710-0608	25,000	6/15/2001	25,000	for general operating expenses
010083	DeBaca Residents Council, Inc 521 Main Street Ft Sumner, NM 88119	10,000	4/20/2001	10,000	to establish a tutorial center for disadvantaged youth in Ft Sumner
010086	Direct Action for Youth Foundation Post Office Box 1071 Placitas, NM 87043	20,000	4/20/2001	20,000	multiyear funding for the salary of a part-time administrative director and for expenses associated with providing after school tutoring to students at Turquoise Trail Elementary School in Santa Fe
010135	Dora School Library Post Office Box 327 Dora, NM 88115	7,000	4/20/2001	7,000	to expand the book collection of the joint elementary and high school library
010089	Durango Nature Studies Post Office Box 3808 Durango, CO 81302	8,000	4/30/2001	8,000	for continued development of the "Wild about Wildlife" curriculum for use by second and fourth grade teachers in northwestern New Mexico
010093	Earth's Birthday Project Post Office Box 1536 Santa Fe, NM 87504-1536	10,000	4/20/2001	10,000	for the Blue Morpho Project 2002 linking northern New Mexico fourth and fifth grade students with like students in Belize to share life science learning through intercultural exchange
010095	Ecumenical Youth Project 5520 Milpa Road, S E Deming, NM 88030	8,000	4/20/2001	8,000	for expenses associated with the after school program for youth in the Deming community
010839	El Rito Public Library Post Office Box 5 El Rito, NM 87581-0005	4,000	9/28/2001	4,000	to expand the Family Resource Center providing the community free books and videos on health, social services, and youth issues

Marshall L. and Patricia D. McCune Charitable Foundation, Inc
 EIN 85-0429439
 December 31, 2001

Grant Number	Organization Name	Grant Amount	Schedule Date	Payment Amount	Request Project Description
010136	Eleanor Daggett Public Library Post Office Box 795 Chama NM 87520	6,000	4/20/2001	6,000	to purchase computers for the administration of the library
010099	Embudo Valley Library Post Office Box 310 Dixon, NM 87527	8,000	4/20/2001	8,000	for operating expenses
010106	Espanola Public Schools 714 Don Diego Espanola, NM 87532	5,000	4/20/2001	5,000	for materials to establish outdoor classrooms in five Espanola area elementary schools
010139	Esperanza Elementary School 4501 Wildflower Drive Farmington, NM 87401	8,000	4/20/2001	8,000	for expenses associated with the establishment of a summer learning program for disadvantaged students needing special tutoring and academic assistance
010153	Foundation for the Santa Fe Community College 6401 Richards Avenue Santa Fe NM 87508	15,000	4/30/2001	15,000	for operating expenses associated with the Youth Leadership Academy
010162	Friends of the Aztec Public Library 201 W Chaco Aztec, NM 87410	2,500	4/20/2001	2,500	for expenses associated with the 4th Annual UFO Crash at Aztec Banquet/Symposium
010148	Friends of the Rio Grande Nature Center 2901 Candelaria, N W Albuquerque NM 87107	5,000	4/20/2001	5,000	for Bosque Buddies, an environmental education program serving disadvantaged elementary school students attending Title I schools in Albuquerque
010178	Guadalupe Montessori School 1731 N Alabama Street Silver City, NM 88061	8,000	4/20/2001	8,000	to upgrade school landscaping
010193	Hermosa Middle School 2200 Sunset Avenue Farmington, NM 87401	8,000	4/20/2001	8,000	to establish an after school tutoring program
010198	Institute of American Indian Arts 83 Avan Nu Po Road Santa Fe NM 87508	12,000	4/20/2001	12,000	for general operating expenses

Grant Number	Organization Name	Grant Amount	Schedule Date	Payment Amount	Request Project Description
010210	Kids' Garden Project Post Office Box 351 El Prado, NM 87529	4,000	2/9/2001	4,000	to continue school gardens in two public elementary schools in Taos
010221	La Plaza Telecommunity Suite F 224 Cruz Alta Taos, NM 87571	10,000	4/20/2001	10,000	to facilitate a no cost internet access for computers and information technology to two northern New Mexico nonprofit organizations
010238	Laubach Literacy International 1320 Jamesville Avenue Syracuse, NY 13210	8,000	4/20/2001	8,000	for distribution of books and other educational materials to organizations providing literacy services in New Mexico
010222	Let's Read Inc Post Office Box 1094 Española NM 87532-1094	6,000	4/20/2001	6,000	for general operating expenses
010237	Literacy Volunteers of America- Cibola County Post Office Box 306 Grants, NM 87020	6,000	4/20/2001	6,000	for general operating expenses
010224	Literacy Volunteers of America- Socorro County Post Office Box 1431 Socorro, NM 87801-1431	6,000	4/30/2001	6,000	for general operating expenses
010236	Little Folks Day Care Center Post Office Box 1214 Navajo, NM 87328	8,000	4/20/2001	8,000	for expenses associated with teacher training and professional development
010225	Logan Municipal School Post Office Box 67 Logan NM 88426	8,000	4/20/2001	8,000	for the enhancement of the horticulture program
010227	Loretto Tutor Team Post Office Box 28814 Santa Fe, NM 87592-8814	15,000	4/20/2001	15,000	for operating expenses
010574	Mentor Group 661 Galisteo #3 Santa Fe, NM 87501	5,000	4/20/2001	5,000	to provide mentoring services to Native American college students so that they may remain in school

Grant Number	Organization Name	Grant Amount	Schedule Date	Payment Amount	Request Project Description
010255	Mentoring New Mexico Inc Post Office Box 2391 Santa Fe NM 87504 2391	10,000	4/20/2001	5 000	multiyear funding for expenses associated with one on-one mentoring for students in Santa Fe
010245	Monte del Sol Charter School Post Office Box 4068 Santa Fe, NM 87502-4068	15,000	4/20/2001	15,000	for expenses associated with the relocation of the school
010248	Moriarty Community Library Post Office Drawer 130 Moriarty, NM 87035	8,000	4/20/2001	8,000	to purchase furniture and equipment for the new library facility
010269	National College of Midwifery Post Office Drawer SSS Taos, NM 87571	7 000	4/20/2001	7,000	for the salary of a part-time clerk
010266	Native American Preparatory School Suite C3 2019 Galisteo Street Santa Fe, NM 87505	25,000	4/20/2001	25,000	match funding to establish a scholarship program fund
010286	New Mexico Bureau of Mines & Mineral Resources 801 Leroy Place Socorro, NM 87801	15,000	4/20/2001	15,000	for expenses associated with the first annual New Mexico Decision-Makers Earth Science Field Conference to be held in Santa Fe addressing water watershed, and land use issues
010282	New Mexico Business Roundtable for Educational Excellence f/k/a N M Foundation for Educational Excellence 20 First Plaza, N W #303 Albuquerque, NM 87102	25,000	4/20/2001	25,000	for the continuation of the creation of a statewide business collaborative to promote public school improvement
010575	New Mexico Center for the Book 310 Read Street Santa Fe, NM 87501	5 000	4/20/2001	5,000	for expenses associated with providing a statewide resource center for literacy
010310	New Mexico Literary Arts HC 69, Box 20H Sapello NM 87745	6 000	4/20/2001	6 000	to provide poetic outreach to students via a web site, video production, and instruction to students at Taos High School, Robertson High School and West Las Vegas High School

Grant Number	Organization Name	Grant Amount	Schedule Date	Payment Amount	Request Project Description
010288	New Mexico PIRG Education Fund Post Office Box 40173 Albuquerque, NM 87196	25,000	4/20/2001	25 000	for general operating expenses
010285	New Mexico Science and Engineering Fair 801 Leroy Place Socorro, NM 87801	12,000	4/20/2001	12,000	for expenses associated with the Science and Engineering Fair and Science Olympiad for New Mexico students, grades 6-12
010287	New Mexico State University Dept of Theatre Arts MSC 3072 Post Office Box 30001 Las Cruces NM 88003-8001	10,000	4/20/2001	10,000	to present a theatre production of "The Odyssey" to approximately 7,000 elementary school students in the Las Cruces, Gadsden and Hatch School Districts, and for a production of "Antigone" for middle school students
010294	New Mexico State University MSC 3-F, New Mexico State University Las Cruces, NM 88003	12,000	4/20/2001	12 000	to present a new American opera entitled "Sara McKinnon" to middle and high school students in the Las Cruces, Gadsden, and Hatch School Districts
010300	North American College of Botanical Medicine 1116 Park Avenue S W Albuquerque, NM 87102-2941	8 000	4/20/2001	8 000	for operating expenses associated with the education of health care professionals in the safe use of herbs
010301	NorthEastern New Mexico Educational Foundation, Inc 130 Park Avenue Raton, NM 87740	10,000	4/20/2001	10 000	to expand the computer lab and for the salary of a student support provider
010397	Pueblo of Zuni Zuni Public Library Post Office Box 339 Zuni, NM 87327-0399	8,000	4/20/2001	8,000	to provide educational services to the reservation population
010353	Raton Catholic School 401 South Fourth Street Raton, NM 87740	10,000	4/30/2001	10,000	to replace school equipment which has been in use since 1954
010357	Red River Valley Educational Foundation Post Office Box 5 Red River, NM 87558	7,500	4/20/2001	7,500	to purchase a used portable classroom for use as a resource center

Marshall L. and F. Marie D. McCune Charitable Foundation Inc
 EIN 85-0429439
 December 31, 2001

Grant Number	Organization Name	Grant Amount	Schedule Date	Payment Amount	Request Project Description
010358	Red Rock Elementary School 1305 Red Rock Drive Gallup, NM 87301	10,000	4/20/2001	10,000	to work in collaboration with various local day care centers to establish an after school program
010367	Roots and Wings Community School Post Office Box 320 El Prado, NM 87529	8,000	4/20/2001	8,000	for expenses to build a greenhouse, community garden, goat pen, and chicken coop for use by students, ages 10-14 years
010368	Roy Child Care Center Post Office Drawer 430 Roy, NM 87743	5,000	2/9/2001	5,000	for general operating services
010390	Santa Fe Children's Museum 1050 Old Pecos Trail Santa Fe, NM 87501	90,000	4/20/2001	30,000	multiyear funding for general operating expenses
010449	Santa Fe Council on International Relations Suite D 227 East Palace Avenue Santa Fe, NM 87501	4,000	4/20/2001	4,000	to continue the community lecture series
010527	Santa Fe Macintosh User Group 825 Calle Mejia #731 Santa Fe, NM 87501	3,800	6/15/2001	3,500	to purchase media equipment for use in workshops and presentations to the community and the Santa Fe Public Schools
010832	Santa Fe Preparatory School 1101 Camino de la Cruz Blanca Santa Fe, NM 87501-4596	225,000	6/25/2001	75,000	Match funding for expansion of the student center
010403	Santa Fe School for the Arts 5912 Jaguar Road Santa Fe, NM 87507	10,000	4/20/2001	10,000	for operating expenses
010846	Santa Fe School for the Arts 5912 Jaguar Road Santa Fe, NM 87507	30,000	6/15/2001	30,000	for expenses associated with renovation of the facility
010410	Santa Rosa Elementary School 658 5th Street Santa Rosa, NM 88435	10,000	4/20/2001	10,000	for materials associated with the Accelerated Reading program

Marshall L. and Rosemary D. McCune Charitable Foundation, Inc.
 EIN 85-0429439
 December 31, 2001

Grant Number	Organization Name	Grant Amount	Schedule Date	Payment Amount	Request Project Description
010411	Santa Rosa High School 717 3rd Street Santa Rosa, NM 88435	5,000	4/20/2001	5,000	to establish a student golf program
010412	Santa Rosa High School 717 3rd Street Santa Rosa, NM 88435	10,000	4/20/2001	10,000	to purchase materials for the Accelerated Reader Program
010424	Socorro Public Library 401 Park Street Socorro, NM 87801	10,000	4/20/2001	5,000	multiyear funding for the expansion of the youth summer reading program to three additional rural sites
010426	Southwest Desert Sustainability Project Post Office Box 126 Deming, NM 88031-0126	10,000	4/20/2001	10,000	to establish a living school to teach skills in sustainable design and building
010435	Southwestern College Post Office Box 4788 Santa Fe, NM 87502-4788	10,000	4/30/2001	10,000	to continue the self-study process for accreditation
010442	St Edward School 805 Walter Carlsbad, NM 88220	10,000	4/20/2001	10,000	to replace external doors which no longer meet fire and safety codes
010555	St Francis Cathedral School 213 Cathedral Place Santa Fe NM 87501	3,600	2/9/2001	3,600	to provide a weekly session of Rhythm and Moves program for 36 weeks to fourth grade students
010443	St John's College 1160 Camino Cruz Blanca Santa Fe, NM 87501	45,000	4/20/2001	15,000	multiyear funding for scholarships for New Mexico students
010455	St Joseph Mission School Post Office Box 370 San Fidel, NM 87049	7,000	4/20/2001	7,000	for replacement of the roof in the computer lab/library
010440	STAR AXIS Post Office Box 1453 Las Vegas, NM 87701-1453	12,500	4/20/2001	12,500	for the completion of an astronomy project open to the public for viewing the Earth's axis
010478	Taos Municipal School District 213 Paseo del Canon Taos NM 87571	20,000	4/20/2001	20,000	to expand the current School Age Child Care and Family Support Program for children, ages 5-8 years

Marshall L. and Patricia D. McCune Charitable Foundation, Inc
 EIN 85-0429439
 December 31, 2001

Grant Number	Organization Name	Grant Amount	Schedule Date	Payment Amount	Request Project Description
010481	Think New Mexico 1227 Paseo de Peralta Santa Fe NM 87501	80,000	4/20/2001	40,000	multiyear funding for general operating expenses
010487	Tony E Quintana Sombrillo Elementary School Rt 3 Box 132A Española, NM 87532	12,000	4/30/2001	12,000	for the purchase of reading materials for use by students who are reading below grade level, and to purchase band instruments and music for needy students
010490	Truth or Consequences Public Library 325 Library Lane Truth or Consequences, NM 87901	8 000	4/20/2001	8 000	to purchase computer hardware and software for use in the Public Resource/Educational Center
010043	University of New Mexico Camino Real Project, Inc 439 Camino Monte Vista Santa Fe, NM 87501	15,000	4/20/2001	15,000	for the completion of the two hour documentary film concerning Spain's most important contributions to the culture, economy and society of the American West
010506	University of New Mexico General Library Office of Development and Public Affairs Albuquerque, NM 87131-1466	10 000	4/20/2001	10 000	to purchase 80 map cases to store a collection of Latin American political posters
010516	University of New Mexico- Valencia Campus 280 La Entrada Los Lunas, NM 87031	10,000	4/20/2001	10,000	to purchase playground equipment for the new child development center
010514	Valley Community Library, Inc Post Office Box 1297 Anthony, NM 88021	8,000	4/20/2001	8,000	for the partial salary of a Librarian/Library Director
010532	Western New Mexico University Post Office Box 1158 Silver City, NM 88062	10,000	4/20/2001	10,000	match funding for the purchase of a concert grand piano for the campus Fine Arts Center Theatre

Marshall L. and Patricia D. McCune Charitable Foundation Inc
 EIN 85-0429439
 December 31 2001

Grant Number	Organization Name	Grant Amount	Schedule Date	Payment Amount	Request Project Description
010537	Western New Mexico University - Silver City International Film Society Post Office Box 1569 Silver City, NM 88062-1569	10,000	4/20/2001	10,000	for expenses associated with an honorarium and purchase of special film equipment to view the film maker's film
010529	Wordplay, Inc 4611 Ridgecrest Circle, S E Albuquerque, NM 87108	5,000	4/20/2001	5,000	for scholarships for disadvantaged children who are interested in the after school foreign language program
010333	Yaxche School, Inc 4100 NDCBU 123 Manzanares Street Taos, NM 87571	10,000	4/30/2001	10,000	for expenses associated with providing professional education advice to parents concerning the curriculum for home schooled children
010242	Youth Services, Inc 720 S Nickel Street Deming NM 88030	5,000	4/20/2001	5,000	for the development of a community music education program for children, preschool through grade 5
Total Education (95 items)		1,365,400		1,075,400	
<u>Environment</u>					
010114	All Species Project 121b Camino Escondido Santa Fe, NM 87501	15,000	4/20/2001	15,000	to expand the skill-based ecological educational outreach to students throughout New Mexico. The program will culminate with a public celebration in May 2002.
010116	Amigos Bravos Post Office Box 238 Taos, NM 87571	25,000	4/30/2001	25,000	for general operating expenses associated with conservation of water resources and mining issues in the state of New Mexico
010013	Animal Protection of New Mexico Post Office Box 1215 Santa Fe, NM 87504-1215	10,000	4/20/2001	10,000	for expenses associated with the Wildlife Diversity Campaign which seeks to identify and establish alternative funding sources for wildlife conservation programs aimed at preserving the diversity of the state's wildlife species
010022	Artesia Main Street, Inc Post Office Box 1635 Artesia, NM 88211-1635	23,500	4/20/2001	23,500	for expenses associated with the renovation of the Main Street entrance to the Heritage Walkway and Plaza used for community events
010121	Center for Biological Diversity Post Office Box 710 Tucson, AZ 85702-0710	10,000	4/20/2001	10,000	for the continuation of the New Mexico Forest Program intended to help restore the ecological integrity of the state's forested ecosystems

Grant Number	Organization Name	Grant Amount	Schedule Date	Payment Amount	Request Project Description
010131	Center for Science in Public Participation 224 North Church Avenue Bozeman, MT 59715	15,000	4/30/2001	15,000	to provide technical assistance to New Mexico public interest groups assessing mining environmental issues to ensure good reclamation plans and bonds at all New Mexico mines
010054	Central Millennium Partnership Suite 203 600 Central Avenue, S E Albuquerque, NM 87102	25,000	4/20/2001		for expenses associated with MainStreet activities and urban environment enhancement to assist community participation in several downtown Albuquerque neighborhoods
010054	Central Millennium Partnership Suite 203 600 Central Avenue, S E Albuquerque, NM 87102	25,000	12/31/2001	(25,000)	for expenses associated with MainStreet activities and urban environment enhancement to assist community participation in several downtown Albuquerque neighborhoods
010054	Central Millennium Partnership Suite 203 600 Central Avenue S E Albuquerque NM 87102	25,000	4/30/2001	25,000	for expenses associated with MainStreet activities and urban environment enhancement to assist community participation in several downtown Albuquerque neighborhoods
010067	Coalition for Clean Affordable Energy Post Office Box 31683 Santa Fe NM 87594-1683	10,000	4/20/2001	10,000	for operating expenses associated with the programs offered to New Mexico citizens concerning the deregulation of New Mexico's electric utility industry
010071	Concerned Citizens for the Mimbres Basin Aquifer 5520 Milpa Road, S.E Deming NM 88030	10,000	4/20/2001		to establish a water planning committee for Grant and Luna Counties
010072	Confradia de Nuestro Padre Jesus Nazareno de Alcalde Post Office Box 856 San Juan Pueblo, NM 87566	14,000	4/20/2001	14,000	to make needed repairs to historical buildings used by penitentes
010543	Cornerstones Community Partnerships Post Office Box 2341 Santa Fe, NM 87504-2341	75,000	2/9/2001	25,000	multiyear funding for materials to assist communities where historical building restoration technical assistance is provided

Marshall L. and Rosalie D. McCune Charitable Foundation, Inc.
 EIN 85 0429439
 December 31, 2001

Grant Number	Organization Name	Grant Amount	Schedule Date	Payment Amount	Request Project Description
010087	Dixon Animal Protection Society Post Office Box 96 Dixon, NM 87527	10,000	4/20/2001	10,000	for operating expenses associated with the 'no kill' animal shelter services to the Dixon, Mora, Taos, Penasco, Las Vegas, Santa Fe, and Espanola communities
010094	Earth Works Institute #400 County Road 55 A Santa Fe, NM 87010	10,000	4/20/2001	10,000	for the continuation of environmental educational services to area schools, and for the production of a video featuring watershed rehabilitation
010573	Ecology and Law Institute Post Office Box 22488 Santa Fe, NM 87502-2488	5,000	4/20/2001	5,000	to complete the economic benefits study of the full reclamation plan for closure of the MolyCorp Mine near Questa
010103	El Valle de Arroyo Seco Post Office Box 1160 Santa Cruz, NM 87567 1160	7,000	4/20/2001	7,000	for the development of educational outreach materials for distribution to northern Santa Fe County residents concerning water resources
010105	Environmental Defense 2334 North Broadway Boulder, CO 80304	12,000	4/20/2001	12,000	for expenses associated with the reduction of pollutants from the Four Corners Power Plant, located on tribal lands in northern New Mexico
010545	Foothills Trails Trust, Inc. 6512 Horseshoe Drive Cochiti Lake, NM 87083	90,000	2/9/2001	90,000	for expenses associated with the design and construction of over 15 miles of foothills trails northeast of Santa Fe to serve hikers and bicyclists
010158	Forest Guardians 312 Montezuma Avenue, Suite A Santa Fe, NM 87501	15,000	4/27/2001	15,000	for expenses associated with the continued monitoring of water resources in the Rio Grande
010176	Gila Resources Information Project 306 N Cooper Street Silver City, NM 88061	12,000	4/20/2001	12,000	for the continuation of air quality monitoring of the Hurley copper smelter and to promote smart growth policies at the county level
010182	Hawks Aloft, Inc. Post Office Box 10028 Albuquerque, NM 87184-0028	12,500	4/20/2001	12,500	for the continuation of the "Living with the Landscape - Building a Future for Communities and Wildlife" program presented in northern New Mexico
010214	La Jicarita News Box 6 El Valle Route Chamisal, NM 87521	10,000	4/20/2001	10,000	for expenses associated with the publication of a monthly newspaper advocating the use of sustainable private and public land and water resources

Marshall L. and Rosemary D. McCune Charitable Foundation, Inc.
 EIN 85-0429439
 December 31, 2001

Grant Number	Organization Name	Grant Amount	Schedule Date	Payment Amount	Request Project Description
010217	Land and Water Fund of the Rockies Suite 200 2260 Baseline Road Boulder, CO 80305	20,000	4/20/2001	20,000	to continue to provide technical assistance to the Alliance for Rio Grande Heritage water consortium
010216	Land Trust Alliance Suite 500 115 North Fifth Street Grand Junction, CO 81501	7,500	4/20/2001	7,500	to continue to provide technical assistance to New Mexico land trusts
010241	Malpai Borderlands Group Post Office Drawer 3536 Douglas, AR 85608	10,000	4/20/2001	10,000	for expenses associated with the technical assistance to the grass bank program in southern New Mexico
010261	Mineral Policy Center Suite 808 1612 K Street, N W Washington, DC 20006	7,500	4/20/2001	7,500	for the New Mexico Circuit Rider program which provides technical assistance to communities concerning the environmental and social impacts of mining
010260	Monsoon Art Post Office Box 8623 Santa Fe, NM 87504-8623	1,400	4/20/2001	1,400	to create an outdoor sculptural installation of "missiles" created from earth and seeds which will erode with the monsoon transforming the arsenal into a desert garden
010309	National Parks Conservation Association 823 Gold Avenue, S W Albuquerque, NM 87102	45,000	4/20/2001	15,000	multiyear funding for general operating expenses for the Southwest Region Office
010833	Nature Conservancy Suite 200 212 E Marcy Street Santa Fe, NM 87501	25,000	5/25/2001	25,000	Match funding for the development of the Santa Fe Canyon Preserve
010289	New Mexico Association of Conservation Districts 163 Trail Canyon Road Carlsbad, NM 88220	10,000	4/20/2001	10,000	for general operating expenses
010539	New Mexico Community Foundation 343 E Alameda Street Santa Fe, NM 87501-2229	75,000	2/9/2001	75,000	for operating expenses associated with the protection and restoration of the Rio Grande in its upper basin

Marshall L. and Patricia D. McCune Charitable Foundation, Inc.
 EIN 85-0429439
 December 31, 2001

Marshall L. and Patricia D. McCune Charitable Foundation, Inc
 EIN 85-0429439
 December 31, 2001

Grant Number	Organization Name	Grant Amount	Schedule Date	Payment Amount	Request Project Description
010567	New Mexico Community Foundation 343 E Alameda Street Santa Fe, NM 87501-2229	18,900	4/20/2001	18,900	match funding for the liaison position linking collaborative water organizations
010280	New Mexico Environmental Law Center 1405 Luisa Street #5 Santa Fe NM 87505	70,000	4/20/2001	35,000	multiyear funding for the continuation of the free or low cost legal representation and advice to citizens trying to protect their communities from environmental degradation and waste of resources
010281	New Mexico Forestry Division Post Office Box 458 Bernalillo, NM 87004	10,000	4/20/2001	10,000	to continue the Forest Re-Leaf Program to assist schools, cities and counties by providing trees to plant throughout New Mexico
010552	New Mexico Mining Act Network 1405 Luisa Street, Suite 5 Santa Fe, NM 87505	100,000	2/9/2001	50,000	for expenses associated with the enforcement of the New Mexico Mining Act
010896	New Mexico Mining Act Network 1405 Luisa Street Suite 5 Santa Fe, NM 87505	11,000	9/28/2001	11,000	for operating expenses associated with the enforcement of the New Mexico Mining Act and to establish the highest possible standards of interpretation of its environmental criteria
010312	New Mexico Wilderness Alliance Post Office Box 25464 Albuquerque, NM 87125	10,000	4/30/2001	10,000	for expenses associated with proactive measures dedicated to the protection and restoration of wild lands and wilderness areas
010296	New Mexico Wildlife Association Post Office Box 1359 Edgewood, NM 87015	20,000	4/20/2001	20,000	for the salary of the Executive Director to continue to provide wildlife education services statewide
010351	Quivira Coalition 551 Cordova Road #423 Santa Fe, NM 87501	50,000	4/20/2001	25,000	multiyear funding for general operating expenses
010362	Rio Grande Community Farms Suite 562 2400 Rio Grande Boulevard Albuquerque, NM 87104	15,000	4/20/2001	15,000	for operating expenses and match funding for the purchase of a drip irrigation system and other garden supplies used by the community farms

Grant Number	Organization Name	Grant Amount	Schedule Date	Payment Amount	Request Project Description
010363	Rio Grande Restoration Post Office Box 1612 El Prado, NM 87529	20,000	4/20/2001	20,000	for expenses associated with the river protection advocacy and educational outreach to primary and secondary school students
010364	Rio Tesuque Land Alliance Post Office Box 88 Tesuque, NM 87574	8,000	4/20/2001	8,000	for general operating expenses
010838	Santa Fe Water Coalition Post Office Box 7300 Tesuque, NM 87574 7300	5,000	6/15/2001	5,000	for general operating expenses associated with water conservation in Santa Fe
010420	Sevilleta National Wildlife Refuge Post Office Box 1248 Socorro, NM 87801-1248	15,000	4/20/2001	15,000	for the salary of a seasonal employee to act as liaison to New Mexico schools
010429	Southern Rockies Agricultural Land Trust Post Office Box 598 Capitan, NM 88316	25,000	4/20/2001	12,500	multiyear funding to provide education outreach concerning conservation easements to control development of agricultural lands
010427	Southwest Environmental Center 1494A South Solano Drive Las Cruces, NM 88001	40,000	4/20/2001	20,000	multiyear funding for general operating expenses
010895	Southwest Research and Information Center Post Office Box 4524 Albuquerque, NM 87106	5,000	9/28/2001	5,000	for the campaign to raise national awareness about and health and environmental risks associated with the proposed uranium solution mining in the Navajo communities of Church Rock and Crownpoint
010476	Taos Land Trust Post Office Box 376 Taos, NM 87571-0376	24,000	4/20/2001	12,000	multiyear funding for general operating expenses
010499	Taos Valley Acequia Association 5672 NDCBU Taos, NM 87571	30,000	4/20/2001	15,000	multiyear funding for general operating expenses
010560	TAP Water Santa Fe 126 E. De Vargas Santa Fe, NM 87501	25,000	2/9/2001	25,000	for expenses associated with the education outreach concerning the present water crisis in Santa Fe

Grant Number	Organization Name	Grant Amount	Schedule Date	Payment Amount	Request Project Description
010561	Trust for Public Land 418 Montezuma Avenue Santa Fe, NM 87501	40,000	4/20/2001	40,000	for the salary of the state director and a GIS for land and water conservation purposes
010519	Upper Gila Watershed Alliance Post Office Box 383 Gila, NM 88038	10,000	4/20/2001	10,000	for expenses associated with capacity building to work more effectively on issues and projects affecting the long term health of the watershed
010510	Vecinos del Rio Post Office Box 1496 San Juan Pueblo, NM 87566	10,000	4/20/2001	10,000	for general operating services associated with the citizens' initiative for responsible mining
010107	Vecinos del Rio Estaca Church Project Post Office Box 1496 San Juan Pueblo, NM 87566-1120	5,000	4/20/2001	5,000	to collect oral histories related to the inclusion of the church in the state and national registers of historic places
010512	Village of Angel Fire Post Office Box 610 Angel Fire, NM 87710	15,000	4/20/2001	15,000	for the purchase of a leak detector for the community's water system
010522	Western Environmental Law Center Post Office Box 1507 Taos, NM 87571	12,000	4/30/2001	12,000	for general operating expenses associated with legal services to environmental grassroots and community groups
010562	Western Water Policy Transition Project 824 Gold Avenue, S W Albuquerque NM 87102	25,000	2/9/2001	25,000	for expenses associated with the preparation of a transition report addressing long term coordinated strategies for more sustainable and equitable uses of western water
010538	Wilderness Society, Four Corners Regional Office Suite 410 7475 Dakin Street Denver, CO 80221	10,000	4/30/2001	10,000	to strengthen and expand local coalition to effectively advocate for the preservation of New Mexico through the protection of its cultural and natural resources
Total Environment (59 items)		1,296,300		996,800	

Health

Grant Number	Organization Name	Grant Amount	Schedule Date	Payment Amount	Request Project Description
010584	Alzheimer's Association New Mexico Chapter Suite 102 8100 Mountain Road, N E Albuquerque, NM 87110	10,000	9/28/2001	10,000	for general operating expenses
010540	American Cancer Society, Southwest Division, Inc 531 Harkle Road, Suite B Santa Fe, NM 87505	50,000	2/9/2001	50,000	for general operating expenses associated with free of charge program delivery to cancer patients and their families in northern New Mexico
010844	Angel Flight West-New Mexico Wing 3237 Donald Douglas Loop Santa Monica, CA 90405	12,000	9/28/2001	12,000	for expenses associated with providing free air transportation to allow New Mexico residents access to quality medical services outside of the state regardless of socioeconomic or geographic circumstances
010671	Health Action New Mexico Post Office Box 40119 Albuquerque, NM 87196-0119	10,000	9/28/2001	10,000	for general operating expenses associated with health consumer advocacy services provided to citizens throughout the state
010681	Hot Springs Healing Arts Center Post Office Box 584 Truth or Consequences, NM 87901-0584	15,000	9/28/2001	15,000	for general operating expenses
010688	Kusinara Post Office Box 317 Gila, NM 88038	12,000	9/28/2001	12,000	for expenses associated with the production of a Cooperative Care manual and workshop to provide networking for individuals and families concerning how to deal with the many phases of serious illnesses
010690	La Familia Medical Center Post Office Box 5395 Santa Fe, NM 87501-5395	150,000	9/28/2001	50,000	multiyear funding for general operating expenses
010834	Lovelace Respiratory Research Institute Post Office Box 5890 Albuquerque, NM 87185-5890	100,000	7/9/2001	50,000	Match funding for a new laboratory addition
010698	Mobile Pediatrics Post Office Box 779 Tesuque, NM 87574-0779	10,000	9/28/2001	10,000	for expenses associated with providing pediatric services to children in remote areas of New Mexico

Marshall L. and Rosemary D. McCune Charitable Foundation Inc
 EIN 85-0429439
 December 31 2001

Grant Number	Organization Name	Grant Amount	Schedule Date	Payment Amount	Request Project Description
010556	Santa Fe Health Education Project Post Office Box 577 Santa Fe, NM 87504-0577	5,000	2/9/2001	5,000	for expenses associated with the annual Women's Wellness Retreat
010763	Santa Fe Project Access 1620 Hospital Drive Santa Fe, NM 87505	25,000	9/28/2001	25,000	start up funding for expenses associated with providing medical services to low income, uninsured Santa Fe County residents
010559	Southwest C A R E Center Suite E 649 Harkle Road Santa Fe, NM 87505	50,000	2/9/2001	50,000	for renovation expenses to the medical care facility to meet state and federal requirements
010815	University of New Mexico Foundation Young Children's Health Center 306-A San Pablo, S E Albuquerque, NM 87108	70,000	9/28/2001	35,000	multiyear funding to establish a medical home for deaf citizens in the Santa Fe and Albuquerque areas
010805	Villa Therese Catholic Clinic 219 Cathedral Place Santa Fe, NM 87501	30,000	9/28/2001	15,000	multiyear funding for general operating expenses
Total Health (14 items)		549,000		349,000	
<u>Santa Fe Public Schools</u>					
010407	Agua Fria Elementary School 3160 Agua Fria Street Santa Fe, NM 87501	900	4/20/2001	900	for the youth summer algebra class
010124	Atalaya Elementary School 721 Camino Cabra Santa Fe, NM 87501	1,400	2/9/2001	1,400	for the salaries of two musicians who will compose the music for an opera being produced and presented by 3rd and 4th grade students
010046	Capital High School 4851 Paseo del Sol Santa Fe, NM 87505	9,000	4/20/2001	9,000	to establish an orchestral string department
010074	Cooking with Kids 3508 Camino Jalisco Santa Fe, NM 87507	8,000	4/20/2001	8,000	multiyear funding to continue the program in the Santa Fe Public Schools improving children's nutrition via hand-on learning about culturally diverse foods that are healthy and appealing

Marshall L. and Patricia D. McCune Charitable Foundation, Inc.
 EIN: 85-0429439
 December 31, 2001

Grant Number	Organization Name	Grant Amount	Schedule Date	Payment Amount	Request Project Description
010542	Council for Educational Improvement Unit C 3023 Cielo Court Santa Fe, NM 87507	150,000	2/9/2001	150,000	for general operating expenses
010321	Santa Fe High School 2100 Yucca Road Santa Fe NM 87505	4,500	2/9/2001	2,050	for stipends to teachers attending the vertical team Advance Placement New Mexico training
010398	Santa Fe High School 2100 Yucca Road Santa Fe, NM 87505	12,000	4/20/2001	12,000	to purchase equipment for the culinary arts program
010321	Santa Fe High School 2100 Yucca Road Santa Fe, NM 87505	4,500	12/31/2001	(2,050)	for stipends to teachers attending the vertical team Advance Placement New Mexico training
010321	Santa Fe High School 2100 Yucca Road Santa Fe NM 87505	4,500	2/9/2001	2,050	for stipends to teachers attending the vertical team Advance Placement New Mexico training
010557	Santa Fe High School Track Boosters 18 Ravens Ridge Road Santa Fe, NM 87505	30,000	2/9/2001	30,000	for expenses associated with expanding and resurfacing the school track
010558	Santa Fe Public Schools Administration 610 Alta Vista Santa Fe, NM 87505	50,000	2/9/2001	50,000	for the salary of a Coordinator of Public Information and Communications
011000	Santa Fe Public Schools Memorial Education Fund 345 E Alameda Street Santa Fe, NM 87501-2229	75,000	9/28/2001	75,000	Funding for mini-grants to Santa Fe Public Schools District teachers
010454	Santa Fe Skaters Association Post Office Box 2895 Santa Fe, NM 87504 2895	30,000	4/30/2001	30,000	for the Skating in the Schools program in 4-6 area schools in an effort to provide physical education activity no longer available in the schools

Marshall L. and Phyllis D. McCune Charitable Foundation Inc
 EIN 85-0429439
 December 31 2001

Grant Number	Organization Name	Grant Amount	Schedule Date	Payment Amount	Request Project Description
010422	Sillas del Mundo 1615 Camino Porvenir Santa Fe NM 87501	4,500	2/9/2001	4,500	for the continuation of the chair making education project at Kaune Elementary School
010495	Turquoise Trail Elementary School 13A San Marcos Loop Santa Fe, NM 87505	8,000	4/30/2001	8,000	for a bookmobile that will bring books out into the community to provide an increased opportunity for parents and children to read together
010232	Youth Works' 551 W Cordova Road, #415 Santa Fe, NM 87505	15,000	4/20/2001	15,000	for the district-wide conflict resolution program in the Santa Fe Public Schools
Total Santa Fe Public Schools (16 items)		407,300		395,850	
<u>Social Services</u>					
010586	Amigos del Valle Post Office Box 4057 Fairview, NM 87533	5,000	6/15/2001	5,000	for expenses associated with providing client care services to senior adults in the Espanola area
010608	Catholic Charities of Santa Fe 4985 Airport Road Santa Fe, NM 87505	15,000	9/26/2001	15,000	for expenses associated with the Teen Parent Support Project MentorMom program
010612	Center for Interpersonal Growth Post Office Box 7275 Albuquerque, NM 87194	7,000	9/28/2001	7,000	for two advanced trainings and retreats and technical assistance for organization development
010624	Colonias Development Council 121 Wyatt Las Cruces, NM 88005	15,000	9/28/2001	15,000	for expenses associated with providing technical assistance to economic development projects in southern New Mexico
010627	Community Clotheshorse 102 Richmond, N E Albuquerque, NM 87106	12,000	9/28/2001	12,000	multyear funding for expenses associated with providing job interview clothing and mentoring to low income women entering the work force in the Albuquerque area
010629	Community Foundation of Southern New Mexico 1675 Don Roser Las Cruces NM 88011	15,000	9/28/2001	15,000	for general operating expenses

Marshall L. and Patricia D. McCune Charitable Foundation Inc
 EIN 85-0429439
 December 31, 2001

Grant Number	Organization Name	Grant Amount	Schedule Date	Payment Amount	Request Project Description
010630	Community Pantry 107 S Dean Gallup NM 87301	15,000	9/28/2001	15,000	match funding for the salary of a full time driver/ warehouseman for the food distribution program providing food to the 29 chapters of the Navajo Nation and the Pueblo of Zuni
010636	Corrections Department Training Academy Post Office Box 5277 Santa Fe, NM 87502-5277	24,000	9/26/2001		to establish a collaborative day care program on site for prison employees
010578	County of Santa Fe Post Office Box 276 Santa Fe, NM 87504 0276	30,000	4/20/2001	30,000	for an intergovernmental summit bringing together governmental and tribal agencies in support of working together to achieve common goals
010640	Dismas House New Mexico Post Office Box 6101 Albuquerque, NM 87197	30,000	9/28/2001	15,000	multiyear funding for general operating expenses
010642	DreamTree Project Post Office Box 1677 Taos, NM 87571-1677	15,000	9/28/2001	15,000	for general operating expenses associated with providing services to homeless youth from Taos County and surrounding communities
010571	Enterprise Foundation 109-1/2 E San Francisco Street Santa Fe, NM 87501	25,000	4/20/2001	25,000	for the salary of a community organizer to work with Santa Fe residents to support affordable housing
010848	Enterprise Foundation 109-1/2 E San Francisco Street Santa Fe, NM 87501	60,000	9/28/2001	60,000	for services to the Albuquerque Downtown Revitalization project concerning arts groups' relocation to the area and associated affordable housing issues
010649	Espanola Valley Fiber Arts Center 325 Paseo de Oñate Espanola, NM 87532	18,000	9/28/2001	18,000	for general operating expenses
010651	Faith Community Assistance Center Post Office Box 15517 Santa Fe, NM 87506-5517	8,000	9/28/2001	8,000	for general operating expenses
010659	Four Times Foundation Box 309 16-1/2 N Broadway Red Lodge, MT 59068	10,000	9/28/2001	10,000	to provide entrepreneurial technical assistance to the Pueblo of Zuni

Marshall L. and Patricia D. McCune Charitable Foundation Inc
 EIN 85 0429439
 December 31 2001

Grant Number	Organization Name	Grant Amount	Schedule Date	Payment Amount	Request Project Description
010657	Friends in Time, Inc 4906-B Jefferson Street, N E Albuquerque NM 87109	15,000	9/28/2001	15,000	for general operating expenses associated with improving or maintaining quality of life for persons living with chronic severe neuromuscular diseases
010661	Gathering Place Post Office Box 838 Thoreau, NM 87323-0838	18,000	9/28/2001	18,000	for expenses associated with expansion of the Native American artisans' catalogue and the artisan training program
010662	Gerard's House Post Office Box 28693 Santa Fe, NM 87592-8693	12,000	9/28/2001	12,000	for general operating expenses associated with providing grief support services in Santa Fe and northern New Mexico
010663	Gila/Neblett Auxiliary Rt 1 Box 240 Duncan, AZ 85534	16,000	9/28/2001	16,000	match funding for fire fighting equipment
010665	Greater Espanola Valley Community Development Corporation 1027 North Railroad Avenue Espanola, NM 87532	30,000	9/28/2001	30,000	start up funding to establish a community development corporation to enhance the economic development of the Espanola Valley and Rio Arriba County
010666	Greater Santa Rosa Council on Alcoholism 130 S 4th Street Santa Rosa, NM 88435-0000	8,000	9/28/2001	8,000	match funding for the expansion of the transitional housing and supportive services for homeless adolescents and young adults in the Santa Rosa area
010546	Habitat for Humanity of Taos, Inc Post Office Box 1888 Taos, NM 87571	30,000	2/9/2001	30,000	match funding for expenses associated with building four affordable homes in Taos County
010668	Habitat for Humanity of Valencia County Post Office Box 1545 Belen, NM 87002-1545	10,000	9/28/2001	10,000	for the vocational program teaching at risk students construction trades while providing construction services
010670	Healing House, Inc Post Office Box 1223 Deming, NM 88030-1223	8,000	9/28/2001	8,000	for expenses associated with counseling to children involved in domestic abuse in the Deming area.
010831	HealthCare for the Homeless Post Office Box 25445 Albuquerque, NM 87125-0445	50,000	9/28/2001		match funding to expand facility to meet growing demand for services

Grant Number	Organization Name	Grant Amount	Schedule Date	Payment Amount	Request Project Description
010186	High Road Artisans Post Office Box 546 Penasco, NM 87553-0546	7,500	4/20/2001	7,500	for general operating expenses associated with the economic development of artists and their work in northern New Mexico
010676	Home for Women and Children Post Office Box 1805 Shiprock, NM 87420-1805	12,000	9/28/2001	12,000	to provide domestic violence educational outreach to students in the Shiprock area
010677	Homeless Advocacy Coalition Post Office Box 27644 Albuquerque, NM 87125 7644	12,000	9/28/2001	12,000	for staff expansion to support and strengthen organization providing homeless advocacy services in the Albuquerque area
010686	Jonah's House Food & Clothes Bank Post Office Box 442 Carlsbad, NM 88220-0442	8,000	9/28/2001	8,000	for general operating expenses
010547	Jubilados Corporation 2705 Camino Chueco Santa Fe, NM 87501	35,000	2/9/2001	35,000	for expenses associated with the development of an affordable senior community
010687	Kitchen Angels, Inc Suite G, 505 500 N Guadalupe Santa Fe, NM 87501	10,000	9/28/2001	10,000	for general operating expenses
010218	Las Cruces Affordable Housing, Inc Post Office Box 326 Las Cruces, NM 88004	1,000	2/9/2001	1,000	to provide education services to first time home buyers concerning the home buying process
010693	Ledoux, Monte Aplanado, El Carmen Volunteer Fire Department HCR 64, Box 23 Mora, NM 87732	10,000	9/28/2001	10,000	to purchase radio equipment for volunteer fire fighters in rural communities in Mora County
010845	Lindesmith Center 1227 Paseo de Peralta Santa Fe, NM 87501	10,000	6/15/2001	10,000	for scholarships to allow New Mexicans to attend the conference concerning drug policies to be held May 30-June 2, 2001 in Albuquerque

Marshall L. and Patricia D. McCune Charitable Foundation, Inc
 EIN 85-0429439
 December 31, 2001

Grant Number	Organization Name	Grant Amount	Schedule Date	Payment Amount	Request Project Description
010696	Men's Resource Center of Northern New Mexico, Inc 6399 NDCBU Taos, NM 87571	15,000	9/28/2001	15,000	for the salary of the Executive Director
010699	Mothers Against Drunk Driving Building F, Unit A 3939 San Pedro, N E Albuquerque, NM 87110	12,000	9/26/2001	12,000	for general operating services
010717	New Mexico Center on Law and Poverty Suite 913 5301 Central Avenue, N E Albuquerque, NM 87108	15,000	9/28/2001	15,000	for expenses associated with providing advocacy services to New Mexicans living in poverty
010842	New Mexico Community Foundation Strengthening New Mexico Families Initiative 343 E Alameda Street Santa Fe, NM 87501-2229	250,000	9/28/2001	100,000	multiyear funding for the child development and health care needs of rural families in New Mexico
010714	New Mexico Conference of Churches 124 Hermosa, S E Albuquerque, NM 87108	20,000	9/28/2001	20,000	for general operating expenses
010893	New Mexico Parent and Child Resources 3500 Indian School Road, N E Albuquerque, NM 87106	25,000	9/28/2001	25,000	for general operating expenses
010551	New Mexico VOICES for Children f/k/a NM Advocates for Children and Families Suite F-21 801 Encino Place, N E Albuquerque, NM 87102	20,000	2/9/2001	20,000	for the salary of a Development Director.

Marshall L. and F...
 EIN 85-0429439
 December 31, 2001
 ... D McCune Charitable Foundation, Inc

Grant Number	Organization Name	Grant Amount	Schedule Date	Payment Amount	Request Project Description
010727	New Mexico Women's Foundation 551 Cordova Road #411 Santa Fe, NM 87501	12,500	9/28/2001	12,500	for general operating expenses
010730	Ocate Community Center Post Office Box 73 Ocate, NM 87734-0073	8,000	9/28/2001	8,000	to drill and equip a new well servicing the community center
010332	Old Conchas Lake Golf & Improvement Corporation Post Office Box 974 Conchas Lake, NM 88416	10,000	4/20/2001	10,000	for general operating expenses
010731	Open Hands, Inc Post Office Box 4625 Santa Fe, NM 87502-4625	20,000	9/28/2001	20,000	for general operating expenses
010335	Parents for Behaviorally Different Children Suite 202 1101 Cardenas Drive, N E Albuquerque NM 87110-6647	5,000	2/9/2001	5,000	for scholarships for parents and teachers to attend a day long interactive workshop conducted by the author of "The Bipolar Child"
010553	Parents Reaching Out 1920 "B" Columbia, S E Albuquerque, NM 87106	25,000	2/9/2001	25,000	for expenses associated with assuring that all New Mexico children receive SSI benefits for which they are eligible
010736	Parents Reaching Out 1920 "B" Columbia, S E Albuquerque, NM 87106	20,000	9/28/2001	20,000	for rental expenses associated with opening an office in Albuquerque
010735	People Assisting the Homeless 309 West Pinon Farmington, NM 87401	15,000	9/28/2001	15,000	for general operating expenses associated with providing shelter services to the homeless in McKinley County
010740	Pueris-Penasco Community Coalition Post Office Box 924 Penasco, NM 87553-0924	15,000	9/28/2001	15,000	for two community-wide events concerning elders

Marshall L. and Patricia D. McCune Charitable Foundation, Inc
 EIN 85-0429439
 December 31 2001

Grant Number	Organization Name	Grant Amount	Schedule Date	Payment Amount	Request Project Description
010744	Promotora Project of Luna County Post Office Box 1487 Columbus, NM 88029-1487	10,000	9/28/2001	10,000	for supplementing the salaries of the promotoras
010746	Rainbow Bridge New Mexico Post Office Box 6811 Santa Fe, NM 87502-6811	10,000	9/28/2001	10,000	to establish programs enhancing the quality of life for nursing home residents in Santa Fe and northern New Mexico via interaction with area youth
010576	Salt Institute Post Office Box N Santa Fe, NM 87504-N	5,000	4/10/2001	5,000	for expenses associated with a community summer festival to be held during the month of July in Santa Fe
010756	Samaritan Counseling Center 217 Locust Street, N E Albuquerque, NM 87102	20,000	9/28/2001	20,000	to provide faith-based counseling into northern and central New Mexico
010757	Samaritan House, Inc 401 Socorro Street Las Vegas, NM 87701	8,000	9/28/2001	8,000	for the part time salary of Executive Director to administer homeless services to the community
010760	San Juan Chapter #9 Disabled American Veterans Post Office Box 583 Aztec, NM 87410-0583	10,000	9/28/2001	10,000	to complete renovation to theatre building used as a community center
010829	Santa Fe Business Incubator 3900 Paseo del Sol Santa Fe NM 87507	50,000	5/25/2001	50,000	Match funding for an addition to existing facility to expand incubator services
010570	Santa Fe Family Center 4008 Rodeo Road Santa Fe, NM 87505	25,000	4/20/2001	25,000	for expenses associated with the primary and secondary child abuse prevention programs
010766	Santa Fe Search and Rescue Group 6 Little Tesuque Creek Santa Fe, NM 87506	4,000	9/28/2001	4,000	to purchase equipment to enhance winter rescues in northern New Mexico
010759	Sapello-Rociada Volunteer Fire Company Post Office Box 8 Sapello NM 87745	10,000	9/28/2001	10,000	to purchase firefighting equipment for use in providing fire protection to this rural area

Marshall L. and Patricia D. McCune Charitable Foundation Inc
 EIN 85-0429439
 December 31, 2001

Marshall L. and Patricia D. McCune Charitable Foundation, Inc.
 EIN 85-0429439
 December 31, 2001

Grant Number	Organization Name	Grant Amount	Schedule Date	Payment Amount	Request Project Description
010769	Sawmill Community Land Trust Post Office Box 25181 Albuquerque, NM 87125-5181	40,000	9/28/2001	20,000	multiyear funding for general operating expenses associated with the mixed use affordable housing development in the historic Sawmill/Old Town community in Albuquerque.
010770	Senior Citizens' Law Office, Inc 3117 Silver Avenue S.E. Albuquerque NM 87106	20,000	9/28/2001	20,000	for expenses associated with the Medicare Rights project addressing the serious and varied problems that New Mexico seniors are experiencing with Medicare and managed care.
010772	Somos Un Pueblo Unido Suite B 1225 Parkway Drive Santa Fe, NM 87505	10,000	9/28/2001	10,000	for general operating expenses
010775	Southwest Creations Collaborative 335 Woodward, S E Albuquerque, NM 87102	80,000	9/28/2001	40,000	multiyear funding for expenses associated with expanding capacity and outreach through the creation of community wealth opportunities for low income immigrants in Albuquerque.
010840	Southwest Organizing School Project Post Office Box 9034 Santa Fe, NM 87504-9034	5,000	9/28/2001	5,000	start up funding to provide labor education for working men and women in the southwest.
010779	Spirituality at Work Project 2663 Via Caballero del Norte Santa Fe, NM 87505	8,000	9/28/2001	8,000	for expenses associated with the lunch hour conversations to help people do their work congruent with their deepest values, beliefs, and spiritual experience.
010780	St. Elizabeth Shelter 804 Alarid Street Santa Fe, NM 87501	80,000	9/28/2001	40,000	multiyear funding for general operating expenses.
010781	St. John the Baptist Catholic Church 1301 Osage Avenue Santa Fe, NM 87505	12,000	9/28/2001	12,000	to purchase and upgrade existing appliances and equipment in the soup kitchen.
010782	St. Martin's Hospitality Center Post Office Box 27258 Albuquerque, NM 87125-7258	16,000	9/28/2001	16,000	for the salary of a Chemical Dependency Counselor.

Grant Number	Organization Name	Grant Amount	Schedule Date	Payment Amount	Request Project Description
010471	Taos Community Foundation, Inc Post Office Box 1925 Taos, NM 87571-1925	40,000	4/20/2001	40,000	for expenses associated with the Tango in Taos V, and for general operating expenses
010790	Taos County Economic Development Corporation Post Office Box 1389 Taos, NM 87571-1389	15,000	9/28/2001	15,000	for general operating expenses
010291	Taos Family Resource Center HCR 74 Box 20709 El Prado, NM 87529	60,000	4/20/2001	30,000	multiyear funding for general operating expenses associated with the prevention of violence and abuse in Taos County
010830	The Storehouse 106 Broadway, S E Albuquerque, NM 87102	50,000	5/25/2001	50,000	Match funding to renovate the food storehouse serving the Albuquerque community
010794	Tierra Madre Post Office Box 1768 Sunland Park, NM 88063	15,000	9/28/2001	15,000	for the salary of a construction supervisor and to purchase water heaters for the sustainable community
010797	Town of Bernalillo Post Office Box 638 Bernalillo, NM 87004-0638	12,500	9/28/2001	12,500	for the acquisition of a community center facility in Bernalillo
010534	Wholly Rags Post Office Box 1051 Ranchos de Taos NM 87557-1051	12,000	4/20/2001	12,000	for general operating expenses associated with the fabric recycling program
Total Social Services (77 items)		1,721,500		1,426,500	
<u>Youth Social Services</u>					
010572	All Faiths Receiving Home, Inc 1709 Moon Street, N E Albuquerque, NM 87112	5,000	4/20/2001	5,000	for expenses associated with co-hosting the 13th National Conference on Child Abuse and Neglect to be held in Albuquerque in April 2001
010585	American Youth Soccer Organization 42 Cattleman's Trail Silver City NM 88061	7,000	9/28/2001	7,000	for soccer camp scholarships and to purchase equipment

Marshall L. and Patricia D. McCune Charitable Foundation, Inc
 EIN 85-0429439
 December 31 2001

Grant Number	Organization Name	Grant Amount	Schedule Date	Payment Amount	Request Project Description
010592	Big Brothers/Big Sisters of Las Cruces, Inc Post Office Box 15091 Las Cruces, NM 88004	10,000	9/28/2001	10,000	to provide adult role model mentors to a Las Cruces elementary school on academic probation in an effort to improve rating
010033	Boys & Girls Club of Bloomfield 225 W Main Street Bloomfield, NM 87413	12,500	4/20/2001	12,500	for general operating expenses associated with the club serving Hispanic and Native American youth from the Huerfano, Nagazee, Blanco, and Del Rio rural communities
010596	Boys & Girls Club of Carlsbad Post Office Box 336 Carlsbad NM 88220	15,000	9/28/2001	15,000	for expenses of an after school program in the Loving New Mexico area
010626	Community Against Violence Post Office Box 169 Taos, NM 87571	10,000	9/28/2001	10,000	for expenses associated with the Children's Saferoom used in cases of suspected or alleged physical or sexual abuse in Taos, Colfax and Union Counties
010634	Cornstalk Institute 3011 Barcelona Road, S W Albuquerque, NM 87105	25,000	9/28/2001	25,000	for general operating expenses associated with the Media Center
010648	El Centro de los Niños Post Office Box 248 Tierra Amarilla, NM 87575	10,000	9/28/2001	10,000	for general operating expenses associated with a day care center serving Chama, Tierra Amarilla, and Canyon
010825	Forest Trust Post Office Box 519 Santa Fe, NM 87504-0519	80,000	9/28/2001	40,000	multiyear funding for general operating expenses
010169	Girls Incorporated of Santa Fe 301 Hillside Avenue Santa Fe, NM 87501	10,000	4/30/2001	10,000	to expand program leadership skills for staff delivering services to girls participating in summer camp and after school programs, ages 6-14 years
010197	Indigenous Language Institute Suite #202 560 Montezuma Avenue Santa Fe, NM 87501	5,000	4/20/2001	5,000	for the youth language project for Native American students providing a venue for oral presentations in native tongues
010685	Jardin de los Niños 1300-G El Paseo, PMB 272 Las Cruces NM 88001	15,000	9/28/2001	15,000	for general operating expenses

Marshall L. and Patricia D. McCune Charitable Foundation Inc
 EIN 85 0429439
 December 31, 2001

Grant Number	Organization Name	Grant Amount	Schedule Date	Payment Amount	Request Project Description
010549	Las Cumbres Learning Services, Inc Post Office Box 1362 Española, NM 87532-1362	40,000	2/9/2001	40,000	for the salary of a full-time development position and for continuation of the Fathers' Project
010837	Mandala Project Organizing Committee Post Office Box 4996 Albuquerque NM 87196-4996	3,000	6/15/2001	3,000	to purchase plexiglass enclosures to exhibit sand mandalas created by incarcerated at risk teens, the homeless and community members in the Albuquerque area
010263	Moreno Valley Youth Project Post Office Box 1424 Angel Fire, NM 87710	10,000	4/20/2001	10,000	to establish a tumbling program for area youth
010320	National Indian Youth Leadership Project Post Office Box 2140 Gallup, NM 87305-2140	5,000	2/9/2001	5,000	for the third annual Peace Jam which brings together high school students, teachers, and community leaders in a spirit of peace, harmony, and cooperation
010707	National Indian Youth Leadership Project Post Office Box 2140 Gallup, NM 87305-2140	10,000	9/28/2001	10,000	match funding for expenses associated with the youth service learning and youth development project serving New Mexico Native American communities
010272	National Outdoor Leadership School 284 Lincoln Street Lander, WY 82520	10,000	4/30/2001	10,000	to identify interested, deserving, and qualified New Mexico student applicants for the wilderness skills and leadership program
010554	Pueblo of Jemez Post Office Box 100 Jemez Pueblo, NM 87024-0100	30,000	2/9/2001	30,000	for expenses associated with completing the Temez Pueblo Youth Center
010375	Rocky Mountain Youth Corps Post Office Box 1960 Ranchos de Taos, NM 87557	100,000	4/30/2001	100,000	for general operating expenses
010765	Santa Fe Mountain Center Post Office Box 449 Tesuque, NM 87574-0449	20,000	9/28/2001	20,000	for general operating expenses

Marshall L. and
 Elaine D. McCune Charitable Foundation Inc
 EIN 85-0429439
 December 2001

Grant Number	Organization Name	Grant Amount	Schedule Date	Payment Amount	Request Project Description
010768	Save the Children Federation- Western Area Office Suite F 126 Valencia Drive, N E Albuquerque, NM 87108	15,000	9/28/2001	15,000	for general operating expenses
010453	St. Gertrude Catholic Church Post Office Box 599 Mora NM 87732	3,000	2/9/2001	3,000	to repair the floor of the gym to create a skating park for area youth
010469	Talking Talons Youth Leadership Post Office Box 2020 Tijeras, NM 87059-2020	10,000	4/20/2001	10,000	for continuation of the middle school program for highest risk youth, and the summer program. Youth will work with non-releasable fowl and other animals
010847	UNITY Center/Reach 2000 Post Office Box 2883 Roswell, NM 88202-2883	150,000	6/15/2001	75,000	multiyear funding for general operating expenses
010811	Youth 2000 2915 Santeros Road Santa Fe, NM 87507	40,000	9/28/2001	20,000	multiyear funding for operating expenses associated with the traditional Hispanic and Native American arts youth programs provided to disadvantaged, low income, minority youth, ages 6-17 years, in the Santa Fe area and nearby pueblos
010813	YouthWorks! 551 W Cordova Road #415 Santa Fe, NM 87505	30,000	9/28/2001	30,000	for general operating expenses and emergency funding associated with providing grief support services to Santa Fe area youth related to the terrorist attacks in the United States
010894	YouthWorks! 551 W Cordova Road #415 Santa Fe, NM 87505	5,500	9/28/2001	5,500	emergency funding associated with providing grief support services to Santa Fe area youth related to the terrorist attacks in the United States
Total Youth Social Services (28 items)		686,000		551,000	
<u>Youth Summer</u>					
010026	American Museum of Natural History Central Park West at 79th Street New York, NY 10024-5192	12,500	4/20/2001	12,500	for expenses to continue the archaeology internship summer program for Native American and Hispanic students. The dig is conducted at Mission San Marcos in southern Santa Fe

Marshall L. and Patricia D. McCune Charitable Foundation Inc
 EIN 85 0429439
 December 31 2001

Grant Number	Organization Name	Grant Amount	Schedule Date	Payment Amount	Request Project Description
010246	Art for the Heart Post Office Box 237 Penasco, NM 87553	6,000	4/20/2001	6,000	for the stipend of a project coordinator/art coach for a summer youth arts collaboration with two other youth groups
010025	Assurance Home, Inc 1000 East 18th Street Roswell, NM 88201	10,000	4/20/2001	10,000	to pay abused/neglected children living in the group home to work on a variety of projects during the summer in an effort to teach work skills, money management, how to follow directions, and cooperative work techniques
010027	Aztec Boys & Girls Club Post Office Box 488 Aztec, NM 87410	10,000	4/20/2001	10,000	for the continuation of the summer horse program which incorporates drug and alcohol resistance along with art, music and the history of cowboys in New Mexico
010036	Boys & Girls Club of Northern New Mexico Post Office Box 2679 Taos, NM 87571	10,000	4/30/2001	10,000	to expand the summer program in Taos and Picuris Pueblo and to begin the summer program in Penasco
010037	Boys & Girls Club of Otero County Post Office Box 1731 Alamogordo, NM 88310	9,000	4/20/2001	9,000	for the outdoor and recreation summer youth program for Alamogordo area youth, ages 12-18 years
010039	Boys & Girls Club of Valencia County, Inc 620 W Reinken Avenue Belen, NM 87002	10,000	4/20/2001	10,000	to establish an after school/summer education program at El Cerro Mission, on the east mesa of Valencia County
010058	Children in Need of Services 501 24th Street Alamogordo, NM 88310	8,500	4/20/2001	8,500	for expenses associated with a week-long therapeutic summer camp for 20-25 children, ages 6-17 years. The camp would provide counseling services to children currently being served in counseling programs
010063	City of Roswell Recreation Dept Post Office Drawer 1838 Roswell, NM 88202	5,000	4/20/2001	5,000	to establish a youth summer musical program to enable Roswell area youth to write and produce a musical work for presentation to the community
010125	Corazones Unidas Post Office Box 23766 Santa Fe, NM 87505-3766	20,000	4/20/2001	10,000	multi-year funding for expenses associated with the fourth annual week long summer camp for youth infected/affected by HIV/AIDS in New Mexico

Marshall L. and Patricia D. McCune Charitable Foundation Inc
 EIN 85-0429439
 December 31, 2001

Grant Number	Organization Name	Grant Amount	Schedule Date	Payment Amount	Request Project Description
010088	DreamTree Project Post Office Box 1677 Taos, NM 87571	12,000	4/20/2001	12,000	for a Wilderness Therapy Summer Program for Taos area children and youth, ages 8-21 years, who have experienced abuse or neglect
010137	Enterprise Foundation 109-1/2 E San Francisco Street Santa Fe, NM 87501	2,500	2/9/2001	2,500	for expenses associated with the recreational summer program for youth, ages 6-18 years
010143	First United Presbyterian Church 1000 Douglas Avenue Las Vegas, NM 87701	10,000	4/20/2001	10,000	for the summer program for high school youth designed to learn local historic building techniques as an introduction to preservation trades,
010149	Ft Sumner High School/Community Pep Band 1001 E Sumner Avenue Fort Sumner, NM 88119	10,000	4/20/2001	10,000	to purchase musical instruments to establish a summer youth band program
010166	Gallup Area Arts Council 105 West Hill Avenue Gallup, NM 87301	20,000	4/20/2001	20,000	for general operating expenses
010205	Jemez Valley Public Schools 8501 Highway 4 Jemez Pueblo, NM 87024	8,000	4/30/2001	8,000	for expenses associated with the Multiple Intelligences youth summer program
010271	National Institute of Flamenco 214 Gold Avenue, S W Albuquerque, NM 87102	8,000	4/20/2001	8,000	for scholarships for children attending the third annual Flamenco Kids Camp to be held in Albuquerque in July 2001
010334	Pecos Valley Medical Center, Inc Post Office Box 710 Pecos, NM 87552	8,000	4/20/2001	8,000	for the continuation of the Youth Art Program, a mentoring program involving area youth in the renovation of an historic building
010354	Reach the Children Post Office Box 146 Tesuque, NM 87574	15,000	4/30/2001	15,000	for scholarships for 20 foster children and five special needs children to attend the summer 2001 recreational program
010359	Rehoboth Christian School Post Office Box 41 Rehoboth, NM 87322	10,000	4/30/2001	10,000	for expenses associated with the experiential summer camp for Native American youth

Marshall L. and Frances D. McCune Charitable Foundation Inc
 EIN 85-0429439
 December 31, 2001

Grant Number	Organization Name	Grant Amount	Schedule Date	Payment Amount	Request Project Description
010360	Ride to Pride Partnership Inc Post Office Box 806 Las Vegas NM 87701	8,000	4/20/2001	8 000	for the Summer Aftercare Program for at risk and high risk youth who have completed the office-based clinical or equine assisted psychotherapy program
010376	Rio Puerco Basin Fair Post Office Box 206 Cuba NM 87013-0206	5,000	2/9/2001	5,000	to establish 4-H camps for youth in Sandoval County
010384	Sangre de Cristo Flyfishers 925 Camino los Abuelos Galisteo, NM 87540	5,000	2/9/2001	5,000	for expenses associated with the youth program
010387	Santa Clara Day School Post Office Box 2183 Española, NM 87532-2183	2,900	2/9/2001	2 900	to employ ten children to work in the school community garden
010465	Singing River Field Center Post Office Box 769 Questa NM 87556	30,000	4/20/2001	30,000	for expenses associated with the collaborative program with C A Cisneros Youth and Families Center for an educational youth program
010428	South Western Advocates 4 Kids Inc Post Office Box 2378 Silver City, NM 88061	8 000	4/20/2001	8 000	for a three week summer arts and culture program for youth ages 8-18 years
010462	St Luke's Episcopal School 7048 McNutt Road Anthony NM 88021	7 000	4/20/2001	7,000	for expenses associated with the coordination and advertising for the summer program for area youth, ages 2-12 years
010491	Torreón/Star Lake Chapter Post Office Box 1024 Cuba, NM 87013	8,000	4/20/2001	8,000	for the continuation of the summer youth watershed conservation project
010535	Wilson Family Foundation HC 81, Box 24 Questa, NM 87556	5,000	4/20/2001	5,000	for the continuation of the summer musical enrichment program at the Taos Children's Residential Treatment Center
010473	YWCA El Paso del Norte Region 1918 Texas Avenue El Paso TX 79901	12,000	4/30/2001	12,000	to create a women's resource directory for Dona ana County and support a summer camp in Luna County for youth, ages 10-18 years

Marshall L. and Frances D. McCune Charitable Foundation Inc
EIN 85-0429439
December 31, 2001

Grant Number	Organization Name	Grant Amount	Schedule Date	Payment Amount	Request Project Description
010175	Zuni Community Playground Community Post Office Box 339 Zuni NM 87327-0339	10 000	4/20/2001	10,000	to establish the Shiwí Tsana Heritage Park for youth of all ages
Total Youth Summer (31 items)		305,400		295,400	
Total (410 items)		7,737,500		6,049,050	

Marshall L. and Patricia D. McCune Charitable Foundation Inc
 EIN 85-0429439
 December 31, 2001

12/31/01

McCune Charitable Foundation

PAYMENTS PAID 2001
01/01/01 12/31/01

Grant Number	Organization City, State Zip	Grant Amount	Payment Date	Payment Amount	Project Description
<u>ARTS</u>					
000066	Chamber Orchestra of Albuquerque Post Office Box 35021 Albuquerque NM 87178 5021	30,000	05/24/01	15,000	Multi-year funding for general operating expenses
000185	Los Folkloristas de Nuevo Mexico 1561 La Cieneguita Santa Fe, NM 87501-2458	10,000	01/12/01	10,000	Funding to present workshops and presentations in several northern New Mexico communities in an effort to teach ritual/traditional, centuries old folk music and dance of northern New Mexico
000209	Visible Music Post Office Box 3133 Las Vegas, NM 87701 3133	20,000	05/02/01	10,000	Multiyear funding for operating expenses
000192	Museum of New Mexico Foundation Post Office Box 2065 Santa Fe, NM 87504 2065	80,000	06/11/01	40,000	Multiyear funding to install state-of-the-art technology
000459	New Mexico CultureNet 941 Placita Chaco Santa Fe NM 87505-5427	150,000	02/10/01	75,000	Multiyear funding for operating expenses to allow marketing of services in an effort to become self sustaining by year end 2001

Marshall L. and Fernande D. McCune Charitable Foundation Inc
EIN 85-0429439
December 31 2001

12/31/01

McCune Charitable Foundation

PAYMENTS PAID - 2001
01/01/01 - 12/31/01

Grant Number	Grant Balance Organization Address			Grant Amount	Payment Date	Payment Amount	Project Description
	Organization	City	State Zip				
000259	Outpost Productions Inc			100,000	06/01/01	20,000	Multiyear match funding for operating expenses
	Post Office Box 4543						
	Albuquerque NM 87196						
000258	Outside In			20,000	05/04/01	10,000	Multiyear funding for operating expenses
	Post Office Box 5714						
	Santa Fe, NM 87502-5714						
000446	Place-The Window Project			21,000	03/01/01	7,000	Multiyear funding for the continuation and expansion of the window project placing art in public places where one would not necessarily expect to find an art piece
	1200 West Alameda						
	Santa Fe, NM 87501						
000288	Raton Arts & Humanities Council			20,000	06/29/01	10,000	Multiyear funding for operating expenses associated with the performing and visual arts programs provided to the community
	P O Box 774						
	Raton, NM 87740						
000364	San Juan Symphon. League			10,000	10/23/01	10,000	Funding for operating expenses
	Post Office Box 5381						
	Farmington, NM 87499						

Marshall L and Fernie D McCune Charitable Foundation, Inc
EIN 85-0429439
December 31, 2001

PAYMENTS PAID - 2001
 01/01/01 - 12/31/01

Grant Number	Grant Organization	Address	City	State	Zip	Grant Amount	Payment Date	Payment Amount	Project Description
000357	Santa Fe Art Institute	1600 St. Michael's Drive	Santa Fe	NM	87505	20,000	10/17/01	10,000	Multiyear challenge match funding for general operating expenses
000141	Santa Fe Playhouse	142 East De Vargas Street	Santa Fe	NM	87501	24,000	01/29/01	12,000	Multiyear funding for operating expenses and for a feasibility study concerning possible expansion of the theatre site
000352	Santa Fe Symphony & Chorus, Inc	Post Office Box 9692	Santa Fe	NM	87501	50,000	06/11/01	25,000	Multiyear funding for operating expenses associated with the 2000/2001 and 2001/2002 performance seasons
000337	Chavez-Peque in Santa Fe	1516 Pacheco Street	Santa Fe	NM	87505	59,000	02/23/01	25,000	Multiyear funding for operating expenses
990399	Wheelwright Museum of the American Indian	Post Office Box 5153	Santa Fe	NM	87502 5153	75,000	08/01/01	25,000	Multiyear funding for the salary of a temporary developer assistant position to assist the director while he leads the museum through its first major endowment campaign

Arts (continued)

PAYMENTS PAID 2001
 01/01/01 12/31/01

Grant Number	Organization Address	City State, Zip	Grant Amount	Payment Date	Payment Amount	Project Description
950165	Armand Harner Interd World College Post Office Box 248 Montezuma NM 87731-0248		240,000	12/07/01	80,000	Funding for repairs to the Montezuma Caste located on the campus
000031	Buffalo Trust Post Office Box 89 Jerez Springs, NM 87025		80,000	06/11/01	40,000	Multiyear funding for the Cochiti Youth Heritage Project an after school program for 4th-8th grade students at Cochiti Elementary and middle schools and for operating expenses
000078	College of Santa Fe 1600 St Michael's Drive Santa Fe N.M. 87501-5634		100,000	06/20/01	50,000	Multiyear funding to augment the Presidential Discretionary Fund
EDUCATION			680,000		314,000	

PAYMENTS PAID 2001
 01/01/01 - 12/31/01

Grant Number	Organization	Address	City, State, Zip	Grant Amount	Payment Date	Payment Amount	Project Description
000091	El Razo Public Library	Post Office Box 5	El Razo NM 87530	16,000	06/11/01	8,000	Multyear funding for operating expenses
000193	Mehaul School	301 Mehaul Blvd N #	Albuquerque, NM 87107	10,000	06/11/01	10,000	Funding to purchase laboratory equipment for use by physics, biology and chemistry lab classes
970061	Native American Preparatory School	2019 Galisteo Street	Albuquerque, NM 87505	60,000	08/07/01	15,000	Multyear matching funding to provide scholarships over the next four years to northern New Mexico Native American youth
000234	North American Institute	708 Paseo de Pecos	Sancta Fe NM 87501	50,000	05/31/01	25,000	Multyear funding for expenses associated with border crossing issues
590076	Desert Academy	313 Camino Alise	Sancta Fe NM 87501	45,000	08/15/01	15,000	Funding for scholarships to continue to ethnically and culturally diversity the school thereby allowing financially challenged students the opportunity to attend and operating expenses associated with expansion of the programs offered

Education (continued)

PAYMENTS PAID - 2001
 01/01/01 - 12/31/01

Grant Number	Organization	Address	City State Zip	Grant Amount	Payment Date	Payment Amount	Project Description
--------------	--------------	---------	----------------	--------------	--------------	----------------	---------------------

Education (continued)

990217	Northern A M Community College	921 Paseo de Oñate Española, NM 87532		50,000	06/11/01	25,000	Funding for the salary of a Theater Director to develop a regional theater instructional program
000272	Rio Grande School	715 Camino Cabra Santa Fe, NM 87501		50,000	06/11/01	25,000	Multiyear funding to expand the size and scope of the scholarship program
000405	University of New Mexico College of Fine Arts	Abbuquerque NM 87131 1356		60,000	06/11/01	30,000	Multiyear funding for operating expenses associated with the start up of research centers within the College of Fine Arts
000350	University of New Mexico-Valencia Campus	280 La Encrada Los Lunas NM 87031		30,000	10/17/01	15,000	Multiyear funding for the continuation of the enrichment program for 4th grade at-risk children in the Los Lunas, Belen and Jalisco Schools

12/31/01

McCune Charitable Foundation

PAYMENTS PAID - 2001
01/01/01 - 12/31/01

Grant Number	Grant Organization City State Zip	Grant Amount	Payment Date	Payment Amount	Project Description
Education (continued)					
990001	Yale New Haven Teachers Institute Post Office Box 203563 New Haven CT 06520-3563	150,000	02/10/01	50,000	Matching funds to establish a Teachers Institute in Albuquerque joining public school teachers with University of New Mexico faculty members in the production of curriculum units to be used in Albuquerque classrooms as part of an effort to establish the school and university partners program nationwide
13		941,000		388,000	

ENVIRONMENT

000043	Canine Companions for Independence Post Office Box 4568 Oceanside CA 92052	50,000	06/11/01	25,000	Multiyear match funding to establish a free of charge dormitory facility for individuals with disabilities who are receiving team training and follow up workshops
000077	Cornerstones Community Partnerships Post Office Box 2341 Santa Fe, NM 87504 2341	150,000	05/24/01	50,000	Multiyear funding for general operating expenses

Marshall L. and Patricia D. McCune Charitable Foundation Inc
EIN 85-0429439
December 31, 2001

PAYMENTS PAID 2001
 01/01/01 12/31/01

Grant Number	Organization	Address	City State Zip	Grant Amount	Payment Date	Payment Amount	Project Description
990109	Friends of the Farmers'	Market	430 West Main Street #5 Santa Fe, NM 87501	90,000	06/29/01	30,000	Multiyear funding for the salary of the Executive Director
C00704	Holy Trinity Parish	Post Office Box 129	Arroyo Seco, NM 87514	5,000	03/29/01	5,000	Match funding for very minor repairs to the church
000950	Land Trust Coalition	1411 Paseo de Peralta	Santa Fe NM 87501	26,250	05/01/01	26,250	Funding for expenses associated with consulting to state land trusts
000227	N M Solar Energy Association	Post Office Box 8507	Santa Fe NM 87504 2507	24,000	04/16/01	12,000	Multiyear funding for operating expenses
000212	National Hudson Society	Post Office Box 9314	Santa Fe NM 87504	30,000	06/11/01	15,000	Multiyear funding for operating expenses and capital improvements

Environment (continued)

PAYMENTS PAID - 2001
 01/01/01 - 12/31/01

Grant Number	City	State	Zip	Organization	Address	Grant Amount	Payment Date	Payment Amount	Project Description
000214				Nature Conservancy	212 E Varsity Street Santa Fe, NM 87501	70,000	06/11/01	35,000	Multyear funding to establish an office in Las Cruces
000253				Las Cruces Acquis Association	Post Office Box 2282 Santa Fe, NM 87594-2282	24,000	05/11/01	12,000	Multyear funding for operating expenses
000225				New Mexico Water Dialogue	1300 Canyon Road Santa Fe, NM 87501	24,000	06/11/01	12,000	Multyear funding for operating expenses
000224				Northern New Mexico Stockman's Assn	Box 5679 NDCBU Taos, NM 87571	40,000	06/11/01	20,000	Multyear funding for establishment of the organization
000326				Southwest Research and Information Center	Post Office Box 4524 Albuquerque, NM 87106	30,000	06/20/01	15,000	Multyear funding for operating expenses for the continuation of environmental education outreach

Environment (continued)

PAYMENTS PAID - 2001
 01/01/01 - 12/31/01

Grant Number	Grant Organization	Address	City, State Zip	Grant Amount	Payment Date	Payment Amount	Project Description
12	SRR PUBLIC SCHOOLS			563,250		257,250	

00257	Lynne Pederson Lodge #27	Post Office Box 3114	Santa Fe NM 87504 1114	15,000	06/14/01	15,000	Halfyear funding for a choral music program at Crest Middle School
-------	--------------------------	----------------------	------------------------	--------	----------	--------	--

000714	Santa Fe Community Housing Trust	Post Office Box 713	Santa Fe NM 87504 0713	50,000	08/07/01	25,000	Halfyear funding for the development of a (mattresses) new site and ongoing maintenance
--------	----------------------------------	---------------------	------------------------	--------	----------	--------	---

PAYMENTS PAID 2001
 01/01/01 - 12/31/01

Grant Number	Organization Address	City, State, Zip	Grant Amount	Payment Date	Project Description
000411	United Blood Services Post Office Box 35066 Albuquerque, NM 87125		7,000	01/03/01	Funding to continue the educational outreach program teaching K-6th grade students about the physical function of blood, how blood is utilized for sick or injured people, and how children and their parents can become safer by participating in school blood drives
Health (continued)					
000063	Colonias Development Council 145 North Main Suite C Las Cruces, NM 88001		60,000	05/24/01	Multyear funding for operating expenses
990563	Food for Santa Fe Inc Post Office Box 11086 Santa Fe NM 87504		75,000	10/17/01	Multyear funding for expenses associated with food distribution services in the Santa Fe area
2			57,000		32,000

PAYMENTS PAID - 2001
 01/01/01 12/31/01

Grant Number	City, State, Zip	Grant Amount	Payment Date	Payment Amount	Project Description
000470	Grant County Cooperative Co-meship Development 610 N Silver Heights Silver City, NM 86051	200,000	12/07/01	200,000	Multyear funding for general operating expenses
990564	Greater Albuquerque Housing Partnership 115 2nd Street, S.W. Albuquerque, NM 87102	150,000	09/17/01	50,000	Multyear funding to build the organizational capacity of the organization to expand its affordable home ownership construction programs on trail lots in Trumbull Village and La Mesa, two of Albuquerque's poorest neighborhoods
000566	Home-New Mexico, Inc. 2300 Renau Blvd., N.E. Albuquerque, NM 87107	30,000	11/13/01	15,000	Multyear funding for operating expenses associated with assisting New Mexico citizens with disabilities to purchase homes
590745	New Mexico Community Foundation 143 E Alameda Street Santa Fe, NM 87501 2229	225,000	09/14/01	75,000	Multyear funding for operating expenses

Social Services (continued)

PAYMENTS PAID - 2001
01/01/01 - 12/31/01

Grant Number	City State Zip	Grant Amount	Payment Date	Payment Amount	Project Description
990607	Northern New Mexico Legal Services Inc Post Office Box 5175 Santa Fe NM 87502	48,000	05/29/01	24,000	Multyear funding for the salary and expenses of a coordinator to provide access to legal education and free or low cost legal assistance for the elderly in rural counties, and legal services for low income rural Hispanic and Native American communities in Northern New Mexico to engage in sustainable economic development relating to agriculture natural resource use, and other community-based activities
990453	One Thousand Friends of New Mexico 1001 Marquette, NW Albuquerque, NM 87102	100,000	10/17/01	50,000	Funding to expand the Albuquerque-based Transportation and Neighborhoods project to create healthier growth patterns, support the New Mexico water project, and increase membership
990351	Santa Fe Grants Intercession Post Office Box 909 Santa Fe NM 98504-0909	100,000	12/26/01	25,000	Matching funds to the Robert Wood Johnson Award for the City of Santa Fe mental health and Alcoholism Initiative

Social Services (continued)

Marshall L. and Perrine D. McCune Charitable Foundation, Inc

EIN 85-0429439

December 31 2001

McCune Charitable Foundation

PAYMENTS PAID 2001

01/01/01 12/31/01

Grant	Organization	Address	City, State Zip	Grant Amount	Payment Date	Payment Amount	Project Description
990314	State del Norte	Post Office Box 400	Embudo, NM 87531	120,000	08/22/01	40,000	Funding for expenses associated with the continued economic development activities in northern New Mexico
000673	HBST Corp	414 Silver St	Albuquerque NM 87102-3239	150,000	10/17/01	50,000	Multiyear funding of expenses associated with the (var) estab. program providing sales and marketing skills training to low income entrepreneurs who manufacture a product that can be produced in volume
12				1,430,000		524,000	

Social Services (continued)

12/31/01

12/31/01

McCune Charitable Foundation

PAYMENTS PAID 2001
01/01/01 - 12/31/01

Grant Number	Organization City, State Zip	Grant Amount	Payment Date	Payment Amount	Project Description
<u>YOUTH</u>					
000712	Behavioral Health Research Center of the Southwest 6624 Gulton Court N E Albuquerque NM 87109	80,000	07/23/01	40,000	Multiyear funding for operating expenses associated with the juvenile substance abuse and health screening programs
000682	Big Brothers/Big Sisters of Las Cruces, Inc Post Office Box 15091 Las Cruces NM 88004	10,000	01/03/01	10,000	Funding to provide services to two middle schools within the Las Cruces School District
000610	New Mexico Suicide Intervention Project Post Office Box 6004 Santa Fe NM 87502-6004	60,000	10/17/01	30,000	Multiyear funding for expenses associated with the suicide programs SKY Center providing counseling services to youth, and Natural Helpers providing peer counseling services to area youth
		150,000		80,000	

Marshall L and Patricia D McCune Charitable Foundation Inc
EIN 85-0429439
December 31 2001

PAYMENTS PAID 2001
 01/01/01 - 12/31/01

Grant Number	Organization	Address	City, State, Zip	Grant Amount	Payment Date	Payment Amount	Project Description
000311	Santa Fe Children's Museum	1000 Old Pecan Trail	Santa Fe, NM 87501	105,000	04/16/01	35,000	Multyear funding for expenses associated with the Los Arroyos Summer Day Camp held at Agua Fria Elementary School
				Total Grants Paid		1,637,750	

Grants paid - page 45 6,049,050
 Total Grants Paid 7,686,800

ALL GRANTEES ARE DESCRIBED IN SECTION 501(c)(3) AND ARE NOT PRIVATE FOUNDATIONS DESCRIBED IN SECTION 509(G).

Marshall L. and Terrine D. McCune Charitable Foundation

EIN: 85-0429435

Approved For Future Payment, 990PF, Part XV 3(b)

12/31/2001

Division	Grantee	Request ID #	Total
ARTS			
	Place- The Window Project	000446	7,000
	Friends of Eastern Foundation	010156	10,000
	NEWART New Mexico	010159	12,500
	Spencer Theater for the Performing Arts	010459	4,000
	TOTAL ARTS		<u>33,500</u>
ENVIRONMENT			
	Concerned Citizens for the Mimbres Basin Aquifer	010071	10000
	Cornerstone Community Partnerships	000077	50000
	Land Trust Coalition	000850	26250
	TOTAL ENVIRONMENT		<u>86,250</u>
EDUCATION			
	Santa Fe Preparatory School	000328	20000
	TOTAL EDUCATION		<u>20,000</u>
SANTA FE PUBLIC SCHOOLS			<u>793</u>
TOTAL SANTA FE PUBLIC SCHOOLS			<u>793</u>
HEALTH			
	Northern N M Health Care Alliance	990706	25,000
	St Vincent Hospital	000653	50,000
	TOTAL HEALTH		<u>75,000</u>
SOCIAL SERVICES			
	Linguistics Institute SS	980665	40,000
	Childhaven	000683	20,000
	1000 Friends Of NM	980236	25,000
	NM Community Loan Devl Fund	000602	75,000
	WESST Corp	000673	50,000
	Corrections Department Training Academy	010636	24,000
	TOTAL SOCIAL SERVICES		<u>234,000</u>
YOUTH-SUMMER			
	Santa Fe Children's Museum	000331	35,000
	TOTAL YOUTH SUMMER		<u>35,000</u>
TOTAL GRANTS PAYABLE			<u><u>484,543</u></u>

Marshall L and Perrine D. McCune Charitable Foundation, Inc.

2001 Form 990 PF

Part VII B Line 5c

Attachment A

<u>1999</u>	<u>TOTAL DISBURSED</u>
January 12, 1999	75,000 00
January 20, 1999	20,000 00
March 25, 1999	105,088 24
April 8, 1999	680,672 41
June 1, 1999	79,685 00
June 18, 1999	31,859 17
June 22, 1999	146,866 49
July 28, 1999	7,624 99
August 3, 1999	10,000 00
August 3, 1999	140,018 72
August 25, 1999	7,624 99
September 30, 1999	32,454 81
October 1, 1999	7,624 99
October 6, 1999	77,245 14
October 26, 1999	79,832 62
November 9, 1999	27,624 99
November 29, 1999	7,624 99
December 2, 1999	78,579 63
December 2, 1999	120,000 00
December 7, 1999	452,000 00
December 29, 1999	100,111 70
December 29, 1999	(2 325 60)
<u>1999 Total</u>	<u>2,285,213 28</u>

2000

January 27, 2000	51,500 00
January 28, 2000	20,000 00
January 28, 2000	8,000 00
March 1, 2000	25,000 00
March 7, 2000	69,657 75
March 21, 2000	141,734 29
April 12, 2000	162,276 04
April 26, 2000	37,804 35
June 8, 2000	701,076 06
June 8, 2000	53,374 93
June 8, 2000	67 00
June 8, 2000	7,624 99
June 8, 2000	(33,400 00)
July 10, 2000	161,595 77
July 10, 2000	13,791 31
July 10, 2000	438,557 93
July 10, 2000	26,515 18
August 18, 2000	459,029 81
August 29, 2000	1,250,514 39

2000 Total **3,594,719 80**

2001

November 15, 2001	138,119 02
Various	12,447 00
<u>2001 Total</u>	150,566 02

FORM 990-PF - PART IV
CAPITAL GAINS AND LOSSES FOR TAX ON INVESTMENT INCOME

Kind of Property		Description				P or D	Date acquired	Date sold
Gross sale price less expenses of sale	Depreciation allowed/ allowable	Cost or other basis	FMV as of 12/31/69	Adj basis as of 12/31/69	Excess of FMV over adj basis		Gain or (loss)	
345,000		CAPITAL GUARDIAN EMERGING MARKETS PROPERTY TYPE SECURITIES 436,308				P	VAR	VAR
		BLACKROCK CAPITAL GAINS/LOSSES PROPERTY TYPE SECURITIES 114522787				P	VAR	VAR
114738293		ALLIANCE CAPITAL GAINS/LOSSES PROPERTY TYPE SECURITIES 9,780,964				P	VAR	VAR
8,541,891		FULLER & THAYER CAPITAL GAINS/LOSSES PROPERTY TYPE SECURITIES 8,162,851				P	VAR	VAR
6,297,904		SOUTHEASTERN CAPITAL GAINS/LOSSES PROPERTY TYPE SECURITIES 6,182,343				P	VAR	VAR
7,518,623		STERLING CAPITAL GAINS/LOSSES PROPERTY TYPE SECURITIES 9,932,796				P	VAR	VAR
11101725		BANKERS TRUST CAPITAL GAINS/LOSSES PROPERTY TYPE SECURITIES 16038036				P	VAR	VAR
16057796		BANKERS TRUST CAPITAL GAINS/LOSSES PROPERTY TYPE SECURITIES 20003261				P	VAR	VAR
19660246		ROUNDING PROPERTY TYPE SECURITIES				P	VAR	VAR
9							9	

FORM 990-PF - PART IV
CAPITAL GAINS AND LOSSES FOR TAX ON INVESTMENT INCOME

Kind of Property		Description				P or D	Date acquired	Date sold
Gross sale price less expenses of sale	Depreciation allowed/ allowable	Cost or other basis	FMV as of 12/31/69	Adj basis as of 12/31/69	Excess of FMV over adj basis		Gain or (loss)	
TOTAL GAIN (LOSS)		SEE ATTACHED STATEMENT 23					----- -797,859 =====	



FD-410
 DETAIL STATEMENT OF
 SALE TRANSACTIONS

THE MCCUNE CHARITABLE FOUNDATION -
 CAPITAL GUARDIAN

10591204
 DECEMBER 31, 2000 THROUGH
 DECEMBER 31, 2001

TRD DATE * * SECURITIES SOLD * * UNIT COST SALE PRICE SHARES/PAR COST PROCEEDS INTEREST REALIZED GAIN(LOSS)

TRD DATE	* * SECURITIES SOLD * *	UNIT COST	SHARES/PAR	SALE PRICE	COST	PROCEEDS	INTEREST	REALIZED GAIN(LOSS)
08/01/01	CAPITAL GUARDIAN EMERGING MARKETS	5.5223	4,2500	27,294.1180	150,727.78	116,000.00	0.00	(134,727.78)
	SELL							
	125995001							
	MISCELLANEOUS							
10/01/01	CAPITAL GUARDIAN EMERGING MARKETS	3.37	3.37	83,000.00	83,000.00	83,000.00	0.00	0.00
	SELL							
	125995001							
	MISCELLANEOUS							
12/10/01	CAPITAL GUARDIAN EMERGING MARKETS	5.6611	4,0800	23,299.0800	202,579.85	146,000.00	0.00	(156,579.85)
	SELL							
	125995001							
	MISCELLANEOUS							
12/10/01	EQUITY FUND FOR TAX EXEMPT TRUSTS							
	SELL							
	125995001							
	MISCELLANEOUS							
04/01/01	EQUITY FUND FOR TAX EXEMPT TRUSTS							
	SELL							
	125995001							
	MISCELLANEOUS							
TRANSACTIONS EFFECTIVE AND SETTLED WITHIN THE CURRENT PERIOD:								
08/01/01	CAPITAL GUARDIAN EMERGING MARKETS	5.5223	4,2500	27,294.1180	150,727.78	116,000.00	0.00	(134,727.78)
10/01/01	CAPITAL GUARDIAN EMERGING MARKETS	3.37	3.37	83,000.00	83,000.00	83,000.00	0.00	0.00
12/10/01	CAPITAL GUARDIAN EMERGING MARKETS	5.6611	4,0800	23,299.0800	202,579.85	146,000.00	0.00	(156,579.85)
TOTAL TRANSACTIONS EFFECTIVE AND SETTLED WITHIN THE CURRENT PERIOD								
436,507.63		345,000.00	0.00	191,307.63				
TOTAL TRANSACTIONS THAT SETTLED WITHIN THE CURRENT PERIOD								
436,507.63		345,000.00	0.00	191,307.63				
TOTAL TRANSACTIONS EFFECTIVE IN THE PERIOD								
436,507.63		345,000.00	0.00	191,307.63				
								0.00 FEE

Marshall L. and Phyllis D. McCune Charitable Foundation Inc. EIN 85-0129439

TRD DATE * * SECURITIES SOLD * * UNIT COST COST PROCEEDS INTEREST REALIZED GAIN(LOSS)

04/30/01 WELLS FARGO CASH INVESTMENT	100.00	10,053.37	10,053.37	0.00	0.00
04/30/01 MONEY MARKET SVC CLASS	100.00			0.00	
VP450022		10,053.3700			
CASH SWEEP TRADES					
05/02/01 WELLS FARGO CASH INVESTMENT	100.00	3,206,000.00	3,206,000.00	0.00	0.00
05/02/01 MONEY MARKET SVC CLASS	100.00			0.00	
VP450022		3,206,000.00			
CASH SWEEP TRADES					
05/03/01 WELLS FARGO CASH INVESTMENT	100.00	418,865.75	418,865.75	0.00	0.00
05/03/01 MONEY MARKET SVC CLASS	100.00			0.00	
VP450022		418,865.7500			
CASH SWEEP TRADES					
05/04/01 WELLS FARGO CASH INVESTMENT	100.00	136,104.77	136,104.77	0.00	0.00
05/04/01 MONEY MARKET SVC CLASS	100.00			0.00	
VP450022		136,104.7700			
CASH SWEEP TRADES					
05/04/01 WELLS FARGO CASH INVESTMENT	100.00	69,207.13	69,207.13	0.00	0.00
05/04/01 MONEY MARKET SVC CLASS	100.00			0.00	
VP450022		69,207.1300			
CASH SWEEP TRADES					
05/07/01 WELLS FARGO CASH INVESTMENT	100.00	412.50	412.50	0.00	0.00
05/07/01 MONEY MARKET SVC CLASS	100.00			0.00	
VP450022		412.5000			
CASH SWEEP TRADES					
05/08/01 WELLS FARGO CASH INVESTMENT	100.00	268,016.46	268,016.46	0.00	0.00
05/08/01 MONEY MARKET SVC CLASS	100.00			0.00	
VP450022		268,016.4600			
CASH SWEEP TRADES					
05/08/01 WELLS FARGO CASH INVESTMENT	100.00	5,331.10	5,331.10	0.00	0.00
05/08/01 MONEY MARKET SVC CLASS	100.00			0.00	
VP450022		5,331.1000			
CASH SWEEP TRADES					
05/08/01 WELLS FARGO CASH INVESTMENT	100.00	1,566,761.01	1,566,761.01	0.00	0.00
05/08/01 MONEY MARKET SVC CLASS	100.00			0.00	
VP450022		1,566,761.0100			
CASH SWEEP TRADES					
05/09/01 WELLS FARGO CASH INVESTMENT	100.00	374,504.89	374,504.89	0.00	0.00
05/09/01 MONEY MARKET SVC CLASS	100.00			0.00	
VP450022		374,504.8900			
CASH SWEEP TRADES					

FD410
 DETAIL STATEMENT OF
 SALE TRANSACTIONS

THE MCCUNE CHARITABLE FOUNDATION -
 BLACKROCK

PAGE 338
 10591206
 DECEMBER 31, 2000
 THROUGH DECEMBER 31, 2001

TRD DATE	** SECURITIES SOLD **	TRD DATE	UNIT COST	SALE PRICE	COST	PROCEEDS	REALIZED GAIN(LOSS)	INTEREST
05/10/01	MELLS FARGO CASH INVESTMENT	05/10/01	100.00	130,820.89	130,820.89	0.00	0.00	
	VP4500022		100.00					
	CASH SWEEP TRADES			130,820.8900				
05/14/01	MELLS FARGO CASH INVESTMENT	05/14/01	100.00	10,966.35	10,966.35	0.00	0.00	
	VP4500022		100.00					
	CASH SWEEP TRADES			10,966.3500				
05/14/01	MELLS FARGO CASH INVESTMENT	05/14/01	100.00	16,843.65	16,843.65	0.00	0.00	
	VP4500022		100.00					
	CASH SWEEP TRADES			16,843.6500				
05/14/01	MELLS FARGO CASH INVESTMENT	05/14/01	100.00	165,109.83	165,109.83	0.00	0.00	
	VP4500022		100.00					
	CASH SWEEP TRADES			165,109.8300				
05/15/01	MELLS FARGO CASH INVESTMENT	05/15/01	100.00	97,051.17	97,051.17	0.00	0.00	
	VP4500022		100.00					
	CASH SWEEP TRADES			97,051.1700				
05/16/01	MELLS FARGO CASH INVESTMENT	05/16/01	100.00	170,720.14	170,720.14	0.00	0.00	
	VP4500022		100.00					
	CASH SWEEP TRADES			170,720.1400				
05/17/01	MELLS FARGO CASH INVESTMENT	05/17/01	100.00	99,899.41	99,899.41	0.00	0.00	
	VP4500022		100.00					
	CASH SWEEP TRADES			99,899.4100				
05/18/01	MELLS FARGO CASH INVESTMENT	05/18/01	100.00	227,233.79	227,233.79	0.00	0.00	
	VP4500022		100.00					
	CASH SWEEP TRADES			227,233.7900				
05/21/01	MELLS FARGO CASH INVESTMENT	05/21/01	100.00	26.42	26.42	0.00	0.00	
	VP4500022		100.00					
	CASH SWEEP TRADES			26.4200				
05/21/01	MELLS FARGO CASH INVESTMENT	05/21/01	100.00	151,026.42	151,026.42	0.00	0.00	
	VP4500022		100.00					
	CASH SWEEP TRADES			151,026.4200				

TRD DATE	** SECURITIES SOLD **	STL DATE	UNIT COST	COST	PROCEEDS	REALIZED GAIN(LOSS)
05/22/01	WELLS FARGO CASH INVESTMENT		100 00	94,325.52	94,325.52	0.00
	05/22/01 MONEY MARKET SVC CLASS		100 00			
	VP4500022	SELL				
	CASH SWEEP TRADES					
05/24/01	WELLS FARGO CASH INVESTMENT		100 00	377,059.88	377,059.88	0.00
	05/24/01 MONEY MARKET SVC CLASS		100 00			
	VP4500022	SELL				
	CASH SWEEP TRADES					
05/25/01	WELLS FARGO CASH INVESTMENT		100 00	9,281.26	9,281.26	0.00
	05/25/01 MONEY MARKET SVC CLASS		100 00			
	VP4500022	SELL				
	CASH SWEEP TRADES					
05/25/01	WELLS FARGO CASH INVESTMENT		100 00	213,697.46	213,697.46	0.00
	05/25/01 MONEY MARKET SVC CLASS		100 00			
	VP4500022	SELL				
	CASH SWEEP TRADES					
05/29/01	WELLS FARGO CASH INVESTMENT		100 00	93.74	93.74	0.00
	05/29/01 MONEY MARKET SVC CLASS		100 00			
	VP4500022	SELL				
	CASH SWEEP TRADES					
05/29/01	WELLS FARGO CASH INVESTMENT		100 00	75,427.66	75,427.66	0.00
	05/29/01 MONEY MARKET SVC CLASS		100 00			
	VP4500022	SELL				
	CASH SWEEP TRADES					
05/29/01	WELLS FARGO CASH INVESTMENT		100 00	442,424.59	442,424.59	0.00
	05/29/01 MONEY MARKET SVC CLASS		100 00			
	VP4500022	SELL				
	CASH SWEEP TRADES					
05/30/01	WELLS FARGO CASH INVESTMENT		100 00	589.70	589.70	0.00
	05/30/01 MONEY MARKET SVC CLASS		100 00			
	VP4500022	SELL				
	CASH SWEEP TRADES					
06/04/01	WELLS FARGO CASH INVESTMENT		100 00	395,755.43	395,755.43	0.00
	06/04/01 MONEY MARKET SVC CLASS		100 00			
	VP4500022	SELL				
	CASH SWEEP TRADES					
06/07/01	WELLS FARGO CASH INVESTMENT		100 00	415,622.92	415,622.92	0.00
	06/07/01 MONEY MARKET SVC CLASS		100 00			
	VP4500022	SELL				
	CASH SWEEP TRADES					

FD410
 DETAIL STATEMENT OF
 SALE TRANSACTIONS

THE MCCUNE CHARITABLE FOUNDATION -
 BLACKROCK

PAGE 340
 10591206
 DECEMBER 31, 2000
 THROUGH
 DECEMBER 31, 2001

TRD DATE	** SECURITIES SOLD **	STL DATE	UNIT COST	SALE PRICE	SHARES/PAR	REALIZED GAIN(LOSS)	PROCEEDS	INTEREST	COST
06/07/01	MELLS FARGO CASH INVESTMENT		100.00	100.00	53,080.32	0.00	53,080.32	0.00	53,080.32
	SELL								
	VP450022								
	06/07/01 MONEY MARKET SVC CLASS								
06/08/01	MELLS FARGO CASH INVESTMENT		100.00	100.00	7,986.07	0.00	7,986.07	0.00	7,986.07
	SELL								
	VP450022								
	06/08/01 MONEY MARKET SVC CLASS								
06/11/01	MELLS FARGO CASH INVESTMENT		100.00	100.00	9,914.58	0.00	9,914.58	0.00	9,914.58
	SELL								
	VP450022								
	06/11/01 MONEY MARKET SVC CLASS								
06/11/01	MELLS FARGO CASH INVESTMENT		100.00	100.00	752.93	0.00	752.93	0.00	752.93
	SELL								
	VP450022								
	06/11/01 MONEY MARKET SVC CLASS								
06/12/01	MELLS FARGO CASH INVESTMENT		100.00	100.00	194.24	0.00	194.24	0.00	194.24
	SELL								
	VP450022								
	06/12/01 MONEY MARKET SVC CLASS								
06/13/01	MELLS FARGO CASH INVESTMENT		100.00	100.00	361,131.82	0.00	361,131.82	0.00	361,131.82
	SELL								
	VP450022								
	06/13/01 MONEY MARKET SVC CLASS								
06/14/01	MELLS FARGO CASH INVESTMENT		100.00	100.00	86,068.55	0.00	86,068.55	0.00	86,068.55
	SELL								
	VP450022								
	06/14/01 MONEY MARKET SVC CLASS								
06/14/01	MELLS FARGO CASH INVESTMENT		100.00	100.00	41,150.73	0.00	41,150.73	0.00	41,150.73
	SELL								
	VP450022								
	06/14/01 MONEY MARKET SVC CLASS								
06/15/01	MELLS FARGO CASH INVESTMENT		100.00	100.00	238,393.63	0.00	238,393.63	0.00	238,393.63
	SELL								
	VP450022								
	06/15/01 MONEY MARKET SVC CLASS								
06/18/01	MELLS FARGO CASH INVESTMENT		100.00	100.00	5,719.74	0.00	5,719.74	0.00	5,719.74
	SELL								
	VP450022								
	06/18/01 MONEY MARKET SVC CLASS								

TRD DATE * * SECURITIES SOLD * * UNIT COST COST PROCEEDS (REALIZED GAIN/LOSS) INTEREST

06/18/01	MELLS FARGO CASH INVESTMENT	100.00	487,698.58	487,698.58	0.00
	06/18/01 MONEY MARKET SVC CLASS	100.00			
	VP4500022				
	SELL				
	CASH SWEEP TRADES				
06/19/01	MELLS FARGO CASH INVESTMENT	100.00			0.00
	06/19/01 MONEY MARKET SVC CLASS	100.00			
	VP4500022				
	SELL				
	CASH SWEEP TRADES				
06/19/01	MELLS FARGO CASH INVESTMENT	100.00	4,046.03	4,046.03	0.00
	06/19/01 MONEY MARKET SVC CLASS	100.00			
	VP4500022				
	SELL				
	CASH SWEEP TRADES				
06/19/01	MELLS FARGO CASH INVESTMENT	100.00	35,724.62	35,724.62	0.00
	06/19/01 MONEY MARKET SVC CLASS	100.00			
	VP4500022				
	SELL				
	CASH SWEEP TRADES				
06/21/01	MELLS FARGO CASH INVESTMENT	100.00	147,105.70	147,105.70	0.00
	06/21/01 MONEY MARKET SVC CLASS	100.00			
	VP4500022				
	SELL				
	CASH SWEEP TRADES				
06/22/01	MELLS FARGO CASH INVESTMENT	100.00	848,000.00	848,000.00	0.00
	06/22/01 MONEY MARKET SVC CLASS	100.00			
	VP4500022				
	SELL				
	CASH SWEEP TRADES				
06/25/01	MELLS FARGO CASH INVESTMENT	100.00	208,780.47	208,780.47	0.00
	06/25/01 MONEY MARKET SVC CLASS	100.00			
	VP4500022				
	SELL				
	CASH SWEEP TRADES				
06/26/01	MELLS FARGO CASH INVESTMENT	100.00	61,192.85	61,192.85	0.00
	06/26/01 MONEY MARKET SVC CLASS	100.00			
	VP4500022				
	SELL				
	CASH SWEEP TRADES				
06/27/01	MELLS FARGO CASH INVESTMENT	100.00	258,144.53	258,144.53	0.00
	06/27/01 MONEY MARKET SVC CLASS	100.00			
	VP4500022				
	SELL				
	CASH SWEEP TRADES				
06/27/01	MELLS FARGO CASH INVESTMENT	100.00	10,547.02	10,547.02	0.00
	06/27/01 MONEY MARKET SVC CLASS	100.00			
	VP4500022				
	SELL				
	CASH SWEEP TRADES				

THE MCCUNE CHARITABLE FOUNDATION -
BLACKROCK

10591206
DECEMBER 31, 2000
THROUGH DECEMBER 31, 2001

TRD DATE * * SECURITIES SOLD * *
UNIT COST
SALE PRICE
SHARES/PAR
COST
PROCEEDS
INTEREST
REALIZED GAIN(LOSS)

06/29/01	MELLS FARGO CASH INVESTMENT	100.00	8,422.02	8,422.02	0.00	
	06/29/01 MONEY MARKET SVC CLASS	100.00				
	VP450022					
	SELL					
	CASH SWEEP TRADES					
06/29/01	MELLS FARGO CASH INVESTMENT	100.00	4,597.08	4,597.08	0.00	
	06/29/01 MONEY MARKET SVC CLASS	100.00				
	VP450022					
	SELL					
	CASH SWEEP TRADES					
07/02/01	MELLS FARGO CASH INVESTMENT	100.00	329,323.12	329,323.12	0.00	
	07/02/01 MONEY MARKET SVC CLASS	100.00				
	VP450022					
	SELL					
	CASH SWEEP TRADES					
07/02/01	MELLS FARGO CASH INVESTMENT	100.00	10,093.75	10,093.75	0.00	
	07/02/01 MONEY MARKET SVC CLASS	100.00				
	VP450022					
	SELL					
	CASH SWEEP TRADES					
07/03/01	MELLS FARGO CASH INVESTMENT	100.00	9,163.33	9,163.33	0.00	
	07/03/01 MONEY MARKET SVC CLASS	100.00				
	VP450022					
	SELL					
	CASH SWEEP TRADES					
07/05/01	MELLS FARGO CASH INVESTMENT	100.00	5,140.54	5,140.54	0.00	
	07/05/01 MONEY MARKET SVC CLASS	100.00				
	VP450022					
	SELL					
	CASH SWEEP TRADES					
07/06/01	MELLS FARGO CASH INVESTMENT	100.00	7,515.71	7,515.71	0.00	
	07/06/01 MONEY MARKET SVC CLASS	100.00				
	VP450022					
	SELL					
	CASH SWEEP TRADES					
07/06/01	MELLS FARGO CASH INVESTMENT	100.00	24,965.00	24,965.00	0.00	
	07/06/01 MONEY MARKET SVC CLASS	100.00				
	VP450022					
	SELL					
	CASH SWEEP TRADES					
07/09/01	MELLS FARGO CASH INVESTMENT	100.00	213,923.72	213,923.72	0.00	
	07/09/01 MONEY MARKET SVC CLASS	100.00				
	VP450022					
	SELL					
	CASH SWEEP TRADES					
07/12/01	MELLS FARGO CASH INVESTMENT	100.00	7,171.83	7,171.83	0.00	
	07/12/01 MONEY MARKET SVC CLASS	100.00				
	VP450022					
	SELL					
	CASH SWEEP TRADES					

TRD DATE	** SECURITIES SOLD **	STL DATE	UNIT COST	COST	PROCEEDS	REALIZED GAIN(LOSS)
07/12/01	MELLS FARGO CASH INVESTMENT		100.00	49,129.98	49,129.98	0.00
	07/12/01 MONEY MARKET SVC CLASS		100.00			
	VP4500022					
	CASH SWEEP TRADES					
07/13/01	MELLS FARGO CASH INVESTMENT		100.00	534,655.63	534,655.63	0.00
	07/13/01 MONEY MARKET SVC CLASS		100.00			
	VP4500022					
	CASH SWEEP TRADES					
07/17/01	MELLS FARGO CASH INVESTMENT		100.00	118,897.76	118,897.76	0.00
	07/17/01 MONEY MARKET SVC CLASS		100.00			
	VP4500022					
	CASH SWEEP TRADES					
07/18/01	MELLS FARGO CASH INVESTMENT		100.00	4,449.58	4,449.58	0.00
	07/18/01 MONEY MARKET SVC CLASS		100.00			
	VP4500022					
	CASH SWEEP TRADES					
07/19/01	MELLS FARGO CASH INVESTMENT		100.00	553,447.87	553,447.87	0.00
	07/19/01 MONEY MARKET SVC CLASS		100.00			
	VP4500022					
	CASH SWEEP TRADES					
07/20/01	MELLS FARGO CASH INVESTMENT		100.00	1,375.00	1,375.00	0.00
	07/20/01 MONEY MARKET SVC CLASS		100.00			
	VP4500022					
	CASH SWEEP TRADES					
07/23/01	MELLS FARGO CASH INVESTMENT		100.00	1,687.39	1,687.39	0.00
	07/23/01 MONEY MARKET SVC CLASS		100.00			
	VP4500022					
	CASH SWEEP TRADES					
07/23/01	MELLS FARGO CASH INVESTMENT		100.00	22,000.37	22,000.37	0.00
	07/23/01 MONEY MARKET SVC CLASS		100.00			
	VP4500022					
	CASH SWEEP TRADES					
07/24/01	MELLS FARGO CASH INVESTMENT		100.00	17,083.81	17,083.81	0.00
	07/24/01 MONEY MARKET SVC CLASS		100.00			
	VP4500022					
	CASH SWEEP TRADES					
07/24/01	MELLS FARGO CASH INVESTMENT		100.00	305,767.23	305,767.23	0.00
	07/24/01 MONEY MARKET SVC CLASS		100.00			
	VP4500022					
	CASH SWEEP TRADES					

TRD DATE	* * SECURITIES SOLD * *	STL DATE	UNIT COST	COST	PROCEEDS	REALIZED GAIN(LOSS)
07/26/01	MELLS FARGO CASH INVESTMENT		100.00	11,218.64	11,218.64	0.00
	07/26/01 MONEY MARKET SVC CLASS		100.00		0.00	
	VP450022					
	CASH SWEEP TRADES					
07/27/01	MELLS FARGO CASH INVESTMENT		100.00	117,387.05	117,387.05	0.00
	07/27/01 MONEY MARKET SVC CLASS		100.00			
	VP450022					
	CASH SWEEP TRADES					
07/27/01	MELLS FARGO CASH INVESTMENT		100.00	1,593.75	1,593.75	0.00
	07/27/01 MONEY MARKET SVC CLASS		100.00			
	VP450022					
	CASH SWEEP TRADES					
07/30/01	MELLS FARGO CASH INVESTMENT		100.00	14,811.14	14,811.14	0.00
	07/30/01 MONEY MARKET SVC CLASS		100.00			
	VP450022					
	CASH SWEEP TRADES					
07/30/01	MELLS FARGO CASH INVESTMENT		100.00	43,565.20	43,565.20	0.00
	07/30/01 MONEY MARKET SVC CLASS		100.00			
	VP450022					
	CASH SWEEP TRADES					
08/02/01	MELLS FARGO CASH INVESTMENT		100.00	3,390.71	3,390.71	0.00
	08/02/01 MONEY MARKET SVC CLASS		100.00			
	VP450022					
	CASH SWEEP TRADES					
08/02/01	MELLS FARGO CASH INVESTMENT		100.00	22,384.21	22,384.21	0.00
	08/02/01 MONEY MARKET SVC CLASS		100.00			
	VP450022					
	CASH SWEEP TRADES					
08/03/01	MELLS FARGO CASH INVESTMENT		100.00	11,859.18	11,859.18	0.00
	08/03/01 MONEY MARKET SVC CLASS		100.00			
	VP450022					
	CASH SWEEP TRADES					
08/06/01	MELLS FARGO CASH INVESTMENT		100.00	699.61	699.61	0.00
	08/06/01 MONEY MARKET SVC CLASS		100.00			
	VP450022					
	CASH SWEEP TRADES					
08/07/01	MELLS FARGO CASH INVESTMENT		100.00	3,031.25	3,031.25	0.00
	08/07/01 MONEY MARKET SVC CLASS		100.00			
	VP450022					
	CASH SWEEP TRADES					

TRD DATE	** SECURITIES SOLD **	UNIT COST	COST	PROCEEDS	REALIZED GAIN(LOSS)
08/07/01	MELLS FARGO CASH INVESTMENT	100.00	41,464.95	41,464.95	0.00
	08/07/01 MONEY MARKET SVC CLASS	100.00			
	VP4500022				
	SELL				
	CASH SWEEP TRADES				
08/08/01	MELLS FARGO CASH INVESTMENT	100.00	781.14	781.14	0.00
	08/08/01 MONEY MARKET SVC CLASS	100.00			
	VP4500022				
	SELL				
	CASH SWEEP TRADES				
08/09/01	MELLS FARGO CASH INVESTMENT	100.00	85,159.92	85,159.92	0.00
	08/09/01 MONEY MARKET SVC CLASS	100.00			
	VP4500022				
	SELL				
	CASH SWEEP TRADES				
08/09/01	MELLS FARGO CASH INVESTMENT	100.00	36,230.46	36,230.46	0.00
	08/09/01 MONEY MARKET SVC CLASS	100.00			
	VP4500022				
	SELL				
	CASH SWEEP TRADES				
08/10/01	MELLS FARGO CASH INVESTMENT	100.00	3,062.61	3,062.61	0.00
	08/10/01 MONEY MARKET SVC CLASS	100.00			
	VP4500022				
	SELL				
	CASH SWEEP TRADES				
08/14/01	MELLS FARGO CASH INVESTMENT	100.00	59,597.40	59,597.40	0.00
	08/14/01 MONEY MARKET SVC CLASS	100.00			
	VP4500022				
	SELL				
	CASH SWEEP TRADES				
08/14/01	MELLS FARGO CASH INVESTMENT	100.00	35,816.85	35,816.85	0.00
	08/14/01 MONEY MARKET SVC CLASS	100.00			
	VP4500022				
	SELL				
	CASH SWEEP TRADES				
08/15/01	MELLS FARGO CASH INVESTMENT	100.00	417,331.44	417,331.44	0.00
	08/15/01 MONEY MARKET SVC CLASS	100.00			
	VP4500022				
	SELL				
	CASH SWEEP TRADES				
08/15/01	MELLS FARGO CASH INVESTMENT	100.00	23,697.68	23,697.68	0.00
	08/15/01 MONEY MARKET SVC CLASS	100.00			
	VP4500022				
	SELL				
	CASH SWEEP TRADES				
08/15/01	MELLS FARGO CASH INVESTMENT	100.00	1,399.00	1,399.00	0.00
	08/15/01 MONEY MARKET SVC CLASS	100.00			
	VP4500022				
	SELL				
	CASH SWEEP TRADES				

TRD DATE * * SECURITIES SOLD * *
 UNIT COST
 COST
 PROCEEDS
 INTEREST

TRD DATE	UNIT COST	COST	PROCEEDS	INTEREST
08/16/01 WELLS FARGO CASH INVESTMENT	100.00	2,381.39	2,381.39	0.00
08/16/01 MONEY MARKET SVC CLASS	100.00			0.00
VP4500022	2,381.3900			
CASH SWEEP TRADES				
08/16/01 WELLS FARGO CASH INVESTMENT	100.00	552.322	552.322	0.00
08/16/01 MONEY MARKET SVC CLASS	100.00			0.00
VP4500022	552,322.5900			
CASH SWEEP TRADES				
08/21/01 WELLS FARGO CASH INVESTMENT	100.00	8,906.25	8,906.25	0.00
08/21/01 MONEY MARKET SVC CLASS	100.00			0.00
VP4500022	8,906.2500			
CASH SWEEP TRADES				
08/22/01 WELLS FARGO CASH INVESTMENT	100.00	122,660.47	122,660.47	0.00
08/22/01 MONEY MARKET SVC CLASS	100.00			0.00
VP4500022	122,660.4700			
CASH SWEEP TRADES				
08/23/01 WELLS FARGO CASH INVESTMENT	100.00	6,506.45	6,506.45	0.00
08/23/01 MONEY MARKET SVC CLASS	100.00			0.00
VP4500022	6,506.4500			
CASH SWEEP TRADES				
08/24/01 WELLS FARGO CASH INVESTMENT	100.00	78,882.99	78,882.99	0.00
08/24/01 MONEY MARKET SVC CLASS	100.00			0.00
VP4500022	78,882.9900			
CASH SWEEP TRADES				
08/27/01 WELLS FARGO CASH INVESTMENT	100.00	9,712.15	9,712.15	0.00
08/27/01 MONEY MARKET SVC CLASS	100.00			0.00
VP4500022	9,712.1500			
CASH SWEEP TRADES				
08/28/01 WELLS FARGO CASH INVESTMENT	100.00	5,687.58	5,687.58	0.00
08/28/01 MONEY MARKET SVC CLASS	100.00			0.00
VP4500022	5,687.5800			
CASH SWEEP TRADES				
08/28/01 WELLS FARGO CASH INVESTMENT	100.00	21,898.14	21,898.14	0.00
08/28/01 MONEY MARKET SVC CLASS	100.00			0.00
VP4500022	21,898.1400			
CASH SWEEP TRADES				
08/29/01 WELLS FARGO CASH INVESTMENT	100.00	123,984.03	123,984.03	0.00
08/29/01 MONEY MARKET SVC CLASS	100.00			0.00
VP4500022	123,984.0300			

TRD DATE * * SECURITIES SOLD * *

TRD DATE	* * SECURITIES SOLD * *	UNIT COST	COST	PROCEEDS	REALIZED GAIN(LOSS)
08/31/01	MELLS FARGO CASH INVESTMENT	100.00	743.08	743.08	0.00
	08/31/01 MONEY MARKET SVC CLASS	100.00			
	VP4500022				
	CASH SWEET TRADES				
09/04/01	MELLS FARGO CASH INVESTMENT	100.00	651,738.44	651,738.44	0.00
	09/04/01 MONEY MARKET SVC CLASS	100.00			
	VP4500022				
	CASH SWEET TRADES				
09/05/01	MELLS FARGO CASH INVESTMENT	100.00	35,432.93	35,432.93	0.00
	09/05/01 MONEY MARKET SVC CLASS	100.00			
	VP4500022				
	CASH SWEET TRADES				
09/05/01	MELLS FARGO CASH INVESTMENT	100.00	24,046.79	24,046.79	0.00
	09/05/01 MONEY MARKET SVC CLASS	100.00			
	VP4500022				
	CASH SWEET TRADES				
09/05/01	MELLS FARGO CASH INVESTMENT	100.00	676,243.92	676,243.92	0.00
	09/05/01 MONEY MARKET SVC CLASS	100.00			
	VP4500022				
	CASH SWEET TRADES				
09/06/01	MELLS FARGO CASH INVESTMENT	100.00	119,750.61	119,750.61	0.00
	09/06/01 MONEY MARKET SVC CLASS	100.00			
	VP4500022				
	CASH SWEET TRADES				
09/07/01	MELLS FARGO CASH INVESTMENT	100.00	1,212,327.91	1,212,327.91	0.00
	09/07/01 MONEY MARKET SVC CLASS	100.00			
	VP4500022				
	CASH SWEET TRADES				
09/11/01	MELLS FARGO CASH INVESTMENT	100.00	76,166.00	76,166.00	0.00
	09/11/01 MONEY MARKET SVC CLASS	100.00			
	VP4500022				
	CASH SWEET TRADES				
09/11/01	MELLS FARGO CASH INVESTMENT	100.00	79,107.50	79,107.50	0.00
	09/11/01 MONEY MARKET SVC CLASS	100.00			
	VP4500022				
	CASH SWEET TRADES				
09/12/01	MELLS FARGO CASH INVESTMENT	100.00	277,084.63	277,084.63	0.00
	09/12/01 MONEY MARKET SVC CLASS	100.00			
	VP4500022				
	CASH SWEET TRADES				

THE MCCUNE CHARITABLE FOUNDATION -
 BLACKROCK

PAGE 347
 10591206
 DECEMBER 31, 2000
 THROUGH DECEMBER 31, 2001



FD410
 DETAIL STATEMENT OF
 SALE TRANSACTIONS

THE MCCUNE CHARITABLE FOUNDATION -
 BLACKROCK

10591206
 DECEMBER 31, 2000
 THROUGH DECEMBER 31, 2001

TRD DATE * * SECURITIES SOLD * * UNIT COST COST PROCEEDS REALIZED GAIN(LOSS)

TRD DATE	* * SECURITIES SOLD * *	UNIT COST	COST	PROCEEDS	REALIZED GAIN(LOSS)
09/17/01	MELLS FARGO CASH INVESTMENT	100.00	159,330.47	159,330.47	0.00
	VP4500022	100.00		0.00	
	09/17/01 MONEY MARKET SVC CLASS	100.00		0.00	
	CASH SWEET TRADES				
09/18/01	MELLS FARGO CASH INVESTMENT	100.00	8,766.03	8,766.03	0.00
	VP4500022	100.00		0.00	
	09/18/01 MONEY MARKET SVC CLASS	100.00		0.00	
	CASH SWEET TRADES				
09/19/01	MELLS FARGO CASH INVESTMENT	100.00	31,395.44	31,395.44	0.00
	VP4500022	100.00		0.00	
	09/19/01 MONEY MARKET SVC CLASS	100.00		0.00	
	CASH SWEET TRADES				
09/20/01	MELLS FARGO CASH INVESTMENT	100.00	500.00	500.00	0.00
	VP4500022	100.00		0.00	
	09/20/01 MONEY MARKET SVC CLASS	100.00		0.00	
	CASH SWEET TRADES				
09/20/01	MELLS FARGO CASH INVESTMENT	100.00	185,781.26	185,781.26	0.00
	VP4500022	100.00		0.00	
	09/20/01 MONEY MARKET SVC CLASS	100.00		0.00	
	CASH SWEET TRADES				
09/21/01	MELLS FARGO CASH INVESTMENT	100.00	19,281.31	19,281.31	0.00
	VP4500022	100.00		0.00	
	09/21/01 MONEY MARKET SVC CLASS	100.00		0.00	
	CASH SWEET TRADES				
09/24/01	MELLS FARGO CASH INVESTMENT	100.00	4,528.20	4,528.20	0.00
	VP4500022	100.00		0.00	
	09/24/01 MONEY MARKET SVC CLASS	100.00		0.00	
	CASH SWEET TRADES				
09/25/01	MELLS FARGO CASH INVESTMENT	100.00	39,880.49	39,880.49	0.00
	VP4500022	100.00		0.00	
	09/25/01 MONEY MARKET SVC CLASS	100.00		0.00	
	CASH SWEET TRADES				
09/26/01	MELLS FARGO CASH INVESTMENT	100.00	765.50	765.50	0.00
	VP4500022	100.00		0.00	
	09/26/01 MONEY MARKET SVC CLASS	100.00		0.00	
	CASH SWEET TRADES				
09/26/01	MELLS FARGO CASH INVESTMENT	100.00	51,101.19	51,101.19	0.00
	VP4500022	100.00		0.00	
	09/26/01 MONEY MARKET SVC CLASS	100.00		0.00	
	CASH SWEET TRADES				

FD410
 DETAIL STATEMENT OF
 SALE TRANSACTIONS
 THE MCCUNE CHARITABLE FOUNDATION -
 BLACKROCK

TRD DATE * * SECURITIES SOLD * * UNIT COST COST PROCEEDS REALIZED GAIN(LOSS)

TRD DATE	* * SECURITIES SOLD * *	UNIT COST	COST	PROCEEDS	REALIZED GAIN(LOSS)
10/02/01	WELLS FARGO CASH INVESTMENT 10/02/01 MONEY MARKET SVC CLASS VP4500022 SELL	100.00	5,222.05	5,222.05	0.00
	CASH SWEEP TRADES				
10/03/01	WELLS FARGO CASH INVESTMENT 10/03/01 MONEY MARKET SVC CLASS VP4500022 SELL	100.00	421,812.10	421,812.10	0.00
	CASH SWEEP TRADES				
10/03/01	WELLS FARGO CASH INVESTMENT 10/03/01 MONEY MARKET SVC CLASS VP4500022 SELL	100.00	18,947.59	18,947.59	0.00
	CASH SWEEP TRADES				
10/04/01	WELLS FARGO CASH INVESTMENT 10/04/01 MONEY MARKET SVC CLASS VP4500022 SELL	100.00	16,627.69	16,627.69	0.00
	CASH SWEEP TRADES				
10/05/01	WELLS FARGO CASH INVESTMENT 10/05/01 MONEY MARKET SVC CLASS VP4500022 SELL	100.00	10,145.49	10,145.49	0.00
	CASH SWEEP TRADES				
10/09/01	WELLS FARGO CASH INVESTMENT 10/09/01 MONEY MARKET SVC CLASS VP4500022 SELL	100.00	2,140.69	2,140.69	0.00
	CASH SWEEP TRADES				
10/09/01	WELLS FARGO CASH INVESTMENT 10/09/01 MONEY MARKET SVC CLASS VP4500022 SELL	100.00	163,801.72	163,801.72	0.00
	CASH SWEEP TRADES				
10/10/01	WELLS FARGO CASH INVESTMENT 10/10/01 MONEY MARKET SVC CLASS VP4500022 SELL	100.00	8,343.64	8,343.64	0.00
	CASH SWEEP TRADES				
10/10/01	WELLS FARGO CASH INVESTMENT 10/10/01 MONEY MARKET SVC CLASS VP4500022 SELL	100.00	289.33	289.33	0.00
	CASH SWEEP TRADES				
10/11/01	WELLS FARGO CASH INVESTMENT 10/11/01 MONEY MARKET SVC CLASS VP4500022 SELL	100.00	176,341.44	176,341.44	0.00
	CASH SWEEP TRADES				

PAGE 349
 10591206
 DECEMBER 31,2000
 THROUGH DECEMBER 31,2001

FD410
 DETAIL STATEMENT OF
 SALE TRANSACTIONS

THE MCCUNE CHARITABLE FOUNDATION -
 BLACKROCK

10591206
 DECEMBER 31,2000
 THROUGH DECEMBER 31,2001

TRD DATE * * SECURITIES SOLD * * STL DATE
 UNIT COST SALE PRICE SHARES/PAR PROCEEDS INTEREST REALIZED GAIN(LOSS)

10/12/01	WELLS FARGO CASH INVESTMENT	100.00	197,307.62	197,307.62	0.00	0.00
	10/12/01 MONEY MARKET SVC CLASS	100.00				
	SELL VP450022					
	CASH SWEET TRADES					
10/12/01	WELLS FARGO CASH INVESTMENT	100.00	8,156.14	8,156.14	0.00	0.00
	10/12/01 MONEY MARKET SVC CLASS	100.00				
	SELL VP450022					
	CASH SWEET TRADES					
10/12/01	WELLS FARGO CASH INVESTMENT	100.00	113,450.86	113,450.86	0.00	0.00
	10/12/01 MONEY MARKET SVC CLASS	100.00				
	SELL VP450022					
	CASH SWEET TRADES					
10/15/01	WELLS FARGO CASH INVESTMENT	100.00	625.00	625.00	0.00	0.00
	10/15/01 MONEY MARKET SVC CLASS	100.00				
	SELL VP450022					
	CASH SWEET TRADES					
10/15/01	WELLS FARGO CASH INVESTMENT	100.00	9,302.78	9,302.78	0.00	0.00
	10/15/01 MONEY MARKET SVC CLASS	100.00				
	SELL VP450022					
	CASH SWEET TRADES					
10/16/01	WELLS FARGO CASH INVESTMENT	100.00	1,860,554.78	1,860,554.78	0.00	0.00
	10/16/01 MONEY MARKET SVC CLASS	100.00				
	SELL VP450022					
	CASH SWEET TRADES					
10/18/01	WELLS FARGO CASH INVESTMENT	100.00	535,580.31	535,580.31	0.00	0.00
	10/18/01 MONEY MARKET SVC CLASS	100.00				
	SELL VP450022					
	CASH SWEET TRADES					
10/19/01	WELLS FARGO CASH INVESTMENT	100.00	101,325.57	101,325.57	0.00	0.00
	10/19/01 MONEY MARKET SVC CLASS	100.00				
	SELL VP450022					
	CASH SWEET TRADES					
10/22/01	WELLS FARGO CASH INVESTMENT	100.00	66,850.73	66,850.73	0.00	0.00
	10/22/01 MONEY MARKET SVC CLASS	100.00				
	SELL VP450022					
	CASH SWEET TRADES					
10/22/01	WELLS FARGO CASH INVESTMENT	100.00	3,953.08	3,953.08	0.00	0.00
	10/22/01 MONEY MARKET SVC CLASS	100.00				
	SELL VP450022					
	CASH SWEET TRADES					

FD410
DETAIL STATEMENT OF
SALE TRANSACTIONS

THE MCCUNE CHARITABLE FOUNDATION -
BLACKROCK

PAGE 351
10591206
DECEMBER 31, 2000
THROUGH
DECEMBER 31, 2001

TRD DATE	** SECURITIES SOLD **	STL DATE	UNIT COST	COST	PROCEEDS	REALIZED GAIN(LOSS)
10/24/01	WELLS FARGO CASH INVESTMENT	10/24/01	100.00	72,232.18	72,232.18	0.00
	10/24/01 MONEY MARKET SVC CLASS		100.00			
	SELL VP4500022					
	CASH SWEEP TRADES					
10/24/01	WELLS FARGO CASH INVESTMENT	10/24/01	100.00	72,232.18	72,232.18	0.00
	10/24/01 MONEY MARKET SVC CLASS		100.00			
	SELL VP4500022					
	CASH SWEEP TRADES					
10/24/01	WELLS FARGO CASH INVESTMENT	10/24/01	100.00	72,232.18	72,232.18	0.00
	10/24/01 MONEY MARKET SVC CLASS		100.00			
	SELL VP4500022					
	CASH SWEEP TRADES					
10/30/01	WELLS FARGO CASH INVESTMENT	10/30/01	100.00	111,332.54	111,332.54	0.00
	10/30/01 MONEY MARKET SVC CLASS		100.00			
	SELL VP4500022					
	CASH SWEEP TRADES					
10/31/01	WELLS FARGO CASH INVESTMENT	10/31/01	100.00	352,650.29	352,650.29	0.00
	10/31/01 MONEY MARKET SVC CLASS		100.00			
	SELL VP4500022					
	CASH SWEEP TRADES					
11/01/01	WELLS FARGO CASH INVESTMENT	11/01/01	100.00	196,076.22	196,076.22	0.00
	11/01/01 MONEY MARKET SVC CLASS		100.00			
	SELL VP4500022					
	CASH SWEEP TRADES					
11/02/01	WELLS FARGO CASH INVESTMENT	11/02/01	100.00	307,564.90	307,564.90	0.00
	11/02/01 MONEY MARKET SVC CLASS		100.00			
	SELL VP4500022					
	CASH SWEEP TRADES					
11/02/01	WELLS FARGO CASH INVESTMENT	11/02/01	100.00	15,379.13	15,379.13	0.00
	11/02/01 MONEY MARKET SVC CLASS		100.00			
	SELL VP4500022					
	CASH SWEEP TRADES					
11/05/01	WELLS FARGO CASH INVESTMENT	11/05/01	100.00	4,974.14	4,974.14	0.00
	11/05/01 MONEY MARKET SVC CLASS		100.00			
	SELL VP4500022					
	CASH SWEEP TRADES					
11/05/01	WELLS FARGO CASH INVESTMENT	11/05/01	100.00	189,987.65	189,987.65	0.00
	11/05/01 MONEY MARKET SVC CLASS		100.00			
	SELL VP4500022					
	CASH SWEEP TRADES					
11/07/01	WELLS FARGO CASH INVESTMENT	11/07/01	100.00	24,911.48	24,911.48	0.00
	11/07/01 MONEY MARKET SVC CLASS		100.00			
	SELL VP4500022					
	CASH SWEEP TRADES					

TRD DATE * * SECURITIES SOLD * *
STL DATE

UNIT COST
SALE PRICE
SHARES/PAR
COST
PROCEEDS
REALIZED GAIN(LOSS)
INTEREST

11/08/01	MELLS FARGO CASH INVESTMENT	100.00	23,525.83	23,525.83	0.00		
	SELL	100.00					
	11/08/01 MONEY MARKET SVC CLASS	100.00					
	VP4500022						
	CASH SWEEP TRADES	23,525.8300					
11/09/01	MELLS FARGO CASH INVESTMENT	100.00	590.30	590.30	0.00		
	SELL	100.00					
	11/09/01 MONEY MARKET SVC CLASS	100.00					
	VP4500022						
	CASH SWEEP TRADES	590.3000					
11/13/01	MELLS FARGO CASH INVESTMENT	100.00	18,285.00	18,285.00	0.00		
	SELL	100.00					
	11/13/01 MONEY MARKET SVC CLASS	100.00					
	VP4500022						
	CASH SWEEP TRADES	18,285.00					
11/13/01	MELLS FARGO CASH INVESTMENT	100.00	937.44	937.44	0.00		
	SELL	100.00					
	11/13/01 MONEY MARKET SVC CLASS	100.00					
	VP4500022						
	CASH SWEEP TRADES	937.4400					
11/14/01	MELLS FARGO CASH INVESTMENT	100.00	128,646.30	128,646.30	0.00		
	SELL	100.00					
	11/14/01 MONEY MARKET SVC CLASS	100.00					
	VP4500022						
	CASH SWEEP TRADES	128,646.3000					
11/14/01	MELLS FARGO CASH INVESTMENT	100.00	375,355.55	375,355.55	0.00		
	SELL	100.00					
	11/14/01 MONEY MARKET SVC CLASS	100.00					
	VP4500022						
	CASH SWEEP TRADES	375,355.5500					
11/15/01	MELLS FARGO CASH INVESTMENT	100.00	2,125.11	2,125.11	0.00		
	SELL	100.00					
	11/15/01 MONEY MARKET SVC CLASS	100.00					
	VP4500022						
	CASH SWEEP TRADES	2,125.1100					
11/15/01	MELLS FARGO CASH INVESTMENT	100.00	70,494.60	70,494.60	0.00		
	SELL	100.00					
	11/15/01 MONEY MARKET SVC CLASS	100.00					
	VP4500022						
	CASH SWEEP TRADES	70,494.6000					
11/16/01	MELLS FARGO CASH INVESTMENT	100.00	827.13	827.13	0.00		
	SELL	100.00					
	11/16/01 MONEY MARKET SVC CLASS	100.00					
	VP4500022						
	CASH SWEEP TRADES	827.1300					

TRD DATE	** SECURITIES SOLD **	STL DATE	UNIT COST	COST	PROCEEDS	REALIZED GAIN(LOSS)
11/16/01	MELLS FARGO CASH INVESTMENT		100.00	309,038.89	309,038.89	0.00
	SELL		100.00			
	11/16/01 MONEY MARKET SVC CLASS		100.00			
	VP4500022					
	CASH SWEEP TRADES					
11/16/01	MELLS FARGO CASH INVESTMENT		100.00	23,886.36	23,886.36	0.00
	SELL		100.00			
	11/16/01 MONEY MARKET SVC CLASS		100.00			
	VP4500022					
	CASH SWEEP TRADES					
11/19/01	MELLS FARGO CASH INVESTMENT		100.00	6,161.57	6,161.57	0.00
	SELL		100.00			
	11/19/01 MONEY MARKET SVC CLASS		100.00			
	VP4500022					
	CASH SWEEP TRADES					
11/19/01	MELLS FARGO CASH INVESTMENT		100.00	729,429.26	729,429.26	0.00
	SELL		100.00			
	11/19/01 MONEY MARKET SVC CLASS		100.00			
	VP4500022					
	CASH SWEEP TRADES					
11/21/01	MELLS FARGO CASH INVESTMENT		100.00	121,041.77	121,041.77	0.00
	SELL		100.00			
	11/21/01 MONEY MARKET SVC CLASS		100.00			
	VP4500022					
	CASH SWEEP TRADES					
11/21/01	MELLS FARGO CASH INVESTMENT		100.00	98,933.15	98,933.15	0.00
	SELL		100.00			
	11/21/01 MONEY MARKET SVC CLASS		100.00			
	VP4500022					
	CASH SWEEP TRADES					
11/21/01	MELLS FARGO CASH INVESTMENT		100.00	6,209.52	6,209.52	0.00
	SELL		100.00			
	11/21/01 MONEY MARKET SVC CLASS		100.00			
	VP4500022					
	CASH SWEEP TRADES					
11/23/01	MELLS FARGO CASH INVESTMENT		100.00	20,223.37	20,223.37	0.00
	SELL		100.00			
	11/23/01 MONEY MARKET SVC CLASS		100.00			
	VP4500022					
	CASH SWEEP TRADES					
11/23/01	MELLS FARGO CASH INVESTMENT		100.00	11,781.32	11,781.32	0.00
	SELL		100.00			
	11/23/01 MONEY MARKET SVC CLASS		100.00			
	VP4500022					
	CASH SWEEP TRADES					
11/26/01	MELLS FARGO CASH INVESTMENT		100.00	5,656.25	5,656.25	0.00
	SELL		100.00			
	11/26/01 MONEY MARKET SVC CLASS		100.00			
	VP4500022					

TRD DATE	** SECURITIES SOLD **	UNIT COST	COST	PROCEEDS	REALIZED GAIN/(LOSS)	STL DATE
11/27/01	WELLS FARGO CASH INVESTMENT	100 00	2,324 42	2,324 42	0.00	
	11/27/01 MONEY MARKET SVC CLASS	100 00				
	VP4500022					
	SELL					
	CASH SWEET TRADES					
11/28/01	WELLS FARGO CASH INVESTMENT	100.00	40,873.93	40,873.93	0.00	
	11/28/01 MONEY MARKET SVC CLASS	100.00				
	VP4500022					
	SELL					
	CASH SWEET TRADES					
11/28/01	WELLS FARGO CASH INVESTMENT	100.00	89,209.85	89,209.85	0.00	
	11/28/01 MONEY MARKET SVC CLASS	100.00				
	VP4500022					
	SELL					
	CASH SWEET TRADES					
11/30/01	WELLS FARGO CASH INVESTMENT	100.00	3,811.63	3,811.63	0.00	
	11/30/01 MONEY MARKET SVC CLASS	100.00				
	VP4500022					
	SELL					
	CASH SWEET TRADES					
12/03/01	WELLS FARGO CASH INVESTMENT	100.00	271,228.54	271,228.54	0.00	
	12/03/01 MONEY MARKET SVC CLASS	100.00				
	VP4500022					
	SELL					
	CASH SWEET TRADES					
12/05/01	WELLS FARGO CASH INVESTMENT	100.00	41,038.37	41,038.37	0.00	
	12/05/01 MONEY MARKET SVC CLASS	100.00				
	VP4500022					
	SELL					
	CASH SWEET TRADES					
12/06/01	WELLS FARGO CASH INVESTMENT	100 00	21,290.82	21,290.82	0 00	
	12/06/01 MONEY MARKET SVC CLASS	100.00				
	VP4500022					
	SELL					
	CASH SWEET TRADES					
12/06/01	WELLS FARGO CASH INVESTMENT	100.00	635,223.91	635,223.91	0.00	
	12/06/01 MONEY MARKET SVC CLASS	100.00				
	VP4500022					
	SELL					
	CASH SWEET TRADES					
12/06/01	WELLS FARGO CASH INVESTMENT	100 00	20,859.31	20,859.31	0.00	
	12/06/01 MONEY MARKET SVC CLASS	100.00				
	VP4500022					
	SELL					
	CASH SWEET TRADES					
12/07/01	WELLS FARGO CASH INVESTMENT	100 00	56,998.63	56,998.63	0.00	
	12/07/01 MONEY MARKET SVC CLASS	100.00				
	VP4500022					
	SELL					
	CASH SWEET TRADES					

TRD DATE	** SECURITIES SOLD **	STL DATE	UNIT COST	COST	PROCEEDS	REALIZED GAIN(LOSS)
12/07/01	MELLS FARGO CASH INVESTMENT		100.00	65,802.08	65,802.08	0.00
	12/07/01 MONEY MARKET SVC CLASS		100.00			
	VP4500022				0.00	
	CASH SWEEP TRADES					
12/07/01	MELLS FARGO CASH INVESTMENT		100.00	10,976.19	10,976.19	0.00
	12/07/01 MONEY MARKET SVC CLASS		100.00			
	VP4500022				0.00	
	CASH SWEEP TRADES					
12/10/01	MELLS FARGO CASH INVESTMENT		100.00	61,005.61	61,005.61	0.00
	12/10/01 MONEY MARKET SVC CLASS		100.00			
	VP4500022				0.00	
	CASH SWEEP TRADES					
12/13/01	MELLS FARGO CASH INVESTMENT		100.00	302,460.86	302,460.86	0.00
	12/13/01 MONEY MARKET SVC CLASS		100.00			
	VP4500022				0.00	
	CASH SWEEP TRADES					
12/14/01	MELLS FARGO CASH INVESTMENT		100.00	16,968.75	16,968.75	0.00
	12/14/01 MONEY MARKET SVC CLASS		100.00			
	VP4500022				0.00	
	CASH SWEEP TRADES					
12/14/01	MELLS FARGO CASH INVESTMENT		100.00	15,704.11	15,704.11	0.00
	12/14/01 MONEY MARKET SVC CLASS		100.00			
	VP4500022				0.00	
	CASH SWEEP TRADES					
12/14/01	MELLS FARGO CASH INVESTMENT		100.00	201,103.18	201,103.18	0.00
	12/14/01 MONEY MARKET SVC CLASS		100.00			
	VP4500022				0.00	
	CASH SWEEP TRADES					
12/17/01	MELLS FARGO CASH INVESTMENT		100.00	10,609.44	10,609.44	0.00
	12/17/01 MONEY MARKET SVC CLASS		100.00			
	VP4500022				0.00	
	CASH SWEEP TRADES					
12/17/01	MELLS FARGO CASH INVESTMENT		100.00	23,599.67	23,599.67	0.00
	12/17/01 MONEY MARKET SVC CLASS		100.00			
	VP4500022				0.00	
	CASH SWEEP TRADES					
12/18/01	MELLS FARGO CASH INVESTMENT		100.00	588,238.41	588,238.41	0.00
	12/18/01 MONEY MARKET SVC CLASS		100.00			
	VP4500022				0.00	

TRD DATE * * SECURITIES SOLD * * STL DATE UNIT COST COST PROCEEDS INTEREST REALIZED GAIN(LOSS)

TRD DATE	* * SECURITIES SOLD * *	STL DATE	UNIT COST	COST	PROCEEDS	INTEREST	REALIZED GAIN(LOSS)
12/21/01	WELLS FARGO CASH INVESTMENT	12/21/01	100.00	2,428.43	2,428.43	0.00	0.00
	VP450022		100.00				
	CASH SWEET TRADES		2,428.4300				
12/21/01	WELLS FARGO CASH INVESTMENT	12/21/01	100.00	.0	.0	0.00	0.00
	VP450022		100.00				
	CASH SWEET TRADES		2,062.5000				
12/24/01	WELLS FARGO CASH INVESTMENT	12/24/01	100.00	54,468.00	54,468.00	0.00	0.00
	VP450022		100.00				
	CASH SWEET TRADES		54,468.0000				
12/26/01	WELLS FARGO CASH INVESTMENT	12/26/01	100.00	6,093.75	6,093.75	0.00	0.00
	VP450022		100.00				
	CASH SWEET TRADES		6,093.7500				
12/27/01	WELLS FARGO CASH INVESTMENT	12/27/01	100.00	5,937.50	5,937.50	0.00	0.00
	VP450022		100.00				
	CASH SWEET TRADES		5,937.5000				
12/28/01	WELLS FARGO CASH INVESTMENT	12/28/01	100.00	155,892.83	155,892.83	0.00	0.00
	VP450022		100.00				
	CASH SWEET TRADES		155,892.8300				
12/28/01	WELLS FARGO CASH INVESTMENT	12/28/01	100.00	44,154.57	44,154.57	0.00	0.00
	VP450022		100.00				
	CASH SWEET TRADES		44,154.5700				
03/14/01	WELLS FARGO GOVERNMENT MONEY	03/14/01	100.00	58,712.54	58,712.54	0.00	0.00
	VP451005		100.00				
	CASH SWEET TRADES		58,712.5400				
04/27/01	WORLD COM INC	05/02/01	99.7593	39,903.72	40,050.00	1,089.87	146.28
	98157DAG1		100.125				
	GOLDMAN SACHS & COMPANY		40,000				
05/30/01	WORLD COM INC	06/04/01	98.1013	19,620.26	19,934.80	82.50	314.54
	98157DAK2		99.674				
	20,000		20,000				

FD410
 DETAIL STATEMENT OF
 SALE TRANSACTIONS
 - THE MCCUNE CHARITABLE FOUNDATION -
 BLACKROCK

PAGE 357
 10591206
 DECEMBER 31, 2000
 THROUGH DECEMBER 31, 2001

TRD DATE * * SECURITIES SOLD * * STL DATE UNIT COST SALE PRICE SHARES/PAR COST PROCEEDS INTEREST REALIZED GAIN(LOSS)

08/10/01 WORLDCom INC 98.1138 102.365 25,000 24,528.45 25,591.25 509.90 1,062.80

10/23/01 WORLDCom INC 100.2203 104.80 30,000 30,066.09 31,440.00 620.73 1,373.91

11/21/01 WORLDCom INC 98.8278 102.043 30,000 29,648.35 30,612.90 82.50 964.55

11/27/01 WORLDCom INC 98.8281 104.09 20,000 19,765.62 20,818.00 68.75 1,052.38

12/04/01 WORLDCom INC 100.2142 104.362 20,000 20,042.85 20,872.40 581.81 829.55

06/11/01 XTO ENERGY INC SER B 104.622 104.625 5,000 5,231.10 5,231.25 52.26 0.15

TOTAL TRANSACTIONS EFFECTIVE AND SETTLED WITHIN THE CURRENT PERIOD 114,470,255.95 114,686,988.07 960,500.81 216,732.12

TOTAL TRANSACTIONS THAT SETTLED WITHIN THE CURRENT PERIOD 114,470,255.95 114,686,988.07 960,500.81 216,732.12

TRANSACTIONS EFFECTIVE DURING THE PERIOD THAT SETTLE IN THE FUTURE:
 12/31/01 FED NATL HTG ASSN 105.0618 102.6094 50,000 52,530.90 51,304.70 1,153.47 (1,226.20)

TOTAL TRANSACTIONS EFFECTIVE DURING THE PERIOD THAT SETTLE IN THE FUTURE 52,530.90 51,304.70 1,153.47 (1,226.20)


PAGE 358
10591206
DECEMBER 31, 2000
THROUGH DECEMBER 31, 2001

THE MCCUNE CHARITABLE FOUNDATION -
BLACKROCK

UNIT COST	SALE PRICE	SHARES/PAR	TRD DATE	** SECURITIES SOLD **
114,522,786.85				
114,738,292.77				
961,654.28				
215,505.92				

TOTAL TRANSACTIONS EFFECTIVE IN THE PERIOD
0.00 COM
0.00 FEE

FD410
DETAIL STATEMENT OF
SALE TRANSACTIONS



TRD DATE * * SECURITIES SOLD * * UNIT COST SALE PRICE SHARES/PAR
STL DATE

TRANSACTIONS EFFECTIVE AND SETTLED WITHIN THE CURRENT PERIOD.

TRD DATE	* * SECURITIES SOLD * *	UNIT COST	SALE PRICE	SHARES/PAR	COST	PROCEEDS	REALIZED GAIN(LOSS)
07/11/01	ANDOCs LIMITED COM	64.6771	41.1636	1,400	90,548.00	57,557.11	(32,990.89)
07/16/01	MERRILL LYNCH PIERCE FENNER & SMITH						
10/16/01	AMERICAN INTL GROUP INC	81.3681	85.34	300	24,410.44	25,586.14	1,175.70
10/19/01	BEAR STEARNS & COMPANY						
10/25/01	AMERICAN INTL GROUP INC	81.3681	84.30	300	24,410.44	25,274.15	863.71
10/25/01	MARBURG DILLON READ LLC						
11/30/01	AMERICAN INTL GROUP INC	81.3681	83.45	100	8,136.81	8,339.72	202.91
12/05/01	BEAR STEARNS & COMPANY						
12/20/01	AMHEUSER BUSCH COS INC 1 COM & 1	42.1081	44.08	800	33,686.48	35,222.82	1,536.34
12/26/01	TAKEOVER RT EXP: 12-27-95						
04/30/01	AMERICAN INTL GROUP INC	49.017	51.80	1,200	58,820.46	62,097.92	3,277.46
05/03/01	BEAR STEARNS & COMPANY						
05/06/01	AMERICAN INTL GROUP INC	49.017	51.90	400	19,606.82	20,739.30	1,132.48
05/11/01	SALOMON SMITH BARNEY INC						
06/21/01	AMERICAN INTL GROUP INC	49.017	54.10	200	9,803.41	10,809.63	1,006.22
06/26/01	BEAR STEARNS & COMPANY						
06/28/01	AMERICAN INTL GROUP INC	49.017	52.05	500	24,508.52	25,999.13	1,490.61

TRD DATE	** SECURITIES SOLD **	STL DATE	UNIT COST	SALE PRICE	SHARES/PAR	COST	PROCEEDS	REALIZED GAIN/LOSS
07/09/01	AOL TIME WARNER, INC	07/12/01	49.017	50.85	700	34,511.93	35,558.81	1,246.88
07/12/01	BEAR STEARNS & COMPANY						0.00	
07/10/01	AOL TIME WARNER, INC.	07/13/01	49.017	51.05	300	14,705.11	15,299.48	594.37
07/13/01	CS FIRST BOSTON CORP						0.00	
11/13/01	AOL TIME WARNER, INC	11/16/01	49.017	37.30	300	14,705.11	11,174.62	(3,530.49)
11/16/01	BEAR STEARNS & COMPANY						0.00	
11/26/01	AOL TIME WARNER, INC.	11/29/01	49.017	37.4872	400	19,606.82	14,974.38	(4,632.44)
11/29/01	BEAR STEARNS & COMPANY						0.00	
12/05/01	AOL TIME WARNER, INC	12/10/01	49.017	35.16	1,000	49,017.05	35,108.82	(13,908.23)
12/10/01	MERRILL LYNCH PIERCE FENNER &						0.00	
10/26/01	APPLERA CORP	10/31/01	62.7453	30.18	400	25,098.12	12,051.59	(13,046.53)
10/31/01	BEAR STEARNS & COMPANY						0.00	
11/02/01	APPLIED MATLS INC	11/07/01	44.16	37.80	200	8,832.00	7,559.74	(1,272.26)
11/07/01	GERARD KLARER MATTISSON & CO						0.00	
04/30/01	AATF CORP - LIBERTY MEDIA-A	05/03/01	12.9248	15.6457	800	10,339.90	12,476.14	2,136.24
05/03/01	BEAR STEARNS & COMPANY						0.00	
05/01/01	AATF CORP - LIBERTY MEDIA-A	05/04/01	12.9248	16.00	2,000	25,849.74	31,898.93	6,049.19
05/04/01	SALOMON SMITH BARNEY INC						0.00	

TRD DATE	** SECURITIES SOLD **	UNIT COST	COST	PROCEEDS	REALIZED GAIN(LOSS)
05/02/01	AT&T CORP - LIBERTY MEDIA-A	12 9248	38,774.61	50,704.30	11,929.69
05/07/01	001957208	16 952		0 00	
05/17/01	AT&T CORP - LIBERTY MEDIA-A	12.9248	23,264.77	30,292.98	7,028.21
05/22/01	001957208	16 88		0 00	
05/21/01	AT&T CORP - LIBERTY MEDIA-A	12.9248	14,217.36	19,227.35	5,009.99
05/24/01	001957208	17.53		0 00	
10/26/01	BAKER HUGHES INC 1 COM & 1	38 1955	26,736.89	25,738.14	(998.75)
10/31/01	TAKEOVER RT EFF. 05/06/88 EXP:	36.82		0 00	
10/29/01	BAKER HUGHES INC 1 COM & 1	38 1955	34,376.00	33,748.87	(627.13)
11/01/01	TAKEOVER RT EFF. 05/06/88 EXP:	37 55		0 00	
11/15/01	BAKER HUGHES INC 1 COM & 1	38 1955	42,015.12	35,693.80	(6,321.32)
11/20/01	TAKEOVER RT EFF. 05/06/88 EXP:	32.50		0 00	
04/12/01	BEA SYSTEMS INC COM	62 2187	99,550.00	52,798.24	(46,751.76)
04/18/01	073325102	33.00		0 00	
07/31/01	BP AMCO ADR	51.3962	41,116.98	39,598.67	(1,518.31)
08/03/01	055622104	49.55		0 00	
08/01/01	BP AMCO ADR	51.3962	46,256.60	44,962.49	(1,294.11)
08/06/01	055622104	50.01		0 00	
08/01/01	ABN AMRO INCORPORATED	900			

TRD DATE	** SECURITIES SOLD **	UNIT COST	SALE PRICE	COST	PROCEEDS	REALIZED GAIN(LOSS)	STL DATE
08/07/01	BP AMOCO ADR	51.3962	50.14	30,837.73	30,052.99	(784.74)	
	CS FIRST BOSTON CORP.	50.14	600		0.00		
	30.00 COMM 0.050/SHR						
08/08/01	BP AMOCO ADR	51.3962	50.60	30,837.73	3	(532.75)	
	SALOMON SMITH BARNEY INC.	50.60	600				
	54.00 COMM 0.090/SHR						
08/09/01	BP AMOCO ADR	51.3962	50.58	35,977.35	35,369.81	(607.54)	
	MERRILL LYNCH PIERCE FENNER &	50.58	700		0.00		
	35.00 COMM 0.050/SHR						
08/10/01	BP AMOCO ADR	51.3962	50.53	33,407.54	32,810.90	(596.64)	
	SALOMON SMITH BARNEY INC.	50.53	650		0.00		
	32.50 COMM 0.050/SHR						
08/13/01	BP AMOCO ADR	51.3962	51.30	35,977.35	35,873.80	(103.55)	
	ARNOLD & S BLEICHERROEDER INC.	51.30	700		0.00		
	35.00 COMM 0.050/SHR						
09/17/01	BP AMOCO ADR	51.3962	48.8763	10,279.24	9,764.93	(514.31)	
	CS FIRST BOSTON CORP.	48.8763	200		0.00		
	10.00 COMM 0.050/SHR						
09/17/01	BP AMOCO ADR	51.3962	49.2649	10,279.24	9,842.65	(436.59)	
	LEHMAN BROTHERS INC.	49.2649	200		0.00		
	10.00 COMM 0.050/SHR						
09/17/01	BP AMOCO ADR	51.3962	43.5615	53,966.04	45,685.55	(8,280.49)	
	LEHMAN BROTHERS INC.	43.5615	1,050		0.00		
	52.50 COMM 0.050/SHR						
03/22/01	CHECK POINT SOFTWARE TECH COM	74.875	52.2813	44,925.00	31,367.73	(13,557.27)	
	LEHMAN BROTHERS INC.	52.2813	600		0.00		
11/01/01	CHEVRON TEXACO CORP	92.6173	89.029	46,308.65	44,488.01	(1,820.64)	
	BEAR STEERNS & COMPANY	89.029	500		0.00		
	25.00 COMM 0.050/SHR						

TRD DATE	* * SECURITIES SOLD * *	UNIT COST	SALE PRICE	COST	PROCEEDS	REALIZED GAIN(LOSS)
12/14/01	CHEVRON TEXACO CORP	92.6173	46,308.65	46,308.65	41,983.59	(4,325.06)
12/19/01	MARBURG DILLON READ LLC	84.02	500		0.00	
12/19/01	CHEVRON TEXACO CORP	92.6173	46,308.65	46,308.65	44,053.53	(2,255.12)
12/26/01	CS FIRST BOSTON CORP.	88.16	500		0.00	
03/28/01	CINEMA CORP COM	73.4146	22,024.38	22,024.38	14,174.52	(7,849.86)
04/02/01	GOLDMAN SACHS & COMPANY	47.25	300		0.00	
05/02/01	CISCO SYS INC	34,9246	73,341.82	73,341.82	40,171.66	(33,170.16)
05/07/01	JP MORGAN CHASE SECURITIES	19.13	2,100		0.00	
05/08/01	CISCO SYS INC	34,9246	38,417.14	38,417.14	22,038.64	(16,378.50)
05/11/01	GOLDMAN SACHS & COMPANY	20.0358	1,100		0.00	
05/17/01	CISCO SYS INC	34,9246	17,462.34	17,462.34	9,989.66	(7,472.68)
05/22/01	GOLDMAN SACHS & COMPANY	19.98	500		0.00	
06/06/01	CISCO SYS INC	34,9246	24,447.27	24,447.27	14,580.51	(9,866.76)
06/11/01	GOLDMAN SACHS & COMPANY	20.83	700		0.00	
06/28/01	CISCO SYS INC	34,9246	38,417.14	38,417.14	20,734.30	(17,682.84)
07/03/01	JEFFERIES & COMPANY	18.85	1,100		0.00	
08/07/01	CISCO SYS INC	34,9246	10,477.40	10,477.40	5,828.80	(4,648.60)
08/10/01	ALEX BROWN & SONS	19.43	300		0.00	
10/03/01	CISCO SYS INC	34,9246	94,296.62	94,296.62	37,663.74	(56,632.88)
10/09/01	MONTGOMERY SECURITIES	13.95	2,700		0.00	



FD410
 DETAIL STATEMENT OF
 SALE TRANSACTIONS

THE MCCUNE CHARITABLE FOUNDATION -
 ALLIANCE

PAGE 53
 10591200
 DECEMBER 31,2000
 THROUGH DECEMBER 31,2001

TRD DATE	** SECURITIES SOLD **	STL DATE	UNIT COST	SALE PRICE	SHARES/PAR	COST	PROCEEDS	INTEREST	REALIZED GAIN(LOSS)
10/04/01	CISCO SYS INC	10/10/01 17275R102	34 9246	14 56	1,000	34,924 68	14,559 51	0 00	(120,365 17)
04/30/01	CITIGROUP INC	05/03/01 172967101	41 6963	50.87	500	20,040.16	25,409 15	0.00	4,560.99
06/20/01	CITIGROUP INC	06/25/01 172967101	41.6963	51.0251	1,500	62,544 48	76,460 09	0.00	13,915 61
07/09/01	CITIGROUP INC	07/12/01 172967101	41 6963	50.7663	680	28,353 50	34,485 92	0 00	6,132 42
08/01/01	CITIGROUP INC	08/06/01 172967101	41.6963	51 19	200	0,339 26	10,227.65	0.00	1,000.39
10/22/01	CITIGROUP INC	10/25/01 172967101	41 6963	47.01	350	14,593.71	16,435 45	0.00	1,841 74
10/22/01	CITIGROUP INC	10/25/01 172967101	41 6963	47.00	300	12,508 90	14,084 53	0.00	1,575 63
10/23/01	CITIGROUP INC	10/26/01 172967101	41.6963	47.72	300	12,508 89	14,300 52	0 00	1,791 63
12/05/01	CITIGROUP INC	12/10/01 172967101	41 6963	49.3216	300	12,508 90	14,780 98	0.00	2,272 08
06/28/01	COLGATE PALMOLIVE CO	07/03/01 194162103	51.1237	60 8256	200	10,224.75	12,154 71	0 00	1,929 96

TRD DATE	** SECURITIES SOLD **	STL DATE	UNIT COST	SALE PRICE	COST	PROCEEDS	REALIZED GAIN(LOSS)
07/10/01	COLGATE PALMOLIVE CO	07/13/01 194162103	51 1238	57,4613	5,112 38	5,740 93	628 55
	SELL	MERRILL LYNCH PIERCE FENNER &	100			0.00	
	5.00 COMM 0.050/SHR						
07/11/01	COLGATE PALMOLIVE CO	07/16/01 194162103	51 1237	55,6359	25,561 88	27,792.02	2,230 14
	SELL	MERRILL LYNCH PIERCE FENNER &	500			0.00	
	25.00 COMM 0.050/SHR						
07/17/01	COLGATE PALMOLIVE CO	07/20/01 194162103	51 1238	56,1526	5,112.38	5,610.07	497.69
	SELL	MERRILL LYNCH PIERCE FENNER &	100			0.00	
	5.00 COMM 0.050/SHR						
09/27/01	COLGATE PALMOLIVE CO	10/02/01 194162103	51 1237	57,4682	30,674 26	34,449 77	3,775 51
	SELL	D A DAVIDSON	600			0.00	
	30.00 COMM 0.050/SHR						
09/19/01	COMCAST CORP CL A SPL	09/24/01 200300200	43,8516	34,0412	26,310 96	20,415 03	(5,895.93)
	SELL	B TRADE SERVICES LLC	600			0.00	
	9.00 COMM 0.015/SHR						
09/20/01	COMCAST CORP CL A SPL	09/25/01 200300200	43,8516	33 7338	21,925.80	16,866 33	(5,059 47)
	SELL	CS FIRST BOSTON CORP.	500			0.00	
	0.57 FEE						
09/20/01	COMCAST CORP CL A SPL	09/25/01 200300200	43,8516	33,6425	26,310.96	20,175 82	(6,135.14)
	SELL	B TRADE SERVICES LLC	600			0.00	
	9.00 COMM 0.015/SHR						
12/18/01	COMCAST CORP CL A SPL	12/21/01 200300200	43,8516	39,25	13,155 48	11,774 60	(1,380 88)
	SELL	CS FIRST BOSTON CORP	300			0.00	
	0.40 FEE						
12/19/01	COMCAST CORP CL A SPL	12/24/01 200300200	43,8516	39,00	4,385.16	3,899.87	(485.29)
	SELL	CS FIRST BOSTON CORP	100			0.00	
	0.13 FEE						
12/20/01	COMCAST CORP CL A SPL	12/26/01 200300200	43,8516	35.63	13,155.48	10,688 64	(2,466 84)
	SELL	PIPER JAFFRAY HOPWOOD INC.	300			0.00	
	0.36 FEE						

TRD DATE	* * SECURITIES SOLD * *	UNIT COST	SALE PRICE	COST	PROCEEDS	REALIZED GAIN(LOSS)
09/27/01	DISNEY MALT CO COM	26.1631	17.526	28,779.50	19,222.95	(9,556.55)
10/02/01	JOSEPH TAL LYON & ROSS, 55.00 COM 0.050/SHR	1,100			0.00	
10/23/01	DISNEY MALT CO COM	26.1631	18.55	23,546.87	16,649.44	(6,897.43)
10/26/01	ROBERTSON COLEMAN & STEPHENS 45.00 COM 0.050/SHR	900			0.00	
10/24/01	DISNEY MALT CO COM	26.1631	18.5508	20,930.55	14,800.14	(6,130.41)
10/29/01	BEAR STEARNS & COMPANY 40.00 COM 0.050/SHR	800			0.00	
10/25/01	DISNEY MALT CO COM	26.1631	18.28	26,163.18	18,229.39	(7,933.79)
10/30/01	BEAR STEARNS & COMPANY 50.00 COM 0.050/SHR	1,000			0.00	
10/30/01	DISNEY MALT CO COM	26.1631	18.40	18,314.22	12,844.57	(5,469.65)
11/02/01	BEAR STEARNS & COMPANY 35.00 COM 0.050/SHR	700			0.00	
12/03/01	DYNEGY INC 30.00 COM 0.050/SHR	600			0.00	
12/06/01	LEHMAN BROTHERS INC. 40.00 COM 0.050/SHR	400			0.00	
03/02/01	E M C CORP MASS	38.4073	40.00	26,885.14	27,957.06	1,071.92
03/07/01	CS FIRST BOSTON CORP 42.00 COM 0.060/SHR	700			0.00	
03/02/01	E M C CORP MASS	38.4073	40.3118	13,442.57	14,087.65	645.08
03/07/01	CS FIRST BOSTON CORP 21.00 COM 0.060/SHR	350			0.00	
04/03/01	E M C CORP MASS	38.4073	26.30	30,725.87	20,999.29	(9,726.58)
04/06/01	SALOMON SMITH BARNNEY INC. 40.00 COM 0.050/SHR	800			0.00	
04/10/01	E M C CORP MASS	38.4073	34.70	19,203.67	17,324.42	(1,879.25)
04/16/01	US CLEARING INSTITUTIONAL TRAD 25.00 COM 0.050/SHR	500			0.00	

TRD DATE	** SECURITIES SOLD **	STL DATE	UNIT COST	COST	PROCEEDS	REALIZED GAIN/(LOSS)
04/12/01	E M C CORP MASS	04/18/01 268648102	38,4073	15,362 11	12,226 11	(3,136 83)
04/16/01	E M C CORP MASS	04/19/01 268648102	38 4073	96,018 36	1	(19,091 18)
04/17/01	E M C CORP MASS	04/20/01 268648102	38,4073	26,885 14	21,678 48	(5,206 66)
06/20/01	E M C CORP MASS	06/25/01 268648102	38,4073	57,611.01	40,423.65	(17,187 36)
06/28/01	E M C CORP MASS	07/03/01 268648102	38,4073	15,362 94	12,139 59	(3,223.35)
07/19/01	E M C CORP MASS	07/24/01 268648102	38 4073	15,362 94	7,331 75	(8,031.19)
09/24/01	E M C CORP MASS	09/27/01 268648102	38,4073	59,531 38	19,897 46	(39,633.92)
06/19/01	HONEYWELL INTERNATIONAL INC	06/19/01 438516106	51 3478	338,895 49	250,895.24	(88,000 25)
06/20/01	HONEYWELL INTERNATIONAL INC	06/25/01 438516106	51 3478	118,099 94	84,731 47	(33,368 47)
07/09/01	HONEYWELL INTERNATIONAL INC	07/12/01 438516106	51,3478	195,121.65	133,318.16	(61,803 49)

TRD DATE * * SECURITIES SOLD * * STL DATE UNIT COST SALE PRICE COST PROCEEDS INTEREST REALIZED GAIN(LOSS)

03/22/01 HUMAN GENOME SCIENCES INC COM 56,9488 36 3044 50 39,933 50 0 00 (22,710.25)

05/02/01 JDS UNIPHASE CORP 68,4992 23.06 0 00 16,141 46 0 00 (31,807.98)

06/20/01 JDS UNIPHASE CORP 61 9126 9 98 0 00 17,965.40 0 00 (93,479 34)

05/02/01 JP MORGAN CHASE & CO 47 8041 49.09 0.00 19,615 34 493 68 19,121 66

05/09/01 JP MORGAN CHASE & CO 47 8041 49 91 0 00 39,886 66 1,643 33 38,243.33

06/06/01 JP MORGAN CHASE & CO 47.8041 46,7392 0.00 28,000.58 1681 911 28,682 49

06/07/01 JP MORGAN CHASE & CO 47 8041 45,0137 0 00 58,450.85 (3,694 55) 62,145.40

10/24/01 JP MORGAN CHASE & CO 47 8041 36,0279 0 00 28,781 35 (9,461.98) 38,243.33

10/25/01 JP MORGAN CHASE & CO 47 8041 36 6936 0.00 18,321.18 (15,580 90) 23,902 08

TRD DATE	** SECURITIES SOLD **	STL DATE	UNIT COST	SALE PRICE	COST	PROCEEDS	REALIZED GAIN(LOSS)
10/26/01	JP MORGAN CHASE & CO		47.8041	37.88	19,121.66	15,131.49	(3,990.17)
10/31/01	46625H100		400			0.00	
SELL	BEAR STERNS & COMPANY						
20 00	COMM 0.050/SHR						
03/28/01	JUNIPER NETWORKS INC		144.0454	44.19	79,225.00	24,303.68	(54,921.32)
04/02/01	COM						
SELL	48203R104						
	MORGAN STANLEY & CO.						
11/28/01	KOHL'S CORP COM		45.3478	68.6462	9,069.56	13,718.78	4,649.22
12/03/01	500255104		200			0.00	
SELL	LEHMAN BROTHERS INC						
10.00	COMM 0.050/SHR						
11/14/01	LIBERTY MEDIA CORP - A		12.9248	13.35	11,632.38	11,969.59	337.21
11/19/01	530718105		900			0.00	
SELL	BEAR STERNS & COMPANY						
45.00	COMM 0.050/SHR						
11/16/01	LIBERTY MEDIA CORP - A		12.9248	13.63	12,924.87	13,579.54	654.67
11/21/01	530718105		1,000			0.00	
SELL	PRUDENTIAL BACHE SECURITIES						
50.00	COMM 0.050/SHR						
11/19/01	LIBERTY MEDIA CORP - A		12.9248	13.90	9,047.41	9,694.67	647.26
11/23/01	530718105		700			0.00	
SELL	SALOMON SMITH BARNEY INC.						
35.00	COMM 0.050/SHR						
11/26/01	LIBERTY MEDIA CORP - A		12.9248	13.60	12,924.87	13,549.54	624.67
11/29/01	530718105		1,000			0.00	
SELL	BEAR STERNS & COMPANY						
50.00	COMM 0.050/SHR						
11/27/01	LIBERTY MEDIA CORP - A		12.9248	13.90	14,217.36	15,234.49	1,017.13
11/30/01	530718105		1,100			0.00	
SELL	ALEX BROWN & SONS						
55.00	COMM 0.050/SHR						
12/04/01	LIBERTY MEDIA CORP - A		12.9248	13.53	14,217.36	14,827.50	610.14
12/07/01	530718105		1,100			0.00	
SELL	BEAR STERNS & COMPANY						
55.00	COMM 0.050/SHR						

TRD DATE	** SECURITIES SOLD **	UNIT COST	SALE PRICE	SHARES/PAR	REALIZED GAIN(LOSS)
04/24/01	MBNA CORP	22.4851	34,4006	700	8,305.04
04/27/01	55262L100				
	MARBURG DILLON READ LLC				
	35.00 COMM 0.050/SHR				
04/25/01	MBNA CORP	22.4851	34.30	1,100	12,940.13
04/30/01	55262L100				
	SALOMON SMITH BARNEY INC				
	55.00 COMM 0.050/SHR				
04/30/01	MBNA CORP	22.4851	36.50	1,100	15,360.05
05/03/01	55262L100				
	BEAR STEARNS & COMPANY				
	55.00 COMM 0.050/SHR				
05/04/01	MBNA CORP	22.4851	36.93	1,000	14,393.66
05/09/01	55262L100				
	SALOMON SMITH BARNEY INC				
	50.00 COMM 0.050/SHR				
07/10/01	MBNA CORP	22.4851	33.00	800	8,371.04
07/13/01	55262L100				
	CS FIRST BOSTON CORP				
	40.00 COMM 0.050/SHR				
08/01/01	MBNA CORP	22.4851	36.60	800	11,250.94
08/06/01	55262L100				
	BEAR STEARNS & COMPANY				
	40.00 COMM 0.050/SHR				
12/05/01	MBNA CORP	22.4851	33.91	800	9,099.01
12/10/01	55262L100				
	BEAR STEARNS & COMPANY				
	40.00 COMM 0.050/SHR				
07/12/01	MBNA CORP	38.5737	46.0951	400	2,979.94
07/17/01	55262L100				
	LEHMAN BROTHERS INC				
	28.00 COMM 0.070/SHR				
11/28/01	MBNA CORP	38.5737	45.78	600	4,292.86
12/03/01	55262L100				
	LEHMAN BROTHERS INC				
	30.00 COMM 0.050/SHR				

TRD DATE	** SECURITIES SOLD **	STL DATE	UNIT COST	SALE PRICE	COST	PROCEEDS	REALIZED GAIN(LOSS)
03/13/01	MICRON TECHNOLOGY INC	03/16/01	77.639	44.0123	15,527.80	8,792.16	(6,735.64)
03/16/01	SALOMON SMITH BARNEY INC.		200			0.00	
12/18/01	MICRON TECHNOLOGY INC	12/21/01	73.0825	32.01	80,390.83	35,154.82	(45,236.01)
12/20/01	MICRON TECHNOLOGY INC	12/26/01	73.0825	29.70	43,849.55	17,789.40	(26,060.15)
11/01/01	MICROSOFT CORP	11/06/01	62.2798	60.50	31,139.93	30,248.99	(890.94)
03/21/01	MORGAN STANLEY DEAN WITTER & CO	03/26/01	46.0338	58.00	36,827.06	46,358.45	9,531.39
03/01/01	NOKIA CORP SPONSORED ADR	04/23/01	24.8075	22.1634	52,095.83	46,436.58	(15,659.25)
09/17/01	NOKIA CORP SPONSORED ADR	09/20/01	24.8075	15.1203	2,480.75	1,506.97	(973.78)
03/02/01	ORACLE CORPORATION 1 COM & 1	03/07/01	28.0136	17.2076	30,814.97	18,927.72	(11,887.25)
03/14/01	ORACLE CORPORATION 1 COM & 1	03/14/01	28.0136	16.6222	44,821.77	26,706.62	(18,115.15)

TRD DATE	* * SECURITIES SOLD * *	UNIT COST	COST	PROCEEDS	REALIZED GAIN(LOSS)
03/09/01	ORACLE CORPORATION 1 COM & 1 68369X105 SELL	28.0136	47,623 13	28,474.05	(19,149.08)
03/14/01	TAKEOVER RT EFF: 12-31-90 68369X105 SELL	16.75		0 00	
03/15/01	ORACLE CORPORATION 1 COM & 1 PRUDENTIAL BACHE SECURITIES	28.0136	67,222 65		(28,883.85)
03/20/01	TAKEOVER RT EFF: 12-31-90 68369X105 SELL	15.9792			
05/02/01	ORACLE CORPORATION 1 COM & 1 JP MORGAN CHASE SECURITIES	28.0136	25,212.25	14,858.50	(10,353.75)
05/07/01	TAKEOVER RT EFF 12-31-90 68369X105 SELL	16.51		0 00	
05/02/01	ORACLE CORPORATION 1 COM & 1 JP MORGAN CHASE SECURITIES	28.0136	22,410.88	13,127.56	(9,283.32)
05/07/01	TAKEOVER RT EFF: 12-31-90 68369X105 SELL	16.41		0 00	
05/16/01	ORACLE CORPORATION 1 COM & 1 JP MORGAN CHASE SECURITIES	28.0136	25,212.25	14,110.08	(11,102.17)
05/21/01	TAKEOVER RT EFF: 12-31-90 68369X105 SELL	15.6934		0.00	
04/05/01	PFIZER INC 04/10/01 717081103 SELL	32.9911	59,384.11	72,842.66	13,458.55
04/30/01	PFIZER INC 05/03/01 717081103 BEAR STEARNS & COMPANY	32.9911	23,093.82	30,313.18	7,219.36
05/03/01	BEAR STEARNS & COMPANY 35 00 COMM 0.050/SHR	43 356		0.00	
07/24/01	PFIZER INC 07/27/01 717081103 HARBURG DILLON READ LLC	32.9911	46,187.64	55,670.54	9,482.90
07/27/01	PFIZER INC 70.00 COMM 0.050/SHR	39 816		0.00	
07/27/01	PFIZER INC 08/01/01 717081103 BEAR STEARNS & COMPANY	32.9911	29,692.06	35,852.64	6,160.58
08/01/01	BEAR STEARNS & COMPANY 45.00 COMM 0.050/SHR	39 8876		0.00	

TRD DATE	** SECURITIES SOLD **	STL DATE	UNIT COST	SALE PRICE	SHARES/PAR	COST	PROCEEDS	INTEREST	REALIZED GAIN/LOSS
09/17/01	PFIZER INC		32 9911	38.7275	400	13,196 47	15,466 48	0.00	2,270.01
09/20/01	LEHMAN BROTHERS INC.								
10/12/01	PFIZER INC		32 9911	40.71	1,100	36,290.29	44,724.50	0.00	8,434.21
10/09/01	PFIZER INC								
10/12/01	DRESDNER KLEINWORT BENSON NA								
07/20/01	JP MORGAN CHASE SECURITIES		55.1444	42.543	900	49,630.00	38,242 42	0.00	(11,387.58)
07/17/01	PHARMACIA CORP								
06/07/01	PHARMACIA CORP		55.1444	49.8616	100	5,514.44	4,980.99	0.00	(533.45)
06/12/01	NORTHEAST SECURITIES, INC								
07/20/01	PHARMACIA CORP								
07/25/01	PHARMACIA CORP		55.1444	43.7143	300	16,543.33	13,098.85	0.00	(3,444.48)
07/25/01	GOLDMAN SACHS & COMPANY								
07/30/01	PHARMACIA CORP		55.1444	42.9617	2,100	115,603.34	90,111.56	0.00	(25,691.78)
08/02/01	WARBURG DILLON READ LLC								
08/13/01	PHARMACIA CORP		55.1444	45.45	700	38,601.11	31,778.93	0.00	(6,822.18)
08/16/01	PHARMACIA CORP								
08/16/01	ARMOLD & S BLEICHRÖEDER INC								
09/17/01	PHARMACIA CORP		55.1444	40.2238	400	22,057.78	16,068.98	0.00	(5,988.80)
09/20/01	PHARMACIA CORP								
09/20/01	CS FIRST BOSTON CORP.								
10/16/01	PHARMACIA CORP		55.1444	40.95	500	27,572.23	20,449.31	0.00	(7,122.92)
10/19/01	PHARMACIA CORP								
10/19/01	BEAR STEARNS & COMPANY								
10/29/01	PHARMACIA CORP		55.1444	40.25	700	38,601.11	28,139.06	0.00	(10,462.05)
11/01/01	PHARMACIA CORP								
11/01/01	MERRILL LYNCH PIERCE FENNER &								

TRD DATE	** SECURITIES SOLD **	UNIT COST	SALE PRICE	COST	PROCEEDS	REALIZED GAIN(LOSS)	STL DATE
11/05/01	PHARMACIA CORP	55,1444	41.30	33,086.67	24,749.17	(8,337.50)	
11/08/01	PHARMACIA CORP				0.00		
	BEAR STEMS & COMPANY				0.00		
	30.00 CMM 0.050/SHR	600					
11/19/01	PHARMACIA CORP	55,1444	43.90	11,028.89	8,769.70	(2,259.19)	
11/23/01	PHARMACIA CORP				0.00		
	MERRILL LYNCH PIERCE FENNER &				0.00		
	10.00 CMM 0.050/SHR	200					
11/19/01	PHARMACIA CORP	55,1444	45.26	16,543.34	13,562.54	(2,980.80)	
11/23/01	PHARMACIA CORP				0.00		
	BEAR STEMS & COMPANY				0.00		
	15.00 CMM 0.050/SHR	300					
11/20/01	PHARMACIA CORP	55,1444	45.53	22,057.78	18,191.39	(3,866.39)	
11/26/01	PHARMACIA CORP				0.00		
	BEAR STEMS & COMPANY				0.00		
	20.00 CMM 0.050/SHR	400					
12/05/01	PHARMACIA CORP	55,1444	43.70	33,086.67	26,189.12	(6,897.55)	
12/10/01	PHARMACIA CORP				0.00		
	MERRILL LYNCH PIERCE FENNER &				0.00		
	30.00 CMM 0.050/SHR	600					
10/05/01	PHILIP MORRIS COS COM	42.8616	50.1339	34,289.29	40,065.78	5,776.49	
10/11/01	PHILIP MORRIS COS COM				0.00		
	BARING SECURITIES INC				0.00		
	40.00 CMM 0.050/SHR	800					
10/22/01	PHILIP MORRIS COS COM	42.8616	50.77	12,858.49	15,215.49	2,357.00	
10/25/01	PHILIP MORRIS COS COM				0.00		
	MARBURG DILLON READ LLC				0.00		
	15.00 CMM 0.050/SHR	300					
03/15/01	SANMINA CORP COM	40.016	29.625	64,025.64	47,398.42	(16,627.22)	
03/20/01	SANMINA CORP COM				0.00		
	LEHMAN BROTHERS INC.				0.00		
	1.50 FEE	1,600					
04/10/01	SANMINA CORP COM	40.016	21.18	16,006.41	8,471.71	(7,534.70)	
04/16/01	SANMINA CORP COM				0.00		
	JP MORGAN CHASE SECURITIES				0.00		
	0.29 FEE	400					
06/20/01	SANMINA CORP COM	40.016	19.70	76,030.45	37,428.75	(38,601.70)	
06/25/01	SANMINA CORP COM				0.00		
	MARBURG DILLON READ LLC				0.00		
	1.25 FEE	1,900					

TRD DATE	** SECURITIES SOLD **	STL DATE	UNIT COST	SALE PRICE	SHARES/PAR	COST	PROCEEDS	REALIZED GAIN(LOSS)
03/28/01	SCHERING PLOUGH CORP	04/02/01 80660510	45.6757	39.85	600	27,405.45	23,879.20	(3,526.25)
	BEAR STEARNS & COMPANY						0.00	
08/28/01	SCHERING PLOUGH CORP	08/31/01 80660510	45.6757	38.80	500	22,837.87	19,359.35	(3,478.52)
	GOLDMAN SACHS & COMPANY						0.00	
08/30/01	SCHERING PLOUGH CORP	09/05/01 80660510	45.6757	38.49	500	22,837.87	19,219.35	(3,618.52)
	BUTTLER CORP /EQUITY/BROADCORP						0.00	
08/30/01	SCHERING PLOUGH CORP	09/05/01 80660510	45.6757	38.21	500	22,837.87	19,079.36	(3,758.51)
	PCS SECURITIES INC.						0.00	
09/04/01	SCHERING PLOUGH CORP	09/07/01 80660510	45.6757	39.212	500	22,837.87	19,580.34	(3,257.53)
	BRIDGE TRADING CO.						0.00	
03/15/01	SOLETRON CORP	03/20/01 834182107	35.7001	22.7945	1,800	64,260.31	40,938.73	(23,321.58)
	CS FIRST BOSTON CORP						0.00	
04/10/01	SOLETRON CORP	04/16/01 834182107	35.7001	20.02	400	14,280.07	7,987.73	(6,292.34)
	US CLEARING INSTITUTIONAL TRAD						0.00	
06/20/01	SOLETRON CORP	06/25/01 834182107	35.7001	16.5623	1,800	64,260.31	29,721.14	(34,539.17)
	SALOMON SMITH BARNNEY INC						0.00	
07/12/01	TRANSOCEAN SEDCO FOREX INC	07/17/01 690078109	51.8152	37.65	500	25,907.60	18,799.37	(7,108.23)
	CS FIRST BOSTON CORP						0.00	
11/15/01	TRANSOCEAN SEDCO FOREX INC	11/20/01 690078109	51.8152	27.00	1,400	72,541.30	37,728.74	(34,812.56)
	ROBERTSON COLEMAN & STEPHENS						0.00	

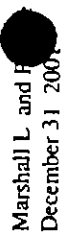
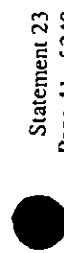


FD-410
DETAIL STATEMENT OF
SALE TRANSACTIONS

THE MCCUNE CHARITABLE FOUNDATION -
ALLIANCE

PAGE 65
10591200
DECEMBER 31,2000
THROUGH DECEMBER 31,2001

TRD DATE	* * SECURITIES SOLD * *	UNIT COST	SALE PRICE	COST	PROCEEDS	REALIZED GAIN(LOSS)
03/02/01	TYCO INTL LTD NEM COM	34,743	53.5283	66,014.22	101,605.37	35,591.15
03/08/01	95 00 COMM 0.050/SHR BROADCORT CAPITAL CORPORATION-	1,900			0.00	
03/05/01	TYCO INTL LTD NEM COM	34,743	52.7896	38,218.76	58,011.62	19,792.86
03/08/01	902124106 ISI GROUP INC	1,100			0.00	
03/12/01	TYCO INTL LTD NEM COM	34,743	50.3205	72,963.08	105,564.52	32,601.44
03/15/01	902124106 CS FIRST BOSTON CORP.	2,100			0.00	
04/16/01	TYCO INTL LTD NEM COM	34,743	46.05	34,744.32	45,998.46	11,254.14
04/19/01	902124106 BROADCORT CAPITAL CORPORATION-	1,000			0.00	
04/19/01	TYCO INTL LTD NEM COM	34,743	51.20	24,321.03	35,603.80	11,482.77
04/24/01	902124106 MERRILL LYNCH PIERCE FENNER &	700			0.00	
07/17/01	TYCOM LTD	32.00	13.75	60,800.00	26,029.12	(34,770.88)
07/20/01	991448106 COMEN & COMPANY	1,900			0.00	
03/05/01	VIACOM INC COM CL B	59,2832	48.00	65,211.53	52,743.24	(12,468.29)
03/30/01	925524308 MERRILL LYNCH PIERCE FENNER &	1,100			0.00	
07/10/01	VIACOM INC COM CL B	50,3001	50.15	17,490.04	15,029.49	(2,460.55)
07/13/01	925524308 CS FIRST BOSTON CORP	300			0.00	
07/11/01	VIACOM INC COM CL B	58,3001	48.68	52,470.14	43,765.53	(8,704.61)
07/16/01	925524308 SALOMON SMITH BARNEY INC.	900			0.00	
07/12/01	VIACOM INC COM CL B	58,3001	50.01	11,660.03	9,991.66	(1,668.37)
07/17/01	925524308 CS FIRST BOSTON CORP.	200			0.00	



TRD DATE	** SECURITIES SOLD **	STL DATE	UNIT COST	COST	PROCEEDS	REALIZED GAIN(LOSS)
09/20/01	VIACOM INC COM CL B	09/25/01 925524308	58,3001	93,280.24	46,958.43	(46,321.81)
	SELL	ISI GROUP INC	29.40		0.00	
	80.00 COMM 0.050/SHR		1,600			
11/02/01	VODAFONE GROUP PLC	11/07/01 SPONSORED ADR	47,8531	33,497.19	19	(16,934.70)
	SELL	92857M100	23,7115			
	BEAR STERNS & COMPANY		700			
	35.00 COMM 0.050/SHR					
11/06/01	VODAFONE GROUP PLC	11/09/01 SPONSORED ADR	47,8531	38,282.50	19,823.33	(18,459.17)
	SELL	92857M100	24.83		0.00	
	STANDARD & POORS SECURITIES IN		800			
	40.00 COMM 0.050/SHR					
11/26/01	VODAFONE GROUP PLC	11/29/01 SPONSORED ADR	47,8531	47,853.13	26,685.80	(21,167.33)
	SELL	92857M100	26.7367		0.00	
	BEAR STERNS & COMPANY		1,000			
	50.00 COMM 0.050/SHR					
12/04/01	VODAFONE GROUP PLC	12/07/01 SPONSORED ADR	47,8531	57,423.75	31,066.96	(26,356.79)
	SELL	92857M100	25.9%		0.00	
	MERRILL LYNCH PIERCE FENNER &		1,200			
	60.00 COMM 0.050/SHR					
12/05/01	VODAFONE GROUP PLC	12/10/01 SPONSORED ADR	47,8531	28,711.87	16,181.45	(12,530.42)
	SELL	92857M100	27.02		0.00	
	MERRILL LYNCH PIERCE FENNER &		600			
	30.00 COMM 0.050/SHR					
03/02/01	MELLS FARGO CASH INVESTMENT	03/02/01 MONEY MARKET SVC CLASS	100.00	52,040.00	52,040.00	0.00
	SELL	VP450022	100.00			
	CASH SWEEP TRADES		52,040			
03/06/01	MELLS FARGO CASH INVESTMENT	03/06/01 MONEY MARKET SVC CLASS	100.00	24,447.00	24,447.00	0.00
	SELL	VP450022	100.00			
	CASH SWEEP TRADES		24,447			
03/06/01	MELLS FARGO CASH INVESTMENT	03/06/01 MONEY MARKET SVC CLASS	100.00	20,152.00	20,152.00	0.00
	SELL	VP450022	100.00			
	CASH SWEEP TRADES		20,152			

TRD DATE	** SECURITIES SOLD **	UNIT COST	SALE PRICE	SHARES/PAR	PROCEEDS	INTEREST	REALIZED GAIN(LOSS)
03/08/01	MELLS FARGO CASH INVESTMENT	100.00	31,613.38	31,613.38	31,613.38	0.00	0.00
	CASH SWEET TRADES						
	VP4500022	100.00	31,613.3800				
	SELL						
03/08/01	MELLS FARGO CASH INVESTMENT	100.00	76,950.00	76,950.00	76,950.00	0.00	0.00
	CASH SWEET TRADES						
	VP4500022	100.00	76,950.00				
	SELL						
03/09/01	MELLS FARGO CASH INVESTMENT	100.00	26,251.50	26,251.50	26,251.50	0.00	0.00
	CASH SWEET TRADES						
	VP4500022	100.00	26,251.5000				
	SELL						
03/13/01	MELLS FARGO CASH INVESTMENT	100.00	31,675.00	31,675.00	31,675.00	0.00	0.00
	CASH SWEET TRADES						
	VP4500022	100.00	31,675.00				
	SELL						
03/14/01	MELLS FARGO CASH INVESTMENT	100.00	202,559.93	202,559.93	202,559.93	0.00	0.00
	CASH SWEET TRADES						
	VP4500022	100.00	202,559.9300				
	SELL						
03/15/01	MELLS FARGO CASH INVESTMENT	100.00	186,544.01	186,544.01	186,544.01	0.00	0.00
	CASH SWEET TRADES						
	VP4500022	100.00	186,544.0100				
	SELL						
03/16/01	MELLS FARGO CASH INVESTMENT	100.00	29,526.59	29,526.59	29,526.59	0.00	0.00
	CASH SWEET TRADES						
	VP4500022	100.00	29,526.5900				
	SELL						
03/20/01	MELLS FARGO CASH INVESTMENT	100.00	12,389.05	12,389.05	12,389.05	0.00	0.00
	CASH SWEET TRADES						
	VP4500022	100.00	12,389.0500				
	SELL						
03/21/01	MELLS FARGO CASH INVESTMENT	100.00	126,068.41	126,068.41	126,068.41	0.00	0.00
	CASH SWEET TRADES						
	VP4500022	100.00	126,068.4100				
	SELL						
03/26/01	MELLS FARGO CASH INVESTMENT	100.00	4,051.75	4,051.75	4,051.75	0.00	0.00
	CASH SWEET TRADES						
	VP4500022	100.00	4,051.7500				
	SELL						

TRD DATE	** SECURITIES SOLD **	STL DATE	UNIT COST	SALE PRICE	SHARES/PAR	COST	PROCEEDS	REALIZED GAIN(LOSS)
03/29/01	WELLS FARGO CASH INVESTMENT		100.00	100.00	18,188	18,188.00	18,188.00	0.00
	SELL							
	VP4500022				18,188			
	CASH SWEEP TRADES							
04/06/01	WELLS FARGO CASH INVESTMENT		100.00	100.00	51,511.71	51,511.71	51,511.71	0.00
	SELL							
	VP4500022				51,511.71			
	CASH SWEEP TRADES							
04/16/01	WELLS FARGO CASH INVESTMENT		100.00	100.00	27,282.14	27,282.14	27,282.14	0.00
	SELL							
	VP4500022				27,282.14			
	CASH SWEEP TRADES							
04/23/01	WELLS FARGO CASH INVESTMENT		100.00	100.00	142,445.62	142,445.62	142,445.62	0.00
	SELL							
	VP4500022				142,445.62			
	CASH SWEEP TRADES							
04/26/01	WELLS FARGO CASH INVESTMENT		100.00	100.00	60,483.44	60,483.44	60,483.44	0.00
	SELL							
	VP4500022				60,483.44			
	CASH SWEEP TRADES							
04/27/01	WELLS FARGO CASH INVESTMENT		100.00	100.00	40,391.97	40,391.97	40,391.97	0.00
	SELL							
	VP4500022				40,391.97			
	CASH SWEEP TRADES							
04/30/01	WELLS FARGO CASH INVESTMENT		100.00	100.00	2,978.70	2,978.70	2,978.70	0.00
	SELL							
	VP4500022				2,978.70			
	CASH SWEEP TRADES							
05/01/01	WELLS FARGO CASH INVESTMENT		100.00	100.00	8,855.62	8,855.62	8,855.62	0.00
	SELL							
	VP4500022				8,855.62			
	CASH SWEEP TRADES							
05/02/01	WELLS FARGO CASH INVESTMENT		100.00	100.00	10,480.37	10,480.37	10,480.37	0.00
	SELL							
	VP4500022				10,480.37			
	CASH SWEEP TRADES							
05/11/01	WELLS FARGO CASH INVESTMENT		100.00	100.00	2,115.65	2,115.65	2,115.65	0.00
	SELL							
	VP4500022				2,115.65			
	CASH SWEEP TRADES							

TRD DATE	** SECURITIES SOLD **	UNIT COST	COST	PROCEEDS	REALIZED GAIN/(LOSS)
05/14/01	MELLS FARGO CASH INVESTMENT	100 00	68,543.04	68,543.04	0.00
	05/14/01 MONEY MARKET SVC CLASS	100.00			
	VP4500022				
	SELL				
	CASH SWEET TRADES				
05/17/01	MELLS FARGO CASH INVESTMENT	100.00	15,013.04	15,013.04	0.00
	05/17/01 MONEY MARKET SVC CLASS	100.00			
	VP4500022				
	SELL				
	CASH SWEET TRADES				
05/18/01	MELLS FARGO CASH INVESTMENT	100 00	3,896.33	3,896.33	0.00
	05/18/01 MONEY MARKET SVC CLASS	100.00			
	VP4500022				
	SELL				
	CASH SWEET TRADES				
05/23/01	MELLS FARGO CASH INVESTMENT	100 00	16,314.28	16,314.28	0.00
	05/23/01 MONEY MARKET SVC CLASS	100.00			
	VP4500022				
	SELL				
	CASH SWEET TRADES				
05/25/01	MELLS FARGO CASH INVESTMENT	100.00	1,142.46	1,142.46	0.00
	05/25/01 MONEY MARKET SVC CLASS	100.00			
	VP4500022				
	SELL				
	CASH SWEET TRADES				
06/01/01	MELLS FARGO CASH INVESTMENT	100.00	24,436.12	24,436.12	0.00
	06/01/01 MONEY MARKET SVC CLASS	100.00			
	VP4500022				
	SELL				
	CASH SWEET TRADES				
06/20/01	MELLS FARGO CASH INVESTMENT	100.00	78,000.00	78,000.00	0.00
	06/20/01 MONEY MARKET SVC CLASS	100.00			
	VP4500022				
	SELL				
	CASH SWEET TRADES				
06/22/01	MELLS FARGO CASH INVESTMENT	100 00	100,754.57	100,754.57	0.00
	06/22/01 MONEY MARKET SVC CLASS	100 00			
	VP4500022				
	SELL				
	CASH SWEET TRADES				
06/27/01	MELLS FARGO CASH INVESTMENT	100 00	54,435.90	54,435.90	0.00
	06/27/01 MONEY MARKET SVC CLASS	100 00			
	VP4500022				
	SELL				
	CASH SWEET TRADES				

TRD DATE	* * SECURITIES SOLD * *	STL DATE	UNIT COST	SALE PRICE	SHARES/PAR	COST	PROCEEDS	REALIZED GAIN(LOSS)
06/28/01	MELLS FARGO CASH INVESTMENT		100.00	100.00	65,191.00	65,191.00	0.00	0.00
	06/28/01 MONEY MARKET SVC CLASS		100.00	100.00	0.00	0.00	0.00	0.00
	VP4500022		65,191					
	SELL							
	CASH SWEEP TRADES							
07/02/01	MELLS FARGO CASH INVESTMENT		100.00	100.00	67,686.63	67,686.63	0.00	0.00
	07/02/01 MONEY MARKET SVC CLASS		100.00	100.00	0.00	0.00	0.00	0.00
	VP4500022		67,686.6300					
	SELL							
	CASH SWEEP TRADES							
07/13/01	MELLS FARGO CASH INVESTMENT		100.00	100.00	54,133.98	54,133.98	0.00	0.00
	07/13/01 MONEY MARKET SVC CLASS		100.00	100.00	0.00	0.00	0.00	0.00
	VP4500022		54,133.9800					
	SELL							
	CASH SWEEP TRADES							
07/16/01	MELLS FARGO CASH INVESTMENT		100.00	100.00	37,457.34	37,457.34	0.00	0.00
	07/16/01 MONEY MARKET SVC CLASS		100.00	100.00	0.00	0.00	0.00	0.00
	VP4500022		37,457.3400					
	SELL							
	CASH SWEEP TRADES							
07/16/01	MELLS FARGO CASH INVESTMENT		100.00	100.00	19,797.00	19,797.00	0.00	0.00
	07/16/01 MONEY MARKET SVC CLASS		100.00	100.00	0.00	0.00	0.00	0.00
	VP4500022		19,797					
	SELL							
	CASH SWEEP TRADES							
07/17/01	MELLS FARGO CASH INVESTMENT		100.00	100.00	16,463.55	16,463.55	0.00	0.00
	07/17/01 MONEY MARKET SVC CLASS		100.00	100.00	0.00	0.00	0.00	0.00
	VP4500022		16,463.5500					
	SELL							
	CASH SWEEP TRADES							
07/20/01	MELLS FARGO CASH INVESTMENT		100.00	100.00	36,288.01	36,288.01	0.00	0.00
	07/20/01 MONEY MARKET SVC CLASS		100.00	100.00	0.00	0.00	0.00	0.00
	VP4500022		36,288.0100					
	SELL							
	CASH SWEEP TRADES							
07/24/01	MELLS FARGO CASH INVESTMENT		100.00	100.00	84,539.95	84,539.95	0.00	0.00
	07/24/01 MONEY MARKET SVC CLASS		100.00	100.00	0.00	0.00	0.00	0.00
	VP4500022		84,539.9500					
	SELL							
	CASH SWEEP TRADES							
07/26/01	MELLS FARGO CASH INVESTMENT		100.00	100.00	113,511.09	113,511.09	0.00	0.00
	07/26/01 MONEY MARKET SVC CLASS		100.00	100.00	0.00	0.00	0.00	0.00
	VP4500022		113,511.0900					
	SELL							
	CASH SWEEP TRADES							
07/31/01	MELLS FARGO CASH INVESTMENT		100.00	100.00	24,935.56	24,935.56	0.00	0.00
	07/31/01 MONEY MARKET SVC CLASS		100.00	100.00	0.00	0.00	0.00	0.00
	VP4500022		24,935.5600					
	SELL							
	CASH SWEEP TRADES							

TRD DATE	** SECURITIES SOLD **	UNIT COST	SALE PRICE	COST	PROCEEDS	REALIZED GAIN(LOSS)	INTEREST	SHARES/PAR
08/07/01	MELLS FARGO CASH INVESTMENT	100.00	15,711.04	15,711.04	15,711.04	0.00	0.00	100.00
	VP450022	100.00						
	08/07/01 MONEY MARKET SVC CLASS	100.00						
	SELL							
	CASH SWEEP TRADES							
08/09/01	MELLS FARGO CASH INVESTMENT	100.00	16,710.00	16,710.00	16,710.00	0.00	0.00	100.00
	VP450022	100.00						
	08/09/01 MONEY MARKET SVC CLASS	100.00						
	SELL							
	CASH SWEEP TRADES							
08/10/01	MELLS FARGO CASH INVESTMENT	100.00	75,045.02	75,045.02	75,045.02	0.00	0.00	100.00
	VP450022	100.00						
	08/10/01 MONEY MARKET SVC CLASS	100.00						
	SELL							
	CASH SWEEP TRADES							
08/13/01	MELLS FARGO CASH INVESTMENT	100.00	6,926.29	6,926.29	6,926.29	0.00	0.00	100.00
	VP450022	100.00						
	08/13/01 MONEY MARKET SVC CLASS	100.00						
	SELL							
	CASH SWEEP TRADES							
08/15/01	MELLS FARGO CASH INVESTMENT	100.00	33,315.10	33,315.10	33,315.10	0.00	0.00	100.00
	VP450022	100.00						
	08/15/01 MONEY MARKET SVC CLASS	100.00						
	SELL							
	CASH SWEEP TRADES							
08/21/01	MELLS FARGO CASH INVESTMENT	100.00	37,518.04	37,518.04	37,518.04	0.00	0.00	100.00
	VP450022	100.00						
	08/21/01 MONEY MARKET SVC CLASS	100.00						
	SELL							
	CASH SWEEP TRADES							
08/22/01	MELLS FARGO CASH INVESTMENT	100.00	16,080.00	16,080.00	16,080.00	0.00	0.00	100.00
	VP450022	100.00						
	08/22/01 MONEY MARKET SVC CLASS	100.00						
	SELL							
	CASH SWEEP TRADES							
08/31/01	MELLS FARGO CASH INVESTMENT	100.00	4,677.70	4,677.70	4,677.70	0.00	0.00	100.00
	VP450022	100.00						
	08/31/01 MONEY MARKET SVC CLASS	100.00						
	SELL							
	CASH SWEEP TRADES							
09/05/01	MELLS FARGO CASH INVESTMENT	100.00	101,656.87	101,656.87	101,656.87	0.00	0.00	101,656.87
	VP450022	100.00						
	09/05/01 MONEY MARKET SVC CLASS	100.00						
	SELL							
	CASH SWEEP TRADES							
09/12/01	MELLS FARGO CASH INVESTMENT	100.00	40,876.45	40,876.45	40,876.45	0.00	0.00	100.00
	VP450022	100.00						
	09/12/01 MONEY MARKET SVC CLASS	100.00						
	SELL							
	CASH SWEEP TRADES							



FD410
 DETAIL STATEMENT OF
 SALE TRANSACTIONS

THE MCCUNE CHARITABLE FOUNDATION -
 ALLIANCE

PAGE 72
 10591200
 DECEMBER 31,2000
 THROUGH DECEMBER 31,2001

TRD DATE	** SECURITIES SOLD **	STL DATE	UNIT COST	SALE PRICE	SHARES/PAR	COST	PROCEEDS	INTEREST	REALIZED GAIN/(LOSS)
09/26/01	WELLS FARGO CASH INVESTMENT	09/26/01	100.00	100.00	113,820.85	113,820.85	0.00		0.00
	SELL								
	VP4500022								
	10/01/01 MONEY MARKET SVC CLASS		100.00	100.00	19,839.72	19,839.72	0.00		0.00
	WELLS FARGO CASH INVESTMENT								
	SELL								
	VP4500022								
	10/10/01 MONEY MARKET SVC CLASS		100.00	100.00	17,101.49	17,101.49	0.00		0.00
	WELLS FARGO CASH INVESTMENT								
	SELL								
	VP4500022								
	10/12/01 MONEY MARKET SVC CLASS		100.00	100.00	69,371.13	69,371.13	0.00		0.00
	WELLS FARGO CASH INVESTMENT								
	SELL								
	VP4500022								
	10/16/01 MONEY MARKET SVC CLASS		100.00	100.00	33,522.00	33,522.00	0.00		0.00
	WELLS FARGO CASH INVESTMENT								
	SELL								
	VP4500022								
	10/19/01 MONEY MARKET SVC CLASS		100.00	100.00	29,226.50	29,226.50	0.00		0.00
	WELLS FARGO CASH INVESTMENT								
	SELL								
	VP4500022								
	10/23/01 MONEY MARKET SVC CLASS		100.00	100.00	55,193.80	55,193.80	0.00		0.00
	WELLS FARGO CASH INVESTMENT								
	SELL								
	VP4500022								
	10/25/01 MONEY MARKET SVC CLASS		100.00	100.00	9,332.59	9,332.59	0.00		0.00
	WELLS FARGO CASH INVESTMENT								
	SELL								
	VP4500022								
	10/26/01 MONEY MARKET SVC CLASS		100.00	100.00	10,384.54	10,384.54	0.00		0.00
	WELLS FARGO CASH INVESTMENT								
	SELL								
	VP4500022								
	11/02/01 MONEY MARKET SVC CLASS		100.00	100.00	21,507.93	21,507.93	0.00		0.00
	WELLS FARGO CASH INVESTMENT								
	SELL								
	VP4500022								
	CASH SWEET TRADES								
	21,507.9300								

TRD DATE	* * SECURITIES SOLD * *	STL DATE
11/07/01	MELLS FARGO CASH INVESTMENT 11/07/01 MONEY MARKET SVC CLASS VP4500022 SELL CASH SWEEP TRADES	
11/09/01	MELLS FARGO CASH INVESTMENT 11/09/01 MONEY MARKET SVC CLASS VP4500022 SELL CASH SWEEP TRADES	
11/15/01	MELLS FARGO CASH INVESTMENT 11/15/01 MONEY MARKET SVC CLASS VP4500022 SELL CASH SWEEP TRADES	
11/16/01	MELLS FARGO CASH INVESTMENT 11/16/01 MONEY MARKET SVC CLASS VP4500022 SELL CASH SWEEP TRADES	
11/26/01	MELLS FARGO CASH INVESTMENT 11/26/01 MONEY MARKET SVC CLASS VP4500022 SELL CASH SWEEP TRADES	
11/27/01	MELLS FARGO CASH INVESTMENT 11/27/01 MONEY MARKET SVC CLASS VP4500022 SELL CASH SWEEP TRADES	
11/30/01	MELLS FARGO CASH INVESTMENT 11/30/01 MONEY MARKET SVC CLASS VP4500022 SELL CASH SWEEP TRADES	
12/03/01	MELLS FARGO CASH INVESTMENT 12/03/01 MONEY MARKET SVC CLASS VP4500022 SELL CASH SWEEP TRADES	
12/05/01	MELLS FARGO CASH INVESTMENT 12/05/01 MONEY MARKET SVC CLASS VP4500022 SELL CASH SWEEP TRADES	
12/07/01	MELLS FARGO CASH INVESTMENT 12/07/01 MONEY MARKET SVC CLASS VP4500022 SELL CASH SWEEP TRADES	

UNIT COST	SALE PRICE	COST	PROCEEDS	INTEREST	REALIZED GAIN(LOSS)	SHARES/PAR
100.00	100.00	8,402.77	8,402.77	0.00	0.00	
100.00	100.00	39,186.29	39,186.29	0.00	0.00	
100.00	100.00	50,314.00	50,314.00	0.00	0.00	
100.00	100.00	613.38	613.38	0.00	0.00	
100.00	100.00	52,618.61	52,618.61	0.00	0.00	
100.00	100.00	27,576.75	27,576.75	0.00	0.00	
100.00	100.00	8,155.51	8,155.51	0.00	0.00	
100.00	100.00	38,121.58	38,121.58	0.00	0.00	
100.00	100.00	3,201.56	3,201.56	0.00	0.00	
100.00	100.00	73,479.54	73,479.54	0.00	0.00	

TRD DATE	** SECURITIES SOLD **	UNIT COST	SALE PRICE	COST	PROCEEDS	REALIZED GAIN(LOSS)	STL DATE
12/14/01	MELLS FARGO CASH INVESTMENT	100.00	74,656.55	74,656.55	74,656.55	0.00	
12/14/01	MONEY MARKET SVC CLASS	100.00					
	VP450022						
	CASH SWEEP TRADES		74,656.5500				
12/17/01	MELLS FARGO CASH INVESTMENT	100.00	40,209.00	40,209.00	40,209.00	0.00	
12/17/01	MONEY MARKET SVC CLASS	100.00					
	VP450022						
	CASH SWEEP TRADES		40,209.00				
12/21/01	MELLS FARGO CASH INVESTMENT	100.00	28,133.58	28,133.58	28,133.58	0.00	
12/21/01	MONEY MARKET SVC CLASS	100.00					
	VP450022						
	CASH SWEEP TRADES		28,133.5800				
12/26/01	MELLS FARGO CASH INVESTMENT	100.00	28,536.00	28,536.00	28,536.00	0.00	
12/26/01	MONEY MARKET SVC CLASS	100.00					
	VP450022						
	CASH SWEEP TRADES		28,536.00				
12/27/01	MELLS FARGO CASH INVESTMENT	100.00	33,725.00	33,725.00	33,725.00	0.00	
12/27/01	MONEY MARKET SVC CLASS	100.00					
	VP450022						
	CASH SWEEP TRADES		33,725.00				
12/27/01	CHEVRON TEXACO CORP	92.6173	9,261.73	9,261.73	9,023.09	(238.64)	
01/02/02	166764100						
	MERRILL LANCH PIERCE FENNER &	90.284					
	5.00 COMM 0.050/SHR	100					
	0.31 FEE						
TOTAL TRANSACTIONS EFFECTIVE AND SETTLED WITHIN THE CURRENT PERIOD							
		9,754,037.96		9,754,037.96	8,516,248.04	(1,237,789.92)	
TOTAL TRANSACTIONS THAT SETTLED WITHIN THE CURRENT PERIOD							
		9,754,037.96		9,754,037.96	8,516,248.04	(1,237,789.92)	
TRANSACTIONS EFFECTIVE DURING THE PERIOD THAT SETTLE IN THE FUTURE:							
12/28/01	APPLIED MATLS INC	44.16	17,664.00	17,664.00	16,619.75	(1,044.25)	
01/03/02	038222105						
	SALOMON SMITH BARNEY INC.	41.55					
	0.25 FEE	400					
TOTAL TRANSACTIONS EFFECTIVE DURING THE PERIOD THAT SETTLE IN THE FUTURE							
		26,925.73		26,925.73	25,642.84	(1,282.89)	

10591200
 DECEMBER 31, 2000 THROUGH DECEMBER 31, 2001
 PAGE 75

THE MCCUNE CHARITABLE FOUNDATION - ALLIANCE

REALIZED GAIN(LOSS)	PROCEEDS	INTEREST	COST	UNIT COST	SALE PRICE	SHARES/PAR
(1,239,072.81)	8,541,890.88	0.00	9,780,963.69			

TRD DATE * * SECURITIES SOLD * *
 STL DATE
 TOTAL TRANSACTIONS EFFECTIVE IN THE PERIOD
 6,356.50 COMM
 175.39 FEE

FD410
 DETAIL STATEMENT OF
 SALE TRANSACTIONS



TRD DATE * * SECURITIES SOLD * * UNIT COST SALE PRICE SHARES/PAR COST PROCEEDS INTEREST REALIZED GAIN(LOSS) STL DATE

TRANSACTIONS EFFECTIVE AND SETTLED WITHIN THE CURRENT PERIOD:

08/29/01	AIRTRAN HLDGS INC COM	9,5055	16,159 48	10,130 13	0 00	(16,029 35)	08/29/01 00%9P108	SELL	WEEDEN & COMPANY	51.00 COM	0.030/SHR	0 34 FEE
08/29/01	AIRTRAN HLDGS INC COM	9,5055	18,060 61	11,270 42	0.00	(6,790 19)	08/29/01 00%9P108	SELL	SUMBELT SECURITIES	47.50 COM	0.025/SHR	0 38 FEE
08/29/01	AIRTRAN HLDGS INC COM	9,5055	9,505 58	5,917 30	0 00	(3,588 28)	08/29/01 00%9P108	SELL	MONTGOMERY SECURITIES	50.00 COM	0 050/SHR	0 20 FEE
08/24/01	AIRTRAN HLDGS INC COM	9,5055	19,011 16	11,839 60	0 00	(7,171 56)	08/24/01 00%9P108	SELL	STANDARD & POORS SECURITIES IN	60.00 COM	0.030/SHR	0 40 FEE
09/04/01	AIRTRAN HLDGS INC COM	9,5055	8,555 02	5,908 84	0 00	(2,646 18)	09/07/01 00%9P108	SELL	SUMBELT SECURITIES	22.50 COM	0.025/SHR	0 20 FEE
09/05/01	AIRTRAN HLDGS INC COM	9,5056	4,752.80	3,147 44	0 00	(1,605 36)	09/10/01 00%9P108	SELL	EXECUTION SERVICES INC.	10.00 COM	0.020/SHR	0 11 FEE
09/06/01	AIRTRAN HLDGS INC COM	9,5055	4,752.79	3,019.89	0.00	(1,732 90)	09/11/01 00%9P108	SELL	EXECUTION SERVICES INC	10.00 COM	0.020/SHR	0 11 FEE
09/06/01	AIRTRAN HLDGS INC COM	9,5055	9,505.58	5,994 79	0 00	(3,510 79)	09/11/01 00%9P108	SELL	INVESTMENT TECHNOLOGY GROUP IN	20 00 COM	0.020/SHR	0 21 FEE
09/07/01	AIRTRAN HLDGS INC COM	9,5055	6,653.90	4,209 72	0 00	(2,444 18)	09/12/01 00%9P108	SELL	ABEL NOSER CORP.	21.00 COM	0.030/SHR	0 15 FEE

TRD DATE	** SECURITIES SOLD **	STL DATE	UNIT COST	SALE PRICE	SHARES/PAR	UNIT COST	COST	PROCEEDS	REALIZED GAIN(LOSS)
09/10/01	AIRTRAN HLDGS INC COM	09/13/01 00949P108	9.5055	5.8451	500	4,752.79	2,907.45	(1,845.34)	
	SELL ABEL NOSER CORP.								
	15.00 COMH 0.030/SHR								
09/18/01	ALLEGAN INC	04/23/01 018490102	51.6343	78.3361	500	25,817.17	39,141.74	13,324.57	
	SELL STANDARD & POORS SECURITIES IN								
	25.00 COMH 0.050/SHR								
04/19/01	ALLEGAN INC	04/24/01 018490102	51.6343	78.1097	500	25,817.18	39,038.54	13,221.36	
	SELL ABEL NOSER CORP								
	15.00 COMH 0.030/SHR								
04/20/01	ALLEGAN INC	04/25/01 018490102	51.6343	75.5455	600	30,980.61	45,295.78	14,315.17	
	SELL BUCKINGHAM RESEARCH GROUP INC								
	30.00 COMH 0.050/SHR								
04/25/01	ALLEGAN INC	04/25/01 018490102	51.6343	75.50	500	25,817.17	37,723.74	11,906.57	
	SELL FLEET SECURITIES, INC								
	25.00 COMH 0.050/SHR								
08/30/01	AMERICAN EAGLE OUTFITTERS INC NEW	09/05/01 COM	26.3811	25.1241	1,400	36,933.64	35,130.56	(1,803.08)	
	SELL INSTINET								
	42.00 COMH 0.030/SHR								
08/31/01	AMERICAN EAGLE OUTFITTERS INC NEW	09/06/01 COM	26.3811	25.2039	500	13,190.59	12,586.52	(604.07)	
	SELL B TRADE SERVICES LLC								
	15.00 COMH 0.030/SHR								
09/20/01	AMERICAN EAGLE OUTFITTERS INC NEW	09/25/01 COM	26.3811	17.94	500	13,190.59	8,969.70	(4,220.89)	
	SELL BUCKINGHAM RESEARCH GROUP INC.								
	0.30 FEE								
09/20/01	AMERICAN EAGLE OUTFITTERS INC NEW	09/25/01 COM	26.3811	17.6335	1,400	36,933.64	24,644.07	(12,289.57)	
	SELL B TRADE SERVICES LLC								
	42.00 COMH 0.030/SHR								
	0.83 FEE								

TRD DATE	** SECURITIES SOLD **	STL DATE	UNIT COST	SALE PRICE	SHARES/PAR	COST	PROCEEDS	INTEREST	REALIZED GAIN(LOSS)
09/20/01	AMERICAN EAGLE OUTFITTERS INC NEW	09/25/01 COM	26 3812	17.90	700	18,466.82	12,529.58	0.00	(5,937.24)
	TROSTER SINGER STEVENS ROTCHKI	02553E106							
	SELL								
09/21/01	AMERICAN EAGLE OUTFITTERS INC NEW	09/26/01 COM	26 3812	18.1763	200	5,276.29	3,629.13	0.00	(1,647.11)
	INSTINET	02553E106							
	SELL								
09/21/01	AMERICAN EAGLE OUTFITTERS INC NEW	09/26/01 COM	26 3811	17.5799	1,000	26,381.17	17,549.31	0.00	(8,831.86)
	B TRADE SERVICES LLC	02553E106							
	SELL								
03/22/01	ARROW ELECTRS INC	042735100	38,3046	23.6306	1,000	38,304.69	23,609.81	0.00	(14,694.88)
	EXECUTION SERVICES INC.	20.00 COM 0.020/SHR							
	SELL								
03/23/01	ARROW ELECTRS INC	042735100	38,3046	24.6912	1,000	38,304.69	24,670.37	0.00	(13,634.32)
	EXECUTION SERVICES INC.	20.00 COM 0.020/SHR							
	SELL								
03/23/01	ARROW ELECTRS INC	042735100	38,3046	24.6277	1,000	38,304.69	24,576.87	0.00	(13,727.82)
	STANDARD & POORS SECURITIES IN	50.00 COM 0.050/SHR							
	SELL								
03/26/01	ARROW ELECTRS INC	042735100	38,3046	24.4008	1,100	42,135.16	26,806.98	0.00	(15,328.18)
	ABEL MOSER CORP.	33.00 COM 0.030/SHR							
	SELL								
03/27/01	ARROW ELECTRS INC	042735100	38,3047	24.4691	1,000	38,304.70	24,418.28	0.00	(13,886.42)
	WILLIAMS CAPITAL LLC	50.00 COM 0.050/SHR							
	SELL								
03/28/01	ARROW ELECTRS INC	042735100	38,3047	23.8208	500	19,152.35	11,885.00	0.00	(7,267.35)
	PRUDENTIAL BACHE SECURITIES	25.00 COM 0.050/SHR							
	SELL								

TRD DATE	** SECURITIES SOLD **	STL DATE	UNIT COST	SALE PRICE	COST	PROCEEDS	REALIZED GAIN(LOSS)
04/03/01	ART TECHNOLOGY GROUP INC	04/06/01 04289L107	39,4366	4,4953	35,493 01	4,045 63	(31,447 38)
	BEAR STEERNS & COMPANY		900			0 00	
04/04/01	ART TECHNOLOGY GROUP INC	04/09/01 04289L107	39,4366	5,2294	51,267.68	6,758 99	(44,508 69)
	B TRADE SERVICES LLC		1,300			0.00	
04/05/01	ART TECHNOLOGY GROUP INC	04/10/01 04289L107	39,4366	5,2611	43,380 35	5,787 01	(37,593.34)
	CANTOR FITZGERALD & CO INC		1,100			0 00	
04/05/01	ART TECHNOLOGY GROUP INC	04/10/01 04289L107	39,4366	5,4375	31,549.34	4,349 85	(27,199.49)
	PRUDENTIAL BACHE SECURITIES		800			0 00	
11/19/01	ASIAINFO HOLDINGS INC	11/23/01 04518A104	17,0962	16,5093	5,128 88	4,943 62	(185.26)
	B TRADE SERVICES LLC		300			0.00	
11/20/01	ASIAINFO HOLDINGS INC	11/26/01 04518A104	17,0962	16,2804	5,128 88	4,874.95	(253.93)
	B TRADE SERVICES LLC		300			0.00	
11/20/01	ASIAINFO HOLDINGS INC	11/26/01 04518A104	17,0962	16,3445	3,419.25	3,264.89	(154.36)
	INVESTMENT TECHNOLOGY GROUP IN		200			0.00	
11/21/01	ASIAINFO HOLDINGS INC	11/27/01 04518A104	17,0963	15,575	1,709.63	1,555.44	(154 19)
	INVESTMENT TECHNOLOGY GROUP IN		100			0 00	
11/21/01	ASIAINFO HOLDINGS INC	11/27/01 04518A104	17,0962	15,4151	5,128 88	4,615.37	(513.51)
	B TRADE SERVICES LLC		300			0.00	

TRD DATE	** SECURITIES SOLD **	STL DATE	UNIT COST	SALE PRICE	SHARES/PAR	COST	PROCEEDS	REALIZED GAIN(LOSS)
11/23/01	ASIAINFO HOLDINGS INC	11/28/01 04518A104	17.0962	15.6592	400	6,838.51	6,251.47	(587.04)
04/05/01	B TRADE SERVICES LLC	04/10/01 045327103	12.00	12.00	0.030/SHR		0.00	
04/10/01	ASPEN TECHNOLOGY INC COM	04/10/01 045327103	46.2321	13.1781	1,000	46,232.10	4	(33,054.44)
04/05/01	FIRST UNION CAPITAL MARKETS	04/10/01 045327103	46.2321	13.4719	1,000	46,232.10	13,471.45	(32,760.65)
04/05/01	MONTGOMERY SECURITIES	04/10/01 045327103	46.2321	13.4719	1,000	46,232.10	0.00	(32,760.65)
04/05/01	ASPEN TECHNOLOGY INC COM	04/10/01 045327103	46.2321	13.3203	800	36,985.68	10,655.88	(26,329.80)
04/10/01	JEFFERIES & COMPANY	04/10/01 045327103	46.2321	13.2538	300	13,869.63	3,967.00	(9,902.63)
04/05/01	ASPEN TECHNOLOGY INC COM	04/10/01 045327103	46.2321	13.2538	300	13,869.63	0.00	(9,902.63)
04/06/01	ASPEN TECHNOLOGY INC COM	04/11/01 045327103	46.2321	12.5035	600	27,739.26	7,483.84	(20,255.42)
04/11/01	B TRADE SERVICES LLC	04/11/01 045327103	16.00	16.00	0.030/SHR		0.00	
04/09/01	ASPEN TECHNOLOGY INC COM	04/12/01 045327103	46.2321	12.591	300	13,869.63	3,768.17	(10,101.46)
04/12/01	B TRADE SERVICES LLC	04/12/01 045327103	9.00	9.00	0.030/SHR		0.00	
04/09/01	ASPEN TECHNOLOGY INC COM	04/12/01 045327103	46.2321	13.017	500	23,116.06	6,508.28	(16,607.78)
04/10/01	ASPEN TECHNOLOGY INC COM	04/16/01 045327103	46.2321	13.4518	400	18,492.84	5,380.54	(13,112.30)
04/16/01	MEEDEN & COMPANY	04/16/01 045327103	46.2321	13.4518	400	18,492.84	0.00	(13,112.30)

TRD DATE	** SECURITIES SOLD **	STL DATE	UNIT COST	SALE PRICE	SHARES/PAR	PROCEEDS	INTEREST	REALIZED GAIN(LOSS)
05/01/01	AURORA BIOSCIENCES CORP	05/04/01	84.7693	23.5008	500	11,735.00	0.00	(130,649.69)
05/07/01	B TRADE SERVICES LLC	05/07/01	84.7693	22.8956	500	11,432.41	0.00	(30,952.28)
05/02/01	AURORA BIOSCIENCES CORP	05/07/01	84.7693	22.8541	700	15,997.33	0.00	(43,341.24)
05/03/01	AURORA BIOSCIENCES CORP	05/08/01	84.7694	21.899	300	6,560.48	0.00	(18,870.34)
05/04/01	AURORA BIOSCIENCES CORP	05/09/01	84.7693	21.0285	1,000	21,027.79	0.00	(63,741.59)
04/16/01	AVX CORP COM	04/19/01	17.8796	18.7627	400	7,492.82	0.00	340.95
04/16/01	AVX CORP COM	04/19/01	17.8796	19.66	200	3,929.86	0.00	353.93
04/17/01	AVX CORP COM	04/20/01	17.8796	18.75	1,700	31,788.93	0.00	1,393.49
04/18/01	AVX CORP COM	04/23/01	17.8796	20.2115	700	14,133.57	0.00	1,617.80
05/01/01	AURORA BIOSCIENCES CORP	05/04/01	84.7693	23.5008	500	11,735.00	0.00	(130,649.69)
05/07/01	B TRADE SERVICES LLC	05/07/01	84.7693	22.8956	500	11,432.41	0.00	(30,952.28)
05/02/01	AURORA BIOSCIENCES CORP	05/07/01	84.7693	22.8541	700	15,997.33	0.00	(43,341.24)
05/03/01	AURORA BIOSCIENCES CORP	05/08/01	84.7694	21.899	300	6,560.48	0.00	(18,870.34)
05/04/01	AURORA BIOSCIENCES CORP	05/09/01	84.7693	21.0285	1,000	21,027.79	0.00	(63,741.59)
04/16/01	AVX CORP COM	04/19/01	17.8796	18.7627	400	7,492.82	0.00	340.95
04/16/01	AVX CORP COM	04/19/01	17.8796	19.66	200	3,929.86	0.00	353.93
04/17/01	AVX CORP COM	04/20/01	17.8796	18.75	1,700	31,788.93	0.00	1,393.49
04/18/01	AVX CORP COM	04/23/01	17.8796	20.2115	700	14,133.57	0.00	1,617.80

TRD DATE	** SECURITIES SOLD **	STL DATE	UNIT COST	SALE PRICE	SHARES/PAR	COST	PROCEEDS	REALIZED GAIN(LOSS)
04/19/01	AVX CORP COM	04/24/01 00244107	17.8796	20.5132	600	10,727.80	12,295.50	1,567.70
04/20/01	AVX CORP COM	04/25/01 00244107	17.8796	20.0678	1,100	19,667.63	22,040.84	2,373.21
04/23/01	AVX CORP COM	04/26/01 00244107	17.8796	19.2072	1,100	19,667.64	21,094.21	1,426.57
04/24/01	AVX CORP COM	04/27/01 00244107	17.8796	18.70	500	8,939.83	9,344.68	404.85
04/24/01	AVX CORP COM	04/27/01 00244107	17.8796	18.7468	2,500	44,699.17	46,790.43	2,091.26
08/03/01	CAL DIVE INTL INC COM	08/08/01 127914109	27.3174	17.1001	1,400	38,244.36	23,897.34	(14,347.02)
08/03/01	CAL DIVE INTL INC COM	08/08/01 127914109	27.3174	17.1283	900	24,585.66	15,387.95	(9,197.71)
08/06/01	CAL DIVE INTL INC COM	08/09/01 127914109	27.3173	17.1422	300	8,195.21	5,133.48	(3,061.73)
08/07/01	CAL DIVE INTL INC COM	08/10/01 127914109	27.3174	16.8006	600	16,390.44	10,062.02	(6,328.42)

TRD DATE	** SECURITIES SOLD **	STL DATE	UNIT COST	COST	PROCEEDS	REALIZED GAIN(LOSS)
08/08/01	CAL DIVE INTL INC COM	08/13/01	27 3173	5,463 47	3,293 63	(2,169.84)
	B TRADE SERVICES LLC		200		0 00	
07/09/01	CHILDRENS PL RETAIL STORES INC COM	07/12/01	29,3278	23,462.27	17,979 16	(5,483 11)
	INVESTMENT TECHNOLOGY GROUP IN		600		0 00	
	16.00 COMM 0.020/SHR					
	0.60 FEE					
07/16/01	CHILDRENS PL RETAIL STORES INC COM	07/19/01	29,3278	8,798.35	7,498.24	(1,300 11)
	INVESTMENT TECHNOLOGY GROUP IN		300		0.00	
	6 00 COMM 0.020/SHR					
	0.26 FEE					
07/17/01	CHILDRENS PL RETAIL STORES INC COM	07/20/01	29 3278	14,663 91	12,516 43	(2,147 48)
	INVESTMENT TECHNOLOGY GROUP IN		500		0.00	
	10.00 COMM 0 020/SHR					
	0.42 FEE					
07/18/01	CHILDRENS PL RETAIL STORES INC COM	07/23/01	29,3278	14,663.91	12,600 17	(2,063 74)
	INVESTMENT TECHNOLOGY GROUP IN		500		0 00	
	10.00 COMM 0.020/SHR					
	0.43 FEE					
07/19/01	CHILDRENS PL RETAIL STORES INC COM	07/24/01	29,3278	5,865 57	4,966.83	(898 74)
	INVESTMENT TECHNOLOGY GROUP IN		200		0.00	
	4.00 COMM 0.020/SHR					
	0 17 FEE					
07/19/01	CHILDRENS PL RETAIL STORES INC COM	07/24/01	29,3278	8,798.35	7,513.87	(1,284.48)
	INVESTMENT TECHNOLOGY GROUP IN		300		0.00	
	9.00 COMM 0.030/SHR					
	0 26 FEE					
07/20/01	CHILDRENS PL RETAIL STORES INC COM	07/25/01	29,3278	5,865 57	4,983 63	(881 94)
	CHILDRENS PL RETAIL STORES INC COM		200		0.00	
	JEFFERIES & COMPANY					
	0.17 FEE					
07/20/01	CHILDRENS PL RETAIL STORES INC COM	07/25/01	29,3278	2,932 78	2,488 38	(444.40)
	CHILDRENS PL RETAIL STORES INC COM		100		0.00	
	INSTINET					
	3 00 COMM 0 030/SHR					
	0.09 FEE					

TRD DATE	STL DATE	** SECURITIES SOLD **	UNIT COST	SALE PRICE	SHARES/PAR	COST	PROCEEDS	REALIZED GAIN(LOSS)
07/23/01	CHILDRENS PL RETAIL STORES INC COM		29,5278	24.64%	500	14,663.92	12,524.28	(12,339.64)
11/02/01	COHERENT INC I COM & I TAKEOVER RT	CS FIRST BOSTON CORP.	43.75	26.7938	600	26,250.02	16,057.74	(10,192.28)
11/07/01	COHERENT INC I COM & I TAKEOVER RT	SELL 192479103					0.00	
11/08/01	COHERENT INC I COM & I TAKEOVER RT	11/08/01 EFF: 01-06-89 EXP: 11-17-99	43.75	27.2368	500	13,125.01	8,161.76	(4,963.25)
11/07/01	COHERENT INC I COM & I TAKEOVER RT	B TRADE SERVICES LLC 192479103					0.00	
11/07/01	COHERENT INC I COM & I TAKEOVER RT	11/13/01 EFF: 01-06-89 EXP: 11-17-99	43.75	27.8835	300	13,125.01	8,364.77	(4,760.24)
11/13/01	COHERENT INC I COM & I TAKEOVER RT	SELL 192479103					0.00	
11/14/01	COHERENT INC I COM & I TAKEOVER RT	11/14/01 EFF: 01-06-89 EXP: 11-17-99	43.75	28.0194	400	17,500.01	11,195.38	(6,304.63)
11/08/01	COHERENT INC I COM & I TAKEOVER RT	SELL 192479103					0.00	
11/09/01	COHERENT INC I COM & I TAKEOVER RT	11/15/01 EFF: 01-06-89 EXP: 11-17-99	43.75	26.7771	500	21,875.02	13,373.10	(8,501.92)
11/09/01	COHERENT INC I COM & I TAKEOVER RT	B TRADE SERVICES LLC 192479103					0.00	
11/13/01	COHERENT INC I COM & I TAKEOVER RT	11/16/01 EFF: 01-06-89 EXP: 11-17-99	43.75	28.047	300	13,125.01	8,404.81	(4,720.20)
11/13/01	COHERENT INC I COM & I TAKEOVER RT	SELL 192479103					0.00	
11/16/01	COHERENT INC I COM & I TAKEOVER RT	B TRADE SERVICES LLC 192479103					0.00	
11/19/01	COHERENT INC I COM & I TAKEOVER RT	11/19/01 EFF: 01-06-89 EXP: 11-17-99	43.75	28.3315	400	17,500.01	11,332.22	(6,167.79)
11/19/01	COHERENT INC I COM & I TAKEOVER RT	SELL 192479103					0.00	
11/19/01	COHERENT INC I COM & I TAKEOVER RT	JEFFERIES & COMPANY					0.00	

TRD DATE	** SECURITIES SOLD **	STL DATE	UNIT COST	SALE PRICE	SHARES/PAR	COST	PROCEEDS	INTEREST	REALIZED GAIN(LOSS)
11/15/01	COHERENT INC 1 COM & 1 TAKEOVER RT 11/20/01 EFF: 01-06-09 EXP: 11-17-99 192479103 B TRADE SERVICES LLC 3.00 COMM 0.030/SHR		43.75	28.2639	100	4,375.00	2,823.29	0.00	(1,551.71)
11/16/01	COHERENT INC 1 COM & 1 TAKEOVER RT 11/21/01 EFF: 01-06-09 EXP: 11-17-99 192479103 B TRADE SERVICES LLC 9.00 COMM 0.030/SHR		43.75	28.1924	300	13,125.01	8,448.43	0.00	(4,676.58)
11/23/01	COHERENT INC 1 COM & 1 TAKEOVER RT 11/23/01 EFF: 01-06-09 EXP: 11-17-99 192479103 B TRADE SERVICES LLC 9.00 COMM 0.030/SHR		43.75	28.2911	300	13,125.01	8,478.04	0.00	(4,646.97)
11/20/01	COHERENT INC 1 COM & 1 TAKEOVER RT 11/26/01 EFF: 01-06-09 EXP: 11-17-99 192479103 B TRADE SERVICES LLC 21.00 COMM 0.030/SHR		43.75	27.4159	700	30,625.02	19,169.49	0.00	(11,455.53)
08/16/01	DIGITAL LIGHTVAE INC 08/21/01 253855100 B TRADE SERVICES LLC 24.00 COMM 0.030/SHR		36.2996	15.1892	800	29,039.69	12,126.95	0.00	(16,912.74)
08/17/01	DIGITAL LIGHTVAE INC 08/22/01 253855100 B TRADE SERVICES LLC 9.00 COMM 0.030/SHR		36.2996	15.2327	300	10,889.88	4,560.65	0.00	(6,329.23)
08/20/01	DIGITAL LIGHTVAE INC 08/23/01 253855100 B TRADE SERVICES LLC 21.00 COMM 0.030/SHR		36.2996	13.8214	700	25,409.74	9,653.65	0.00	(15,756.09)

TRD DATE	** SECURITIES SOLD **	TRD DATE	STL DATE	UNIT COST	SALE PRICE	SHARES/PAR	COST	PROCEEDS	REALIZED GAIN(LOSS)
08/21/01	DIGITAL LIGHTWAVE INC	08/24/01	253055100	36 2996	13,4533	700	25,409.74	9,395.99	(16,013.75)
08/22/01	DIGITAL LIGHTWAVE INC	08/27/01	253055100	36 2996	13,336	200	7,259.92	2,661.11	(4,598.81)
11/02/01	ELECTRONICS FOR IMAGING INC COM	11/07/01	286082102	26,7772	19,2194	700	18,744.05	13,432.13	(5,311.92)
11/07/01	ELECTRONICS FOR IMAGING INC COM	11/13/01	286082102	26,7772	20,8869	1,000	26,777.21	20,856.20	(5,921.01)
11/08/01	ELECTRONICS FOR IMAGING INC COM	11/14/01	286082102	26,7772	21,1952	500	13,388.61	10,582.24	(2,806.37)
11/09/01	ELECTRONICS FOR IMAGING INC COM	11/09/01	ELECTRONICS FOR IMAGING INC COM	26,7772	19,3271	700	18,744.04	13,507.51	(5,236.53)
11/09/01	ELECTRONICS FOR IMAGING INC COM	11/15/01	286082102	26,7772	19,3513	500	13,388.60	9,660.32	(3,728.28)
11/12/01	ELECTRONICS FOR IMAGING INC COM	11/15/01	286082102	26,7772	19,2233	300	8,053.17	5,757.79	(2,275.38)
11/13/01	ELECTRONICS FOR IMAGING INC COM	11/16/01	286082102	26,7772	19,7845	700	18,744.04	13,827.68	(4,916.36)



FD410
 DETAIL STATEMENT OF
 SALE TRANSACTIONS

THE MCCUNE CHARITABLE FOUNDATION -
 FULLER & THAYER

PAGE 69
 10591203
 DECEMBER 31, 2000 THROUGH
 DECEMBER 31, 2001

TRD DATE	** SECURITIES SOLD **	STL DATE	UNIT COST	SALE PRICE	SHARES/PAR	COST	PROCEEDS	INTEREST	REALIZED GAIN(LOSS)
11/14/01	ELECTRONICS FOR IMAGING INC COM	11/19/01	26.7772	20.0042	800	21,421.77	15,978.82	0.00	(5,442.95)
06/13/01	EXFO ELECTRO-OPTICAL ENGINEERING	06/18/01	27.8465	25.2376	100	2,784.65	2,520.67	0.00	(263.98)
06/13/01	EXFO ELECTRO-OPTICAL ENGINEERING	06/18/01	27.8465	24.1014	300	8,353.96	7,230.17	0.00	(1,123.79)
06/14/01	EXFO ELECTRO-OPTICAL ENGINEERING	06/19/01	27.8465	23.3033	900	25,061.87	20,972.27	0.00	(4,089.60)
06/15/01	EXFO ELECTRO-OPTICAL ENGINEERING	06/20/01	27.8465	21.87	200	5,569.31	4,369.85	0.00	(1,199.46)
06/15/01	EXFO ELECTRO-OPTICAL ENGINEERING	06/20/01	27.8465	22.5079	1,000	27,846.53	22,477.14	0.00	(5,369.39)
06/18/01	EXFO ELECTRO-OPTICAL ENGINEERING	06/21/01	27.8465	20.6228	300	8,353.96	6,177.63	0.00	(2,176.33)
06/19/01	EXFO ELECTRO-OPTICAL ENGINEERING	06/22/01	27.8465	18.519	100	2,784.65	1,828.83	0.00	(955.82)
06/20/01	EXFO ELECTRO-OPTICAL ENGINEERING	06/25/01	27.8465	17.1431	300	8,353.96	5,133.75	0.00	(3,220.21)

TRD DATE	** SECURITIES SOLD **	STL DATE	UNIT COST	SALE PRICE	SHARES/PAR	COST	PROCEEDS	REALIZED GAIN(LOSS)
10/26/01	EXPEDITORS INTL WASH INC	10/31/01 302130109	57.9967	54.9048	600	34,798.05	26,923.98	(7,874.07)
10/29/01	EXPEDITORS INTL WASH INC	11/01/01 302130109	57.9967	46.5742	1,000	57,996.76	46,542.64	(11,454.12)
07/20/01	EXTENDED STAY AMER INC COM	07/25/01 30224P101	17.8442	13.68	200	3,568.85	2,729.90	(838.95)
07/23/01	EXTENDED STAY AMER INC COM	07/26/01 30224P101	17.8442	13.80	1,400	24,981.93	19,277.35	(5,704.58)
07/23/01	EXTENDED STAY AMER INC COM	07/26/01 30224P101	17.8442	14.00	100	1,784.42	1,396.95	(387.47)
10/24/01	EXTENDED STAY AMER INC COM	10/29/01 30224P101	17.8442	13.2862	600	10,706.54	7,953.45	(2,753.09)
10/25/01	EXTENDED STAY AMER INC COM	10/30/01 30224P101	17.8442	13.0842	600	7,137.69	5,221.50	(1,916.19)
10/25/01	EXTENDED STAY AMER INC COM	10/30/01 30224P101	17.8442	13.0498	600	10,706.54	7,799.61	(2,906.93)
10/25/01	EXTENDED STAY AMER INC COM	10/30/01 30224P101	17.8442	13.479	500	8,922.12	6,729.27	(2,192.85)

TRD DATE	* # SECURITIES SOLD *	STL DATE	UNIT COST	COST	PROCEEDS	REALIZED GAIN(LOSS)
10/26/01	EXTENDED STAY AMER INC COM	10/31/01 30224P101	17,8442	8,922.12	6,623.77	(2,298.35)
	SELL	STANDARD & POORS SECURITIES IN	13,298		0.00	
	25 00 COM 0 050/SHR		500			
	0.23 FEE					
10/29/01	EXTENDED STAY AMER INC COM	11/01/01 30224P101	17,8442	10,706.54	7,883.43	(2,823.11)
	SELL	ABEL NOSER CORP	13,1695		0.00	
	18.00 COM 0.030/SHR		600			
	0.27 FEE					
10/30/01	EXTENDED STAY AMER INC COM	11/02/01 30224P101	17,8442	16,059.81	11,672.61	(4,387.20)
	SELL	INSTINET	13 00		0.00	
	27.00 COM 0 030/SHR		900			
	0.39 FEE					
10/31/01	EXTENDED STAY AMER INC COM	11/05/01 30224P101	17,8442	17,844.24	13,419.55	(4,424.69)
	RSSELL	PERSHING	13 47		0.00	
	50 00 COM 0 050/SHR		1,000			
	0.45 FEE					
10/31/01	EXTENDED STAY AMER INC COM	11/05/01 30224P101	17,8442	(17,844.24)	(13,419.55)	4,424.69
	RSSELL	WILLIAMS CAPITAL LLC	13 5575		0.00	
	50 00-COM 0.050/SHR		(1,000)			
	0.45-FEE					
10/31/01	EXTENDED STAY AMER INC COM	11/05/01 30224P101	17,8442	17,844.24	13,507.04	(4,337.20)
	SELL	WILLIAMS CAPITAL LLC	13,5575		0.00	
	50.00 COM 0.050/SHR		1,000			
	0.46 FEE					
10/31/01	EXTENDED STAY AMER INC COM	11/05/01 30224P101	17,8442	17,844.24	13,419.55	(4,424.69)
	SELL	PERSHING	13,47		0.00	
	50.00 COM 0.050/SHR		1,000			
	0.45 FEE					
04/03/01	FILENET CORP	04/06/01 316849106	29 5026	35,403.14	12,168.91	(23,234.23)
	SELL	INSTINET	10 1711		0.00	
	36.00 COM 0.050/SHR		1,200			
	0.41 FEE					

TRD DATE	* * SECURITIES SOLD * *	STL DATE	UNIT COST	COST	PROCEEDS	REALIZED GAIN(LOSS)
04/03/01	FILENET CORP 04/06/01 316869106 SELL JEFFERIES & COMPANY		29 5026 9 8542 300	0,850 79	2,956 16	15,894 631
04/03/01	FILENET CORP 04/06/01 316869106 SELL B TRADE SERVICES LLC		29 5026 9 3493 2,600	76,706 81		(52,477 45)
04/16/01	FILENET CORP 04/19/01 316869106 SELL SHERWOOD SECURITIES/BROADCORT		29 5026 11 20 200	5,900 52	2,239 92	(3,660 60)
04/18/01	FILENET CORP 04/23/01 316869106 SELL SPEAR LEEDS & KELLOGG		29 5026 11 51 500	14,751 31	5,754 80	(8,996 51)
04/19/01	FILENET CORP 04/24/01 316869106 SELL SPEAR LEEDS & KELLOGG		29 5026 12 0205 500	14,751 31	6,010 04	(8,741 27)
04/24/01	FILENET CORP 04/27/01 316869106 SELL B TRADE SERVICES LLC		29 5026 11 4958 600	17,701 57	6,879 25	(10,822 32)
04/25/01	FILENET CORP 04/30/01 316869106 SELL CANTOR FITZGERALD & CO. INC.		29 5026 12 0518 1,600	47,204 20	19,282 23	(27,921 97)
04/25/01	FILENET CORP 04/30/01 316869106 SELL SPEAR LEEDS & KELLOGG		29 5026 11 75 200	5,900 52	2,349 92	(3,550 60)
04/25/01	FILENET CORP 04/30/01 316869106 SELL B TRADE SERVICES LLC		29 5026 11 8232 600	17,701 57	7,075 68	(10,625 89)

TRD DATE	** SECURITIES SOLD **	STL DATE	UNIT COST	COST	PROCEEDS	REALIZED GAIN(LOSS)
04/26/01	FILENET CORP	05/01/01	29.5026	8,050 79	3,905.62	(4,945.17)
	CANTON FITZGERALD & CO. INC		13.0192		0 00	
04/02/01	GLOBALSPAN INC	04/05/01	73 7168	22,115.04	6,037.29	(16,077 75)
	SHERWOOD SECURITIES/BROADCORT		20.125		0.00	
			300			
04/02/01	GLOBALSPAN INC	04/05/01	73 7168	36,858 40	10,265 05	(126,593 35)
	B TRADE SERVICES LLC		20.5608		0 00	
			500			
04/02/01	GLOBALSPAN INC	04/05/01	73 7168	22,115.04	6,116.97	(15,998 07)
	PRUDENTIAL BACHE SECURITIES		20.3906		0 00	
			300			
04/03/01	GLOBALSPAN INC	04/06/01	73 7168	22,115 04	5,303.19	(16,811 85)
	INSTINET		17.7079		0.00	
			300			
04/05/01	GLOBALSPAN INC	04/10/01	73 7168	73,716 80	16,801 13	(56,915.67)
	B TRADE SERVICES LLC		16.8317		0 00	
			1,000			
04/06/01	GLOBALSPAN INC	04/11/01	73 7168	22,115.04	4,993.42	(17,121 62)
	B TRADE SERVICES LLC		16.6753		0.00	
			300			
09/26/01	GREY WOLF INC COM	10/01/01	6.7051	3,352.55	887.47	(12,465.08)
	GREY WOLF INC COM		1.80		0 00	
			500			
09/27/01	GREY WOLF INC COM	10/02/01	6.7051	3,352.55	869.22	(12,483 33)
	SUNBELT SECURITIES		1.7635		0.00	
			500			

TRD DATE	** SECURITIES SOLD **	STL DATE	UNIT COST	SALE PRICE	SHARES/PAR	COST	PROCEEDS	INTEREST	REALIZED GAIN(LOSS)
09/27/01	GREY WOLF INC COM	10/02/01 39788108	6.705	1.80	1,900	12,739.67	3,400.88	0.00	(9,338.79)
	SELL	INSTINET							
		19.00 COM							
		0.010/SHR							
09/28/01	GREY WOLF INC COM	10/03/01 39788108	6.705	1.8725	900	6,034.58	1,658.19	0.00	(4,376.39)
	SELL	VAN KASPER & CO							
		27.00 COM							
		0.030/SHR							
10/01/01	GREY WOLF INC COM	10/04/01 39788108	6.705	1.775	1,000	6,705.09	1,754.94	0.00	(4,950.15)
	SELL	INVESTMENT TECHNOLOGY GROUP IN							
		20.00 COM							
		0.020/SHR							
10/01/01	GREY WOLF INC COM	10/04/01 39788108	6.705	1.80	2,300	15,421.71	4,093.86	0.00	(11,327.85)
	SELL	EXECUTION SERVICES INC.							
		46.00 COM							
		0.020/SHR							
10/02/01	GREY WOLF INC COM	10/05/01 39788108	6.705	1.7667	2,900	19,444.77	5,036.25	0.00	(14,408.52)
	SELL	BEAR STEWTS & COMPANY							
		87.00 COM							
		0.030/SHR							
10/02/01	GREY WOLF INC COM	10/10/01 39788108	6.705	1.77	1,900	12,739.66	3,305.88	0.00	(9,433.78)
	SELL	ALEX BROWN & SONS							
		57.00 COM							
		0.030/SHR							
10/03/01	GREY WOLF INC COM	10/09/01 39788108	6.705	1.9215	1,000	6,705.09	1,891.43	0.00	(4,813.66)
	SELL	ABEL NOSER CORP.							
		30.00 COM							
		0.030/SHR							
10/04/01	GREY WOLF INC COM	10/10/01 39788108	6.705	2.2015	900	6,034.58	1,954.28	0.00	(4,080.30)
	SELL	ABEL NOSER CORP							
		27.00 COM							
		0.030/SHR							

TRD DATE * * SECURITIES SOLD * *
 UNIT COST
 SALE PRICE
 SHARES/PAR
 COST
 PROCEEDS
 INTEREST
 REALIZED GAIN(LOSS)

TRD DATE	* * SECURITIES SOLD * *	UNIT COST	SALE PRICE	SHARES/PAR	COST	PROCEEDS	INTEREST	REALIZED GAIN(LOSS)
10/04/01	GREY WOLF INC COM	6.705	2.2944	1,400	9,387.13	3,170.05	0.00	(6,217.08)
10/10/01	STANDARD & POORS SECURITIES IN	2.2944	1,400					
03/05/01	HARRIS CORP DEL 1 COM & 1 TAKEOVER	29,4414	24,0411	1,000	29,441.49	24,020.29	0.00	(5,421.20)
03/06/01	HARRIS CORP DEL 1 COM & 1 TAKEOVER	29,4414	24,2447	500	14,720.74	12,096.96	0.00	(2,623.78)
03/06/01	HARRIS CORP DEL 1 COM & 1 TAKEOVER	29,4414	24,0776	600	17,664.89	14,434.07	0.00	(3,230.82)
03/09/01	HARRIS CORP DEL 1 COM & 1 TAKEOVER	29,4414	24,2673	1,000	29,441.49	24,247.29	0.00	(5,194.20)
03/06/01	HARRIS CORP DEL 1 COM & 1 TAKEOVER	29,4414	24,0000	20.00	14,720.74	12,084.59	0.00	(2,636.15)
03/07/01	HARRIS CORP DEL 1 COM & 1 TAKEOVER	29,4414	24,0000	20.00	14,720.74	12,084.59	0.00	(2,636.15)
03/09/01	HARRIS CORP DEL 1 COM & 1 TAKEOVER	29,4414	24,0000	20.00	14,720.74	12,084.59	0.00	(2,636.15)
03/09/01	HARRIS CORP DEL 1 COM & 1 TAKEOVER	29,4414	24,0000	20.00	14,720.74	12,084.59	0.00	(2,636.15)
03/14/01	HARRIS CORP DEL 1 COM & 1 TAKEOVER	29,4414	24,0000	20.00	14,720.74	12,084.59	0.00	(2,636.15)
07/25/01	IRVING TECHNOLOGIES CORP	14,2046	13.05	100	1,420.46	1,304.95	0.00	(115.51)

TRD DATE	** SECURITIES SOLD **	STL DATE	UNIT COST	SALE PRICE	SHARES/PAR	COST	PROCEEDS	REALIZED GAIN(LOSS)
07/25/01	INRANGE TECHNOLOGIES CORP	07/30/01	14,2045	12.6461	500	7,102.29	6,307.83	(1794.61)
07/26/01	INRANGE TECHNOLOGIES CORP	07/31/01	14,2045	11.0759	1,200	17,045.48	13,254.63	(3,790.85)
07/27/01	INRANGE TECHNOLOGIES CORP	08/01/01	14,2045	11.0708	900	12,784.11	9,936.38	(2,847.73)
07/27/01	INRANGE TECHNOLOGIES CORP	08/01/01	14,2045	11.0148	1,700	24,147.76	18,724.53	(5,423.23)
07/30/01	INRANGE TECHNOLOGIES CORP	08/02/01	14,2045	10.80	2,400	34,090.96	25,919.13	(8,171.83)
07/31/01	INRANGE TECHNOLOGIES CORP	08/03/01	14,2045	12.0169	300	4,261.37	3,595.94	(165.43)
07/23/01	INTRANET SOLUTIONS INC COM MEM	07/26/01	49.1525	24.4662	1,500	73,728.89	36,653.07	(37,075.82)
07/23/01	INTRANET SOLUTIONS INC COM MEM	07/26/01	49.1525	24.4167	1,500	73,728.89	36,623.82	(37,105.07)
07/23/01	INTRANET SOLUTIONS INC COM MEM	07/26/01	49.1525	24.4167	1,500	73,728.89	36,623.82	(37,105.07)

TRD DATE	** SECURITIES SOLD **	STL DATE	UNIT COST	SALE PRICE	SHARES/PAR	COST	PROCEEDS	INTEREST	REALIZED GAIN(LOSS)
10/26/01	INVITROGEN CORP	10/31/01	82.2639	69.802	500	41,131.95	34,884.83	0.00	(6,247.12)
10/29/01	INVITROGEN CORP	11/01/01	82.2639	68.0231	300	24,679.17			(4,281.93)
11/09/01	INVITROGEN CORP	11/15/01	82.2638	58.5493	500	41,131.94	29,258.67	0.00	(11,873.27)
11/13/01	INVITROGEN CORP	11/16/01	82.2639	60.9382	100	8,226.39	6,090.61	0.00	(2,135.78)
11/29/01	INVITROGEN CORP	12/04/01	82.2638	66.9886	800	65,811.11	53,565.09	0.00	(12,246.02)
11/30/01	INVITROGEN CORP	12/05/01	82.2639	67.05	200	16,452.78	13,403.55	0.00	(3,049.23)
07/06/01	LUMINENT INC	07/11/01	9.032	3.4583	400	3,612.82	1,375.27	0.00	(2,237.55)
07/09/01	LUMINENT INC	07/12/01	9.032	3.5443	600	5,419.23	2,114.50	0.00	(3,304.73)

TRD DATE	** SECURITIES SOLD **	STL DATE	UNIT COST	SALE PRICE	SHARES/PAR	COST	PROCEEDS	REALIZED GAIN(LOSS)
07/11/01	LUMINENT INC	07/16/01	9.032	3.0595	9,032.05	3,039.39	15,992.66	(5,992.66)
07/16/01	B TRADE SERVICES LLC	07/16/01	20.00	0.020/SHR	1,000			
07/12/01	LUMINENT INC	07/17/01	9.032	3.4365	9,032	4,438.70	17,302.96	(7,302.96)
07/12/01	B TRADE SERVICES LLC	07/17/01	26.00	0.020/SHR	1,300			
07/12/01	LUMINENT INC	07/17/01	9.032	3.085	9,516.02	1,537.44	(2,978.58)	(2,978.58)
07/12/01	LUMINENT INC	07/17/01	9.032	3.355	9,935.25	3,668.37	(6,266.88)	(6,266.88)
07/12/01	INVESTMENT TECHNOLOGY GROUP IN	07/17/01	22.00	0.020/SHR	1,100			
07/13/01	LUMINENT INC	07/18/01	9.032	3.5003	9,516.02	1,735.09	(2,780.93)	(2,780.93)
07/13/01	B TRADE SERVICES LLC	07/18/01	15.00	0.030/SHR	500			
07/16/01	LUMINENT INC	07/19/01	9.032	3.4046	4,516.03	1,687.24	(2,828.79)	(2,828.79)
07/16/01	LUMINENT INC	07/19/01	15.00	0.030/SHR	500			
07/17/01	LUMINENT INC	07/20/01	9.032	3.2846	5,419.23	1,952.69	(3,466.54)	(3,466.54)
07/17/01	B TRADE SERVICES LLC	07/20/01	18.00	0.030/SHR	600			
07/18/01	LUMINENT INC	07/23/01	9.032	3.2266	4,516.02	1,598.24	(2,917.78)	(2,917.78)
07/18/01	LUMINENT INC	07/23/01	15.00	0.030/SHR	500			
07/19/01	LUMINENT INC	07/24/01	9.032	3.4057	6,322.44	2,362.91	(3,959.53)	(3,959.53)
07/19/01	B TRADE SERVICES LLC	07/24/01	21.00	0.030/SHR	700			

TRD DATE	** SECURITIES SOLD **	STL DATE	UNIT COST	SALE PRICE	SHARES/PAR	COST	PROCEEDS	INTEREST	REALIZED GAIN(LOSS)
07/20/01	LUMINENT INC	07/20/01	9.032	3.1703	300	2,709.61	942.05	0.00	(1,767.56)
07/26/01	LUMINENT INC	07/26/01	9.032	3.1803	400	3,612.82	1,260.07	0.00	(2,352.75)
07/24/01	LUMINENT INC	07/27/01	9.032	3.0631	900	8,128.85	2,729.69	0.00	(5,399.16)
07/25/01	LUMINENT INC	07/30/01	9.032	2.5002	1,400	12,644.87	3,458.16	0.00	(9,186.71)
07/26/01	LUMINENT INC	07/31/01	9.032	2.37	1,400	12,644.87	3,289.88	0.00	(9,354.99)
07/26/01	LUMINENT INC	07/31/01	9.032	2.28	200	1,806.41	449.98	0.00	(1,356.43)
07/30/01	LUMINENT INC	08/02/01	9.032	2.9334	1,600	14,451.27	4,661.28	0.00	(9,789.99)
09/10/01	MATRIXONE INC	09/13/01	30.5133	9.6219	100	3,051.33	959.15	0.00	(2,092.18)
09/24/01	MATRIXONE INC	09/27/01	30.5132	6.6014	500	15,256.63	3,285.58	0.00	(11,971.05)

TRD DATE	** SECURITIES SOLD **	UNIT COST	COST	PROCEEDS	REALIZED GAIN(LOSS)
09/26/01	MATRIXONE INC	30,5132	12,205.30	2,672.25	(19,533.15)
	SELL B TRADE SERVICES LLC	6,7106		0.00	
	12.00 COMM 0.030/SHR	400			
01/01/01	MATRIXONE INC	30,5132	6,102.65	958.86	(5,143.79)
	SELL INVESTMENT TECHNOLOGY GROUP IN	4,0145		0.00	
	10/04/01 57685P304	200			
	4.00 COMM 0.020/SHR				
10/01/01	MATRIXONE INC	30,5132	21,359.26	3,428.34	(17,930.94)
	SELL B TRADE SERVICES LLC	4,9178		0.00	
	10/04/01 57685P304	700			
	14.00 COMM 0.020/SHR				
10/02/01	MATRIXONE INC	30,5132	9,153.96	1,569.42	(7,584.56)
	SELL INVESTMENT TECHNOLOGY GROUP IN	5,2516		0.00	
	10/05/01 57685P304	300			
	0.06 FEE				
10/02/01	MATRIXONE INC	30,5132	27,461.93	4,667.60	(22,794.33)
	SELL B TRADE SERVICES LLC	5,2164		0.00	
	10/05/01 57685P304	900			
	27.00 COMM 0.030/SHR				
10/03/01	MATRIXONE INC	30,5132	33,564.58	7,055.93	(26,508.65)
	SELL B TRADE SERVICES LLC	6,4447		0.00	
	10/09/01 57685P304	1,100			
	33.00 COMM 0.030/SHR				
10/04/01	MATRIXONE INC	30,5132	15,256.63	2,384.92	(12,871.71)
	SELL JONES & ASSOCIATES,	4.00		0.00	
	10/10/01 57685P304	500			
	15.00 COMM 0.030/SHR				
10/04/01	MATRIXONE INC	30,5132	9,153.96	1,442.83	(7,711.15)
	SELL B TRADE SERVICES LLC	4,0296		0.00	
	10/10/01 57685P304	300			
	6.00 COMM 0.020/SHR				
07/24/01	MGM GRAND INC COM	22,0206	22,020.63	26,301.65	5,401.22
	SELL SOUTHWEST CAPITAL LLC	28,3528		0.00	
	07/27/01 552953101	1,000			
	50.00 COMM 0.050/SHR				

TRD DATE	** SECURITIES SOLD **	UNIT COST	SALE PRICE	SHARES/PAR	PROCEEDS	REALIZED GAIN(LOSS)
07/26/01	MGM GRAND INC COM	22.8206	30.1537	58,795 07	51,208 58	12,413.51
	SELL ABEL MOSER CORP.		1,700		0.00	
07/31/01	552953101					
10/03/01	MGM GRAND INC COM	22.8206	23.7027	11,410 31	11,825.95	415 64
	SELL STANDARD & POORS SECURITIES IN		500		0.00	
10/10/01	552953101					
10/04/01	MGM GRAND INC COM	22.8206	22.7792	9,128 25	9,103 37	(124.88)
	SELL EXECUTION SERVICES INC		400		0.00	
10/10/01	552953101					
10/04/01	MGM GRAND INC COM	22.8206	22.55	13,692 38	13,499.54	(192 84)
	SELL BEAR STEARNS & COMPANY		600		0.00	
10/04/01	MGM GRAND INC COM	22.8206	22.8206	13,692.38	13,694.24	1.86
	SELL INSTINET		600		0.00	
10/10/01	552953101					
10/05/01	MGM GRAND INC COM	22.8206	23.7387	11,410.32	11,853.95	443 63
	SELL ABEL MOSER CORP.		500		0.00	
10/11/01	552953101					
10/09/01	MGM GRAND INC COM	22.8206	22.1836	11,410 31	11,066.43	(343.88)
	SELL STANDARD & POORS SECURITIES IN		500		0.00	
10/12/01	552953101					
03/22/01	NETIQ CORP	92.8677	16.4754	139,301 55	24,667 27	(114,634 28)
	SELL B TRADE SERVICES LLC		1,500		0.00	
03/27/01	6411SP102					
03/23/01	NETIQ CORP	92.8677	19.5981	46,433 85	9,778 72	(36,655 13)
	SELL INSTINET		500		0.00	
03/28/01	6411SP102					

TRD DATE	** SECURITIES SOLD **	UNIT COST	SALE PRICE	COST	PROCEEDS	REALIZED GAIN(LOSS)
09/04/01	NOVOSTE CORP COM	22.8921	11.0528	22,892.16	11,022.43	(11,869.73)
09/07/01	B TRADE SERVICES LLC		1,000		0.00	
09/05/01	NOVOSTE CORP COM	22.8921	9.6096	9,156.87	1	(5,325.16)
09/10/01	B TRADE SERVICES LLC		400			
09/05/01	NOVOSTE CORP COM	22.8921	9.825	4,578.43	1,964.93	(2,613.50)
09/10/01	CS FIRST BOSTON CORP.		200		0.00	
09/05/01	NOVOSTE CORP COM	22.8921	9.55	20,602.94	8,594.71	(12,008.23)
09/10/01	JEFFERIES & COMPANY		900		0.00	
09/05/01	NOVOSTE CORP COM	22.8921	9.975	6,867.65	2,989.40	(3,878.25)
09/10/01	INSTINET		300		0.00	
09/06/01	NOVOSTE CORP COM	22.8921	8.8298	18,313.72	7,039.60	(11,274.12)
09/11/01	B TRADE SERVICES LLC		800		0.00	
09/07/01	NOVOSTE CORP COM	22.8921	8.9381	11,446.07	4,453.90	(6,992.17)
09/12/01	B TRADE SERVICES LLC		500		0.00	
09/10/01	NOVOSTE CORP COM	22.8921	8.3107	6,867.64	2,484.12	(4,383.52)
09/13/01	B TRADE SERVICES LLC		300		0.00	
08/01/01	OAKLEY INC COM	13.5725	18.0453	16,287.04	21,593.63	5,306.59
08/06/01	MERRILL LYNCH PIERCE FENNER & SMITH		1,200		0.00	

TRD DATE	** SECURITIES SOLD **	STL DATE	UNIT COST	SALE PRICE	SHARES/PAR	COST	PROCEEDS	INTEREST	REALIZED GAIN(LOSS)
10/25/01	OAKLEY INC COM	10/30/01	13.5725	11.3285	1,300	17,644.29	14,700.55	0.00	(2,943.74)
10/26/01	OAKLEY INC COM	10/31/01	13.5725	11.398	600	8,143.52	6,820.57	0.00	(1,322.95)
10/26/01	OAKLEY INC COM	10/31/01	13.5725	11.50	400	5,429.01	4,579.84	0.00	(849.17)
10/30/01	OAKLEY INC COM	11/02/01	13.5725	10.50	300	4,071.76	3,140.89	0.00	(930.87)
11/01/01	OAKLEY INC COM	11/06/01	13.5725	10.7115	800	10,858.02	8,528.91	0.00	(2,329.11)
11/02/01	OAKLEY INC COM	11/07/01	13.5725	10.5375	500	6,786.26	5,243.57	0.00	(1,542.69)
11/05/01	OAKLEY INC COM	11/08/01	13.5725	10.4603	400	5,429.01	4,171.98	0.00	(1,257.03)
11/06/01	OAKLEY INC COM	11/09/01	13.5725	11.00	300	4,071.76	3,290.89	0.00	(780.87)
11/28/01	OAKLEY INC COM	12/03/01	13.5725	13.4018	100	1,357.25	1,337.13	0.00	(20.12)

TRD DATE * * SECURITIES SOLD * *

TRD DATE	SYMBOL	UNIT COST	SALE PRICE	COST	PROCEEDS	REALIZED GAIN(LOSS)	STL DATE
11/29/01	OAKLEY INC COM	13.5725	13.0577	5,429.01	5,210.90	(218.11)	
	SELL MEEDEN & COMPANY		400				
12/04/01	673662102						
11/29/01	OAKLEY INC COM	13.5725	13.00	6,786.27	6,484.78	(301.49)	
	SELL CANTOR FITZGERALD & CO, INC.		500				
12/04/01	673662102						
12/06/01	OAKLEY INC COM	13.5725	14.011	4,071.76	4,188.15	116.39	
	SELL SOUTHWEST SECURITIES INC		300				
12/11/01	673662102						
12/07/01	OAKLEY INC COM	13.5725	13.941	2,714.51	2,778.10	63.59	
	SELL SOUTHWEST SECURITIES INC		200				
12/12/01	673662102						
12/10/01	OAKLEY INC COM	13.5725	13.4006	6,786.26	6,675.07	(111.19)	
	SELL MEDBUSH MORGAN SECURITIES INC		500				
12/13/01	673662102						
12/11/01	OAKLEY INC COM	13.5725	14.00	5,429.01	5,579.81	150.80	
	SELL MERRILL LYNCH PIERCE FENNER &		400				
12/14/01	673662102						
12/12/01	OAKLEY INC COM	13.5725	15.3511	10,058.03	12,256.47	1,398.44	
	SELL VAN KASPER & CO.		800				
12/17/01	673662102						
12/12/01	OAKLEY INC COM	13.5725	15.50	6,786.26	7,734.74	948.48	
	SELL INSTINET		500				
12/17/01	673662102						
12/12/01	OAKLEY INC COM	13.5725	15.9089	13,572.53	15,858.36	2,285.83	
	SELL PRUDENTIAL BACHE SECURITIES		1,000				

TRD DATE	** SECURITIES SOLD **	UNIT COST	SALE PRICE	SHARES/PAR	PROCEEDS	INTEREST	REALIZED GAIN(LOSS)
12/12/01	OAKLEY INC COM	13 5725	16 4991	500	8,234 27	0.00	1,448.00
12/17/01	STANDARD & POORS SECURITIES IN	16 4991		500		0.00	
09/18/01	PRICELINE.COM INC	9 6062	2,2261	5,400	11,912.53	0.00	(139,961.05)
09/21/01	B TRADE SERVICES LLC					0.00	
09/24/01	CANTOR FITZGERALD & CO. INC.	9 6062	2.00	900	1,772.96	0 00	(6,672.65)
09/19/01	PRICELINE.COM INC	9 6062	1 9512	1,000	1,931 13	0.00	(7,675 091)
09/24/01	B TRADE SERVICES LLC					0.00	
09/20/01	PRICELINE.COM INC	9 6062	2,2378	2,100	4,657.22	0 00	(15,515.04)
09/25/01	B TRADE SERVICES LLC					0 00	
11/06/01	QUEST DIAGNOSTICS INC COM	27 0251	66 7598	300	20,012 27	0.00	11,664.72
11/09/01	74634L100					0.00	
STANDARD & POORS SECURITIES IN						0.00	
15.00 COMM 0 050/SHR							
0.67 FEE							
11/07/01	QUEST DIAGNOSTICS INC COM	27 0251	66 533	600	39,900 46	0.00	23,205 37
11/13/01	74634L100					0.00	
ABEL MOSER CORP.						0.00	
18.00 COMM 0 030/SHR							
1.34 FEE							
04/24/01	SCIENTIFIC ATLANTA INC 1 COM & 1	24 3718	55 3147	1,000	55,282 05	0.00	30,911.03
04/27/01	TAKEOVER RT EXP. 05-04-97					0.00	
808655104							
SELL							
30.00 COMM 0 030/SHR							
1 85 FEE							
05/01/01	SCIENTIFIC ATLANTA INC 1 COM & 1	24 3718	57 95	500	28,949 03	0 00	16,763 12
05/04/01	TAKEOVER RT EXP: 05-04-97					0 00	
808655104							
SELL							
25.00 COMM 0 050/SHR							
0 97 FEE							

TRD DATE	* * SECURITIES SOLD * *	STL DATE	(UNIT COST	COST	PROCEEDS	REALIZED GAIN/(LOSS)
05/07/01	SCIENTIFIC ATLANTA INC 1 COM & 1 ABEL MOSER CORP. 05/07/01 TAKEOVER RT EXP: 05-04-97 808655104 24.00 COMM 0.030/SHR		24.3718 59.6864 800	19,497.46	47,723.52	28,226.06
06/12/01	SCIENTIFIC ATLANTA INC 1 COM & 1 06/12/01 TAKEOVER RT EXP: 05-04-97 808655104 STANDARD & POORS SECURITIES IN 25.00 COMM 0.050/SHR		24.3718 50.0232 500	12,185.91	24,985.76	12,799.85
06/13/01	SCIENTIFIC ATLANTA INC 1 COM & 1 06/13/01 TAKEOVER RT EXP: 05-04-97 808655104 EXECUTION SERVICES INC. 10.00 COMM 0.020/SHR		24.3718 47.8002 500	12,185.91	23,093.30	11,707.39
06/13/01	SCIENTIFIC ATLANTA INC 1 COM & 1 06/13/01 TAKEOVER RT EXP: 05-04-97 808655104 ABEL MOSER CORP. 15.00 COMM 0.030/SHR		24.3718 43.7889 500	12,185.91	21,078.72	9,692.81
06/13/01	SCIENTIFIC ATLANTA INC 1 COM & 1 06/13/01 TAKEOVER RT EXP: 05-04-97 808655104 PRUDENTIAL BACHE SECURITIES 20.00 COMM 0.050/SHR		24.3718 42.4037 400	9,748.73	16,940.91	7,192.18
06/14/01	SCIENTIFIC ATLANTA INC 1 COM & 1 06/14/01 TAKEOVER RT EXP: 05-04-97 808655104 WILLIAMS CAPITAL LLC 35.00 COMM 0.050/SHR		24.3718 40.456 700	17,060.28	28,283.25	11,222.97
04/09/01	SEMTECH CORP COM 04/12/01 81650101 SELL B TRADE SERVICES LLC 9.00 COMM 0.030/SHR		18.2054 24.3241 300	5,461.64	7,287.98	1,826.34
04/10/01	SEMTECH CORP COM 04/16/01 81650101 SELL B TRADE SERVICES LLC 9.00 COMM 0.030/SHR		18.2054 24.0202 300	5,461.64	7,196.81	1,735.17

TRD DATE	** SECURITIES SOLD **	UNIT COST	COST	PROCEEDS	REALIZED GAIN/(LOSS)
04/19/01	SENTECH CORP COM	18,2054	5,461.64	9,503.68	4,042.04
	BEAR STEERNS & COMPANY	31.68		0.00	
	04/24/01	18,2054	9,102.74	7	6,746.73
	BEAR STEERNS & COMPANY	31.70		500	
04/24/01	SENTECH CORP COM	18,2054	1,820.55	2,909.17	1,088.62
	INSTINET	29.1227		0.00	
04/25/01	SENTECH CORP COM	18,2054	10,923.29	16,717.66	5,794.37
	B TRADE SERVICES LLC	27.8957		0.00	
04/27/01	SENTECH CORP COM	18,2054	5,461.64	8,394.91	2,933.27
	B TRADE SERVICES LLC	28.014		0.00	
05/02/01	SENTECH CORP COM	18,2054	18,205.48	28,981.23	10,775.75
	B TRADE SERVICES LLC	29.0122		0.00	
04/30/01	SENTECH CORP COM	18,2054	7,282.19	11,193.82	3,911.63
	B TRADE SERVICES LLC	28.0155		0.00	
05/01/01	SENTECH CORP COM	18,2054	14,564.39	23,965.68	9,401.29
	B TRADE SERVICES LLC	29.9881		0.00	
05/11/01	SENTECH CORP COM	18,2054	7,282.19	11,917.60	4,635.41
	B TRADE SERVICES LLC	29.795		0.00	
05/16/01	SENTECH CORP COM	18,2054			
	TROSTER SINGER STEVENS ROTCHKI	400			

TRD DATE	** SECURITIES SOLD **	STL DATE	UNIT COST	COST	PROCEEDS	INTEREST	REALIZED GAIN(LOSS)
05/14/01	SEMTech CORP COM		18 2054	5,461.64	8,581.24	0.00	3,119.60
05/17/01	B TRADE SERVICES LLC		28.6551				
	9.00 COMM 0.030/SHR		300				
05/15/01	SEMTech CORP COM		18 2055	3,641.10	5,790.02	0.00	2,148.92
05/18/01	B TRADE SERVICES LLC		28.9811				
	6.00 COMM 0.030/SHR		200				
05/16/01	SEMTech CORP COM		18 2054	12,743.04	19,968.30	0.00	7,224.46
05/21/01	B TRADE SERVICES LLC		28.5571				
	21.00 COMM 0.030/SHR		700				
05/16/01	SEMTech CORP COM		18 2055	3,641.10	5,759.80	0.00	2,118.70
05/21/01	B TRADE SERVICES LLC		28.80				
	0.20 FEE		200				
05/17/01	SEMTech CORP COM		18 2055	3,641.10	6,133.79	0.00	2,492.69
05/22/01	B TRADE SERVICES LLC		30.69				
	4.00 COMM 0.020/SHR		200				
05/24/01	SEMTech CORP COM		18 2054	16,384.93	23,572.82	0.00	7,187.89
05/30/01	INSTINET		26.2229				
	27.00 COMM 0.030/SHR		900				
05/24/01	SEMTech CORP COM		18 2054	9,102.74	12,389.18	0.00	3,286.44
05/30/01	B TRADE SERVICES LLC		24.8092				
	15.00 COMM 0.030/SHR		500				
05/24/01	SEMTech CORP COM		18 2054	5,461.64	7,613.05	0.00	2,151.41
05/30/01	CANTOR FITZGERALD & CO INC.		25.4077				
	9.00 COMM 0.030/SHR		300				
05/24/01	SEMTech CORP COM		18 2054	38,231.51	55,527.60	0.00	17,296.09
05/30/01	B TRADE SERVICES LLC		26.4726				
	63.00 COMM 0.030/SHR		2,100				

TRD DATE	* * SECURITIES SOLD * *	UNIT COST	SALE PRICE	SHARES/PAR	PROCEEDS	INTEREST	REALIZED GAIN(LOSS)
05/24/01	SENTECH CORP COM	18,2054	25,677	500	12,838.07	0.00	3,735.33
05/30/01	WEEDEN & COMPANY						
05/24/01	SENTECH CORP COM	18,2054	25.30	1,000	25,299.15	0.00	7,093.67
05/30/01	MONTGOMERY SECURITIES						
05/25/01	SENTECH CORP COM	18,2054	27,9951	500	13,962.08	0.00	4,879.34
05/31/01	INSTINET						
08/01/01	SHAM GROUP INC COM	43,155	32,2029	600	19,303.09	0.00	(6,589.92)
08/06/01	SHAM GROUP INC COM	43,155					
08/06/01	ABEL MOSER CORP						
08/01/01	SHAM GROUP INC COM	43,155	31,9803	1,000	31,949.23	0.00	(11,205.79)
08/06/01	WEEDEN & COMPANY						
08/16/01	SHAM GROUP INC COM	43,155	25,5711	700	17,885.17	0.00	(12,323.35)
08/21/01	SHAM GROUP INC COM	43,155					
08/16/01	SHAM GROUP INC COM	43,155	25,0771	700	17,532.38	0.00	(12,676.13)
08/21/01	SHAM GROUP INC COM	43,155					
08/16/01	SHAM GROUP INC COM	43,155	24,6893	500	12,329.23	0.00	(9,248.28)
08/21/01	SHAM GROUP INC COM	43,155					
08/16/01	SHAM GROUP INC COM	43,155	24,7165	700	17,265.97	0.00	(12,942.55)
08/21/01	STANDARD & POORS SECURITIES IN						

THE MCCUNE CHARITABLE FOUNDATION -
 FULLER & THAYER

10591203
 DECEMBER 31, 2000
 THROUGH DECEMBER 31, 2001
 PAGE 90

Marshall L. and
 December 31 2001
 D. McCune Charitable Foundation Inc
 EIN 85-0429439
 Statement 23
 Page 84 of 240

TRD DATE	** SECURITIES SOLD **	STL DATE	UNIT COST	SALE PRICE	SHARES/PAR	COST	PROCEEDS	INTEREST	REALIZED GAIN(LOSS)
08/20/01	SPECTRIAN CORP COM	08/23/01 047608106	20.1505	16.00	1,100	22,165.57	17,599.41	0.00	(4,566.16)
	SELL	CANTOR FITZGERALD & CO. INC.							
11/02/01	SPECTRIAN CORP COM	11/13/01 047608106	20.1505	8.00	500	10,075.26	3,999.86	0.00	(6,075.40)
	SELL	NEEDHAM & CO.							
11/05/01	SPECTRIAN CORP COM	11/08/01 047608106	20.1505	8.52	600	12,090.31	5,105.82	0.00	(6,984.49)
	SELL	INSTINET							
05/08/01	SYBASE INC	05/11/01 87130100	10.8595	16.3528	400	4,343.83	6,528.90	0.00	2,185.07
	SELL	B TRADE SERVICES LLC							
05/11/01	SYBASE INC	05/16/01 87130100	10.8595	16.60	600	6,515.75	9,947.66	0.00	3,431.91
	SELL	INVESTMENT TECHNOLOGY GROUP IN							
05/16/01	SYBASE INC	05/17/01 87130100	10.8595	16.1348	600	6,515.75	9,662.55	0.00	3,146.80
	SELL	B TRADE SERVICES LLC							
05/15/01	SYBASE INC	05/18/01 87130100	10.8595	16.0866	700	7,601.70	11,260.24	0.00	3,658.54
	SELL	PRUDENTIAL BACHE SECURITIES							
05/21/01	SYBASE INC	05/21/01 87130100	10.8595	15.995	900	9,773.62	14,377.02	0.00	4,603.40
	SELL	INVESTMENT TECHNOLOGY GROUP IN							

TRD DATE	* SECURITIES SOLD *	UNIT COST	SALE PRICE	COST	PROCEEDS	REALIZED GAIN(LOSS)
05/16/01	SYBASE INC	10.8595	15.9673	9,773.62	14,343.09	4,569.47
05/21/01	B TRADE SERVICES LLC		15.9673		0.00	
	27.00 COMM 0.030/SHR		900			
05/17/01	SYBASE INC	10.8595	16.545	5,429.79	0,262.22	2,832.43
05/22/01	INVESTMENT TECHNOLOGY GROUP IN		16.545		0.00	
	10.00 COMM 0.020/SHR		500			
07/19/01	SYBASE INC	10.8595	15.60	5,429.79	7,779.74	2,344.95
07/24/01	MERRILL LYNCH PIERCE FENNER &		15.60		0.00	
	25.00 COMM 0.050/SHR		500			
08/07/01	SYBASE INC	10.8595	15.4745	5,429.79	7,724.49	2,294.70
08/07/01	PRUDENTIAL BACHE SECURITIES		15.4745		0.00	
	12.50 COMM 0.025/SHR		500			
07/20/01	SYBASE INC	10.8595	15.2664	5,429.79	7,617.94	2,188.15
07/25/01	ABEL NOSER CORP.		15.2664		0.00	
	15.00 COMM 0.030/SHR		500			
07/23/01	SYBASE INC	10.8595	15.4726	4,343.83	6,168.83	1,825.00
07/26/01	STANDARD & POORS SECURITIES IN		15.4726		0.00	
	20.00 COMM 0.050/SHR		400			
07/24/01	SYBASE INC	10.8595	15.0394	3,257.87	4,996.66	1,738.79
07/27/01	STANDARD & POORS SECURITIES IN		15.0394		0.00	
	15.00 COMM 0.050/SHR		300			
07/30/01	SYBASE INC	10.8595	14.7549	5,429.79	7,362.20	1,932.41
08/02/01	ABEL NOSER CORP.		14.7549		0.00	
	15.00 COMM 0.030/SHR		500			
07/30/01	SYBASE INC	10.8595	14.7202	20,633.19	27,872.44	7,239.25
08/02/01	STANDARD & POORS SECURITIES IN		14.7202		0.00	
	95.00 COMM 0.050/SHR		1,900			

THE MCCUNE CHARITABLE FOUNDATION -
 FULLER & THAYER

PAGE 92
 10591203
 DECEMBER 31, 2000
 THROUGH
 DECEMBER 31, 2001

Statement 23
 Page 86 of 240

EIN 85-0429439

Marshall L. and
 December 31 2001
 D. McCune Charitable Foundation Inc

TRD DATE	* * SECURITIES SOLD * *	UNIT COST	SALE PRICE	SHARES/PAR	COST	PROCEEDS	REALIZED GAIN(LOSS)
08/01/01	SYBASE INC	10.8595	14.98	200	2,171.91	2,991.90	819.99
08/06/01	INVESTMENT TECHNOLOGY GROUP IN	10.8595	14.95	5	5,429.79	0.00	2,019.96
08/06/01	MONTGOMERY SECURITIES	10.8595	14.95	500	5,429.79	0.00	2,019.96
08/01/01	SYBASE INC	10.8595	14.9648	900	9,773.62	13,440.87	3,667.25
08/06/01	ABEL MOSER CORP.	10.8595	14.8633	500	5,429.79	7,421.40	1,991.61
08/07/01	INVESTMENT TECHNOLOGY GROUP IN	10.8595	14.8633	500	5,429.79	7,421.40	1,991.61
08/02/01	SYBASE INC	10.8595	14.8383	1,400	15,203.40	20,730.92	5,527.52
08/07/01	MEEDEN & COMPANY	10.8595	14.8383	1,400	15,203.40	20,730.92	5,527.52
08/02/01	SYBASE INC	10.8595	14.8032	900	9,773.61	13,295.43	3,521.82
08/07/01	RAGEN MACKENZIE INC.	10.8595	14.8032	900	9,773.61	13,295.43	3,521.82
07/06/01	TEKELEC COM	31.8705	17.7356	900	28,683.52	15,934.50	(12,749.02)
07/11/01	B TRADE SERVICES LLC	31.8705	17.7356	900	28,683.52	15,934.50	(12,749.02)
07/06/01	TEKELEC COM	31.8705	17.9568	1,000	31,870.58	17,926.20	(13,944.38)
07/11/01	JONES & ASSOCIATES	31.8705	17.9568	1,000	31,870.58	17,926.20	(13,944.38)
07/06/01	TEKELEC COM	31.8705	18.0514	900	28,683.53	16,245.71	(12,437.82)
07/11/01	MEEDEN & COMPANY	31.8705	18.0514	900	28,683.53	16,245.71	(12,437.82)

TRD DATE	** SECURITIES SOLD **	UNIT COST	SALE PRICE	SHARES/PAR	PROCEEDS	INTEREST	REALIZED GAIN(LOSS)	STL DATE
07/06/01	TEKELEC COM	31.8706	17.9223	900	16,102.53	0.00	(12,581.01)	07/11/01 879101103
07/11/01	CANTOR FITZGERALD & CO. INC.	27.00	0.050	540	0.00	0.00	0.00	07/12/01 879101103
07/09/01	TEKELEC COM	31.8705	16.9729	400	7,576.90	0.00	(5,171.32)	05/14/01 872941109
05/14/01	TPP WORLDWIDE INC COM	41.0199	50.1854	600	30,092.23	0.00	5,460.29	07/25/01 872941109
07/25/01	TPP WORLDWIDE INC COM	41.0199	50.3424	200	10,062.14	0.00	1,858.16	08/22/01 872941109
07/20/01	TPP WORLDWIDE INC COM	41.0199	50.3424	200	10,062.14	0.00	1,858.16	08/24/01 872941109
08/24/01	TPP WORLDWIDE INC COM	41.0199	46.1663	1,800	63,042.57	0.00	9,206.76	08/29/01 872941109
08/29/01	B TRADE SERVICES LLC	46.1663	49.9252	1,200	59,872.24	0.00	10,648.37	08/29/01 872941109
08/24/01	TPP WORLDWIDE INC COM	41.0199	41.0199	200	8,203.98	0.00	945.71	08/24/01 872941109
08/29/01	TPP WORLDWIDE INC COM	41.0199	45.75	200	9,149.69	0.00	945.71	08/29/01 872941109
12/21/01	TPP WORLDWIDE INC COM	48.9194	67.2556	200	13,440.67	0.00	3,656.79	12/21/01 872941109
12/27/01	TPP WORLDWIDE INC COM	48.9194	67.2556	200	13,440.67	0.00	3,656.79	12/27/01 872941109
12/26/01	TPP WORLDWIDE INC COM	48.9194	69.1383	200	13,817.19	0.00	4,033.31	12/26/01 872941109

TRD DATE	** SECURITIES SOLD **	STL DATE	UNIT COST	COST	PROCEEDS	REALIZED GAIN(LOSS)
04/03/01	TRIQUINT SEMICONDUCTOR INC	04/06/01 89674K103	53.9764	10,795.29	2,491.91	(18,303.38)
	SELL	INSTINET	12.49		0.00	
	6.00 COM	0.030/SHR	200			
04/19/01	TRIQUINT SEMICONDUCTOR INC	04/24/01 89674K103	53.9764	91,759.92	40,671.51	(51,088.61)
	SELL	B TRADE SERVICES LLC	23.9551		0.00	
	51.00 COM	0.030/SHR	1,700			
04/23/01	TRIQUINT SEMICONDUCTOR INC	04/26/01 89674K103	53.9764	21,590.57	9,470.64	(12,119.93)
	SELL	B TRADE SERVICES LLC	23.7074		0.00	
	12.00 COM	0.030/SHR	400			
04/24/01	TRIQUINT SEMICONDUCTOR INC	04/27/01 89674K103	53.9764	37,783.50	17,503.12	(20,280.38)
	SELL	B TRADE SERVICES LLC	25.0353		0.00	
	21.00 COM	0.030/SHR	700			
04/25/01	TRIQUINT SEMICONDUCTOR INC	04/30/01 89674K103	53.9764	86,362.28	38,701.58	(47,660.70)
	SELL	B TRADE SERVICES LLC	24.2193		0.00	
	48.00 COM	0.030/SHR	1,600			
05/11/01	VARIAN INC	05/16/01 COM	20.462	10,231.00	15,456.83	5,225.83
	SELL	922206107	30.9447		0.00	
	B TRADE SERVICES LLC		500			
	15.00 COM	0.030/SHR				
05/14/01	VARIAN INC	05/17/01 COM	20.462	14,323.41	21,573.28	7,249.87
	SELL	922206107	30.85		0.00	
	JONES & ASSOCIATES.		700			
	21.00 COM	0.030/SHR				
07/25/01	VARIAN INC	07/30/01 COM	20.462	4,092.40	5,529.81	1,437.41
	SELL	922206107	27.65		0.00	
	MEEDEN & COMPANY		200			
	0.19 FEE					
07/26/01	VARIAN INC	07/31/01 COM	20.462	8,184.80	11,083.15	2,898.35
	SELL	922206107	27.7288		0.00	
	INVESTMENT TECHNOLOGY GROUP IN		400			
	8.00 COM	0.020/SHR				
	0.37 FEE					

TRD DATE	** SECURITIES SOLD **	STL DATE	UNIT COST	SALE PRICE	COST	PROCEEDS	REALIZED GAIN/(LOSS)
07/26/01	VARIAN INC	07/31/01	20,462	28,7703	10,231.00	14,369.67	4,138.67
	SELL						
	922206107						
	B TRADE SERVICES LLC						
	15.00 COMM 0.030/SHR						
07/27/01	VARIAN INC	08/01/01	20,462	29,3476	10,231.00	14,658.31	4,427.31
	SELL						
	922206107						
	B TRADE SERVICES LLC						
	15.00 COMM 0.030/SHR						
08/01/01	VARIAN INC	08/01/01	20,462	29,1904	4,092.40	5,835.48	1,743.08
	SELL						
	922206107						
	INVESTMENT TECHNOLOGY GROUP IN						
	4.00 COMM 0.020/SHR						
07/30/01	VARIAN INC	08/02/01	20,462	29,403	6,138.60	8,811.60	2,673.00
	SELL						
	922206107						
	B TRADE SERVICES LLC						
	9.00 COMM 0.030/SHR						
08/01/01	VARIAN INC	08/06/01	20,462	29,4924	4,092.40	5,892.28	1,799.88
	SELL						
	922206107						
	B TRADE SERVICES LLC						
	6.00 COMM 0.030/SHR						
08/01/01	VARIAN INC	08/06/01	20,462	29.00	2,046.20	2,899.90	853.70
	SELL						
	922206107						
	THOMAS WEISEL PARTNERS, LLC						
	0.10 FEE						
08/22/01	VARIAN INC	08/27/01	20,462	27.305	20,462.01	27,274.08	6,812.07
	SELL						
	922206107						
	CANTOR FITZGERALD & CO. INC						
	30.00 COMM 0.030/SHR						
08/22/01	VARIAN INC	08/27/01	20,462	27.8347	4,092.40	5,560.75	1,468.35
	SELL						
	922206107						
	B TRADE SERVICES LLC						
	6.00 COMM 0.030/SHR						



FD410
DETAIL STATEMENT OF
SALE TRANSACTIONS

THE MCCUNE CHARITABLE FOUNDATION -
FULLER & TRAYER

PAGE 96
10591203
DECEMBER 31,2000
THROUGH DECEMBER 31,2001

TRD DATE ** SECURITIES SOLD **
STL DATE
UNIT COST
SALE PRICE
SHARES/PAR
COST
PROCEEDS
INTEREST
REALIZED GAIN(LOSS)

TRD DATE	STL DATE	UNIT COST	SALE PRICE	SHARES/PAR	COST	PROCEEDS	INTEREST	REALIZED GAIN(LOSS)
08/24/01 VARIAN INC	06/29/01 COM	20.462	27.75	200	4,092.40	5,549.81	0.00	1,457.41
08/31/01 VARIAN INC	09/06/01 COM	20.462	29.70	200	4,092.40	5,939.60	0.00	1,847.40
10/01/01 VARIAN INC	10/04/01 COM	20.462	23.0815	300	6,138.60	6,915.21	0.00	776.61
10/02/01 VARIAN INC	10/05/01 COM	20.462	23.1023	300	6,138.60	6,921.45	0.00	782.85
10/02/01 VARIAN INC	10/05/01 COM	20.462	22.975	100	2,046.20	2,296.42	0.00	250.22
10/03/01 VARIAN INC	10/09/01 COM	20.462	23.8669	400	8,184.81	9,534.44	0.00	1,349.63
10/04/01 VARIAN INC	10/10/01 COM	20.462	24.2224	300	6,138.60	7,257.47	0.00	1,118.87
10/15/01 VARIAN INC	10/18/01 COM	20.462	27.00	200	4,092.40	5,139.82	0.00	1,307.82

0.18 FEE

0.25 FEE

0.32 FEE

0.08 FEE

0.24 FEE

0.24 FEE

0.20 FEE

0.19 FEE

EIN 85-0429439

Marshall L. and
December 31, 2001
D. McCune Charitable Foundation Inc

Statement 23
Page 90 of 240

TRD DATE	** SECURITIES SOLD **	STL DATE	UNIT COST	SALE PRICE	SHARES/PAR	COST	PROCEEDS	INTEREST	REALIZED GAIN(LOSS)
10/16/01	VARIAN INC	10/19/01	20.462	27.00	500	10,231.01	13,499.55	0.00	3,268.54
	SELL								
	922206107								
	CANTOR FITZGERALD & CO INC								
10/17/01	VARIAN INC	10/22/01	20.462	27.0005	200	4,092.40	5,410.21	0.00	1,317.81
	SELL								
	922206107								
	INSTINET								
10/22/01	VARIAN INC	10/25/01	20.462	27.002	200	4,092.40	5,410.21	0.00	1,317.81
	SELL								
	922206107								
	INSTINET								
10/24/01	VARIAN INC	10/29/01	20.462	27.05	200	4,092.40	5,403.81	0.00	1,311.41
	SELL								
	922206107								
	INSTINET								
10/26/01	VARIAN INC	10/31/01	20.462	25.2668	200	4,092.41	5,047.19	0.00	954.78
	SELL								
	922206107								
	INSTINET								
10/29/01	VARIAN INC	10/29/01	20.462	27.05	200	4,092.40	5,403.81	0.00	1,311.41
	SELL								
	922206107								
	INSTINET								
10/30/01	VARIAN INC	11/02/01	20.462	24.1612	600	12,277.21	14,478.23	0.00	2,201.02
	SELL								
	922206107								
	INSTINET								
05/04/01	VARIAN MED SYS INC	05/09/01	39.0369	65.354	400	15,614.77	26,132.72	0.00	10,517.95
	SELL								
	92220P105								
	EXECUTION SERVICES INC								
05/04/01	VARIAN MED SYS INC	05/09/01	39.0369	65.1268	400	15,614.77	26,029.85	0.00	10,415.08
	SELL								
	92220P105								
	STANDARD & POORS SECURITIES IN								
	20.00 COMM 0.050/SHR								
	0.87 FEE								

TRD DATE * * SECURITIES SOLD * * * * *
STL DATE
UNIT COST
SALE PRICE
SHARES/PAR

TRD DATE	STL DATE	UNIT COST	SALE PRICE	SHARES/PAR	PROCEEDS	INTEREST	REALIZED GAIN(LOSS)
11/14/01 VARIAN MED SYS INC	11/19/01 COM	39.0369	73.0774	500	36,922.46	0.00	17,404.00
SELL	92220P105						
MEEDEN & COMPANY							
15.00 COMH	0.030/SHR						
1.24 FEE							
11/16/01 VARIAN MED SYS INC	11/21/01 COM	39.0369	70.2692	100	7,024.18	0.00	3,120.49
SELL	92220P105						
SUNBELT SECURITIES							
2.50 COMH	0.025/SHR						
0.24 FEE							
11/19/01 VARIAN MED SYS INC	11/23/01 COM	39.0369	70.5954	400	28,227.21	0.00	12,612.44
SELL	92220P105						
SUNBELT SECURITIES							
10.00 COMH	0.025/SHR						
0.95 FEE							
07/19/01 VISX INC DEL	07/24/01 92844S105	19.6105	16.412	400	6,552.58	0.00	(1,291.64)
SELL	ABEL MOSER CORP						
12.00 COMH	0.030/SHR						
0.22 FEE							
07/20/01 VISX INC DEL	07/25/01 92844S105	19.6105	16.152	300	4,836.43	0.00	(1,046.74)
SELL	INSTINET						
9.00 COMH	0.030/SHR						
0.17 FEE							
07/20/01 VISX INC DEL	07/25/01 92844S105	19.6105	16.1206	600	9,654.03	0.00	(2,112.31)
SELL	ABEL MOSER CORP						
18.00 COMH	0.030/SHR						
0.33 FEE							
07/20/01 VISX INC DEL	07/25/01 92844S105	19.6105	16.0354	200	3,200.97	0.00	(721.14)
SELL	MEEDEN & COMPANY						
6.00 COMH	0.030/SHR						
0.11 FEE							
07/23/01 VISX INC DEL	07/26/01 92844S105	19.6105	15.9019	400	6,352.54	0.00	(1,491.69)
SELL	EXECUTION SERVICES INC						
8.00 COMH	0.020/SHR						
0.22 FEE							
07/24/01 VISX INC DEL	07/27/01 92844S105	19.6105	15.33	900	13,751.54	0.00	(3,897.97)
SELL	BEAR STEWART & COMPANY						
45.00 COMH	0.050/SHR						
0.46 FEE							

TRD DATE	** SECURITIES SOLD **	STL DATE	UNIT COST	SALE PRICE	SHARES/PAR	COST	PROCEEDS	REALIZED GAIN(LOSS)
07/24/01	VISX INC DEL		19.6105	15.4586	7,044.22	6,175.23	0.00	(1,668.99)
07/27/01	EXECUTION SERVICES INC.		15.4586	400				
07/25/01	VISX INC DEL		19.6105	15.2756	25,493.72	19,818.61	0.00	(5,675.11)
07/30/01	WEEDEN & COMPANY		15.2756	1,300				
07/31/01	VISX INC DEL		19.6105	15.4595	3,922.11	3,085.79	0.00	(836.32)
03/07/01	MELLS FARGO CASH INVESTMENT		100.00	100.00	273.00	273.00	0.00	
03/07/01	MONEY MARKET SVC CLASS		100.00	273				
03/12/01	MELLS FARGO CASH INVESTMENT		100.00	100.00	66,444.20	66,444.20	0.00	
03/12/01	MONEY MARKET SVC CLASS		100.00	66,444.2000				
03/12/01	MELLS FARGO CASH INVESTMENT		100.00	100.00	11,182.50	11,182.50	0.00	
03/12/01	MONEY MARKET SVC CLASS		100.00	11,182.5000				
03/13/01	MELLS FARGO CASH INVESTMENT		100.00	100.00	43,682.20	43,682.20	0.00	
03/13/01	MONEY MARKET SVC CLASS		100.00	43,682.2000				
03/15/01	MELLS FARGO CASH INVESTMENT		100.00	100.00	2,423.62	2,423.62	0.00	
03/15/01	MONEY MARKET SVC CLASS		100.00	2,423.6200				
03/16/01	MELLS FARGO CASH INVESTMENT		100.00	100.00	5,003.56	5,003.56	0.00	
03/16/01	MONEY MARKET SVC CLASS		100.00	5,003.5600				

TRD DATE	** SECURITIES SOLD **	UNIT COST	SALE PRICE	SHARES/PAR	COST	PROCEEDS	REALIZED GAIN/LOSS
03/26/01	WELLS FARGO CASH INVESTMENT	100.00	100.00	28,714.29	28,714.29	0.00	0.00
	VP450022						
	03/26/01 MONEY MARKET SVC CLASS						
	CASH SWEEP TRADES						
03/26/01	WELLS FARGO CASH INVESTMENT	100.00	100.00	7,582.77	7,582.77	0.00	0.00
	VP450022						
	03/26/01 MONEY MARKET SVC CLASS						
	CASH SWEEP TRADES						
03/29/01	WELLS FARGO CASH INVESTMENT	100.00	100.00	35,157.20	35,157.20	0.00	0.00
	VP450022						
	03/29/01 MONEY MARKET SVC CLASS						
	CASH SWEEP TRADES						
03/30/01	WELLS FARGO CASH INVESTMENT	100.00	100.00	2,288.42	2,288.42	0.00	0.00
	VP450022						
	03/30/01 MONEY MARKET SVC CLASS						
	CASH SWEEP TRADES						
04/04/01	WELLS FARGO CASH INVESTMENT	100.00	100.00	34,090.70	34,090.70	0.00	0.00
	VP450022						
	04/04/01 MONEY MARKET SVC CLASS						
	CASH SWEEP TRADES						
04/10/01	WELLS FARGO CASH INVESTMENT	100.00	100.00	8,325.97	8,325.97	0.00	0.00
	VP450022						
	04/10/01 MONEY MARKET SVC CLASS						
	CASH SWEEP TRADES						
04/11/01	WELLS FARGO CASH INVESTMENT	100.00	100.00	28,811.03	28,811.03	0.00	0.00
	VP450022						
	04/11/01 MONEY MARKET SVC CLASS						
	CASH SWEEP TRADES						
04/12/01	WELLS FARGO CASH INVESTMENT	100.00	100.00	8,000.00	8,000.00	0.00	0.00
	VP450022						
	04/12/01 MONEY MARKET SVC CLASS						
	CASH SWEEP TRADES						
04/17/01	WELLS FARGO CASH INVESTMENT	100.00	100.00	25,320.30	25,320.30	0.00	0.00
	VP450022						
	04/17/01 MONEY MARKET SVC CLASS						
	CASH SWEEP TRADES						

TRD DATE	** SECURITIES SOLD **	UNIT COST	SALE PRICE	SHARES/PAR	INTEREST	REALIZED GAIN(LOSS)
04/18/01	MELLS FARGO CASH INVESTMENT	100.00	100.00	8,487.48	0.00	0.00
	04/18/01 MONEY MARKET SVC CLASS	100.00	100.00	8,487.48	0.00	0.00
	VP4500022					
	SELL					
	CASH SWEEP TRADES					
04/24/01	MELLS FARGO CASH INVESTMENT	100.00	100.00	7,671.13	0.00	0.00
	04/24/01 MONEY MARKET SVC CLASS	100.00	100.00	7,671.13	0.00	0.00
	VP4500022					
	SELL					
	CASH SWEEP TRADES					
04/25/01	MELLS FARGO CASH INVESTMENT	100.00	100.00	21,355.29	0.00	0.00
	04/25/01 MONEY MARKET SVC CLASS	100.00	100.00	21,355.29	0.00	0.00
	VP4500022					
	SELL					
	CASH SWEEP TRADES					
04/26/01	MELLS FARGO CASH INVESTMENT	100.00	100.00	2,640.81	0.00	0.00
	04/26/01 MONEY MARKET SVC CLASS	100.00	100.00	2,640.81	0.00	0.00
	VP4500022					
	SELL					
	CASH SWEEP TRADES					
04/26/01	MELLS FARGO CASH INVESTMENT	100.00	100.00	12,942.65	0.00	0.00
	04/26/01 MONEY MARKET SVC CLASS	100.00	100.00	12,942.65	0.00	0.00
	VP4500022					
	SELL					
	CASH SWEEP TRADES					
04/27/01	MELLS FARGO CASH INVESTMENT	100.00	100.00	8,406.06	0.00	0.00
	04/27/01 MONEY MARKET SVC CLASS	100.00	100.00	8,406.06	0.00	0.00
	VP4500022					
	SELL					
	CASH SWEEP TRADES					
05/01/01	MELLS FARGO CASH INVESTMENT	100.00	100.00	19,920.36	0.00	0.00
	05/01/01 MONEY MARKET SVC CLASS	100.00	100.00	19,920.36	0.00	0.00
	VP4500022					
	SELL					
	CASH SWEEP TRADES					
05/01/01	MELLS FARGO CASH INVESTMENT	100.00	100.00	30,854.58	0.00	0.00
	05/01/01 MONEY MARKET SVC CLASS	100.00	100.00	30,854.58	0.00	0.00
	VP4500022					
	SELL					
	CASH SWEEP TRADES					
05/02/01	MELLS FARGO CASH INVESTMENT	100.00	100.00	15,272.10	0.00	0.00
	05/02/01 MONEY MARKET SVC CLASS	100.00	100.00	15,272.10	0.00	0.00
	VP4500022					
	SELL					
	CASH SWEEP TRADES					

TRD DATE	** SECURITIES SOLD **	STL DATE	UNIT COST	COST	PROCEEDS	REALIZED GAIN(LOSS)
05/03/01	WELLS FARGO CASH INVESTMENT		100.00	31,935.39	31,935.39	0.00
	VP4500022		100.00			
	05/03/01 MONEY MARKET SVC CLASS					
	SELL					
	CASH SWEEP TRADES					
05/08/01	WELLS FARGO CASH INVESTMENT		100.00	15,705.30	15,705.30	0.00
	VP4500022		100.00			
	05/08/01 MONEY MARKET SVC CLASS					
	SELL					
	CASH SWEEP TRADES					
05/10/01	WELLS FARGO CASH INVESTMENT		100.00	26,058.75	26,058.75	0.00
	VP4500022		100.00			
	05/10/01 MONEY MARKET SVC CLASS					
	SELL					
	CASH SWEEP TRADES					
05/11/01	WELLS FARGO CASH INVESTMENT		100.00	39,281.01	39,281.01	0.00
	VP4500022		100.00			
	05/11/01 MONEY MARKET SVC CLASS					
	SELL					
	CASH SWEEP TRADES					
05/14/01	WELLS FARGO CASH INVESTMENT		100.00	9,775.02	9,775.02	0.00
	VP4500022		100.00			
	05/14/01 MONEY MARKET SVC CLASS					
	SELL					
	CASH SWEEP TRADES					
05/18/01	WELLS FARGO CASH INVESTMENT		100.00	23,765.82	23,765.82	0.00
	VP4500022		100.00			
	05/18/01 MONEY MARKET SVC CLASS					
	SELL					
	CASH SWEEP TRADES					
05/21/01	WELLS FARGO CASH INVESTMENT		100.00	7,933.90	7,933.90	0.00
	VP4500022		100.00			
	05/21/01 MONEY MARKET SVC CLASS					
	SELL					
	CASH SWEEP TRADES					
05/25/01	WELLS FARGO CASH INVESTMENT		100.00	1,104.02	1,104.02	0.00
	VP4500022		100.00			
	05/25/01 MONEY MARKET SVC CLASS					
	SELL					
	CASH SWEEP TRADES					
05/29/01	WELLS FARGO CASH INVESTMENT		100.00	9,183.54	9,183.54	0.00
	VP4500022		100.00			
	05/29/01 MONEY MARKET SVC CLASS					
	SELL					
	CASH SWEEP TRADES					

TRD DATE	* * SECURITIES SOLD * *	UNIT COST	SALE PRICE	SHARES/PAR	REALIZED GAIN(LOSS)
05/31/01	WELLS FARGO CASH INVESTMENT	100.00	100.00	20,802.78	0.00
	VP4500022	100.00	100.00	20,802.78	0.00
	05/31/01 MONEY MARKET SVC CLASS	100.00	100.00	20,802.78	0.00
	SELL				
	CASH SWEEP TRADES				
06/01/01	WELLS FARGO CASH INVESTMENT	100.00	100.00	71,004.91	0.00
	VP4500022	100.00	100.00	71,004.91	0.00
	06/01/01 MONEY MARKET SVC CLASS	100.00	100.00	71,004.91	0.00
	SELL				
	CASH SWEEP TRADES				
06/05/01	WELLS FARGO CASH INVESTMENT	100.00	100.00	6,799.10	0.00
	VP4500022	100.00	100.00	6,799.10	0.00
	06/05/01 MONEY MARKET SVC CLASS	100.00	100.00	6,799.10	0.00
	SELL				
	CASH SWEEP TRADES				
06/21/01	WELLS FARGO CASH INVESTMENT	100.00	100.00	43,435.47	0.00
	VP4500022	100.00	100.00	43,435.47	0.00
	06/21/01 MONEY MARKET SVC CLASS	100.00	100.00	43,435.47	0.00
	SELL				
	CASH SWEEP TRADES				
06/22/01	WELLS FARGO CASH INVESTMENT	100.00	100.00	1,915.95	0.00
	VP4500022	100.00	100.00	1,915.95	0.00
	06/22/01 MONEY MARKET SVC CLASS	100.00	100.00	1,915.95	0.00
	SELL				
	CASH SWEEP TRADES				
06/28/01	WELLS FARGO CASH INVESTMENT	100.00	100.00	7,136.55	0.00
	VP4500022	100.00	100.00	7,136.55	0.00
	06/28/01 MONEY MARKET SVC CLASS	100.00	100.00	7,136.55	0.00
	SELL				
	CASH SWEEP TRADES				
07/10/01	WELLS FARGO CASH INVESTMENT	100.00	100.00	10,552.68	0.00
	VP4500022	100.00	100.00	10,552.68	0.00
	07/10/01 MONEY MARKET SVC CLASS	100.00	100.00	10,552.68	0.00
	SELL				
	CASH SWEEP TRADES				
07/13/01	WELLS FARGO CASH INVESTMENT	100.00	100.00	6,320.93	0.00
	VP4500022	100.00	100.00	6,320.93	0.00
	07/13/01 MONEY MARKET SVC CLASS	100.00	100.00	6,320.93	0.00
	SELL				
	CASH SWEEP TRADES				
07/16/01	WELLS FARGO CASH INVESTMENT	100.00	100.00	14,565.95	0.00
	VP4500022	100.00	100.00	14,565.95	0.00
	07/16/01 MONEY MARKET SVC CLASS	100.00	100.00	14,565.95	0.00
	SELL				
	CASH SWEEP TRADES				

TRD DATE	** SECURITIES SOLD **	UNIT COST	COST	PROCEEDS	REALIZED GAIN/LOSS)
07/18/01	WELLS FARGO CASH INVESTMENT	100.00	19,454.17	19,454.17	0.00
	07/18/01 MONEY MARKET SVC CLASS	100.00			
	VP450022				
	SELL				
	CASH SWEEP TRADES				
07/19/01	WELLS FARGO CASH INVESTMENT	100.00	19,907.35	19,907.35	0.00
	07/19/01 MONEY MARKET SVC CLASS	100.00			
	VP450022				
	SELL				
	CASH SWEEP TRADES				
07/20/01	WELLS FARGO CASH INVESTMENT	100.00	22,591.56	22,591.56	0.00
	07/20/01 MONEY MARKET SVC CLASS	100.00			
	VP450022				
	SELL				
	CASH SWEEP TRADES				
07/23/01	WELLS FARGO CASH INVESTMENT	100.00	31,772.59	31,772.59	0.00
	07/23/01 MONEY MARKET SVC CLASS	100.00			
	VP450022				
	SELL				
	CASH SWEEP TRADES				
07/24/01	WELLS FARGO CASH INVESTMENT	100.00	67,454.25	67,454.25	0.00
	07/24/01 MONEY MARKET SVC CLASS	100.00			
	VP450022				
	SELL				
	CASH SWEEP TRADES				
07/25/01	WELLS FARGO CASH INVESTMENT	100.00	57,042.59	57,042.59	0.00
	07/25/01 MONEY MARKET SVC CLASS	100.00			
	VP450022				
	SELL				
	CASH SWEEP TRADES				
07/27/01	WELLS FARGO CASH INVESTMENT	100.00	12,175.24	12,175.24	0.00
	07/27/01 MONEY MARKET SVC CLASS	100.00			
	VP450022				
	SELL				
	CASH SWEEP TRADES				
07/31/01	WELLS FARGO CASH INVESTMENT	100.00	8,342.61	8,342.61	0.00
	07/31/01 MONEY MARKET SVC CLASS	100.00			
	VP450022				
	SELL				
	CASH SWEEP TRADES				
08/01/01	WELLS FARGO CASH INVESTMENT	100.00	17,930.03	17,930.03	0.00
	08/01/01 MONEY MARKET SVC CLASS	100.00			
	VP450022				
	SELL				
	CASH SWEEP TRADES				

TRD DATE	** SECURITIES SOLD **	UNIT COST	COST	PROCEEDS	REALIZED GAIN(LOSS)
08/03/01	WELLS FARGO CASH INVESTMENT	100.00	13,959.90	13,959.90	0.00
08/03/01	MONEY MARKET SVC CLASS	100.00			
	VP4500022				
	CASH SWEET TRADES				
08/03/01	WELLS FARGO CASH INVESTMENT	100.00	19,475.58	19,475.58	0.00
08/03/01	MONEY MARKET SVC CLASS	100.00			
	VP4500022				
	CASH SWEET TRADES				
08/07/01	WELLS FARGO CASH INVESTMENT	100.00	5,083.76	5,083.76	0.00
08/07/01	MONEY MARKET SVC CLASS	100.00			
	VP4500022				
	CASH SWEET TRADES				
08/22/01	WELLS FARGO CASH INVESTMENT	100.00	28,391.09	28,391.09	0.00
08/22/01	MONEY MARKET SVC CLASS	100.00			
	VP4500022				
	CASH SWEET TRADES				
08/24/01	WELLS FARGO CASH INVESTMENT	100.00	39,793.94	39,793.94	0.00
08/24/01	MONEY MARKET SVC CLASS	100.00			
	VP4500022				
	CASH SWEET TRADES				
08/28/01	WELLS FARGO CASH INVESTMENT	100.00	4,123.14	4,123.14	0.00
08/28/01	MONEY MARKET SVC CLASS	100.00			
	VP4500022				
	CASH SWEET TRADES				
08/30/01	WELLS FARGO CASH INVESTMENT	100.00	18,108.36	18,108.36	0.00
08/30/01	MONEY MARKET SVC CLASS	100.00			
	VP4500022				
	CASH SWEET TRADES				
08/31/01	WELLS FARGO CASH INVESTMENT	100.00	11,037.64	11,037.64	0.00
08/31/01	MONEY MARKET SVC CLASS	100.00			
	VP4500022				
	CASH SWEET TRADES				
09/07/01	WELLS FARGO CASH INVESTMENT	100.00	25,503.43	25,503.43	0.00
09/07/01	MONEY MARKET SVC CLASS	100.00			
	VP4500022				
	CASH SWEET TRADES				

TRD DATE	** SECURITIES SOLD **	STL DATE	UNIT COST	SALE PRICE	SHARES/PAR	COST	PROCEEDS	REALIZED GAIN(LOSS)
09/10/01	MELLS FARGO CASH INVESTMENT	09/10/01	100.00	100.00	626.56	626.56	0.00	0.00
	VP450022							
	CASH SWEEP TRADES							
09/20/01	MELLS FARGO CASH INVESTMENT	09/20/01	100.00	100.00	52,637.55	52,637.55	0.00	0.00
	VP450022							
	CASH SWEEP TRADES							
09/24/01	MELLS FARGO CASH INVESTMENT	09/24/01	100.00	100.00	415.51	415.51	0.00	0.00
	VP450022							
	CASH SWEEP TRADES							
09/26/01	MELLS FARGO CASH INVESTMENT	09/26/01	100.00	100.00	11,403.33	11,403.33	0.00	0.00
	VP450022							
	CASH SWEEP TRADES							
10/03/01	MELLS FARGO CASH INVESTMENT	10/03/01	100.00	100.00	203.73	203.73	0.00	0.00
	VP450022							
	CASH SWEEP TRADES							
10/11/01	MELLS FARGO CASH INVESTMENT	10/11/01	100.00	100.00	6,542.81	6,542.81	0.00	0.00
	VP450022							
	CASH SWEEP TRADES							
10/23/01	MELLS FARGO CASH INVESTMENT	10/23/01	100.00	100.00	17,415.96	17,415.96	0.00	0.00
	VP450022							
	CASH SWEEP TRADES							
10/24/01	MELLS FARGO CASH INVESTMENT	10/24/01	100.00	100.00	68,795.79	68,795.79	0.00	0.00
	VP450022							
	CASH SWEEP TRADES							
10/25/01	MELLS FARGO CASH INVESTMENT	10/25/01	100.00	100.00	31,691.09	31,691.09	0.00	0.00
	VP450022							
	CASH SWEEP TRADES							

TRD DATE	** SECURITIES SOLD **	UNIT COST	SALE PRICE	SHARES/PAR	COST	PROCEEDS	REALIZED GAIN(LOSS)
10/26/01	MELLS FARGO CASH INVESTMENT	100.00	100.00		23,355.00	23,355.00	0.00
	VP450022						
	10/26/01 MONEY MARKET SVC CLASS						
	CASH SWEET TRADES						
10/29/01	MELLS FARGO CASH INVESTMENT	100.00	100.00		4,922.42	0.12	0.00
	VP450022						
	10/29/01 MONEY MARKET SVC CLASS						
	CASH SWEET TRADES						
10/30/01	MELLS FARGO CASH INVESTMENT	100.00	100.00		20,476.12	0.00	0.00
	VP450022						
	10/30/01 MONEY MARKET SVC CLASS						
	CASH SWEET TRADES						
10/31/01	MELLS FARGO CASH INVESTMENT	100.00	100.00		18,969.56	18,969.56	0.00
	VP450022						
	10/31/01 MONEY MARKET SVC CLASS						
	CASH SWEET TRADES						
11/06/01	MELLS FARGO CASH INVESTMENT	100.00	100.00		666.13	666.13	0.00
	VP450022						
	11/06/01 MONEY MARKET SVC CLASS						
	CASH SWEET TRADES						
11/08/01	MELLS FARGO CASH INVESTMENT	100.00	100.00		11,577.20	11,577.20	0.00
	VP450022						
	11/08/01 MONEY MARKET SVC CLASS						
	CASH SWEET TRADES						
11/09/01	MELLS FARGO CASH INVESTMENT	100.00	100.00		21,483.39	21,483.39	0.00
	VP450022						
	11/09/01 MONEY MARKET SVC CLASS						
	CASH SWEET TRADES						
11/14/01	MELLS FARGO CASH INVESTMENT	100.00	100.00		23,410.73	23,410.73	0.00
	VP450022						
	11/14/01 MONEY MARKET SVC CLASS						
	CASH SWEET TRADES						
11/20/01	MELLS FARGO CASH INVESTMENT	100.00	100.00		1,534.31	1,534.31	0.00
	VP450022						
	11/20/01 MONEY MARKET SVC CLASS						
	CASH SWEET TRADES						



FD410
DETAIL STATEMENT OF
SALE TRANSACTIONS

THE MCCUNE CHARITABLE FOUNDATION -
FULLER & THAYER

PAGE 106
10591203
DECEMBER 31, 2000
THROUGH DECEMBER 31, 2001

TRD DATE ** SECURITIES SOLD ** *
STL DATE

11/26/01	WELLS FARGO CASH INVESTMENT	100.00	11,245.56	11,245.56	0.00
11/26/01	MONEY MARKET SVC CLASS	100.00	0.00	0.00	0.00
11/26/01	VP450022	100.00	0.00	0.00	0.00
11/26/01	SELL	100.00	0.00	0.00	0.00
11/27/01	WELLS FARGO CASH INVESTMENT	100.00	14,640.07	14,640.07	0.00
11/27/01	MONEY MARKET SVC CLASS	100.00	0.00	0.00	0.00
11/27/01	VP450022	100.00	0.00	0.00	0.00
11/27/01	SELL	100.00	0.00	0.00	0.00
11/28/01	WELLS FARGO CASH INVESTMENT	100.00	1,740.69	1,740.69	0.00
11/28/01	MONEY MARKET SVC CLASS	100.00	0.00	0.00	0.00
11/28/01	VP450022	100.00	0.00	0.00	0.00
11/28/01	SELL	100.00	0.00	0.00	0.00
11/29/01	WELLS FARGO CASH INVESTMENT	100.00	17,747.36	17,747.36	0.00
11/29/01	MONEY MARKET SVC CLASS	100.00	0.00	0.00	0.00
11/29/01	VP450022	100.00	0.00	0.00	0.00
11/29/01	SELL	100.00	0.00	0.00	0.00
12/03/01	WELLS FARGO CASH INVESTMENT	100.00	6,181.72	6,181.72	0.00
12/03/01	MONEY MARKET SVC CLASS	100.00	0.00	0.00	0.00
12/03/01	VP450022	100.00	0.00	0.00	0.00
12/03/01	SELL	100.00	0.00	0.00	0.00
12/05/01	WELLS FARGO CASH INVESTMENT	100.00	4,376.13	4,376.13	0.00
12/05/01	MONEY MARKET SVC CLASS	100.00	0.00	0.00	0.00
12/05/01	VP450022	100.00	0.00	0.00	0.00
12/05/01	SELL	100.00	0.00	0.00	0.00
12/06/01	WELLS FARGO CASH INVESTMENT	100.00	17,357.31	17,357.31	0.00
12/06/01	MONEY MARKET SVC CLASS	100.00	0.00	0.00	0.00
12/06/01	VP450022	100.00	0.00	0.00	0.00
12/06/01	SELL	100.00	0.00	0.00	0.00
12/27/01	WELLS FARGO CASH INVESTMENT	100.00	37,376.77	37,376.77	0.00
12/27/01	MONEY MARKET SVC CLASS	100.00	0.00	0.00	0.00
12/27/01	VP450022	100.00	0.00	0.00	0.00
12/27/01	SELL	100.00	0.00	0.00	0.00
12/28/01	WELLS FARGO CASH INVESTMENT	100.00	2,452.00	2,452.00	0.00
12/28/01	MONEY MARKET SVC CLASS	100.00	0.00	0.00	0.00
12/28/01	VP450022	100.00	0.00	0.00	0.00
12/28/01	SELL	100.00	0.00	0.00	0.00

UNIT COST
SALE PRICE
COST

PROCEEDS
INTEREST

REALIZED GAIN(LOSS)

TRD DATE * * SECURITIES SOLD * *

TRD DATE	* * SECURITIES SOLD * *	UNIT COST	SALE PRICE	SHARES/PAR	COST	PROCEEDS	INTEREST	REALIZED GAIN(LOSS)
05/09/01	WESTERN MULTIPLE CORP	15.4996	6.4739	200	3,099.92	1,288.73	0.00	(1,811.19)
05/14/01	B TRADE SERVICES LLC	6.4739					0.00	
05/14/01	WESTERN MULTIPLE CORP	15.4996	6.4714	100	1,549.96	647.01	0.00	(905.85)
05/15/01	WESTERN MULTIPLE CORP	15.4996	6.5004	100	1,549.96	647.01	0.00	(902.95)
05/15/01	B TRADE SERVICES LLC	6.5004					0.00	
05/11/01	WESTERN MULTIPLE CORP	15.4995	6.5074	500	7,749.79	3,238.59	0.00	(4,511.20)
05/16/01	B TRADE SERVICES LLC	6.5074					0.00	
05/14/01	WESTERN MULTIPLE CORP	15.4995	6.4491	200	3,099.91	1,283.77	0.00	(1,816.14)
05/17/01	B TRADE SERVICES LLC	6.4491					0.00	
05/15/01	WESTERN MULTIPLE CORP	15.4995	6.1255	500	7,749.79	3,047.64	0.00	(4,702.15)
05/18/01	B TRADE SERVICES LLC	6.1255					0.00	
05/18/01	WESTERN MULTIPLE CORP	15.4995	5.9426	200	3,099.91	1,182.48	0.00	(1,917.43)
05/23/01	B TRADE SERVICES LLC	5.9426					0.00	
05/21/01	WESTERN MULTIPLE CORP	15.4995	5.9298	600	9,299.74	3,539.76	0.00	(5,759.98)
05/24/01	B TRADE SERVICES LLC	5.9298					0.00	
05/22/01	WESTERN MULTIPLE CORP	15.4995	5.95	500	7,749.79	2,974.90	0.00	(4,774.89)
05/25/01	WESTERN MULTIPLE CORP	15.4995	5.95	500	7,749.79	2,974.90	0.00	(4,774.89)

TRD DATE	* * SECURITIES SOLD * *	UNIT COST	SALE PRICE	SHARES/PAR	COST	PROCEEDS	INTEREST	REALIZED GAIN(LOSS)
06/04/01	WESTERN MULTIPLE CORP	15.4996	6.0214	200	3,099.92	1,196.23	0.00	(1,903.69)
06/07/01	WESTERN MULTIPLE CORP	15.4996	6.0098	200	1,549.96	596.96	0.00	(953.00)
06/05/01	WESTERN MULTIPLE CORP	15.4996	6.006	200	3,099.91	1,193.16	0.00	(1,906.75)
06/11/01	WESTERN MULTIPLE CORP	15.4995	6.70	200	3,099.91	1,331.95	0.00	(1,767.96)
06/12/01	WESTERN MULTIPLE CORP	15.4995	6.364	500	7,749.79	3,166.89	0.00	(4,582.90)
06/07/01	WESTERN MULTIPLE CORP	15.4995	6.6941	200	3,099.92	1,532.77	0.00	(1,767.15)
06/08/01	WESTERN MULTIPLE CORP	15.4996	5.2638	500	7,749.79	2,611.81	0.00	(5,137.98)
06/20/01	WESTERN MULTIPLE CORP	15.4995	3.1326	100	1,549.96	310.24	0.00	(1,239.72)
06/19/01	WESTERN MULTIPLE CORP	15.4995	2.8293	300	4,649.87	839.76	0.00	(3,810.11)

TRD DATE	** SECURITIES SOLD **	UNIT COST	COST	PROCEEDS	REALIZED GAIN(LOSS)
06/20/01	WESTERN MULTIPLEX CORP	15 4995	4,649.87	735.87	(3,914.00)
06/25/01	INVESTMENT TECHNOLOGY GROUP IN	2.473		0.00	
06/25/01	WESTERN MULTIPLEX CORP	15.4995	15,499.57	1	(13,017.86)
06/25/01	B TRADE SERVICES LLC	2 5118		10	
06/26/01	SOUTHWEST SECURITIES INC	15.4995	12,399.66	2,140.08	(10,259.58)
05/11/01	WESTWOOD ONE INC DEL	35.1356	30,649.20	33,110.32	(5,538.88)
07/26/01	WESTWOOD ONE INC DEL	35.1356	35,135.64	27,191.89	(7,943.75)
08/06/01	WESTWOOD ONE INC DEL	35.1356	49,189.90	39,283.52	(9,906.38)
11/02/01	WESTWOOD ONE INC DEL	35.1356	31,622.08	22,697.24	(8,924.84)
11/05/01	WESTWOOD ONE INC DEL	35.1356	30,649.20	28,016.50	(10,632.70)
11/09/01	WESTWOOD ONE INC DEL	35.1356	7,027.13	5,097.83	(1,929.30)

STL DATE	SHARES/PAR	SALE PRICE	INTEREST
06/20/01	15 4995	2.473	0.00
06/25/01	15.4995	2 5118	10
06/26/01	15.4995	2 7152	0.00
05/11/01	35.1356	30.1213	0.00
07/26/01	35.1356	27.2128	0.00
08/06/01	35.1356	28.1106	0.00
11/02/01	35.1356	25.25	0.00
11/05/01	35.1356	25.5204	0.00
11/09/01	35.1356	25.50	0.00

TRD DATE	COMMISSION	FEES
06/20/01	6.00	0.03
06/25/01	30.00	0.09
06/26/01	32.00	0.08
05/11/01	22.00	1.11
07/26/01	20.00	0.91
08/06/01	70.00	1.32
11/02/01	27.00	0.76
11/05/01	55.00	0.94
11/09/01	2.00	0.17

TRD DATE	** SECURITIES SOLD **	STL DATE	UNIT COST	SALE PRICE	COST	PROCEEDS	REALIZED GAIN(LOSS)
11/06/01	WESTWOOD ONE INC DEL	11/09/01	35.1356	26.4195	21,081.39	15,833.17	(5,248.22)
	INSTINET		600			0.00	
	18.00 COMM 0.030/SHR						
0.53 FEE							
11/07/01	WESTWOOD ONE INC DEL	11/13/01	35.1356	26.5861	17,567.82	13,282.60	(4,285.22)
	EXECUTION SERVICES INC.		500			0.00	
	10.00 COMM 0.020/SHR						
0.45 FEE							
11/08/01	WESTWOOD ONE INC DEL	11/14/01	35.1356	27.5791	10,540.69	8,198.45	(2,342.24)
	PRUDENTIAL BACHE SECURITIES		500			0.00	
	15.00 COMM 0.050/SHR						
0.28 FEE							
07/24/01	MET SEAL INC CL A	07/27/01	21.8511	24.175	4,370.23	4,830.83	460.60
	INVESTMENT TECHNOLOGY GROUP IN		200			0.00	
	4.00 COMM 0.020/SHR						
0.17 FEE							
07/31/01	MET SEAL INC CL A	08/03/01	21.8511	13.7669	4,370.23	2,747.28	(1,622.95)
	B TRADE SERVICES LLC		200			0.00	
	6.00 COMM 0.030/SHR						
0.10 FEE							
08/01/01	MET SEAL INC CL A	08/06/01	21.8511	13.5201	4,370.23	2,697.92	(1,672.31)
	B TRADE SERVICES LLC		200			0.00	
	6.00 COMM 0.030/SHR						
0.10 FEE							
08/01/01	MET SEAL INC CL A	08/06/01	21.8511	13.093	4,370.23	2,618.51	(1,751.72)
	MEDBUSH MORGAN SECURITIES INC.		200			0.00	
	0.09 FEE						
08/01/01	MET SEAL INC CL A	08/06/01	21.8511	13.12	6,555.35	3,935.86	(2,619.49)
	JEFFERIES & COMPANY		500			0.00	
	0.14 FEE						
08/01/01	MET SEAL INC CL A	08/06/01	21.8512	13.255	2,185.12	1,323.45	(861.67)
	INVESTMENT TECHNOLOGY GROUP IN		100			0.00	
	2.00 COMM 0.020/SHR						
0.05 FEE							

TRD DATE ** SECURITIES SOLD ** *
 STL DATE
 UNIT COST
 COST
 PROCEEDS
 INTEREST
 REALIZED GAIN(LOSS)

TRANSACTIONS EFFECTIVE AND SETTLED WITHIN THE CURRENT PERIOD:

11/29/01	AETNA U S HEALTHCARE INC	34,755	173,775.00	154,945.32	0.00	(18,829.68)
12/09/01	AETNA U S HEALTHCARE INC	31,0501			0.00	
SELL	MARBURG DILLON READ LLC	5,000				
12/19/01	AETNA U S HEALTHCARE INC	34,755	521,325.00	493,933.50	0.00	(27,391.50)
12/24/01	GOLDMAN SACHS & COMPANY	33.00			0.00	
SELL	GOLDMAN SACHS & COMPANY	15,000				
11/15/01	AT & T WIRELESS SERVICES	12,5734	222,537.92	271,905.94	0.00	49,368.02
11/20/01	00209A106	15,4333			0.00	
SELL	MARBURG DILLON READ LLC	17,699				
08/03/01	GEORGIA PACIFIC TIMBER GROUP COM	20.78	62,340.00	108,621.38	0.00	46,181.38
08/06/01	373298702	36.20			0.00	
SELL	B TRADE SERVICES LLC	3,000				
05/17/01	PEPSI BOTTLING GROUP INC	19,8567	184,667.97	415,922.10	0.00	231,254.13
05/22/01	713409100	44.7843			0.00	
SELL	ALEX BROWN & SONS	9,300				
05/17/01	PEPSI BOTTLING GROUP INC	19,8567	172,753.90	388,268.05	0.00	215,514.15
05/22/01	713409100	44.64			0.00	
SELL	INSTINET	8,700				
10/16/01	PEPSI BOTTLING GROUP INC	19,8567	258,138.02	623,295.39	0.00	365,157.37
10/23/01	713409100	48.0074			0.00	
SELL	MORGAN KEEGAN & CO.	13,000				
11/06/01	PEPSI BOTTLING GROUP INC	19,8567	198,567.71	479,342.99	0.00	280,775.28
11/09/01	713409100	48.0059			0.00	
SELL	JONES & ASSOCIATES.	10,000				
10/19/01	PLUM CREEK TIMBER CO INC	15,1678	157,594.31	285,092.07	0.00	127,497.76
10/24/01	COM	27.50				
SELL	MORGAN KEEGAN & CO	10,390				

TRD DATE	** SECURITIES SOLD **	UNIT COST	COST	PROCEEDS	REALIZED GAIN(LOSS)
12/14/01	TRICON GLOBAL RESTAURANTS, INC COM	35.2306	105,692.01	154,498.74	48,806.73
12/19/01	RAYMOND JAMES & ASSOC. 180.00 COM 0.060/SHR	51.8613		0.00	
06/14/01	WASTE MANAGEMENT NZ LTD - NEM	28.6004	28,600.45	29,679.00	1,078.55
06/19/01	GOLDMAN SACHS & COMPANY 94106L109	29.75		0.00	
07/02/01	WASTE MANAGEMENT NZ LTD - NEM	28.6004	228,803.60	245,671.79	16,868.19
07/06/01	MARBURG DILLON READ LLC 94106L109	30.78		0.00	
03/23/01	MELLS FARGO CASH INVESTMENT	100.00	1,000,000.00	1,000,000.00	0.00
03/23/01	MONEY MARKET SVC CLASS VP450022	100.00		0.00	
06/25/01	MELLS FARGO CASH INVESTMENT	100.00	1,000,000.00	1,000,000.00	0.00
06/25/01	MONEY MARKET SVC CLASS VP450022	100.00		0.00	
07/24/01	MELLS FARGO CASH INVESTMENT	100.00	545,070.40	545,070.40	0.00
07/24/01	MONEY MARKET SVC CLASS VP450022	100.00		0.00	
08/31/01	MELLS FARGO CASH INVESTMENT	100.00	193,700.00	193,700.00	0.00
08/31/01	MONEY MARKET SVC CLASS VP450022	100.00		0.00	
10/30/01	MELLS FARGO CASH INVESTMENT	100.00	471,694.60	471,694.60	0.00
10/30/01	MONEY MARKET SVC CLASS VP450022	100.00		0.00	
11/15/01	MELLS FARGO CASH INVESTMENT	100.00	251,395.00	251,395.00	0.00
11/15/01	MONEY MARKET SVC CLASS VP450022	100.00		0.00	

TRD DATE ** SECURITIES SOLD ** * * * * *
 STR DATE
 UNIT COST
 SALE PRICE
 SHARES/PAR
 COST
 PROCEEDS
 REALIZED GAIN(LOSS)

TRANSACTIONS EFFECTIVE AND SETTLED WITHIN THE CURRENT PERIOD:

TRD DATE	UNIT COST	SHARES/PAR	COST	PROCEEDS	REALIZED GAIN(LOSS)	DESCRIPTION	FEES
05/02/01	170.1668	200.00	119,109.80	139,953.33	20,843.53	05/02/01 ALLEGHANY CORP DEL MEM	4.67 FEE
05/07/01	200.00	700		0.00		JEFFERIES & COMPANY	
05/07/01	200.00	700		0.00		42.00 COMM 0.060/SHR	
05/03/01	170.16	200.74	85.08	100.37	15.29	05/03/01 ALLEGHANY CORP DEL MEM	
05/03/01	200.74	0.5000		0.00		WELLS FARGO REORG	
05/03/01	170.1568	200.9231	58,704.12	69,295.45	10,591.33	05/03/01 ALLEGHANY CORP DEL MEM	
05/08/01	200.9231	345		0.00		JEFFERIES & COMPANY	
05/08/01	200.9231	345		0.00		20.70 COMM 0.060/SHR	
10/10/01	12.3932	21.1401	116,806.63	199,238.79	82,432.16	10/10/01 ARNOLD INDS INC	
10/15/01	21.1401	9,425		0.00		JEFFERIES & COMPANY	
10/22/01	12.3932	21.48	79,936.64	138,541.38	58,604.74	10/22/01 ARNOLD INDS INC	
10/25/01	12.3932	21.48		0.00		JONES & ASSOCIATES	
10/25/01	12.3932	21.48		0.00		042595108	
10/25/01	12.3932	21.48		0.00		042595108	
04/17/01	17.2137	13,1592	247,448.31	188,294.69	(59,153.62)	04/17/01 BLANCH E M HLDGS INC COM	
04/20/01	13.1592	14,375		0.00		SALOMON SMITH BARNEY INC.	
04/20/01	13.1592	14,375		0.00		662.50 COMM 0.060/SHR	
09/24/01	28.1659	28.1414	20,420.30	20,365.58	(54.72)	09/24/01 BRE PPTYS INC CL A 1 COM & 1	
09/27/01	28.1659	28.1414		0.00		05564E106	
09/27/01	28.1659	28.1414		0.00		MONTGOMERY SECURITIES	
09/26/01	28.1659	28.1414	226,735.80	229,859.27	3,123.47	09/26/01 BRE PPTYS INC CL A 1 COM & 1	
10/01/01	28.1659	28.1414		0.00		10/01/01 TAKEOVER RT EXP: 09-07-99	
10/01/01	28.1659	28.1414		0.00		05564E106	
10/01/01	28.1659	28.1414		0.00		OPPENHEIMER AND CO. INC.	
04/04/01	19.814	18.9026	75,788.89	72,070.53	(3,718.36)	04/04/01 CORE LABORATORIES N V COM	
04/04/01	19.814	18.9026		0.00		229.50 COMM 0.060/SHR	
04/04/01	19.814	18.9026		0.00		CS FIRST BOSTON CORP.	

TRD DATE	** SECURITIES SOLD **	STL DATE	UNIT COST	COST	PROCEEDS	REALIZED GAIN(LOSS)
04/02/01	CORE LABORATORIES N V COM	04/05/01 N22717107	19.814	77,770.30	72,167.34	(5,602.96)
	CS FIRST BOSTON CORP		18.4472		0.00	
	235.50 COMM 0.060/SHR		3,925			
07/26/01	DONALDSON CO INC 1 COM & 1	07/31/01 TAKEOVER RT EXP: 03-04-96	20.9644	52,366.22	77,518.41	25,152.19
	JONES & ASSOCIATES.		2,500			
	257651109					
08/13/01	DONALDSON CO INC 1 COM & 1	08/16/01 TAKEOVER RT EXP: 03-04-96	20.9644	62,839.46	93,835.66	30,996.20
	FACTSET DATA SYSTEMS INC / BC		3,000			
	257651109					
	150.00 COMM 0.050/SHR		3,14			
08/29/01	DONALDSON CO INC 1 COM & 1	09/04/01 TAKEOVER RT EXP: 03-04-96	20.9644	122,013.29	177,547.06	55,533.77
	BEAR STEARNS & COMPANY		5,825			
	257651109					
09/26/01	FIRST INDL RLT Y TR INC COM	10/01/01 32054K103	30.134	90,402.22	85,963.62	(4,438.60)
	OPPENHEIMER AND CO INC.		3,000			
	150.00 COMM 0.050/SHR		2.88			
10/10/01	FIRST INDL RLT Y TR INC COM	10/15/01 32054K103	30.134	177,037.69	167,144.62	(9,893.07)
	FIRST UNION CAPITAL MARKETS		5,875			
	293.75 COMM 0.050/SHR		5.59			
07/02/01	GALILEO INTL INC COM	07/06/01 363547100	16.8916	84,036.20	160,562.76	76,526.56
	GOLDMAN SACHS & COMPANY		4,975			
	298.50 COMM 0.060/SHR		5.37			
07/03/01	GALILEO INTL INC COM	07/09/01 363547100	16.8916	97,127.26	186,108.06	88,980.80
	GOLDMAN SACHS & COMPANY		32.4277			
	345.00 COMM 0.060/SHR		6.22			
07/10/01	GALILEO INTL INC COM	07/13/01 363547100	16.8916	177,362.83	347,518.95	169,956.12
	JP MORGAN CHASE SECURITIES		33.1291			
	525.00 COMM 0.050/SHR		11.60			

TRD DATE	** SECURITIES SOLD **	UNIT COST	SALE PRICE	SHARES/PAR	PROCEEDS	REALIZED GAIN(LOSS)	INTEREST	COST
07/03/01	INTERPUBLIC GROUP COS INC 1 COM & 07/09/01 1 TAKEOVER RT EFF: 08-02-89 EXP; 460690100 JP MORGAN CHASE SECURITIES 220.50 COMH 0.060/SHR	36.1652	29.6071	3,675	132,907.21	(24,325.25)	0.00	108,581.96
07/09/01	INTERPUBLIC GROUP COS INC 1 COM & 07/12/01 1 TAKEOVER RT EFF: 08-02-89 EXP; 460690100 MERRILL LYNCH PIERCE FENNER & 241.50 COMH 0.060/SHR	36.1652	29.602	4,025	195,133	(26,662.46)	0	168,470
07/10/01	INTERPUBLIC GROUP COS INC 1 COM & 07/15/01 1 TAKEOVER RT EFF: 08-02-89 EXP; 460690100 MERRILL LYNCH PIERCE FENNER & 165.48 COMH 0.060/SHR	36.1652	29.7296	2,758	99,743.69	(17,917.67)	0.00	81,826.02
07/13/01	INTERPUBLIC GROUP COS INC 1 COM & 07/13/01 1 TAKEOVER RT EFF: 08-02-89 EXP; 460690100 MELLS FARGO REORG	36.16	29.60	0.5000	18.08	(3.28)	0.00	14.80
07/17/01	INTERPUBLIC GROUP COS INC 1 COM & 07/20/01 1 TAKEOVER RT EFF: 08-02-89 EXP; 460690100 EXECUTION SERVICES INC.	36.17	30.23	1	36.17	(6.01)	0.00	30.16
03/16/01	MENTOR CORP MN 03/21/01 567186103 B TRADE SERVICES LLC 250.50 COMH 0.030/SHR	29.6649	23.0779	8,350	205,952.46	(13,508.92)	0.00	192,443.54
11/27/01	MICROCELL TELECOMMUNICATIONS INC 12/14/01 59501155 CIBC MOOD GUNDY SECURITIES INC 100.00 COMH 0.010/SHR	0.00	0.668	10,000	6,580.00	6,580.00	0.00	6,580.00
11/29/01	MICROCELL TELECOMMUNICATIONS INC 12/14/01 59501155 CIBC MOOD GUNDY SECURITIES INC 8.25 COMH 0.010/SHR	0.00	0.1467	825	112.78	112.78	0.00	112.78
12/06/01	MICROCELL TELECOMMUNICATIONS INC 12/11/01 59501155 CIBC MOOD GUNDY SECURITIES INC 121.00 COMH 0.010/SHR	0.00	0.7392	12,100	8,823.32	8,823.32	0.00	8,823.32

TRD DATE	** SECURITIES SOLD **	UNIT COST	COST	PROCEEDS	REALIZED GAIN(LOSS)
05/31/01	NOVA CORP GA COM	19,3143	209,715 09	453,481 35	163,766 26
06/05/01	669784100	30,2931		0.00	
	BLAIR, WILLIAM & CO.	15,000			
	900.00 COMM 0 060/SHR				
06/04/01	NOVA CORP GA COM	19 3143	65,668.75	104,111.66	38,442.91
06/07/01	669784100	30,6821		0.00	
	ROBERT M. BAIRD	3,400			
	204.00 COMM 0 060/SHR				
06/21/01	NOVA CORP GA COM	19,3143	107,194 59	172,938 33	65,743 74
06/26/01	669784100	31,2211		0.00	
	JP MORGAN CHASE SECURITIES	5,550			
06/22/01	NOVA CORP GA COM	19,3143	51,183.00	83,526 27	32,343 27
06/27/01	669784100	31,5804		0.00	
	MORGAN STANLEY & CO	2,650			
	159.00 COMM 0 060/SHR				
06/18/01	OCEANFIRST FINL CORP	17,3355	13,001.67	20,069.33	7,067.66
06/21/01	COM	26,76		0.00	
	675234108	750			
	FRIEDMAN BILLINGS & RAMSEY				
06/20/01	OCEANFIRST FINL CORP	17,3355	22,536.22	34,916 83	12,380.61
06/25/01	COM	26,86		0.00	
	675234108	1,300			
	FRIEDMAN BILLINGS & RAMSEY				
07/16/01	OCEANFIRST FINL CORP	17,3355	17,335.55	25,549.14	8,213 59
07/23/01	COM	25,55		0.00	
	675234108	1,000			
	FRIEDMAN BILLINGS & RAMSEY				
07/24/01	OCEANFIRST FINL CORP	17,3355	31,204.00	45,693 99	14,489 99
07/27/01	COM	25,3864		0.00	
	675234108	1,800			
	FRIEDMAN BILLINGS & RAMSEY				
09/17/01	PEOPLES ENERGY CORP	35 0335	82,328.93	91,529 44	9,200.51
09/20/01	711030106	39,00		0.00	
	JEFFERIES & COMPANY	2,350			
	117 50 COMM 0 050/SHR				

TRD DATE	** SECURITIES SOLD **	STL DATE	UNIT COST	COST	PROCEEDS	REALIZED GAIN/(LOSS)
09/18/01	PEOPLES ENERGY CORP		35.0335	77,949.73	86,666.41	8,716.68
09/21/01	JEFFERIES & COMPANY		39.0025		0.00	
09/19/01	PEOPLES ENERGY CORP		35.0335	43,791.98	48,191.64	4,399.66
09/24/01	JEFFERIES & COMPANY		38.6046		0.00	
09/19/01	PIEDMONT NAT GAS INC		29.6917	275,390.98	297,115.63	21,724.65
09/24/01	CS FIRST BOSTON CORP		32.0851		0.00	
04/11/01	PITTSION SERVICES GROUP		21.125	121,996.95	121,386.44	(610.51)
04/17/01	I COM & I TAKEOVER RT		21.08		0.00	
04/17/01	STANDARD & POORS SECURITIES IN		5,775			
09/21/01	PROGRESS SOFTWARE CORP		13.585	38,717.25	39,305.03	587.78
09/26/01	MCDONALD & CO		13,7917		0.00	
10/04/01	PROGRESS SOFTWARE CORP		13.585	40,755.00	42,153.69	1,398.69
10/10/01	JEFFERIES & COMPANY		14.0517		0.00	
04/12/01	RALCORP HOLDINGS INC NEW COM		13.0131	39,039.46	51,947.76	12,908.30
04/18/01	JEFFERIES & COMPANY		17,3765		0.00	
08/02/01	RALCORP HOLDINGS INC NEW COM		13.0131	27,327.62	37,693.74	10,366.12
08/07/01	CS FIRST BOSTON CORP		18.00		0.00	
09/26/01	RALCORP HOLDINGS INC NEW COM		13.0131	26,026.31	38,898.70	12,872.39
10/01/01	CANTOR FITZGERALD & CO, INC.		19.50		0.00	
			2,000			

TRD DATE	** SECURITIES SOLD **	STL DATE	UNIT COST	COST	PROCEEDS	REALIZED GAIN(LOSS)
10/03/01	RALCORP HOLDINGS INC NEW COM	10/09/01 751028101	13.0131	77,428.26	116,169.87	38,741.61
	INVESTMENT TECHNOLOGY GROUP IN	SELL	19,545		0.00	
	119.00 COM 0.020/SHR		5,950			
	3.88 FEE					
10/08/01	RALCORP HOLDINGS INC NEW COM	10/11/01 751028101	13.0131	26,026.31	38,438.71	12,412.40
	B TRADE SERVICES LLC	SELL	19.25		0.00	
	60.00 COM 0.030/SHR		2,000			
	1.29 FEE					
10/18/01	RALCORP HOLDINGS INC NEW COM	10/23/01 751028101	13.0131	13,013.15	19,449.35	6,436.20
	CANTOR FITZGERALD & CO. INC.	SELL	19.50		0.00	
	50.00 COM 0.050/SHR		1,000			
	0.65 FEE					
10/29/01	RALCORP HOLDINGS INC NEW COM	11/01/01 751028101	13.0131	20,821.05	31,283.43	10,462.38
	CANTOR FITZGERALD & CO. INC.	SELL	19,6028		0.00	
	80.00 COM 0.050/SHR		1,600			
	1.05 FEE					
12/19/01	SMITH INTL INC COM	12/24/01 832110100	37.087	122,387.14	169,731.48	47,344.34
	FIRST UNION CAPITAL MARKETS	SELL	51,4855		0.00	
	165.00 COM 0.050/SHR		5,300			
	5.67 FEE					
05/09/01	SFS TECHNOLOGIES INC COM	05/09/01 784626103	36.1162	111,057.61	148,948.02	37,890.41
	CLEARLY GULL AND REILAND	SELL	48.50		0.00	
	184.50 COM 0.060/SHR		3,075			
	4.98 FEE					
04/25/01	TENNANT CO 1 COM & 1 TAKEOVER	04/30/01 RIGHT EFF: 12-09-86 EXP: 12-25-9	36.2655	124,209.61	147,064.59	22,854.98
	CORRESPONDENT SERVICES CORP.	SELL	43.00		0.00	
	880345103		3,425			
	205.50 COM 0.060/SHR					
	4.91 FEE					
03/27/01	VARCO INTERNATIONAL INC	03/30/01 MERGE WITH VARCO INTL INC EFFECTIVE	22.3409	205,246.00	196,904.76	(6,341.24)
	ALEX BROWN & SONS	SELL	21.7114		0.00	
	922122106		9,187			
	551.22 COM 0.060/SHR					
	6.65 FEE					
03/06/01	WELLS FARGO CASH INVESTMENT	03/06/01 MONEY MARKET SVC CLASS	100.00	184,527.95	184,527.95	0.00
	CASH SWEEP TRADES	SELL	100.00		0.00	
	VP4500022		184,527.9500			

TRD DATE * * SECURITIES SOLD * * SALE PRICE UNIT COST COST PROCEEDS REALIZED GAIN(LOSS)

03/07/01 WELLS FARGO CASH INVESTMENT	100.00	2,885.53	2,885.53	0.00	0.00	03/07/01 WELLS FARGO CASH INVESTMENT	100.00	2,885.5300	2,885.53	0.00	0.00
SELL	VP4500022	100.00				SELL	VP4500022	100.00			
CASH SWEEP TRADES						CASH SWEEP TRADES					
03/08/01 WELLS FARGO CASH INVESTMENT	100.00	34,046.38	34,046.38	0.00	0.00	03/08/01 WELLS FARGO CASH INVESTMENT	100.00	34,046.3800	34,046.38	0.00	0.00
SELL	VP4500022	100.00				SELL	VP4500022	100.00			
CASH SWEEP TRADES						CASH SWEEP TRADES					
03/12/01 WELLS FARGO CASH INVESTMENT	100.00	169,572.66	169,572.66	0.00	0.00	03/12/01 WELLS FARGO CASH INVESTMENT	100.00	169,572.6600	169,572.66	0.00	0.00
SELL	VP4500022	100.00				SELL	VP4500022	100.00			
CASH SWEEP TRADES						CASH SWEEP TRADES					
04/03/01 WELLS FARGO CASH INVESTMENT	100.00	254,306.80	254,306.80	0.00	0.00	04/03/01 WELLS FARGO CASH INVESTMENT	100.00	254,306.8000	254,306.80	0.00	0.00
SELL	VP4500022	100.00				SELL	VP4500022	100.00			
CASH SWEEP TRADES						CASH SWEEP TRADES					
04/09/01 WELLS FARGO CASH INVESTMENT	100.00	52,114.70	52,114.70	0.00	0.00	04/09/01 WELLS FARGO CASH INVESTMENT	100.00	52,114.7000	52,114.70	0.00	0.00
SELL	VP4500022	100.00				SELL	VP4500022	100.00			
CASH SWEEP TRADES						CASH SWEEP TRADES					
04/11/01 WELLS FARGO CASH INVESTMENT	100.00	15,876.03	15,876.03	0.00	0.00	04/11/01 WELLS FARGO CASH INVESTMENT	100.00	15,876.0300	15,876.03	0.00	0.00
SELL	VP4500022	100.00				SELL	VP4500022	100.00			
CASH SWEEP TRADES						CASH SWEEP TRADES					
04/16/01 WELLS FARGO CASH INVESTMENT	100.00	317,628.16	317,628.16	0.00	0.00	04/16/01 WELLS FARGO CASH INVESTMENT	100.00	317,628.1600	317,628.16	0.00	0.00
SELL	VP4500022	100.00				SELL	VP4500022	100.00			
CASH SWEEP TRADES						CASH SWEEP TRADES					
04/17/01 WELLS FARGO CASH INVESTMENT	100.00	68,208.89	68,208.89	0.00	0.00	04/17/01 WELLS FARGO CASH INVESTMENT	100.00	68,208.8900	68,208.89	0.00	0.00
SELL	VP4500022	100.00				SELL	VP4500022	100.00			
CASH SWEEP TRADES						CASH SWEEP TRADES					
04/19/01 WELLS FARGO CASH INVESTMENT	100.00	3,309.00	3,309.00	0.00	0.00	04/19/01 WELLS FARGO CASH INVESTMENT	100.00	3,309.0000	3,309.00	0.00	0.00
SELL	VP4500022	100.00				SELL	VP4500022	100.00			
CASH SWEEP TRADES						CASH SWEEP TRADES					

TRD DATE * * SECURITIES SOLD * *
STL DATE

TRD DATE	STL DATE	UNIT COST	COST	PROCEEDS	REALIZED GAIN(LOSS)
04/24/01		100.00	29,557 20	29,557 20	0.00
04/24/01 MELL'S FARGO CASH INVESTMENT					
VP450022					
04/24/01 MONEY MARKET SVC CLASS					
SELL					
CASH SWEEP TRADES					
04/26/01		100.00	66,977 00	0	0.00
04/26/01 MELL'S FARGO CASH INVESTMENT					
VP450022					
04/26/01 MONEY MARKET SVC CLASS					
SELL					
CASH SWEEP TRADES					
05/02/01		100.00	52,640 64	52,640 64	0.00
05/02/01 MELL'S FARGO CASH INVESTMENT					
VP450022					
05/02/01 MONEY MARKET SVC CLASS					
SELL					
CASH SWEEP TRADES					
05/04/01		100.00	135,093 51	135,093 51	0.00
05/04/01 MELL'S FARGO CASH INVESTMENT					
VP450022					
05/04/01 MONEY MARKET SVC CLASS					
SELL					
CASH SWEEP TRADES					
05/24/01		100.00	114,758 37	114,758 37	0.00
05/24/01 MELL'S FARGO CASH INVESTMENT					
VP450022					
05/24/01 MONEY MARKET SVC CLASS					
SELL					
CASH SWEEP TRADES					
05/30/01		100.00	48,145 60	48,145 60	0.00
05/30/01 MELL'S FARGO CASH INVESTMENT					
VP450022					
05/30/01 MONEY MARKET SVC CLASS					
SELL					
CASH SWEEP TRADES					
06/04/01		100.00	216,169 83	216,169 83	0.00
06/04/01 MELL'S FARGO CASH INVESTMENT					
VP450022					
06/04/01 MONEY MARKET SVC CLASS					
SELL					
CASH SWEEP TRADES					
06/07/01		100.00	79,293 84	79,293 84	0.00
06/07/01 MELL'S FARGO CASH INVESTMENT					
VP450022					
06/07/01 MONEY MARKET SVC CLASS					
SELL					
CASH SWEEP TRADES					
06/08/01		100.00	218,650 50	218,650 50	0.00
06/08/01 MELL'S FARGO CASH INVESTMENT					
VP450022					
06/08/01 MONEY MARKET SVC CLASS					
SELL					
CASH SWEEP TRADES					

FD410
 DETAIL STATEMENT OF
 SALE TRANSACTIONS
 THE MCCUNE CHARITABLE FOUNDATION -
 STERLING

45 PAGE
 10591202
 DECEMBER 31, 2000
 THROUGH
 DECEMBER 31, 2001

TRD DATE	** SECURITIES SOLD **	UNIT COST	COST	PROCEEDS	REALIZED GAIN/(LOSS)
06/11/01	WELLS FARGO CASH INVESTMENT	100.00	68,870.10	68,870.10	0.00
06/11/01	MONEY MARKET SVC CLASS	100.00		0.00	
06/11/01	VP450022				
	CASH SWEET TRADES				
06/25/01	WELLS FARGO CASH INVESTMENT	100.00	117,312.36	117,312.36	0.00
06/25/01	MONEY MARKET SVC CLASS	100.00		0.00	
06/25/01	VP450022				
	CASH SWEET TRADES				
06/26/01	WELLS FARGO CASH INVESTMENT	100.00	33,409.99	33,409.99	0.00
06/26/01	MONEY MARKET SVC CLASS	100.00		0.00	
06/26/01	VP450022				
	CASH SWEET TRADES				
06/28/01	WELLS FARGO CASH INVESTMENT	100.00	99,255.00	99,255.00	0.00
06/28/01	MONEY MARKET SVC CLASS	100.00		0.00	
06/28/01	VP450022				
	CASH SWEET TRADES				
07/10/01	WELLS FARGO CASH INVESTMENT	100.00	169,945.38	169,945.38	0.00
07/10/01	MONEY MARKET SVC CLASS	100.00		0.00	
07/10/01	VP450022				
	CASH SWEET TRADES				
07/11/01	WELLS FARGO CASH INVESTMENT	100.00	238,578.38	238,578.38	0.00
07/11/01	MONEY MARKET SVC CLASS	100.00		0.00	
07/11/01	VP450022				
	CASH SWEET TRADES				
07/17/01	WELLS FARGO CASH INVESTMENT	100.00	70,109.19	70,109.19	0.00
07/17/01	MONEY MARKET SVC CLASS	100.00		0.00	
07/17/01	VP450022				
	CASH SWEET TRADES				
07/24/01	WELLS FARGO CASH INVESTMENT	100.00	99,380.40	99,380.40	0.00
07/24/01	MONEY MARKET SVC CLASS	100.00		0.00	
07/24/01	VP450022				
	CASH SWEET TRADES				
07/24/01	WELLS FARGO CASH INVESTMENT	100.00	77,994.00	77,994.00	0.00
07/24/01	MONEY MARKET SVC CLASS	100.00		0.00	
07/24/01	VP450022				
	CASH SWEET TRADES				

TRD DATE	** SECURITIES SOLD **	STL DATE	UNIT COST	SALE PRICE	SHARES/PAR	COST	PROCEEDS	REALIZED GAIN/LOSS
07/25/01	WELLS FARGO CASH INVESTMENT		100.00	100.00	84,255.20	84,255.20	0.00	0.00
	VP450022							
	CASH SWEEP TRADES							
07/26/01	WELLS FARGO CASH INVESTMENT		100.00	100.00	65,338.68	65,338.68	0.00	0.00
	VP450022							
	CASH SWEEP TRADES							
07/30/01	WELLS FARGO CASH INVESTMENT		100.00	100.00	205,339.74	205,339.74	0.00	0.00
	VP450022							
	CASH SWEEP TRADES							
08/01/01	WELLS FARGO CASH INVESTMENT		100.00	100.00	63,032.26	63,032.26	0.00	0.00
	VP450022							
	CASH SWEEP TRADES							
08/03/01	WELLS FARGO CASH INVESTMENT		100.00	100.00	27,175.80	27,175.80	0.00	0.00
	VP450022							
	CASH SWEEP TRADES							
08/17/01	WELLS FARGO CASH INVESTMENT		100.00	100.00	64,090.00	64,090.00	0.00	0.00
	VP450022							
	CASH SWEEP TRADES							
08/22/01	WELLS FARGO CASH INVESTMENT		100.00	100.00	149,195.25	149,195.25	0.00	0.00
	VP450022							
	CASH SWEEP TRADES							
09/12/01	WELLS FARGO CASH INVESTMENT		100.00	100.00	54,260.66	54,260.66	0.00	0.00
	VP450022							
	CASH SWEEP TRADES							
09/14/01	WELLS FARGO CASH INVESTMENT		100.00	100.00	54,011.03	54,011.03	0.00	0.00
	VP450022							
	CASH SWEEP TRADES							

TRD DATE * * SECURITIES SOLD * *

TRD DATE	UNIT COST	SALE PRICE	COST	PROCEEDS	REALIZED GAIN(LOSS)
09/24/01 WELLS FARGO CASH INVESTMENT	100.00	86,793.96	86,793.96	0.00	0.00
09/24/01 MONEY MARKET SVC CLASS	100.00				
VP450022					
SELL					
CASH SWEET TRADES					
09/25/01 WELLS FARGO CASH INVESTMENT	100.00	92,920.50	92,920.50	0.00	0.00
09/25/01 MONEY MARKET SVC CLASS	100.00				
VP450022					
SELL					
CASH SWEET TRADES					
09/25/01 WELLS FARGO CASH INVESTMENT	100.00	149,102.22	149,102.22	0.00	0.00
09/25/01 MONEY MARKET SVC CLASS	100.00				
VP450022					
SELL					
CASH SWEET TRADES					
09/26/01 WELLS FARGO CASH INVESTMENT	100.00	46,781.57	46,781.57	0.00	0.00
09/26/01 MONEY MARKET SVC CLASS	100.00				
VP450022					
SELL					
CASH SWEET TRADES					
09/27/01 WELLS FARGO CASH INVESTMENT	100.00	226,128.22	226,128.22	0.00	0.00
09/27/01 MONEY MARKET SVC CLASS	100.00				
VP450022					
SELL					
CASH SWEET TRADES					
10/02/01 WELLS FARGO CASH INVESTMENT	100.00	137,774.16	137,774.16	0.00	0.00
10/02/01 MONEY MARKET SVC CLASS	100.00				
VP450022					
SELL					
CASH SWEET TRADES					
10/04/01 WELLS FARGO CASH INVESTMENT	100.00	71,209.27	71,209.27	0.00	0.00
10/04/01 MONEY MARKET SVC CLASS	100.00				
VP450022					
SELL					
CASH SWEET TRADES					
10/10/01 WELLS FARGO CASH INVESTMENT	100.00	41,545.90	41,545.90	0.00	0.00
10/10/01 MONEY MARKET SVC CLASS	100.00				
VP450022					
SELL					
CASH SWEET TRADES					
10/16/01 WELLS FARGO CASH INVESTMENT	100.00	130,932.91	130,932.91	0.00	0.00
10/16/01 MONEY MARKET SVC CLASS	100.00				
VP450022					
SELL					
CASH SWEET TRADES					

TRD DATE	** SECURITIES SOLD **	STL DATE	UNIT COST	COST	PROCEEDS	REALIZED GAIN(LOSS)
10/30/01	WELLS FARGO CASH INVESTMENT		100.00	58,975.20	58,975.20	0.00
	VP4500022		100.00			
	10/30/01 MONEY MARKET SVC CLASS					
	CASH SWEEP TRADES					
11/02/01	WELLS FARGO CASH INVESTMENT		100.00	45,781.76	45,781.76	0.00
	VP4500022		100.00			
	11/02/01 MONEY MARKET SVC CLASS					
	CASH SWEEP TRADES					
11/07/01	WELLS FARGO CASH INVESTMENT		100.00	85,525.00	85,525.00	0.00
	VP4500022		100.00			
	11/07/01 MONEY MARKET SVC CLASS					
	CASH SWEEP TRADES					
11/09/01	WELLS FARGO CASH INVESTMENT		100.00	111,590.23	111,590.23	0.00
	VP4500022		100.00			
	11/09/01 MONEY MARKET SVC CLASS					
	CASH SWEEP TRADES					
11/14/01	WELLS FARGO CASH INVESTMENT		100.00	42,195.53	42,195.53	0.00
	VP4500022		100.00			
	11/14/01 MONEY MARKET SVC CLASS					
	CASH SWEEP TRADES					
11/15/01	WELLS FARGO CASH INVESTMENT		100.00	76,995.93	76,995.93	0.00
	VP4500022		100.00			
	11/15/01 MONEY MARKET SVC CLASS					
	CASH SWEEP TRADES					
12/06/01	WELLS FARGO CASH INVESTMENT		100.00	97,365.84	97,365.84	0.00
	VP4500022		100.00			
	12/06/01 MONEY MARKET SVC CLASS					
	CASH SWEEP TRADES					
04/12/01	WHITE MOUNTAINS INSURANCE GROUP INC		140.56	28,112.00	62,378.22	34,266.22
	69618E107		311.9615			
	04/18/01 COM					
	SELL					
	CANTOR FITZGERALD & CO. INC.					
	12.00 COM					
	0.060/SHR					
	2.08 FEE					
05/10/01	WHITE MOUNTAINS INSURANCE GROUP INC		140.56	56,224.00	124,085.78	67,861.78
	69618E107		310.2848			
	05/15/01 COM					
	SELL					
	EXECUTION SERVICES INC.					
	24.00 COM					
	0.060/SHR					
	4.14 FEE					

THE MCCUNE CHARITABLE FOUNDATION -
 STERLING

PAGE 49
 10591202
 DECEMBER 31, 2000
 THROUGH DECEMBER 31, 2001

TRD DATE	** SECURITIES SOLD **	UNIT COST	SALE PRICE	SHARES/PAR	COST	PROCEEDS	INTEREST	REALIZED GAIN/(LOSS)
TOTAL TRANSACTIONS EFFECTIVE AND SETTLED WITHIN THE CURRENT PERIOD								
		9,932,796.10	11,101,724.82	1.00		1,168,928.72		
TOTAL TRANSACTIONS THAT SETTLED WITHIN THE CURRENT PERIOD								
		9,932,796.10	11,101,724.82	2.00		1,168,928.72		
TOTAL TRANSACTIONS EFFECTIVE IN THE PERIOD								
		9,932,796.10	11,101,724.82	3.00		1,168,928.72		

9,648.46 COMM
 193.20 FEE

BT RETIREMENT SERVICES INC

MONTHLY SECURITY TRANSACTION REPORT

GLOBAL ASSETS - DB

ACCOUNT 121324 COMBINED ACCOUNT

FROM 01/01/2001 TO 01/31/2001
THE MARSHALL L AND PERRINE D.
MCCUNE CHARITABLE FOUNDATION
COMBINED ACCOUNT

PREPARED ON ACCRUAL BASIS (TRADE-DATED)
02/16/01 NAMEEH PAGE 1

*****A C Q U I R E D*****
NUMBER OF UNIT COST SHRS OR \$ PAR
UNIT COST NUMBER OF SHRS OR \$ PAR BOOK VALUE PROCEEDS UNIT GAIN OR LOSS -

FIXED INCOME
TEMPORARY INVESTMENTS
INSTITUTIONAL LIQUID ASSETS FUND
INSTITUTIONAL LIQUID ASSETS FUND
BT INSTITUTIONAL LIQUID ASSETS FUND
INVESTMENT ACTIVITY 5,113,882 05 5,113,882 05 100 00 2,888,844 88 2,888,844 88 2,888,844 88 100 00 00

GOVERNMENTAL OBLIGATIONS
US GOVERNMENT SECURITIES
TREASURY NOTES

U S GOVERNMENT TREASURY NOTES
3 825% DTD 15JAN1988 DUE 15JAN2008 (IIN)
ACCRETION/AMORTIZATION 00 00 00 166 42 00 00 00 00

UNITED STATES TREASURY NOTE
3 875% DTD 15JAN1989 DUE 15JAN2008 (IIN)
ACCRETION/AMORTIZATION 00 00 00 00 00 113.31 00 00 00

UNITED STATES TREAS MTS
DTD 02/15/1989 4 750% 02/15/2004
INVESTMENT ACTIVITY 800,000 00 785,513 88 88 44 210,000 00 208,810 03 208,810 03 208,245 31 88 84 435 28
ACCRETION/AMORTIZATION 00 00 00 00 00 00 00 00 00 00 00 00 00 00
SECURITY TOTAL* 800,000 00 785,557.14 *** 210,000 00 208,810.03 208,810.03 208,245 31 ***** 435 28

BT RETIREMENT SERVICES INC

ACCOUNT 121324 COMBINED ACCOUNT

MCCUNE FOUNDATION - COMBINED ACCT

GLOBAL ASSETS - DB
 PREPARED ON ACCRUAL BASIS (TRADE-DATED)
 02/16/01 N3MEEH PAGE 4

SECURITY TRANSACTION REPORT
 MONTHLY
 FROM 01/01/2001 TO 01/31/2001

GLOBAL ASSETS - DB

*****A C Q U I R E D*****
 *****S P O S E D*****
 GAIN OR LOSS

UNIT	COST	SHRS OR \$ PAR	UNIT	COST	SHRS OR \$ PAR	BOOK VALUE	PROCEEDS	UNIT	GAIN OR LOSS
240,000	00	00	260,888	54	108	81	00	00	00
INVESTMENT ACTIVITY									
ACCRETION/AMORTIZATION									
**SECURITY TOTAL*	240,000	00	260,888	54	108	81	00	00	00
FEDERAL STATES TREAS BD									
DTD 08/16/1998 @ 125% 08/15/2028									
INVESTMENT ACTIVITY									
ACCRETION/AMORTIZATION									
**SECURITY TOTAL*	240,000	00	260,888	54	108	81	00	00	00
**TOTAL TREASURY BONDS									
INVESTMENT ACTIVITY									
ACCRETION/AMORTIZATION									
**TOTALS FOR CATEGORY	348,703	13	348,703	13	102,268	82	107,189	38	5,278
FEDERAL AGENCY OBLIGATIONS									
NATIONAL MORTGAGE ASSOCIATIONS									
FEDERAL NATL MTG ASSN									
GTD MTG PASS THRU CTF POOL #000381									
04/25/2021 PD									
PAYMENT/MATURITY									
ACCRETION/AMORTIZATION									
**SECURITY TOTAL*	108	60	108	60	2,601	83	3,184	73	562
FEDERAL NATL MTG ASSN									
BENCHMARK NT DTD 02/28/1998									
S 125% 02/13/2004									
INVESTMENT ACTIVITY									
ACCRETION/AMORTIZATION									
**SECURITY TOTAL*	350,000	00	338,437	41	350,000	00	348,691	41	8,254

Bankers Trust Company
 A subsidiary of Deutsche Bank

BT RETIREMENT SERVICES INC
SECURITY TRANSACTION REPORT
MONTHLY
FROM 01/01/2001 TO 01/31/2001
MCCUNE FOUNDATION - COMBINED ACCT
PREPARED ON ACCRUAL BASIS (TRADE-DATED)
02/18/01 N3MEH PAGE 8

*****A C Q U I R E D*****		*****D I S P O S E D*****		UNIT GAIN OR LOSS-	
NUMBER OF	COST	NUMBER OF	BOOK VALUE	UNIT	PROCEEDS
SHRS OR \$ PAR		SHRS OR \$ PAR		PROC	
00	00	150,000.00	182,718.40	185,734.10	110.48
INVESTMENT ACTIVITY					
FEDERAL NATL MTG ASSN 01/14/2000 7 250% 01/15/2010					
00	00	00	00	00	00
FEDERAL NATL MTG ASSN MEDIUM TERM NTS SER A DTD 02/01/1988 @ 100% 02/04/2008					
00	00	00	00	00	00
ACCRETION/AMORTIZATION					
00	10.83	00	00	00	00
FEDERAL NATIONAL MORTGAGE ASSOCIATION 0 000% DTD 01APR1997 DUE 01JUL2028					
00	00	00	00	00	00
ACCRETION/AMORTIZATION					
00	00	4.93	00	00	00
FEDERAL NATL MTG ASSN GTD MTG PASS THRU CTF POOL #252570 @ 500% 08/01/2028					
00	00	300,000.78	285,125.77	287,750.77	89.25
INVESTMENT ACTIVITY					
FEDERAL NATL MTG ASSN GTD MTG PASS THRU CTF POOL #445254 @ 500% 12/01/2013					
00	00	00	00	00	00
ACCRETION/AMORTIZATION					
00	84.88	00	00	00	00
FEDERAL NATL MTG ASSN GTD MTG PASS THRU CTF POOL #448455 @ 500% 11/01/2013					
00	00	13,471.78	13,280.40	13,471.78	100.00
ACCRETION/AMORTIZATION					
00	84.88	00	00	00	00
**SECURITY TOTAL*					
00	00	16,228.49	16,018.90	16,228.49	100.00
ACCRETION/AMORTIZATION					
00	72.55	00	00	00	00
FEDERAL NATL MTG ASSN GTD MTG PASS THRU CTF POOL #448455 @ 500% 11/01/2013					
00	00	16,228.49	16,018.90	16,228.49	100.00
ACCRETION/AMORTIZATION					
00	72.55	00	00	00	00
**SECURITY TOTAL*					

*****A C Q U I R E D*****
 NUMBER OF UNIT COST SHRS OR \$ PAR
 FEDERAL NATL MTG ASSN GTD MTG PASS THRU CTF POOL #453894 9 000% 11/01/2013
 PAYMENT/MATURITY ACCRETION/AMORTIZATION
 00 00 00 00
 **SECURITY TOTAL* 00

*****A C Q U I R E D*****
 NUMBER OF UNIT COST SHRS OR \$ PAR
 FEDERAL NATL MTG ASSN GTD MTG PASS THRU CTF POOL #458203 5 500% 12/01/2013
 PAYMENT/MATURITY ACCRETION/AMORTIZATION
 00 00 00 00
 **SECURITY TOTAL* 00

*****A C Q U I R E D*****
 NUMBER OF UNIT COST SHRS OR \$ PAR
 FEDERAL NATL MTG ASSN GTD MTG PASS THRU CTF POOL #458987 5 500% 12/01/2013
 PAYMENT/MATURITY ACCRETION/AMORTIZATION
 00 00 00 00
 **SECURITY TOTAL* 00

*****A C Q U I R E D*****
 NUMBER OF UNIT COST SHRS OR \$ PAR
 FEDERAL NATL MTG ASSN GTD MTG PASS THRU CTF POOL #457382 6 000% 01/01/2014
 PAYMENT/MATURITY ACCRETION/AMORTIZATION
 00 00 00 00
 **SECURITY TOTAL* 00

*****A C Q U I R E D*****
 NUMBER OF UNIT COST SHRS OR \$ PAR
 FEDERAL NATL MTG ASSN GTD MTG PASS THRU CTF POOL #457382 6 000% 01/01/2014
 PAYMENT/MATURITY ACCRETION/AMORTIZATION
 00 00 00 00
 **SECURITY TOTAL* 00

*****A C Q U I R E D*****
 NUMBER OF UNIT COST SHRS OR \$ PAR
 FEDERAL NATL MTG ASSN GTD MTG PASS THRU CTF POOL #457382 6 000% 01/01/2014
 PAYMENT/MATURITY ACCRETION/AMORTIZATION
 00 00 00 00
 **SECURITY TOTAL* 00

*****A C Q U I R E D*****
 NUMBER OF UNIT COST SHRS OR \$ PAR
 FEDERAL NATL MTG ASSN GTD MTG PASS THRU CTF POOL #457382 6 000% 01/01/2014
 PAYMENT/MATURITY ACCRETION/AMORTIZATION
 00 00 00 00
 **SECURITY TOTAL* 00

*****A C Q U I R E D*****
 NUMBER OF UNIT COST SHRS OR \$ PAR
 FEDERAL NATL MTG ASSN GTD MTG PASS THRU CTF POOL #457382 6 000% 01/01/2014
 PAYMENT/MATURITY ACCRETION/AMORTIZATION
 00 00 00 00
 **SECURITY TOTAL* 00

FROM 01/01/2001 TO 01/31/2001

*****A C Q U I R E D*****
 NUMBER OF UNIT COST SHRS OR \$ PAR
 FEDERAL NATL MTG ASSN GTD MTG PASS THRU CTF POOL #453894 9 000% 11/01/2013
 PAYMENT/MATURITY ACCRETION/AMORTIZATION
 00 00 00 00
 **SECURITY TOTAL* 00

*****A C Q U I R E D*****
 NUMBER OF UNIT COST SHRS OR \$ PAR
 FEDERAL NATL MTG ASSN GTD MTG PASS THRU CTF POOL #458203 5 500% 12/01/2013
 PAYMENT/MATURITY ACCRETION/AMORTIZATION
 00 00 00 00
 **SECURITY TOTAL* 00

*****A C Q U I R E D*****
 NUMBER OF UNIT COST SHRS OR \$ PAR
 FEDERAL NATL MTG ASSN GTD MTG PASS THRU CTF POOL #458987 5 500% 12/01/2013
 PAYMENT/MATURITY ACCRETION/AMORTIZATION
 00 00 00 00
 **SECURITY TOTAL* 00

*****A C Q U I R E D*****
 NUMBER OF UNIT COST SHRS OR \$ PAR
 FEDERAL NATL MTG ASSN GTD MTG PASS THRU CTF POOL #457382 6 000% 01/01/2014
 PAYMENT/MATURITY ACCRETION/AMORTIZATION
 00 00 00 00
 **SECURITY TOTAL* 00

*****A C Q U I R E D*****
 NUMBER OF UNIT COST SHRS OR \$ PAR
 FEDERAL NATL MTG ASSN GTD MTG PASS THRU CTF POOL #457382 6 000% 01/01/2014
 PAYMENT/MATURITY ACCRETION/AMORTIZATION
 00 00 00 00
 **SECURITY TOTAL* 00

*****A C Q U I R E D*****
 NUMBER OF UNIT COST SHRS OR \$ PAR
 FEDERAL NATL MTG ASSN GTD MTG PASS THRU CTF POOL #457382 6 000% 01/01/2014
 PAYMENT/MATURITY ACCRETION/AMORTIZATION
 00 00 00 00
 **SECURITY TOTAL* 00

*****A C Q U I R E D*****
 NUMBER OF UNIT COST SHRS OR \$ PAR
 FEDERAL NATL MTG ASSN GTD MTG PASS THRU CTF POOL #457382 6 000% 01/01/2014
 PAYMENT/MATURITY ACCRETION/AMORTIZATION
 00 00 00 00
 **SECURITY TOTAL* 00

*****A C Q U I R E D*****
 NUMBER OF UNIT COST SHRS OR \$ PAR
 FEDERAL NATL MTG ASSN GTD MTG PASS THRU CTF POOL #457382 6 000% 01/01/2014
 PAYMENT/MATURITY ACCRETION/AMORTIZATION
 00 00 00 00
 **SECURITY TOTAL* 00

BT RETIREMENT SERVICES INC

ACCOUNT 121324 COMBINED ACCOUNT

MC CUNE FOUNDATION - COMBINED ACCT

GLOBAL ASSETS - DB
 PREPARED ON ACCRUAL BASIS (TRADE-DATED)
 02/18/01 NAME# PAGE 7

SECURITY TRANSACTION REPORT
 MONTHLY
 FROM 01/01/2001 TO 01/31/2001

*****A C Q U I R E D*****
 NUMBER OF UNIT COST SHRS OR \$ PAR
 *****S E L L*****
 GAIN OR LOSS

FEDERAL NATL MTG ASSN B 500% 03/01/2014
 GTD MTG PASS THRU CTF POOL #488788

PAYMENT/MATURITY 00 00 00
 ACCRETION/AMORTIZATION 00 00 00

FEDERAL NATL MTG ASSN 8 500% 07/01/2029
 GTD MTG PASS THRU CTF POOL #508538

PAYMENT/MATURITY 00 00 00
 ACCRETION/AMORTIZATION 00 00 00

FEDERAL NATL MTG ASSN 8 500% 10/01/2028
 GTD MTG PASS THRU CTF POOL #535338

PAYMENT/MATURITY 00 00 00
 ACCRETION/AMORTIZATION 00 00 00

FEDERAL NATL MTG ASSN 8 500% 10/01/2028
 GTD MTG PASS THRU CTF POOL #535338

PAYMENT/MATURITY 00 00 00
 ACCRETION/AMORTIZATION 00 00 00

GOVERNMENT NATL MTG ASSN 7.000% 02/15/2024
 PASS THRU CTF POOL #351425

PAYMENT/MATURITY 00 00 00
 ACCRETION/AMORTIZATION 00 00 00

GOVERNMENT NATL MTG ASSN 7.000% 02/15/2024
 PASS THRU CTF POOL #351425

PAYMENT/MATURITY 00 00 00
 ACCRETION/AMORTIZATION 00 00 00

**SECURITY TOTAL* 00 00 00

PAYMENT/MATURITY 00 00 00
 ACCRETION/AMORTIZATION 00 00 00

**SECURITY TOTAL* 00 00 00

PAYMENT/MATURITY 00 00 00
 ACCRETION/AMORTIZATION 00 00 00

**SECURITY TOTAL* 00 00 00

PAYMENT/MATURITY 00 00 00
 ACCRETION/AMORTIZATION 00 00 00

**SECURITY TOTAL* 00 00 00

PAYMENT/MATURITY 00 00 00
 ACCRETION/AMORTIZATION 00 00 00

**SECURITY TOTAL* 00 00 00

PAYMENT/MATURITY 00 00 00
 ACCRETION/AMORTIZATION 00 00 00

**SECURITY TOTAL* 00 00 00

A subsidiary of Deutsche Bank

Bankers Trust Company

ACCOUNT 121324 COMBINED ACCOUNT

MONTHLY
FROM 01/01/2001 TO 01/31/2001

PREPARED ON ACCRUAL BASIS (TRADE-DATED)
02/16/01 NAMEEH PAGE 8

*****A C Q U I R E D*****

NUMBER OF SHRS OR \$ PAR COST

BOOK VALUE

PROCEEDS

UNIT

LOSS

GAIN

December 31 2001

Marshall L. and

McCune Charitable Foundation Inc

EIN 85-0429439

Statement 23

Page 132 of 240

DESCRIPTION	UNIT	SHRS OR \$ PAR	COST	BOOK VALUE	PROCEEDS	UNIT	LOSS	GAIN
GOVERNMENT NATL MTG ASSN PASS THRU CTF POOL #384815 8 500% 05/15/2024	00	00	00	3,782.78	3,782.78	00	00	43.47
PAYMENT/MATURITY	00	00	00	3,739.31		00	00	43.47
FREE RECEIPTS/DELIVERIES	00	00	00	1,881.82		00	00	00
ACCRETION/AMORTIZATION	00	00	8.81	1,859.03		00	00	00
**SECURITY TOTAL*	00	00	8.81	5,784.60	5,898.34	00	00	43.47
GOVERNMENT NATL MTG ASSN PASS THRU CTF POOL #380853 8 500% 04/15/2024	00	00	00	582.11	582.11	00	00	18.53
PAYMENT/MATURITY	00	00	00	575.58		00	00	18.53
ACCRETION/AMORTIZATION	00	00	27.31	582.11		00	00	00
**SECURITY TOTAL*	00	00	27.31	575.58	582.11	00	00	18.53
GOVERNMENT NATL MTG ASSN PASS THRU CTF POOL #388578 8 500% 04/15/2024	00	00	00	8,917.54	8,917.54	00	00	80.40
PAYMENT/MATURITY	00	00	00	8,817.54		00	00	80.40
ACCRETION/AMORTIZATION	00	00	8.83	8,917.54		00	00	00
**SECURITY TOTAL*	00	00	8.83	8,917.54	8,917.54	00	00	80.40
GOVERNMENT NATL MTG ASSN PASS THRU CTF POOL #374824 8 500% 02/15/2024	00	00	00	256.07	256.07	00	00	7.14
PAYMENT/MATURITY	00	00	00	248.93		00	00	7.14
ACCRETION/AMORTIZATION	00	00	15.87	256.07		00	00	00
**SECURITY TOTAL*	00	00	15.87	248.93	256.07	00	00	7.14

*****A C Q U I R E D*****
*****D I S P O S E D*****
GAIN OR LOSS

NUMBER OF SHRS OR \$ PAR COST
UNIT COST
NUMBER OF SHRS OR \$ PAR BOOK VALUE
UNIT PROCEEDS
UNIT PROC

UNIT	PROCEEDS	UNIT	PROC	UNIT	PROCEEDS	UNIT	PROC	UNIT	PROCEEDS	UNIT	PROC
00	1,558 28	00	1,558 13	00	1,558 28	00	1,558 13	00	1,558 28	00	1,558 13
00	00	00	00	00	00	00	00	00	00	00	00
00	106 04	00	106 04	00	106 04	00	106 04	00	106 04	00	106 04
00	00	00	00	00	00	00	00	00	00	00	00
00	00	00	00	00	00	00	00	00	00	00	00
00	1,409 78	00	1,409 78	00	1,409 78	00	1,409 78	00	1,409 78	00	1,409 78
00	00	00	00	00	00	00	00	00	00	00	00
00	27 26	00	27 26	00	27 26	00	27 26	00	27 26	00	27 26
00	00	00	00	00	00	00	00	00	00	00	00
00	1,409 78	00	1,409 78	00	1,409 78	00	1,409 78	00	1,409 78	00	1,409 78
00	00	00	00	00	00	00	00	00	00	00	00
00	7,488 15	00	7,488 15	00	7,488 15	00	7,488 15	00	7,488 15	00	7,488 15
00	00	00	00	00	00	00	00	00	00	00	00
00	188 55	00	188 55	00	188 55	00	188 55	00	188 55	00	188 55
00	00	00	00	00	00	00	00	00	00	00	00
00	7,488 15	00	7,488 15	00	7,488 15	00	7,488 15	00	7,488 15	00	7,488 15
00	00	00	00	00	00	00	00	00	00	00	00
00	8,385 04	00	8,385 04	00	8,385 04	00	8,385 04	00	8,385 04	00	8,385 04
00	00	00	00	00	00	00	00	00	00	00	00
00	8,423 89	00	8,423 89	00	8,423 89	00	8,423 89	00	8,423 89	00	8,423 89
00	00	00	00	00	00	00	00	00	00	00	00
00	8,385 04	00	8,385 04	00	8,385 04	00	8,385 04	00	8,385 04	00	8,385 04
00	00	00	00	00	00	00	00	00	00	00	00
00	8,404 85	00	8,404 85	00	8,404 85	00	8,404 85	00	8,404 85	00	8,404 85
00	00	00	00	00	00	00	00	00	00	00	00
00	8,385 04	00	8,385 04	00	8,385 04	00	8,385 04	00	8,385 04	00	8,385 04
00	00	00	00	00	00	00	00	00	00	00	00
00	8,385 04	00	8,385 04	00	8,385 04	00	8,385 04	00	8,385 04	00	8,385 04
00	00	00	00	00	00	00	00	00	00	00	00

OTHER FEDERAL AGENCIES

FEDERAL HOME LN MTG CORP
PARTN CTF GROUP #E78214
8 00% 04/01/2014

PAYMENT/MATURITY
ACCRETION/AMORTIZATION

FEDERAL HOME LN MTG CORP
PARTN CTF GROUP #E70883
8 500% 08/01/2013

PAYMENT/MATURITY
ACCRETION/AMORTIZATION

FEDERAL HOME LN MTG CORP
PARTN CTF GROUP #E73309
8.000% 11/01/2013

PAYMENT/MATURITY
ACCRETION/AMORTIZATION

FEDERAL HOME LN MTG CORP
PARTN CTF GROUP #E62090
7 500% 10/01/2008

PAYMENT/MATURITY
ACCRETION/AMORTIZATION

**SECURITY TOTAL*

Marshall L and D McCune Charitable Foundation Inc EIN 85 0429439

Marshall L. and Doreen D. McCune Charitable Foundation Inc EIN 85-0429439
 December 31 2001

BT RETIREMENT SERVICES INC
 ACCOUNT 121324 COMBINED ACCOUNT
 SECURITY TRANSACTION REPORT
 GLOBAL ASSETS - DB
 FROM 01/01/2001 TO 01/31/2001
 PREPARED ON ACCRUAL BASIS (TRADE-DATED)
 02/16/01 NAMEEH PAGE 11

*****A C Q U I R E D*****		D I S P O S E D*****		PROCEEDS		GAIN OR LOSS	
NUMBER OF	SHRS DR \$ PAR	COST	UNIT	BOOK	VALUE	UNIT	PROCEEDS
00	00	00	00	00	00	103.47	103.47
PAYMENT/MATURITY							
ACCRETION/AMORTIZATION							
00	00	73.42	00	00	00	00	00
FEDERAL HOME LN MTG CORP							
PARTN CTF GROUP #G10785							
5.500% 02/01/2012							
*****SECURITY TOTAL*****							
00	00	73.42	00	00	00	103.47	103.47
PAYMENT/MATURITY							
ACCRETION/AMORTIZATION							
00	00	83.88	00	00	00	80.28	80.28
FEDERAL HOME LN MTG CORP							
PARTN CTF GROUP #C00843							
6.500% 08/01/2028							
*****SECURITY TOTAL*****							
00	00	83.88	00	00	00	80.28	80.28
PAYMENT/MATURITY							
ACCRETION/AMORTIZATION							
00	00	38.12	00	00	00	70.63	70.63
FEDERAL HOME LOAN MORTGAGE CORPORATION							
POOL #C00972							
8.0% DTD 01APR2000 DUE 01APR2030							
*****SECURITY TOTAL*****							
00	00	38.12	00	00	00	70.63	70.63
PAYMENT/MATURITY							
ACCRETION/AMORTIZATION							
00	00	1,282.88	00	00	00	1,301.75	1,301.75
FEDERAL HOME LOAN MORTGAGE CORPORATION							
POOL #C00972							
8.0% DTD 01APR2000 DUE 01APR2030							
*****SECURITY TOTAL*****							
00	00	1,282.88	00	00	00	1,301.75	1,301.75
PAYMENT/MATURITY							
ACCRETION/AMORTIZATION							
00	00	1,282.88	00	00	00	1,292.88	1,292.88
*****SECURITY TOTAL*****							

ACCOUNT 121324 COMBINED ACCOUNT

MCCUNE FOUNDATION - COMBINED ACCT
 FROM 01/01/2001 TO 01/31/2001

PREPARED ON ACCRUAL BASIS (TRADE-DATED)
 02/16/01 N3MEEH PAGE 12

*****A C Q U I R E D*****
 *****D I S P O S E D*****
 GAIN OR LOSS

December 31 2001

Marshall L. and

McCune Charitable Foundation Inc

EIN 85-0429439

Statement 23
 Page 136 of 240

UNIT	PROCEEDS	BOOK VALUE	SHRS OR \$ PAR	UNIT COST	SHRS OR \$ PAR	UNIT COST	UNIT	PROCEEDS	BOOK VALUE	SHRS OR \$ PAR	UNIT COST	SHRS OR \$ PAR	UNIT COST
00	309 33	308 88	308 33	2 05	00	2 05	00	309 33	308 88	308 33	2 05	00	2 05
00	00	00	00	00	00	00	00	00	00	00	00	00	00
00	100.00	100.00	100.00	00	00	00	00	100.00	100.00	100.00	00	00	00
00	309 33	308 88	308 33	2 05	00	2 05	00	309 33	308 88	308 33	2 05	00	2 05
00	00	00	00	00	00	00	00	00	00	00	00	00	00
00	100.00	100.00	100.00	00	00	00	00	100.00	100.00	100.00	00	00	00
00	339.48	328.25	339.48	13.43	00	13.43	00	339.48	328.25	339.48	13.43	00	13.43
00	00	00	00	00	00	00	00	00	00	00	00	00	00
00	100.00	100.00	100.00	00	00	00	00	100.00	100.00	100.00	00	00	00
00	335.78	312.18	335.78	41.38	00	41.38	00	335.78	312.18	335.78	41.38	00	41.38
00	00	00	00	00	00	00	00	00	00	00	00	00	00
00	100.00	100.00	100.00	00	00	00	00	100.00	100.00	100.00	00	00	00
00	335.78	312.18	335.78	41.38	00	41.38	00	335.78	312.18	335.78	41.38	00	41.38
00	00	00	00	00	00	00	00	00	00	00	00	00	00
00	100.00	100.00	100.00	00	00	00	00	100.00	100.00	100.00	00	00	00
00	141.80	132.24	141.80	18.45	00	18.45	00	141.80	132.24	141.80	18.45	00	18.45
00	00	00	00	00	00	00	00	00	00	00	00	00	00
00	100.00	100.00	100.00	00	00	00	00	100.00	100.00	100.00	00	00	00
00	141.80	132.24	141.80	18.45	00	18.45	00	141.80	132.24	141.80	18.45	00	18.45

FEDERAL HOME LN MTG CORP
 PARTN CTF GROUP #C01050
 7.500% 08/01/2030

FEDERAL HOME LN MTG CORP
 PARTN CTF GROUP #C25588
 8.500% 04/01/2028

FEDERAL HOME LN MTG CORP
 PARTN CTF GROUP #C32488
 8.500% 11/01/2028

FEDERAL HOME LN MTG CORP
 PARTN CTF GROUP #C36048
 8.500% 02/01/2030

BT RETIREMENT SERVICES INC. SECURITY TRANSACTION REPORT MONTHLY

ACCOUNT 121324 COMBINED ACCOUNT FROM 01/01/2001 TO 01/31/2001

GLOBAL ASSETS - DB PREPARED ON ACCRUAL BASIS (TRADE-DATED) 02/18/01 NAMEEH PAGE 15

*****A C Q U I R E D*****
 NUMBER OF UNIT COST NUMBER OF SHRS OR \$ PAR COST
 BOOK VALUE PROCEEDS UNIT GAIN OR LOSS

POLAND GLOBAL ISIN #XS0053583289 DTD 10/27/1994 STEP UP 10/27/2024

ACCRETION/AMORTIZATION 68 91 00 00 00 00 00 00

CENTRAL BANK PHILIPPINES ISIN#XS0038982281

ACCRETION/AMORTIZATION 41 23 00 00 00 00 00 00

BRAZIL FEDERATIVE REP 14 500% 10/15/2008

ACCRETION/AMORTIZATION 00 00 00 00 00 00 00 00

UNITED MEXICAN STATES 11 375% 08/15/2018

ACCRETION/AMORTIZATION 00 00 00 00 00 00 00 00

ISIN # US593048BA88

ACCRETION/AMORTIZATION 00 00 00 00 00 00 00 00

MEXICO-UNITED MEXICAN STS GLOBAL NT DTD 03/12/1998 8 825% 03/12/08

ISIN# US5903048BF5

ACCRETION/AMORTIZATION 00 00 00 00 00 00 00 00

INVESTMENT ACTIVITY 71,027 83 71,027 83 72,380 00 100.50

ACCRETION/AMORTIZATION 00 00 00 00 00 00 00 00

**SECURITY TOTAL* 72,380 00 72,380 00 72,380 00 100.50

PHILIPPINES(REPUBLIC OF) 10 825% 18MAR2000 18MAR2025

INVESTMENT ACTIVITY 24,847 22 24,847 22 21,200 00 84.80

ACCRETION/AMORTIZATION 00 00 00 00 00 00 00 00

**SECURITY TOTAL* 24,847 22 24,847 22 21,200 00 84.80

INVESTMENT ACTIVITY 5,838,818 88 5,838,818 88 5,665,634 82

PAYMENT/MATURITY ***** 110,871.17 *****

**TOTAL GOVERNMENTAL OBLIGATIONS 26,819.03 1,771.88

BT RETIREMENT SERVICES INC. ACCOUNT 121324 COMBINED ACCOUNT
 SECURITY TRANSACTION REPORT MONTHLY FROM 01/01/2001 TO 01/31/2001
 GLOBAL ASSETS - DB PREPARED ON ACCRUAL BASIS (TRADE-DATED) 02/16/01 NAMEEH PAGE 16

*****A C Q U I R E D*****
 NUMBER OF SHRS OR \$ PAR COST UNIT COST
 FREE RECEIPTS/DELIVERIES*****
 ACCRETION/AMORTIZATION 1,640 52 *****
 TOTALS FOR CATEGORY ***
 CORPORATE OBLIGATIONS
 DOMESTIC CORPORATE OBLIGATIONS
 AT&T AND SUBSIDIARIES OBLIGATIONS

AT&T CORP
 DTD 03/28/1998 @ 5.00% 03/15/2029
 ACCRETION/AMORTIZATION 137 28 00 00 00 00
 NON-AT&T TELEPHONE OBLIGATIONS

 ALLEGIANCE TELECOM INC
 SR NT DTD 07/07/1988 12 875%
 05/15/2008

ASIA GLOBAL CROSSING LTD
 SERIES 144A
 13 375% DTD 120CT2000 DUE 15OCT2010
 ACCRETION/AMORTIZATION 00 00 00 00 00 00
 CHARTER COMMUNICATIONS HLDGS
 10 250% DTD 12JAN2000 DUE 15JAN2010
 INVESTMENT ACTIVITY
 ACCRETION/AMORTIZATION 00 00 00 00 00 00

**SECURITY TOTAL*
 2 01 *****
 10,000 00 9,845 14 9,800 00 88.00 154 88
 2 01 00 00 00 00 00 00 154 88

ASIA GLOBAL CROSSING LTD
 SERIES 144A
 13 375% DTD 120CT2000 DUE 15OCT2010
 ACCRETION/AMORTIZATION 00 00 00 00 00 00
 CHARTER COMMUNICATIONS HLDGS
 10 250% DTD 12JAN2000 DUE 15JAN2010
 INVESTMENT ACTIVITY
 ACCRETION/AMORTIZATION 00 00 00 00 00 00

**SECURITY TOTAL*
 2 01 *****
 10,000 00 9,845 14 9,800 00 88.00 154 88
 2 01 00 00 00 00 00 00 154 88

Marshall L. and Frances D. McCune Charitable Foundation Inc
 EIN 85-0429439
 December 31, 2001

BT RETIREMENT SERVICES INC
 ACCOUNT 121324 COMBINED ACCOUNT
 SECURITY TRANSACTION REPORT
 MONTHLY
 FROM 01/01/2001 TO 01/31/2001
 MCCUNE FOUNDATION - COMBINED ACCT
 PREPARED ON ACCRUAL BASIS (TRADE-DATED)
 02/18/01 NAMEEH PAGE 17

*****A C Q U I R E D*****	NUMBER OF UNIT	COST	NUMBER OF SHRS OR \$ PAR	BOOK VALUE	PROCEEDS	UNIT GAIN OR LOSS
COX COMMUNICATIONS INC NEW NOTES						
7.750% DTD 07NOV2000 DUE 01NOV2010						
ACCRETION/AMORTIZATION	00	4 18	00	00	00	00
ECHOSTAR BROADBAND CORP						
10 378% DTD 22SEP2000 DUE 01OCT2007						
SERIES 144A						
INVESTMENT ACTIVITY	00	00	00	00	00	00
ACCRETION/AMORTIZATION	00	5 82	00	4,831.00	5,225.00	284.00
SECURITY TOTAL*	00	5 82 ***	5,000.00	4,831.00	5,225.00 *****	284.00
EXDUS COMMUNICATIONS INC						
SENIOR NOTE						
11 625% DTD 08JUL2000 DUE 15JUL2010						
CAPITAL CHANGE	00	00	00	5,000.00	5,000.00	00
FAIRPOINT COMMUNICATIONS INC						
SR SUB NT						
12 500% DTD 24MAY2000 DUE 01MAY2010						
INVESTMENT ACTIVITY	00	00	00	5,000.00	4,925.00	75.00
FRONTIER CORP						
DEALER REMARKETABLE SECS						
DTD 08/21/1998 @ 000% 10/15/2003						
ACCRETION/AMORTIZATION	00	37 82	00	00	00	00
GLOBAL CROSSING HLDS LTD						
SR NT DTD 05/18/1998 @ 825% 05/15/08						
INVESTMENT ACTIVITY	00	00	00	10,000.00	9,494.75	287.75
ACCRETION/AMORTIZATION	00	12 73	00	10,000.00	9,494.75	287.75
SECURITY TOTAL*	00	12 73 ***	10,000.00	9,494.75	9,762.50 *****	287.75

*****A Q U I R E D*****
 UNIT COST NUMBER OF SHRS OR \$ PAR BOOK VALUE PROCEEDS UNIT GAIN OR LOSS

GLOBAL CROSS HLDG LTD	8 700% DTD 29JAN2001 01AUG2007	10,000 00	8,914 80	88 15	10,000 00	8,915 07	8,937 50	88 38	22 43
INVESTMENT ACTIVITY		10,000 00			10,000 00				
ACCRETION/AMORTIZATION		00	27	00	00	00	00	00	00
SECURITY TOTAL*		10,000 00	8,915 07	***	10,000 00	8,915 07	8,937 50	*****	22 43
MGC COMMUNICATIONS INC	13 00% DTD 24MAR2000 DUE 01APR2010	.00			.00				.00
ACCRETION/AMORTIZATION		.00			.00				.00
**SECURITY TOTAL*		30,000 00	30,881 25	102 27	00	3.68	00	.00	00
INVESTMENT ACTIVITY		30,000 00			30,000 00				
ACCRETION/AMORTIZATION		00	.00	00	00	3.68	00	.00	00
SECURITY TOTAL*		30,000 00	30,881 25	***	30,000 00	3.68	00	*****	.00
NEXTEL COMMUNICATIONS INC	8 375% DTD 12NOV1888 DUE 15NOV2008	20,000.00	18,382 50	88 81	130,000 00	124,881 82	129,018 75	88 25	4,158 93
INVESTMENT ACTIVITY		20,000.00			130,000 00				
ACCRETION/AMORTIZATION		00	31 73	00	00	00	00	00	00
SECURITY TOTAL*		20,000 00	18,384 23	***	130,000 00	124,881 82	128,018 75	*****	4,158 93
NEXTEL COMMUNICATIONS INC	8 50% DTD 28JAN01 DUE 01FEB2011	145,000 00			145,000 00				
INVESTMENT ACTIVITY		145,000 00			145,000 00				

EIN 85-0429439

Inc

D McCune Charitable Foundation

December 31 2001

GLOBAL ASSETS - DB
SECURITY TRANSACTION REPORT
MONTHLY
FROM 01/01/2001 TO 01/31/2001
MCCUNE FOUNDATION - COMBINED ACCT
PREPARED ON ACCRUAL BASIS (TRADE-DATED)
PAGE 21
02/18/01 NAMEEH

*****A C Q U I R E D*****
NUMBER OF UNIT COST
NUMBER OF SHRS OR \$ PAR
BOOK VALUE
PROCEEDS
UNIT
GAIN OR LOSS

DESCRIPTION	NUMBER OF UNIT	COST	NUMBER OF SHRS OR \$ PAR	BOOK VALUE	PROCEEDS	UNIT	GAIN OR LOSS
BT RETIREMENT SERVICES INC							
ACCOUNT 121324 COMBINED ACCOUNT							
DOMINION RES INC VA NEW	15,000	00	15,578	85	103	88	00
INVESTMENT ACTIVITY							
7.000% DTD 25JAN2001 DUE 31JAN2003							
INVESTMENT ACTIVITY	50,000	00	49,863	50	34	83	00
ACCRETION/AMORTIZATION							
SECURITY TOTAL*	50,000	00	49,863	84	***		00
NORSK HYDRO AS							
7.250% DTD 23SEP1997 DUE 23SEP2027							
ACCRETION/AMORTIZATION	00		30	78			00
TOTAL ELECTRIC UTILITIES	***		70,542	35	*****		00
INVESTMENT ACTIVITY	*****		31	52	*****		00
ACCRETION/AMORTIZATION	*****		70,573	87	*****		00
TOTALS FOR CATEGORY	***		81,034	85	*****		00
GAS UTILITIES							
CREDIT SUISSE FIRST BOSTON MTG SECS							
CDML MTG PASS THRU CTF 1997-C2							
CL A-X IO 11/17/2022							
ACCRETION/AMORTIZATION	00		3,224	57			00
OIL INDUSTRIALS							
ACCRETION/AMORTIZATION	00						00

BT RETIREMENT SERVICES INC

ACCOUNT 121324 COMBINED ACCOUNT

MCCUNE FOUNDATION - COMBINED ACCT

SECURITY TRANSACTION REPORT

MONTHLY

FROM 01/01/2001 TO 01/31/2001

GLOBAL ASSETS - DB

PREPARED ON ACCRUAL BASIS (TRADE-DATED)

02/18/01 NMEETH PAGE 25

December 31, 2001

Marshall L and D McCune Charitable Foundation Inc

EIN 85-0429439

Statement 23

Page 149 of 240

*****A C Q U I R E D*****	NUMBER OF	SHRS OR \$ PAR	COST	UNIT	COST	NUMBER OF	SHRS OR \$ PAR	BOOK	VALUE	PROCEEDS	UNIT	GAIN OR
												LOSS
CHRYSLER CORP												
7.450% 03/01/2027												
ACCRETION/AMORTIZATION	00	10 07	00	00	00	00	00	00	00	00	00	00
CHRYSLER CORP												
DEB												
7.450% 02/01/2087												
INVESTMENT ACTIVITY	75,000	83 10	62,328.50	00	00	00	00	00	00	00	00	00
ACCRETION/AMORTIZATION	00		2.48	00	00	00	00	00	00	00	00	00
**SECURITY TOTAL*	75,000		62,328.98	00	00	00	00	00	00	00	00	00
DLJ MTG ACCEPTANCE CO												
1985-CF2 TRANCHE A-1A												
8 BBOX DTD 13DEC1985 DUE 17DEC2027												
PAYMENT/MATURITY	00	00	00	00	00	00	00	00	00	00	00	00
ACCRETION/AMORTIZATION	00	00	00	00	00	00	00	00	00	00	00	00
**SECURITY TOTAL*	00	00	00	00	00	00	00	00	00	00	00	00
DR HORTEN INC												
8.750% DTD 15SEP2000 DUE 15SEP2010												
ACCRETION/AMORTIZATION	00	3.38	00	00	00	00	00	00	00	00	00	00
DAIMLER-BENZ NORTH AMERICA CORP												
8.000% DTD 08JUN2000 DUE 15JUN2010												
INVESTMENT ACTIVITY	100,000	00 00	103,058.80	00	00	101,069	00	101 07	00	00	00	00
ACCRETION/AMORTIZATION	00	00	00	00	00	00	00	00	00	00	00	00
**SECURITY TOTAL*	100,000	00 00	103,078.81	00	00	101,069	00	101 07	00	00	00	00
CHRYSLER CORP												
DEB												
7.450% 03/01/2027												
ACCRETION/AMORTIZATION	00	10 07	00	00	00	00	00	00	00	00	00	00
CHRYSLER CORP												
DEB												
7.450% 02/01/2087												
INVESTMENT ACTIVITY	75,000	83 10	62,328.50	00	00	00	00	00	00	00	00	00
ACCRETION/AMORTIZATION	00		2.48	00	00	00	00	00	00	00	00	00
**SECURITY TOTAL*	75,000		62,328.98	00	00	00	00	00	00	00	00	00
DLJ MTG ACCEPTANCE CO												
1985-CF2 TRANCHE A-1A												
8 BBOX DTD 13DEC1985 DUE 17DEC2027												
PAYMENT/MATURITY	00	00	00	00	00	00	00	00	00	00	00	00
ACCRETION/AMORTIZATION	00	00	00	00	00	00	00	00	00	00	00	00
**SECURITY TOTAL*	00	00	00	00	00	00	00	00	00	00	00	00
DR HORTEN INC												
8.750% DTD 15SEP2000 DUE 15SEP2010												
ACCRETION/AMORTIZATION	00	3.38	00	00	00	00	00	00	00	00	00	00
DAIMLER-BENZ NORTH AMERICA CORP												
8.000% DTD 08JUN2000 DUE 15JUN2010												
INVESTMENT ACTIVITY	100,000	00 00	103,058.80	00	00	101,069	00	101 07	00	00	00	00
ACCRETION/AMORTIZATION	00	00	00	00	00	00	00	00	00	00	00	00
**SECURITY TOTAL*	100,000	00 00	103,078.81	00	00	101,069	00	101 07	00	00	00	00

BT RETIREMENT SERVICES INC SECURITY TRANSACTION REPORT MONTHLY

ACCOUNT 121324 COMBINED ACCOUNT FROM 01/01/2001 TO 01/31/2001
MCCUNE FOUNDATION - COMBINED ACCT

PREPARED ON ACCRUAL BASIS (TRADE-DATED) 02/18/01 NAMEEH PAGE 28
D I S P O S E D

NUMBER OF UNIT	COST	SHRS OR \$ PAR	BOOK VALUE	PROCEEDS	UNIT GAIN OR LOSS-
15,000 00	15,000.00	100.00	.00	.00	.00
INVESTMENT ACTIVITY					
MGM MIRAGE INC B 375% DTD 23JAN2001 DUE 01FEB2011					
METHANEX CORP DTD 08/15/1995 7 75% 08/18/2005					
00	00	00	00	00	00
ACCRETION/AMORTIZATION					
NATIONAL WINE & SPIRITS INC SR NT 07/15/1989 10 125% 01/15/2008					
00	00	00	.00	.00	.00
ACCRETION/AMORTIZATION					
NEXTEL COMMUNICATIONS INC SR SERIAL NT 12 000% 11/01/2008					
00	00	00	6 27	00	00
ACCRETION/AMORTIZATION					
PSI NET INC US\$ SR NT DTD 11/10/1989 11 000% 08/01/2009					
00	00	00	00	00	00
ACCRETION/AMORTIZATION					
PACIFICA PAPERS INC SR NT 03/12/1989 10,000% 03/15/2008					
00	00	00	8,851 22	10,000 00	100.00
ACCRETION/AMORTIZATION					
00	00	00	8,851 22	10,000 00	148 78
INVESTMENT ACTIVITY					
SECURITY TRANSACTION REPORT					
00	00	34 *****	10,000 00	10,000 00	148 78
**SECURITY TOTAL*					

BT RETIREMENT SERVICES INC

MONTHLY SECURITY TRANSACTION REPORT

GLOBAL ASSETS - DB

ACCOUNT 121324 COMBINED ACCOUNT

FROM 01/01/2001 TO 01/31/2001
MCCUNE FOUNDATION - COMBINED ACCT

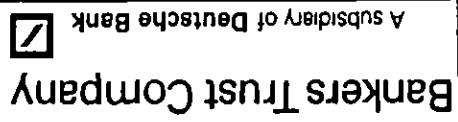
PREPARED ON ACCRUAL BASIS (TRADE-DATED)
02/18/01 NMMEH PAGE 30

*****A C Q U I R E D*****
 NUMBER OF UNIT COST SHRS OR \$ PAR
 DTD 10/23/1987 TO 250% 10/15/2007
 PANTRY INC
 PRIMEA INC
 SR NT 7 825% 04/01/2008
 ACCRETION/AMORTIZATION
 00 2 38 00 00
 PRIMEDIA INC
 SR NT 7 825% 04/01/2008
 ACCRETION/AMORTIZATION
 00 28 76 00 00
 PSINET INC
 SENIOR NOTES
 10 500% DTD 02DEC1988 DUE 01DEC2008
 ACCRETION/AMORTIZATION
 00 8 12 00 00
 R & B FALCON CORP
 DTD 03/28/1989 12 250% 03/15/2008
 ACCRETION/AMORTIZATION
 00 00 00 00
 RBF FIN CO
 SR SEC NT
 03/28/1988 11.000% 03/15/2008
 ACCRETION/AMORTIZATION
 00 00 00 00
 TELECORP PCS INC
 10 825% DTD 14JUL2000 DUE 15JUL2010
 ACCRETION/AMORTIZATION
 00 00 00 00
 INVESTMENT ACTIVITY
 ACCRETION/AMORTIZATION
 00 40 00 00

 40 00 00 00
 20,000.00 19,815 88 20,612.50 103 08 798.82
 19,815 88 20,612 50 *****
 19,815 88 20,612 50 *****
 798.82 798 82

December 31, 2001

Marshall L and Le D McCune Charitable Foundation Inc EIN 85-0429439



GLOBAL ASSETS - DB
PREPARED ON ACCRUAL BASIS (TRADE-DATED)
02/16/01 NAMEEH PAGE 31

SECURITY TRANSACTION REPORT
MONTHLY
FROM 01/01/2001 TO 01/31/2001
MCCUNE FOUNDATION - COMBINED ACCT

*****A C Q U I R E D*****
NUMBER OF UNIT COST SHRS OR \$ PAR
*****D I S P O S E D*****
BOOK VALUE PROCEEDS UNIT GAIN OR LOSS

ACCRETION/AMORTIZATION	UNIT	COST	SHRS OR \$ PAR	BOOK VALUE	PROCEEDS	UNIT	GAIN OR LOSS
UNILAB CORP NEW 12 750% DTD 28SEP1899 DUE 01OCT2009	00	00	2 25	00	00	00	.00
UNISYS CORP SR NT 7 875% 04/01/2008	00	48 29	00	00	00	00	00
UNITED INDUSTRIES CORP SERIES 'B' 9 875% DTD 01OCT1899 DUE 01APR2009	00	00	00	00	00	00	00
INVESTMENT ACTIVITY ACCRETION/AMORTIZATION	00	00	00	10,000.00	7,380.86	58 63	1,518.36
**SECURITY TOTAL*	00	35.95	10,000.00	7,380.86	5,882.50	58 63	1,518.36
US CAN CORP 12 375% DTD 04OCT2000 DUE 01OCT2010	00	35 95	10,000 00	7,380.88	5,882 50	58 63	1,518 36
ACCRETION/AMORTIZATION	00	00	00	00	00	00	00
WATERFORD GAMING L L C / WATERFORD GAMIN SR NT DTD 03/17/1888 @ 500% 03/15/2010	00	3 82	00	00	00	00	00
ACCRETION/AMORTIZATION	.00	.00	.00	.00	.00	.00	.00
WORLDWIDE FIBER INC SR NT 08/15/1998 12 500% 12/15/2005	00	.00	.00	.00	.00	.00	.00
ACCRETION/AMORTIZATION	00	.00	5 51	00	00	00	00
TOTAL NON-OIL INDUSTRIALS INVESTMENT ACTIVITY PAYMENT/MATURITY CAPITAL CHANGE ACCRETION/AMORTIZATION **TOTALS FOR CATEGORY	***	142,178 85	*****	494,481 97	518,833 25	*****	21,441.28
*****	*****	59,558 90	*****	6,172 81	6,253.18	*****	80.28
*****	*****	1,135 91	*****	184.81	00	*****	00
*****	*****	202,873.46	*****	500,829 39	522,188 44	*****	21,521.88

*****A C Q U I R E D*****
 *****D I S P O S E D*****
 UNIT COST SHRS OR \$ PAR BOOK VALUE PROCEEDS UNIT GAIN OR LOSS

UNIT	COST	SHRS OR \$ PAR	BOOK VALUE	PROCEEDS	UNIT	GAIN OR LOSS
150,000.00	149,803.50	88.87	.00	.00	.00	.00
		21	.00	.00	.00	.00
		150,000.00	149,803.71	.00	.00	.00
*****SECURITY TOTAL*						
150,000.00			.00	.00	.00	.00
		15	.00	153,874.50	102.58	3,950.48
		150,000.00	149,824.02	153,874.50		3,950.48
*****SECURITY TOTAL*						
00			150,000.00	149,824.02	153,874.50	3,950.48
		.15	149,824.02	153,874.50		3,950.48
		149,803.50	149,824.02	153,874.50		3,950.48
		38	.00	153,874.50		3,950.48
*****TOTAL BANKING OBLIGATIONS						
		149,803.50	149,824.02	153,874.50		3,950.48
		38	.00	153,874.50		3,950.48
*****TOTALS FOR CATEGORY						
		149,803.50	149,824.02	153,874.50		3,950.48
FINANCIAL OBLIGATIONS						

		100,000.00	88,303.71	88,303.71		00
		12.20	00	00		00
		88.30	100,000.00	88,303.71		00
*****SECURITY TOTAL*						
100,000.00			100,000.00	88,303.71		00

BANK ONE CORPORATION
 8 50% DTB30JAN2001 DUE 01FEB2008
 INVESTMENT ACTIVITY
 150,000.00
 ACCRETION/AMORTIZATION
 21
 88.87
 149,803.50
 149,803.71
 *****SECURITY TOTAL*

UNICREDITO ITAL CAP TRST
 SERIES 144A
 8 200% DTD 05OCT2000 DUE 05OCT2010
 INVESTMENT ACTIVITY
 00
 ACCRETION/AMORTIZATION
 15
 .00
 150,000.00
 149,824.02
 *****SECURITY TOTAL*

AXA FINANCIAL CORP
 SENIOR NOTE
 7 750% DTB 28JUL2000 DUE 01AUG2010
 INVESTMENT ACTIVITY
 100,000.00
 ACCRETION/AMORTIZATION
 12.20
 88.30
 88,303.71
 *****SECURITY TOTAL*

Marshall L. and Doreen D. McCune Charitable Foundation, Inc. EIN 85-0429439

December 31 2001

GLOBAL ASSETS - DB
PREPARED ON ACCRUAL BASIS (TRADE-DATED)
02/18/01 NAMEEH PAGE 33

SECURITY TRANSACTION REPORT MONTHLY	FROM 01/01/2001 TO 01/31/2001	MCCUNE FOUNDATION - COMBINED ACCT	UNIT	NUMBER OF	SHRS OR \$ PAR	BOOK VALUE	PROCEEDS	UNIT	GAIN OR LOSS
BT RETIREMENT SERVICES INC									
ACCOUNT 121324 COMBINED ACCOUNT									
*****A C Q U I R E D*****									
ALLERICA FINL CORP									
DTD 10/18/1995 7 625% 10/15/2025									
ACCRETION/AMORTIZATION	18.19	.00							
AMERICAN GEN INSTL CAP A									
CAP SECS 144A									
7.570% 12/01/2045									
ACCRETION/AMORTIZATION	34.23	.00							
AUBURN HILLS TR									
GTD CTF EXCHANGEABLE 05/01/2020									
12 000% 05/01/2020									
ACCRETION/AMORTIZATION	.00	.00							
BEAR STEARNS CAP TR 1									
CAP SECS DTD 01/28/1997									
7.000% 01/15/2027									
ACCRETION/AMORTIZATION	18.87	.00							
CSW INVTs									
8 85% DUE 01AUG2001									
ACCRETION/AMORTIZATION	.00	.00							
CMBBS INC PASS THRU CTFs									
MTG PASS THRU CTF SER 1898-A3 CL A									
8 500% 04/25/2013									
PAYMENT/MATURITY	.00	.00							
ACCRETION/AMORTIZATION	30.00	.00							
**SECURITY TOTAL*	30.00	.00							
	1,442.44	1,442.44							
	1,387.54	1,387.54							
	1,442.44	1,442.44							
	54.80	54.80							

*****A C Q U I R E D*****
 *****D I S P O S E D*****
 UNIT COST SHRS OR \$ PAR COST UNIT COST SHRS OR \$ PAR
 BOOK VALUE PROCEEDS UNIT GAIN OR LOSS-

FORD MTR CR CO DTD 01/12/1998 5 800% 01/12/2009
 INVESTMENT ACTIVITY 00 00
 ACCRETION/AMORTIZATION 00 00
 **SECURITY TOTAL* 00 00
 27 40 25,000.00 22,203 77 22,908 00 91 83
 704 23 704 23

FORD MOTOR CR CO 10/28/1998 7 375% 10/28/2009
 INVESTMENT ACTIVITY 00 00
 ACCRETION/AMORTIZATION 00 00
 **SECURITY TOTAL* 00 00
 27 40 25,000.00 22,203 77 22,908 00 91 83
 704 23 704 23

GMAC COMM MTRG SECS 1997-C1 TRANCHE X
 1997-DTD 01SEP1997 DUE 15JUL2027
 INVESTMENT ACTIVITY 00 00
 ACCRETION/AMORTIZATION 00 00
 **SECURITY TOTAL* 00 00
 288 55 288 55 555,000.00 528,582 13 582,453 25 101 34
 33,871 12 33,871 12

GENERAL MTRS ACCEP CORP 6 75% DTD 11JAN01 DUE 15JAN2008
 INVESTMENT ACTIVITY 00 00
 ACCRETION/AMORTIZATION 00 00
 **SECURITY TOTAL* 00 00
 7,287.78 7,287.78
 00 00

IBU PFD CAP CO LLC PFD SECS SER A DTD 02/23/1998
 144A 8 780% 08/30/2008
 INVESTMENT ACTIVITY 00 00
 ACCRETION/AMORTIZATION 00 00
 **SECURITY TOTAL* 00 00
 189,152 00 89 58 189,161 55 *****
 00 00

ACCRETION/AMORTIZATION 00 00
 23 11 23 11 00 00

00 00 00 00 00 00 00 00

00 00 00 00 00 00 00 00

00 00 00 00 00 00 00 00

00 00 00 00 00 00 00 00

00 00 00 00 00 00 00 00

Marshall L and Frances D McCune Charitable Foundation Inc EIN 85-0429439

BT RETIREMENT SERVICES INC	ACCOUNT 121324 COMBINED ACCOUNT	SECURITY TRANSACTION REPORT	MONTHLY	FROM 01/01/2001 TO 01/31/2001	PREPARED ON ACCRUAL BASIS (TRADE-DATED)	02/18/01 NAMEEH PAGE 37
GLOBAL ASSETS - DB						
ING CAP FUNDING TRST III	8 438% DTD 15DEC2000 DUE 31DEC2010	INVESTMENT ACTIVITY	00	00	50,000 00	52,750 00 109 50
INSIGHT MIDWEST L P / INSIGHT	10 500% DTD 08NOV2000 DUE 01NOV2010	INVESTMENT ACTIVITY	00	00	80,000 00	82,750 00 109 50
SENIOR NOTE SERIES 144A		INVESTMENT ACTIVITY	00	00	18,828.53	19,828.53
10 500% DTD 08NOV2000 DUE 01NOV2010		ACCRETION/AMORTIZATION	00	00	20,000.00	21,308.28 108.53
KEYCORP STUDENT LOAN TRUST		ACCRETION/AMORTIZATION	00	00	18,828.53	19,828.53
FLT CPN ASSET BCKD MTS 27/9/2024 USD100		ACCRETION/AMORTIZATION	00	00	20,000.00	21,308.28 *****
LB COMMERCIAL CONDUIT MORTGAGE TRST		ACCRETION/AMORTIZATION	00	00	18,828.53	19,828.53
SERIES 1988-C4 CLASS A18		ACCRETION/AMORTIZATION	00	00	20,000.00	21,308.28 *****
8 21% DTD 01JAN2000 DUE 15DCT2008		ACCRETION/AMORTIZATION	00	00	18,828.53	19,828.53
LABRANCHE & CO INC		ACCRETION/AMORTIZATION	00	00	20,000.00	21,308.28 *****
SR NT 08/24/1999 8 500% 08/15/2004		ACCRETION/AMORTIZATION	00	00	18,828.53	19,828.53
MBNA MASTER CC TRUST		ACCRETION/AMORTIZATION	00	00	20,000.00	21,308.28 *****
SERIES 2000-L CL A		ACCRETION/AMORTIZATION	00	00	18,828.53	19,828.53
8 500% 15APR2010		ACCRETION/AMORTIZATION	00	00	20,000.00	21,308.28 *****
ACCRETION/AMORTIZATION		ACCRETION/AMORTIZATION	00	00	41.78	41.78

*****A C Q U I R E D*****
 NUMBER OF SHRS OR \$ PAR COST
 UNIT COST
 NUMBER OF SHRS OR \$ PAR VALUE
 BOOK VALUE
 UNIT GAIN OR LOSS-
 PROCEEDS
 PROC

MCCUNE FOUNDATION - COMBINED ACCT
 PREPARED ON ACCRUAL BASIS (TRADE-DATED)
 02/18/01 NAMEEH PAGE 37

EIN 85-0429439

McCune Charitable Foundation, Inc

December 31 2001

BT RETIREMENT SERVICES INC
 SECURITY TRANSACTION REPORT
 MONTHLY
 FROM 01/01/2001 TO 01/31/2001
 PREPARED ON ACCRUAL BASIS (TRADE-DATED)
 02/16/01 NAMEEH PAGE 38

*****A C Q U I R E D*****	NUMBER OF	SHRS OR \$ PAR	COST	UNIT	COST	NUMBER OF	SHRS OR \$ PAR	BOOK	VALUE	PROCEEDS	UNIT	GAIN OR
												LOSS-
NISSAN AUTO RECV GR TR												
2000-C SERIES A-3												
6 720% DTD 15NOV2000 DUE 15AUG2004												
ACCRETION/AMORTIZATION	00	58	00	00	00	00	00	00	00	00	00	00
NOMURA ASSET SECS CORP												
CL A-1B @ 590% 03/15/2030												
COML MTG PASSTHRU CTF 1888-DB												
ACCRETION/AMORTIZATION	00	15	61	00	00	00	00	00	00	00	00	00
NORWEST ASSET SECS CORP												
1888-27 MTG PASS THRU CTF A-1												
6 250% 11/25/2013												
PAYMENT/MATURITY	00	00	00	00	00	00	00	00	00	00	00	00
ACCRETION/AMORTIZATION	00	88	45	00	00	00	00	00	00	00	00	00
**SECURITY TOTAL*	00	88	45	00	00	00	00	00	00	00	00	00
PINACLE PARTNERS												
SENIOR NOTE SERIES 144A												
8 830% DTD 11AUG2000 DUE 15AUG2004												
ACCRETION/AMORTIZATION	00	00	00	00	00	00	00	00	00	00	00	00
SEARS CR ACCT MASTER TR												
SERIES 2000-1 CL A												
7 250% 15JUN2000 15NOV2007												
INVESTMENT ACTIVITY	00	00	00	00	00	00	00	00	00	00	00	00
STRUCTURED ASSET SECURITIES CORP												
SERIES 1988-CFL CLASS X1												
VAR RATE DTD 01FEB1988 DUE 25FEB2028												
FREE RECEIPTS/DELIVERIES	00	00	00	00	00	00	00	00	00	00	00	00
ACCRETION/AMORTIZATION	00	2,935	11	00	00	00	00	00	00	00	00	00
**SECURITY TOTAL*	00	2,935	11	00	00	00	00	00	00	00	00	00
FREE RECEIPTS/DELIVERIES	00	00	00	00	00	00	00	00	00	00	00	00
ACCRETION/AMORTIZATION	00	3,283	38	00	00	00	00	00	00	00	00	00
**SECURITY TOTAL*	00	3,283	38	00	00	00	00	00	00	00	00	00
FREE RECEIPTS/DELIVERIES	00	00	00	00	00	00	00	00	00	00	00	00
ACCRETION/AMORTIZATION	00	574	60	00	00	00	00	00	00	00	00	00
**SECURITY TOTAL*	00	574	60	00	00	00	00	00	00	00	00	00

GAIN OR

LOSS-

UNIT

PROCEEDS

BOOK

NUMBER OF

SHRS OR \$ PAR

UNIT

COST

SHRS OR \$ PAR

COST

NUMBER OF

SHRS OR \$ PAR

UNIT

PROCEEDS

GAIN OR

LOSS-

02/16/01

NAMEEH

PAGE

38

GLOBAL ASSETS - DB

SECURITY TRANSACTION REPORT
 MONTHLY
 FROM 01/01/2001 TO 01/31/2001

MCCUNE FOUNDATION - COMBINED ACCT

ACCOUNT 121324 COMBINED ACCOUNT

December 31 2001

McCune Charitable Foundation, Inc

EIN 85-0429439

*****A C Q U I R E D*****
NUMBER OF UNIT COST SHRS OR \$ PAR
*****S E L L E D*****
UNIT PROCEEDS GAIN OR LOSS-

December 31 2001

Marshall L and D McCune Charitable Foundation Inc

EIN 85-0429439

Statement 23
Page 164 of 240

DESCRIPTION	UNIT	COST	SHRS OR \$ PAR	BOOK VALUE	PROCEEDS	UNIT	PROCEEDS	GAIN OR LOSS-
TOLL CORP SR SUB NT DTD 08/22/1997 7.750% 08/15/2007	00	00	00	00	00	00	00	00
TRANSAMERICA CAP III CAP SECS 7.625% 11/15/2037	00	35.77	00	00	00	00	00	00
ACCRETION/AMORTIZATION								
UBS PFD FUNDING TRUST I 8.822% DTD 10OCT2000 DUE 01OCT2010	00	41.29	00	00	00	00	00	00
ACCRETION/AMORTIZATION								
UNILEVER CAPITAL CORP 8.750% DTD 24OCT2000 DUE 01NOV2003	00	2.88	00	00	00	00	00	00
ACCRETION/AMORTIZATION								
UNILEVER CAPITAL CORP 7.125% DTD 24OCT2000 DUE 01NOV2010	00	12.02	00	00	00	00	00	00
ACCRETION/AMORTIZATION								
INVESTMENT ACTIVITY								
ACCRETION/AMORTIZATION	00	00	00	158,598.49	189,013.20	105.83	10,413.71	00
**SECURITY TOTAL*	00	14.84	00	180,000.00	180,000.00	00	10,413.71	00
UNITED TECHNOLOGIES CORP DTD 03/01/1991 & 75% 03/01/2021	00	00	14.84	180,000.00	158,598.49	189,013.20	10,413.71	00
ACCRETION/AMORTIZATION								
**TOTAL FINANCIAL OBLIGATIONS	00	00	00	58.74	00	00	00	00
INVESTMENT ACTIVITY	412,830.13	*****	*****	1,183,853.49	1,213,201.21	*****	89,847.72	89,801.81
PAYMENT/MATURITY	.00	*****	*****	5,200.10	5,453.89	*****	253.88	00
FREE RECEIPTS/DELIVERIES	199,284.45	*****	*****	189,288.75	189,288.75	*****	00	00
CAPITAL CHANGE	15,112.50	*****	*****	00	00	*****	00	00
ACCRETION/AMORTIZATION	44,832.54	*****	*****	2,889.25	2,889.25	*****	00	00
TOTALS FOR CATEGORY	841,844.62	***	*****	1,360,739.59	1,218,855.20	*****	89,801.81	00

EIN 85-0429439

McCune Charitable Foundation Inc

December 31 2001

GLOBAL ASSETS - DB

PREPARED ON ACCRUAL BASIS (TRADE-DATED)
02/18/01 NAMEEH PAGE 41

ACCT	DESCRIPTION	UNIT	COST	SHRS OR \$ PAR	BOOK VALUE	PROCEEDS	UNIT	GAIN OR LOSS
BT RETIREMENT SERVICES INC.	SECURITY TRANSACTION REPORT MONTHLY							
ACCOUNT 121324 COMBINED ACCOUNT	FROM 01/01/2001 TO 01/31/2001							
	MCCUNE FOUNDATION - COMBINED ACCT							
*****A C Q U I R E D*****								
	MISCELLANEOUS OBLIGATIONS							
	EOP OPER LTD PARTNERSHIP							
	7 750% DTD 20NDV2000 DUE 15NDV2007							
	ACCRETION/AMORTIZATION	5 80	00	00	00	00	00	00
	ENRON CORP							
	11/18/1987 @ 450% 11/15/2001							
	ACCRETION/AMORTIZATION		00	00	18.84	00	00	.00
	INTERNATIONAL PAPER CO							
	SERIES 144A							
	8 125% DTD 14JUN2000 DUE 08JUL2005							
	CAPITAL CHANGE		00	00	89,914.83	89,914.83	89 81	00
	INTERNATIONAL PAPER CO							
	8 125% DTD 14JUN2000 DUE 08JUL2005							
	CAPITAL CHANGE		00	00	89,914.83	89,914.83	89 81	00
	INTERNATIONAL PAPER CO							
	8 125% DTD 14JUN2000 DUE 08JUL2005							
	CAPITAL CHANGE		00	00	89,914.83	89,914.83	89 81	00
	INTERNATIONAL PAPER CO							
	8 125% DTD 14JUN2000 DUE 08JUL2005							
	CAPITAL CHANGE		00	00	89,914.83	89,914.83	89 81	00
	INTERNATIONAL PAPER CO							
	8 125% DTD 14JUN2000 DUE 08JUL2005							
	CAPITAL CHANGE		00	00	89,914.83	89,914.83	89 81	00
	INTERNATIONAL PAPER CO							
	8 125% DTD 14JUN2000 DUE 08JUL2005							
	CAPITAL CHANGE		00	00	89,914.83	89,914.83	89 81	00
	INTERNATIONAL PAPER CO							
	8 125% DTD 14JUN2000 DUE 08JUL2005							
	CAPITAL CHANGE		00	00	89,914.83	89,914.83	89 81	00
	INTERNATIONAL PAPER CO							
	8 125% DTD 14JUN2000 DUE 08JUL2005							
	CAPITAL CHANGE		00	00	89,914.83	89,914.83	89 81	00
	INTERNATIONAL PAPER CO							
	8 125% DTD 14JUN2000 DUE 08JUL2005							
	CAPITAL CHANGE		00	00	89,914.83	89,914.83	89 81	00
	INTERNATIONAL PAPER CO							
	8 125% DTD 14JUN2000 DUE 08JUL2005							
	CAPITAL CHANGE		00	00	89,914.83	89,914.83	89 81	00
	INTERNATIONAL PAPER CO							
	8 125% DTD 14JUN2000 DUE 08JUL2005							
	CAPITAL CHANGE		00	00	89,914.83	89,914.83	89 81	00
	INTERNATIONAL PAPER CO							
	8 125% DTD 14JUN2000 DUE 08JUL2005							
	CAPITAL CHANGE		00	00	89,914.83	89,914.83	89 81	00
	INTERNATIONAL PAPER CO							
	8 125% DTD 14JUN2000 DUE 08JUL2005							
	CAPITAL CHANGE		00	00	89,914.83	89,914.83	89 81	00
	INTERNATIONAL PAPER CO							
	8 125% DTD 14JUN2000 DUE 08JUL2005							
	CAPITAL CHANGE		00	00	89,914.83	89,914.83	89 81	00
	INTERNATIONAL PAPER CO							
	8 125% DTD 14JUN2000 DUE 08JUL2005							
	CAPITAL CHANGE		00	00	89,914.83	89,914.83	89 81	00
	INTERNATIONAL PAPER CO							
	8 125% DTD 14JUN2000 DUE 08JUL2005							
	CAPITAL CHANGE		00	00	89,914.83	89,914.83	89 81	00
	INTERNATIONAL PAPER CO							
	8 125% DTD 14JUN2000 DUE 08JUL2005							
	CAPITAL CHANGE		00	00	89,914.83	89,914.83	89 81	00
	INTERNATIONAL PAPER CO							
	8 125% DTD 14JUN2000 DUE 08JUL2005							
	CAPITAL CHANGE		00	00	89,914.83	89,914.83	89 81	00
	INTERNATIONAL PAPER CO							
	8 125% DTD 14JUN2000 DUE 08JUL2005							
	CAPITAL CHANGE		00	00	89,914.83	89,914.83	89 81	00
	INTERNATIONAL PAPER CO							
	8 125% DTD 14JUN2000 DUE 08JUL2005							
	CAPITAL CHANGE		00	00	89,914.83	89,914.83	89 81	00
	INTERNATIONAL PAPER CO							
	8 125% DTD 14JUN2000 DUE 08JUL2005							
	CAPITAL CHANGE		00	00	89,914.83	89,914.83	89 81	00
	INTERNATIONAL PAPER CO							
	8 125% DTD 14JUN2000 DUE 08JUL2005							
	CAPITAL CHANGE		00	00	89,914.83	89,914.83	89 81	00
	INTERNATIONAL PAPER CO							
	8 125% DTD 14JUN2000 DUE 08JUL2005							
	CAPITAL CHANGE		00	00	89,914.83	89,914.83	89 81	00
	INTERNATIONAL PAPER CO							
	8 125% DTD 14JUN2000 DUE 08JUL2005							
	CAPITAL CHANGE		00	00	89,914.83	89,914.83	89 81	00
	INTERNATIONAL PAPER CO							
	8 125% DTD 14JUN2000 DUE 08JUL2005							
	CAPITAL CHANGE		00	00	89,914.83	89,914.83	89 81	00
	INTERNATIONAL PAPER CO							
	8 125% DTD 14JUN2000 DUE 08JUL2005							
	CAPITAL CHANGE		00	00	89,914.83	89,914.83	89 81	00
	INTERNATIONAL PAPER CO							
	8 125% DTD 14JUN2000 DUE 08JUL2005							
	CAPITAL CHANGE		00	00	89,914.83	89,914.83	89 81	00
	INTERNATIONAL PAPER CO							
	8 125% DTD 14JUN2000 DUE 08JUL2005							
	CAPITAL CHANGE		00	00	89,914.83	89,914.83	89 81	00
	INTERNATIONAL PAPER CO							
	8 125% DTD 14JUN2000 DUE 08JUL2005							
	CAPITAL CHANGE		00	00	89,914.83	89,914.83	89 81	00
	INTERNATIONAL PAPER CO							
	8 125% DTD 14JUN2000 DUE 08JUL2005							
	CAPITAL CHANGE		00	00	89,914.83	89,914.83	89 81	00
	INTERNATIONAL PAPER CO							
	8 125% DTD 14JUN2000 DUE 08JUL2005							
	CAPITAL CHANGE		00	00	89,914.83	89,914.83	89 81	00
	INTERNATIONAL PAPER CO							
	8 125% DTD 14JUN2000 DUE 08JUL2005							
	CAPITAL CHANGE		00	00	89,914.83	89,914.83	89 81	00
	INTERNATIONAL PAPER CO							
	8 125% DTD 14JUN2000 DUE 08JUL2005							
	CAPITAL CHANGE		00	00	89,914.83	89,914.83	89 81	00
	INTERNATIONAL PAPER CO							
	8 125% DTD 14JUN2000 DUE 08JUL2005							
	CAPITAL CHANGE		00	00	89,914.83	89,914.83	89 81	00
	INTERNATIONAL PAPER CO							
	8 125% DTD 14JUN2000 DUE 08JUL2005							
	CAPITAL CHANGE		00	00	89,914.83	89,914.83	89 81	00
	INTERNATIONAL PAPER CO							
	8 125% DTD 14JUN2000 DUE 08JUL2005							
	CAPITAL CHANGE		00	00	89,914.83	89,914.83	89 81	00
	INTERNATIONAL PAPER CO							
	8 125% DTD 14JUN2000 DUE 08JUL2005							
	CAPITAL CHANGE		00	00	89,914.83	89,914.83	89 81	00
	INTERNATIONAL PAPER CO							
	8 125% DTD 14JUN2000 DUE 08JUL2005							
	CAPITAL CHANGE		00	00	89,914.83	89,914.83	89 81	00
	INTERNATIONAL PAPER CO							
	8 125% DTD 14JUN2000 DUE 08JUL2005							
	CAPITAL CHANGE		00	00	89,914.83	89,914.83	89 81	00
	INTERNATIONAL PAPER CO							
	8 125% DTD 14JUN2000 DUE 08JUL2005							
	CAPITAL CHANGE		00	00	89,914.83	89,914.83	89 81	00
	INTERNATIONAL PAPER CO							
	8 125% DTD 14JUN2000 DUE 08JUL2005							
	CAPITAL CHANGE		00	00	89,914.83	89,914.83	89 81	00
	INTERNATIONAL PAPER CO							
	8 125% DTD 14JUN2000 DUE 08JUL2005							
	CAPITAL CHANGE		00	00	89,914.83	89,914.83	89 81	00
	INTERNATIONAL PAPER CO							
	8 125% DTD 14JUN2000 DUE 08JUL2005							
	CAPITAL CHANGE		00	00	89,914.83	89,914.83	89 81	00
	INTERNATIONAL PAPER CO							
	8 125% DTD 14JUN2000 DUE 08JUL2005							
	CAPITAL CHANGE		00	00	89,914.83	89,914.83	89 81	00
	INTERNATIONAL PAPER CO							
	8 125% DTD 14JUN2000 DUE 08JUL2005							
	CAPITAL CHANGE		00	00	89,914.83	89,914.83	89 81	00
	INTERNATIONAL PAPER CO							
	8 125% DTD 14JUN2000 DUE 08JUL2005							
	CAPITAL CHANGE		00	00	89,914.83	89,914.83	89 81	00
	INTERNATIONAL PAPER CO							
	8 125% DTD 14JUN2000 DUE 08JUL2005							
	CAPITAL CHANGE		00	00	89,914.83	89,914.83	89 81	00
	INTERNATIONAL PAPER CO							
	8 125% DTD 14JUN2000 DUE 08JUL2005							
	CAPITAL CHANGE		00	00	89,914.83	89,914.83	89 81	00
	INTERNATIONAL PAPER CO							
	8 125% DTD 14JUN2000 DUE 08JUL2005							

Marshall L. and Rose D. McCune Charitable Foundation Inc EIN 85-0429439

December 31 2001

BT RETIREMENT SERVICES INC
ACCOUNT 121324 COMBINED ACCOUNT
MCCUNE FOUNDATION - COMBINED ACCT
PREPARED ON ACCRUAL BASIS (TRADE-DATED)
02/18/01 N3MEEH PAGE 42

SECURITY TRANSACTION REPORT
MONTHLY
FROM 01/01/2001 TO 01/31/2001

GLOBAL ASSETS - DB

NUMBER OF	SHRS OR \$ PAR	COST	UNIT	COST	NUMBER OF	SHRS OR \$ PAR	BOOK VALUE	PROCEEDS	UNIT	GAIN OR LOSS
NEWS AMER HLDG INC										
SR DEB DTD 02/01/1993										
8 25% 02/01/2013										
TIME WARNER INC										
DEB DTD 02/04/1993										
8 150% 02/01/2023										
TOLL BROS INC										
SR SUB NOTES										
8 250% DTD 25JAN2001 DUE 01FEB2011										
INVESTMENT ACTIVITY	80,000	00		60,000	100	00				
**TOTAL MISCELLANEOUS OBLIGATIONS										
INVESTMENT ACTIVITY	85,312	50		89,914	83					
CAPITAL CHANGE										
ACCRETION/AMORTIZATION										
**TOTALS FOR CATEGORY	185,234	40		189,828	48					
FOREIGN CORPORATE OBLIGATIONS										
REPUBLIC OF BRAZIL										
ISIN# XS0048988533										
DTD 04/19/1994 STEP UP 04/19/2024										
ACCRETION/AMORTIZATION	28	58	00	28	58	00				
REPUBLIC OF BRAZIL										
8 875% 15APR12										
XS0048977880										
ACCRETION/AMORTIZATION	50	37	00	50	37	00				

Marshall L. and F. D. McCune Charitable Foundation Inc EIN 85-0429439

BT RETIREMENT SERVICES INC
ACCOUNT 121324 COMBINED ACCOUNT
SECURITY TRANSACTION REPORT
MONTHLY
FROM 01/01/2001 TO 01/31/2001
PREPARED ON ACCRUAL BASIS (TRADE-DATED)
02/18/01 N3MEH PAGE 43

December 31 2001

ACQ	UNIT	COST	SHRS OR \$ PAR	BOOK VALUE	PROCEEDS	UNIT	GAIN OR LOSS
*****A C Q U I R E D*****							
ACCRETION/AMORTIZATION	128 17	.00	.00	.00	.00	.00	.00
DEUTSCHE TELEKOM INT FIN							
8 25% DTD 08JUL00 DUE 15JUN2030							
INVESTMENT ACTIVITY	.00	.00	.00	65,488 87	67,888 10	104 48	2,430 13
ACCRETION/AMORTIZATION	.00	.00	.00	.00	.00	.00	.00
SECURITY TOTAL*	00 ***	00 *****	85,000 00	85,471.88	87,888 10	*****	2,430 13
FLAG TELECOM HOLDINGS LTD							
SENIOR NOTE							
11 625% DTD 17MAR2000 DUE 30MAR2010							
INVESTMENT ACTIVITY	00	00	25,000 00	24,651.81	22,450 00	88.80	2,201 81-
ACCRETION/AMORTIZATION	00	00	00	00	00	00	00
SECURITY TOTAL*	.00	3 88 ***	25,000 00	24,651 81	22,450 00	*****	2,201 81-
FLEXTRONICS INTL LTD							
SR SUB NOTE							
9 875% DTD 29JUN2000 DUE 01JUL2010							
CAPITAL CHANGE	00	00	40,000 00	38,448 40	38,448 40	88 62	00
PEMEX FIN LTD							
MT 8.140% 08/15/2004							
ACCRETION/AMORTIZATION	00	25	00	00	00	00	00

BT RETIREMENT SERVICES INC

ACCOUNT 121324 COMBINED ACCOUNT

SECURITY TRANSACTION REPORT
MONTHLY
FROM 01/01/2001 TO 01/31/2001
MCCUNE FOUNDATION - COMBINED ACCT

GLOBAL ASSETS - DB
PREPARED ON ACCRUAL BASIS (TRADE-DATED)
02/18/01 NAMEEH PAGE 44

*****A C Q U I R E D*****
*****I S P O S E D*****
GAIN OR LOSS-

December 31 2001

Marshall L and Frances D McCune Charitable Foundation Inc EIN 85-0429439

Statement 23
Page 168 of 240

NUMBER OF SHRS OR \$ PAR	COST	UNIT COST	NUMBER OF SHRS OR \$ PAR	BOOK VALUE	PROCEEDS	UNIT PROCC
9 750% DTD 28JUN2000 DUE 15JUN2030			00	00	00	00
KONINKLIJKE KPN NV			3 39	00	00	00
ACCRETION/AMORTIZATION						
8 00% DTD 04OCT00 DUE 01OCT2010			00	00	00	00
SERIES 144A						
ACCRETION/AMORTIZATION						
KPN NV			00	00	00	00
SERIES 144A						
ACCRETION/AMORTIZATION						
8 375% DTD 04OCT2000 DUE 01OCT2030			00	00	00	00
SERIES 144A						
ACCRETION/AMORTIZATION						
TYCO INTL GROUP S A			00	75,570 95	73,828 75	00
DEALER REMARKETABLE SECS						
DTD 08/08/1988 @ 250% 08/15/2003			00	00	00	00
ACCRETION/AMORTIZATION						
UNITED MEXICAN STATES			00	26 81	00	00
8 50% DTD 01AUG00 DUE 01FEB2008						
ACCRETION/AMORTIZATION						
UNITED PAN-EUROPE COMMUNCTN NV			00	29 15	00	00
11 250% DTD 20JAN2000 DUE 01FEB2010						
SERIES B						
INVESTMENT ACTIVITY			00	5,034 87	3,928 00	78 80
ACCRETION/AMORTIZATION						
1,045,425 88 *****			00	5,000 00	3,928 00	00

PAYMENT/MATURITY			00	8 40	00	00
FREE RECEIPTS/DELIVERIES*****			00	5,041 37	3,928 00	00
**TOTAL CORPORATE OBLIGATIONS						

189,284 45 *****			2,209,047 29	11,373 01	11,707 18	46 *****

88,722 17			2,297,789 46 *****	189,288 75	11,707 18 *****	00 *****
334 17						
00						

BT RETIREMENT SERVICES INC
 SECURITY TRANSACTION REPORT
 MONTHLY
 FROM 01/01/2001 TO 01/31/2001
 PREPARED ON ACCRUAL BASIS (TRADE-DATED)
 02/18/01 NAME#H PAGE 48
 MCGUNE FOUNDATION - COMBINED ACCT

*****A C Q U I R E D*****
 NUMBER OF UNIT COST
 NUMBER OF BOOK VALUE
 SHRS OR \$ PAR
 UNIT GAIN OR LOSS-
 PROCEEDS
 PROC

DESCRIPTION	UNIT	COST	BOOK VALUE	PROCEEDS	PROC	GAIN OR LOSS-
CHEMICAL						
CABOT MICROELECTRONICS COMMON STOCK						
INVESTMENT ACTIVITY		58,948.60	81.38	.00	.00	.00
DRUG						
ALLERGAN INC COM USDO 01						
INVESTMENT ACTIVITY		.00	1,300.00	87,124.84	104,847.05	80.73
PERRIGO COMPANY COMMON STOCK NPV						
INVESTMENT ACTIVITY		.00	10,000.00	84,208.20	88,563.02	8.88
PFIZER INC COM						
INVESTMENT ACTIVITY		48,887.50	42.43	.00	.00	.00
**TOTAL DRUG INVESTMENT ACTIVITY		48,887.50	42.43	.00	.00	.00
ELECTRICAL EQUIPMENT						
SILICON STORAGE TECHNOLOGY INC COM STK NPV						
INVESTMENT ACTIVITY		131,332.84	183,510.07	82,177.23	82,177.23	.00
ELECTRONICS						
INVESTMENT ACTIVITY		7,500.00	245,359.87	111,384.82	14.88	133,984.85-

Marshall L and
 December 31 2001
 D McCune Charitable Foundation Inc
 EIN 85-0429439

BT RETIREMENT SERVICES INC

SECURITY TRANSACTION REPORT
MONTHLY
FROM 01/01/2001 TO 01/31/2001

GLOBAL ASSETS - DB

ACCOUNT 121324 COMBINED ACCOUNT

MCCUNE FOUNDATION - COMBINED ACCT

PREPARED ON ACCRUAL BASIS (TRADE-DATED)
02/18/01 N3MEEH PAGE 47

	*****A C Q U I R E D*****			*****D I S P O S E D*****					
	NUMBER OF SHRS OR \$ PAR	COST	UNIT COST	NUMBER OF SHRS OR \$ PAR	BOOK VALUE	PROCEEDS	UNIT PROC	GAIN OR LOSS-	
ANDREW CORPORATION COM STK USDO 01									
INVESTMENT ACTIVITY	00	00	00	8,300 00	228,380.98	189,484.51	20 42	58,898 47-	
APPLIED MATLS INC COM									
INVESTMENT ACTIVITY	00	00	00	3,000 00	180,148.41	133,831 41	44 81	58,317 00-	
AXCELIS TECHNOLOGIES INC COMMON STOCK USDO.001									
INVESTMENT ACTIVITY	23,778 00	275,807 82	11 80	00	00	00	00	00	
BEA SYS INC COM									
INVESTMENT ACTIVITY	800 00	54,350.00	87 84	.00	00	00	00	00	
HUTCHINSON TECHNOLOGY, INC COM STK USDO 02									
INVESTMENT ACTIVITY	00	00	00	8,200 00	189,380 44	122,888 85	14 98	66,871 78-	
INTEL CORP COMMON STOCK USDO 001									
INVESTMENT ACTIVITY	00	00	00	4,900.00	174,234.44	180,942.35	32 85	13,282 08-	
READ/RITE CORP COM STK USDO 0001									
INVESTMENT ACTIVITY	17,100 00	181,742 01	9 48	.00	.00	00	00	00	

Marshall L. and
 December 31, 2001
 D McCune Charitable Foundation Inc
 EIN 85-0429439

Statement 23
 Page 171 of 240

Bankers Trust Company

A subsidiary of Deutsche Bank 

*****A C Q U I R E D*****
NUMBER OF SHRS OR \$ PAR COST
UNIT COST
NUMBER OF SHRS OR \$ PAR BOOK VALUE
UNIT PROCEEDS
GAIN OR LOSS-

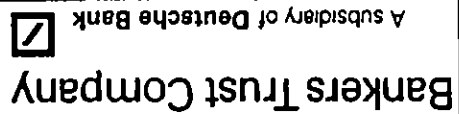
ACCOUNT	NUMBER OF SHRS OR \$ PAR	COST	UNIT COST	NUMBER OF SHRS OR \$ PAR	BOOK VALUE	UNIT PROCEEDS	GAIN OR LOSS-
SAMINA CORP COM STK USDO 01	800 00	00	00	00	00	00	00
CAPITAL CHANGE	800 00	00	00	00	00	00	00
SOLETRON CORP COM	200 00	00	00	00	00	00	00
INVESTMENT ACTIVITY	200 00	00	00	00	00	00	00
SPECTRIAN CORP COM	4,500 00	00	00	00	00	00	00
INVESTMENT ACTIVITY	4,500 00	00	00	00	00	00	00
WESTERN MULTIFLEX CORP CL A	89,308.15	22 07	00	00	00	00	00
INVESTMENT ACTIVITY	89,308.15	22 07	00	00	00	00	00
COMMON STOCK	125,534 04	15 80	00	00	00	00	00
INVESTMENT ACTIVITY	125,534 04	15 80	00	00	00	00	00
TOTAL ELECTRONICS	723,171 84	***	*****	780,124.27	*****	588,948.92	183,177.35-
INVESTMENT ACTIVITY	723,171 84	*****	*****	780,124.27	*****	588,948.92	183,177.35-
CAPITAL CHANGE	723,171 84	*****	*****	780,124.27	*****	588,948.92	183,177.35-
TOTALS FOR CATEGORY	723,171 84	***	*****	780,124.27	*****	588,948.92	183,177.35-
FINANCE							

BOWNE & CO INC COM	10,300 00	105,835 41	10 28	00	00	00	00
INVESTMENT ACTIVITY	10,300 00	105,835 41	10 28	00	00	00	00
FEDERAL HOME LN MTGE SR PARTN PFD	3,300 00	208,148 42	63 08	00	00	00	00
INVESTMENT ACTIVITY	3,300 00	208,148 42	63 08	00	00	00	00

Marshalls L. and ... D. McCune Charitable Foundation Inc EIN 85-0429439

BT RETIREMENT SERVICES INC	ACCOUNT 121324 COMBINED ACCOUNT	MCCUNE FOUNDATION - COMBINED ACCT		D E B T	
MONTHLY SECURITY TRANSACTION REPORT	FROM 01/01/2001 TO 01/31/2001	PREPARED ON ACCRUAL BASIS (TRADE-DATED)	02/18/01	02/18/01	02/18/01
GLOBAL ASSETS - DB		UNIT	PROCEEDS	UNIT	LOSS-
		NUMBER OF	BOOK VALUE	NUMBER OF	GAIN OR
		SHRS OR \$ PAR	SHRS OR \$ PAR	SHRS OR \$ PAR	LOSS-
		COST	COST	COST	LOSS-
		UNIT	UNIT	UNIT	LOSS-
		NUMBER OF	NUMBER OF	NUMBER OF	LOSS-
		SHRS OR \$ PAR	SHRS OR \$ PAR	SHRS OR \$ PAR	LOSS-
		COST	COST	COST	LOSS-
LOCKHART CO					
CMT-CAP STK					
INVESTMENT ACTIVITY					
MORGAN STANLEY DEAN WITTER DISCOVER & CO					
COM NEW					
INVESTMENT ACTIVITY					
AMERICAN INTL GROUP INC COM					
INVESTMENT ACTIVITY					
AMERICAN INTL GROUP INC COM					
INVESTMENT ACTIVITY					
INVESTMENT COMPANIES					
NUVEN (JOHN)					
CLASS/A/COM STK USDO 01					
INVESTMENT ACTIVITY					
MERRILL LYNCH & CO INC COM					
INVESTMENT ACTIVITY					
MERRILL LYNCH & CO INC COM					
INVESTMENT ACTIVITY					
INVESTMENT ACTIVITY					
**TOTAL FINANCE					
INVESTMENT ACTIVITY					
**TOTAL INVESTMENT COMPANIES					
INVESTMENT ACTIVITY					
LEISURE AND RECREATION					

ACCOUNT 121324 COMBINED ACCOUNT	NUMBER OF	SHRS OR \$ PAR	COST	UNIT	NUMBER OF	SHRS OR \$ PAR	BOOK	VALUE	PROCEEDS	UNIT	GAIN OR
											LOSS-
SCHOLASTIC CORP COM STK USDO 01		2,000 00	00	00		00		00	00		00
CAPITAL CHANGE TIME WARNER INC COM											
CAPITAL CHANGE	00		00	00	12,400.00	00	811,717.08	811,717.08	73 53	00	00
TOTAL PUBLISHING CAPITAL CHANGE	***		.00 *****	*****			811,717.08	811,717.08	*****	00	00
RETAILING HOME DEPOT INC COM											
INVESTMENT ACTIVITY	.00		00	00	1,700 00	00	58,807 38	74,838.45	44 02	15,028 07	
SERVICE ART TECHNOLOGY GROUP INC DC-COM											
INVESTMENT ACTIVITY	4,100 00		161,690 38	38.44	.00	00	00	00	00	.00	
ASIAINFO HLDGS INC COMMON STOCK											
INVESTMENT ACTIVITY	8,900 00		152,828 95	17 15	00	00	00	00	00	00	
EFFICIENT NETWORK COM STK											
INVESTMENT ACTIVITY	00		00	00	5,000 00	00	178,238 24	43,000 72	8 60	138,237 52-	



Marshall L. and
 December 31 2001
 The D. McCune Charitable Foundation Inc EIN 85-0429439

BT RETIREMENT SERVICES INC
 SECURITY TRANSACTION REPORT
 MONTHLY
 FROM 01/01/2001 TO 01/31/2001
 MCCUNE FOUNDATION - COMBINED ACCT
 ACCOUNT 121324 COMBINED ACCOUNT
 PREPARED ON ACCRUAL BASIS (TRADE-DATED)
 02/16/01 NAMEEH PAGE 53

*****A Q U I R E D*****	NUMBER OF UNIT COST	SHRS OR \$ PAR	BOOK VALUE	PROCEEDS	UNIT PRIC	GAIN OR LOSS-
ROBERT HALF INTL INC COM	00	00	11,000 00	223,308 08	88,744 58	134,564.50-
INVESTMENT ACTIVITY					8 07	
INVESTMENT ACTIVITY	00	00	10,400 00	208,378.11	253,710 48	45,331 38
**TOTAL SERVICE INVESTMENT ACTIVITY					24.40	
TEXTILE AND APPAREL INVESTMENT ACTIVITY	*****	314,320 33 *****	609,928 44 *****	389,455.80 *****		224,470 84-
NAUTICA ENTERPRISES COM SIK USDO 10 (FORMERLY STATE O MAINE INC)					18 23	
INVESTMENT ACTIVITY	00	00	15,825 00	184,841 31	258,894 89	72,053 88
TOBACCO INVESTMENT ACTIVITY					18 23	
PHILIP MORRIS COS INC COM	4,400 00	182,128 58	41 39	00	00	00
INVESTMENT ACTIVITY					00	
TRANSPORTATION - OTHER CANADIAN PAC LTD NEW COM					28 52	
INVESTMENT ACTIVITY	00	00	50,000 00	1,141,128.00	1,428,108 85	284,983 85
TV AND RADIO BROADCASTERS					28 52	

Marshall L. and the D. McCune Charitable Foundation Inc. EIN 85-0429439
 December 31, 2001

BT RETIREMENT SERVICES INC ACCOUNT 121324 COMBINED ACCOUNT
 SECURITY TRANSACTION REPORT MONTHLY FROM 01/01/2001 TO 01/31/2001
 GLOBAL ASSETS - DB PREPARED ON ACCRUAL BASIS (TRADE-DATED) 02/18/01 N3MEEH PAGE 54

*****A C Q U I R E D*****	NUMBER OF	COST	UNIT	NUMBER OF	BOOK	PROCEEDS	UNIT	*****I S P O S E D*****
	SHRS OR \$ PAR			SHRS OR \$ PAR	VALUE		PROG	
								GAIN OR LOSS-
AT&T CORP								
COM LIBERTY MEDIA GROUP SER A								
INVESTMENT ACTIVITY								
UTILITY - NATURAL GAS	00	00	00	8,200	80,134	18	18	21,352
BP AMOCO P L C								
COM								
INVESTMENT ACTIVITY								
UTILITY - TELEPHONE	3,100	00	51	48	00	00	00	00
AOL TIME WARNER								
COMMON STOCK								
CAPITAL CHANGE	18,800	00	811,717	08	49	02	00	00
DITECH COMMUNICATIONS CORP								
COM								
INVESTMENT ACTIVITY	00	00	00	3,700	248,393	83	14	02
**TOTAL UTILITY - TELEPHONE								
INVESTMENT ACTIVITY								
UTILITY - TELEPHONE	3,500	00	194,113	73	55	48	00	00
INVESTMENT ACTIVITY								
UTILITY - TELEPHONE								
PHARMACIA CORP								
COMMON STOCK								
MEDICAL SUPPLY AND SERVICE								
FOREIGN COMMON STOCK								
**TOTALS FOR CATEGORY								
CAPITAL CHANGE	811,717	08	811,717	08	*****	00	00	184,511
INVESTMENT ACTIVITY								23-
UTILITY - TELEPHONE	51,882	80	51,882	80	*****	00	00	00
INVESTMENT ACTIVITY								
UTILITY - TELEPHONE	51,882	80	51,882	80	*****	00	00	00
INVESTMENT ACTIVITY								
UTILITY - TELEPHONE	184,511	23-	184,511	23-	*****	00	00	00
INVESTMENT ACTIVITY								
UTILITY - TELEPHONE	184,511	23-	184,511	23-	*****	00	00	00
INVESTMENT ACTIVITY								
UTILITY - TELEPHONE	184,511	23-	184,511	23-	*****	00	00	00
INVESTMENT ACTIVITY								
UTILITY - TELEPHONE	184,511	23-	184,511	23-	*****	00	00	00
INVESTMENT ACTIVITY								
UTILITY - TELEPHONE	184,511	23-	184,511	23-	*****	00	00	00
INVESTMENT ACTIVITY								
UTILITY - TELEPHONE	184,511	23-	184,511	23-	*****	00	00	00
INVESTMENT ACTIVITY								
UTILITY - TELEPHONE	184,511	23-	184,511	23-	*****	00	00	00
INVESTMENT ACTIVITY								
UTILITY - TELEPHONE	184,511	23-	184,511	23-	*****	00	00	00
INVESTMENT ACTIVITY								
UTILITY - TELEPHONE	184,511	23-	184,511	23-	*****	00	00	00
INVESTMENT ACTIVITY								
UTILITY - TELEPHONE	184,511	23-	184,511	23-	*****	00	00	00
INVESTMENT ACTIVITY								
UTILITY - TELEPHONE	184,511	23-	184,511	23-	*****	00	00	00
INVESTMENT ACTIVITY								
UTILITY - TELEPHONE	184,511	23-	184,511	23-	*****	00	00	00
INVESTMENT ACTIVITY								
UTILITY - TELEPHONE	184,511	23-	184,511	23-	*****	00	00	00
INVESTMENT ACTIVITY								
UTILITY - TELEPHONE	184,511	23-	184,511	23-	*****	00	00	00
INVESTMENT ACTIVITY								
UTILITY - TELEPHONE	184,511	23-	184,511	23-	*****	00	00	00
INVESTMENT ACTIVITY								
UTILITY - TELEPHONE	184,511	23-	184,511	23-	*****	00	00	00
INVESTMENT ACTIVITY								
UTILITY - TELEPHONE	184,511	23-	184,511	23-	*****	00	00	00
INVESTMENT ACTIVITY								
UTILITY - TELEPHONE	184,511	23-	184,511	23-	*****	00	00	00
INVESTMENT ACTIVITY								
UTILITY - TELEPHONE	184,511	23-	184,511	23-	*****	00	00	00
INVESTMENT ACTIVITY								
UTILITY - TELEPHONE	184,511	23-	184,511	23-	*****	00	00	00
INVESTMENT ACTIVITY								
UTILITY - TELEPHONE	184,511	23-	184,511	23-	*****	00	00	00
INVESTMENT ACTIVITY								
UTILITY - TELEPHONE	184,511	23-	184,511	23-	*****	00	00	00
INVESTMENT ACTIVITY								
UTILITY - TELEPHONE	184,511	23-	184,511	23-	*****	00	00	00
INVESTMENT ACTIVITY								
UTILITY - TELEPHONE	184,511	23-	184,511	23-	*****	00	00	00
INVESTMENT ACTIVITY								
UTILITY - TELEPHONE	184,511	23-	184,511	23-	*****	00	00	00
INVESTMENT ACTIVITY								
UTILITY - TELEPHONE	184,511	23-	184,511	23-	*****	00	00	00
INVESTMENT ACTIVITY								
UTILITY - TELEPHONE	184,511	23-	184,511	23-	*****	00	00	00
INVESTMENT ACTIVITY								
UTILITY - TELEPHONE	184,511	23-	184,511	23-	*****	00	00	00
INVESTMENT ACTIVITY								
UTILITY - TELEPHONE	184,511	23-	184,511	23-	*****	00	00	00
INVESTMENT ACTIVITY								
UTILITY - TELEPHONE	184,511	23-	184,511	23-	*****	00	00	00
INVESTMENT ACTIVITY								
UTILITY - TELEPHONE	184,511	23-	184,511	23-	*****	00	00	00
INVESTMENT ACTIVITY								
UTILITY - TELEPHONE	184,511	23-	184,511	23-	*****	00	00	00
INVESTMENT ACTIVITY								
UTILITY - TELEPHONE	184,511	23-	184,511	23-	*****	00	00	00
INVESTMENT ACTIVITY								
UTILITY - TELEPHONE	184,511	23-	184,511	23-	*****	00	00	00
INVESTMENT ACTIVITY								
UTILITY - TELEPHONE	184,511	23-	184,511	23-	*****	00	00	00
INVESTMENT ACTIVITY								
UTILITY - TELEPHONE	184,511	23-	184,511	23-	*****	00	00	00
INVESTMENT ACTIVITY								
UTILITY - TELEPHONE	184,511	23-	184,511	23-	*****	00	00	00
INVESTMENT ACTIVITY								
UTILITY - TELEPHONE	184,511	23-	184,511	23-	*****	00	00	00
INVESTMENT ACTIVITY								
UTILITY - TELEPHONE	184,511	23-	184,511	23-	*****	00	00	00
INVESTMENT ACTIVITY								
UTILITY - TELEPHONE	184,511	23-	184,511	23-	*****	00	00	00
INVESTMENT ACTIVITY								
UTILITY - TELEPHONE	184,511	23-	184,511	23-	*****	00	00	00
INVESTMENT ACTIVITY								
UTILITY - TELEPHONE	184,511	23-	184,511	23-	*****	00	00	00
INVESTMENT ACTIVITY								
UTILITY - TELEPHONE	184,511	23-	184,511	23-	*****	00	00	00
INVESTMENT ACTIVITY								
UTILITY - TELEPHONE	184,511	23-	184,511	23-	*****	00	00	00
INVESTMENT ACTIVITY								
UTILITY - TELEPHONE	184,511	23-	184,511	23-	*****	00	00	00
INVESTMENT ACTIVITY								
UTILITY - TELEPHONE	184,511	23-	184,511	23-	*****	00	00	00
INVESTMENT ACTIVITY								
UTILITY - TELEPHONE	184,511	23-	184,511	23-	*****	00	00	00
INVESTMENT ACTIVITY								
UTILITY - TELEPHONE	184,511	23-	184,511	23-	*****	00	00	00
INVESTMENT ACTIVITY								
UTILITY - TELEPHONE	184,511	23-	184,511	23-	*****	00	00	00
INVESTMENT ACTIVITY								
UTILITY - TELEPHONE	184,511	23-	184,511	23-	*****	00	00	00
INVESTMENT ACTIVITY								
UTILITY - TELEPHONE	184,511	23-	184,511	23-	*****	00	00	00
INVESTMENT ACTIVITY								
UTILITY - TELEPHONE	184,511	23-	184,511	23-	*****	00	00	00
INVESTMENT ACTIVITY								
UTILITY - TELEPHONE	184,511	23-	184,511	23-	*****	00	00	00
INVESTMENT ACTIVITY								
UTILITY - TELEPHONE	184,511	23-	184,511	23-	*****	00	00	00
INVESTMENT ACTIVITY								
UTILITY - TELEPHONE	184,511	23-	184,511	23-	*****	00	00	00
INVESTMENT ACTIVITY								
UTILITY - TELEPHONE	184,511	23-	184,511	23-	*****	00	00	00
INVESTMENT ACTIVITY								
UTILITY - TELEPHONE	184,511	23-	184,511	23-	*****	00	00	00
INVESTMENT ACTIVITY								
UTILITY - TELEPHONE	184,511	23-	184,511	23-	*****	00	00	00
INVESTMENT ACTIVITY								
UTILITY - TELEPHONE	184,511	23-	184,511	23-	*****	00	00	00
INVESTMENT ACTIVITY								
UTILITY - TELEPHONE	184,511	23-	184,511	23-	*****	00	00	00
INVESTMENT ACTIVITY								
UTILITY - TELEPHONE	184,511	23-	184,511	23-	*****	00	00	00
INVESTMENT ACTIVITY								
UTILITY - TELEPHONE	184,511	23-	184,511	23-	*****	00	00	00
INVESTMENT ACTIVITY								
UTILITY - TELEPHONE	184,511	23-	184,511	23-	*****	00	00	00
INVESTMENT ACTIVITY								
UTILITY - TELEPHONE	184,511	23-	184,511	23-	*****	00	00	00
INVESTMENT ACTIVITY								
UTILITY - TELEPHONE	184,511	23-	184,511	23-	*****	00	00	00
INVESTMENT ACTIVITY								
UTILITY - TELEPHONE	184,511	23-	184,511	23-	*****	00	00	00
INVESTMENT ACTIVITY								
UTILITY - TELEPHONE	184,511	23-	184,511	23-	*****			

BT RETIREMENT SERVICES INC. ACCOUNT 121324 COMBINED ACCOUNT
 SECURITY TRANSACTION REPORT MONTHLY FROM 01/01/2001 TO 01/31/2001
 GLOBAL ASSETS - DB PREPARED ON ACCRUAL BASIS (TRADE-DATED) 02/18/01 N3MEH PAGE 55

ADR	NOKIA CORP	NUMBER OF	SHRS OR \$ PAR	COST	UNIT	NUMBER OF	SHRS OR \$ PAR	BOOK	VALUE	PROCEEDS	UNIT	GAIN OR	LOSS-
INVESTMENT ACTIVITY	00	00	00	00	00	800	00	19,447	08	30,001	47	37	50
COMMON STOCK	00	00	00	00	00	00	00	00	00	00	00	00	00
INVESTMENT ACTIVITY	00	00	00	00	00	5,800	00	388,738	99	208,131	80	38	88
TOTAL UTILITY - TELEPHONE	***	*****	*****	*****	*****	*****	*****	408,184	05	238,133	27	*****	*****
POOLED COMMON STOCK	*****	*****	*****	*****	*****	*****	*****	*****	*****	*****	*****	*****	*****
CAPITAL GUARDIAN NON-U S EQUITY FUND TAX EXEMPT	641	00	15,984	83	24	84	00	119,778	88	150,000	00	24	88
INVESTMENT ACTIVITY	641	00	15,984	83	24	84	00	119,778	88	150,000	00	24	88
MISCELLANEOUS	641	00	25,975	83	00	00	00	00	00	00	00	00	00
SECURITY TOTAL*	641	00	41,980	56	***	*****	*****	119,778	88	150,000	00	*****	*****
CAPITAL GUARDIAN EMERGING MARKETS EQUITY FUND	32,598	87	154,228	24	4	73	00	00	00	00	00	00	00
INVESTMENT ACTIVITY	32,598	87	154,228	24	4	73	00	00	00	00	00	00	00
MISCELLANEOUS	32,598	87	2,558	80-	00	00	00	00	00	00	00	00	00
SECURITY TOTAL*	32,598	87	151,672	44	***	*****	*****	00	00	00	00	*****	*****
BLACKROCK STRATEGIC PORTFOLIO I	3,718	90	33,714	82	9	07	00	00	00	00	00	00	00
INVESTMENT ACTIVITY	3,718	90	33,714	82	9	07	00	00	00	00	00	00	00
TOTAL COMMON STOCK	***	*****	3,080,847	18	*****	*****	*****	4,879,951	87	4,805,208	85	*****	*****
INVESTMENT ACTIVITY	*****	*****	3,080,847	18	*****	*****	*****	4,879,951	87	4,805,208	85	*****	*****
CAPITAL CHANGE	*****	*****	1,141,177	03	*****	*****	*****	1,141,177	03	1,141,177	03	*****	*****
MISCELLANEOUS	*****	*****	23,418	13	*****	*****	*****	00	00	00	00	*****	*****
TOTALS FOR CATEGORY	***	*****	4,245,543	32	*****	*****	*****	8,021,128	70	5,948,383	88	*****	*****
TOTAL EQUITIES	***	*****	3,080,847	18	*****	*****	*****	4,879,951	87	4,805,208	85	*****	*****
INVESTMENT ACTIVITY	*****	*****	3,080,847	18	*****	*****	*****	4,879,951	87	4,805,208	85	*****	*****
CAPITAL CHANGE	*****	*****	1,141,177	03	*****	*****	*****	1,141,177	03	1,141,177	03	*****	*****
MISCELLANEOUS	*****	*****	23,418	13	*****	*****	*****	00	00	00	00	*****	*****
TOTALS FOR CATEGORY	***	*****	4,245,543	32	*****	*****	*****	8,021,128	70	5,948,383	88	*****	*****
TOTAL EQUITIES	***	*****	3,080,847	18	*****	*****	*****	4,879,951	87	4,805,208	85	*****	*****
INVESTMENT ACTIVITY	*****	*****	3,080,847	18	*****	*****	*****	4,879,951	87	4,805,208	85	*****	*****
CAPITAL CHANGE	*****	*****	1,141,177	03	*****	*****	*****	1,141,177	03	1,141,177	03	*****	*****
MISCELLANEOUS	*****	*****	23,418	13	*****	*****	*****	00	00	00	00	*****	*****
TOTALS FOR CATEGORY	***	*****	4,245,543	32	*****	*****	*****	8,021,128	70	5,948,383	88	*****	*****
TOTAL EQUITIES	***	*****	3,080,847	18	*****	*****	*****	4,879,951	87	4,805,208	85	*****	*****
INVESTMENT ACTIVITY	*****	*****	3,080,847	18	*****	*****	*****	4,879,951	87	4,805,208	85	*****	*****
CAPITAL CHANGE	*****	*****	1,141,177	03	*****	*****	*****	1,141,177	03	1,141,177	03	*****	*****
MISCELLANEOUS	*****	*****	23,418	13	*****	*****	*****	00	00	00	00	*****	*****
TOTALS FOR CATEGORY	***	*****	4,245,543	32	*****	*****	*****	8,021,128	70	5,948,383	88	*****	*****
TOTAL EQUITIES	***	*****	3,080,847	18	*****	*****	*****	4,879,951	87	4,805,208	85	*****	*****
INVESTMENT ACTIVITY	*****	*****	3,080,847	18	*****	*****	*****	4,879,951	87	4,805,208	85	*****	*****
CAPITAL CHANGE	*****	*****	1,141,177	03	*****	*****	*****	1,141,177	03	1,141,177	03	*****	*****
MISCELLANEOUS	*****	*****	23,418	13	*****	*****	*****	00	00	00	00	*****	*****
TOTALS FOR CATEGORY	***	*****	4,245,543	32	*****	*****	*****	8,021,128	70	5,948,383	88	*****	*****
TOTAL EQUITIES	***	*****	3,080,847	18	*****	*****	*****	4,879,951	87	4,805,208	85	*****	*****
INVESTMENT ACTIVITY	*****	*****	3,080,847	18	*****	*****	*****	4,879,951	87	4,805,208	85	*****	*****
CAPITAL CHANGE	*****	*****	1,141,177	03	*****	*****	*****	1,141,177	03	1,141,177	03	*****	*****
MISCELLANEOUS	*****	*****	23,418	13	*****	*****	*****	00	00	00	00	*****	*****
TOTALS FOR CATEGORY	***	*****	4,245,543	32	*****	*****	*****	8,021,128	70	5,948,383	88	*****	*****
TOTAL EQUITIES	***	*****	3,080,847	18	*****	*****	*****	4,879,951	87	4,805,208	85	*****	*****
INVESTMENT ACTIVITY	*****	*****	3,080,847	18	*****	*****	*****	4,879,951	87	4,805,208	85	*****	*****
CAPITAL CHANGE	*****	*****	1,141,177	03	*****	*****	*****	1,141,177	03	1,141,177	03	*****	*****
MISCELLANEOUS	*****	*****	23,418	13	*****	*****	*****	00	00	00	00	*****	*****
TOTALS FOR CATEGORY	***	*****	4,245,543	32	*****	*****	*****	8,021,128	70	5,948,383	88	*****	*****
TOTAL EQUITIES	***	*****	3,080,847	18	*****	*****	*****	4,879,951	87	4,805,208	85	*****	*****
INVESTMENT ACTIVITY	*****	*****	3,080,847	18	*****	*****	*****	4,879,951	87	4,805,208	85	*****	*****
CAPITAL CHANGE	*****	*****	1,141,177	03	*****	*****	*****	1,141,177	03	1,141,177	03	*****	*****
MISCELLANEOUS	*****	*****	23,418	13	*****	*****	*****	00	00	00	00	*****	*****
TOTALS FOR CATEGORY	***	*****	4,245,543	32	*****	*****	*****	8,021,128	70	5,948,383	88	*****	*****
TOTAL EQUITIES	***	*****	3,080,847	18	*****	*****	*****	4,879,951	87	4,805,208	85	*****	*****
INVESTMENT ACTIVITY	*****	*****	3,080,847	18	*****	*****	*****	4,879,951	87	4,805,208	85	*****	*****
CAPITAL CHANGE	*****	*****	1,141,177	03	*****	*****	*****	1,141,177	03	1,141,177	03	*****	*****
MISCELLANEOUS	*****	*****	23,418	13	*****	*****	*****	00	00	00	00	*****	*****
TOTALS FOR CATEGORY	***	*****	4,245,543	32	*****	*****	*****	8,021,128	70	5,948,383	88	*****	*****
TOTAL EQUITIES	***	*****	3,080,847	18	*****	*****	*****	4,879,951	87	4,805,208	85	*****	*****
INVESTMENT ACTIVITY	*****	*****	3,080,847	18	*****	*****	*****	4,879,951	87	4,805,208	85	*****	*****
CAPITAL CHANGE	*****	*****	1,141,177	03	*****	*****	*****	1,141,177	03	1,141,177	03	*****	*****
MISCELLANEOUS	*****	*****	23,418	13	*****	*****	*****	00	00	00	00	*****	*****
TOTALS FOR CATEGORY	***	*****	4,245,543	32	*****	*****	*****	8,021,128	70	5,948,383	88	*****	*****
TOTAL EQUITIES	***	*****	3,080,847	18	*****	*****	*****	4,879,951	87	4,805,208	85	*****	*****
INVESTMENT ACTIVITY	*****	*****	3,080,847	18	*****	*****	*****	4,879,951	87	4,805,208	85	*****	*****
CAPITAL CHANGE	*****	*****	1,141,177	03	*****	*****	*****	1,141,177	03	1,141,177	03	*****	*****
MISCELLANEOUS	*****	*****	23,418	13	*****	*****	*****	00	00	00	00	*****	*****
TOTALS FOR CATEGORY	***	*****	4,245,543	32	*****	*****	*****	8,021,128	70	5,948,383	88	*****	*****
TOTAL EQUITIES	***	*****	3,080,847	18	*****	*****	*****	4,879,951	87	4,805,208	85	*****	*****
INVESTMENT ACTIVITY	*****	*****	3,080,847	18	*****	*****	*****	4,879,951	87	4,805,208	85	*****	*****
CAPITAL CHANGE	*****	*****	1,141,177	03	*****	*****	*****	1,141,177	03	1,141,177	03	*****	*****
MISCELLANEOUS	*****	*****	23,418	13	*****	*****	*****	00	00	00	00	*****	*****
TOTALS FOR CATEGORY	***	*****	4,245,543	32	*****	*****	*****	8,021,128	70	5,948,383	88	*****	*****
TOTAL EQUITIES	***	*****	3,080,847	18	*****	*****	*****	4,879,951	87	4,805,208	85	*****	*****
INVESTMENT ACTIVITY	*****	*****	3,080,847	18	*****	*****	*****	4,879,951	87	4,805,208	85	*****	*****
CAPITAL CHANGE	*****	*****	1,141,177	03	*****	*****	*****	1,141,177	03	1,141,177	03	*****	*****
MISCELLANEOUS	*****	*****	23,418	13	*****	*****	*****	00	00	00	00	*****	*****
TOTALS FOR CATEGORY	***	*****	4,245,543	32	*****	*****	*****	8,021,128	70	5,948,383	88	*****	*****
TOTAL EQUITIES	***	*****	3,080,847	18	*****	*****	*****	4,879,951	87	4,805,208	85	*****	*****
INVESTMENT ACTIVITY	*****	*****	3,080,847	18	*****	*****	*****	4,879,951	87	4,805,208	85	*****	*****
CAPITAL CHANGE	*****	*****	1,141,177	03	*****	*****	*****	1,141,177	03	1,141,177	03	*****	*****
MISCELLANEOUS	*****	*****	23,418	13	*****	*****	*****	00	00	00	00	*****	*****
TOTALS FOR CATEGORY	***	*****	4,245,543	32	*****	*****	*****	8,021,128	70	5,948,383	88	*****	*****
TOTAL EQUITIES	***	*****	3,080,847	18	*****	*****	*****	4,879,951	87	4,805,208	85	*****	*****
INVESTMENT ACTIVITY	*****	*****	3,080,847	18	*****	*****	*****	4,879,951	87	4,805,208	85	*****	*****
CAPITAL CHANGE	*****	*****	1,141,177	03	*****	*****	*****	1,141,177	03	1,141,177	03	*****	*****
MISCELLANEOUS	*****	*****	23,418	13	*****	*****	*****	00	00	00	00	*****	*****
TOTALS FOR CATEGORY	***	*****	4,245,543	32	*****	*****	*****	8,021,128	70	5,948,383	88	*****	*****
TOTAL EQUITIES	***	*****	3,080,847	18	*****								

BT RETIREMENT SERVICES INC
 ACCOUNT 121324 COMBINED ACCOUNT
 SECURITY TRANSACTION REPORT
 MONTHLY
 FROM 01/01/2001 TO 01/31/2001
 MCCUNE FOUNDATION - COMBINED ACCT
 PREPARED ON ACCRUAL BASIS (TRADE-DATED)
 02/16/01 NMEEH PAGE 88
 GLOBAL ASSETS - DB

*****A C Q U I R E D*****
 NUMBER OF UNIT COST SHRS OR \$ PAR
 23,418 13 4,245,543 32
 00 00 00 00

 MISCELLANEOUS
 TOTALS FOR CATEGORY ***
 6,021,128 70
 B,846,383 88 *****
 74,744.72-
 GAIN OR LOSS
 00 00
 December 31 2001

LIBILITIES	UNIT	COST	SHRS OR \$ PAR	BOOK VALUE	PROCEEDS	UNIT	GAIN OR LOSS
MISCELLANEOUS OTHER INVESTMENTS							
US 1 BOND FUTURE							
EXPIRES 30MAR2001							
CHICAGO BRD OF TRADE							
MARGIN ACTIVITY	00	.00		.00			
LIABILITIES							
OPTIONS OUTSTANDING							
MISCELLANEOUS LIABILITIES							

US 10YR AGENCY FUTURE							
EXPIRES 21MAR2001							
CHICAGO BOARD OF TRADE							
MARGIN ACTIVITY	00	00	00	00	00	00	00
FREE RECEIPTS/DELIVERIES	300,000	00	00	00	3,160.88	00	3,160.88
**SECURITY TOTAL*	300,000	00	00	00	3,160.88	00	3,160.88
US 10 YEAR NOTE FUTURE MAR 01							
EXPIRES 21MAR2001							
CHICAGO BOARD OF TRADE							
MARGIN ACTIVITY	00	00	00	00	00	00	00
FREE RECEIPTS/DELIVERIES	700,000	00	00	00	12,798.31	00	12,798.31
**SECURITY TOTAL*	700,000	00	00	00	12,798.31	00	12,798.31

Marshall L. and Irene D. McCune Charitable Foundation, Inc
 EIN 85-0429439
 December 31 2001

Marshall L. and Irene D. McCune Charitable Foundation, Inc EIN 85 0429439

BT RETIREMENT SERVICES INC
ACCOUNT 121324 COMBINED ACCOUNT
SECURITY TRANSACTION REPORT
MONTHLY
FROM 01/01/2001 TO 01/31/2001
PREPARED ON ACCRUAL BASIS (TRADE-DATED)
02/18/01 NAME# PAGE 57
GLOBAL ASSETS - DB

UNIT	NUMBER OF	BOOK	VALUE	PROCEEDS	UNIT	PROCEEDS	LOSS-
UNIT	NUMBER OF	SHRS OR \$ PAR	COST	UNIT	NUMBER OF	SHRS OR \$ PAR	COST
OTC OPTION							
STRIKE 98 00 EXPIRES APR 2001							
OTC FQ30 6 50 4/03/01							
INVESTMENT ACTIVITY	500,000 00-	4,375 00-	88	00	00	00	00
**TOTAL OPTIONS OUTSTANDING							
INVESTMENT ACTIVITY	4,375 00-	00	00	00	00	00	00
MARGIN ACTIVITY	4,375 00-	00	00	00	00	00	00
FREE RECEIPTS/DELIVERIES	4,375 00-	00	00	00	00	00	00
**TOTALS FOR CATEGORY	4,375 00-	00	00	00	00	00	00
INVESTMENT LIABILITIES							
INVESTMENT ACTIVITY	4,375 00-	00	00	00	00	00	00
MARGIN ACTIVITY	4,375 00-	00	00	00	00	00	00
FREE RECEIPTS/DELIVERIES	4,375 00-	00	00	00	00	00	00
**TOTALS FOR CATEGORY	4,375 00-	00	00	00	00	00	00
ACCOUNT PERIOD TOTALS							
**TOTAL	18,225,941 89	15,917,463.51	15,958,255 99	40,792 48	22,138 82-	2,108 83	00
INVESTMENT ACTIVITY	18,225,941 89	15,917,463.51	15,958,255 99	40,792 48	22,138 82-	2,108 83	00
MARGIN ACTIVITY	00	00	00	00	00	00	00
PAYMENT/MATURITY	00	00	00	00	00	00	00
FREE RECEIPTS/DELIVERIES	189,284 45	189,288 75	122,878 35	2,108 83	00	00	00
CAPITAL CHANGE	1,288,773 11	1,289,773 11	1,298,773 11	00	00	00	00
ACCRETION/AMORTIZATION	51,480 14	9,845 83	00	00	00	00	00
MISCELLANEOUS	23,419 13	00	00	00	00	00	00
ACCOUNT GRAND TOTAL	17,789,918 72	17,843,951 82	17,357,888 83	19,789 89	00	00	00

Marshall L. and P. D. McCune Charitable Foundation, Inc EIN 85 0429439
 December 31 2001

BT RETIREMENT SERVICES INC
 SECURITY TRANSACTION REPORT
 MONTHLY
 FROM 02/01/2001 TO 02/28/2001
 PREPARED ON ACCRUAL BASIS (TRADE-DATED)
 ACCOUNT 121324 COMBINED ACCOUNT
 THE MARSHALL L AND PERRINE D
 MCCUNE CHARITABLE FOUNDATION
 COMBINED ACCOUNT
 GLOBAL ASSETS - DB
 PREPARED ON ACCRUAL BASIS (TRADE-DATED)
 PAGE 1
 03/18/01 N1

*****A C Q U I R E D*****
 NUMBER OF UNIT COST SHRS OR \$ PAR
 BOOK VALUE PROCEEDS UNIT GAIN OR LOSS-

FIXED INCOME	NUMBER OF UNIT	COST	SHRS OR \$ PAR	BOOK VALUE	PROCEEDS	UNIT	GAIN OR LOSS-
BT INSTITUTIONAL LIQUID ASSETS FUND							
INSTITUTIONAL LIQUID ASSETS FUND							

GOVERNMENTAL OBLIGATIONS							
US GOVERNMENT SECURITIES							
TREASURY NOTES							

U. S. GOVERNMENT TREASURY NOTES							
3.825% DTD 15JAN1998 DUE 15JAN2008							
(IIN)							
INVESTMENT ACTIVITY	00	00	00	313,812.44	328,013.38	108.87	15,200.84
ACCRETION/AMORTIZATION	00	00	00	81.31	.00		.00
**SECURITY TOTAL*	00	00	00	313,893.75	328,013.38	108.87	15,200.84

UNITED STATES TREASURY NOTE							
3.875% DTD 15JAN1998 DUE 15JAN2008							
(IIN)							
INVESTMENT ACTIVITY	00	00	00	210,783.13	218,879.74	109.44	8,088.81
ACCRETION/AMORTIZATION	00	00	00	28.30	.00		.00
**SECURITY TOTAL*	00	00	00	210,811.43	218,879.74	109.44	8,088.81

GLOBAL ASSETS - DB
SECURITY TRANSACTION REPORT
MONTHLY
FROM 02/01/2001 TO 02/28/2001
PREPARED ON ACCRUAL BASIS (TRADE-DATED)
PAGE 3

*****A C Q U I R E D*****
NUMBER OF UNIT COST SHRS OR \$ PAR
BOOK VALUE PROCEEDS UNIT GAIN OR LOSS-

UNIT	COST	SHRS OR \$ PAR	BOOK VALUE	PROCEEDS	UNIT	GAIN OR LOSS-
00	00	00	105 00	00	00	00
ACCRETION/AMORTIZATION						
UNITED STATES TREAS BDS						
DTD 02/15/1980 @ 800% 02/15/2020						
INVESTMENT ACTIVITY	75,000.00	132 48	52,852.40	52,807 81	132.02	144 88-
ACCRETION/AMORTIZATION						
UNITED STATES TREAS BDS						
DTD 08/15/1980 @ 750% 08/15/2020						
INVESTMENT ACTIVITY	75,000.00	89,371.08	52,852.40	52,807 81	.00	144 88-
ACCRETION/AMORTIZATION						
UNITED STATES TREAS BDS						
DTD 08/15/1980 @ 750% 08/15/2020						
SECURITY TOTAL*	75,000.00	89,371.08	53,099.88	52,807 81	***	144 88-
INVESTMENT ACTIVITY	230,000.00	318,455 83	138.48	.00	.00	00
ACCRETION/AMORTIZATION						
UNITED STATES TREAS BDS						
DTD 11/15/1981 @ 000% 11/15/2021						
INVESTMENT ACTIVITY	00	.00	8.32	.00	.00	.00
ACCRETION/AMORTIZATION						
UNITED STATES TREAS BD						
DTD 08/15/1988 @ 875% 08/15/2025						
ACCRETION/AMORTIZATION	00	.00	82 32	.00	.00	.00
INVESTMENT ACTIVITY	00	.00	82 32	.00	.00	.00
ACCRETION/AMORTIZATION						
UNITED STATES TREASURY BOND						
08/15/1987 @ 375% 08/15/2027						
INVESTMENT ACTIVITY	00	.00	82,837.35	83,187 87	110 88	830 82
ACCRETION/AMORTIZATION						
SECURITY TOTAL*	00	.00	82,878 58	83,187.87	***	830 82

BT RETIREMENT SERVICES INC
 ACCOUNT 121324 COMBINED ACCOUNT
 SECURITY TRANSACTION REPORT
 MONTHLY
 FROM 02/01/2001 TO 02/28/2001
 MCGUNE FOUNDATION - COMBINED ACCT
 D I S P O S E D
 GLOBAL ASSETS - DB
 PREPARED ON ACCRUAL BASIS (TRADE-DATED)
 03/18/01 N1 PAGE 7

*****A C C U I R E D*****		*****D I S P O S E D*****		*****GAIN OR LOSS*****	
NUMBER OF UNIT	COST	NUMBER OF UNIT	BOOK VALUE	UNIT	PROCEEDS
FEDERAL NATL MTG ASSN GTD MTG PASS THRU CTF POOL #486788 B 500% 03/01/2014					
00	00	108 48	102 88	108 48	100 00
00	5 78	108 48	102 88	3 80	3 80
PAYMENT/MATURITY ACCRETION/AMORTIZATION					
00	00	108 48	102 88	3 80	3 80
FEDERAL NATL MTG ASSN GTD MTG PASS THRU CTF POOL #B08538 B 500% 07/01/2028					
00	00	4,588.88	4,301.84	4,588.88	100.00
00	87.04	4,588.88	4,301.84	287.05	287.05
PAYMENT/MATURITY ACCRETION/AMORTIZATION					
00	00	4,588.88	4,301.84	4,588.88	100.00
00	87.04	4,588.88	4,301.84	287.05	287.05
FEDERAL NATL MTG ASSN GTD MTG PASS THRU CTF POOL #B35338 B 500% 10/01/2028					
00	00	4,280.78	4,397.48	4,280.78	100.00
00	00	4,280.78	4,397.48	108 88	108 88
PAYMENT/MATURITY ACCRETION/AMORTIZATION					
00	00	4,280.78	4,397.48	108 88	108 88
FEDERAL NATL MTG ASSN GTD MTG PASS THRU CTF POOL #535898 0.000% 02/01/2011					
00	00	4,280.78	4,417.17	4,280.78	00
00	00	4,280.78	4,417.17	108 88	108 88
PAYMENT/MATURITY ACCRETION/AMORTIZATION					
00	00	4,280.78	4,417.17	108 88	108 88
INVESTMENT ACTIVITY ACCRETION/AMORTIZATION					
85,000 00	88,155 47	00	00	00	00
85,000 00	88,155 47	00	00	00	00
**SECURITY TOTAL*					
85,000.00	88,155.47	00	00	00	00

BT RETIREMENT SERVICES INC
ACCOUNT 121324 COMBINED ACCOUNT
SECURITY TRANSACTION REPORT
MONTHLY
FROM 02/01/2001 TO 02/28/2001
GLOBAL ASSETS - DB
PREPARED ON ACCRUAL BASIS (TRADE-DATED)
03/16/01 M1 PAGE 8

*****A C Q U I R E D*****
NUMBER OF UNIT COST SHRS OR \$ PAR
*****S E L L*****
NUMBER OF UNIT COST SHRS OR \$ PAR
GAIN OR LOSS-

DESCRIPTION	UNIT	COST	SHRS OR \$ PAR	BOOK VALUE	PROCEEDS	UNIT	GAIN OR LOSS-
GOVERNMENT NATL MTG ASSN PASS THRU CTF POOL #351425 7.000% 02/15/2024	00	00	00	00	00	00	00
PAYMENT/MATURITY	00	00	00	00	00	00	00
ACCRETION/AMORTIZATION	00	00	00	00	00	00	00
**SECURITY TOTAL*	00	00	00	00	00	00	00
GOVERNMENT NATL MTG ASSN PASS THRU CTF POOL #354815 6.500% 05/15/2024	00	00	00	00	00	00	00
PAYMENT/MATURITY	00	00	00	00	00	00	00
ACCRETION/AMORTIZATION	00	00	00	00	00	00	00
**SECURITY TOTAL*	00	00	00	00	00	00	00
GOVERNMENT NATL MTG ASSN PASS THRU CTF POOL #360853 6.500% 04/15/2024	00	00	00	00	00	00	00
PAYMENT/MATURITY	00	00	00	00	00	00	00
ACCRETION/AMORTIZATION	00	00	00	00	00	00	00
**SECURITY TOTAL*	00	00	00	00	00	00	00
GOVERNMENT NATL MTG ASSN PASS THRU CTF POOL #368578 6.500% 04/15/2024	00	00	00	00	00	00	00
PAYMENT/MATURITY	00	00	00	00	00	00	00
ACCRETION/AMORTIZATION	00	00	00	00	00	00	00
**SECURITY TOTAL*	00	00	00	00	00	00	00
PAYMENT/MATURITY	00	00	00	00	00	00	00
ACCRETION/AMORTIZATION	00	00	00	00	00	00	00
**SECURITY TOTAL*	00	00	00	00	00	00	00

383.20 378.81 383.20 378.81 383.20 378.81 383.20 378.81
4.38 .00 4.38 .00 4.38 .00 4.38 .00
4.38 .00 4.38 .00 4.38 .00 4.38 .00

BT RETIREMENT SERVICES INC
 ACCOUNT 121324 COMBINED ACCOUNT
 MCCUNE FOUNDATION - COMBINED ACCT
 FROM 02/01/2001 TO 02/28/2001
 PREPARED ON ACCRUAL BASIS (TRADE-DATED)
 03/18/01 NI PAGE 9
 December 31 2001
 Marshall L and D McCune Charitable Foundation Inc EIN 85 0429439

GLOBAL ASSETS - DB		SECURITY TRANSACTION REPORT		MCCUNE FOUNDATION - COMBINED ACCT		BT RETIREMENT SERVICES INC	
UNIT	PROCEEDS	BOOK VALUE	NUMBER OF SHRS OR \$ PAR	UNIT COST	NUMBER OF SHRS OR \$ PAR	UNIT COST	NUMBER OF SHRS OR \$ PAR
100.00	288.90	281.42	288.80	.00	288.90	.00	288.80
100.00	437.18	432.18	437.18	.00	437.18	.00	437.18
100.00	358.74	346.82	358.74	.00	358.74	.00	358.74
100.00	8,900.18	8,828.13	8,900.18	.00	8,900.18	.00	8,900.18
100.00	8,900.18	8,831.34	8,900.18	.00	8,900.18	.00	8,900.18
100.00	288.90	281.42	288.80	.00	288.90	.00	288.80
100.00	437.18	432.18	437.18	.00	437.18	.00	437.18
100.00	358.74	346.82	358.74	.00	358.74	.00	358.74
100.00	8,900.18	8,828.13	8,900.18	.00	8,900.18	.00	8,900.18
100.00	8,900.18	8,831.34	8,900.18	.00	8,900.18	.00	8,900.18
100.00	288.90	281.42	288.80	.00	288.90	.00	288.80
100.00	437.18	432.18	437.18	.00	437.18	.00	437.18
100.00	358.74	346.82	358.74	.00	358.74	.00	358.74
100.00	8,900.18	8,828.13	8,900.18	.00	8,900.18	.00	8,900.18
100.00	8,900.18	8,831.34	8,900.18	.00	8,900.18	.00	8,900.18
100.00	288.90	281.42	288.80	.00	288.90	.00	288.80
100.00	437.18	432.18	437.18	.00	437.18	.00	437.18
100.00	358.74	346.82	358.74	.00	358.74	.00	358.74
100.00	8,900.18	8,828.13	8,900.18	.00	8,900.18	.00	8,900.18
100.00	8,900.18	8,831.34	8,900.18	.00	8,900.18	.00	8,900.18
100.00	288.90	281.42	288.80	.00	288.90	.00	288.80
100.00	437.18	432.18	437.18	.00	437.18	.00	437.18
100.00	358.74	346.82	358.74	.00	358.74	.00	358.74
100.00	8,900.18	8,828.13	8,900.18	.00	8,900.18	.00	8,900.18
100.00	8,900.18	8,831.34	8,900.18	.00	8,900.18	.00	8,900.18
100.00	288.90	281.42	288.80	.00	288.90	.00	288.80
100.00	437.18	432.18	437.18	.00	437.18	.00	437.18
100.00	358.74	346.82	358.74	.00	358.74	.00	358.74
100.00	8,900.18	8,828.13	8,900.18	.00	8,900.18	.00	8,900.18
100.00	8,900.18	8,831.34	8,900.18	.00	8,900.18	.00	8,900.18
100.00	288.90	281.42	288.80	.00	288.90	.00	288.80
100.00	437.18	432.18	437.18	.00	437.18	.00	437.18
100.00	358.74	346.82	358.74	.00	358.74	.00	358.74
100.00	8,900.18	8,828.13	8,900.18	.00	8,900.18	.00	8,900.18
100.00	8,900.18	8,831.34	8,900.18	.00	8,900.18	.00	8,900.18
100.00	288.90	281.42	288.80	.00	288.90	.00	288.80
100.00	437.18	432.18	437.18	.00	437.18	.00	437.18
100.00	358.74	346.82	358.74	.00	358.74	.00	358.74
100.00	8,900.18	8,828.13	8,900.18	.00	8,900.18	.00	8,900.18
100.00	8,900.18	8,831.34	8,900.18	.00	8,900.18	.00	8,900.18
100.00	288.90	281.42	288.80	.00	288.90	.00	288.80
100.00	437.18	432.18	437.18	.00	437.18	.00	437.18
100.00	358.74	346.82	358.74	.00	358.74	.00	358.74
100.00	8,900.18	8,828.13	8,900.18	.00	8,900.18	.00	8,900.18
100.00	8,900.18	8,831.34	8,900.18	.00	8,900.18	.00	8,900.18
100.00	288.90	281.42	288.80	.00	288.90	.00	288.80
100.00	437.18	432.18	437.18	.00	437.18	.00	437.18
100.00	358.74	346.82	358.74	.00	358.74	.00	358.74
100.00	8,900.18	8,828.13	8,900.18	.00	8,900.18	.00	8,900.18
100.00	8,900.18	8,831.34	8,900.18	.00	8,900.18	.00	8,900.18
100.00	288.90	281.42	288.80	.00	288.90	.00	288.80
100.00	437.18	432.18	437.18	.00	437.18	.00	437.18
100.00	358.74	346.82	358.74	.00	358.74	.00	358.74
100.00	8,900.18	8,828.13	8,900.18	.00	8,900.18	.00	8,900.18
100.00	8,900.18	8,831.34	8,900.18	.00	8,900.18	.00	8,900.18
100.00	288.90	281.42	288.80	.00	288.90	.00	288.80
100.00	437.18	432.18	437.18	.00	437.18	.00	437.18
100.00	358.74	346.82	358.74	.00	358.74	.00	358.74
100.00	8,900.18	8,828.13	8,900.18	.00	8,900.18	.00	8,900.18
100.00	8,900.18	8,831.34	8,900.18	.00	8,900.18	.00	8,900.18
100.00	288.90	281.42	288.80	.00	288.90	.00	288.80
100.00	437.18	432.18	437.18	.00	437.18	.00	437.18
100.00	358.74	346.82	358.74	.00	358.74	.00	358.74
100.00	8,900.18	8,828.13	8,900.18	.00	8,900.18	.00	8,900.18
100.00	8,900.18	8,831.34	8,900.18	.00	8,900.18	.00	8,900.18
100.00	288.90	281.42	288.80	.00	288.90	.00	288.80
100.00	437.18	432.18	437.18	.00	437.18	.00	437.18
100.00	358.74	346.82	358.74	.00	358.74	.00	358.74
100.00	8,900.18	8,828.13	8,900.18	.00	8,900.18	.00	8,900.18
100.00	8,900.18	8,831.34	8,900.18	.00	8,900.18	.00	8,900.18
100.00	288.90	281.42	288.80	.00	288.90	.00	288.80
100.00	437.18	432.18	437.18	.00	437.18	.00	437.18
100.00	358.74	346.82	358.74	.00	358.74	.00	358.74
100.00	8,900.18	8,828.13	8,900.18	.00	8,900.18	.00	8,900.18
100.00	8,900.18	8,831.34	8,900.18	.00	8,900.18	.00	8,900.18
100.00	288.90	281.42	288.80	.00	288.90	.00	288.80
100.00	437.18	432.18	437.18	.00	437.18	.00	437.18
100.00	358.74	346.82	358.74	.00	358.74	.00	358.74
100.00	8,900.18	8,828.13	8,900.18	.00	8,900.18	.00	8,900.18
100.00	8,900.18	8,831.34	8,900.18	.00	8,900.18	.00	8,900.18
100.00	288.90	281.42	288.80	.00	288.90	.00	288.80
100.00	437.18	432.18	437.18	.00	437.18	.00	

Marshall L. and F. D. McCune Charitable Foundation, Inc. EIN 85-0429439
 December 31 2001

BT RETIREMENT SERVICES INC
 ACCOUNT 121324 COMBINED ACCOUNT
 SECURITY TRANSACTION REPORT
 MONTHLY
 FROM 02/01/2001 TO 02/28/2001
 MCGUNE FOUNDATION - COMBINED ACCT
 PREPARED ON ACCRUAL BASIS (TRADE-DATED)
 03/18/01 M1
 PAGE 11
 GLOBAL ASSETS - DB

*****A C Q U I R E D*****
 NUMBER OF UNIT COST SHRS OR \$ PAR
 *****S E L L*****
 BOOK VALUE PROCEEDS
 UNIT GAIN OR LOSS-

DESCRIPTION	UNIT	COST	SHRS OR \$ PAR	BOOK VALUE	PROCEEDS	UNIT	GAIN OR LOSS-
FEDERAL HOME LN MTG CORP PARTN CTF GROUP #E70863 5 BOX 08/01/2013	00	00	2,192.23	2,190.55	2,192.23	100	00
PAYMENT/MATURITY	00	00					
ACCRETION/AMORTIZATION	00	00					
**SECURITY TOTAL*	00	00	27.05	2,192.23	2,192.23	00	00
FEDERAL HOME LN MTG CORP PARTN CTF GROUP #E73305 8 000% 11/01/2013	00	00	2,708.79	2,708.79	2,708.79	100	00
PAYMENT/MATURITY	00	00					
ACCRETION/AMORTIZATION	00	00					
**SECURITY TOTAL*	00	00	185.48	2,708.79	2,708.79	100	00
FEDERAL HOME LN MTG CORP PARTN CTF GROUP #E82080 7 500% 10/01/2009	00	00	7,832.24	7,879.28	7,832.24	100	00
PAYMENT/MATURITY	00	00					
ACCRETION/AMORTIZATION	00	00					
**SECURITY TOTAL*	00	00	00	18.58	7,832.24	100	00
FEDERAL HOME LN MTG CORP PARTN CTF GROUP #G10785 5.500% 02/01/2012	00	00	1,811.85	1,793.18	1,811.85	100	00
PAYMENT/MATURITY	00	00					
ACCRETION/AMORTIZATION	00	00					
**SECURITY TOTAL*	00	00	72.52	1,793.18	1,811.85	100	00

*****A Q U I R E D*****
 NUMBER OF UNIT COST SHRS OR \$ PAR
 *****S E D*****
 NUMBER OF UNIT COST SHRS OR \$ PAR
 BOOK VALUE PROCEEDS LOSS-
 GAIN OR

DESCRIPTION	NUMBER OF UNIT	COST	SHRS OR \$ PAR	BOOK VALUE	PROCEEDS	LOSS- GAIN OR
FEDERAL HOME LN MTG CORP PARTN CTF GROUP #C00843 8.500% 08/01/2028	.00	.00	2,053.10	1,820.81	2,053.10	132.18
ACCRETION/AMORTIZATION	.00	.00	.00	.00	.00	.00
PAYMENT/MATURITY	.00	.00	.00	.00	.00	.00
**SECURITY TOTAL*	.00	.00	2,053.10	1,820.81	2,053.10	132.18
FEDERAL HOME LN MTG CORP PARTN CTF GROUP #C00873 8.500% 10/01/2028	.00	.00	2,053.10	1,820.81	2,053.10	132.18
ACCRETION/AMORTIZATION	.00	.00	.00	.00	.00	.00
PAYMENT/MATURITY	.00	.00	.00	.00	.00	.00
**SECURITY TOTAL*	.00	.00	2,053.10	1,820.81	2,053.10	132.18
FEDERAL HOME LOAN MORTGAGE CORPORATION POOL#C00872 8.0% DTD 01APR2000 DUE 01APR2030	.00	.00	598.58	588.44	598.58	30.14
ACCRETION/AMORTIZATION	.00	.00	.00	.00	.00	.00
PAYMENT/MATURITY	.00	.00	.00	.00	.00	.00
**SECURITY TOTAL*	.00	.00	598.58	588.44	598.58	30.14
FEDERAL HOME LN MTG CORP PARTN CTF GROUP #C00873 8.500% 10/01/2028	.00	.00	1,437.44	1,445.77	1,437.44	8.33-
ACCRETION/AMORTIZATION	.00	.00	.00	1.38	.00	.00
PAYMENT/MATURITY	.00	.00	.00	.00	.00	.00
**SECURITY TOTAL*	.00	.00	1,437.44	1,445.77	1,437.44	8.33-
FEDERAL HOME LN MTG CORP PARTN CTF GROUP #C01050 7.500% 09/01/2030	.00	.00	1,437.44	1,447.13	1,437.44	8.33-
ACCRETION/AMORTIZATION	.00	.00	.00	.00	.00	.00
PAYMENT/MATURITY	.00	.00	.00	.00	.00	.00
**SECURITY TOTAL*	.00	.00	1,437.44	1,447.13	1,437.44	8.33-
FEDERAL HOME LN MTG CORP PARTN CTF GROUP #C01050 7.500% 09/01/2030	.00	.00	821.38	814.42	821.38	8.98
ACCRETION/AMORTIZATION	.00	.00	.00	.00	.00	.00
PAYMENT/MATURITY	.00	.00	.00	.00	.00	.00
**SECURITY TOTAL*	.00	.00	821.38	814.42	821.38	8.98

BT RETIREMENT SERVICES INC
SECURITY TRANSACTION REPORT
MONTHLY
FROM 02/01/2001 TO 02/28/2001
MCCUNE FOUNDATION - COMBINED ACCT
PREPARED ON ACCRUAL BASIS (TRADE-DATED)
03/18/01 N1 PAGE 13

*****A C Q U I R E D*****	NUMBER OF	COST	SHRS OR \$ PAR	BOOK	VALUE	PROCEEDS	UNIT	GAIN OR	LOSS-
FEDERAL HOME LN MTG CORP PARTN CTF GROUP #C25588 8.500% 04/01/2028	00	00	00	388 47	373 75	388 47	100 00	12 72	00
PAYMENT/MATURITY	00	00	00						
ACCRETION/AMORTIZATION	00	00	00						
**SECURITY TOTAL*	00	00	00	388 47	373 75	388 47	100 00	12 72	00
FEDERAL HOME LN MTG CORP PARTN CTF GROUP #C32486 8.500% 11/01/2028	00	00	00	283 84	283 75	283 84	100 00	18 88	00
PAYMENT/MATURITY	00	00	00						
ACCRETION/AMORTIZATION	00	00	00						
**SECURITY TOTAL*	00	00	00	283 84	283 75	283 84	100 00	18 88	00
FEDERAL HOME LN MTG CORP PARTN CTF GROUP #C36048 8.500% 02/01/2030	00	00	00	82 14	76 82	82 14	100 00	8 52	00
PAYMENT/MATURITY	00	00	00						
ACCRETION/AMORTIZATION	00	00	00						
**SECURITY TOTAL*	00	00	00	82 14	76 82	82 14	100 00	8 52	00
FEDERAL HOME LN MTG CORP PARTN CTF GROUP #E00584 8.500% 07/01/2013	00	00	00	3,872 83	3,818 82	3,872 83	100 00	86 01	00
PAYMENT/MATURITY	00	00	00						
ACCRETION/AMORTIZATION	00	00	00						
**SECURITY TOTAL*	00	00	00	3,872 83	3,818 82	3,872 83	100 00	86 01	00

*****A C Q U I R E D*****
NUMBER OF UNIT COST SHRS OR \$ PAR

Marshall L and E D McCune Charitable Foundation Inc EIN 85-0429439
 December 31, 2001

BT RETIREMENT SERVICES INC. SECURITY TRANSACTION REPORT MONTHLY
 FROM 02/01/2001 TO 02/28/2001
 MCCUNE FOUNDATION - COMBINED ACCT
 03/18/01 N1
 PREPARED ON ACCRUAL BASIS (TRADE-DATED)
 PAGE 14

*****A C Q U I R E D*****	NUMBER OF UNIT	COST	SHRS OR \$ PAR	BOOK VALUE	PROCEEDS	UNIT	GAIN OR LOSS-
FEDERAL HOME LN MTG CORP PARIN CTF GROUP #786783 0 00% 08/01/2028							
PAYMENT/MATURITY	.00	.00	13,984.28	14,043.78	13,984.25	100.00	78.53
ACCRETION/AMORTIZATION	.00	.00	.00	8.81	.00	.00	.00
SECURITY TOTAL*	00	***	13,984.28	14,048.38	13,984.25	*****	78.53-
FEDERAL HOME LOAN MORTGAGE CORPORATION 6.875% DTD 22SEP2000 DUE 18SEP2010							
INVESTMENT ACTIVITY	385,000.00	420,378.98	108.42	.00	.00	.00	.00
FEDERAL HOME LN MTG CORP PARIN CTF GROUP# 141853 8 00% 07/01/2008							
PAYMENT/MATURITY	.00	.00	8,474.84	8,647.72	8,474.84	100.00	172.88-
ACCRETION/AMORTIZATION	.00	.00	.00	89.88	.00	.00	.00
SECURITY TOTAL*	00	***	8,474.84	8,743.30	8,474.84	*****	172.88-
FEDERAL NATIONAL MORTGAGE ASSOCIATION NOTES 7 00% DTD 14JUL00 DUE 15JUL2005							
INVESTMENT ACTIVITY	325,000.00	341,918.20	109.21	.00	.00	.00	.00
FNMA REMIC TR 1888-17 TRANCHE JH 0 00% DTD 01MAR1888 DUE 29APR2024							
ACCRETION/AMORTIZATION	00	60.28	00	00	00	00	00

BT RETIREMENT SERVICES INC. ACCOUNT 121324 COMBINED ACCOUNT

SECURITY TRANSACTION REPORT
 MONTHLY
 FROM 02/01/2001 TO 02/28/2001
 PREPARED ON ACCRUAL BASIS (TRADE-DATED)
 03/18/01 M1
 PAGE 15

MCCUNE FOUNDATION - COMBINED ACCT

*****A C Q U I R E D*****
 NUMBER OF SHRS OR \$ PAR COST
 UNIT COST
 NUMBER OF SHRS OR \$ PAR BOOK VALUE
 UNIT PROCEEDS
 GAIN OR LOSS-
 D I S P O S E D

ACCRETION/AMORTIZATION .00 47 05 .00 .00 .00 .00 .00 .00
 FEDERAL MATL MTG ASSN
 GTD MTG PASS THRU CTF POOL #F051LR
 0.00% 10/25/2028

**TOTAL OTHER FEDERAL AGENCIES
 INVESTMENT ACTIVITY *****
 PAYMENT/MATURITY *****
 ACCRETION/AMORTIZATION *****
 TOTALS FOR CATEGORY ***
 FOREIGN GOVERNMENTAL OBLIGATIONS *****
 BRAZIL (FEDERATIVE REPUBLIC OF)
 FLT RATE NOTE 15APR12 USD250000(BR)
 SERIES 18YR

INVESTMENT ACTIVITY .00 00 .00 .00 .00 .00 .00 .00
 ACCRETION/AMORTIZATION .00 45 00 .00 .00 .00 .00 .00
 SECURITY TOTAL* .00 45 00 ***

REPUBLIC OF BRAZIL
 ISIN #XS0048883478
 8 00% 04/15/2014
 INVESTMENT ACTIVITY .00 00 .00 .00 .00 .00 .00 .00
 ACCRETION/AMORTIZATION .00 28 23 .00 .00 .00 .00 .00
 SECURITY TOTAL* .00 28 23 ***

INVESTMENT ACTIVITY .00 28 23 .00 .00 .00 .00 .00 .00
 ACCRETION/AMORTIZATION .00 24 828 20 .00 .00 .00 .00 .00 .00
 SECURITY TOTAL* .00 24 828 20 ***

INVESTMENT ACTIVITY .00 24 828 20 .00 .00 .00 .00 .00 .00
 ACCRETION/AMORTIZATION .00 18 882 40 .00 .00 .00 .00 .00 .00
 SECURITY TOTAL* .00 18 882 40 ***

INVESTMENT ACTIVITY .00 18 882 40 .00 .00 .00 .00 .00 .00
 ACCRETION/AMORTIZATION .00 19 825 80 .00 .00 .00 .00 .00 .00
 SECURITY TOTAL* .00 19 825 80 ***

INVESTMENT ACTIVITY .00 19 825 80 .00 .00 .00 .00 .00 .00
 ACCRETION/AMORTIZATION .00 14 357 21 .00 .00 .00 .00 .00 .00
 SECURITY TOTAL* .00 14 357 21 ***

INVESTMENT ACTIVITY .00 14 357 21 .00 .00 .00 .00 .00 .00
 ACCRETION/AMORTIZATION .00 14 017 12 .00 .00 .00 .00 .00 .00
 SECURITY TOTAL* .00 14 017 12 ***

Marshall L and
 December 31 2001

D McCune Charitable Foundation Inc

EIN 85-0429439

383 18

383 19

863 20

863 20

863 20

GAIN OR
LOSS-

GLOBAL ASSETS - DB
PREPARED ON ACCRUAL BASIS (TRADE-DATED)
03/18/01 N1 PAGE 18

SECURITY TRANSACTION REPORT
MONTHLY
FROM 02/01/2001 TO 02/28/2001
MCCUNE FOUNDATION - COMBINED ACCT

ACCOUNT 121324 COMBINED ACCOUNT

NUMBER OF UNIT	COST	SHRS OR \$ PAR	BOOK VALUE	PROCEEDS	UNIT GAIN OR LOSS-
00	88.81	00	.00	.00	00
ACCRETION/AMORTIZATION					
CENTRAL BANK PHILIPPINES					
8 28% 12/01/2017					
ISIN#XS0038862281					
ACCRETION/AMORTIZATION					
BRAZIL FEDERATIVE REP					
US\$ GLOBAL BD					
14.500% 10/15/2009					
00	.00	.00	108,877.33	112,080.00	5,182.87
INVESTMENT ACTIVITY					
ACCRETION/AMORTIZATION					
00	.00	.00	108,841.38	112,080.00	5,182.87
**SECURITY TOTAL*					
00	.00	100,000.00	108,841.38	112,080.00	5,182.87
UNITED MEXICAN STATES					
11.375% 08/15/2018					
ISIN # US583048BA88					
ACCRETION/AMORTIZATION					
PANAMA(REPUBLIC OF)					
9 825% DTD 08FEB01 DUE 08FEB2011					
58,000.00	58,812.88	2.42	.00	.00	80.00
INVESTMENT ACTIVITY					
ACCRETION/AMORTIZATION					
58,000.00	58,812.88	2.42	.00	.00	80.00
**SECURITY TOTAL*					

*****A C Q U I R E D*****
 NUMBER OF UNIT COST SHRS OR \$ PAR
 GAIN OR LOSS- UNIT PROCEEDS

ASIA GLOBAL CROSSING LTD	13 375% DTD 120CT2000 DUE 150CT2010	ACCRETION/AMORTIZATION	00	4 18	.00	.00	.00	.00	.00	.00	.00
CHARTER COMMUNICATIONS HLDGS	10 250% DTD 12JAN2000 DUE 15JAN2010	ACCRETION/AMORTIZATION	00	.00	.00	5,000.00	4,824.88	5,200.00	104 00	375 14	.00
COX COMMUNICATIONS INC NEW	NOTES	ACCRETION/AMORTIZATION	00	.00	.00	5,000.00	4,824.88	5,200.00	104 00	375 14	.00
SECURITY TOTAL*			.00	84 ***		5,000.00	4,824.88	5,200.00	00 *****	375 14	
CHARTER COMMUNICATIONS INC NEW	7 750% DTD 07NOV2000 DUE 01NOV2010	INVESTMENT ACTIVITY	.00	.00	.00	60,000.00	59,833.10	64,045.80	108 74	4,212 70	.00
ACCRETION/AMORTIZATION			.00	3 05	.00	60,000.00	59,833.10	64,045.80	00	4,212 70	.00
SECURITY TOTAL*			00	3 05 ***		60,000.00	59,833.10	64,045.80	80 *****	4,212 70	
ECHOSTAR BROADBAND CORP	SERIES 144A	INVESTMENT ACTIVITY	00	.00	.00	10,000.00	9,883.71	10,500.00	00	836.28	.00
ACCRETION/AMORTIZATION			00	.00	.00	10,000.00	9,883.71	10,500.00	00	836.28	.00
SECURITY TOTAL*			00	3.41 ***		10,000.00	9,883.71	10,500.00	00 *****	836.28	
FRONTIER CORP	DEALER REMARKETABLE SECS	INVESTMENT ACTIVITY	00	.00	.00	15,000.00	13,778.03	14,081.25	83 88	303.22	.00
ACCRETION/AMORTIZATION			00	.00	.00	15,000.00	13,778.03	14,081.25	00	303.22	.00
SECURITY TOTAL*			00	3.41 ***		15,000.00	13,778.03	14,081.25	00 *****	303.22	

Bankers Trust Company
 A subsidiary of Deutsche Bank

BT RETIREMENT SERVICES INC
ACCOUNT 121324 COMBINED ACCOUNT
FROM 02/01/2001 TO 02/28/2001
MCCUNE FOUNDATION - COMBINED ACCT
PREPARED ON ACCRUAL BASIS (TRADE-DATED)
03/18/01 N1 PAGE 18

GLOBAL ASSETS - DB	MONTHLY SECURITY TRANSACTION REPORT	GLOBAL ASSETS - DB	MONTHLY SECURITY TRANSACTION REPORT	GLOBAL ASSETS - DB	MONTHLY SECURITY TRANSACTION REPORT	GLOBAL ASSETS - DB	MONTHLY SECURITY TRANSACTION REPORT
NUMBER OF UNIT	COST	SHRS OR \$ PAR	BOOK VALUE	PROCEEDS	UNIT	GAIN OR LOSS	PROCEEDS
ACCRETION/AMORTIZATION	11.42	.00	.00	.00	.00	.00	.00
GLOBAL CROSS HLDG LTD SERIES 144A 8 700% DTD 28JAN2001 01AUG2007							
ACCRETION/AMORTIZATION	.00	.00	.00	.00	.00	.00	.00
MGC COMMUNICATIONS INC 13.000% DTD 24MAR2000 DUE 01APR2010							
INVESTMENT ACTIVITY	.00	.00	4,718.29	2,925.00	58 50	1,780.29	
ACCRETION/AMORTIZATION	.00	.00	.00	.00	.00	.00	.00
MCLEOD INC 11 375% DTD 18JAN2001 DUE 01JAN2008							
ACCRETION/AMORTIZATION	.00	.00	7 13	.00	.00	.00	.00
NEXTEL INTL INC 12 750% DTD 01AUG2000 DUE 01AUG2010							
INVESTMENT ACTIVITY	.00	.00	18,828 41	17,888.75	89 34	1,857 88-	
CAPITAL CHANGE	18,828 14	88 13	.00	.00	.00	.00	
ACCRETION/AMORTIZATION	.00	.00	.00	.00	.00	.00	.00
INVESTMENT ACTIVITY	19,828 41	*****	20,000 00	19,828.41		1,857 88-	
NEXTEL COMMUNICATIONS INC 8 375% DTD 12NOV1998 DUE 15NOV2008							
ACCRETION/AMORTIZATION	38,337.50	85 84	.00	.00	.00	.00	.00
INVESTMENT ACTIVITY	38,339 38	*****	.00	.00	.00	.00	.00
**SECURITY TOTAL*	40,000 00		40,000 00	40,000 00	40,000 00	40,000 00	40,000 00

BT RETIREMENT SERVICES INC
 SECURITY TRANSACTION REPORT
 MONTHLY
 FROM 02/01/2001 TO 02/28/2001
 MCGUNE FOUNDATION - COMBINED ACCT
 PREPARED ON ACCRUAL BASIS (TRADE-DATED)
 03/18/01 M1 PAGE 20

*****A Q U I R E D*****	NUMBER OF	SHRS OR \$ PAR	COST	UNIT	NUMBER OF	BOOK	VALUE	PROCEEDS	UNIT	LOSS-
NEXTEL COMMUNICATIONS INC 8 50% DTD 28JAN01 DUE 01FEB2011	.00	.00	.00	.00	35,000.00	35,000.00	34,478.00	88.50	825.00-	
INVESTMENT ACTIVITY										
NEXTEL PARTNERS INC 11 000% DTD 08SEP2000 DUE 15MAR2010	.00	.00	.00	.00	15,000.00	14,928.30	14,887.50	97.82	240.80-	
INVESTMENT ACTIVITY										
ACCRETION/AMORTIZATION	.00	.00	.00	.00						
**SECURITY TOTAL*	.00	.00	.00	.00	15,000.00	14,928.30	14,887.50	97.82	240.80-	
NEXTEL PARTNERS INC 11 000% DTD 18SEP2000 DUE 15MAR2010	.00	.00	.00	.00	15,000.00	14,244.43	14,550.00	97.00	305.87	
INVESTMENT ACTIVITY										
ACCRETION/AMORTIZATION	.00	.00	.00	.00						
**SECURITY TOTAL*	.00	.00	.00	.00	15,000.00	14,244.43	14,550.00	97.00	305.87	
SPRINT CAP CORP 11/18/1988 5.700% 11/15/2003	.00	.00	.00	.00	.00	.00	.00	.00	.00	
ACCRETION/AMORTIZATION										
111.29										
VOICESTREAM WIRELESS CORP SENIOR NOTES 10 375% DTD 09NOV1899 DUE 15NOV2008	.00	.00	.00	.00	30,000.00	32,522.87	33,800.00	112.87	1,277.33	
INVESTMENT ACTIVITY										
ACCRETION/AMORTIZATION	.00	.00	.00	.00						
**SECURITY TOTAL*	.00	.00	.00	.00	30,000.00	32,522.87	33,800.00	112.87	1,277.33	

BT RETIREMENT SERVICES INC
ACCOUNT 121324 COMBINED ACCOUNT
SECURITY TRANSACTION REPORT
MONTHLY
FROM 02/01/2001 TO 02/28/2001
PREPARED ON ACCRUAL BASIS (TRADE-DATED)
PAGE 21

*****A C Q U I R E D*****
NUMBER OF UNIT COST
*****D I S P O S E D*****
BOOK VALUE PROCEEDS UNIT GAIN OR LOSS

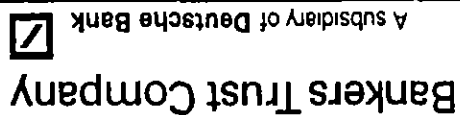
ACCRETION/AMORTIZATION	NUMBER OF	UNIT	COST	NUMBER OF	SHRS OR \$ PAR	BOOK	VALUE	PROCEEDS	UNIT	GAIN OR	LOSS
7 375% DTD 18DEC2000 DUE 15JAN2008	00		4.27	00		.00	.00	.00	00	.00	.00
WORLD COM INC NTS SERIES 144A											
**TOTAL NON-AT&T TELEPHONE OBLIGATIONS											
INVESTMENT ACTIVITY	38,337	50	*****	*****		224,108	22	228,045	80	*****	3,939.58
CAPITAL CHANGE	18,828	14	*****	*****		.00	.00	.00	*****	.00	.00
ACCRETION/AMORTIZATION	18,158	35	*****	*****		22.89		.00	*****	.00	.00
TOTALS FOR CATEGORY	58,321	99	***	*****		224,129	15	228,045	80	*****	3,939.58
ELECTRIC UTILITIES											
AES CORP 8 375% DTD 12SEP2000 15SEP2010	.00		.00	.00		.00	.00	.00	.00	.00	.00
ACCRETION/AMORTIZATION											
AES CORP SR NT 08/11/1999 8 500% 08/01/2009	.00		.00	.00		.00	.00	.00	.00	.00	.00
ACCRETION/AMORTIZATION											
ALLIED WASTE NORTH AMERICA SERIES 144A 8.875% DTD 30JAN2001 DUE 01APR2008	40,000	.00	41,137.50	102	84	.00	.00	.00	.00	.00	.00
ACCRETION/AMORTIZATION											
SECURITY TOTAL*	40,000	.00	41,137.50	***		4.48		.00	*****	.00	.00
CALPINE CORP SENIOR NOTE 8 825% DTD 10AUG2000 DUE 15AUG2010	.00		.00	.00		19,978	40	20,455	80	102.28	477.20
INVESTMENT ACTIVITY											
ACCRETION/AMORTIZATION											
SECURITY TOTAL*	20,000	.00	20,000.00	***		19,978	40	20,455	80	*****	477.20

BT RETIREMENT SERVICES INC
SECURITY TRANSACTION REPORT
MONTHLY
FROM 02/01/2001 TO 02/28/2001
MCCUNE FOUNDATION - COMBINED ACCT
PREPARED ON ACCRUAL BASIS (TRADE-DATED)
PAGE 23
03/16/01 N1

*****A C Q U I R E D*****	NUMBER OF	SHRS OR \$ PAR	COST	UNIT	NUMBER OF	BOOK	VALUE	PROCEEDS	UNIT	GAIN OR	LOSS-
CREDIT SUISSE FIRST BOSTON MTG SECS COML MTG PASS THRU CTF 1987-C2 CL A-X IO 11/17/2022											
ACCT 121324 COMBINED ACCOUNT											
BT RETIREMENT SERVICES INC											
ACCRETION/AMORTIZATION	00	3,224.57	00	00	00	00	00	00	00	00	00
OIL INDUSTRIALS											
GREY WOLF INC 8 875% DTD 01JUL1998 DUE 01JUL2007											
ACCRETION/AMORTIZATION	00	25.88	00	00	00	00	00	00	00	00	00
POGO PRODUCING CO SR SUB NT 10 375% 02/15/2009											
ACCRETION/AMORTIZATION	00	00	00	00	00	00	7.52	00	00	00	00
UNION TEX PETE HLDGS INC MANDATORY PUTABLE REMARKETABLES MAPS 7.000% 04/15/2008											
ACCRETION/AMORTIZATION	00	8.14	00	00	00	00	00	00	00	00	00
**TOTAL OIL INDUSTRIALS											
ACCRETION/AMORTIZATION *****	*****	32.02 *****	*****	*****	*****	*****	7.52	00 *****	00 *****	00 *****	00 *****
NON-OIL INDUSTRIALS											
ACLC BUSINESS LN RECEIVABLES TR 1988-1 NT CL A-1 144A 8 435% 08/15/2019											
PAYMENT/MATURITY	00	00	00	00	00	1,802.54	1,802.54	1,802.54	100.00	1,802.54	100.00

*****A C Q U I R E D*****
 NUMBER OF UNIT COST
 SHRS OR \$ PAR
 GAIN OR LOSS-
 UNIT PROCEEDS

ACCT	UNIT	COST	SHRS OR \$ PAR	BOOK VALUE	PROCEEDS	UNIT	GAIN OR LOSS-
ARCO CHEM CO DEB DTD 02/08/80 8 80% 02/01/2020	00	.00	00	.00	.00	00	00
ADELPHIA COMMUNICATIONS CORP SR NT SER B DTD 08/28/1987 8 250% 10/01/2002	00	.00	.00	.00	.00	00	00
ADELPHIA COMMUNICATIONS CORP ACCRETION/AMORTIZATION	.00	38.52	.00	.00	.00	.00	.00
ADELPHIA COMMUNICATIONS CORP DID 07/02/1988 8 125% 07/15/2003 SR NT	00	.00	.00	.00	.00	00	00
ADELPHIA COMMUNICATIONS CORP ACCRETION/AMORTIZATION	00	14.20	.00	.00	.00	00	00
ADELPHIA COMMUNICATIONS CORP DID 01/13/1989 7 500% 01/15/2004 SR NT	00	.00	.00	.00	.00	00	00
INVESTMENT ACTIVITY ACCRETION/AMORTIZATION	.00	.00	.00	13,853.87	14,312.50	85 42	358.53
**SECURITY TOTAL*	.00	17.83	15,000.00	13,853.87	14,312.50	85 42	358.53
ALLIED WASTE NORTH AMER INC SR NT DTD 12/23/1988 7.825% 01/01/2008	.00	.00	15,000.00	13,853.87	14,312.50	85 42	358.53
INVESTMENT ACTIVITY ACCRETION/AMORTIZATION	.00	87.50	.00	.00	.00	.00	.00
**SECURITY TOTAL*	15,000.00	14,825.00	14,825.81	14,825.81	15,000.00	.00	.00



BT RETIREMENT SERVICES INC.
SECURITY TRANSACTION REPORT
MONTHLY
FROM 02/01/2001 TO 02/28/2001
MCCUNE FOUNDATION - COMBINED ACCT
PREPARED ON ACGRUAL BASIS (TRADE-DATED)
03/18/01 N1 PAGE 28

*****A C Q U I R E D*****	NUMBER OF	SHRS OR \$ PAR	COST	UNIT	NUMBER OF	BOOK	VALUE	PROCEEDS	UNIT	GAIN OR	LOSS-
BRITISH SKY BROADCASTING GROUP PLC US\$ NT 07/08/1999 8 200% 07/15/2009											
ACCRETION/AMORTIZATION	00		00		00		00	00		00	
CALPINE CORP SR NT DTD 03/29/1999 7 825% 04/15/2008											
ACCRETION/AMORTIZATION	00		12.38		00		00	00		00	
GENTURY COMMUNICATIONS CORP SR NT DTD 02/24/1992 8 750% 02/15/2002											
ACCRETION/AMORTIZATION	00		88.81		00		00	00		00	
GENTURY COMMUNICATIONS CORP SR NT DTD 03/08/1995 8 500% 03/01/2005											
INVESTMENT ACTIVITY	00		00		83	4,827.23	4,875.00	88.50	147.77	00	147.77
ACCRETION/AMORTIZATION	00		00		83	4,827.23	4,875.00	88.50	147.77	00	147.77
SECURITY TOTAL*	00		83	***	83	4,827.23	4,875.00	*****	147.77	00	147.77
CHARTER COMMUNICATIONS HLDGS 10 750% DTD 10JAN2001 DUE 01OCT2008											
INVESTMENT ACTIVITY	5,000	00	5,375	00	107	80	10,079.03	10,787.50	107.88	00	708.47
ACCRETION/AMORTIZATION	00		00		00	1.88	10,079.03	10,787.50	107.88	00	708.47
SECURITY TOTAL*	5,000	00	5,375	00	***	10,000.00	10,081.02	10,787.50	*****	00	708.47
CHRYSLER CORP DEB 7.450% 03/01/2027											
ACCRETION/AMORTIZATION	00		10.07		00		00	00		00	

BT RETIREMENT SERVICES INC
ACCOUNT 121324 COMBINED ACCOUNT
SECURITY TRANSACTION REPORT
MONTHLY
FROM 02/01/2001 TO 02/28/2001
MCCUNE FOUNDATION - COMBINED ACCT
PREPARED ON ACCRUAL BASIS (TRADE-DATED)
03/18/01 N1 PAGE 27

*****A C Q U I R E D*****	NUMBER OF	SHRS OR \$ PAR	COST	UNIT	COST	NUMBER OF	SHRS OR \$ PAR	BOOK	VALUE	PROCEEDS	UNIT	GAIN OR	LOSS
*****D I S P O S E D*****													
CHRYSLER CORP DEB 7 450% 02/01/2097	00		11 00	.00	.00	.00	.00	.00	.00	.00	.00	.00	.00
DLJ MTG ACCEPTANCE CO 1995-CF2 TRANCHE A-1A DTD 13DEC1995 DUE 17DEC2027	00		8.64	.00	.00	.00	.00	.00	.00	.00	.00	.00	.00
DR HORTEN INC 8 750% DTD 11SEP2000 DUE 15SEP2010	.00		3.39	.00	.00	.00	.00	.00	.00	.00	.00	.00	.00
DOMAN INDS LTD SR NT 8 750% 03/15/2004	00		21.78	.00	.00	.00	.00	.00	.00	.00	.00	.00	.00
DOW CHEMICAL 8 125% DTD 08FEB2001 DUE 01FEB2011	105,000.00		103,534 20	88.80	.00	.00	.00	.00	.00	.00	.00	.00	.00
INVESTMENT ACTIVITY ACCRETION/AMORTIZATION													
SECURITY TOTAL*	105,000.00		103,540 77	***	.00	.00	.00	.00	.00	.00	.00	.00	.00
EXDUS COMMUNICATIONS INC SERIES W I 11 825% DTD 08JUL00 DUE 15JUL2010	00		.00	.00	.00	.00	.00	.00	.00	.00	.00	.00	.00
INVESTMENT ACTIVITY	00		.00	.00	.00	.00	.00	.00	.00	.00	.00	.00	.00
	00		5,000 00	.00	.00	5,000.00	5,000 00	5,000.00	4,950.00	88 00	88 00	50.00-	50.00-

BT RETIREMENT SERVICES INC
 ACCOUNT 121324 COMBINED ACCOUNT
 SECURITY TRANSACTION REPORT
 MONTHLY
 FROM 02/01/2001 TO 02/28/2001
 PREPARED ON ACCRUAL BASIS (TRADE-DATED)
 03/18/01 N1 PAGE 28
 GLOBAL ASSETS - DB

*****A C Q U I R E D*****	NUMBER OF UNIT	COST	NUMBER OF UNIT	COST	*****D I S P O S E D*****	UNIT	PROCEEDS	LOSS-OR-GAIN
SHRS OR \$ PAR	UNIT	UNIT	SHRS OR \$ PAR	UNIT	PROCEEDS	UNIT	PROCEEDS	LOSS-OR-GAIN
FEDERATED DEPT STORES 9 125% 09/01/2001	00	8 88	00	00	00	00	00	00
FLEXTRONICS INTL LTD 9 875% DTD 28JUN2000 DUE 01JUL2010	00	00	00	00	00	00	00	00
INVESTMENT ACTIVITY	00	00	00	00	00	00	00	00
ACCRETION/AMORTIZATION	00	00	00	00	00	00	00	00
FLOWERVE CORP 12.250% DTD 08AUG2000 DUE 15AUG2010	00	3 02	00	00	00	00	00	00
**SECURITY TOTAL*	00	3 02	00	00	00	00	00	00
FOX FAMILY WORLDWIDE INC SR NT 8.250% 11/01/2007	00	00	00	00	00	00	00	00
ACCRETION/AMORTIZATION	00	00	00	00	00	00	00	00
GRANT PRIDECO INC SERIES 144A SENIOR NOTE 9 825% DTD 04DEC2000 DUE 01DEC2007	00	00	00	00	00	00	00	00
INVESTMENT ACTIVITY	00	00	00	00	00	00	00	00
ACCRETION/AMORTIZATION	00	00	00	00	00	00	00	00
**SECURITY TOTAL*	00	00	00	00	00	00	00	00
HUTCHISON WHAMPOA INTL LTD SERIES 144A 7 000% DTD 18FEB2001 DUE 18FEB2011	00	00	00	00	00	00	00	00
INVESTMENT ACTIVITY	00	00	00	00	00	00	00	00
ACCRETION/AMORTIZATION	00	00	00	00	00	00	00	00
**SECURITY TOTAL*	00	00	00	00	00	00	00	00
INVESTMENT ACTIVITY	00	00	00	00	00	00	00	00
ACCRETION/AMORTIZATION	00	00	00	00	00	00	00	00
**SECURITY TOTAL*	00	00	00	00	00	00	00	00
INVESTMENT ACTIVITY	00	00	00	00	00	00	00	00
ACCRETION/AMORTIZATION	00	00	00	00	00	00	00	00
**SECURITY TOTAL*	00	00	00	00	00	00	00	00
INVESTMENT ACTIVITY	00	00	00	00	00	00	00	00
ACCRETION/AMORTIZATION	00	00	00	00	00	00	00	00
**SECURITY TOTAL*	00	00	00	00	00	00	00	00

MCCUNE FOUNDATION - COMBINED ACCT
 FROM 02/01/2001 TO 02/28/2001
 PREPARED ON ACCRUAL BASIS (TRADE-DATED)
 03/18/01 N1 PAGE 28
 GLOBAL ASSETS - DB

Marshall L. and F. D. McCune Charitable Foundation Inc EIN 85-0429439
 December 31 2001

BT RETIREMENT SERVICES INC. ACCOUNT 121324 COMBINED ACCOUNT
 SECURITY TRANSACTION REPORT MONTHLY FROM 02/01/2001 TO 02/28/2001
 GLOBAL ASSETS - DB PREPARED ON ACCRUAL BASIS (TRADE-DATED) 03/18/01 NI PAGE 28

*****A C Q U I R E D*****		*****D I S P O S E D*****		*****GAIN OR LOSS*****	
NUMBER OF	SHRS OR \$ PAR	COST	UNIT	PROCEEDS	UNIT
117 CORP NEW	NT 8 750% 11/15/2005				
ACCRETION/AMORTIZATION		14.73	.00	.00	.00
K MART CORP	NT 12/01/1989 8.375% 12/01/2004				
ACCRETION/AMORTIZATION		7.89	.00	.00	.00
LILLY ELI & CO	NT DTD 08/01/1985				
ACCRETION/AMORTIZATION		3.58	.00	.00	.00
LOCKHEED MARTIN CORP	DTD 11/23/1989 8.500% 12/01/2028				
INVESTMENT ACTIVITY		77,793.80	111.13	.00	.00
ACCRETION/AMORTIZATION		.00	.00	1.81	.00
**SECURITY TOTAL*		77,793.80	.00	1.81	.00
LYONDELL CHEMICAL CO	SR SUB NT 10 875% 05/01/2009				
ACCRETION/AMORTIZATION		.00	.00	.00	.00
MGM MIRAGE INC	8 375% DTD 23JAN2001 DUE 01FEB2011				
INVESTMENT ACTIVITY		15,037.50	100.25	.00	.00
ACCRETION/AMORTIZATION		.00	.00	.00	.00
**SECURITY TOTAL*		15,037.50	.00	.22	.00

*****A Q U I R E D*****
 NUMBER OF UNIT COST SHRS OR \$ PAR COST
 BOOK VALUE PROCEEDS UNIT GAIN OR LOSS-
 D I S P O S E D

MCCUNE FOUNDATION - COMBINED ACCT

DESCRIPTION	UNIT	COST	SHRS OR \$ PAR	VALUE	PROCEEDS	UNIT	GAIN OR LOSS-
ACCRETION/AMORTIZATION	00	38.20	00	00	00	00	00
NATIONAL WINE & SPIRITS INC SR NT 07/18/1988 10 125% 01/15/2008	00	00	00	33,738.14	33,800.00	98.00	138.14-
INVESTMENT ACTIVITY	00	00	00	35,000.00	35,000.00	00	00
ACCRETION/AMORTIZATION	00	12.38	00	00	00	00	138.14-
**SECURITY TOTAL*	00	12.38	00	35,000.00	33,738.14	00	138.14-
NEXTEL INTERNATIONAL INC SERIES 144A 12 750X DTD 01AUG2000 01AUG2010	00	00	00	18,828.14	18,828.14	98.13	00
CAPITAL CHANGE	00	00	00	20,000.00	20,000.00	00	00
ACCRETION/AMORTIZATION	00	00	00	00	00	00	00
**SECURITY TOTAL*	00	00	00	20,000.00	19,828.14	00	00
NEXTEL COMMUNICATIONS INC SR SERIAL NT 12.000% 11/01/2008	00	00	00	19,828.14	19,828.14	00	00
ACCRETION/AMORTIZATION	00	00	00	00	00	00	00
PSI NET INC US\$ SR NT DTD 11/10/1988 11.000% 08/01/2008	00	00	00	00	00	00	00
ACCRETION/AMORTIZATION	00	00	00	00	00	00	00
ACCRETION/AMORTIZATION	00	28.36	00	00	00	00	00

Marshall L. and P. D. McCune Charitable Foundation Inc EIN 85-0429439

December 31, 2001

GLOBAL ASSETS - DB
SECURITY TRANSACTION REPORT
FROM 02/01/2001 TO 02/28/2001
PREPARED ON ACCRUAL BASIS (TRADE-DATED)
03/18/01 M1 PAGE 31

*****A C Q U I R E D*****
NUMBER OF UNIT COST SHRS OR \$ PAR
BOOK VALUE PROCEEDS
UNIT GAIN OR LOSS

DESCRIPTION	UNIT	COST	SHRS OR \$ PAR	BOOK VALUE	PROCEEDS	UNIT	GAIN OR LOSS
PANTRY INC DTD 10/23/1987 TO 250X 10/15/2007	00	2.38	00	.00	.00	.00	.00
PRIMEDIA INC SR NT 7 825X 04/01/2008	00	00	00	.00	.00	.00	.00
INVESTMENT ACTIVITY ACCRETION/AMORTIZATION	00	00	00	32,483.24	33,337.50	85.25	874.26
SECURITY TOTAL*	.00	23.38	35,000.00	32,483.24	33,337.50	***	874.26
PSINET INC SENIOR NOTES 10 500% DTD 02DEC1988 DUE 01DEC2008	.00	8 12	00	.00	.00	.00	.00
R & B FALCON CORP DTD 03/28/1989 12.250% 03/15/2008	00	.00	.00	88.07	.00	.00	.00
ACCRETION/AMORTIZATION	00	.00	.00	.00	.00	.00	.00
RBF FIN CO SR SEC DNT 03/28/1989 11 000% 03/15/2008	.00	.00	.00	43.30	.00	.00	.00
ACCRETION/AMORTIZATION	.00	.00	.00	.00	.00	.00	.00
STATION CASINOS INC SERIES 144A 8 375X DTD 13FEB2001 15FEB2008	15,000 00	15,000.00	100 00	15,000.00	15,056.25	100 38	56.25
INVESTMENT ACTIVITY	15,000 00	15,000.00	100 00	15,000.00	15,056.25	100 38	56.25

EIN 85-0429439

Marshall L and Phyllis D McCune Charitable Foundation Inc
 December 31 2001

BT RETIREMENT SERVICES INC
 ACCOUNT 121324 COMBINED ACCOUNT
 FROM 02/01/2001 TO 02/28/2001
 SECURITY TRANSACTION REPORT
 MONTHLY
 MCCUNE FOUNDATION - COMBINED ACCT
 PREPARED ON ACCRUAL BASIS (TRADE-DATED)
 03/18/01 N1 PAGE 33

*****A C Q U I R E D*****	NUMBER OF UNIT	COST	SHRS OR \$ PAR	BOOK VALUE	PROCEEDS	UNIT	GAIN OR LOSS-
VIACOM INC 7 700% DUE 30JUL2010							
INVESTMENT ACTIVITY	60,000	00	108	00	00	00	00
ACCRETION/AMORTIZATION		00		28.83	00	00	00
**SECURITY TOTAL*	60,000	00	63,899	28.83	00	00	00
WATERFORD GAMING L L C / WATERFORD GAMIN SR NT DTD 03/17/1989 8.500% 03/15/2010							
ACCRETION/AMORTIZATION	00	14.58	00	00	00	00	00
WORLDWIDE FIBER INC SR NT 06/15/1989 12 500% 12/15/2005							
ACCRETION/AMORTIZATION	00	00	8	51	00	00	00
**TOTAL NON-OIL INDUSTRIALS INVESTMENT ACTIVITY	433,821	00	303,005	88	331,104	25	00
PAYMENT/MATURITY		00	1,802	84	1,802	84	00
CAPITAL CHANGE		00	19,828	14	19,828	14	00
ACCRETION/AMORTIZATION		742	82	174	12	00	00
**TOTALS FOR CATEGORY	434,583	82	324,808	88	352,832	83	00
BANKING OBLIGATIONS							
----- BANK ONE CORPORATION 8 500% DTD30JAN2001 DUE 01FEB2008							
ACCRETION/AMORTIZATION	00	3	27	00	00	00	00

GLOBAL ASSETS - DB
SECURITY TRANSACTION REPORT
MONTHLY
FROM 02/01/2001 TO 02/28/2001
PREPARED ON ACCRUAL BASIS (TRADE-DATED)
PAGE 35

ACCOUNT 121324 COMBINED ACCOUNT

MCCUNE FOUNDATION - COMBINED ACCT

*****A C Q U I R E D*****	NUMBER OF	COST	UNIT	COST	SHRS OR \$ PAR	BOOK	VALUE	PROCEEDS	UNIT	GAIN OR	LOSS-
BT RETIREMENT SERVICES INC											
BEAR STEARNS CAP TR I											
CAP SECS DTD 01/28/1987											
7.00% 01/18/2027											
ACCRETION/AMORTIZATION	00	18.87	00	00	00	00	00	00	00	00	00
CSM INVTs											
8.85% DUE 01AUG2001											
ACCRETION/AMORTIZATION	00	00	00	00	00	135.78	00	00	00	00	00
CMBS INC PASS THRU CTFs											
MTG PASS THRU CTF SER 1988-A3 CL A											
8.50% 04/25/2013											
PAYMENT/MATURITY	00	00	00	00	00	2,244.77	2,158.82	2,244.77	100	00	84.85
ACCRETION/AMORTIZATION	00	28.62	00	00	00	00	00	00	00	00	84.85
SECURITY TOTAL*	00	28.62	00	00	00	2,244.77	2,158.82	2,244.77	***	00	84.85
CHASE COML MTG SECS CORP											
1987-1 MTG PASS THRU CTF CL X											
1.3984% 04/19/2015											
ACCRETION/AMORTIZATION	00	18,985.88	00	00	00	00	00	00	00	00	00
CITIGROUP INC											
SUB NOTES											
7.25% DTD 11OCT2000 DUE 01OCT2010											
ACCRETION/AMORTIZATION	00	10.52	00	00	00	00	00	00	00	00	00
CONSECO FINANCE SECURITIZATIONS CORP											
SERIES 2000-4 CL A3											
7.47% DTD 11AUG2000 DUE 01MAY2032											
ACCRETION/AMORTIZATION	00	03	00	00	00	00	00	00	00	00	00

*****A C Q U I R E D*****
 NUMBER OF UNIT COST SHRS OR \$ PAR
 BOOK VALUE PROCEEDS UNIT
 GAIN OR LOSS-

DESCRIPTION	UNIT	COST	SHRS OR \$ PAR	BOOK VALUE	PROCEEDS	UNIT	GAIN OR LOSS-
CREDIT SUISSE FIRST BOSTON MTG SECS COMB MTG PASS THRU CTF 97-C1 144A A-X 1 7885% 04/20/2022	00	11,538.88	00	.00	.00	.00	.00
ACCRETION/AMORTIZATION							
CREDIT SUISSE FIRST BOSTON MTG PASSTHRU 2000-1 CL A4 8.825% 15MAR2015	00	.00	2,324.05	2,234.33	2,324.05	100.00	88.72
PAYMENT/MATURITY							
ACCRETION/AMORTIZATION							
DLV MTGE ACCEPTANCE CORP SERIES 1988-CF1 8.41% DTD 01JAN2000DUE 18FEB2008	00	14.42	00	.00	.00	00	00
ACCRETION/AMORTIZATION							
DIAMOND HLDGS PLC US\$ GTD SR NT DTD 02/08/1988 @ 125% 02/01/208	15,000.00	13,380.00	89.20	15,000.00	13,380.00	13,887.50	307.50
INVESTMENT ACTIVITY							
DISCOVER CARD MASTER TRUST SERIES 2000-8 CL A 8.350% DTD 18DEC2000 DUE 15JUL2008	00	5.82	.00	.00	.00	.00	.00
ACCRETION/AMORTIZATION							
DONALDSON LURKIN & JENNETTE INC MED TERM NTS TRANCHE # TR 00038 12/13/1989 7.070% 12/13/2002	00	.00	200,000.00	200,000.00	205,008.00	102.50	5,008.00
INVESTMENT ACTIVITY							

Bankers Trust Company
 A subsidiary of Deutsche Bank

GAIN OR
LOSS-

UNIT
PROG

PROCEEDS

BOOK
VALUE

NUMBER OF
SHRS OR \$ PAR

UNIT
COST

COST

NUMBER OF
SHRS OR \$ PAR

ACCOUNT	NUMBER OF UNIT	COST	NUMBER OF SHRS OR \$ PAR	BOOK VALUE	PROCEEDS	UNIT PROG	GAIN OR LOSS-
BT RETIREMENT SERVICES INC.							
ACCT 121324 COMBINED ACCT							
SECURITY TRANSACTION REPORT							
MONTHLY							
FROM 02/01/2001 TO 02/28/2001							
PREPARED ON ACCRUAL BASIS (TRADE-DATED)							
03/18/01 N1							
PAGE 40							
GLOBAL ASSETS - DB							
MISSAN AUTO RECV GR TR							
2000-C SERIES A-3							
8.720% DTD 15NOV2000 DUE 15AUG2004							
ACCRETION/AMORTIZATION	.00	.58	.00	.00	.00	.00	.00
NOMURA ASSET SECS CORP							
COML MTG PASS THRU CTF 1998-DB							
CL A-18 @ 680% 03/15/2030							
ACCRETION/AMORTIZATION	.00	.00	.00	.00	.00	.00	.00
NORWEST ASSET SECS CORP							
1998-27 MTG PASS THRU CTF A-1							
8.250% 11/25/2013							
PAYMENT/MATURITY	.00	.00	.00	2,284.85	2,284.85	100.00	130.15
ACCRETION/AMORTIZATION	.00	87.83	.00	.00	.00	.00	.00
SECURITY TOTAL*	.00	87.83	***	2,284.85	2,284.85	*****	130.15
Pinnacle Partners							
Senior Note Series 144A							
8.830% DTD 11AUG2000 DUE 15AUG2004							
ACCRETION/AMORTIZATION	.00	.00	.00	14.58	.00	.00	.00
QUEST CAP FDG INC							
SERIES 144A							
7.250% 14FEB2001 15AUG2011							
INVESTMENT ACTIVITY	110,000.00	108,992.30	99.98	.00	.00	.00	.00
ACCRETION/AMORTIZATION	.00	.03	.00	.00	.00	.00	.00
SECURITY TOTAL*	110,000.00	108,992.33	***	.00	.00	*****	.00

GLOBAL ASSETS - DB
PREPARED ON ACCRUAL BASIS (TRADE-DATED)
PAGE 41
03/18/01 NI

BT RETIREMENT SERVICES INC
ACCOUNT 121324 COMBINED ACCOUNT
MCCUNE FOUNDATION - COMBINED ACCT
FROM 02/01/2001 TO 02/28/2001
MONTHLY SECURITY TRANSACTION REPORT

DESCRIPTION	NUMBER OF SHRS OR \$ PAR	UNIT COST	NUMBER OF SHRS OR \$ PAR	BOOK VALUE	PROCEEDS	UNIT GAIN OR LOSS-
STRUCTURED ASSET SECURITIES CORP SERIES 1986-CFL CLASS X1 VAR RATE DTD 01FEB1986 DUE 25FEB2028	2,827.12	.00	.00	.00	.00	.00
TOLL CORP SR SUB NT DTD 09/22/1987 7.750% 09/15/2007	.00	.00	.00	.00	.00	.00
TRANSAMERICA CAP III CAP SECS 7.825% 11/18/2037	.00	.00	.00	.00	.00	.00
UBS PFD FUNDING TRUST I 8.622% DTD 10OCT2000 DUE 01OCT2098	.00	.00	.00	.00	.00	.00
UNILEVER CAPITAL CORP 8.750% DTD 24OCT2000 DUE 01NOV2003	.00	.00	.00	.00	.00	.00
UNILEVER CAPITAL CORP 7.125% DTD 24OCT2000 DUE 01NOV2010	.00	.00	.00	.00	.00	.00
UNILEVER TECHNOLOGIES CORP DTD 03/01/1981 8.75% 03/01/2021	.00	.00	.00	.00	.00	.00
ACCRETION/AMORTIZATION	.00	.00	.00	58.74	.00	.00
TOTAL FINANCIAL OBLIGATIONS	584,728.75	***	213,380.00	8,548.75	218,888.50	*****
INVESTMENT ACTIVITY	44,808.01	*****	8,548.75	8,548.75	6,883.47	*****
PAYMENT/MATURITY	608,333.78	*****	220,511.84	225,548.97	225,548.97	*****
ACCRETION/AMORTIZATION	44,808.01	*****	8,548.75	8,548.75	6,883.47	*****
TOTALS FOR CATEGORY	608,333.78	***	220,511.84	225,548.97	225,548.97	*****
ACCRETION/AMORTIZATION	.00	.00	.00	.00	.00	.00
UNILEVER CAPITAL CORP 8.750% DTD 24OCT2000 DUE 01NOV2003	.00	.00	.00	.00	.00	.00
UNILEVER CAPITAL CORP 7.125% DTD 24OCT2000 DUE 01NOV2010	.00	.00	.00	.00	.00	.00
UBS PFD FUNDING TRUST I 8.622% DTD 10OCT2000 DUE 01OCT2098	.00	.00	.00	.00	.00	.00
TRANSAMERICA CAP III CAP SECS 7.825% 11/18/2037	.00	.00	.00	.00	.00	.00
TOLL CORP SR SUB NT DTD 09/22/1987 7.750% 09/15/2007	.00	.00	.00	.00	.00	.00
ACCRETION/AMORTIZATION	.00	.00	.00	.00	.00	.00
UNILEVER CAPITAL CORP 8.750% DTD 24OCT2000 DUE 01NOV2003	.00	.00	.00	.00	.00	.00
UNILEVER CAPITAL CORP 7.125% DTD 24OCT2000 DUE 01NOV2010	.00	.00	.00	.00	.00	.00
UNILEVER TECHNOLOGIES CORP DTD 03/01/1981 8.75% 03/01/2021	.00	.00	.00	.00	.00	.00
ACCRETION/AMORTIZATION	.00	.00	.00	.00	.00	.00
TOTAL FINANCIAL OBLIGATIONS	584,728.75	***	213,380.00	8,548.75	218,888.50	*****
PAYMENT/MATURITY	44,808.01	*****	8,548.75	8,548.75	6,883.47	*****
ACCRETION/AMORTIZATION	44,808.01	*****	8,548.75	8,548.75	6,883.47	*****
TOTALS FOR CATEGORY	608,333.78	***	220,511.84	225,548.97	225,548.97	*****

BT RETIREMENT SERVICES INC
 SECURITY TRANSACTION REPORT
 GLOBAL ASSETS - DB
 FROM 02/01/2001 TO 02/28/2001
 MONTHLY
 ACCOUNT 121324 COMBINED ACCOUNT
 MCCUNE FOUNDATION - COMBINED ACCT
 PREPARED ON ACCRUAL BASIS (TRADE-DATED)
 03/16/01 N1 PAGE 43

DESCRIPTION	NUMBER OF UNIT	COST	SHRS OR \$ PAR	BOOK VALUE	PROCEEDS	UNIT	GAIN OR LOSS-
SAFEMAY INC B 150% DTD 05MAR2001 01MAR2008	50,000.00	48,805.00	98.81	.00	.00	.00	.00
INVESTMENT ACTIVITY							
TIME WARNER INC DEB DTD 02/04/1983 B.150X 02/01/2023	.00	.00	.00	40.34	.00	.00	.00
ACCRETION/AMORTIZATION							
TOLL BROS INC SR SUB NOTES B 250X DTD 25JAN2001 DUE 01FEB2011	10,000.00	8,862.50	88.63	84,831.38	84,912.50	89.87	18.86-
INVESTMENT ACTIVITY							
ACCRETION/AMORTIZATION							
SECURITY TOTAL*	10,000.00	8,862.73	***	84,831.38	84,912.50	*****	18.86-
**TOTAL MISCELLANEOUS OBLIGATIONS							
INVESTMENT ACTIVITY	59,787.50	*****	*****	204,182.88	209,822.50	*****	8,738.51
ACCRETION/AMORTIZATION	7.71	*****	*****	78.80	.00	*****	.00
TOTALS FOR CATEGORY	59,778.21	***	*****	204,258.78	209,822.50	*****	8,738.51
FOREIGN CORPORATE OBLIGATIONS							
REPUBLIC OF BRAZIL DTD 04/18/1994 STEP UP 04/15/2024 ISIN# XS0048885533	.00	28.58	.00	.00	.00	.00	.00
ACCRETION/AMORTIZATION							
REPUBLIC OF BRAZIL B 875X 15APR12 XS0048877880	.00	.00	.00	23,247.88	22,725.00	.00	522.88-
INVESTMENT ACTIVITY							
ACCRETION/AMORTIZATION							
SECURITY TOTAL*	00	22.78	***	23,247.88	22,725.00	*****	522.88-

ACCOUNT 121324 COMBINED ACCOUNT	BT RETIREMENT SERVICES INC.	SECURITY TRANSACTION REPORT	GLOBAL ASSETS - DB	MONTHLY	FROM 02/01/2001 TO 02/28/2001	PREPARED ON ACCRUAL BASIS (TRADE-DATED)	03/18/01 N1	PAGE 45
MCUNE FOUNDATION - COMBINED ACCT	*****A C Q U I R E D*****	UNIT COST	NUMBER OF SHRS OR \$ PAR	BOOK VALUE	PROCEEDS	UNIT GAIN OR LOSS-	PROC	
PEMEX FIN LTD NT 8 140% 08/15/2004	ACCRETION/AMORTIZATION	.25	.00	.00	.00	.00	.00	.00
QATAR (STATE OF)	ACCRETION/AMORTIZATION		.00	.00	.00	.00	.00	.00
8 750% DTD 28JUN2000 DUE 15JUN2030	ACCRETION/AMORTIZATION	3 38	.00	.00	.00	.00	.00	.00
KONINKLIJKE KPN NV SERIES 144A 8 00% DTD 04OCT00 DUE 01OCT2010	CAPITAL CHANGE	.00	.00	98,981.62	98,981.62	98,981.62	98,981.62	98,981.62
KPN NV SERIES 144A 8.375% DTD 04OCT2000 DUE 01OCT2030	CAPITAL CHANGE	.00	.00	75,588.28	75,588.28	100.76	100.76	100.76
ROYAL PTI NEDERLAND 8 000% DTD 13FEB2001 DUE 01OCT2010	CAPITAL CHANGE	.00	.00	75,588.28	75,588.28	100.76	100.76	100.76
ROYAL PTI NEDERLAND 8 375% DTD 04OCT2000 DUE 01OCT2030	CAPITAL CHANGE	100,000.00	100,000.00	88,981.62	88,981.62	.07	.07	.07
SECURITY TOTAL*	ACCRETION/AMORTIZATION		100,000.00	88,981.68	88,981.68	***	*****	*****
ROYAL PTI NEDERLAND 8 375% DTD 04OCT2000 DUE 01OCT2030	CAPITAL CHANGE	75,000.00	75,000.00	100.76	100.76	.00	.00	.00
ACCRETION/AMORTIZATION	ACCRETION/AMORTIZATION		75,000.00	100.76	100.76	.00	.00	.00
SECURITY TOTAL*	ACCRETION/AMORTIZATION		75,000.00	100.76	100.76	***	*****	*****

*****A C Q U I R E D*****
 NUMBER OF UNIT COST SHRS OR \$ PAR
 GAIN OR LOSS- UNIT PROCEEDS

TYCO INTL GROUP S A	DEALER REMARKABLE SECS	DTD 08/08/1988 @ 250% 08/15/2003	ACCRETION/AMORTIZATION	.00	00	00	00	00	00	00
UNITED MEXICAN STATES	8.50% DTD 01AUG00 DUE 01FEB2008		ACCRETION/AMORTIZATION	.00	.00	.00	.00	.00	.00	.00
UNITED PAN-EUROPE COMMUNCTN NV	11 250% DTD 20JAN2000 DUE 01FEB2010		ACCRETION/AMORTIZATION	.00	.00	.00	.00	.00	.00	.00
SERIES B			ACCRETION/AMORTIZATION	20,000.00	20,138.27	20,143.42	18,582.50	82.81	3,575.77-	3,575.77-
INVESTMENT ACTIVITY			ACCRETION/AMORTIZATION	.00	.00	.00	.00	.00	.00	.00
SECURITY TOTAL*			SECURITY TOTAL*	.00	.00	.00	.00	.00	.00	.00

INVESTMENT ACTIVITY	ACCRETION/AMORTIZATION	SECURITY TOTAL*	INVESTMENT ACTIVITY	ACCRETION/AMORTIZATION	SECURITY TOTAL*	INVESTMENT ACTIVITY	ACCRETION/AMORTIZATION	SECURITY TOTAL*
1,312,038.75	185,374.05	20,000.00	1,017,801.28	8,451.28	20,143.42	1,058,588.18	8,788.01	20,138.27
*****	*****	*****	*****	*****	*****	*****	*****	*****
INVESTMENT ACTIVITY	PAYMENT/MATURITY	CAPITAL CHANGE	INVESTMENT ACTIVITY	PAYMENT/MATURITY	CAPITAL CHANGE	INVESTMENT ACTIVITY	PAYMENT/MATURITY	CAPITAL CHANGE
16,831,717.78	195,374.05	48,127.18	16,888,513.88	121,414.22	48,127.18	17,028,090.40	123,583.22	48,127.18
*****	*****	*****	*****	*****	*****	*****	*****	*****
**TOTAL FIXED INCOME	**TOTALS FOR CATEGORY	**TOTALS FOR CATEGORY	**TOTAL FIXED INCOME	**TOTALS FOR CATEGORY	**TOTALS FOR CATEGORY	**TOTAL FIXED INCOME	**TOTALS FOR CATEGORY	**TOTALS FOR CATEGORY
17,177,813.01	50,821.20	17,177,813.01	17,218,898.27	2,598.14	17,177,813.01	17,348,057.87	00	17,177,813.01
*****	*****	*****	*****	*****	*****	*****	*****	*****
EQUITIES	COMMON STOCK	DOMESTIC COMMON STOCK	EQUITIES	COMMON STOCK	DOMESTIC COMMON STOCK	EQUITIES	COMMON STOCK	DOMESTIC COMMON STOCK
131,755.54	128,878.84	2,179.00	131,755.54	128,878.84	2,179.00	131,755.54	128,878.84	2,179.00

Marshall L. and Frances D. McCune Charitable Foundation Inc EIN 85-0429439

BT RETIREMENT SERVICES INC
 ACCOUNT 121324 COMBINED ACCOUNT
 SECURITY TRANSACTION REPORT
 MONTHLY
 FROM 02/01/2001 TO 02/28/2001
 PREPARED ON ACCRUAL BASIS (TRADE-DATED)
 GLOBAL ASSETS - DB
 03/18/01 N1
 PAGE 47

*****A C Q U I R E D*****
 NUMBER OF UNIT COST SHRS OR \$ PAR
 *****S E L L*****
 BOOK VALUE PROCEEDS LOSS-
 GAIN OR

GENERAL MOTORS CORP COM	INVESTMENT ACTIVITY	1,000.00	55,215.50	55.22	.00	.00	.00	.00	.00
NATIONAL RV HOLDINGS INC	COM STK USDO 01								
INVESTMENT ACTIVITY		00	.00	.00	7,300.00	82,618.36	78,745.83	10.78	3,870.53-
**TOTAL AUTOMOTIVE	INVESTMENT ACTIVITY								
CHEMICAL									
CABOT MICROELECTRONICS	COMMON STOCK								
INVESTMENT ACTIVITY		800.00	68,735.07	83.42	.00	.00	.00	.00	.00
DRUG									
AURORA BIOSCIENCES CORP	COM STK USDO 01								
INVESTMENT ACTIVITY		800.00	14,925.88	24.88	.00	.00	.00	.00	.00
PERRIGO COMPANY	COMMON STOCK NPV								
INVESTMENT ACTIVITY		.00	.00	.00	8,000.00	51,368.87	78,143.22	9.77	28,778.85
**TOTAL DRUG	INVESTMENT ACTIVITY								
ELECTRICAL EQUIPMENT									
**TOTAL DRUG	INVESTMENT ACTIVITY								
ELECTRICAL EQUIPMENT									

Marshall L. and Frances D. McCune Charitable Foundation, Inc. EIN 85-0429439
 December 31, 2001

BT RETIREMENT SERVICES INC. SECURITY TRANSACTION REPORT MONTHLY
 ACCOUNT 121324 COMBINED ACCOUNT
 FROM 02/01/2001 TO 02/28/2001
 MGCUNE FOUNDATION - COMBINED ACT
 03/18/01 N1
 PREPARED ON ACCRUAL BASIS (TRADE-DATED)
 PAGE 52

*****A C Q U I R E D*****	NUMBER OF UNIT	COST	NUMBER OF SHRS OR \$ PAR	BOOK VALUE	PROCEEDS	UNIT	GAIN OR LOSS -
PAXAR CORP COM STK USDO.10	15,200.00	161,888.24	10 85	.00	.00	.00	.00
WAL MART STORES INC COM	1,300.00	71,422.00	54.84	.00	.00	.00	.00
WET SEAL INC CLASS 'A' USDO 10	3,200 00	108,718 39	33.87	.00	.00	.00	.00
TOTAL RETAILING INVESTMENT ACTIVITY	***	477,292.33	*****	8,427.55	12,734.23	*****	4,308.68
CAPITAL CHANGE	*****	8,427 55	*****	.00	.00	*****	.00
TOTALS FOR CATEGORY	***	485,718 88	*****	8,427.55	12,734 23	*****	4,308 68
SAVINGS AND LOAN OCEANFIRST FINL CORP COM	00	00	00	122,215.85	184,037 36	21 85	31,821 71
SERVICE ASIANFO HLDGS INC COMMON STOCK	800.00	14,813 47	18.57	.00	.00	.00	.00
EDWARDS J D & CO COM	00	.00	.00	218,307.34	114,918 05	11.81	101,389.29-
INVESTMENT ACTIVITY	00	.00	.00	9,800.00			

*****A C Q U I R E D*****
 NUMBER OF UNIT
 COST
 NUMBER OF SHRS OR \$ PAR
 BOOK VALUE
 PROCEEDS
 UNIT
 GAIN OR LOSS -

*****A Q U I R E D*****
 NUMBER OF UNIT COST SHRS OR \$ PAR
 BOOK VALUE PROCEEDS UNIT GAIN OR LOSS-

PHILIP MORRIS COS INC COM	NUMBER OF UNIT	COST	SHRS OR \$ PAR	BOOK VALUE	PROCEEDS	UNIT	GAIN OR LOSS-
INVESTMENT ACTIVITY		48.20		.00	.00	.00	.00
TV AND RADIO BROADCASTERS		46,198.70		.00	.00	.00	.00
AT&T CORP							
COM LIBERTY MEDIA GROUP SER A							
HARMAN INTERNATIONAL INDUSTRIES INC	00	00	1,700.00	21,972.27	27,114.09	18.85	8,141.82
COM STK USDO 01							
INVESTMENT ACTIVITY		.00	4,600.00	211,118.13	184,713.44	38.81	48,404.88-
VALUATION INTERNATIONAL INC							
COMMON STOCK CL "A" USDO.01							
INVESTMENT ACTIVITY	00	.00	8,450.00	228,884.34	157,238.02	18.84	88,428.32-
TOTAL TV AND RADIO BROADCASTERS		.00		459,754.74	349,085.55	**	110,888.19-
UTILITY - TELEPHONE							
LUMINENT INC							
COMMON STOCK							
INVESTMENT ACTIVITY		118,878.59	8.28	.00	.00	.00	.00
FOREIGN COMMON STOCK							
MEDICAL SUPPLY AND SERVICE							

MCUNE FOUNDATION - COMBINED ACCT

*****A Q U I R E D*****	NUMBER OF UNIT	COST	NUMBER OF UNIT	COST	SHRS OR \$ PAR	BOOK VALUE	PROCEEDS	UNIT	GAIN OR LOSS-
CAPITAL GUARDIAN									
NON-U S EQUITY FUND TAX EXEMPT									
INVESTMENT ACTIVITY	1,241.72	28,881.40	23.28	4,744.95	83,708.58	120,000.00	25.28		28,280.44
MISCELLANEOUS									.00
SECURITY TOTAL*	1,241.72	70,815.87	***	4,744.95	83,708.58	120,000.00	*****		28,280.44
CAPITAL GUARDIAN EMERGING MARKETS EQUITY FUND									
INVESTMENT ACTIVITY	22,281.80	121,177.78	5.44	10,402.44	.00	.00	.00		.00
MISCELLANEOUS									.00
SECURITY TOTAL*	22,281.80	110,775.31	***	.00	.00	.00	*****		.00
BLACKROCK STRATEGIC PORTFOLIO I									
INVESTMENT ACTIVITY	787.34	8,990.49	8.11	.00	.00	.00	.00		.00
TOTAL COMMON STOCK	2,111,181.73	2,111,181.73	***	2,890,852.34	2,144,021.85	2,144,021.85	*****		748,830.39
CAPITAL CHANGE	8,427.55	8,427.55	*****	.00	.00	.00	*****		.00
ADJUSTMENT	31,331.83	31,331.83	*****	8,427.55	8,427.55	8,427.55	*****		.00
TOTALS FOR CATEGORY	2,150,951.11	2,150,951.11	***	2,899,078.89	2,144,021.85	2,144,021.85	*****		748,830.39
TOTAL EQUITIES	2,111,181.73	2,111,181.73	***	2,890,852.34	2,144,021.85	2,144,021.85	*****		748,830.39
INVESTMENT ACTIVITY	2,111,181.73	2,111,181.73	*****	2,890,852.34	2,144,021.85	2,144,021.85	*****		748,830.39
CAPITAL CHANGE	8,427.55	8,427.55	*****	.00	.00	.00	*****		.00
ADJUSTMENT	31,331.83	31,331.83	*****	8,427.55	8,427.55	8,427.55	*****		.00
TOTALS FOR CATEGORY	2,150,951.11	2,150,951.11	***	2,899,078.89	2,144,021.85	2,144,021.85	*****		748,830.39
MISCELLANEOUS									.00
OTHER INVESTMENTS									.00

Bankers Trust Company
A subsidiary of Deutsche Bank

Marshall L. and F. D. McCune Charitable Foundation Inc EIN 85-0429439
December 31 2001

Marshall L. and Rose D. McCune Charitable Foundation Inc EIN 85-0429439
 December 31 2001

BT RETIREMENT SERVICES INC.
 SECURITY TRANSACTION REPORT
 MONTHLY
 FROM 02/01/2001 TO 02/28/2001
 PREPARED ON ACCRUAL BASIS (TRADE-DATED)
 GLOBAL ASSETS - DB
 03/18/01 N1 PAGE 88

*****A C Q U I R E D*****
 NUMBER OF UNIT COST SHRS OR \$ PAR
 18,588,088.12 *****
 ACCOUNT GRAND TOTAL

*****D I S P O S E D*****
 NUMBER OF UNIT GAIN OR LOSS-
 20,208,888.16
 19,888,620.45 *****
 343,018.02-

BOOK VALUE PROCEEDS PROC
 20,208,888.16 19,888,620.45 *****
 343,018.02-

Marshall L and Perrine D McCune Charitable Foundation, Inc
EIN 85-0429439
December 31, 2001

FORM 990-PF, PART VII-A, LINE 1a STATEMENTS REGARDING ACTIVITIES

During calendar year 2001 the Foundation paid \$10,000 to an organization described in section 501(c)(6) Such payment was subsequently transferred to another organization to support a bond vote to bring minor league baseball to the City of Albuquerque