

# Panasonic

Multi-Function Printer  
**DP-MB250CX**  
**KX-MB2545CX**  
**KX-MB2275CX**  
**KX-MB2235CX**

## Lineup

Model	DP-MB250CX	KX-MB2545CX	KX-MB2275CX	KX-MB2235CX
Copy	✓	✓	✓	✓
Print	PCL	✓	✓	✓
	GDI	✓	✓	✓
Scan	✓	✓	✓	✓
Fax	✓	✓	✓	✓
Computer Interface	100Base-TX/10Base-T	✓	✓	✓
	Wi-Fi (IEEE802.11b/g/n)	—	—	—
	USB	✓	✓	✓
USB slot (Host)	✓	✓	—	—
Automatic Document Feeder (ADF)	(Auto-reverse) ✓	(Auto-reverse) ✓	✓	✓

## Specifications

Model	DP-MB250CX	KX-MB2545CX	KX-MB2275CX	KX-MB2235CX	
General	Printing Process: Laser				
	Recording Paper Size (Simplex): Cassette: A4, A5, LTR, LGL, 216 x 330 mm, 216 x 340 mm, B5(JIS/ISO), 16K Multi-purpose tray/Manual tray: A4, A5, A6, LTR, LGL, B6(JIS/ISO), B5(JIS/ISO), 216 x 330 mm, 216 x 340 mm, 16K, Envelope #10/DL/YOUKEI #4/CHOUKEI #3/CHOUKEI #4, Japanese Post Card, Custom (W: 90-216 mm, L: 200-356 mm)				
	Recording Paper Capacity*1: Max: 1050 sheets (Standard Cassette: 500 sheets / Multi-purpose tray: 50 sheets / Optional Cassette: 500 sheets)   Max: 501 sheets (Cassette: 500 sheets / Manual tray: 1 sheet)				
	ADF Capacity: 50 sheets				
	ADF Document size	Single-sided	A4, A5, A6, LTR, LGL, B6(JIS/ISO), B5(JIS/ISO), 216 x 330 mm, 216 x 340 mm, 16K, Long Paper (W 210-216, L356-600 mm)		n/a
		Double-sided	A4, A5, LTR, LGL, B5(JIS/ISO), 216 x 330 mm, 216 x 340 mm, 16K		n/a
	LCD Display		16 digits / 2 lines (Backlit LCD)		16 digits / 2 lines
	Memory Size		64 MB		
	Monthly duty	Average	5,000 pages	3,000 pages	1,500 pages
		Maximum	50,000 pages	30,000 pages	15,000 pages
	Power Consumption: Maximum: Approx. 1000 W, Copy: Approx. 500 W, Ready: Approx. 55W, Sleep: Less than 1 W*2				
	Noise level	Standby	Less than 26 dBA*3		
		Copying	Less than 56 dBA*3		
	Dimensions (W x D x H)		400 x 413 x 400 mm		
	Weight		Approx. 16 kg		Approx. 15 kg
Printer	Print Speed		Up to 30 ppm (A4)	Up to 28 ppm (A4)	
	Duplex Printing		Yes (A4, LTR, LGL, 216 x 330 mm, 216 x 340 mm)		
	Duplex Productivity (A4)		93 % (28 ppm)	100% (28 ppm)	
	Print Resolution		Up to 2400 x 600 dpi (Interpolated)		
	First Print Time		8.5 s (from standby)		
	Supported OS		Windows® XP, Windows Vista®, Windows® 7, Windows® 8 Windows Server® 2008, Windows Server® 2012, Mac OS X 10.5 - 10.8, Linux®**4		
Copier	Copy Speed*5		Up to 30 cpm (A4)	Up to 28 cpm (A4)	
	Copy Resolution		Up to 600 x 600 dpi		
	Multi-Copy		99 pages		
	First Copy Time		9.8 s (ADF)		
	Reduction / Enlargement		25 % - 400 % [1 % step]		
Copy Function		Quick ID, N-in-1, Separate N-in-1, Poster, Image Repeat, Edge/Margin			
Colour / Mono Scan		Yes / Yes			
Scanner	Scan Resolution		Up to 600 x 1200 dpi (Optical) / Up to 19200 x 19200 dpi (Interpolated)		
	Scan Function		Scan to PC/OCR/Email Address/FTP/SMB/USB	Scan to PC/Email Address/FTP/SMB	
	Supported OS		Windows® XP, Windows Vista®, Windows® 7, Windows® 8, Mac OS X 10.5 - 10.8, Linux®**4		
Fax	Modem Speed		33.6 kbps - 2.4 kbps with automatic fallback		
	Memory Size*6	7.9 MB Reception: Approx. 400 pages Transmission: Approx. 200 pages	7.3 MB Reception: Approx. 350 pages Transmission: Approx. 200 pages	3.1 MB Reception: Approx. 80 pages Transmission: Approx. 150 pages	
		Address book		300	100
	Fax / Tel Switch		Yes		
	Fax to Email		Yes		
	Internet Fax		Yes	No	
	Web Fax Preview		Yes		

\*1 Depending on the type of paper. \*2 When only USB interface is connected and LAN is OFF mode. Power consumption in sleep mode depends on machine condition. \*3 Sound Pressure Level based on ISO7779 bystander position. It depends on the measuring method. \*4 Supported Linux distribution: Red Hat® Enterprise Linux® Desktop 5/6, Ubuntu® 10/11/12/13. Driver is provided via web download. \*5 Continuous copy of a single original. \*6 Based on the ITU-T No. 1 Test Chart in standard resolution.

Wi-Fi is registered trademark of the Wi-Fi Alliance.  
 Windows, Windows Vista and Windows Server are registered trademarks of Microsoft Corporation in the United States and/or other countries.  
 Mac and OS X are trademarks of Apple Inc., registered in the U.S. and other countries.  
 Linux is the registered trademark of Linus Torvalds in the U.S. and other countries.  
 Red Hat and Red Hat Enterprise Linux are registered trademarks or trademarks of Red Hat, Inc. in the United States and/or other countries.  
 Ubuntu is a registered trademark or a trademark of Canonical Ltd. in the U.S. and other countries.

Design and specifications are subject to change without notice.



High-speed duplex printing and copying  
 with multi-size paper handling capability


# Panasonic®

MG-MCCC011EN 1403UAW/FP-CX3

# Small & Fast

Keeping the concept of 'small and fast' in mind, the DP-MB250CX, series multi-function printers are designed to fit on your desktop, printing and copying capability you need to boost productivity.

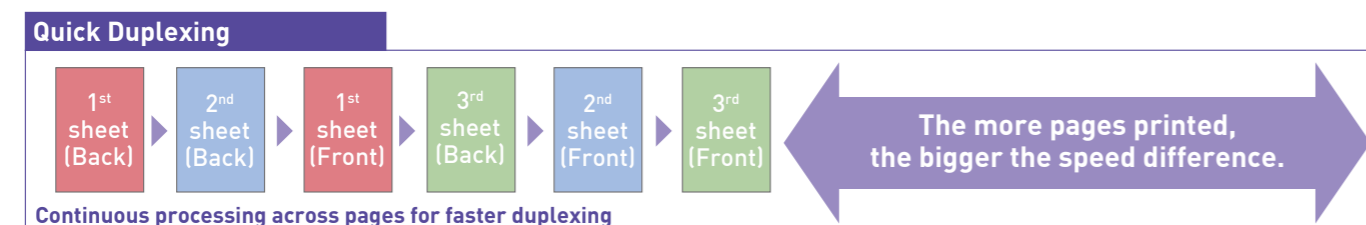
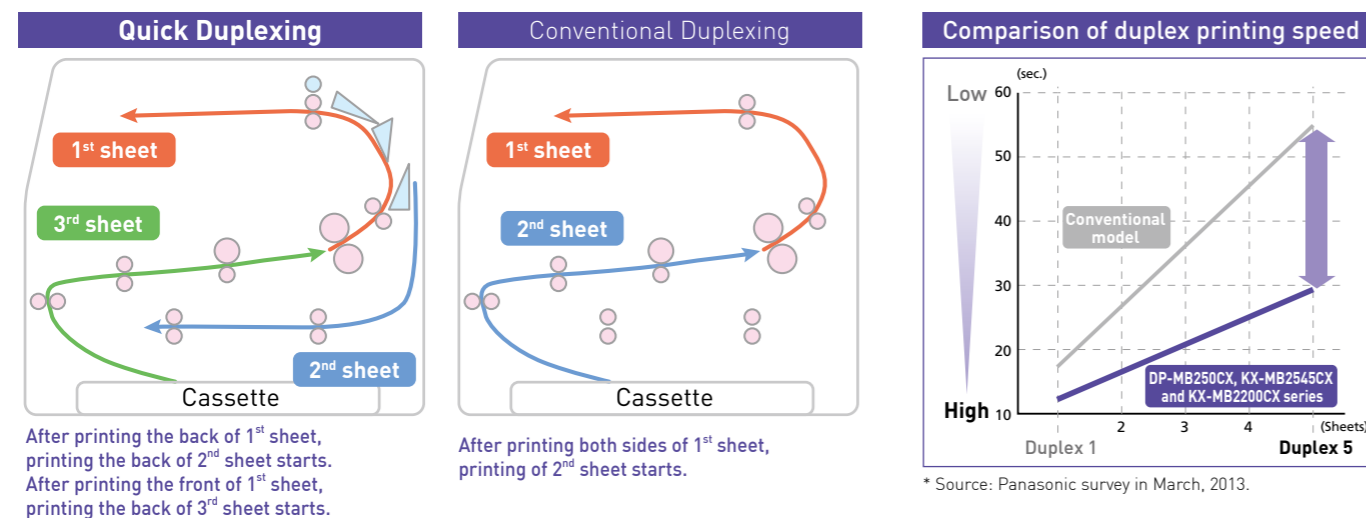
KX-MB2545CX and KX-MB2200CX while delivering the high-speed



## Quick Duplexing

Printing on one side of the page can be wasteful and inefficient. That's why these models feature a duplex printing capability. Conventional A4 size multi-function printers invert the pages one at a time, resulting in slow performance and poor productivity. Panasonic multi-function printers come as standard with quick duplexing, making it possible to print both sides at virtually the same speed\* as single-side printing.

\* With KX-MB2200CX series, duplexing productivity is 100%. With the DP-MB250CX and KX-MB2545CX, duplexing productivity is 93%.



## A5/A6-size Compatible Automatic Document Feeder

All DP-MB250CX, KX-MB2545CX and KX-MB2200CX series are equipped with a 50-sheet automatic document feeder capable of handling the smaller A5 and A6 formats as well as A4. This capability should prove especially useful in doctors' offices and pharmacies where smaller documents are commonly used. All the models can print onto the smaller A5 and A6 sizes.



<b>Flatbed</b>	A4/A5/A6/Letter/B5(ISO/JIS)/B6(ISO/JIS)/16K
<b>ADF</b>	A4/A5/A6/Letter/Legal/B5(ISO/JIS)/B6(ISO/JIS)/16K/216 x 330 mm/216 x 340 mm

## 500-sheet Paper Cassette in Compact Size

Usually compact MFPs designed to be used in small offices or home offices (SOHO) are equipped with a 250-sheet paper cassette, while commercial printing paper is normally supplied in 500-sheet packs. Despite the compact design and slim profile, with a height of just 400 mm, the DP-MB250CX, KX-MB2545CX and KX-MB2200CX series are equipped with large-capacity cassettes capable of holding a full pack of 500 sheets. This means that you can load all 500 sheets at one time and not have to leave open reams of paper lying around your office.



## ECO mode

A dedicated ECO button is located on the control panel. When selected, the ECO button enables two energy-saving functions. First, the duration before the printer enters power save mode is set to 1 minute. At the same time the 2-in-1 and duplex copy modes are automatically set while the backlight\* is set to OFF, effectively reducing both paper and power consumption.


\*Backlight is not available on the KX-MB2275CX and KX-MB2235CX.





## High-Durability Compact Business Machine

DP-MB250CX



## Heavy-Duty Design for High-Volume Professional Use

Built to handle the rigorous demands of businesses requiring high volume continuous printing capability, the DP-MB250CX features extra tough body construction and machine life of 300,000 pages\*. Together with the high yield 8,000-sheet toner cartridge, the DP-MB250CX delivers high speed 30 ppm simplex printing with a maximum duty cycle of 50,000 pages, ideal for large businesses where extra high volume printing is required every day.

\* Requires maintenance kit.



Monthly print volume Max **50,000** pages

## Automatic Double-Side Scanning\*

The DP-MB250CX is also equipped with an automatic reversing scan function that can automatically scan both sides of the document. This is done using a Reversing Automatic Document Feeder (RADF)\*. Besides improving efficiency, this is especially convenient as double-side printing is becoming more common.

\* Available on the DP-MB250CX and KX-MB2545CX.



## PCL Print Language Compatible\*

In addition to GDI printing, the Windows compatible DP-MB250CX comes as standard with PCL emulation capability. PCL emulation is widely used around the world, making it easy to use the DP-MB250CX as an output printer across a network.

\* Available on the DP-MB250CX, KX-MB2545CX and KX-MB2200CX series.

## Comprehensive Fax Functions

Pressing the one-touch fax key puts the DP-MB250CX into fax mode. A built-in large capacity 7.9 MB memory enables the DP-MB250CX to store up to 400 received pages and 200 sending pages. Both G3 fax modem and an internet fax function come standard with the DP-MB250CX. These allow you to send and receive fax documents via LAN, helping you reduce both time and money.



## High-Productivity 30 ppm Business Power

KX-MB2545CX



## Multi-Size Paper Handling Capability

In addition to standard A4 pages, the KX-MB2545CX can also handle smaller documents including A5 and A6. For added convenience, the multi-purpose tray\* can hold up to 50 sheets of various sizes from A4/letter, legal and A5/A6 formats to envelopes and custom size formats for printing and copying.

\* Available on the DP-MB250CX and KX-MB2545CX. The KX-MB2275CX and KX-MB2235CX are equipped with a manual tray (1 sheet) for multi-size paper handling.



## Layout-Free Compact Design

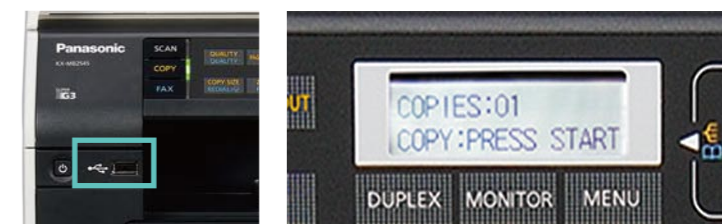
With high speed 30 ppm simplex and 28 ppm duplex printing capability as well as a large 500-sheet paper cassette, the KX-MB2545CX features a remarkably compact cubic design. Now you can install a high-power multi-function printer even on a small desk.



## Backlit LCD\* & USB slot\*

Together with the concentrated control panel, the LCD panel indicates the current function mode and current status. The easy-to-see backlit LCD allows you to easily operate the printer even in the dark. The KX-MB2545CX comes also with a USB slot (Host) that allows you to print documents stored in a USB memory or save scanned data directly to the USB memory.

\*Available on DP-MB250CX and KX-MB2545CX.





## High-Performance Compact Office Power

**KX-MB2275CX**  
**KX-MB2235CX**



### High-Speed 28 ppm Simplex & Duplex Printing

The KX-MB2200CX series boasts high speed printing/copying of up to 28 ppm in both simplex and duplex printing, the highest speed in its class. Thanks to our quick duplexing technology, the KX-MB2200CX series increases office productivity while cutting paper consumption by half.

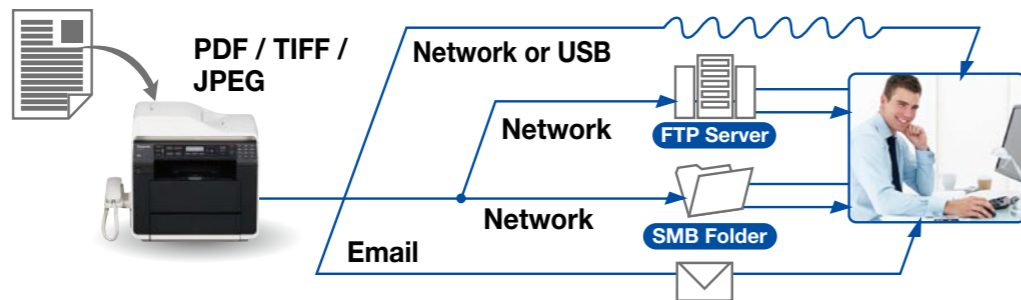
### Standard 50-Sheet ADF with A6 Size Scanning

The KX-MB2200CX series comes standard with an Automatic Document Feeder (ADF) which can load up to 50 sheets for scanning in small-sized formats such as A5 or A6 in addition to the standard A4 format. An extra manual tray for special use allows you to feed one sheet of any size from A6 format to envelope or post card.



### Colour Scanner & Easy Print Utility

Once the provided PC utility software is installed, you can control the multi-function printer from your desktop. You can scan a multi-page document from the ADF in colour and send the scanned data directly to your PC via your network or USB connection. Convenient printing functions such as N-in-1, poster and image repeat are available from your PC on your desktop.



### Standard 10Base-T/100Base-TX Ethernet and Wi-Fi®\*

All the models come standard with 10base-T/100base-TX Ethernet network port. This means you can control the printer from any PC on the local area network. The KX-MB2275CX is also equipped with a built-in Wi-Fi® wireless network function. The WPS key on the control panel permits you to easily configure a wireless network when a Wi-Fi® router is installed.

\* Available on the KX-MB2275CX.



### Other features include:

#### Low power consumption

If the printer is out of use for 1 minute\*, the DP-MB250CX, KX-MB2545CX and KX-MB2200CX series will automatically enter Power Save mode. If the printer is not used for another 5 minutes, it will enter sleep mode and the power consumption drops to less than 1 watt.

\*Depends on user setting of power save mode timer.

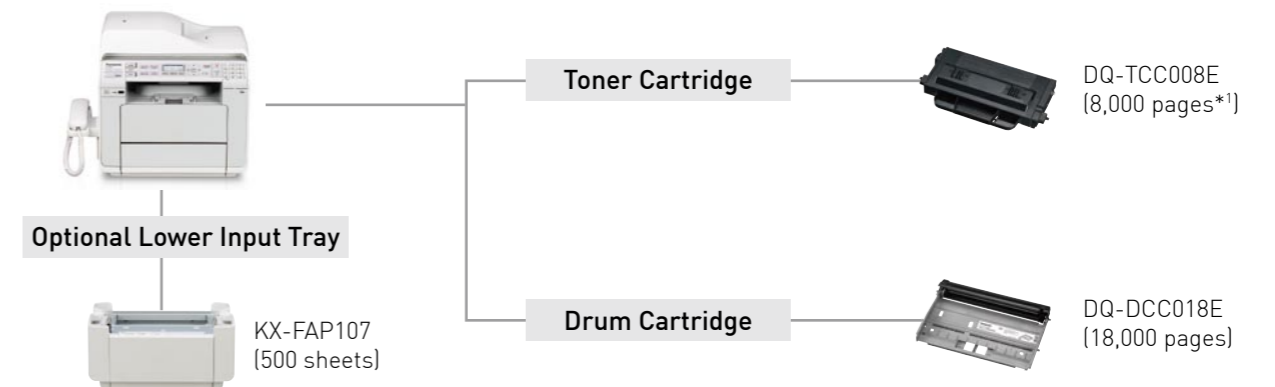
#### Easy-to-operate control panel

All the operation buttons and soft-touch keys are concentrated on the front control panel in a simplified layout. A slanted panel design allows the user to easily operate the printer whether standing up or sitting down.

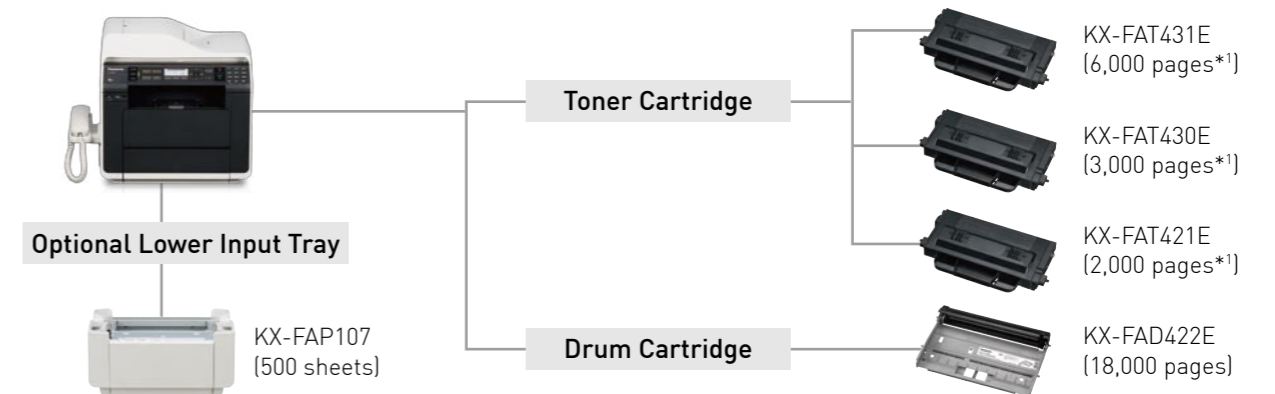


### Options/Consumables

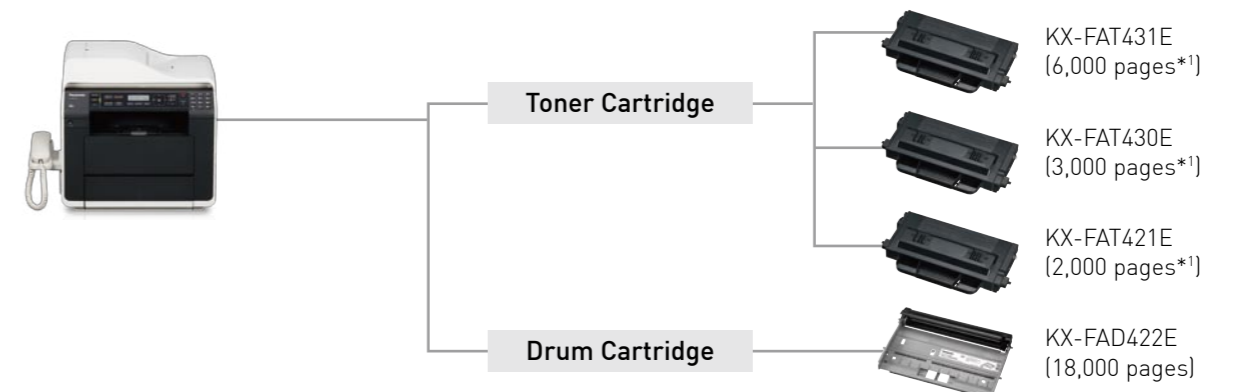
#### DP-MB250CX



#### KX-MB2545CX



#### KX-MB2275CX/KX-MB2235CX



\*1 ISO/IEC 19752 standard.