

President's Page	1
Ellis Medallists 2016	2
IBA Travel Awardees	4
Conference Photos	5
New Members	8
News from the Membership	9
ARTICLES	
BRYOZOA AT THE ARCHITECTURE BIENNALE, VENICE 2016.	12
In celebration of the 80th Birthday of Gero Hillmer	14
IN MEMORIUM	
SALVADOR REGUANT SERRA.	16
GIAMPIETRO BRAGA	17
Funding Opportunity - Synthesis	21
Temporary closure of the Senckenberg collections	22
Book Announcement	23
MEETINGS AND CONFERENCES	25
Recent Publications	26

Copyright © 2013 by the International Bryozoology Association.

Patrick Wyse Jackson, President

Catherine Reid, Secretary

Abigail Smith, Treasurer

ISSN 1941-7918

Comments regarding this Bulletin should be addressed to the IBA Secretary: catherine.reid@canterbury.ac.nz

Further information at <http://www.bryozoa.net/iba/index.html>

Recent Trends in IBA Conferences

Nearly 15 years ago Salvador Reguant wrote an interesting article that reviewed the previous twelve IBA conferences and pointed out various trends (Reguant, 2002). He noted, for example, that paleontological topics were initially dominant, but later were more or less matched by the biologists dealing with living (“recent”) bryozoans. In general, systematics, taxonomy, and regional surveys were always the strongest categories, followed by biology and ecology (including paleoecology).

After the Melbourne conference I did my own rough tabulation to bring the figures up to date. For source data I used mostly the Tables of Contents from conference proceedings, drawing heavily from Phil Bock’s *Bryozoa Home Page*. Unfortunately this left out all the poster offerings, but that couldn’t be helped. Here are some notable findings:

- For the first 40 years of IBA conferences the proportion of women participants held fairly steady at around 25%. Then in 2007 (Boone conference) the female participation nearly doubled and has remained around 43% ever since.
- The relative numbers of taxonomic and systematic papers fluctuates wildly, as high as 17% during 2004-2010, dropping to 3% in 2013, climbing to 9% in Melbourne.
- Freshwater papers have averaged around 7% of the total, exceeding 10% during 1998-2007 but falling back since then. We can do better, people!
- Taxonomic surveys of particular regions or strata have been a staple at IBA Conferences, averaging around 16% of all presentations and changing only slightly over the years.
- The Melbourne conference was striking by the historically low number of paleontological presentations (only 23% of the total). By my estimation there was a higher proportion of ecological papers (30%) than ever before.

What I especially enjoy about IBA gatherings is the wide range of presentations and posters, and the strong interest with which each one is received. Melbourne was awesome in that respect, and I am already looking forward to the 2019 conference in Liberec.

Reference: Reguant, Salvador 2002. Thirty-four years of bryozoology: The I.B.A. International Conferences (1968-2001). Pp 233-241 in Wyse Jackson, P.N. & Spencer Jones, M.E.(eds) *Annals of Bryozoology*. International Bryozoology Association, Dept of Geology, Trinity College, Dublin. 382 p.

Tim Wood



ELLIS MEDALLISTS 2016

The IBA established the Ellis Medal at the Catania meeting in 2013 to be awarded to an individual who has provided outstanding service to the organisation and/or the wider scientific community. Following nominations received, the final recipient, or recipients (up to two) are selected by the President, and confirmed by three well-established members of the IBA. Two medals were awarded for the first time at the recent IBA Conference in Melbourne, to Norbert Vavra (Vienna) and Philip Bock (Melbourne).

Citation by Patrick Wyse Jackson:

Norbert Vavra of the Palaeontology Institute in Vienna: for his researches on Tertiary bryozoans of Central Europe, and for his tireless support of the work of the IBA. He has attended twelve conferences beginning with the Lyon meeting in 1974.

He hosted the 6th International Conference in Vienna in 1993, and provided support for the 8th Larwood Symposium in Vienna in 2008. Norbert is one of the most engaging and entertaining speakers I have had the pleasure of listening to. His research is wide-ranging: aside from bryozoology he has also carried out extensive research on fossils and folklore, co-authoring a book on the subject in 1996, and is an expert on Amber. He has published nearly 180 papers.

Unfortunately Norbert was unable to attend the conference, but a presentation will be made in due course.

Response by Norbert Vavra:

Having not been at the IBA meetings since Kiel (2010) it was a great surprise to receive the information that I had been awarded the Ellis Medal by the IBA members and authorities during the conference held at Melbourne in 2016.

I want to express at least in this way my sincerest thanks for this outstanding honour.

I regard this award not only as a personal matter – having participated in 12 IBA conferences (1974–2010) and having been conference host in 1983 – but moreover as a recognition of bryozoan research having been done by Austrian scientists since the middle of 19th century (A.E. Reuss) and continued in the course of 20th century (e.g. Carl A. Bobies). Having participated in numerous field trips I had the opportunity to collect bryozoan material from various localities yielding finally a remarkable bryozoan collection from Ordovician to Recent. As a most welcome, additional effect for my association with the IBA has been the formation of a considerable number of friendships and contacts with colleagues all over the world: many thanks to all of them!

Citation by Patrick Wyse Jackson:

Philip E. Bock: for his Bryozoa Homepage web resource which is invaluable, and visited by me at least once a week. I know that this has helped increase the productivity of members of the IBA enormously.

From the 1990s Phil collaborated with Pat Cook after she moved to Australia and together they produced a series of papers on Tertiary and Recent bryozoans of parts of Australia. These were published over a period of 15 years. In 1998 they erected a new Family for free-living lunulitiform bryozoans. One of their images of the bryozoan *Corbulipora tubulifera* with growth phases with distinctive zooids was used on the cover of the Swansea IBA volume in 1994.

Phil, the bryozoological community owes you a great debt of gratitude and it gives me great pleasure to present you with an Ellis Medal.

Response by Phil Bock:

I was surprised to be awarded the Ellis Medal by the IBA at the Melbourne Conference dinner - surprise in such an event always happens!

I have been dedicated to making taxonomic information freely available to everyone using the Internet since about 1994. Shortly before, the graphic browser called "Mosaic" was designed, although its use was limited at first to users with Unix computers, or by using non-standard connections to Windows. The great advantage was that the main elements of a web page were simple and limited to text, and graphics. Editing a web page required a small range of coding skills. Now, with a vast range of elements and content creators, there is a loss of simple standards.

Maintaining data using database systems was another method used early. The first data designs were simply to keep records of the personal collection, and to follow the synonymies of Australian species. Later, the large amount of data collated by the late Alan Horowitz was integrated, although some of this data is still to be brought up to date. This problem applies to much of the 19th Century work on both fossil and Recent taxa. Bringing the data into line with web designs to expedite the editing of species lists is continuing.

One possible hazard of web design - or database design - is to prepare a system which does everything, but is too complex to be grasped by anyone willing to take up the future improvements. At present, it is hoped that the information is not too elaborate - yet!

Presenting this information for general use has been stimulating and rewarding. I hope that new students and non-specialists can gain an insight into our work.



Photographs of Norbert Vavra and Phil Bock courtesy of Hans Arne Nakrem.

IBA conference travel awardees 2016

This year, thanks to the generosity of IBA members, the Association was able to award five travel bursaries. The recipients have written of their experiences below.

Katerina Achilleos (Cyprus)

Attending a scientific conference can be one of the most important and professionally rewarding experiences for young research scientist. Being part of the International Bryozoology Conference (IBA 2016) has been an amazing experience and opportunity; listening to presentations and getting inspired for new research topics of my own. Nevertheless, the most exciting part was to meet and talk with distinguished and well-known scientists and the people who actually support and constitute the IBA family for many years now. I would strongly suggest to anyone who wants to study bryozoans to become a member and attend the IBA since, aside from the financial support they offer with travel awards, the environment is indeed that of a true family. I am looking forward to attending the next IBA!

Paola Flórez (Colombia)

First of all, I wanted to express my gratitude to the IBA members, I was one of the happy winners of an IBA Award!

Thanks to the award I was able to attend the meeting where I presented a talk: 'Early Miocene bryozoans fauna from NE Colombian Caribbean reefs' and a poster: 'Habitat-forming bryozoans in the Colombian Caribbean Sea: a possible hotspot of biodiversity?'

The conference was a great opportunity to share the results of different projects carried out in Colombia, both fossil and modern fauna, and their ecological role in the Caribbean.

Furthermore, it was a very nice meeting to reinforce the relationship with other researchers with which to improve my network. I think this opportunity will help to establish new collaborations that in the future could help to improve the results of my research goals. It was very interesting to become aware of new research fields regarding bryozoan studies that could be applicable for future research projects in my country, Colombia.

It was also fun to catch up with colleagues and friends and to meet new people that inspired me to continue studying the bryozoans.

Malgorzata Krzeminska (Poland)

Thanks to a travel grant from IBA community I had great opportunity to attend the IBA Meeting in Melbourne and present results of my studies concerning biogeography of Antarctic Bryozoa. It was my second IBA meeting, and as with last time, I was pleased to spend time in the company of the bryozoological family. For students such as me making first steps in the scientific world, it was priceless to listen to all the discussions covering a broad array of topics, new information and new ideas about bryozoans, which make me realize how many topics has been researched on so far, but still, there are so many questions and work to do. As always the presentations of this IBA were extremely interesting and inspirational. It was also great to meet all new IBA members - hope to meet with all of you again soon!

Best wishes,

Gosia

Hannah Mello (USA)

The experience I had at the IBA 2016 meeting in Melbourne was of unparalleled value to me as a budding researcher. The seasoned IBA members in attendance were very inviting and friendly; I felt that I could talk to any member in attendance, no matter what their research interest was. I was also given invaluable feedback on my presentation which, in turn, helped me complete my Masters thesis and defense. Of all the conferences I have attended, the IBA 2016 meeting was most effective at integrating seasoned and novice researchers and facilitating the dissemination of knowledge between all members. I feel I now have a more well-rounded understanding of bryozoology, as well as a better perspective on my own work in freshwater bryozoology. Special thanks to Dr Rolf Schmidt for hosting the conference and putting on an incredible post-conference excursion. I look forward to a long-lasting relationship with the International Bryozoology Association; see you in the Czech Republic!

Karine Nascimento (Brazil)

First IBA Conference... First international trip... First time in other institutions...

The conference was incredible! Meeting other researchers and hearing and reading all of the research was wonderful, but to perceive the positive harmony that there is between bryozoologists from each corner of the world and (mainly) between generations of researchers was lovely. However, this award not only enabled me to participate in the IBA Conference, it also allowed me to work for a week in the Museum Victoria (Melbourne, Australia) and afterwards to spend a month with Dennis Gordon at NIWA (Wellington, New Zealand). In these places I was able to analyze dozens of specimens of *Beania* (Baeniidae, Cheilostomata) that are found in Oceania. This will be very important for my PhD research that involves this taxonomic group. Making this trip to the IBA Conference and working in these institutions with my own or Brazilian resources would have been impossible. For all this I am very grateful for this opportunity from IBA. This experience invigorated me for the next years of my PhD and I am excited to see (or review) all soon.



Hannah Mello, Katerina Achilleos, Malgorzata Krzeminska, Paola Flórez & Karine Nascimento (Photo: Abby Smith)

PHOTOGRAPHIC RECORD OF THE 17th IBA, MELBOURNE, AUSTRALLIA

Hans Arne Nakrem has compiled a web page with lots of photos from the magnificent 2016 IBA conference and field trips (including the WA post-post Shark bay etc. trip!). Can be seen here: <http://folk.uio.no/hanakrem/iba2016/index.html>

Have a nice summer!

Best wishes from Eva and Hans Arne

Pre-Conference Field trip

The pre-conference field trip had 16 attendees and apart from a little rain at Cradle Mountain had great weather all week, a lot of enthusiasm and some fabulous Tasmanian geology, bryozoans and wildlife. Below are a selection of photos from Silviu Martha, and on the next page the trip leader's (Catherine Reid) favourite photos from Hans Arne Nakrem's collection (see above for the link to all of Hans Arne photos).





Top left (HAN)- Easing into the morning on day two in Hobart! Top right (HAN) - examining modern marine bryozoans at Eaglehawk Dive Centre. Middle left (HAN) - collecting freshwater bryozoans on the east coast, at Spikey Bridge. Middle right (CMR) - lunching on giant Permian bryozoans, Maria Island. Bottom left (HAN) - Tasmanian devils looking to be fed. Bottom right (HAN) - dedication and team work in collection of out of reach Miocene bryozoans, Wynyard.

HAN - photo from Hans Arne Nakrem
 CMR - photo from Catherine Reid

NEW MEMBERS


Marta Pagès - Since April 2016 I am doing a PhD in Marine Ecology at the University of Barcelona (UB) under the supervision of Drs. Bernat Hereu and Cristina Linares (Marine biodiversity conservatio group, MEDRECOVER, <http://www.medrecover.org/>) funded by Trainee research staff grants awarded by the University of Barcelona. Specifically, my thesis aims to determine the effects of global change on bryozoan species of the Mediterranean Sea, specifically in *Pentapora fascialis*, *Myriapora truncata* and *Reteporella sp.*

In order to evaluate the vulnerability of these species, firstly I want to determine their population dynamics by studying their demographic treats, such as recruitment, growth and mortality. My study is done in marine protected areas, mainly the Medes Islands which are part of the Montgrí, Medes Islands and Baix Ter Nature Park, one of the oldest marine reserves in the western Mediterranean. In this area there is a strong social conflict between management, fishing and touristic industry. Therefore, new indicators species such as bryozoans, and incorporating their dynamics, is vital to generate a tool that allow us to an effective adaptive management.

On the other hand, I am going to perform laboratory culture experiments to evaluate changes in growth, survival and reproduction of bryozoan colonies under different conditions of temperature and pH. All these results will allow us to elaborate demographic models to predict the dynamics and viability of bryozoan populations under a climate change scenario.

At population level, I am interested in performing genetic studies of the populations of bryozoans of Medes Islands and the nearby coast, in aims to know their connectivity.

My research interest includes population dynamics and genetics of the Bryozoa, and how to keep them in aquariums. If you have any suggestion or question about my work, please contact me at mpagesescola@ub.edu. I am very excited to get involved with the IBA, so feel free to contact me!



Hello, I am Samia Quaiyum. By birth I am a Bangladeshi. I have completed my post-graduation in microbiology from Bangladesh and now I am doing another master degree in natural history Sciences department at Hokkaido University,



Japan under the supervision of Prof. Dr.Helena Fortunato. I am studying the molecular phylogeny of a common, easily identified and obtained bryozoan species (*Cryptosula zavjalovensis*) found around intertidally the Pacific Rim, and throughout coastal Alaska. The aim of research is to confirm through molecular phylogenetic analysis that *C. zavjalovensis* comprises a single species throughout its range and to test for allelopathic activity in this species through field observations and bio-assays. *C. zavjalovensis* exudes a strong, pungent odor when alive, and that it overgrows barnacles and other sessile organisms on exposed rock surfaces in the lower- to mid-intertidal zone. To my knowledge, this is the only bryozoan species known to exude a strong odor. Furthermore, few encrusting bryozoans are able to survive in the mid-intertidal zone and successfully compete for space in non-cryptic microenvironments there. I speculated that this competitive ability is related to allelopathic properties of the substance responsible for the odor. This summer, I will be conducting research at Akkeshi of Japan and there I will try to look the ecology of this species.

NEWS FROM THE MEMBERSHIP

Bjorn Berning: In the second half of June, **Katerina Achilleos** and **Bjorn Berning** have taken part in this year's census of marine life around Cyprus, the International bottom trawl survey in the Mediterranean (MEDITS). Whereas the volume of bryozoans recovered was nothing compared to the volume of food and drinks we consumed during these days, we were lucky with some trawls that yielded interesting co-occurrences of bryozoans and their host substrates, and also a "mass occurrence" of living *Jaculina parallelata*, which otherwise is a rather elusive species. The excellent organisation by the responsible parties, a very helpful shipboard crew and fun research colleagues, fairly close encounters with large turtles and common dolphins, as well as the slightly elevated temperatures made this cruise a memorable experience, especially for the northern German first-time participant!



Fig. 1. Living colonies of *Jaculina* presumably *parallelata*. Fig. 2. Katerina, Bjorn and a very concentrated colleague sorting things on board the Greek trawler *Megalochari*.

Hannah Mello I attended the IBA 2016 in Melbourne this past April. The opportunity to meet such a diverse group of talented and interesting researchers was a life-changing experience. I want to thank the IBA again for providing me with a grant that offset the cost of my attendance. I hope to see you all in Liberec!

Since the meeting, I have finished my thesis on bryozoan diversity in the Upper Mississippi River watershed and hope to publish in the next year. Currently, I am working with the United States Fish and Wildlife Service in New Mexico. While most of the research here focuses on endangered fish conservation, bryozoans are (obviously) always relevant in aquatic systems and I hope to integrate bryozoology with many future projects here.




Dennis Gordon On 28 April Dennis Gordon was honoured at the National Institute of Water & Atmospheric Research (NIWA) by a one-day symposium – “Systematics and biodiversity, past present and future: a tribute to Dennis Gordon on his retirement”. It was organised by three members of the Marine Biodiversity Group that he had managed and featured presentations by speakers from a range of organisations, including government departments (Ministry of Primary Industries, Department of Conservation), Crown Research Institutes (Geological & Nuclear Sciences, Landcare Research, NIWA), museums (Museum of New Zealand (Te Papa), Auckland Museum), and University of Otago, with an audience of 45 biodiversity scientists, students and policy people. The talks began with Dennis’s 40 minute presentation ‘A life in bryozoology’. Dennis reports that he was blown away by the day and his head is still spinning from the tributes. At the end of the symposium he was presented with a freestanding wooden block (photo) engraved with the image of the cyclostome *Discantenna tumba* that he and Paul Taylor described in 2010 from the Graveyard Seamount on Chatham Rise. There will be a special festschrift edition of the journal *New Zealand Science Review* with papers arising from the occasion.



Photo – Dave Allen

In other news, Dennis has had confirmation that he will have a doctoral student starting in July/August. She is Carolann Schack from Florida and will be enrolled at Victoria University of Wellington. A dissertation project has yet to be settled upon but it likely involve the use of deepsea bryozoans, their colonial morphologies and modularities to test a range of hypotheses. In due course, Carolann will be introduced in the IBA Bulletin and, it is hoped, will have something to report at the next IBA conference in the Czech Republic in 2019.

Anatoly Valentinovich - In 2016 famous bryozoologist Ph.D Anatoly Valentinovich Vinogradov [Анатолий Валентинович Виноградов] celebrates his 60 anniversary. On the jubilee he published 50 monographic volumes (19 individual monographies in 22 volumes), near 1200 publications in all. He is author of book series «The Lost Worlds» (14 book in 16 volumes) to 100 anniversary of book «The Lost World» by Sir Arthur Conan Doyle too. A.V.Vinogradov is engaged in scientific activities and bryozoology during 42 years. He is a main specialist of Soviet Union (USSR) and Russia on bryozoology of continental water bodies. The scientific works of A.V.Vinogradov are the first monographies on bryozoology of continental water bodies of the Russia and Soviet Union (USSR) during all history, and he made large monography on bryozoology of continental water bodies of the Eurasia. There are:



Vinogradov A.V. Bryozoa of continental water bodies of the Soviet Union (USSR), recent and fossil. – Moscow, Paleontological Institute of the Academy of Science of the USSR, 1989, 177 p., tabl. Dissertation;

Vinogradov A.V. Bryozoa of continental water bodies of the Soviet Union (USSR), recent and fossil. – Moscow, Paleontological Institut of the Academy of Science of the USSR, 1989, 26 p., Abstract of dissertation;

Vinogradov A.V. Phylactolaemata and Bryozoa of continental water bodies of the Eurasia. - Deutschland, Saarbrucken, Lambert Academic Publishing (LAP), 2011, T.1: 350 p. The book is dedicated to Ph.D G.A.Kluge;

Vinogradov A.V. Phylactolaemata and Bryozoa of continental water bodies of the Eurasia. - Deutschland, Saarbrucken, Lambert Academic Publishing (LAP), 2011, T.2: 404 p. The book is dedicated to Ph.D G.A.Kluge.

A.V.Vinogradov is a first bryozoologist of the Mongolia and Kazakhstan (first special publications). A.V.Vinogradov described the new phylum Phylactolaemata with new taxons:

Vinogradov, A.V. «The taxonomical structure of Phylactolaemata», 2004.

Anatololy Vinogradov made first finds of fossil Phylactolaemata with describing of new specia (statoblasts):

Vinogradov A.V. New fossil freshwater Bryozoans from the Asiatic Part of Russia and Kazakhstan. - Paleontological Journal, USA, 1996, vol.30, № 3, p.284 – 292.

A.V.Vinogradov is a member of International Bryozoology Association (since 1986), the curator of the Bryozoa of continental water bodies collections of the Moscow State University Zoological Museum, a member of Bryozoa Commission of Academy Science of the Soviet Union (and Russia) Problem Council «Paleobiology problems and development of organic world» since 1983:

Heptner M.V. and others. Invertebrates collection. – Two centuries in collections of Zoological Museum of the Moscow State University. Moscow State University, 1991: 36 – 68].

A.V.Vinogradov is a author of "Poem of Bryozoa" (Hymn of Bryozoa-Phylactolaemata and bryozoologists), which he wrote since 1985 and published in Russian language.

E.Yu. Vinogradova (Rigina),
biologist, philosopher;
Samara State Technical University, Russia
(Ekaterina Yurievna Vinogradova)

Bryozoa at the Architecture Biennale, Venice 2016.

Noga Sokolover

Steinhardt Museum of Natural History and National Research Center. Tel Aviv University

The Israeli exhibition at the Architecture Biennale, Venice 2016, explores the new relationship evolving between architecture and biology. The central work of the exhibition is LifeObject, a massive 16-meter-long "bird's nest" composed of synthetic and natural materials. LifeObject triggers the opening of 'cabinet de curiosités' filled with biological materials, which are expected to have a significant impact on architectural design and construction.

While researching and looking for biological examples and objects for the exhibition, the curatorial team came to the Steinhardt Museum of Natural History. The team members saw different kinds of marine invertebrates, and then it was time for them to choose the ones that they liked the most. After deciding that the molluscs were too conventional and the sponges a bit too complicated, they looked at the Bryozoa. Since I was on a maternity leave, and happened to be there that day by pure chance, initially they only got a sneak peek of some SEM scans on my smart phone. From artistic and architectural point of view they really liked the "lace" colonies and the idea of a colony as a building with rooms or flats that connect directly with the neighboring flats.

They ended up exhibiting a big colony of *Thalamopotrella harmelini* and a lovely phidolopodid. The Bryozoa are given as an example for material construction and facade in architectural application, and the two colonies are exhibited in one of the "smart cells" in the installation as part of the 'cabinet de curiosités'. In the Exhibition book there are also SEM scans of *T. harmelini* and a rosette plate of *Schizoporella errata*.

Link to the exhibition website: <http://www.lifeobject.net/#!bio-curiosities/vkzf6>



The birds nest with 'cabinet de curiosités' made of "smart cells".



A "smart cell"



L- *Thalamoporella harmelini* and a phidoloporiid inside a "smart cell". R - Closer look of the Bryozoa "smart cell"

In celebration of the 80th Birthday of Gero Hillmer

Joachim Scholz



Gero Hillmer on February 24 2016 at his Hamburg home

On July 12, 2016, Gero Hillmer, bryozoologist, retired Professor of Geology and Paleontology at the University of Hamburg, renowned organizer, teacher, colleague and friend, has celebrated his 80th birthday together with his family in Hamburg, Germany.

Gero Hillmer was born on July 12, 1936, in the Northern German town of Elsfleth. He entered his studies of Geology and Paleontology in 1957 at the University of Hamburg, went in between to the Sorbonne in Paris and to the University of Tübingen, and, after geological field work and lignite prospection in Turkey, he was selected as a PhD student of Prof. Ehrhard Voigt in Hamburg, finishing his doctoral thesis on Lower Cretaceous Cyclostomes in 1969 (published 1971). In 1978, he became professor at the Hamburg University, publishing numerous articles on bryozoans from Ordovician to Recent. Aside from that, and similar to the example given by his teacher Erhard Voigt, Gero Hillmer was also paying attention to various aspects of geology and paleontology, including Sedimentology, Trace Fossils, Coastal Area Management, and Reef Protection. Yet, bryozoology was always his favourite subject, and in 1983/86, his merits in bryozoology resulted in the election as president of the IBA.

After his official retirement in 2001, he still kept his office as staff member (Emeritus) of the University of Hamburg. Gero Hillmer has throughout his professional career been active in Geological Consultancy, working and lecturing e.g. in Morocco, India, Bangladesh, Sri Lanka, Philippines, and Malaysia. Having been a consultant e.g. of the UNESCO / UNDP, and contractor of the EU, he became a consultant of the DAAD German Academic Exchange Service in the years after his retirement, focusing on Brazil (more on that shortly). He became also scientific advisor for several documentary films, likewise a field of activity he had entered already long before retirement.

Gero Hillmer published a textbook on Paleontology that became very popular among German students. The respective guide to Invertebrate Paleontology (with Ulrich Lehmann) became translated and published in the Polish (1987, 1991) and English language (Cambridge University Press »Fossil Invertebrates«). After experiencing no less than 4 editions, the German original version is out of print now, but the book is still widely used in Germany to be copied as a pdf script for lectures, sometimes indicating the current lecturer as an author of the text (since, as the proverb goes, imitation is the sincerest form of flattery).

Being still active as a book author, Gero Hillmer, together with a Filipino colleague, is about to publish a volume with the title "Bohol - A window to the Philippines's Natural History. Towards Sustainable Island Development" (University of the Philippines; together with Delos Reyes & Aguda). This book goes back to his ongoing consultancy for the establishment of the UNESCO Global Geopark Bohol.

Ever since 1977, the Philippines had been one of Gero Hillmer's favorite countries to visit and to conduct research. His collaboration with the San Carlos University in Cebu resulted in the monographical volume "Central Philippines: Mapping, Mining, Modern Reefs" (1991), and, last but not least, in the "Service Award of the University of San Carlos; Cebu City; Philippines" (1996).

Another, and more recent international cooperation is ongoing with the Universidade Federal do Ceará (Ceará/Brazil). Gero Hillmer initiated the foundation of the »Araripe Geopark«, located in the Southern area of state of Ceará, Northeast of Brazil, in the sedimentary complex region of Araripe Basin. The Geopark is covering a territory of about 5,000 km². The story of the Site, famous for Cretaceous Pterosaurs, Plants and Fishes, is covered in another one of Gero Hillmer's books (Hillmer, Herzog & Sales (†): "The UNESCO Geopark Ceara / Brasil - A short story of the evolution of life, rocks and continents"; 2004, Fortaleza, Ceará; Brasil).

In 2008, and due to his beneficial role in the foundation of the park, Gero Hillmer became Cidadão Cearense (Freeman) of State of Ceará (Brazil); he is also Professor honoris causa of the "Universidade Regional do Cariri (URCA)" in Crato; Ceara; Brazil (2007).

Although never a full time bryozoologist due to his broad range of interests, his respective fascination with bryozoans is alive as in the decades before. Gero Hillmer will be one of the co-authors of the type catalogue of Prof. Voigt's bryozoans (Martha et al., in prep), funded by the DFG research agency project Scho581/12-1. Accordingly, he is a frequent visitor in the Senckenberg Museum, and, as a corresponding member of the "Senckenberg Gesellschaft für Naturforschung" (since 2001) active part of our bryozoan team. Gero Hillmer was the one who initiated the transfer of Prof. Voigt's bryozoan collection, the largest collection of Cretaceous and Paleogene Bryozoa in the world, from the University of Hamburg to the Senckenberg in Frankfurt, thereby also initiating the foundation of the first and only Bryozoa research section in Germany which is officially designed as such. The transfer was actively supported by the late Professor Voigt while he was still alive.

I have had the privilege of knowing Gero Hillmer and interacting with him for more than 35 years. The reason for that is very simple: I was one of his many (21) master students, and many PhD students (15) as well, and finally also one of the Postdoctoral (habilitation thesis) students (5 in total) under his supervision. So I came to know another side of Gero Hillmer that is not documented in official matter like lists of articles and projects: his extraordinary generosity and willingness to help younger colleagues and students. For that, I will always be grateful.

Remarkably, I see few signs of Gero Hillmer slowing down. Thus, together with all of you, I shall look forward to another decade of happy bryozoan collaboration with Gero Hillmer. It is an honor to be the one writing this little birthday note for the IBA. Gero, your work and example as an academic teacher has been awe inspiring, your friendship enduring. Thank you and once again, a happy birthday!

Joachim Scholz

SALVADOR REGUANT SERRA.

Our colleague Salvador Reguant Serra passed away last February, 23rd, when he was 87. He was born in the mining, industrial, and textile locality of Suria (Catalonia, NE Spain), on December 24th, 1928. Salvador got into the Seminary of Vic in 1945 and became a priest in 1953. During his first years as a priest he started studying geology at the University of Barcelona, and obtained his degree in 1957 as a member of the first promotion of geologists. He started his doctorate studies under supervision of Carmina Virgili, and simultaneously worked as a teacher in a religious school. Salvador passed the PhD examination at the University of Oviedo in 1966; his study on marine Eocene deposits of Vic was considered a valuable contribution to the regional stratigraphic knowledge.

The most remarkable fact of Salvador's career and life is his extraordinary ability to conceal thorough dedication to very different subjects. Salvador was a priest, a theologian, a teacher, a geologist, all at the same time. His bryozoological works, though being a significant input to our community, are but a minor portion of his production. He contributed frequently to the journal *Questions de Vida Cristiana* (Questions of Christian Life), from 1958 to 1996. He strongly promoted free thinking among the community of religious intellectuals, from his condition of scientist and priest. Salvador was also engaged with the study, preservation and divulgation of local cultural heritage and traditions. He cooperated with the Patronato de Estudios de Osona since 1952 and was the Director of its Section of Sciences from 1978 to 1988; he was a scientific collaborator of the Consejo Superior de Investigaciones Científicas (CSIC) from 1963 to 1972. His contributions to the academic development in Catalonia are noteworthy; Salvador got a position as a geology teacher at the University of Barcelona and became a Professor of Stratigraphy and Historical Geology in 1983. He played an important role in the restoration of the University of Vic, with which Salvador was deeply engaged, as well as in the activity of its preceding institutions.

As a geologist, Salvador's interest focused on stratigraphy, historical geology and palaeontology. He participated actively in the International Program of Geologic Correlation (IPGC, IUGS) since its very beginning, and cooperated for over 25 years with the International Subcommittee on Stratigraphic Classification, of the International Commission on Stratigraphy. His paleontological research was devoted to Cretaceous foraminifera and bryozoans.

Salvador Reguant started studying bryozoans by the late 50's and was known to the –by that moment– small bryozoological community that had an informal but historically important meeting in Stockholm in 1965. He was one of the delegates that attended the first IBA Meeting in Milano, in 1968. His work in this field dealt with taxonomy and application of bryozoans for palaeoecological, palaeogeographical and sedimentological interpretations. Beyond his own research, Salvador was very active in promoting knowledge, and he took the aims of the IBA as his own. I had just initiated my studies on Devonian bryozoans when he retired, and I was one of the lucky guys that inherited a small portion of his huge library –in my case, a good collection of Palaeozoic works, which I very much appreciated.

They say experience is a candle that shines only on the one who holds it, but this is not true for Salvador Reguant. He was a restless seeker of knowledge in very different disciplines who took huge, generous efforts to ensure transmission and divulgation of his experience. Salvador lit up numerous candles in his lifetime, which have shed light on the pathways of many people after him. He planted the seed of science in lots of students, some of which later turned to be teachers and researchers. His attitude was corresponded with the respect, appreciation and friendship oh his students and colleagues, which to me seems to be the highest award a scientist, a person, can receive. From these lines I recall not the bryozoological works of our colleague, but the outstanding spirit of a humanist that had a very wide and deep interest for culture. His many friends will miss Salvador, but I sincerely hope that the inspiration of his sharp mind will always shed some light on our ways.

Juan Luis Suárez Andrés

IN MEMORIUM

PROF. GIAMPIETRO BRAGA



From J.G. Harmelin

I am very sad of the unexpected death of Piero Braga. We had warm exchanges in February, remembering the first time we met for the second (1st official one) IBA meeting at Milano when he conducted the field trip. He told me he continued to go to the lab and be involved in paleobiology research.

Best regards, J.G. Harmelin

IBA
1st INTERNATIONAL CONFERENCE on BRYOZOA
S. DONATO MILANESE - Aug. 12-16-1968



Remembering Piero

'Stai attenta!': that's what Piero used to say when he wanted to get somebody's attention. And these words he infallibly accompanied with a back and forth gesture of his right hand. More than one month after his passing, these two words still reverberate in my ears whenever I think of him. They always bring with them a long story of past adventures around the world, or a description of a geological or palaeontological research-trip on one or another of the Veneto mountains he was so fond of. Indeed, he loved very much visiting distant and exotic places, walking, being in contact with nature.

'Stai attenta!', he told me several times, starting from our first meeting in Dublin in 2001. We were both there for the IBA conference; we had dinner together; we wandered along the streets that flank Trinity College. And then again in Boone, where we spent most of Independence Day walking around in the Blue Ridge Parkway's amazing landscape and the Blowing Rock village in search of an ice-cream. And surely, any of you who took part in the visit to the salt marsh and tidal flat at Westerhever, in the North Sea, during the Kiel meeting in 2010, will remember Piero, already approaching his eighties, undaunted, with his shoes covered in mud, trudging across the marsh.

'Stai attenta!', he used to say. And what he meant was: 'listen!'. But what we would normally say in Italian to mean "listen!" is in fact: 'ascolta!'. 'Stai attenta!' means 'Pay attention!'. And yet, 'Stai attenta!', he repeated... Possibly, because he was accustomed to teaching. And he really was a passionate teacher. For many years he taught at the University of Padua, a very important and ancient university that he used proudly to show to visitors. Those of you who visited Padua in the past and those who took part in the post-conference field-trip in Veneto after the 2013 IBA meeting in Catania will certainly remember how he told us about Galileo's chair, the anatomic theatre, the first woman ever to graduate, the students' custom of hanging their coat-of-arms on the walls of the backyard... and in the end he was used to come under what he considered 'his' coat of arms, depicting 'stylised' trousers or 'braga', actually belonging to a Portuguese student of the past.

'Stai attenta!', he used to say. And then he would tell the story of his contribution to the newly-formed IBA. You could tell that he was extremely proud of having been in Stockholm in May 1965, when the Association was founded, and of having later co-organised the very first IBA meeting in San Donato Milanese in 1968. He had more than one story to recount about several IBA members, stories that he had accumulated in years of field-work and scientific collaborations. Among them, for one, that of Frank McKinney and his passion for Italian.

'Stai attenta!', he used to say, because he was a passionate scientist, one who spent all his life working on geology, petrography, palaeontology, and, above all, on Tertiary bryozoans. He was extremely curious about nature and, besides being a Earth scientist, he was also an exquisite connoisseur of mushrooms. He loved sharing and disseminating knowledge, and was still holding seminars in these last years.

He passed away unexpectedly, possibly due to complications after a rapid and, at first sight, not serious disease, when he was still involved in a series of scientific activities.

He is still living in my brain and in my heart.

Antonietta Rosso




Piero, during the Boone 2007 IBA Conference, with Norbert in front of a poster summarizing his research on deep-water Tertiary bryozoans (top left); during the post conference of the Catania 2013 IBA Conference, in Padua (top right) showing the coats of arms in the 'Bo' Palace and under 'his' particular coat of arms (bottom right); during the same occasion in the Priabona area relaxing together with Lais and the school teacher Renato Gasparella, a friend of him fond of fossils (mid left); and (bottom left) waiting for next travel at the station, just a couple of years ago....

Antonietta



The photograph above I made during the IBA Boone meeting, on July 2 (showing him together with the late Ken McKinney, another dear friend departed). Right, portraits him on June 10, 2013, as a happy man, signing some of his offprints he brought along to the Catania IBA Conference, the last one he was able to attend. I will miss Giampietro a lot.

Best wishes
Joachim Scholz



A photo taken of Giampietro Braga taken in 2007 when he kindly showed me the type Priabonian section in northern Italy. Giampietro was a wonderful cook, foraging for wild herbs and fungi which he added to pasta or rice to make truly delicious food. Paul Taylor

FUNDING OPPORTUNITY

SYNTHESYS is back - funding available for short research visits

Call 4 Deadline: 13th October, 2016 (17:00 UK time).

The SYNTHESYS Management Team are pleased to announce the fourth and final call for applications of the SYNTHESYS3 project under the current European Commission's FPVII European-funded Integrating Activities funding scheme (312253).

SYNTHESYS Access funding is available to provide scientists (Users) based in European Member, Associate and Candidate States to undertake short visits to utilise the infrastructure (comprising the collections, staff expertise and analytical facilities) at one of the 18 partner institutions (see full list below) for the purposes of their research. This is the last of four annual calls for applications during the project's four-year duration.

Access Call 4 will officially open for applications on 21st July 2016. **Awarded visits must be completed by the end of July 2017.**

Taxonomic Access Facilities (TAFs)

The 18 partner institutions are organised into 11 national TAFs. TAF Users will be hosted by a TAF staff member (Host). The 11 TAFs represent an unparalleled resource for taxonomic research offering:

- Collections amounting to over 390 million natural history specimens, including 3.3 million type specimens
- Internationally renowned taxonomic and systematic skill base
- Facilities including: molecular, imaging and chemical analysis

Proposals for funding are welcomed from high-calibre scientists in any technical discipline seeking access for short-term research visits (average duration 15 days). SYNTHESYS is able to meet the Users' costs for:

- Research costs (bench fees and laboratory consumables)
- International travel & local accommodation while based at the TAF
- A per diem contribution towards living costs

See www.synthesys.info for more information or contact synthesys@nhm.ac.uk

SYNTHESYS TAFs:

AT-TAF Naturhistorisches Museum, Wien;

BE-TAF Royal Belgian Institute of Natural Sciences; Royal Museum of Central Africa;

CZ-TAF Národní Muzeum, Praha;

DE-TAF Museum für Naturkunde; Botanischer Garten und Botanisches Museum; Senckenberg Gesellschaft für Naturforschung; State Museum of Natural History Stuttgart

ES-TAF Museo Nacional de Cioire Naturelle;

GB-TAF Natural History Museum, London; Royal Botanic Gardens, Kew; Royal Botanic Garden, Edinburgh;

HU-TAF Hungarian Natural History Museum;

NL-TAF Naturalis Biodiversity Center; ***Collections closures (Geology, Palaeontology, Zoology) from September 2016 due to major infrastructure refurbishment – please see <http://www.synthesys.info/tafs/nl-taf/> for details***

SE-TAF Naturhistoriska Riksmuseet.

Eligibility:

The SYNTHESYS TAFs are inviting Access applications from scientists working in the Member States of the EU:

Austria, Belgium, Bulgaria, Croatia, Cyprus, Czech Republic, Denmark (including Greenland), Estonia, Finland, France (including Guadeloupe, Martinique, Guyane, La Réunion), Germany, Greece, Hungary, Ireland, Italy, Latvia, Lithuania, Luxembourg, Malta, Netherlands, Poland, Portugal, Romania, Slovakia, Slovenia, Spain, Sweden, United Kingdom.

Plus the Associated Countries of the EU (FP7 only):

Albania, Bosnia & Herzegovina, Faroe Islands, FYR Macedonia, Iceland, Israel, Liechtenstein, Montenegro, Norway, Republic of Moldova Republic of Serbia, Switzerland and Turkey.

Mary Spencer-Jones

ANNOUNCEMENT


Temporary closure of the bryozoology collections and facilities at the Senckenberg Research Institute in Frankfurt

This is to announce that the Bryozoa Collections housed at the Senckenberg Research Institute in Frankfurt am Main (including the large collections given to us by Ehrhard Voigt and Heinrich Ristedt) are subject to temporary closure. This is due to the transfer of the Marine Zoology Department to a freshly renovated former University building in immediate vicinity. Eventually, nearly all the Frankfurt collections of the Senckenberg (more than 20 million objects) will have to move and the Marine Zoology department has been selected as the first to go. According to our present schedule, we will have to close down on January 2, hopefully re-opening in July 2017. During this period of time, the Bryozoa collection in Frankfurt is not able to accommodate any visitors, unfortunately, nor borrow any specimens, but of course we will be able to correspond and to do research, though on a reduced scale. Furthermore, the work planning overlaps with the Larwood meeting in Vienna, unfortunately, especially since Vienna is not far away from Frankfurt. Hopefully, after disappearing from the face of the earth for a while, we will return in the heat of the summer 2017 like the Terminator, or some type of Lazarus species. The new collection rooms, working spaces, and guest researcher facilities are actually larger than the present housing, and the bryozoan collection gets a compact shelving. Once ready, we look forward to welcome all those of you who like to try out, and have a look at our new bryozoan home
Joachim Scholz



Photo: the new 2017 housing of the Senckenberg Marine Zoology collections, situated in the former University Physics department. Molluscs are about to settle on top, and the bryozoans are will be encrusting together with Porifera in the shade of the second floor (first floor in German numbering). Photo: Sven Tränkner © SGN

BOOK ANNOUNCEMENT



D'Hondt, J.-L., 2015. ASPECTS MAL CONNUS OU IGNORÉS DE LA BIOLOGIE DES BRYOZOAIRES. Mémoires de la Société zoologique de France, tome 45. ISBN : 978-2-9544534-1-5. (151 p., in French)

SOMMAIRE

Introduction	7
Rappel des caractères généraux des Bryozoaires	9
Apoptoses, cellules pluripotentes, cellules souches potentielles et polyembryonie chez les Bryozoaires marins	13
Introduction	13
Aspects généraux de la morphogenèse	14
Le phénomène des suppléances morphogénétiques	20
Quelques expériences préliminaires	25
Généralisation et phénomènes d'apoptose	27
La polyembryonie chez les Cyclostomes	29
Conclusion	33
Références	34
Le succès d'une métamorphose larvaire	37
Introduction	37
Obtention des pontes	38
Paramètres physico-chimiques et périodes de reproduction	40
Facteurs physiologiques de la métamorphose	41
Choix du substrat de fixation	43
L'orientation du substrat	45
Références	46
Intérêt systématique des « parties molles » et homoplasies chez les Bryozoaires	51
Introduction	51
Caractères liés à l'autozoécie fonctionnelle	52
Caractères larvaires et morphogénétiques	61
Références	72
Bryozoaires mobiles et itinérants : catalogue et modalités	77
Introduction	77
Rappel : Les mouvements zoéciaux sur une colonie	78
Déplacements corrélés à la reproduction	79
Locomotion et reptation zoariales sur un substrat dur	80
Déplacements en pleine eau	82
Déplacement à la surface d'un sédiment	82
Conclusion	85
Références	86
Quelques considérations et réflexions sur les hétérozoécies chez les Bryozoaires	89
Introduction	89
Définitions préalables	89
Quelques remarques à propos des aviculaires	97
Valeur systématique des aviculaires, des joints et des stolons	100
Références	101
Un essai de reconstitution rationnelle de l'évolution des Bryozoaires Eurystomes	105
Introduction	105
Quelques idées directrices	107
Tendances générales de l'évolution des Bryozoaires	108
Interprétations corollaires	111
Références	113
Autres aspects	115
Généralités	115
La place des Bryozoaires dans la phylogénie animale : critères anatomiques, embryologiques et morphogénétiques	116
La place des Bryozoaires dans la phylogénie animale critères moléculaires	120
Signification phylogénétique des cellules ectodermiques et mésodermiques en systématique des Bryozoaires	126
Références	134
Conclusion	137
Remerciements	138
Addenda sur épreuves	139
Glossaire	143
Postface	147

MEETINGS AND CONFERENCES

LARWOOD MEETING 2017

Thomas Schwaha will host the next Larwood meeting in Vienna from 25th of May till the 28th. Thursday would be the day of arrival, Friday and probably half of Saturday for talks, half day excursion and Sunday some kind of trip. I'm still thinking about options. I will update the website soon and start to add some information on the upcoming meeting as well as put a registration form online then.

Hope to see many of you here in Vienna next year!

Cheers
Thomas
thomas.schwaha@univie.ac.at

International Congress on Invertebrate Morphology

Next year the 4th International Congress on Invertebrate Morphology will take place in Moscow State University on 18 – 23 August 2017 (<http://www.icim4.com>). At the moment the preliminary programme is in preparation, and the organizers announced the call for Symposia (<http://www.icim4.com/#!call-for-symposia/p41hf>).

Among others a Symposia on modular organization in Invertebrates could be proposed. The modular organization still studied superficially. In spite of few external similarities of the colonies spatial organization and differences in morphogenesis and functional morphology among different classes of invertebrates, colonial organisms display similar peculiarities in the ecological strategy of the modular organization. We would like to discuss them in the case it would be interesting for the conference people. May be also we could discuss about different approaches for investigation this problem. Please reply as soon as possible: if you are interested in the topic and you would like to participate in the symposium? and what points for discussion you can propose?

And distribute this announcement between your interested colleagues.

Dr Igor Kosevich, Ass. Professor – ikosevich@gmail.com
Dr Nikolay Marfenin, Professor - marf47@mail.ru
Dept Invertebrate Zoology,
Lomonosov Moscow State University

Recent Publications

The following list includes works either published since the previous issue of the *IBA Bulletin* as sent in to the editor. As always, members are encouraged to support future compilations by continuing to send complete citations to the IBA secretary at any time. Accuracy of your citation is assured if sent in bibliographic format, if re-drafting is required by the editor accuracy is not guaranteed! Reprints will be gratefully received by the IBA archivist, Mary Spencer Jones.

- ADAMONIS Susana, Urszula HARA and Andrea CONCHEYRO 2015. Late Cenozoic Bryozoa from diamictites of Cape Lamb, Vega Island, Antarctic Peninsula. *Polish Polar Research* 36 (4): 325–341, 2015
- Buttler, C. J., Vidal, M., Plusquellec, Y. & Gaudu, C. 2015 Premiers bryozoaires de l'Ordovicien du Massif Armoricaïn. *Bull. Soc. géol. minéral. Bretagne, Série D*, 13, 21-27.
- Bryant, J. A., H. Plaisier, L. M. Irvine, A. McLean, M. Jones and M. E. Spencer Jones 2016. Life and work of Margaret Gatty (1809–1873), with particular reference to British sea-weeds (1863). *Archives of Natural History*, Vol. 43, No. 1: 131-147.
- Denisenko N.V. 2015. New species of the genus *Parasmittina* (Bryozoa: Cheilostomata: Smittinidae) from the Chukchi Sea. *ZOOSYSTEMATICA ROSSICA* 24(2):300-306.
- d'HONDT Jean-Loup 2016. BIOSYSTÉMATIQUE ACTUALISÉE DES BRYOZOAIRES EURYSTOMES. *Bull. Soc. zool. Fr.*, 141(1) : 15-23.
- d'Hondt, Jean-Loup. Christian Bange, Paytrick N. Wyse Jackson & Mary E. Spencer Jones.- Biographical Index to the Bryozoologists. *Annals of Bryozoology*, 5, International Bryozoology Association (ed.), 2015, Trinity College, Dublin (Wyse Jackson & Spencer Jones ed.) , 138 p.
- Di Martino, E., Taylor, P.D., Gordon, D.P. & Liow, L.H. (2016) On *Powellithecidae* fam. nov., a new Pliocene to Recent bryozoan family endemic to New Zealand, with the description of *Powellitheca* gen. nov. (Bryozoa, Cheilostomata). *European Journal of Taxonomy* 207: 1-17. <http://dx.doi.org/10.5852/ejt.2016.207>
- Di Martino, E., Taylor, P. D., Kudryavstev, A. B. & Schopf, J. W. 2016. Calcitization of aragonitic bryozoans in Cenozoic tropical carbonates from East Kalimantan, Indonesia. *Facies*. Doi: 10.1007/s10347-016-0462-z
- Ernst, A., Jiménez-Sánchez, A., & Baidder, L. (2015): Bryozoan fauna of the Upper Ordovician (Katian) of Alnif, Morocco. – *Palaeobiodiversity and Palaeoenvironments*, **95**: 537–553.
- Ernst, A., Schäfer, P., & Grant-Mackie, A. J. (2015): New Caledonian Triassic Bryozoa. – *Journal of Paleontology*, **89** (5): 730-747.
- Ernst, A. (2016): *Fenestrapora* (Fenestrata, Bryozoa) from the Middle Devonian of Germany. – *Paläontologische Zeitschrift*, **90**: 19-32.
- Ernst, A. (2016): Bryozoan fauna from the Permian (Artinskian-Kungurian) Zhongba Formation of southwestern Tibet. – *Palaeontologia Electronica*, 19.2.15A: 1-59
- Ernst, A., Seuss, B., Taylor, P. D. & Nützel, A. 2016. Bryozoan fauna of the Boggy Formation (Deese Group, Pennsylvanian) of the Buckhorn Asphalt Quarry, Oklahoma, USA. *Palaeobiodiversity and Palaeoenvironments*. Doi: 10.1007/s12549-016-0231-6
- Gontar V.I. 2016. Bryozoa. In: Key of zooplankton and zoobenthos of fresh water of the European Russia. Ed.:Alekseev V.R.,Tsalolikhin S.Ya.Saint Petersburg, p.153-163, 3pls.

- Guido A., Rosso A., Sanfilippo R., Russo F., Mastandrea A. 2016. Submarine caves: a laboratory for geomicrobiology studies. *Rendiconti Online Società Geologica Italiana*. 38: 62-64, doi: 10.3301/ROL.2016.18.
- Guido A., Rosso A., Sanfilippo R., Russo F., Mastandrea A. 2016. Frutexitis from microbial/metazoan bioconstructions of Recent and Pleistocene submarine caves (Sicily, Italy). *Paleogeography, Palaeoclimatology, Palaeoecology*, doi: 10.1016/j.palaeo.2016.04.025.
- HARA Urszula 2015. Bryozoan internal moulds from the La Meseta Formation (Eocene) of Seymour Island, Antarctic Peninsula. *Polish Polar Research* 36 (1): 25–49, 2015
- Koletic, Nikola, Novosel Maja, Rajevic Nives & Franjevic Damjan 2015. Bryozoans are returning home: recolonization of freshwater ecosystems inferred from phylogenetic relationships. *Ecology and Evolution* 2015; 5(2): 255–264. doi: 10.1002/ece3.1352
- Negri M., Sanfilippo R., Basso D., Rosso A. 2015. Benthic molluscan biodiversity and human impact in Phetchaburi (NW Gulf of Thailand): a dramatic snapshot from dead vs live assemblages. *Continental Shelf Research*, 111 (A): 9-30. doi.org/10.1016/j.csr.2015.10.014
- Martha, S.O. & Taylor, P.D. (2016): A new western European Cretaceous bryozoan genus from the early Cenomanian radiation of neocheilostomes. * *Papers in Palaeontology*, 2 (2): pp. 311*321. DOI: 10.1002/spp2.1042
- Martha, S. O. & Taylor, P. D. 2016. A new western European Cretaceous bryozoan genus from the Early Cenomanian radiation of neocheilostomes. *Papers in Palaeontology*. Doi: 10.1002/spp2.1042
- Rosso A., Di Martino E. 2016. Mediterranean bryozoan biodiversity: an up-date. *Mediterranean Marine Science*, 17 (29): 567-607. DOI: 10.12681/mms.1706
- Sanfilippo R., Reitano A., Insacco G., Rosso A. 2016. A new tubeworm of possible serpulid affinity from the Permian of Sicily. *Acta Paleontologica Polonica*. 61 (2015) <http://dx.doi.org/10.4202/app.00209.2015>.
- Sokolover, N., Taylor, P. D. & Ilan, M. 2016. Bryozoa from the Mediterranean coast of Israel. *Mediterranean Marine Science*. Doi: <http://dx.doi.org/10.12681/mms.1390>
- Sokolover, N., P.D. Taylor, M. Ilan (2016) Bryozoa from the Mediterranean coast of Israel. *Mediterranean Marine Science*. 71 (2) ,444-454. DOI: <http://dx.doi.org/10.12681/mms.1390>
- Taylor, P. D. 2016. Competition between encrusters on marine hard substrates and its fossil record. *Palaeontology*. Doi: 10.1111/pala.12239
- Tilbrook, K.J. & Gordon, D.P. (2016) Checklist of Singaporean Bryozoa and Entoprocta. *Raffles Bulletin of Zoology Supplement No. 34*: 1-11.