

Fuchsia Folk are Friendly Folk



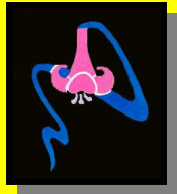
FETE FLORAL

The Standard



LADY BACON

IN THIS ISSUE



Annual General Meeting 4
5
6

Wooden Pots 6

Top Ten Fuchsias 2017 7

Ultrasonics 8

New Zealand Fuchsias 9

Obituary 9

Wordsearch 10

SB Plant Invigorator 10

New Fuchsias 2018 11
12

Composts For Fuchsias 12
13

Show Information 14
15
16

NAME THAT FUCHSIA




Photo by Phil Bendle

THIS NEEDS NO INTRODUCTION [SEE PAGE 9]

COMMITTEE 2018



Allan Thomas	John Henshaw	Barry Knott	John Delaney
Mike Bove	Chris Hughes	Les Hughes	Audrey Herbert
			Ken Herbert

We would like to extend a welcome to all new members who have joined since our last newsletter and hope their stay with us is a long, enjoyable and productive one. One way of airing any concerns or points is by having them published in the newsletter or indeed if you have any articles you would like considered for publication we are always looking for extra material.

EVENTS 2018

April 17th	Howard Drury	August 21st	TBA
May 15th	TBA	September 18th	Plant Auction
June 19th	TBA	October 16th	TBA
July 17th	Pre show talk	November 20th	TBA
July 28th	Annual Show	December 11th	Christmas Social

EDITORIAL COMMENT

Web Site bdfs.btck.co.uk

First off I am not a creative writer so I sometimes pick articles off the web, this month I am a little out of ideas so I have printed some articles from the BFS Fuchsia news. I must thank their contributors for their articles, Carol Gubler, John Nicholass, Arthur Phillips and Ric Reilly without them I would have been stuck.

Well that snow and freezing temperatures we had was a nasty surprise for us all and I must admit my greenhouse heater did little for my plants and I have probably lost the lot I will have to wait and see. The AGM brought some worrying facts to light and we will have to make some adjustments to our finances in the coming year I hope the members will understand the need.

We will hopefully be holding our show on Saturday the 28th of July at the Shirley Institute again and because we have lost two of our main show persons we ask as many of our members to put on as many plants at the show as they can as it is the plants that make a show, we should hate to have too few plants for show it would not be good for the society's image, so please do what you can, good growing.

Barry

PRESIDENT
LES HUGHES

CHAIRMAN
JOHN DELANEY
7 HOLLY GROVE
BOURNVILLE B30 2BB
0121 628 2135

SHOW SECRETARY
JOHN HENSHAW
147 SWANSHURST LANE
MOSELEY
BIRMINGHAM B13 0AS
0121 777 2063

TREASURER
BARRY KNOTT
11 HAZELOAK ROAD
SHIRLEY SOLIHULL B90 2AZ
MOB. 07704211149 [New Number]
Email bskwalob@hotmail.com

LIFE MEMBERS

BARRY KNOTT
BRIAN HAINES
CAROLE HERBERT
GEORGE JONES
JOAN MORRIS
JOHN HENSHAW
JOHN DELANEY
TOM HERBERT

PAST PRESIDENTS

PETER PASHLEY
RON WINKLEY
WILF TOLLEY
CHARLES EVANSON
RAY MOORE
BRIAN GARDNER
BRIAN HAINES
BILL GILBERT
GEORGE JONES
JOHN BOULTER
ARTHUR DAVIS
JOHN HEWITT
BARRY KNOTT
KEN HERBERT
IVOR STANSFIELD
MIKE BOVE

SUBSCRIPTIONS REMINDER

Subscriptions are now due,if you joined on or after the 31st July last year you do not require to renew until January 2018,if you joined on or after July 2015 then you will have to renew this year.If you do not renew before June this will be your last newsletter

If for some reason you do not wish to renew we would appreciate the reason why as this will help us to possibly rectify any failings we may have.

SHOW PRIZES

It has been suggested that we ask members if they have any unwanted gifts that may be suitable for the Raffle or the Tombola prizes that members would be willing to donate.This would help offset some of the cost of the show which over the last few years we have made a loss on,last years Raffle prizes were all donated and we thank those who donated them.

FOR SALE**DVD SLIDESHOW**

Once again with the photos I have taken this year I am upgrading the DVD,there are blooms new to the slideshow and some replaced with better photos,I have at last managed to reach 647 pictures of blooms,more than you would get in a book also a classical music or easy listening soundtrack.

Anyone requiring a copy can contact me and it will be for sale at £ 4.50 [post and packing included].This can be played on any computer and most dvd players,all profits go to society funds.

EMAIL NEWSLETTER

Just another reminder that you can receive the newsletter via email providing you have a computer and an email address.This enables you to get it in full colour and better quality photos and sometimes additional pages please contact me at bskwalob@hotmail.com if you require this service

SHOW 2018

Our show this year is on Saturday the 28th of July [Make note Saturday NOT Sunday] at The Shirley Institute,24,Church Road,Shirley,Solihull B 90 2AX.

I have printed a short schedule and entry form at the back of the newsletter,if you want a complete schedule please get in touch with John Henshaw.

CHANGES

Due to our greatly reduced income the committee has decided on a couple of cost cutting changes.We will still produce the March and November news letters and replace the June issue with a news sheet,the more people who have it by email the better.The second change is that we will suspend the lottery as there are not enough people taking part to make it viable as it could end up costing us money.We hope the members will understand our reasons for making these changes.

**BIRMINGHAM FUSCHIA AND GERANIUM SOCIETY
A.G.M MINUTES – 20TH FEBRUARY 2018**

THE SHIRLY INSTITUTE, 24 CHURCH ROAD SHIRLEY, SOLIHULL B90 2AX

MEETING STARTED AT 8.10 PM AND WAS OPENED BY OUR PRESIDENT – MIKE BOVE

THE PRESIDENT OF THE SOCIETY OPENED THE MEETING WELCOMING MEMBERS FOR ATTENDING THE EVENING, AND THANKED THEM FOR THEIR SUPPORT OVER THE LAST YEAR. OUR ANNUAL SHOW WAS VERY WELL PRESENTED, AND WAS ENJOYED BY ALL. MIKE BOVE OUR PRESENT PRESIDENT IS STANDING DOWN AFTER HIS THREE YEAR TERM OF DUTY AND WE WILL BE NOMINATING LES HUGHES TO TAKE HIS PLACE.

CHAIRMAN – JOHN DELANEY

APOLOGIES - CHRIS MCGUIRE, JOHN HEWITT.

WE ALSO HAD TO CANCEL OUR CHRISTMAS PARTY DUE TO VERY BAD SNOW STORM.

MINUTES OF 2017 AGM – TRUE RECORD, ALL AGREED AND ACCEPTED.

SECRETARYS REPORT 2018

We held 10 meetings during the year, we cut January because of the possibility of bad weather and we cancelled the December meeting because of the snow which we did not expect. We were able to have five outside speakers covering a variety of subjects, at a time when there are less fuchsia speakers available for travel I think it is good that John Henshaw was able to get what he did. We are desperately short of fuchsia speakers in our area and the ones outside either will not travel the distance or are too expensive for us to afford. We must also once again thank John Delaney for stepping in for a couple of cultivation meetings, without him we would be stretched.

We held 7 committee meetings during the year which except for several instances were attended by the full committee, we were able to agree on most of the items discussed, one or two did bring some comments but any differences were resolved and I must thank Ken Herbert for taking and producing the committee minutes.

We produced three newsletters, and hope that the membership found them interesting and instructive, if you have a computer you can have a copy emailed to you and it is better as all the photos are in colour and I am able to include a couple of extra pages. If at anytime anyone wishes to produce a letter or an article for inclusion in the newsletter I will try to include it, they would be most welcome as I struggle at times to find usable content for the newsletter.

The website has been kept up to date on a regular basis although sometimes I may be a bit late and seems to be working quite well [bdfs.btck.co.uk], it contains articles on cultivation, pests and diseases, ways to grow them, and several articles on other things, photographs of 318 blooms, newsletters, show photos, photographs of people in the society past and present and news, so if you have a computer why not have a look.

We did organize a trip to Jacksons fuchsia nursery at Clifton Campville, there will be one again this year on Sunday 18th March arrangements the same as last year, members use their own cars and agree to meet up at a specific time going round the nursery to get plants and then go to the local pub for a meal, not a coach trip but better than nothing, I think those that went enjoyed themselves and we intend to do the same for this year.

The committee will keep working on ways to keep our income and membership up but it is becoming more of an uphill struggle, if anyone has any suggestions on how we can achieve this please contact a committee member so it can be discussed at a meeting.

TREASURERS REPORT 2018

Last year our membership fell once again due mainly to the fact that we moved our meeting location and will not know until we see what happens this year as to whether it was right to move, it of course means we now have less members attending the meetings and less members means less income from the monthly meetings. The year 2017 saw the income from the lottery and the raffles fall although we did not move until September, this trend did not show in the plant auction which was actually up by just under £ 27.00 and thank you to all the members that donated plants for sale, because we did not have a December meeting there was no income from that. I must thank Audrey and Chris for collecting and running the raffle, and Jim and Shirley for running the lottery, and Mike Bove for running the horticultural sundries.

On the expenditure side our lecture fees were up this year by just over £50.00 on last year with less speakers, the newsletter printing and postage was about the same and expenditure on raffle prizes was down. Because we paid for the meeting room six months in advance we in effect lost four months payments and although I did ask for the possibility of a refund we did not get one I believe it was not refundable because we booked the room and they would not have been able to let the room at short notice so we have to take the loss. The room used to cost nearly £ 50.00 a month, because we make a little on refreshments where we are now this will come out at about £ 33.00 a month so quite a good saving, however we will have to pay for committee meetings so the number will be cut and the length of these meetings kept to a minimum.

Our annual show [which I will only comment on the financial side] at the Shirley Institute still made a loss but was £ 44.00 better than last year,we were three visitors less than last year and this reflected on the income from fuchsia plant sales,raffle and refreshments,people not spending as much but key in the box was slightly up and the perennial plants was about the same. So the financial state of the society is slightly worse,but we are not short of funds although this year it will be important to see if we can maintain our bank balances.

SHOW SECRETARYS REPORT 2018

My report will be brief as I know that you will have read in the November issue of the Standard or on the website a detailed report on the show by Ken Herbert.

However there are a few things I would like to add, our number of exhibitors were about the same as last year, unfortunately the fuchsia cultivars were down this year compared with last year. The society class had four entries, which has been gradually declining over the last twelve years. The floral classes produced a nice display from the usual members. Pelargonium exhibits were also down fourteen this year compared with thirty four the previous year. Eight inch hanging pot and Triphylla classes looked spectacular as usual. It was good to see our new members Alan and Lorraine Thomas putting exhibits in the show and winning prizes and also helping out at the show.

As the new venue hall was smaller the overall show looked excellent and with the good weather on the day all went well.May I personally thank all members who put exhibits on the benches and all members who helped to set up the hall, manned the stands, and breaking it down afterwards, our thanks to all friends and relatives who stay to the very end and helped.

Now to the show this year which is again being held at Shirley Institute on Saturday 28th July. The judges for this year are Geoff Smith and Adrian Hallows, your society cutting and some show schedules which has been amended in the Pelargonium classes are available tonight it is also available on the society web site and entry forms will be in the next issue of the Standard.

I will let you have details on set up times nearer the date

As I have said over the years it's your show please bring as many Fuchsia and Geraniums plants as possible to the show and we will find the space for them.

PUBLICITY OFFICE – WE HAVE A VERY GOOD WEBSITE, WHICH IS, [HTTP://BDFS,BTCK.UK](http://bdfs.btck.uk) AND WE ALSO ADVERTISE ON FACEBOOK, I.E. BIRMINGHAM FUCHSIA AND GERANIUM SOCIETY, BOTH SITES ARE WELL WORTH A LOOK, YOU MAY BE VERY SURPRISED.

RE-ELECTION OF OFFICERS AND COMMITTEE

PRESIDENT: LES HUGHES

COMMITTEE: CHRIS HUGHES, AUDREY HERBERT, KEN HERBERT AND JOHN DELANEY

OFFICERS: SHOW SECRETARY, JOHN HENSHAW TREASURER, BARRY KNOTT

AUDITOR: CAROLE DELANEY

VOTES WERE UNANIMOUS AND WERE ALL VOTED IN, EN BLOCK.

CHAIRMAN'S CLOSING REMARKS.

JOHN DELANEY THANKED ALL THE COMMITTEE INDIVIDUALLY FOR THEIR HARD WORK DURING THE LAST YEAR AND SAID HOW MUCH HE ENJOYED WORKING ALONGSIDE YOU ALL AND ALSO THE MEMBERS OF THE SOCIETY WHO ALL HELP US SO MUCH. THERE WAS ALSO A SPECIAL MENTION TO AUDREY HERBERT AND CHRIS HUGHES FOR RUNNING THE RAFFLE EACH MONTH. ALSO JOHN MENTIONED THAT LES HUGHES HAD ACCEPTED THE PRESIDENT'S POSITION.

ANY OTHER BUSINESS

MATTERS ARISING – JIM MASON WANTED TO KNOW WHY WE MOVED OUR VENUE FROM MAITLAND HALL TO THE SHIRLEY INSTITUTE WITHOUT HAVING A DISCUSSION WITH OUR SOCIETY MEMBERS. JOHN DELANEY POINTED OUT THE COMMITTEE HAD BEEN ELECTED TO DO THINGS LIKE THAT, REASONS WERE GIVEN AT THE AUGUST MEETING LAST YEAR AT MAITLAND HALL BEFORE WE MOVED. A LIVELY DISCUSSION TOOK PLACE AND VIEWS WERE AIRED.

OUR ANNUAL SHOW THIS YEAR WILL BE HELD ON SATURDAY 28TH JULY 2018 AND THE JUDGES WILL BE GEOFF SMITH AND HADRIAN HALLOWS.

ON THE 20TH MARCH, THE MEETING WILL BE HELD BY OUR CHAIRMAN, JOHN DELANEY WHO WILL BE GIVING A TALK ON FUCHSIA CULTIVATION.

THEN ON THE 17TH APRIL, WE WILL BE HAVING A TALK BY HOWARD DRURY.

WE WILL BE HAVING A TRIP TO JACKSONS NURSERIES, MAIN STREET, CLIFTON CAMPVILLE, TAMWORTH, STAFFS, B79 0AP, TELEPHONE 01827 373307 BETWEEN 10.30-1.00 ON THE SUNDAY 18TH MARCH, AND THEN PERHAPS HAVE LUNCH IN A LOCAL PUB. OBVIOUSLY, WE WILL USE OUR OWN TRANSPORT.

KEN HERBERT MENTIONED ABOUT THE AMOUNT OF WORK THAT JOHN DELANEY DOES FOR THE SOCIETY ALL THROUGH THE YEAR AND COMPLIMENTED HIM ON ALL HIS COMMITMENTS.

THE COMMITTEE HOPES THAT WE WILL HAVE A GOOD GROWING SEASON AND HOPEFULLY A GOOD SHOW IN JULY. IF YOU HAVE ANY QUERIES ON ANYTHING PLEASE CONTACT US, OUR TELEPHONE NUMBERS ARE IN TH NEWSLETTER AND WE ARE ALL HERE FOR YOU.

AGM MEETING CLOSED AT 9.15PM.

WOODEN POTS.....Courtesy of Arthur Phillips BFS Fuchsia News

You might have noticed in the previous article, the rested fuchsias seeming to be grown in wooden pots!! If you did then you were quite correct, in the Pacific Northwest and I am pretty sure all the west coast fuchsia growers do indeed use wooden pots.

There are several reasons for this: firstly, wood is cheap and readily available. Washington state being known as "the evergreen state" and is covered in literally billions of trees. Secondly wood gives very good insulation to the roots from frost in the winter to heat in the summer. In the main these pots are made from cedar which lasts for a very long time. The weak spot in these pots being the base which tends to rot out first, so the pots are made so the base can be removed and replaced quite easily.

The wooden pots are mainly used as hanging pots, these are larger sized pots about 9 -10inches square with holes drilled in four sides for wire hangers (these are often old wire coat hangers). In the 20 odd years I have been involved with fuchsias in the USA I have never seen any wire baskets like we have in the UK. Wall pots simply have one of the four sides higher than the others with a hole drilled in for hanging on a nail, bear in mind 99% of all houses are of wooden construction.

As these wooden pots are usually homemade or made by one or two handy fuchsia growers who sell them at meetings, I have never seen wooden pots commercially available, the sizes vary slightly in the making, that is why the show schedules in the USA do not run in pot sizes but on descriptions of growth with the container sizes given within a range. Wooden pots being used for all growth forms. The shows are also set out more as displays and not in straight lines as we do in the UK.

BUYING IN BULK AND DISTRIBUTING CHEAPLY....Courtesy of Ric Reilly BFS Fuchsia News

In a Fuchsia News in 2016, I said that I am real advocate of SB Invigorator and until a SIG meeting I hadn't realised that it came in three concentrations not two. Looking on Amazon as I wrote I found:

500ml ready to use spray at £6.99 – that's 2p short of £14 a litre, convenient but oh so costly.

250ml concentrate (10ml to 1 litre) at £9.99 – that's better at 40p a litre.

500ml concentrate (10ml to 1 litre) at £14.98 – that's better still at 30p a litre.

[1 litre concentrate \(1ml to 1 litre\) at £45.35](#) – that is less than 5p a litre.

Not everyone can afford to splash out over £40 to get by far the best deal, but why not buy it in "bulk" as a society or a group of friends.

So I've done a bit more research and thinking, and in Camborne we're going to trial buying the 1 litre concentrate, diluting it to 10ml per 1 litre concentration and then reselling it to members in 250ml bottles. Including the cost of the bottles ([£15.31 for 30 on Amazon](#)), a margin for the society and a bit of wastage, we'll be reselling SB Invigorator concentrate at £3.50 per 250ml. That's only 14p per litre when diluted for spraying, a far cry from £14 per litre if you buy it ready diluted.

TOP TEN FUCHSIAS 2017Courtesy of Carol Gubler BFS Fuchsia News

2016

- 1 I'm in Charge
2. Lynne Patricia
3. Lyndon
4. Lillian Annetts
5. London 2000
6. Elma
- 7 Border Raider
- 8 Alison Patricia
9. Wigan Peer
10. Ernie

2017

- Lynne Patricia
 Lyndon
 Ann Reid
 Shatzey B
 Toby S
 Alison Patricia
 Angela King
 Lillian Annetts
 London 2000
 Boogie Woogie

2017 has again given us a lot of changes to the Top Ten! I think that it was a combination of the weather and the growers like to try some of the newer fuchsias. Also, some years the weather suits some plants better than others! Lynne Patricia went back to being on top with ten points separating it from Lyndon – Bill Wyes excellent fuchsia which seems to have been popular for the larger pots this time rather than 9cm s! Ann Reid and Shatzy B both did really well and- in particular Ann Reid has a lovely colour combination of white tube and sepals and a really dark purple corolla. There were very few points between the last five fuchsias and the two that were just outside the top ten – I'm In Charge and June Marie Shaw. Over 200 cultivars were used by exhibitors in the results that I was sent for the 13, 15cm and any size pot classes

The 9 and 10 cm pot classes produced the usual collection of small flowered fuchsias. The top five were – Shatzey B, Border Raider, Lyndon, Toby S and Angela King. Just outside the top five were Alicia Sellars, Nellie Nuttall and Sophie Louise. It was good to see that some of the old favorites such as Nellie Nuttall are still being grown and shown. Just under 120 different fuchsias were shown in these classes

In the baskets and hanging pots, there were again changes with Sylvia Barker coming first by nearly 30 points ahead of Putt's Folly, then Time after Time, Tom West and then Waveney Gem. I must admit that Tom West was a bit of a surprise, but it is a versatile fuchsia that can look spectacular with its vivid foliage. Just under 100 different fuchsias were used for hanging pots and baskets in the results this year

I always try and give an idea of the number of different cultivars that were used at the shows, but it is only probably a small percentage that are grown and then shown as I can only use the results that I am sent and even then I only know the winners. With the changes in societies and how they do their shows I no longer get the quantity of show results that I did – so I really appreciate those that I do get. So my thanks to all the Show managers and their volunteers that compile the results on such a busy day – I couldn't keep this project going for so many years without you!

Some final thoughts – Times are changing as there are a lot of fuchsias being grown and shown with the prefix – "Jollies" – looking at the website of the producer – they say the following - The Fuchsia Jollies from Brandkamp have become a trademark for the special fuchsia. They are robust, branch out perfectly and they are easy to cultivate. Likewise, the "Bella" Fuchsias have become more and more popular, but please do not forget some of the golden oldies – there are some great fuchsias that perhaps need rediscovering



ULTRASONIC PEST REPELLERS SOLUTION OR SCAM ?

by Nick Gromicko and Kate Tarasenko

Ultrasonic pest repellers are electronic devices that emit high-frequency sounds designed to repel, injure or kill household pests, such as rodents and insects. Whether they're actually effective at doing so has been disputed by testing labs and the U.S. Federal Trade Commission (FTC).

Left unchecked, rodents and insects can transmit salmonella, hantavirus and other diseases, as well as cause significant building damage. Signs of a rodent infestation include droppings, especially near food and beneath sinks, gnawed or chewed food packages, and holes in structural materials that can provide entry into the home.

Cockroach infestation, which is arguably the most pervasive and hard-to-eliminate type of pest infestation, especially in urban areas and industrial and commercial kitchens, is evidenced by the pest's droppings, which are pepper-like specs, typically found in kitchen cupboards, as well as their egg sacs, which are often spotted in hard-to-reach locations, such as cracks and crevices in kitchen cabinets and drains, and behind dishwashers and refrigerators. Ultrasonic pest repellers are claimed to eliminate even these types of household pests.

How They Work

The use of audible sound to deter pests is an old strategy; the ancient Chinese used a number of mechanically operated sensory-repellent devices to deter rodent infestations in agricultural crops and buildings. Ultrasound, which is defined by sound frequencies beyond the upper limit of human hearing, has been used as pest control only over the past few decades, however.

The ultrasonic devices are plugged into a home's electrical receptacle outlets which then purportedly emit high-frequency sounds that are disruptive to pests. The sound supposedly causes a physiological response known as audiogenic seizure response, which is characterized by non-directional running, convulsions, and possibly death from cerebral hemorrhage. The theory behind the devices is that confused rodents eventually flee when the disruption prevents them from gathering food, breeding, building nests or communicating. Ultrasonic devices are popular and appealing to consumers because of their ease of use and the fact that they are silent to human ears and allegedly eliminate the need for traps and poison, which are thought by some to be inhumane forms of pest control. Electromagnetic and subsonic devices are also available, and all designs vary by signal intensity, rate and frequency.

But Do They Work?

Studies designed to investigate the efficacy of ultrasonic pest repellents have shown mixed results. One extensive test performed by Kansas State University in 2002 found that the devices were effective at repelling some insects, such as crickets, but the same devices had little effect on cockroaches. Ants and spiders were unaffected by any of the devices. Of the pests that seem to be bothered by the noise, some tests have shown that they soon become habituated as they realize the noise is harmless. Even models proven successful in tests are unlikely to perform adequately in real-world situations, where signal strength rapidly diminishes and can be blocked by walls and furniture.

Safety concerns have arisen, too; some users have reported that the sound can weaken the clarity of telephone conversations, interfere with burglar alarm systems, and cause muting in hearing aids. The noise may also cause inadvertent distress to rabbits and rodent pets, such as guinea pigs and hamsters. Cats and dogs can hear in the ultrasonic range, but they appear not to be bothered by the noise emitted by these devices.

Manufacturers of ultrasonic pest repellers make claims that may be unsupported by scientific testing. In fact, more than 60 companies received warning letters from the FTC in 2001 stating that "efficacy claims about those products must be supported by scientific evidence." Two years later, one company was sued by the FTC for violating its warning.

Nevertheless, many users have reported success, so customers are advised to research specific brands before they purchase an ultrasonic pest repeller. The devices should be placed in areas where their signals will travel uninterrupted by walls or furniture.

Better Options

InterNACHI inspectors may inform their clients that many more reliable forms of pest control, such as chemical pesticides, traps and even cats, are effective and inexpensive. Many InterNACHI inspectors are also qualified to perform wood-destroying organism (WDO) inspections, which can further identify and possibly diagnose insect infestation problems to help homeowners devise workable solutions. Inspectors should always wear the appropriate personal protective equipment when inspecting areas of a home that could be a refuge for pests.

In summary, ultrasonic pest repellers emit high-frequency sounds that manufacturers claim reduce household pest infestation, but laboratory tests have shown that the majority of such devices do not work as advertised, in violation of FTC guidelines. Homeowners with pest problems should rely on a qualified inspector who can help them identify their particular pest problem and advise them on practical and effective solutions.

TWO NEW ZEALAND FUCHSIAS THAT CAN BE GROWN IN THE UK

Fuchsia procumbens is a native plant naturally uncommon and is the smallest fuchsia in the world. It in both sunny and shady places.

It is a slender, much branched strictly a coastal species This species is found on sandy, gravelly or rocky places near the sea in the North Island from North Cape to Maunganui Bluff on the west coast, and to the northern part of Coromandel Peninsula on the east coast.

It is often found growing just above the high-tide mark., where it is sometimes inundated by extra high tides. It is a naturalised plant on Kapiti Island. It is now planted in gardens as a ground cover d prostrate or trailing shrub. Its stems very slender, often 60 to 90 cm long and the bark is brown and peeling. It has rounded green leaves about 10mm in diameter. The flowers are unusual for a fuchsia in that they are upright (a distinction it shares with *F. arborescens* of Mexico) and yellow in colour with the red anthers. The pollen is blue. The flowers occur in September - May followed by edible red berries in early winter.

It is now a rare species in the wild because of the destruction of its natural habitat and is listed as an endangered plant species.

My second choice is a fuchsia. And before you tell me you grow fuchsias already, let me assure you this is a fuchsia like no other.

There are at least 100 species of fuchsia, all but four of them from South and Central America, and it's from these American species that all our modern showy hybrids are derived. New Zealand has three species, and *F. excorticata* is the biggest in the whole genus.

We're used to thinking of fuchsias as shrubs, but *F. excorticata* is a proper small tree, up to 39ft (12m) in the wild.

So tall in fact that you sometimes don't notice it's there, until you look down and realise you're walking on a carpet of fallen red flowers.

Its flowers, which are produced all along the branches in spring, are hard to describe.

Green buds open to a metallic purple, before eventually turning deep red. Later there are sweet, aromatic berries, much prized by the Maoris and made into jam by early European settlers.

As a young shrub the plant itself is nothing remarkable, but be patient; the trunk and branches of mature trees have beautiful golden, peeling bark and eventually become quite shaggy. If you like *Acer griseum*, you will love *F. excorticata*.

The New Zealand tree fuchsia is hardy in milder gardens, but worth trying in a sheltered spot almost anywhere. It's fast-growing too, so even worth a go from seed.

If your gardening friends are excited by our modern, overblown hybrid fuchsias, don't expect them to even notice this one, but more discerning visitors will be impressed.

OBITUARY.....JIM FIELD



It is with regret that we have to announce the passing of our recent former member Jim Field. He joined with his wife Maureen in 1998 and they became regular attendees at all of our meetings. Jim was not a show person as I think Maureen used to like growing the fuchsias I think she said Jim was more into growing vegetables I hope I have got it right.

You could always rely on them when you needed help at the shows, they would turn their hands to anything. Jim has suffered one way or another over the last thirty years with lung problems of one kind or another, as the years passed by he occasionally missed a meeting due to his health. His condition deteriorated in the last eighteen months and he was not well enough to attend the meetings so they stopped coming. He passed away on the 28th of February peacefully I believe, his funeral is on Monday the 26th of March at 2.00 pm at Robin Hood crematorium. The society's thoughts are with his wife Maureen and family at this time.

WORDSEARCH PUZZLE

S M U W G W E D R O C C A N O B
 Y A A P O L U M I T Y N I T R O
 D B R U F R I D Y V I K H I B U
 A B A U V F R F G S A E J E A Q
 L M P B T E R A I S R D R L T U
 I U R S Y H W S B F R O M I H E
 M H I P F T R I E S N I P O S T
 U T L E A G T L S R N A D Y M I
 P F L T L P L E E P E E W A N T
 M O N E E O O T R R G N V W B A
 I N A R W F S O T P S R K A O N
 Y O D V E E L S S B Z A T L R I
 B S H G J U U G E E I C P D T A
 R J D E I L A N R Y T D O F H N
 E S T E L L E M A R I E G E A S
 D L L I M D N I W S S A L E E W

FIND THE FUCHSIAS FOR TRAINING AS BONSAI OR MINIATURE GROWTH INSIDE THE WORDSEARCH GRID READING IN STRAIGHT LINES HORIZONTALLY, VERTICALLY OR DIAGONALLY EITHER BACKWARDS OR FORWARDS

APRIL
 BON ACCORDE
 BOUQUET
 CARNEA
 DAVID
 DERBY IMP
 ELF

ERIS
 ESTELLE MARIE
 FIFI
 ISIS
 JESTER
 JEWEL
 LUSTRE

MAUVE WISP
 NUE WELT
 OBERON
 OTHER FELLOW
 PAPOOSE
 PRETTY BABY
 PUMILA

RAVENSBARROW
 SON OF THUMB
 TINY TIM
 TITANIA
 WALDFEE
 WEE LASS
 WINDMILL

SB Plant Invigorator works by physical action to control a wide range of insect pests including whitefly, Aphid, Spider Mite and Mealybug. It leaves no harmful residues on plants after use. It also acts as a plant stimulant and can control powdery mildew. It also improves leaf colour and prevents chlorosis. the use of SB Plant Invigorator has many benefits;

Controls a wide range of pests including whitefly, aphids, spider mite and mealybug

Acts as a plant stimulant and foliar feed, helps to prevent chlorosis and improve leaf colour

No harmful residues left on the plant

Can be used on edible and ornamental plants

Pests are not able to become resistant to it

Controls Powdery mildew

NEW INTRODUCTIONS FOR 2018Courtesy of John Nicholass BFS fuchsia News**New Introductions for 2018**

Unfortunately, some of the specialist fuchsia nurseries closed their doors in 2017 due to retirement or for other reasons. Percivals Fuchsias, Woodmoss Fuchsias and Other Fellow Fuchsia have all closed or are not supplying this year. Others are not releasing anything new this year. There are still some lovely new fuchsias, that are being introduced in 2018, some of which have been seen on the show benches in the last few years but are now released to the public. The ones below are the ones I have found in the information that has been sent to me, or I have found on nursery websites.

Auntie Doris

This is the first introduction from Mike Daw, a very good fuchsia grower in the west country. It is a seedling from "Kobold" and is a nice compact grower with small mid green foliage and plentiful small double flowers. The tube and sepals are dark rose and the corolla lavender blue with rose veining. Very suitable for training as a small standard. I have been growing this as a trial for 3 years and it is a worthy addition to the range of small doubles. Available from Little Brook Fuchsias.

Bryn Drew

A new fuchsia from Keith Lawrence of North Wales, this new cultivar has slightly wiry compact growth and mid green foliage. The small single flower is pale pink. It is very free-flowering and is excellent for growing in most sizes of pot.

Available from Bromac Nursery.

Bryn-y-Baal

Another new fuchsia from Keith Lawrence of North Wales, this is a lovely new cultivar with nice compact growth and mid green foliage. The small single flower has a pink tube, horizontal pink sepals with green tips and a pale violet half flared corolla. It is very free-flowering and is excellent for growing in small pots and as a smaller standard. This is one Keith gave me at the BFS Northern show in 2016 and I have grown in 2017 and really like it. I think it would also work well grown as either a miniature or quarter standard. Available from Bromac Nursery.

Clifton Pride

A new cultivar from Noel Jackson. This is a free flowering medium sized single with a tube white flushed pink, sepals white tipped green. The corolla is imperial purple flushed pink at the base, fades to pale mauve and white. Very strong upright growth.

Available from Jacksons Nursery.

Cuddles & Kisses

Another new small double flowered introduction from Barrie Fleming of Cumbria. It has upright growth and the flowers have a deep rose tube, deep rose sepals and a compact white corolla. Available from Little Brook Fuchsias.

Doreen Birt

A show quality introduction from the Windsor grower, Ray Birt and named after his wife. This upright fuchsia has compact and bushy self-branching growth with mid to dark green small leaves. The single flower has a rose-pink tube, half up rose-pink sepals with recurved tips and a half flared pale violet-blue bell-shaped corolla. Available from Little Brook Fuchsias.

Frankie Boy

Another floriferous compact growing plant from Ray Birt with single flowers with a deep rose tube and sepals and a deep lavender corolla. Available from Little Brook Fuchsias.

Millfield Foxtrot

A new hardy fuchsia introduction with upright growth of 0.8 to 1m (2½ to 3ft) in a season. It has light green foliage and single flowers with a creamy-white tube and sepals and a flared bright magenta corolla. Available from Potash Nursery.

My Sacha

A new fuchsia with upright growth, carrying plentiful small single flowers with a pale pink tube, broad pale pink sepals with green tips and a half flared violet corolla. Good for small pots and small standards. Available from Little Brook Fuchsias.

President Arthur Phillips

A new double flowered fuchsia from Gordon Reynolds, named to commemorate Arthur Phillips' term as President of the British Fuchsia Society. Its growth is somewhat lax so may well be suitable for a hanging pot and it flowers very freely for a double. The small to medium sized flower has a white tube, tinged green, white sepals held horizontally with reflexed tips and a very full pink blushed white corolla with deep pink anthers. Available from Roualeyn Fuchsias.

Susan Hampshire

A new introduction from Barrie Fleming named after the well-known actress. This is one I have been trying out for a few years. It has compact upright growth with mid green leaves and reddish-green stems. The small single flowers are plentiful and have a deep pink tube, deep pink sepals and a mallow corolla with deep pink veining. An unusual feature of this flower is the very long pistil which is almost the length of the flower again. Excellent for pots and growing as smaller standards and pillars.

Available from Little Brook Fuchsias.

Sweet Willow

A new hardy fuchsia introduction with upright growth of 0.8 to 1m (2½ to 3ft) in a season. It has light green foliage and single flowers with a creamy-white tube and sepals and a flared bright magenta corolla. Available from Potash Nursery.

Thelma Copestake

A new introduction from Sid Garcia with upright growth, mid green leaves and red stems. The medium sized single flowers have a rose tube and sepals and a violet quarter flared corolla. Available from Little Brook Fuchsias.

Tia Clements

A new introduction from Arnold Nicholls, this is a free flowering single with a white tube, white sepals with hint of pink. and a white corolla. Growth upright with pale foliage and very suitable for exhibiting. Available from Jacksons Nursery.

Valerie Jane

This is a new cultivar I would class as "saucer shaped". The single flower has a deep rose tube, deep rose sepals held half up with recurved tips and fully flared white blushed pink corolla with deep rose veining on the sepals. Available from Little Brook Fuchsias.

COMPOSTS FOR GROWING FUCHSIAS **Courtesy of John Nicholass BFS Fuchsia News**

One of the comments we received back with the membership forms was about composts, the way the law is changing to phase out peat and what are the best composts to use for growing fuchsias. Currently the government white paper aims to phase out the use of peat for amateur gardeners by 2020 and professionals by 2030. So, if the proposals in the white paper are met, then all composts sold in garden centres will be peat free in a few years' time. This is due to concerns that peat extraction is destroying valuable eco systems, releasing locked carbon, and extracting peat far more quickly than it can be naturally regenerated.

There is a bewildering array of composts available that vary from peat free, through the reduced peat range, right through to 100% peat. You must read the labelling on the bag to be sure of the type and the contents. When buying peat, especially early in the year only buy from a garden centre or supplier who keeps it under cover and if possible wait until fresh supplies arrive. Never buy compost which has been sitting out in the rain for 6 months!

So, let me put my own head on the block here and make my views known! I have tried a few peat free composts over the years, mainly those available from garden centres, but have never had great success with them. They have been OK for use in my mixed planters, but the main problem I find is consistency for growing exhibition fuchsias in pots! Often the same brand from the same garden centre is visibly different from buying it in the spring to late summer. So, I am still growing in Irish moss peat rich composts, but they are getting more difficult to find. I will tend to use a blend of different composts I like, to try to equalise out any inconsistencies, with perlite or vermiculite and grit added to open up the texture and improve drainage. I have heard that compost manufacturers frown on us adding extra ingredients to their composts, but I have always done this and believe fuchsias need a good free draining compost. One compost using 40% recycled material I quite liked was the B&Q Verve multipurpose compost, but a few years ago they changed the moss peat to sedge peat, and I didn't get on with it so well. I noticed the Lidl peat-based compost which I had also used and quite liked, also changed from Irish Moss Peat to sedge peat last year.

The Which consumer magazine report on composts has had a few peat free composts which have been recommended for growing plants in containers. The best ones were Fertile Fiber multipurpose compost based on coir (coconut fibre) and Melcourt Silvagrow which is a mix of composted bark, wood fibre and coir. The others in the top five were in the reduced peat class, still contain between 40% and 70% peat (type of peat unknown). The best peat free ones are still quite expensive. Please note the plants used in these tests were osteospermums and potatoes.

So, what goes into peat free compost?

Composted green waste: A major additive is made from green waste collected by your local authority. This can have all sorts of things in it! Early lawn cuttings may have herbicide residues from lawn treatments. There can be metals and plastics which should not be in the collections, green and heavier wood, weeds and some soil. Later in the year there can be more wood, fallen leaves, diseased annual plants which have been pulled up with associated soil. All this material is mixed to some extent, shredded, mixed with an initiator and put into long piles known as “windrows” and allowed to compost naturally and turned over regularly to mix, irrigated and the temperature monitored to ensure the temperature reaches 60°C to ensure weed seeds and pathogens are destroyed. They also try to mix different lots to decrease variability. This is sold bagged by local authority contractors as a soil conditioner. As a compost on its own it has too much nutrient and it also tends to have a high pH and a high salt content. It needs to be mixed with other components. It also does not hold so much water on its own so needs a different watering regime.

Shredded wood fibre: This is used as an inert bulking agent, produced from white wood, mainly pine or spruce, mechanically broken into fibres it will still contain the organic lignin which binds the cellulose fibres together in trees.

Composted bark: This is a waste product from the forestry and lumber industries which is either composted or naturally aged. Bark is also widely used as a mulch.

Paper and cardboard waste: These all contain cellulose fibre, though there could be other components as well. I have only seen a few references to this and I am uncertain what type of waste is being considered.

Fibres: Wool, waste carpet fibres etc: Various other waste fibre sources are also being looked at for use in compost.

Coir: This is coconut fibre from the Far East. It consists of long and short fibres hence it will maintain air spaces well, but does not hold nutrients well. This has been used as an alternative compost base to peat for some years.

So where can you get composts still based on moss peat? The companies from the Republic of Ireland are the most likely to supply these. Look for names like Clover, Erin, Shamrock and Evergreen and check the bag carefully for the contents. Also look for professional composts such as Levington M2 and M3 which are mainly peat with small amounts of coir. Another I have found recently in a local garden centre is Vitax Q4 multipurpose compost. You can also buy Irish moss peat and make your own compost using a compost base fertiliser such as the one from Chem-pak and your own choice of grit/sand/perlite etc.

Other Peat free

CARBON GOLD produces various composts and additives by charring biomass to give a very structured compost base. This has some very good write ups. Multi-purpose Carbon Gold Grochar All Purpose. Tel 0117 244 0032; www.carbongold.com.

BORD NA MÓNA One of the Irish companies, Bord na Móna produces another peat free compost which has a good write up as well as moss peat-based composts. Tel +353 (0)45 439 886: www.bordnamonahorticulture.ie/

So, what now? I am planning to try a few of the recommended peat free composts, growing on cuttings taken at the same time side by side with my normal compost and see what the results look like. In the meantime, if anyone else has any success stories of growing in peat free composts why not write in and tell us about it.

BEGINNERS CLASSES

4	One Pot – any cultivar	3½” max
5	Three Pots – any cultivar	3½” max
6	One Pot – any cultivar	5” max
7	One Hanging Pot of fuchsias	6” max
8	One Pot – any cultivar	Any size pot
9	One Plant – Mini standard – any cultivar	5” max

MEMBERS CLASSES

10	One Pot - Society plant	Any size pot
11	One Pot - any cultivar	3½” max
12	Three Pots - any cultivar/s	3½” max
13	One Pot of each of the following sizes - any cultivar/s	3½”,5” and 6”
14	One Pot - single flowered cultivar	5” max
15	One Pot - double flowered cultivar	5” max
16	One Pot - any cultivar	5” max
17	Three Pots - any cultivar/s	5” max
18	One Pot - single flowered cultivar	6½” max
19	One Pot - double flowered cultivar	6½” max
20	One Pot - any cultivar	Any size pot
21	One Pot - Triphylla or Triphylla type	3½” max
22	One Pot - Triphylla or Triphylla type	Any size pot
23	One Pot - Ornamental foliage type	Any size pot
24	Two Pots - same cultivar, matching pair	6½” max
25	One Pot - Hardy variety	Any size pot
26	One Pot - Species, including sub-species and variants.	Any size pot
27	One Plant - Mini Standard – any cultivar	5” max
28	One Plant - Quarter Standard – any cultivar	Any size pot
29	One Plant - Half or Full Standard – any cultivar	Any size pot
30	One Pot - Small pot culture – except mini standard	5” pot or 6” basket
31	One Half Wall Pot	Pot not to exceed 10 .5” internal back
32	One Hanging Pot	6” pot
33	One Hanging Pot	8” pot
34	One Half Basket	Max back width 16”
35	One Full Basket	Max diameter 16”
36	One Pot - Hybridised by Birmingham Members Wilfred Tolley, Bill Gilbert, John Delaney & Colin Joiner	Any size pot
37	One Pot - Encliandra type	Any size pot
38	Display of Fuchsias	Area 2’ x 2’6” max 7” max
39	Shapes	T B A
39a	Bonsai	

FLORAL ART CLASSES

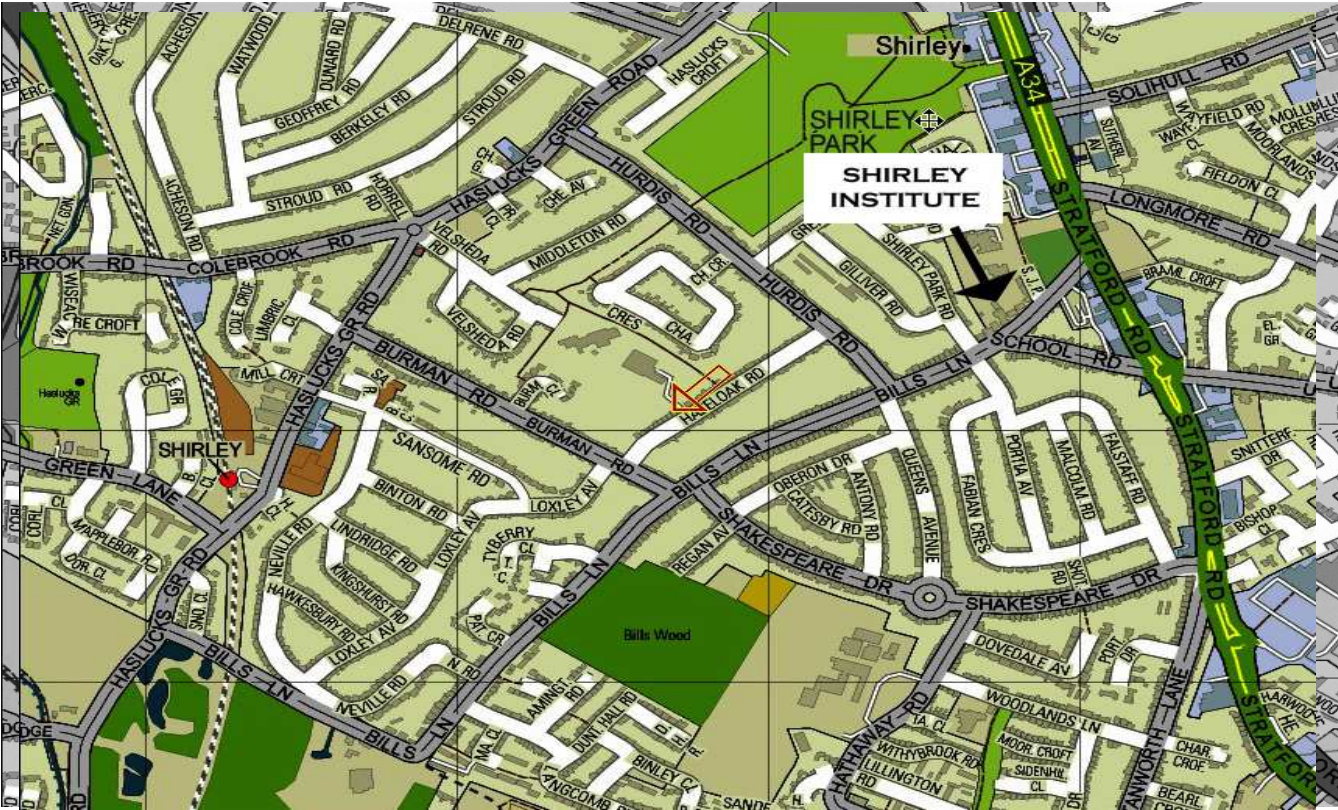
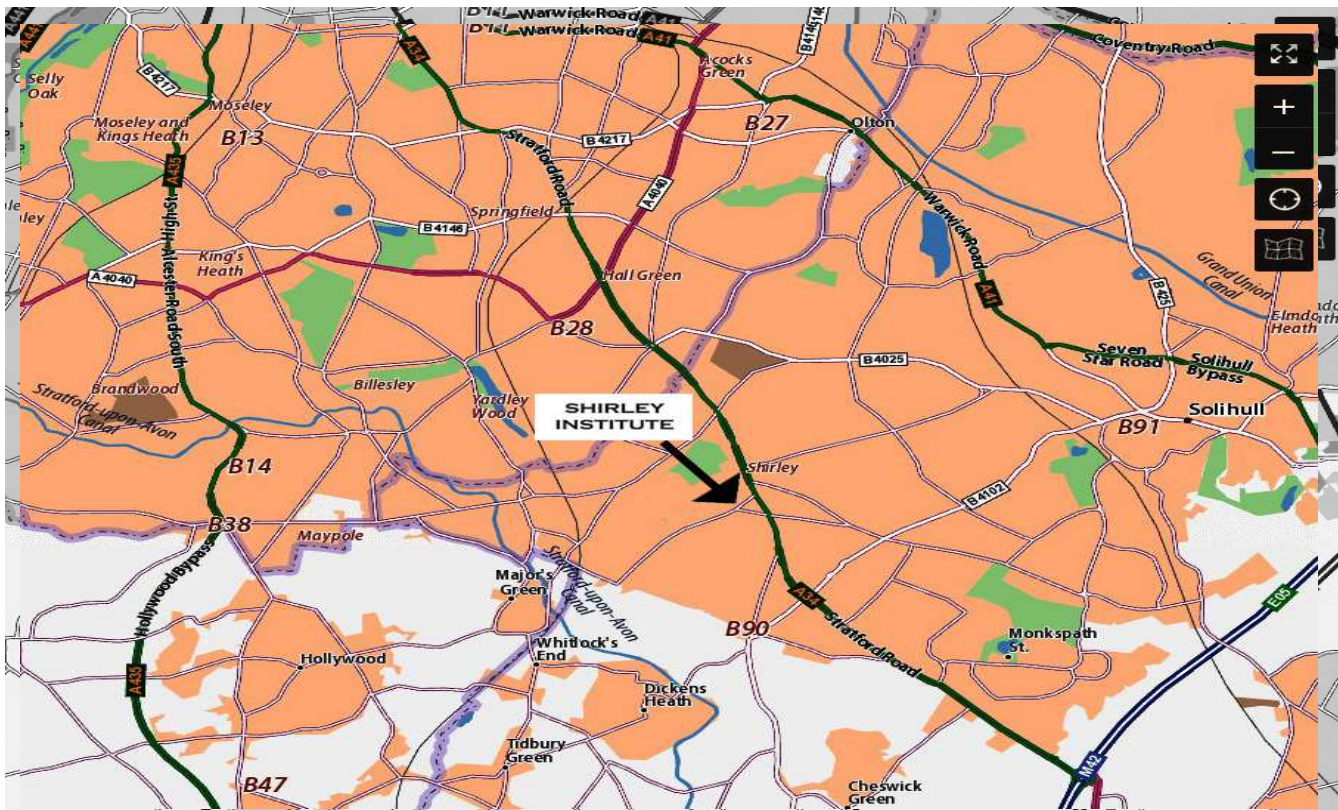
40	A decorative display of Fuchsia blooms/sprays in any container. No other foliage permitted.	
41	A decorative display of Fuchsia blooms only, in any container, floated in water, set in sand or gel.	
42	Six different Fuchsia blooms	Display tubes provided

PELARGONIUM

43	One Plant Miniature Zonal	3.5” max
44	One Plant Dwarf Zonal	4.5” max
45	One plant Basic Zonal	6” max
46	One plant Scented Leaf	5” max
47	One Plant Fancy Leaf	5” max
48	One Plant Angel	5” max
49	One Plant Basic Stellar	5” max
50	One Hanging Pot any Pelargonium Provided Space is Available	8” max

Any more information required get in touch with John Henshaw

SHOW INFORMATION



This years show is being held on **SATURDAY THE 29th OF JULY** at **THE SHIRLEY INSTITUTE 24,CHURCH ROAD,SHIRLEY,SOLIHULL B 90 2AX.** Make note that this differs from our normal Sunday show and this year is on Saturday.Staging will be on Friday and Saturday morning times to be arranged later and the show will be open to the public at 1.00pm providing the judging has finished. Public transport is available on a regular service,the No 5 bus runs from Birmingham right down the Stratford Road to Solihull and the train station is about a 15 minute walk away.

ENTRY FORM

Name

Address

..... Age (Juniors)

Postcode Tel No

Please indicate the class/es entered by placing a tick in the appropriate box/es

			4	5	6	7	8	9
10	11	12	13	14	15	16	17	18
19	20	21	22	23	24	25	26	27
28	29	30	31	32	33	34	35	36
37	38	39	39a	40	41	42	43	44
45	46	47	48	49	50			

Please send your entry form to arrive by

Tuesday July 24th July 2018

To: The Show Secretary,

**John Henshaw
 147 Swanshurst Lane
 Moseley
 Birmingham, B13 0AS
 Tel: 0121 777 2063
 Email sjhens@btinternet.com**