


Let us  
entertain  
you



High Gloss Black



The S 606 is a 3-Way Bass Reflex speaker, which consists of a 1-inch tweeter that features WaveGuide Technology and two 5-inch midrange drivers to ensure strong, clear vocals and instrumentation, while the 8-inch side mounted woofer delivers a deep, thunderous bass. The S 606 front speaker is fully equipped for optional bi-wiring and bi-amplification and comes with spikes.

- **3-Way, floorstanding bass reflex speaker**
- **1-inch WaveGuide tweeter**
- **Two 5-Inch midrange**
- **8-inch side-mounted woofer**

The S 606 comes in mirror image pairs for the best possible acoustic interaction with your listening room. Plus, you can fit them with spikes or tune them up with bi-wiring to tweak the sound further.

**Specifications**

<b>System</b>	<b>S 606</b>
System	3-Way Bass Reflex
Woofer (mm / in)	203 / 8
Midrange (mm / in)	2 x 127 / 5
Tweeter (mm / in)	25 / 1
Power (W, long / short term)	130 / 210
Sensitivity (dB/2,8V/1m)	89
Frequency Range (Hz)	42 - 20.000
Cross-over Frequency (Hz)	150 / 2.500
Impedance (Ohm)	6
Weight (Kg / lb)	23,3 / 51.4
Dimension HxWxD (mm / in)	1080 x 190 x 345 / 42.5 x 7.5 x 13.6

**Finishes**

Black Ash, Wenge, Dark Apple, White Ash, High Gloss Black, High Gloss White or High Gloss White Limited Edition.


Not all Finishes are sold in all countries.



Let us  
entertain  
you



High Gloss Black



The S 606 is a 3-Way Bass Reflex speaker, which consists of a 1-inch tweeter that features WaveGuide Technology and two 5-inch midrange drivers to ensure strong, clear vocals and instrumentation, while the 8-inch side mounted woofer delivers a deep, thunderous bass. The S 606 front speaker is fully equipped for optional bi-wiring and bi-amplification and comes with spikes.

- **3-Way, floorstanding bass reflex speaker**
- **1-inch WaveGuide tweeter**
- **Two 5-Inch midrange**
- **8-inch side-mounted woofer**

The S 606 comes in mirror image pairs for the best possible acoustic interaction with your listening room. Plus, you can fit them with spikes or tune them up with bi-wiring to tweak the sound further.


**Specifications**

	<b>S 606</b>	<b>S 602</b>	<b>S 60 CEN</b>
System	3-Way Bass Reflex	2-Way Bass Reflex	2-Way Bass Reflex
Woofer (mm / in)	203 / 8	102 / 4	2 x 102 / 4
Midrange (mm / in)	2 x 127 / 5	-	-
Tweeter (mm / in)	25 / 1	25 / 1	25 / 1
Power (W, long / short term)	130 / 210	80 / 130	80 / 130
Sensitivity (dB/2,8V/1m)	89	87	87
Frequency Range (Hz)	42 - 20.000	80 - 20.000	75 - 20.000
Cross-over Frequency (Hz)	150 / 2.500	2.500	2.500
Impedance (Ohm)	6	6	6
Weight (Kg / lb)	23,3 / 51.4	3,4 / 7.5	4,9 / 10.8
Dimension HxWxD (mm / in)	1080 x 190 x 345 / 42.5 x 7.5 x 13.6	240 x 133 x 210 / 9.4 x 5.2 x 8.3	133 x 400 x 210 / 5.2 x 15.7 x 8.3
Finishes	Black Ash, Wenge, Dark Apple, White Ash, High Gloss Black, High Gloss White or High Gloss White Limited Edition. Not all Finishes are sold in all countries.		





Let us  
entertain  
you



A powerful subwoofer makes any sound-system more dynamic and entertaining to listen to.

And that is what the Jamo SUB 260 is designed to do. Equipped with a long-throw 8-inch woofer housed in a slotted-port-cabinet, it provides the foundation for outstanding performance. With an amplifier capable of 260W of peak power this subwoofer can deliver higher sound-pressure levels at lower distortion, resulting in maximum musical fidelity and reproduction of details.

The strong 8-inch driver uses a very rigid cone made of composite materials, allowing very high excursion with low distortion. The large motor structure features a well ventilated pole-piece, which help cool the voice-coil, increasing power handling and reducing distortion by eliminating unwanted mechanical damping and air-pressure from the system.

The amplifier technology combines the classic sound of high quality analog amplification with the efficiency and power delivery of modern digital technology. The end-result is a subwoofer that provides a welcome addition to any sound-system, be it classic stereo or a full blown surround-sound set-up.

<b>Specifications</b>	<b>SUB 260</b>
System	Slotted port
Woofer (mm / in)	203 / 8
Impedance (Ohm)	22 k
Frequency Range (Hz)	30 - 200
Cut off Frequency (Hz)	40 - 200
Phase (deg.)	0 to -180
Switch	Auto-On / Off
Line in	Left / Right
Amplifier Rated output (W)	260
Stand-by power (W)	< 0.5
Weight (kg / Lb)	13 / 28.7
Dimensions HxWxD (mm / in)	325 x 267 x 469 / 12.8 x 10.5 x 18.5
Finishes	Black Ash, Dark Apple, Wenge Not all Finishes are sold in all countries.

