

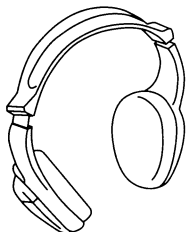


## SHS-N205

### Dual Source Fold-Flat Wireless Headphone

#### • User's Manual

Please read this manual to maximize your enjoyment of the outstanding capabilities of this equipment. Retain this manual for future reference.



## INTRODUCTION

Dual Source Fold-Flat Wireless Headphone allows you to select two sources and folds the earpieces flat for easy storing. This system frees you from the tangle of headphone wires and lets you enjoy movies, video games or T.V. without the tangle of cables around you. To ensure the best performance of your system, please read this manual carefully.

## FEATURES

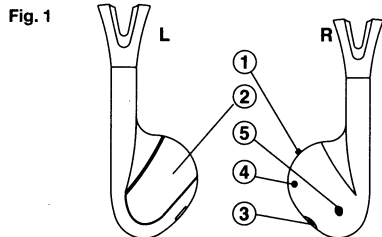
- Fold-Flat Easy Storage Design
- Automatic Level Control prevents input signal overloading
- Dual Source Selection (A / B)
- Comfort Fit Design (Children - Adults)
- For use with Alpine Overhead and Headrest Monitor Package
- Automatic Power OFF

After a few minutes without a signal source, the power to the headphones will automatically turn itself OFF

## EXPLANATION OF CONTROLS (Fig.1)

### Headphone Receivers

- 1) SOURCE A/B SWITCH
- 2) BATTERY COVER
- 3) VOLUME CONTROL
- 4) POWER SWITCH
- 5) POWER INDICATOR LED



## BATTERY INSTALLATION (Fig. 2)

1. Place two alkaline AAA batteries into the battery compartment of the Headphones(s), making sure that the battery polarity is correct.

Fig. 2



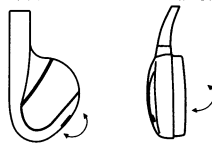
### NOTE:

This dual source headphone, SHS-N205, is compatible with the dual source system, SHS-N252.

## FOLD-FLAT FUNCTION (Fig. 3)

1. Fold the earpieces flat for easy storing.
2. Turn the earpieces 90° back to wear on head.

Fig. 3



## CONTENTS

- 1 - Dual Source Fold-Flat Headphone (SHS-N205)
- 2 - AAA Batteries
- 1 - Owner's Manual

## OPERATION

Please Read Carefully to Prevent Damage to the Headphones or your Ears:  
**WARNING:** Before turning on the power, remove headphones and turn the volume down as low as possible.

- 1) Be sure batteries are properly installed in the headphones
- 2) Turn the headphone volume completely down before placing it on your ears and turning on the power.  
Turn on the headphone power and adjust the headphone volume to a comfortable level (You can increase the audio source volume if needed).

## WARNING

**Failure to heed the following instructions can result in serious injury or death.**

### THE DRIVER MUST NOT USE HEADPHONES WHILE DRIVING.

This headphone system is designed for use by the vehicle's passengers only. Use of headphones while driving can inhibit the driver's ability to hear emergency vehicles and other warnings. This can result in an accident causing serious injuries or death.

### VIDEO PRODUCTS MUST BE INSTALLED SO THAT THE DRIVER CANNOT WATCH TV/VIDEO UNLESS THE VEHICLE IS PARKED

It is dangerous (and illegal in many states) for the driver to watch the TV/Video while driving. If the product is not installed correctly, the TV/Video can cause a distraction, causing the driver to look away from the road ahead. This could result in an accident and serious injuries or death to the driver and passengers.

**DO NOT OPERATE ANY FUNCTION THAT TAKES YOUR ATTENTION AWAY FROM SAFELY DRIVING YOUR VEHICLE.** Any function that requires your prolonged attention should only be performed after coming to a complete stop. Always stop the vehicle in a safe location before performing these functions. Failure to do so may result in an accident.

**KEEP SMALL OBJECTS SUCH AS BATTERIES OR SCREWS OUT OF THE REACH OF CHILDREN.** Swallowing them may result in serious injury. If swallowed, consult a physician immediately.

**DO NOT DISASSEMBLE OR ALTER.** Doing so may result in an accident, fire or electric shock.

**USE THIS PRODUCT FOR MOBILE 12V APPLICATIONS.** Use for other than its designed application may result in fire, electric shock or other injury.

**DO NOT EXPOSE THIS PRODUCT TO RAIN OR MOISTURE** Doing so may result in fire or electric shock.

**DO NOT INSTALL THE MONITOR NEAR THE PASSENGER SEAT AIR BAG.** If the unit is not installed correctly the air bag may not function correctly and when triggered the air bag may cause the monitor to spring upwards causing an accident and injuries.

## CAUTION

Failure to heed the following instructions can result in injury or property damage.

**DO NOT LEAVE THE HEADPHONES WHERE IT CAN BE EXPOSED TO EXTREMELY HIGH TEMPERATURES (SUCH AS DIRECT SUNLIGHT)** Lengthy exposure to extremely high temperatures, can cause the plastic to soften and possibly deform.

**HALT USE IMMEDIATELY IF A PROBLEM APPEARS.** Failure to do so may cause personal injury or damage to the product. Return it to your authorized Alpine dealer or the nearest Alpine Service Center for repairing.

**DO NOT MIX NEW BATTERIES WITH OLD BATTERIES. INSERT WITH THE CORRECT BATTERY POLARITY.**

When inserting the batteries, be sure to observe proper polarity (+and-) as instructed. Rupture or chemical leakage from the battery may cause fire or personal injury.

## LIMITED WARRANTY

ALPINE ELECTRONICS OF AMERICA, INC. AND ALPINE OF CANADA INC. ("Alpine"), are dedicated to quality craftsmanship and are pleased to offer this Warranty. We suggest that you read it thoroughly. Should you have any questions, please contact your Dealer or contact Alpine at one of the telephone numbers listed below.

### ● PRODUCTS COVERED:

This Warranty covers Car Audio Products and Related Accessories ("the product"). Products purchased in the Canada are covered only in the Canada. Products purchased in the U.S.A. are covered only in the U.S.A.

### ● LENGTH OF WARRANTY:

This Warranty is in effect for one year from the date of the first consumer purchase.

### ● WHO IS COVERED:

This Warranty only covers the original purchaser of the product, who must reside in the United States, Puerto Rico or Canada.

### ● WHAT IS COVERED:

This Warranty covers defects in materials or workmanship (parts and labor) in the product.

### ● WHAT IS NOT COVERED:

This Warranty does not cover the following:

- 1 Damage occurring during shipment of the product to Alpine for repair (claims must be presented to the carrier).
- 2 Damage caused by accident or abuse, including burned voice coils caused by over-driving the speaker (amplifier level is turned up and driven into distortion or clipping). Speaker mechanical failure (e.g. punctures, tears or rips). Cracked or damaged LCD panels. Dropped or damaged hard drives.
- 3 Damage caused by negligence, misuse, improper operation or failure to follow instructions contained in the Owner's manual.
- 4 Damage caused by act of God, including without limitation, earthquake, fire, flood, storms or other acts of nature. Any cost or expense related to the removal or reinstallation of the product.

- 5 Service performed by an unauthorized person, company or association.
- 6 Any product which has the serial number defaced, altered or removed.
- 7 Any product which has been adjusted, altered or modified without Alpine's consent.
- 8 Any product not distributed by Alpine within the United States, Puerto Rico or Canada.
- 9 Any product not purchased from an Authorized Alpine Dealer.

### ● HOW TO OBTAIN WARRANTY SERVICE:

- 1 You are responsible for delivery of the product to an Authorized Alpine Service Center or Alpine for repair and for payment of any initial shipping charges. Alpine will, at its option, repair or replace the product with a new or reconditioned product without charge. If the repairs are covered by the warranty, and if the product was shipped to an Authorized Alpine Service Center or Alpine, Alpine will pay the return shipping charges.
- 2 You should provide a detailed description of the problem(s) for which service is required.
- 3 You must supply proof of your purchase of the product.
- 4 You must package the product securely to avoid damage during shipment. To prevent lost packages it is recommended to use a carrier that provides a tracking service.

### ● HOW WE LIMIT IMPLIED WARRANTIES:

ANY IMPLIED WARRANTIES INCLUDING FITNESS FOR USE AND MERCHANTABILITY ARE LIMITED IN DURATION TO THE PERIOD OF THE EXPRESS WARRANTY SET FORTH ABOVE AND NO PERSON IS AUTHORIZED TO ASSUME FOR ALPINE ANY OTHER LIABILITY IN CONNECTION WITH THE SALE OF THE PRODUCT.

### ● HOW WE EXCLUDE CERTAIN DAMAGES:

ALPINE EXPRESSLY DISCLAIMS LIABILITY FOR INCIDENTAL AND CONSEQUENTIAL DAMAGES CAUSED BY THE PRODUCT. THE TERM "INCIDENTAL DAMAGES" REFERS TO EXPENSES OF TRANSPORTING THE PRODUCT TO THE ALPINE SERVICE CENTER, LOSS OF THE ORIGINAL PURCHASER'S TIME, LOSS OF THE USE OF THE PRODUCT, BUS FARES, CAR RENTALS OR

OTHERS COSTS RELATING TO THE CARE AND CUSTODY OF THE PRODUCT. THE TERM "CONSEQUENTIAL DAMAGES" REFERS TO THE COST OF REPAIRING OR REPLACING OTHER PROPERTY WHICH IS DAMAGED WHEN THIS PRODUCT DOES NOT WORK PROPERLY. THE REMEDIES PROVIDED UNDER THIS WARRANTY ARE EXCLUSIVE AND IN LIEU OF ALL OTHERS.

### ● HOW STATE/PROVINCIAL LAW RELATES TO THE WARRANTY:

This Warranty gives you specific legal rights, and you may also have other rights which vary from state to state and province to province. In addition, some states/ provinces do not allow limitations on how long an implied warranty lasts, and some do not allow the exclusion or limitation of incidental or consequential damages. Accordingly, limitations as to these matters contained herein may not apply to you.

### ● IN CANADA ONLY:

This Warranty is not valid unless your Alpine car audio product has been installed in your vehicle by an Authorized Installation Center, and this warranty stamped upon installation by the installation center.

### ● HOW TO CONTACT CUSTOMER SERVICE:

Should the product require service, please call the following number for your nearest Authorized Alpine Service Center.

CAR AUDIO 1-800-ALPINE-1 (1-800-257-4631)  
NAVIGATION 1-888-NAV-HELP (1-888-628-4357)

Or visit our website at; <http://www.alpine-usa.com>

### NOTE:

This equipment has been tested and found to comply with the limits for a Class B digital device, pursuant to Part 15 of the FCC Rules. These limits are designed to provide reasonable protection against harmful interference in a residential installation. This equipment generates, uses and can radiate radio frequency energy and, if not installed and used in accordance with the instruction, may cause harmful interference to radio communications.

<b>ALPINE ELECTRONICS INC.</b> 1-1-8 Nishi Gotanda Shinagawa-ku Tokyo 141-0031, Japan Tel.: 03-5496-8231	<b>ALPINE ITALIA S.p.A.</b> Viale C. Colombo 8, 20090 Trezzano Sul Naviglio (MI), Italy Tel.: 02-484781
<b>ALPINE ELECTRONICS OF AMERICA, INC.</b> 19145 Gramercy Place Torrance, California 90501 U.S.A. Tel.: 1-800-ALPINE-1 (1-800-257-4631)	<b>ALPINE ELECTRONICS (BENELUX) GmbH</b> Leuvensesteenweg 510-B6,1930 Zaventem, Belgium Tel.: 02-725 1315
<b>ALPINE ELECTRONICS OF CANADA, INC.</b> Suite 203, 7300 Warden Ave. Markham, Ontario L3R 9Z6, Canada Tel.: 1-800-ALPINE-1 (1-800-257-4631)	<b>ALPINE ELECTRONICS FRANCE S.A.R.L.</b> (RCS PONTOISE B 338 101 280) 98, Rue de la Belle Etoile, Z.I. Paris Nord II, B.P. 50016, F-95945 Roissy Charles de Gaulle Cedex, France Tel.: 01-48638989
<b>ALPINE ELECTRONICS OF AUSTRALIA PIY. LTD.</b> 6-8 Fiveways Boulevard Keysborough, Victoria 3173, Australia Tel.: (03) 9769-0000	<b>ALPINE ELECTRONICS OF U.K., LTD.</b> 13 Tanners Drive, Blakelands, Milton Keynes MK14 5BU, U.K. Tel.: 01908-61 15 56
<b>ALPINE ELECTRONICS GmbH</b> Frankfurter Ring 117, 80807 München, Germany Tel.: 089-32 42 640	<b>ALPINE ELECTRONICS DE ESPAÑA,S.A.</b> Portal de Gamarra 36, Pabellón, 32 01013 Vitoria (Alava)-APDO 133, Spain Tel.: 945-283588