


# P2370HD · P2570HD

SAMSUNG

23" and 24.6" Widescreen Touch of Color LCD HDTV Monitors



## Features:

- Built-in HDTV tuners and HDMI support allow you to connect the P2370HD and P2570HD to your cable/satellite box, Blu-ray player, gaming system or computer
- Rose-black Touch of Color cabinets and crystal-like acrylic necks add style to your office
- Full HD 1920 x 1080 resolution
- Dolby Digital Plus, SRS TruSurround HD, 5.1 optical SPDIF out and integrated speakers
- 50,000:1 dynamic contrast ratio for detailed lights and darks
- Up to 4 ms response time for sharp motion graphics



P2370HD



P2570HD

The Samsung P2370HD and P2570HD are 23" and 24.6" widescreen HDTV monitors that each feature a digital TV tuner and digital device support, so you can connect them to your cable/satellite box, Blu-ray player, gaming system or computer. HDMI connections and 1080p support ensure that no matter what you're doing, you'll be doing it at the highest resolution possible. Dolby Digital Plus, SRS TruSurround HD, 5.1 optical SPDIF out and integrated speakers bring every sound to life. And the cabinets' stunning Touch of Color rose-black gradation with glass-like finish is reminiscent of a fading sunset, while the crystal clear acrylic stands add style and sophistication.

# P2370HD P2570HD



23" and 24.6" Widescreen Touch of Color LCD HDTV Monitors

## Features

### Touch of Color

The P2370HD and P2570HD Touch of Color monitors feature a rose-black gradation that's reminiscent of the setting sun. Combined with the clear, crystal-like acrylic necks, they're the epitome of elegance.

### HDTV Ready, Digital Device Support

The P2370HD and P2570HD each feature a digital TV tuner and digital device support, so you can connect them to your computer, cable/satellite box, Blu-ray player or gaming system. HDMI and 1080p support ensure the highest resolution possible.

### High Sound Quality

Dolby Digital Plus, SRS TruSurround HD, 5.1 optical SPDIF out and integrated 3W x 2 stereo speakers bring every sound to life.

### Widescreen

More screen space means more room for applications, palettes and widgets.

### High Dynamic Contrast Ratio

50,000:1 dynamic contrast ratio provides extremely detailed whites and blacks.

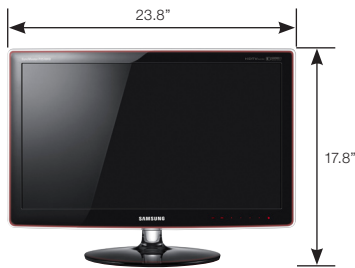
### Fast Response Times

Up to 4 ms (G to G) response time delivers sharp motion without blur.

### Eco-Friendly

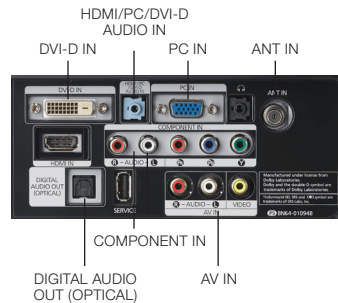
ToC process eliminates use of VOCs, and low power consumption technology reduces energy use and energy bills.

## P2570HD Dimensions



## Specifications

		P2350HD	P2570HD
Display	Screen Size	23" Wide	24.6" Wide
	Brightness (Typical)	300 cd/m <sup>2</sup>	300 cd/m <sup>2</sup>
	Contrast Ratio (Typical/Dynamic)	1000:1/50,000:1	1000:1/50,000:1
	Resolution	1920 x 1080	1920 x 1080
	Response Time (Typical)	5 ms	4 ms
	Viewing Angle (Horizontal/Vertical)	170°/160° (CR>10)	170°/160° (CR>10)
	Color Support	16.7M	16.7M
Signal Input	Video Signal	Analog RGB, DVI, HDMI, Component, TV (Digital TV/Analog TV)	Analog RGB, DVI, HDMI, Component, TV (Digital TV/Analog TV)
	Sync. Signal	Separate H/V, Composite	Separate H/V, Composite
	Connector	D-Sub, DVI-D, HDMI, Component, Composite, DTV Tuner, Optical Out, Audio In, Headphone Out	D-sub, DVI-D, HDMI, Component, Composite, DTV Tuner, Optical Out, Audio In, Headphone Out
Power	Power Consumption	51W (Typ.)	59W (Typ.)
	Stand By Power (DPMS)	<2W (Typ.)	<2W (Typ.)
	Type	Built-In	Built-In
Feature	Plug & Play	DDC 2B	DDC 2B
	Mac Compatibility	■	■
	Multi Speaker	3W x 2CH (Dolby Digital Plus, SRS TruSurround HD)	3W x 2CH (Dolby Digital Plus, SRS TruSurround HD)
	Wall Mount Interface	VESA 75mm x 75mm	VESA 75mm x 75mm
	Cabinet Color	Touch of Color Rose Black	Touch of Color Rose Black
	Optional Accessories	Remote Controller, RF Cable	Remote Controller, HDMI Cable
	Special Features	Built-in DTV (ATSC) Tuner, Sound: Dolby Digital Plus, SRS TruSurround HD, Optical digital sound (SPDIF), Video (CVBS), Component, HDMI (V1.3), Supporting 1080P Input	Built-in DTV (ATSC) Tuner, Sound: Dolby Digital Plus, SRS TruSurround HD, Optical digital sound (SPDIF), Video (CVBS), Component, HDMI (V1.3), Supporting 1080P Input
Dimension	Product Dimension (With Stand, W x H x D)	22.5" x 17.0" x 7.5"	23.8" x 17.8" x 9.4"
	Product Dimension (Without Stand, W x H x D)	22.5" x 14.3" x 2.6"	23.8" x 15.1" x 2.6"
	Shipment Dimension (W x H x D)	25.3" x 17.2" x 5.3"	26.8" x 18.1" x 5.7"
Weight	Product Weight	12.8 lbs.	15.4 lbs.
	Shipment Weight	16.5 lbs.	20.1 lbs.
Stand	Type	Simple	Simple
	Function	Tilt (0° ~ 20°)	Tilt (0° ~ 20°), Swivel
Green Management	Emission Standard	EMC	EMC
	RoHS Compliant	■	■
	Energy Star Compliant	■	■
	Product Recyclability	CCFL panel contains mercury, please dispose of properly	CCFL panel contains mercury, please dispose of properly
	Packaging Recyclability	All packing materials are recyclable	All packing materials are recyclable



Product Information: 1-866-542-7214 [samsung.com/monitor](http://samsung.com/monitor)

Product Support: 1-800-SAMSUNG



©2009 Samsung Electronics America, Inc. Samsung is a registered mark of Samsung Electronics Corp., Ltd. Specifications and design are subject to change without notice. See [www.samsung.com](http://www.samsung.com) for detailed information. Printed in USA. MON-P2370P2570HDSHT-May09T