



Cowichan Valley Rhododendron Society

Newsletter

Volume 35:2 March 2024

Message from the President

April might be the cruelest month*, but I am ready to nominate March to take its place. Never are hopes so ardently raised and so vehemently dashed as in this, the first month of spring. For those of us in the heady throes of zonal denial, this is where reality comes crashing down along with the tree boughs in the first windstorm. The frail buds of the large leafed species are at their most vulnerable right now, thinking that it has been warm enough and the days long enough, to start swelling the buds in preparation for blooming, when all of a sudden, its -5C again.

Still when has potential failure, or indeed, loss of life (a plant's life, that is) stopped the keenest among us? Hope springs eternal among the gardening fraternity, with an optimism matched only by some sports teams' supporters. Many will try a plant four or five times before conceding defeat. Sometimes the subject is more sensitive in its youth, and once past its tender phase can be very hardy indeed.

For flowers however it is a different issue. The plant itself can have a constitution of iron, but if the flowers come consistently too early as with many of the large-leafed Rhododendron species, it will be an annual disappointment.



*According to poet, T.S. Elliot, 'The Waste Land'

CVRS April Meeting

Wednesday, March 6, 2024
6:30 – 9 pm

Glen Jamieson Page 3

For Your Safety!!	2
Kenneth Cox Presents	3
Letter from Editor	5
March Garden Tasks	9
Two Special Hybrids	10
<i>Actaea simplex</i>	13
Rhizome Division	15
Just Seeing Red	16
Species as Parents	17
ARS Spring Convention	19
Barrie's Solution	20
Biodiversity	21
Red List Rhododendrons	22
Upcoming Events	24
Useful Links	26

Banner Photo:
*Rhododendron 'Pohjola's
Daughter'* developed in
Helsinki, Finland.

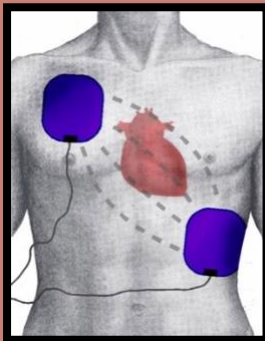
Here is where choice of planting site can make a difference between a miracle of nature, or a wilted head of frost scorched blooms. Look at the provenance of your exotic beauty -- if it grows naturally beneath a canopy of protective trees then you must replicate that. The overhead branches, even bare ones, can provide a good degree of protection. Does wind blast your own personal Eden? Choose as a planting site that is protected from the wintery gales by a windbreak, or a wall, or building. A south wall will gather even the weak warmth of early spring and reflect it back. As long as a wall is not impeding cold air drainage it may make the difference between the survival of the flowers or the browned-off tips.

Or you can be like me. The large leaves of *R. sinogrande*, or *R. falconeri*, or *R. arizelum* are beautiful in of themselves, and give an architectural feel to the space. "I grow it for the foliage," I say earnestly. "Look at those leaves! Now that is a plant that does a star turn", and walk away, mumbling slightly and inaudibly if anyone asks about the flowers.

Barrie Agar

Important!

Special safety training



Bill Masson
BC First Aid Instructor*

6:30 – 7 pm
Wednesday, March 6, 2024

**Do you know how to use a *defibrillator*,
which would enable you to save a person's life?**

Defibrillators are safety features.

**Like Fire Extinguishers, they are installed in most places where
people gather, to ensure emergency action can be taken to save
peoples' lives. However, . . .**

To do so, you must know how to use one!

Please attend this demonstration!

***Bill Masson travels throughout the province as a First Aid Instructor**



Rhododendron hybrid 'Egret'

CVRS March Meeting at The Hub

Wednesday, March 6, 2024
7–9 pm

'Hardier, Smaller Rhododendrons'

Dr. Glen Jamieson offers a PowerPoint Presentation on the smaller, hardier rhododendrons species, their taxonomy, features, and cultural characteristics.

Is your garden already overflowing with your favourite large, established rhododendrons? When you buy a new favourite, do you wander around your garden with pot in hand wondering where you can fit it in?

But you love rhododendrons; they are so fascinating and varied.

You are not alone! On Wednesday, you may find a solution to a *collector's dilemma*.



Dr. Glen Jamieson has a B.Sc in Agriculture from McGill University and a M.Sc. and Ph.D in Zoology from UBC. He worked for Fisheries and Oceans Canada (DFO) as a research scientist for 31 years, both in the Maritimes (5 yr.) and at the Pacific Biological Station in Nanaimo (26 yr.). He retired from DFO in 2008 and became editor of the Journal of the American Rhododendron Society in 2009. He joined the ARS in 1995, and has explored for plants in Yunnan, China, (2005); Borneo (2008); Equador and Peru (seven trips between 1998 and 2014) and in Sikkim, India (2015). He has travelled over 70 countries, and with his wife Dorothy, lives and maintains a garden in Parksville that is periodically on his local chapter's (Mount Arrowsmith; MARS) garden tour. He has an extensive *vireya* collection, possibly the largest in Canada. He continues as editor of *JARS* and created the online journal, *Rhododendrons International*.



Rhododendron uniflorum var. *imperator*



Rhododendron keiskei subsp *osawae*
'Yaku Fairy'

Rhododendron Photos: alpinegardensociety



District 1 Zoom Presentation

Saturday, March 9, 2024, 10 am

Kenneth Cox

presents

‘Ludlow and Sherriff --Two Great Plant Hunters’

**Kenneth Cox, of Glendoick Gardens in Scotland,
is a World-Renowned Rhododendron Authority and Author**

Zoom Meeting begins at 10 am
Presentation begins at 10:30 am

Only 100 spots available on the District One account*

Ken’s talk will be on the expeditions and plant introductions of Ludlow and Sherriff, two great plant hunters, in Bhutan, Tibet and India in the 1930s and 1940s, using their photographs and film footage and photos of virtually all the areas they visited.

*Glen Jamieson will record the talk and make it available for a short time after.

Thank-you Glen, for arranging this Zoom presentation.

Zoom link info:

Topic: District 1 Zoom by Ken Cox

Time: Mar 9, 2024, 10:00 AM Vancouver

Join Zoom Meeting

<https://us02web.zoom.us/j/89004327892?pwd=L0tgMk1KYms2Rm91VmNXeGFKK3lmZz09>

Meeting ID: 890 0432 7892

Passcode: 746419

Letter from the Editor



Happy March, Friends!

When sun rays warm our backs,

Galanthus nivalis reveal how busy they have been during the last year, expanding into generous mounds of delicate white bells, or traveling to visit other welcoming plants to create their own naturalized beauty.





The many faces of *Hellebores* become translucent with sunlight passing through their petals.



Hepatica's heart-shaped leaves part to make way for dainty sapphire-blue flowers centered with exploding white Stars.



In our garden, *Crocus* behave respectfully. The yellow appear first, from no sign of growth one day, to cheery flower faces the next. Purple and mauve shades then join them, and finally the white. Of course, some of the sequencing could be due to the appetites of grazing rabbits. At least this year, the rabbits didn't get all of them; we saw some blooms!



Scilla siberica and *primula vulgaris* challenge them for attention.



And what about the *Rhododendrons*? Where are they in this celebration of Spring?

Most of them up here in the cooler Cowichan Lake Road area are in bud, promising colour soon. In the sheltered hoop house, several have begun blooming; outside in the elements, several have brown, seemingly frozen foliage.

However, despite that late freeze just before the last snowfall, two 'too-early' rhododendrons pleasantly surprised me.

I was not surprised when Ali Morris sent a cheery picture of her *Rhododendron* 'Bodega Crystal Pink' in bloom. It does so faithfully every February or early March!

I had noticed that both our plants had many buds, but really did not expect to realize anything but limp, frozen buds with the forecast of unkind temperatures for the following week.

What a pleasant surprise it was, when the buds began to open and proved me very wrong!



The other surprise was *Rhododendron* 'Coral Glow'. It had not looked very happy, having dropped most of its leaves. It is supposed to be hardy to -26 C, but I hate to risk a plant that is not easy to replace and so, had kept it in a pot. However, due to its bravery, I have decided to tuck it into a sheltered spot in the garden after it finishes flowering this year.

There are so many surprises just ahead for us *because* we love gardening! Enjoy!

Verna



MARCH GARDENING TASKS

Perennial and Flower Gardens:

- ❑ Continue to clean and weed flower beds and mulch with well-rotted compost
- ❑ Continue to lift and divide perennials and plant or pot up divisions
- ❑ Cut down ornamental grasses
- ❑ Plant summer bulbs of lilies, acidanthera, montbretia (crocoshia),
- ❑ Plant corms of gladiola
- ❑ Deadhead and feed spring bulbs after flowering.
- ❑ Plant or move snowdrops (*Galanthus*)
- ❑ Sow tender annuals indoors
- ❑ Pot up *well-rooted* cuttings
- ❑ Pot up over-wintered tuberous begonias in potting soil

Vegetables and Herbs:

- ❑ Prepare beds (if not completed in February) Dig in compost and manure; spread lime two weeks later
- ❑ In prepared beds, after mid-March, begin successive sowings of radishes, peas, spinach, leaf lettuce, onion sets, turnips, and shallots
- ❑ Prune established herbs, and sow seeds of annual herbs such as dill

- ❑ Trim established strawberry plants, and apply rich organic material
- ❑ Plant new strawberry plants
- ❑ Feed rhubarb with organic material

Trees, Shrubs, Climbers:

- ❑ Complete pruning of tree and bush fruits by end of the month
- ❑ Tie fruit and berry canes to supports
- ❑ Prune clematis according to pruning group: *Group 1 - no pruning; Group 2 - light pruning in February and March; Group 3 - hard pruning in February and March**
- ❑ Prune grey-leaved plants such as lavender, and senecio
- ❑ Prune early blooming shrubs such as *Forsythia*, after flowering
- ❑ Move trees and shrubs in March
- ❑ Prune winter-damaged hedging
- ❑ Plant evergreens and hedging this month
- ❑ Prune hybrid tea and floribunda roses after mid-March. Work organic fertilizer into soil around the roses.

Lawns:

- ❑ Aerate and apply dolomite lime; repair worn patches. Plant or sod new lawns

TIP FOR PRUNING CLEMATIS

To help you remember when to prune your clematis, put a colour-coded tie that indicates the pruning group around the base of each clematis. For example, use a red tag to for Group 1 (no pruning), a blue tag for Group 2 (light pruning in February), and a yellow tie for Group 3 (hard pruning in February and March)

Two Stunning Rhododendrons Hybrids to Look for This Spring

Rhododendron 'Lem's Cameo'



Photo: Singing Tree Nursery

"Ah, 'Lem's Cameo'. When we first joined the CVRS, 'Lem's Cameo' was a new introduction, and the rhodo to get if you could. We bought ours as a wee tissue culture at the first Rhododendron Conference in Victoria, I think."

Liz Murray

It makes sense to hear that Al and Liz Murray first purchased their *Rhododendron* 'Lem's Cameo' as a tissue culture.

According to several nurseries and growers, this rhododendron is not easy to propagate. Often, checking the parentage helps to explain why a rhododendron may be difficult to propagate from cuttings. Its parents, *R. Dido* x *R. Anna*, does not explain enough for me to understand. I will have to check the grandparents. The search for *R. 'Dido'* led to the 'Dido Group' with the seed parent *R. diochroanthum ssp dichroanthum* and the pollen parent *R. decorum ssp decorum*. Both lovely species. *R. 'Anna'* is a cross between *R. 'Norman Gill'* and *R. 'The Honorable Jean Marie de Montague'*. It took some patient work to create this beautiful rhododendron.

It is known to some as the 'Rolls Royce' of rhododendrons. The generous trusses of pink, cream, and apricot frilly blooms are exceptional and the foliage, too, is lovely. The new growth emerges a shiny dark bronze and becomes deep green as it hardens off.

Photo: Oregon State University





Photo: Oregon State University



Photo: Millais Nurseries

The photos above, depict prolific trusses on the mid-sized rhododendron and the perfection of the flowers in those trusses.

This lovely hybrid, *Rhododendron* 'Lem's Cameo', created by Halfdan Lem, has won numerous *Best in Show* awards, and is well worth searching for this Spring.

Rhododendron 'Fastuosum Flore Pleno'



Photo: Conifer Gardens Nursery

Don't be surprised to find guests wearing quizzical expressions while pausing in front of *Rhododendron* 'Fastuosum Flore Pleno'.

Although it dates back to over a century, it is not among the most common rhododendrons in our gardens.

Rhododendrons with double flowers are relatively uncommon. *Rhododendron* 'Fastuosum Flore Pleno' has been a sought-after plant because it is one of a few. It has double lavender-blue flowers with a greenish flare on the upper dorsal lobe. Each truss is compact and can have more than ten wavy-margined trumpets that are either double or semi-double. The inner flower looks like a crumpled tissue flower.

When it blooms in April to May, its flowers appear to last longer than many other rhododendrons.

With *R. catawbiense* and *R. ponticum* lineage, it is a hardy and resilient plant, listed with hardiness to -25 C and quite tolerant of full sun. Filtered light in hot conditions would be more ideal.



In 1928, *Rhododendron* 'Fastuosum Flore Pleno' won the Award of Garden Merit and has boldly stood the test of time for popularity. It continues to captivate garden enthusiasts with its outstanding floral display.

This is another rhododendron to watch for this Spring.



Photo: mothernature

Right Plant, Right Space!

and

a lot of other "rights" such as soil, water, sunlight!

*P.S. Not my garden in case you wondered;
oh, you didn't? ~ Verna*

COMPANION PLANT FOR THE SHADY GARDEN

Actaea simplex

It is lovely in the woodland garden, borders, and naturalized plantings. Its height makes it a stunning backdrop plant.



Actaea simplex

Is a rhizomatous herbaceous perennial native to Russia, Western China, Korea, and Japan among other nearby countries.

The Genus name *Actaea* is from the Greek word *Actaia* meaning 'elder'. The plant foliage is similar to elder leaves.

There are so many reasons to add *Actaea* varieties to your gardens.

In the late summer, it is dramatic and statuesque in a woodland garden. Its wand-like spires, 12 – 24 inches in height, bear fluffy bottlebrushes of white or pink, tiny flowers. Some varieties are sweetly fragrant, quickly attracting both pollinators and humans.

There are varieties to please any gardener.

Award-winning, *Actea simplex* 'James Compton' is compact and striking with bronze foliage and white-tinged-pink fragrant flowers held along purple stems.

Actaea simplex 'Brunette' and 'Hillside Black Beauty' are part of the *Atropurpurea* Group with bronze or deep purple to near-black foliage that also bear very fragrant spires of tiny flowers. The spires are held elegantly above the contrasting dark foliage, sometimes erect and sometimes gently curved.

It prefers moisture retentive but well drained soils and grows happily in part sun or shade. Once established, it can be somewhat drought tolerant.

Because of its toxicity, deer and rabbits are not prone to nibble on it.

For quite some time, I have been confused by the names, *Actaea simplex*, *Actaea racemosa*, *Cimicifuga racemosa*, Black Snakeroot, Black Cohosh, Bugbanes, and Baneberry. Knowing that *Actaea* is largely poisonous, and that Black Cohosh is harvested for medicinal purposes concerned me.

My research led to some overlapping and some conflicting information, which suggests to me that it could be too easy to confuse the varieties and species, and in error, ingest parts of highly toxic *Actaea* plants.



Actaea racemosa is also called Black Cohosh. “It is a native woodland perennial with white, somewhat fuzzy flowers in mid-summer that wave above astilbe-like, deeply cut foliage.” (*finegardening.com*) The flowers are pure white candle-like and, therefore, stunning in the woodland garden or moist border. However, unlike *Actaea simplex* its flowers are unpleasantly scented and therefore its name, Bugbane.

Black Cohosh is the larval food for the Spring Blue Azure butterfly.


It has been used medicinally to reduce menstrual and menopausal symptoms.



Closely related are *Actaea pachypoda* and *Actaea rubra*, two species, commonly known as White Baneberry and Red Baneberry based on their berry colours.

“The entire plant is toxic, but the roots and berries are the most poisonous. When ingested the berries have an almost immediate sedative effect on the human heart and can lead to cardiac arrest if enough are consumed.” (*hort.extension.wisc.edu*) It was, historically, used medicinally by Native Americans. However, it must never be confused with *Actaea racemosa*.

Propagating *Actaea*



Actaea can readily be propagated by rhizome division.

This can be done in fall or early spring, just as the new growth buds become visible.

- Dig out the entire plant.
- Shake the soil off the plant, if possible, or wash the roots to reveal the new buds and root clump.
- Divide rhizomes and roots by pulling them apart if the roots are loose enough.


- Ensure that each clump has at least three new buds.
- Depending how thick and tight the root cluster is, a sharp knife or rooting knife may be used to cut through the base.
- Older plants may need to be divided by slicing through the root cluster with a sharp shovel.



- Plant into a pot that is appropriate for the size of the root clump and plant strong clumps of roots or rhizomes back into your garden.



SOMETIMES IT FEELS SO GOOD TO JUST SEE RED!



in early spring, before the rainbow show of Rhododendrons appears, when some, but not all, deciduous trees have put forth shades and hues of green, when waving starbursts adorn bare branches of *Magnolia stellata* – That, is when. . .

I just love to see red in the garden!



Siblings, *Rhododendron* 'Taurus' (left) and *Rhododendron* 'Grace Seabrook' (right) bloom almost simultaneously in early Spring bringing brilliant life to the garden, at times in late March, and in April. The early blooming red species, *Rhododendron strigillosum* is one of their parents.



ONE SPECIES USED TO CREATE STUNNING RED RHODODENDRON HYBRIDS

Rhododendron strigilosum

Definitely a Classic!

Rhododendron strigilosum is often used in Rhododendron hybrid breeding programs because it is relatively easy to grow and has both lovely foliage and flowers.



The foliage is long --three to six inches in length -- and “narrow, elliptic to oblanceolate in shape with a wedge-shaped to somewhat rounded base and a sharp tip at the apex.” (RSBG)

Large, deep red trusses of eight to twelve flowers in early spring are “nestled beautifully on a whorl of dark green bristly leaves”. (RSBG) Bright tubular red bell-shaped flowers with five black nectar pouches at the base of each flower are simply spectacular.

They are relatively frost resistant even though they may bloom as early as late February to mid-March.

Foliage on this dense shrub tends to yellow if planted in too much sun. Also, as new growth emerges early it should not be planted in low areas or frost pockets.

Popular hybrids of *Rhododendron strigilosum* such as *R.* ‘Etta Burrows’, *R.* ‘Grace Seabrook’, *R.* ‘Taurus’, and *R.* ‘Matador’ are therefore best planted in keeping with the preferences of their parent.





Soft, bristly petioles and whorls of long tapered leaves of *Rhododendron strigilosum*

COWICHAN VALLEY RHODODENDRON SOCIETY ANNUAL PLANT SALE

Saturday, May 11, 2024
10am – 1pm

Thank-you,
in advance,
for your plant divisions
and volunteer time



SIGN UP TO HELP AT THE ARS 2024 SPRING CONVENTION

Our neighbors to the south are looking for some help on the days of the convention as their organizing group is quite small. It will be a “hands-on” type of volunteer effort that does not require any formal training. We can show them OUR LOVE OF RHODODENDRONS by Vancouver Island volunteers offering a bit of assistance as needed. If you are going to the convention and want to take this opportunity to help out, please contact Ken Webb.

His email is ken@mkwebb.ca His telephone number is 250-883-5746



RHODODENDRONS ON THE 49TH PARALLEL

**ARS 2024 Spring Convention
Bellingham, Washington
May 2-5, 2024**

Hear interesting presentations, tour private and public gardens, purchase beautiful and unusual plants, renew old acquaintances, and make new friends.

Visit ARS2024.org for event information regarding hotel, tours, program, speakers, etc. and to REGISTER.

Time to check your Passport!

Highlights:

Pre-Tour: May 1: Private Gardens around Seattle

Convention: Tours * Seminars * Workshops * Banquets

Post-Tour: May 5: Gardens around Vancouver, Canada

Plus: Plant Sales * Auctions * Raffles * Photo Booth * Poster Session

Tours are filling up fast - Register Today

**BARRIE AGAR,
OUR CVRS PRESIDENT
WOULD LIKE TO KNOW:**

Do you have too many plants in your garden?

Are they growing faster than you are?

If you stand in one place, does a vine try and grow around your neck?

We have a solution!



Photo: Negarden.com

Now is the time to divide those vigorous and spreading spring perennials to donate to your club.

OUR PLANT SALE IS COMING UP MAY 11, 2024!

We would love to have a little of your largess.

Just as they are starting to burst into life is the time to take your digging forks or spades and lift the plant. The forks or spades can be used to separate the mass into pieces, or if it is a very solid piece a root knife is a valuable implement.

I have seen Pampas Grass severed by a chain saw, but that is extreme; and also, a warning about the vigour and tenacity of Pampas: it is not very good for the chainsaw either. But I digress.

Genera such as *Geranium* will separate readily into small pieces, whereas *Hosta* may have to be cut apart in solid chunks.

Most perennials are divided every four years or so, as they continue to spread outward, and the centre of the plant becomes bare. Dividing them rejuvenates them and gives them space to grow out again. Depending on the plant you may get a few or many of them. Replant a good size chunk back into your border with some good compost mixed in to encourage good growth.

Not all plants divide readily. Look for ones that are spreading, and often have a bare centre. Almost all perennials can be divided, it is whether you kill more than you save while doing it. Phlox, Geraniums, Hosta, Shasta daisies, Asters, Primulas, are all good subjects.

As you are weeding you may find the odd seedling or dig up a piece and are loathe to consign it to the compost heap; so, put it in a pot and save its life! Hellebores are notorious for having a circlet of their seedlings.

The only criteria are:

- Ask yourself "*Would I buy this?*" If you wouldn't then probably no one else will either.
- It should not be invasive.

Your club thanks you.

Are you visiting the mainland soon?

Beaty Biodiversity Museum
UBC, Vancouver Campus
2212 Main Mall
Vancouver, BC
Email: info@beatymuseum.ubc.ca



Photo: fourseasonsgarden

BIODIVERSITY

While we garden this month, recalling several of Douglas Justice's "**Rules of Biodiversity**" could perhaps save us some work today, and more over time, by allowing "aging" in our gardens.

BASIC PRINCIPLES:

Biodiversity will save us.

Increasing diversity of organisms changes microclimates of gardens

Increasing complexity improves resilience in any system

APPLICATIONS OF RULES OF BIODIVERSITY:

- Provide different kinds of habitats:
 - Offer layering and spacing in all three dimensions
 - Allow aging: old surfaces and decay invite varieties of organisms:
 - ✓ Leave coarse woody debris or a dead tree/snag for cavity dwellers such as chickadees and woodpeckers
- Encourage generalist insects:
 - Provide food diversity through plant diversity. Every plant is food for more than one organism
 - ✓ Non-invasion varieties of *Buddleia* attract butterflies; *Liatris* attract pollinators
- Cover the ground:
 - Moderate temperatures, prevent splash erosion, suppress weed growth, create habitats
 - ✓ Mulch and plant
- Encourage soil micro-organisms
 - Fertilizers may create imbalances/ Active composts can restore soil health
 - ✓ Leave natural debris such as nurse logs, leaves; chip materials on site
- Understand a plant's ecology
 - Plant what grows best where it grows best
 - ✓ To deter lace bug, move *Pieris* into the shade and add more water
- Provide water
 - ✓ Birdbaths, ponds, streams will invite blackbirds, swallows, frogs, dragonfly and heron (for your koi)
- Monitor environmental health
 - Practice organic alternatives to pesticide use
 - ✓ Enjoy nature around you. Listen to tree frogs and know they are devouring scale insects

Global Conservation Consortium

Visit <https://www.globalconservationconsortia.org/resources/the-red-list-of-rhododendrons/>

Coordinated Action

“Despite their ecological and cultural value, many *Rhododendron* species are under threat of extinction. Threats including habitat destruction, climate change, modification of natural systems, pests, and diseases are all impacting *Rhododendron* populations around the world. Species identified as at risk of extinction require conservation action to ensure that they not only survive but are also resilient to the threats they face. This entails protection of threatened wild populations of plants in their natural habitats, and *ex situ* conservation in botanic gardens and seed banks. As *Rhododendron* are considered “exceptional species” they require highly curated and maintained *ex situ* conservation with high levels of genetic diversity. *Rhododendron* are in urgent need of a coordinated, global effort to preserve species and populations efficiently and effectively both in their native habitats and in *ex situ* collections.”

“In 2011, **The Red List of Rhododendrons** was published. This research produced conservation assessments for Rhododendron species and showed that approximately a quarter (316) of the 1157 species are under threat in the wild and require conservation action.

Rhododendrons are popular horticultural plants; they are also valued for their medicinal properties. In some communities they are used for firewood, timber, teas, honey, wine, jams, narcotics . . .and sources of insecticides. In the wild, they are mainly associated with centres of diversity in the Himalayas and in South East Asia, where they form important components of montane ecosystems.”

~~~~~

During the next two months, on some of the special days set aside to encourage us to reflect and learn about caring for our earth if we hope preserve and protect it, consider visiting the Global Conservation Consortium web page that focuses on the **RED LIST** Rhododendrons.

**Select a species to preserve in your garden!**

## *Be Mindful and Grateful This Spring*

The new life evident by the appearance of green shoots, the new garden year, and the official arrival of Spring, coincide in March.

Special days are set aside in March and April to encourage us to focus on caring for what we have and wish to preserve.

Make a **deliberate effort** to focus on what you can learn and do to improve the situations in your own community on the following special days:

### **March 3, 2024: World Wildlife Day**

Take time to read inspiring stories of wildlife conservation and discuss the efforts of individuals working tirelessly to protect our planet's diverse species. Invite wildlife into your yard, by selecting plants and installing water features in your gardens that will attract them.

### **March 14, 2024: International Day of Action for Rivers**

Engage in conversations about the importance of rivers and explore ways to act in preserving these vital ecosystems.

### **March 30, 2024: Earth Hour**

Participate in the symbolic act of turning off your lights for Earth Hour. Share your commitment to energy conservation and climate awareness.

### **April 22, 2024: Earth Day**

Join in a day-long reflection on Earth Day. Walk a garden or trail with a friend, sharing thoughts, experiences, and commitments to environmental awareness and sustainable living.

### **Friday, April 26, 2024: National Arbor Day**

Celebrate the importance of trees in environmental conservation. Plant a tree in your garden; participate in a tree planting event.

## 2023 – 2024 Calendar of Events

Contact CVRS:

[cowichanvalleyrhododendron@gmail.com](mailto:cowichanvalleyrhododendron@gmail.com)

**Wednesday, March 6, 2024, 6:30pm**

**CVRS March Meeting - The Hub**

**Glen Jamieson: *'Dwarf Rhododendrons'*** (See Notice on Page 3)

**Saturday, March 9, 2024 10 am**

**Kenneth Cox Presentation: *'Ludlff and Sherriff Plant Hunters'***

**District 1 Zoom Meeting** (See Notice on Page 4)

**Tuesday, March 12, 2024 (Carpool from Duncan 9:30 am)**

**Members Garden Tour to Horticultural Center of the Pacific  
and Lunch at Fireside Grill**

**Contact Mary Pike or sign-up at the March Meeting**

**Thursday, March 14, 2024**

**International Day of Action for Rivers**

**Saturday, March 16, 2024**

**Cobble Hill Seedy Saturday**

**Cobble Hill Hall**

**Monday, March 25, 2024, 12:30 pm**

**Alpine Gardeners of Central Vancouver Island - QB Civic Centre**

**Bernie Dinter" *'Dwarf Rhododendrons'***

**Tuesday, March 26, 2024**

**District One Meeting at Mary Pike's**

**Saturday, March 30, 2024, 2024**

**Earth Hour**

**Wednesday, April 3, 2024, 7pm**

**CVRS April Meeting – The Hub**

**Margaret Cadwaladr: *'William Robinson'***



**Saturday, April 20, 2024, 9am – 1pm**

**MARS Rhododendron Show and Plant Sale – QB Curling Rink**

**Saturday, April 20, 2024, 10am – 2pm**

**Rhododendron Sale – 5008 Old West Saanich Road, Victoria**

**Home of Ken and Madeleine Webb – *Cash or cheque only***

**Monday, April 22, 2024**

**Earth Day**

**Friday, April 26, 2024**

**National Arbor Day**

**Saturday, May 11, 2024, 10am – 1 pm**

**CVRS Annual Plant Sale – St. John's Anglican Parish Hall**

**Volunteers Needed**

**Sunday, May 12, 2024, 10am – 4pm (Tickets: \$45)**

**Victoria's Mother's Day Musical Garden Tour (10 gardens in Victoria)**

**Saturday, May 18, 2024, 10am – 4pm**

**CVRS Garden Tour – Five Private Gardens (Tickets \$20)**

**Volunteers Needed**

**Saturday, June 1, 2024 10:30am**

**Pruning and Pinching Workshop**

**Dorothy Kennedy's Garden**

#### **NATIONAL AND INTERNATIONAL AMERICAN RHODODENDRON SOCIETY EVENTS**

**May 2 - 5, 2024**

**American Rhododendron Society Spring Convention – Bellingham, Washington**

**Registration Now Open – Contact: [ars2024.org](http://ars2024.org)**

**(See Notice in this Issue)**

## **Cowichan Valley Rhododendron Society Private Rhododendron Gardens Tour**

**May 18, 2024, 10 am – 4 pm**

The Planning Team is looking for volunteers to serve at the  
Five Private Gardens Tour (and at the Plant Sale, May 11, 2024)

Please sign up at the March Meeting,  
or contact one of the Executive Committee Members

## USEFUL LINKS

**Cowichan Rhododendron Society:**

[cowichanrhodos.ca/](http://cowichanrhodos.ca/)

**Victoria Rhododendron Society:**

[victoriarhodo.ca/index.html/](http://victoriarhodo.ca/index.html/)

**Mount Arrowsmith Rhododendron Society:**

[marsrhodos.ca/](http://marsrhodos.ca/)

**North Island Rhododendron Society:**

[nirsrhodos.ca/ws/](http://nirsrhodos.ca/ws/)

**The American Rhododendron Society:**

[rhododendron.org/](http://rhododendron.org/)

**Nanaimo Rhododendron Society:**

[nanaimorhodos.ca /](http://nanaimorhodos.ca/)

**Rhododendron Species Botanical Garden:**

[rhodygarden.org/](http://rhodygarden.org/)

**Nanoose Garden Club:**

[nanoosegardenclub.ca/](http://nanoosegardenclub.ca/)

**Linda Gilkeson:**

[lindagilkeson.ca/](http://lindagilkeson.ca/)

**Vancouver Island Rock and Garden Society**

[virags.com](http://virags.com)

**Linda Chalker-Scott:**

[puyallup.wsu.edu/lcs/](http://puyallup.wsu.edu/lcs/)

**Steve Henning:**

[rhodyman.net/](http://rhodyman.net/)

**Rhododendron, Camelia, Magnolia**

[rhodogroup-rhs.org/](http://rhodogroup-rhs.org/)



### **Cowichan Valley Rhododendron Society**

A Chapter of the  
American Rhododendron Society  
c/o 3440 Gibbins Road  
Duncan, BC V0L 6E6  
[cowichanrhodos.ca](http://cowichanrhodos.ca)



### **2020-21 Executive**

**President:** *Barrie Agar*  
**Vice-President:** *Dorothy Kennedy*  
**Treasurer:** *Elisabeth Zoffman*  
**Secretary:** *Mary Pike*  
**Director-at-Large:** *Sandy Campbell*  
**Director-at-Large:** *Janice Moseley*  
**Director-at-Large:** *Laurie Moseley*  
**Director-at-Large:** *Tricia Guiguet*  
**Membership Chairperson:** *David Annis*

### **Convenors**

**Sunshine:** *Carrie Nelson*  
**Tea:** *Sandy Campbell*  
**Raffle:** *Hilda Gerrits*  
**Speaker Team Chair:** *Sandra Stevenson*  
**Fundraising:** *The Executive Team*  
**CVRS Garden Tours:** Vacant  
**CVRS Bus Tours:** Vacant  
**Library:** *Verna Buhler*  
**Newsletter:** *Verna Buhler*