

GDELT EVENT DATABASE

GLOBAL DATABASE OF EVENTS, LANGUAGE, AND TONE

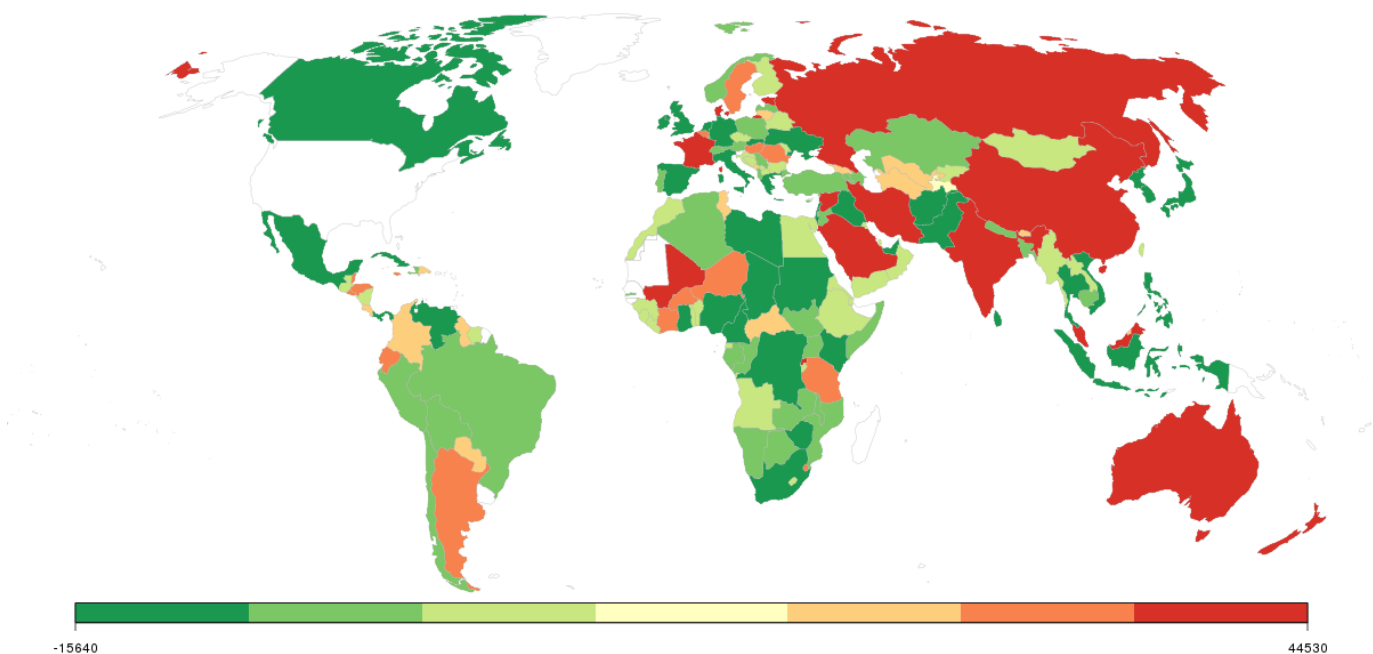
GDELT Global Material Conflict 48-Hour Trend Report: 12/22/2019

This report reflects major trends in global Material Conflict over the last 48 hours (12/20/2019 - 12/21/2019) compared with the preceding 48 hours (12/18/2019 - 12/19/2019) as reported by the GDELT (Global Database of Events, Language, and Tone) (<http://gdeltproject.org/>) event database. The top 10 countries exhibiting the greatest increase in Material Conflict in the last 48 hours compared with the previous 48 hours are examined in more detail in individual Country Detail briefings on the following pages. To better approximate the most "important" developments of each day, this report is based on the aggregate volume of global news articles reporting Material Conflict events in each country, rather than on the raw number of unique events. For example, the 2011 Egyptian Tahir Square protest would count as only a single "event," which would make Egypt appear relatively stable from a raw event count standpoint, but by measuring the volume of news coverage of that protest event, its global significance is immediately clear. Thus, from a technical standpoint, this report synthesizes macro-level change across the entire global news system each morning to identify those countries undergoing the greatest change in media coverage of Material Conflict events and thereby offers a reasonable approximation of the daily global consensus view of the most "important" emerging Material Conflict developments across the entire world.

For each country, the light grey map at top left of its profile page shows all Material Conflict events from the previous 48 hours for that country and the surrounding region. The black map to its right shows a gridded trend analysis where the region is broken into a regular grid and for each grid cell the difference in the number of Material Conflict events for that location in the last 48 hours is compared with the previous 48 hours. Grid cells that have not changed substantially or for which few events were reported during both periods are hidden, while cells with significant increases in conflict events are displayed in red and those with significant decreases are displayed in green. The size of the dot indicates the magnitude of the change, with larger dots indicating greater change. The colored barchart below the maps breaks down the affiliations of the Initiator (Actor1) and Victim (Actor2) of all events for the last and previous 48 hour periods, examining changes in the actors involved. To the right of the barchart are two tables drawn from the GDELT Global Knowledge Graph which display the themes and global locations appearing in coverage of Material Conflict for that country which exhibited the greatest increase in the most recent 48 hours. The Related Geography table compiles a list of all locations worldwide that are mentioned in coverage of Material Conflict events in that country and lists those that have increased the most. It is important to note that this table lists all locations mentioned in that coverage, irrespective of whether they were directly related to the Material Conflict events themselves. The end result is that this table captures the geographic "contextualization" of Material Conflict, of those locations inside and out of the country being swept up in that discussion, which could offer insights into related events, centerpoints of support or criticism, partnerships, and even potential contagion locations. Finally, at the bottom of the page is a timeline plotting a smoothed 48-hour following window average of the number of articles reporting Material Conflict events for that country over the last 30 days, instantly contextualizing the significance of the current increase.

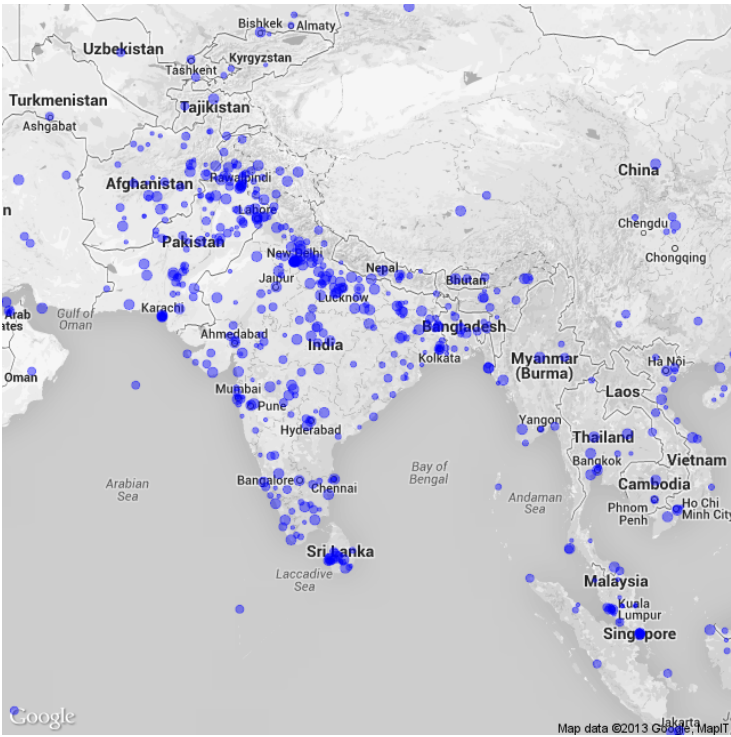
Please note that that this report is designed specifically to identify emerging global conflict trends and thus countries with sustained ongoing conflicts may have a lower ranking than a country with far less violence if the levels of unrest in the country have remained relatively stable over the past 48 hours compared with the preceding 48 hours. In other words, this is not a report on the most unstable countries, but rather a report on those countries undergoing the greatest change in media attention to their instability.

This report is provided as a highly experimental prototype service so please use caution when utilizing its findings.

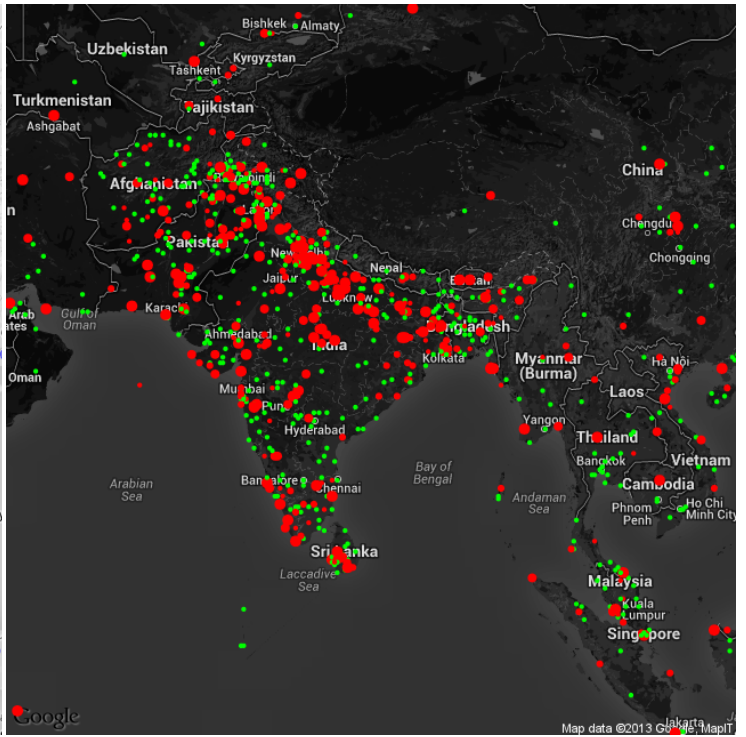


Change in Conflict Events Last 48 Hours vs Previous 48 Hours Worldwide

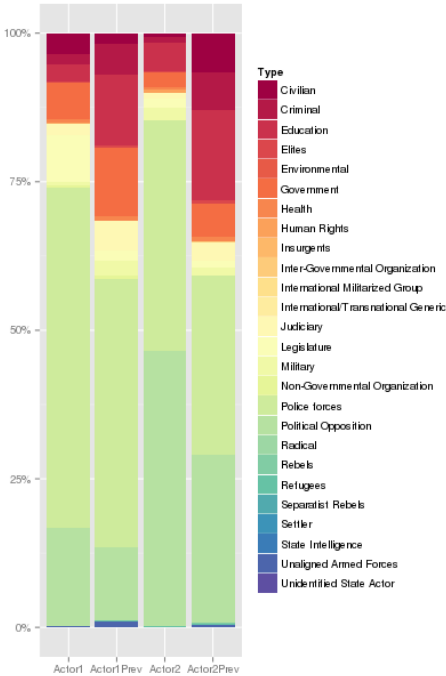
Country Detail - India (Material Conflict)



All Conflict Events Last 48 Hours



Change in Conflict Events Last 48 Hours vs Previous 48 Hours



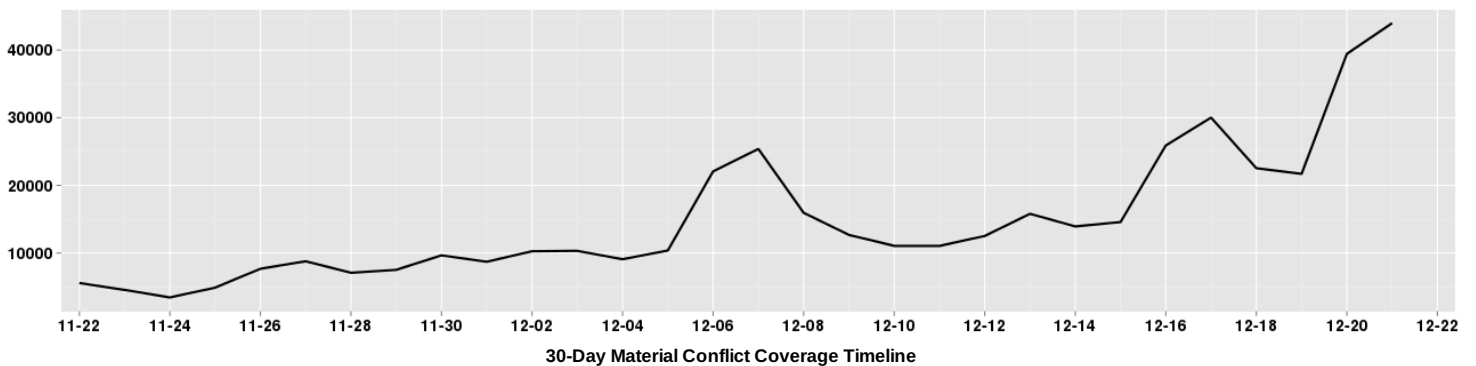
Conflict Actor Breakdown

Theme	+%
CRISISLEX_T03_DEAD	44%
KILL	42%
CRISISLEX_T11_UPDATE	30%
WB_2433_CONFLICT_AND_VIOLENCE	30%
ARMEDCONFLICT	28%
UNGP_CRIME_VIOLENCE	27%
VIOLENT_UNREST	24%
DISASTER_FIRE	24%
BORDER	23%
WB_137_WATER	23%
TAX_RELIGION_MOSQUE	23%
TAX_RELIGION_MOSQUES	21%
TAX_FNCACT_CHIEF	21%
CRISISLEX_T02_INJURED	20%
TAX_WEAPONS_WATER_CANNON	20%
UNREST_STONETHROWING	20%
MEDICAL	19%
TAX_FNCACT_POLICE_CHIEF	19%
CRISISLEX_T01_CAUTION_ADVICE	18%
TAX_FNCACT_DRIVER	18%
WB_2468_CONVENTIONAL_WAR	18%
WB_2462_POLITICAL_VIOLENCE_AND_WAR	17%
SOC_GENERALCRIME	17%
SOC_POINTSOFINTEREST_UNIVERSITIES	16%
BAN	16%
TAX_FNCACT_POLICEMEN	16%
TAX_RELIGION_HINDUS	15%
TAX_FNCACT_DIRECTOR	15%
TAX_WEAPONS_TEAR_GAS	15%
WB_2432_FRAGILITY_CONFLICT_AND_VIOLENCE	15%
UNREST_ASSEMBLY_BAN	14%
TAX_RELIGION_MUSLIMS	14%

Thematic Focus (Last/Prev)

Location	+%
Uttar Pradesh, Uttar Pradesh, India	38%
Lucknow, Uttar Pradesh, India	36%
Meerut, Uttar Pradesh, India	32%
Gorakhpur, Uttar Pradesh, India	29%
Firozabad, Uttar Pradesh, India	26%
Kanpur, Uttar Pradesh, India	21%
Saharanpur, Uttar Pradesh, India	18%
Kashmir, Jammu And Kashmir, India	18%
Mangalore, Karnataka, India	15%
Muzaffarnagar, Uttar Pradesh, India	15%
Varanasi, Uttar Pradesh, India	14%
Daryaganj, India (General), India	14%
Bahraich, Uttar Pradesh, India	13%
Sambhal, Uttar Pradesh, India	12%
Bareilly, Uttar Pradesh, India	12%
Mangaluru, Karnataka, India	11%
Jama Masjid, Delhi, India	11%
Ghaziabad, Uttar Pradesh, India	10%
Allahabad, Uttar Pradesh, India	10%
Shahjahanpur, Uttar Pradesh, India	8%
Aligarh, Uttar Pradesh, India	8%
Karnataka, Karnataka, India	8%
Bulandshahr, Uttar Pradesh, India	8%
Parbhani, Maharashtra, India	8%
Bijnor, Uttar Pradesh, India	8%
Moradabad, Uttar Pradesh, India	7%
Bangladesh	7%
Sultanpur, Uttar Pradesh, India	7%
Rampur, Uttar Pradesh, India	7%
Hamirpur, Uttar Pradesh, India	7%
Afghanistan	6%
Bhagalpur, Bihar, India	6%
Old Delhi, Delhi, India	6%
Hardoi, Uttar Pradesh, India	6%
Thiruvananthapuram, Kerala, India	6%

Related Geography (Last/Prev)



30-Day Material Conflict Coverage Timeline

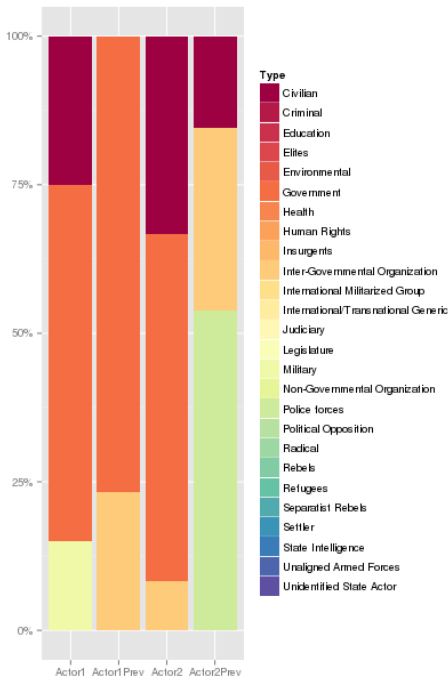
Country Detail - Estonia (Material Conflict)



All Conflict Events Last 48 Hours



Change in Conflict Events Last 48 Hours vs Previous 48 Hours



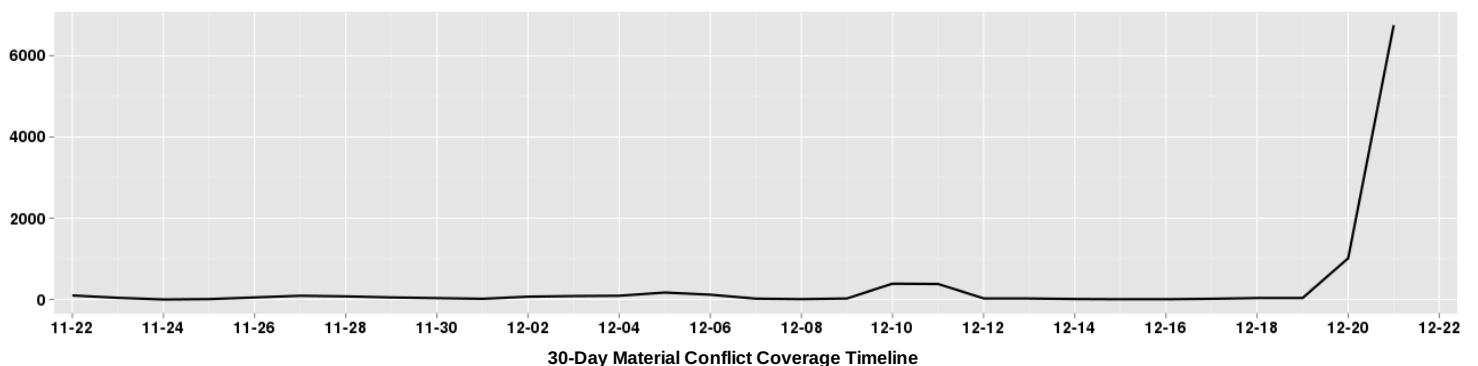
Conflict Actor Breakdown

Theme	+%
SOC_POINTSOFINTEREST_MILITARY_BASE	79%
TAX_FNCFACT_PRIME_MINISTER	79%
TAX_FNCFACT_TROOPS	75%
TAX_FNCFACT_QUEEN	74%
TAX_FNCFACT_MINISTER	64%
SOC_POINTSOFINTEREST	63%
BORDER	58%
LEADER	46%
TAX_FNCFACT_WOMEN	45%
TAX_FNCFACT_ADVISER	43%
TAX_FNCFACT_SECRETARY	43%
WB_2943_SWITCHES	42%
EPU_CATS_TRADE_POLICY	42%
WB_667_ICT_INFRASTRUCTURE	42%
INFO_RUMOR	42%
WB_672_NETWORK_MANAGEMENT	42%
TAX_POLITICAL_PARTY_CONSERVATIVE_PARTY	42%
ECON_FREETRADE	42%
WB_2575_TRADE_POLICY_AND_INVESTMENT_AGREEMENTS	42%
TAX_ECON_FREETRADEAGREEMENTS_FREE_TRADE_AGREEMENT	42%
WB_2581_PREFERENTIAL_TRADE_AND_INVESTMENT_AGREEMENTS	42%
TAX_FNCFACT_CABINET_MINISTER	42%
TAX_MILITARY_TITLE	41%
TAX_ECON_FREETRADEAGREEMENTS	41%
WB_775_TRADE_POLICY_AND_INTEGRATION	41%
WB_133_INFORMATION_AND_COMMUNICATION_TECHNOLOGIES	39%
TAX_FNCFACT_CHIEFS	39%
WB_678_DIGITAL_GOVERNMENT	39%
TAX_MILITARY_TITLE_SOLDIERS	37%
TAX_FNCFACT_SOLDIERS	37%
WB_698_TRADE	37%
EPU_CATS_NATIONAL_SECURITY	35%
TAX_WORLDLANGUAGES_IRISH	35%

Thematic Focus (Last/Prev)

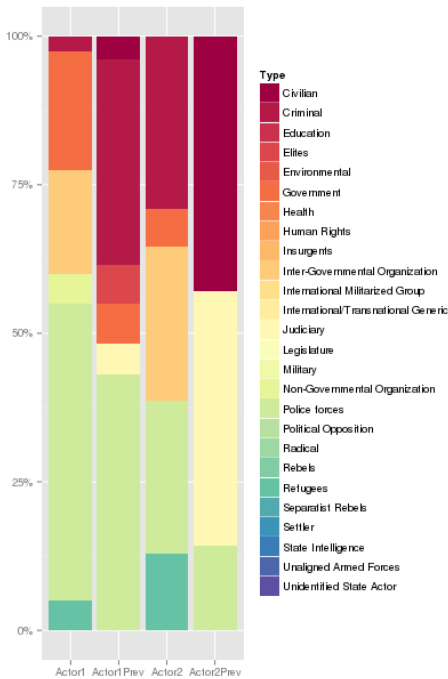
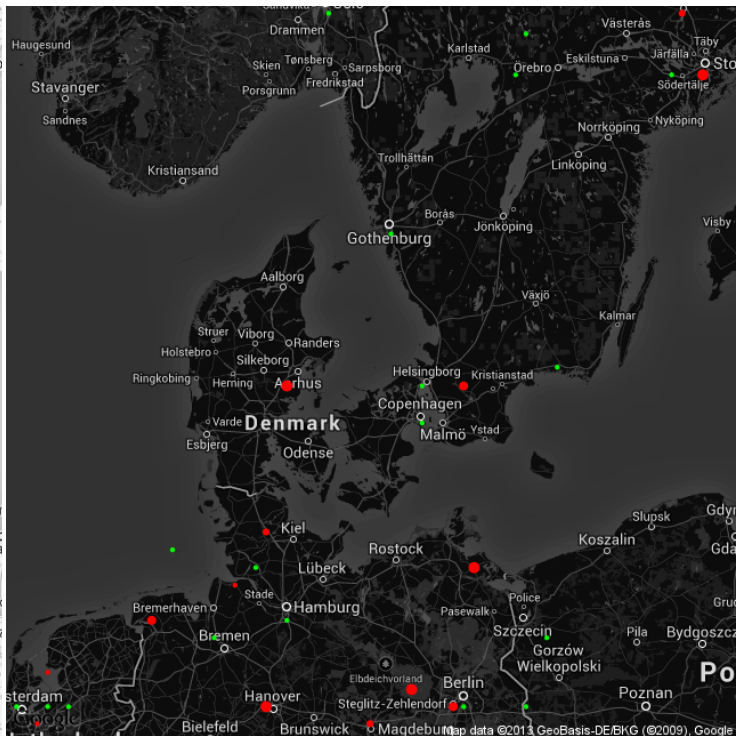
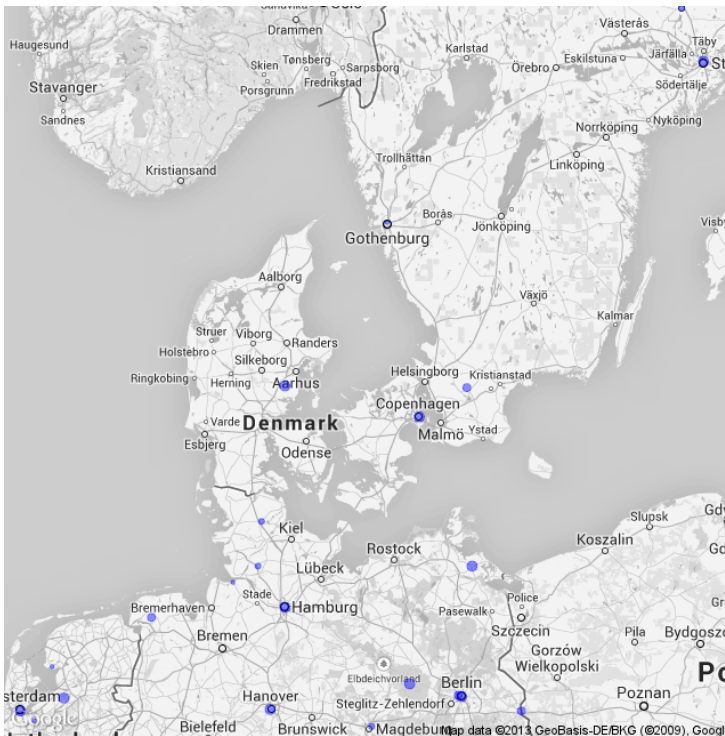
Location	+%
Denmark	78%
United Kingdom	74%
Tallinn, Harjumaa, Estonia	60%
France	49%
Dublin, Dublin, Ireland	41%
Brussels, Bruxelles-Capitale, Belgium	34%
Ireland	27%
Glasgow, Glasgow City, United Kingdom	25%
Russia	20%
Northamptonshire, Northamptonshire, United Kingdom	12%
Croughton, Northamptonshire, United Kingdom	12%
White House, District Of Columbia, United States	10%
Baltic Sea, Oceans (General), Oceans	1%
Whitehall, Orkney Islands, United Kingdom	0%
Riyadh, Ar Riya'?, Saudi Arabia	0%
Lima, Lima, Peru	0%
Istanbul, Istanbul, Turkey	0%
Bangladesh	0%
Brussel, Bruxelles-Capitale, Belgium	0%
Salisbury, Mashonaland East, Zimbabwe	0%
Leila, LÄEma, Estonia	0%
Petersburg, Sankt-Peterburg, Russia	0%
Tapa, LÄE-Virumaa, Estonia	0%
Port Stanley, Falkland Islands (Islas Malvinas) (General), Falkland Islands (Islas Malvinas)	0%
Nicaragua	0%
Manila, Manila, Philippines	0%
Wimborne, Dorset, United Kingdom	0%
Myanmar	0%
Palm Springs, California, United States	0%
San Francisco, California, United States	0%
Philippine, Benguet, Philippines	0%
Jerusalem, Israel (General), Israel	0%
Agartala, Tripura, India	0%
Hawaii, United States	0%
Northem Ireland, Craigawon, United Kingdom	0%

Related Geography (Last/Prev)



30-Day Material Conflict Coverage Timeline

Country Detail - Denmark (Material Conflict)

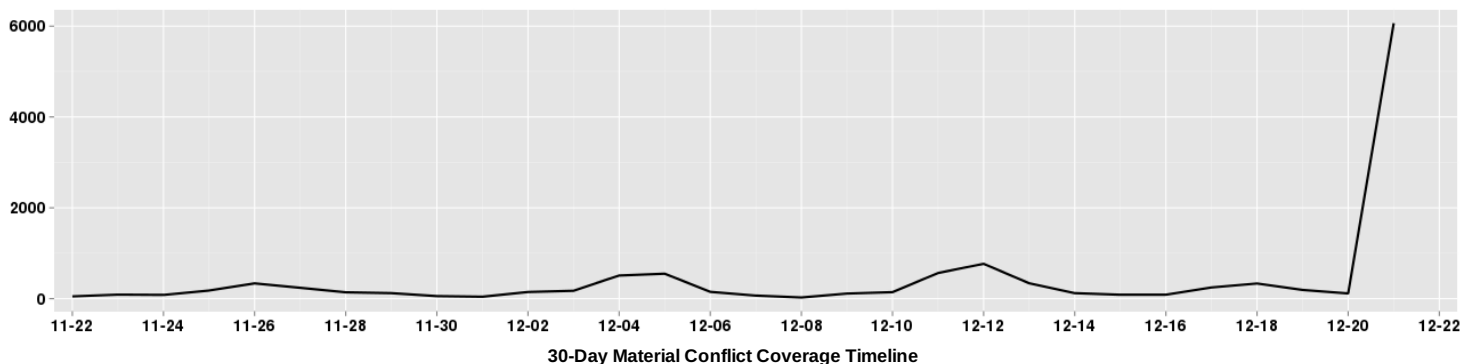


Theme	+%
TAX_WORLDLANGUAGES_ESTONIAN	72%
TAX_FNCACT_QUEEN	71%
BORDER	70%
SOC_POINTSOFINTEREST_MILITARY_BASE	69%
SOC_POINTSOFINTEREST	68%
TAX_FNCACT_TROOPS	68%
TAX_FNCACT_MINISTER	60%
WB_678_DIGITAL_GOVERNMENT	55%
WB_133_INFORMATION_AND_COMMUNICATION_TECHNOLOGIES	53%
LEADER	53%
EPU_CATS_TRADE_POLICY	51%
EPU_CATS_NATIONAL_SECURITY	50%
TAX_FNCACT_PRIME_MINISTER	49%
TAX_WORLDLANGUAGES_RUSSIA	48%
TAX_FNCACT_WOMEN	47%
TAX_FNCACT_CHIEF	44%
TAX_FNCACT_LEADER	43%
EPU_POLICY_POLITICAL	43%
TAX_FNCACT_SECRETARY	42%
MEDIA_MSM	41%
WB_713_PUBLIC_FINANCE	38%
WB_1045_TREASURY	38%
TAX_ECON_FREETRADEAGREEMENTS	38%
TAX_FNCACT_ADVISER	38%
WB_667 ICT_INFRASTRUCTURE	38%
WB_2943_SWITCHES	37%
WB_672_NETWORK_MANAGEMENT	37%
ECON_FREETRADE	37%
WB_2575_TRADE_POLICY_AND_INVESTMENT_AGREEMENTS	37%
TAX_FNCACT_CHIEFS	37%
TAX_ECON_FREETRADEAGREEMENTS_FREE_TRADE_AGREEMENT	37%
WB_2581_PREFERENTIAL_TRADE_AND_INVESTMENT_AGREEMENTS	37%

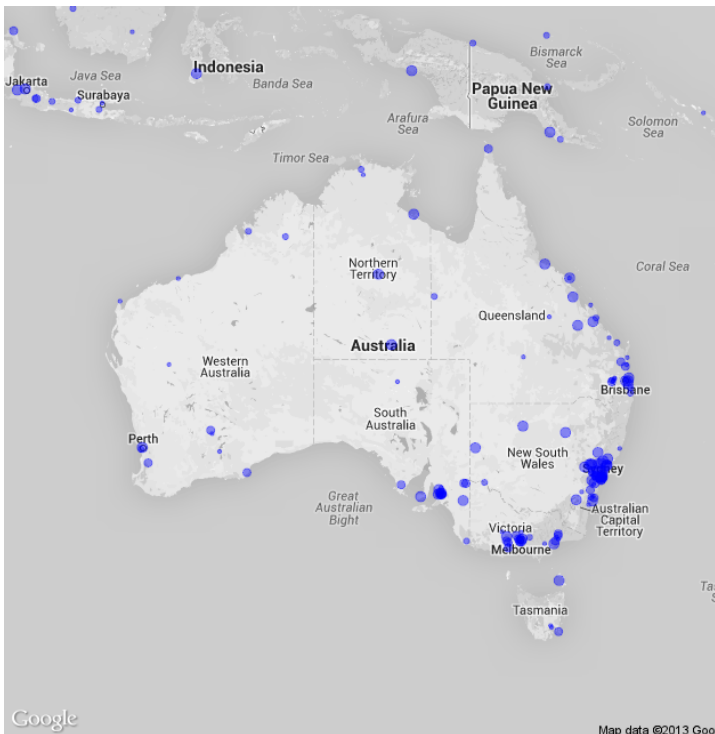
Thematic Focus (Last/Prev)

Location	+%
Estonia	72%
Tallinn, Harjumaa, Estonia	70%
United Kingdom	63%
France	60%
Russia	55%
Dublin, Dublin, Ireland	37%
Brussels, Bruxelles-Capitale, Belgium	33%
Ireland	32%
Glasgow, Glasgow City, United Kingdom	22%
Geneva, Genève, Switzerland	13%
Dominican Republic	13%
Tanzania	13%
Solomon Islands	13%
Johannesburg, Gauteng, South Africa	13%
National Defense University, District Of Columbia, United States	13%
Kiribati	13%
Panama	13%
Angola	13%
El Salvador	13%
Windhoek, Khomas, Namibia	13%
Beijing, Beijing, China	12%
Uganda	12%
South China Sea, Brunei (General), Brunei	12%
Sydney, New South Wales, Australia	12%
Carnegie Endowment For International Peace, District Of Columbia, United States	12%
Stockholm, Stockholm, Sweden	12%
South Africa	11%
Xinjiang, Jiangxi, China	11%
Mozambique	11%
Taiwan	11%
Paris, France (General), France	10%
Ethiopia	9%
Afghanistan	8%
Hong Kong	6%
Poland	6%

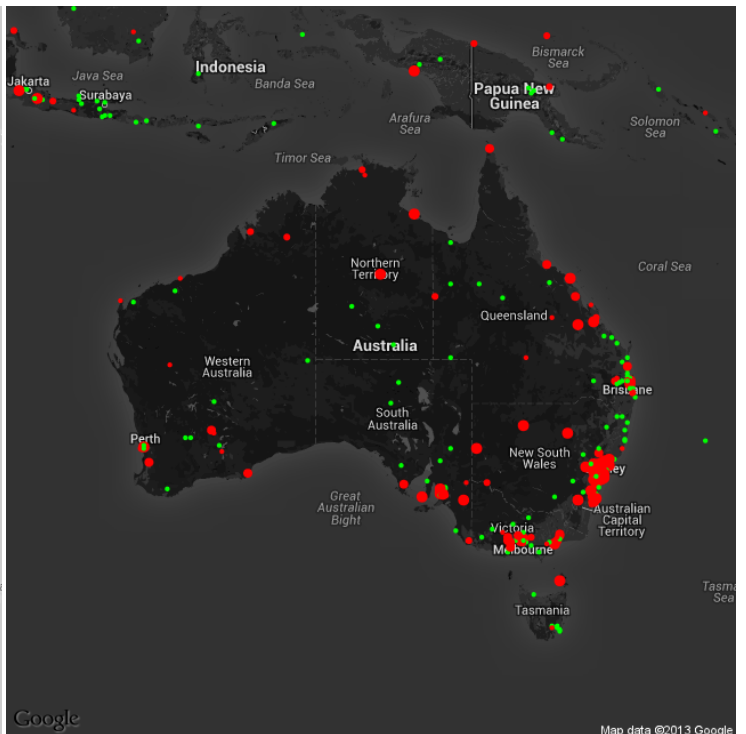
Related Geography (Last/Prev)



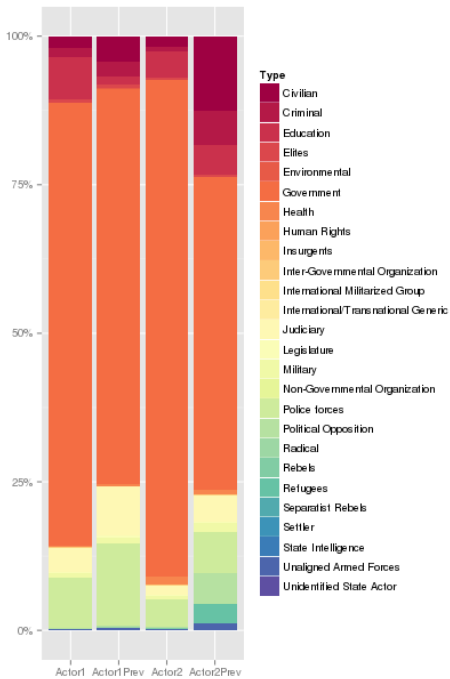
Country Detail - Australia (Material Conflict)



All Conflict Events Last 48 Hours



Change in Conflict Events Last 48 Hours vs Previous 48 Hours



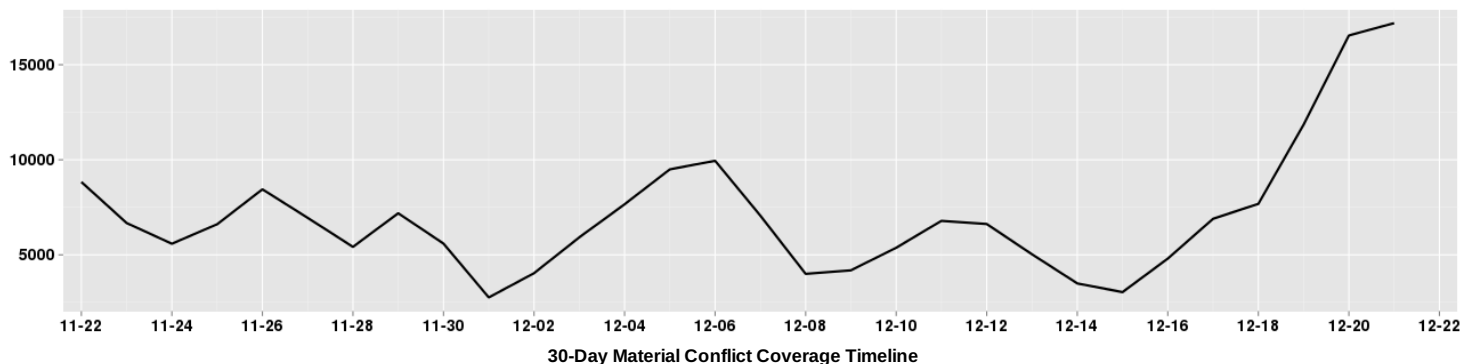
Conflict Actor Breakdown

Theme	+%
CRISISLEX_C07_SAFETY	34%
CRISISLEX_T03_DEAD	34%
CRISISLEX_T02_INJURED	34%
TAX_FNCACT_VOLUNTEER	33%
RURAL	32%
CRISISLEX_T11_UPDATESSYMPATHY	32%
AFFECT	30%
KILL	29%
NATURAL_DISASTER_BUSHFIRES	27%
GEN_HOLIDAY	27%
WOUND	27%
SOC_EXPRESSREGRET	26%
DISASTER_FIRE	25%
TAX_FNCACT_POLICE	23%
SECURITY_SERVICES	22%
MANMADE_DISASTER_IMPLIED	22%
ARMEDCONFLICT	21%
TAX_FNCACT_COMMISSIONER	20%
TAX_FNCACT_PRIME_MINISTER	20%
TAX_FNCACT_MINISTER	20%
TAX_FNCACT_CHILDREN	19%
MEDIA_MSM	19%
SOC_POINTSOFINTEREST_HEADQUARTERS	18%
TAX_FNCACT_VICTIMS	18%
CRISISLEX_T01_CAUTION_ADVICE	17%
EPU_CATS_MIGRATION_FEAR_FEAR	16%
NATURAL_DISASTER	16%
CRISISLEX_T08_MISSINGFOUNDTRAPPEDPEOPLE	16%
CRISISLEX_CRISISLEXREC	15%
LEADER	15%
TAX_FNCACT_FATHERS	15%
WB_435_AGRICULTURE_AND_FOOD_SECURITY	15%
TAX_FNCACT_MARSHALL	14%
WB_177_ANIMAL_PRODUCTION	14%

Thematic Focus (Last/Prev)

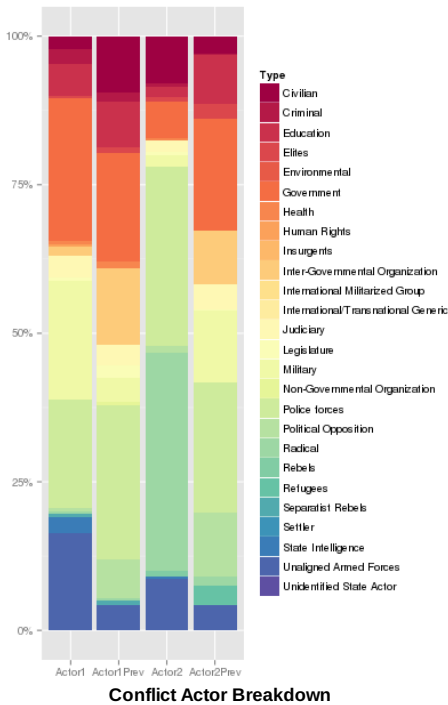
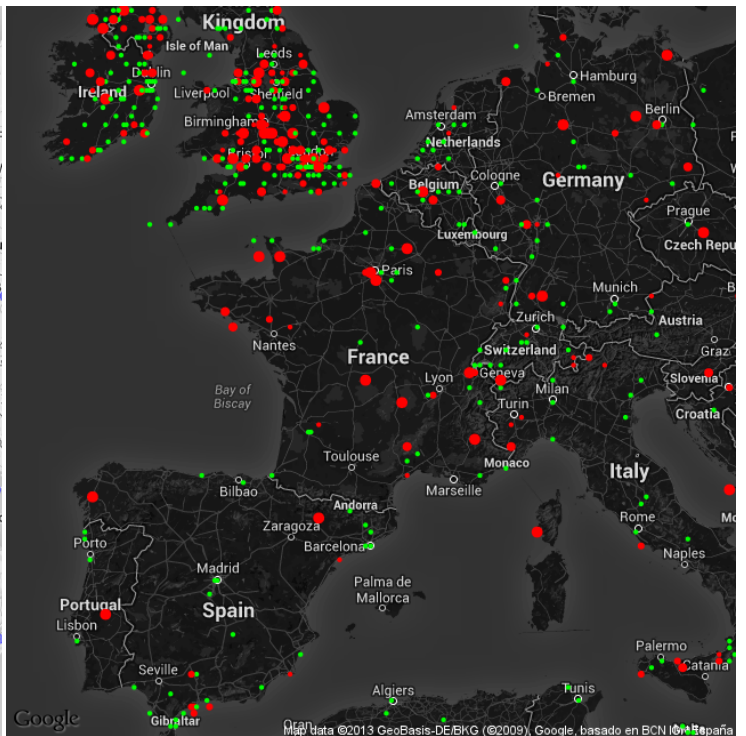
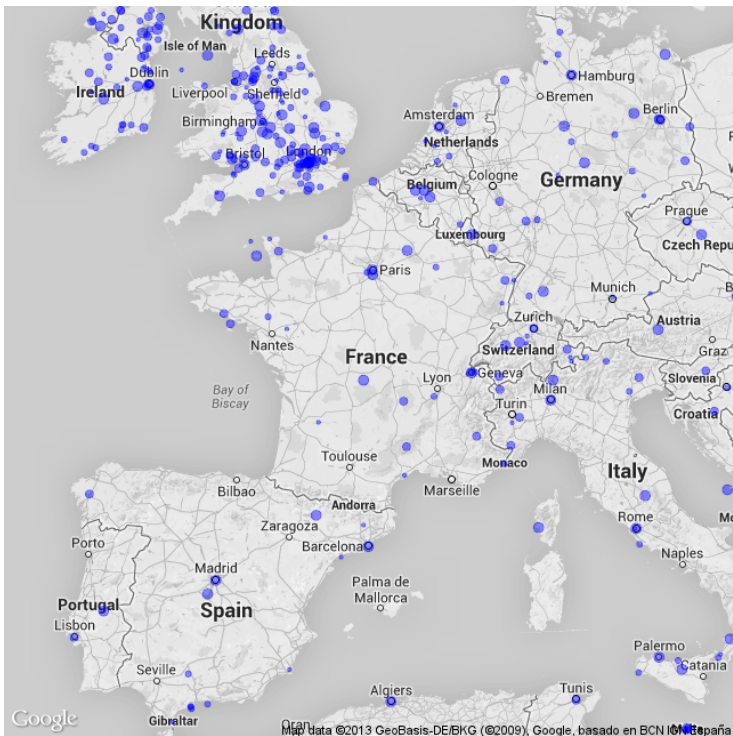
Location	+%
Hawaii, United States	37%
Adelaide, South Australia, Australia	25%
Sydney, New South Wales, Australia	18%
White Island, Northern Territory, Australia	15%
Melbourne, Victoria, Australia	12%
Green Wattle Creek, New South Wales, Australia	12%
Horsley Park, New South Wales, Australia	8%
Cudlee Creek, South Australia, Australia	8%
Bilpin, New South Wales, Australia	7%
Lameroo, South Australia, Australia	6%
Gospers Mountain, New South Wales, Australia	5%
Japan	4%
Kangaroo Island, Tasmania, Australia	4%
Ireland	3%
Gippsland, Victoria, Australia	3%
Port Augusta, South Australia, Australia	3%
Italy	3%
Poland	3%
New Mexico, United States	3%
Santa Fe, Santa Fe, Argentina	3%
Vatican City	3%
Kentucky, United States	3%
Argentina	3%
Rome, Lazio, Italy	3%
Tahmoor, New South Wales, Australia	3%
Kirribilli, New South Wales, Australia	3%
Lobethal, South Australia, Australia	3%
Chile	2%
Canberra, Australian Capital Territory, Australia	2%
Blue Mountains, Queensland, Australia	2%
Central Coast, New South Wales, Australia	2%
Coonalpyn, South Australia, Australia	2%
India	2%
Lenswood, South Australia, Australia	2%
Tambo Crossing, Victoria, Australia	2%

Related Geography (Last/Prev)



30-Day Material Conflict Coverage Timeline

Country Detail - France (Material Conflict)

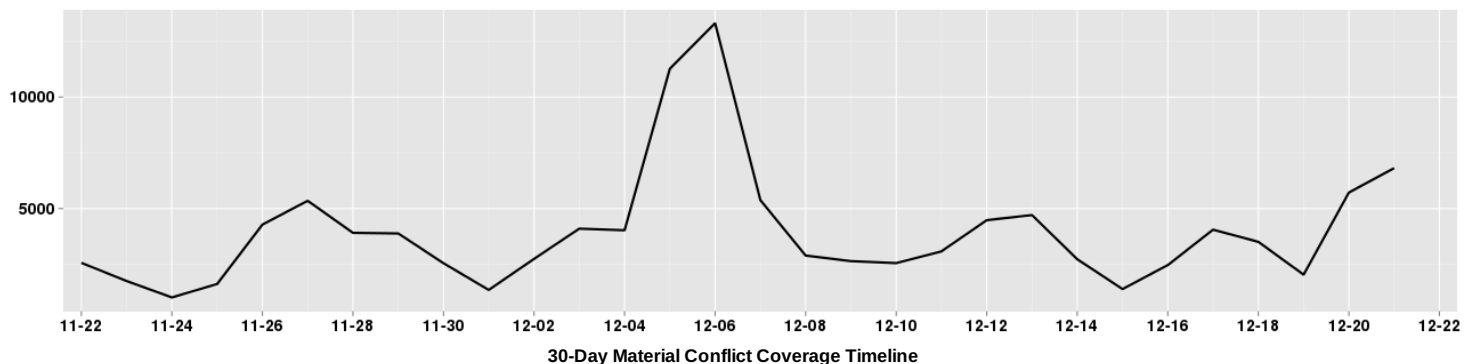


Theme	+%
BORDER	21%
TAX_FNCACT_TROOPS	20%
TAX_FNCACT_SOLDIERS	19%
TAX_MILITARY_TITLE_SOLDIERS	19%
MILITARY	17%
SOC_POINTSOFINTEREST_MILITARY_BASE	17%
EPU_CATS_NATIONAL_SECURITY	15%
TAX_WORLDLANGUAGES_ESTONIAN	15%
TAX_FNCACT_QUEEN	13%
TAX_FNCACT_PRIME_MINISTER	12%
TAX_MILITARY_TITLE	11%
EPU_CATS_TRADE_POLICY	10%
TAX_FNCACT_MINISTER	10%
ECON_MONOPOLY	9%
INFO_RUMOR	9%
WB_698_TRADE	9%
TAX_WORLDLANGUAGES_IRISH	8%
TAX_ECON_FREETRADEAGREEMENTS	8%
WB_2581_PREFERENTIAL_TRADE_AND_INVESTMENT_AGREEMENTS	8%
TAX_ECON_FREETRADEAGREEMENTS_FREE_TRADE_AGREEMENT	8%
WB_2943_SWITCHES	8%
ECON_FREETRADE	8%
WB_2575_TRADE_POLICY_AND_INVESTMENT_AGREEMENTS	8%
WB_1045_TREASURY	7%
WB_672_NETWORK_MANAGEMENT	7%
TAX_FNCACT_ADVISER	7%
WB_775_TRADE_POLICY_AND_INTEGRATION	7%
WB_713_PUBLIC_FINANCE	7%
TAX_WORLDLANGUAGES_LOMBARD	7%
TAX_RELIGION_ISLAMIC	7%
UNREST_BELLIGERENT	7%
EPU_CATS_REGULATION	7%

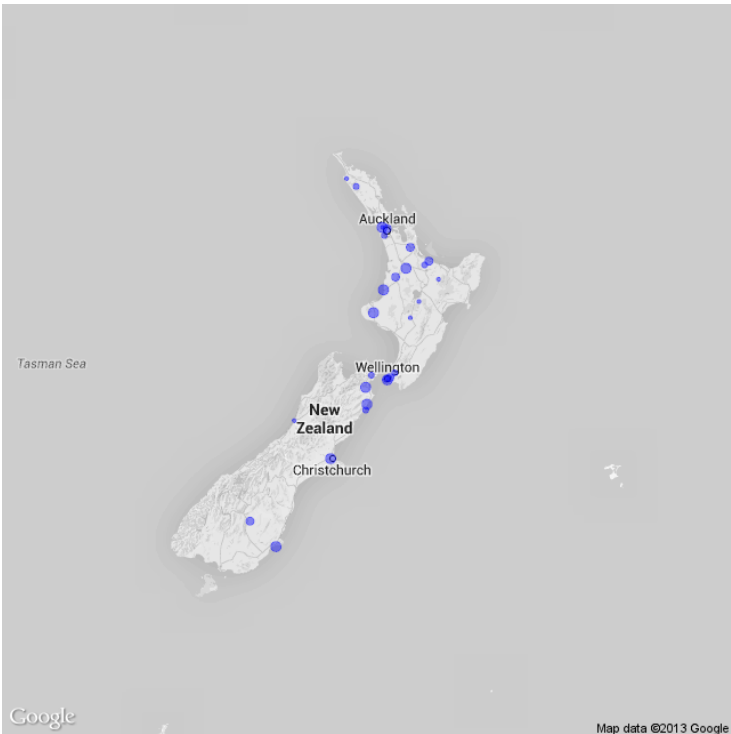
Thematic Focus (Last/Prev)

Location	+%
Denmark	16%
Tallinn, Harjumaa, Estonia	15%
Estonia	14%
Cote D'Ivoire	11%
Mali	11%
Abidjan, Lagunes, Cote D'Ivoire	10%
Brussels, Bruxelles-Capitale, Belgium	9%
Burkina Faso	8%
Dublin, Dublin, Ireland	8%
Mopti, Mopti, Mali	7%
Ireland	6%
Glasgow, Glasgow City, United Kingdom	4%
Niger	4%
United Kingdom	4%
Bouake, Region De La Vallee Du Bandama, Cote D'Ivoire	3%
Mauritania	3%
Niamey, Niamey, Niger	2%
Beirut, Beyrouth, Lebanon	2%
Beijing, Beijing, China	2%
South Africa	2%
Tanzania	1%
Geneva, GenA, Switzerland	1%
Dominican Republic	1%
Panama	1%
Stockholm, Stockholm, Sweden	1%
Russia	1%
Mozambique	1%
Kinshasa	1%
National Defense University, District Of Columbia, United States	1%
Solomon Islands	1%
Koufa, Mali (General), Mali	1%
Windhoek, Khomas, Namibia	1%
Ajaccio, Corse, France	1%
Granada, AndalucASp, Spain	1%
Huelva, AndalucASp, Spain	1%

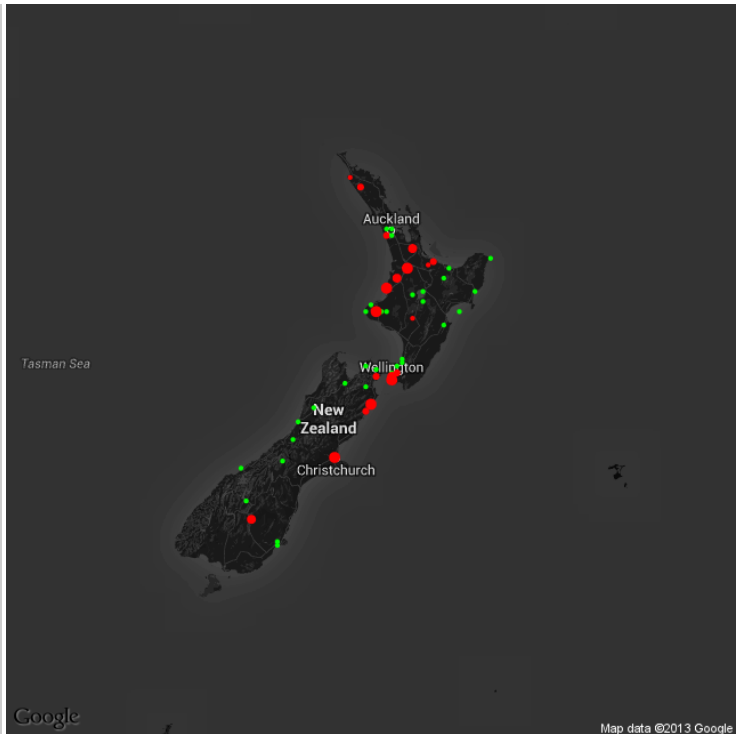
Related Geography (Last/Prev)



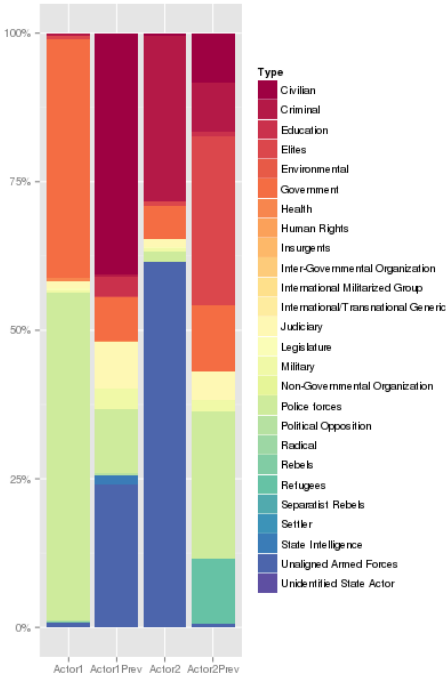
Country Detail - New Zealand (Material Conflict)



All Conflict Events Last 48 Hours



Change in Conflict Events Last 48 Hours vs Previous 48 Hours



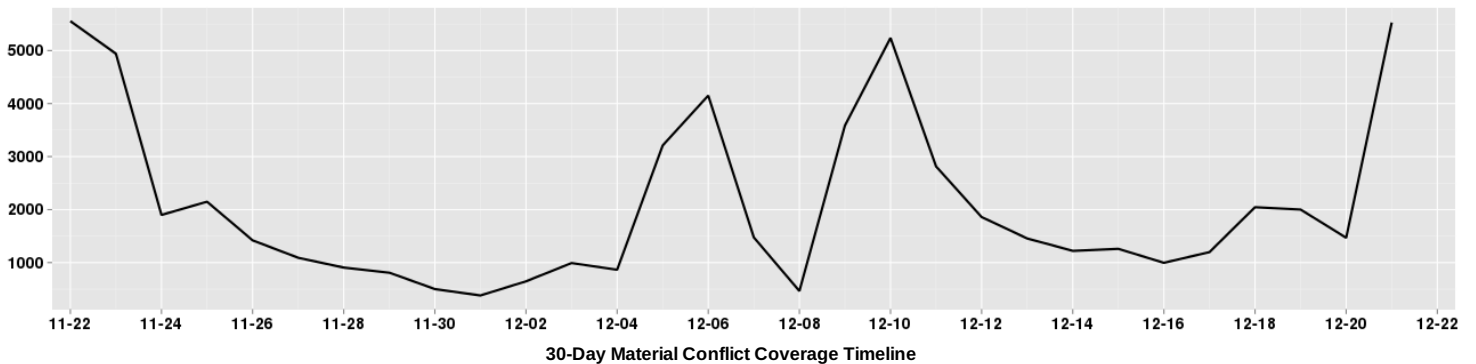
Conflict Actor Breakdown

Theme	+%
BAN	51%
TAX_WEAPONS_GUNS	45%
FIREARM_OWNERSHIP	45%
TAX_RELIGION_MOSQUES	44%
TAX_WEAPONS_FIREARMS	43%
TAX_WEAPONS_GUN	43%
TAX_WEAPONS_FIREARM	37%
TAX_FNCACT_CRIMINALS	36%
GENERAL_GOVERNMENT	34%
EPU_POLICY_GOVERNMENT	33%
WB_2445_NON_STATE_SECURITY_ACTORS	31%
WB_2452_GANGS	31%
ORGANIZED_CRIME	31%
TERROR	31%
TAX_FNCACT_SPOKESWOMAN	30%
TAX_RELIGION_MOSQUE	29%
WB_2462_POLITICAL_VIOLENCE_AND_WAR	28%
SEIZE	27%
UNGP_CRIME_VIOLENCE	26%
WB_2467_TERRORISM	26%
ECON_WORLDDCURRENCIES_NEW_ZEALAND_DOLLARS	26%
WB_2433_CONFLICT_AND_VIOLENCE	24%
EPU_POLICY_AUTHORITIES	21%
TAX_FNCACT_AUTHORITIES	21%
WB_724_HUMAN_RESOURCES_FOR_PUBLIC_SECTOR	20%
WB_2048_COMPENSATION_CAREERS_AND_INCENTIVES	20%
WB_723_PUBLIC_ADMINISTRATION	20%
TAX_FNCACT_POLICE	19%
SECURITY_SERVICES	19%
CRISISLEX_C07_SAFETY	19%
TAX_FNCACT_MINISTER	19%
EPU_CATS_NATIONAL_SECURITY	16%
LEADER	14%

Thematic Focus (Last/Prev)

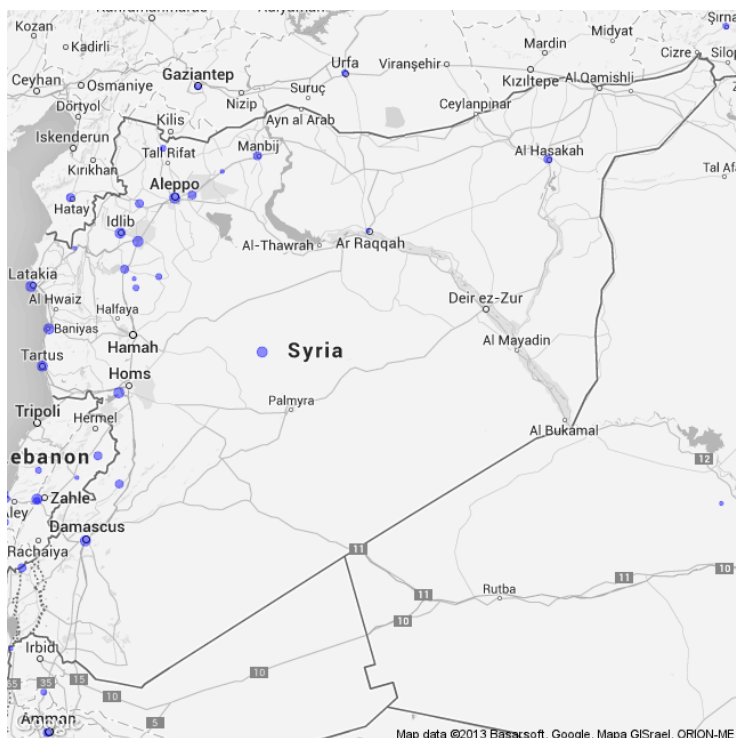
Location	+%
Taranaki, Taranaki, New Zealand	8%
Awakino, New Zealand (General), New Zealand	7%
Riccarton, New Zealand (General), New Zealand	7%
Mangere, New Zealand (General), New Zealand	3%
Gisborne, Victoria, Australia	3%
Melbourne, Victoria, Australia	3%
Mount Eden, New Zealand (General), New Zealand	2%
Whangaparaoa, New Zealand (General), New Zealand	2%
Manukau Harbour, New Zealand (General), New Zealand	2%
Onehunga, New Zealand (General), New Zealand	2%
Huka Falls, New Zealand (General), New Zealand	2%
Manukau, New Zealand (General), New Zealand	2%
Sunshine Coast, Queensland, Australia	2%
Red Beach, New Zealand (General), New Zealand	2%
Heme Bay, New Zealand (General), New Zealand	2%
Point Chevalier, New Zealand (General), New Zealand	2%
Port Arthur, Tasmania, Australia	2%
Hawaii, United States	1%
Blenheim, New Zealand (General), New Zealand	1%
Tonga	1%
Texas, United States	1%
Greymouth, New Zealand (General), New Zealand	1%
South Island, New Zealand (General), New Zealand	1%
Petone, New Zealand (General), New Zealand	1%
Samoa	1%
Perth, Western Australia, Australia	1%
Queretaro, Queretaro De Arteaga, Mexico	1%
Marsden Point, New Zealand (General), New Zealand	1%
Paeroa, New Zealand (General), New Zealand	1%
Invercargill, New Zealand (General), New Zealand	1%
Bangladesh	1%
Hawkes Bay, Hawke's Bay, New Zealand	1%
Avondale, New Zealand (General), New Zealand	1%
Lambton, New South Wales, Australia	1%
Albert Park, Victoria, Australia	1%

Related Geography (Last/Prev)

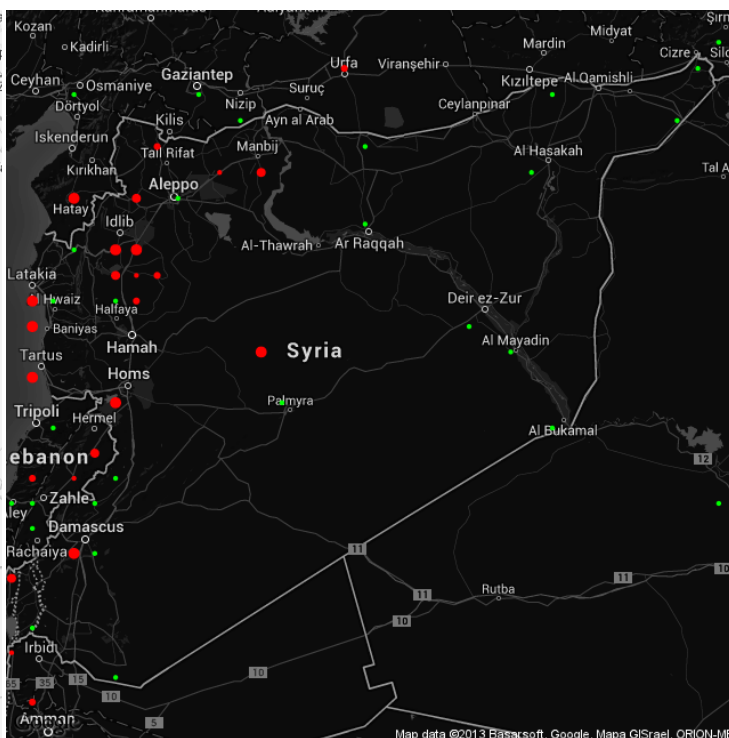


30-Day Material Conflict Coverage Timeline

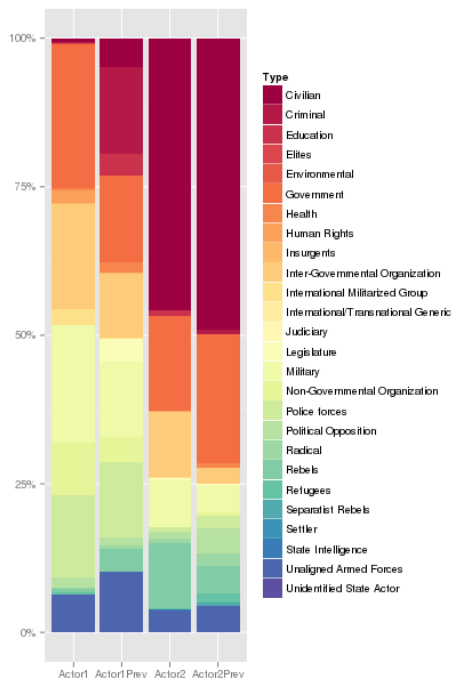
Country Detail - Syria (Material Conflict)



All Conflict Events Last 48 Hours



Change in Conflict Events Last 48 Hours vs Previous 48 Hours



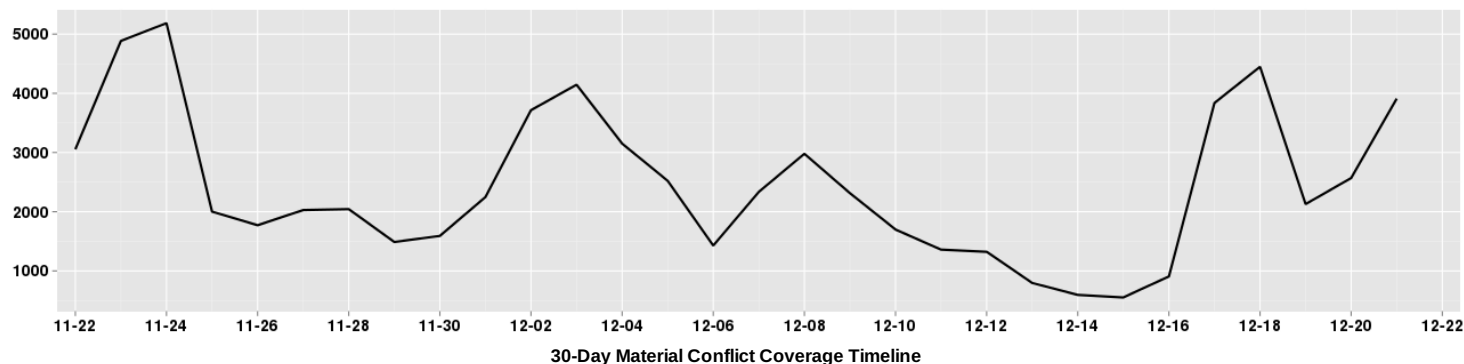
Conflict Actor Breakdown

Theme	+%
WB_2451_REBELS_GUERRILLAS_AND_INSURGENTS	31%
WB_2445_NON_STATE_SECURITY_ACTORS	26%
CRISISLEX_T01_CAUTION_ADVICE	26%
TERROR	25%
DISPLACED	24%
WB_2433_CONFLICT_AND_VIOLENCE	24%
CRISISLEX_C04_LOGISTICS_TRANSPORT	23%
SELF_IDENTIFIED_HUMAN_RIGHTS	23%
MANMADE_DISASTER_IMPLIED	23%
SELF_IDENTIFIED_HUMANITARIAN_CRISIS	22%
SHORTAGE	22%
TAX_WORLDMMAMMALS_HUMAN	22%
CRISISLEX_T03_DEAD	21%
WB_2298_REFINERIES	19%
CEASEFIRE	19%
AFFECT	18%
BORDER	18%
WB_2203_HUMAN_RIGHTS	18%
KILL	17%
WB_548_PPP_IN_OIL_AND_GAS	16%
WB_2432_FRAGILITY_CONFLICT_AND_VIOLENCE	16%
WB_539_OIL_AND_GAS_POLICY_STRATEGY_AND_INSTITUTIONS	16%
WB_507_ENERGY_AND_EXTRACTIVES	16%
CRISISLEX_CRISISLEXREC	15%
DRONES	15%
CLAIM_CREDIT	15%
WB_168_ROADS_AND_HIGHWAYS	14%
WB_1809_HIGHWAYS	14%
ACT_MAKESTATEMENT	14%
ENV_NATURALGAS	14%
WOUND	14%
DISASTER_FIRE	14%
ENV_OIL	13%
CRISISLEX_T02_INJURED	13%

Thematic Focus (Last/Prev)

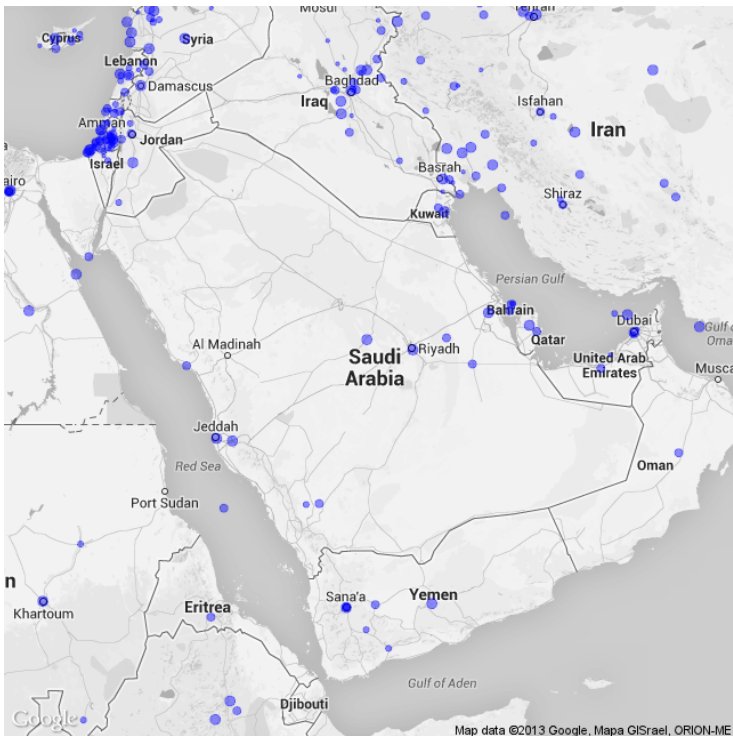
Location	+%
Idlib, Idlib, Syria	30%
Beirut, Beyrouth, Lebanon	22%
Sarajevo, Idlib, Syria	20%
Damascus, Dimashq, Syria	18%
Banias, Tartus, Syria	15%
Tartous, Tartus, Syria	15%
Jordan	13%
Aleppo, ?Alab, Syria	10%
Saudi Arabia	8%
Saraqib, Idlib, Syria	4%
Iran	3%
New York, United States	2%
Komsomolskaya, Orenburgskaya Oblast', Russia	1%
Lyubyanka, Kurskaya Oblast', Russia	1%
Moscow, Moskva, Russia	1%
Geneva, GenA', Switzerland	1%
Sarajevo, Federation Of Bosnia And Herzegovina, Bosnia Herzegovina	1%
Bosnia-Herzegovina	1%
Baman, Idlib, Syria	1%
United Arab Emirates	1%
Bolivia	1%
Ramtha, Al Qunaytirah, Syria	0%
Honduras	0%
Borenkov, Kurskaya Oblast', Russia	0%
Al-Hamidiyah, ?Alab, Syria	0%
Dominican Republic	0%
Haiti	0%
Zarzur, ?Alab, Syria	0%
Cole Harbour, Nova Scotia, Canada	0%
Kabul, Kabol, Afghanistan	0%
Mardikh, Idlib, Syria	0%
Maarrat, Idlib, Syria	0%
Peru	0%
Shalamchek, Khuzestan, Iran	0%
Dover, Pennsylvania, United States	0%

Related Geography (Last/Prev)

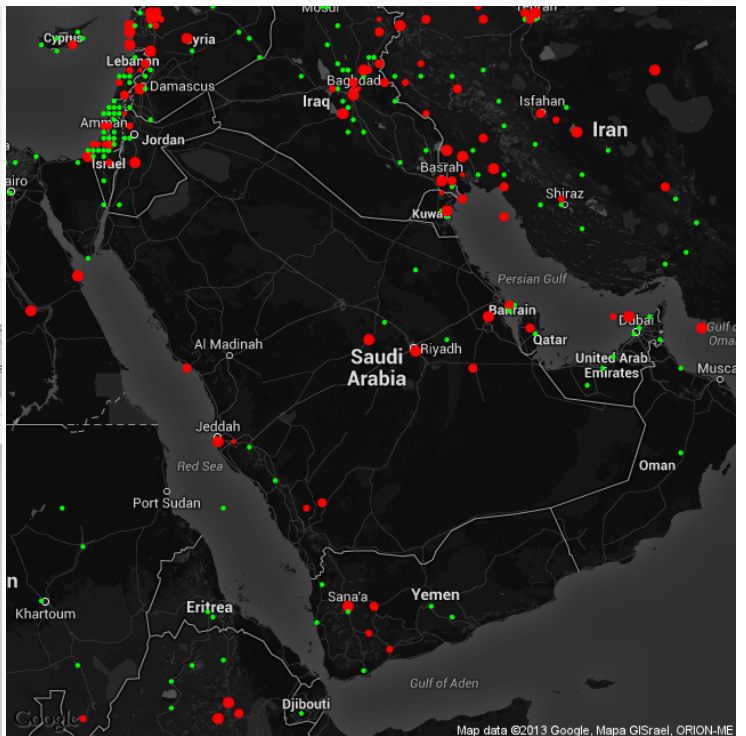


30-Day Material Conflict Coverage Timeline

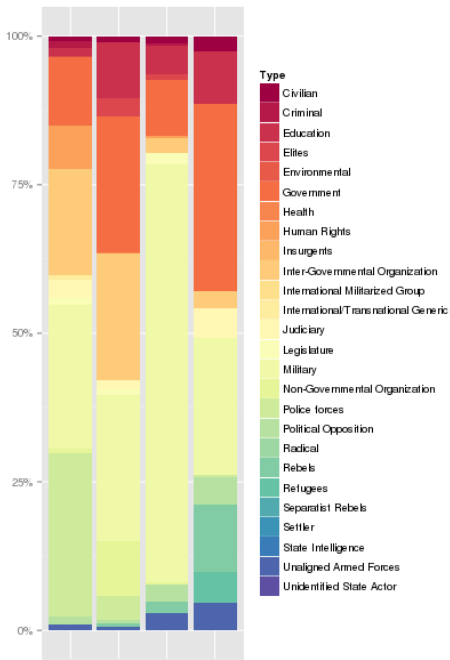
Country Detail - Saudi Arabia (Material Conflict)



All Conflict Events Last 48 Hours



Change in Conflict Events Last 48 Hours vs Previous 48 Hours



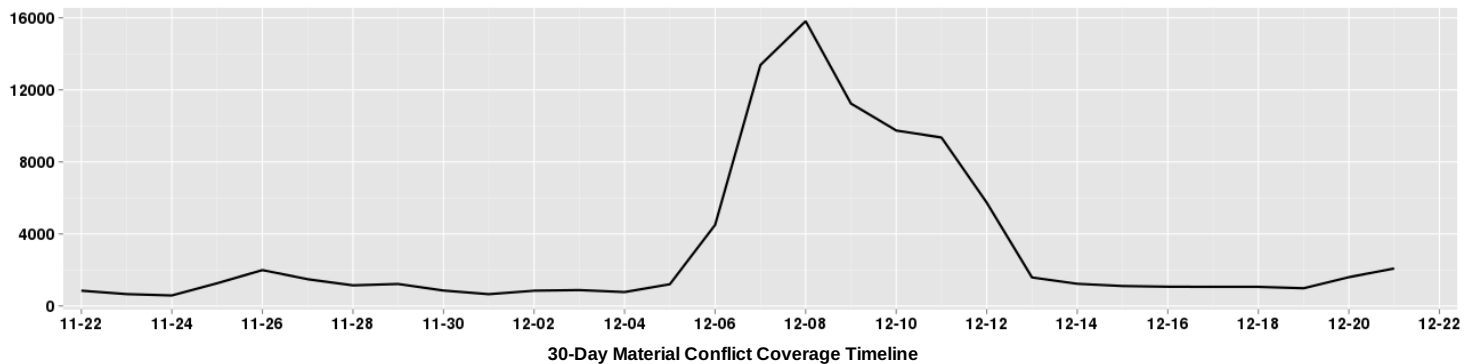
Conflict Actor Breakdown

Theme	+%
MEDIA_SOCIAL	30%
WB_678_DIGITAL_GOVERNMENT	22%
ELECTION	20%
WB_133_INFORMATION_AND_COMMUNICATION_TECHNOLOGIES	20%
SANCTIONS	20%
EPU_POLICY_GOVERNMENT	17%
EDUCATION	16%
ACT_MAKESTATEMENT	14%
EPU_POLICY	13%
TERROR	13%
TAX_FNCACT_AUTHORITIES	13%
UNREST_BELLIGERENT	11%
WB_2451_REBELS_GUERRILLAS_AND_INSURGENTS	11%
TAX_FNCACT_AMBASSADOR	10%
WB_2299_PIPELINES	10%
TAX_FNCACT_CHIEF	10%
CLAIM_CREDIT	10%
DRONES	9%
WB_548_PPP_IN_OIL_AND_GAS	9%
TAX_WORLDLANGUAGES_COMOROS	9%
WB_539_OIL_AND_GAS_POLICY_STRATEGY_AND_INSTITUTIONS	9%
WB_652_ICT_APPLICATIONS	8%
WB_658_ENTERPRISE_APPLICATIONS	8%
WB_662_SOCIAL_MEDIA	8%
MARITIME	8%
SOC_EXPRESSREGRET	8%
TAX_WORLDLANGUAGES_BURMA	8%
GENERAL_GOVERNMENT	8%
WB_1652_PLACEMENT	8%
WB_1650_PUBLIC_EMPLOYMENT_SERVICES	8%
TAX_TERROR_GROUP_BOKO_HARAM	8%
SOVEREIGNTY	8%
WB_2445_NON_STATE_SECURITY_ACTORS	7%
WB_507_ENERGY_AND_EXTRACTIVES	7%

Thematic Focus (Last/Prev)

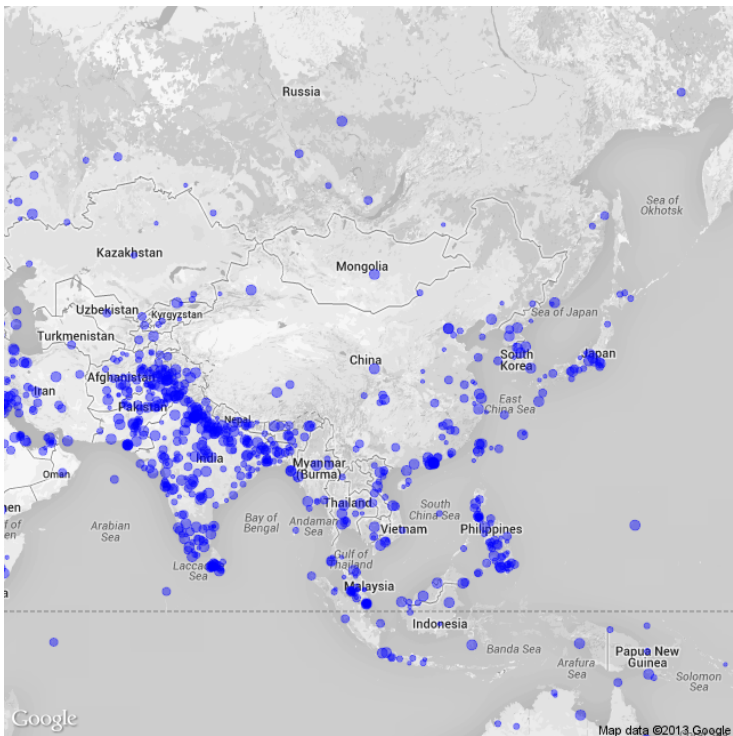
Location	+%
Russia	32%
United States	28%
Georgia, United States	28%
Vietnam, Republic Of	22%
Washington, Washington, United States	22%
Hong Kong	22%
Iran	19%
Texas, United States	19%
China	18%
Rhode Island, United States	17%
Dubai, Dubayy, United Arab Emirates	10%
United Arab Emirates	10%
Turkmenistan	9%
Comoros	9%
Tajikistan	9%
Nicaragua	9%
Uzbekistan	9%
Cuba	9%
Eritrea	8%
North Korea	8%
Nigeria	8%
Myanmar	8%
Germany	8%
-Khorasan, Kordestan, Iran	8%
Banias, Tartus, Syria	6%
Tartous, Tartus, Syria	6%
Petersburg, Sankt-Peterburg, Russia	5%
San Francisco, California, United States	5%
Sudan	5%
Alabama, United States	4%
Richmond Hill, Georgia, United States	4%
Beirut, Beyrouth, Lebanon	4%
Jordan	4%
Abqaiq, Ash Sharqiyah, Saudi Arabia	3%
Arabian Peninsula, Saudi Arabia (General), Saudi Arabia	3%

Related Geography (Last/Prev)

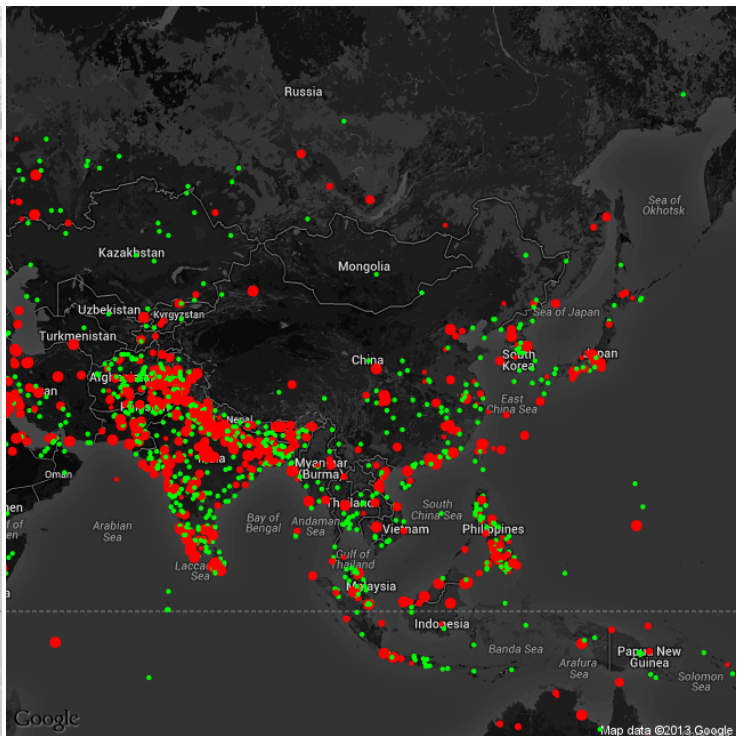


30-Day Material Conflict Coverage Timeline

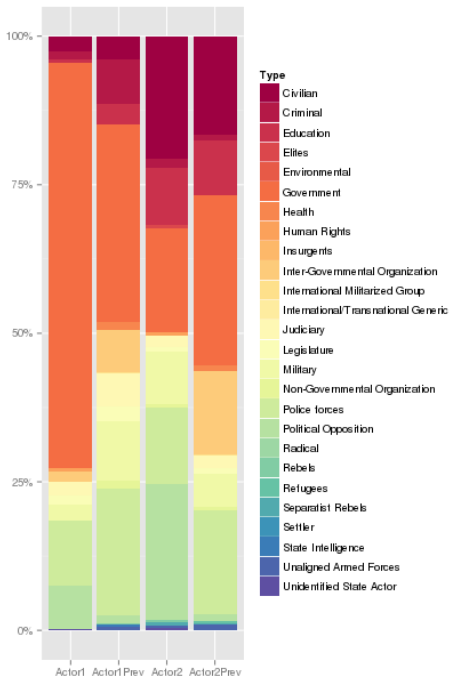
Country Detail - China (Material Conflict)



All Conflict Events Last 48 Hours



Change in Conflict Events Last 48 Hours vs Previous 48 Hours



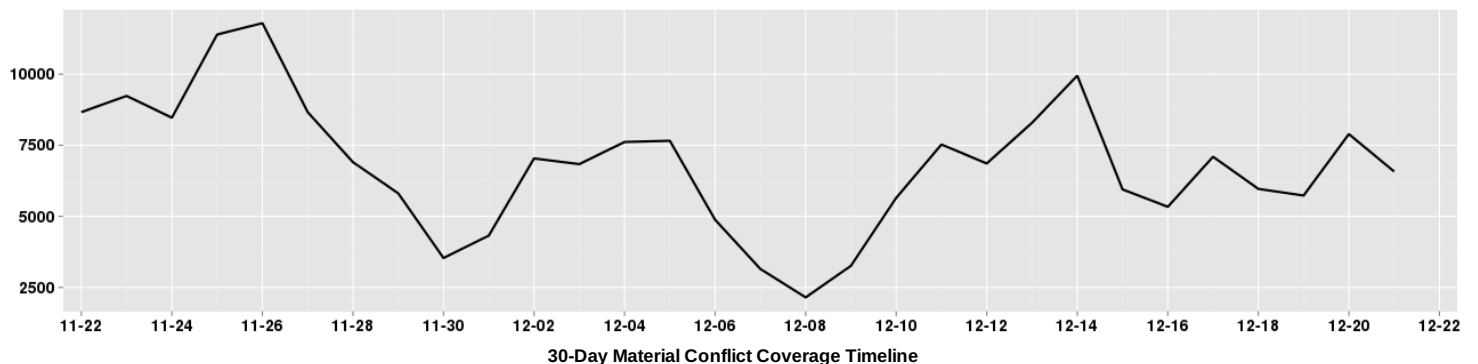
Conflict Actor Breakdown

Theme	+%
ELECTION	21%
TAX_FNCACCT_CANDIDATES	17%
EPU_POLICY_GOVERNMENT	16%
TAX_WORLDMMALS_HUMAN	16%
EPU_POLICY_POLICY	16%
SELF_IDENTIFIED_HUMAN_RIGHTS	15%
WB_2203_HUMAN_RIGHTS	15%
WB_470_EDUCATION	14%
TAX_RELIGION_MUSLIM	13%
USPEC_POLICY1	13%
WB_2495_DETENTION_PRISON_AND_CORRECTIONS_REFORM	13%
WB_2490_NATIONAL_PROTECTION_AND_SECURITY	13%
GENERAL_GOVERNMENT	12%
EPU_ECONOMY	12%
WB_698_TRADE	12%
TAX_FNCACCT_OFFICIALS	11%
WB_696_PUBLIC_SECTOR_MANAGEMENT	11%
WB_2470_PEACE_OPERATIONS_AND_CONFLICT_MANAGEMENT	10%
EPU_POLICY	10%
TAX_RELIGION_UGHURS	10%
WB_567_CLIMATE_CHANGE	10%
UNGP_CLIMATE_CHANGE_ACTION	9%
TAX_FNCACCT_CANDIDATE	9%
ENV_CLIMATECHANGE	9%
TAX_RELIGION_UGHUR	9%
TAX_WORLDLANGUAGES_UGHUR	9%
GENERAL_HEALTH	8%
PROTEST	8%
TAX_FNCACCT_COMMUNIST	8%
WB_1014_CRIMINAL_JUSTICE	8%
HUMAN_RIGHTS_ABUSES	8%

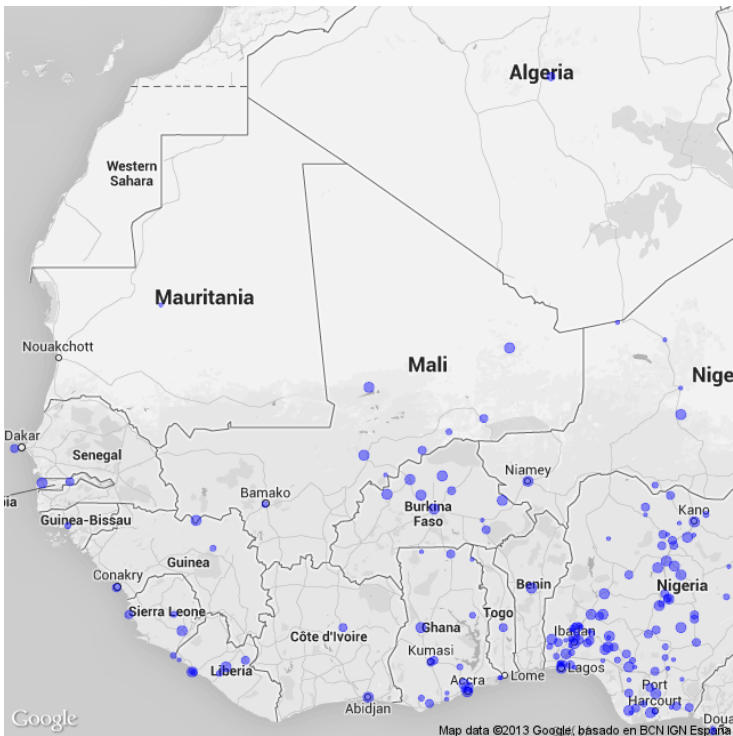
Thematic Focus (Last/Prev)

Location	+%
Washington, Washington, United States	17%
Hong Kong	16%
United States	15%
Indiana, United States	14%
South Bend, Indiana, United States	14%
Israel	14%
Xinjiang, Jiangxi, China	13%
Minnesota, United States	13%
Beijing, Beijing, China	13%
Vermont, United States	10%
White House, District Of Columbia, United States	10%
Iran	9%
Afghanistan	7%
Massachusetts, United States	7%
Mexico	7%
South Africa	6%
India	5%
Saudi Arabia	5%
Los Angeles, California, United States	5%
Pakistan	5%
United Arab Emirates	5%
Dubai, Dubai, United Arab Emirates	4%
Bangladesh	4%
Stockholm, Stockholm, Sweden	4%
Poyang, Guangdong, China	4%
Wucheng, Jiangxi, China	4%
Xinde, Sichuan, China	4%
Wisconsin, United States	4%
Yangtze River, China (General), China	4%
Georgia, United States	4%
Geneva, GenA, Switzerland	4%
Chile	3%

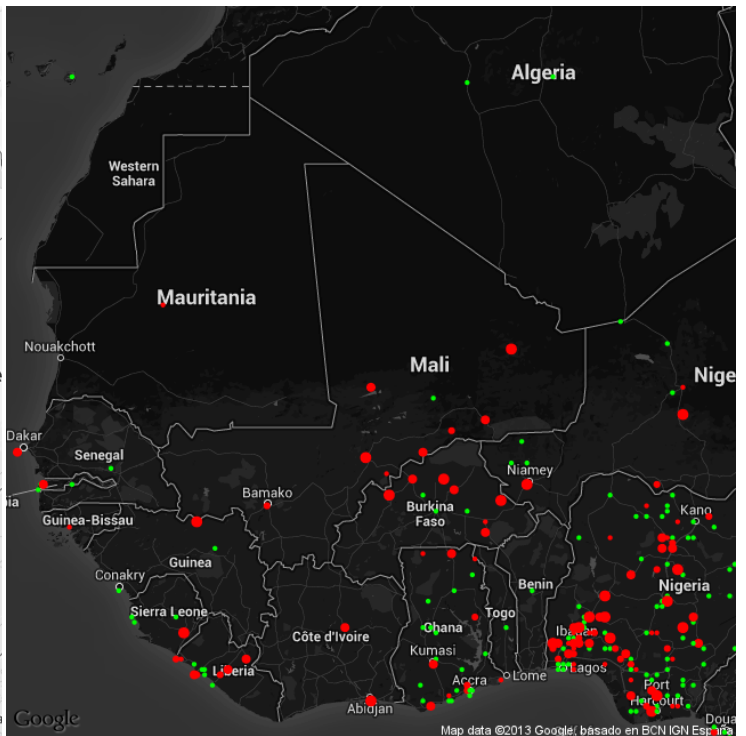
Related Geography (Last/Prev)



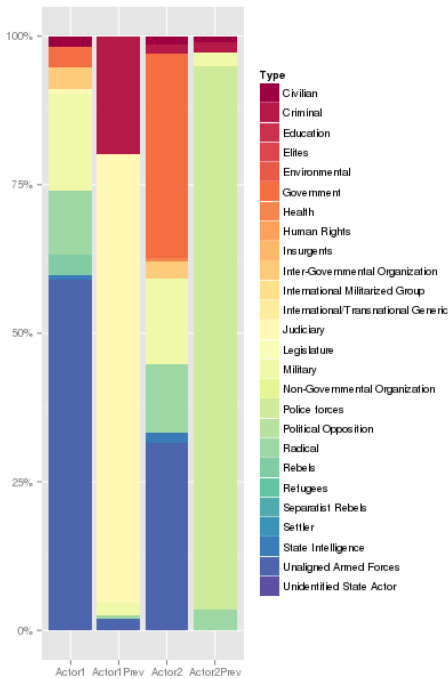
Country Detail - Mali (Material Conflict)



All Conflict Events Last 48 Hours



Change in Conflict Events Last 48 Hours vs Previous 48 Hours

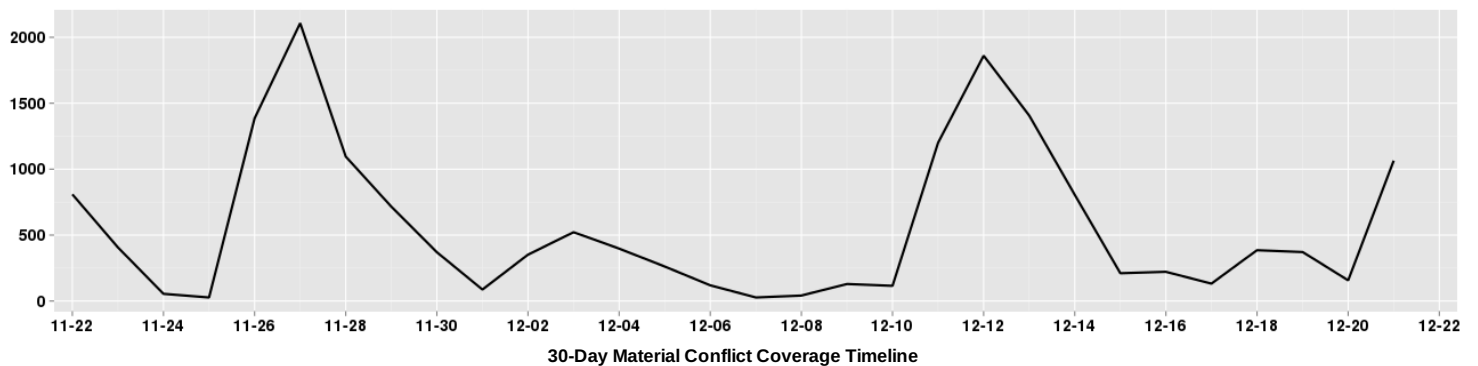


Theme	+%
TERROR	86%
TAX_FNCACT_PRESIDENT	82%
USPEC_POLITICS_GENERAL1	82%
LEADER	82%
TAX_WORLDLANGUAGES_FRENCH	82%
MILITARY	80%
TAX_FNCACT_SOLDIERS	80%
TAX_MILITARY_TITLE_SOLDIERS	80%
BORDER	75%
ARMEDCONFLICT	73%
TAX_FNCACT_TROOPS	68%
TAX_MILITARY_TITLE	66%
TAX_RELIGION_ISLAMIC	65%
JIHAD	63%
WB_2462_POLITICAL_VIOLENCE_AND_WAR	61%
EXTREMISM	56%
WB_2467_TERRORISM	55%
TAX_FNCACT_MILITARY_PERSONNEL	55%
UNREST_BELLIGERENT	53%
EPU_CATS_NATIONAL_SECURITY	43%
EPU_POLICY	39%
TAX_FNCACT_OFFICIALS	37%
LEGISLATION	25%
EPU_POLICY_LAW	25%
AVIATION_INCIDENT	25%
MANMADE_DISASTER_HELICOPTER_CRASH	25%
AFFECT	25%
KIDNAP	24%
MANMADE_DISASTER	24%
EPU_ECONOMY	22%
INSURGENCY	22%
EPU_ECONOMY_HISTORIC	21%
SOC_POINTSOFINTEREST_ARMY_BASE	20%

Thematic Focus (Last/Prev)

Location	+%
Cote D'Ivoire	84%
France	81%
Abidjan, Lagunes, Cote D'Ivoire	76%
Mopti, Mopti, Mali	71%
Burkina Faso	67%
Niger	28%
Paris, France (General), France	28%
Bouake, Region De La Vallee Du Bandama, Cote D'Ivoire	20%
Mauritania	19%
United States	18%
Beirut, Beyrouth, Lebanon	16%
Niamey, Niamey, Niger	16%
Koufa, Mali (General), Mali	13%
Dakar, Dakar, Senegal	12%
Senegal	10%
Koufa, Zanzan, Cote D'Ivoire	4%
Diomande, AgnÃ©, Cote D'Ivoire	3%
Koumassi, Lagunes, Cote D'Ivoire	3%
Kidal, Kidal, Mali	3%
Bourgou, Region De La Boucle Du Mouhoun, Burkina Faso	1%
Mondoro, Mopti, Mali	1%
Hombori, Mopti, Mali	1%
Bouet, Champagne-Ardenne, France	1%
Ouagadougou, Kadiogo, Burkina Faso	1%
Washington, Washington, United States	0%
Pissila, Region Du Centre-Nord, Burkina Faso	0%
Bourem, Gao, Mali	0%
Lagos, Lagos, Nigeria	0%
Tilemsi, Mali (General), Mali	0%
Serval, Picardie, France	0%
Canada	0%
Ghana	0%
Kongoussi, Region Du Centre-Nord, Burkina Faso	0%
Jacqueville, Lagunes, Cote D'Ivoire	0%
Ndaki, Tombouctou, Mali	0%

Related Geography (Last/Prev)



Complete Country Ranking

The table below shows a complete ranking of all countries over the last 48 hours compared with the preceding 48 hours. The "Change" column reports the increase or decrease in the total raw number of articles mentioning Material Conflict events in that country, while the "Coverage Volume" column displays the actual raw counts (Last 48 Hours / Previous 48 Hours). Finally, the "Coverage Rank" column ranks each country based on the total raw volume of articles, with 1 being the country with the most articles, and displays its rank (Last 48 Hours / Previous 48 Hours) and change between the last and previous 48 hours.

Country	Change	Coverage Volume	Coverage Rank
India	+44534	87955 / 43421	2 / 3 (+1)
Estonia	+13439	13508 / 69	8 / 149 (+141)
Denmark	+11747	12131 / 384	10 / 88 (+78)
Australia	+10679	34374 / 23695	4 / 5 (+1)
France	+9550	13626 / 4076	7 / 21 (+14)
New Zealand	+7055	11058 / 4003	12 / 23 (+11)
Syria	+3566	7823 / 4257	14 / 19 (+5)
Saudi Arabia	+2188	4161 / 1973	19 / 39 (+20)
China	+1684	13151 / 11467	9 / 10 (+1)
Mali	+1386	2130 / 744	29 / 61 (+32)
Russia	+1364	14415 / 13051	6 / 9 (+3)
Malaysia	+1346	2553 / 1207	27 / 52 (+25)
Iran	+1026	4733 / 3707	18 / 26 (+8)
Rwanda	+922	1187 / 265	45 / 100 (+55)
Hong Kong	+841	2238 / 1397	28 / 49 (+21)
Tanzania	+692	865 / 173	53 / 118 (+65)
Sweden	+655	1370 / 715	38 / 62 (+24)
Belgium	+633	1442 / 809	35 / 60 (+25)
Niger	+468	644 / 176	58 / 117 (+59)
El Salvador	+466	809 / 343	55 / 92 (+37)
Swaziland	+349	391 / 42	73 / 167 (+94)
Cote d'Ivoire	+320	330 / 10	76 / 194 (+118)
Honduras	+317	831 / 514	54 / 74 (+20)
Argentina	+302	1208 / 906	44 / 58 (+14)
Hungary	+299	562 / 263	64 / 102 (+38)
Ecuador	+282	411 / 129	70 / 125 (+55)
Belize	+199	321 / 122	77 / 128 (+51)
Burkina Faso	+186	865 / 679	52 / 63 (+11)
Jamaica	+169	560 / 391	65 / 84 (+19)
Serbia	+160	178 / 18	102 / 186 (+84)
Romania	+126	389 / 263	74 / 101 (+27)
Central African Republic	+96	130 / 34	113 / 172 (+59)
Bhutan	+84	84 / 0	131 / 0 (-131)
Paraguay	+75	183 / 108	101 / 136 (+35)
Montenegro	+60	60 / 0	143 / 0 (-143)
Guyana	+57	268 / 211	83 / 113 (+30)
Tunisia	+44	97 / 53	123 / 161 (+38)
Georgia	+38	100 / 62	119 / 152 (+33)
Colombia	+32	149 / 117	105 / 131 (+26)
Brunei	+31	46 / 15	151 / 190 (+39)
Turkmenistan	+26	31 / 5	162 / 202 (+40)
Lithuania	+19	137 / 118	109 / 129 (+20)
Costa Rica	+19	37 / 18	157 / 185 (+28)
Dominican Republic	+15	41 / 26	153 / 179 (+26)
Uzbekistan	+3	63 / 60	140 / 154 (+14)
Tajikistan	0	88 / 88	129 / 145 (+16)
Liberia	-2	211 / 213	97 / 112 (+15)
Yemen	-3	212 / 215	96 / 111 (+15)
Djibouti	-4	32 / 36	160 / 170 (+10)
Croatia	-6	38 / 44	156 / 165 (+9)

Mongolia	-8	239 / 247	88 / 107 (+19)
Sao Tome and Principe	-10	16 / 26	179 / 180 (+1)
Burundi	-13	17 / 30	177 / 176 (-1)
Togo	-13	25 / 38	166 / 169 (+3)
Angola	-14	94 / 108	124 / 134 (+10)
Benin	-19	75 / 94	134 / 142 (+8)
Taiwan	-20	413 / 433	69 / 82 (+13)
Laos	-22	35 / 57	158 / 156 (-2)
Bosnia-Herzegovina	-23	76 / 99	133 / 140 (+7)
Kosovo	-28	18 / 46	175 / 163 (-12)
Suriname	-31	0 / 31	0 / 174 (+174)
Kuwait	-34	97 / 131	122 / 124 (+2)
Eritrea	-36	22 / 58	172 / 155 (-17)
Equatorial Guinea	-39	0 / 39	0 / 168 (+168)
Oman	-40	15 / 55	180 / 157 (-23)
Morocco	-42	92 / 134	125 / 123 (-2)
Macedonia	-43	11 / 54	181 / 160 (-21)
Guinea	-44	22 / 66	171 / 151 (-20)
Myanmar	-47	240 / 287	87 / 99 (+12)
Sierra Leone	-50	64 / 114	139 / 132 (-7)
Guatemala	-54	407 / 461	71 / 80 (+9)
Nicaragua	-56	33 / 89	159 / 144 (-15)
Moldova	-60	9 / 69	187 / 150 (-37)
Ethiopia	-64	495 / 559	68 / 71 (+3)
Belarus	-67	250 / 317	85 / 96 (+11)
Bahrain	-69	39 / 108	154 / 135 (-19)
Czech Republic	-73	120 / 193	114 / 115 (+1)
Finland	-75	74 / 149	135 / 121 (-14)
Bulgaria	-76	50 / 126	148 / 126 (-22)
Egypt	-84	1437 / 1521	36 / 43 (+7)
Kyrgyzstan	-89	49 / 138	149 / 122 (-27)
Qatar	-96	295 / 391	79 / 85 (+6)
Lesotho	-96	11 / 107	182 / 137 (-45)
Somalia	-102	389 / 491	75 / 77 (+2)
Jordan	-106	1046 / 1152	49 / 55 (+6)
Congo	-107	98 / 205	121 / 114 (-7)
Malawi	-110	205 / 315	98 / 97 (-1)
Mozambique	-113	10 / 123	183 / 127 (-56)
Nepal	-114	145 / 259	107 / 103 (-4)
Peru	-144	218 / 362	93 / 90 (-3)
Botswana	-146	23 / 169	169 / 119 (-50)
Gabon	-152	0 / 152	0 / 120 (+120)
Turkey	-155	2897 / 3052	24 / 28 (+4)
Latvia	-156	61 / 217	141 / 110 (-31)
Luxembourg	-168	90 / 258	127 / 104 (-23)
Switzerland	-172	1021 / 1193	50 / 53 (+3)
Brazil	-176	1309 / 1485	40 / 44 (+4)
Gambia	-178	72 / 250	136 / 105 (-31)
Zambia	-179	69 / 248	137 / 106 (-31)
Uganda	-182	281 / 463	81 / 79 (-2)
Haiti	-193	139 / 332	108 / 94 (-14)
Gaza Strip	-201	189 / 390	100 / 87 (-13)
Austria	-203	217 / 420	94 / 83 (-11)
Armenia	-209	393 / 602	72 / 68 (-4)
Serbia	-213	85 / 298	130 / 98 (-32)
Namibia	-214	18 / 232	176 / 109 (-67)
Chile	-221	132 / 353	110 / 91 (-19)

Albania	-222	25 / 247	167 / 108 (-59)
South Sudan	-227	99 / 326	120 / 95 (-25)
Portugal	-270	225 / 495	91 / 76 (-15)
Norway	-277	238 / 515	89 / 73 (-16)
West Bank	-305	245 / 550	86 / 72 (-14)
Cambodia	-318	315 / 633	78 / 67 (-11)
Cyprus	-321	266 / 587	84 / 70 (-14)
Azerbaijan	-326	158 / 484	103 / 78 (-25)
Bangladesh	-334	1106 / 1440	47 / 47 (0)
Kazakhstan	-338	38 / 376	155 / 89 (-66)
Algeria	-339	52 / 391	147 / 86 (-61)
Bolivia	-361	283 / 644	80 / 64 (-16)
Poland	-375	1103 / 1478	48 / 46 (-2)
Cameroon	-407	90 / 497	126 / 75 (-51)
Vietnam, Republic of	-407	1218 / 1625	42 / 42 (0)
Ireland	-415	2740 / 3155	26 / 27 (+1)
Singapore	-417	624 / 1041	61 / 57 (-4)
Iraq	-494	1618 / 2112	34 / 35 (+1)
Cuba	-504	132 / 636	111 / 66 (-45)
Kenya	-533	640 / 1173	59 / 54 (-5)
Democratic Republic of the Congo	-535	61 / 596	142 / 69 (-73)
Libya	-678	2086 / 2764	32 / 30 (-2)
Italy	-704	1395 / 2099	37 / 36 (-1)
South Africa	-705	3435 / 4140	22 / 20 (-2)
Germany	-725	3811 / 4536	21 / 16 (-5)
Zimbabwe	-808	671 / 1479	57 / 45 (-12)
Slovak Republic	-817	53 / 870	146 / 59 (-87)
Venezuela	-885	157 / 1042	104 / 56 (-48)
Sri Lanka	-1038	1172 / 2210	46 / 34 (-12)
Chad	-1126	223 / 1349	92 / 50 (-42)
Nigeria	-1131	4783 / 5914	17 / 13 (-4)
United Arab Emirates	-1174	583 / 1757	63 / 41 (-22)
Mexico	-1184	3836 / 5020	20 / 14 (-6)
Ghana	-1185	595 / 1780	62 / 40 (-22)
Spain	-1318	1212 / 2530	43 / 32 (-11)
Pakistan	-1394	12067 / 13461	11 / 8 (-3)
Greece	-1492	1275 / 2767	41 / 29 (-12)
Netherlands	-1517	500 / 2017	67 / 38 (-29)
South Korea	-1708	1010 / 2718	51 / 31 (-20)
Panama	-1804	226 / 2030	90 / 37 (-53)
North Korea	-1899	2092 / 3991	31 / 24 (-7)
Sudan	-1988	506 / 2494	66 / 33 (-33)
Afghanistan	-2073	2854 / 4927	25 / 15 (-10)
Japan	-2309	2095 / 4404	30 / 17 (-13)
Lebanon	-2382	1353 / 3735	39 / 25 (-14)
Indonesia	-2699	1673 / 4372	33 / 18 (-15)
Thailand	-3433	633 / 4066	60 / 22 (-38)
Israel	-4876	5128 / 10004	16 / 12 (-4)
Ukraine	-6507	7683 / 14190	15 / 7 (-8)
Philippines	-7502	3137 / 10639	23 / 11 (-12)
Canada	-9876	9289 / 19165	13 / 6 (-7)
United Kingdom	-15641	24187 / 39828	5 / 4 (-1)