



Product Handbook

JANUARY 2020

BCPPHB11

Belt Conveyor Products



2525 Wisconsin Avenue, Downers Grove, Illinois 60515

Phone: 1-630-971-0150 Fax: 1-630-971-1180

Customer Service: 1-800-541-8028

www.flexco.com

Pages 1 - 4 intentionally omitted.

Table of Contents

Belt Cleaners

Belt Cleaner Information and Selection Guide	6
Precleaners	
EZP1 Standard, Twist Tensioner and Hi-Temp Precleaners; ConShear™ Replacement Blades.....	11
EZP-LS Limited Space Precleaner.....	25
MSP Standard Mine-Duty Precleaner & ConShear™ Replacement Blades.....	34
MMP Medium Mine-Duty Precleaner & TuffShear™ Replacement Blades.....	41
MHP Heavy Mine-Duty Precleaner & MegaShear™ Replacement Blades.....	49
MHCP Heavy-Duty Cartridge Precleaner & SuperShear™ Replacement Blades.....	56
MXP Extreme-Duty Precleaner & UltraShear™ Replacement Blades.....	59
H-Type® Precleaners.....	65
Secondary Cleaners	
EZS2 Secondary Cleaners.....	76
Y-Type™ Secondary Cleaners.....	80
P-Type® & P-Type LS (Limited Space) Secondary Cleaners.....	88
R-Type® Reversing Secondary Cleaners.....	92
FMS Secondary Cleaner.....	95
MHS HD Secondary Cleaners.....	99
P-Type® Secondary Cleaners with Enhanced Service Advantage™ Cartridge.....	108
R-Type® Secondary Cleaners with Enhanced Service Advantage™ Cartridge.....	112
MHS HD Secondary Cleaners with Enhanced Service Advantage™ Cartridge.....	116
MHS HD Secondary Cleaners with Service Advantage™ Cartridge – Legacy Replacement Parts.....	121
U-Type® Secondary Cleaners.....	120
MDWS DryWipe Secondary Cleaner.....	123
Motorized Brush Cleaner.....	127
Chevron Belt Cleaner.....	130
Continuous Blade Secondary Cleaner.....	131
Optional Mounting Kits and Accessories	
Optional Mounting Kits.....	137
Spring Tensioner Accessories.....	138
Belt Cleaner Accessories	
Inspection Door.....	139
Spray Pole Systems.....	141
Wash Box.....	142
Stabilizing Roller Bracket Kits.....	144
Live-Shaft Hold-down Rollers.....	145
Optional Installation Tools.....	146
Legacy Belt Cleaner Parts – H-Type® and I-Type™.....	147
Replacement Blades for Other OEM Cleaners	
ConShear™ Replacement Blades for Other OEM Cleaners	149
Martin Engineering.....	151
Arch/Gordon.....	155
Superior Exterra®.....	157
ASGCO.....	158
Argonics.....	159
Stephens-Adamson Metso/Trellex.....	160
Martin Engineering Durt Hawg®.....	161
Martin Engineering Durt Tracker®.....	162
Belt Plows	
V-Plows and Diagonal Plows.....	164
Impact Beds	
Flexco Slider and Impact Beds	168
EZSB-C & EZSB-I Slider Beds; EZIB-L & EZIB-M Impact Beds; Modular Impact Beds; Adjustable Idler Sets.....	169
DRX® Impact Beds	187
DRX200, DRX750 and DRX1500 Impact Beds; DRX3000 Dynamic Bed.....	188
Optional Parts and Tools.....	196
Belt Positioners and Trainers	
Belt Positioner™, PTEZ™, PT Smart™, and PT Max™.....	197
Skirting Systems	
Enclosed Skirting: Standard Urethane Skirting; Skirt Clamps – RMC1, Flex-Lok™ and FlexSeal™.....	215
Belt Maintenance Tools	
Flex-Lifter™, Flexco® Belt Cutters, and Far-Pul™ HD® Belt Clamps.....	225
Pulley Lagging	
Flex-Lag® Rubber, Full Ceramic, Medium Ceramic, Adhesives, Weld-on™ Rubber, Weld-on™ Ceramic.....	227
Index	233

Belt Cleaner Information and Selection Guide

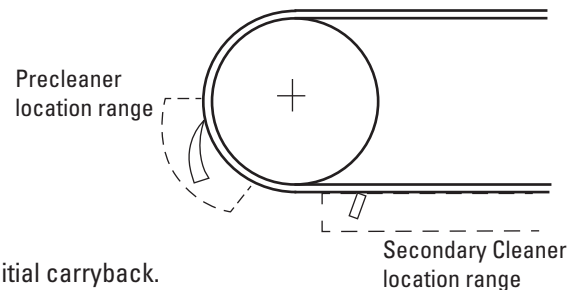
Why Are Belt Cleaners Needed?

- **Saves Money**
 - Increases belt wear life.
 - Extends life of rollers, pulleys and splices.
 - High cost of accidents.
- **Reduces Maintenance Costs**
 - Minimizes manual cleanup.
 - Protects against belt mistracking.
 - Reduces conveyor component replacement costs.
 - Reducing carryback from 3% to 1% means a 67% reduction in maintenance costs.
- **Keeps Conveyors Running Efficiently and Consistently**
 - Reduces unscheduled downtime.
 - Increases production uptime.
- **Improves Safety**
 - Reduces housekeeping problems.
 - 42% of conveyor-related accidents happen while maintenance tasks are being done.



Types of Belt Cleaners

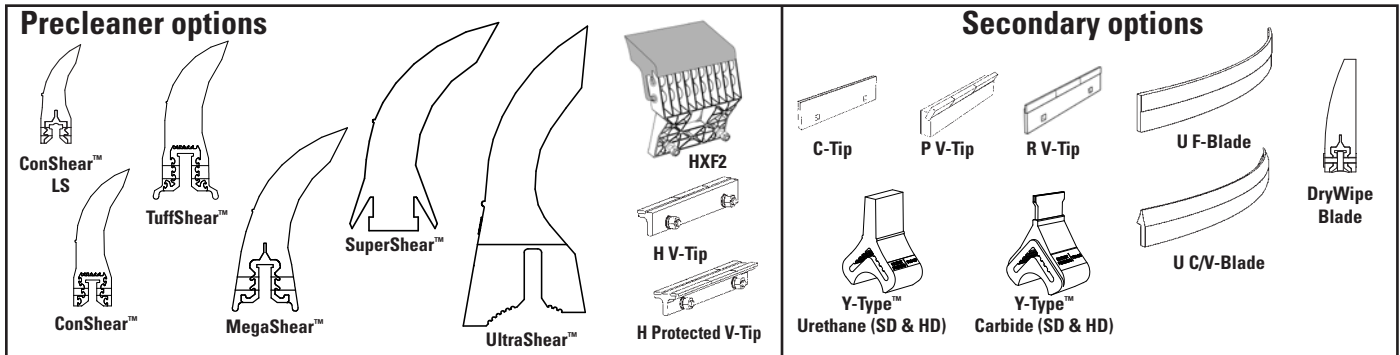
- **Precleaners**
 - Mounted on the head pulley.
 - Mounted below the material flow.
 - Blade is always narrower than the belt width.
 - Ideally, the blade covers just the belt's material path.
 - Removes the big stuff. Typically cleans off up to 80% of the initial carryback.
- **Secondary Cleaners**
 - Located just past where the belt leaves the head pulley and anywhere down the beltline.
 - Special secondaries may allow for mounting under the head pulley.
 - Blade width is always the belt width or wider.
 - Removes sticky fines – the final cleaning job.
 - Cleaning efficiencies can be 90% +.
 - May require a hold-down roller for maximum performance.
- **Specialty Cleaners**
 - Precleaners or Secondaries designed especially for specific or extreme applications.



Definition of Terms

- **Carryback** – Material that sticks to the belt after it leaves the transfer point and continues falling off along the conveyor's return side.
- **Material Path** – The section of the belt where most of the material is conveyed. Typically the center 2/3 of the belt.
- **Hold-Down Roller** – A stabilizing roller or pressure roller located on top of the return side of the belt to prevent belt flap or to provide a consistent flat surface for the blades on a lighter-tensioned belt.

Types of Cleaner Blades



F-Tip/Blade - for mechanically fastened belts V-Tip/Blade - for vulcanized belts only C-Tip/Blade - for both

Polyurethane Blades

Not all polyurethanes are the same. Flexco's polyurethane blades are specially formulated for abrasion resistance and long wear. Independent testing has shown that Flexco's polyurethane blades last as much as 30% longer than other OEM blades.

- Easy on the belt.
- Work well with mechanical splices.
- Economical.
- Specialty formulations for high heat, chemical resistance, or water removal.



Less advanced polyurethane formulations result in blades that experience quicker wear and provide less efficient cleaning.

Tungsten Carbide

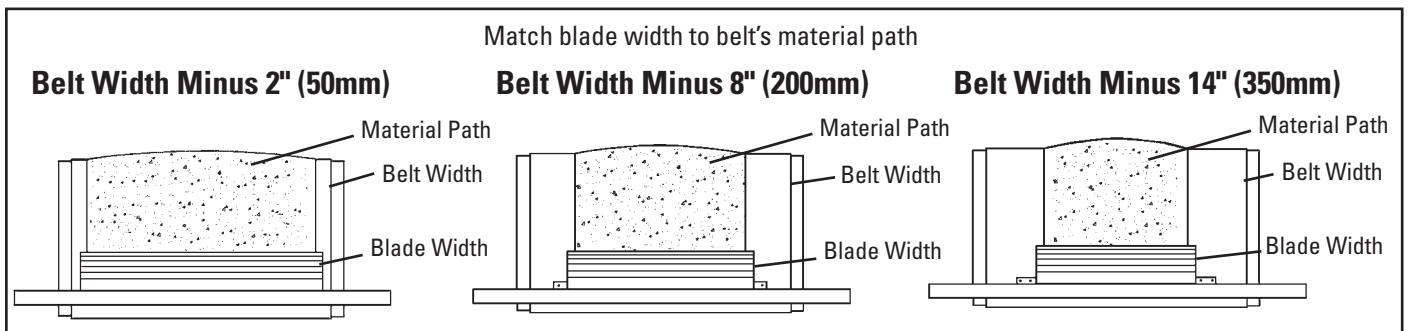
Excellent for superior cleaning efficiency and long wear. The quality and application of carbides can vary. Flexco has invested years of research and testing to develop tungsten carbide tips for both vulcanized and mechanically fastened belts. And a quality process ensures consistent results.

- Superior cleaning.
- Long wear.
- C-Tips/blades for mechanical splices and V-Tips/blades for vulcanized belts.

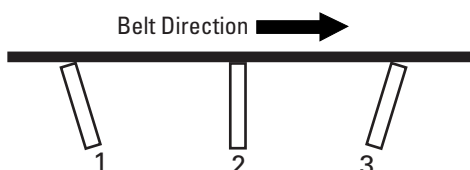


The "Material Path" Option (for Precleaners)

For optimal cleaning and reduced blade retensioning, the cleaner blade width should be sized to fit the material path of the belt. The material path is typically the center 2/3 of the belt width. Choosing a blade only slightly wider than the material path can decrease differential blade wear which reduces blade retensioning maintenance, as well as reducing the frequency of blade replacement.



Blade Angle (Secondary Cleaners)



- 1. Aggressive** – excellent cleanability, high risk for belt damage.
- 2. 90° to belt** – good cleaning efficiency; must have good blade relief for splices.
- 3. Wiping** – a little less cleaning power; safer on belts in poor condition or with poor mechanical splices.

Belt Cleaning Systems

Many applications will require more than one belt cleaner to do a satisfactory cleaning job. A typical system includes a precleaner (to knock off the initial flow of carryback), one or more secondary cleaners (to take off the sticky fines) and many times, a final specialty cleaner (to remove the water).

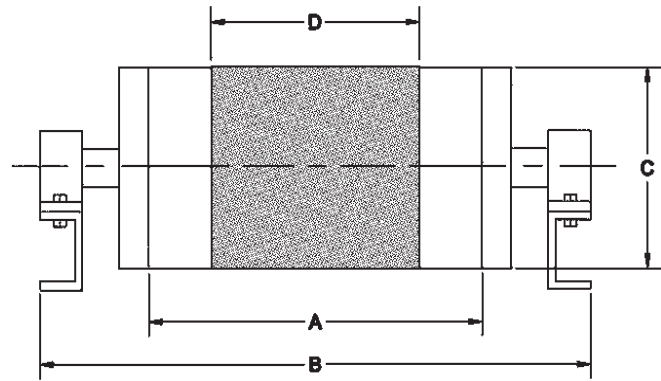
Keys to Good Belt Cleaning

- Proper cleaner selection for the application
- Correct installation
- Regular service maintenance

Spec'ing and Ordering Belt Cleaners

Information needed:

- Belt width
- Conveyor frame (structure) width
- Head pulley diameter
- For precleaners – what is the belt's material path
- Material conveyed (dry, wet, sticky, etc.)
- Type of belt splice:
 - Mechanical – skived or unskived
 - Vulcanized
- Temperature or other extreme environmental factors
- Does the belt reverse



Precleaner Selection Guide

PRECLEANER SPECIFICATION CHART












Application Description	EZP-LS	EZP1	MSP	MMP	MHP	MHCP	MXP
Belt Width*	12" - 60" (300 - 1500mm)	12" - 72" (300 - 1800mm)	24" - 84" (600 - 2100mm)	24" - 96" (600 - 2400mm)	24"-96" (600 - 2400mm)	24" - 96" (600 - 2400mm)	42" - 120" (1050 - 3000mm)
Belt Speed	500fpm (2.5M/sec)	700fpm (3.5M/sec)	700fpm (3.5M/sec)	1000fpm (5M/sec)	1500fpm (7.5M/sec)	1200fpm (6M/sec)	2000fpm (10M/sec)
Head Pulley Diameter	6" - 22" (150 - 550mm)	10" - 36" (250 - 900mm)	16" - 42" (400 - 1050mm)	16" - 48" (400 - 1200mm)	20" - 84" (500 - 2100mm)	20" - 84" (500 - 2100mm)	48" - 96" (1200 - 2400mm)
Reversing Belts	Yes	Yes	Yes	Yes	Yes	Yes	Yes
Mechanical Fasteners	Yes	Yes	Yes	Yes	Yes	Yes	Yes

PRECLEANER SPECIFICATION CHART (cont.)

Application Description	H-Type® (XF2- & XF-Tips)	H-Type® (V-Tips)	High Temp (V-Tips)	HV2 (V-Tips)
	Belt Width*	18" - 72" (450 - 1800mm)	18" - 72" (450 - 1800mm)	18" - 48" (450 - 1200mm)
Belt Speed	1000fpm (5M/sec)	1500fpm (7.5M/sec)	1000fpm (5M/sec)	1500fpm (7.5M/sec)
Head Pulley Diameter	10" - 47" (250 - 1175mm)	10" - 67" (250 - 1675mm)	8" - 35" (200 - 875mm)	10" - 67" (250 - 1675mm)
Reversing Belts	Yes	Yes	Yes	Yes
Mechanical Fasteners	Yes	No	No	No








*Special sizes available upon request.

PRECLEANER BLADE SPECIFICATIONS

											
Blade Type	ConShear™ LS	ConShear™ LS High Temp	ConShear™ White (Chemical Resistant/Food Grade) ‡	ConShear™ High Temp	ConShear™ High Temp	ConShear™ White (Chemical Resistant/Food Grade) ‡	ConShear Ultra High Temp	TuffShear™ High Temp	TuffShear™ High Temp	Mega-Shear™	Super-Shear™
Belt Speed	500fpm (2.5M/sec)	500fpm (2.5M/sec)	500fpm (2.5M/sec)	700fpm (3.5M/sec)	700fpm (3.5M/sec)	700fpm (3.5M/sec)	700fpm (3.5M/sec)	1000fpm (5M/sec)	1000fpm (5M/sec)	1500fpm (7.5M/sec)	1200fpm (6M/sec)
Temperature Range	-30 to 180°F (-35 to 82°C)	up to 275°F (135°C) with spikes to 325°F (163°C)	-30 to 180°F (-35 to 82°C)	-30 to 180°F (-35 to 82°C)	up to 275°F (135°C) with spikes to 325°F (163°C)	-30 to 180°F (-35 to 82°C)	up to 400°F (200°C) with spikes to 450°F (232°C)	-30 to 180°F (-35 to 82°C)	up to 275°F (135°C) with spikes to 325°F (163°C)	-30 to 180°F (-35 to 82°C)	-30 to 180°F (-35 to 82°C)
Polyurethane	Yes	Yes	Yes	Yes	Yes	Yes	Yes	Yes	Yes	Yes	Yes
Durometer	83	93	83	83	93	83	90	83	93	93	93
Tungsten Carbide	No	No	No	No	No	No	No	No	No	No	No
Work with Mechanical Fasteners	Yes	Yes	Yes	Yes	Yes	Yes	Yes	Yes	Yes	Yes	Yes

‡ All ingredients used in the polyurethane formulation of this blade comply with the relevant requirements of 21 CFR (FDA Code of Federal Regulations) for use in repeated bulk dry food applications

PRECLEANER BLADE SPECIFICATIONS

							
Blade Type	UltraShear™	HXF	HXF2	H V-Tip	H Protected V-Tip	HV2 Tip	Protected HV2 Tip
Belt Speed	2000fpm (10M/sec)	700fpm (3.5M/sec)	700fpm (3.5M/sec)	1000fpm (5M/sec)	1000fpm (5M/sec)	1500fpm (7.5M/sec)	1500fpm (7.5M/sec)
Temperature Range	-30 to 275°F (-35 to 135°C)	-30 to 180°F (-35 to 82°C)	-30 to 180°F (-35 to 82°C)	-30 to 400°F (-35 to 205°C)	-30 to 400°F (-35 to 205°C)	-30 to 400°F (-35 to 205°C)	-30 to 400°F (-35 to 205°C)
Polyurethane	Yes	Yes	Yes	No	No	No	No
Durometer	93	84	83	N/A	N/A	N/A	N/A
Tungsten Carbide	No	No	No	Yes	Yes	Yes	Yes
Work with Mechanical Fasteners	Yes	Yes	Yes	No	No	No	No

Secondary Cleaner Selection Guide

SECONDARY CLEANER SPECIFICATION CHART

Application Description	Y-Type SD Polyurethane	Y-Type SD Carbide	Y-Type HD Polyurethane	Y-Type HD Carbide	EZS2	EZS2 High Temp	FMS (C-Tip)	FMS (V-Tip)	MHS (C-Tip)	MHS (V-Tip)
Belt Width*	18" - 48" 450 - 1200mm	18" - 48" 450 - 1200mm	36" - 72" 900 - 1800mm	36" - 72" 900 - 1800mm	18" - 72" 450 - 1800mm	18" - 72" 450 - 1800mm	18" - 84" 450 - 2100mm	18" - 84" 450 - 2100mm	18" - 96" 450 - 2400mm	18" - 96" 450 - 2400mm
Belt Speed	600fpm (3M/sec)	600fpm (3M/sec)	750fpm (3.8M/sec)	750fpm (3.8M/sec)	700fpm (3.5M/sec)	700fpm (3.5M/sec)	1200fpm (6M/sec)	1200fpm (6M/sec)	1200fpm (6M/sec)	1500fpm (7.5M/sec)
Reversing Belts	Yes	Yes	Yes	Yes	No	No	No	No	Yes	Yes
Works with Mechanical Fasteners	Yes	Yes	Yes	Yes	Yes	Yes	Yes	No	Yes	No













*Special sizes available upon request.

SECONDARY CLEANER SPECIFICATION CHART (cont.)

Application Description	MDWS	P-Type® (C-Tip)	P-Type (V-Tip)	U-Type® (F-Blade)	U-Type (C-Blade)	U-Type (V-Blade)	R-Type® (C-Tip)	R-Type (V-Tip)	Chevron	Brush Cleaner
Belt Width*	18" - 72" 450 - 1800mm	18" - 72" 450 - 1800mm	18" - 72" 450 - 1800mm	18" - 84" 450 - 2100mm	18" - 84" 450 - 2100mm	18" - 84" 450 - 2100mm	18" - 72" 450 - 1800mm	18" - 72" 450 - 1800mm	18" - 84" 450 - 2100mm	18" - 84" 450 - 2100mm
Belt Speed	1600fpm (6M/sec)	1000fpm (5M/sec)	1200fpm (6M/sec)	1000fpm (5M/sec)	1300fpm (6.6M/sec)	1300fpm (6.6M/sec)	1000fpm (5M/sec)	1000fpm (5M/sec)	500fpm (2.5M/sec)	700fpm (3.5M/sec)
Reversing Belts	Yes	No	No	No	No	No	Yes	Yes	Yes	No
Works with Mechanical Fasteners	Yes	Yes	No	Yes	Yes	No	Yes	No	Yes	Yes

*Special sizes available upon request.

SECONDARY CLEANER BLADE SPECIFICATIONS

												
Blade Type	C-Tip	P V-Tip	R V-Tip	Y-Type Polyurethane (Purple)	Y-Type Polyurethane (White)	Y-Type Carbide	DryWipe Blade	U F-Blade	U C-Blade	U V-Blade	Chevron	Brush Cleaner
Temperature Range	-30 to 400°F -35 to 205°C	-30 to 400°F -35 to 205°C	-30 to 400°F -35 to 205°C	-30 to 180°F -35 to 82°C	-30 to 180°F -35 to 82°C	-30 to 180°F -35 to 82°C	-30 to 180°F -35 to 82°C	-30 to 180°F -35 to 82°C	-30 to 180°F -35 to 82°C	-30 to 180°F -35 to 82°C	-30 to 180°F -35 to 82°C	-20 to 180°F -30 to 82°C
Polyurethane	No	No	No	Yes	Yes	No	Yes	Yes	Rubber	Rubber	Rubber	Poly-propylene
Durometer	N/A	N/A	N/A	86A	83A	N/A	59	90	84	83	N/A	N/A
Tungsten Carbide	Yes	Yes	Yes	No	No	Yes	No	No	Yes	Yes	No	No
Works with Mechanical Fasteners	Yes	No	No	Yes	Yes	Yes	Yes	Yes	Yes	No	Yes	Yes

Product Ordering Information

EZP1 Standard Duty Precleaner



EZP1 Precleaner Belt Width Minus 2" (50mm)

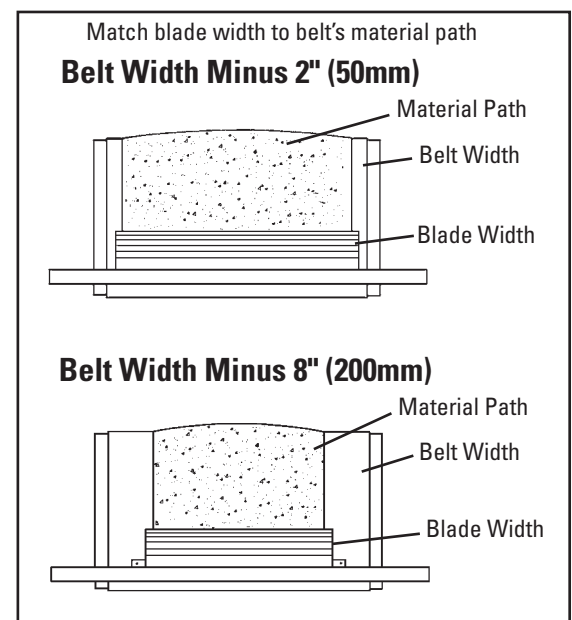
BELT WIDTH		BLADE WIDTH		ORDERING NUMBER	ITEM CODE	WT. LBS.
in.	mm	in.	mm			
12	300	10	250	EZP1-212	75610	49.4
18	450	16	400	EZP1-218	75611	55.3
24	600	22	550	EZP1-224	75612	61.2
30	750	28	700	EZP1-230	75613	67.1
36	900	34	850	EZP1-236	75614	73.0
42	1050	40	1000	EZP1-242	75615	78.9
48	1200	46	1150	EZP1-248	75616	84.8
54	1350	52	1300	EZP1-254	75617	90.7
60	1500	58	1450	EZP1-260	75618	96.6
72	1800	70	1750	EZP1-272	75771	102.5

Lead time: 1 working day

EZP1 Precleaner Belt Width Minus 8" (200mm)

BELT WIDTH		BLADE WIDTH		ORDERING NUMBER	ITEM CODE	WT. LBS.
in.	mm	in.	mm			
12	300	—	—	N/A	N/A	—
18	450	10	250	EZP1-818	75779	51.3
24	600	16	400	EZP1-824	75780	57.2
30	750	22	550	EZP1-830	75781	63.1
36	900	28	700	EZP1-836	75782	69.0
42	1050	34	850	EZP1-842	75783	74.9
48	1200	40	1000	EZP1-848	75784	80.8
54	1350	46	1150	EZP1-854	75785	86.7
60	1500	52	1300	EZP1-860	75786	92.6
72	1800	64	1600	EZP1-872	75774	98.5

Lead time: 1 working day



Product Notes:

- For optimal cleaning and reduced blade retensioning maintenance, the cleaner blade width should be sized to fit the material path of the belt. The material path is typically 2/3 of the belt width. In most cases a blade size of belt width minus 8" (200mm) may be the best selection.
- Each cleaner can be retrofitted with three replacement blade sizes (belt width minus 2" (50mm), minus 8" (200mm), or minus 14" (350mm)).
- Comes complete with universal mounting plates and tensioner.
- Visual tension check. No guesswork on blade tensioning. Simply measure the spring, check label on tensioner and turn adjusting nut to restore optimal tension.
- Works with mechanical splices. Polyurethane blade glides over splices.
- Compatible with reversing belts.
- For replacement parts see the EZP1 Parts List on 19.
- For applications requiring longer pole lengths, go to the minus 8" (200mm) chart and select the cleaner one belt width size larger. This will provide a pole 6" (150mm) longer and a blade size of belt width minus 2" (50mm).

U.S. Patents No. D482,508S; 9,242,805; D756,060; D747,838

Product Ordering Information

EZP1T Twist Tensioner Precleaner



EZP1T Precleaner with Twist Tensioner Belt Width Minus 2" (50mm)

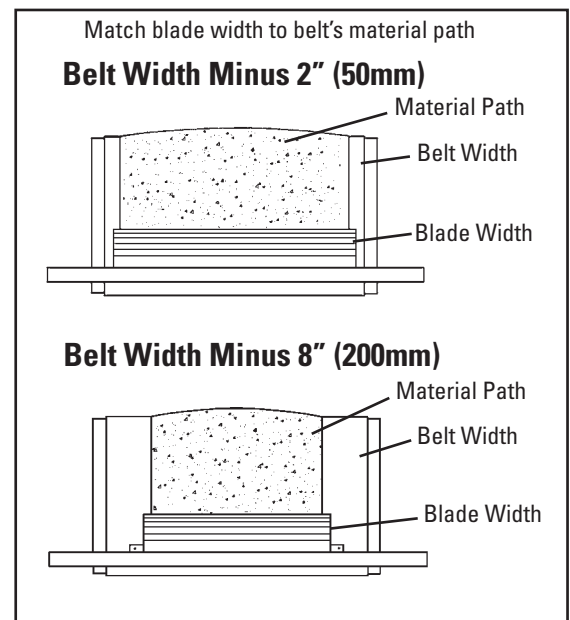
BELT WIDTH		BLADE WIDTH		ORDERING NUMBER	ITEM CODE	WT. LBS.
in.	mm	in.	mm			
12	300	10	250	EZP1T-212	78488	38.5
18	450	16	400	EZP1T-218	78489	44.5
24	600	22	550	EZP1T-224	78490	50.5
30	750	28	700	EZP1T-230	78491	56.5
36	900	34	850	EZP1T-236	78492	62.5
42	1050	40	1000	EZP1T-242	78493	68.4
48	1200	46	1150	EZP1T-248	78494	74.4
54	1350	52	1300	EZP1T-254	78495	83.7
60	1500	58	1450	EZP1T-260	78496	92.0
72	1800	70	1750	EZP1T-272	78497	101.6

Lead time: 1 working day

EZP1T Precleaner with Twist Tensioner Belt Width Minus 8" (200mm)

BELT WIDTH		BLADE WIDTH		ORDERING NUMBER	ITEM CODE	WT. LBS.
in.	mm	in.	mm			
12	300	-	-	N/A	N/A	-
18	450	10	250	EZP1T-818	78498	41.8
24	600	16	400	EZP1T-824	78499	47.8
30	750	22	550	EZP1T-830	78500	53.8
36	900	28	700	EZP1T-836	78501	59.8
42	1050	34	850	EZP1T-842	78502	65.8
48	1200	40	1000	EZP1T-848	78503	71.7
54	1350	46	1150	EZP1T-854	78504	78.5
60	1500	52	1300	EZP1T-860	78505	87.0
72	1800	64	1600	EZP1T-872	78506	98.9

Lead time: 1 working day



Product Notes:

- For optimal cleaning and reduced blade retensioning maintenance, the cleaner blade width should be sized to fit the material path of the belt. The material path is typically 2/3 of the belt width. In most cases a blade size of belt width minus 8" (200mm) may be the best selection.
- Each cleaner can be retrofitted with three replacement blade sizes (belt width minus 2" (50mm), minus 8" (200mm), or minus 14" (350mm)).
- Comes complete with universal mounting plates and tensioner.
- Visual tension check. No guesswork on blade tensioning. Simply measure the spring, check label on tensioner and turn adjusting nut to restore optimal tension.
- Works with mechanical splices. Polyurethane blade glides over splices.
- Compatible with reversing belts.
- For replacement parts see the EZP1T Parts List on 20.
- For applications requiring longer pole lengths, go to the minus 8" (200mm) chart and select the cleaner one belt width size larger. This will provide a pole 6" (150mm) longer and a blade size of belt width minus 2" (50mm).

U.S. Patents No. D482,508S; 9,242,805; D756,060; D747,838

Product Ordering Information

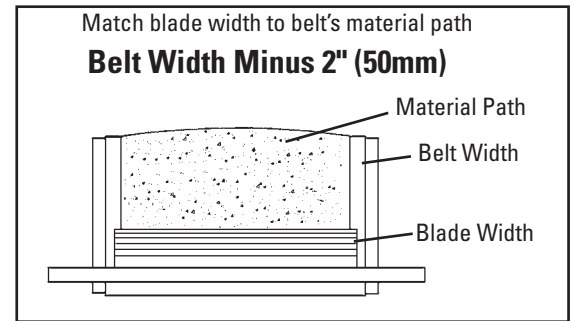
High Temp EZP1 High Temperature Precleaner

ConShear™ High Temp Precleaners Belt Width Minus 2" (50mm)

BELT WIDTH		BLADE WIDTH		ORDERING NUMBER	ITEM CODE	WT. LBS.
in.	mm	in.	mm			
12	300	10	250	HTF212	76658	49.4
18	450	16	400	HTF218	76659	55.3
24	600	22	550	HTF224	76660	61.2
30	750	28	700	HTF230	76661	67.1
36	900	34	850	HTF236	76662	73.0
42	1050	40	1000	HTF242	76663	78.9
48	1200	46	1150	HTF248	76664	84.8
54	1350	52	1300	HTF254	76665	90.7
60	1500	58	1450	HTF260	76666	96.6
72	1800	70	1750	HTF272	76667	102.5

Pole Diameter - 2-3/8" (60mm)

Lead time: 1 working day



Product Notes:

- The High-Temp ConShear Precleaner works in temperatures up to 275°F (135°C) with spikes to 325°F (164°C).
- Comes complete with universal mounting plates and tensioner.
- Visual tension check. No guesswork on blade tensioning. Simply measure the spring, check label on tensioner and turn adjusting nut to restore optimal tension.
- Works with mechanical splices. Polyurethane blade glides over splices.
- For replacement parts see the EZP1 Parts List on 19.
- Compatible with reversing belts.

U.S. Patents No. D482,508S; 9,242,805; D756,060; D747,838

Product Ordering Information

EZP1 Ultra High-Temp Precleaner

EZP1 Ultra High-Temp Precleaner Belt Width Minus 2" (50mm)

BELT WIDTH		BLADE WIDTH		ORDERING NUMBER	ITEM CODE	WT. LBS.
in.	mm	in.	mm			
12	300	10	250	EZP1-UHT212	91226	49.4
18	450	16	400	EZP1-UHT218	91227	55.3
24	600	22	550	EZP1-UHT224	91228	61.2
30	750	28	700	EZP1-UHT230	91229	67.1
36	900	34	850	EZP1-UHT236	91230	73.0
42	1050	40	1000	EZP1-UHT242	91231	78.9
48	1200	46	1150	EZP1-UHT248	91232	84.8
54	1350	52	1300	EZP1-UHT254	91233	90.7
60	1500	58	1450	EZP1-UHT260	91234	96.6
72	1800	70	1750	EZP1-UHT272	91235	102.5

Lead time: 1 working day



EZP1 Ultra High-Temp Precleaner Belt Width Minus 8" (200mm)

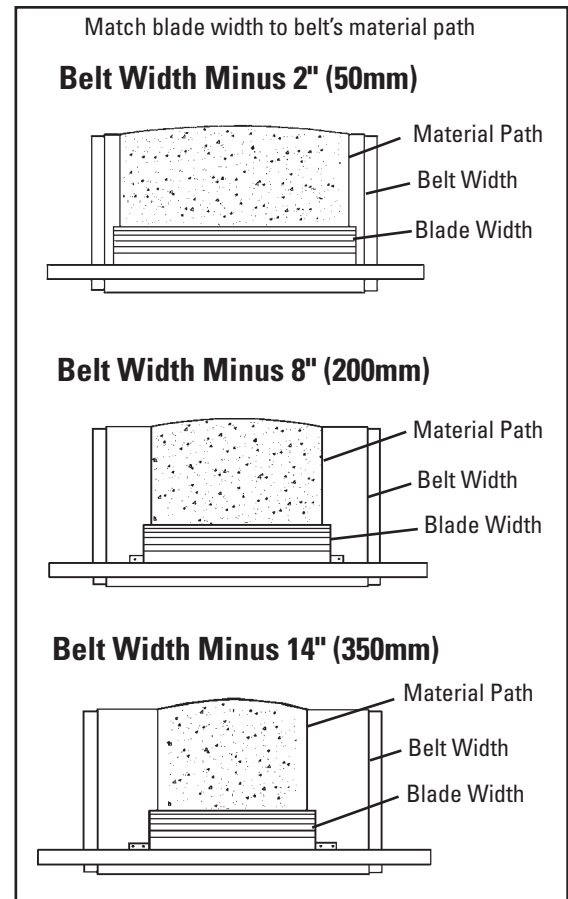
BELT WIDTH		BLADE WIDTH		ORDERING NUMBER	ITEM CODE	WT. LBS.
in.	mm	in.	mm			
18	450	10	250	EZP1-UHT818	91236	51.3
24	600	16	400	EZP1-UHT824	91237	57.2
30	750	22	550	EZP1-UHT830	91238	63.1
36	900	28	700	EZP1-UHT836	91239	69.0
42	1050	34	850	EZP1-UHT842	91240	74.9
48	1200	40	1000	EZP1-UHT848	91241	80.8
54	1350	46	1150	EZP1-UHT854	91242	86.7
60	1500	52	1300	EZP1-UHT860	91243	92.6
72	1800	64	1600	EZP1-UHT872	91244	98.5

Lead time: 1 working day

EZP1 Ultra High-Temp Precleaner Belt Width Minus 14" (350mm)

BELT WIDTH		BLADE WIDTH		ORDERING NUMBER	ITEM CODE	WT. LBS.
in.	mm	in.	mm			
24	600	10	250	EZP1-UHT1424	91245	53.2
30	750	16	400	EZP1-UHT1430	91246	59.1
36	900	22	550	EZP1-UHT1436	91247	65.0
42	1050	28	700	EZP1-UHT1442	91248	70.9
48	1200	34	850	EZP1-UHT1448	91249	76.8
54	1350	40	1000	EZP1-UHT1454	91250	82.7
60	1500	46	1150	EZP1-UHT1460	91251	88.6
72	1800	58	1450	EZP1-UHT1472	91252	94.5

Lead time: 1 working day



Product Notes:

- For optimal cleaning and reduced blade retensioning maintenance, the cleaner blade width should be sized to fit the material path of the belt. The material path is typically 2/3 of the belt width. In most cases a blade size of belt width minus 8" (200mm) may be the best selection.
- Each cleaner can be retrofitted with three replacement blade sizes (belt width minus 2" (50mm), minus 8" (200mm), or minus 14" (350mm)).
- Comes complete with universal mounting plates and tensioner.
- Visual tension check. No guesswork on blade tensioning. Simply measure the spring, check label on tensioner and turn adjusting nut to restore optimal tension.
- Works with mechanical splices. Polyurethane blade glides over splices.
- Compatible with reversing belts.

U.S. Patents No. D482,508S; 9,242,805; D756,060; D747,838

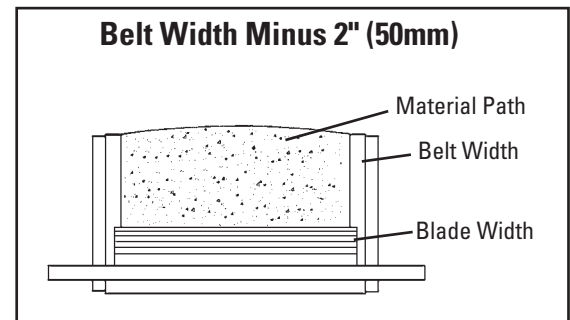
Product Ordering Information

EZP1 Precleaner with White ConShear™ Blade

EZP1 Precleaner - Mild Steel with White ConShear™ Blade Belt Width Minus 2" (50mm)

BELT WIDTH		BLADE WIDTH		ORDERING NUMBER	ITEM CODE	WT. LBS.
in.	mm	in.	mm			
12	300	10	250	EZP1-212W	78934	49.4
18	450	16	400	EZP1-218W	78935	55.3
24	600	22	550	EZP1-224W	78936	61.2
30	750	28	700	EZP1-230W	78937	67.1
36	900	34	850	EZP1-236W	78938	73.0
42	1050	40	1000	EZP1-242W	78939	78.9
48	1200	46	1150	EZP1-248W	78940	84.8
54	1350	52	1300	EZP1-254W	78941	90.7
60	1500	58	1450	EZP1-260W	78942	96.6
72	1800	70	1750	EZP1-272W	78943	99.4

Lead time: 1 working day



Product Notes:

- All ingredients used in polyurethane formulation comply with the relevant requirements of 21 CFR (FDA Code of Federal Regulations) for use in repeated bulk dry food applications.
- Comes complete with universal mounting plates and tensioner.
- Visual tension check. No guesswork on blade tensioning. Simply measure the spring, check label on tensioner and turn adjusting nut to restore optimal tension.
- Works with mechanical splices. Polyurethane blade glides over splices.
- For replacement parts see the EZP1 Parts List on 19.
- Compatible with reversing belts.

U.S. Patents No. D482,508S; 9,242,805; D756,060; D747,838

ConShear™ Replacement Blades

EZP1 Standard Duty Precleaner

Replacement ConShear™ Blades

BLADE WIDTH		ORDERING NUMBER	ITEM CODE	WT. LBS.
in.	mm			
10	250	CRB10	75628	4.6
16	400	CRB16	75629	7.3
22	550	CRB22	75630	10.1
28	700	CRB28	75631	12.8
34	850	CRB34	75632	15.5
40	1000	CRB40	75633	18.3
46	1150	CRB46	75634	21.0
52	1300	CRB52	75635	23.8
58	1450	CRB58	75636	26.5
64	1600	CRB64	75775	29.2
70	1750	CRB70	75773	32.0
76	1900	CRB76	76940	34.7
82	2050	CRB82	76941	37.5

Other blade sizes available upon request.

Lead time: 1 working day

Replacement White ConShear™ Blades (Chemical Resistant/Food Grade) ‡

BLADE WIDTH		ORDERING NUMBER	ITEM CODE	WT. LBS.
in.	mm			
10	250	CRB-W10	78471	4.8
16	400	CRB-W16	78472	7.6
22	550	CRB-W22	78473	10.4
28	700	CRB-W28	78474	13.2
34	850	CRB-W34	78475	16.2
40	1000	CRB-W40	78476	19.1
46	1150	CRB-W46	78477	21.9
52	1300	CRB-W52	78478	24.8
58	1450	CRB-W58	78479	27.6

Lead time: 1 working day

‡ All ingredients used in the polyurethane formulation of this blade comply with the relevant requirements of 21 CFR (FDA Code of Federal Regulations) for use in repeated bulk dry food applications

Product Notes:

- Take blade width and ordering number from the worn blade and use the Replacement Blade Chart.
- For optimal cleaning and reduced blade retensioning maintenance, the cleaner blade width should be sized to fit the material path of the belt. The material path is typically 2/3 of the belt width. In most cases a blade size of belt width minus 8" (200mm) may be the best selection.
- The ConShear™ blade has a faceted profile that renews the cleaning edge as it wears.
- Visual tension check. No guesswork on blade tensioning. Simply measure the spring, check label on tensioner and turn adjusting nut to restore optimal tension.
- ConShear blades are made of a special long-wearing polyurethane.
- A molded-in blade wear line indicates when the blade is worn out and needs to be replaced.
- Blade replacement is quick. Pull one pin, remove the old blade and slide the new one in.

Replacement High Temp ConShear™ Blades

(Color Identification: Yellow)

BLADE WIDTH		ORDERING NUMBER	ITEM CODE	WT. LBS.
in.	mm			
10	250	CRB-HT10	76593	4.8
16	400	CRB-HT16	76594	7.6
22	550	CRB-HT22	76595	10.4
28	700	CRB-HT28	76596	13.2
34	850	CRB-HT34	76597	16.2
40	1000	CRB-HT40	76598	19.1
46	1150	CRB-HT46	76599	21.9
52	1300	CRB-HT52	76600	24.8
58	1450	CRB-HT58	76601	27.6
64	1600	CRB-HT64	76602	30.5
70	1750	CRB-HT70	76603	33.4

Lead time: 1 working day

Replacement Ultra High-Temp ConShear™ Blades

(Color Identification: Red)

BLADE WIDTH		ORDERING NUMBER	ITEM CODE	WT. LBS.
in.	mm			
10	250	CRB-UHT10	91253	4.6
16	400	CRB-UHT16	91254	7.3
22	550	CRB-UHT22	91255	10.1
28	700	CRB-UHT28	91256	12.8
34	850	CRB-UHT34	91257	15.5
40	1000	CRB-UHT40	91258	18.3
46	1150	CRB-UHT46	91259	21.0
52	1300	CRB-UHT52	91260	23.8
58	1450	CRB-UHT58	91261	26.5
64	1600	CRB-UHT64	91262	29.2
70	1750	CRB-UHT70	91263	32.0

Lead time: 1 working day

Blade Width Selection

BELT WIDTH		BELT WIDTH - 2" (50mm)		BELT WIDTH - 8" (200mm)		BELT WIDTH - 14" (350mm)	
in.	mm	in.	mm	in.	mm	in.	mm
12	300	10	250	N/A	N/A	N/A	N/A
18	450	16	400	10	250	N/A	N/A
24	600	22	550	16	400	10	250
30	750	28	700	22	550	16	400
36	900	34	850	28	700	22	550
42	1050	40	1000	34	850	28	700
48	1200	46	1150	40	1000	34	850
54	1350	52	1300	46	1150	40	1000
60	1500	58	1450	52	1300	46	1150
72	1800	70	1600	64	1600	58	1450

U.S. Patents No. D482,508S; 9,242,805; D756,060; D747,838

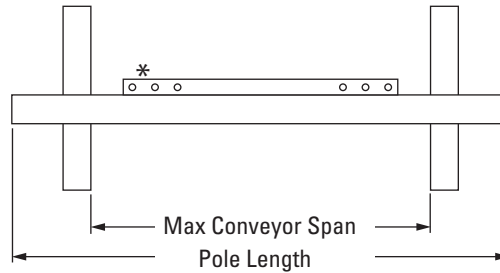
Specifications & Guidelines

EZP1 & EZP1T Standard Duty Precleaners

Pole Length Specifications

CLEANER SIZE		POLE LENGTH		MAXIMUM CONVEYOR SPAN	
in.	mm	in.	mm	in.	mm
12	300	42	1050	37	925
18	450	48	1200	43	1075
24	600	54	1350	49	1225
30	750	60	1500	55	1375
36	900	66	1650	61	1525
42	1050	72	1800	67	1675
48	1200	78	1950	73	1825
54	1350	88	2200	83	2075
60	1500	94	2350	89	2225
72	1800	106	2650	101	2525

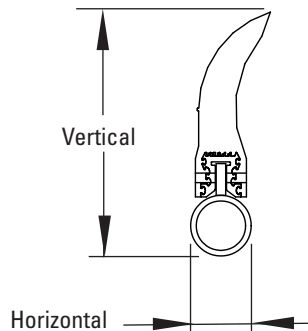
Pole Diameter – 2-3/8" (60mm)



*Each pole size can be used with a blade size either belt width minus 2" (50mm), belt width minus 8" (200mm), or belt width minus 14" (350mm).

Clearance Guidelines for Installation

HORIZONTAL CLEARANCE REQUIRED		VERTICAL CLEARANCE REQUIRED	
in.	mm	in.	mm
4	100	9 1/2	238

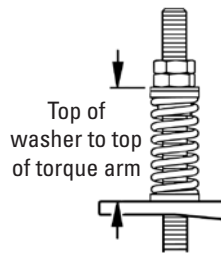


Spring Length Chart

with EST Spring Tensioner

BLADE WIDTH		PURPLE SPRING		SILVER SPRING		BLACK SPRING	
in.	mm	in.	mm	in.	mm	in.	mm
10	250	5 3/4	146	6 1/4	159	N/A	N/A
16	400	5 1/4	133	6	152	N/A	N/A
22	550	4 3/4	121	5 7/8	149	N/A	N/A
28	700	4 1/4	108	5 5/8	143	N/A	N/A
34	850	N/A	N/A	5 3/8	137	5 5/8	143
40	1000	N/A	N/A	5 1/8	130	5 1/2	140
46	1150	N/A	N/A	5	127	5 1/4	133
52	1300	N/A	N/A	4 3/4	121	5 1/8	130
58	1450	N/A	N/A	N/A	N/A	5	127
64	1600	N/A	N/A	N/A	N/A	4 3/4	121
70	1750	N/A	N/A	N/A	N/A	4 5/8	117

Shading indicates preferred spring option



Twist Tensioner Chart

BLADE WIDTH		STANDARD	HEAVY DUTY
in.	mm		
10"	250	8	6
16"	400	13	9
22"	550	18	12
28"	700	23	16
34"	850	27	19
40"	1000	32	23
46"	1150	37	26
52"	1300	N/A	29
58"	1450	N/A	33
64"	1600	N/A	36
70"	1750	N/A	40

U.S. Patents No. D482,508S; 9,242,805; D756,060; D747,838

Specifications & Guidelines

EZP1 & EZP1T Standard Duty Precleaners

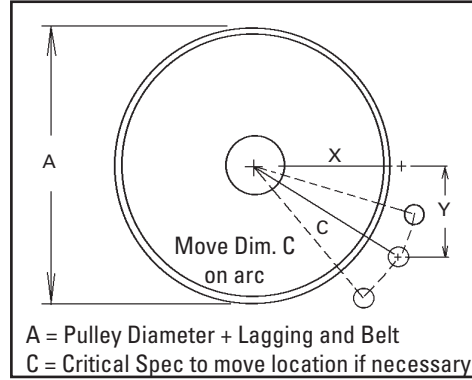
Pole Location Chart IMPERIAL

A	X	Y	C
10	3	9	9 1/2
11	3 3/4	9	9 3/4
12	4 3/8	9	10
13	5 3/8	9	10 1/2
14	5 7/8	9	10 3/4
15	6 3/8	9	11 1/4
16	7 1/8	9	11 1/2
17	7 7/8	9	12
18	8 1/4	9	12 1/4
19	9	9	12 3/4
20	9 3/8	9	13
21	10	9	13 1/2
22	10 3/4	9	14
23	11 3/8	9	14 1/2
24	12	9	15
25	12 5/8	9	15 1/2
26	13 1/4	9	16
27	13 7/8	9	16 1/2
28	14 3/8	9	17
29	15	9	17 1/2
30	15 5/8	9	18
31	16 1/8	9	18 1/2
32	16 3/4	9	19
33	17 1/4	9	19 1/2
34	17 7/8	9	20
35	18 3/8	9	20 1/2
36	19	9	21

Pole Location Chart METRIC

A	X	Y	C
250	74	230	242
275	92	230	248
300	108	230	254
325	131	230	265
350	146	230	273
375	166	230	284
400	179	230	291
425	195	230	301
450	207	230	309
475	223	230	320
500	235	230	329
525	249	230	339
550	266	230	352
575	283	230	365
600	299	230	377
625	314	230	390
650	330	230	402
675	346	230	415
700	360	230	427
725	374	230	439
750	389	230	452
775	403	230	464
800	417	230	477
825	432	230	489
850	446	230	501
875	460	230	514
900	474	230	526

Pole Location Specs



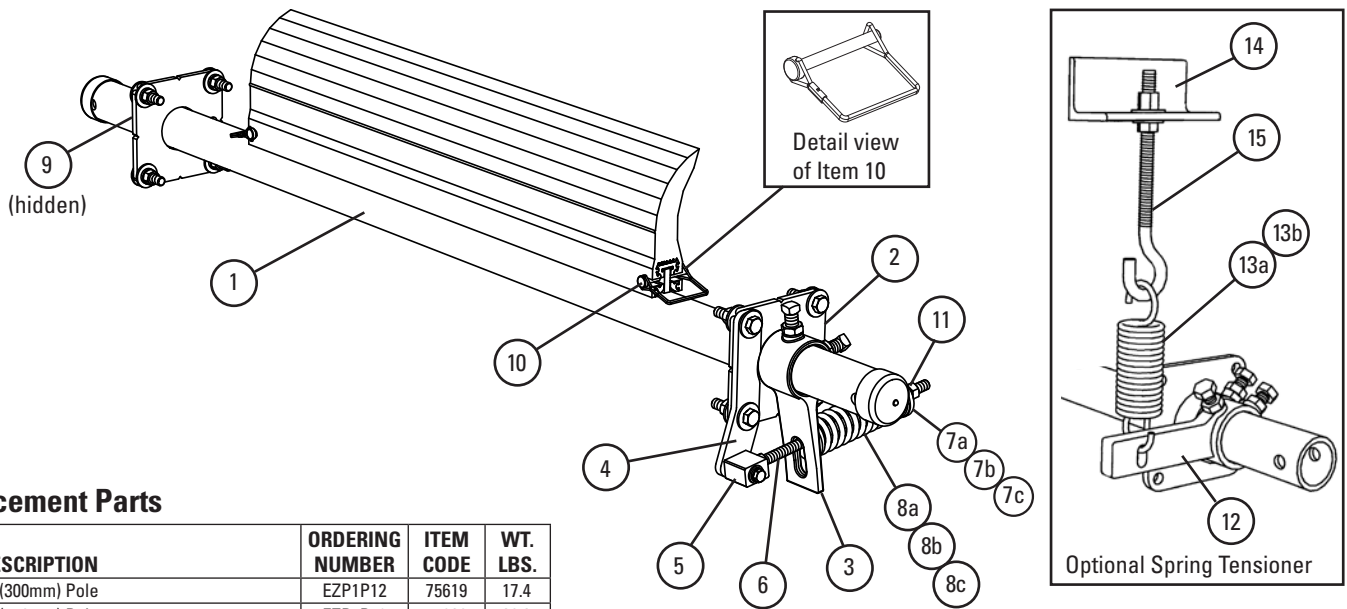
Specifications:

- Maximum Belt Speed 700 FPM (3.5M/sec)
- Temperature Rating (ConShear, ConShear White) -30°F to 180°F (-35°C to 82°C)
- Temperature Rating (ConShear High Temp) Up to 275°F (135°C) with spikes to 325°F (164°C)
- Temperature Rating (ConShear Ultra High-Temp) Up to 400°F (200°C) with spikes to 450°F (232°C)
- Minimum Pulley Diameter 10" (250mm)
- Blade Height 7-1/4" (185mm)
- Usable Blade Wear Length 4" (100mm)
- Blade Material Polyurethane (proprietary blend for abrasion resistance and long wear)
- Available for Belt Widths 12" to 72" (300 to 1800mm)
- CEMA Cleaner Rating Class 2

U.S. Patents No. D482,508S; 9,242,805; D756,060; D747,838

Replacement Parts List

EZP1 Standard Duty Precleaner



Replacement Parts

REF	DESCRIPTION	ORDERING NUMBER	ITEM CODE	WT. LBS.
1	12" (300mm) Pole	EZP1P12	75619	17.4
	18" (450mm) Pole	EZP1P18	75620	20.3
	24" (600mm) Pole	EZP1P24	75621	22.7
	30" (750mm) Pole	EZP1P30	75622	26.5
	36" (900mm) Pole	EZP1P36	75623	30.4
	42" (1050mm) Pole	EZP1P42	75624	32.7
	48" (1200mm) Pole	EZP1P48	75625	35.3
	54" (1350mm) Pole	EZP1P54	75626	39.2
	60" (1500mm) Pole	EZP1P60	75627	43.3
72" (1800mm) Pole	EZP1P72	75772	48.2	
2	Mounting Plate Kit* (2 ea.)	EZP1MPK	75637	7.7
3	Torque Arm Kit* (1 ea.)	ESTAK-EST	76406	3.6
4	Pivot Shaft Bracket Kit* (1 ea.)	ESPSBK	76407	1.8
5	Pivot Block Kit*	ESPBK	76408	0.7
6	Pivot Rod Kit*	ESPRK	76409	1.2
7a	Bushing Kit - Purple and Silver (includes 2 bushings)	ESBK-PS	76410	0.1
7b	Bushing Kit - Black (includes 2 bushings)	ESBK-B	76411	0.1
7c	EST Bushing Kit (for Ultra High-Temp EZP1) (includes 2 bushings)	ESBK-ATEX	90264	0.1
8a	Tension Spring - Purple	QMTS-P	75845	1.0
8b	Tension Spring - Silver	ESS-S	76412	1.2
8c	Tension Spring - Black	ESS-B	76413	1.4
9	Pole Lock* (1 ea.)	EZP1PL	75641	1.1
-	EST Tensioner - Purple* for blade widths 12" - 28" (300 - 700mm) (includes 1 each items 3, 4, 5, 6, 7a & 8a)	EST-P	76403	7.7
-	EST Tensioner - Silver* for blade widths 34" - 52" (850 - 1300mm) (includes 1 each items 3, 4, 5, 6, 7a & 8b)	EST-S	76404	7.9
-	EST Tensioner - Black* for blade widths 58" - 70" (1450 - 1750mm) (includes 1 each items 3, 4, 5, 6, 7b & 8c)	EST-B	76405	8.1
-	EST Ultra High Temp Tensioner - Purple* for blade widths 10"-28" (250-700mm) (includes 1 each items 3, 4, 5, 6, 7c & 8a)	EST-A-P	90814	7.7
-	EST Ultra High Temp Tensioner - Silver* for blade widths 34"-52" (850-1300mm) (includes 1 each items 3, 4, 5, 6, 7c & 8b)	EST-A-S	90815	7.9
-	EST Ultra High Temp Tensioner - Black* for blade widths 58"-70" (1450-1750mm) (includes 1 each items 3, 4, 5, 6, 7c & 8c)	EST-A-B	90816	8.1
10	Blade Pin (1 ea.)	EZP1BP	75642	0.1
11	Jam Nut Kit, EST Tensioner	JNK-A	79891	0.3

*Hardware Included
Lead time: 1 working day

Optional Spring Tensioner & Parts

REF	DESCRIPTION	ORDERING NUMBER	ITEM CODE	WT. LBS.
12	Tension Arm Kit* (1 ea.)	HAR-K	78786	6.0
13a	Tension Spring (1 ea.) for sizes 12" - 30" (300 - 750mm)	STTS	74419	1.4
13b	HD Tension Spring (1 ea.) for sizes 36" - 72" (900 - 1800mm)	HDTTS	74502	2.0
14	Spring Tension J-Bolt Mount (1 ea.)	STJM	74775	3.0
15	J-Bolt Kit* (1 ea.)	STJK	74417	0.7
-	Optional Spring Tensioner Kit* for sizes 12" - 30" (300 - 750mm)	EZP10TK1	76418	11.2
-	Optional Spring Tensioner Kit* for sizes 36" - 72" (900 - 1800mm)	EZP10TK2	76419	11.8

* Hardware Included
Lead time: 1 working day

Spring Tensioner Selection Chart

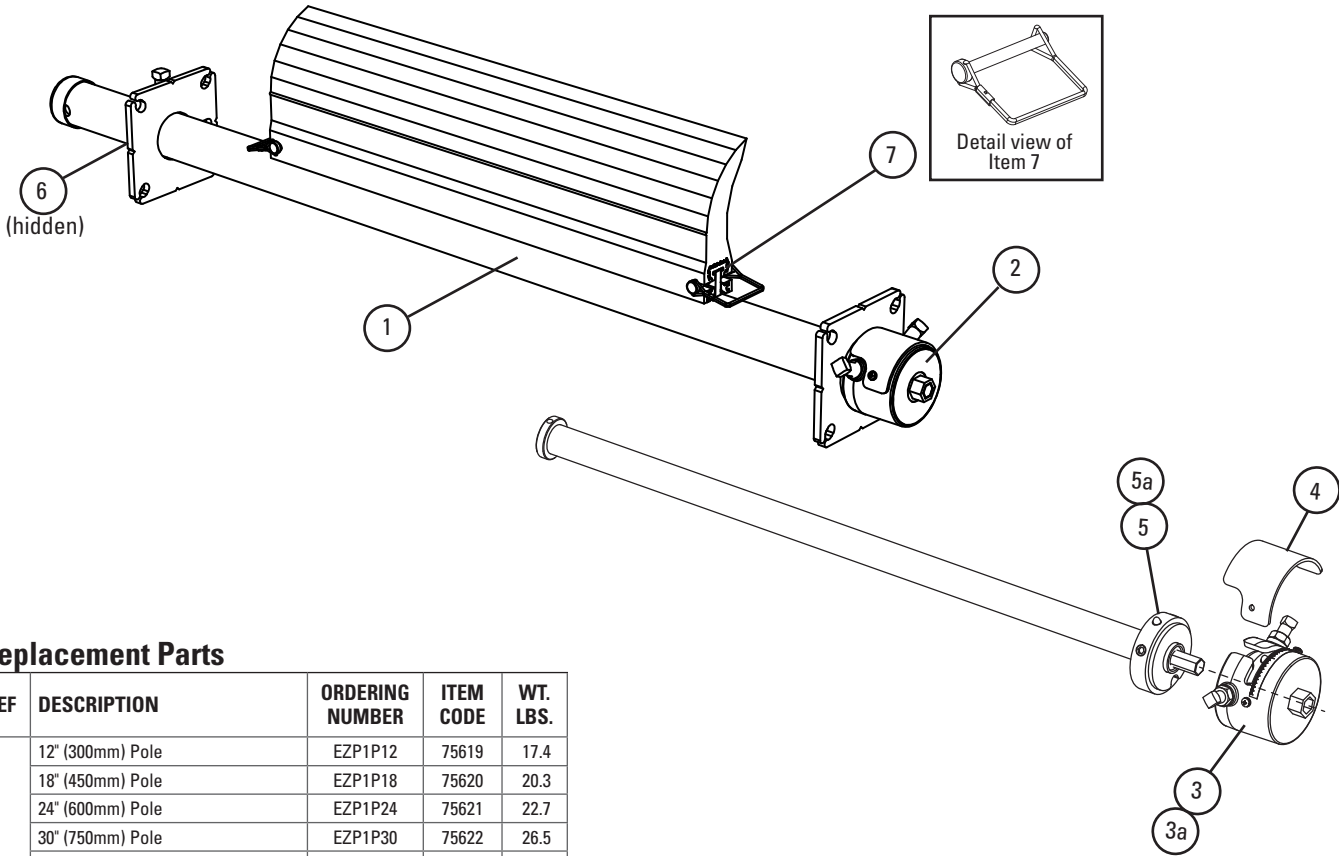
CLEANER BLADE WIDTH	76403 EST-P	76404 EST-S	76405 EST-B
ConShear 12" - 28" (300 - 700mm)	X		
ConShear 34" - 52" (850 - 1300mm)		X	
ConShear 58" - 70" (1450 - 1750mm)			X

Spring Tensioner Selection Chart - EZP1 UHT Only

CLEANER BLADE WIDTH	90814 EST-A-P	90815 EST-A-S	90816 EST-A-B
UHT ConShear 10"-28" (250-700mm)	X		
UHT ConShear 34"-52" (850-1300mm)		X	
UHT ConShear 58"-70" (1450-1750mm)			X

Replacement Parts List

EZP1T Twist Tensioner Precleaner



Replacement Parts

REF	DESCRIPTION	ORDERING NUMBER	ITEM CODE	WT. LBS.
1	12" (300mm) Pole	EZP1P12	75619	17.4
	18" (450mm) Pole	EZP1P18	75620	20.3
	24" (600mm) Pole	EZP1P24	75621	22.7
	30" (750mm) Pole	EZP1P30	75622	26.5
	36" (900mm) Pole	EZP1P36	75623	30.4
	42" (1050mm) Pole	EZP1P42	75624	32.7
	48" (1200mm) Pole	EZP1P48	75625	35.3
	54" (1350mm) Pole	EZP1P54	75626	39.2
	60" (1500mm) Pole	EZP1P60	75627	43.3
72" (1800mm) Pole	EZP1P72	75772	48.2	
2	Torsion Mounting Plate Kit* (2 ea.)	EZPTMPK	78507	8.7
3	Torsion Cap Kit* (1 ea.) (includes 1 ea. Item 4)	EZPTCK	78508	3.2
3a	Torsion Cap Kit HD* (1 ea.) (includes 1 ea. Item 4)	EZPTCKHD	78509	3.2
4	Torsion Shield	EZPTSR	78510	.1
5	Torsion Spring Kit	EZPTSK	78511	6.0
5a	Torsion Spring Kit HD	EZPTSKHD	78512	8.5
6	Pole Lock* (1 ea.)	EZP1PL	75641	1.1
-	Torsion Bar Tensioner for blade widths 12" - 48" (300 - 1200mm) (includes 1 each items 3, 4, & 5)	EZPTBT	77384	17.4
-	Torsion Bar Tensioner HD for blade widths 54" - 72" (1350 - 1800mm) (includes 1 each items 3a, 4, & 5a)	EZPTBTHD	77385	20.0
7	Blade Pin (1 ea.)	EZP1BP	75642	0.1

*Hardware Included
Lead time: 1 working day

Torsion Bar Tensioner Selection Chart

CLEANER BLADE WIDTH	77384 EZPTBT	77385 EZPTBTHD
ConShear 12" - 48" (300 - 1200mm)	X	
ConShear 54" - 72" (1350 - 1800mm)		X

U.S. Patents No. D482,508S; 9,242,805; D756,060; D747,838

Product Ordering Information

EZP1 Stainless Steel Precleaner with White ConShear™ Blade



EZP1 Stainless Steel Precleaner with White ConShear Blade Belt Width Minus 2" (50mm)

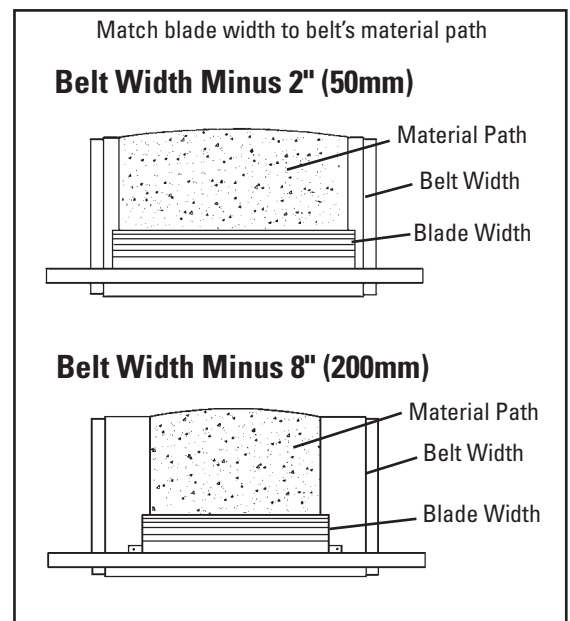
BELT WIDTH		BLADE WIDTH		ORDERING NUMBER	ITEM CODE	WT. LBS.
in.	mm	in.	mm			
12	300	10	250	CFG-212	78838	49.4
18	450	16	400	CFG-218	78839	55.3
24	600	22	550	CFG-224	78840	61.2
30	750	28	700	CFG-230	78841	67.1
36	900	34	850	CFG-236	78842	73.0
42	1050	40	1000	CFG-242	78843	78.9
48	1200	46	1150	CFG-248	78844	84.8
54	1350	52	1300	CFG-254	78845	90.7
60	1500	58	1450	CFG-260	78846	96.6

Lead time: 1 working day

EZP1 Stainless Steel Precleaner with White ConShear Blade Belt Width Minus 8" (200mm)

BELT WIDTH		BLADE WIDTH		ORDERING NUMBER	ITEM CODE	WT. LBS.
in.	mm	in.	mm			
12	300	–	–	N/A	N/A	–
18	450	10	250	CFG-818	78924	51.3
24	600	16	400	CFG-824	78925	57.2
30	750	22	550	CFG-830	78926	63.1
36	900	28	700	CFG-836	78927	69.0
42	1050	34	850	CFG-842	78928	74.9
48	1200	40	1000	CFG-848	78929	80.8
54	1350	46	1150	CFG-854	78930	86.7
60	1500	52	1300	CFG-860	78931	92.6

Lead time: 1 working day




Product Notes:

- White food-grade ConShear Precleaner is chemical resistant and all ingredients used in polyurethane formulation comply with the relevant requirements of 21 CFR (FDA Code of Federal Regulations) for use in repeated bulk dry food applications.
- For optimal cleaning and reduced blade retensioning maintenance, the cleaner blade width should be sized to fit the material path of the belt. The material path is typically 2/3 of the belt width. In most cases a blade size of belt width minus 8" (200mm) may be the best selection.
- Each cleaner can be retrofitted with three replacement blade sizes (belt width minus 2" (50mm), minus 8" (200mm), or minus 14" (350mm)).
- Comes complete with universal mounting plates and tensioner.
- Visual tension check. No guesswork on blade tensioning. Simply measure the spring, check label on tensioner and turn adjusting nut to restore optimal tension.
- Works with mechanical splices. Polyurethane blade glides over splices.
- Compatible with reversing belts.
- For replacement parts see the EZP1 SS Parts List on 24.
- For applications requiring longer pole lengths, go to the minus 8" (200mm) chart and select the cleaner one belt width size larger. This will provide a pole 6" (150mm) longer and a blade size of belt width minus 2" (50mm).

U.S. Patents No. D482,508S; 9,242,805; D756,060; D747,838

ConShear™ Replacement Blades

EZP1
Standard Duty Precleaner



Blade Width Selection

BELT WIDTH		BELT WIDTH - 2" (50mm)		BELT WIDTH - 8" (200mm)		BELT WIDTH - 14" (350mm)	
in.	mm	in.	mm	in.	mm	in.	mm
12	300	10	250	N/A	N/A	N/A	N/A
18	450	16	400	10	250	N/A	N/A
24	600	22	550	16	400	10	250
30	750	28	700	22	550	16	400
36	900	34	850	28	700	22	550
42	1050	40	1000	34	850	28	700
48	1200	46	1150	40	1000	34	850
54	1350	52	1300	46	1150	40	1000
60	1500	58	1450	52	1300	46	1150
72	1800	70	1600	64	1600	58	1450

Replacement White ConShear™ Blades (Chemical Resistant/Food Grade) ‡

BLADE WIDTH		ORDERING NUMBER	ITEM CODE	WT. LBS.
in.	mm			
10	250	CRB-W10	78471	4.8
16	400	CRB-W16	78472	7.6
22	550	CRB-W22	78473	10.4
28	700	CRB-W28	78474	13.2
34	850	CRB-W34	78475	16.2
40	1000	CRB-W40	78476	19.1
46	1150	CRB-W46	78477	21.9
52	1300	CRB-W52	78478	24.8
58	1450	CRB-W58	78479	27.6

Lead time: 1 working day

‡ All ingredients used in the polyurethane formulation of this blade comply with the relevant requirements of 21 CFR (FDA Code of Federal Regulations) for use in repeated bulk dry food applications

Replacement ConShear™ Blades

BLADE WIDTH		ORDERING NUMBER	ITEM CODE	WT. LBS.
in.	mm			
10	250	CRB10	75628	4.6
16	400	CRB16	75629	7.3
22	550	CRB22	75630	10.1
28	700	CRB28	75631	12.8
34	850	CRB34	75632	15.5
40	1000	CRB40	75633	18.3
46	1150	CRB46	75634	21.0
52	1300	CRB52	75635	23.8
58	1450	CRB58	75636	26.5
64	1600	CRB64	75775	29.2
70	1750	CRB70	75773	32.0
76	1900	CRB76	76940	34.7
82	2050	CRB82	76941	37.5

Other blade sizes available upon request.

Lead time: 1 working day

Replacement High Temp ConShear™ Blades

(Color Identification: Yellow)

BLADE WIDTH		ORDERING NUMBER	ITEM CODE	WT. LBS.
in.	mm			
10	250	CRB-HT10	76593	4.8
16	400	CRB-HT16	76594	7.6
22	550	CRB-HT22	76595	10.4
28	700	CRB-HT28	76596	13.2
34	850	CRB-HT34	76597	16.2
40	1000	CRB-HT40	76598	19.1
46	1150	CRB-HT46	76599	21.9
52	1300	CRB-HT52	76600	24.8
58	1450	CRB-HT58	76601	27.6
64	1600	CRB-HT64	76602	30.5
70	1750	CRB-HT70	76603	33.4

Lead time: 1 working day

Product Notes:

- Take blade width and ordering number from the worn blade and use the Replacement Blade Chart.
- For optimal cleaning and reduced blade retensioning maintenance, the cleaner blade width should be sized to fit the material path of the belt. The material path is typically 2/3 of the belt width. In most cases a blade size of belt width minus 8" (200mm) may be the best selection.
- The ConShear™ blade has a faceted profile that renews the cleaning edge as it wears.
- Visual tension check. No guesswork on blade tensioning. Simply measure the spring, check label on tensioner and turn adjusting nut to restore optimal tension.
- ConShear blades are made of a special long-wearing polyurethane.
- A molded-in blade wear line indicates when the blade is worn out and needs to be replaced.
- Blade replacement is quick. Pull one pin, remove the old blade and slide the new one in.
- For replacement parts see the EZP1SS Parts List on 24.

U.S. Patents No. D482,508S; 9,242,805; D756,060; D747,838

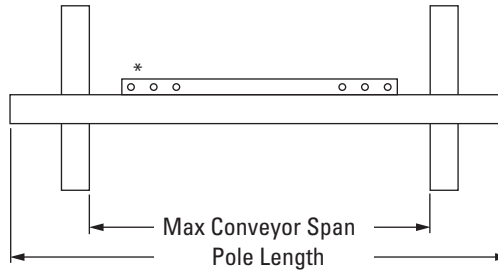
Specifications & Guidelines

EZP1 Stainless Steel Precleaner with White ConShear™ Blade

Pole Length Specifications

CLEANER SIZE		POLE LENGTH		MAXIMUM CONVEYOR SPAN	
in.	mm	in.	mm	in.	mm
12	300	42	1050	37	925
18	450	48	1200	43	1075
24	600	54	1350	49	1225
30	750	60	1500	55	1375
36	900	66	1650	61	1525
42	1050	72	1800	67	1675
48	1200	78	1950	73	1825
54	1350	88	2200	83	2075
60	1500	94	2350	89	2225

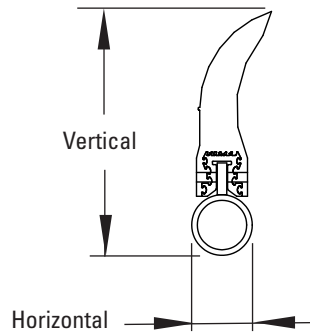
Pole Diameter – 2-3/8" (60mm)



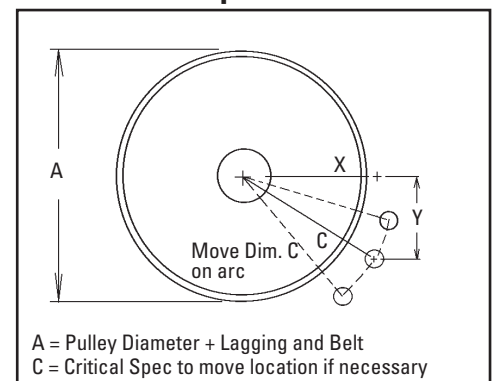
*Each pole size can be used with a blade size either belt width minus 2" (50mm), belt width minus 8" (200mm), or belt width minus 14" (350mm).

Clearance Guidelines For Installation

HORIZONTAL CLEARANCE REQUIRED		VERTICAL CLEARANCE REQUIRED	
in.	mm	in.	mm
4	100	9 1/2	238



Pole Location Specs

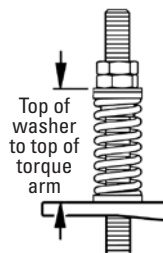


A = Pulley Diameter + Lagging and Belt
C = Critical Spec to move location if necessary

Spring Length Chart

BLADE WIDTH		PURPLE SPRING		WHITE SPRING		GOLD SPRING	
in.	mm	in.	mm	in.	mm	in.	mm
10	250	5 5/8	143	6 3/8	162	N/A	N/A
16	400	5	127	6 1/8	156	N/A	N/A
22	550	4 3/8	111	6	152	N/A	N/A
28	700	3 7/8	98	5 7/8	149	N/A	N/A
34	850	N/A	N/A	5 5/8	143	6 1/8	156
40	1000	N/A	N/A	5 1/2	140	6	152
46	1150	N/A	N/A	5 1/4	133	5 7/8	149
52	1300	N/A	N/A	5 1/8	130	5 7/8	149
58	1450	N/A	N/A	5	127	5 3/4	146
64	1600	N/A	N/A	4 3/4	121	5 5/8	143

Shading indicates preferred spring option



Pole Location Chart IMPERIAL

A	X	Y	C
10	3	9	9 1/2
11	3 3/4	9	9 3/4
12	4 3/8	9	10
13	5 3/8	9	10 1/2
14	5 7/8	9	10 3/4
15	6 3/8	9	11 1/4
16	7 1/8	9	11 1/2
17	7 7/8	9	12
18	8 1/4	9	12 1/4
19	9	9	12 3/4
20	9 3/8	9	13
21	10	9	13 1/2
22	10 3/4	9	14
23	11 3/8	9	14 1/2
24	12	9	15
25	12 5/8	9	15 1/2
26	13 1/4	9	16
27	13 7/8	9	16 1/2
28	14 3/8	9	17
29	15	9	17 1/2
30	15 5/8	9	18
31	16 1/8	9	18 1/2
32	16 3/4	9	19
33	17 1/4	9	19 1/2
34	17 7/8	9	20
35	18 3/8	9	20 1/2
36	19	9	21

Pole Location Chart METRIC

A	X	Y	C
250	74	230	242
275	92	230	248
300	108	230	254
325	131	230	265
350	146	230	273
375	166	230	284
400	179	230	291
425	195	230	301
450	207	230	309
475	223	230	320
500	235	230	329
525	249	230	339
550	266	230	352
575	283	230	365
600	299	230	377
625	314	230	390
650	330	230	402
675	346	230	415
700	360	230	427
725	374	230	439
775	389	230	452
775	403	230	464
825	417	230	477
825	432	230	489
850	446	230	501
875	460	230	514
900	474	230	526

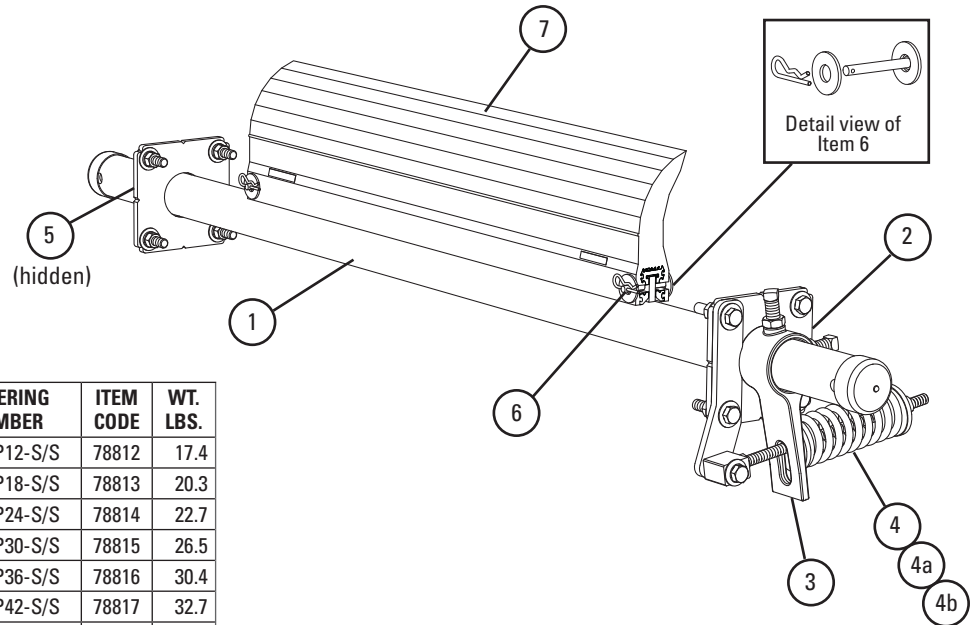
Specifications:

- Maximum Belt Speed700 FPM (3.5M/sec)
- Temperature Rating-30°F to 180°F (-35°C to 82°C)
- Minimum Pulley Diameter.....10" (250mm)
- Blade Height.....7-1/4" (185mm)
- Usable Blade Wear Length.....4" (100mm)
- Blade MaterialPolyurethane (chemical resistant/ food grade)
- Available for Belt Widths12" to 60" (300 to 1500mm)
- CEMA Cleaner RatingClass 2

U.S. Patents No. D482,508S; 9,242,805; D756,060; D747,838

Replacement Parts List

EZP1 Stainless Steel Precleaner with White ConShear™ Blade



Replacement Parts

REF	DESCRIPTION	ORDERING NUMBER	ITEM CODE	WT. LBS.
1	12" (300mm) SS Pole	EZP1P12-S/S	78812	17.4
	18" (450mm) SS Pole	EZP1P18-S/S	78813	20.3
	24" (600mm) SS Pole	EZP1P24-S/S	78814	22.7
	30" (750mm) SS Pole	EZP1P30-S/S	78815	26.5
	36" (900mm) SS Pole	EZP1P36-S/S	78816	30.4
	42" (1050mm) SS Pole	EZP1P42-S/S	78817	32.7
	48" (1200mm) SS Pole	EZP1P48-S/S	78818	35.3
	54" (1350mm) SS Pole	EZP1P54-S/S	78819	39.2
	60" (1500mm) SS Pole	EZP1P60-S/S	78820	43.3
	72" (1800mm) SS Pole	EZP1P72-S/S	78821	48.2
2	SS Mounting Plate Kit* (2 ea.)	EZP1MPK-S/S	78923	7.7
3	SS Torque Arm Kit* (1 ea.)	ESTAK-EST-S/S	78849	3.6
4	SS Tension Spring - Purple	QMTS-P-S/S	77450	1.0
4a	SS Tension Spring - White	QMTS-W-S/S	77451	1.2
4b	SS Tension Spring - Gold	QMTS-G-S/S	77452	1.4
5	SS Pole Lock* (1 ea.)	EZP1PL-S/S	78848	1.1
-	SS EST Tensioner - Purple* for blade widths 12" - 28" (300 - 700mm) (includes 1 each items 2, 3, 4)	EST-P-S/S	78808	7.7
-	SS EST Tensioner - White* for blade widths 34" - 52" (850 - 1300mm) (includes 1 each items 2, 3, 4a)	EST-W-S/S	78809	7.9
-	SS EST Tensioner - Gold* for blade widths 58" - 70" (1450 - 1750mm) (includes 1 each items 2, 3, 4b)	EST-G-S/S	78810	8.1
6	Blade Pin (1 ea.)	MSPBPK-S/S	77583	0.1

*Hardware Included
Lead time: 1 working day

Spring Tensioner Selection Chart

Cleaner Blade Width	78808 EST-P-S/S	78809 EST-W-S/S	78810 EST-G-S/S
ConShear 12" - 28" (300 - 700mm)	X		
ConShear 34" - 52" (850 - 1300mm)		X	
ConShear 58" - 70" (1450 - 1750mm)			X

For best results use Flexco Genuine Replacement Blades and Parts.

U.S. Patents No. D482,508S; 9,242,805; D756,060; D747,838

Product Ordering Information

EZP-LS Limited Space Precleaner



EZP-LS Precleaner Belt Width Minus 2" (50mm)

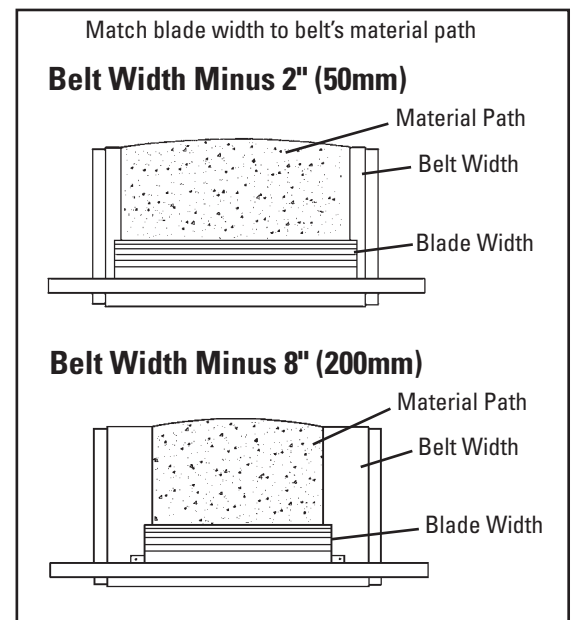
BELT WIDTH		BLADE WIDTH		ORDERING NUMBER	ITEM CODE	WT. LBS.
in.	mm	in.	mm			
12	300	10	250	EZP-LS212	77127	24.8
18	450	16	400	EZP-LS218	77128	28.2
24	600	22	550	EZP-LS224	77129	31.7
30	750	28	700	EZP-LS230	77130	35.1
36	900	34	850	EZP-LS236	77131	38.6
42	1050	40	1000	EZP-LS242	77132	42.0
48	1200	46	1150	EZP-LS248	77133	45.5
54	1350	52	1300	EZP-LS254	77134	48.9
60	1500	58	1450	EZP-LS260	77135	52.5

Lead time: 1 working day

EZP-LS Precleaner Belt Width Minus 8" (200mm)

BELT WIDTH		BLADE WIDTH		ORDERING NUMBER	ITEM CODE	WT. LBS.
in.	mm	in.	mm			
18	450	10	250	EZP-LS818	77136	27.0
24	600	16	400	EZP-LS824	77137	30.4
30	750	22	550	EZP-LS830	77138	33.9
36	900	28	700	EZP-LS836	77139	37.3
42	1050	34	850	EZP-LS842	77140	40.8
48	1200	40	1000	EZP-LS848	77141	44.2
54	1350	46	1150	EZP-LS854	77142	47.7
60	1500	52	1300	EZP-LS860	77143	51.2

Lead time: 1 working day



Product Notes:

- For optimal cleaning and reduced blade retensioning maintenance, the cleaner blade width should be sized to fit the material path of the belt. The material path is typically 2/3 of the belt width.
- Each cleaner can be retrofitted with three replacement blade sizes (belt width minus 2" (50mm), minus 8" (200mm), or minus 14" (350mm).
- Comes complete with universal mounting plates and tensioner.
- Visual tension check. No guesswork on blade tensioning. Simply measure the spring, check label on tensioner and turn adjusting nut to restore optimal tension.
- Visual blade wear check. Tensioner has built-in gauge to monitor blade wear.
- Works with mechanical splices. Polyurethane blade glides over splices.
- Compatible with reversing belts.
- For replacement parts see the EZP-LS Parts List on 29.
- For applications requiring longer pole lengths, go to the minus 8" (200mm) chart and select the cleaner one belt width size larger. This will provide a pole 6" (150mm) longer and a blade size of belt width minus 2" (50mm).

U.S. Patents No. D482,508S; 9,242,805; D756,060; D747,838

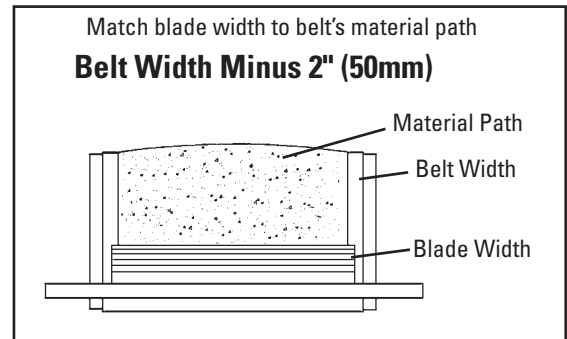
Product Ordering Information

High Temp EZP-LS Limited Space Precleaner

EZP-LS High-Temp Precleaner Belt Width Minus 2" (50mm)

BELT WIDTH		BLADE WIDTH		ORDERING NUMBER	ITEM CODE	WT. LBS.
in.	mm	in.	mm			
12	300	10	250	EZP-LS212HT	77746	24.8
18	450	16	400	EZP-LS218HT	77747	28.2
24	600	22	550	EZP-LS224HT	77748	31.7
30	750	28	700	EZP-LS230HT	77749	35.1
36	900	34	850	EZP-LS236HT	77750	38.6
42	1050	40	1000	EZP-LS242HT	77751	42.0
48	1200	46	1150	EZP-LS248HT	77752	45.5
54	1350	52	1300	EZP-LS254HT	77753	48.9
60	1500	58	1450	EZP-LS260HT	77754	52.5

Lead time: 1 working day



Product Notes:

- The high-temp ConShear LS works in temperatures up to 275°F (135°C) with spikes to 325°F (164°C).
- Each cleaner can be retrofitted with three replacement blade sizes (belt width minus 2" (50mm), minus 8" (200mm), or minus 14" (350mm).
- Comes complete with universal mounting plates and tensioner.
- Visual tension check. No guesswork on blade tensioning. Simply measure the spring, check label on tensioner and turn adjusting nut to restore optimal tension.
- Visual blade wear check. Tensioner has built-in gauge to monitor blade wear.
- Works with mechanical splices. Polyurethane blade glides over splices.
- Compatible with reversing belts.
- For replacement parts see the EZP-LS Parts List on 29.

U.S. Patents No. D482,508S; 9,242,805; D756,060; D747,838

ConShear™ LS Replacement Blades

EZP-LS
Limited Space Precleaner



Blade Width Selection

BELT WIDTH		BELT WIDTH - 2" (50mm)		BELT WIDTH - 8" (200mm)		BELT WIDTH - 14" (350mm)	
in.	mm	in.	mm	in.	mm	in.	mm
12	300	10	250	N/A	N/A	N/A	N/A
18	450	16	400	10	250	N/A	N/A
24	600	22	550	16	400	10	250
30	750	28	700	22	550	16	400
36	900	34	850	28	700	22	550
42	1050	40	1000	34	850	28	700
48	1200	46	1150	40	1000	34	850
54	1350	52	1300	46	1150	40	1000
60	1500	58	1450	52	1300	46	1150

Replacement ConShear™-LS Blades

BLADE WIDTH		ORDERING NUMBER	ITEM CODE	WT. LBS.
in.	mm			
10	250	CRB-LS10	77088	2.1
16	400	CRB-LS16	77089	3.3
22	550	CRB-LS22	77090	4.6
28	700	CRB-LS28	77091	5.8
34	850	CRB-LS34	77092	7.1
40	1000	CRB-LS40	77093	8.3
46	1150	CRB-LS46	77094	9.6
52	1300	CRB-LS52	77095	10.8
58	1450	CRB-LS58	77096	12.1

Other blade sizes available upon request.
Lead time: 1 working day

Replacement ConShear™-LS High-Temp Blades

BLADE WIDTH		ORDERING NUMBER	ITEM CODE	WT. LBS.
in.	mm			
10	250	CRB-LS10HT	77551	2.1
16	400	CRB-LS16HT	77552	3.3
22	550	CRB-LS22HT	77553	4.6
28	700	CRB-LS28HT	77554	5.8
34	850	CRB-LS34HT	77555	7.1
40	1000	CRB-LS40HT	77556	8.3
46	1150	CRB-LS46HT	77557	9.6
52	1300	CRB-LS52HT	77558	10.8
58	1450	CRB-LS58HT	77559	12.1

Other blade sizes available upon request.
Lead time: 1 working day

Replacement ConShear™-LS White Blades (Chemical Resistant/Food Grade) ‡

BLADE WIDTH		ORDERING NUMBER	ITEM CODE	WT. LBS.
in.	mm			
10	250	CRB-LS10W	77097	2.1
16	400	CRB-LS16W	77098	3.3
22	550	CRB-LS22W	77099	4.6
28	700	CRB-LS28W	77100	5.8
34	850	CRB-LS34W	77101	7.1
40	1000	CRB-LS40W	77102	8.3
46	1150	CRB-LS46W	77103	9.6
52	1300	CRB-LS52W	77104	10.8
58	1450	CRB-LS58W	77105	12.1

Other blade sizes available upon request.
Lead time: 1 working day

‡ All ingredients used in the polyurethane formulation of this blade comply with the relevant requirements of 21 CFR (FDA Code of Federal Regulations) for use in repeated bulk dry food applications

Product Notes:

- Take blade width and ordering number from the worn blade and use the Replacement Blade Chart.
- For optimal cleaning and reduced blade retensioning maintenance, the cleaner blade width should be sized to fit the material path of the belt. The material path is typically 2/3 of the belt width.
- The ConShear™ blade has a faceted profile that renews the cleaning edge as it wears.
- Visual tension check. No guesswork on blade tensioning. Simply measure the spring, check label on tensioner and turn adjusting nut to restore optimal tension.
- ConShear blades are made of a special long-wearing polyurethane.
- A molded-in blade wear line indicates when the blade is worn out and needs to be replaced.
- Blade replacement is quick. Pull one pin, remove the old blade and slide the new one in.

U.S. Patents No. D482,508S; 9,242,805; D756,060; D747,838

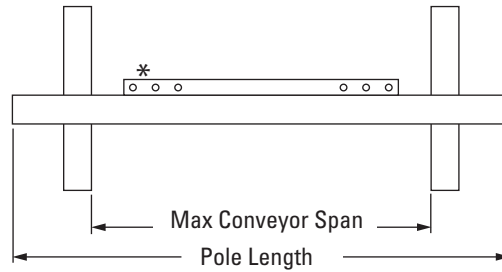
Specifications & Guidelines

EZP-LS Limited Space Precleaner

Pole Length Specifications

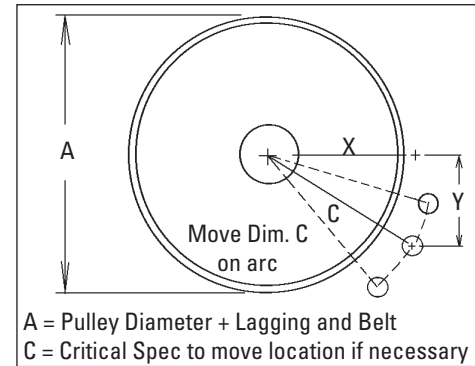
CLEANER SIZE		POLE LENGTH		MAXIMUM CONVEYOR SPAN	
in.	mm	in.	mm	in.	mm
12	300	42	1050	37	925
18	450	48	1200	43	1075
24	600	54	1350	49	1225
30	750	60	1500	55	1375
36	900	66	1650	61	1525
42	1050	72	1800	67	1675
48	1200	78	1950	73	1825
54	1350	88	2200	83	2075
60	1500	94	2350	89	2225

Pole Diameter – 1-7/8" (48 mm)



*Each pole size can be used with a blade size either belt width minus 2" (50mm), belt width minus 8" (200mm), or belt width minus 14" (350mm).

Pole Location Specs

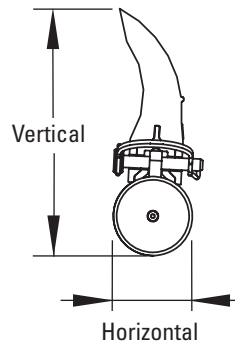


A = Pulley Diameter + Lagging and Belt

C = Critical Spec to move location if necessary

Clearance Guidelines for Installation

HORIZONTAL CLEARANCE REQUIRED		VERTICAL CLEARANCE REQUIRED	
in.	mm	in.	mm
3	75	6 1/2	165

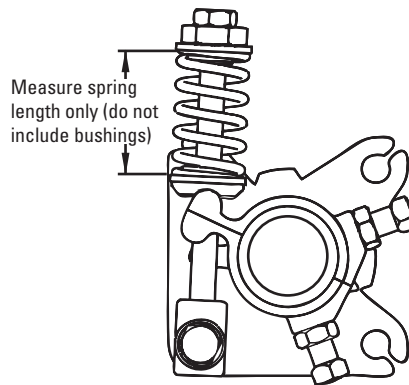


Spring Length Chart

EZP-LS w/Purple or Yellow Blade

BLADE WIDTH		PURPLE SPRING		WHITE SPRING		SILVER SPRING	
in.	mm	in.	mm	in.	mm	in.	mm
10	250	2	51	N/A	N/A	N/A	N/A
16	400	1 5/8	48	2 1/8	54	N/A	N/A
22	550	N/A	N/A	2	51	N/A	N/A
28	700	N/A	N/A	1 7/8	48	N/A	N/A
34	850	N/A	N/A	1 3/4	44	N/A	N/A
40	1000	N/A	N/A	1 1/2	38	N/A	N/A
46	1150	N/A	N/A	1 3/8	35	2	51
52	1300	N/A	N/A	N/A	N/A	2	51
58	1450	N/A	N/A	N/A	N/A	1 7/8	48

Shading indicates preferred spring option



Specifications:

- Maximum Belt Speed 500 FPM (2.5M/sec)
- Temperature Rating (ConShear, ConShear White) -30°F to 180°F (-35°C to 82°C)
- Temperature Rating (ConShear High Temp) Up to 275°F (135°C) with spikes to 325°F (164°C)
- Minimum Pulley Diameter 6" (150mm)
- Blade Height 4.5" (115mm)
- Usable Blade Wear Length 2-3/8" (60mm)
- Blade Material Polyurethane (proprietary blend for abrasion resistance and long wear)
- Available for Belt Widths 12" to 60" (300 to 1500mm)
- CEMA Cleaner Rating Class 2

Pole Location Chart - Imperial

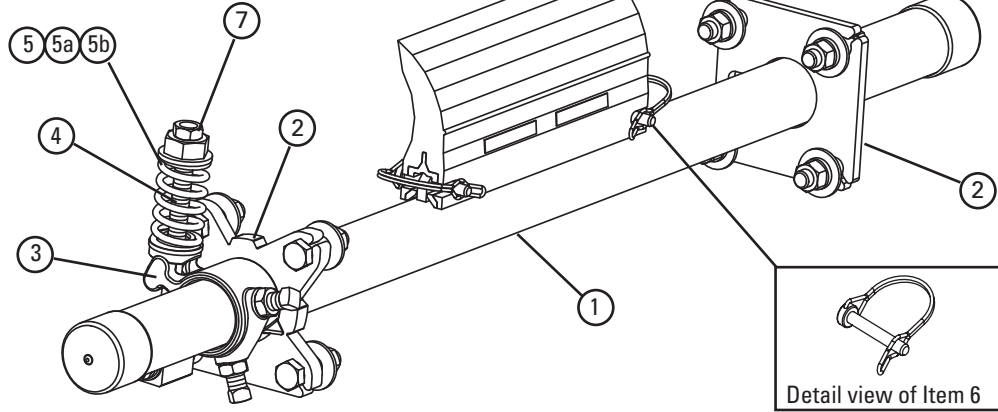
A	X	Y	C
6"	2 5/8"	5 1/2"	6 1/8"
7"	3 1/4"	5 1/2"	6 3/8"
8"	3 7/8"	5 1/2"	6 3/4"
9"	4 3/8"	5 1/2"	7"
10"	5"	5 1/2"	7 3/8"
11"	5 1/2"	5 1/2"	7 3/4"
12"	6 1/8"	5 1/2"	8 1/4"
13"	6 5/8"	5 1/2"	8 5/8"
14"	7 1/8"	5 1/2"	9"
15"	7 5/8"	5 1/2"	9 3/8"
16"	8 1/4"	5 1/2"	9 7/8"
17"	8 3/4"	5 1/2"	10 3/8"
18"	9 1/4"	5 1/2"	10 3/4"
19"	9 3/4"	5 1/2"	11 1/4"
20"	10 1/4"	5 1/2"	11 5/8"
21"	10 3/4"	5 1/2"	12 1/8"
22"	11 1/4"	5 1/2"	12 1/2"

Pole Location Chart - Metric

A	X	Y	C
150	65	140	150
175	81	140	155
200	96	140	162
225	109	140	171
250	125	140	179
275	138	140	189
300	153	140	198
325	166	140	209
350	178	140	219
375	191	140	229
400	206	140	239
425	219	140	252
450	231	140	263
475	244	140	273
500	256	140	284
525	269	140	295
550	281	140	307

Replacement Parts List

EZP-LS Limited Space Precleaner



Replacement Parts

REF	DESCRIPTION	ORDERING NUMBER	ITEM CODE	WT. LBS.
1	12" (300mm) Pole	LSP12	77070	13.3
	18" (450mm) Pole	LSP18	77071	15.5
	24" (600mm) Pole	LSP24	77072	17.7
	30" (750mm) Pole	LSP30	77073	19.9
	36" (900mm) Pole	LSP36	77074	22.1
	42" (1050mm) Pole	LSP42	77075	24.3
	48" (1200mm) Pole	LSP48	77076	26.5
	54" (1350mm) Pole	LSP54	77077	28.7
60" (1500mm) Pole	LSP60	77078	31.0	
2	Mounting Plate Kit* (incl. 1 tensioner mounting plate and 1 pole mounting plate)	LSTMPK	77366	3.6
3	Torque Arm Kit* (1 ea.)	LST-TAK	77120	1.4
4	Pivot Block/Rod Kit* (1 ea.)	LSTPB-RK	77367	.8
5	Tension Spring - Purple (1 ea.) for blades 10"-16" (250-400mm)	LS-SPK	77365	.2
5a	Tension Spring - White (1 ea.) for blades 22" - 46" (550 - 1150mm)	LS-SW	77117	.3
5b	Tension Spring - Silver (1 ea.) for blades 52" - 58" (1300 - 1450mm)	LS-SS	77118	.3
6	LS Blade Pin (1 ea.)	LS-BP	77114	.1
7	Jam Nut Kit LST Tensioner	JNK-B	79892	.3
-	LST Spring Tensioner* - Purple incl. 1 tensioner mounting plate and 1 ea. items 3, 4 & 5 for blades 10"-16" (250-400mm)	LST-P	77121	7.5
-	LST Spring Tensioner* - White incl. 1 tensioner mounting plate and 1 ea. items 3, 4 & 5a for blades 22"-46" (550 - 1150mm)	LST-W	77122	7.6
-	LST Spring Tensioner* - Silver incl. 1 tensioner mounting plate and 1 ea. items 3, 4 & 5b for blades 52"-58" (1300 - 1450mm)	LST-S	77123	7.6

Hardware Included

For Arch/Gordon Mini-Saber Blades

BELT WIDTH	BLADE WIDTH		ORDERING NUMBER	ITEM CODE	ARCH/GORDON PART NUMBER	WT. LBS.	
	in.	mm					
18	450	16	400	RBAGM-16	77106	MRBMN00018	3.3
24	600	22	550	RBAGM-22	77107	MRBMN00024	4.6
30	750	28	700	RBAGM-28	77108	MRBMN00030	5.8
36	900	34	850	RBAGM-34	77109	MRBMN00036	7.1
42	1050	40	1000	RBAGM-40	77110	MRBMN00042	8.3
48	1200	46	1150	RBAGM-46	77111	MRBMN00048	9.6

Additional sizes are available upon request. Call for pricing.

Spring Tensioner Selection Chart

CLEANER BLADE WIDTH	77121 Purple	77122 White	77123 Silver
ConShear-LS 10" - 16" (250 - 400mm)	X		
ConShear-LS 22" - 46" (550 - 1150mm)		X	
ConShear-LS 52" - 58" (1300 - 1450mm)			X

For best results use Flexco Genuine Replacement Blades and Parts.

U.S. Patents No. D482,508S; 9,242,805; D756,060; D747,838

Product Ordering Information

EZP-LS Stainless Steel Limited Space Precleaner with White ConShear™ LS Blade



EZP-LS Stainless Steel Precleaner with White ConShear™ LS Blade Belt Width Minus 2" (50mm)

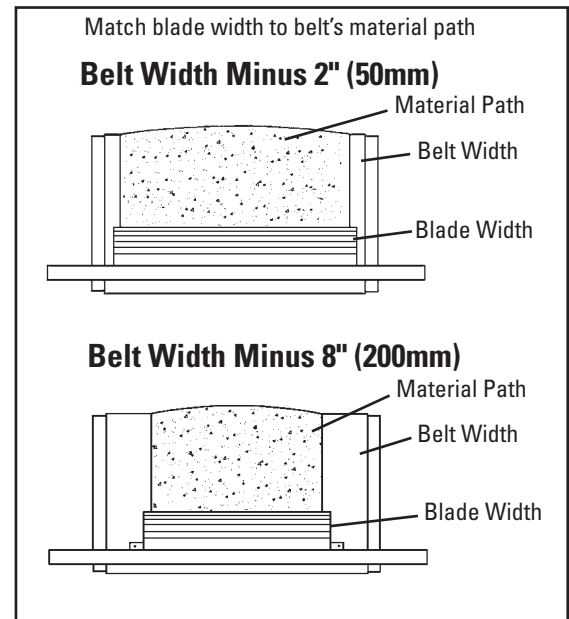
BELT WIDTH		BLADE WIDTH		ORDERING NUMBER	ITEM CODE	WT. LBS.
in.	mm	in.	mm			
12	300	10	250	CLSFG-212	77144	24.8
18	450	16	400	CLSFG-218	77145	28.2
24	600	22	550	CLSFG-224	77146	31.7
30	750	28	700	CLSFG-230	77147	35.1
36	900	34	850	CLSFG-236	77148	38.6
42	1050	40	1000	CLSFG-242	77149	42.0
48	1200	46	1150	CLSFG-248	77150	45.5
54	1350	52	1300	CLSFG-254	77151	48.9
60	1500	58	1450	CLSFG-260	77152	52.5

Lead time: 1 working day

EZP-LS Stainless Steel Precleaner with White ConShear™ LS Blade Belt Width Minus 8" (200mm)

BELT WIDTH		BLADE WIDTH		ORDERING NUMBER	ITEM CODE	WT. LBS.
in.	mm	in.	mm			
18	450	10	250	CLSFG-818	77153	27.0
24	600	16	400	CLSFG-824	77154	30.4
30	750	22	550	CLSFG-830	77155	33.9
36	900	28	700	CLSFG-836	77156	37.3
42	1050	34	850	CLSFG-842	77157	40.8
48	1200	40	1000	CLSFG-848	77158	44.2
54	1350	46	1150	CLSFG-854	77159	47.7
60	1500	52	1300	CLSFG-860	77160	51.2

Lead time: 1 working day



Product Notes:

- White food-grade ConShear Precleaner is chemical resistant and all ingredients used in polyurethane formulation comply with the relevant requirements of 21 CFR (FDA Code of Federal Regulations) for use in repeated bulk dry food applications.
- For optimal cleaning and reduced blade retensioning maintenance, the cleaner blade width should be sized to fit the material path of the belt. The material path is typically 2/3 of the belt width.
- Each cleaner can be retrofitted with three replacement blade sizes (belt width -2" (50mm), -8" (200mm), or -14" (350mm)).
- Comes complete with universal mounting plates and tensioner(s).
- Visual tension check. No guesswork on blade tensioning. Simply measure the spring, check label on tensioner and turn adjusting nut to restore optimal tension.
- Visual blade wear check. Tensioner has built-in gauge to monitor blade wear.
- Works with mechanical splices. Polyurethane blade glides over splices.
- Compatible with reversing belts.
- For replacement parts see the EZP-LS SS Parts List on 33.
- For applications requiring longer pole lengths, go to the minus 8" (200mm) chart and select the cleaner one belt width size larger. This will provide a pole 6" (150mm) longer and a blade size of belt width minus 2" (50mm).

U.S. Patents No. D482,508S; 9,242,805; D756,060; D747,838

ConShear™ LS Replacement Blades

EZP-LS
Limited Space Precleaner

Blade Width Selection

BELT WIDTH		BELT WIDTH - 2" (50mm)		BELT WIDTH - 8" (200mm)		BELT WIDTH - 14" (350mm)	
in.	mm	in.	mm	in.	mm	in.	mm
12	300	10	250	N/A	N/A	N/A	N/A
18	450	16	400	10	250	N/A	N/A
24	600	22	550	16	400	10	250
30	750	28	700	22	550	16	400
36	900	34	850	28	700	22	550
42	1050	40	1000	34	850	28	700
48	1200	46	1150	40	1000	34	850
54	1350	52	1300	46	1150	40	1000
60	1500	58	1450	52	1300	46	1150



Replacement ConShear™-LS Blades

BLADE WIDTH		ORDERING NUMBER	ITEM CODE	WT. LBS.
in.	mm			
10	250	CRB-LS10	77088	2.1
16	400	CRB-LS16	77089	3.3
22	550	CRB-LS22	77090	4.6
28	700	CRB-LS28	77091	5.8
34	850	CRB-LS34	77092	7.1
40	1000	CRB-LS40	77093	8.3
46	1150	CRB-LS46	77094	9.6
52	1300	CRB-LS52	77095	10.8
58	1450	CRB-LS58	77096	12.1

Other blade sizes available upon request.
Lead time: 1 working day

Replacement ConShear™-LS White Blades (Chemical Resistant/Food Grade) ‡

BLADE WIDTH		ORDERING NUMBER	ITEM CODE	WT. LBS.
in.	mm			
10	250	CRB-LS10W	77097	2.1
16	400	CRB-LS16W	77098	3.3
22	550	CRB-LS22W	77099	4.6
28	700	CRB-LS28W	77100	5.8
34	850	CRB-LS34W	77101	7.1
40	1000	CRB-LS40W	77102	8.3
46	1150	CRB-LS46W	77103	9.6
52	1300	CRB-LS52W	77104	10.8
58	1450	CRB-LS58W	77105	12.1

Other blade sizes available upon request.
Lead time: 1 working day

‡ All ingredients used in the polyurethane formulation of this blade comply with the relevant requirements of 21 CFR (FDA Code of Federal Regulations) for use in repeated bulk dry food applications

Replacement ConShear™-LS High-Temp Blades

BLADE WIDTH		ORDERING NUMBER	ITEM CODE	WT. LBS.
in.	mm			
10	250	CRB-LS10HT	77551	2.1
16	400	CRB-LS16HT	77552	3.3
22	550	CRB-LS22HT	77553	4.6
28	700	CRB-LS28HT	77554	5.8
34	850	CRB-LS34HT	77555	7.1
40	1000	CRB-LS40HT	77556	8.3
46	1150	CRB-LS46HT	77557	9.6
52	1300	CRB-LS52HT	77558	10.8
58	1450	CRB-LS58HT	77559	12.1

Other blade sizes available upon request.
Lead time: 1 working day

Product Notes:

- Take blade width and ordering number from the worn blade and use the Replacement Blade Chart.
- For optimal cleaning and reduced blade retensioning maintenance, the cleaner blade width should be sized to fit the material path of the belt. The material path is typically 2/3 of the belt width.
- The ConShear™ blade has a faceted profile that renews the cleaning edge as it wears.
- Visual tension check. No guesswork on blade tensioning. Simply measure the spring, check label on tensioner and turn adjusting nut to restore optimal tension.
- ConShear blades are made of a special long-wearing polyurethane.
- A molded-in blade wear line indicates when the blade is worn out and needs to be replaced.
- Blade replacement is quick. Pull one pin, remove the old blade and slide the new one in.

U.S. Patents No. D482,508S; 9,242,805; D756,060; D747,838

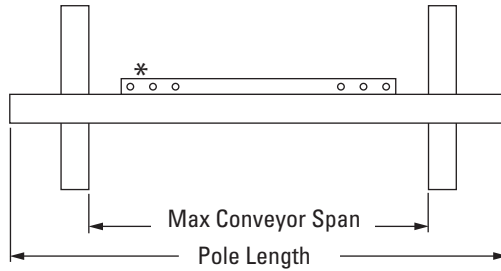
Specifications & Guidelines

EZP-LS Stainless Steel Limited Space Precleaner with White ConShear™ LS Blade

Pole Length Specifications

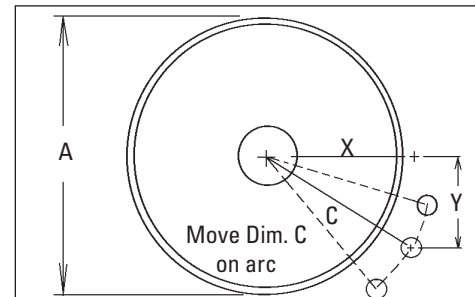
CLEANER SIZE		POLE LENGTH		MAXIMUM CONVEYOR SPAN	
in.	mm	in.	mm	in.	mm
12	300	42	1050	37	925
18	450	48	1200	43	1075
24	600	54	1350	49	1225
30	750	60	1500	55	1375
36	900	66	1650	61	1525
42	1050	72	1800	67	1675
48	1200	78	1950	73	1825
54	1350	88	2200	83	2075
60	1500	94	2350	89	2225

Pole Diameter - 1-7/8" (48 mm)



*Each pole size can be used with a blade size either belt width minus 2" (50mm), belt width minus 8" (200mm), or belt width minus 14" (350mm).

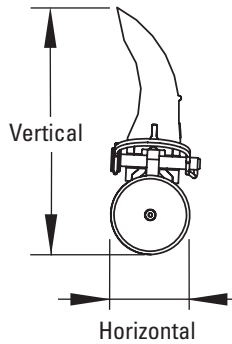
Pole Location Specs



A = Pulley Diameter + Lagging and Belt
C = Critical Spec to move location if necessary

Clearance Guidelines for Installation

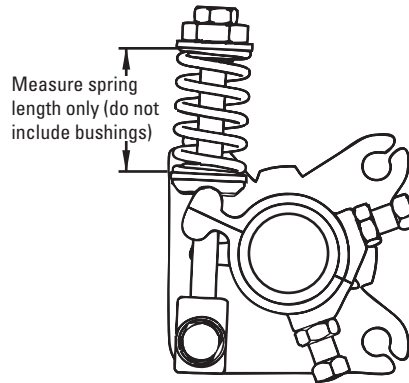
HORIZONTAL CLEARANCE REQUIRED		VERTICAL CLEARANCE REQUIRED	
in.	mm	in.	mm
3	75	6 1/2	165



Spring Length Chart

BLADE WIDTH		BLACK SPRING		WHITE SPRING		DUAL WHITE SPRINGS	
in.	mm	in.	mm	in.	mm	in.	mm
10	250	3 1/2	89	3 3/4	95	3 7/8	98
16	400	3 1/4	83	3 5/8	92	3 7/8	98
22	550	2 7/8	73	3 1/2	89	3 3/4	95
28	700	2 5/8	67	3 3/8	86	3 3/4	95
34	850	N/A	N/A	3 1/4	83	3 5/8	92
40	1000	N/A	N/A	3 1/8	79	3 5/8	92
46	1150	N/A	N/A	3	76	3 1/2	89
52	1300	N/A	N/A	N/A	N/A	3 1/2	89
58	1450	N/A	N/A	N/A	N/A	3 3/8	86

Shading indicates preferred spring option



Pole Location Chart – Imperial

A	X	Y	C
6"	2 5/8"	5 1/2"	6 1/8"
7"	3 1/4"	5 1/2"	6 3/8"
8"	3 7/8"	5 1/2"	6 3/4"
9"	4 3/8"	5 1/2"	7"
10"	5"	5 1/2"	7 3/8"
11"	5 1/2"	5 1/2"	7 3/4"
12"	6 1/8"	5 1/2"	8 1/4"
13"	6 5/8"	5 1/2"	8 5/8"
14"	7 1/8"	5 1/2"	9"
15"	7 5/8"	5 1/2"	9 3/8"
16"	8 1/4"	5 1/2"	9 7/8"
17"	8 3/4"	5 1/2"	10 3/8"
18"	9 1/4"	5 1/2"	10 3/4"
19"	9 3/4"	5 1/2"	11 1/4"
20"	10 1/4"	5 1/2"	11 5/8"
21"	10 3/4"	5 1/2"	12 1/8"
22"	11 1/4"	5 1/2"	12 1/2"

Pole Location Chart – Metric

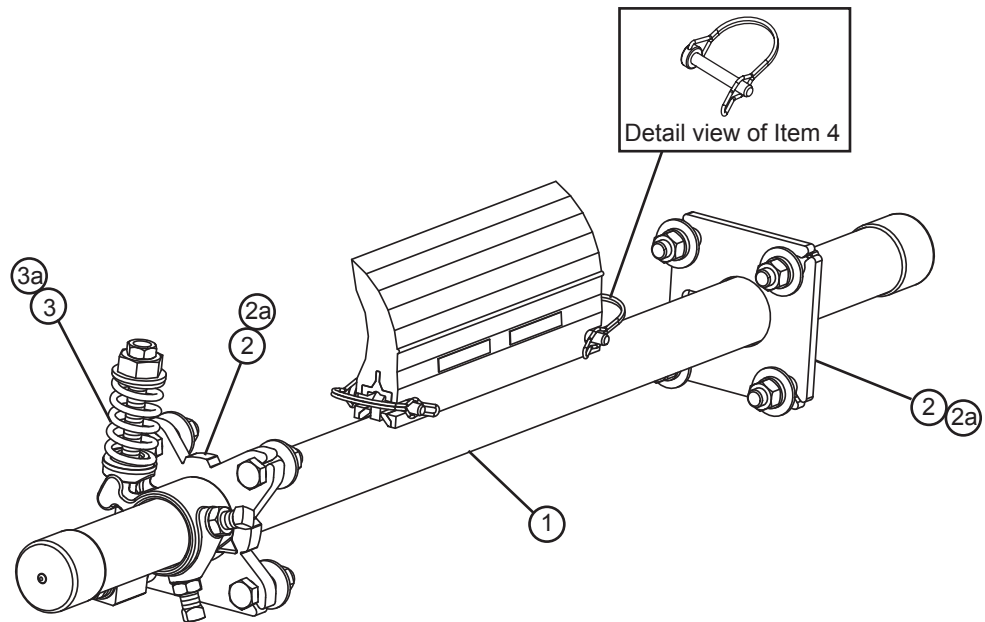
A	X	Y	C
150	65	140	150
175	81	140	155
200	96	140	162
225	109	140	171
250	125	140	179
275	138	140	189
300	153	140	198
325	166	140	209
350	178	140	219
375	191	140	229
400	206	140	239
425	219	140	252
450	231	140	263
475	244	140	273
500	256	140	284
525	269	140	295
550	281	140	307

Specifications:

- Maximum Belt Speed 500 FPM (2.5M/sec)
- Temperature Rating (ConShear, ConShear White) -30°F to 180°F (-35°C to 82°C)
- Temperature Rating (ConShear High Temp) Up to 275°F (135°C) with spikes to 325°F (164°C)
- Minimum Pulley Diameter 6" (150mm)
- Blade Height 4.5" (115mm)
- Usable Blade Wear Length 2-3/8" (60mm)
- Blade Material (ConShear White) Polyurethane (chemical resistant/food grade)
- Available for Belt Widths 12" to 60" (300 to 1500mm)
- CEMA Cleaner Rating Class 2

Replacement Parts List

EZP-LS Stainless Steel Limited Space Precleaner with White ConShear™ LS Blade



Replacement Parts

REF	DESCRIPTION	ORDERING NUMBER	ITEM CODE	WT. LBS.
1	12" (300mm) SS Pole	LSP12-S/S	77079	13.3
	18" (450mm) SS Pole	LSP18-S/S	77080	15.5
	24" (600mm) SS Pole	LSP24-S/S	77081	17.7
	30" (750mm) SS Pole	LSP30-S/S	77082	19.9
	36" (900mm) SS Pole	LSP36-S/S	77083	22.1
	42" (1050mm) SS Pole	LSP42-S/S	77084	24.3
	48" (1200mm) SS Pole	LSP48-S/S	77085	26.5
	54" (1350mm) SS Pole	LSP54-S/S	77086	28.7
	60" (1500mm) SS Pole	LSP60-S/S	77087	31.0
2	SS Mounting Plate Kit (10"-46"/250-1150mm)* (incl. 1 tensioner mounting plate and 1 pole mounting plate)	LSTMPK-S/S	78933	3.6
2a	SS Mounting Plate Kit (52"+/1300mm+)* (incl. 2 tensioner mounting plates)	LSTMPK2-S/S	78462	7.2
3	Tension Spring - Black (1 ea.) for blades 10"-28" (250-700mm)	CTS-B-S/S	78387	.2
3a	Tension Spring - White (1 ea.) for blades 34" - 70" (850 - 1750mm)	LS-SW-S/S	78850	.3
4	SS LS Blade Pin (1 ea.)	LS-BP-S/S	77115	.1
-	SS LST Spring Tensioner* - Black incl. 1 ea. items 2 & 3 for blades 10"-28" (250 - 700mm)	LST-B-S/S	77124	7.5
-	SS LST Spring Tensioner* - White incl. 1 ea. items 2 & 3a for blades 34"- 46" (850 - 1150mm)	LST-W-S/S	77125	7.6
-	SS LST Spring Tensioner* - White (dual) incl. 1 ea. item 2a and 2 ea. item 3a for blades 52"- 70" (1300 - 1750mm)	LST-W-S/S-2	77126	15.2

*Hardware Included

Spring Tensioner Selection Chart

CLEANER BLADE WIDTH	77124 Black (single)	77125 White (single)	77126 White (dual)
Food Grade-LS 10" - 28" (250 - 700mm)	X		
Food Grade-LS 34" - 46" (850 - 1150mm)		X	
Food Grade-LS 52" - 70" (1300 - 1750mm)			X

For best results use Flexco Genuine Replacement Blades and Parts.

U.S. Patents No. D482,508S; 9,242,805; D756,060; D747,838

Product Ordering Information

MSP Standard Mine-Duty Precleaner



MSP Standard-Duty Precleaner Belt Width Minus 2" (50mm)

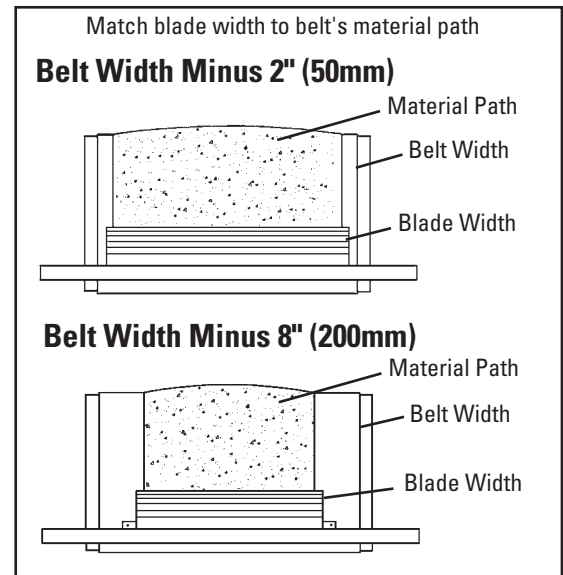
BELT WIDTH		BLADE WIDTH		ORDERING NUMBER	ITEM CODE	WT. LBS.
in.	mm	in.	mm			
24	600	22	550	MSP-224	75787	83.4
30	750	28	700	MSP-230	75788	89.6
36	900	34	850	MSP-236	75789	98.2
42	1050	40	1000	MSP-242	75790	106.0
48	1200	46	1150	MSP-248	75791	113.2
54	1350	52	1300	MSP-254	75792	120.0
60	1500	58	1450	MSP-260	75793	125.7
72	1800	70	1750	MSP-272	75794	140.2
84	2100	82	2050	MSP-284	76796	164.2

Lead time: 1 working day

MSP Standard-Duty Precleaner Belt Width Minus 8" (200mm)

BELT WIDTH		BLADE WIDTH		ORDERING NUMBER	ITEM CODE	WT. LBS.
in.	mm	in.	mm			
24	600	16	400	MSP-824	75795	80.6
30	750	22	550	MSP-830	75796	86.9
36	900	28	700	MSP-836	75797	95.5
42	1050	34	850	MSP-842	75798	103.2
48	1200	40	1000	MSP-848	75799	110.5
54	1350	46	1150	MSP-854	75800	117.2
60	1500	52	1300	MSP-860	75801	123.0
72	1800	64	1600	MSP-872	75802	134.7
84	2100	76	1900	MSP-884	76797	160.0

Lead time: 1 working day



Optional Mounting Kits

DESCRIPTION	ORDERING NUMBER	ITEM CODE	WT. LBS.
Optional Mounting Bar Kit *	MMBK	75830	19.5
Mounting Plate Kit * (2 plates)	MMPK	76537	140.0

*Hardware Included

Lead time: 1 working day

Product Notes:

- Recommended for standard-duty conveyor applications. For tougher belt applications see the MMP Medium-Duty Precleaner (41). For extreme, abusive applications see the MHP Heavy-Duty Precleaner (49) or the MHCP Heavy-Duty Cartridge Precleaner (56).
- Material Path Option: Fit the blade width to the belt's material path. The material path is typically the center 2/3 of the belt width. In most cases a blade size of belt width minus 8" (200mm) may be the best solution.
- Each cleaner pole is retrofittable for three blade sizes (belt width minus 2" (50mm), minus 8" (200mm) or minus 14" (350mm)).
- Pole Length: Belt width plus 54" (1350mm). For conveyors requiring longer pole lengths, go to the minus 8" (200mm) chart and select the cleaner one belt width size larger. This will provide a pole 6" (150mm) longer and a blade size of belt width minus 2" (50mm). For longer requirements see Installation Accessories – Pole Extender Kit (137).
- Visual Tension Check: No guesswork on blade tensioning. Measure the spring and adjust to specified length per blade width to restore optimal tensioning.
- To make cleaner installation easier and quicker, see Optional Mounting Kits (137).
- For replacement parts see MSP Parts List on page 39.

U.S. Patents No. D482,508S; 9,242,805; D756,060; D747,838

Product Ordering Information

MSP Ultra High-Temp Standard Mine-Duty Precleaner

MSP Ultra High-Temp Precleaner Belt Width Minus 2" (50mm)

BELT WIDTH		BLADE WIDTH		ORDERING NUMBER	ITEM CODE	WT. LBS.
in.	mm	in.	mm			
24	600	22	550	MSP-UHT224	91264	83.4
30	750	28	700	MSP-UHT230	91265	89.6
36	900	34	850	MSP-UHT236	91266	98.2
42	1050	40	1000	MSP-UHT242	91267	106.0
48	1200	46	1150	MSP-UHT248	91268	113.2
54	1350	52	1300	MSP-UHT254	91269	120.0
60	1500	58	1450	MSP-UHT260	91270	125.7
72	1800	70	1750	MSP-UHT272	91271	140.2

Lead time: 1 working day



MSP Ultra High-Temp Precleaner Belt Width Minus 8" (200mm)

BELT WIDTH		BLADE WIDTH		ORDERING NUMBER	ITEM CODE	WT. LBS.
in.	mm	in.	mm			
24	600	16	400	MSP-UHT824	91272	80.6
30	750	22	550	MSP-UHT830	91273	86.9
36	900	28	700	MSP-UHT836	91274	95.5
42	1050	34	850	MSP-UHT842	91275	103.2
48	1200	40	1000	MSP-UHT848	91276	110.5
54	1350	46	1150	MSP-UHT854	91277	117.2
60	1500	52	1300	MSP-UHT860	91278	123.0
72	1800	64	1600	MSP-UHT872	91279	134.7

Lead time: 1 working day

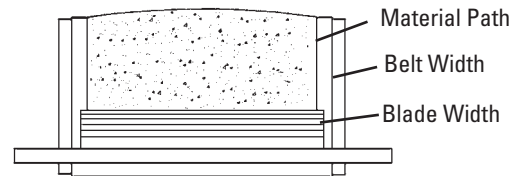
MSP Ultra High-Temp Precleaner Belt Width Minus 14" (350mm)

BELT WIDTH		BLADE WIDTH		ORDERING NUMBER	ITEM CODE	WT. LBS.
in.	mm	in.	mm			
42	1050	28	700	MSP-UHT1442	91280	100.4
48	1200	34	850	MSP-UHT1448	91281	107.8
54	1350	40	1000	MSP-UHT1454	91282	114.4
60	1500	46	1150	MSP-UHT1460	91283	120.3
72	1800	58	1450	MSP-UHT1472	91284	129.2

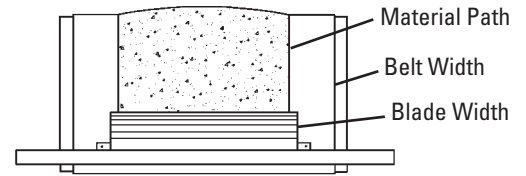
Lead time: 1 working day

Match blade width to belt's material path

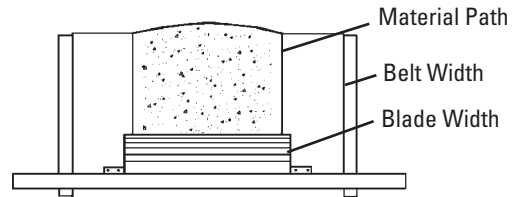
Belt Width Minus 2" (50mm)



Belt Width Minus 8" (200mm)



Belt Width Minus 14" (350mm)



Product Notes:

- Material Path Option: Fit the blade width to the belt's material path. The material path is typically the center 2/3 of the belt width. In most cases a blade size of belt width minus 8" (200mm) may be the best solution.
- Each cleaner pole is retrofittable for three blade sizes (belt width minus 2" (50mm), minus 8" (200mm) or minus 14" (350mm)).
- Pole Length: Belt width plus 54" (1350mm). For conveyors requiring longer pole lengths, go to the minus 8" (200mm) chart and select the cleaner one belt width size larger. This will provide a pole 6" (150mm) longer and a blade size of belt width minus 2" (50mm).
- Visual Tension Check: No guesswork on blade tensioning. Measure the spring and adjust to specified length per blade width to restore optimal tensioning.
- For replacement parts see MSP Parts List on page 39.

U.S. Patents No. D482,508S; 9,242,805; D756,060; D747,838

Product Ordering Information

Stainless Steel MSP Standard Mine-Duty Precleaner



Stainless Steel MSP Standard-Duty Precleaner Belt Width Minus 2" (50mm)

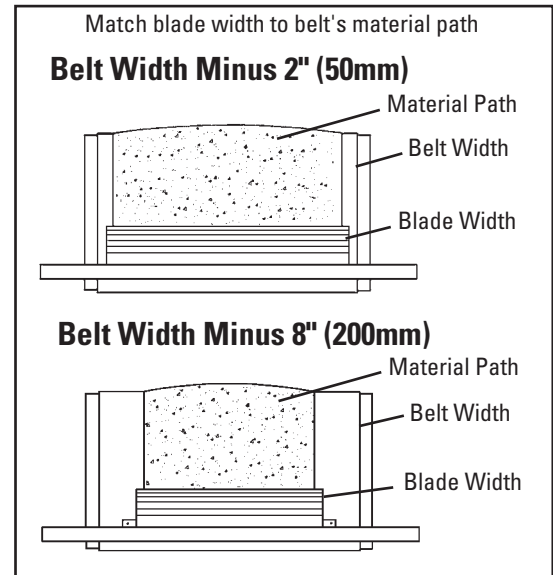
BELT WIDTH		BLADE WIDTH		ORDERING NUMBER	ITEM CODE	WT. LBS.
in.	mm	in.	mm			
24	600	22	550	MSP-224-S/S	77453	83.4
30	750	28	700	MSP-230-S/S	77454	89.6
36	900	34	850	MSP-236-S/S	77455	98.2
42	1050	40	1000	MSP-242-S/S	77456	106.0
48	1200	46	1150	MSP-248-S/S	77457	113.2
54	1350	52	1300	MSP-254-S/S	77458	120.0
60	1500	58	1450	MSP-260-S/S	77459	125.7
72	1800	70	1750	MSP-272-S/S	77460	140.2
84	2100	82	2050	MSP-284-S/S	77461	164.2

Lead time: 3 weeks

Stainless Steel MSP Standard-Duty Precleaner Belt Width Minus 8" (200mm)

BELT WIDTH		BLADE WIDTH		ORDERING NUMBER	ITEM CODE	WT. LBS.
in.	mm	in.	mm			
24	600	16	400	MSP-824-S/S	77462	80.6
30	750	22	550	MSP-830-S/S	77463	86.9
36	900	28	700	MSP-836-S/S	77464	95.5
42	1050	34	850	MSP-842-S/S	77465	103.2
48	1200	40	1000	MSP-848-S/S	77466	110.5
54	1350	46	1150	MSP-854-S/S	77467	117.2
60	1500	52	1300	MSP-860-S/S	77468	123.0
72	1800	64	1600	MSP-872-S/S	77470	134.7
84	2100	76	1900	MSP-884-S/S	77471	160.0

Lead time: 3 weeks



Product Notes:

- Recommended for standard-duty conveyor applications, but in corrosive environments.
- Material Path Option: Fit the blade width to the belt's material path. The material path is typically the center 2/3 of the belt width. In most cases a blade size of belt width minus 8" (200mm) may be the best solution.
- Each cleaner pole is retrofittable for three blade sizes (belt width minus 2" (50mm), minus 8" (200mm) or minus 14" (350mm)).
- Pole Length: Belt width plus 54" (1350mm). For conveyors requiring longer pole lengths, go to the minus 8" chart and select the cleaner one belt width size larger. This will provide a pole 6" (150mm) longer and a blade size of belt width minus 2" (50mm). For longer requirements see Installation Accessories – Pole Extender Kit (137).
- Visual Tension Check: No guesswork on blade tensioning. Measure the spring and adjust to specified length per blade width to restore optimal tensioning.
- To make cleaner installation easier and quicker, see Optional Mounting Kits (137).
- For replacement parts see MSP Stainless Parts List on page 40.

U.S. Patents No. D482,508S; 9,242,805; D756,060; D747,838

ConShear™ Replacement Blades

Replacement ConShear™ Blades

BLADE WIDTH		ORDERING NUMBER	ITEM CODE	WT. LBS.
in.	mm			
10	250	CRB10	75628	4.6
16	400	CRB16	75629	7.3
22	550	CRB22	75630	10.1
28	700	CRB28	75631	12.8
34	850	CRB34	75632	15.5
40	1000	CRB40	75633	18.3
46	1150	CRB46	75634	21.0
52	1300	CRB52	75635	23.8
58	1450	CRB58	75636	26.5
64	1600	CRB64	75775	29.2
70	1750	CRB70	75773	32.0
76	1900	CRB76	76940	34.7
82	2050	CRB82	76941	37.5

Other blade sizes available upon request.
Lead time: 1 working day

Replacement White ConShear™ Blades (Chemical Resistant/Food Grade) ‡

BLADE WIDTH		ORDERING NUMBER	ITEM CODE	WT. LBS.
in.	mm			
10	250	CRB-W10	78471	4.8
16	400	CRB-W16	78472	7.6
22	550	CRB-W22	78473	10.4
28	700	CRB-W28	78474	13.2
34	850	CRB-W34	78475	16.2
40	1000	CRB-W40	78476	19.1
46	1150	CRB-W46	78477	21.9
52	1300	CRB-W52	78478	24.8
58	1450	CRB-W58	78479	27.6

Lead time: 1 working day
‡ All ingredients used in the polyurethane formulation of this blade comply with the relevant requirements of 21 CFR (FDA Code of Federal Regulations) for use in repeated bulk dry food applications

Product Notes:

- A molded-in wear line indicates when the blade is worn out and needs to be replaced.
- Faceted blade profile: Renews its cleaning edge as the blade wears.
- ConShear™ blades are made of a special long-wearing polyurethane.
- Quick blade replacement: Pull one pin, remove the old blade and slide the new one in.

Replacement High Temp ConShear™ Blades

(Color Identification: Yellow)

BLADE WIDTH		ORDERING NUMBER	ITEM CODE	WT. LBS.
in.	mm			
10	250	CRB-HT10	76593	4.8
16	400	CRB-HT16	76594	7.6
22	550	CRB-HT22	76595	10.4
28	700	CRB-HT28	76596	13.2
34	850	CRB-HT34	76597	16.2
40	1000	CRB-HT40	76598	19.1
46	1150	CRB-HT46	76599	21.9
52	1300	CRB-HT52	76600	24.8
58	1450	CRB-HT58	76601	27.6
64	1600	CRB-HT64	76602	30.5
70	1750	CRB-HT70	76603	33.4

Lead time: 1 working day

Replacement Ultra High-Temp ConShear™ Blades

(Color Identification: Red)

BLADE WIDTH		ORDERING NUMBER	ITEM CODE	WT. LBS.
in.	mm			
10	250	CRB-UHT10	91253	4.6
16	400	CRB-UHT16	91254	7.3
22	550	CRB-UHT22	91255	10.1
28	700	CRB-UHT28	91256	12.8
34	850	CRB-UHT34	91257	15.5
40	1000	CRB-UHT40	91258	18.3
46	1150	CRB-UHT46	91259	21.0
52	1300	CRB-UHT52	91260	23.8
58	1450	CRB-UHT58	91261	26.5
64	1600	CRB-UHT64	91262	29.2
70	1750	CRB-UHT70	91263	32.0

Lead time: 1 working day

Blade Width Selection

BELT WIDTH		BELT WIDTH - 2" (50mm)		BELT WIDTH - 8" (200mm)		BELT WIDTH - 14" (350mm)	
in.	mm	in.	mm	in.	mm	in.	mm
24	600	22	550	16	400	10	250
30	750	28	700	22	550	16	400
36	900	34	850	28	700	22	550
42	1050	40	1000	34	850	28	700
48	1200	46	1150	40	1000	34	850
54	1350	52	1300	46	1150	40	1000
60	1500	58	1450	52	1300	46	1150
72	1800	70	1750	64	1600	58	1450
84	2100	82	2050	76	1900	70	1750

U.S. Patents No. D482,508S; 9,242,805; D756,060; D747,838

Specifications & Guidelines

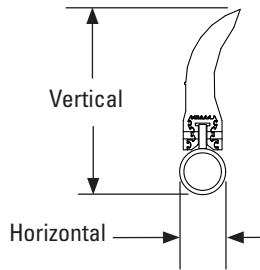
Pole Length Specifications*

CLEANER SIZE		POLE LENGTH		MAXIMUM CONVEYOR SPAN	
in.	mm	in.	mm	in.	mm
24	600	78	1950	68	1700
30	750	84	2100	74	1850
36	900	90	2250	80	2000
42	1050	96	2400	86	2150
48	1200	102	2550	92	2300
54	1350	108	2700	98	2450
60	1500	114	2850	104	2600
72	1800	126	3150	116	2900
84	2100	138	3450	128	3200

* For special extra long pole length requirements a Pole Extender Kit (#76024) is available that provides 30" (750mm) of extended pole length. See 137.
Pole Diameter – 2-7/8" (73mm)

Clearance Guidelines for Installation

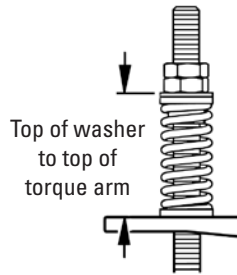
HORIZONTAL CLEARANCE REQUIRED		VERTICAL CLEARANCE REQUIRED	
in.	mm	in.	mm
4	100	10	250



Spring Length Chart

BLADE WIDTH		PURPLE SPRING		WHITE SPRING		GOLD SPRING	
in.	mm	in.	mm	in.	mm	in.	mm
16	400	5 1/4	133	6 1/4	159	N/A	N/A
22	550	4 3/4	121	6 1/8	156	N/A	N/A
28	700	4 1/8	105	5 7/8	149	N/A	N/A
34	850	N/A	N/A	5 3/4	146	6 1/8	156
40	1000	N/A	N/A	5 5/8	143	6 1/8	156
46	1150	N/A	N/A	5 1/2	140	6	152
52	1300	N/A	N/A	5 3/8	137	5 7/8	149
58	1450	N/A	N/A	5 1/8	130	5 7/8	149
64	1600	N/A	N/A	5	127	5 3/4	146
70	1750	N/A	N/A	4 7/8	124	5 5/8	143
76	1900	N/A	N/A	N/A	N/A	5 5/8	143
82	2050	N/A	N/A	N/A	N/A	5 1/2	140
88	2200	N/A	N/A	N/A	N/A	5 1/4	133
94	2350	N/A	N/A	N/A	N/A	5 1/8	130
100	2500	N/A	N/A	N/A	N/A	5 1/8	130
106	2650	N/A	N/A	N/A	N/A	5	127

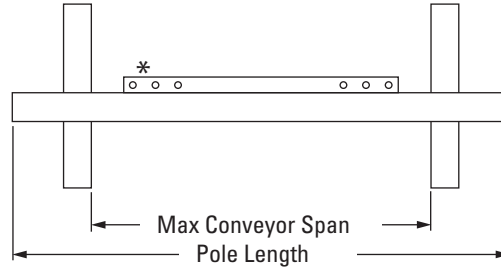
Shading indicates preferred spring option



Specifications:

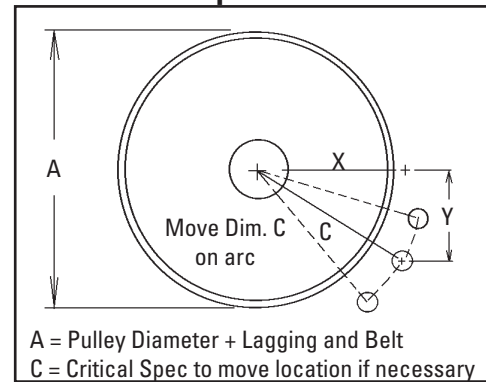
- Maximum Belt Speed 700 FPM (3.5M/sec)
- Temperature Rating (ConShear, ConShear White) -30°F to 180°F (-35°C to 82°C)
- Temperature Rating (ConShear High Temp) Up to 275°F (135°C) with spikes to 325°F (164°C)
- Temperature Rating (ConShear Ultra High-Temp) Up to 400°F (200°C) with spikes to 450°F (232°C)
- Minimum Pulley Diameter 16" (400mm)
- Blade Height 7-1/4" (185mm)
- Usable Blade Wear Length 4" (100mm)
- Blade Material Polyurethane (proprietary blend for abrasion resistance and long wear)
- Available for Belt Widths 24" to 84" (600 to 2100mm)
- CEMA Cleaner Rating Class 3

U.S. Patents No. D482,508S; 9,242,805; D756,060; D747,838



*Each pole size can be used with a blade size either belt width minus 2" (50mm), belt width minus 8" (200mm), or belt width minus 14" (350mm).

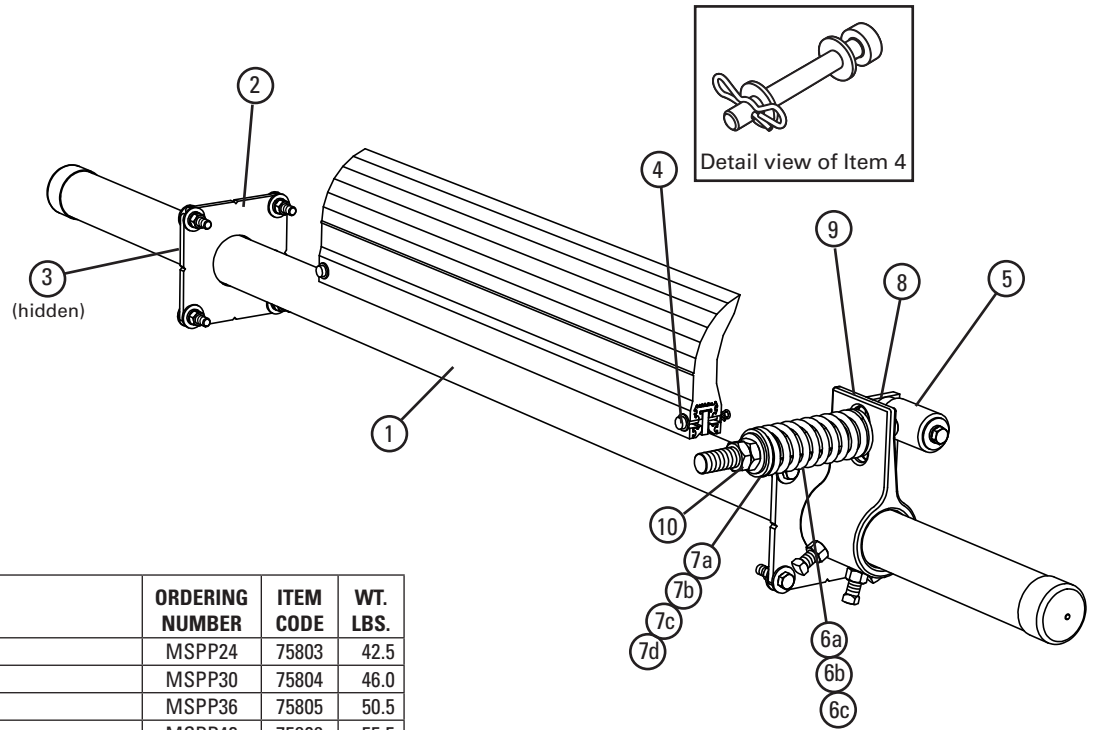
Pole Location Specs



Pole Location Chart

IMPERIAL				METRIC			
A	X	Y	C	A	X	Y	C
16"	7 1/8"	9"	11 1/2"	450	204	230	308
17"	7 7/8"	9"	12"	475	222	230	320
18"	8 1/4"	9"	12 1/4"	500	232	230	326
19"	9"	9"	12 3/4"	525	248	230	338
20"	9 3/8"	9"	13"	550	266	230	352
21"	10"	9"	13 1/2"	575	282	230	364
22"	10 3/4"	9"	14"	600	298	230	376
23"	11 3/8"	9"	14 1/2"	625	312	230	388
24"	12"	9"	15"	650	330	230	402
25"	12 5/8"	9"	15 1/2"	675	344	230	414
26"	13 1/4"	9"	16"	700	358	230	426
27"	13 7/8"	9"	16 1/2"	725	372	230	438
28"	14 3/8"	9"	17"	750	390	230	452
29"	15"	9"	17 1/2"	775	402	230	464
30"	15 5/8"	9"	18"	800	416	230	476
31"	16 1/8"	9"	18 1/2"	825	430	230	488
32"	16 3/4"	9"	19"	850	446	230	502
33"	17 1/4"	9"	19 1/2"	875	460	230	514
34"	17 7/8"	9"	20"	900	474	230	526
35"	18 3/8"	9"	20 1/2"	925	486	230	538
36"	19"	9"	21"	950	502	230	552
37"	19 1/2"	9"	21 1/2"	975	514	230	564
38"	20"	9"	22"	1000	528	230	576
39"	20 5/8"	9"	22 1/2"	1025	542	230	588
40"	21 1/8"	9"	23"	1050	556	230	602
41"	21 3/4"	9"	23 1/2"				
42"	22 1/4"	9"	24"				

Replacement Parts List



Replacement Parts

REF	DESCRIPTION	ORDERING NUMBER	ITEM CODE	WT. LBS.
1	24" (600mm) Pole	MSPP24	75803	42.5
	30" (750mm) Pole	MSPP30	75804	46.0
	36" (900mm) Pole	MSPP36	75805	50.5
	42" (1050mm) Pole	MSPP42	75806	55.5
	48" (1200mm) Pole	MSPP48	75807	60.0
	54" (1350mm) Pole	MSPP54	75808	64.0
	60" (1500mm) Pole	MSPP60	75809	67.0
	72" (1800mm) Pole	MSPP72	75810	76.0
	84" (2100mm) Pole	MSPP84	76807	88.6
2	Mounting Plate Kit* (2 ea.)	MSPMPK	75811	8.3
3	Pole Lock* (1 ea.)	MSPPL	75816	1.9
4	Blade Pin Kit* (1 ea.)	MSPBPK	75831	0.1
5	Pivot Arm Kit* (1 ea.)	QMTPAK	76096	4.3
6a	Tension Spring - Purple (1 ea.) for blades 16" - 28" (400 - 700mm)	QMTS-P	75845	0.6
6b	Tension Spring - White (1 ea.) for blades 34" - 70" (850 - 1750mm)	PSTS-W	75898	1.7
6c	Tension Spring - Gold (1 ea.) for blades 76" - 82" (1900 - 2050mm)	QMTS-G	76484	2.5
7a	Bushing Kit - Purple (2 ea.)	QMTBK-P	76097	0.1
7b	Bushing Kit - White (2 ea.)	QMTBK-W	76098	0.2
7c	Bushing Kit - Gold (2 ea.)	QMTBK-G	76540	0.3
7d	QMT Bushing Kit - Ultra High-Temp (2 ea.)	QMT-ATEX	90435	0.2
8	Pivot Shaft Bracket Kit* (1 ea.)	QMTPSBK	76099	4.3
9	Torsion Arm Kit* (1 ea.)	PSTA	75896	11.4
10	Jam Nut Kit QMT Tensioner	JNK-C	79893	0.3
-	QMT Spring Tensioner* - Purple (incl. 1 ea. Items 5, 6a, 7a, 8, & 9) for blades 16" - 28" (400 - 700mm)	QMT-P	76074	20.4
-	QMT Spring Tensioner* - White (incl. 1 ea. Items 5, 6b, 7b, 8, & 9) for blades 34" - 70" (850 - 1750mm)	QMT-W	76075	21.8
-	QMT Spring Tensioner* - Gold (incl. 1 ea. Items 5, 6c, 7c, 8, & 9) for blades 76" - 82" (1900 - 2050mm)	QMT-G	76483	23.2
-	QMT Ultra High-Temp Tensioner* - Purple (incl. 1 ea. Items 5, 6a, 7, 8, & 9) for blade widths 16" - 28" (400 - 700mm)	QMT-A-P	91285	20.4
-	QMT Ultra High-Temp Tensioner* - White (incl. 1 ea. Items 5, 6b, 7, 8, & 9) for blades 34" - 70" (850 - 1750mm)	QMT-A-W	91286	21.8

*Hardware Included
Lead Time: 1 working day

Spring Tensioner Selection Chart

CLEANER BLADE WIDTH	76074 QMT-P	76075 QMT-W	76483 QMT-G
ConShear 16" - 28" (400 - 700mm)	X		
ConShear 34" - 70" (850 - 1750mm)		X	
ConShear 76" - 82" (1900 - 2050mm)			X

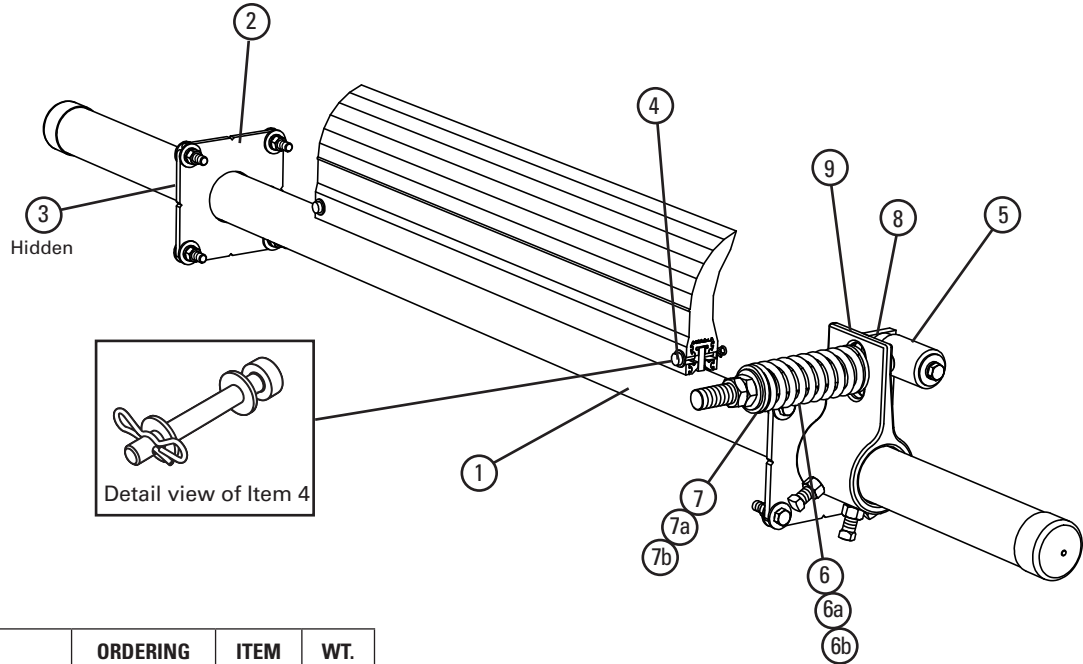
Spring Tensioner Selection Chart MSP UHT Only

Cleaner Blade Width	91285 QMT-A-P	91286 QMT-A-W
UHT ConShear 16"-28" (400-700mm)	X	
UHT ConShear 34"-70" (850-1750mm)		X

U.S. Patents No. D482,508S; 9,242,805; D756,060; D747,838

Replacement Parts List

Stainless Steel MSP Standard Mine-Duty Precleaner



Replacement Parts

REF	DESCRIPTION	ORDERING NUMBER	ITEM CODE	WT. LBS.
1	24" (600mm) SS Pole	MSPP24-S/S	77472	42.5
	30" (750mm) SS Pole	MSPP30-S/S	77473	46.0
	36" (900mm) SS Pole	MSPP36-S/S	77474	50.5
	42" (1050mm) SS Pole	MSPP42-S/S	77475	55.5
	48" (1200mm) SS Pole	MSPP48-S/S	77476	60.0
	54" (1350mm) SS Pole	MSPP54-S/S	77477	64.0
	60" (1500mm) SS Pole	MSPP60-S/S	77478	67.0
	72" (1800mm) SS Pole	MSPP72-S/S	77479	76.0
	84" (2100mm) SS Pole	MSPP84-S/S	77480	88.6
2	SS Mounting Plate Kit* (2 ea.)	MSPMPK-S/S	77582	8.3
3	SS Pole Lock* (1 ea.)	MSPPL-S/S	77524	1.9
4	SS Blade Pin Kit* (1 ea.)	MSPBPK-S/S	77583	0.1
5	SS Pivot Arm Kit* (1 ea.)	QMPAK-S/S	77587	4.3
6	SS Tension Spring - Purple (1 ea.) for blades 16" - 28" (400 - 700mm)	QMTS-P-S/S	77450	0.6
6a	SS Tension Spring - White (1 ea.) for blades 34" - 70" (850 - 1750mm)	QMTS-W-S/S	77451	1.7
6b	SS Tension Spring - Gold (1 ea.) for blades 76" - 82" (1900 - 2050mm)	QMTS-G-S/S	77452	2.5
7	Bushing Kit - Purple (2 ea.)	QMTBK-P	76097	0.1
7a	Bushing Kit - White (2 ea.)	QMTBK-W	76098	0.2
7b	Bushing Kit - Gold (2 ea.)	QMTBK-G	76540	0.3
8	SS Pivot Shaft Bracket Kit* (1 ea.)	QMTPSBK-S/S	77588	4.3
9	SS Torsion Arm Kit* (1 ea.)	PSTA-S/S	77442	11.4
-	SS QMT Spring Tensioner* - Purple (incl. 1 ea. Items 5, 6, 7, 8, & 9) for blades 16" - 28" (400 - 700mm)	QMT-P-S/S	77584	20.4
-	SS QMT Spring Tensioner* - White (incl. 1 ea. Items 5, 6a, 7a, 8, & 9) for blades 34" - 70" (850 - 1750mm)	QMT-W-S/S	77585	21.8
-	SS QMT Spring Tensioner* - Gold (incl. 1 ea. Items 5, 6b, 7b, 8, & 9) for blades 76" - 82" (1900 - 2050mm)	QMT-G-S/S	77586	23.2

*Hardware Included
Lead Time: 1 working day

Shaded items are made to order.
Lead time: 3 weeks

U.S. Patents No. D482,508S; 9,242,805; D756,060; D747,838

Spring Tensioner Selection Chart

CLEANER BLADE WIDTH	77584 QMT-P-S/S	77585 QMT-W-S/S	77586 QMT-G-S/S
ConShear 16" - 28" (400 - 700mm)	X		
ConShear 34" - 70" (850 - 1750mm)		X	
ConShear 76" - 82" (1900 - 2050mm)			X

Product Ordering Information

MMP Medium-Duty Precleaner Belt Width Minus 6" (150mm)

BELT WIDTH		BLADE WIDTH		ORDERING NUMBER	ITEM CODE	WT. LBS.
in.	mm	in.	mm			
24	600	18	450	MMP-624	76450	159.4
30	750	24	600	MMP-630	76451	175.0
36	900	30	750	MMP-636	76452	190.6
42	1050	36	900	MMP-642	76453	206.2
48	1200	42	1050	MMP-648	76454	221.8
54	1350	48	1200	MMP-654	76455	237.4
60	1500	54	1350	MMP-660	76456	253.0
72	1800	66	1650	MMP-672	76457	291.1
84	2100	78	1950	MMP-684	76798	344.1
96	2400	90	2250	MMP-696	79033	397.1

Lead time: 1 working day

MMP Medium-Duty Precleaner Belt Width Minus 12" (300mm)

BELT WIDTH		BLADE WIDTH		ORDERING NUMBER	ITEM CODE	WT. LBS.
in.	mm	in.	mm			
30	750	18	450	MMP-1230	76551	168.0
36	900	24	600	MMP-1236	76552	183.6
42	1050	30	750	MMP-1242	76553	199.2
48	1200	36	900	MMP-1248	76554	214.8
54	1350	42	1050	MMP-1254	76555	230.4
60	1500	48	1200	MMP-1260	76556	246.0
72	1800	60	1500	MMP-1272	76557	284.1
84	2100	72	1800	MMP-1284	76799	337.1
96	2400	84	2100	MMP-1296	79034	390.1

Lead time: 1 working day

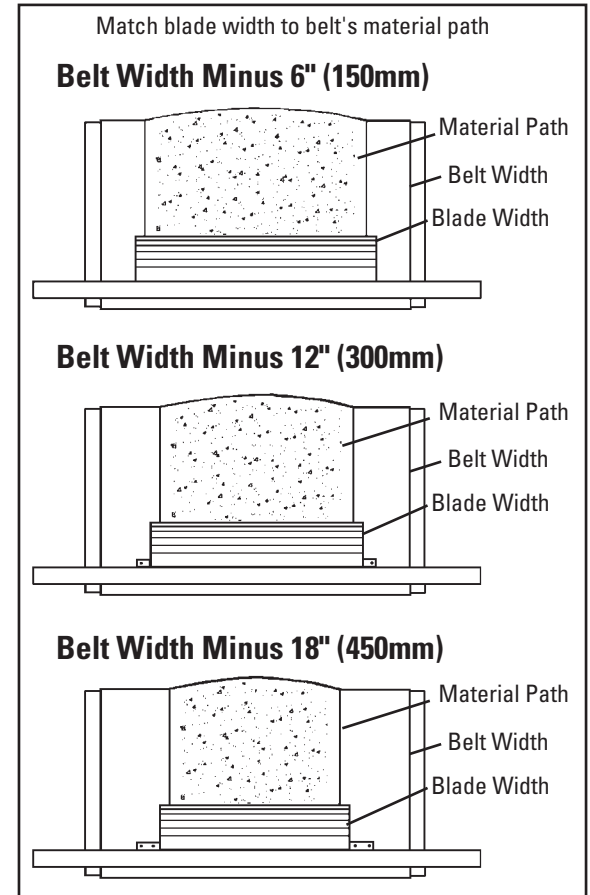
MMP Medium-Duty Precleaner Belt Width Minus 18" (450mm)

BELT WIDTH		BLADE WIDTH		ORDERING NUMBER	ITEM CODE	WT. LBS.
in.	mm	in.	mm			
36	900	18	450	MMP-1836	77575	176.6
42	1050	24	600	MMP-1842	77576	192.2
48	1200	30	750	MMP-1848	77577	207.8
54	1350	36	900	MMP-1854	77578	223.4
60	1500	42	1050	MMP-1860	77579	239.0
72	1800	54	1350	MMP-1872	77580	277.1
84	2100	66	1650	MMP-1884	77581	330.1
96	2400	78	1950	MMP-1896	79040	383.1

Lead time: 1 working day

Product Notes:

- Recommended for medium-duty conveyor applications. For abusive applications see the MHCP Heavy-Duty Cartridge Precleaner (56).
- Material Path Option: Fit the blade width to the belt's material path. The material path is typically the center 2/3 of the belt width. In most cases a blade size of belt width minus 6" (150mm) may be the best solution.
- Each cleaner pole is retrofittable for three blade sizes (belt width minus 6" (150mm), minus 12" (300mm) or minus 18" (450mm)).
- Pole Length: Belt width plus 54" (1350mm). For longer requirements see Installation Accessories – Pole Extender Kit (137).
- Visual Tension Check: No guesswork on blade tensioning. Measure the spring and adjust to specified length per blade width to restore optimal tensioning.
- To make cleaner installation easier and quicker, see Optional Mounting Kits (137).



Optional Mounting Kits

DESCRIPTION	ORDERING NUMBER	ITEM CODE	WT. LBS.
Optional Mounting Bar Kit *	MMBK	75830	19.5
Mounting Plate Kit * (2 plates)	MMPK	76537	140.0

*Hardware Included

Lead time: 1 working day

U.S. Patents No. D482,508S; 9,242,805; D756,060; D747,838

Product Ordering Information

Stainless Steel MMP Medium Mine-Duty Precleaner



Stainless Steel MMP Medium-Duty Precleaner Belt Width Minus 6" (150mm)

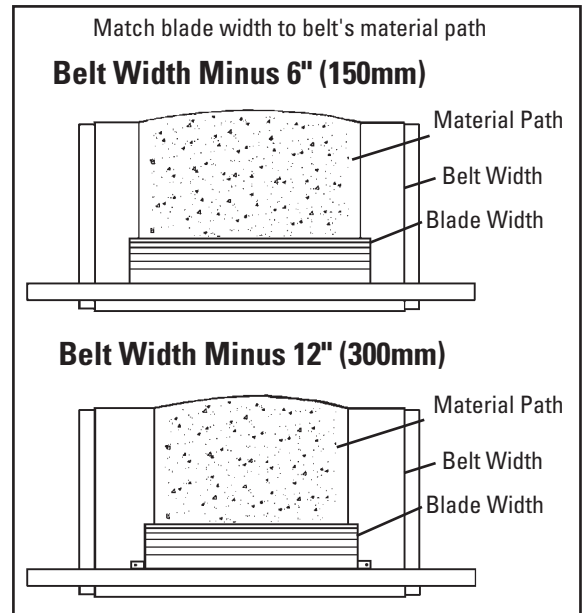
BELT WIDTH		BLADE WIDTH		ORDERING NUMBER	ITEM CODE	WT. LBS.
in.	mm	in.	mm			
24	600	18	450	MMP-624-S/S	77424	159.4
30	750	24	600	MMP-630-S/S	77425	175.0
36	900	30	750	MMP-636-S/S	77426	190.6
42	1050	36	900	MMP-642-S/S	77427	206.2
48	1200	42	1050	MMP-648-S/S	77428	221.8
54	1350	48	1200	MMP-654-S/S	77429	237.4
60	1500	54	1350	MMP-660-S/S	77430	253.0
72	1800	66	1650	MMP-672-S/S	77431	291.1
84	2100	78	1950	MMP-684-S/S	77432	344.1
96	2400	90	2100	MMP-696-S/S	79035	397.1

Lead time: 3 weeks

Stainless Steel MMP Medium-Duty Precleaner Belt Width Minus 12" (300mm)

BELT WIDTH		BLADE WIDTH		ORDERING NUMBER	ITEM CODE	WT. LBS.
in.	mm	in.	mm			
30	750	18	450	MMP-1230-S/S	77433	168.0
36	900	24	600	MMP-1236-S/S	77434	183.6
42	1050	30	750	MMP-1242-S/S	77435	199.2
48	1200	36	900	MMP-1248-S/S	77436	214.8
54	1350	42	1050	MMP-1254-S/S	77437	230.4
60	1500	48	1200	MMP-1260-S/S	77438	246.0
72	1800	60	1500	MMP-1272-S/S	77439	284.1
84	2100	72	1800	MMP-1284-S/S	77440	337.1
96	2400	84	2100	MMP-1296-S/S	79036	390.1

Lead time: 3 weeks



Product Notes:

- Recommended for medium-duty conveyor applications, but in corrosive environments.
- Material Path Option: Fit the blade width to the belt's material path. The material path is typically the center 2/3 of the belt width. In most cases a blade size of belt width minus 6" (150mm) may be the best solution.
- Each cleaner pole is retrofittable for three blade sizes (belt width minus 6" (150mm), minus 12" (300mm) or minus 18" (450mm)).
- Pole Length: Belt width plus 54" (1350mm). For longer requirements see Installation Accessories – Pole Extender Kit (137).
- Visual Tension Check: No guesswork on blade tensioning. Measure the spring and adjust to specified length per blade width to restore optimal tensioning.
- To make cleaner installation easier and quicker, see Optional Mounting Kits (137).

U.S. Patent No. D482,508S

Product Ordering Information

MMP Medium Mine-Duty Precleaner with Portable Air Tensioner



Tank sold separately.
See 44 for options.

MMP Medium-Duty Precleaner with PAT Belt Width Minus 6" (150mm)

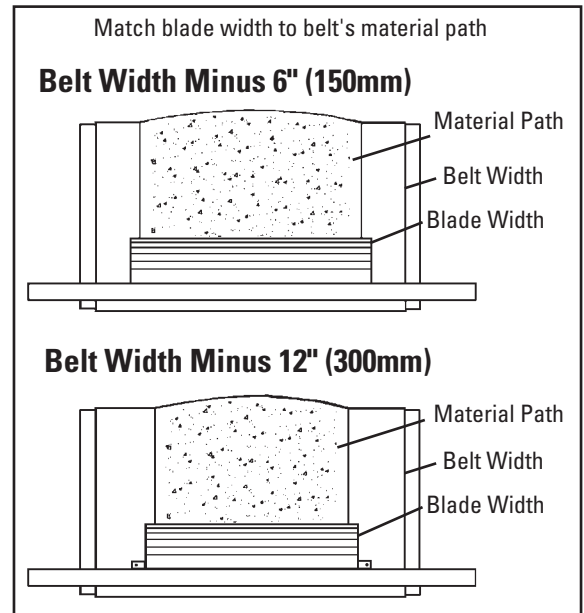
BELT WIDTH		BLADE WIDTH		ORDERING NUMBER	ITEM CODE	WT. LBS.
in.	mm	in.	mm			
24	600	18	450	MMP-624P	78706	202.0
30	750	24	600	MMP-630P	78707	217.6
36	900	30	750	MMP-636P	78708	233.2
42	1050	36	900	MMP-642P	78709	248.8
48	1200	42	1050	MMP-648P	78710	264.4
54	1350	48	1200	MMP-654P	78711	280.0
60	1500	54	1350	MMP-660P	78712	295.6
72	1800	66	1650	MMP-672P	78713	333.7
84	2100	78	1950	MMP-684P	78714	386.7
96	2400	90	2250	MMP-696P	79037	439.7

Lead time: 1 working day

MMP Medium-Duty Precleaner with PAT Belt Width Minus 12" (300mm)

BELT WIDTH		BLADE WIDTH		ORDERING NUMBER	ITEM CODE	WT. LBS.
in.	mm	in.	mm			
30	750	18	450	MMP-1230P	78715	210.6
36	900	24	600	MMP-1236P	78716	226.2
42	1050	30	750	MMP-1242P	78717	241.8
48	1200	36	900	MMP-1248P	78718	257.4
54	1350	42	1050	MMP-1254P	78719	273.0
60	1500	48	1200	MMP-1260P	78720	288.6
72	1800	60	1500	MMP-1272P	78721	326.7
84	2100	72	1800	MMP-1284P	78722	379.7
96	2400	84	2100	MMP-1296P	79038	432.7

Lead time: 1 working day



Product Notes:

- Recommended for medium-duty conveyor applications. For abusive applications see MHCP Heavy-Duty Cartridge Precleaner (56).
- Material Path Option: Fit the blade width to the belt's material path. The material path is typically the center 2/3 of the belt width. In most cases a blade size of belt width minus 6" (150mm) may be the best solution.
- Each cleaner pole is retrofittable for three blade sizes (belt width minus 6" (150mm), minus 12" (300mm) or minus 18" (450mm)).
- Pole Length: Belt width plus 54" (1350mm). For longer requirements see Installation Accessories – Pole Extender Kit (137).
- Portable Air Tensioner used for constant, automatic tension throughout the life of the blades. Can be used with site-available air lines or with the add-on Air Tank.
- To make cleaner installation easier and quicker, see Optional Mounting Kits (137).

U.S. Patent No. D482,508S

Product Ordering Information

Line Connections for Portable Air Tensioner

Air Tanks

ORDERING NUMBER	ITEM CODE	WT. LBS.
PAT1	78684	13.0
PAT2	78685	13.0



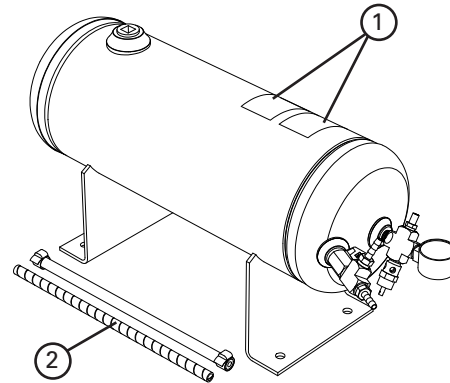
PAT1 (Single)



PAT2 (Dual)

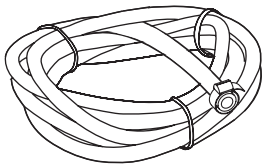
Replacement Parts List

REF	DESCRIPTION	ORDERING NUMBER	ITEM CODE	WT. LBS.
1	Tank Label Kit	PATLK	78791	0.1
2	Tank Hose Kit (incl. 1 ea. 10' hose and 1' poly spiral wrap, 2 hose clamps)	PATHK	78794	1.5



Product Notes:

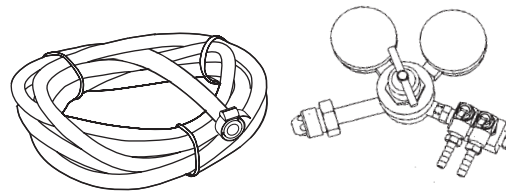
- For use with PAT cleaner assemblies and PAT control box.
- Single for applications with one cleaner, double for applications with two cleaners.
- 150# pop-off valve for safe pressurizing/charging of Air Tank.
- ASME construction.



Air Line Connection for Site-Accessible Air

ORDERING NUMBER	ITEM CODE	WT. LBS.
PATHK*	78794	1.5

* incl. 10' hose, 1' poly spiral wrap, 2 hose clamps



Nitrogen Tank Connection for Site-Provided Nitrogen Tank

ORDERING NUMBER	ITEM CODE	WT. LBS.
PANK*	78799	5.0

* incl. Nitrogen Regulator, 10' hose, 2 hose clamps

TuffShear™ Replacement Blades

MMP
Medium Mine-Duty Precleaner



Blade Width Selection

BELT WIDTH		BELT WIDTH - 6" (150mm)		BELT WIDTH - 12" (300mm)		BELT WIDTH - 18" (450mm)	
in.	mm	in.	mm	in.	mm	in.	mm
24	600	18	450	N/A	N/A	N/A	N/A
30	750	24	600	18	450	N/A	N/A
36	900	30	750	24	600	18	450
42	1050	36	900	30	750	24	600
48	1200	42	1050	36	900	30	750
54	1350	48	1200	42	1050	36	900
60	1500	54	1350	48	1200	42	1050
72	1800	66	1650	60	1500	54	1350
84	2100	78	1950	72	1800	66	1650
96	2400	90	2250	84	2100	78	1950

NOTE: TuffShear replacement blades will retrofit to Martin® QC® XHD Cleaners.

Replacement TuffShear™ Blades

BLADE WIDTH		ORDERING NUMBER	ITEM CODE	WT. LBS.
in.	mm			
18	450	TRB18	76485	21.0
24	600	TRB24	76486	28.0
30	750	TRB30	76487	35.0
36	900	TRB36	76488	42.0
42	1050	TRB42	76489	49.0
48	1200	TRB48	76490	56.0
54	1350	TRB54	76491	63.0
60	1500	TRB60	76492	70.0
66	1650	TRB66	76493	77.0
72	1800	TRB72	76494	84.0
78	1950	TRB78	76697	91.0
84	2100	TRB84	77047	98.0
90	2250	TRB90	77048	105.0

Other blade sizes available upon request.
Lead time: 1 working day

Replacement TuffShear™ High-Temp Blades

BLADE WIDTH		ORDERING NUMBER	ITEM CODE	WT. LBS.
in.	mm			
18	450	TRB-HT18	78754	21.0
24	600	TRB-HT24	78755	28.0
30	750	TRB-HT30	78756	35.0
36	900	TRB-HT36	78757	42.0
42	1050	TRB-HT42	78758	49.0
48	1200	TRB-HT48	78759	56.0
54	1350	TRB-HT54	78760	63.0
60	1500	TRB-HT60	78761	70.0
66	1650	TRB-HT66	78762	77.0
72	1800	TRB-HT72	78763	84.0
78	1950	TRB-HT78	78764	91.0

Other blade sizes available upon request.
Lead time: 1 working day

Product Notes:

- A molded-in wear line indicates when the blade is worn out and needs to be replaced.
- Faceted blade profile: Renews its cleaning edge as the blade wears.
- TuffShear™ blades are made of a special long-wearing polyurethane.
- Quick blade replacement: Pull one pin, remove the old blade and slide the new one in.

U.S. Patent No. D482,508S
Martin® and QC® #1 are registered trademarks of Martin Engineering, Neponset, IL.

Specifications & Guidelines

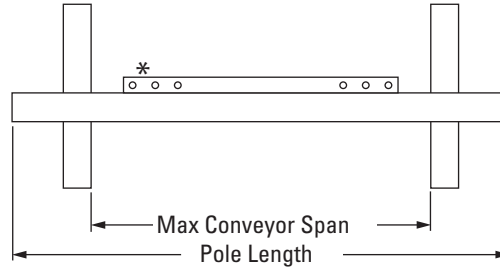
MMP

Medium Mine-Duty Precleaner

Pole Length Specifications*

CLEANER SIZE		MAX OVERALL POLE LENGTH		CENTER POLE LENGTH		MAXIMUM CONVEYOR SPAN	
in.	mm	in.	mm	in.	mm	in.	mm
24	600	78	1950	24	600	66	1650
30	750	84	2100	30	750	72	1800
36	900	90	2250	36	900	78	1950
42	1050	96	2400	42	1050	84	2100
48	1200	102	2550	48	1200	90	2250
54	1350	108	2700	54	1350	96	2400
60	1500	114	2850	60	1500	102	2550
72	1800	126	3150	72	1800	114	2850
84	2100	138	3450	84	2100	126	3150
96	2400	150	3750	96	2400	138	3450

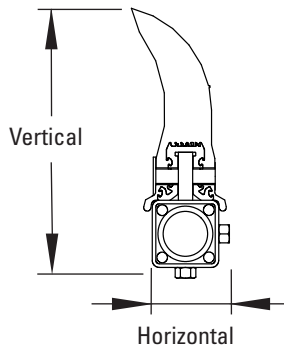
* For special extra long pole length requirements a Pole Extender Kit (#76024) is available that provides 30" (750mm) of extended pole length. (137). Pole Diameter – 2-7/8" (73mm)



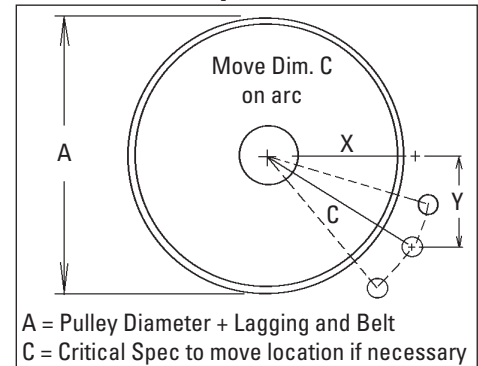
*Each pole size can be used with a blade size either belt width minus 6" (150mm), belt width minus 12" (300mm), or belt width minus 18" (450mm).

Clearance Guidelines for Installation

HORIZONTAL CLEARANCE REQUIRED		VERTICAL CLEARANCE REQUIRED	
in.	mm	in.	mm
4	100	13	325



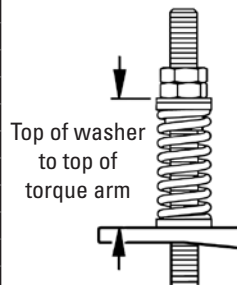
Pole Location Specs



Spring Length Chart

Blade Width	Purple Springs	White Springs	Gold Springs	Silver Springs
18"	4 5/8"	6"	6 1/4"	6 1/2"
24"	4"	5 7/8"	6 1/4"	6 3/8"
30"	N/A	5 5/8"	6 1/8"	6 3/8"
36"	N/A	5 1/2"	6"	6 1/4"
42"	N/A	5 1/4"	5 7/8"	6 1/4"
48"	N/A	5 1/8"	5 3/4"	6 1/8"
54"	N/A	4 7/8"	5 5/8"	6 1/8"
60"	N/A	4 3/4"	5 5/8"	6 1/8"
66"	N/A	N/A	5 1/2"	6"
72"	N/A	N/A	5 3/8"	6"
78"	N/A	N/A	5 1/4"	5 7/8"
84"	N/A	N/A	5 1/8"	5 7/8"
90"	N/A	N/A	N/A	5 3/4"
96"	N/A	N/A	N/A	5 5/8"
102"	N/A	N/A	N/A	5 1/2"
108"	N/A	N/A	N/A	5 1/2"
114"	N/A	N/A	N/A	5 3/8"

Shading indicates preferred spring option.



Pressure Chart

Blade Width	PSI
18"	5#
24"	6#
32"	8#
36"	9#
42"	11#
48"	13#
54"	14#
60"	16#
66"	17#
72"	19#
78"	21#
84"	22#
90"	24#

PSI setting is based on the belt width.

Pole Location Chart

A	X	Y	C
16"	8 1/8"	12"	14 1/2"
17"	8 3/4"	12"	14 7/8"
18"	9 1/4"	12"	15 1/8"
19"	9 3/4"	12"	15 1/2"
20"	10 3/8"	12"	15 7/8"
21"	11"	12"	16 1/4"
22"	11 1/2"	12"	16 5/8"
23"	12"	12"	17"
24"	12 5/8"	12"	17 3/8"
25"	13 1/8"	12"	17 3/4"
26"	13 5/8"	12"	18 1/8"
27"	14 1/8"	12"	18 1/2"
28"	14 5/8"	12"	18 7/8"
29"	15 1/4"	12"	19 3/8"
30"	15 5/8"	12"	19 3/4"
31"	16 1/8"	12"	20 1/8"
32"	16 3/4"	12"	20 5/8"
33"	17 1/4"	12"	21"
34"	17 3/4"	12"	21 3/8"
35"	18 1/4"	12"	21 7/8"
36"	18 3/4"	12"	22 1/4"
37"	19 3/8"	12"	22 3/4"
38"	19 3/4"	12"	23 1/8"
39"	20 3/8"	12"	23 5/8"
40"	20 3/4"	12"	24"
41"	21 3/8"	12"	24 1/2"
42"	21 7/8"	12"	25"
43"	22 1/2"	12"	25 1/2"
44"	23 1/8"	12"	26"
45"	23 5/8"	12"	26 1/2"
46"	24 1/8"	12"	27"
47"	24 3/4"	12"	27 1/2"
48"	25 1/4"	12"	28"

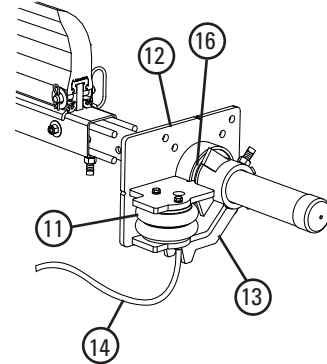
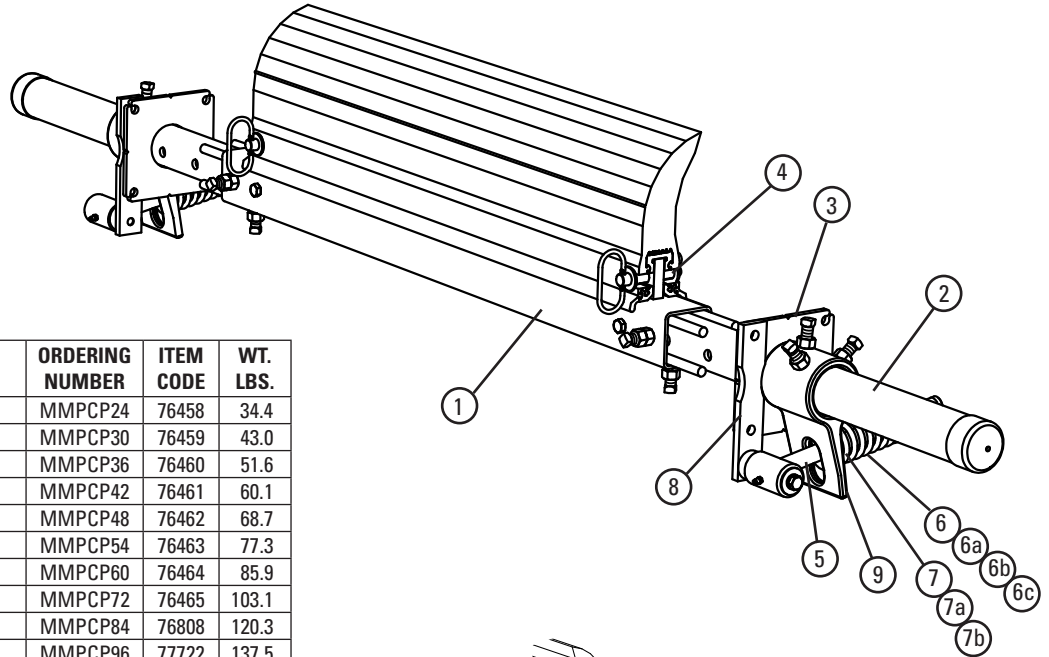
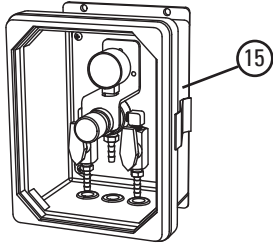
Specifications:

- Maximum Belt Speed 1000 FPM (5M/sec)
- Temperature Rating (TuffShear).....-30°F to 180°F (-35°C to 82°C)
- Temperature Rating (TuffShear High Temp).....Up to 275°F (135°C) with spikes to 325°F (164°C)
- Minimum Pulley Diameter.....16" (400mm)
- Blade Height.....10" (250mm)
- Usable Blade Wear Length.....6" (150mm)
- Blade Material.....Polyurethane (proprietary blend for abrasion resistance and long wear)
- Available for Belt Widths24" to 96" (600 to 2400mm).
Other sizes available upon request.
- CEMA Cleaner Rating.....Class 4

U.S. Patent No. D482,508S

Replacement Parts List

MMP Medium Mine-Duty Precleaner



Replacement Parts

REF	DESCRIPTION	ORDERING NUMBER	ITEM CODE	WT. LBS.
1	24" (600mm) Center Pole	MMPCP24	76458	34.4
	30" (750mm) Center Pole	MMPCP30	76459	43.0
	36" (900mm) Center Pole	MMPCP36	76460	51.6
	42" (1050mm) Center Pole	MMPCP42	76461	60.1
	48" (1200mm) Center Pole	MMPCP48	76462	68.7
	54" (1350mm) Center Pole	MMPCP54	76463	77.3
	60" (1500mm) Center Pole	MMPCP60	76464	85.9
	72" (1800mm) Center Pole	MMPCP72	76465	103.1
	84" (2100mm) Center Pole	MMPCP84	76808	120.3
	96" (2400mm) Center Pole	MMPCP96	77722	137.5
2	Extender Pole Kit (2 ea.)	MHP-EP	76392	54.0
3	Mounting Plate Kit* (2 ea.)	MSPMPK	75811	8.3
4	Blade Pin Kit* (1 ea.)	MMPBPK	76466	0.8
5	Pivot Arm Kit* (1 ea.)	QMTPAK	76096	4.3
6	Tension Spring - Purple (1 ea.) for blades 24" (600mm)	QMTS-P	75845	0.6
6a	Tension Spring - White (1 ea.) for blades 30" - 90" (750 - 2250mm)	PSTS-W	75898	1.7
6b	Tension Spring - Gold (1 ea.) for blades 54" - 78" (1350 - 1950mm)	QMTS-G	76484	2.5
6c	Tension Spring - Silver (1 ea.) for blades 84-90" (2100-2350mm)	PSTS-S	75899	3.0
7	Bushing Kit - Purple (2 ea.)	QMTBK-P	76097	0.1
7a	Bushing Kit - White & Silver (2 ea.)	QMTBK-W	76098	0.2
7b	Bushing Kit - Gold (2 ea.)	QMTBK-G	76540	0.3
8	Pivot Shaft Bracket Kit* (1 ea.)	QMTPSBK	76099	4.3
9	Torsion Arm Kit* (1 ea.)	PSTA	75896	11.4
10	Jam Nut Kit, QMT Tensioner	JNK-C	79893	0.3
-	QMT Spring Tensioner* - Purple (incl. 1 ea. Items 5, 6, 7, 8, & 9) for blades 18" - 24" (450 - 600mm)	QMT-P	76074	20.4
-	QMT Spring Tensioner* - White (incl. 1 ea. Items 5, 6a, 7a, 8, & 9) for blades 30" - 48" (750 - 1200mm)	QMT-W	76075	21.8
-	QMT Spring Tensioner* - Gold (incl. 1 ea. Items 5, 6b, 7b, 8, & 9) for blades 54" - 78" (1350 - 1950mm)	QMT-G	76483	23.2
-	QMT Spring Tensioner* - Silver (incl. 1 ea. Items 5, 6c, 7a, 8 & 9) blades 84-90 (2100-2350mm)	QMT-S	79039	20.3
11	Air/Water Bag (1 ea.)	AWTB	75905	3.8
12	Mounting Base (1ea.)	AWTMB	75906	22.9
13	Torque Arm* (1 ea.)	AWTA	75907	11.6
14	Hose Kit (50' of hose and 6 hose clamps)	AWTHK	75909	6.7
15	PAT Control Box 60 psi	PACB60	78683	11.0
16	AWT Pole Bearing Assy (for cleaners shipped after 4/2016)	AWTPBA	90000	2.3
-	PAT Kit- AWT Tensioner w/ Control Box (includes 2 ea. Items 11,12,13,14 & 1 ea. Item 15)	PAK	78705	86.2
-	AWT Air/Water Tensioner w/o Control Box (includes 2 ea. Items 11,12,13 & 14)	AWTNCB	76069	75.2

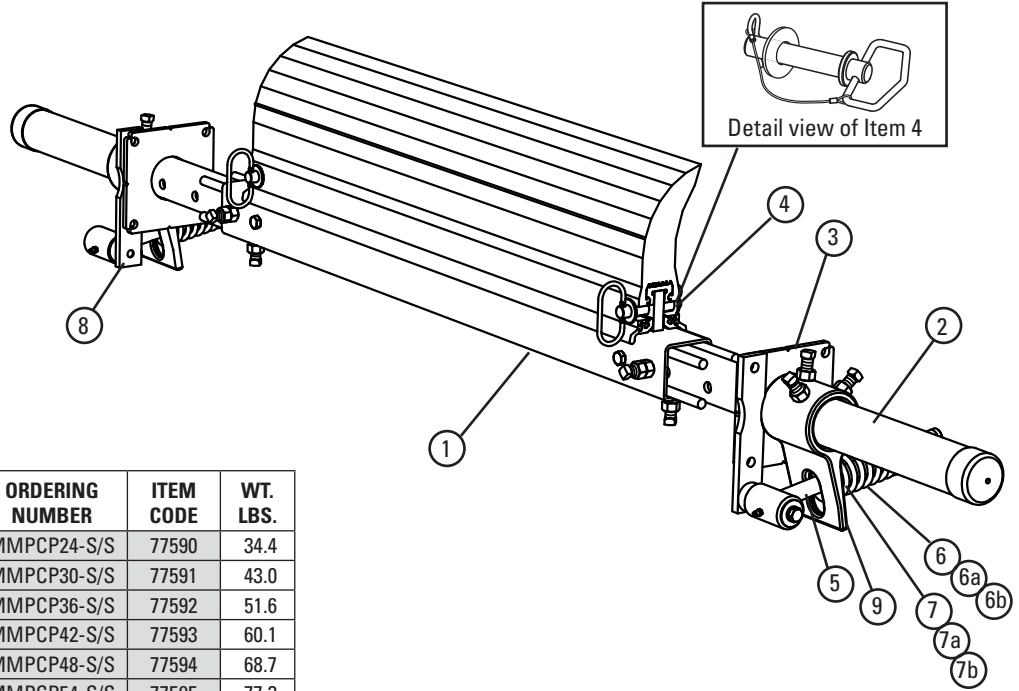
*Hardware Included
Lead Time: 1 working day

Spring Tensioner Selection Chart

CLEANER BLADE WIDTH	76074 QMT-P	76075 QMT-W	76483 QMT-G	79039 QMT-S
TuffShear 18" - 24" (450 - 600mm)	X			
TuffShear 30" - 48" (750 - 1200mm)		X		
TuffShear 54" - 78" (1350 - 1950mm)			X	
TuffShear 84" - 90" (2100 - 2250mm)				X

Replacement Parts List

Stainless Steel MMP Medium Mine-Duty Precleaner



Replacement Parts

REF	DESCRIPTION	ORDERING NUMBER	ITEM CODE	WT. LBS.
1	24" (600mm) SS Center Pole	MMPCP24-S/S	77590	34.4
	30" (750mm) SS Center Pole	MMPCP30-S/S	77591	43.0
	36" (900mm) SS Center Pole	MMPCP36-S/S	77592	51.6
	42" (1050mm) SS Center Pole	MMPCP42-S/S	77593	60.1
	48" (1200mm) SS Center Pole	MMPCP48-S/S	77594	68.7
	54" (1350mm) SS Center Pole	MMPCP54-S/S	77595	77.3
	60" (1500mm) SS Center Pole	MMPCP60-S/S	77596	85.9
	72" (1800mm) SS Center Pole	MMPCP72-S/S	77597	103.1
	84" (2100mm) SS Center Pole	MMPCP84-S/S	77598	120.3
	96" (2400mm) SS Center Pole	MMPCP96-S/S	78686	137.5
2	SS Extender Pole Kit (2 ea.)	MHP-EP-S/S	77599	54.0
3	SS Mounting Plate Kit* (2 ea.)	MSPMPK-S/S	77582	8.3
4	SS Blade Pin Kit* (1 ea.)	MMPBPK-S/S	77600	0.8
5	SS Pivot Arm Kit* (1 ea.)	QMPAK-S/S	77587	4.3
6	SS Tension Spring - Purple (1 ea.) for blades 24" (600mm)	QMTS-P-S/S	77450	0.6
6a	SS Tension Spring - White (1 ea.) for blades 30" - 48" (750 - 1200mm)	QMTS-W-S/S	77451	1.7
6b	SS Tension Spring - Gold (1 ea.) for blades 54" - 78" (1350 - 1950mm)	QMTS-G-S/S	77452	2.5
6c	SS Tension Spring - Silver (1 ea.) for blades 84"-90" (2100-2250mm)	QMTS-S-S/S	79056	3.1
7	Bushing Kit - Purple (2 ea.)	QMTBK-P	76097	0.1
7a	Bushing Kit - White and Silver (2 ea.)	QMTBK-W	76098	0.2
7b	Bushing Kit - Gold (2 ea.)	QMTBK-G	76540	0.3
8	SS Pivot Shaft Bracket Kit* (1 ea.)	QMTPSBK-S/S	77588	4.3
9	SS Torsion Arm Kit* (1 ea.)	PSTA-S/S	77442	11.4
-	SS QMT Spring Tensioner* - Purple (incl. 1 ea. Items 5, 6, 7, 8, & 9) for blades 18" - 24" (450 - 600mm)	QMT-P-S/S	77584	20.4
-	SS QMT Spring Tensioner* - White (incl. 1 ea. Items 5, 6a, 7a, 8, & 9) for blades 30" - 48" (750 - 1200mm)	QMT-W-S/S	77585	21.8
-	SS QMT Spring Tensioner* - Gold (incl. 1 ea. Items 5, 6b, 7b, 8, & 9) for blades 54" - 78" (1350 - 1950mm)	QMT-G-S/S	77586	23.2
-	SS QMT Spring Tensioner* - Silver (incl. 1 ea. Items 5, 6c, 7a, 8 & 9) for blades 84"-90" (2100-2250mm)	QMT-S-S/S	79059	24.6

*Hardware Included
Lead Time: 1 working day

Shaded items are made to order.
Lead time: 3 weeks

Spring Tensioner Selection Chart

CLEANER BLADE WIDTH	77584 QMT-P-S/S	77585 QMT-W-S/S	77586 QMT-G-S/S	79059 QMT-S-S/S
TuffShear 18" - 24" (450 - 600mm)	X			
TuffShear 30" - 48" (750 - 1200mm)		X		
TuffShear 54" - 78" (1350 - 1950mm)			X	
TuffShear 84"-90" (2100-2250mm)				X

U.S. Patent No. D482,508S

Product Ordering Information

MHP Mine Tough Heavy-Duty Precleaner



Belt Width Minus 6" (150mm)

BELT WIDTH		BLADE WIDTH		ORDERING NUMBER	ITEM CODE	WT. LBS
in.	mm	in.	mm			
24	600	18	450	MHP-624	77703	249.4
30	750	24	600	MHP-630	77704	267.6
36	900	30	750	MHP-636	77705	285.8
42	1050	36	900	MHP-642	77706	304.0
48	1200	42	1050	MHP-648	77707	322.2
54	1350	48	1200	MHP-654	77708	341.7
60	1500	54	1350	MHP-660	77709	359.9
72	1800	66	1650	MHP-672	77710	396.4
84	2100	78	1950	MHP-684	77711	432.9
96	2400	90	2250	MHP-696	77712	469.4

Belt Width Minus 12" (300mm)

BELT WIDTH		BLADE WIDTH		ORDERING NUMBER	ITEM CODE	WT. LBS
in.	mm	in.	mm			
30	750	18	450	MHP-1230	77713	258.0
36	900	24	600	MHP-1236	77714	276.2
42	1050	30	750	MHP-1242	77715	294.3
48	1200	36	900	MHP-1248	77716	312.6
54	1350	42	1050	MHP-1254	77717	330.8
60	1500	48	1200	MHP-1260	77718	350.3
72	1800	60	1500	MHP-1272	77719	386.8
84	2100	72	1800	MHP-1284	77720	432.2
96	2400	84	2100	MHP-1296	77721	477.6

Belt Width Minus 18" (450mm)

BELT WIDTH		BLADE WIDTH		ORDERING NUMBER	ITEM CODE	WT. LBS
in.	mm	in.	mm			
36	900	18	450	MHP-1836	78591	266.6
42	1050	24	600	MHP-1842	78592	284.7
48	1200	30	750	MHP-1848	78593	302.9
54	1350	36	900	MHP-1854	78594	321.2
60	1500	42	1050	MHP-1860	78595	339.4
72	1800	54	1350	MHP-1872	78596	377.1
84	2100	66	1650	MHP-1884	78597	413.6
96	2400	78	1950	MHP-1896	78598	450.1

Lead time: 1 working day

Belt Width Minus 24" (600mm)

BELT WIDTH		BLADE WIDTH		ORDERING NUMBER	ITEM CODE	WT. LBS
in.	mm	in.	mm			
42	1050	18	450	MHP-2442	78669	275.1
48	1200	24	600	MHP-2448	78670	243.3
54	1350	30	750	MHP-2454	78671	311.5
60	1500	36	900	MHP-2460	78672	329.8
72	1800	48	1200	MHP-2472	78673	367.5
84	2100	60	1500	MHP-2484	78674	404.0
96	2400	72	1800	MHP-2496	78675	440.4

Optional Mounting Kits

DESCRIPTION	ORDERING NUMBER	ITEM CODE	WT. LBS.
Optional Mounting Bar Kit *	MMBK	75830	19.5
Mounting Plate Kit * (2 plates)	MMPK	76537	140.0

*Hardware Included

Lead time: 1 working day

Product Notes:

- Recommended for heavy-duty conveyor applications.
- Material Path Option: Fit the blade width to the belt's material path. The material path is typically the center 2/3 of the belt width. In most cases a blade size of belt width minus 6" may be the best solution.
- Each cleaner pole is retrofittable for four blade sizes (belt width - 6", - 12", - 18" or - 24") (-150mm, -300mm, -450mm, -600mm).
- Pole Length: Belt width plus 54" (1350mm). For longer requirements see Installation Accessories - Pole Extender Kit (137).
- Visual Tension Check: No guesswork on blade tensioning. Measure the spring and adjust to specified length per blade width to restore optimal tensioning.
- To make cleaner installation easier and quicker, see Optional Mounting Kits (137).


U.S. Patent No. D482,508S

Product Ordering Information

MHP Mine Tough Heavy-Duty Precleaner with Portable Air Tensioner (PAT)



PAT Control Box



Tank sold separately.
See 51 for options.

Belt Width Minus 6" (150mm)

BELT WIDTH		BLADE WIDTH		ORDERING NUMBER	ITEM CODE	WT. LBS
in.	mm	in.	mm			
24	600	18	450	MHP-624P	78599	249.6
30	750	24	600	MHP-630P	78600	267.8
36	900	30	750	MHP-636P	78601	286.0
42	1050	36	900	MHP-642P	78602	304.2
48	1200	42	1050	MHP-648P	78603	322.4
54	1350	48	1200	MHP-654P	78604	340.6
60	1500	54	1350	MHP-660P	78605	358.8
72	1800	66	1650	MHP-672P	78606	395.3
84	2100	78	1950	MHP-684P	78607	431.8
96	2400	90	2250	MHP-696P	78608	468.3

Belt Width Minus 12" (300mm)

BELT WIDTH		BLADE WIDTH		ORDERING NUMBER	ITEM CODE	WT. LBS
in.	mm	in.	mm			
30	750	18	450	MHP-1230P	78609	258.2
36	900	24	600	MHP-1236P	78610	276.4
42	1050	30	750	MHP-1242P	78611	294.5
48	1200	36	900	MHP-1248P	78612	312.8
54	1350	42	1050	MHP-1254P	78613	331.0
60	1500	48	1200	MHP-1260P	78614	349.2
72	1800	60	1500	MHP-1272P	78615	385.7
84	2100	72	1800	MHP-1284P	78616	422.1
96	2400	84	2100	MHP-1296P	78617	458.5

Belt Width Minus 18" (450mm)

BELT WIDTH		BLADE WIDTH		ORDERING NUMBER	ITEM CODE	WT. LBS
in.	mm	in.	mm			
36	900	18	450	MHP-1836P	78618	266.8
42	1050	24	600	MHP-1842P	78619	284.9
48	1200	30	750	MHP-1848P	78620	303.1
54	1350	36	900	MHP-1854P	78621	321.4
60	1500	42	1050	MHP-1860P	78622	339.6
72	1800	54	1350	MHP-1872P	78623	376.0
84	2100	66	1650	MHP-1884P	78624	412.5
96	2400	78	1950	MHP-1896P	78625	449.0

Belt Width Minus 24" (600mm)

BELT WIDTH		BLADE WIDTH		ORDERING NUMBER	ITEM CODE	WT. LBS
in.	mm	in.	mm			
42	1050	18	450	MHP-2442P	78676	275.3
48	1200	24	600	MHP-2448P	78677	293.5
54	1350	30	750	MHP-2454P	78678	311.7
60	1500	36	900	MHP-2460P	78679	330.0
72	1800	48	1200	MHP-2472P	78680	366.4
84	2100	60	1500	MHP-2484P	78681	402.9
96	2400	72	1800	MHP-2496P	78682	439.3

Lead time: 1 working day

Product Notes:

- Recommended for heavy-duty conveyor applications.
- Material Path Option: Fit the blade width to the belt's material path. The material path is typically the center 2/3 of the belt width. In most cases a blade size of belt width minus 6" (150mm) may be the best solution.
- Each cleaner pole is retrofittable for four blade sizes (belt width minus 6" (150mm), minus 12" (300mm), minus 18" (450mm) or minus 24" (600mm)).
- Pole Length: Belt width plus 54" (1350mm). For longer requirements see Installation Accessories – Pole Extender Kit (137).
- Check tension from regulator in control box. Adjust according to air tension per blade width for optimal tensioning.
- To make cleaner installation easier and quicker, see Optional Mounting Kits (137).

U.S. Patent No. D482,508S

Product Ordering Information

Line Connections for Portable Air Tensioner

Air Tanks

ORDERING NUMBER	ITEM CODE	WT. LBS.
PAT1	78684	13.0
PAT2	78685	13.0



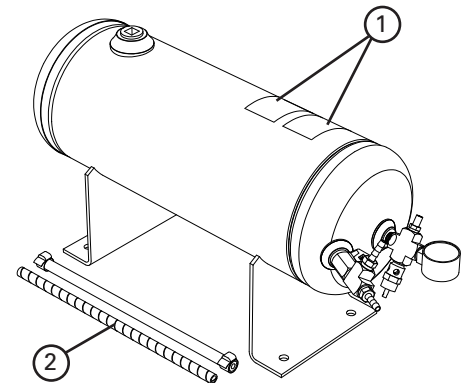
PAT1 (Single)



PAT2 (Dual)

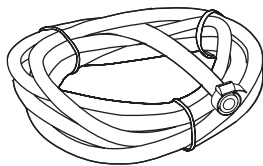
Replacement Parts List

REF	DESCRIPTION	ORDERING NUMBER	ITEM CODE	WT. LBS.
1	Tank Label Kit	PATLK	78791	0.1
2	Tank Hose Kit (incl. 1 ea. 10' hose and 1' poly spiral wrap, 2 hose clamps)	PATHK	78794	1.5



Product Notes:

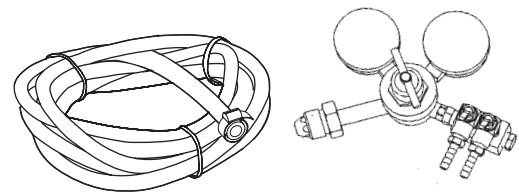
- For use with PAT cleaner assemblies and PAT control box.
- Single for applications with one cleaner, double for applications with two cleaners.
- 150# pop-off valve for safe pressurizing/charging of Air Tank.
- ASME construction.



Air Line Connection for Site-Accessible Air

ORDERING NUMBER	ITEM CODE	WT. LBS.
PATHK*	78794	1.5

* incl. 10' hose, 1' poly spiral wrap, 2 hose clamps



Nitrogen Tank Connection for Site-Provided Nitrogen Tank

ORDERING NUMBER	ITEM CODE	WT. LBS.
PANK*	78799	5.0

* incl. Nitrogen Regulator, 10' hose, 2 hose clamps

Product Ordering Information

MegaShear™
Replacement Blades



Blade Width Selection

BELT WIDTH		BELT WIDTH - 6" (150mm)		BELT WIDTH - 12" (300mm)		BELT WIDTH - 18" (450mm)		BELT WIDTH - 24" (600mm)	
in.	mm	in.	mm	in.	mm	in.	mm	in.	mm
24	600	18	450	N/A	N/A	N/A	N/A	N/A	N/A
30	750	24	600	18	450	N/A	N/A	N/A	N/A
36	900	30	750	24	600	18	450	N/A	N/A
42	1050	36	900	30	750	24	600	18	450
48	1200	42	1050	36	900	30	750	24	600
54	1350	48	1200	42	1050	36	900	30	750
60	1500	54	1350	48	1200	42	1050	36	900
72	1800	66	1650	60	1500	54	1350	48	1200
84	2100	78	1950	72	1800	66	1650	60	1500
96	2400	90	2250	84	2100	78	1950	72	1800

Ordering Information

MegaShear™ Replacement Blades

BLADE WIDTH		ORDERING NUMBER	ITEM CODE	WT. LBS.
in.	mm			
18	450	MRB18	77531	28.9
24	600	MRB24	77532	38.5
30	750	MRB30	77533	48.1
36	900	MRB36	77534	57.8
42	1050	MRB42	77535	67.4
48	1200	MRB48	77536	77.0
54	1350	MRB54	77537	86.6
60	1500	MRB60	77538	96.3
66	1650	MRB66	77539	105.9
72	1800	MRB72	77540	115.5
78	1950	MRB78	77541	125.1
84	2100	MRB84	77542	134.7
90	2250	MRB90	77543	144.3

Other blade sizes available upon request.

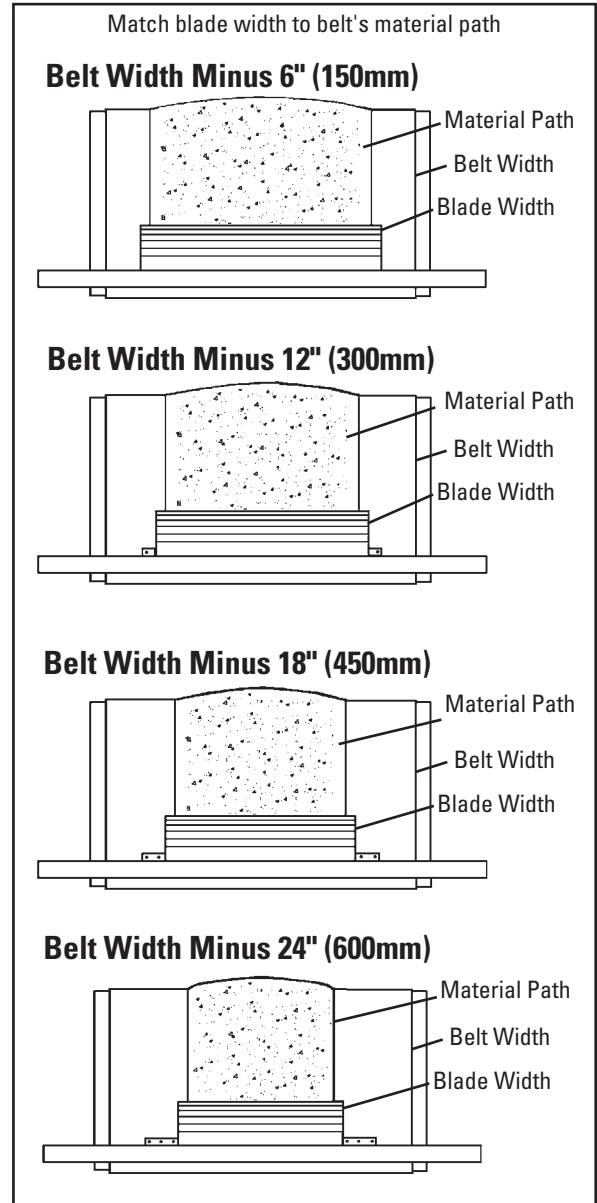
Lead time: 1 working day

Call for pricing and lead time

Product Notes:

- A molded-in wear line indicates when the blade is worn out and needs to be replaced.
- Faceted blade profile: Renews its cleaning edge as the blade wears.
- MegaShear™ blades are made of a special long-wearing polyurethane.
- Quick blade replacement: Pull one pin, remove the old blade and slide the new one in.

U.S. Patent No. D482,508S

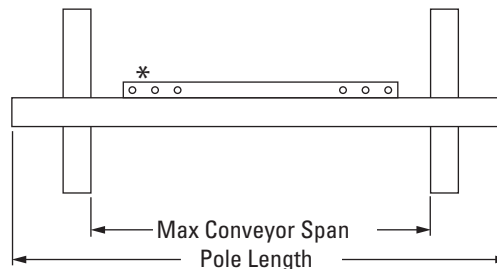


Specifications & Guidelines

Pole Length Specifications*

CLEANER SIZE		MAX OVERALL POLE LENGTH		CENTER POLE LENGTH		MAXIMUM CONVEYOR SPAN	
in.	mm	in.	mm	in.	mm	in.	mm
24	600	78	1950	24	600	66	1650
30	750	84	2100	30	750	72	1800
36	900	90	2250	36	900	78	1950
42	1050	96	2400	42	1050	84	2100
48	1200	102	2550	48	1200	90	2250
54	1350	108	2700	54	1350	96	2400
60	1500	114	2850	60	1500	102	2550
72	1800	126	3150	72	1800	114	2850
84	2100	138	3450	84	2100	126	3150
96	2400	150	3750	96	2400	138	3450

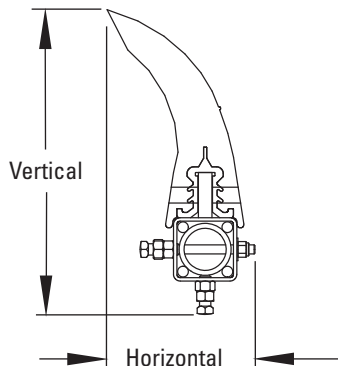
* For special extra long pole length requirements a Pole Extender Kit (#76024) is available that provides 30" (750mm) of extended pole length. Pole Diameter – 2-7/8" (73mm). (137)



*Each pole size can be used with a blade size either belt width minus 6" (150mm), belt width minus 12" (300mm), or belt width minus 18" (450mm).

Clearance Guidelines for Installation

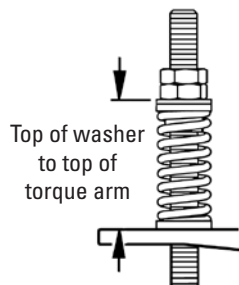
HORIZONTAL CLEARANCE REQUIRED		VERTICAL CLEARANCE REQUIRED	
in.	mm	in.	mm
8	200	19.5	488



Spring Length Chart

Blade Width	White Springs	Silver Springs	Red Springs
18"	5 3/4"	6 3/8"	6 1/2"
24"	5 3/8"	6 1/4"	6 3/8"
30"	5 1/8"	6 1/8"	6 3/8"
36"	4 3/4"	6 1/8"	6 1/4"
42"	4 1/2"	6"	6 1/4"
48"	N/A	5 7/8"	6 1/8"
54"	N/A	5 3/4"	6 1/8"
60"	N/A	5 3/4"	6"
66"	N/A	5 5/8"	6"
72"	N/A	5 1/2"	5 7/8"
78"	N/A	5 1/8"	5 7/8"
84"	N/A	N/A	5 3/4"
90"	N/A	N/A	5 5/8"
96"	N/A	N/A	5 1/2"
102"	N/A	N/A	5 1/2"

Shading indicates preferred spring option.



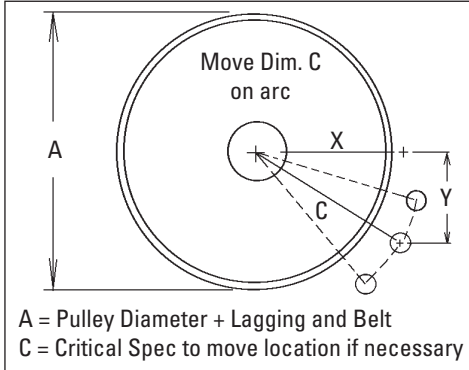
Pressure Chart (PAT)

Blade Width	PSI
18"	8#
24"	10#
30"	13#
36"	15#
42"	18#
48"	20#
54"	23#
60"	25#
66"	28#
72"	31#
78"	33#
84"	36#
90"	38#

Specifications:

- Maximum Belt Speed1500 FPM (7.5M/sec)
- Temperature Rating-30°F to 180°F (-35°C to 82°C)
- Minimum Pulley Diameter.....20" (500mm)
- Blade Height.....12.25" (306mm)
- Usable Blade Wear Length.....8" (200mm)
- Blade MaterialPolyurethane 90 durometer (proprietary blend for abrasion resistance and long wear)
- Available for Belt Widths24" to 96" (600 to 2400mm). Other sizes available upon request.
- CEMA Cleaner RatingClass 5

Pole Location Specs



X & Y Chart for Pole Location

Pulley Diameter (including belt and lagging)	X	Y	C
20"	10"	14-3/8"	17-1/2"
21"	10-1/2"	14-3/8"	17-3/4"
22"	11"	14-3/8"	18-1/8"
23"	11-1/2"	14-3/8"	18-3/8"
24"	12"	14-3/8"	18-3/4"
25"	12-1/2"	14-3/8"	19"
26"	13"	14-3/8"	19-3/8"
27"	13-1/2"	14-3/8"	19-3/4"
28"	14"	14-3/8"	20-1/8"
29"	14-1/2"	14-3/8"	20-3/8"
30"	15"	14-3/8"	20-3/4"
31"	15-1/2"	14-3/8"	21-1/8"
32"	16"	14-3/8"	21-1/2"
33"	16-1/2"	14-3/8"	21-7/8"
34"	17"	14-3/8"	22-1/4"
35"	17-1/2"	14-3/8"	22-5/8"
36"	18"	14-3/8"	23"
37"	18-1/2"	14-3/8"	23-3/8"
38"	19"	14-3/8"	23-7/8"
39"	19-1/2"	14-3/8"	24-1/4"
40"	20"	14-3/8"	24-5/8"
41"	20-1/2"	14-3/8"	25"
42"	21"	14-3/8"	25-1/2"
43"	21-1/2"	14-3/8"	25-7/8"
44"	22"	14-3/8"	26-1/2"

X & Y Chart for Pole Location

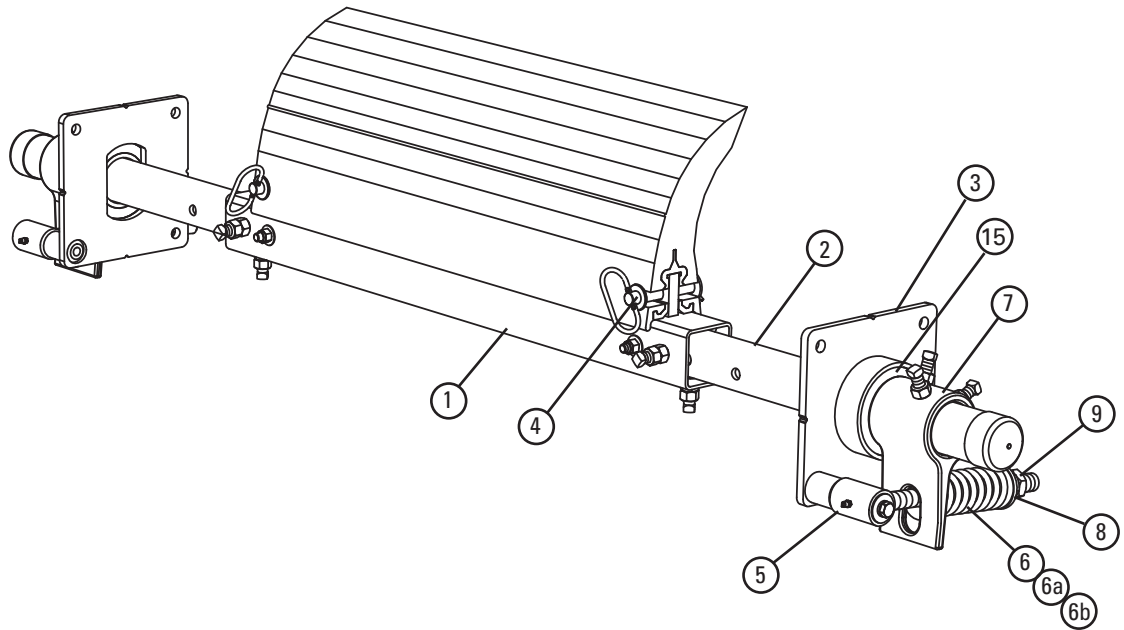
Pulley Diameter (including belt and lagging)	X	Y	C
45"	22-1/2"	14-3/8"	27"
46"	23"	14-3/8"	27 1/2"
47"	23-1/2"	14-3/8"	28"
48"	24"	14-3/8"	28 1/2"
49"	24-5/8"	14-3/8"	29"
50"	25-1/8"	14-3/8"	29 1/2"
51"	25-3/4"	14-3/8"	30"
52"	26-3/8"	14-3/8"	30 1/2"
53"	26-7/8"	14-3/8"	31"
54"	27-1/2"	14-3/8"	31 1/2"
55"	28-1/8"	14-3/8"	32"
56"	28-5/8"	14-3/8"	32 1/2"
57"	29-1/8"	14-3/8"	33"
58"	29-3/4"	14-3/8"	33 1/2"
59"	30-1/4"	14-3/8"	34"
60"	30-7/8"	14-3/8"	34 1/2"
61"	31-3/8"	14-3/8"	35"
62"	31-7/8"	14-3/8"	35 1/2"
63"	32-1/2"	14-3/8"	36"
64"	33"	14-3/8"	36 1/2"
65"	33-1/2"	14-3/8"	37"
66"	34-1/8"	14-3/8"	37 1/2"
67"	34-5/8"	14-3/8"	38"
68"	35-1/8"	14-3/8"	38 1/2"
69"	35-3/4"	14-3/8"	39"

X & Y Chart for Pole Location

Pulley Diameter (including belt and lagging)	X	Y	C
70"	36-1/4"	14-3/8"	39 1/2"
71"	36-3/4"	14-3/8"	40"
72"	37-3/8"	14-3/8"	40 1/2"
73"	37-7/8"	14-3/8"	41"
74"	38-3/8"	14-3/8"	41 1/2"
75"	38-7/8"	14-3/8"	42"
76"	39-1/2"	14-3/8"	42 1/2"
77"	40"	14-3/8"	43"
78"	40-1/2"	14-3/8"	43 1/2"
79"	41"	14-3/8"	44"
80"	41-5/8"	14-3/8"	44 1/2"
81"	42-1/8"	14-3/8"	45"
82"	42-5/8"	14-3/8"	45 1/2"
83"	43-1/8"	14-3/8"	46"
84"	43-3/4"	14-3/8"	46 1/2"

Replacement Parts List

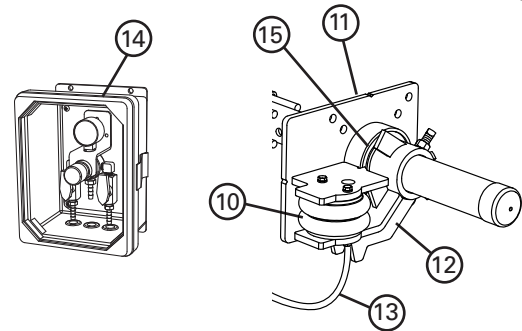
MHP
Mine Tough Heavy-Duty Precleaner



Replacement Parts

REF	DESCRIPTION	ORDERING NUMBER	ITEM CODE	WT. LBS.
1	24" (600mm) Center Pole	MMPCP24	76458	34.4
	30" (750mm) Center Pole	MMPCP30	76459	43.0
	36" (900mm) Center Pole	MMPCP36	76460	51.6
	42" (1050mm) Center Pole	MMPCP42	76461	60.1
	48" (1200mm) Center Pole	MMPCP48	76462	68.7
	54" (1350mm) Center Pole	MMPCP54	76463	77.3
	60" (1500mm) Center Pole	MMPCP60	76464	85.9
	72" (1800mm) Center Pole	MMPCP72	76465	103.1
	84" (2100mm) Center Pole	MMPCP84	76808	120.3
	96" (2400mm) Center Pole	MMPCP96	77722	137.5
2	Extender Pole Kit (2 ea.)	MHP-EP	76392	54.0
3	Mounting Plate Kit* (2 ea.)	MHPMPK	77727	44.4
4	Blade Pin Kit* (1 ea.)	MHPBPK	77728	0.8
5	Torque Pivot Kit* (1 ea.)	PTPK	75897	7.0
6	Tension Spring - White (1 ea.) for blades 18" - 42" (450 - 1050mm)	PSTS-W	75898	1.7
6a	Tension Spring - Silver (1 ea.) for blades 48" - 78" (1200 - 1950mm)	PSTS-S	75899	3.0
6b	Tension Spring - Red (1 ea.) for blades 84" - 90" (2100 - 2250mm)	PSTS-R	77726	4.3
7	Torque Arm Kit* (1 ea.)	PSTA	75896	11.4
8	Bushing Kit (2 ea.)	QMTBK-W	76098	0.2
9	Jam Nut Kit PST Tensioner	JNK-D	79894	0.3
-	PST Spring Tensioner* - White (incl. 2 ea. Items 3, 5, 6, 7, & 8) for blades 18" - 42" (450 - 1050mm)	PST2-W	77723	86.1
-	PST Spring Tensioner* - Silver (incl. 2 ea. Items 3, 5, 6a, 7, & 8) for blades 48" - 78" (1200 - 1950mm)	PST2-S	77724	87.4
-	PST Spring Tensioner* - Red (incl. 2 ea. Items 3, 5, 6b, 7 & 8) for blades 84" - 90" (2100 - 2250mm)	PST2-R	77725	88.8

*Hardware Included
Lead Time: 1 working day



PAT Air & Nitrogen Tensioner Replacement Parts

REF	DESCRIPTION	ORDERING NUMBER	ITEM CODE	WT. LBS.
10	Air/Water Bag (1 ea.)	AWTMB	75905	3.8
11	Mounting Base (1 ea.)	AWTMB	75906	22.9
12	Torque Arm * (1 ea.)	AWTA	75907	11.6
13	Hose Kit (50' of hose and 6 hose clamps)	AWTHK	75909	6.7
14	PAT Control Box 60 psi	PACB60	78683	11.0
15	Pole Bearing Assy (for cleaners shipped after 4/2016)	AWTPBA	90000	2.3
-	PAT Kit- AWT Tensioner w/Control Box (includes 2 ea. Items 10, 11, 12 & 1 ea. Items 13, 14)	PAK	78705	86.2
-	AWT Air/Water Tensioner w/o Control Box (includes 2 each items 10, 11, 12 & 1 each item 13)	AWTNCB	76069	75.2

*Hardware Included
Lead time: 1 working day

Spring Tensioner Selection Chart

CLEANER BLADE WIDTH	77723 PST2-W	77724 PST2-S	77725 PST2-R
MegaShear 18" - 42" (450 - 1050mm)	X		
MegaShear 48" - 78" (1200 - 1950mm)		X	
MegaShear 84" - 90" (2100 - 2250mm)			X


Product Ordering Information

MHCP Heavy-Duty Cartridge Precleaner

MHCP HD Cartridge Precleaner with Spring Tensioner (PST)

BELT WIDTH		BLADE COVERAGE		ORDERING NUMBER	ITEM CODE	WT. LBS.
in.	mm	in.	mm			
24	600	18	450	MHCP-24S	75929	192.1
30	750	24	600	MHCP-30S	75930	207.2
36	900	30	750	MHCP-36S	75931	222.4
42	1050	36	900	MHCP-42S	75932	237.4
48	1200	42	1050	MHCP-48S	75933	252.5
54	1350	48	1200	MHCP-54S	75934	267.6
60	1500	54	1350	MHCP-60S	75935	282.7
72	1800	66	1650	MHCP-72S	75936	312.8
84	2100	78	1950	MHCP-84S	76800	364.9
96	2400	90	2250	MHCP-96S	78955	417.0

Lead time: 1 working day



MHCP HD Cartridge Precleaner with Portable Air Tensioner (PAT)

BELT WIDTH		BLADE COVERAGE		ORDERING NUMBER	ITEM CODE	WT. LBS.
in.	mm	in.	mm			
24	600	18	450	MHCP-24P	78723	192.2
30	750	24	600	MHCP-30P	78724	207.3
36	900	30	750	MHCP-36P	78725	222.4
42	1050	36	900	MHCP-42P	78726	237.4
48	1200	42	1050	MHCP-48P	78727	252.5
54	1350	48	1200	MHCP-54P	78728	267.6
60	1500	54	1350	MHCP-60P	78729	282.7
72	1800	66	1650	MHCP-72P	78730	312.8
84	2100	78	1950	MHCP-84P	78731	364.9
96	2400	90	2250	MHCP-96P	78959	417.0

Lead time: 1 working day



Tank sold separately. See 57 for options.

Optional Mounting Kits

DESCRIPTION	ORDERING NUMBER	ITEM CODE	WT. LBS.
Optional Mounting Bar Kit *	MMBK	75830	19.5
Mounting Plate Kit * (2 plates)	MMPK	76537	140.0

*Hardware Included

Lead time: 1 working day

Product Notes:

- Heavy-duty design with massive SuperShear™ blades for constant cleaning power on abusive beltlines.
- Blade width equals belt width minus 6" (150mm). Can be adjusted to belt's material path.
- Pole Length: Belt width plus 58" (1450mm). For longer requirements see Installation Accessories - Pole Extender Kit (137).
- Tensioner Options: 1) PST Spring Tensioner for self-adjusting tensioning with easy retensioning adjustments; 2) AWT Air/Water Tensioner for automatic tensioning throughout the life of the blades; 3) NT Nitrogen Tensioner for automatic tensioning with a nitrogen tank; 4) Portable Air Tensioner used for constant, automatic tension throughout the life of the blades. Can be used with site available air lines or with the add-on air tank.
- To make cleaner installation easier and quicker, see Optional Mounting Kits (137)

Product Ordering Information

Line Connections for Portable Air Tensioner

Air Tanks

ORDERING NUMBER	ITEM CODE	WT. LBS.
PAT1	78684	13.0
PAT2	78685	13.0



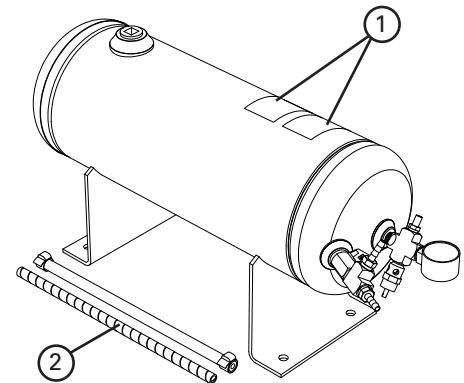
PAT1 (Single)



PAT2 (Dual)

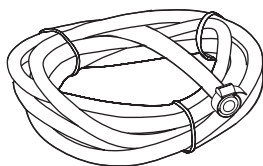
Replacement Parts List

REF	DESCRIPTION	ORDERING NUMBER	ITEM CODE	WT. LBS.
1	Tank Label Kit	PATLK	78791	0.1
2	Tank Hose Kit (incl. 1 ea. 10' hose and 1' poly spiral wrap, 2 hose clamps)	PATHK	78794	1.5



Product Notes:

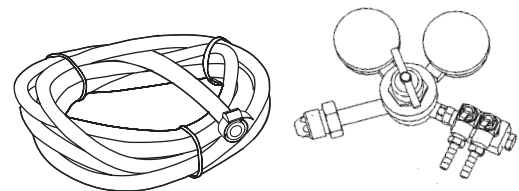
- For use with PAT cleaner assemblies and PAT control box.
- Single for applications with one cleaner, double for applications with two cleaners.
- 150# pop-off valve for safe pressurizing/charging of Air Tank.
- ASME construction.



Air Line Connection for Site-Accessible Air

ORDERING NUMBER	ITEM CODE	WT. LBS.
PATHK*	78794	1.5

* incl. 10' hose, 1' poly spiral wrap, 2 hose clamps



Nitrogen Tank Connection for Site-Provided Nitrogen Tank

ORDERING NUMBER	ITEM CODE	WT. LBS.
PANK*	78799	5.0

* incl. Nitrogen Regulator, 10' hose, 2 hose clamps

Optional Assemblies, Tensioners & Kits


MHCP Heavy-Duty Cartridge Precleaner

Blade/Pole Assemblies

(Includes blades, cartridge, center pole and 2 extender poles)

BELT WIDTH		ORDERING NUMBER	ITEM CODE	WT. LBS.
in.	mm			
24	600	MHCP-BPA24	75945	106.0
30	750	MHCP-BPA30	75946	121.1
36	900	MHCP-BPA36	75947	136.2
42	1050	MHCP-BPA42	75948	151.2
48	1200	MHCP-BPA48	75949	166.3
54	1350	MHCP-BPA54	75950	181.4
60	1500	MHCP-BPA60	75951	196.5
72	1800	MHCP-BPA72	75952	226.6
84	2100	MHCP-BPA84	76809	264.4
96	2400	MHCP-BPA96	78956	302.2

Lead time: 1 working day



Tensioners


(Includes tensioners for both pole ends)

DESCRIPTION	ORDERING NUMBER	ITEM CODE	WT. LBS.
PST Spring Tensioner - White for belts 24" - 48" (600-1200mm)	PST2-W	77723	86.1
PST Spring Tensioner - Silver for belts 54" - 96" (1350-2400mm)	PST2-S	77724	86.2
PST Spring Tensioner - Red for belts 96" (2400mm)	PST2-R	77725	86.2
PAT Kit- PAT Tensioner	PAK	78705	86.2

Lead time: 1 working day



PST Spring Tensioner



PAT Air Tensioner and Control Box


Blade Cartridge Kits

(Includes blades, cartridge, and mounting bolts)

BELT WIDTH		ORDERING NUMBER	ITEM CODE	WT. LBS.
in.	mm			
24	600	MHCP-BCK24	75953	33.0
30	750	MHCP-BCK30	75954	44.0
36	900	MHCP-BCK36	75955	55.0
42	1050	MHCP-BCK42	75956	66.0
48	1200	MHCP-BCK48	75957	77.0
54	1350	MHCP-BCK54	75958	88.0
60	1500	MHCP-BCK60	75959	99.0
72	1800	MHCP-BCK72	75960	121.0
84	2100	MHCP-BCK84	76810	141.2
96	2400	MHCP-BCK96	78957	161.4

NOTE: For easy blade changeout, remove cartridge with worn blades and replace with new blade cartridge kit. New blades can then be installed in the old cartridge for the next changeout.

Lead time: 1 working day



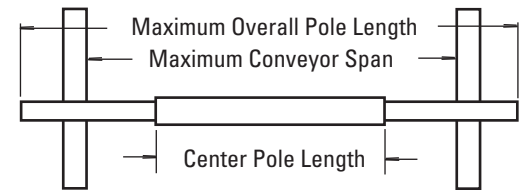
Blade Cartridge Kit

Specifications & Guidelines

Telescoping Pole Length Specifications

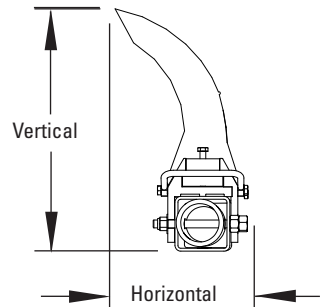
CLEANER SIZE		MAX OVERALL POLE LENGTH		CENTER POLE LENGTH		MAXIMUM CONVEYOR SPAN	
in.	mm	in.	mm	in.	mm	in.	mm
24	600	82	2050	28	700	66	1650
30	750	88	2200	34	850	72	1800
36	900	94	2350	40	1000	78	1950
42	1050	100	2500	46	1150	84	2100
48	1200	106	2650	52	1300	90	2250
54	1350	112	2800	58	1450	96	2400
60	1500	118	2950	64	1600	102	2550
72	1800	130	3250	76	1900	114	2850
84	2100	142	3550	88	2200	126	3150
96	2400	154	3850	100	2500	138	3450

Pole Diameter - 2-7/8" (73mm)

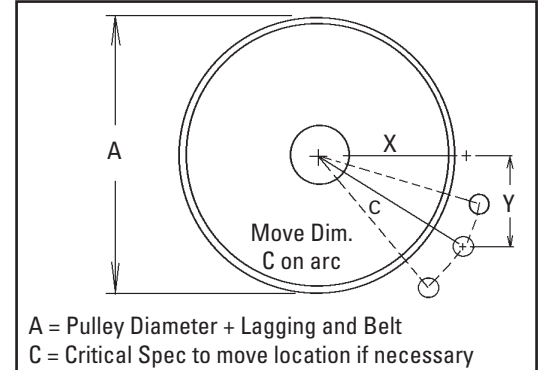


Clearance Guidelines for Installation

HORIZONTAL CLEARANCE REQUIRED		VERTICAL CLEARANCE REQUIRED	
in.	mm	in.	mm
7	175	19	475



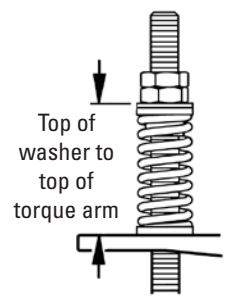
Pole Location Specs



Spring Length Chart

Blade Width	White Springs	Silver Springs	Red Springs
18"	5 3/4"	6 3/8"	6 1/2"
24"	5 3/8"	6 1/4"	6 3/8"
30"	5 1/8"	6 1/8"	6 3/8"
36"	4 3/4"	6 1/8"	6 1/4"
42"	4 1/2"	6"	6 1/4"
48"	N/A	5 7/8"	6 1/8"
54"	N/A	5 3/4"	6 1/8"
60"	N/A	5 3/4"	6"
66"	N/A	5 5/8"	6"
72"	N/A	5 1/2"	5 7/8"
78"	N/A	5 1/8"	5 7/8"
84"	N/A	N/A	5 3/4"
90"	N/A	N/A	5 5/8"
96"	N/A	N/A	5 1/2"
102"	N/A	N/A	5 1/2"

Shading indicates preferred spring option.



Air/Water or Nitrogen Pressure Chart

BLADE WIDTH	BLADES	PSI
18"	3	8#
24"	4	10#
30"	5	13#
36"	6	15#
42"	7	18#
48"	8	20#
54"	9	23#
60"	10	25#
66"	11	28#
72"	12	31#
78"	13	33#
84"	14	36#
90"	15	38#

PSI setting is based on the number of blades on the cleaner, not the belt width.

Pole Location Chart

A	X	Y	C
20"	10"	14 3/8"	17 1/2"
21"	10 1/2"	14 3/8"	17 3/4"
22"	11"	14 3/8"	18 1/8"
23"	11 1/2"	14 3/8"	18 3/8"
24"	12"	14 3/8"	18 3/4"
25"	12 1/2"	14 3/8"	19"
26"	13"	14 3/8"	19 3/8"
27"	13 1/2"	14 3/8"	19 3/4"
28"	14"	14 3/8"	20 1/8"
29"	14 1/2"	14 3/8"	20 3/8"
30"	15"	14 3/8"	20 3/4"
31"	15 1/2"	14 3/8"	21 1/8"
32"	16"	14 3/8"	21 1/2"
33"	16 1/2"	14 3/8"	21 7/8"
34"	17"	14 3/8"	22 1/4"
35"	17 1/2"	14 3/8"	22 5/8"
36"	18"	14 3/8"	23"
37"	18 1/2"	14 3/8"	23 3/8"
38"	19"	14 3/8"	23 7/8"
39"	19 1/2"	14 3/8"	24 1/4"
40"	20"	14 3/8"	24 5/8"
41"	20 1/2"	14 3/8"	25"
42"	21"	14 3/8"	25 1/2"
43"	21 1/2"	14 3/8"	25 7/8"
44"	22 1/4"	14 3/8"	26 1/2"
45"	22 7/8"	14 3/8"	27"
46"	23 1/2"	14 3/8"	27 1/2"
47"	24"	14 3/8"	28"
48"	24 5/8"	14 3/8"	28 1/2"

Specifications:

- Maximum Belt Speed 1200 FPM (6M/sec)
- Temperature Rating -30°F to 180°F (-35°C to 82°C)
- Minimum Pulley Diameter..... 20" (500mm)
- Blade Height..... 14" (350mm)
- Usable Blade Wear Length..... 8" (200mm)
- Blades Polyurethane (proprietary blend for abrasion resistance and long wear)
- Available for Belt Widths 24" to 96" (600 to 2400mm).
Other sizes available upon request
- CEMA Cleaner Rating Class 5

Replacement Parts List

MHCP Heavy-Duty Cartridge Precleaner

Replacement Parts List

REF	DESCRIPTION	ORDERING NUMBER	ITEM CODE	WT. LBS.
1	24" (600mm) Center Pole *	MHP-CP24	75961	19.0
	30" (750mm) Center Pole *	MHP-CP30	75962	23.1
	36" (900mm) Center Pole *	MHP-CP36	75963	27.2
	42" (1050mm) Center Pole *	MHP-CP42	75964	31.2
	48" (1200mm) Center Pole *	MHP-CP48	75965	35.3
	54" (1350mm) Center Pole *	MHP-CP54	75966	39.4
	60" (1500mm) Center Pole *	MHP-CP60	75967	43.5
	72" (1800mm) Center Pole *	MHP-CP72	75968	51.6
	84" (2100mm) Center Pole *	MHP-CP84	76811	60.2
96" (2400mm) Center Pole *	MHP-CP96	78958	68.8	
2	MHCP Extender Poles (2 ea.)	MHP-EP	76392	54.0
3	SuperShear™ Blade	SSRB	75978	6.6
4	24" (600mm) 2-Piece Blade Cartridge *	MHCP-2BC24	76638	13.2
	30" (750mm) 2-Piece Blade Cartridge *	MHCP-2BC30	76639	17.6
	36" (900mm) 2-Piece Blade Cartridge *	MHCP-2BC36	76640	22.0
	42" (1050mm) 2-Piece Blade Cartridge *	MHCP-2BC42	76641	26.4
	48" (1200mm) 2-Piece Blade Cartridge *	MHCP-2BC48	76642	30.8
	54" (1350mm) 2-Piece Blade Cartridge *	MHCP-2BC54	76643	35.2
	60" (1500mm) 2-Piece Blade Cartridge *	MHCP-2BC60	76644	39.6
	72" (1800mm) 2-Piece Blade Cartridge *	MHCP-2BC72	76645	48.4
	84" (2100mm) 2-Piece Blade Cartridge *	MHCP-2BC84	76812	56.5
96" (2400mm) 2-Piece Blade Cartridge *	MHCP-2BC96	78986	64.6	
5	MHCP Cartridge Handle *	MHCP-CH	76393	0.4
6	MHCP Cartridge Blade Stop *	MHCP-BS	76394	0.4

*Hardware Included Lead time: 1 working day

PST Spring Tensioner Replacement Parts


REF	DESCRIPTION	ORDERING NUMBER	ITEM CODE	WT. LBS.
7	Mounting Plate Kit * (2 ea.)	MHPMPK	77727	44.4
8	Torque Arm * (1 ea.)	PSTA	75896	11.4
9	Torque Pivot Kit (1 ea.) (no spring)	PTPK	75897	7.0
10	Tension Spring - White (1 ea.) for belts 24" - 48" (600-1200mm)	PSTS-W	75898	1.7
10a	Tension Spring - Silver (1 ea.) for belts 54" - 84" (1350-2100mm)	PSTS-S	75899	3.0
10b	Tension Spring - Red (1 ea.) for belts 96" (2400mm)	PSTS-R	77726	3.0
11	Bushing Kit (2 ea.) (for White, Silver, & Red Tensioners)	QMTBK-W	76098	0.2
12	Jam Nut Kit PST Tensioner	JNK-D	79894	0.3
-	PST Spring Tensioner* - White (includes 2 each items 7, 8, 9, 10 & 11) for belts 24" - 48" (600-1200mm)	PST2-W	77723	86.1
-	PST Spring Tensioner* - Silver (includes 2 each items 7, 8, 9, 10a & 11) for belts 54" - 84" (1350-2100mm)	PST2-S	77724	86.2
-	PST Spring Tensioner* - Red (incl. 2 each items 7, 8, 9, 10b & 11 for belts 96" (2400mm)	PST-R	77725	86.2

*Hardware Included Lead time: 1 working day

Air/Water Tensioner Replacement Parts

REF	DESCRIPTION	ORDERING NUMBER	ITEM CODE	WT. LBS.
13	Air/Water Bag (1 ea.)	AWTB	75905	3.8
14	Mounting Base (1 ea.)	AWTMB	75906	22.9
15	Torque Arm * (1 ea.)	AWTA	75907	11.6
16	Pole Bearing Assy (for cleaners shipped after 4/2016)	AWTPBA	90000	2.3
17	Hose Kit (50' of hose and 6 hose clamps)	AWTHK	75909	6.7
-	AWT Air/Water Tensioner w/o Control Box (includes 2 each items 12, 13, 14 & 1 each item 15)	AWTNCB	76069	75.2
18	PAT Control Box 60 psi	PACB60	78683	11.0
-	PAT Kit- PAT Tensioner (includes 2 each items 12, 13, 14 & 1 each items 15 & 16)	PAK	78705	86.2

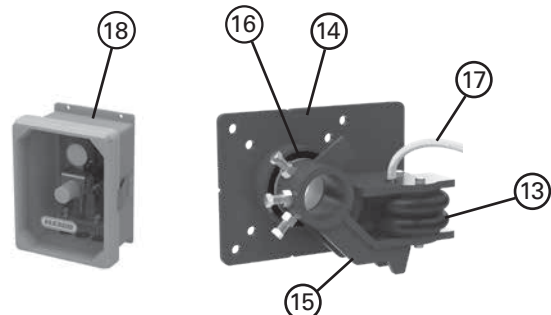
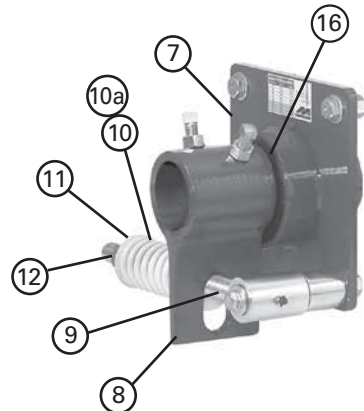
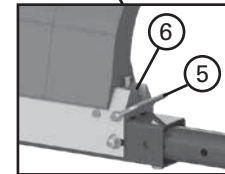
*Hardware Included Lead time: 1 working day



Blades Required per Belt Width

BELT WIDTH		BLADES REQUIRED
in.	mm	
24	600	3
30	750	4
36	900	5
42	1050	6
48	1200	7
54	1350	8
60	1500	9
72	1800	11
84	2100	13
96	2400	15

Blades and cartridges can be purchased separately (see chart at left) or preassembled as a Blade Cartridge Kit (58).



Product Ordering Information

MXP
Extreme-Duty Precleaner

MXP Extreme-Duty Precleaner Belt Width -6" (150mm) with Spring Tensioner (XDST)

BELT WIDTH		BLADE COVERAGE		ORDERING NUMBER	ITEM CODE	WT. LBS.
in.	mm	in.	mm			
42	1050	36	900	MXP-642	90393	659.0
48	1200	42	1050	MXP-648	90394	700.0
54	1350	48	1200	MXP-654	90395	742.0
60	1500	54	1350	MXP-660	90396	783.0
72	1800	66	1650	MXP-672	90397	869.0
84	2100	78	1950	MXP-684	90398	953.0
96	2400	90	2250	MXP-696	90399	1036.0
108	2700	102	2550	MXP-6108	90642	1120.0
120	3000	114	2850	MXP-6120	90400	1207.0

Lead time: 2 weeks



MXP Extreme-Duty Precleaner Belt Width -12" (300mm) with Spring Tensioner (XDST)

BELT WIDTH		BLADE COVERAGE		ORDERING NUMBER	ITEM CODE	WT. LBS.
in.	mm	in.	mm			
42	1050	30	750	MXP-1242	90581	636.0
48	1200	36	900	MXP-1248	90582	679.0
54	1350	42	1050	MXP-1254	90583	720.0
60	1500	48	1200	MXP-1260	90584	763.0
72	1800	60	1500	MXP-1272	90585	849.0
84	2100	72	1800	MXP-1284	90586	933.0
96	2400	84	2100	MXP-1296	90587	1016.0
108	2700	96	2400	MXP-12108	90643	1100.0
120	3000	108	2700	MXP-12120	90588	1187.0

Lead time: 2 weeks

Replacement UltraShear™ Blades

BLADE WIDTH		ORDERING NUMBER	ITEM CODE	WT. LBS.
in.	mm			
6	150	USB6	90410	20.0
12	300	USB12	90409	40.0

Lead time: 1 working day



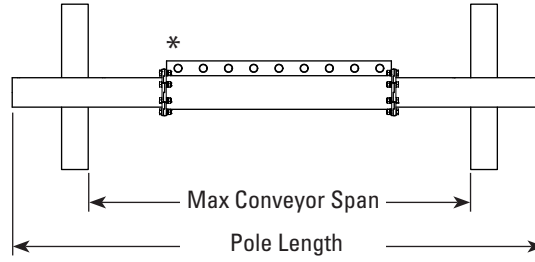
Product Notes:

- Heavy-duty design with massive UltraShear™ blades for constant cleaning power on abusive beltlines.
- Blade width options for belt width minus 6" (150mm) or belt width minus 12" (300mm). Can be adjusted to belt's material path.
- Pole Length: Belt width plus 79" (2000mm).
- Tensioner: XDST Spring Tensioner
- To make cleaner installation easier and quicker, see Optional Mounting Kits (137).

Specifications & Guidelines

Pole Length Specifications*

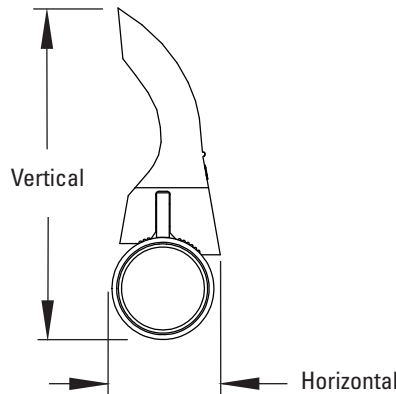
CLEANER SIZE		MAX OVERALL POLE LENGTH		CENTER POLE LENGTH		MAXIMUM CONVEYOR SPAN	
in.	mm	in.	mm	in.	mm	in.	mm
42	1050	121	3050	48	1200	105	2667
48	1200	127	3200	54	1350	111	2819
54	1350	133	3350	60	1500	117	2972
60	1500	139	3500	66	1650	123	3124
72	1800	151	3800	78	1950	135	3429
84	2100	163	4100	90	2250	147	3734
96	2400	175	4400	102	2550	159	4039
108	2700	187	4700	114	2850	171	4343
120	3000	199	5000	126	3150	183	4648



* 6" and 12" (150mm and 300mm) blade segments can be configured to match material path.

Clearance Guidelines for Installation

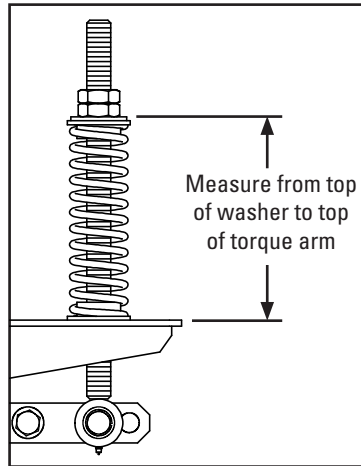
HORIZONTAL CLEARANCE REQUIRED		VERTICAL CLEARANCE REQUIRED	
in.	mm	in.	mm
12	300	27 1/2	700



Spring Length Chart

BELT WIDTH		BLADE COVERAGE		NO. OF BLADES	PURPLE SPRINGS		WHITE SPRINGS		BLACK SPRINGS	
in.	mm	in.	mm		in.	mm	in.	mm	in.	mm
BELT WIDTH MINUS 6" (150mm)										
42	1050	36	900	3	10	255	N/A	N/A	N/A	N/A
48	1200	42	1050	3.5	9 1/2	240	10 7/8	280	N/A	N/A
54	1350	48	1200	4	9	230	10 5/8	270	N/A	N/A
60	1500	54	1350	4.5	8 1/2	215	10 3/8	265	N/A	N/A
72	1800	66	1650	5.5	7 5/8	195	9 7/8	250	N/A	N/A
84	2100	78	1950	6.5	6 3/4	170	9 3/8	240	10 3/4	270
96	2400	90	2250	7.5	5 3/4	145	8 7/8	225	10 3/8	265
108	2700	102	2550	8.5	N/A	N/A	8 3/8	210	10 1/8	255
120	3000	114	2850	9.5	N/A	N/A	7 7/8	200	9 3/4	250
BELT WIDTH MINUS 12" (300mm)										
42	1050	30	750	2.5	10 3/8	265	N/A	N/A	N/A	N/A
48	1200	36	900	3	10	255	11 1/4	285	N/A	N/A
54	1350	42	1050	3.5	9 1/2	240	10 7/8	280	N/A	N/A
60	1500	48	1200	4	9	230	10 5/8	270	N/A	N/A
72	1800	60	1500	5	8 1/8	205	10 1/8	260	N/A	N/A
84	2100	72	1800	6	7 1/8	180	9 5/8	245	N/A	N/A
96	2400	84	2100	7	6 1/4	160	9 1/8	230	10 1/2	270
108	2700	96	2400	8	N/A	N/A	8 5/8	220	10 1/4	260
120	3000	108	2700	9	N/A	N/A	8 1/8	205	9 7/8	250

Shading indicates preferred spring option.

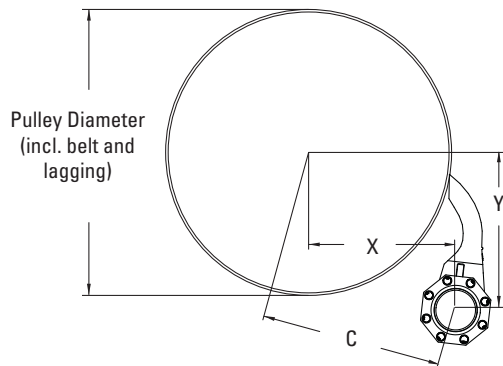


Specifications:

- Maximum Belt Speed2000 FPM (10 M/sec)
- Temperature Rating-30°F to 275°F (-35°C to 135°C)
- Minimum Pulley Diameter.....48" (1200mm)
- Blade Height.....19-3/8" (490mm)
- Usable Blade Wear Length.....11-1/2" (290mm)
- Blade MaterialPolyurethane 93 durometer (proprietary blend for abrasion resistance and long wear)
- Available for Belt Widths42" to 120" (1050 to 3000mm). Other sizes available upon request.
- CEMA Cleaner RatingClass 5

Specifications & Guidelines

Pole Location Specs



IMPERIAL X & Y Chart for Pole Location

Pulley Diameter (including belt and lagging)	X	Y	C
48	20 1/2	26 1/4	33 1/4
49	21	26 3/8	33 5/8
50	21 1/2	26 3/8	34
51	22	26 1/2	34 3/8
52	22 1/2	26 5/8	34 3/4
53	23	26 5/8	35 1/8
54	23 1/2	26 3/4	35 5/8
55	24	26 7/8	36
56	24 1/2	26 7/8	36 3/8
57	24 7/8	27	36 3/4
58	25 3/8	27 1/8	37 1/8
59	25 7/8	27 1/8	37 1/2
60	26 3/8	27 1/4	38
61	26 7/8	27 3/8	38 3/8
62	27 3/8	27 1/2	38 3/4
63	27 7/8	27 1/2	39 1/8
64	28 3/8	27 5/8	39 5/8
65	28 7/8	27 3/4	40
66	29 3/8	27 3/4	40 3/8
67	29 7/8	27 7/8	40 7/8
68	30 3/8	28	41 1/4
69	30 7/8	28	41 3/4
70	31 3/8	28 1/8	42 1/8
71	31 7/8	28 1/4	42 1/2
72	32 3/8	28 1/4	43

X & Y Chart for Pole Location (cont.)

Pulley Diameter (including belt and lagging)	X	Y	C
73	32 3/4	28 3/8	43 3/8
74	33 1/4	28 1/2	43 7/8
75	33 3/4	28 5/8	44 1/4
76	34 1/4	28 5/8	44 3/4
77	34 3/4	28 3/4	45 1/8
78	35 1/4	28 7/8	45 1/2
79	35 3/4	28 7/8	46
80	36 1/4	29	46 3/8
81	36 3/4	29 1/8	46 7/8
82	37 1/4	29 1/8	47 1/4
83	37 3/4	29 1/4	47 3/4
84	38 1/4	29 3/8	48 1/4
85	38 3/4	29 1/2	48 5/8
86	39 1/4	29 1/2	49 1/8
87	39 3/4	29 5/8	49 1/2
88	40 1/4	29 3/4	50
89	40 3/4	29 3/4	50 3/8
90	41 1/8	29 7/8	50 7/8
91	41 5/8	30	51 3/8
92	42 1/8	30	51 3/4
93	42 5/8	30 1/8	52 1/4
94	43 1/8	30 1/4	52 5/8
95	43 5/8	30 1/4	53 1/8
96	44 1/8	30 3/8	53 5/8

METRIC

X & Y Chart for Pole Location

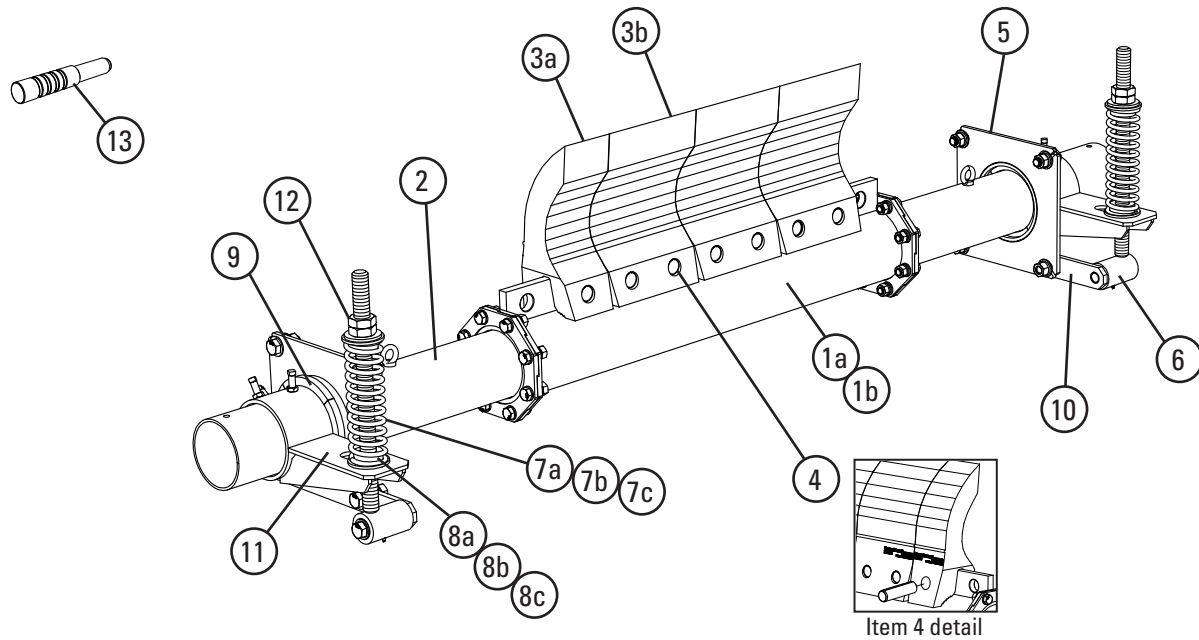
Pulley Diameter (including belt and lagging)	X	Y	C
1225	520	665	845
1250	535	670	855
1275	545	670	865
1300	560	675	875
1325	570	675	885
1350	585	675	895
1375	595	680	905
1400	610	680	915
1425	620	685	925
1450	635	685	935
1475	645	690	945
1500	660	690	955
1525	670	695	965
1550	685	695	975
1575	695	695	985
1600	710	700	995
1625	720	700	1005
1650	735	705	1015
1675	745	705	1025
1700	760	710	1040
1725	770	710	1050
1750	785	710	1060
1775	795	715	1070
1800	810	715	1080
1825	820	720	1090

X & Y Chart for Pole Location (cont.)

Pulley Diameter (including belt and lagging)	X	Y	C
1850	835	720	1100
1875	845	725	1115
1900	860	725	1125
1925	870	730	1135
1950	885	730	1145
1975	895	730	1155
2000	910	735	1170
2025	920	735	1180
2050	935	740	1190
2075	945	740	1200
2100	960	745	1215
2125	970	745	1225
2150	985	750	1235
2175	995	750	1245
2200	1010	750	1260
2225	1020	755	1270
2250	1035	755	1280
2275	1045	760	1290
2300	1060	760	1305
2325	1070	765	1315
2350	1085	765	1325
2375	1095	770	1340
2400	1110	770	1350
2425	1120	770	1360

Replacement Parts List

MXP
Extreme-Duty Precleaner



Replacement Poles

REF	DESCRIPTION	ORDERING NUMBER	ITEM CODE	WT. LBS.
1a	42" (1050mm) Center Pole BW-6	MXPP-642	90589	177.0
	48" (1200mm) Center Pole BW-6	MXPP-648	90590	198.0
	54" (1350mm) Center Pole BW-6	MXPP-654	90591	218.0
	60" (1500mm) Center Pole BW-6	MXPP-660	90592	239.0
	72" (1800mm) Center Pole BW-6	MXPP-672	90593	280.0
	84" (2100mm) Center Pole BW-6	MXPP-684	90594	320.0
	96" (2400mm) Center Pole BW-6	MXPP-696	90595	361.0
	108" (2700mm) Center Pole BW-6	MXPP-6108	90644	402.0
1b	120" (3000mm) Center Pole BW-6	MXPP-6120	90596	443.0
	42" (1050mm) Center Pole BW-12	MXPP-1242	90622	178.0
	48" (1200mm) Center Pole BW-12	MXPP-1248	90623	198.0
	54" (1350mm) Center Pole BW-12	MXPP-1254	90624	219.0
	60" (1500mm) Center Pole BW-12	MXPP-1260	90625	239.0
	72" (1800mm) Center Pole BW-12	MXPP-1272	90626	280.0
	84" (2100mm) Center Pole BW-12	MXPP-1284	90627	321.0
	96" (2400mm) Center Pole BW-12	MXPP-1296	90628	362.0
2	108" (2700mm) Center Pole BW-12	MXPP-12108	90645	401.0
	120" (3000mm) Center Pole BW-12	MXPP-12120	90629	442.0
2	Extreme Duty Pole Ends* (pair)	MXPPE	90598	133.0

*Hardware Included

Lead Time: 2 weeks

Spring Tensioner Selection Chart

CLEANER BLADE WIDTH	90612 XDST-P	90611 XDST-W	90613 XDST-B
UltraShear 42" – 60" (1050 – 1500mm)	X		
UltraShear 72" – 108" (1800 – 2700mm)		X	
UltraShear 120" (3000mm)			X

Replacement Parts

REF	DESCRIPTION	ORDERING NUMBER	ITEM CODE	WT. LBS.
3a	UltraShear Blade 6" (150mm)	USB6	90410	20.0
3b	UltraShear Blade 12" (300mm)	USB12	90409	40.0
4	UltraShear Blade Pin (1 ea.)	USBP	90411	1.0
5	XDST Mounting Plate Kit* (2 ea.)	XDSTMPK	90599	64.0
6	XDST Pivot Arm Kit* (1 ea.)	XDSTPAK	90600	20.0
7a	XDST Tension Spring - Purple (1 ea.) for blades 42" - 60" (1050 - 1500mm)	XDSTS-P	90602	10.0
7b	XDST Tension Spring - White (1 ea.) for blades 72" - 108" (1800 - 2700mm)	XDSTS-W	90601	13.0
7c	XDST Tension Spring - Black (1 ea.) for blades 120" (3000mm)	XDSTS-B	90603	17.0
8a	XDST Bushing Kit - Purple (2 ea.)	XDSTBK-P	90605	0.5
8b	XDST Bushing Kit - White (2 ea.)	XDSTBK-W	90604	0.5
8c	XDST Bushing Kit - Black (2 ea.)	XDSTBK-B	90606	0.5
9	MXP Pole Bearing Kit (8 segments) Replacements for both tensioners	MXPPBK	90607	2.5
10	XDST Pivot Shaft Bracket* (1 ea.)	XDSTPSBK	90608	15.0
11	XDST Torque Arm Kit* (1 ea.)	XDSTTAK	90609	15.0
12	XDST Jam Nut Kit (2 nuts, 1 washer)	XDSTJNK	90610	1.0
13	USB Blade Pin Removal Tool	USBBRP	90412	9.0
-	XDST Spring Tensioner* - Purple (incl. 1 ea. items 5, 9; 2 ea. items 6,7a,8a,10,11,12) for blades 42" - 60" (1050 - 1500mm)	XDST-P	90612	206.0
-	XDST Spring Tensioner* - White (incl. 1 ea. items 5, 9; 2 ea. items 6,7b,8b,10,11,12) for blades 72" - 108" (1800 - 2700mm)	XDST-W	90611	212.0
-	XDST Spring Tensioner* - Black (incl. 1 ea. items 5, 9; 2 ea. items 6,7c,8c,10,11,12) for blades 120" (3000mm)	XDST-B	90613	220.0

*Hardware Included

Lead Time: 1 working day


Product Ordering Information

HV2 Segmented Blade Precleaner

HV2 Precleaners with V-Tips

BELT WIDTH		V-TIP SIZE	ORDERING NUMBER	ITEM CODE	WT. LBS.
in.	mm				
18	450	SS	HV2-18SS	79323	99.5
18	450	S	HV2-18S	79324	100.9
18	450	M	HV2-18M	79325	101.7
24	600	SS	HV2-24SS	79326	112.6
24	600	S	HV2-24S	79327	114.7
24	600	M	HV2-24M	79328	115.9
30	750	SS	HV2-30SS	79329	125.6
30	750	S	HV2-30S	79330	128.4
30	750	M	HV2-30M	79331	130.0
36	900	SS	HV2-36SS	79332	138.7
36	900	S	HV2-36S	79333	142.2
36	900	M	HV2-36M	79334	144.2
36	900	L	HV2-36L	79335	145.2
42	1050	SS	HV2-42SS	79336	151.8
42	1050	S	HV2-42S	79337	156.0
42	1050	M	HV2-42M	79338	158.4
42	1050	L	HV2-42L	79339	159.6
42	1050	LL	HV2-42LL	79340	163.8
48	1200	SS	HV2-48SS	79341	164.8
48	1200	S	HV2-48S	79342	169.7
48	1200	M	HV2-48M	79343	172.5
48	1200	L	HV2-48L	79344	173.9
48	1200	LL	HV2-48LL	79345	178.8
54	1350	S	HV2-54S	79346	183.5
54	1350	M	HV2-54M	79347	186.7
54	1350	L	HV2-54L	79348	188.3
54	1350	LL	HV2-54LL	79349	193.9
60	1500	S	HV2-60S	79350	197.3
60	1500	M	HV2-60M	79351	200.9
60	1500	L	HV2-60L	79352	202.7
60	1500	LL	HV2-60LL	79353	209.0
72	1800	S	HV2-72S	79354	216.2
72	1800	M	HV2-72M	79355	220.2
72	1800	L	HV2-72L	79356	222.2
72	1800	LL	HV2-72LL	79357	229.2

*NOTE: HV2 Tips must be used only on vulcanized belts.
 HV2 Suspension Arm size is determined by head pulley diameter - see chart.
 Additional sizes available upon request.
 Lead time: 1 working day



HV2 Precleaner
 • 2-7/8" (73mm) diameter pole.

Replacement HV2-Tips

ORDERING NUMBER	ITEM CODE	WT. LBS.
HV2T-S/S	79367	0.6
HV2PT	79368	0.8

Lead time: 1 working day

Replacement HV2 Suspension Arms

SIZE	ORDERING NUMBER	ITEM CODE	WT. LBS.
SS	H2SA6SS	79369	2.5
S	H2SA6S	79370	3.2
M	H2SA6M	79371	3.6
L	H2SA6L	79372	3.8
LL	H2SA6LL	79373	4.5

Lead time: 1 working day

HV2 Suspension Arm Size

HEAD PULLEY DIAMETER + BELT & LAGGING		HV2 ARM SIZE
in.	mm	
10 - 19	250-475	SS
20 - 31	500-775	S
32 - 39	800-975	M
40 - 47	1000-1175	L
48 - 67	1200-1675	LL

Tips Required per Cleaner Size

in.	18	24	30	36	42	48	54	60	72
mm	450	600	750	900	1050	1200	1350	1500	1800
HV2-Tips Required	2	3	4	5	6	7	8	9	11

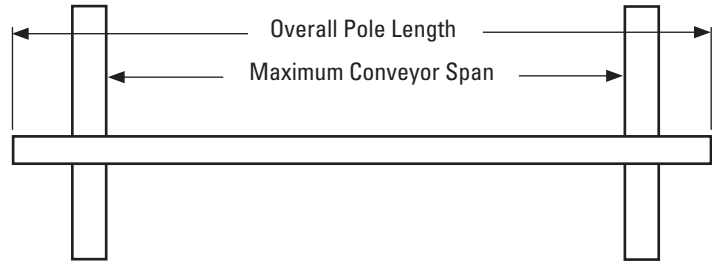
Specifications & Guidelines

HV2 Segmented Blade Precleaner

Pole Length Specifications*

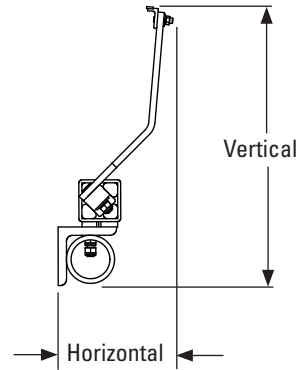
Cleaner Size		Pole Length		Maximum Conveyor Span	
in.	mm	in.	mm	in.	mm
18	450	66	1650	56	1400
24	600	72	1800	62	1550
30	750	78	1950	68	1700
36	900	84	2100	74	1850
42	1050	90	2250	80	2000
48	1200	96	2400	86	2150
54	1350	102	2550	92	2300
60	1500	108	2700	98	2450
72	1800	120	3000	110	2750

*For special extra long pole length requirements a Pole Extender Kit (#76024) is available that provides 30" (750mm) of extended pole length.
Pole Diameter – 2-7/8" (73mm) (137)



Clearance Guidelines for Installation

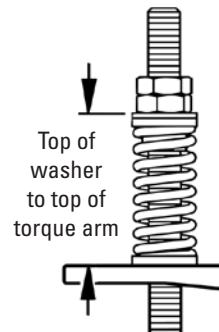
Suspension Arm Size	Horizontal Clearance Required		Vertical Clearance Required	
	in.	mm	in.	mm
SS	8-1/4	210	12-5/8	320
S	8-1/4	210	15-3/8	390
M	8-1/4	210	16-5/8	416
L	8-1/4	210	17-1/2	445
LL	8-1/4	210	20-1/8	511



HV2 Spring Length Chart (for optimal blade tensioning)

Belt Width		Tips	Spring Length									
			SS		S		M		L		LL	
in	mm		in	mm	in	mm	in	mm	in	mm	in	mm
18"	450	2	5 1/4"	133	4 7/8"	124	4 3/4"	121	4 1/2"	114	N/A	N/A
24"	600	3	4 1/2"	114	4 1/8"	105	5 3/4"	146	5 3/4"	146	N/A	N/A
30"	750	4	4 1/2"	114	4 1/8"	105	5 3/4"	146	5 3/4"	146	N/A	N/A
36"	900	5	5 3/4"	146	5 5/8"	143	5 1/2"	140	5 3/8"	137	N/A	N/A
42"	1050	6	5 5/8"	143	5 3/8"	137	5 1/4"	133	5 1/8"	130	4 3/4"	121
48"	1200	7	5 5/8"	143	5 3/8"	137	5 1/4"	133	5 1/8"	130	4 3/4"	121
54"	1350	8	N/A	N/A	5 1/8"	130	5	127	4 7/8"	124	6"	152
60"	1500	9	N/A	N/A	4 7/8"	124	6 1/8"	156	6"	152	5 7/8"	150
72"	1800	11	N/A	N/A	6"	152	6"	152	5 7/8"	150	5 3/4"	146

Purple Spring
 Silver Spring
 White Spring

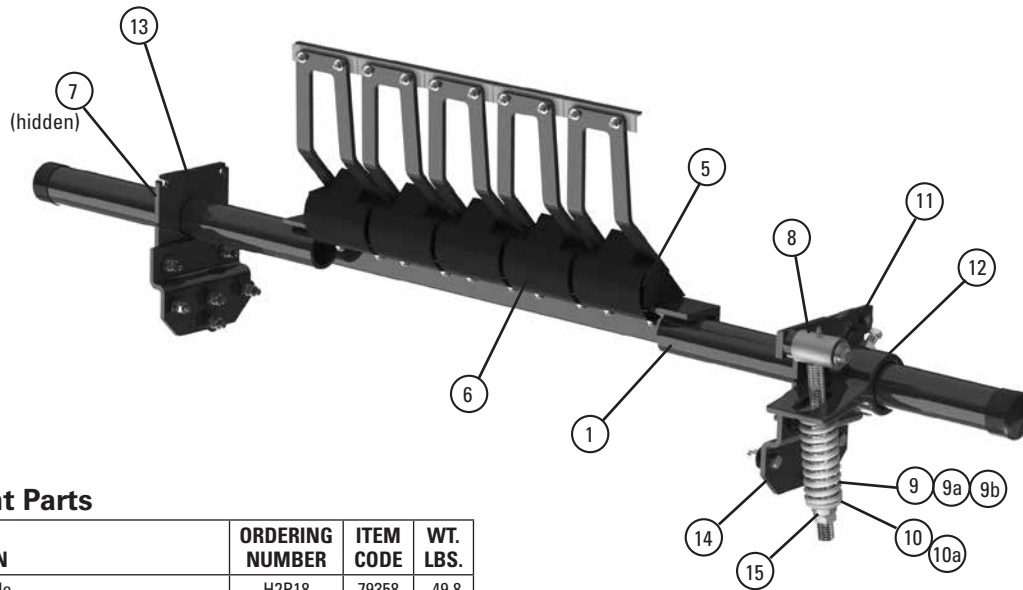


Specifications:

- Maximum Belt Speed1500 FPM (7.5M/sec)
- Temperature Rating-30°F to 180°F (-35°C to 82°C)
- Usable Blade Wear Length.....3/8" (9mm)
- Blade Material.....Long Life Tungsten Carbide
(for vulcanized belts only)
- Available for Belt Widths18" to 72" (450mm to 1800mm)
Other sizes available upon request
- CEMA Cleaner RatingClass 4

Replacement Parts List

HV2 Segmented Blade Precleaner



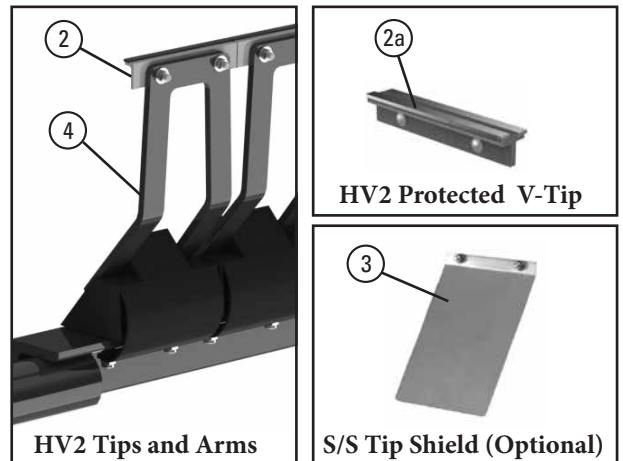
Replacement Parts

REF	DESCRIPTION	ORDERING NUMBER	ITEM CODE	WT. LBS.
1	18" (450mm) Pole	H2P18	79358	49.8
	24" (600mm) Pole	H2P24	79359	55.0
	30" (750mm) Pole	H2P30	79360	60.1
	36" (900mm) Pole	H2P36	79361	65.3
	42" (1050mm) Pole	H2P42	79362	70.5
	48" (1200mm) Pole	H2P48	79363	75.6
	54" (1350mm) Pole	H2P54	79364	80.8
	60" (1500mm) Pole	H2P60	79365	86.0
	72" (1800mm) Pole	H2P72	79366	96.3
2	HV2 Tip (6"/150mm Tip, 1 ea.)	HV2T-S/S	79367	0.6
2a	HV2 Protected V-Tip* (6"/150mm Tip, 1 ea.) (for vulcanized belts only) (for abusive wear)	HV2PT	79368	0.8
3	HV2-S/S Tip Shield (optional)	HV2SSTS	79375	0.5
4	HV2 SS Suspension Arm*	H2SA6SS	79369	2.5
	HV2 S Suspension Arm*	H2SA6S	79370	3.2
	HV2 M Suspension Arm*	H2SA6M	79371	3.6
	HV2 L Suspension Arm*	H2SA6L	79372	3.8
	HV2 LL Suspension Arm*	H2SA6LL	79373	4.5
5	HV2 Cushion	H2RC	79374	4.3
6	HV2 Polyurethane Cushion Cover	UHVC	79453	0.5
7	Pole Lock Collar* (1 ea.)	MSPPL	75816	1.9
8	Pivot Arm Kit* (1 ea.)	QMTPAK	76096	4.3
9a	Tension Spring - Purple (1 ea.)**	QMTS-P	75845	0.6
9b	Tension Spring - White (1 ea.)**	PSTS-W	75898	1.7
9c	Tension Spring - Silver (1 ea.)**	PSTS-S	75899	3.0
10a	Bushing Kit - Purple (2 ea.) (for Item 9a)	QMTBK-P	76097	0.1
10b	Bushing Kit - White (2 ea.) (for Items 9b & 9c)	QMTBK-W	76098	0.2
11	Pivot Shaft Bracket Kit* (1 ea.)	QMTPSBK	76099	4.3
12	Torque Arm Kit* (1 ea.)	PSTA	75896	11.4
13	Mounting Plate Kit* (2 ea.)	MSPMPK	75811	8.3
14	Offset Bracket Kit* (1 ea.)	HOBK	76399	12.4
15	Jam Nut Kit QMT Tensioner	JNK-C	79893	0.3
-	QMT Spring Tensioner* - Purple (incl. 1 ea. Items 9a, 10a, 11, 12, 13)	QMT-P	76074	20.4
-	QMT Spring Tensioner* - White (incl. 1 ea. Items 9b, 10b, 11, 12, 13)	QMT-W	76075	21.8
-	QMT Spring Tensioner* - Silver (incl. 1 ea. Items 9c, 10b, 11, 12, 13)	QMT-S	79039	20.3

*Hardware included

Note: All poles and tensioners are heavy-duty style.

Lead time: 1 working day



Spring Tensioner Selection Chart

HV2 Precleaner Size	76074 QMT-P	76075 QMT-W	76402 QMT-S
18" SS,S,M; 24" S,S; 30" SS,S	X		
24" M; 30" M; 36" SS-L; 42" SS-L; 48" SS-LL; 54" S-L; 60" S; 72" S		X	
54" LL; 60" M-LL; 72" M-LL			X

Tips Required per Cleaner Size

in.	18	24	30	36	42	48	54	60	72
mm	450	600	750	900	1050	1200	1350	1500	1800
HV2-Tips Required	2	3	4	5	6	7	8	9	11

Product Ordering Information

H-Type with XF2-Tips Segmented Blade Precleaner

H-Type® with XF2-Tips

BELT WIDTH		XF2-TIP SIZE	ORDERING NUMBER	ITEM CODE	WT. LBS.
in.	mm				
18	450	SS	HXF2-18SS	76138	32.0
18	450	S	HXF2-18S	76289	97.1
18	450	M	HXF2-18M	76290	97.9
24	600	SS	HXF2-24SS	76139	110.0
24	600	S	HXF2-24S	76291	111.2
24	600	M	HXF2-24M	76292	112.4
30	750	SS	HXF2-30SS	76140	113.8
30	750	S	HXF2-30S	76293	115.0
30	750	M	HXF2-30M	76294	116.2
36	900	SS	HXF2-36SS	76141	126.2
36	900	S	HXF2-36S	76295	127.8
36	900	M	HXF2-36M	76296	129.4
36	900	L	HXF2-36L	76297	130.6
42	1050	SS	HXF2-42SS	76142	138.6
42	1050	S	HXF2-42S	76298	140.6
42	1050	M	HXF2-42M	76299	142.6
42	1050	L	HXF2-42L	76300	144.1
48	1200	SS	HXF2-48SS	76143	142.4
48	1200	S	HXF2-48S	76301	144.4
48	1200	M	HXF2-48M	76302	146.4
48	1200	L	HXF2-48L	76303	147.9
54	1350	SS	HXF2-54SS	76144	154.8
54	1350	S	HXF2-54S	76304	157.2
54	1350	M	HXF2-54M	76305	161.7
54	1350	L	HXF2-54L	76306	163.5
60	1500	S	HXF2-60S	76145	196.2
60	1500	M	HXF2-60M	76307	199.0
60	1500	L	HXF2-60L	76308	201.1
72	1800	S	HXF2-72S	76146	216.8
72	1800	M	HXF2-72M	76309	220.0
72	1800	L	HXF2-72L	76310	222.4

*NOTE: XF2-Tips must be used on mechanically spliced belts. Can be used on vulcanized belts.
XF2-Tip size is determined by head pulley diameter - see chart.
Additional sizes available upon request.
To order a cleaner with XF-Tips, call Customer Service.
Lead time: 1 working day

Tips Required per Cleaner Size

in.	18	24	30	36	42	48	54	60	72
mm	450	600	750	900	1050	1200	1350	1500	1800
XF2-Tips Required	2	3	3	4	5	5	6	7	8



H-Type Precleaner with XF2-Tips

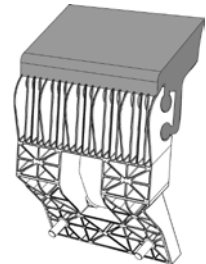
- 2 7/8" (73mm) diameter pole.

Replacement XF2-Tips

SIZE	ORDERING NUMBER	ITEM CODE	WT. LBS.
SS	HXF2-SS	75979	3.0
S	HXF2-S	75980	3.4
M	HXF2-M	75981	3.8
L	HXF2-L	75982	4.1

Specially formulated, long-wearing polyurethane blade tip. Impact-resistant, reinforced nylon base for rigidity and minimal deflection.

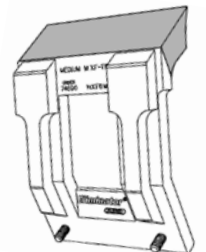
Lead time: 1 working day



Replacement XF-Tips

SIZE	ORDERING NUMBER	ITEM CODE	WT. LBS.
SS	HXF8SS	74307	3.4
S	HXF8S	74689	3.8
M	HXF8M	74690	4.1
L	HXF8L	74691	4.5

Lead time: 1 working day



XF2-Tip & XF-Tip Size

HEAD PULLEY DIAMETER + BELT & LAGGING		XF2-TIP & XF-TIP SIZE
in.	mm	
10 - 19	250-475	SS
20 - 31	500-775	S
32 - 39	800-975	M
40 - 47	1000-1175	L

U.S. Patents No. 6,926,133; 7,347,315

Specifications & Guidelines

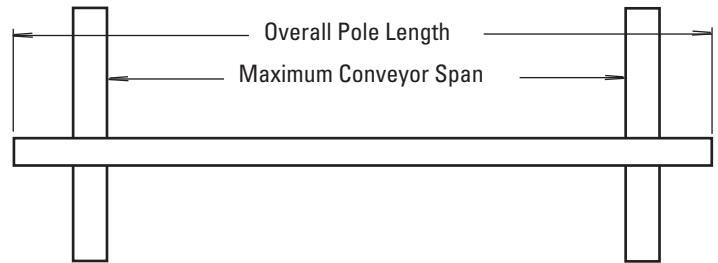
H-Type with XF2-Tips Segmented Blade Precleaner

Pole Length Specifications*

CLEANER SIZE		POLE LENGTH		MAXIMUM CONVEYOR SPAN	
in.	mm	in.	mm	in.	mm
18	450	66	1650	56	1400
24	600	72	1800	62	1550
30	750	78	1950	68	1700
36	900	84	2100	74	1850
42	1050	90	2250	80	2000
48	1200	96	2400	86	2150
54	1350	102	2550	92	2300
60	1500	108	2700	98	2450
72	1800	120	3000	110	2750

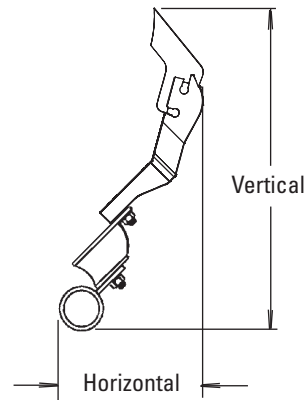
*For special extra long pole length requirements a Pole Extender Kit (#76024) is available that provides 30" (750mm) of extended pole length. (137).

Pole Diameter – 2-7/8" (73mm)



Clearance Guidelines for Installation

SUSPENSION ARM SIZE	HORIZONTAL CLEARANCE REQUIRED		VERTICAL CLEARANCE REQUIRED	
	in.	mm	in.	mm
SS	7	175	13	325
S	7	175	15	375
M	7	175	16 1/2	413
L	7	175	18 1/2	463
LL	7	175	22	550

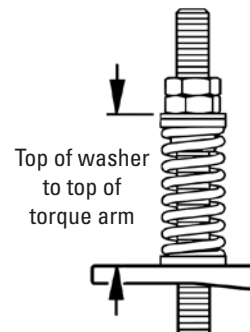


Spring Length Chart

with QMT Spring Tensioner

BELT WIDTH	TIPS	SPRING LENGTH			
		SS	S	M	L
18"	2	4 1/2"	4"	5 3/4"	N/A
24"	3	5 5/8"	5 1/2"	5 3/8"	N/A
30"	3	5 5/8"	5 1/2"	5 3/8"	N/A
36"	4	5 3/8"	5 1/8"	5"	4 1/4"
42"	5	5"	4 3/4"	6"	6"
48"	5	5"	4 3/4"	6"	6"
54"	6	4 3/4"	6"	5 7/8"	5 7/8"
60"	7	N/A	5 7/8"	5 3/4"	5 3/4"
72"	8	N/A	5 3/4"	5 5/8"	5 5/8"

Purple Spring
 White Spring
 Silver Spring



Specifications:

- Maximum Belt Speed1000 FPM (5M/sec)
- Temperature Rating-30°F to 180°F (-35°C to 82°C)
- Usable Blade Wear Length.....3" (75mm)
- Blade MaterialPolyurethane (proprietary blend for abrasion resistance and long wear)
- Available for Belt Widths18" to 72" (450mm to 1800mm).
Other sizes available upon request
- CEMA Cleaner RatingClass 4

U.S. Patents No. 6,926,133; 7,347,315

Product Ordering Information

H-Type with V-Tips Segmented Blade Precleaner

H-Type® with V-Tips*

BELT WIDTH		SUSPENSION ARM SIZE	ORDERING NUMBER	ITEM CODE	WT. LBS.
in.	mm				
18	450	SS	HV-18SS	76101	96.3
18	450	S	HV-18S	76190	97.1
18	450	M	HV-18M	76191	98.1
24	600	SS	HV-24SS	76102	108.6
24	600	S	HV-24S	76192	109.8
24	600	M	HV-24M	76193	111.3
30	750	SS	HV-30SS	76103	112.4
30	750	S	HV-30S	76194	113.6
30	750	M	HV-30M	76195	115.1
36	900	SS	HV-36SS	76104	124.8
36	900	S	HV-36S	76196	127.8
36	900	M	HV-36M	76197	129.8
36	900	L	HV-36L	76198	131.4
42	1050	SS	HV-42SS	76105	138.6
42	1050	S	HV-42S	76199	140.6
42	1050	M	HV-42M	76251	143.1
42	1050	L	HV-42L	76252	145.1
42	1050	LL	HV-42LL	76253	147.6
48	1200	SS	HV-48SS	76106	142.4
48	1200	S	HV-48S	76254	144.4
48	1200	M	HV-48M	76255	146.9
48	1200	L	HV-48L	76256	148.9
48	1200	LL	HV-48LL	76257	151.4
54	1350	S	HV-54S	76107	157.2
54	1350	M	HV-54M	76258	160.2
54	1350	L	HV-54L	76259	162.6
54	1350	LL	HV-54LL	76260	165.6
60	1500	S	HV-60S	76108	194.1
60	1500	M	HV-60M	76261	197.6
60	1500	L	HV-60L	76262	200.4
60	1500	LL	HV-60LL	76263	206.0
72	1800	S	HV-72S	76109	214.7
72	1800	M	HV-72M	76264	218.7
72	1800	L	HV-72L	76265	224.0
72	1800	LL	HV-72LL	76266	228.0

*NOTE: V-Tips can be used ONLY on vulcanized belts.
Suspension arm size is determined by head pulley diameter - see chart.
Additional sizes available upon request.
Lead time: 1 working day



H-Type Precleaner with V-Tips
• 2 7/8" (73mm) diameter pole.

Replacement V-Tips

ORDERING NUMBER	ITEM CODE	WT. LBS.
HVT8-S/S	75419	1.0

Lead time: 1 working day

Replacement Suspension Arms

SIZE	ORDERING NUMBER	ITEM CODE	WT. LBS.
SS	HSA8SS	73047	2.0
S	HSA8S	73048	2.4
M	HSA8M	73049	2.9
L	HSA8L	73063	3.3
LL	HSA8LL	73064	3.8

Lead time: 1 working day

Tips Required per Cleaner Size

in.	18	24	30	36	42	48	54	60	72
mm	450	600	750	900	1050	1200	1350	1500	1800
V-Tips Required	2	3	3	4	5	5	6	7	8

Suspension Arm Size

HEAD PULLEY DIAMETER + BELT & LAGGING		SUSPENSION ARM SIZE
in.	mm	
10 - 19	250-475	SS
20 - 31	500-775	S
32 - 39	800-975	M
40 - 47	1000-1175	L
48 - 67	1200-1675	LL

Specifications & Guidelines

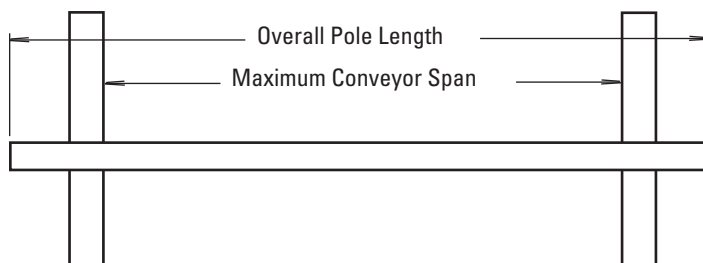
H-Type with V-Tips Segmented Blade Precleaner

Pole Length Specifications*

CLEANER SIZE		POLE LENGTH		MAXIMUM CONVEYOR SPAN	
in.	mm	in.	mm	in.	mm
18	450	66	1650	56	1400
24	600	72	1800	62	1550
30	750	78	1950	68	1700
36	900	84	2100	74	1850
42	1050	90	2250	80	2000
48	1200	96	2400	86	2150
54	1350	102	2550	92	2300
60	1500	108	2700	98	2450
72	1800	120	3000	110	2750

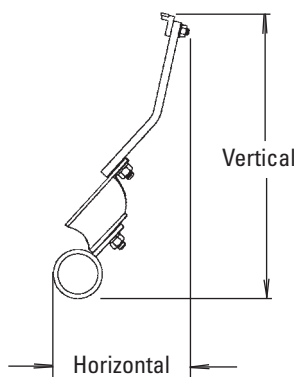
*For special extra long pole length requirements a Pole Extender Kit (#76024) is available that provides 30" (750mm) of extended pole length. (137).

Pole Diameter – 2-7/8" (73mm)



Clearance Guidelines for Installation

SUSPENSION ARM SIZE	HORIZONTAL CLEARANCE REQUIRED		VERTICAL CLEARANCE REQUIRED	
	in.	mm	in.	mm
SS	7	175	13	325
S	7	175	15	375
M	7	175	16 1/2	413
L	7	175	18 1/2	463
LL	7	175	22	550

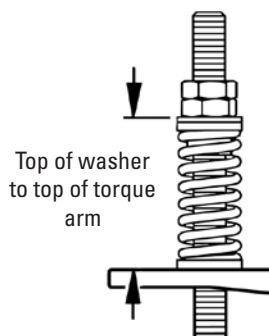


Spring Length Chart

with QMT Spring Tensioner

BELT WIDTH	TIPS	SPRING LENGTH				
		SS	S	M	L	LL
18"	2	5 1/4"	4 7/8"	4 3/4"	4 1/2"	N/A
24"	3	4 1/2"	4 1/8"	5 3/4"	5 3/4"	N/A
30"	3	4 1/2"	4 1/8"	5 3/4"	5 3/4"	N/A
36"	4	5 3/4"	5 5/8"	5 1/2"	5 3/8"	N/A
42"	5	5 5/8"	5 3/8"	5 1/4"	5 1/8"	4 3/4"
48"	5	5 5/8"	5 3/8"	5 1/4"	5 1/8"	4 3/4"
54"	6	N/A	5 1/8"	5	4 7/8"	6"
60"	7	N/A	4 7/8"	6 1/8"	6"	5 7/8"
72"	8	N/A	6"	6"	5 7/8"	5 3/4"

Purple Spring
 White Spring
 Silver Spring



Specifications:

- Maximum Belt Speed1000 FPM (5M/sec)
- Temperature Rating-30°F to 180°F (-35°C to 82°C)
- Usable Blade Wear Length.....3/8" (9mm)
- Blade MaterialLong Life Tungsten Carbide
(for vulcanized belts only)
- Available for Belt Widths18" to 72" (450mm to 1800mm)
Other sizes available upon request
- CEMA Cleaner RatingClass 4

Product Ordering Information

H-Type with Protected V-Tips Segmented Blade Precleaner

H-Type® with Protected V-Tips*

For abusive applications where materials being cleaned off the belt wear the back sides of the cleaner's V-Tips.

BELT WIDTH		SUSPENSION ARM SIZE	ORDERING NUMBER	ITEM CODE	WT. LBS.
in.	mm				
18	450	S	HVP-18S	76124	99.1
18	450	M	HVP-18M	76267	100.1
18	450	L	HVP-18L	76268	100.9
24	600	S	HVP-24S	76125	112.8
24	600	M	HVP-24M	76269	114.3
24	600	L	HVP-24L	76270	115.5
30	750	S	HVP-30S	76126	116.6
30	750	M	HVP-30M	76271	118.1
30	750	L	HVP-30L	76272	119.3
36	900	S	HVP-36S	76127	130.4
36	900	M	HVP-36M	76273	133.8
36	900	L	HVP-36L	76274	135.4
42	1050	S	HVP-42S	76128	145.6
42	1050	M	HVP-42M	76275	148.1
42	1050	L	HVP-42L	76276	150.1
48	1200	S	HVP-48S	76129	149.4
48	1200	M	HVP-48M	76277	151.9
48	1200	L	HVP-48L	76278	153.9
48	1200	LL	HVP-48LL	76279	156.4
54	1350	S	HVP-54S	76130	163.2
54	1350	M	HVP-54M	76280	166.2
54	1350	L	HVP-54L	76281	168.6
54	1350	LL	HVP-54LL	76282	171.6
60	1500	S	HVP-60S	76131	201.1
60	1500	M	HVP-60M	76283	204.6
60	1500	L	HVP-60L	76284	207.4
60	1500	LL	HVP-60LL	76285	213.0
72	1800	S	HVP-72S	76132	222.7
72	1800	M	HVP-72M	76286	226.7
72	1800	L	HVP-72L	76287	232.0
72	1800	LL	HVP-72LL	76288	236.0

*NOTE: Protected V-Tips can be used ONLY on vulcanized belts.

Suspension arm size is determined by head pulley diameter - see chart.

Cleaners come standard with Stainless Steel Tip Shields.

Additional sizes available upon request.

Lead time: 1 working day

Tips Required per Cleaner Size

in.	18	24	30	36	42	48	54	60	72
mm	450	600	750	900	1050	1200	1350	1500	1800
Protected V-Tips Required	2	3	3	4	5	5	6	7	8



H-Type Precleaner with HVP-Tips
• 2 7/8" (73mm) diameter pole.

Replacement Protected V-Tips

ORDERING NUMBER	ITEM CODE	WT. LBS.
HVPT	73631	2.7

Lead time: 1 working day

Replacement Suspension Arms

SIZE	ORDERING NUMBER	ITEM CODE	WT. LBS.
SS	HSA8SS	73047	2.0
S	HSA8S	73048	2.4
M	HSA8M	73049	2.9
L	HSA8L	73063	3.3
LL	HSA8LL	73064	3.8

Lead time: 1 working day

Suspension Arm Size

HEAD PULLEY DIAMETER + BELT & LAGGING		SUSPENSION ARM SIZE
in.	mm	
10 - 19	250-475	SS
20 - 31	500-775	S
32 - 39	800-975	M
40 - 47	1000-1175	L
48 - 67	1200-1675	LL

Specifications & Guidelines

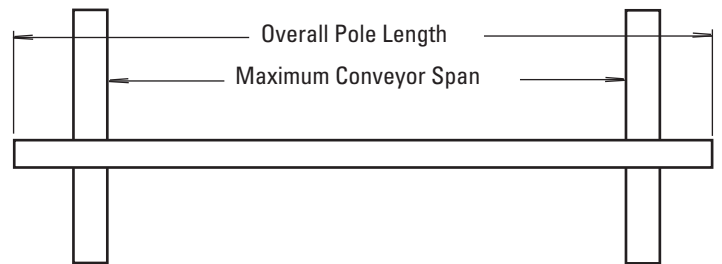
H-Type with Protected V-Tips Segmented Blade Precleaner

Pole Length Specifications*

CLEANER SIZE		POLE LENGTH		MAXIMUM CONVEYOR SPAN	
in.	mm	in.	mm	in.	mm
18	450	66	1650	56	1400
24	600	72	1800	62	1550
30	750	78	1950	68	1700
36	900	84	2100	74	1850
42	1050	90	2250	80	2000
48	1200	96	2400	86	2150
54	1350	102	2550	92	2300
60	1500	108	2700	98	2450
72	1800	120	3000	110	2750

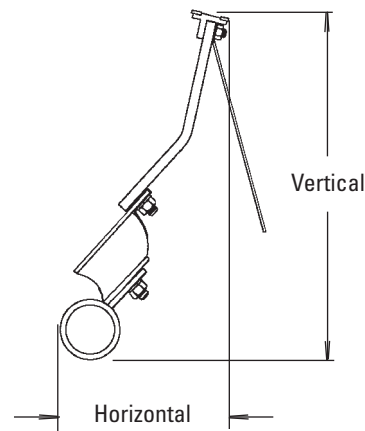
*For special extra long pole length requirements a Pole Extender Kit (#76024) is available that provides 30" (750mm) of extended pole length. (137).

Pole Diameter – 2-7/8" (73mm)



Clearance Guidelines For Installation

SUSPENSION ARM SIZE	HORIZONTAL CLEARANCE REQUIRED		VERTICAL CLEARANCE REQUIRED	
	in.	mm	in.	mm
SS	7	175	13	325
S	7	175	15	375
M	7	175	16 1/2	413
L	7	175	18 1/2	463
LL	7	175	22	550

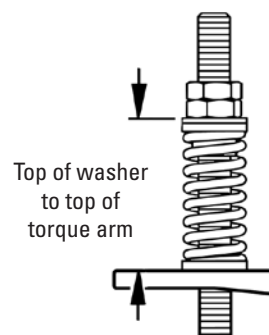


Spring Length Chart

with QMT Spring Tensioner

BELT WIDTH	TIPS	SPRING LENGTH				
		SS	S	M	L	LL
18"	2	5 1/4"	4 7/8"	4 3/4"	4 1/2"	N/A
24"	3	4 1/2"	4 1/8"	5 3/4"	5 3/4"	N/A
30"	3	4 1/2"	4 1/8"	5 3/4"	5 3/4"	N/A
36"	4	5 3/4"	5 5/8"	5 1/2"	5 3/8"	N/A
42"	5	5 5/8"	5 3/8"	5 1/4"	5 1/8"	4 3/4"
48"	5	5 5/8"	5 3/8"	5 1/4"	5 1/8"	4 3/4"
54"	6	N/A	5 1/8"	5	4 7/8"	6"
60"	7	N/A	4 7/8"	6 1/8"	6"	5 7/8"
72"	8	N/A	6"	6"	5 7/8"	5 3/4"

Purple Spring
 White Spring
 Silver Spring

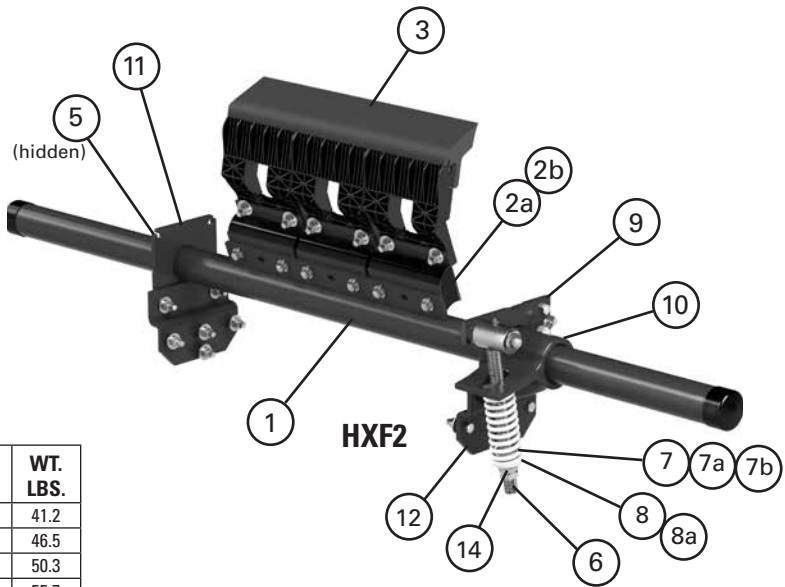


Specifications:

- Maximum Belt Speed 1000 FPM (5M/sec)
- Temperature Rating -30°F to 180°F (-35°C to 82°C)
- Usable Blade Wear Length..... 3/8" (9mm)
- Blade Material Long Life Tungsten Carbide (for vulcanized belts only)
- Available for Belt Widths 18" to 72" (450mm to 1800mm). Other sizes available upon request
- CEMA Cleaner Rating Class 4

Replacement Parts List

H-Type Segmented Blade Precleaners



Replacement Parts

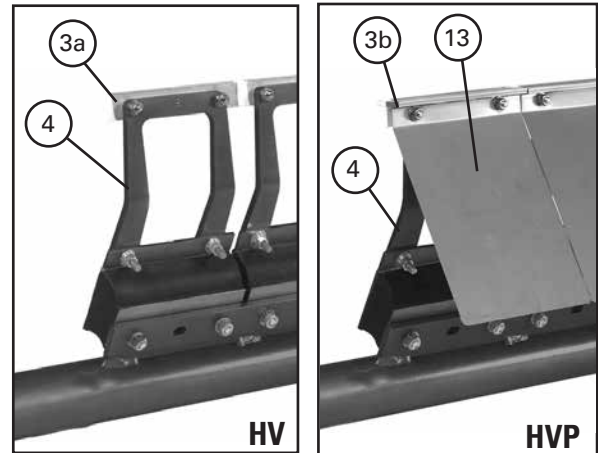
REF	DESCRIPTION	ORDERING NUMBER	ITEM CODE	WT. LBS.
1	18" (450mm) Pole	H78P18	76110	41.2
	24" (600mm) Pole	H78P24	76111	46.5
	30" (750mm) Pole	H78P30	76112	50.3
	36" (900mm) Pole	H78P36	76113	55.7
	42" (1050mm) Pole	H78P42	76114	61.1
	48" (1200mm) Pole	H78P48	76115	64.9
	54" (1350mm) Pole	H78P54	76116	70.3
	60" (1500mm) Pole	H78P60	76117	99.8
	72" (1800mm) Pole	H78P72	76118	113.0
2a	H2 XF-Tip Cushion* (for S, M, L HXF2-Tips; or S - LL Susp. Arms)	HXFC2	75902	4.0
2b	H2 F-Tip Cushion* (for SS HXF2 Tips; or SS Susp. Arms)	HFC2	75901	4.0
3	HXF2-Tip Extra Small*	HXF2-SS	75979	3.0
	HXF2-Tip Small*	HXF2-S	75980	3.4
	HXF2-Tip Medium*	HXF2-M	75981	3.8
	HXF2-Tip Large*	HXF2-L	75982	4.1
3a	H V-Tip* (1 ea.)	HVT8-S/S	75419	1.0
3b	H Protected V-Tip* (1 ea.) for vulcanized belts only) (for abusive wear)	HVPT	73631	2.7
4	H SS Suspension Arm*	HSA8SS	73047	0.5
	H S Suspension Arm*	HSA8S	73048	1.0
	H M Suspension Arm*	HSA8M	73049	1.5
	H L Suspension Arm*	HSA8L	73063	2.0
	H LL Suspension Arm*	HSA8LL	73064	2.5
5	Pole Lock Collar* (1 ea.)	MSPPL	75816	1.9
6	Pivot Arm Kit* (1 ea.)	QMTPAK	76096	4.3
7	Tension Spring - Purple (1 ea.)**	QMTS-P	75845	0.6
7a	Tension Spring - White (1 ea.)**	PSTS-W	75898	1.7
7b	Tension Spring - Silver (1 ea.)**	PSTS-S	75899	3.0
8	Bushing Kit - Purple (2 ea.) (for Item 7)	QMTBK-P	76097	0.1
8a	Bushing Kit - White (2 ea.) (for Items 7a & 7b)	QMTBK-W	76098	0.2
9	Pivot Shaft Bracket Kit* (1 ea.)	QMTPSBK	76099	4.3
10	Torque Arm Kit* (1 ea.)	PSTA	75896	11.4
11	Mounting Plate Kit* (2 ea.)	MSPMPK	75811	8.3
12	Offset Bracket Kit* (1 ea.)	HOBK	76399	12.4
13	H SS Tip Shield	HSSTS	74771	0.5
14	Jam Nut Kit QMT Tensioner	JNK-C	79893	0.3
-	H SS Cushion Shield	HSSCS	74772	0.6
-	QMT Spring Tensioner* - Purple (incl. 1 ea. Items 6, 7, 8, 9, & 10)	QMT-P	76074	20.4
-	QMT Spring Tensioner* - White (incl. 1 ea. Items 6, 7a, 8a, 9, & 10)	QMT-W	76075	21.8
-	QMT Spring Tensioner* - Silver (incl. 1 ea. Items 6, 7b, 8a, 9, & 10)	QMT-S	79039	20.3

*Hardware included

Note: All poles and tensioners are heavy-duty style.

Parts for old style H cleaners - See 147

Lead time: 1 working day



Spring Tensioner Selection Chart

CLEANER TYPE AND SIZE	76074 QMT-P	76075 QMT-W	79039 QMT-S
HXF2			
18" SS & S	X		
18" M; 24"-36"; 42"-48" SS & S; 54" SS		X	
42"-48" M & L; 54"-72" S, M, L			X
HV			
18" SS, S, M; 24"-30" SS & S	X		
24"-30" M; 36"-48", 54" S, M, L; 60" S		X	
54" LL; 60" M, L, LL; 72"			X
HVP			
18" S, M; 24"-30" S	X		
24"-30" M; 36"-48"; 54" S, M, L; 60" S		X	
54" LL; 60" M, L, LL; 72"			X

Product Ordering Information

H-Type with V-Tips High Temperature Precleaner



High Temp Precleaner with V-Tips

BELT WIDTH		SUSPENSION ARM SIZE	ORDERING NUMBER	ITEM CODE	WT. LBS.
in.	mm				
18	450	SS	HTV18SS	74821	64.0
18	450	S	HTV18S	74828	65.0
24	600	SS	HTV24SS	74822	71.6
24	600	S	HTV24S	74829	72.6
30	750	SS	HTV30SS	74823	78.0
30	750	S	HTV30S	74830	80.0
36	900	SS	HTV36SS	74824	88.0
36	900	S	HTV36S	74831	90.0
36	900	M	HTV36M	74838	92.0
42	1050	SS	HTV42SS	74825	108.0
42	1050	S	HTV42S	74832	110.0
42	1050	M	HTV42M	74839	112.0
48	1200	SS	HTV48SS	74826	117.0
48	1200	S	HTV48S	74833	120.0
48	1200	M	HTV48M	74840	122.0

Suspension arm size is determined by head pulley diameter - see chart.

Pole Diameter - 2-3/8" (60mm)

Lead time: 1 working day

Tips Required per Cleaner Size

	18	24	30	36	42	48
in.	18	24	30	36	42	48
mm	450	600	750	900	1050	1200
V-Tips Required	2	3	3	4	5	5

Replacement Suspension Arms

SUSPENSION ARM SIZE	ORDERING NUMBER	ITEM CODE	WT. LBS.
SS	HSA8SS	73047	0.5
S	HSA8S	73048	1.0
M	HSA8M	73049	1.5

Lead time: 1 working day

Replacement V-Tips

ORDERING NUMBER	ITEM CODE	WT. LBS.
HVT8-S/S	75419	1.0

Lead time: 1 working day

Replacement Spring

ORDERING NUMBER	ITEM CODE	WT. LBS.
HTTS-HT	79068	1.0

Lead time: 1 working day

Suspension Arm Size

HEAD PULLEY DIAMETER + BELT & LAGGING		SUSPENSION ARM SIZE
in.	mm	
8 - 15	200 - 375	SS
16 - 27	400 - 675	S
28 - 35	700 - 875	M

Product Notes:

- The High Temp Precleaner works in ambient temperatures up to 400°F (204°C) with spikes to 450°F (232°C)
- V-Tips can be used ONLY on vulcanized belts.
- Cleaners come standard with stainless steel tip shields.
- For replacement parts see the old-style H-Type Replacement Parts List (147).
- Compatible with reversing belts.

Product Ordering Information

EZS2 Standard Duty Secondary Cleaner

EZS2 Secondary

BELT WIDTH		ORDERING NUMBER	ITEM CODE	WT. LBS.
in.	mm			
18	450	EZS2-18	75643	71.0
24	600	EZS2-24	75644	75.8
30	750	EZS2-30	75645	79.7
36	900	EZS2-36	75646	85.5
42	1050	EZS2-42	75647	89.4
48	1200	EZS2-48	75648	94.2
54	1350	EZS2-54	75649	99.0
60	1500	EZS2-60	75650	136.3
72	1800	EZS2-72	75651	151.9

Lead time: 1 working day



Replacement C-Tips

ORDERING NUMBER	ITEM CODE	WT. LBS.
ICT6	74535	0.7

Lead time: 1 working day

Tips Required Per Cleaner Size

in.	18	24	30	36	42	48	54	60	72
mm	450	600	750	900	1050	1200	1350	1500	1800
C-Tips Required	3	4	5	6	7	8	9	10	12

Product Notes:

- Blade width equals belt width.
- Can be installed in any location from where the belt leaves the pulley on down the beltline.
- FormFlex™ cushions automatically adjust the individual tension of each blade to the belt.
- Works with mechanical splices.
- A special cushion pad helps absorb the impact from mechanical splices and eliminates blade vibration.
- Comes complete with universal mounting brackets.
- Versatile tensioner can be installed to either push-up or pull-up the cleaner to the belt, depending on installation space constraints.
- If belt is cupped or has low tension, a hold-down roller may be required to flatten and support the belt for optimal cleaning results.

U.S. Patent No. 6,823,983

Product Ordering Information

High Temp EZS2 High Temp Secondary Cleaner

High Temp Secondary Cleaner with C-Tips

BELT WIDTH		ORDERING NUMBER	ITEM CODE	WT. LBS.
in.	mm			
18	450	HTS18	76085	64.0
24	600	HTS24	76086	68.0
30	750	HTS30	76087	72.0
36	900	HTS36	76088	76.0
42	1050	HTS42	76089	80.0
48	1200	HTS48	76090	84.0
54	1350	HTS54	76091	88.0
60	1500	HTS60	76092	145.3
72	1800	HTS72	76093	149.5

Pole Diameter - 2-3/8" (60mm)
Lead time: 1 working day



Replacement C-Tips

ORDERING NUMBER	ITEM CODE	WT. LBS.
ICT6	74535	0.7

Lead time: 1 working day

Replacement Cushion Kit

ORDERING NUMBER	ITEM CODE	WT. LBS.
HTSCK	76094	1.5

Lead time: 1 working day

Tips Required per Cleaner Size

in.	18	24	30	36	42	48	54	60	72
mm	450	600	750	900	1050	1200	1350	1500	1800
C-Tips Required	3	4	5	6	7	8	9	10	12

Product Notes:

- The High Temp Secondary works in ambient temperatures up to 400°F (204°C) with spikes to 450°F (232°C).
- Works with mechanical fasteners.

U.S. Patent No. 6,823,983

Specifications & Guidelines

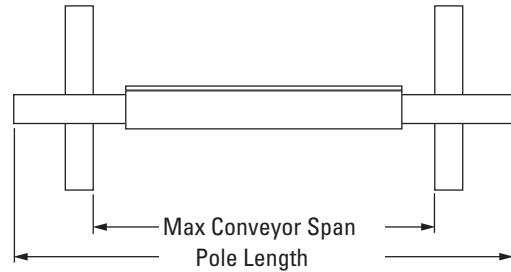
EZS2 Standard Duty Secondary Cleaner

Pole Length Specifications

BELT WIDTH		BLADE WIDTH		POLE LENGTH		MAXIMUM CONVEYOR SPAN	
in.	mm	in.	mm	in.	mm	in.	mm
18	450	18	450	52	1300	47	1175
24	600	24	600	58	1450	53	1325
30	750	30	750	64	1600	59	1475
36	900	36	900	70	1750	65	1625
42	1050	42	1050	76	1900	71	1775
48	1200	48	1200	82	2050	77	1925
54	1350	54	1350	88	2200	83	2075
60	1500	60	1500	94	2350	89	2225
72	1800	72	1800	106	2650	101	2525

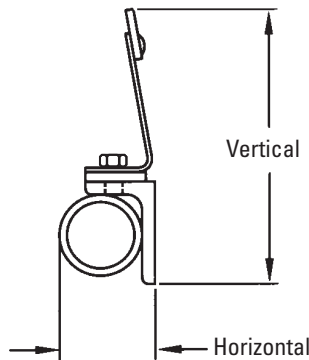
Pole Diameter – 2-3/8" (60mm) on 18" - 54" (450-1350mm)

Pole Diameter – 2-7/8" (73mm) on 60" - 72" (1500-1800mm)



Clearance Guidelines for Installation

HORIZONTAL CLEARANCE REQUIRED		VERTICAL CLEARANCE REQUIRED	
in.	mm	in.	mm
4	100	8 1/2 for 18"-54"	213
		9 1/2 for 60"-72"	238



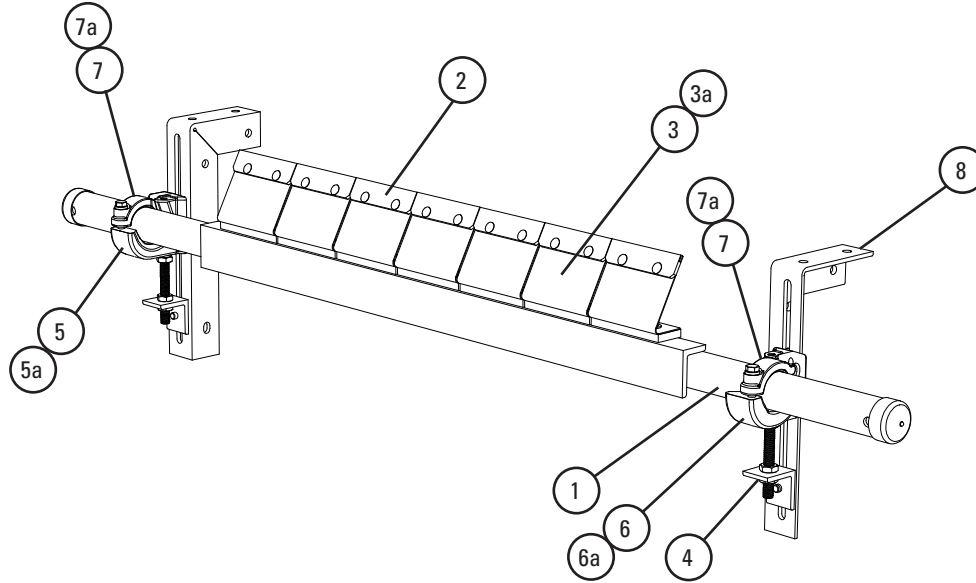
Specifications:

- Maximum Belt Speed700 FPM (3.5M/sec)
- Temperature Rating (EZS2).....-30°F to 200°F (-35°C to 93°C)
- Temperature Rating (EZS2 High-Temp).....Up to 400°F (204°C) with spikes to 450°F (232°C)
- Usable Blade Wear Length.....3/8" (9mm)
- Blade MaterialImpact Resistant Tungsten Carbide
(works with mechanical fasteners)
- Available for Belt Widths18" to 72" (450 to 1800mm)
- CEMA Cleaner RatingClass 3

U.S. Patent No. 6,823,983

Replacement Parts List

EZS2 Standard Duty Secondary Cleaner



Replacement Parts

REF	DESCRIPTION	ORDERING NUMBER	ITEM CODE	WT. LBS.
1	18" (450mm) Pole	EZS2P18	75652	25.0
	24" (600mm) Pole	EZS2P24	75653	28.0
	30" (750mm) Pole	EZS2P30	75654	30.0
	36" (900mm) Pole	EZS2P36	75655	34.0
	42" (1050mm) Pole	EZS2P42	75656	36.0
	48" (1200mm) Pole	EZS2P48	75657	39.0
	54" (1350mm) Pole	EZS2P54	75658	42.0
	60" (1500mm) Pole	EZS2P60	75659	77.0
	72" (1800mm) Pole	EZS2P72	75660	89.0
2	C-Tip Kit* (1 ea.)	ICT6	74535	0.7
3	FormFlex™ Cushion Kit* (incl. 1 cushion & 1 pad)	FFCK	75661	1.5
3a	High Temp Replacement Cushion Kit (incl. 1 cushion & 1 pad)	HTSCK	76094	1.5
4	Adjusting Bracket Kit* (1 ea.)	PAB	75513	1.5
5	Pole Clamp Kit LEFT* (1 ea.) (incl. item 7) (for sizes 18"-54" (450-1350mm))	CCKL	79224	6.8
5a	HD Pole Clamp Kit LEFT* (1 ea.) (incl. item 7a) (for sizes 60"-72" (1500-1800mm))	CCKHDL	79225	8.7
6	Pole Clamp Kit RIGHT* (1 ea.) (incl. item 7) (for sizes 18"-54" (450-1350mm))	CCKR	79228	6.8
6a	HD Pole Clamp Kit RIGHT* (1 ea.) (incl. item 7a) (for sizes 60"-72" (1500-1800mm))	CCKHDR	79229	8.7
7	Cradle Clamp Top Strap (1 ea.) (for use on L or R Pole Clamp Kit)	CCKTS	79232	1.1
7a	HD Cradle Clamp Top Strap (1 ea.) (for use on L or R HD Pole Clamp Kit)	CCKHDS	79233	1.7
8	Mounting Bracket Kit (1 Right and 1 Left)	EZS2MBK	75666	13.0
-	Cradle Clamp Mounting Kit* (for sizes 18"-54" (450-1350mm)) (incl. 2 ea. Items 4 and 1 ea. Items 5, 6 & 8)	CCMK	78919	33.0
-	HD Cradle Clamp Mounting Kit* (for sizes 60"-72" (1500-1800mm)) (incl. 2 ea. Items 4 and 1 ea. Items 5a, 6a & 8)	CCMKHD	78920	36.7

*Hardware Included Lead time: 1 working day

Mounting Kit Selection Chart

Cleaner Width	78919 CCMK	78920 CCMKHD
EZS2 18" - 54" (450 - 1350mm)	X	
EZS2 60" - 72" (1500 - 1800mm)		X


Cleaner Tips and Cushions Required Per Cleaner Size

in.	mm	Tips Required
18	450	3
24	600	4
30	750	5
36	900	6
42	1050	7
48	1200	8
54	1350	9
60	1500	10
72	1800	12

U.S. Patent No. 6,823,983

Product Ordering Information


Y-Type™ Standard Duty Secondary Cleaner with Carbide or Polyurethane Blades and YST Tensioner



Y-Type™ Standard Duty with Carbide Blades

BELT WIDTH		ORDERING NUMBER	ITEM CODE	WT. LBS.
in.	mm			
18	450	YT-TC-18S	79759	55.0
24	600	YT-TC-24S	79760	60.0
30	750	YT-TC-30S	79761	65.0
36	900	YT-TC-36S	79762	70.0
42	1050	YT-TC-42S	79763	76.0
48	1200	YT-TC-48S	79764	82.0


Lead time: 1 working day



Y-Type™ Standard Duty with Purple Polyurethane Blades

BELT WIDTH		ORDERING NUMBER	ITEM CODE	WT. LBS.
in.	mm			
18	450	YT-18S	79765	59.0
24	600	YT-24S	79766	65.0
30	750	YT-30S	79767	71.0
36	900	YT-36S	79768	77.0
42	1050	YT-42S	79769	83.0
48	1200	YT-48S	79770	89.0

Lead time: 1 working day



Y-Type™ Standard Duty with White Polyurethane Blades

BELT WIDTH		ORDERING NUMBER	ITEM CODE	WT. LBS.
in.	mm			
18	450	YTW-18S	79771	59.0
24	600	YTW-24S	79772	65.0
30	750	YTW-30S	79773	71.0
36	900	YTW-36S	79774	77.0
42	1050	YTW-42S	79775	83.0
48	1200	YTW-48S	79776	89.0

Lead time: 1 working day



Y-Type™ Standard Duty with Red UHT Polyurethane Blades

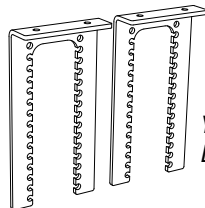
BELT WIDTH		ORDERING NUMBER	ITEM CODE	WT. LBS.
in.	mm			
18	450	YTR-18S	91798	59.0
24	600	YTR-24S	91799	65.0
30	750	YTR-30S	91800	71.0
36	900	YTR-36S	91801	77.0
42	1050	YTR-42S	91802	83.0
48	1200	YTR-48S	91803	89.0

Lead time: 1 working day

Optional YST Drop Brackets (2)

ORDERING NUMBER	ITEM CODE	WT. LBS.
YSTDBK	79844	19.7

Lead time: 1 working day



YST Standard Duty Drop Brackets

Product Notes:

- Works on reversing belts, vulcanized belts, and belts with mechanical fasteners.
- Pole Length: Belt width plus 30" (750mm). For longer requirements, see Installation Accessories – Pole Extender Kit (137).
- Visual Blade Tension Check: Measure the tension spring and refer to Spring Length Chart on mounting base for the correct length for best cleaning performance.
- Tensioner: Standard Duty YST Spring Tensioner for self-adjusting tensioning with easy retensioning adjustments. The tensioner can be mounted in pull-up or push-up position.
- To make cleaner installation easier and quicker, see Optional Mounting Kits on replacement parts page or 137.
- Simple design makes changing the blades fast and easy. Blades can be removed and replaced individually, or all at once by replacing the cartridge.

U.S. Patent No. 9,586,765

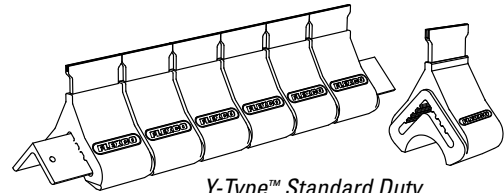
Product Ordering Information

Y-Type™ Standard Duty Secondary Cleaner with Carbide or Polyurethane Blades and YST Tensioner

Replacement Blades/Cartridges Standard Duty Carbide

BELT WIDTH		ORDERING NUMBER	ITEM CODE	WT. LBS.
in.	mm			
-	-	YT-C*	79574	1.1
18	450	YCART-18/450-TC	79811	12.6
24	600	YCART-24/600-TC	79812	16.5
30	750	YCART-30/750-TC	79813	20.4
36	900	YCART-36/900-TC	79814	24.2
42	1050	YCART-42/1050-TC	79815	28.1
48	1200	YCART-48/1200-TC	79816	31.9

*Single 3" blade segment
Lead time: 1 working day

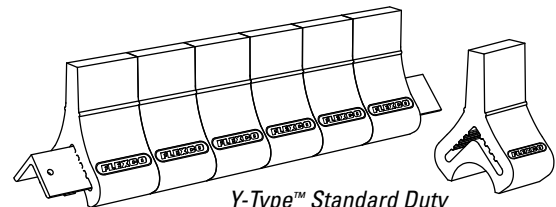


Y-Type™ Standard Duty Carbide Blade Cartridge

Replacement Blades/Cartridges Standard Duty Purple Polyurethane

BELT WIDTH		ORDERING NUMBER	ITEM CODE	WT. LBS.
in.	mm			
-	-	YT-P*	79573	1.2
18	450	YCART-18/450-P	79617	13.1
24	600	YCART-24/600-P	79618	17.1
30	750	YCART-30/750-P	79619	21.1
36	900	YCART-36/900-P	79620	25.1
42	1050	YCART-42/1050-P	79621	29.1
48	1200	YCART-48/1200-P	79622	33.1

*Single 3" blade segment
Lead time: 1 working day



Y-Type™ Standard Duty Polyurethane Blade Cartridge

Replacement Blades/Cartridges Standard Duty White† Polyurethane

BELT WIDTH		ORDERING NUMBER	ITEM CODE	WT. LBS.
in.	mm			
-	-	YT-W*	79572	1.2
18	450	YCART-18/450-W	79611	13.1
24	600	YCART-24/600-W	79612	17.1
30	750	YCART-30/750-W	79613	21.1
36	900	YCART-36/900-W	79614	25.1
42	1050	YCART-42/1050-W	79615	29.1
48	1200	YCART-48/1200-W	79616	33.1

*Single 3" blade segment
†White blades are chemical resistant, and all ingredients used in Polyurethane formulation comply with the relevant requirements of 21 CFR (FDA Code of Federal Regulations) for use in repeated bulk dry food applications.
Lead time: 1 working day

Replacement Blades/Cartridges Standard Duty Red UHT Polyurethane

BELT WIDTH		ORDERING NUMBER	ITEM CODE	WT. LBS.
in.	mm			
-	-	YT-R*	91804	1.2
18	450	YCART-18/450-R	91805	13.1
24	600	YCART-24/600-R	91806	17.1
30	750	YCART-30/750-R	91807	21.1
36	900	YCART-36/900-R	91808	25.1
42	1050	YCART-42/1050-R	91809	29.1
48	1200	YCART-48/1200-R	91810	33.1

*Single 3" blade segment
Lead time: 1 working day

U.S. Patent No. 9,586,765

Specifications & Guidelines


Y-Type™ Standard Duty Secondary Cleaner with YST Tensioner

Pole Length Specifications

Cleaner Size		Pole Length		Maximum Conveyor Span	
in.	mm	in.	mm	in.	mm
18	450	48	1200	40	1025
24	600	54	1350	46	1175
30	750	60	1500	52	1325
36	900	66	1650	58	1475
42	1050	72	1800	64	1625
48	1200	78	1950	70	1775

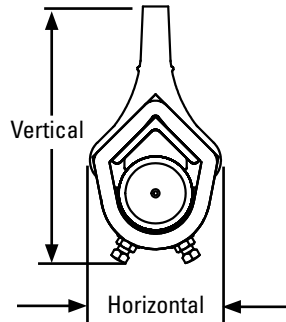
Pole Length – Belt +30" (750mm)

Pole Diameter – 2-3/8" (60mm)



Clearance Guidelines for Installation

Cleaner Type	Belt Width/ Cleaner Size		Horizontal Clearance Required		Vertical Clearance Required	
	in.	mm	in.	mm	in.	mm
Y-Type® Polyurethane	18 - 48	450 - 1200	4-1/4	110	8-1/4	210
Y-Type Carbide	18 - 48	450 - 1200	4-1/4	110	7-3/4	184



Y-Type Blade Specifications

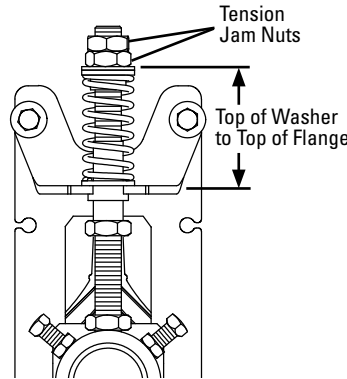
Cushion	Durometer	Temperature Range
Purple (Standard)	86A	-30° to 180° F -35° to 82° C
White (Food Grade) ‡	83A	-30° to 180° F -35° to 82° C
Red (Ultra High-Temp)	90A	Up to 400° F (200° C) Spikes to 450° F (232° C)
Carbide	86A	-30° to 180° F -35° to 82° C

‡ All ingredients used in the polyurethane formulation of this blade comply with the relevant requirements of 21 CFR (FDA Code of Federal Regulations) for use in repeated bulk dry food applications

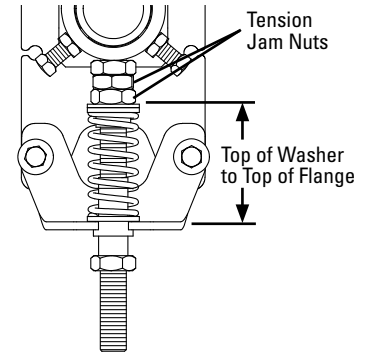
Spring Length Chart

Blade Width		Carbide Tip		Purple or White Polyurethane Tip				Red UHT Polyurethane Tip			
		Silver Springs		Yellow Springs		Purple Springs		Yellow Springs		Purple Springs	
in.	mm	in.	mm	in.	mm	in.	mm	in.	mm	in.	mm
18	450	4 1/8	105	3 1/4	83	3 5/8	92	3 1/8	79	3 5/8	92
24	600	4	102	2 7/8	73	3 3/8	86	2 3/4	70	3 3/8	86
30	750	3 7/8	98	2 5/8	67	3 1/8	79	2 1/2	64	3 1/8	79
36	900	3 3/4	95	2 1/4	57	2 7/8	73	2 1/4	57	2 7/8	73
42	1050	3 5/8	92	NA	NA	2 5/8	67	NA	NA	2 5/8	67
48	1200	3 1/2	89	NA	NA	2 3/8	60	NA	NA	2 3/8	60

Shading indicates preferred spring option.



Pull-Up Tensioner Configuration (SD)



Push-Up Tensioner Configuration (SD)

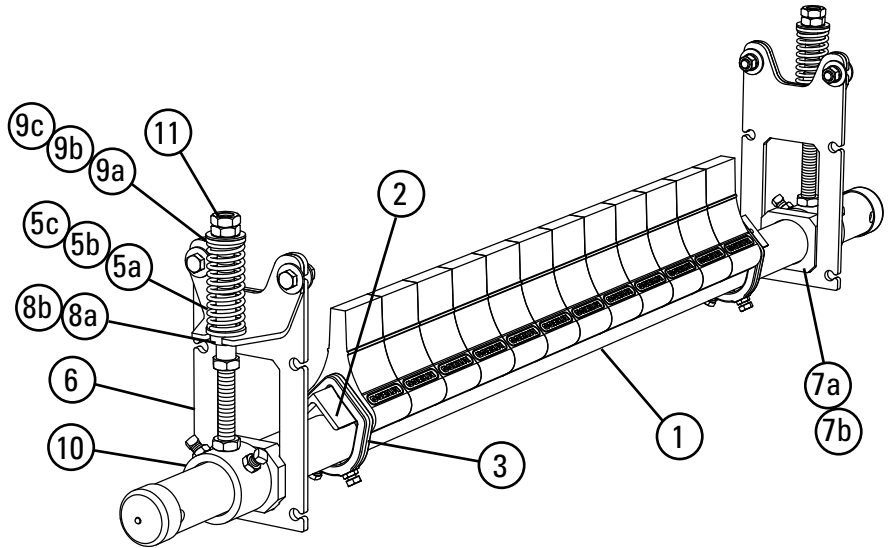
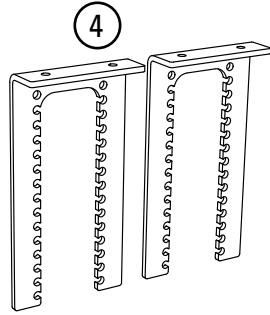
Specifications:

- Maximum Belt Speed600 FPM (3M/sec)
- Usable Blade Wear Length.....2" (50mm) (Polyurethane)
1/4" (6mm) (Carbide)
- Blade MaterialsPurple: Polyurethane (proprietary blend for abrasion resistance and long wear)
White: Polyurethane (chemical resistant/food grade)
Red: Polyurethane (ultra high-temp)
Carbide: Tungsten Carbide
- Available for Belt Widths18" to 48" (450 to 1200mm). Other sizes available upon request.
- CEMA Cleaner RatingClass 2 (Standard-duty with polyurethane blades)
Class 3 (Standard-duty with carbide blades)

U.S. Patent No. 9,586,765

Replacement Parts List

Y-Type™ Standard Duty Secondary Cleaner with YST Tensioner



Blades Required per Cleaner Size

in.	18	24	30	36	42	48
mm	450	600	750	900	1050	1200
Blades Required	6	8	10	12	14	16

Replacement Parts

REF	DESCRIPTION	ORDERING NUMBER	ITEM CODE	WT. LBS.
1	18" (450mm) Y-Type™ Pole	YTP-18/450	79587	20.2
	24" (600mm) Y-Type Pole	YTP-24/600	79588	22.7
	30" (750mm) Y-Type Pole	YTP-30/750	79589	25.2
	36" (900mm) Y-Type Pole	YTP-36/900	79590	27.7
	42" (1050mm) Y-Type Pole	YTP-42/1050	79591	30.2
	48" (1200mm) Y-Type Pole	YTP-48/1200	79592	32.7
2	18" (450mm) Y-Type Cushion Angle	YTA-18/450	79593	5.7
	24" (600mm) Y-Type Cushion Angle	YTA-24/600	79594	7.3
	30" (750mm) Y-Type Cushion Angle	YTA-30/750	79595	8.9
	36" (900mm) Y-Type Cushion Angle	YTA-36/900	79596	10.4
	42" (1050mm) Y-Type Cushion Angle	YTA-42/1050	79597	12.0
	48" (1200mm) Y-Type Cushion Angle	YTA-48/1200	79598	13.6
3	Y-Type Angle Clamp* (2 Clamps)	YTAC	79623	2.2
4	YST Drop Bracket Kit (2 Brackets)	YSTDBK	79844	19.7
5a	YST Spring Yellow	YSTS-Y	79795	0.3
5b	YST Spring Purple	YSTS-P	79796	0.4
5c	YST Spring Silver (Y-Type Carbide Cleaners)	CTS-S	77743	0.5
6	YST Mounting Bracket (incl. Angle Bracket)	YSTMB	79843	3.3
7a	YST Guide Block Kit (Pair)	YSTGBK	79845	0.4
7b	YST Guide Block Kit UHT (Pair)	YSTGBK-R	91811	0.4
8a	YST Lower Bushing Kit (Pair)	YSTLBK	79846	0.1
8b	YST Lower Bushing Kit UHT (Pair)	YSTLBK-R	91812	0.1
9a	YST Top Bushing Kit White (Pair)	YSTTBK-W	79847	0.1
9b	YST Top Bushing Kit Black (Pair)	YSTTBK-B	79855	0.1
9c	YST Top Bushing Kit UHT (Pair)	YSTBKPU-R	91813	0.1
10	YST Pole Mount Kit*	YSTPMK	79848	4.3
11	YST Adjusting Rod Nut Kit	YSTANK	79857	0.2
-	YST Tensioner w/Yellow Spring (Pair) (incl. 2 ea. item 5a, 6, 10, 11; 1 ea. items 7a, 8a, 9a)	YST-Y	79836	18.2
-	YST Tensioner w/Purple Spring (Pair) (incl. 2 ea. item 5b, 6, 10, 11; 1 ea. items 7a, 8a, 9a)	YST-P	79837	18.5
-	YST Tensioner w/Silver Spring (Pair) (incl. 2 ea. item 5c, 6, 10, 11; 1 ea. items 7a, 8a, 9b)	YST-S	79838	18.8
-	YST Tensioner w/Yellow Spring UHT (Pair) (incl. 2 ea. item 5a, 6, 10, 11; 1 ea. items 7b, 8b, 9c)	YST-Y-R	91814	18.2
-	YST Tensioner w/Purple Spring UHT (Pair) (incl. 2 ea. item 5b, 6, 10, 11; 1 ea. items 7b, 8b, 9c)	YST-P-R	91815	18.5

*Hardware included

Lead time: 1 working day

U.S. Patent No. 9,586,765

Replacement Blades/Blade Cartridges

REF	DESCRIPTION	ORDERING NUMBER	ITEM CODE	WT. LBS.
12	Y-Type Carbide Blade (single)	YT-C	79574	1.1
13	18" (450mm) Y-Type Carbide Blade Cartridge	YCART-18/450-TC	79811	12.6
	24" (600mm) Y-Type Carbide Blade Cartridge	YCART-24/600-TC	79812	16.5
	30" (750mm) Y-Type Carbide Blade Cartridge	YCART-30/750-TC	79813	20.4
	36" (900mm) Y-Type Carbide Blade Cartridge	YCART-36/900-TC	79814	24.2
	42" (1050mm) Y-Type Carbide Blade Cartridge	YCART-42/1050-TC	79815	28.1
	48" (1200mm) Y-Type Carbide Blade Cartridge	YCART-48/1200-TC	79816	31.9
14	Y-Type Purple Polyurethane Blade (single)	YT-P	79573	1.2
15	18" (450mm) Y-Type Purple Blade Cartridge	YCART-18/450-P	79617	13.1
	24" (600mm) Y-Type Purple Blade Cartridge	YCART-24/600-P	79618	17.1
	30" (750mm) Y-Type Purple Blade Cartridge	YCART-30/750-P	79619	21.1
	36" (900mm) Y-Type Purple Blade Cartridge	YCART-36/900-P	79620	25.1
	42" (1050mm) Y-Type Purple Blade Cartridge	YCART-42/1050-P	79621	29.1
	48" (1200mm) Y-Type Purple Blade Cartridge	YCART-48/1200-P	79622	33.1
16	Y-Type White Polyurethane Blade (single)	YT-W	79572	1.2
17	18" (450mm) Y-Type White Blade Cartridge	YCART-18/450-W	79611	13.1
	24" (600mm) Y-Type White Blade Cartridge	YCART-24/600-W	79612	17.1
	30" (750mm) Y-Type White Blade Cartridge	YCART-30/750-W	79613	21.1
	36" (900mm) Y-Type White Blade Cartridge	YCART-36/900-W	79614	25.1
	42" (1050mm) Y-Type White Blade Cartridge	YCART-42/1050-W	79615	29.1
	48" (1200mm) Y-Type White Blade Cartridge	YCART-48/1200-W	79616	33.1
18	Y-Type Red Polyurethane Blade (single)	YT-R	91804	1.2
19	18" (450mm) Y-Type Red Blade Cartridge	YCART-18/450-R	91805	13.1
	24" (600mm) Y-Type Red Blade Cartridge	YCART-24/600-R	91806	17.1
	30" (750mm) Y-Type Red Blade Cartridge	YCART-30/750-R	91807	21.1
	36" (900mm) Y-Type Red Blade Cartridge	YCART-36/900-R	91808	25.1
	42" (1050mm) Y-Type Red Blade Cartridge	YCART-42/1050-R	91809	29.1
	48" (1200mm) Y-Type Red Blade Cartridge	YCART-48/1200-R	91810	33.1


Lead time: 1 working day

Spring Tensioner Selection Chart

Cleaner Blade Width	79838 YST-S	79836 YST-Y	79837 YST-P	91814 YST-Y-R	91815 YST-P-R
Carbide 18" - 48" (450 - 1200mm)	X				
Polyurethane 18" - 30" (450 - 750mm)		X			
Polyurethane 36" - 48" (900 - 1200mm)			X		
Red Polyurethane 18" - 30" (450 - 750mm)				X	
Red Polyurethane 36" - 48" (900 - 1200mm)					X

Product Ordering Information


Y-Type™ Heavy Duty Secondary Cleaner with HD Carbide or Urethane Blades and YST Tensioner



Y-Type™ HD with Carbide Blades

BELT WIDTH		ORDERING NUMBER	ITEM CODE	WT. LBS.
in.	mm			
36	900	YTHD-TC-36S	79777	130.0
42	1050	YTHD-TC-42S	79778	142.4
48	1200	YTHD-TC-48S	79779	151.9
54	1350	YTHD-TC-54S	79780	161.5
60	1500	YTHD-TC-60S	79781	171.0
72	1800	YTHD-TC-72S	79782	190.1


Lead time: 1 working day



Y-Type™ HD with Purple Polyurethane Blades

BELT WIDTH		ORDERING NUMBER	ITEM CODE	WT. LBS.
in.	mm			
36	900	YTHD-36S	79783	131.0
42	1050	YTHD-42S	79784	140.3
48	1200	YTHD-48S	79785	149.5
54	1350	YTHD-54S	79786	158.8
60	1500	YTHD-60S	79787	168.0
72	1800	YTHD-72S	79788	186.5


Lead time: 1 working day



Y-Type™ HD with White Polyurethane Blades

BELT WIDTH		ORDERING NUMBER	ITEM CODE	WT. LBS.
in.	mm			
36	900	YTHDW-36S	79789	131.0
42	1050	YTHDW-42S	79790	140.3
48	1200	YTHDW-48S	79791	149.5
54	1350	YTHDW-54S	79792	158.8
60	1500	YTHDW-60S	79793	168.0
72	1800	YTHDW-72S	79794	186.5

Lead time: 1 working day



Y-Type™ HD with Red UHT Polyurethane Blades

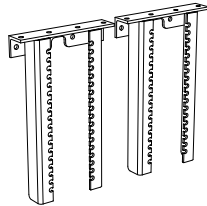
BELT WIDTH		ORDERING NUMBER	ITEM CODE	WT. LBS.
in.	mm			
36	900	YTHDR-36S	91816	131.0
42	1050	YTHDR-42S	91817	140.3
48	1200	YTHDR-48S	91818	149.5
54	1350	YTHDR-54S	91819	158.8
60	1500	YTHDR-60S	91820	168.0
72	1800	YTHDR-72S	91821	186.5

Lead time: 1 working day

Optional YST Drop Brackets (2)

ORDERING NUMBER	ITEM CODE	WT. LBS.
YSTHDBK	79850	32.1

Lead time: 1 working day



Product Notes:

- Works on reversing belts, vulcanized belts, and belts with mechanical fasteners.
- Pole Length: Belt width plus 54" (1350mm). For longer requirements, see Installation Accessories – Pole Extender Kit (137).
- Visual Blade Tension Check: Measure tension spring and refer to Spring Length Chart on mounting base for correct length for best cleaning performance.
- Tensioner: Standard Duty YST Spring Tensioner for self-adjusting tensioning with easy retensioning adjustments. The tensioner can be mounted in pull-up or push-up position.
- To make cleaner installation easier and quicker, see Optional Mounting Kits on replacement parts page or 137.
- Simple design makes changing the blades fast and easy. Blades can be removed and replaced individually, or all at once by replacing the cartridge.

U.S. Patent No. 9,586,765

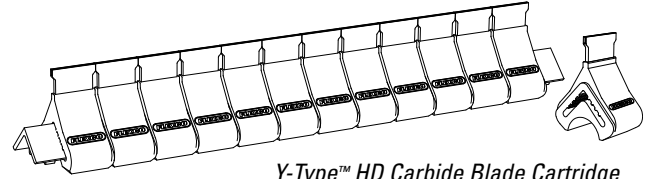
Product Ordering Information

Y-Type™ Heavy Duty Secondary Cleaner with HD Carbide or Urethane Blades and YST Tensioner

Replacement Blades/Cartridges HD Carbide

BELT WIDTH		ORDERING NUMBER	ITEM CODE	WT. LBS.
in.	mm			
-	-	YT-HDC*	79728	1.8
36	900	YCART-36/900-HDTC	79829	38.4
42	1050	YCART-42/1050-HDTC	79830	44.5
48	1200	YCART-48/1200-HDTC	79831	50.6
54	1350	YCART-54/1350-HDTC	79832	56.8
60	1500	YCART-60/1500-HDTC	79833	62.9
72	1800	YCART-72/1800-HDTC	79834	75.2

*Single 3" blade segment
Lead time: 1 working day

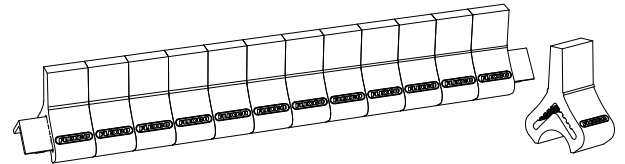


Y-Type™ HD Carbide Blade Cartridge

Replacement Blades/Cartridges HD Purple Polyurethane

BELT WIDTH		ORDERING NUMBER	ITEM CODE	WT. LBS.
in.	mm			
-	-	YT-HDP*	79677	1.7
36	900	YCART-36/900-HDP	79817	36.5
42	1050	YCART-42/1050-HDP	79818	42.3
48	1200	YCART-48/1200-HDP	79819	48.1
54	1350	YCART-54/1350-HDP	79820	53.9
60	1500	YCART-60/1500-HDP	79821	59.8
72	1800	YCART-72/1800-HDP	79822	71.4

*Single 3" blade segment
Lead time: 1 working day



Y-Type™ HD Polyurethane Blade Cartridge

Replacement Blades/Cartridges HD White† Polyurethane

BELT WIDTH		ORDERING NUMBER	ITEM CODE	WT. LBS.
in.	mm			
-	-	YT-HDW*	79676	1.7
36	900	YCART-36/900-HDW	79823	36.5
42	1050	YCART-42/1050-HDW	79824	42.3
48	1200	YCART-48/1200-HDW	79825	48.1
54	1350	YCART-54/1350-HDW	79826	53.9
60	1500	YCART-60/1500-HDW	79827	59.8
72	1800	YCART-72/1800-HDW	79828	71.4

*Single 3" blade segment

†White blades are chemical resistant, and all ingredients used in Polyurethane formulation comply with the relevant requirements of 21 CFR (FDA Code of Federal Regulations) for use in repeated bulk dry food applications.

Lead time: 1 working day

Replacement Blades/Cartridges HD Red UHT Polyurethane

BELT WIDTH		ORDERING NUMBER	ITEM CODE	WT. LBS.
in.	mm			
-	-	YT-HDR*	91822	1.7
36	900	YCART-36/900-HDR	91823	36.5
42	1050	YCART-42/1050-HDR	91824	42.3
48	1200	YCART-48/1200-HDR	91825	48.1
54	1350	YCART-54/1350-HDR	91826	53.9
60	1500	YCART-60/1500-HDR	91827	59.8
72	1800	YCART-72/1800-HDR	91828	71.4

*Single 3" blade segment

Lead time: 1 working day

U.S. Patent No. 9,586,765

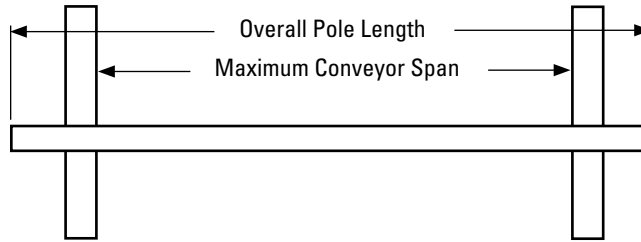
Specifications & Guidelines

Y-Type™ Heavy Duty Secondary Cleaner with YST Tensioner

Pole Length Specifications

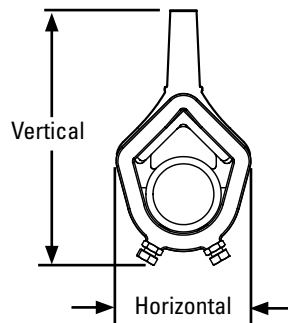
Cleaner Size		Pole Length		Maximum Conveyor Span	
in.	mm	in.	mm	in.	mm
36	900	90	2286	82	2083
42	1050	96	2438	88	2235
48	1200	102	2590	94	2388
54	1350	108	2743	100	2540
60	1500	114	2895	106	2692
72	1800	126	3200	118	2997

Pole Length – Belt +54" (1350mm)
Pole Diameter – 2-7/8" (73mm)



Clearance Guidelines for Installation

Cleaner Type	Belt Width/ Cleaner Size		Horizontal Clearance Required		Vertical Clearance Required	
	in.	mm	in.	mm	in.	mm
Y-Type® HD Polyurethane	36 - 72	900 - 1800	5-1/4	133	9-1/2	241
Y-Type HD Carbide	36 - 72	900 - 1800	5-1/4	133	9-3/4	248



Y-Type Blade Specifications

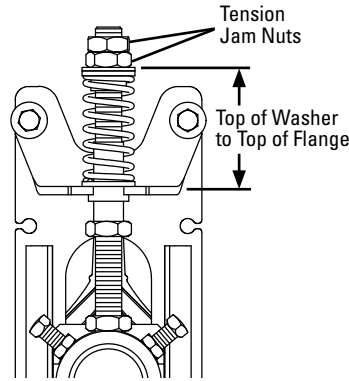
Cushion	Durometer	Temperature Range
Purple (Standard)	86A	-30° to 180°F -35° to 82° C
White (Food Grade) ‡	83A	-30° to 180°F -35° to 82° C
Red (Ultra High-Temp)	90A	Up to 400° F (200° C) Spikes to 450° F (232° C)
Carbide	n/a	-30° to 180°F -35° to 82° C

‡ All ingredients used in the polyurethane formulation of this blade comply with the relevant requirements of 21 CFR (FDA Code of Federal Regulations) for use in repeated bulk dry food applications

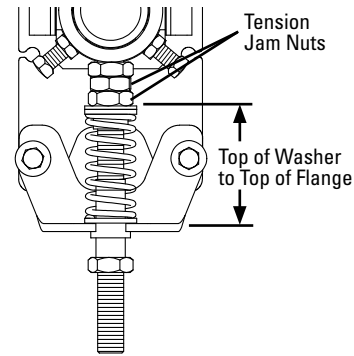
Spring Length Chart

Blade Width	Carbide Tip				Polyurethane Tip				
	Silver Springs		Black Springs		Green Springs		Blue Springs		
in.	mm	in.	mm	in.	mm	in.	mm	in.	mm
36	900	3 7/8	98	4	102	3	76	3 3/8	86
42	1050	3 3/4	95	3 7/8	98	2 7/8	73	3 1/4	83
48	1200	3 5/8	92	3 3/4	95	2 5/8	67	3 1/8	79
54	1350	3 1/2	89	3 3/4	95	2 1/2	64	3	76
60	1500	3 3/8	86	3 5/8	92	NA	NA	2 7/8	73
72	1800	3 1/4	83	3 1/2	89	NA	NA	2 1/2	64

Shading indicates preferred spring option.



Pull-Up Tensioner Configuration (HD)



Push-Up Tensioner Configuration (HD)

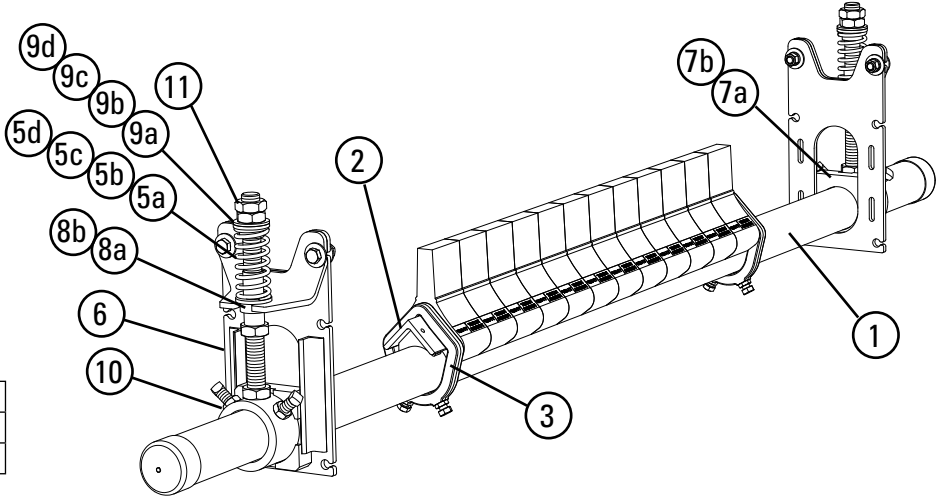
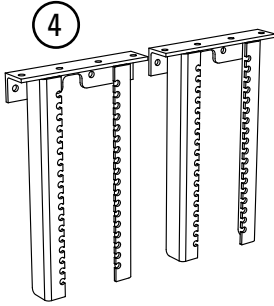
Specifications:

- Maximum Belt Speed750 FPM (3.8M/sec)
- Usable Blade Wear Length.....3" (76mm) (Polyurethane)
3/8" (10mm) (Carbide)
- Blade MaterialsPurple: Polyurethane (proprietary blend for abrasion resistance and long wear)
White: Polyurethane (chemical resistant/food grade)
Red: Polyurethane (ultra high-temp)
Carbide: Tungsten Carbide
- Available for Belt Widths36" to 72" (900 to 1800mm). Other sizes available upon request
- CEMA Cleaner RatingClass 3 (Heavy-duty with polyurethane or carbide blades)

U.S. Patent No. 9,586,765

Replacement Parts List

Y-Type™ Heavy Duty Secondary Cleaner with YST Tensioner



Blades Required per Cleaner Size

in.	36	42	48	54	60	72
mm	900	1050	1200	1350	1500	1800
Blades Required	12	14	16	18	20	24

Replacement Parts

REF	DESCRIPTION	ORDERING NUMBER	ITEM CODE	WT. LBS.
1	36" (900mm) Y-Type HD Pole	YTPHD-36/900	79799	60.0
	42" (1050mm) Y-Type HD Pole	YTPHD-42/1050	79800	63.4
	48" (1200mm) Y-Type HD Pole	YTPHD-48/1200	79801	66.8
	54" (1350mm) Y-Type HD Pole	YTPHD-54/1350	79802	70.2
	60" (1500mm) Y-Type HD Pole	YTPHD-60/1500	79803	73.6
	72" (1800mm) Y-Type HD Pole	YTPHD-72/1800	79804	77.0
2	36" (900mm) Y-Type HD Cushion Angle	YTAHD-36/900	79805	16.5
	42" (1050mm) Y-Type HD Cushion Angle	YTAHD-42/1050	79806	18.9
	48" (1200mm) Y-Type HD Cushion Angle	YTAHD-48/1200	79807	21.4
	54" (1350mm) Y-Type HD Cushion Angle	YTAHD-54/1350	79808	23.9
	60" (1500mm) Y-Type HD Cushion Angle	YTAHD-60/1500	79809	26.3
	72" (1800mm) Y-Type HD Cushion Angle	YTAHD-72/1800	79810	31.3
3	Y-Type HD Angle Clamp* (2 Clamps)	YTACHD	79835	4.8
4	YST HD Drop Bracket Kit (2 Brackets)	YSTDDBK	79850	32.1
5a	YST HD Spring, Green	YSTDHS-GR	79797	0.5
5b	SST Spring, Silver	STS-S	75843	0.8
5c	YST HD Spring, Blue (for Y-Type HD Carbide Cleaners)	YSTDHS-BL	79798	0.6
5d	SST Spring, Black (for Y-Type HD Carbide Cleaners)	STS-B	75844	1.1
6	YST HD Mounting Bracket (incl. Angle Bracket)	YSTDHMB	79849	6.7
7a	YST HD Guide Block Kit (Pair)	YSTDHGBK	79851	1.0
7b	YST HD Guide Block Kit UHT (Pair)	YSTDHGBK-R	91829	1.0
8a	YST HD Lower Bushing Kit (Pair)	YSTDHLBK	79852	0.1
8b	YST HD Lower Bushing Kit UHT (Pair)	YSTDHLBK-R	91830	0.1
9a	YST HD Top Bushing Kit White (Pair)	YSTDHBK-W	79853	0.1
9b	YST HD Top Bushing Kit Black (Pair)	YSTDHBK-B	79856	0.1
9c	YST HD Top Bushing Kit Green (Pair)	YSTDHBK-GR-R	91832	0.1
9d	YST HD Top Bushing Kit Blue (Pair)	YSTDHBK-BL-R	91831	0.1
10	YST HD Pole Mount Kit*	YSTDHDMK	79854	7.8
11	YST HD Adjusting Rod Nut Kit	YSTDANKHD	79858	0.6
-	YST Tensioner w/Silver Spring (Pair) (for belts 36" - 54" w/carbide tips) (incl. 2 ea. item 5b, 6, 10, 11; 1 ea. items 7a, 8a, 9a)	YSTDH-S	79840	33.4
-	YST Tensioner w/Black Spring (Pair) (for belts 60" - 72" w/carbide tips) (incl. 2 ea. item 5d, 6, 10, 11; 1 ea. items 7a, 8a, 9b)	YSTDH-BK	79842	34.1
-	YST Tensioner w/Green Spring (Pair) (for belts 36" - 48" w/Polyurethane tips) (incl. 2 ea. item 5a, 6, 10, 11; 1 ea. items 7a, 8a, 9a)	YSTDH-GR	79839	32.8
-	YST Tensioner w/Blue Spring (Pair) (for belts 54" - 72" w/Polyurethane tips) (incl. 2 ea. item 5c, 6, 10, 11; 1 ea. items 7a, 8a, 9b)	YSTDH-BL	79841	33.1
-	YST Tensioner w/Green Spring UHT (Pair) (for belts 36" - 48" w/UHT Polyurethane tips) (incl. 2 ea. item 5a, 6, 10, 11; 1 ea. items 7b, 8b, 9c)	YSTDH-GR-R	91833	32.8
-	YST Tensioner w/Blue Spring UHT (Pair) (for belts 54" - 72" w/UHT Polyurethane tips) (incl. 2 ea. item 5c, 6, 10, 11; 1 ea. items 7b, 8b, 9d)	YSTDH-BL-R	91834	33.1

*Hardware included Lead time: 1 working day

Replacement Blades/Blade Cartridges

REF	DESCRIPTION	ORDERING NUMBER	ITEM CODE	WT. LBS.
12	Y-Type HD Carbide Blade (single)	YT-HDC	79728	1.9
13	36" (900mm) Y-Type HD Carbide Blade Cartridge	YCART-36/900-HDTC	79829	38.5
	42" (1050mm) Y-Type HD Carbide Blade Cartridge	YCART-42/1050-HDTC	79830	44.6
	48" (1200mm) Y-Type HD Carbide Blade Cartridge	YCART-48/1200-HDTC	79831	50.7
	54" (1350mm) Y-Type HD Carbide Blade Cartridge	YCART-54/1350-HDTC	79832	56.8
	60" (1500mm) Y-Type HD Carbide Blade Cartridge	YCART-60/1500-HDTC	79833	63.0
	72" (1800mm) Y-Type HD Carbide Blade Cartridge	YCART-72/1800-HDTC	79834	75.2
14	Y-Type HD Purple Polyurethane Blade (single)	YT-HDP	79677	1.7
15	36" (900mm) Y-Type HD Purple Blade Cartridge	YCART-36/900-HDP	79817	36.6
	42" (1050mm) Y-Type HD Purple Blade Cartridge	YCART-42/1050-HDP	79818	42.4
	48" (1200mm) Y-Type HD Purple Blade Cartridge	YCART-48/1200-HDP	79819	48.2
	54" (1350mm) Y-Type HD Purple Blade Cartridge	YCART-54/1350-HDP	79820	54.0
	60" (1500mm) Y-Type HD Purple Blade Cartridge	YCART-60/1500-HDP	79821	59.8
	72" (1800mm) Y-Type HD Purple Blade Cartridge	YCART-72/1800-HDP	79822	71.4
16	Y-Type HD White Polyurethane Blade (single)	YT-HDW	79676	1.7
17	36" (900mm) Y-Type HD White Blade Cartridge	YCART-36/900-HDW	79823	36.6
	42" (1050mm) Y-Type HD White Blade Cartridge	YCART-42/1050-HDW	79824	42.4
	48" (1200mm) Y-Type HD White Blade Cartridge	YCART-48/1200-HDW	79825	48.2
	54" (1350mm) Y-Type HD White Blade Cartridge	YCART-54/1350-HDW	79826	54.0
	60" (1500mm) Y-Type HD White Blade Cartridge	YCART-60/1500-HDW	79827	59.8
	72" (1800mm) Y-Type HD White Blade Cartridge	YCART-72/1800-HDW	79828	71.4
18	Y-Type HD Red Polyurethane Blade (single)	YT-HDR	91823	1.7
19	36" (900mm) Y-Type HD Red Blade Cartridge	YCART-36/900-HDR	91824	36.6
	42" (1050mm) Y-Type HD Red Blade Cartridge	YCART-42/1050-HDR	91825	42.4
	48" (1200mm) Y-Type HD Red Blade Cartridge	YCART-48/1200-HDR	91826	48.2
	54" (1350mm) Y-Type HD Red Blade Cartridge	YCART-54/1350-HDR	91827	54.0
	60" (1500mm) Y-Type HD Red Blade Cartridge	YCART-60/1500-HDR	91828	59.8
	72" (1800mm) Y-Type HD Red Blade Cartridge	YCART-72/1800-HDR	91829	71.4

Lead time: 1 working day

Spring Tensioner Selection Chart

Cleaner Blade Width	79840	79842	79839	79841	91833	91834
	YSTDH-S	YSTDH-BK	YSTDH-GR	YSTDH-BL	YSTDH-GR-R	YSTDH-BL-R
Carbide 36"-54" (900-1350mm)	X					
Carbide 60"-72" (1500-1800mm)		X				
Polyurethane 36"-48" (900-1200mm)			X			
Polyurethane 54"-72" (1350-1800mm)				X		
Polyurethane 36"-48" (900-1200mm)					X	
Polyurethane 54"-72" (1350-1800mm)						X

U.S. Patent No. 9,586,765

Product Ordering Information


P-Type®
Secondary Cleaner

P-Type® Secondary with C-Tips*

BELT WIDTH		ORDERING NUMBER	ITEM CODE	WT. LBS.
in.	mm			
18	450	PC18	74566	72.4
24	600	PC24	74567	79.3
30	750	PC30	74568	85.2
36	900	PC36	74569	92.1
42	1050	PC42	74570	105.0
48	1200	PC48	74571	111.8
54	1350	PC54	74572	122.2
60	1500	PC60	74573	128.1
72	1800	PC72	74574	139.9

*NOTE: C-Tips can be used on mechanically spliced and vulcanized belts.

Lead time: 1 working day



P-Type® Secondary with V-Tips*

BELT WIDTH		ORDERING NUMBER	ITEM CODE	WT. LBS.
in.	mm			
18	450	PV-18	78453	72.4
24	600	PV-24	78415	79.3
30	750	PV-30	78417	85.2
36	900	PV-36	78419	92.1
42	1050	PV-42	78421	105.0
48	1200	PV-48	78423	111.8
54	1350	PV-54	78454	122.2
60	1500	PV-60	78455	128.1
72	1800	PV72	73438	139.9

*NOTE: V-Tips can be used ONLY on vulcanized belts.

Lead time: 1 working day



Replacement Tips

ORDERING NUMBER	ITEM CODE	WT. LBS.
ICT6	74535	0.7
PSA150	73156	1.0

Lead time: 1 working day

Tips Required per Cleaner Size

in.	18	24	30	36	42	48	54	60	72
mm	450	600	750	900	1050	1200	1350	1500	1800
C-Tips or V-Tips Required	3	4	5	6	7	8	9	10	12

Product Notes:

- C-Tip: specially formulated tungsten carbide blades to work with mechanical fasteners.
- V-Tip: for use on vulcanized belts only.
- Compact design: fits in small transfer areas and tight chutes.
- Tips set at a non-aggressive 70° angle to give quick relief for passing mechanical splices.

Product Ordering Information

P-Type® LS Limited Space Secondary Cleaner

P-Type® LS Belt Cleaner with C-Tips*

BELT WIDTH		ORDERING NUMBER	ITEM CODE	WT. LBS.
in.	mm			
18	450	PLSC18	75588	73.4
24	600	PLSC24	75589	80.3
30	750	PLSC30	75590	86.2
36	900	PLSC36	75591	93.1
42	1050	PLSC42	75592	100.0
48	1200	PLSC48	75593	106.9
54	1350	PLSC54	75594	113.8

*NOTE: C-Tips can be used on mechanically spliced and vulcanized belts.
Lead time: 1 working day



Replacement C-Tips

ORDERING NUMBER	ITEM CODE	WT. LBS.
ICT6	74535	0.7

Lead time: 1 working day

Tips Required per Cleaner Size

in.	18	24	30	36	42	48	54
mm	450	600	750	900	1050	1200	1350
C-Tips Required	3	4	5	6	7	8	9

Product Notes:

- LS = Limited Space. Requires only 5 1/2" (138mm) of vertical clearance for installation.
- Not available in belt widths larger than 54" (1350mm).

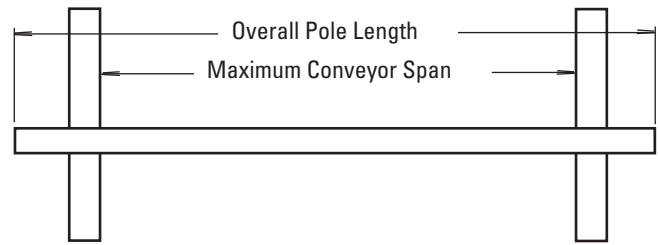
Specifications & Guidelines

P-Type® Secondary Cleaner

Pole Length Specifications

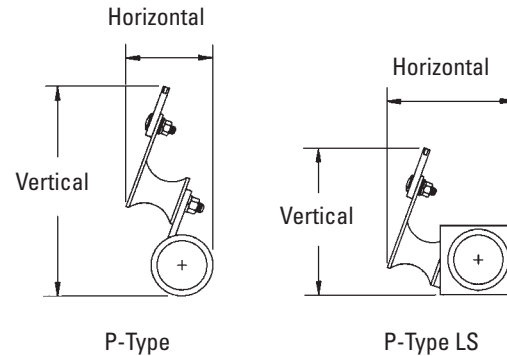
CLEANER SIZE		POLE LENGTH		MAXIMUM CONVEYOR SPAN	
in.	mm	in.	mm	in.	mm
18	450	48	1200	43	1075
24	600	54	1350	49	1225
30	750	60	1500	55	1375
36	900	66	1650	61	1525
42	1050	72	1800	67	1675
48	1200	78	1950	73	1825
54	1350	88	2200	83	2075
60	1500	94	2350	89	2225
72	1800	106	2650	101	2525

Pole Diameter - 2-3/8" (60mm)



Clearance Guidelines for Installation

CLEANER TYPE	BELT WIDTH/ CLEANER SIZE		HORIZONTAL CLEARANCE REQUIRED		VERTICAL CLEARANCE REQUIRED	
	in.	mm	in.	mm	in.	mm
P-Type	18 – 72	450 – 1800	4	100	8	200
P-Type LS	18 – 54	450 – 1350	5	125	5 1/2	138



P-Type Cushion Specifications

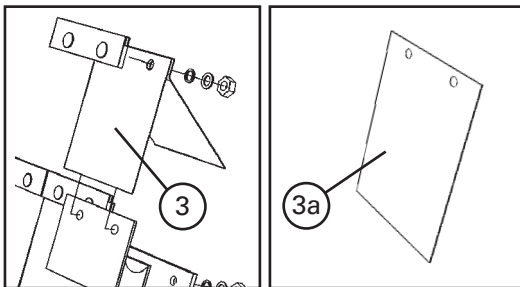
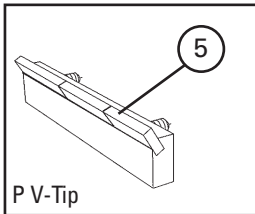
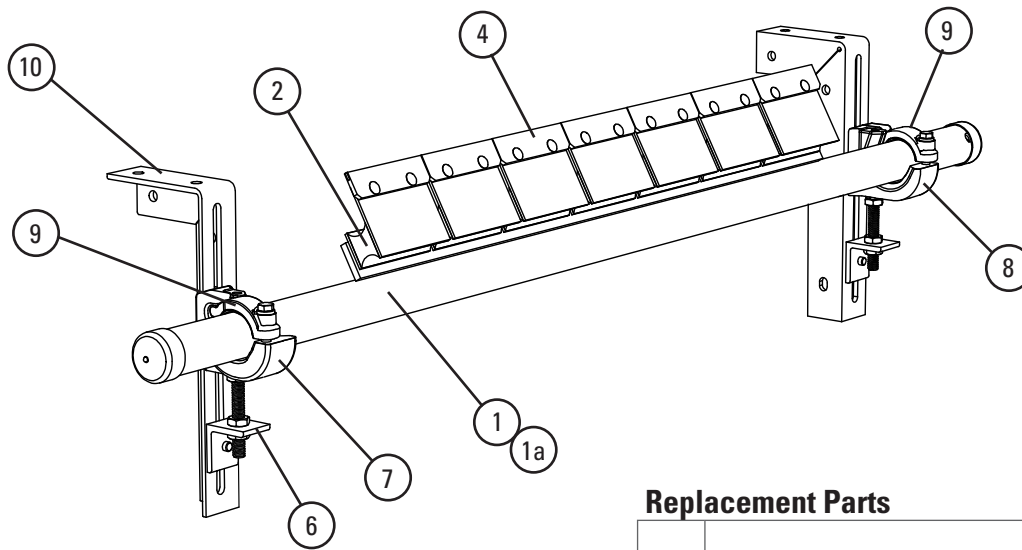
CUSHION	DUROMETER	TEMPERATURE RANGE
Standard	55A	-30° to 180°F -35° to 82° C

Specifications:

- Maximum Belt Speed 1000 FPM (5M/sec)
- Temperature Rating -30°F to 180°F (-35°C to 82°C)
- Usable Blade Wear Length..... 3/8" (9mm)
- Blade Materials C-Tip: Impact Resistant Tungsten Carbide
(works with mechanical fasteners)
V-Tip: Long Life Tungsten Carbide
(works on vulcanized belts only)
- Available for Belt Widths P-Type: 18" to 72" (450 to 1800mm)
P-Type LS: 18" to 54" (450 to 1350mm)
Other sizes available upon request.
- CEMA Cleaner Rating Class 3

Replacement Parts List

P-Type®
Secondary Cleaner



Tips Required per Cleaner Size

in.	18	24	30	36	42	48	54	60	72
mm	450	600	750	900	1050	1200	1350	1500	1800
C-Tips or V-Tips Required	3	4	5	6	7	8	9	10	12

Replacement Parts

REF	DESCRIPTION	ORDERING NUMBER	ITEM CODE	WT. LBS.
1	18" (450mm) Pole	PP-18	78414	22.5
	24" (600mm) Pole	PP-24	78416	26.0
	30" (750mm) Pole	PP-30	78418	32.3
	36" (900mm) Pole	PP-36	78420	33.0
	42" (1050mm) Pole	PP-42	78422	43.0
	48" (1200mm) Pole	PP-48	78424	47.5
	54" (1350mm) Pole	PP-54	78425	55.0
	60" (1500mm) Pole	PP-60	78451	58.0
	72" (1800mm) Pole	PP72	73017	64.0
1a	18" (450mm) LS Pole	PLSP18	75595	32.3
	24" (600mm) LS Pole	PLSP24	75596	36.0
	30" (750mm) LS Pole	PLSP30	75597	38.7
	36" (900mm) LS Pole	PLSP36	75598	42.4
	42" (1050mm) LS Pole	PLSP42	75599	46.1
	48" (1200mm) LS Pole	PLSP48	75600	49.8
	54" (1350mm) LS Pole	PLSP54	75601	53.5
2	P2 C-Tip Cushion*	PHA	73626	2.0
3	P Polyshield	PPS6	73024	0.5
3a	P SS Shield	PSSS	74773	0.5
4	C-Tip* Kit (1 ea.)	ICT6	74535	0.7
5	P V-Tip* (for vulcanized belts only)	PSA150	73156	1.0
6	Adjusting Bracket Kit* (1 ea.)	PAB	75513	1.5
7	Pole Clamp Kit Left* (1 ea.) (incl. 1 item 9)	CCKL	79224	6.8
8	Pole Clamp Kit Right* (1 ea.) (incl. 1 item 9)	CCKR	79228	6.8
9	Cradle Clamp Top Strap (1 ea.) For use on left or right Pole Clamp Kit	CCKTS	79232	1.1
10	Mounting Bracket Kit (1 Right and 1 Left)	EZS2MBK	75666	13.0
-	Cradle Clamp Mounting Kit* (incl. 2 items 6 and 1 ea. item 8, 9 & 10)	CCMK	78919	33.0

*Hardware included
Lead time: 1 working day

Product Ordering Information

R-Type® Reversing Secondary Cleaner

R-Type® Reversing with C-Tips*

BELT WIDTH		ORDERING NUMBER	ITEM CODE	WT. LBS.
in.	mm			
18	450	RC18	74618	72.8
24	600	RC24	74619	79.3
30	750	RC30	74620	85.2
36	900	RC36	74621	91.9
42	1050	RC42	74622	104.9
48	1200	RC48	74623	113.5
54	1350	RC54	74624	121.1
60	1500	RC60	74625	129.8
72	1800	RC72	74626	141.1

*NOTE: C-Tips can be used on mechanically spliced and vulcanized belts.

Lead time: 1 working day



R-Type® Reversing with V-Tips*

BELT WIDTH		ORDERING NUMBER	ITEM CODE	WT. LBS.
in.	mm			
18	450	RV-18	78402	72.4
24	600	RV-24	78403	78.7
30	750	RV-30	78404	84.6
36	900	RV-36	78405	91.1
42	1050	RV-42	78406	104.0
48	1200	RV-48	78407	113.3
54	1350	RV-54	78408	119.9
60	1500	RV-60	78409	128.5
72	1800	RV-72	74641	139.7

*NOTE: V-Tips can be used ONLY on vulcanized belts.

Lead time: 1 working day

Replacement Tips

ORDERING NUMBER	ITEM CODE	WT. LBS.
ICT6	74535	0.7
RSA150	73628	1.3

Lead time: 1 working day

Tips Required per Cleaner Size

in.	18	24	30	36	42	48	54	60	72
mm	450	600	750	900	1050	1200	1350	1500	1800
C-Tips or V-Tips Required	3	4	5	6	7	8	9	10	12

Product Notes:


- Two-way cushions allow cleaning in both directions.
- Tungsten carbide tips for long wear and superior cleaning.

Specifications & Guidelines

Pole Length Specifications

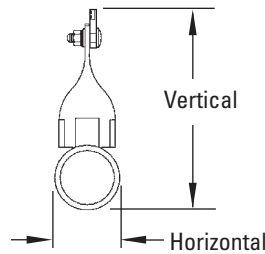
CLEANER SIZE		POLE LENGTH		MAXIMUM CONVEYOR SPAN	
in.	mm	in.	mm	in.	mm
18	450	48	1200	43	1075
24	600	54	1350	49	1225
30	750	60	1500	55	1375
36	900	66	1650	61	1525
42	1050	72	1800	67	1675
48	1200	78	1950	73	1825
54	1350	88	2200	83	2075
60	1500	94	2350	89	2225
72	1800	106	2650	101	2525

Pole Diameter - 2-3/8" (60mm)



Clearance Guidelines For Installation

BELT WIDTH/ CLEANER SIZE		HORIZONTAL CLEARANCE REQUIRED		VERTICAL CLEARANCE REQUIRED	
in.	mm	in.	mm	in.	mm
18 - 72	450 - 1800	4	100	8	200



R-Type Cushion Specifications

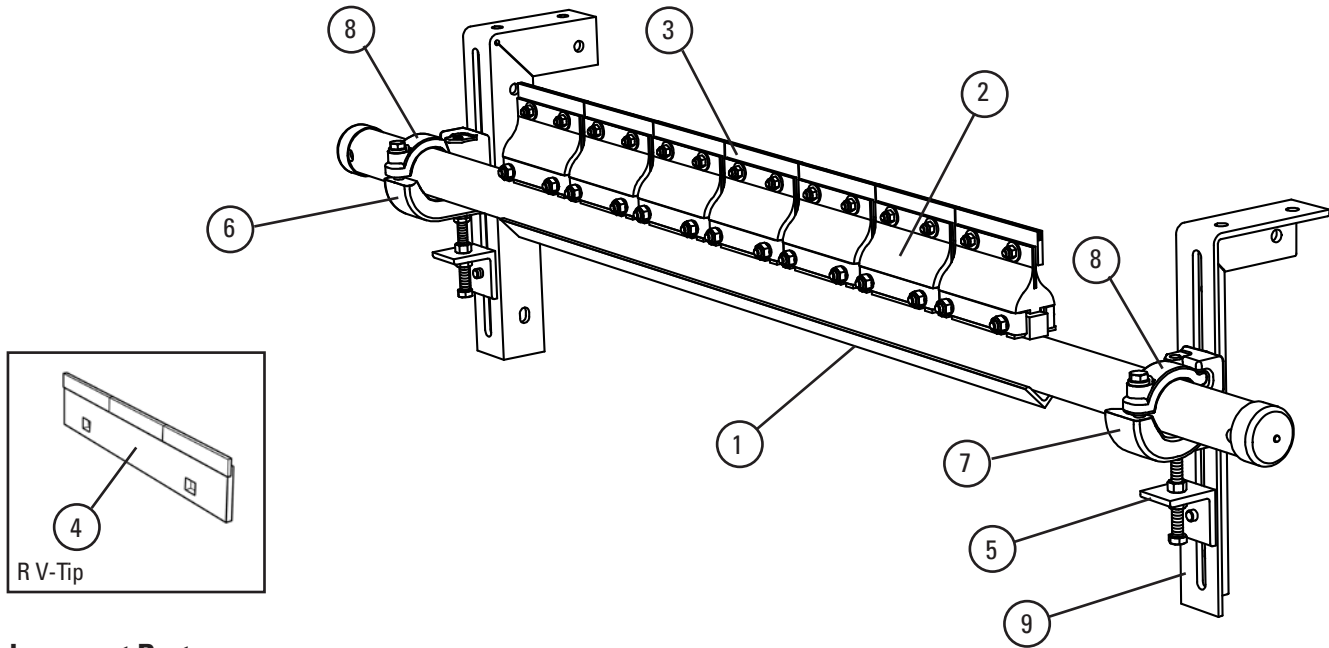
CUSHION	DUROMETER	TEMPERATURE RANGE
Standard	55A	-30° to 180°F -35° to 82° C

Specifications:

- Maximum Belt Speed 1000 FPM (5M/sec)
- Temperature Rating -30°F to 180°F (-35°C to 82°C)
- Usable Blade Wear Length 3/8" (9mm)
- Blade Materials C-Tip: Impact Resistant Tungsten Carbide
(works with mechanical fasteners)
V-Tip: Long Life Tungsten Carbide
(works on vulcanized belts only)
- Available for Belt Widths 18" to 72" (450 to 1800mm)
Other sizes available upon request
- CEMA Cleaner Rating Class 4

Replacement Parts List

R-Type®
Secondary Cleaner



Replacement Parts

REF	DESCRIPTION	ORDERING NUMBER	ITEM CODE	WT. LBS.
1	18" (450mm) Pole	RP-18	78426	23.9
	24" (600mm) Pole	RP-24	78427	27.8
	30" (750mm) Pole	RP-30	78428	31.1
	36" (900mm) Pole	RP-36	78429	35.2
	42" (1050mm) Pole	RP-42	78430	45.6
	48" (1200mm) Pole	RP-48	78431	50.6
	54" (1350mm) Pole	RP-54	78432	56.6
	60" (1500mm) Pole	RP-60	78433	62.7
	72" (1800mm) Pole	RP-72	74612	71.4
2	R2 C-Tip Cushion*	RSA	76249	2.0
3	C-Tip Kit* (1 ea.)	ICT6	74535	0.7
4	R V-Tip* (for vulcanized belts only)	RSA150	73628	1.3
5	Adjusting Bracket Kit* (1 ea.)	PAB	75513	1.5
6	Pole Clamp Kit Left* (1 ea.) (incl. 1 item 8)	CCKL	79224	6.8
7	Pole Clamp Kit Right* (1 ea.) (incl. 1 item 8)	CCKR	79228	6.8
8	Pole Clamp Top Strap (1 ea.) For use on left or right Pole Clamp Kit	CCKTS	79232	1.1
9	Mounting Bracket Kit (1 Right and 1 Left)	EZS2MBK	75666	13.0
-	Cradle Clamp Mounting Kit* (incl. 2 ea. item 5 and 1 ea. item 6, 7 & 9)	CCMK	78919	33.0

*Hardware included
Lead time: 1 working day

Tips Required per Cleaner Size

in.	18	24	30	36	42	48	54	60	72
mm	450	600	750	900	1050	1200	1350	1500	1800
C-Tips or V-Tips Required	3	4	5	6	7	8	9	10	12

Product Ordering Information

FMS Secondary Cleaner (MST Tensioners)

FMS Secondary with C-Tips

BELT WIDTH		ORDERING NUMBER	ITEM CODE	WT. LBS.
in.	mm			
18	450	FMS-18	79637	98.7
24	600	FMS-24	79638	111.2
30	750	FMS-30	79639	123.6
36	900	FMS-36	79640	136.1
42	1050	FMS-42	79641	148.6
48	1200	FMS-48	79642	161.1
54	1350	FMS-54	79643	173.5
60	1500	FMS-60	79644	186.0
72	1800	FMS-72	79645	211.0

Lead time: 1 working day



FMS Secondary with V-Tips

BELT WIDTH		ORDERING NUMBER	ITEM CODE	WT. LBS.
in.	mm			
18	450	FMS-18V	79646	98.7
24	600	FMS-24V	79647	111.2
30	750	FMS-30V	79648	123.6
36	900	FMS-36V	79649	136.1
42	1050	FMS-42V	79650	148.6
48	1200	FMS-48V	79651	161.1
54	1350	FMS-54V	79652	173.5
60	1500	FMS-60V	79653	186.0
72	1800	FMS-72V	79654	211.0

*NOTE: V-Tips can be used ONLY on vulcanized belts.

Lead time: 1 working day

Replacement Tips

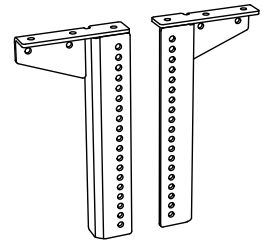
ORDERING NUMBER	ITEM CODE	WT. LBS.
ICT6	74535	0.7
RSA150	73628	1.3

Lead time: 1 working day

Optional MST Drop Brackets (2)

ORDERING NUMBER	ITEM CODE	WT. LBS.
MSTDB	79434	27.7

Lead time: 1 working day



Tips Required Per Cleaner Size

in.	18	24	30	36	42	48	54	60	72
mm	450	600	750	900	1050	1200	1350	1500	1800
C-Tips or V-Tips Required	3	4	5	6	7	8	9	10	12

Product Notes:

- Recommended for medium-duty conveyor applications.
- Pole Length: Belt width plus 54" (1350mm). For longer requirements, see Minline Installation Accessories – Pole Extender Kit (137).
- Cushion is designed to maintain continuous blade-to-belt contact and quick relief from passing mechanical splices.
- C-Tips are for mechanically fastened or vulcanized belts. V-Tips are for vulcanized belts only.
- Visual Blade Tension Check: Measure the tension spring and refer to Spring Length Chart for the correct length for best cleaning performance.
- Tensioner: MST Spring Tensioner for self-adjusting tensioning with easy retensioning adjustments.
- To make cleaner installation easier and quicker, see Optional Drop Brackets on 97.

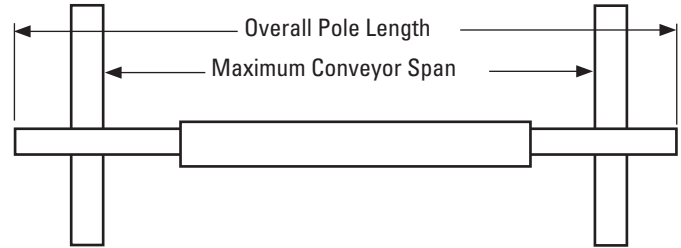
U.S. Patent No. 6,823,983; 7,093,706

Specifications & Guidelines

Pole Length Specifications*

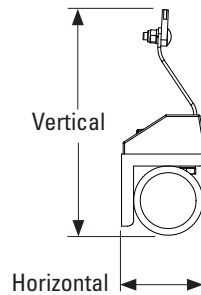
CLEANER SIZE		BLADE WIDTH		POLE LENGTH		MAXIMUM CONVEYOR SPAN	
in.	mm	in.	mm	in.	mm	in.	mm
18	450	18	450	72	1800	62	1550
24	600	24	600	78	1950	68	1700
30	750	30	750	84	2100	74	1850
36	900	36	900	90	2250	80	2000
42	1050	42	1050	96	2400	86	2150
48	1200	48	1200	102	2550	92	2300
54	1350	54	1350	108	2700	98	2450
60	1500	60	1500	114	2850	104	2600
72	1800	72	1800	126	3150	116	2900

*For special extra long pole length requirements a Pole Extender Kit (#76024) is available that provides 30" (750mm) of extended pole length. (137).
Pole Diameter – 2-7/8" (73mm)



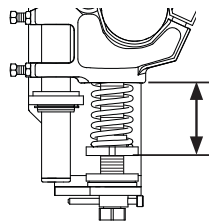
Clearance Guidelines for Installation

HORIZONTAL CLEARANCE REQUIRED		VERTICAL CLEARANCE REQUIRED	
in.	mm	in.	mm
3-1/2	89	10	245



MST Tensioner Spring Length Chart

Blade Width		2 White Springs		2 Silver Springs		2 Black Springs	
in.	mm	in.	mm	in.	mm	in.	mm
18	450	2 7/8	73	3 1/2	89	3 1/2	89
24	600	2 5/8	67	3 3/8	86	3 1/2	89
30	750	2 3/8	60	3 1/4	83	3 3/8	86
36	900	2 1/8	54	3 1/8	79	3 1/4	83
42	1050	N/A	N/A	3	76	3 1/8	79
48	1200	N/A	N/A	2 7/8	73	3 1/8	79
54	1350	N/A	N/A	2 3/4	70	3	76
60	1500	N/A	N/A	2 3/4	70	2 7/8	73
72	1800	N/A	N/A	N/A	N/A	2 3/4	70



Bottom of Pole Mount to Bottom of Spring Support Plate

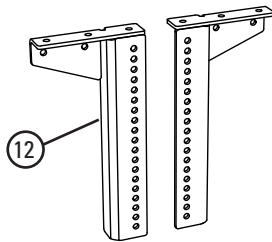
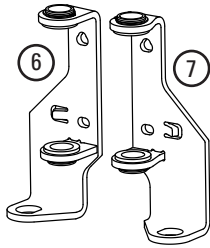
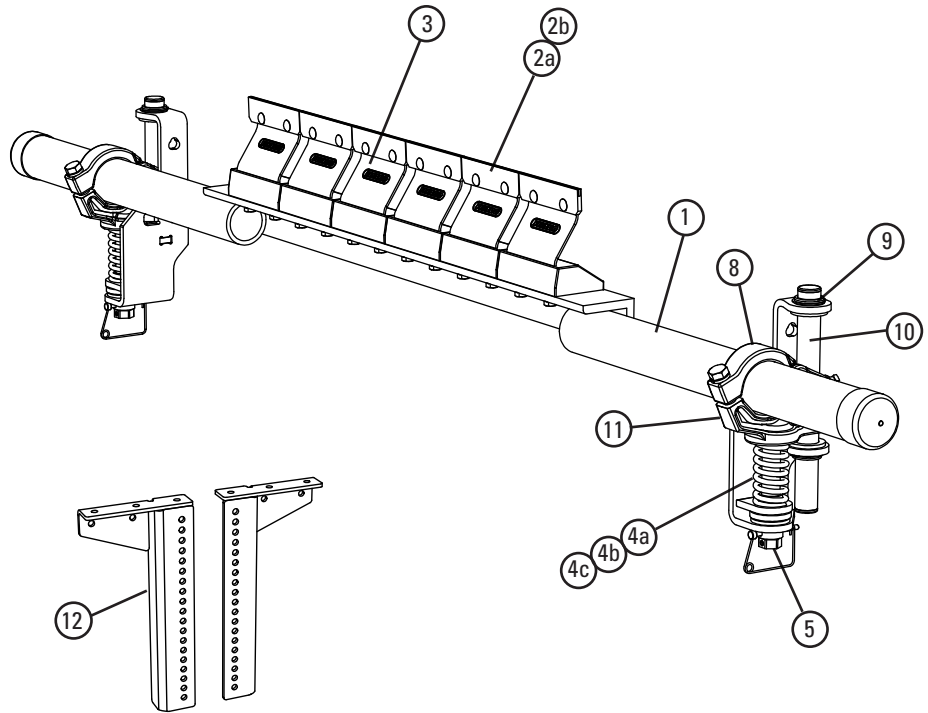
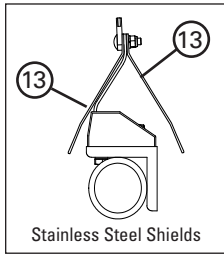
Shading indicates preferred spring option. Measure spring as shown.

Specifications

- Maximum Belt Speed 1000 FPM (5M/sec)
- Temperature Rating -30°F to 180°F (-35°C to 82°C)
- Usable Blade Wear Length..... 3/8" (9mm)
- Blade Materials C-Tip: Impact Resistant Tungsten Carbide (works with mechanical fasteners)
V-Tip: Long Life Tungsten Carbide (for vulcanized belts only)
- Available for Belt Widths 18" to 72" (450 to 1800mm). Other sizes available upon request
- CEMA Cleaner Rating Class 4

U.S. Patent No. 6,823,983; 7,093,706

Replacement Parts List



Replacement Parts

REF	DESCRIPTION	ORDERING NUMBER	ITEM CODE	WT. LBS.
1	18" (450mm) Pole	MHSP-18	76178	46.2
	24" (600mm) Pole	MHSP-24	75918	51.7
	30" (750mm) Pole	MHSP-30	75919	57.2
	36" (900mm) Pole	MHSP-36	75920	62.8
	42" (1050mm) Pole	MHSP-42	75921	68.3
	48" (1200mm) Pole	MHSP-48	75922	73.9
	54" (1350mm) Pole	MHSP-54	75923	79.4
	60" (1500mm) Pole	MHSP-60	75924	85.0
	72" (1800mm) Pole	MHSP-72	75925	96.1
2a	C-Tip*	ICT6	74535	0.7
2b	V-Tip* (for vulcanized belts only)	RSA150	73628	1.3
3	FMS Cushion Kit*	FMSC	79699	4.2
4a	Tension Spring - White (1 ea.) for belts 18" - 30" (450-750mm)	STS-W	75846	0.5
4b	Tension Spring - Silver (1 ea.) for belts 36" - 54" (900-1350mm)	STS-S	75843	0.8
4c	Tension Spring - Black (1 ea.) for belts 60" - 72" (1500-1800mm)	STS-B	75844	1.0
5	MST Adjusting Mechanism	MSTAM	79435	2.8
6	MST Mounting Bracket LH (incl. bushings)	MST-MBL	79436	5.7
7	MST Mounting Bracket RH (incl. bushings)	MST-MBR	79437	5.7
8	MST HD Clamp*	MSTCHD	79439	2.5
9	MST Bushing Kit (incl. 4 bushings)	MSTBK	79440	.2
10	MST Guide Pole	MSTGT	79441	1.5
11	MST HD Pole Mount*	MSTPMHD	79451	7.3
12	MST Drop Brackets (2)	MSTDB	79434	27.7
13	P SS Shield	PSSS	74773	.5
-	MST HD Tensioner w/White Spring* (incl. 1 ea. items 6, 7; 2 ea. items 4a, 5, 8, 10 & 11)	MSTHD-W	79431	36.8
-	MST HD Tensioner w/Silver Spring* (incl. 1 ea. items 6, 7; 2 ea. items 4b, 5, 8, 10 & 11)	MSTHD-S	79432	37.5
-	MST HD Tensioner w/Black Spring* (incl. 1 ea. items 6, 7; 2 ea. items 4c, 5, 8, 10 & 11)	MSTHD-B	79433	38.1

*Hardware Included
Lead time: 1 working day

MST Spring Tensioner Selection Chart

CLEANER SIZE	79431 MSTHD-W	79432 MSTHD-S	79433 MSTHD-B
FMS 18" - 30" (450 - 750mm)	X		
FMS 36" - 54" (900 - 1350mm)		X	
FMS 60" - 72" (1500 - 1800mm)			X

Product Ordering Information

MHS Heavy Duty Secondary Cleaner (Polyurethane Cushion Shields, SSTensioners)

MHS HD Secondary with C-Tips

BELT WIDTH		ORDERING NUMBER	ITEM CODE	WT. LBS.
in.	mm			
24	600	MHS-24RU	79738	125.8
30	750	MHS-30RU	79739	131.0
36	900	MHS-36RU	79740	141.8
42	1050	MHS-42RU	79741	152.5
48	1200	MHS-48RU	79742	163.3
54	1350	MHS-54RU	79743	174.0
60	1500	MHS-60RU	79744	184.8
72	1800	MHS-72RU	79745	211.9
84	2100	MHS-84RU	79746	247.2
96	2400	MHS-96RU	79747	282.5

Lead time: 1 working day



MHS HD Secondary with V-Tips*

BELT WIDTH		ORDERING NUMBER	ITEM CODE	WT. LBS.
in.	mm			
18	450	MHS-18RUV	79748	120.6
24	600	MHS-24RUV	79749	125.8
30	750	MHS-30RUV	79750	131.0
36	900	MHS-36RUV	79751	141.8
42	1050	MHS-42RUV	79752	152.5
48	1200	MHS-48RUV	79753	163.3
54	1350	MHS-54RUV	79754	174.0
60	1500	MHS-60RUV	79755	184.8
72	1800	MHS-72RUV	79756	211.9
84	2100	MHS-84RUV	79757	247.3
96	2400	MHS-96RUV	79758	282.7

*NOTE: V-Tips can be used ONLY on vulcanized belts.

Lead time: 1 working day



Replacement Tips

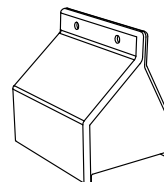
ORDERING NUMBER	ITEM CODE	WT. LBS.
ICT6	74535	0.7
RSA150	73628	1.3

Lead time: 1 working day

Replacement Cushion Shield

ORDERING NUMBER	ITEM CODE	WT. LBS.
UPFCC	79320	.3

Lead time: 1 working day



Polyurethane Cushion Shield

Tips Required Per Cleaner Size

in.	18	24	30	36	42	48	54	60	72	84	96
mm	450	600	750	900	1050	1200	1350	1500	1800	2100	2400
C-Tips or V-Tips Required	3	4	5	6	7	8	9	10	12	14	16

Product Notes:

- Heavy-duty design to deliver maximum cleaning efficiency on the most demanding, abusive beltlines.
- Pole Length: Belt width plus 54" (1350mm). For longer requirements, see Mineline Installation Accessories – Pole Extender Kit (137).
- Patented PowerFlex™ cushion design to maintain continuous blade-to-belt contact and quick relief from passing mechanical splices.
- C-Tips are for mechanically fastened or vulcanized belts. V-Tips are for vulcanized belts only.
- Visual Blade Tension Check: Measure the tension spring and refer to Spring Length Chart on mounting base for the correct length for best cleaning performance.
- Tensioner: SST Spring Tensioner for self-adjusting tensioning with easy retensioning adjustments.
- To make cleaner installation easier and quicker, see Optional Mounting Kits (137).

U.S. Patents No. 6,874,616; 6,823,983; 7,093,706

Product Ordering Information

MHS Heavy Duty Secondary Cleaner (SSTensioners)

MHS HD Secondary with C-Tips

BELT WIDTH		ORDERING NUMBER	ITEM CODE	WT. LBS.
in.	mm			
24	600	MHS-24	75910	124.6
30	750	MHS-30	75911	129.5
36	900	MHS-36	75912	140.0
42	1050	MHS-42	75913	150.4
48	1200	MHS-48	75914	160.9
54	1350	MHS-54	75915	171.3
60	1500	MHS-60	75916	181.8
72	1800	MHS-72	75917	208.3
84	2100	MHS-84	76803	243.0
96	2400	MHS-96	79043	277.7

Lead time: 1 working day

MHS HD Secondary with V-Tips*

BELT WIDTH		ORDERING NUMBER	ITEM CODE	WT. LBS.
in.	mm			
18	450	MHS-18V	76169	119.7
24	600	MHS-24V	76170	124.6
30	750	MHS-30V	76171	129.5
36	900	MHS-36V	76172	140.0
42	1050	MHS-42V	76173	150.4
48	1200	MHS-48V	76174	160.9
54	1350	MHS-54V	76175	171.3
60	1500	MHS-60V	76176	181.8
72	1800	MHS-72V	76177	208.3
84	2100	MHS-84V	76804	243.1
96	2400	MHS-96V	79044	277.9

*NOTE: V-Tips can be used ONLY on vulcanized belts.

Lead time: 1 working day

Replacement Tips

ORDERING NUMBER	ITEM CODE	WT. LBS.
ICT6	74535	0.7
RSA150	73628	1.3


Lead time: 1 working day

Tips Required Per Cleaner Size

in.	18	24	30	36	42	48	54	60	72	84	96
mm	450	600	750	900	1050	1200	1350	1500	1800	2100	2400
C-Tips or V-Tips Required	3	4	5	6	7	8	9	10	12	14	16

Product Notes:

- Heavy-duty design to deliver maximum cleaning efficiency on the most demanding, abusive beltlines.
- Pole Length: Belt width plus 54" (1350mm). For longer requirements, see Minline Installation Accessories – Pole Extender Kit (137).
- Patented PowerFlex™ cushion design to maintain continuous blade-to-belt contact and quick relief from passing mechanical splices.
- C-Tips are for mechanically fastened or vulcanized belts. V-Tips are for vulcanized belts only.
- Visual Blade Tension Check: Measure the tension spring and refer to Spring Length Chart on mounting base for the correct length for best cleaning performance.
- Tensioner: SST Spring Tensioner for self-adjusting tensioning with easy retensioning adjustments.
- To make cleaner installation easier and quicker, see Optional Mounting Kits (137).



Optional Mounting Kits

DESCRIPTION	ORDERING NUMBER	ITEM CODE	WT. LBS.
Standard Mounting Bracket Kit *	SSTSMB	76071	34.3
Long Mounting Bracket Kit *	SSTLMB	76072	43.5
Optional Top Angle Kit *	SSTOTA	76073	10.5

*Hardware Included

Lead time: 1 working day

U.S. Patents No. 6,874,616; 6,823,983; 7,093,706

Product Ordering Information

MHS Heavy Duty Secondary Cleaner (MSTensioners)

MHS HD Secondary with V-Tips*

BELT WIDTH		ORDERING NUMBER	ITEM CODE	WT. LBS.
in.	mm			
18	450	MHS-18V-MST	79442	105.1
24	600	MHS-24V-MST	79443	115.1
30	750	MHS-30V-MST	79444	125.0
36	900	MHS-36V-MST	79445	135.5
42	1050	MHS-42V-MST	79446	145.4
48	1200	MHS-48V-MST	79447	155.3
54	1350	MHS-54V-MST	79448	169.4
60	1500	MHS-60V-MST	79449	180.4
72	1800	MHS-72V-MST	79450	201.1

*NOTE: V-Tips can be used ONLY on vulcanized belts.
Lead time: 1 working day



MHS HD Reversing with V-Tips*

BELT WIDTH		ORDERING NUMBER	ITEM CODE	WT. LBS.
in.	mm			
18	450	MHS-18RMV	79624	105.9
24	600	MHS-24RMV	79625	116.2
30	750	MHS-30RMV	79626	126.4
36	900	MHS-36RMV	79627	137.2
42	1050	MHS-42RMV	79628	147.4
48	1200	MHS-48RMV	79629	157.5
54	1350	MHS-54RMV	79630	171.9
60	1500	MHS-60RMV	79631	183.2
72	1800	MHS-72RMV	79632	204.5

*NOTE: V-Tips can be used ONLY on vulcanized belts.
Lead time: 1 working day

Replacement Tips

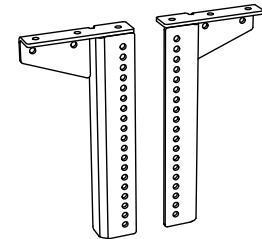
ORDERING NUMBER	ITEM CODE	WT. LBS.
RSA150	73628	1.3

Lead time: 1 working day

Optional MST Drop Brackets (2)

ORDERING NUMBER	ITEM CODE	WT. LBS.
MSTDB	79434	27.7

Lead time: 1 working day



Tips Required Per Cleaner Size

in.	18	24	30	36	42	48	54	60	72
mm	450	600	750	900	1050	1200	1350	1500	1800
C-Tips or V-Tips Required	3	4	5	6	7	8	9	10	12

Product Notes:

- Heavy-duty design to deliver maximum cleaning efficiency on the most demanding, abusive beltlines.
- Pole Length: Belt width plus 54" (1350mm). For longer requirements, see Mineline Installation Accessories – Pole Extender Kit (137).
- Patented PowerFlex™ cushion design to maintain continuous blade-to-belt contact and quick relief from passing mechanical splices.
- V-Tips are for vulcanized belts only.
- Visual Blade Tension Check: Measure the tension spring and refer to Spring Length Chart on mounting base for the correct length for best cleaning performance.
- Tensioner: MST Spring Tensioner for self-adjusting tensioning with easy retensioning adjustments.
- To make cleaner installation easier and quicker, see Optional Mounting Kits (137).

U.S. Patents No. 6,874,616; 6,823,983; 7,093,706

Product Ordering Information

MHS Reversing Heavy Duty Secondary Cleaner

MHS HD Reversing Secondary with C-Tips

BELT WIDTH		ORDERING NUMBER	ITEM CODE	WT. LBS.
in.	mm			
24	600	MHS-24R	76613	128.2
30	750	MHS-30R	76614	134.0
36	900	MHS-36R	76615	145.4
42	1050	MHS-42R	76616	156.7
48	1200	MHS-48R	76617	168.1
54	1350	MHS-54R	76618	179.4
60	1500	MHS-60R	76619	190.8
72	1800	MHS-72R	76620	219.1
84	2100	MHS-84R	76621	247.4
96	2400	MHS-96R	79045	275.7


Lead time: 1 working day

MHS HD Reversing Secondary with V-Tips*

BELT WIDTH		ORDERING NUMBER	ITEM CODE	WT. LBS.
in.	mm			
18	450	MHS-18RV	76646	122.4
24	600	MHS-24RV	76647	128.2
30	750	MHS-30RV	76648	134.0
36	900	MHS-36RV	76649	145.4
42	1050	MHS-42RV	76650	156.7
48	1200	MHS-48RV	76651	168.1
54	1350	MHS-54RV	76652	179.4
60	1500	MHS-60RV	76653	190.8
72	1800	MHS-72RV	76654	219.1
84	2100	MHS-84RV	76805	255.6
96	2400	MHS-96RV	79046	292.1

*NOTE: V-Tips can be used ONLY on vulcanized belts.

Lead time: 1 working day



Replacement Shields

DESCRIPTION	ORDERING NUMBER	ITEM CODE	WT. LBS.
P Stainless Steel Shield	PSSS	74773	0.5
PowerFlex™ Reverse Shield	PFRS	76622	0.4

Lead time: 1 working day

Replacement Tips

ORDERING NUMBER	ITEM CODE	WT. LBS.
ICT6	74535	0.7
RSA150	73628	1.3

Lead time: 1 working day

Product Notes:

- A cleaner for applications where the belt travels in both directions.

MHS HD with SAT2 Tensioner*

BELT WIDTH		ORDERING NUMBER	ITEM CODE	WT. LBS.
in.	mm			
24	600	MHS-24P	78736	102.4
30	750	MHS-30P	78737	107.3
36	900	MHS-36P	78738	116.4
42	1050	MHS-42P	78739	126.8
48	1200	MHS-48P	78740	137.3
54	1350	MHS-54P	78741	147.7
60	1500	MHS-60P**	78742	158.2
72	1800	MHS-72P**	78743	183.9
84	2100	MHS-84P**	78744	209.6
96	2400	MHS-96P**	79047	292.1

*Includes Control Box

**60"-96" models have a 3-piece pole.

Lead time: 1 working day



Product Notes:

- The SAT2 Tensioners automatically adjust the blades to the belt until the blades are worn out.
- Does not include air tank. Select option on 102.

U.S. Patents No. 6,874,616; 6,823,983; 7,093,706

Product Ordering Information

Line Connections for Portable Air Tensioner

Air Tanks

ORDERING NUMBER	ITEM CODE	WT. LBS.
PAT1	78684	13.0
PAT2	78685	13.0



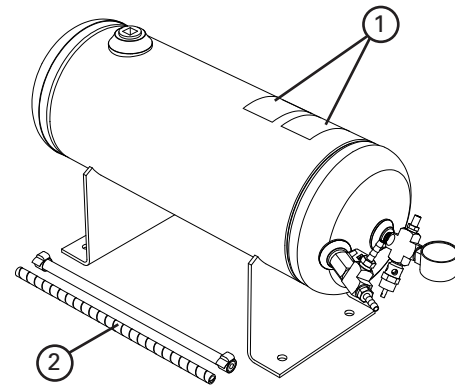
PAT1 (Single)



PAT2 (Dual)

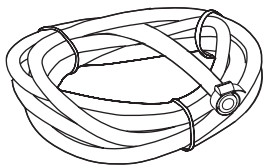
Replacement Parts List

REF	DESCRIPTION	ORDERING NUMBER	ITEM CODE	WT. LBS.
1	Tank Label Kit	PATLK	78791	0.1
2	Tank Hose Kit (incl. 1 ea. 10' hose and 1' poly spiral wrap, 2 hose clamps)	PATHK	78794	1.5



Product Notes:

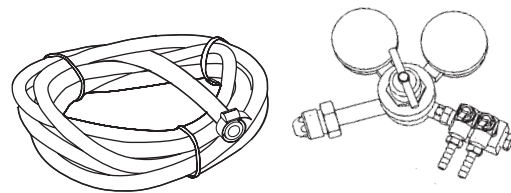
- For use with PAT cleaner assemblies and PAT control box.
- Single for applications with one cleaner, double for applications with two cleaners.
- 150# pop-off valve for safe pressurizing/charging of Air Tank.
- ASME construction.



Air Line Connection for Site-Accessible Air

ORDERING NUMBER	ITEM CODE	WT. LBS.
PATHK*	78794	1.5

* incl. 10' hose, 1' poly spiral wrap, 2 hose clamps



Nitrogen Tank Connection for Site-Provided Nitrogen Tank

ORDERING NUMBER	ITEM CODE	WT. LBS.
PANK*	78799	5.0

* incl. Nitrogen Regulator, 10' hose, 2 hose clamps


Product Ordering Information

Stainless Steel MHS Heavy Duty Secondary Cleaner

SS MHS HD Secondary with C-Tips

BELT WIDTH		ORDERING NUMBER	ITEM CODE
in.	mm		
24	600	MHS-24-S/S	77601
30	750	MHS-30-S/S	77602
36	900	MHS-36-S/S	77603
42	1050	MHS-42-S/S	77604
48	1200	MHS-48-S/S	77605
54	1350	MHS-54-S/S	77606
60	1500	MHS-60-S/S	77607
72	1800	MHS-72-S/S	77608
84	2100	MHS-84-S/S	77609
96	2400	MHS-96-S/S	79048


Lead time: 3 weeks



SS MHS HD Secondary with V-Tips*

BELT WIDTH		ORDERING NUMBER	ITEM CODE
in.	mm		
24	600	MHS-24V-S/S	77610
30	750	MHS-30V-S/S	77611
36	900	MHS-36V-S/S	77612
42	1050	MHS-42V-S/S	77613
48	1200	MHS-48V-S/S	77614
54	1350	MHS-54V-S/S	77615
60	1500	MHS-60V-S/S	77616
72	1800	MHS-72V-S/S	77617
84	2100	MHS-84V-S/S	77618
96	2400	MHS-96V-S/S	79049

*NOTE: V-Tips can be used ONLY on vulcanized belts.
Lead time: 3 weeks




For replacement tips and qty of tips per cleaner, see 99

SS MHS HD Reversing Secondary with C-Tips

BELT WIDTH		ORDERING NUMBER	ITEM CODE
in.	mm		
24	600	MHS-24R-S/S	77640
30	750	MHS-30R-S/S	77641
36	900	MHS-36R-S/S	77642
42	1050	MHS-42R-S/S	77643
48	1200	MHS-48R-S/S	77644
54	1350	MHS-54R-S/S	77645
60	1500	MHS-60R-S/S	77646
72	1800	MHS-72R-S/S	77647
84	2100	MHS-84R-S/S	77648
96	2400	MHS-96R-S/S	79050

Lead time: 3 weeks



SS MHS HD Reversing Secondary with V-Tips*

BELT WIDTH		ORDERING NUMBER	ITEM CODE
in.	mm		
24	600	MHS-24RV-S/S	77649
30	750	MHS-30RV-S/S	77650
36	900	MHS-36RV-S/S	77651
42	1050	MHS-42RV-S/S	77652
48	1200	MHS-48RV-S/S	77653
54	1350	MHS-54RV-S/S	77654
60	1500	MHS-60RV-S/S	77655
72	1800	MHS-72RV-S/S	77656
84	2100	MHS-84RV-S/S	77657
96	2400	MHS-96RV-S/S	79051

*NOTE: V-Tips can be used ONLY on vulcanized belts.
Lead time: 3 weeks



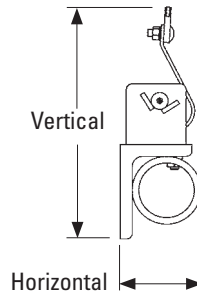
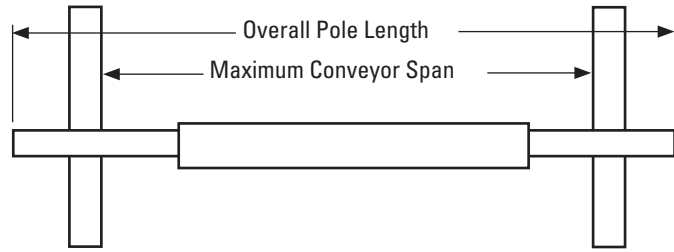
U.S. Patents No. 6,874,616; 6,823,983; 7,093,706

Specifications & Guidelines

Pole Length Specifications*

CLEANER SIZE		BLADE WIDTH		POLE LENGTH		MAXIMUM CONVEYOR SPAN	
in.	mm	in.	mm	in.	mm	in.	mm
18	450	18	450	72	1800	62	1550
24	600	24	600	78	1950	68	1700
30	750	30	750	84	2100	74	1850
36	900	36	900	90	2250	80	2000
42	1050	42	1050	96	2400	86	2150
48	1200	48	1200	102	2550	92	2300
54	1350	54	1350	108	2700	98	2450
60	1500	60	1500	114	2850	104	2600
72	1800	72	1800	126	3150	116	2900
84	2100	84	2100	138	3450	128	3200
96	2400	96	2400	150	3750	140	3500

*For special extra long pole length requirements a Pole Extender Kit (#76024) is available that provides 30" (750mm) of extended pole length. (Page 137). Pole Diameter – 2-7/8" (73mm)



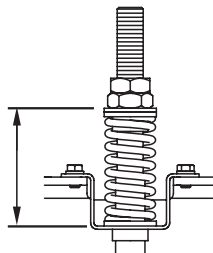
Clearance Guidelines for Installation

HORIZONTAL CLEARANCE REQUIRED		VERTICAL CLEARANCE REQUIRED	
in.	mm	in.	mm
4	100	10	245

SST Tensioner Spring Length Chart

Blade Width		White Spring		Silver Spring		Black Spring		Gold Spring	
in.	mm	in.	mm	in.	mm	in.	mm	in.	mm
18	450	3 3/8	86	4	102	N/A	N/A	N/A	N/A
24	600	3 1/8	79	3 7/8	98	N/A	N/A	N/A	N/A
30	750	2 7/8	73	3 3/4	95	N/A	N/A	N/A	N/A
36	900	N/A	N/A	3 3/4	95	3 7/8	98	N/A	N/A
42	1050	N/A	N/A	3 5/8	92	3 3/4	95	N/A	N/A
48	1200	N/A	N/A	3 1/2	89	3 5/8	92	N/A	N/A
54	1350	N/A	N/A	3 3/8	86	3 5/8	92	3 3/4	95
60	1500	N/A	N/A	3 1/4	83	3 1/2	89	3 3/4	95
72	1800	N/A	N/A	N/A	N/A	3 3/8	86	3 5/8	92
84	2100	N/A	N/A	N/A	N/A	3 1/8	79	3 1/2	89
96	2400	N/A	N/A	N/A	N/A	N/A	N/A	3 1/2	89
108	2700	N/A	N/A	N/A	N/A	N/A	N/A	3 3/8	86
120	3000	N/A	N/A	N/A	N/A	N/A	N/A	3 3/8	86

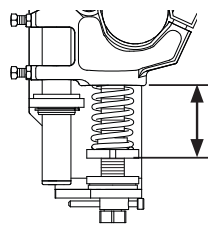
Shading indicates preferred spring option. Measure spring as shown below.



MST Tensioner Spring Length Chart

Blade Width		2 White Springs		2 Silver Springs		2 Black Springs	
in.	mm	in.	mm	in.	mm	in.	mm
18	450	2 7/8	73	3 3/8	86	3 1/2	89
24	600	2 5/8	67	3 3/8	86	3 3/8	86
30	750	2 3/8	60	3 1/4	83	3 3/8	86
36	900	2 1/8	54	3 1/8	79	3 1/4	83
42	1050	1 7/8	48	3	76	3 1/8	79
48	1200	N/A	N/A	2 7/8	73	3 1/8	79
54	1350	N/A	N/A	2 7/8	73	3	76
60	1500	N/A	N/A	2 3/4	70	2 7/8	73
72	1800	N/A	N/A	2 1/2	64	2 3/4	70

Shading indicates preferred spring option. Measure spring as shown below.



SAT2 Tensioner Pressure Chart

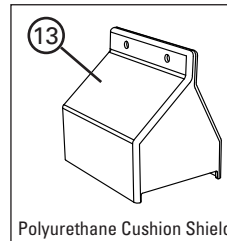
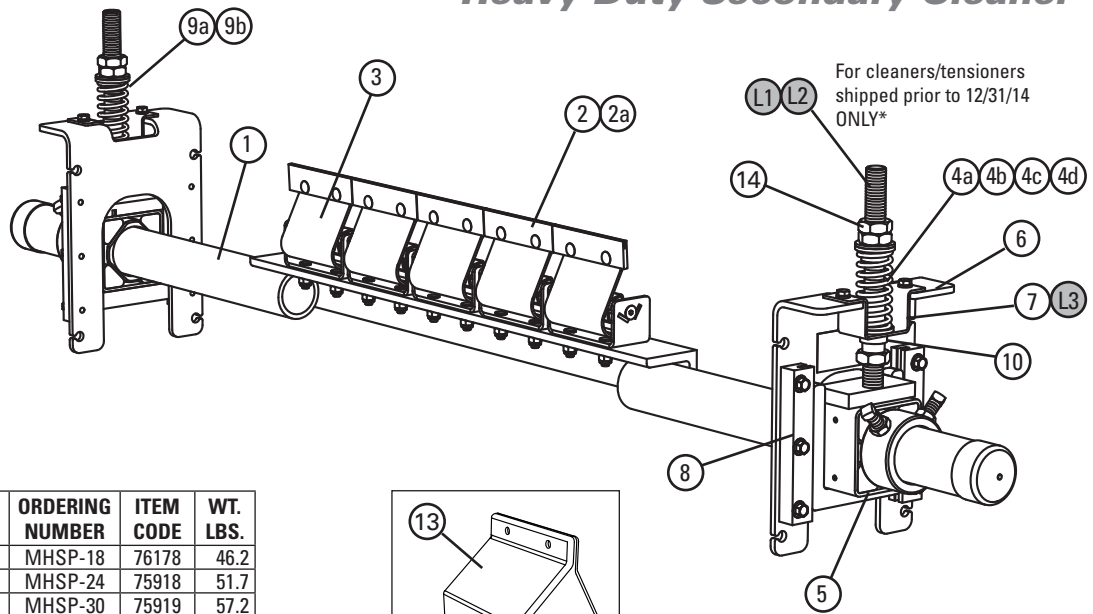
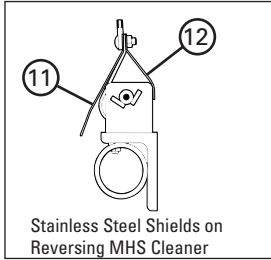
Blade Width		Blades	Pressure	
in.	mm		psi	kPa
18	450	3	15#	103
24	600	4	19#	131
30	750	5	23#	159
36	900	6	27#	186
42	1050	7	31#	214
48	1200	8	35#	241
54	1350	9	39#	269
60	1500	10	43#	296
72	1800	12	51#	352
84	2100	14	59#	407
96	2400	16	67#	462

Specifications

- Maximum Belt Speed SST/SAT2 Tensioner - 1200 FPM (6M/sec)
- Maximum Belt Speed MST Tensioner - 1000 FPM (5M/sec)
- Temperature Rating -30°F to 180°F (-35°C to 82°C)
- Usable Blade Wear Length 3/8" (9mm)
- Blade Materials C-Tip: Impact Resistant Tungsten Carbide (works with mechanical fasteners)
V-Tip: Long Life Tungsten Carbide (for vulcanized belts only)
- Available for Belt Widths SST/SAT2 Tensioners – 18" to 96" (450 to 2400 mm). Other sizes available upon request.
- Available for Belt Widths MST Tensioners – 18" to 72" (450 to 1800mm). Other sizes available upon request.
- CEMA Cleaner Rating Class 5

U.S. Patents No. 6,874,616; 6,823,983; 7,093,706

Replacement Parts List



Replacement Parts

REF	DESCRIPTION	ORDERING NUMBER	ITEM CODE	WT. LBS.
1	18" (450mm) Pole	MHSP-18	76178	46.2
	24" (600mm) Pole	MHSP-24	75918	51.7
	30" (750mm) Pole	MHSP-30	75919	57.2
	36" (900mm) Pole	MHSP-36	75920	62.8
	42" (1050mm) Pole	MHSP-42	75921	68.3
	48" (1200mm) Pole	MHSP-48	75922	73.9
	54" (1350mm) Pole	MHSP-54	75923	79.4
	60" (1500mm) Pole	MHSP-60	75924	85.0
	72" (1800mm) Pole	MHSP-72	75925	96.1
	84" (2100mm) Pole	MHSP-84	76814	112.1
96" (2400mm) Pole	MHSP-96	79052	128.1	
2	C-Tip*	ICT6	74535	0.7
2a	V-Tip* (for vulcanized belts only)	RSA150	73628	1.3
3	PowerFlex™ Cushion* (complete)	PFC	75927	4.2
3a	PowerFlex Cushion* SS (complete)	PFC-SS	76560	4.2
4a	Tension Spring - White (1 ea.) for belts 18" - 30" (450-750mm)	STS-W	75846	0.5
4b	Tension Spring - Silver (1 ea.) for belts 36" - 48" (900-1200mm)	STS-S	75843	0.8
4c	Tension Spring - Black (1 ea.) for belts 54" - 84" (1350-2100mm)	STS-B	75844	1.0
4d	Tension Spring - Gold (1 ea.) for belts 96" (2400mm)	STS-G	78142	1.3
5	HD Torsion Pole Mount* (1 ea.) (includes HD adjusting rod, nuts & sleeve) (See 9 & 9a for bushings)	SSTHDPM	77868	15.0
6	HD Mounting Base Kit* (includes 1 mounting base, 2 slide guides, top hat bracket & bottom bushing)	SSTHDMK	77870	10.2
7	SST Hat Bracket (pair)	SSTHB	79582	3.5
8	Slide Guide Kit* (incl. 2 slide guides)	STGK2	77867	1.1
9a	SST Bushing Kit - White/Silver (includes 2 bushings)	SSTBK-W	76636	0.1
9b	SST Bushing Kit - Black/Gold (includes 2 bushings)	SSTBK-B	76637	0.1
10	SST Lower Bushing Kit (pair)	SSTLBK	79493	0.1
11	P Stainless Steel Shield	PSSS	74773	0.5
12	PowerFlex™ Reverse Shield	PFRS	76622	0.4
13	Polyurethane Cushion Shield	UPFCC	79320	0.3
14	Jam Nut Kit SST	JNK-C	79893	0.3

*Hardware Included

Lead time: 1 working day

Legacy Replacement Parts for Tensioners shipped prior to Dec. 31, 2014*

L1	Adjusting Rod Kit (includes 1 rod, 2 nuts, 1 bushing, 1 washer) for belts 24"-60" (600-1500mm)	STAK	75847	2.9
L2	HD Adjusting Rod Kit (includes 1 rod, 2 nuts, 1 HD bushing, 1 washer) for belts 72"-96" (1800-2400mm)	STAKHD	75892	3.0
L3	Legacy SST Hat Channel Kit	SSTHK	79070	1.5
L4	SAT2 Adjusting Rod Kit (2 ea.)	SAT2AK	78733	5.0
-	SST Tensioner Bushing Update Kit (includes 2 lower bushings, 2 sleeves, 2 nuts)	SST-BUK	76943	0.3

Replacement Parts

REF	DESCRIPTION	ORDERING NUMBER	ITEM CODE	WT. LBS.
-	HD Spring Tensioner* - White (includes 2 each items 4a, 5, 6, & 9a) for belts 18" - 30" (450-750mm)	SST2HD-W	77879	60.6
-	HD Spring Tensioner* - Silver (includes 2 each items 4b, 5, 6, & 9a) for belts 36" - 48" (900-1200mm)	SST2HD-S	77880	61.4
-	HD Spring Tensioner* - Black (includes 2 each items 4c, 5, 6, & 9b) for belts 54" - 84" (1350-2100mm)	SST2HD-B	77881	62.0
-	HD Spring Tensioner* - Gold (includes 2 each items 4d, 5, 6, & 9b) for belts 96" (2400mm)	SST2HD-G	79041	62.6

Spring Tensioner Selection Chart

CLEANER SIZE	77879 SST2HD-W	77880 SST2HD-S	77881 SST2HD-B	79041 SST2HD-G
MHS 18" - 30" (450 - 750mm)	X			
MHS 36" - 48" (900 - 1200mm)		X		
MHS 54" - 84" (1350 - 2100mm)			X	
MHS 96" (2400mm)				X

*Verify if legacy parts are needed by looking at threaded rod. If it has standard threads, use legacy parts. If it has flat/acme threads, choose from regular replacement parts.



Standard thread profile

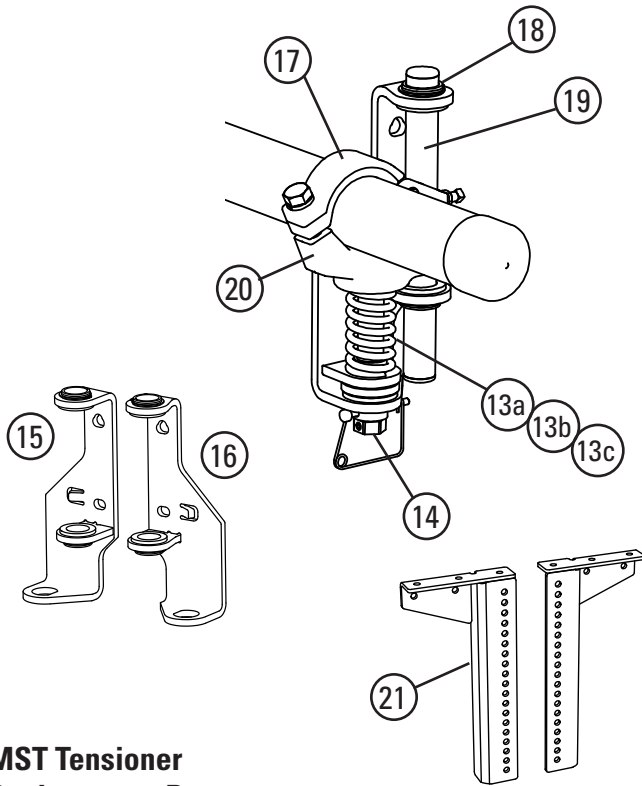


Acme/trapezoidal thread profile

U.S. Patents No. 6,874,616;
6,823,983; 7,093,706

Replacement Parts List

MHS
Optional MST and SAT2 Tensioners



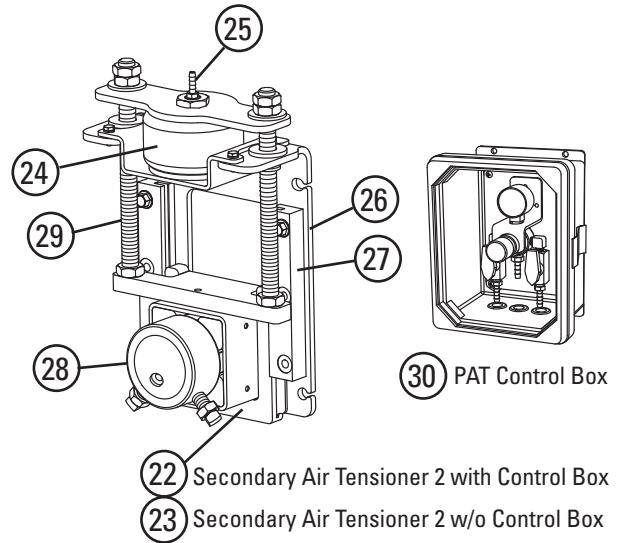
MST Tensioner Replacement Parts

REF	DESCRIPTION	ORDERING NUMBER	ITEM CODE	WT. LBS.
13a	Tension Spring - White (1 ea.) for belts 18" - 30" (450-750mm)	STS-W	75846	0.5
13b	Tension Spring - Silver (1 ea.) for belts 36" - 54" (900-1350mm)	STS-S	75843	0.8
13c	Tension Spring - Black (1 ea.) for belts 60" - 72" (1500-1800mm)	STS-B	75844	1.0
14	MST Adjusting Mechanism	MSTAM	79435	2.8
15	MST Mounting Bracket LH (incl. bushings)	MST-MBL	79436	5.7
16	MST Mounting Bracket RH (incl. bushings)	MST-MBR	79437	5.7
17	MST HD Clamp*	MSTCHD	79439	2.5
18	MST Bushing Kit (incl. 4 bushings)	MSTBK	79440	.2
19	MST Guide Pole	MSTGT	79441	1.5
20	MST HD Pole Mount*	MSTPMHD	79451	7.3
21	MST Drop Brackets (2)	MSTDB	79434	27.7
-	MST HD Tensioner w/White Spring* (incl. 1 ea. items 15,16,18; 2 ea. items 13a,14,17,19,20)	MSTHD-W	79431	36.8
-	MST HD Tensioner w/Silver Spring* (incl. 1 ea. items 15,16,18; 2 ea. items 13b,14,17,19,20)	MSTHD-S	79432	37.5
-	MST HD Tensioner w/Black Spring* (incl. 1 ea. items 15,16,18; 2 ea. items 13c,14,17,19,20)	MSTHD-B	79433	38.1

*Hardware included
Lead time: 1 working day

MST Spring Tensioner Selection Chart

CLEANER SIZE	79431 MSTHD-W	79432 MSTHD-S	79433 MSTHD-B
MHS 18" - 30" (450 - 750mm)	X		
MHS 36" - 54" (900 - 1350mm)		X	
MHS 60" - 72" (1500 - 1800mm)			X



SAT2 (Secondary Air Tensioner 2) Replacement Parts

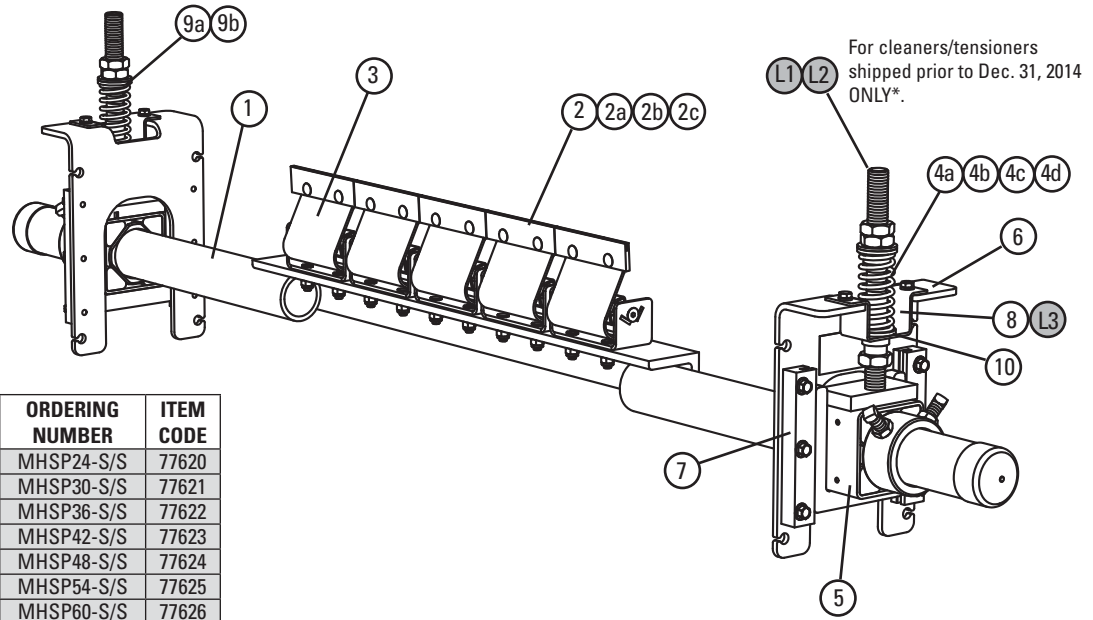
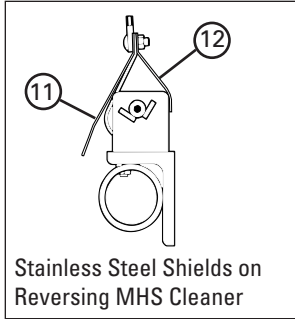
REF	DESCRIPTION	ORDERING NUMBER	ITEM CODE	WT. LBS.
22	SAT2 w/PAT Control Box	SAT2PAT	78735	43.5
23	SAT2 w/o Control Box	SAT2NCB	78703	41.0
24	SAT Air/Water Bag Kit (1 ea.)	SATB	76083	5.1
25	SAT 1/8" Hose Barb Kit (2 ea.)	SATHB	76084	0.1
26	SAT2 Mounting Base Kit (2 ea.)	SAT2MK	78704	11.6
27	ST Slide Guide Kit (1 ea.)	STGK2	77867	1.1
28	SAT2 Torsion Pole Mount (2 ea.) (incl. threaded rods and nuts)	SAT2PM	78732	11.1
29	SAT2 Adjusting Rod Kit	SAT2AK	78733	5.0
30	PAT Control Box 100psi	PACB100	79656	11.0

Lead time: 1 working day

U.S. Patents No. 6,874,616; 6,823,983; 7,093,706

Replacement Parts List

Stainless Steel MHS Heavy Duty Secondary Cleaner



For cleaners/tensioners shipped prior to Dec. 31, 2014 ONLY*.

Replacement Parts

REF	DESCRIPTION	ORDERING NUMBER	ITEM CODE
1	24" (600mm) SS Pole	MHSP24-S/S	77620
	30" (750mm) SS Pole	MHSP30-S/S	77621
	36" (900mm) SS Pole	MHSP36-S/S	77622
	42" (1050mm) SS Pole	MHSP42-S/S	77623
	48" (1200mm) SS Pole	MHSP48-S/S	77624
	54" (1350mm) SS Pole	MHSP54-S/S	77625
	60" (1500mm) SS Pole	MHSP60-S/S	77626
	72" (1800mm) SS Pole	MHSP72-S/S	77627
	84" (2100mm) SS Pole	MHSP84-S/S	77628
96" (2400mm) SS Pole	MHSP96-S/S	79053	
2	C-Tip*	ICT6	74535
2a	SS C-Tip	ICT6-S/S	78700
2b	V-Tip* (for vulcanized belts only)	RSA150	73628
2c	S/S V-Tip* (for vulcanized belts only)	RVT6-S/S	76205
3	PowerFlex Cushion* (complete)	PFC-SS	76560
4a	Tension Spring - White (1 ea.) for belts 18" - 30" (450-750mm)	STS-W-S/S	77630
4b	Tension Spring - Silver (1 ea.) for belts 36" - 48" (900-1200mm)	STS-S-S/S	77631
4c	Tension Spring - Black (1 ea.) for belts 54" - 84" (1350-2100mm)	STS-B-S/S	77632
4d	Tension Spring - Gold (1 ea.) for belts 96" (2400)	STS-G-S/S	79057
5	SS HD Torsion Mounting Kit* (1 ea.) (includes adjusting rod, 3 nuts, & sleeve) (See 9 & 9a for bushings)	STHDPM2-S/S	77633
6	SS Mounting Base Kit* (includes 1 mounting base, 2 slide guides, top hat bracket & bottom bushing)	STHDMK2-S/S	77634
7	SS Base Mounting Kit* (includes 2 slide guides)	STGK2-S/S	77635
8	SST Hat Bracket S/S (pair)	SSTHB-S/S	79586
9a	SST Bushing Kit - White/Silver (includes 2 bushings)	SSTBK-W	76636
9b	SST Bushing Kit - Black/Gold (includes 2 bushings)	SSTBK-B	76637
10	SST Lower Bushing Kit (pair)	SSTLBK	79493
11	P Stainless Steel Shield	PSSS	74773
12	PowerFlex™ Reverse Shield	PFRS	76622
-	SS Spring Tensioner* - White (includes 2 each items 4a, 5, 6 & 9a) for belts 18" - 30" (450-750mm)	SST2HD-W-S/S	77637
-	SS Spring Tensioner* - Silver (includes 2 each items 4b, 5, 6 & 9a) for belts 36" - 48" (900-1200mm)	SST2HD-S-S/S	77638
-	SS Spring Tensioner* - Black (includes 2 each items 4c, 5, 6 & 9b) for belts 54" - 84" (1350-2100mm)	SST2HD-B-S/S	77639
-	SS Spring Tensioner* - Gold (includes 2 each items 4d, 5, 6 & 9b) for belts 96" (2400mm)	SST2HD-G-S/S	79042

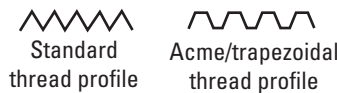
*Hardware Included
Lead time: 1 working day

Shaded items are made to order.
Lead time: 3 weeks

Legacy Replacement Parts for Tensioners shipped prior to Dec. 31, 2014*

REF	DESCRIPTION	ORDERING NUMBER	ITEM CODE
L1	Adjusting Rod Kit* (includes 1 rod, 2 nuts, 1 bushing, 1 washer) for belts 18" - 60" (450-1500mm)	STAK	75847
L2	HD Adjusting Rod Kit* (includes 1 rod, 2 nuts, 1 HD bushing, 1 washer) for belts 72" - 96" (1800-2400mm)	STAKHD	75892
L3	SST Hat Channel Kit S/S	SSTHK-S/S	79071
-	SS Bushing Update Kit (includes 2 ea. lower bushings, sleeves, nuts)	SST-BUK-S/S	77636

*Verify if legacy parts are needed by looking at threaded rod. If it has standard threads, use legacy parts. If it has flat/acme threads, choose from regular replacement parts.



Spring Tensioner Selection Chart

CLEANER SIZE	77637 SSTDH-W-S/S	77638 SSTDH-S-S/S	77639 SSTDH-B-S/S	79042 SSTDH-G-S/S
MHS S/S 18" - 30" (450 - 750mm)	X			
MHS S/S 36" - 48" (900 - 1200mm)		X		
MHS S/S 54" - 84" (1350 - 2100mm)			X	
MHS S/S 96" (2400mm)				X

U.S. Patents No. 6,874,616; 6,823,983; 7,093,706

Product Ordering Information


P-Type® ESAC Secondary Cleaner with Enhanced Service Advantage Cartridge

P-Type ESAC Secondary with C-Tips


CLEANER COMPLETE				
BELT WIDTH		ORDERING NUMBER	ITEM CODE	WT. LBS.
in.	mm			
24	600	PC24-ESAC	77955	137.4
30	750	PC30-ESAC	77956	150.8
36	900	PC36-ESAC	77957	164.0
42	1050	PC42-ESAC	77958	177.3
48	1200	PC48-ESAC	77959	190.5
54	1350	PC54-ESAC	77960	203.9
60	1500	PC60-ESAC	77961	217.2
72	1800	PC72-ESAC	77962	243.8
60	1500	PC60-2ESAC	77963	303.7
72	1800	PC72-2ESAC	77964	330.8
84	2100	PC84-2ESAC	77965	358.2
96	2400	PC96-2ESAC	77966	385.2
120	3000	PC120-2ESAC	77967	443.8

Lead time: 1 working day

Shaded items are made to order.
Lead time: 15 working days



P-Type ESAC Single Cartridge



P-Type 2ESAC Dual Cartridge

P-Type ESAC Secondary with V-Tips*

CLEANER COMPLETE				
BELT WIDTH		ORDERING NUMBER	ITEM CODE	WT. LBS.
in.	mm			
24	600	PV24-ESAC	77981	137.4
30	750	PV30-ESAC	77982	150.8
36	900	PV36-ESAC	77983	164.0
42	1050	PV42-ESAC	77984	177.3
48	1200	PV48-ESAC	77985	190.5
54	1350	PV54-ESAC	77986	203.9
60	1500	PV60-ESAC	77987	217.2
72	1800	PV72-ESAC	77988	243.8
60	1500	PV60-2ESAC	77989	303.7
72	1800	PV72-2ESAC	77990	330.8
84	2100	PV84-2ESAC	77991	358.2
96	2400	PV96-2ESAC	77992	385.2
120	3000	PV120-2ESAC	77993	443.8

*NOTE: V-Tips can be used ONLY on vulcanized belts.
Lead time: 1 working day

Shaded items are made to order.
Lead time: 15 working days

Replacement Tips

ORDERING NUMBER	ITEM CODE	WT. LBS.
ICT6	74535	0.7
PSA150	73156	1.0

Lead time: 1 working day

Tips Required Per Cleaner Size

in.	24	30	36	42	48	54	60	72	84	96	120
mm	600	750	900	1050	1200	1350	1500	1800	2100	2400	3000
C-Tips or V-Tips Required	4	5	6	7	8	9	10	12	14	16	20

Product Notes:

- Patented Enhanced Service Advantage Cartridge™ allows for easy removal in even the dirtiest conditions.
- Pole Length: Belt width plus 54" (1350mm) (single cartridge cleaners); Belt width plus 60" (1500mm) (dual cartridge cleaners).
- Tips are set at a non-aggressive 70° angle to give quick relief for passing mechanical splices.
- C-Tips are for mechanically fastened or vulcanized belts. V-Tips are for vulcanized belts only.
- Tensioner mounting brackets included for fast and easy installation.
- Cartridge Removal Kit included for easy removal of the cartridge.

U.S. Patents No. 7,987,966; 8,757,360; 8,312,986; 8,640,856; 9,090,405; 9,085,419

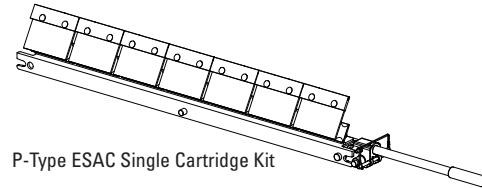
Product Ordering Information

P-Type® ESAC
Secondary Cleaner
 Replacement Cartridge Kits

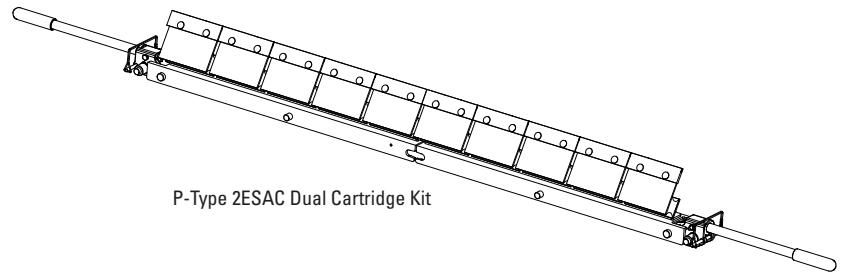
P-Type ESAC Cartridge Kits with C-Tips

BELT WIDTH		ORDERING NUMBER	ITEM CODE	WT. LBS.
in.	mm			
24	600	P-CARK-C24/600	78072	25.2
30	750	P-CARK-C30/750	78073	30.0
36	900	P-CARK-C36/900	78074	34.7
42	1050	P-CARK-C42/1050	78075	39.5
48	1200	P-CARK-C48/1200	78076	44.1
54	1350	P-CARK-C54/1350	78077	48.9
60	1500	P-CARK-C60/1500	78078	53.7
72	1800	P-CARK-C72/1800	78079	63.2
60	1500	P-CARK2-C60/1500	78088	87.5
72	1800	P-CARK2-C72/1800	78089	102.2
84	2100	P-CARK2-C84/2100	78090	117.3
96	2400	P-CARK2-C96/2400	78091	132.1
120	3000	P-CARK2-C120/3000	78092	162.3

Lead time: 1 working day



P-Type ESAC Single Cartridge Kit



P-Type 2ESAC Dual Cartridge Kit

P-Type ESAC Cartridge Kits with V-Tips*

BELT WIDTH		ORDERING NUMBER	ITEM CODE	WT. LBS.
in.	mm			
24	600	P-CARK-V24/600	78080	25.2
30	750	P-CARK-V30/750	78081	30.0
36	900	P-CARK-V36/900	78082	34.7
42	1050	P-CARK-V42/1050	78083	39.5
48	1200	P-CARK-V48/1200	78084	44.1
54	1350	P-CARK-V54/1350	78085	48.9
60	1500	P-CARK-V60/1500	78086	53.7
72	1800	P-CARK-V72/1800	78087	63.2
60	1500	P-CARK2-V60/1500	78093	87.5
72	1800	P-CARK2-V72/1800	78094	102.2
84	2100	P-CARK2-V84/2100	78095	117.3
96	2400	P-CARK2-V96/2400	78096	132.1
120	3000	P-CARK2-V120/3000	78097	162.3

*NOTE: V-Tips can be used ONLY on vulcanized belts.

Lead time: 1 working day

Shaded items are made to order.
 Lead time: 15 working days

U.S. Patents No. 7,987,966; 8,757,360; 8,312,986; 8,640,856; 9,090,405; 9,085,419

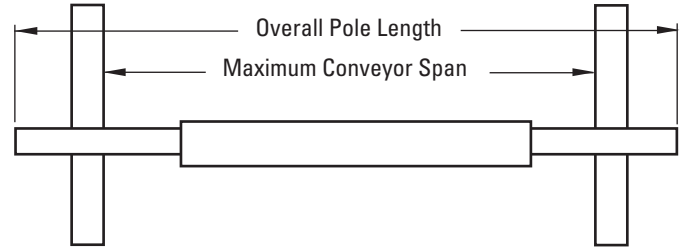
Specifications & Guidelines

P-Type® ESAC Secondary Cleaner with Enhanced Service Advantage Cartridge

Pole Length Specifications*

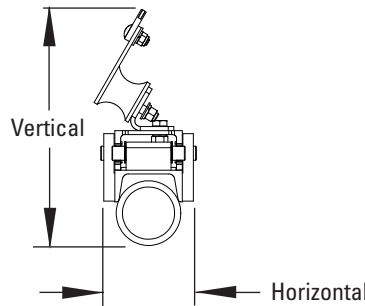
VERSION	CLEANER SIZE		BLADE WIDTH		POLE LENGTH		MAXIMUM CONVEYOR SPAN	
	in.	mm	in.	mm	in.	mm	in.	mm
Single	24	600	24	600	78	1950	66	1650
	30	750	30	750	84	2100	72	1800
	36	900	36	900	90	2250	78	1950
	42	1050	42	1050	96	2400	84	2100
	48	1200	48	1200	102	2550	90	2250
	54	1350	54	1350	108	2700	96	2400
	60	1500	60	1500	114	2850	102	2550
	72	1800	72	1800	126	3150	114	2850
Dual	60	1500	60	1500	120	3000	108	2700
	72	1800	72	1800	132	3300	120	3000
	84	2100	84	2100	144	3600	132	3300
	96	2400	96	2400	156	3900	144	3600
	120	3000	120	3000	180	4500	168	4200

*For special extra long pole length requirements a Pole Extender Kit (#76024) is available that provides 30" (750mm) of extended pole length (137). Pole Diameter - 2-7/8" (73mm)



Clearance Guidelines for Installation

VERSION	HORIZONTAL CLEARANCE REQUIRED		VERTICAL CLEARANCE REQUIRED	
	in.	mm	in.	mm
Single	4-1/2	114	10-1/2	267
Dual	4-1/2	114	12-1/4	311



Aluminum Content

ALUMINUM ALLOY TYPE	PERCENT	
	Mg Magnesium	Ti Titanium
6061	1.0%	0.0%

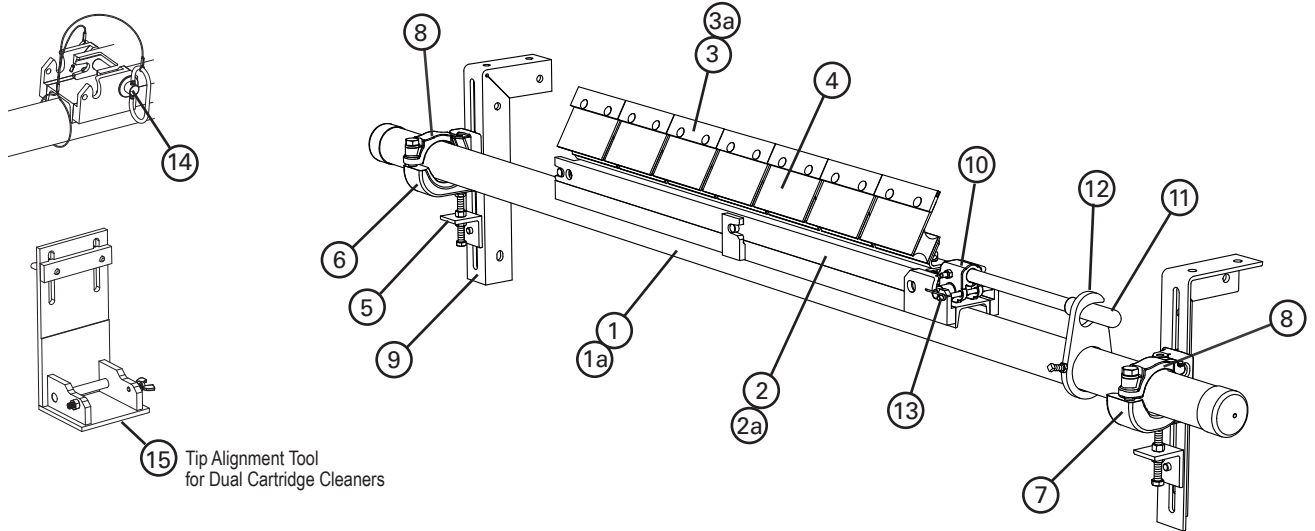
Specifications:

- Maximum Belt Speed 1000 FPM (5M/sec)
- Temperature Rating -30°F to 180°F (-35°C to 82°C)
- Usable Blade Wear Length..... 3/8" (9mm)
- Blade Materials C-Tip: Impact Resistant Tungsten Carbide (works with mechanical fasteners)
V-Tip: Long Life Tungsten Carbide (for vulcanized belts only)
- Available for Belt Widths 24" to 120" (600 to 3000 mm). Other sizes available upon request.
- CEMA Cleaner Rating Class 4

U.S. Patents No. 7,987,966; 8,757,360; 8,312,986; 8,640,856; 9,090,405; 9,085,419

Replacement Parts List

P-Type® ESAC
Secondary Cleaner
with Enhanced Service Advantage Cartridge



Replacement Parts

REF	DESCRIPTION	ORDERING NUMBER	ITEM CODE	WT. LBS.
1	ESAC Cartridge Pole 24"	SACPL-24/600	77887	65.4
	ESAC Cartridge Pole 30"	SACPL-30/750	77888	71.2
	ESAC Cartridge Pole 36"	SACPL-36/900	77889	77.1
	ESAC Cartridge Pole 42"	SACPL-42/1050	77890	82.9
	ESAC Cartridge Pole 48"	SACPL-48/1200	77891	88.8
	ESAC Cartridge Pole 54"	SACPL-54/1350	77892	94.6
	ESAC Cartridge Pole 60"	SACPL-60/1500	77893	100.5
	ESAC Cartridge Pole 72"	SACPL-72/1800	77894	112.2
	ESAC Cartridge Center Pole 60" (Dual)	SACPL2-60/1500	77895	77.3
	ESAC Cartridge Center Pole 72" (Dual)	SACPL2-72/1800	77896	89.5
	ESAC Cartridge Center Pole 84" (Dual)	SACPL2-84/2100	77897	101.8
	ESAC Cartridge Center Pole 96" (Dual)	SACPL2-96/2400	77898	114.1
	ESAC Cartridge Center Pole 120" (Dual)	SACPL2-120/3000	77899	142.3
	1a	Extender Pole (for use with Dual Cartridge Center Pole)	MHP-EP	76392
2	ESAC Cartridge 24"	CART-24/600	77900	3.5
	ESAC Cartridge 30"	CART-30/750	77901	4.3
	ESAC Cartridge 36"	CART-36/900	77902	5.1
	ESAC Cartridge 42"	CART-42/1050	77903	5.9
	ESAC Cartridge 48"	CART-48/1200	77904	6.7
	ESAC Cartridge 54"	CART-54/1350	77905	7.4
	ESAC Cartridge 60"	CART-60/1500	77906	8.4
	ESAC Cartridge 72"	CART-72/1800	77907	10.0
	ESAC Cartridge 60" (Dual)	CART2-60/1500	77908	8.6
	ESAC Cartridge 72" (Dual)	CART2-72/1800	77909	10.2
	ESAC Cartridge 84" (Dual)	CART2-84/2100	77910	11.7
	ESAC Cartridge 96" (Dual)	CART2-96/2400	77911	13.3
	ESAC Cartridge 120" (Dual)	CART2-120/3000	77912	16.8
	2a	ESAC Cartridge P-Type Adapter Plate 24"	PCAP-24/600	77913
ESAC Cartridge P-Type Adapter Plate 30" §		PCAP-30/750	77914	6.1
ESAC Cartridge P-Type Adapter Plate 36" §		PCAP-36/900	77915	7.2
ESAC Cartridge P-Type Adapter Plate 42" §		PCAP-42/1050	77916	8.6
ESAC Cartridge P-Type Adapter Plate 48" §		PCAP-48/1200	77917	9.8
ESAC Cartridge P-Type Adapter Plate 54"		PCAP-54/1350	77918	11.1
ESAC Cartridge P-Type Adapter Plate 60" §		PCAP-60/1500	77919	12.3
ESAC Cartridge P-Type Adapter Plate 72"	PCAP-72/1800	77920	14.8	

REF	DESCRIPTION	ORDERING NUMBER	ITEM CODE	WT. LBS.
3	C-Tip*	ICT6	74535	0.7
3a	P V-Tip* (for vulcanized belts only)	PSA150	73156	1.0
4	P2 C-Tip Cushion*	PHA	73626	2.0
5	Adjusting Bracket Kit* (1 ea.)	PAB	75513	1.5
6	HD Pole Clamp Kit Left* (1 ea.) (incl. item 8)	CCKHDL	79225	8.7
7	HD Pole Clamp Kit Right* (1 ea.) (incl. item 8)	CCKHDR	79229	8.7
8	HD Cradle Clamp Top Strap (1 ea.) for use with L or R HD Pole Clamp Kit	CCKHDT	79233	1.7
9	Mounting Bracket Kit (1 Right and 1 Left)	EZS2MBK	75666	13.0
-	HD Cradle Clamp Mounting Kit* (incl. 2 items 5; 1 ea. items 6, 7 & 9)	CCMKHD	78920	36.7
10	ESAC Removal Knuckle	SACRKN	77882	3.2
11	ESAC Removal Handle	SACRH	77883	3.0
12	ESAC Handle Lock Plate	SACRHL	77884	1.7
13	Knuckle Retainer Pin	SACKRP	77885	0.2
14	SAC Hitch Pin	SACHP2	77768	0.9
-	ESAC Removal Kit (includes 1 ea. items 10-14)	SACRKT	77886	9.0
15	ESAC Cartridge Tip Alignment Tool (Dual)	SAC2-TIP-TL	77866	2.5

*Hardware Included
 Lead Time: 1 working day

Shaded items are made to order.
 Lead time: 15 working days

U.S. Patents No. 7,987,966; 8,757,360; 8,312,986; 8,640,856; 9,090,405; 9,085,419

Product Ordering Information

R-Type® ESAC Secondary Cleaner *with Enhanced Service Advantage Cartridge*


R-Type ESAC Secondary with C-Tips

CLEANER COMPLETE				
BELT WIDTH		ORDERING NUMBER	ITEM CODE	WT. LBS.
in.	mm			
24	600	RC24-ESAC	77968	133.7
30	750	RC30-ESAC	77969	146.0
36	900	RC36-ESAC	77970	158.4
42	1050	RC42-ESAC	77971	170.7
48	1200	RC48-ESAC	77972	183.0
54	1350	RC54-ESAC	77973	195.3
60	1500	RC60-ESAC	77974	207.8
72	1800	RC72-ESAC	77975	232.4
60	1500	RC60-2ESAC	77976	237.0
72	1800	RC72-2ESAC	77977	259.4
84	2100	RC84-2ESAC	77978	281.8
96	2400	RC96-2ESAC	77979	304.2
120	3000	RC120-2ESAC	77980	354.0

Lead time: 1 working day



R-Type ESAC Single Cartridge



R-Type 2ESAC Dual Cartridge

R-Type ESAC Secondary with V-Tips*

CLEANER COMPLETE				
BELT WIDTH		ORDERING NUMBER	ITEM CODE	WT. LBS.
in.	mm			
24	600	RV24-ESAC	77994	133.7
30	750	RV30-ESAC	77995	146.0
36	900	RV36-ESAC	77996	158.4
42	1050	RV42-ESAC	77997	170.7
48	1200	RV48-ESAC	77998	183.0
54	1350	RV54-ESAC	77999	195.3
60	1500	RV60-ESAC	78000	207.8
72	1800	RV72-ESAC	78001	232.4
60	1500	RV60-2ESAC	78002	237.0
72	1800	RV72-2ESAC	78003	259.4
84	2100	RV84-2ESAC	78004	281.8
96	2400	RV96-2ESAC	78005	304.2
120	3000	RV120-2ESAC	78006	354.0

*NOTE: V-Tips can be used ONLY on vulcanized belts.

Lead time: 1 working day

ORDERING NUMBER	ITEM CODE	WT. LBS.
ICT6	74535	0.7
RSA150	73628	1.3

Lead time: 1 working day

Tips Required Per Cleaner Size

in.	24	30	36	42	48	54	60	72	84	96	120
mm	600	750	900	1050	1200	1350	1500	1800	2100	2400	3000
C-Tips or V-Tips Required	4	5	6	7	8	9	10	12	14	16	20

Shaded items are made to order.

Lead time: 15 working days

Product Notes:

- Patent-pending Enhanced Service Advantage Cartridge™ allows for easy removal in even the dirtiest conditions.
- Pole Length: Belt width plus 54" (1350mm) (single cartridge cleaners); Belt width plus 60" (1500mm) (dual cartridge cleaners).
- Two-way cushions allow cleaning in both directions.
- C-Tips are for mechanically fastened or vulcanized belts. V-Tips are for vulcanized belts only.
- Tensioner mounting brackets included for fast and easy installation.
- Cartridge Removal Kit included for easy removal of the cartridge.

U.S. Patents No. 7,987,966; 8,757,360; 8,312,986; 8,640,856; 9,090,405; 9,085,419

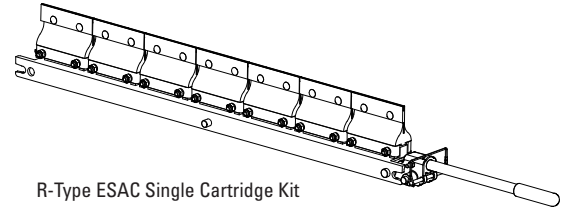
Product Ordering Information

R-Type® ESAC
Secondary Cleaner
 Replacement Cartridge Kits

R-Type ESAC Cartridge Kits with C-Tips

BELT WIDTH		ORDERING NUMBER	ITEM CODE	WT. LBS.
in.	mm			
24	600	R-CARK-C24/600	78098	27.1
30	750	R-CARK-C30/750	78099	32.3
36	900	R-CARK-C36/900	78100	36.4
42	1050	R-CARK-C42/1050	78101	42.6
48	1200	R-CARK-C48/1200	78102	47.7
54	1350	R-CARK-C54/1350	78103	52.9
60	1500	R-CARK-C60/1500	78104	58.2
72	1800	R-CARK-C72/1800	78105	68.5
60	1500	R-CARK2-C60/1500	78114	69.6
72	1800	R-CARK2-C72/1800	78115	74.8
84	2100	R-CARK2-C84/2100	78116	85.2
96	2400	R-CARK2-C96/2400	78117	95.5
120	3000	R-CARK2-C120/3000	78118	116.5

Lead time: 1 working day



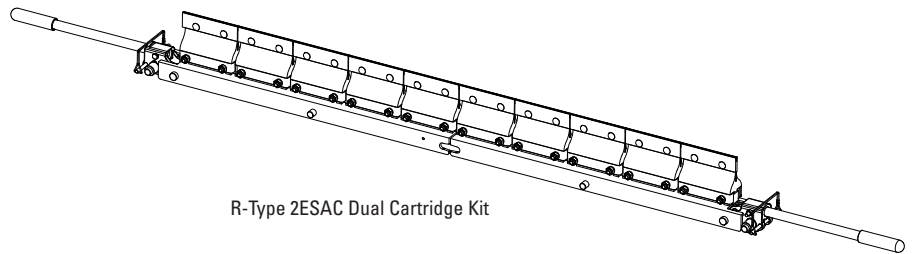
R-Type ESAC Single Cartridge Kit

R-Type ESAC Cartridge Kits with V-Tips*

BELT WIDTH		ORDERING NUMBER	ITEM CODE	WT. LBS.
in.	mm			
24	600	R-CARK-V24/600	78106	27.1
30	750	R-CARK-V30/750	78107	32.3
36	900	R-CARK-V36/900	78108	36.4
42	1050	R-CARK-V42/1050	78109	42.6
48	1200	R-CARK-V48/1200	78110	47.7
54	1350	R-CARK-V54/1350	78111	52.9
60	1500	R-CARK-V60/1500	78112	58.2
72	1800	R-CARK-V72/1800	78113	68.5
60	1500	R-CARK2-V60/1500	78119	69.6
72	1800	R-CARK2-V72/1800	78120	74.8
84	2100	R-CARK2-V84/2100	78121	85.2
96	2400	R-CARK2-V96/2400	78122	95.5
120	3000	R-CARK2-V120/3000	78123	116.5

*NOTE: V-Tips can be used ONLY on vulcanized belts.

Lead time: 1 working day



R-Type 2ESAC Dual Cartridge Kit

Shaded items are made to order.
 Lead time: 15 working days

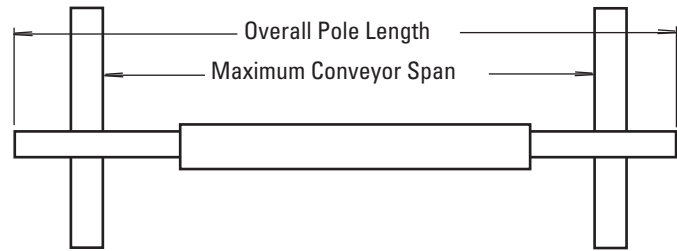
U.S. Patents No. 7,987,966; 8,757,360; 8,312,986; 8,640,856; 9,090,405; 9,085,419

Specifications & Guidelines

R-Type® ESAC Secondary Cleaner with Enhanced Service Advantage Cartridge

Pole Length Specifications*

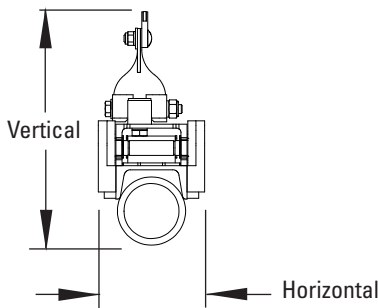
VERSION	CLEANER SIZE		BLADE WIDTH		POLE LENGTH		MAXIMUM CONVEYOR SPAN	
	in.	mm	in.	mm	in.	mm	in.	mm
Single	24	600	24	600	78	1950	66	1650
	30	750	30	750	84	2100	72	1800
	36	900	36	900	90	2250	78	1950
	42	1050	42	1050	96	2400	84	2100
	48	1200	48	1200	102	2550	90	2250
	54	1350	54	1350	108	2700	96	2400
	60	1500	60	1500	114	2850	102	2550
	72	1800	72	1800	126	3150	114	2850
Dual	60	1500	60	1500	120	3000	108	2700
	72	1800	72	1800	132	3300	120	3000
	84	2100	84	2100	144	3600	132	3300
	96	2400	96	2400	156	3900	144	3600
	120	3000	120	3000	180	4500	168	4200



*For special extra long pole length requirements a Pole Extender Kit (#76024) is available that provides 30" (750mm) of extended pole length. (137). Pole Diameter - 2-7/8" (73mm)

Clearance Guidelines for Installation

VERSION	HORIZONTAL CLEARANCE REQUIRED		VERTICAL CLEARANCE REQUIRED	
	in.	mm	in.	mm
Single	4-1/2	114	10	254
Dual	4-1/2	114	11-3/4	298



Aluminum Content

ALUMINUM ALLOY TYPE	PERCENT	
	Mg Magnesium	Ti Titanium
6061	1.0%	0.0%

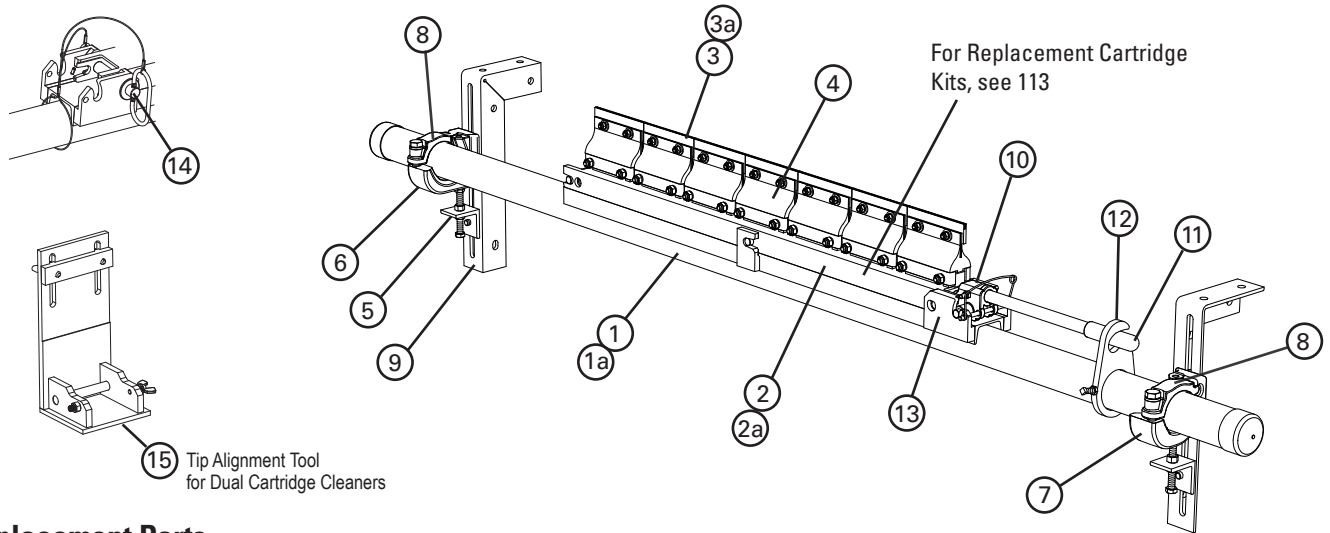
Specifications:

- Maximum Belt Speed 1000 FPM (5M/sec)
- Temperature Rating -30°F to 180°F (-35°C to 82°C)
- Usable Blade Wear Length..... 3/8" (9mm)
- Blade Materials C-Tip: Impact Resistant Tungsten Carbide (works with mechanical fasteners)
V-Tip: Long Life Tungsten Carbide (for vulcanized belts only)
- Available for Belt Widths 24" to 120" (600 to 3000mm). Other sizes available upon request.
- CEMA Cleaner Rating Class 4

U.S. Patents No. 7,987,966; 8,757,360; 8,312,986; 8,640,856; 9,090,405; 9,085,419

Replacement Parts List

R-Type® ESAC Secondary Cleaner with Enhanced Service Advantage Cartridge



Replacement Parts

REF	DESCRIPTION	ORDERING NUMBER	ITEM CODE	WT. LBS.
1	ESAC Cartridge Pole 24"	SACPL-24/600	77887	65.4
	ESAC Cartridge Pole 30"	SACPL-30/750	77888	71.2
	ESAC Cartridge Pole 36"	SACPL-36/900	77889	77.1
	ESAC Cartridge Pole 42"	SACPL-42/1050	77890	82.9
	ESAC Cartridge Pole 48"	SACPL-48/1200	77891	88.8
	ESAC Cartridge Pole 54"	SACPL-54/1350	77892	94.6
	ESAC Cartridge Pole 60"	SACPL-60/1500	77893	100.5
	ESAC Cartridge Pole 72"	SACPL-72/1800	77894	112.2
	ESAC Cartridge Center Pole 60" (Dual)	SACPL2-60/1500	77895	77.3
	ESAC Cartridge Center Pole 72" (Dual)	SACPL2-72/1800	77896	89.5
	ESAC Cartridge Center Pole 84" (Dual)	SACPL2-84/2100	77897	101.8
	ESAC Cartridge Center Pole 96" (Dual)	SACPL2-96/2400	77898	114.1
	ESAC Cartridge Center Pole 120" (Dual)	SACPL2-120/3000	77899	142.3
	1a	Extender Pole (for use with Dual Cartridge Center Pole)	MHP-EP	76392
2	ESAC Cartridge 24"	CART-24/600	77900	3.5
	ESAC Cartridge 30"	CART-30/750	77901	4.3
	ESAC Cartridge 36"	CART-36/900	77902	5.1
	ESAC Cartridge 42"	CART-42/1050	77903	5.9
	ESAC Cartridge 48"	CART-48/1200	77904	6.7
	ESAC Cartridge 54"	CART-54/1350	77905	7.4
	ESAC Cartridge 60"	CART-60/1500	77906	8.4
	ESAC Cartridge 72"	CART-72/1800	77907	10.0
	ESAC Cartridge 60" (Dual)	CART2-60/1500	77908	8.6
	ESAC Cartridge 72" (Dual)	CART2-72/1800	77909	10.2
	ESAC Cartridge 84" (Dual)	CART2-84/2100	77910	11.7
	ESAC Cartridge 96" (Dual)	CART2-96/2400	77911	13.3
	ESAC Cartridge 120" (Dual)	CART2-120/3000	77912	16.8
2a	ESAC Cartridge R-Type Adapter Plate 24"	RCAP-24/600	77921	6.3
	ESAC Cartridge R-Type Adapter Plate 30" §	RCAP-30/750	77922	7.9
	ESAC Cartridge R-Type Adapter Plate 36" §	RCAP-36/900	77923	9.4
	ESAC Cartridge R-Type Adapter Plate 42" §	RCAP-42/1050	77924	11.1
	ESAC Cartridge R-Type Adapter Plate 48" §	RCAP-48/1200	77925	12.6
	ESAC Cartridge R-Type Adapter Plate 54"	RCAP-54/1350	77926	14.2
	ESAC Cartridge R-Type Adapter Plate 60" §	RCAP-60/1500	77927	15.8
	ESAC Cartridge R-Type Adapter Plate 72"	RCAP-72/1800	77928	19.0

REF	DESCRIPTION	ORDERING NUMBER	ITEM CODE	WT. LBS.
3	C-Tip*	ICT6	74535	0.7
3a	R V-Tip* (for vulcanized belts only)	RSA150	73628	1.3
4	R2 C-Tip Cushion*	RSA	76249	2.0
5	Adjusting Bracket Kit* (1 ea.)	PAB	75513	1.5
6	HD Pole Clamp Kit Left* (1 ea.) (incl. item 8)	CCKHDL	79225	8.7
7	HD Pole Clamp Kit Right* (1 ea.) (incl. item 8)	CCKHDR	79229	8.7
8	HD Cradle Clamp Top Strap (1 ea.) for use with L or R HD Pole Clamp Kit	CCKHDT5	79233	1.7
9	Mounting Bracket Kit (1 Right and 1 Left)	EZS2MBK	75666	13.0
-	HD Cradle Clamp Mounting Kit* (incl. 2 items 5; 1 ea. items 6, 7 & 9)	CCMKHD	78920	36.7
10	ESAC Removal Knuckle	SACRKN	77882	3.2
11	ESAC Removal Handle	SACRH	77883	3.0
12	ESAC Handle Lock Plate	SACRHL	77884	1.7
13	Knuckle Retainer Pin	SACKRP	77885	0.2
14	SAC Hitch Pin	SACHP2	77768	0.9
-	ESAC Removal Kit (includes 1 ea. items 10-14)	SACRKT	77886	9.0
15	ESAC Cartridge Tip Alignment Tool (Dual)	SAC2-TIP-TL	77866	2.5

*Hardware Included
Lead Time: 1 working day

■ Shaded items are made to order.
Lead time: 15 working days

§ If using a dual cartridge, please take the cleaner size and divide by two. That dimension is the size of the brackets needed for conversion to a P-Type cleaner.

U.S. Patents No. 7,987,966; 8,757,360; 8,312,986; 8,640,856; 9,090,405; 9,085,419


Product Ordering Information

MHS ESAC HD Secondary Cleaner with Enhanced Service Advantage Cartridge

MHS ESAC Secondary with C-Tips

BELT WIDTH		ORDERING NUMBER	ITEM CODE	WT. LBS.
in.	mm			
24	600	MHS-24-ESAC	77840	195.0
30	750	MHS-30-ESAC	77841	206.5
36	900	MHS-36-ESAC	77842	218.5
42	1050	MHS-42-ESAC	77843	230.1
48	1200	MHS-48-ESAC	77844	241.6
54	1350	MHS-54-ESAC	77845	253.2
60	1500	MHS-60-ESAC	77846	264.9
72	1800	MHS-72-ESAC	77847	288.4
60	1500	MHS-60-2ESAC	77848	309.1
72	1800	MHS-72-2ESAC	77849	332.9
84	2100	MHS-84-2ESAC	77850	356.6
96	2400	MHS-96-2ESAC	77851	381.1
120	3000	MHS-120-2ESAC	77852	432.5

Lead time: 1 working day



MHS ESAC Single Cartridge

MHS 2ESAC Dual Cartridge

MHS ESAC Secondary with V-Tips

BELT WIDTH		ORDERING NUMBER	ITEM CODE	WT. LBS.
in.	mm			
24	600	MHS-24V-ESAC	77853	195.0
30	750	MHS-30V-ESAC	77854	206.5
36	900	MHS-36V-ESAC	77855	218.5
42	1050	MHS-42V-ESAC	77856	230.1
48	1200	MHS-48V-ESAC	77857	241.6
54	1350	MHS-54V-ESAC	77858	253.2
60	1500	MHS-60V-ESAC	77859	264.9
72	1800	MHS-72V-ESAC	77860	288.4
60	1500	MHS-60V-2ESAC	77861	309.1
72	1800	MHS-72V-2ESAC	77862	332.9
84	2100	MHS-84V-2ESAC	77863	356.6
96	2400	MHS-96V-2ESAC	77864	381.1
120	3000	MHS-120V-2ESAC	77865	432.5

*NOTE: V-Tips can be used ONLY on vulcanized belts.

Lead time: 1 working day

Replacement Tips

ORDERING NUMBER	ITEM CODE	WT. LBS.
ICT6	74535	0.7
RSA150	73628	1.3

Lead time: 1 working day

Replacement Shields

ORDERING NUMBER	ITEM CODE	WT. LBS.
PFS-ESAC	79073	.5
PFRS	76622	.4

Lead time: 1 working day

Tips Required per Cleaner Size

in.	24	30	36	42	48	54	60	72	84	96	120
mm	600	750	900	1050	1200	1350	1500	1800	2100	2400	3000
C-Tips or V-Tips Required	4	5	6	7	8	9	10	12	14	16	20

Shaded items are made to order.

Lead time: 15 working days

Product Notes:

- Patent-pending Enhanced Service Advantage Cartridge™ allows for easy removal in even the dirtiest conditions.
- Heavy-duty design to deliver maximum cleaning efficiency on the most demanding, abusive beltlines.
- Pole Length: Belt width plus 54" (1350mm) (single cartridge cleaners); Belt width plus 60" (1500mm) (dual cartridge cleaners).
- Patented PowerFlex™ cushion design to maintain continuous blade-to-belt contact and quick relief from passing mechanical splices.
- C-Tips are for mechanically fastened or vulcanized belts. V-Tips are for vulcanized belts only.
- Visual Blade Tension Check: Measure the tension spring and refer to Spring Length Chart on mounting base for the correct length for best cleaning performance.
- Tensioner mounting brackets included for fast and easy installation.
- Cartridge Removal Kit included for easy removal of the cartridge.

U.S. Patents No. 7,987,966; 8,757,360; 8,312,986; 8,640,856; 9,090,405; 9,085,419

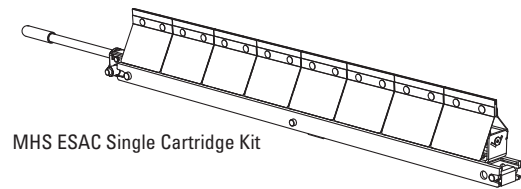
Product Ordering Information

MHS ESAC HD Secondary Cleaner Replacement Cartridge Kits

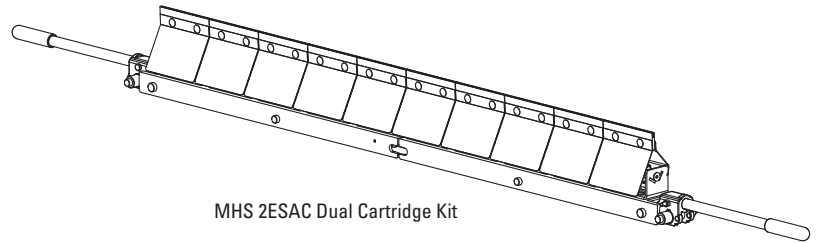
MHS ESAC Cartridge Kits with C-Tips

BELT WIDTH		ORDERING NUMBER	ITEM CODE	WT. LBS.
in.	mm			
24	600	MHS-CARK-C24/600	77929	29.4
30	750	MHS-CARK-C30/750	77930	35.1
36	900	MHS-CARK-C36/900	77931	40.8
42	1050	MHS-CARK-C42/1050	77932	46.5
48	1200	MHS-CARK-C48/1200	77933	52.3
54	1350	MHS-CARK-C54/1350	77934	58.0
60	1500	MHS-CARK-C60/1500	77935	63.8
72	1800	MHS-CARK-C72/1800	77936	75.3
60	1500	MHS-CARK2-C60/1500	77945	70.2
72	1800	MHS-CARK2-C72/1800	77946	81.6
84	2100	MHS-CARK2-C84/2100	77947	93.1
96	2400	MHS-CARK2-C96/2400	77948	104.5
120	3000	MHS-CARK2-C120/3000	77949	127.7

Lead time: 1 working day



MHS ESAC Single Cartridge Kit



MHS 2ESAC Dual Cartridge Kit

MHS ESAC Cartridge Kits with V-Tips

BELT WIDTH		ORDERING NUMBER	ITEM CODE	WT. LBS.
in.	mm			
24	600	MHS-CARK-V24/600	77937	29.4
30	750	MHS-CARK-V30/750	77938	35.1
36	900	MHS-CARK-V36/900	77939	40.8
42	1050	MHS-CARK-V42/1050	77940	46.5
48	1200	MHS-CARK-V48/1200	77941	52.3
54	1350	MHS-CARK-V54/1350	77942	58.0
60	1500	MHS-CARK-V60/1500	77943	63.8
72	1800	MHS-CARK-V72/1800	77944	75.3
60	1500	MHS-CARK2-V60/1500	77950	70.2
72	1800	MHS-CARK2-V72/1800	77951	81.6
84	2100	MHS-CARK2-V84/2100	77952	93.1
96	2400	MHS-CARK2-V96/2400	77953	104.5
120	3000	MHS-CARK2-V120/3000	77954	127.7

*NOTE: V-Tips can be used ONLY on vulcanized belts.

Lead time: 1 working day

Shaded items are made to order.

Lead time: 15 working days

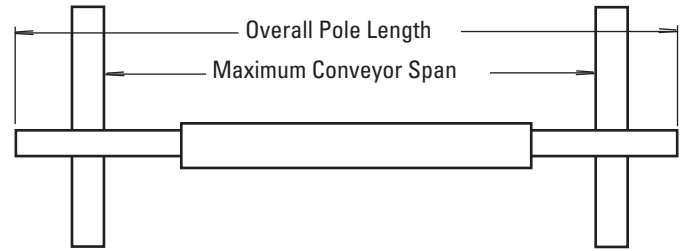
U.S. Patents No. 7,987,966; 8,757,360; 8,312,986; 8,640,856; 9,090,405; 9,085,419

Specifications & Guidelines

MHS ESAC
HD Secondary Cleaner
with Enhanced Service Advantage Cartridge

Pole Length Specifications*

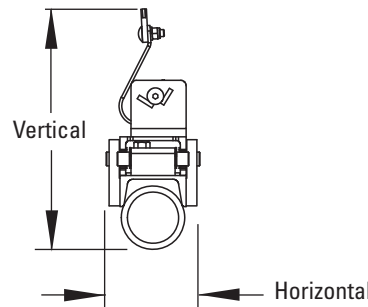
VERSION	CLEANER SIZE		BLADE WIDTH		POLE LENGTH		MAXIMUM CONVEYOR SPAN	
	in.	mm	in.	mm	in.	mm	in.	mm
Single	24	600	24	600	78	1950	66	1650
	30	750	30	750	84	2100	72	1800
	36	900	36	900	90	2250	78	1950
	42	1050	42	1050	96	2400	84	2100
	48	1200	48	1200	102	2550	90	2250
	54	1350	54	1350	108	2700	96	2400
	60	1500	60	1500	114	2850	102	2550
	72	1800	72	1800	126	3150	114	2850
Dual	60	1500	60	1500	120	3000	108	2700
	72	1800	72	1800	132	3300	120	3000
	84	2100	84	2100	144	3600	132	3300
	96	2400	96	2400	156	3900	144	3600
	120	3000	120	3000	180	4500	168	4200



*For special extra long pole length requirements a Pole Extender Kit (#76024) is available that provides 30" (750mm) of extended pole length. (137). Pole Diameter – 2-7/8" (73mm)

Clearance Guidelines for Installation

VERSION	HORIZONTAL CLEARANCE REQUIRED		VERTICAL CLEARANCE REQUIRED	
	in.	mm	in.	mm
Single	4-1/2	114	11	279
Dual	4-1/2	114	12-1/2	318

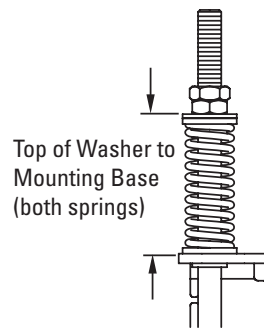


Aluminum Content

ALUMINUM ALLOY TYPE	PERCENT	
	Mg Magnesium	Ti Titanium
6061	1.0%	0.0%

Spring Length Chart for CST Spring Tensioner

BLADE WIDTH	WHITE SPRING	SILVER SPRING	BLACK SPRING	GOLD SPRING
24"	3 1/8"	3 7/8"	N/A	N/A
30"	2 7/8"	3 3/4"	N/A	N/A
36"	N/A	3 3/4"	3 7/8"	N/A
42"	N/A	3 5/8"	3 3/4"	N/A
48"	N/A	3 1/2"	3 5/8"	N/A
54"	N/A	3 3/8"	3 5/8"	N/A
60"	N/A	3 1/4"	3 1/2"	4"
72"	N/A	N/A	3 3/8"	4"
84"	N/A	N/A	3 1/8"	3 7/8"
96"	N/A	N/A	N/A	3 7/8"
120"	N/A	N/A	N/A	3 5/8"



Top of Washer to Mounting Base (both springs)

Shading indicates preferred spring option

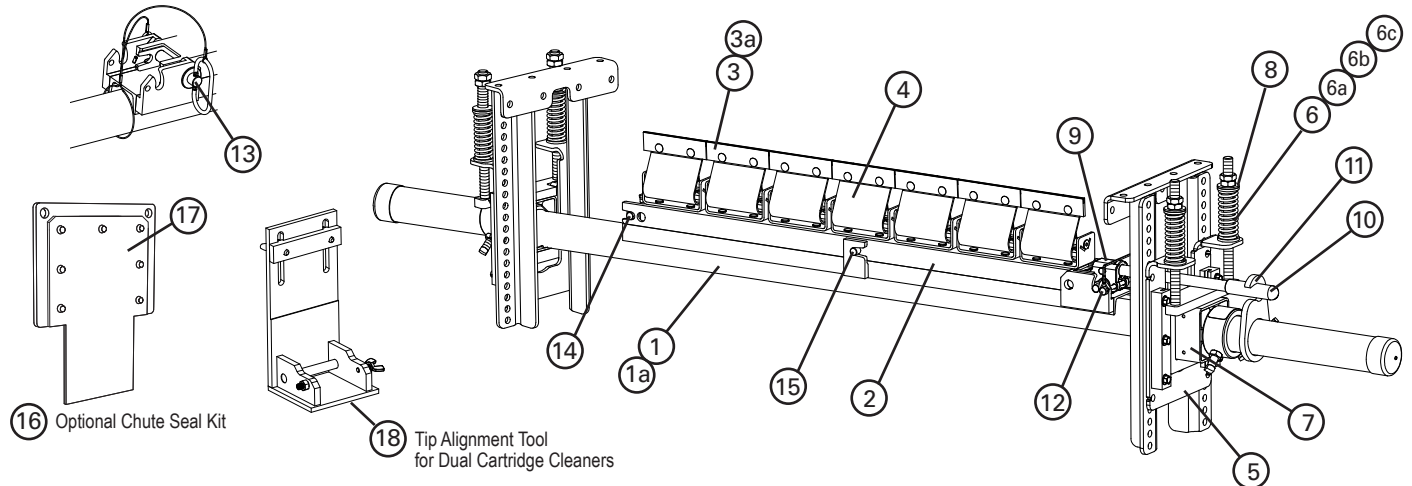
Specifications:

- Maximum Belt Speed 1200 FPM (6M/sec)
- Temperature Rating -30°F to 180°F (-35°C to 82°C)
- Usable Blade Wear Length..... 3/8" (9mm)
- Blade Materials C-Tip: Impact Resistant Tungsten Carbide (works with mechanical fasteners)
V-Tip: Long Life Tungsten Carbide (for vulcanized belts only)
- Available for Belt Widths 24" to 120" (600 to 3000 mm). Other sizes available upon request.
- CEMA Cleaner Rating Class 5

U.S. Patents No. 7,987,966; 8,757,360; 8,312,986; 8,640,856; 9,090,405; 9,085,419

Replacement Parts List

MHS ESAC HD Secondary Cleaner with Enhanced Service Advantage Cartridge



REF	DESCRIPTION	ORDERING NUMBER	ITEM CODE	WT. LBS.
1	ESAC Cartridge Pole 24"	SACPL-24/600	77887	65.4
	ESAC Cartridge Pole 30"	SACPL-30/750	77888	71.2
	ESAC Cartridge Pole 36"	SACPL-36/900	77889	77.1
	ESAC Cartridge Pole 42"	SACPL-42/1050	77890	82.9
	ESAC Cartridge Pole 48"	SACPL-48/1200	77891	88.8
	ESAC Cartridge Pole 54"	SACPL-54/1350	77892	94.6
	ESAC Cartridge Pole 60"	SACPL-60/1500	77893	100.5
	ESAC Cartridge Pole 72"	SACPL-72/1800	77894	112.2
	ESAC Cartridge Center Pole 60" (Dual)	SACPL2-60/1500	77895	77.3
	ESAC Cartridge Center Pole 72" (Dual)	SACPL2-72/1800	77896	89.5
	ESAC Cartridge Center Pole 84" (Dual)	SACPL2-84/2100	77897	101.8
	ESAC Cartridge Center Pole 96" (Dual)	SACPL2-96/2400	77898	114.1
	ESAC Cartridge Center Pole 120" (Dual)	SACPL2-120/3000	77899	142.3
1a	Extender Pole (for use with Dual Cartridge Center Pole)	MHP-EP	76392	54.0
2	ESAC Cartridge 24"	CART-24/600	77900	3.5
	ESAC Cartridge 30"	CART-30/750	77901	4.3
	ESAC Cartridge 36"	CART-36/900	77902	5.1
	ESAC Cartridge 42"	CART-42/1050	77903	5.9
	ESAC Cartridge 48"	CART-48/1200	77904	6.7
	ESAC Cartridge 54"	CART-54/1350	77905	7.4
	ESAC Cartridge 60"	CART-60/1500	77906	8.4
	ESAC Cartridge 72"	CART-72/1800	77907	10.0
	ESAC Cartridge 60" (Dual)	CART2-60/1500	77908	8.6
	ESAC Cartridge 72" (Dual)	CART2-72/1800	77909	10.2
	ESAC Cartridge 84" (Dual)	CART2-84/2100	77910	11.7
ESAC Cartridge 96" (Dual)	CART2-96/2400	77911	13.3	
ESAC Cartridge 120" (Dual)	CART2-120/3000	77912	16.8	
3	C-Tip*	ICT6	74535	0.7
3a	V-Tip* (for vulcanized belts only)	RSA150	73628	1.3
4	PowerFlex™ Cushion*	PFC	75927	4.2
5	CST HD Mounting Base Kit*	CSTHDMK	77871	8.5
6	CST Spring - White (1 ea.) for belts 18"-30" (450-750 mm)	CTS-W	77742	0.5
6a	CST Spring - Silver (1 ea.) for belts 36"-48" (900-1200 mm)	CTS-S	77743	0.5
6b	CST Spring - Black (1 ea.) for belts 54"-84" (1350-2100 mm)	CTS-B	77744	0.6
6c	CST Spring - Gold (1 ea.) for belts 96"-120" (2400-3000 mm)	CTS-G	77745	0.8

REF	DESCRIPTION	ORDERING NUMBER	ITEM CODE	WT. LBS.
7	CST HD Torsion Pole Mount* (1 ea.)	CSTHDPM	77869	16.4
8	CST Bushing Kit (includes 4 bushings)	CSTBK	77037	0.1
-	CST HD Cartridge Tensioner - White (incl. 1 ea. item 5, 7, 8 and 2 ea. item 6) for belts 18"-30" (450-750 mm)	CST1HD-W	77872	30.1
-	CST HD Cartridge Tensioner - Silver (incl. 1 ea. item 5, 7, 8 and 2 ea. item 6a) for belts 36"-48" (900-1200 mm)	CST1HD-S	77873	30.1
-	CST HD Cartridge Tensioner - Black (includes 1 ea. item 5, 7, 8 and 2 ea. item 6b) for belts 54"-84" (1350-2100 mm)	CST1HD-B	77874	30.1
-	CST HD Cartridge Tensioner - Gold (includes 1 ea. item 5, 7, 8 and 2 ea. item 6c) for belts 96"-120" (2400-3000 mm)	CST1HD-G	77875	30.7
9	ESAC Removal Knuckle	SACRKN	77882	3.2
10	ESAC Removal Handle	SACRH	77883	3.0
11	ESAC Handle Lock Plate	SACRHL	77884	1.7
12	Knuckle Retainer Pin	SACKRP	77885	0.2
13	SAC Hitch Pin	SACHP2	77768	0.9
14	Flexible End Pin	FLXEP	91431	1.0
15	Flexible Center Pin	FLXCP	91430	1.0
-	ESAC Removal Kit (includes 1 ea. item 10, 11, 12, 13, 14)	SACRKT	77886	9.0
16	ESAC Chute Seal Kit	SACSK	77052	3.9
17	ESAC Chute Seal Replacement Cover	SACSRC	77065	0.5
18	ESAC Cartridge Tip Alignment Tool (Dual)	SAC2-TIP-TL	77866	2.5

Legacy Replacement Parts for Tensioners shipped prior to Dec. 31, 2014*

REF	DESCRIPTION	ORDERING NUMBER	ITEM CODE	WT. LBS.
L1	SST Adj Rod Kit* (incl. 1 rod, 2 nuts, 2 bushings, 1 washer) for belts 18"-60" (450-1500 mm)	STAK	75847	2.9
L2	SST HD Adj Rod Kit* (incl. 1 rod, 2 nuts, 2 HD bushings, 1 washer) for belts 72"-84" (1800-2100 mm)	STAKHD	75892	3.0
L3	Legacy SST Hat Channel Kit	SSTHK	79070	1.5

*Hardware Included Lead Time: 1 working day

*Verify if legacy parts are needed by looking at threaded rod. If it has standard threads, use legacy parts. If it has flat/acme threads, choose from regular replacement parts.



Shaded items are made to order. Lead time: 15 working days

U.S. Patents No. 7,987,966; 8,757,360; 8,312,986; 8,640,856; 9,090,405; 9,085,419

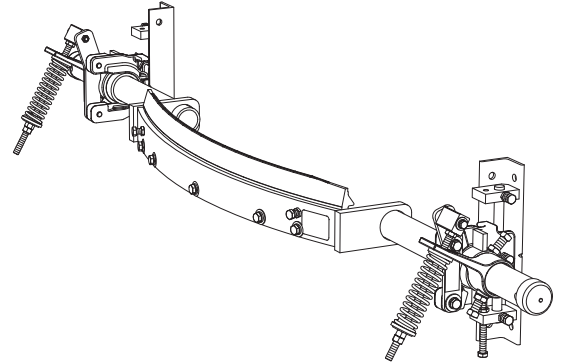
Product Ordering Information

U-Type® Secondary Cleaner with UST Tensioner (Mild Steel)

U-Type® with C-Blade (Impact-Resistant Tungsten Carbide)*

CLEANER COMPLETE					REPLACEMENT C-BLADE		
BELT WIDTH		ORDERING NUMBER	ITEM CODE	WT. LBS.	ORDERING NUMBER	ITEM CODE	WT. LBS.
in.	mm						
18	450	UTC18	76712	100.0	URCB18/450	76748	5.0
24	600	UTC24	76713	106.7	URCB24/600	76749	6.7
30	750	UTC30	76714	114.4	URCB30/750	76750	8.4
36	900	UTC36	76715	120.1	URCB36/900	76751	10.1
42	1050	UTC42	76716	126.7	URCB42/1050	76752	11.7
48	1200	UTC48	76717	134.5	URCB48/1200	76753	13.5
54	1350	UTC54	76718	141.0	URCB54/1350	76754	15.0
60	1500	UTC60	76719	148.8	URCB60/1500	76755	16.8
72	1800	UTC72	76720	225.2	URCB72/1800	76756	20.2
84	2100	UTC84	76721	241.5	URCB84/2100	76757	23.5

*NOTE: C-Blades can be used on Flexco® Solid Plate, mechanically fastened and vulcanized belts.
Lead time: 1 working day



U-Type® with F-Blade (Polyurethane)*

CLEANER COMPLETE					REPLACEMENT F-BLADE		
BELT WIDTH		ORDERING NUMBER	ITEM CODE	WT. LBS.	ORDERING NUMBER	ITEM CODE	WT. LBS.
in.	mm						
18	450	UTF18	76724	84.4	UFB18	74448	3.0
24	600	UTF24	76725	90.8	UFB24	74449	4.0
30	750	UTF30	76726	96.6	UFB30	74450	5.0
36	900	UTF36	76727	102.4	UFB36	74451	6.0
42	1050	UTF42	76728	108.0	UFB42	74452	7.0
48	1200	UTF48	76729	114.1	UFB48	74453	8.0
54	1350	UTF54	76730	119.5	UFB54	74454	9.0
60	1500	UTF60	76731	125.4	UFB60	74455	10.0
72	1800	UTF72	76732	157.5	UFB72	74456	12.0
84	2100	UTF84	76733	172.4	UFB84	74460	14.0

*NOTE: F-Blades (Polyurethane) can be used on mechanically spliced belts and vulcanized belts.
Lead time: 1 working day

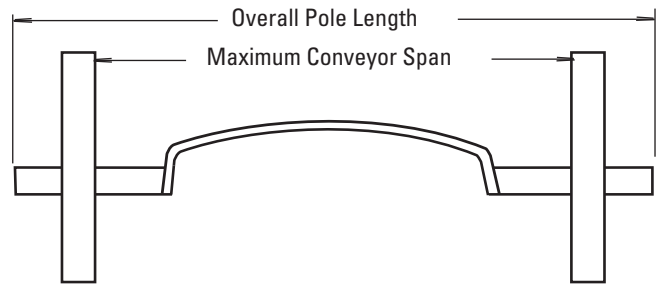
U.S. Patent No. 7,950,519

Specifications & Guidelines

Pole Length Specifications

CLEANER SIZE		POLE LENGTH		MAXIMUM CONVEYOR SPAN	
in.	mm	in.	mm	in.	mm
18	450	64	1600	54	1350
24	600	70	1750	60	1500
30	750	76	1900	66	1650
36	900	82	2050	72	1800
42	1050	88	2200	78	1950
48	1200	94	2350	84	2100
54	1350	100	2500	90	2250
60	1500	106	2650	96	2400
72	1800	124	3100	114	2850
84	2100	136	3400	126	3150

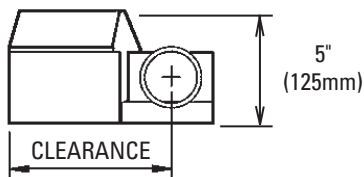
Pole Diameter - 18" to 60" cleaners: 2-3/8" (60mm)
Pole Diameter - 72" to 84" cleaners: 2-7/8" (75mm)



Clearance Guidelines For Installation

Cleaner Clearance Requirements

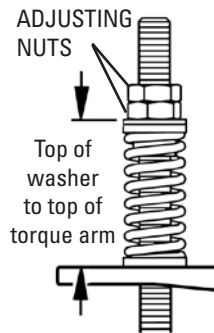
U Cleaner Size		Clearance	
in.	mm	in.	mm
18"	450	6	155
24"	600	7	180
30"	750	8	205
36"	900	8	205
42"	1050	9 1/4	235
48"	1200	10 1/2	270
54"	1350	10 3/4	275
60"	1500	10 3/4	275
72"	1800	10 3/4	275
84"	2100	10 3/4	275
96"	2400	10 3/4	275



Spring Length Chart

(For Cleaners with UST Tensioners)

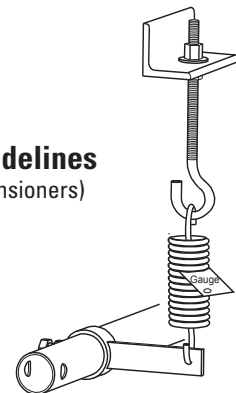
BLADE WIDTH		PURPLE SPRING		SILVER SPRING		WHITE SPRING	
in.	mm	in.	mm	in.	mm	in.	mm
18	450	6 1/8	154	6 3/8	160	6 3/8	162
24	600	5 7/8	148	6 1/4	158	6 1/4	159
30	750	5 1/2	140	6 1/8	154	6 1/4	159
36	900	5 3/8	136	6	152	6 1/8	156
42	1050	5	128	5 7/8	150	6 1/8	156
48	1200	N/A	N/A	5 3/4	146	6	152
54	1350	N/A	N/A	5 5/8	142	5 7/8	149
60	1500	N/A	N/A	5 1/2	140	5 7/8	149
72	1800	N/A	N/A	N/A	N/A	5 1/2	140
84	2100	N/A	N/A	N/A	N/A	5 3/8	138



Spring Tensioner Guidelines

(For Cleaners with J-Bolt Tensioners)

- Spring gap = .030" (.7mm)
- * Gauge provided



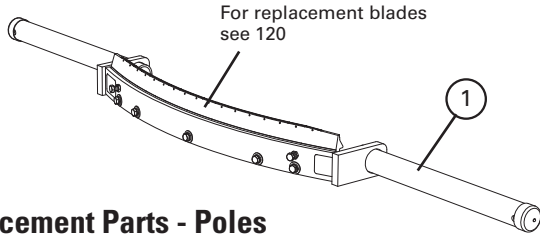
Specifications:

- Maximum Belt Speed1300 FPM (6.6M/sec); F-Blade - 1000 FPM (5M/sec)
- Temperature Rating-30°F to 180°F (-35°C to 82°C)
- Usable Blade Wear Length.....C-Blade – 3/8" (9mm); F-Blade – 1 3/4" (44mm)
- Available for Belt Widths18" to 84" (450 to 2100mm). Other sizes available upon request.
- CEMA Cleaner RatingClass 5

U.S. Patent No. 7,950,519

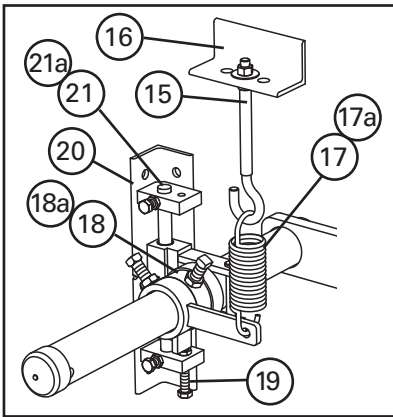
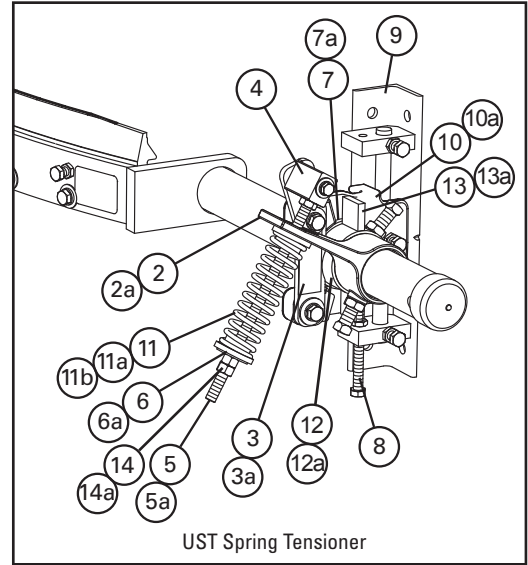
Replacement Parts List

U-Type® Secondary Cleaner with UST Tensioner



Replacement Parts - Poles

REF	DESCRIPTION	ORDERING NUMBER	ITEM CODE	WT. LBS.
1	18" (450mm) Pole	USP18/450	76772	45.0
	24" (600mm) Pole	USP24/600	76773	50.0
	30" (750mm) Pole	USP30/750	76774	56.0
	36" (900mm) Pole	USP36/900	76775	60.0
	42" (1050mm) Pole	USP42/1050	76776	65.0
	48" (1200mm) Pole	USP48/1200	76777	71.0
	54" (1350mm) Pole	USP54/1350	76778	76.0
	60" (1500mm) Pole	USP60/1500	76779	82.0
	72" (1800mm) Pole	USP72/1800	76780	125.0
84" (2100mm) Pole	USP84/2100	76781	138.0	



For use in changing UST Spring Tensioner to a J-Bolt Tensioner

Replacement Parts - J-bolt Tensioner

REF	DESCRIPTION	ORDERING NUMBER	ITEM CODE	WT. LBS.
15	J-Bolt (incl. locknut & washer)	STJK	74417	0.7
16	J-Bolt Mount (1 ea.)	STJM	74775	3.0
17	Tension Spring (1 ea.) †	STTS	74419	1.4
17a	HD Tension Spring (1 ea.) §	HDTS	74502	2.0
18	Stop Collar †	USTSC	79299	1.5
18a	HD Stop Collar §	USTSCHD	79300	2.0
19	Adjusting Bolt Kit (1 ea.) (incl. locknut)	ABU	76788	0.2
20	Mounting Bracket Kit* (1 ea.)	UMBK	76789	9.7
21	Slide Plate Kit* (1 ea.) †Δ	USPK	76790	4.6
21a	HD Slide Plate Kit* (1 ea.) §	UHSPK	76791	5.2
—	J-Bolt Conversion Kit † (Optional) (incl. 2 ea. items 15, 16, 17, 18)	UBTK	76977	4.7
—	HD J-Bolt Conversion Kit § (Optional) (incl. 2 ea. items 15, 16, 17a, 18a)	UHDBTK	76978	5.2
—	Standard Mounting Kit* (incl. 1 ea. items 8, 9, 10) †Δ (for blade widths 18" - 60" (450 - 1500mm))	USMK	76792	14.6
—	HD Mounting Kit* (incl. 1 ea. items 8, 9, 10a) § (for blade widths 72" - 84" (1800 - 2100mm))	UHMK	76793	15.5
—	18-60" J-Bolt Complete Tension Kit (incl. 2 ea. 15, 16, 17, 18, 19, 20, 21)†	MMKU	77324	19.3
—	64" + J-Bolt Complete Tension Kit (incl. 2 ea. 15a, 16, 17a, 18a, 19, 20, 21a)§	MMKUHD	77327	20.7

Replacement Parts - UST Tensioner

REF	DESCRIPTION	ORDERING NUMBER	ITEM CODE	WT. LBS.
2	Torque Arm Kit* (1 ea.) †Δ	ESTAK-EST	76406	3.6
2a	Torque Arm Kit HD* (1 ea.) §	PSTA	75896	11.4
3	Pivot Shaft Bracket Kit* (1 ea.) †Δ	UPSBK	76784	1.7
3a	Pivot Shaft Bracket Kit HD* (1 ea.) §	QMTPSBK	76099	4.3
4	Pivot Block Kit* (1 ea.) †Δ	UPBK	76785	1.0
5	Pivot Rod Kit* (1 ea.) †Δ	ESPRK	76409	1.2
5a	Pivot Rod Kit HD* (1 ea.) §	QMTPAK	76096	4.3
6	Bushing Kit (incl. 2 bushings) †Δ	ESBK-PS	76410	0.1
6a	Bushing Kit HD (incl. 2 bushings) §	QMTBK-W	76098	0.1
7	Standard Pole Bearing (1 ea.) †Δ	USPB2	79206	0.1
7a	HD Pole Bearing (1 ea.) §	UHPP2	79207	0.2
8	Adjusting Bolt Kit (1 ea.) (incl. locknut)	ABU	76788	0.2
9	Mounting Bracket Kit* (1 ea.)	UMBK	76789	9.7
10	Slide Plate Kit* (1 ea.) †Δ	USPK	76790	4.6
10a	HD Slide Plate Kit* (1 ea.) §	UHSPK	76791	5.2
11	Tension Spring - Purple (1 ea.) †	QMTS-P	75845	0.6
11a	Tension Spring - Silver (1 ea.) Δ	ESS-S	76412	1.2
11b	Tension Spring - White (1 ea.) §	PSTS-W	75898	1.7
12	UST Stop Collar Retrofit Kit* †Δ	USTSCK	79202	5.0
12a	HD UST Stop Collar Retrofit Kit* §	USTSCKHD	79204	7.4
13	Stop Collar*	USTSC	79299	1.5
13a	HD Stop Collar*	USTSCHD	79300	2.0
14	Jam Nut Kit UST	JNK-F	79896	0.3
14a	Jam Nut Kit USTHD	JNK-C	79893	0.3
—	UST Spring Tensioner* - Purple † (incl. 1 ea. items 2, 3, 4, 5, 6, 8, 9, 10, 11)	UST-P	76794	25.0
—	UST Spring Tensioner* - Silver Δ (incl. 1 ea. items 2, 3, 4, 5, 6, 8, 9, 10, 11a)	UST-S	77757	25.0
—	UST Spring Tensioner* - White § (incl. 1 ea. items 2a, 3a, 4, 5a, 6a, 8, 9, 10a, 11b)	UST-W	76795	40.0
—	Standard Mounting Kit* (incl. 1 ea. items 8, 9, 10) †Δ (for blade widths 18" - 60" (450 - 1500mm))	USMK	76792	14.6
—	HD Mounting Kit* (incl. 1 ea. items 8, 9, 10a) § (for blade widths 72" - 96" (1800 - 2400mm))	UHMK	76793	15.5

*Hardware included

† Standard components for blade widths 18"-42" (450-1050mm)

Δ Standard components for blade widths 48"-60" (1200-1500mm)

§ HD components for blade widths 72"-84" (1800-2100mm)

U.S. Patent No. 7,950,519

Product Ordering Information

MDWS Secondary Cleaner DryWipe for Removing Water

MDWS Secondary Belt Cleaner

BELT WIDTH		ORDERING NUMBER	ITEM CODE	WT. LBS.
in.	mm			
24	600	MDWS-24	75868	115.1
30	750	MDWS-30	75869	122.8
36	900	MDWS-36	75870	127.8
42	1050	MDWS-42	75871	138.3
48	1200	MDWS-48	75872	146.8
54	1350	MDWS-54	75873	154.5
60	1500	MDWS-60	75874	162.2
72	1800	MDWS-72	75875	177.7
84	2100	MDWS-84	76806	193.2
96	2400	MDWS-96	79063	208.7

Lead time: 1 working day



MDWS Secondary Belt Cleaner with SAT2 Tensioner

BELT WIDTH		ORDERING NUMBER	ITEM CODE	WT. LBS.
in.	mm			
24	600	MDWS-24P	78745	115.1
30	750	MDWS-30P	78746	122.8
36	900	MDWS-36P	78747	127.8
42	1050	MDWS-42P	78748	138.3
48	1200	MDWS-48P	78749	146.8
54	1350	MDWS-54P	78750	154.5
60	1500	MDWS-60P	78751	162.2
72	1800	MDWS-72P	78752	177.7
84	2100	MDWS-84P	78753	193.2
96	2400	MDWS-96P	79064	208.7

Lead time: 1 working day



Replacement ConShear™ DW Blades (Color Identification: Black)

BELT WIDTH		ORDERING NUMBER	ITEM CODE	WT. LBS.
in.	mm			
24	600	CDWB24	75884	12.8
30	750	CDWB30	75885	15.5
36	900	CDWB36	75886	18.3
42	1050	CDWB42	75887	21.0
48	1200	CDWB48	75888	23.8
54	1350	CDWB54	75889	26.5
60	1500	CDWB60	75890	29.2
72	1800	CDWB72	75891	34.7
84	2100	CDWB84	76942	40.5
96	2400	CDWB96	79062	46.3

Actual blade width is belt width + 4".

ConShear DW Blades are black for easy identification.

Lead time: 1 working day

Product Notes:

- The ConShear™ "DryWipe" (DW) Blade is excellent for removing water from the belt. Use as the final cleaner in a cleaning system.
- Actual blade width is belt width plus 4" (100mm). The extra length ensures the water is removed from the belt.
- Pole Length: Belt width plus 60" (1500mm) for cleaners up to 60" (1500mm), belt width plus 54" (1350mm) for cleaners over 60" (1500mm). For longer requirements, see Accessories – Pole Extender Kit (137).
- Visual Blade Tension Check: Measure the tension spring and refer to the Spring Length Chart on mounting base for the correct length for best cleaning performance.
- To make cleaner installation easier and quicker, see Optional Mounting Kits (137).

Optional Mounting Kits

DESCRIPTION	ORDERING NUMBER	ITEM CODE	WT. LBS.
Standard Mounting Bracket Kit *	SSTSMB	76071	34.3
Long Mounting Bracket Kit *	SSTLMB	76072	43.5
Optional Top Angle Kit *	SSTOTA	76073	10.5

*Hardware Included

Lead time: 1 working day

U.S. Patent No. D482,508S

Product Ordering Information

Line Connections for Portable Air Tensioner

Air Tanks

ORDERING NUMBER	ITEM CODE	WT. LBS.
PAT1	78684	13.0
PAT2	78685	13.0



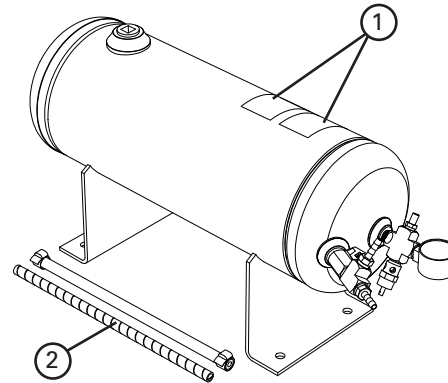
PAT1 (Single)



PAT2 (Dual)

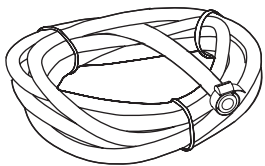
Replacement Parts List

REF	DESCRIPTION	ORDERING NUMBER	ITEM CODE	WT. LBS.
1	Tank Label Kit	PATLK	78791	0.1
2	Tank Hose Kit (incl. 1 ea. 10' hose and 1' poly spiral wrap, 2 hose clamps)	PATHK	78794	1.5



Product Notes:

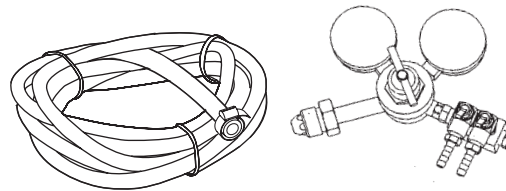
- For use with PAT cleaner assemblies and PAT control box.
- Single for applications with one cleaner, double for applications with two cleaners.
- 150# pop-off valve for safe pressurizing/charging of Air Tank.
- ASME construction.



Air Line Connection for Site-Accessible Air

ORDERING NUMBER	ITEM CODE	WT. LBS.
PATHK*	78794	1.5

* incl. 10' hose, 1' poly spiral wrap, 2 hose clamps



Nitrogen Tank Connection for Site-Provided Nitrogen Tank

ORDERING NUMBER	ITEM CODE	WT. LBS.
PANK*	78799	5.0

* incl. Nitrogen Regulator, 10' hose, 2 hose clamps

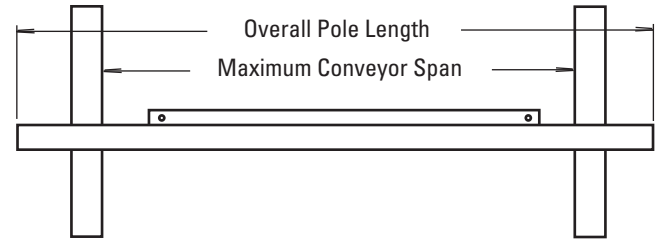
Specifications & Guidelines

MDWS Secondary Cleaner DryWipe for Removing Water

Pole Length Specifications*

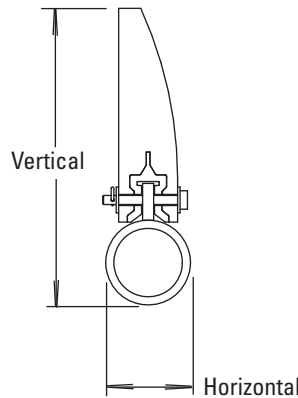
CLEANER SIZE		BLADE WIDTH		POLE LENGTH		MAXIMUM CONVEYOR SPAN	
in.	mm	in.	mm	in.	mm	in.	mm
24	600	28	700	84	2100	68	1700
30	750	34	850	90	2250	74	1850
36	900	40	1000	96	2400	80	2000
42	1050	46	1150	102	2550	86	2150
48	1200	52	1300	108	2700	92	2300
54	1350	58	1450	114	2850	98	2450
60	1500	64	1600	120	3000	104	2600
72	1800	76	1900	126	3150	116	2900
84	2100	88	2200	138	3450	128	3200
96"	2400	100	2500	150	3750	140	3500

*For special extra long pole length requirements a Pole Extender Kit (#76024) is available that provides 30" (750mm) of extended pole length. (137).
Pole Diameter – 2-7/8" (73mm)



Clearance Guidelines for Installation

HORIZONTAL CLEARANCE REQUIRED		VERTICAL CLEARANCE REQUIRED	
in.	mm	in.	mm
4	100	10	250

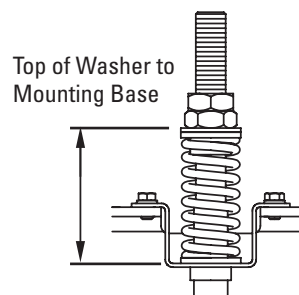


Spring Length Chart

with SST Spring Tensioner

BLADE WIDTH	WHITE SPRING	SILVER SPRING	BLACK SPRING	GOLD SPRING
24"	3 1/8"	3 7/8"	N/A	N/A
30"	2 7/8"	3 3/4"	N/A	N/A
36"	N/A	3 3/4"	3 7/8"	N/A
42"	N/A	3 5/8"	3 3/4"	N/A
48"	N/A	3 1/2"	3 5/8"	N/A
54"	N/A	3 3/8"	3 5/8"	N/A
60"	N/A	3 1/4"	3 1/2"	N/A
72"	N/A	N/A	3 3/8"	3 5/8"
84"	N/A	N/A	3"	3 1/2"
96"	N/A	N/A	N/A	3 3/8"
108"	N/A	N/A	N/A	3 1/2"
120"	N/A	N/A	N/A	3 3/8"

Shading indicates preferred spring option



PAT Pressure Chart

BLADE WIDTH	PSI
18"	15#
24"	19#
30"	23#
36"	27#
42"	31#
48"	35#
54"	39#
60"	43#
72"	51#
84"	59#
96"	67#

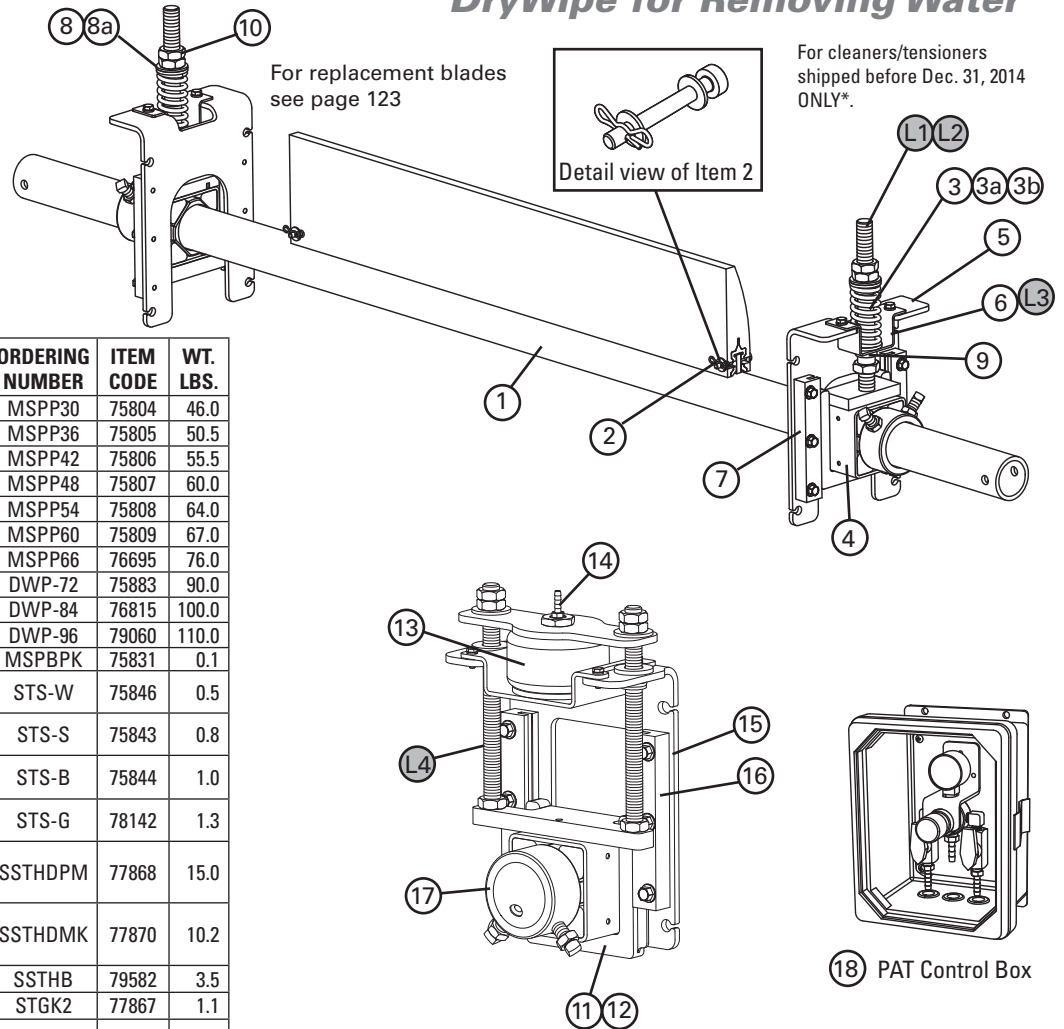
Specifications:

- Maximum Belt Speed1000 FPM (5M/sec)
- Temperature Rating-30°F to 180°F (-35°C to 82°C)
- Usable Blade Wear Length.....4-1/2" (113mm)
- Blade Height.....7-1/4" (185mm)
- BladePolyurethane with UHMW additive (softer durometer to squeegee water off)
- Available for Belt Widths24" to 96" (600 to 2400 mm). Other sizes available upon request.
- CEMA Cleaner RatingClass 4

U.S. Patent No. D482,508S

Replacement Parts List

MDWS Secondary Cleaner DryWipe for Removing Water



Replacement Parts

REF	DESCRIPTION	ORDERING NUMBER	ITEM CODE	WT. LBS.
1	24" (600mm) Pole	MSPP30	75804	46.0
	30" (750mm) Pole	MSPP36	75805	50.5
	36" (900mm) Pole	MSPP42	75806	55.5
	42" (1050mm) Pole	MSPP48	75807	60.0
	48" (1200mm) Pole	MSPP54	75808	64.0
	54" (1350mm) Pole	MSPP60	75809	67.0
	60" (1500mm) Pole	MSPP66	76695	76.0
	72" (1800mm) Pole	DWP-72	75883	90.0
	84" (2100mm) Pole	DWP-84	76815	100.0
96" (2400mm) Pole	DWP-96	79060	110.0	
2	Blade Pin Kit* (1 ea.)	MSPBPK	75831	0.1
3	Tension Spring - White (1 ea.) for belts 18" - 30" (450-750mm)	STS-W	75846	0.5
3a	Tension Spring - Silver (1 ea.) for belts 36" - 60" (900-1500mm)	STS-S	75843	0.8
3b	Tension Spring - Black (1 ea.) for belts 72" - 84" (1800-2100mm)	STS-B	75844	1.0
3c	Tension Spring - Gold (1 ea.) for belts 96" (2400mm)	STS-G	78142	1.3
4	HD Torsion Pole Mount* (1 ea.) (includes adjusting rod, 3 nuts & sleeve) (See 8 & 8a for bushings)	SSTHDPM	77868	15.0
5	SST HD Mounting Base Kit* (includes 1 mounting base, 2 slide guides, top hat bracket & bottom bushing)	SSTHDMK	77870	10.2
6	SST Hat Bracket (pair)	SSTHB	79582	3.5
7	SST Slide Guide Kit* (incl. 2 slide guides)	STGK2	77867	1.1
8	SST Bushing Kit - White/Silver (includes 2 bushings)	SSTBK-W	76636	0.1
8a	SST Bushing Kit - Black/Gold (includes 2 bushings)	SSTBK-B	76637	0.1
9	SST Lower Bushing Kit (pair)	SSTLBK	79493	0.1
10	Jam Nut Kit SST Tensioner	JNK-C	79893	0.3
-	HD Spring Tensioner* - White (includes 2 each items 3, 4, 5 & 8) for belts 18" - 30" (450-750mm)	SST2HD-W	77879	60.6
-	HD Spring Tensioner* - Silver (includes 2 each items 3a, 4, 5 & 8) for belts 36" - 60" (900-1500mm)	SST2HD-S	77880	61.4
-	HD Spring Tensioner* - Black (includes 2 each items 3b, 4, 5 & 8a) for belts 72" - 84" (1800-2100mm)	SST2HD-B	77881	62.0
-	HD Spring Tensioner* - Gold (includes 2 each items 3c, 4, 5 & 8a) for belts 96" (2400mm)	SST2HD-G	79041	62.6

*Hardware Included

Lead time: 1 working day

Legacy Replacement Parts for Tensioners shipped prior to Dec. 31, 2014*

L1	DESCRIPTION	STAK	ITEM CODE	WT. LBS.
L1	Adjusting Rod Kit (includes 1 rod, 2 nuts, 1 bushing, 1 washer) for belts 24" - 60" (600-1500mm)	STAK	75847	2.9
L2	HD Adjusting Rod Kit (includes 1 rod, 2 nuts, 1 HD bushing, 1 washer) for belts 72" - 84" (1800-2100mm)	STAKHD	75892	3.0
L3	Legacy SST Hat Channel Kit	SSTHK	79070	1.5
L4	SAT2 Adjusting Rod Kit	SAT2AK	78733	5.0
-	SST Tensioner Bushing Update Kit (includes 2 lower bushings, 2 sleeves, 2 nuts)	SST-BUK	76943	0.3

* See note on page 119 to verify if legacy parts are needed.

Secondary Air Tensioner 2 Replacement Parts

REF	DESCRIPTION	ORDERING NUMBER	ITEM CODE	WT. LBS.
11	SAT2 w/PAT Control Box	SAT2PAT	78735	43.5
12	SAT2 w/o Control Box	SAT2NCB	78703	41.0
13	SAT Air/Water Bag Kit	SATB	76083	5.1
14	SAT 1/8" Hose Barb Kit	SATHB	76084	0.1
15	SAT2 Mounting Base Kit	SAT2MK	78704	11.6
16	ST Slide Guide Kit	STGK2	77867	1.1
17	SAT2 Torsion Pole Mount (incl. threaded rods & 6 nuts)	SAT2PM	78732	11.1
18	PAT Control Box 100psi	PACB100	79656	11.0

Lead time: 1 working day

Spring Tensioner Selection Chart

CLEANER SIZE	77879 SST2HD-W	77880 SST2HD-S	77881 SST2HD-B	79041 SST2HD-G
MDWS 24" - 30" (600 - 750 mm)	X			
MDWS 36" - 60" (900 - 1500 mm)		X		
MDWS 72" - 84" (1800 - 2100 mm)			X	
MDWS 96" (2400 mm)				X

U.S. Patent No. D482,508S

Product Ordering Information

Motorized Brush Cleaner

Motorized Brush Cleaner with 208-230/460VAC 3-Phase Motor

BELT WIDTH		ORDERING NUMBER	ITEM CODE	WT. LBS.
in.	mm			
18	450	MBC-18	79494	136.7
24	600	MBC-24	79495	146.5
30	750	MBC-30	79496	150.2
36	900	MBC-36	79497	156.5
42	1050	MBC-42	79498	162.6
48	1200	MBC-48	79499	179.0
54	1350	MBC-54	79500	185.9
60	1500	MBC-60	79501	192.0
72	1800	MBC-72	79502	205.1
84	2100	MBC-84	79503	217.5

Lead time: 1 working day

with IP66 Motor

ORDERING NUMBER	ITEM CODE	WT. LBS.
MBC-18-S	91571	136.7
MBC-24-S	91572	146.5
MBC-30-S	91573	150.2
MBC-36-S	91574	156.5
MBC-42-S	91575	162.6
MBC-48-S	91576	179.0
MBC-54-S	91577	185.9
MBC-60-S	91578	192.0
MBC-72-S	91579	205.1
MBC-84-S	91580	217.5

Motorized Brush Cleaner with 575V 3-Phase Motor

BELT WIDTH		ORDERING NUMBER	ITEM CODE	WT. LBS.
in.	mm			
18	450	MBC-18-575V	79914	136.7
24	600	MBC-24-575V	79915	146.5
30	750	MBC-30-575V	79916	150.2
36	900	MBC-36-575V	79917	156.5
42	1050	MBC-42-575V	79918	162.6
48	1200	MBC-48-575V	79919	179.0
54	1350	MBC-54-575V	79920	185.9
60	1500	MBC-60-575V	79921	192.0
72	1800	MBC-72-575V	79922	205.1
84	2100	MBC-84-575V	79923	217.5

Lead time: 1 working day

with IP66 Motor

ORDERING NUMBER	ITEM CODE	WT. LBS.
MBC-18-575V-S	91581	136.7
MBC-24-575V-S	91582	146.5
MBC-30-575V-S	91583	150.2
MBC-36-575V-S	91584	156.5
MBC-42-575V-S	91585	162.6
MBC-48-575V-S	91586	179.0
MBC-54-575V-S	91587	185.9
MBC-60-575V-S	91588	192.0
MBC-72-575V-S	91589	205.1
MBC-84-575V-S	91590	217.5

Replacement Brushes

BELT WIDTH		ORDERING NUMBER	ITEM CODE	WT. LBS.
in.	mm			
18	450	MBRD-18	79514	9.6
24	600	MBRD-24	79515	13.5
30	750	MBRD-30	79516	17.1
36	900	MBRD-36	79517	20.5
42	1050	MBRD-42	79518	23.7
48	1200	MBRD-48	79519	26.8
54	1350	MBRD-54	79520	30.7
60	1500	MBRD-60	79521	33.9
72	1800	MBRD-72	79522	41.0
84	2100	MBRD-84	79523	47.5

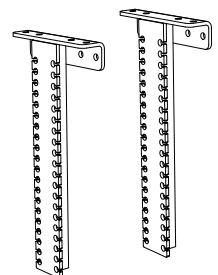
Lead time: 1 working day



Motorized Brush Cleaner

Optional Mounting Brackets (Pair)

ORDERING NUMBER	ITEM CODE	WT. LBS.
MBCDBK	79536	28.9



Product Notes:

- Spins opposite the belt direction for optimal cleaning.
- Uniquely patterned bristles aid in reducing material buildup and clogging.
- Adjustable tensioners allow easy brush-to-belt adjustment as the bristles wear.
- Works on mechanically spliced or vulcanized belts.

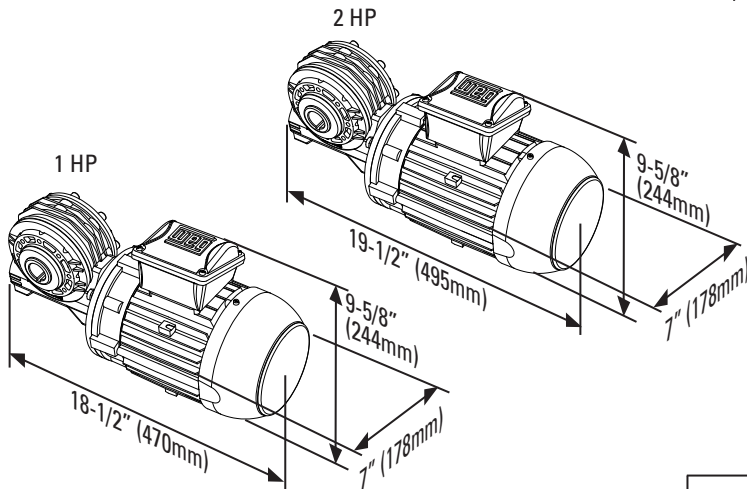
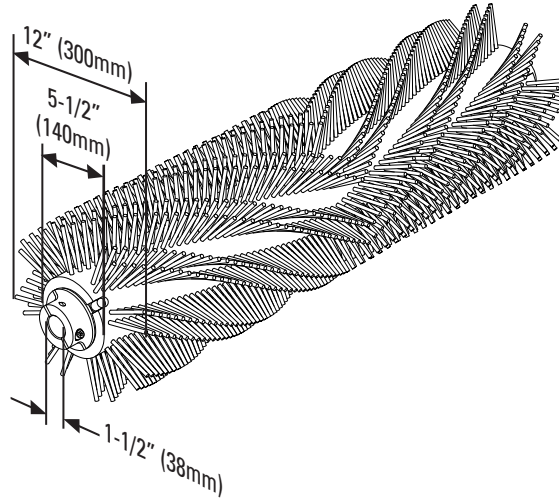
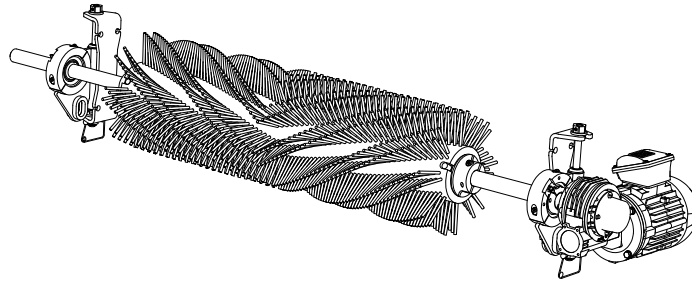
Specifications & Guidelines

Motorized Brush Cleaner

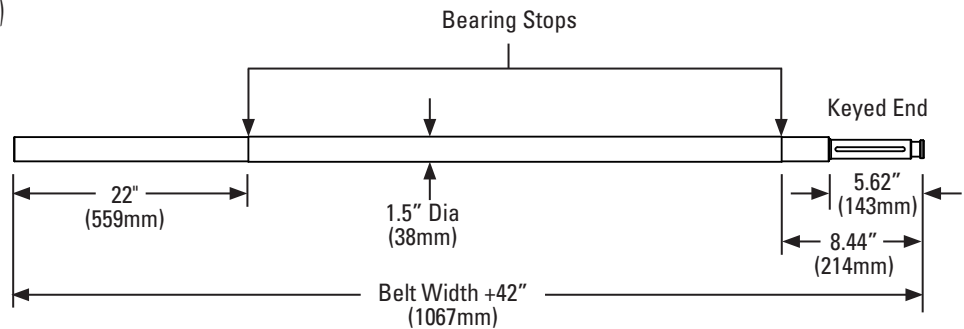
Specifications

Belt Speed	Up to 700 fpm (3.5M/sec)
Vertical and Horizontal Clearance	12" (305mm)
Temperature Range	-20°F to 180°F (-30°C to 82°C)
Maximum Chevron or Cleat Height	1/2" (13mm)
Bristle Length	3-1/4" (83mm)
Overall Diameter	12" (305mm)
Shaft Length	Belt Width plus 42" (1067mm)
Shaft Diameter	1-1/2" (38mm)
Motor Voltage and HP Options	208-230/460VAC 3 Phase*
	1 HP (cleaners 18-42" (450-1050mm))
	2 HP (cleaners 48-84" (1200-2100mm))
	575V 3 Phase*
1 HP (cleaners 18-36" (450-900mm))	
2 HP (cleaners 42-84" (1050-2100mm))	
Motor Ingress Protection	IP55 or IP66
CEMA Cleaner Rating	Class 4

*Other motors available upon request



Shaft Measurements

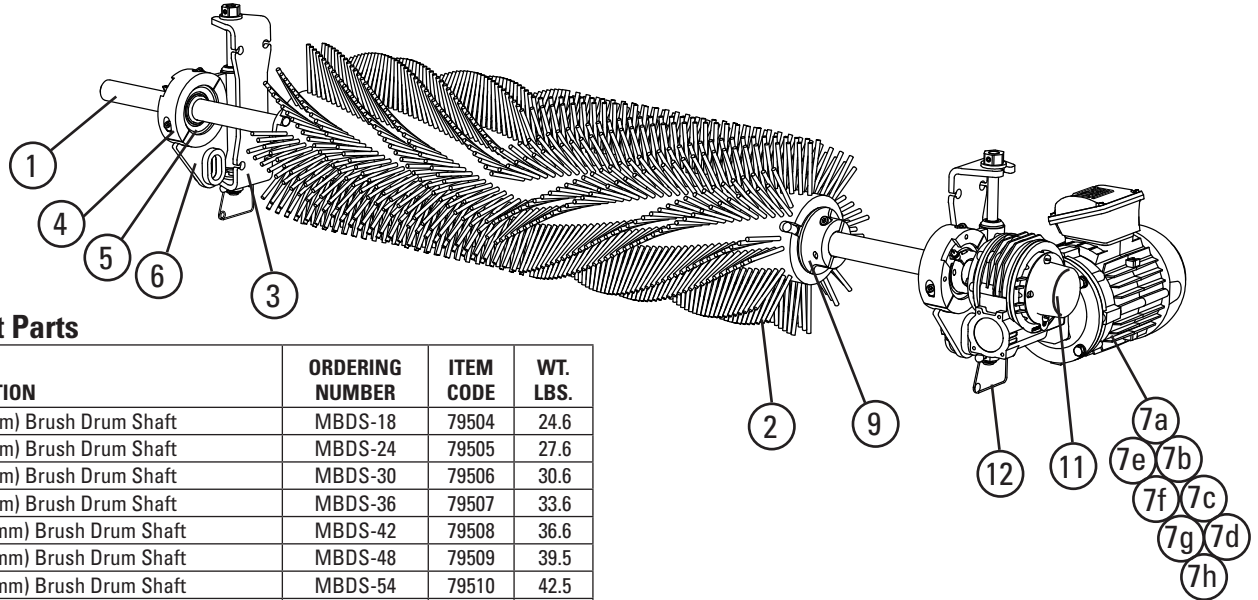


Product Notes:

- Spins opposite the belt direction for optimal cleaning.
- Uniquely patterned bristles aid in reducing material buildup and clogging.
- Adjustable tensioners allow easy brush-to-belt adjustment as the bristles wear.
- Works on mechanically spliced or vulcanized belts.

Replacement Parts

Motorized Brush Cleaner



Replacement Parts

REF	DESCRIPTION	ORDERING NUMBER	ITEM CODE	WT. LBS.
1	18" (450mm) Brush Drum Shaft	MBDS-18	79504	24.6
	24" (600mm) Brush Drum Shaft	MBDS-24	79505	27.6
	30" (750mm) Brush Drum Shaft	MBDS-30	79506	30.6
	36" (900mm) Brush Drum Shaft	MBDS-36	79507	33.6
	42" (1050mm) Brush Drum Shaft	MBDS-42	79508	36.6
	48" (1200mm) Brush Drum Shaft	MBDS-48	79509	39.5
	54" (1350mm) Brush Drum Shaft	MBDS-54	79510	42.5
	60" (1500mm) Brush Drum Shaft	MBDS-60	79511	45.5
	72" (1800mm) Brush Drum Shaft	MBDS-72	79512	51.5
84" (2100mm) Brush Drum Shaft	MBDS-84	79513	57.5	
2	18" (450mm) Replacement Brush Drum	MBRD-18	79514	9.6
	24" (600mm) Replacement Brush Drum	MBRD-24	79515	13.5
	30" (750mm) Replacement Brush Drum	MBRD-30	79516	17.1
	36" (900mm) Replacement Brush Drum	MBRD-36	79517	20.5
	42" (1050mm) Replacement Brush Drum	MBRD-42	79518	23.7
	48" (1200mm) Replacement Brush Drum	MBRD-48	79519	26.8
	54" (1350mm) Replacement Brush Drum	MBRD-54	79520	30.7
	60" (1500mm) Replacement Brush Drum	MBRD-60	79521	33.9
	72" (1800mm) Replacement Brush Drum	MBRD-72	79522	41.0
84" (2100mm) Replacement Brush Drum	MBRD-84	79523	47.5	
3	Brush Mounting Base* (1)	MBCMK	79524	4.7
4	Brush Bearing Clamp* (1)	MBCBC	79525	1.9
5	Brush Cleaner Bearings (2)	MBCB	79526	7.2
6	Brush Bearing Mount* (1)	MBCBM	79528	9.7
7a	Gearmotor Assy, 1 HP IP55 for belts up to 42" (1050mm)	MBCM-1	79529	55.0
7b	Gearmotor Assy, 2 HP IP55 for belts 48" (1200mm) and up	MBCM-2	79530	65.0
7c	Gearmotor Assy, 1 HP 575V IP55 for belts up to 36" (900mm)	MBCM-575-1	79924	55.0
7d	Gearmotor Assy, 2 HP 575V IP55 for belts 42" (1050mm) and up	MBCM-575-2	79925	65.0
7e	Gearmotor Assy, 1 HP IP66 for belts up to 42" (1050mm)	MBCM-1-S	91591	55.0
7f	Gearmotor Assy, 2 HP IP66 for belts 48" (1200mm) and up	MBCM-2-S	91592	65.0
7g	Gearmotor Assy, 1 HP 575V IP66 for belts up to 36" (900mm)	MBCM-575-1-S	91593	55.0
7h	Gearmotor Assy, 2 HP 575V IP66 for belts 42" (1050mm) and up	MBCM-575-2-S	91594	65.0
8	Brush Cleaner Torque Arm* (1)	MBCTA	79531	2.5
9	Brush Locks* (2)	MBCBL	79532	9.4
10	Brush Motor Key Kit (1)	MBCMCK	79533	0.3
11	MBC Shaft End Cap* (1)	MBCEC	79534	0.1
12	Tensioner Lock Pins (2)	STLP	79535	0.2
13	Brush Cleaner Drop Brackets* (2)	MBCDBK	79536	28.9
-	Brush Cleaner Adjusting Bracket (1) (incl. bearing and 1 ea. items 3,4,6,&12)	MBADB	79527	18.1

*Hardware Included

Lead time: 1 working day


Product Ordering Information

Chevron Belt Cleaner


Chevron Belt Cleaner

BELT WIDTH		DRUM WIDTH		ORDERING NUMBER	ITEM CODE	WT. LBS.
in.	mm	in.	mm			
18	450	18	450	CBC18	76668	74.0
24	600	24	600	CBC24	76669	81.9
30	750	30	750	CBC30	76670	90.8
36	900	36	900	CBC36	76671	99.7
42	1050	42	1050	CBC42	76672	107.5
48	1200	48	1200	CBC48	76673	116.5
54	1350	54	1350	CBC54	76674	124.3
60	1500	60	1500	CBC60	76675	133.2
72	1800	72	1800	CBC72	90762	150.0
84	2100	84	2100	CBC84	90763	166.8

Lead time: 1 working day

 Shaded items are made to order.

Lead time: 3 working days




Replacement Parts

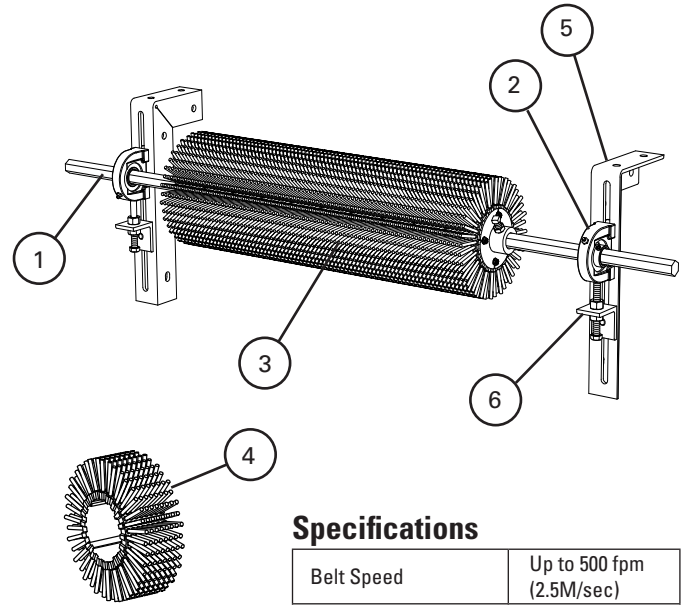
REF	DESCRIPTION	ORDERING NUMBER	ITEM CODE	WT. LBS.
1	18" (450mm) Drum Shaft	CBCS18	90537	15.1
	24" (600mm) Drum Shaft	CBCS24	90538	17.0
	30" (750mm) Drum Shaft	CBCS30	90539	18.9
	36" (900mm) Drum Shaft	CBCS36	90540	20.8
	42" (1050mm) Drum Shaft	CBCS42	90541	22.7
	48" (1200mm) Drum Shaft	CBCS48	90542	24.6
	54" (1350mm) Drum Shaft	CBCS54	90543	26.4
	60" (1500mm) Drum Shaft	CBCS60	90544	28.3
	72" (1800mm) Drum Shaft	CBCS72	90554	33.9
84" (2100mm) Drum Shaft	CBCS84	90555	39.6	
2	Chevron Pillow Block*	CPB	76692	1.2
3	18" (450mm) Repl Drum w/Fingers*	CRDF18	90631	25.0
	24" (600mm) Repl Drum w/Fingers*	CRDF24	90632	31.0
	30" (750mm) Repl Drum w/Fingers*	CRDF30	90633	38.0
	36" (900mm) Repl Drum w/Fingers*	CRDF36	90634	45.0
	42" (1050mm) Repl Drum w/Fingers*	CRDF42	90635	51.0
	48" (1200mm) Repl Drum w/Fingers*	CRDF48	90636	58.0
	54" (1350mm) Repl Drum w/Fingers*	CRDF54	90637	64.0
	60" (1500mm) Repl Drum w/Fingers*	CRDF60	90638	71.0
72" (1800mm) Repl Drum w/Fingers*	CRDF72	90639	84.0	
84" (2100mm) Repl Drum w/Fingers*	CRDF84	90640	97.0	
4	3" (75mm) Replacement Finger Ring	CBC3R	90641	2.5
5	Mounting Bracket Kit (1 Right and 1 Left)	EZS2MBK	75666	13.0
6	Adjusting Bracket Kit* (1 ea.)	PAB	75513	1.5

*Hardware Included

Lead time: 1 working day

 Shaded items are made to order.

Lead time: 3 working days



Specifications

Belt Speed	Up to 500 fpm (2.5M/sec)
Vertical and Horizontal Clearance	10" (250mm)
Temperature Range	-30°F to 180°F (-35°C to 82°C)
Maximum Chevron or Cleat Height	1" (25mm)
Finger Length	2" (50mm)
Rubber Durometer	45A
Overall Diameter	9-1/2" (238mm)
Shaft Length	Belt Width plus 30" (750mm)
Shaft	1" (25mm) Hex
CEMA Cleaner Rating	Class 3

Product Notes:

- Free-rotating. Works only when the belt is running.
- Self-cleaning. Finger length, spacing and the rotary action allows carryback to fall free instead of clogging.
- Easy to install. Few parts and step-by-step instructions make the job simple.
- Long-wearing SBR rubber. Drum life ranges from 1 to 3 years depending upon the application conditions and the material being conveyed.
- Works on reversing belts.
- Finger rings can be replaced individually or all at once by replacing the drum.

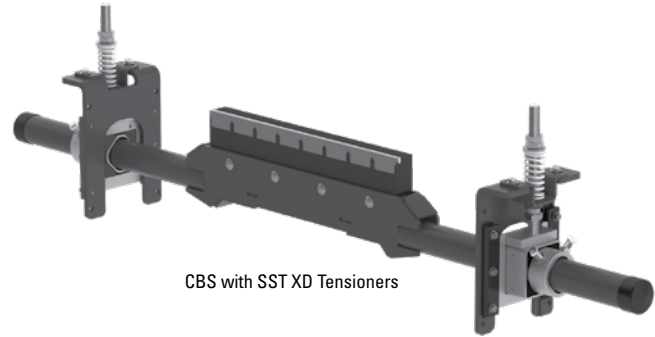
Product Ordering Information

Continuous Blade Secondary Cleaner

Continuous Blade Secondary Cleaners with SST XD Tensioners

BELT WIDTH		ORDERING NUMBER	ITEM CODE	WT. LBS.
in.	mm			
18	450	CBS18SF	79936	154.0
24	600	CBS24SF	79937	168.0
30	750	CBS30SF	79938	182.0
36	900	CBS36SF	79939	196.0
42	1050	CBS42SF	79940	210.0
48	1200	CBS48SF	79941	224.0
54	1350	CBS54SF	79942	238.0
60	1500	CBS60SF	79943	252.0
72	1800	CBS72SF	79944	280.0
84	2100	CBS84SF	79945	308.0
96	2400	CBS96SF	79946	336.0

Lead time: 1 day; shaded items 3 weeks




CBS with SST XD Tensioners

Continuous Blade Secondary Cleaners with SAT XD Tensioners

BELT WIDTH		ORDERING NUMBER	ITEM CODE	WT. LBS.
in.	mm			
18	450	CBS18PF	79958	135.5
24	600	CBS24PF	79959	149.5
30	750	CBS30PF	79960	163.5
36	900	CBS36PF	79961	177.5
42	1050	CBS42PF	79962	191.5
48	1200	CBS48PF	79963	205.5
54	1350	CBS54PF	79964	219.5
60	1500	CBS60PF	79965	233.5
72	1800	CBS72PF	79966	261.5
84	2100	CBS84PF	79967	289.5
96	2400	CBS96PF	79968	317.5

*Includes control box

Lead time: 1 day; shaded items 3 weeks



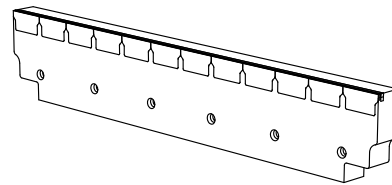
CBS with SAT XD Tensioners

PAT Control Box

Replacement Blades for Continuous Blade Secondary Cleaners

BELT WIDTH		ORDERING NUMBER	ITEM CODE	WT. LBS.
in.	mm			
18	450	CBSBLD18F	79947	16.0
24	600	CBSBLD24F	79948	22.0
30	750	CBSBLD30F	79949	27.0
36	900	CBSBLD36F	79950	33.0
42	1050	CBSBLD42F	79951	39.0
48	1200	CBSBLD48F	79952	45.0
54	1350	CBSBLD54F	79953	50.0
60	1500	CBSBLD60F	79954	56.0
72	1800	CBSBLD72F	79955	67.0
84	2100	CBSBLD84F	79956	79.0
96	2400	CBSBLD96F	79957	90.0

Lead time: 1 day; shaded items 3 weeks



CBS Flat Replacement Blade

Product Notes:

- Heavy-duty design to deliver maximum cleaning efficiency on the most demanding, abusive beltlines.
- Pole Length: Belt width plus 54" (1350mm). For longer requirements, see Minline Installation Accessories – Pole Extender Kit (page 137).
- To make cleaner installation easier and quicker, see Optional Mounting Kits (page 137).
- It is recommended that mechanical fasteners on the belt be skived.

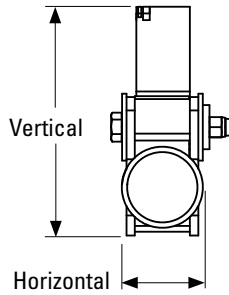
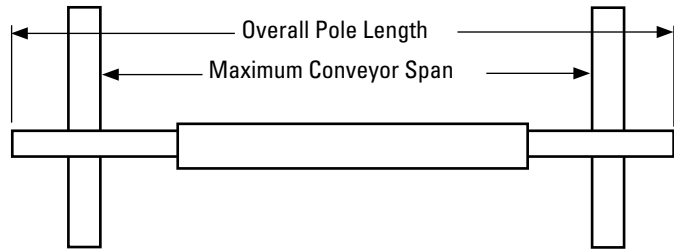
Specifications and Guidelines

Continuous Blade Secondary Cleaner

Pole Length Specifications*

CLEANER SIZE		BLADE WIDTH		POLE LENGTH		MAXIMUM CONVEYOR SPAN	
in.	mm	in.	mm	in.	mm	in.	mm
18	450	18	450	72	1800	62	1550
24	600	24	600	78	1950	68	1700
30	750	30	750	84	2100	74	1850
36	900	36	900	90	2250	80	2000
42	1050	42	1050	96	2400	86	2150
48	1200	48	1200	102	2550	92	2300
54	1350	54	1350	108	2700	98	2450
60	1500	60	1500	114	2850	104	2600
72	1800	72	1800	126	3150	116	2900
84	2100	84	2100	138	3450	128	3200
96	2400	96	2400	150	3750	140	3500

*For special extra long pole length requirements a Pole Extender Kit (#76024) is available that provides 30" (750mm) of extended pole length. See Page 137. Pole Diameter - 2-7/8" (73mm)



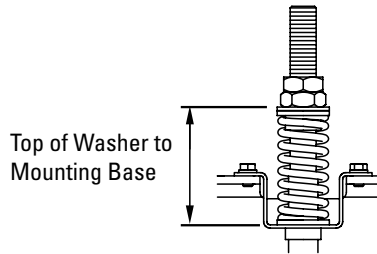
Clearance Guidelines for Installation

HORIZONTAL CLEARANCE REQUIRED		VERTICAL CLEARANCE REQUIRED	
in.	mm	in.	mm
4-1/2	115	9	229

SST XD Tensioner Spring Length Chart

Blade Width		White Spring		Silver Spring		Black Spring		Gold Spring	
in.	mm	in.	mm	in.	mm	in.	mm	in.	mm
18	450	3 3/8	86	4	102	N/A	N/A	N/A	N/A
24	600	3 1/8	79	3 7/8	98	N/A	N/A	N/A	N/A
30	750	2 7/8	73	3 3/4	95	N/A	N/A	N/A	N/A
36	900	N/A	N/A	3 3/4	95	3 7/8	98	N/A	N/A
42	1050	N/A	N/A	3 5/8	92	3 3/4	95	N/A	N/A
48	1200	N/A	N/A	3 1/2	89	3 5/8	92	N/A	N/A
54	1350	N/A	N/A	3 3/8	86	3 5/8	92	3 3/4	95
60	1500	N/A	N/A	3 1/4	83	3 1/2	89	3 3/4	95
72	1800	N/A	N/A	N/A	N/A	3 3/8	86	3 5/8	92
84	2100	N/A	N/A	N/A	N/A	3 1/8	79	3 1/2	89
96	2400	N/A	N/A	N/A	N/A	N/A	N/A	3 3/8	86

Shading indicates preferred spring option. Measure spring as shown below.



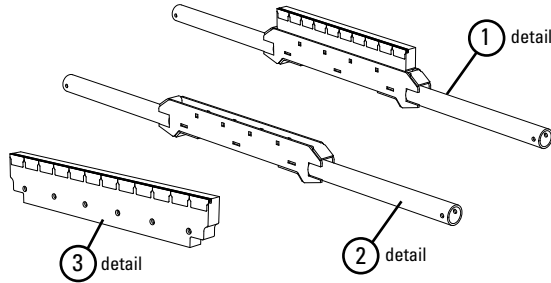
SAT XD Tensioner Pressure Chart

Blade Width		Blades	Pressure	
in.	mm		psi	kPa
18	450	3	15#	103
24	600	4	19#	131
30	750	5	23#	159
36	900	6	27#	186
42	1050	7	31#	214
48	1200	8	35#	241
54	1350	9	39#	269
60	1500	10	43#	296
72	1800	12	51#	352
84	2100	14	59#	407
96	2400	16	67#	462

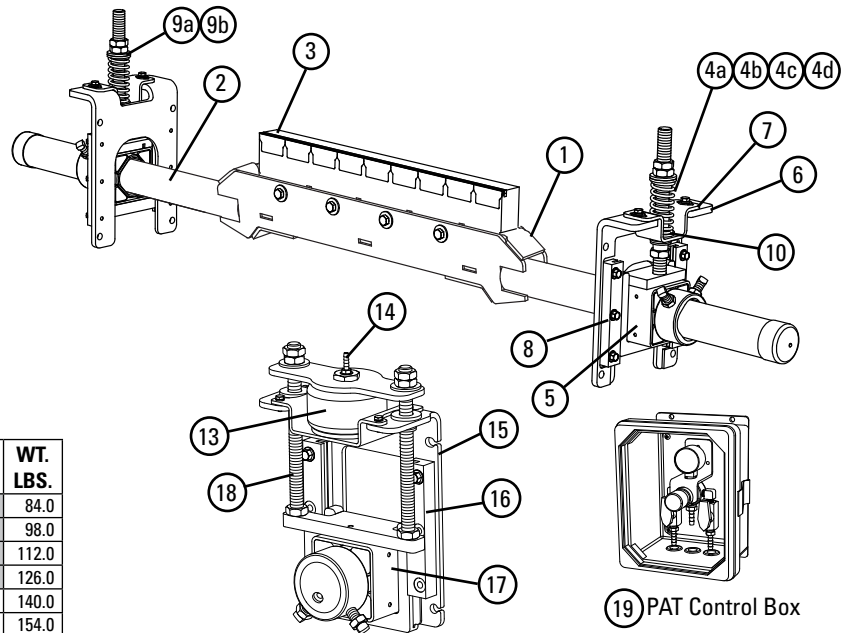
Specifications:

- Maximum Belt Speed800 FPM (4M/sec)
- Temperature Rating-30°F to 180°F (-35°C to 82°C)
- Available for Belt Widths18" to 96" (450 to 2400mm). Other sizes available upon request.

Replacement Parts



Continuous Blade Secondary Cleaner



Replacement Parts

REF	DESCRIPTION	ORDERING NUMBER	ITEM CODE	WT. LBS.
1	18" (450mm) CBS Blade/Pole Flat	CBSBP18F	90101	84.0
	24" (600mm) CBS Blade/Pole Flat	CBSBP24F	90102	98.0
	30" (750mm) CBS Blade/Pole Flat	CBSBP30F	90103	112.0
	36" (900mm) CBS Blade/Pole Flat	CBSBP36F	90104	126.0
	42" (1050mm) CBS Blade/Pole Flat	CBSBP42F	90105	140.0
	48" (1200mm) CBS Blade/Pole Flat	CBSBP48F	90106	154.0
	54" (1350mm) CBS Blade/Pole Flat	CBSBP54F	90107	168.0
	60" (1500mm) CBS Blade/Pole Flat	CBSBP60F	90108	182.0
	72" (1800mm) CBS Blade/Pole Flat	CBSBP72F	90109	210.0
	84" (2100mm) CBS Blade/Pole Flat	CBSBP84F	90110	238.0
	96" (2400mm) CBS Blade/Pole Flat	CBSBP96F	90111	266.0
	2	18" (450mm) CBS Repl Pole	CBSP18	91432
24" (600mm) CBS Repl Pole		CBSP24	91433	76.0
30" (750mm) CBS Repl Pole		CBSP30	91434	85.0
36" (900mm) CBS Repl Pole		CBSP36	91435	93.0
42" (1050mm) CBS Repl Pole		CBSP42	91436	101.0
48" (1200mm) CBS Repl Pole		CBSP48	91437	109.0
54" (1350mm) CBS Repl Pole		CBSP54	91438	118.0
60" (1500mm) CBS Repl Pole		CBSP60	91439	126.0
72" (1800mm) CBS Repl Pole		CBSP72	91440	143.0
84" (2100mm) CBS Repl Pole		CBSP84	91441	159.0
96" (2400mm) CBS Repl Pole		CBSP96	91442	176.0
3		18" (450mm) CBS Blade Flat	CBSBLD18F	79947
	24" (600mm) CBS Blade Flat	CBSBLD24F	79948	22.0
	30" (750mm) CBS Blade Flat	CBSBLD30F	79949	27.0
	36" (900mm) CBS Blade Flat	CBSBLD36F	79950	33.0
	42" (1050mm) CBS Blade Flat	CBSBLD42F	79951	39.0
	48" (1200mm) CBS Blade Flat	CBSBLD48F	79952	45.0
	54" (1350mm) CBS Blade Flat	CBSBLD54F	79953	50.0
	60" (1500mm) CBS Blade Flat	CBSBLD60F	79954	56.0
	72" (1800mm) CBS Blade Flat	CBSBLD72F	79955	67.0
	84" (2100mm) CBS Blade Flat	CBSBLD84F	79956	79.0
96" (2400mm) CBS Blade Flat	CBSBLD96F	79957	90.0	
4a	Tension Spring - White (1 ea.) for belts 18" - 30" (450-750mm)	STS-W	75846	0.5
4b	Tension Spring - Silver (1 ea.) for belts 36" - 48" (900-1200mm)	STS-S	75843	0.8
4c	Tension Spring - Black (1 ea.) for belts 54" - 84" (1350-2100mm)	STS-B	75844	1.0
4d	Tension Spring - Gold (1 ea.) for belts 96" (2400mm)	STS-G	78142	1.3
5	HD Torsion Pole Mount* (1 ea.) (includes HD adjusting rod, nuts & sleeve) (See 9 & 9a for bushings)	SSTHDP	77868	15.0
6	SST XD Mounting Base Kit* (includes 1 mounting base, 2 slide guides, top hat bracket & bottom bushing)	SSTXDMK	91412	10.2
7	SST Hat Bracket (pair)	SSTHB	79582	3.0
8	Slide Guide Kit* (incl. 2 slide guides)	STGK2	77867	1.1
9a	SST Bushing Kit - White/Silver (includes 2 bushings)	SSTBK-W	76636	0.1
9b	SST Bushing Kit - Black/Gold (includes 2 bushings)	SSTBK-B	76637	0.1
10	SST Lower Bushing Kit (pair)	SSTLBK	79493	.2

*Hardware Included

Lead time: 1 day; shaded items 3 weeks

- 11 Secondary Air Tensioner XD with Control Box
- 12 Secondary Air Tensioner XD w/o Control Box

SAT XD (Secondary Air Tensioner XD) Replacement Parts

REF	DESCRIPTION	ORDERING NUMBER	ITEM CODE	WT. LBS.
11	SAT XD w/PAT Control Box	SATXD PAT	91413	43.5
12	SAT XD w/o Control Box	SATXDNCB	91414	41.0
13	SAT Air/Water Bag Kit	SATB	76083	5.1
14	SAT 1/8" Hose Barb Kit	SATHB	76084	0.1
15	SAT XD Mounting Base Kit	SAT2MK	91415	11.6
16	ST Slide Guide Kit	STGK2	77867	1.1
17	SAT2 Torsion Pole Mount	SAT2PM	78732	11.1
18	SAT2 Adjusting Rod Kit	SAT2AK	78733	5.0
19	PAT Control Box 100psi	PACB100	79656	11.0

Lead time: 1 working day

SST XD (Secondary Spring Tensioner XD) Options

REF	DESCRIPTION	ORDERING NUMBER	ITEM CODE	WT. LBS.
-	SST XD Spring Tensioner* - White (includes 2 each items 4a, 5, 6, & 9a) for belts 18" - 30" (450-750mm)	SSTXD-W	91408	60.6
-	SST XD Spring Tensioner* - Silver (includes 2 each items 4b, 5, 6, & 9a) for belts 36" - 48" (900-1200mm)	SSTXD-S	91409	61.4
-	SST XD Spring Tensioner* - Black (includes 2 each items 4c, 5, 6, & 9b) for belts 54" - 84" (1350-2100mm)	SSTXD-B	91410	62.0
-	SST XD Spring Tensioner* - Gold (includes 2 each items 4d, 5, 6, & 9b) for belts 96" (2400mm)	SSTXD-G	91411	62.6

Spring Tensioner Selection Chart

CLEANER SIZE	91408 SSTXD-W	91409 SSTXD-S	91410 SSTXD-B	91411 SSTXD-G
CBS 18" - 30" (450 - 750mm)	X			
CBS 36" - 48" (900 - 1200mm)		X		
CBS 54" - 84" (1350 - 2100mm)			X	
CBS 96" (2400mm)				X

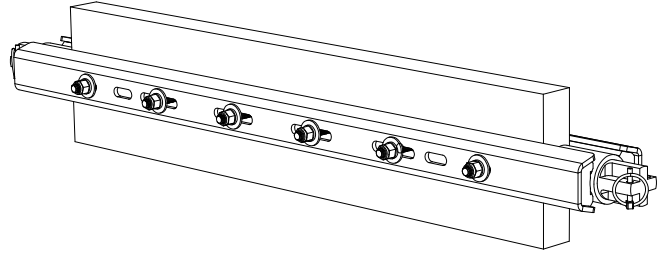
Product Ordering Information

Retrofit Blade Holders for Richwood 1C Precleaner

Richwood 1C Precleaner Replacement Blade/Holder – Belt Width Minus 6" (150mm)

BELT WIDTH		BLADE WIDTH		ORDERING NUMBER	ITEM CODE	WT. LBS.
in.	mm	in.	mm			
24	600	18	450	RWPREC-624	90068	37.7
30	750	24	600	RWPREC-630	90069	48.9
36	900	30	750	RWPREC-636	90070	54.4
42	1050	36	900	RWPREC-642	90071	62.6
48	1200	42	1050	RWPREC-648	90072	71.1
54	1350	48	1200	RWPREC-654	90073	79.3
60	1500	54	1350	RWPREC-660	90074	87.7
72	1800	66	1650	RWPREC-672	90075	104.4
84	2100	78	1950	RWPREC-684	90076	121.1
96	2400	90	2250	RWPREC-696	90077	137.8

Lead time: 1 working day



Richwood 1C Precleaner Replacement Blade/Holder – Belt Width Minus 12" (300mm)


BELT WIDTH		BLADE WIDTH		ORDERING NUMBER	ITEM CODE	WT. LBS.
in.	mm	in.	mm			
30	750	18	450	RWPREC-1230	90078	40.9
36	900	24	600	RWPREC-1236	90079	50.1
42	1050	30	750	RWPREC-1242	90080	57.6
48	1200	36	900	RWPREC-1248	90081	66.8
54	1350	42	1050	RWPREC-1254	90082	74.3
60	1500	48	1200	RWPREC-1260	90083	83.5
72	1800	60	1500	RWPREC-1272	90084	100.2
84	2100	72	1800	RWPREC-1284	90085	116.9
96	2400	84	2100	RWPREC-1296	90086	133.6

Lead time: 1 working day

Richwood 1C Precleaner Replacement Blade/Holder – Belt Width Minus 18" (450mm)

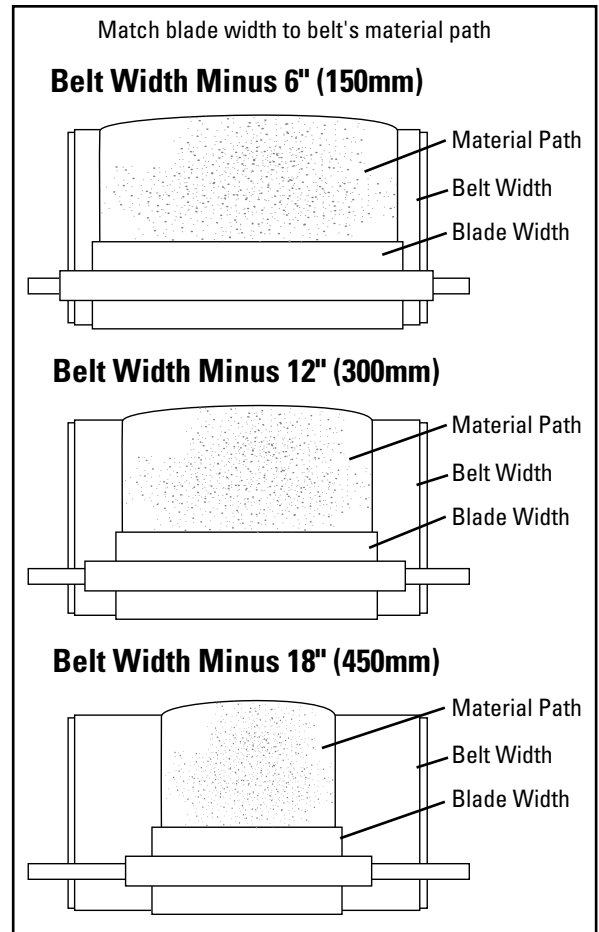
BELT WIDTH		BLADE WIDTH		ORDERING NUMBER	ITEM CODE	WT. LBS.
in.	mm	in.	mm			
36	900	18	450	RWPREC-1836	91214	45.1
42	1050	24	600	RWPREC-1842	91215	53.3
48	1200	30	750	RWPREC-1848	91216	61.8
54	1350	36	900	RWPREC-1854	91217	70.0
60	1500	42	1050	RWPREC-1860	91218	78.5
72	1800	54	1350	RWPREC-1872	91219	95.2
84	2100	66	1650	RWPREC-1884	91220	111.9
96	2400	78	1950	RWPREC-1896	91221	128.6

Lead time: 1 working day

 Shaded items are made to order.
Lead time: 10 working days

Product Notes:

- For optimal cleaning and reduced blade retensioning maintenance, the cleaner blade width should be sized to fit the material path of the belt. The material path is typically 2/3 of the belt width. In most cases a blade size of belt width minus 12" (300 mm) may be the best selection.
- Each cleaner can be retrofitted with multiple standard replacement blade sizes belt width minus 6" (150 mm), minus 12" (300 mm), and minus 18" (450 mm), and provides additional options for custom-fit material paths.
- Blades can be worn until 1/4" (6 mm) above the blade holder, then rotated 180° for a second blade wear area.
- Works with mechanical or vulcanized splices.
- Replacement blades with this design are simple and easy – no longer do you need to purchase an entire blade/pole assembly to replace the blade.



Product Ordering Information

Retrofit Blades for Richwood 1C Precleaner

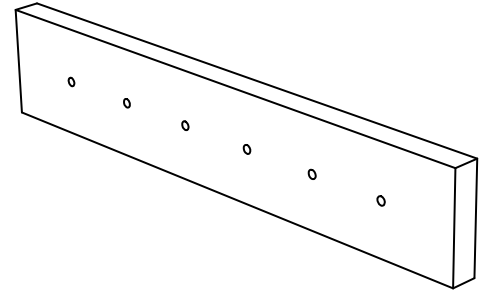
Replacement Blades for Richwood 1C Precleaner

BLADE WIDTH		ORDERING NUMBER	ITEM CODE	WT. LBS.
in.	mm			
18	450	RWPBLD-18	90087	12.7
24	600	RWPBLD-24	90088	16.9
30	750	RWPBLD-30	90089	21.1
36	900	RWPBLD-36	90090	25.3
42	1050	RWPBLD-42	90091	29.6
48	1200	RWPBLD-48	90092	33.8
54	1350	RWPBLD-54	90093	38.0
60	1500	RWPBLD-60	90094	42.2
66	1650	RWPBLD-66	90095	46.5
72	1800	RWPBLD-72	90096	50.7
78	1950	RWPBLD-78	90097	54.9
84	2100	RWPBLD-84	90098	59.1
90	2250	RWPBLD-90	90099	63.4

*Hardware included

Lead time: 1 working day

Shaded items are made to order.
Lead time: 10 working days




Product Ordering Information

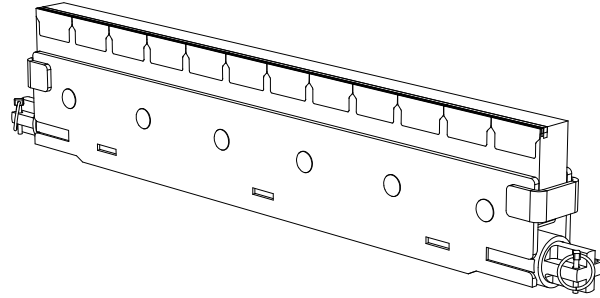
Retrofit Blade Holders for Richwood 1C-ITC Secondary

Replacement Blade/Holder for Richwood 1C-ITC Secondary Blade Type - FLAT

BELT WIDTH		ORDERING NUMBER	ITEM CODE	WT. LBS.
in.	mm			
18	450	RWSECS-18F	91417	42.0
24	600	RWSECS-24F	91418	53.0
30	750	RWSECS-30F	91419	64.0
36	900	RWSECS-36F	91420	76.0
42	1050	RWSECS-42F	91421	86.0
48	1200	RWSECS-48F	91422	97.0
54	1350	RWSECS-54F	91423	108.0
60	1500	RWSECS-60F	91424	120.0
72	1800	RWSECS-72F	91425	141.0
84	2100	RWSECS-84F	91426	163.0
96	2400	RWSECS-96F	91427	185.0

Lead Time: 1 working day


 Shaded items are made to order.
Lead time: 3 weeks

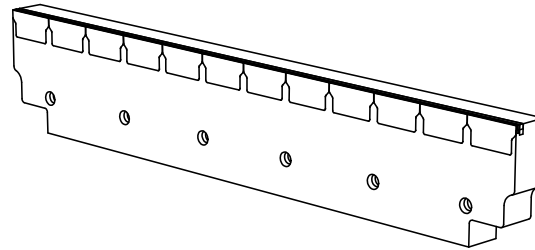


Replacement Blades for Richwood 1C-ITC Secondary Blade Type - FLAT

BELT WIDTH		ORDERING NUMBER	ITEM CODE	WT. LBS.
in.	mm			
18	450	CBSBLD18F	79947	16.0
24	600	CBSBLD24F	79948	22.0
30	750	CBSBLD30F	79949	27.0
36	900	CBSBLD36F	79950	33.0
42	1050	CBSBLD42F	79951	39.0
48	1200	CBSBLD48F	79952	45.0
54	1350	CBSBLD54F	79953	50.0
60	1500	CBSBLD60F	79954	56.0
72	1800	CBSBLD72F	79955	67.0
84	2100	CBSBLD84F	79956	79.0
96	2400	CBSBLD96F	79957	90.0

Lead Time: 1 working day

 Shaded items are made to order.
Lead time: 3 weeks



Product Notes:

- Works with mechanical or vulcanized splices.
- Replacement blades with this design are simple and easy – no longer do you need to purchase an entire blade/pole assembly to replace the blade.

Optional Mounting Kits

Installation Accessories

OPTIONAL MOUNTING KITS FOR BELT CLEANERS

Versatile, adjustable brackets and plates that can be mounted on the conveyor structure so precleaners and secondary cleaners can be easily and quickly bolted into place.



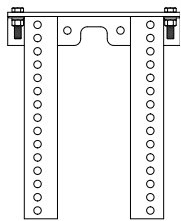
75830

- Optional Mounting Bar Kit
(with bolts, nuts and washers)
- For mounting precleaners on open head pulleys.
 - Weld on both sides of pulley and bolt on steel plates.
 - For use with MSP, MMP, MHP, MHCP



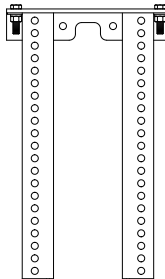
76537

- Mounting Plate Kit (incl. 2 plates, 16" x 32" (400 x 800 mm))
- For use with Mounting Bars to mount cleaners on open head pulleys.
 - For use with MSP, MMP, MHP, MHCP



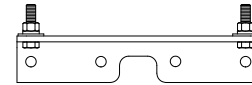
76071

- Standard Mounting Bracket Kit
- For MHS/MDWS secondary cleaner installs.



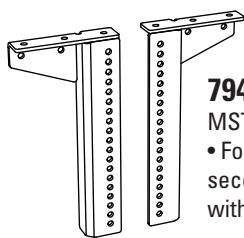
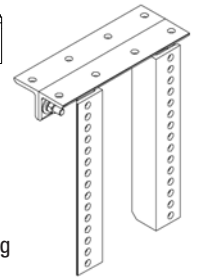
76072

- Long Mounting Bracket Kit
- For installations that require extra length legs.



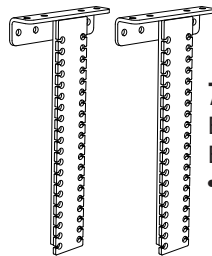
76073

- Optional Top Angle Kit
- Used with both standard and long mounting bracket kits for additional mounting options.



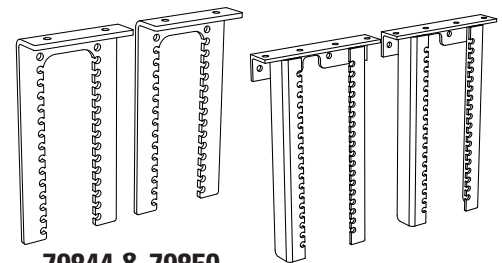
79434

- MST Drop Bracket Kit
- For installs of secondary cleaners with MST tensioners.



79536

- Brush Cleaner Drop Bracket Kit
- For brush cleaner installations that require extra length legs.



79844 & 79850

- Y-Type SD & HD Drop Bracket Kits
- For Y-Type cleaner installations that require extra length legs.

Optional Mounting Kits

(includes 2 brackets/bars)

DESCRIPTION	ORDERING NUMBER	ITEM CODE	WT. LBS.
Standard Mounting Bracket Kit *	SSTSMB	76071	34.3
Long Mounting Bracket Kit *	SSTLMB	76072	43.5
Optional Top Angle Kit *	SSTOTA	76073	10.5
Optional Mounting Bar Kit *	MMBK	75830	19.5
Mounting Plate Kit (incl. 2 plates)	MMPK	76537	140.0
MST Drop Brackets (2)	MSTDB	79434	27.7
Brush Cleaner Drop Brackets (2)	MBCDBK	79536	28.9
Y-Type Standard Duty Drop Brackets (2)	YSTDBK	79844	19.7
Y-Type Heavy Duty Drop Brackets (2)	YSTHDBK	79850	32.1

*Hardware Included

Lead time: 1 working day

Pole Extender Kit

(includes 2 pole extenders)

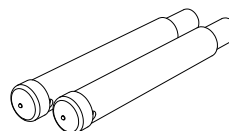
DESCRIPTION	ORDERING NUMBER	ITEM CODE	WT. LBS.
2-7/8" (73mm) Pole Extender Kit	MAPEK	76024	21.9
2-3/8" (60mm) Pole Extender Kit	RAPEK	77423	18.0

Provides 30" (750mm) of extended pole length.

Lead time: 1 working day

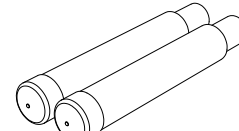
77423

2-3/8" Pole Extender Kit



76024

2-7/8" Pole Extender Kit



Specs and Notes:

- Standard brackets are 13" W x 15-1/2" L (330x394mm).
- Long brackets are 13" W x 21-1/2" L (330x546mm).
- Mounting bars are 1-1/2" W x 16" L (38x400mm) with (4) 5/8-11 tapped holes.
- Mounting plates are 16" W x 32" L (400x800mm) with (4) 5/8" (16mm) holes.

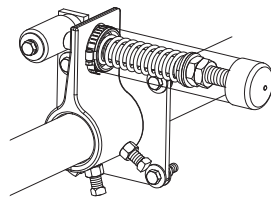

Product Ordering Information

Spring Tensioner Accessories

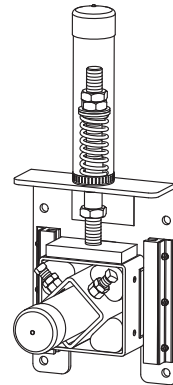
Spring Covers

ORDERING NUMBER	ITEM CODE	WT. LBS.
SPG-CVR-A	77387	0.3
SPG-CVR-B	77388	0.3
SPG-CVR-C	77389	0.3
SPG-CVR-D	77390	0.4
SPG-CVR-E	77391	0.4
SPG-CVR-F	77392	0.3
SPG-CVR-G	77393	0.3
SPG-CVR-H	77741	0.3

Includes 1 spring cover
Lead time: 1 working day



Spring cover on
Precleaner tensioner



Spring cover on
Secondary cleaner
tensioner

Spring Cover Selection Chart

TENSIONER	SPRING COVER REQ'D
EST-P	77387
EST-S	77387
EST-B	77388
QMT-P	77389
QMT-W	77390
QMT-G	77391
QMT-S	77391
PST-R	77391
PST-W	77390
PST-S	77390
SST-W	77392
SST-S	77392
SST-B	77393
SST-G	77392
UST-P	77387
UST-S	77387
UST-W	77390
CST-W	77741
CST-S	77741
CST-B	77741
CST-G	77741

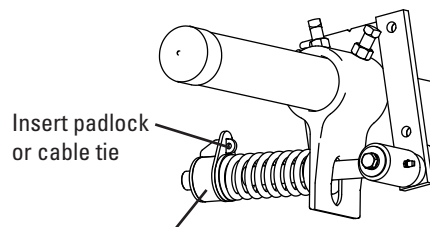

Tensioner Lock*

Designed to prevent tampering or unauthorized retensioning of the cleaner.

ORDERING NUMBER	ITEM CODE	WT. LBS.
TEN-LOCK-KIT	77443	0.4

*For MSP, MMP, MHP, MHCP, H-Type Precleaners and MSS, MHS, MDWS Secondary Cleaners

Includes 1 tensioner lock
Lead time: 1 working day



Tensioner Lock
(Precleaner
tensioner shown)

Patent pending

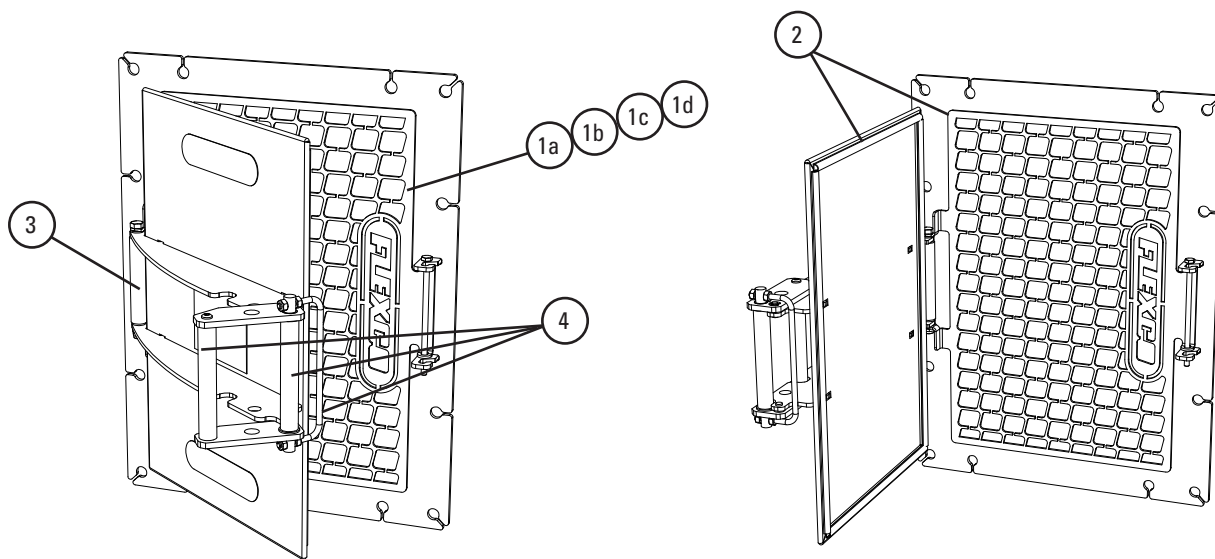
Product Ordering Information

Inspection Door

Inspection Doors

DESCRIPTION	ORDERING NUMBER	ITEM CODE	WT. LBS.
Inspection Door 12 x 12 (300x300mm)*	INDR-1212	79303	19.2
Inspection Door 12 x 18 (300x450mm)*	INDR-1218	79304	23.5
Inspection Door 18 x 24 (450x600mm)*	INDR-1824	79305	35.2
Inspection Door 24 x 24 (600x600mm)*	INDR-2424	79306	42.8
Inspection Door w/Screen 12 x 12 (300x300mm)*	INDR-1212S	79307	21.2
Inspection Door w/Screen 12 x 18 (300x450mm)*	INDR-1218S	79308	26.0
Inspection Door w/Screen 18 x 24 (450x600mm)*	INDR-1824S	79309	39.7
Inspection Door w/Screen 24 x 24 (600x600mm)*	INDR-2424S	79310	48.3

*Hardware included



Replacement Parts

REF	DESCRIPTION	ORDERING NUMBER	ITEM CODE	WT. LBS.
1a	Inspection Door Screen 12 x 12 (300x300mm)*	IDSC-1212	79311	1.9
1b	Inspection Door Screen 12 x 18 (300x450mm)*	IDSC-1218	79312	2.5
1c	Inspection Door Screen 18 x 24 (450x600mm)*	IDSC-1824	79313	4.4
1d	Inspection Door Screen 24 x 24 (600x600mm)*	IDSC-2424	79314	5.5
2	Replacement Seal - 5' (1.5M)**	IDSEAL	79315	0.1
3	Replacement Hinge	IDHINGE	79316	0.2
4	Replacement Latch (incl. bolt, bushings & nut)	IDLATCH	79317	2.5

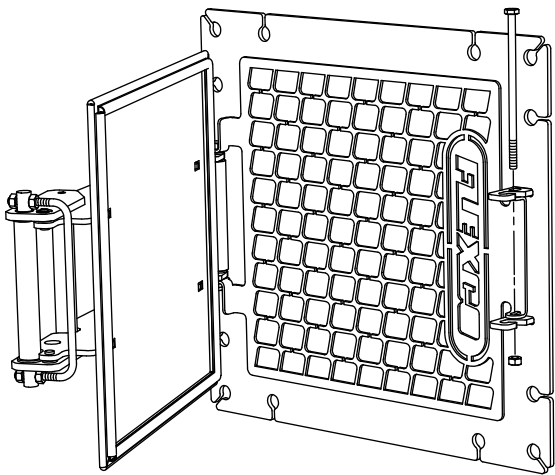
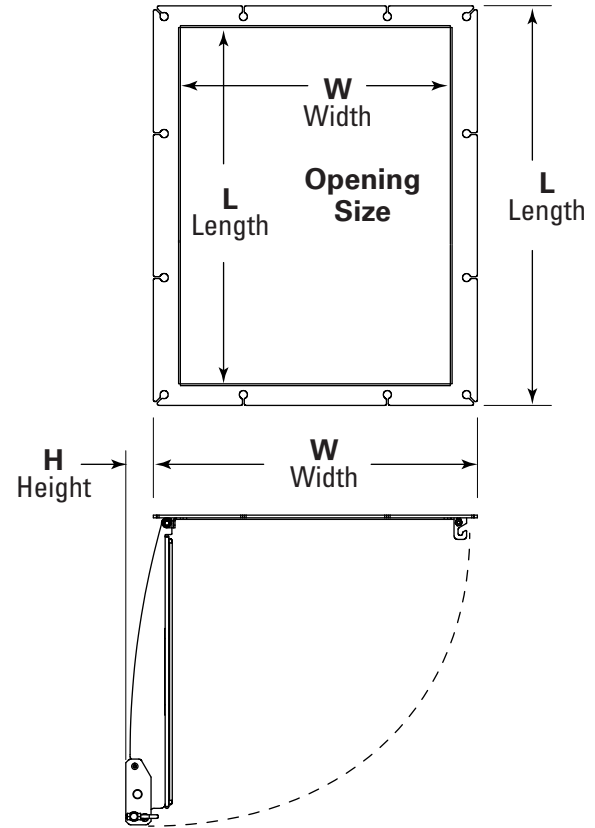
*Hardware included

**One 5' length of seal is needed for 12x12" and 12x18" doors or screens, and two 5' lengths are needed for 18x24" and 24x24" doors or screens. Double if replacing seal on both door and screen.

Specifications & Guidelines

Inspection Door

Inspection Door Specifications					
Door (Opening) Size (Width, Length)		Outer Dimensions (Width, Length)		Height	
in.	mm	in.	mm	in.	mm
12 W x 12 L	300 W x 300 L	16-5/16 W x 15-3/4 L	415 W x 400 L	3-7/16	90
12 W x 18 L	300 W x 450 L	16-5/16 W x 21 3/4 L	415 W x 555 L	3-7/16	90
18 W x 24 L	450 W x 600 L	22-5/16 W x 27 3/4 L	570 W x 705 L	3-7/16	90
24 W x 24 L	600 W x 600 L	28-5/16 W x 27 3/4 L	720 W x 705 L	3-7/16	90



Screen (Optional)

Screen serves as a guard that helps keep hands and tools from being placed into the chute/enclosure, but still allows visual access. Screen is hinged on the same side as the door and bolted in place on the other side so it does not require full removal for accessing the chute/enclosure. A wrench is required to remove the bolt that holds the screen in place as a safety feature. (Holes are sized per ANSI B11 and ISO 1819.)

Specifications:

- Temperature Rating-70°F to 350°F (-55°C to 175°C)

Product Ordering Information

Water Spray Pole Systems Belt Cleaner Accessories

Spray Pole Kits*

Standard & Heavy-Duty

BELT WIDTH		ORDERING NUMBER	ITEM CODE	WT. LBS.
in.	mm			
18	450	SPK18	74709	23.0
24	600	SPK24	74710	23.0
30	750	SPK30	74711	24.0
36	900	SPK36	74712	24.0
42	1050	SPK42	74713	25.5
42	1050	SPKHD42	74952	26.5
48	1200	SPK48	74714	26.0
48	1200	SPKHD48	74953	27.0
54	1350	SPK54	74715	27.0
54	1350	SPKHD54	74954	28.0
60	1500	SPK60	74716	28.0
60	1500	SPKHD60	74955	29.0
72	1800	SPK72	74717	30.0
72	1800	SPKHD72	74718	32.0
84	2100	SPKHD84	74719	34.0
96	2400	SPKHD96	74720	36.0
120	3000	SPKHD120	74721	40.0

*Includes Spray Pole, Mounting Brackets, and 10' (3M) Hose. Standard-duty is for use on P-Type®, R-Type®, U-Type® 18" - 60", and EZS2 cleaners; Heavy-duty is for use on H-Type®, U-Type® 72" - 96", and MSS, MHS, and MDWS cleaners.

Other sizes available upon request.

Lead time: 1 working day



Spray Pole



Spray Pole Control Panel

Replacement Parts

DESCRIPTION	ORDERING NUMBER	ITEM CODE	WT. LBS.
Standard Spray Pole Mounting Kit	SPMK2	75578	3.6
HD Spray Pole Mounting Kit	SPMK3	75579	3.7
SP Ball Valve	SPBV	74742	0.6
SP Y Strainer	SPYS	74743	1.5
SP Pressure Regulator	SPPR	74744	1.2
SP Hose 10 ft	SPH10	74745	2.9
Spray Pole Nozzle	SPN	74746	0.1
Spray Pole Gauge	SPG	74747	0.5
SP SS Pipe Nipple	SPPN	74748	0.1

Lead time: 1 working day

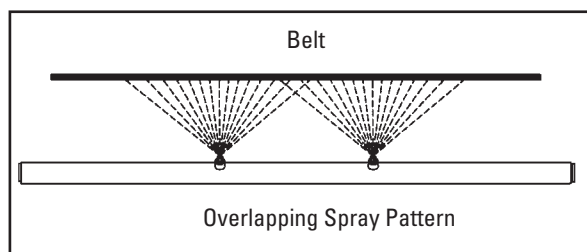
Control Assembly

DESCRIPTION	ORDERING NUMBER	ITEM CODE	WT. LBS.
SP Control Panel with Regulator, Strainer and Pressure Gauge	SPCP	74734	16.5

Lead time: 1 working day

Spray Nozzles Per Cleaner Size

in.	18	24	30	36	42	48	54	60	72	84	96	120
mm	450	600	750	900	1050	1200	1350	1500	1800	2100	2400	3000
Spray Nozzles	1	2	2	3	3	4	4	5	6	7	8	10




Specifications

- Stainless steel pole with powder coated steel clamping brackets.
- Spray nozzles are spaced on 12" (300mm) centers.
- Delivers .98 gallons (3.7 liters) per minute at 60 psi (414 kPa).
- Generally will affect moisture content of material by less than ½%.
- Maximum inlet pressure is 300 psi (2069 kPa).
- Typical pressure setting is 40-60 psi (276-414 kPa).

Product Ordering Information

Wash box



Wash Box

BELT WIDTH		DRAIN	ORDERING NUMBER	ITEM CODE	WT. LBS.	FLUSH HOLES PER BELT WIDTH	VOLUME CU. FT.
in.	mm						
24	600	Rear	WB24-2-S/S	K2546	484.91	5	22.66
30	750	Rear	WB30-2-S/S	K2547	532.57	5	26.39
36	900	Rear	WB36-2-S/S	K2548	574.70	6	30.11
42	1050	Rear	WB42-2-S/S	K2549	616.83	6	33.84
48	1200	Rear	WB48-2-S/S	K2550	658.96	7	37.56
54	1350	Rear	WB54-2-S/S	K2551	701.09	7	41.29
60	1500	Rear	WB60-2-S/S	K2552	743.22	8	45.01
72	1800	Rear	WB72-2-S/S	K2553	827.48	9	52.46
84	2100	Rear	WB84-2-S/S	K2554	911.74	10	59.91
96	2400	Rear	WB96-2-S/S	K2555	996.00	11	67.36
24	600	Center	WB24C-2-S/S	K2686	462.72	9	20.71
30	750	Center	WB30C-2-S/S	K2687	504.00	9	24.12
36	900	Center	WB36C-2-S/S	K2688	544.17	11	27.52
42	1050	Center	WB42C-2-S/S	K2689	585.45	11	30.93
48	1200	Center	WB48C-2-S/S	K2690	626.73	13	34.33
54	1350	Center	WB54C-2-S/S	K2691	668.01	13	37.74
60	1500	Center	WB60C-2-S/S	K2692	709.29	15	41.14
72	1800	Center	WB72C-2-S/S	K2693	791.85	17	47.95
84	2100	Center	WB84C-2-S/S	K2694	874.41	19	54.76
96	2400	Center	WB96C-2-S/S	K2695	956.97	21	61.57

The dimensions, mass & volumes shown here are nominal for a standard Flexco Wash Box and will be confirmed to suit each specific application. Each flush hole's flow rate is approximately 0.13 gallon per minute at 60psi.

Lead-time 4-6 weeks

Product Notes:

- Flexco Wash Box system provides a high-efficiency customized belt cleaning solution for even the toughest applications
- Fully enclosed to clean the belt and then contain the waste wash water
- Washdown sprays flush material off the bottom pan and out the drain portal
- Custom mounting plates match cleaner selection for optimal sealing
- Hinged doors located on each side for easy inspection
- Built-in belt spray bar enhances cleaning efficiency and simplifies cleaner service

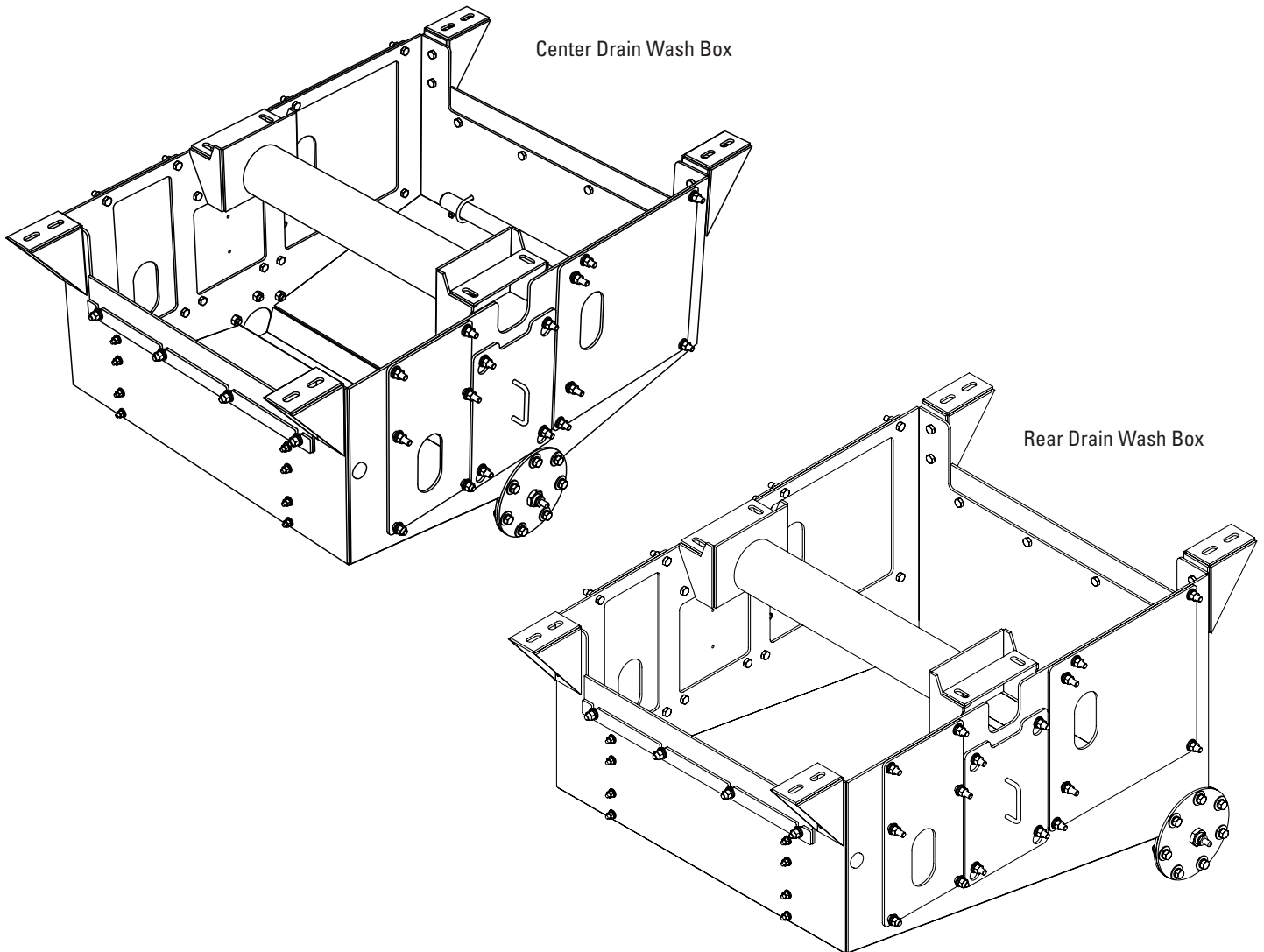
Control Assembly

DESCRIPTION	ORDERING NUMBER	ITEM CODE	WT. LBS.
SP Control Panel with Regulator, Strainer and Pressure Gauge	SPCP	74734	16.5

Lead time: 1 working day

Specifications & Guidelines

Wash box



Specifications:

- Maximum Belt Speed1500 FPM (7.6 m/)
- Temperature Rating-30°F to 180°F (-35°C to 192°C)
- Available for Belt Widths24" to 96" (600 to 2400 mm)
- Drain OptionsRear Drain (suitable for most applications)
Center Drain (suitable for conveyors level to ground)
- Construction Materials.....304 Stainless
- For Use With.....Any Flexco Secondary Cleaner Combination

Product Ordering Information

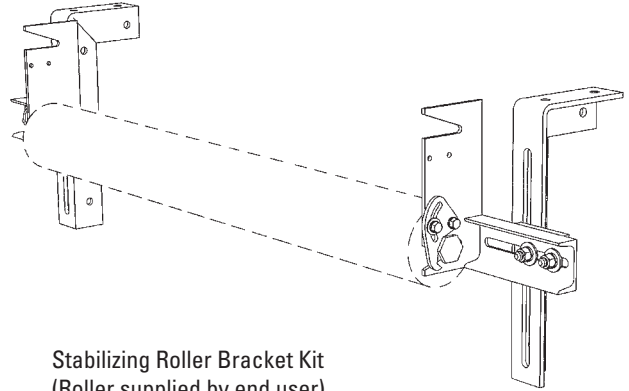
Stabilizing Roller Bracket Kit Belt Cleaner Accessories

Stabilizing Roller Bracket Kit*

Provides universal brackets to mount the user's return roller as a hold-down (stabilizing) roller on top of the return side belt. Holds the belt flat so the belt cleaner can maximize its cleaning performance.

DESCRIPTION	ORDERING NUMBER	ITEM CODE	WT. LBS.
Stabilizing Roller Bracket Kit	SRBK	74941	34.0

*Works with most CEMA C and D rollers.
Lead time: 1 working day



Stabilizing Roller Bracket Kit
(Roller supplied by end user)

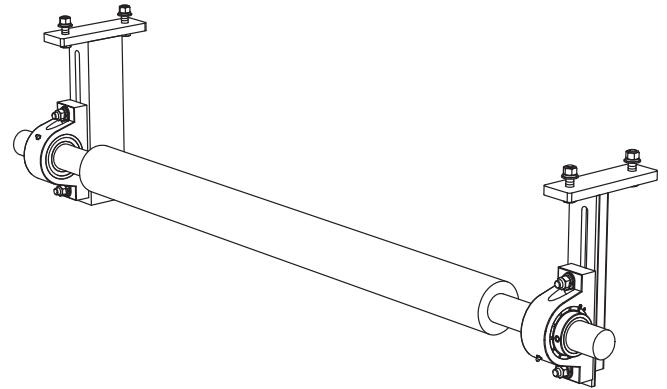
Product Ordering Information

Live-Shaft Hold-Down Roll Belt Cleaner Accessories

Live-Shaft Hold-Down Roll

BELT WIDTH		ROLL DIAMETER		ORDERING NUMBER	ITEM CODE	WT. LBS
in.	mm	in.	mm			
24	600	4 1/2	114	HDR24	79010	159.0
30	750	4 1/2	114	HDR30	79011	169.0
36	900	4 1/2	114	HDR36	79012	180.0
42	1050	4 1/2	114	HDR42	79013	190.0
48	1200	4 1/2	114	HDR48	79014	249.0
54	1350	4 1/2	114	HDR54	79015	255.0
60	1500	4 1/2	114	HDR60	79016	265.0
72	1800	5	127	HDRS72*	79017	565.0
84	2100	5	127	HDRS84*	79018	615.0

Includes roller bracket kit
 *72" and 84" feature solid roll
 Lead time: 1 working day



Replacement Roll

BELT WIDTH		ROLL DIAMETER		ORDERING NUMBER	ITEM CODE	WT. LBS
in.	mm	in.	mm			
24	600	4 1/2	114	HDRR24	79019	114.0
30	750	4 1/2	114	HDRR30	79020	124.0
36	900	4 1/2	114	HDRR36	79021	135.0
42	1050	4 1/2	114	HDRR42	79022	145.0
48	1200	4 1/2	114	HDRR48	79023	204.0
54	1350	4 1/2	114	HDRR54	79024	210.0
60	1500	4 1/2	114	HDRR60	79025	220.0
72	1800	5	127	HDRRS72*	79026	520.0
84	2100	5	127	HDRRS84*	79027	570.0

*72" and 84" feature solid roll
 Lead time: 1 working day

Roller Bracket Kit*

DESCRIPTION	ORDERING NUMBER	ITEM CODE	WT. LBS
Hold Down Roll Bracket Kit - 24" to 60"	HDRBK	79009	45.0
HD Hold Down Roll Bracket Kit - 72" to 84"	HDRBK-HD	79072	45.0

*Includes Left and Right Bracket
 Lead time: 1 working day

Add-On Grease Hose Extension Kit

DESCRIPTION	ORDERING NUMBER	ITEM CODE	WT. LBS
Grease Hose Extension Kit incl. 2 ea. 16" hose w/fittings and tie-downs	HDRGEK	79236	1.0

Lead time: 1 working day

Specifications:

- Overall Roll Length Belt Width +6" (150mm)
- Overall Shaft Length Belt Width +30" (750mm)
- Shaft Diameter 24" - 42" (600-1050mm) – 1-15/16" diameter
 48" - 60" (1200-1500mm) – 2-7/16" diameter
 72" - 84" (1800-2100mm) – 2-15/16" diameter
- Shaft Construction 24" - 60" (600-1500mm) – 1045 CD
 72" - 84" (1800-2100mm) turned from solid 4140 round stock

Product Notes:

- For use in applications with belt cup or belt flap.
- By preventing these issues secondary cleaner performance and blade/tip life is enhanced.

Product Ordering Information

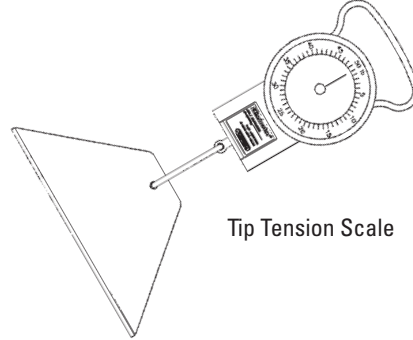
Optional Installation Tools

Tip Tension Scale

For easy checking of blade tension on all H-Type® Precleaners.

DESCRIPTION	ORDERING NUMBER	ITEM CODE	WT. LBS.
H Tip Tension Scale	HTTS	74141	0.1

Lead time: 1 working day



Tip Tension Scale

Spring Tension Chart

CLEANER	HXF	H V-Tip	H Protected V-Tip	Hi-Temp V-Tip
Pounds	28#	18#	18#	18#
Kg	12.7	8.2	8.2	8.2

For installation and for retensioning blades during maintenance.

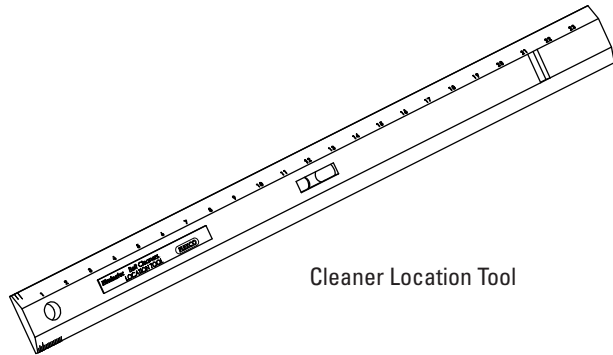
Cleaner Location Tool

Handy 2-in-1 tool for measuring and leveling during cleaner installation.

DESCRIPTION	ORDERING NUMBER	ITEM CODE	WT. LBS.
Location Tool	ELT	74774	0.3

Length - 24" (600mm)

Lead time: 1 working day



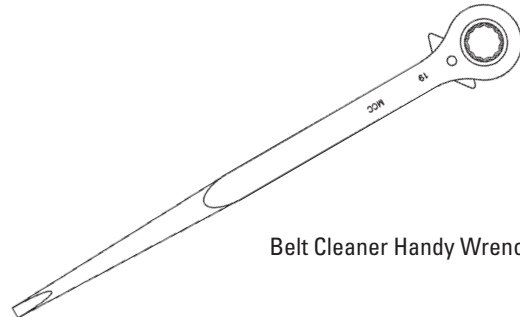
Cleaner Location Tool

Belt Cleaner Handy Wrench

A ratcheting wrench with 2 common socket sizes (11/16" & 3/4", 17mm & 19mm) for belt cleaner installation and maintenance.

DESCRIPTION	ORDERING NUMBER	ITEM CODE	WT. LBS.
Belt Cleaner Handy Wrench	HW-BC	74100	1.2

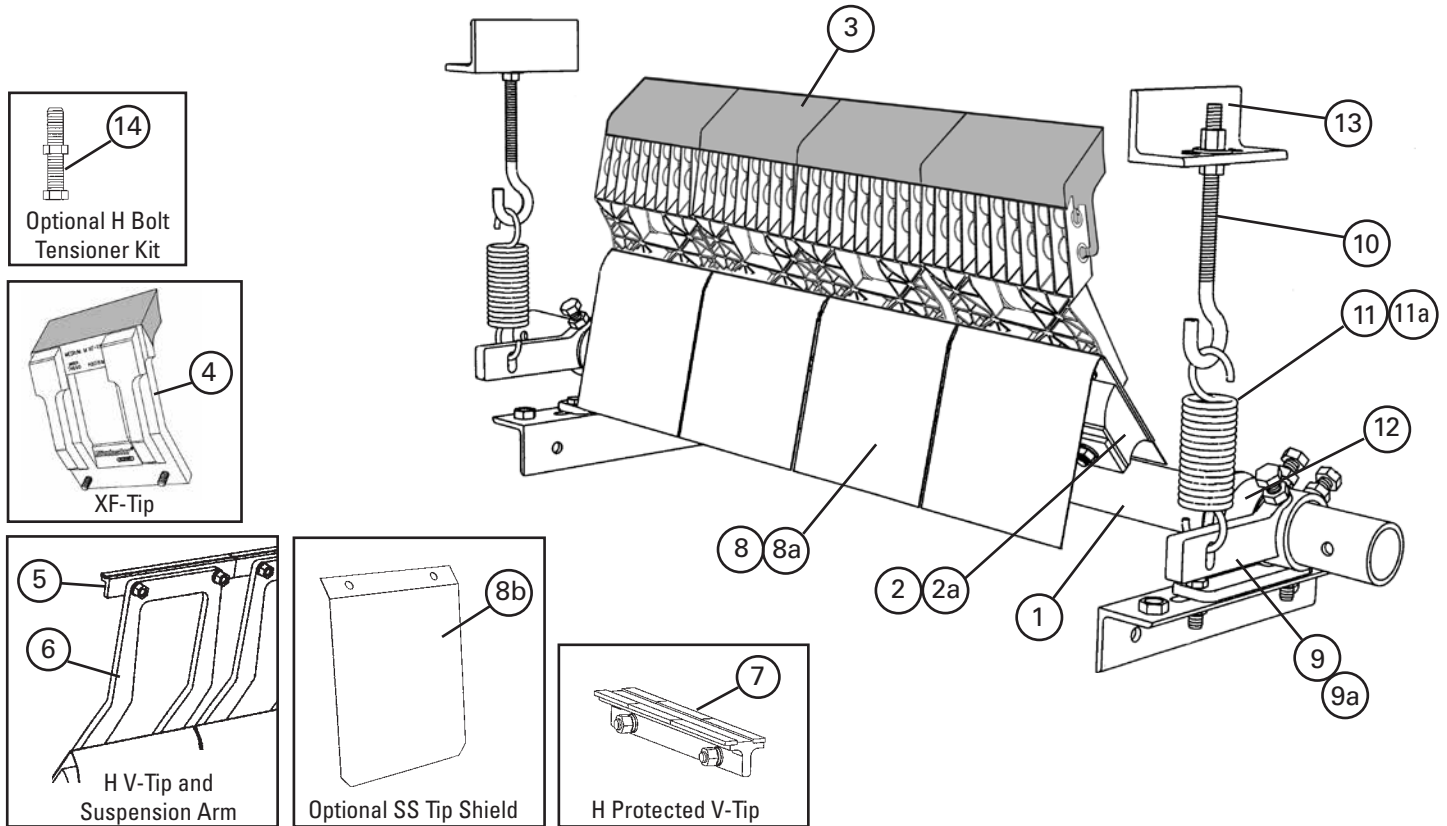
Lead time: 1 working day



Belt Cleaner Handy Wrench

Product Ordering Information

Old-Style H-Type® Cleaners Legacy Belt Cleaner Parts



Replacement Parts

REF	DESCRIPTION	ORDERING NUMBER	ITEM CODE	WT. LBS.
1	18" (450mm) Pole	HP-18	78990	23.0
	24" (600mm) Pole	HP-24	78991	27.0
	30" (750mm) Pole	HP-30	78992	29.0
	36" (900mm) Pole	HP-36	78993	33.0
	42" (1050mm) Pole	HP-42	78994	43.0
	48" (1200mm) Pole	HP-48	78995	47.0
	54" (1350mm) Pole	HP-54	78996	53.0
	60" (1500mm) Pole	HP-60	78997	59.0
	72" (1800mm) Pole	HP-72	78998	66.0
2	H2 XF-Tip Cushion* (for HXF2 & HV Tips)	HXFC2	75902	4.0
2a	H2 F-Tip Cushion* (for SS HXF2 & SS HV Tips)	HFC2	75901	4.0
3	HXF2-Tip Extra Small*	HXF2-SS	75979	3.0
	HXF2-Tip Small*	HXF2-S	75980	3.4
	HXF2-Tip Medium*	HXF2-M	75981	3.8
	HXF2-Tip Large*	HXF2-L	75982	4.1
4	H XF-Tip Extra Small*	HXF8SS	74307	3.4
	H XF-Tip Small*	HXF8S	74689	3.8
	H XF-Tip Medium*	HXF8M	74690	4.1
	H XF-Tip Large*	HXF8L	74691	4.5
5	H V-Tip (for vulcanized belts only)	HVT8-S/S	75419	1.0
	H SSS Suspension Arm*	HSA8SSS	75565	0.4
	H SS Suspension Arm*	HSA8SS	73047	0.5
	H S Suspension Arm*	HSA8S	73048	1.0
	H M Suspension Arm*	HSA8M	73049	1.5
	H L Suspension Arm*	HSA8L	73063	2.0
6	H LL Suspension Arm*	HSA8LL	73064	2.5
	H Protected V-Tip* (for vulcanized belts only)	HVPT	73631	2.7

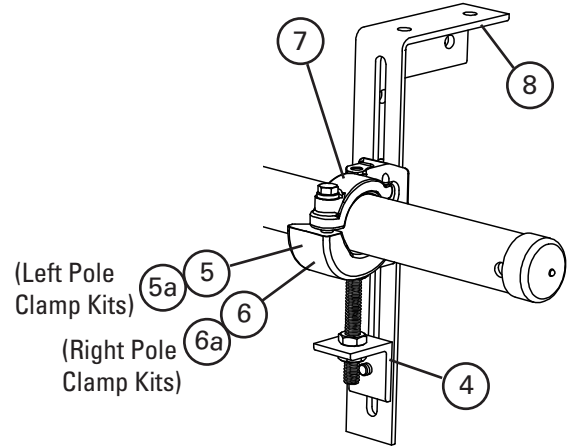
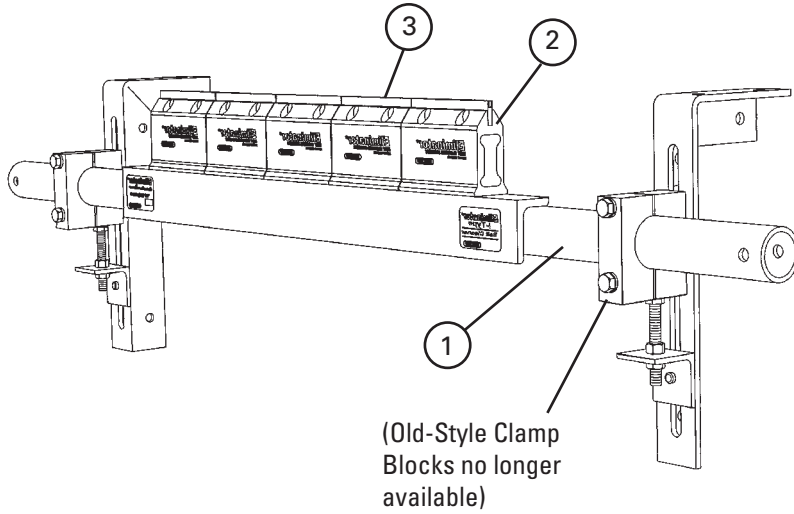
*Hardware included
Pole Diameter - 2-3/8" (60mm)
Lead time: 1 working day

Shaded items are made to order.
Lead time: 10 working days

REF	DESCRIPTION	ORDERING NUMBER	ITEM CODE	WT. LBS.
8	H Polyshield	HPS8	73050	0.5
8a	H SS Cushion Shield	HSSCS	74772	0.6
8b	H SS Tip Shield	HSSTS	74771	0.5
9	H Adjusting Arm Repair Kit* (includes 1 adjusting arm)	HAR-K	78786	6.0
9a	H HD Adjusting Arm Repair Kit* (includes 1 adjusting arm)	HDARK	74550	8.0
10	J-Bolt Kit* (includes 1 ea.)	STJK	74417	0.7
11	Tension Spring (includes 1 ea.) for 18" (450mm)	STTS	74419	1.4
11a	HD Tension Spring (includes 1 ea.) for sizes 24" to 72" (600-1800mm)	HDTTS	74502	2.0
12	Pole Lock (includes 1 ea.)	EZP1PL	75641	1.1
13	Spring Tensioner J-Bolt Mount (incl. 1 ea.)	STJM	74775	3.0
-	H Mounting/J-Bolt Kit - Single (incl. 1 ea. items 9,10,11,12,13 and 2 ea. bracket/bearing)	H-MK1	78987	20.0
-	H Mounting/J-Bolt Kit - Dual (incl. 2 ea. items 9,10,11,12,13 and bracket/bearing)	H-MK2	78801	24.4
-	Spring Tension Kit - Single (incl. 1 ea. items 10,11, & 13 and 2 ea. item 12)	STKS	74505	6.8
-	Spring Tension Kit - Dual (includes 2 ea. items 10,11,12 & 13)	STKD	74504	11.2
-	Spring Tension Kit HS - Single (incl. 1 ea. items 10,11a, & 13 and 2 ea. item 12)	STKHSS	74313	8.0
-	Spring Tension Kit HS - Dual (includes 2 ea. items 10,11a,12 & 13)	STKHSD	74316	16.0
14	H Bolt Tensioner Kit (includes 2 adjusting bolts & 2 jam nuts)	HBTK	74776	0.5

Product Ordering Information

I-Type™ Legacy Belt Cleaner Parts



New Style Clamp Block

I-Type™ Replacement Parts

REF	DESCRIPTION	ORDERING NUMBER	ITEM CODE	WT. LBS.
1	18" (450mm) Pole	EZS2P18	75652	25.0
	24" (600mm) Pole	EZS2P24	75653	28.0
	30" (750mm) Pole	EZS2P30	75654	30.0
	36" (900mm) Pole	EZS2P36	75655	34.0
	42" (1050mm) Pole	EZS2P42	75656	36.0
	48" (1200mm) Pole	EZS2P48	75657	39.0
	54" (1350mm) Pole	EZS2P54	75658	42.0
	60" (1500mm) Pole	EZS2P60	75659	77.0
	72" (1800mm) Pole	EZS2P72	75660	89.0
2	1 Standard Cushion*	ISC	74534	2.1
3	1 C-Tip* (for mechanically spliced and vulcanized belts)	ICT6	74535	0.7
4	Adjusting Bracket Kit (1 Right and 1 Left)	PAB	75513	1.5
5	Pole Clamp Kit LEFT* (1 ea.) (incl. item 7) (for sizes 18"-54" (450-1350mm))	CCKL	79224	6.8
5a	HD Pole Clamp Kit LEFT* (1 ea.) (incl. item 7a) for sizes 60"-72" (1500-1800mm)	CCKHDL	79225	8.7
6	Pole Clamp Kit RIGHT* (1 ea.) (incl. item 7) for sizes 18"-54" (450-1350mm)	CCKR	79228	6.8
6a	HD Pole Clamp Kit RIGHT* (1 ea.) (incl. item 7a) for sizes 60"-72" (1500-1800mm)	CCKHDR	79229	8.7
7	Cradle Clamp Top Strap (1 ea.) for use on L or R Pole Clamp Kit	CCKTS	79232	1.1
7a	HD Cradle Clamp Top Strap (1 ea.) for use on L or R HD Pole Clamp Kit	CCKHDTS	79233	1.7
8	Mounting Bracket Kit (1 Right and 1 Left)	EZS2MBK	75666	13.0
-	Cradle Clamp Mounting Kit* for sizes 18"-54" (450-1350mm) (incl. 1 ea. Items 5, 6, & 8, 2 ea. Items 4 & 7)	CCMK	78919	33.0
-	HD Cradle Clamp Mounting Kit* for sizes 60"-72" (1500-1800mm) (incl. 1 ea. Items 5a, 6a, & 8, 2 ea. Items 4 & 7a)	CCMKHD	78920	36.7

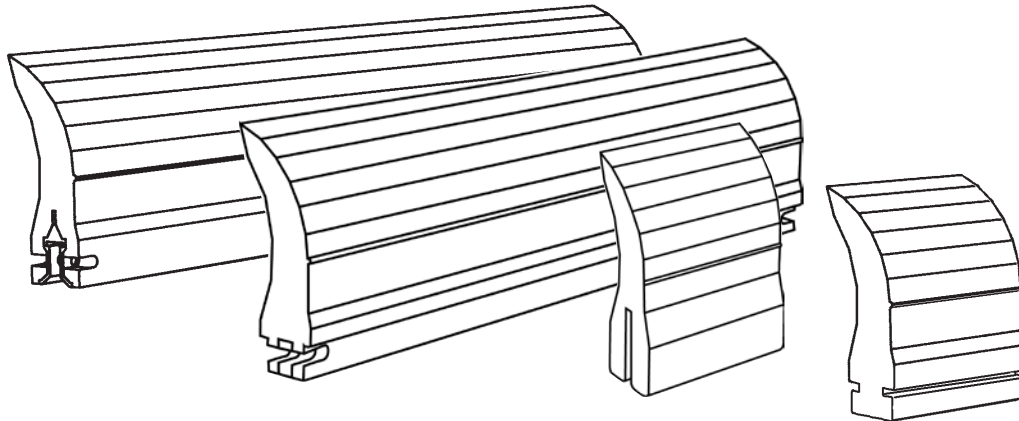
*Hardware included.

Pole Diameter - 2-3/8" (60mm)

Lead time: 1 working day

Part Number Cross-Reference Guide

ConShear™ Replacement Blades for OEM Belt Cleaners



ConShear™ Blade Technology

The patented polyurethane blade design that delivers a conforming and shearing action to provide consistent belt cleaning.

- **Faceted Profile** – the blade forms a new cleaning edge each time the blade wears down to a new faceted section.
- **Long Wearing** – a proprietary polyurethane blend that provides up to 30% more wear life than conventional solid blades.
- **Material Path Option** – choose the blade size that spans just the material path on the belt. This minimizes differential wear between the ends and the center of the blade. It allows the blade to conform better to the belt for more cleaning power. See page 150 for more information.
- **Replacement Indicator** – a molded-in wear line provides easy visual notice when the blade is worn out and needs to be replaced.
- **Quick, Easy Change-Out** – simply pull one pin, remove the worn blade, insert the new blade and replace the pin.

For best cleaning and wear life results the ConShear blade must be located against the conveyor head pulley in the correct position and must be tensioned properly.

See page 150 for proper blade installation and tensioning instructions.

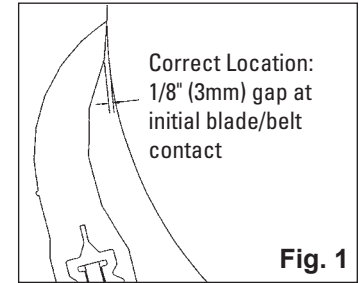
Installation and Tensioning Tips

ConShear™ Replacement Blades for OEM Belt Cleaners

For optimal cleaning efficiency and long wear life, the ConShear™ blade must be located and tensioned correctly on the belt head pulley. If the OEM cleaner pole is in the wrong location the performance of the new blade may be adversely affected. See “Possible Problems” below. For tensioning, please follow these instructions. Our recommended tensioning may be as much as 2 times more than the OEM recommendation, but the added tension is needed to take full advantage of the ConShear Blade Technology.

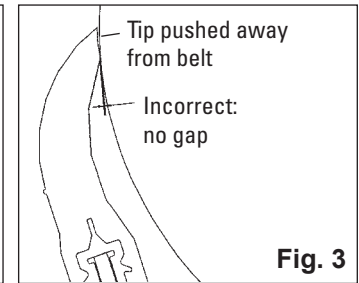
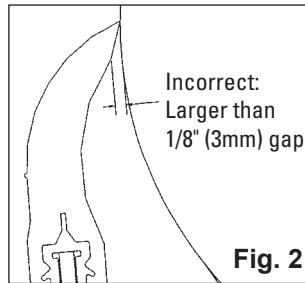
Correct Location:

When blade contact is made against the head pulley (prior to tensioning) there should be a 1/16" (1.5mm) to 1/8" (3mm) gap at the bottom of the blade face (Fig. 1).



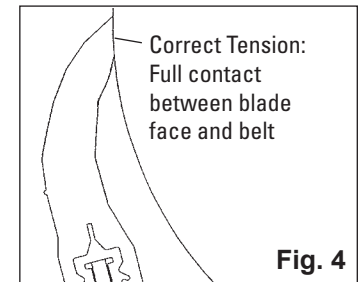
Possible Problems:

- **Pole location too far out** – The initial blade/belt contact gap will be larger than 1/8" (3mm)(Fig. 2). If the blade is correctly tensioned it may flip through before it is fully worn. If tensioned too lightly, it will develop the “smile effect” quickly and not clean properly.
- **Pole location too far in** – If there is no gap at the initial blade/belt contact (Fig. 3), the tip of the blade may not be touching the belt. In this case, the blade will push away and lose its shearing (cleaning) effect. The blade may also develop a flap at the tip which may trap material.



Correct Tensioning:

The blade should be tensioned until the gap is gone (Fig. 4).

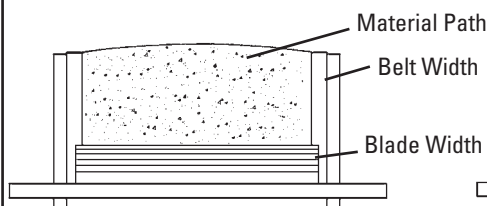


The “Material Path” Option

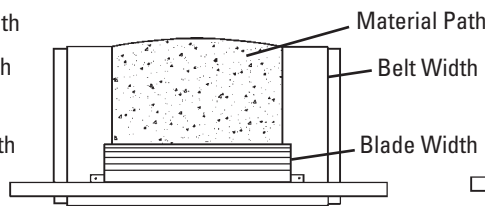
For optimal cleaning and reduced blade retensioning, the cleaner blade width should be sized to fit the material path of the belt. The material path is typically the center 2/3 of the belt width. Choosing a blade only slightly wider than the material path can decrease differential blade wear which reduces blade retensioning maintenance, as well as reducing the frequency of blade replacement.

Match blade width to belt's material path

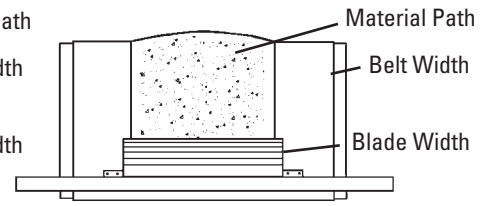
Belt Width Minus 2" (50mm)



Belt Width Minus 8" (200mm)



Belt Width Minus 14" (350mm)



Part Number Cross-Reference Guide

Cross-Reference for Replacement of Martin® QC® #1 Standard Blades and Martin® Pit Viper™ Standard Blades

Ordering Information

BELT WIDTH	ACTUAL BLADE LENGTH	MARTIN® QC #1® PART NUMBER	MARTIN® PIT VIPER™ PART NUMBER	ORDERING NUMBER	CON SHEAR™ ITEM CODE	WT. LBS.
12"	10"	32773-1211	PV1211100R	CRB10	75628	4.6
18"	16"	32773-1811	PV1811160R	CRB16	75629	7.3
24"	22"	32773-2411	PV2411220R	CRB22	75630	10.1
30"	28"	32773-3011	PV3011280R	CRB28	75631	12.8
36"	34"	32773-3611	PV3611340R	CRB34	75632	15.5
42"	40"	32773-4211	PV4211400R	CRB40	75633	18.3
48"	46"	32773-4811	PV4811460R	CRB46	75634	21.0
54"	52"	32773-5411	PV5411520R	CRB52	75635	23.8
60"	58"	32773-6011	PV6011580R	CRB58	75636	26.5
72"	70"	32773-7211	PV7211700R	CRB70	75773	32.0

Additional blade sizes are available upon request. Call for pricing.

NOTE: Blade coverage is 2 inches less than belt width.

Lead time: 1 working day

NOTE: Also works on Baker-Bohnert Yellow Jacket™ Primary Cleaners.

Replacement Blade Pin

ORDERING NUMBER	ITEM CODE	WT. LBS.
EZP1BP	75642	0.1

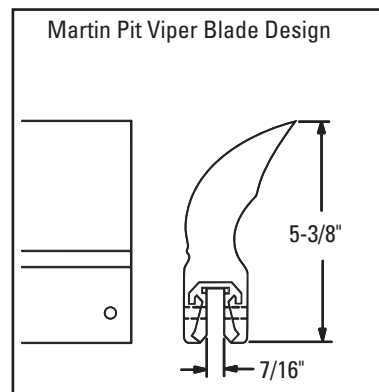
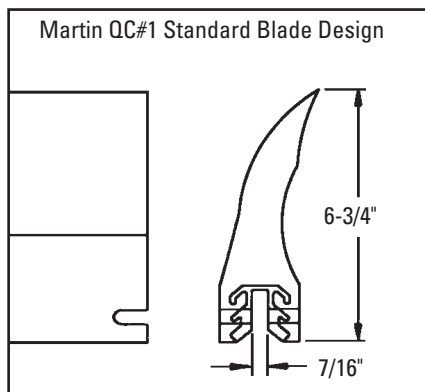
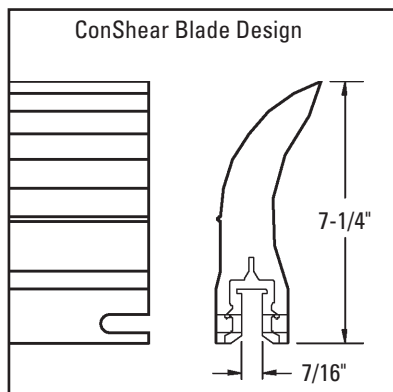
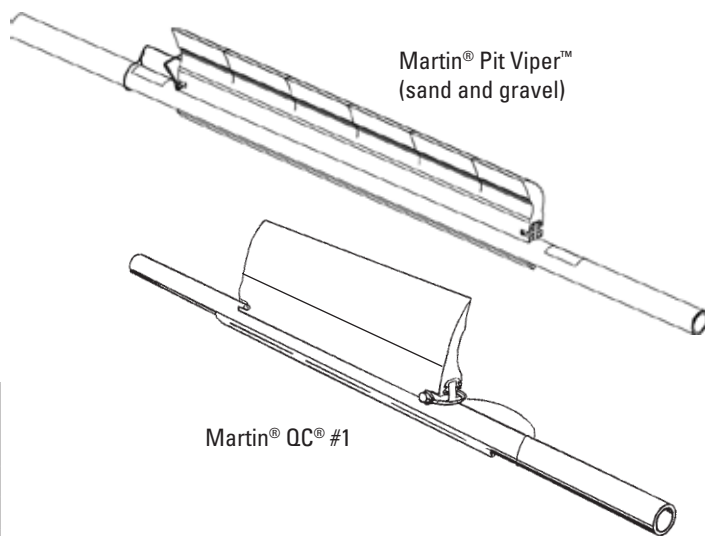
Lead time: 1 working day

Specifications

SLOT WIDTH	POLE PLATE THICKNESS	CON SHEAR™ BLADE HEIGHT	QC#1 BLADE HEIGHT
7/16"	5/16"	7-1/4"	6-3/4"

Usable Blade Volume Comparison

BLADE TYPE	BLADE LENGTH	Usable BLADE AREA (cross-section)	Usable BLADE VOLUME
Martin® QC™ #1	28"	3.00 in ²	84.0 in ³
Martin® Pit Viper™	28"	4.20 in ²	117.6 in ³
ConShear™	28"	5.50 in ²	154.0 in ³



U.S. Patent No. D482,508S

ConShear™ is a trademark of Flexible Steel Lacing Company.

Martin® and QC® #1 are registered trademarks, and Pit Viper™ is a trademark of Martin Engineering, Neponset, IL.

Yellow Jacket™ is a trademark of Baker-Bohnert, Louisville, KY

Part Number Cross-Reference Guide

Cross-Reference for Replacement of Martin® QC® #1 Heavy-Duty Blades

Ordering Information

BELT WIDTH	ACTUAL BLADE LENGTH	MARTIN® PART NUMBER	ORDERING NUMBER	CONShear™ ITEM CODE	WT. LBS.
18"	12"	35381-1811	RBQC1HD-12	75985	5.5
24"	18"	35381-2411	RBQC1HD-18	75986	8.3
30"	24"	35381-3011	RBQC1HD-24	75987	11.0
36"	30"	35381-3611	RBQC1HD-30	75988	13.8
42"	36"	35381-4211	RBQC1HD-36	75989	16.6
48"	42"	35381-4811	RBQC1HD-42	75990	19.3
54"	48"	35381-5411	RBQC1HD-48	75991	22.1
60"	54"	35381-6011	RBQC1HD-54	75992	24.8
72"	66"	35381-7211	RBQC1HD-66	75993	30.4

Additional blade sizes are available upon request. Call for pricing.

NOTE: Blade coverage is 6 inches less than belt width.

Lead time: 1 working day

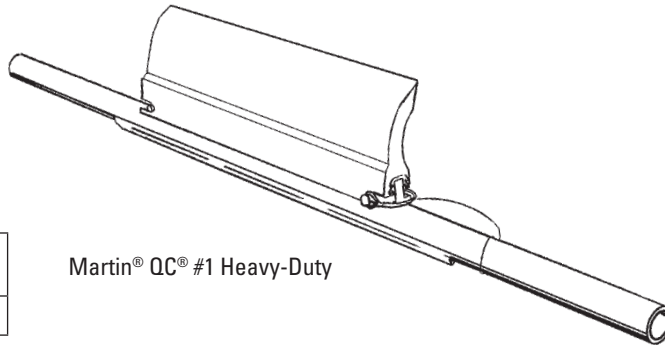
Replacement Blade Pin

ORDERING NUMBER	ITEM CODE	WT. LBS.
RB38BP	79481	0.2

Lead time: 1 working day

Specifications

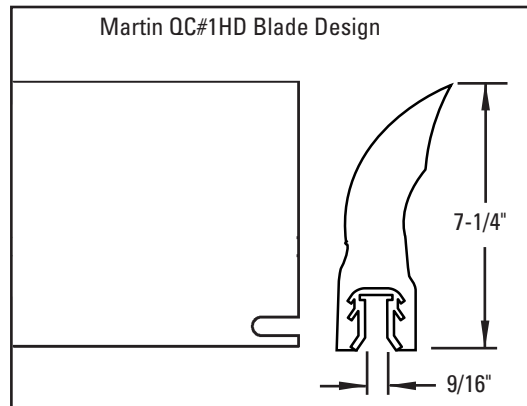
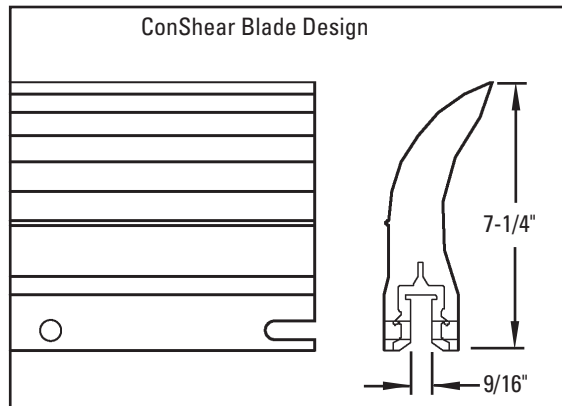
SLOT WIDTH	POLE PLATE THICKNESS	CONShear BLADE HEIGHT	QC#1HD BLADE HEIGHT
9/16"	1/2"	7-1/4"	7-1/4"



Martin® QC® #1 Heavy-Duty

Usable Blade Volume Comparison

BLADE TYPE	BLADE LENGTH	Usable BLADE AREA (cross-section)	Usable BLADE VOLUME
Martin® QC™ #1 HD	28"	6.65 in ²	186.2 in ³
ConShear™	28"	5.50 in ²	154.0 in ³



U.S. Patent No. D482,508S

ConShear™ is a trademark of Flexible Steel Lacing Company.

Martin® and QC® #1 are registered trademarks of Martin Engineering, Neponset, IL.

Part Number Cross-Reference Guide

Cross-Reference for Replacement of Martin® QB® #1 Blades

Ordering Information

BELT WIDTH	ACTUAL BLADE LENGTH	MARTIN® PART NUMBER	ORDERING NUMBER	CON SHEAR™ ITEM CODE	WT. LBS.
18"	16"	39344-1811160R	RBQB1-16/400	90935	7.3
24"	18"	39344-2411180R	RBQB1-18/450	90936	8.2
	22"	39344-2411220R	RBQB1-22/550	90937	10.1
30"	24"	39344-3011240R	RBQB1-24/600	90938	11.0
	28"	39344-3011280R	RBQB1-28/700	90939	12.8
36"	30"	39344-3611300R	RBQB1-30/750	90940	13.7
	34"	39344-3611340R	RBQB1-34/850	90941	15.5
42"	36"	39344-4211360R	RBQB1-36/900	90942	16.5
	40"	39344-4211400R	RBQB1-40/1000	90943	18.3
48"	42"	39344-4811420R	RBQB1-42/1050	90944	19.2
	46"	39344-4811460R	RBQB1-46/1150	90945	21.0
54"	48"	39344-5411480R	RBQB1-48/1200	90946	21.9
	52"	39344-5411520R	RBQB1-52/1300	90947	23.8
60"	54"	39344-6011540R	RBQB1-54/1350	90948	24.7
	58"	39344-6011580R	RBQB1-58/1450	90949	26.5
66"	60"	39344-6611600R	RBQB1-60/1500	90950	27.4
72"	64"	39344-7211640R	RBQB1-64/1600	90951	29.2
	70"	39344-7211700R	RBQB1-70/1750	90952	32.0
78"	72"	39344-7811720R	RBQB1-72/1800	90953	32.9

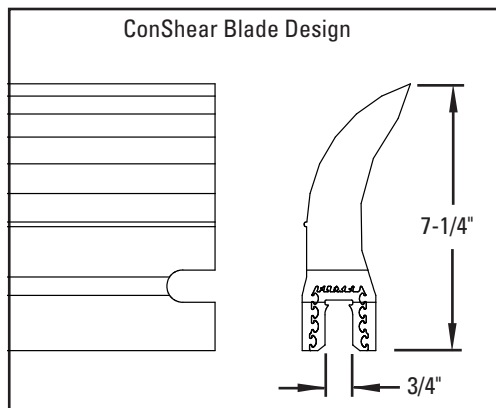
Lead time: 1 working day

Specifications

SLOT WIDTH	CON SHEAR BLADE HEIGHT	QB#1 BLADE HEIGHT
3/4"	7-1/4"	6-1/2"

Usable Blade Volume Comparison

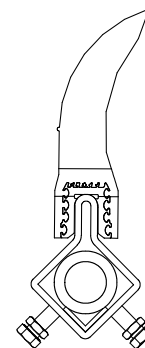
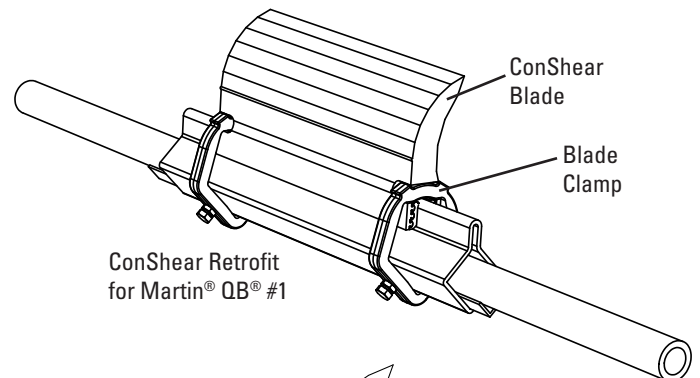
BLADE TYPE	BLADE LENGTH	Usable BLADE AREA (cross-section)	Usable BLADE VOLUME
Martin® QB™ #1	28"	5.75 in ²	161.0 in ³
ConShear™	28"	5.50 in ²	154.0 in ³



Replacement Blade Clamp

ORDERING NUMBER	ITEM CODE	WT. LBS.
QB1PCK	90954	4.8

Lead time: 1 working day



U.S. Patent No. D482,508S
ConShear™ is a trademark of Flexible Steel Lacing Company.
Martin® and QB® #1 are registered trademarks of Martin Engineering, Neponset, IL.

Part Number Cross-Reference Guide

Cross-Reference for Replacement of Martin® QC® Extra Heavy-Duty Blades

Ordering Information

BELT WIDTH		BLADE WIDTH		MARTIN QC XHD PART NUMBER	ORDERING NUMBER	ITEM CODE	WT. LBS.
in.	mm	in.	mm				
24	600	18	450	35897-2411	TRB18	76485	21.0
30	750	24	600	35897-3011	TRB24	76486	28.0
36	900	30	750	35897-3611	TRB30	76487	35.0
42	1050	36	900	35897-4211	TRB36	76488	42.0
48	1200	42	1050	35897-4811	TRB42	76489	49.0
54	1350	48	1200	35897-5411	TRB48	76490	56.0
60	1500	54	1350	35897-6011	TRB54	76491	63.0
66	1650	60	1500	35897-6611	TRB60	76492	70.0
72	1800	66	1650	35897-7211	TRB66	76493	77.0
78	1950	72	1800	35897-7811	TRB72	76494	87.0
84	2100	78	1950	35897-8411	TRB78	76697	91.0
90	2250	84	2100	35897-9011	TRB84	77047	98.0
96	2400	90	2250	35897-9611	TRB90	77048	105.0

Additional blade sizes are available upon request. Call for pricing.

NOTE: Blade coverage is 6 inches less than belt width.

Lead time: 1 working day

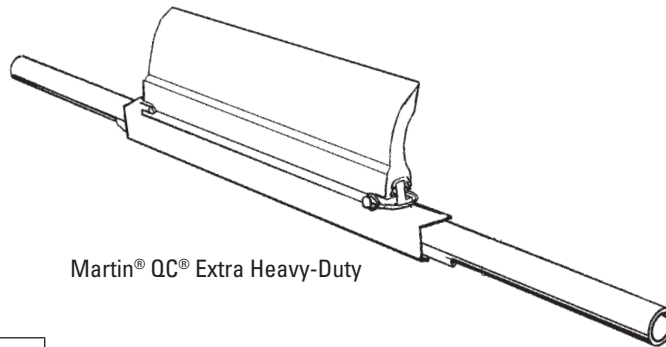
Replacement Blade Pin

ORDERING NUMBER	ITEM CODE	WT. LBS.
MMPBPK	76466	0.8

Lead time: 1 working day

Specifications

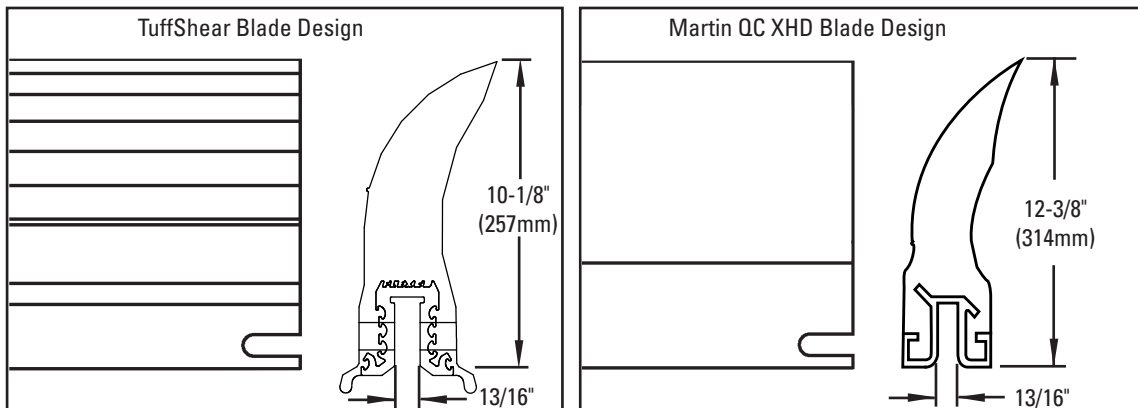
SLOT WIDTH	POLE PLATE THICKNESS	TUFFSHEAR BLADE HEIGHT	QC XHD BLADE HEIGHT
13/16"	3/4"	10-1/8" (257mm)	12-3/8" (314mm)



Martin® QC® Extra Heavy-Duty

Usable Blade Volume Comparison

BLADE TYPE	BLADE LENGTH	Usable BLADE AREA (cross-section)	Usable BLADE VOLUME
Martin® QC™ XHD	30"	17.01 in ²	510.3 in ³
TuffShear™	30"	12.08 in ²	362.7 in ³



U.S. Patent No. D482,508S

TuffShear™ is a trademark of Flexible Steel Lacing Company.

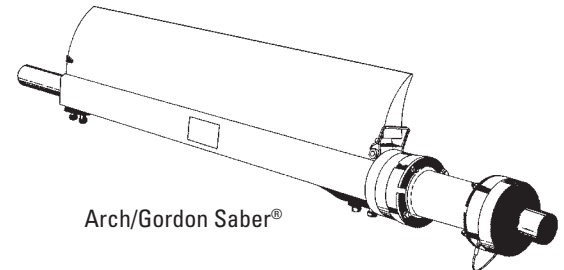
Martin® and QC® #1 are registered trademarks of Martin Engineering, Neponset, IL.

Part Number Cross-Reference Guide

Cross-Reference for Replacement of Arch-Gordon Saber® Primary Blades

Ordering Information

BELT WIDTH	ACTUAL BLADE LENGTH	ARCH/GORDON PART NUMBER	ORDERING NUMBER	CONShear™ ITEM CODE	WT. LBS.
18"	16"	MRBSB000180000	RBAGS-16	75995	7.3
18"	18"	MRBSB00018F000	RBAGS-18	76967	8.2
24"	22"	MRBSB000240000	RBAGS-22	75996	10.1
24"	24"	MRBSB00024F000	RBAGS-24	76968	11.0
30"	28"	MRBSB000300000	RBAGS-28	75997	12.8
30"	30"	MRBSB00030F000	RBAGS-30	76969	13.7
36"	34"	MRBSB000360000	RBAGS-34	75998	15.5
36"	36"	MRBSB00036F000	RBAGS-36	76970	16.5
42"	40"	MRBSB000420000	RBAGS-40	75999	18.3
42"	42"	MRBSB00042F000	RBAGS-42	76971	19.2
48"	46"	MRBSB000480000	RBAGS-46	76028	21.0
48"	48"	MRBSB00048F000	RBAGS-48	76972	21.9
54"	52"	MRBSB000540000	RBAGS-52	76029	23.8
54"	54"	MRBSB00054F000	RBAGS-54	76973	24.7
60"	58"	MRBSB000600000	RBAGS-58	76030	26.5
60"	60"	MRBSB00060F000	RBAGS-60	76974	27.4
72"	70"	MRBSB000720000	RBAGS-70	76031	32.0
72"	72"	MRBSB00072F000	RBAGS-72	76975	32.9
84"	84"	MRBSB00084F000	RBAGS-84	76976	38.4



Arch/Gordon Saber®

Additional blade sizes are available upon request. Call for pricing.

Lead time: 1 working day

NOTE: Also works on Falcon Primary Cleaners (Canada).

Replacement Blade Pin

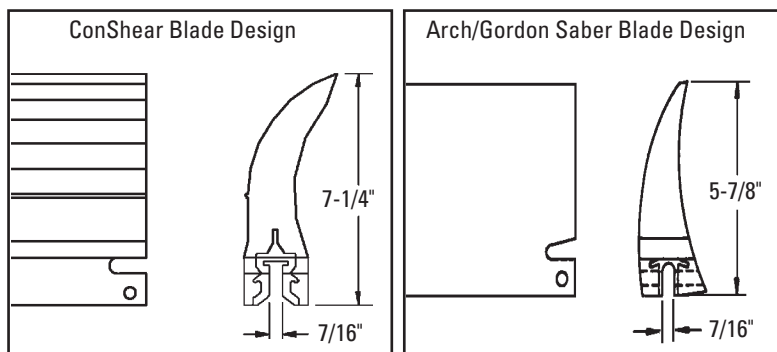
ORDERING NUMBER	ITEM CODE	WT. LBS.
EZP1BP	75642	0.1

Lead time: 1 working day

ConShear-LS for Arch/Gordon Mini-Saber Blades

BELT WIDTH		BLADE WIDTH		ARCH/GORDON PART NUMBER	ORDERING NUMBER	CONShear-LS ITEM CODE	WT. LBS.
in.	mm	in.	mm				
18	450	16	400	MRBMN00018	RBAGM-16	77106	3.3
24	600	22	550	MRBMN00024	RBAGM-22	77107	4.6
30	750	28	700	MRBMN00030	RBAGM-28	77108	5.8
36	900	34	850	MRBMN00036	RBAGM-34	77109	7.1
42	1050	40	1000	MRBMN00042	RBAGM-40	77110	8.3
48	1200	46	1150	MRBMN00048	RBAGM-46	77111	9.6

Additional sizes are available upon request. Call for pricing.



Specifications

SLOT WIDTH	POLE PLATE THICKNESS	CONShear BLADE HEIGHT	SABER BLADE HEIGHT
7/16"	3/8"	7-1/4"	5-7/8"

Usable Blade Volume Comparison

BLADE TYPE	BLADE LENGTH	Usable BLADE AREA (cross-section)	Usable BLADE VOLUME
Arch/Gordon Saber®	28"	3.06 in ²	85.7 in ³
ConShear™	28"	5.50 in ²	154.0 in ³

U.S. Patent No. D482,508S

ConShear™ is a trademark of Flexible Steel Lacing Company.

Saber® is a registered trademark of Arch Environmental Equipment Inc., Paducah, KY.

Part Number Cross-Reference Guide

Cross-Reference for Replacement of Arch/Gordon Saber™ (SCM) Channel Mount Blades

Ordering Information

BELT WIDTH	ACTUAL BLADE LENGTH	ARCH/GORDON PART NUMBER	ARCH/GORDON OLD PART NUMBER	ORDERING NUMBER	CONShear™ ITEM CODE	WT. LBS.
18"	16"	MRBCM00018	SCM-016-18	RBAGSCM-16	76572	7.3
24"	22"	MRBCM00024	SCM-016-24	RBAGSCM-22	76573	10.1
30"	28"	MRBCM00030	SCM-016-30	RBAGSCM-28	76574	12.8
36"	34"	MRBCM00036	SCM-016-36	RBAGSCM-34	76575	15.5
42"	40"	MRBCM00042	SCM-016-42	RBAGSCM-40	76576	18.3
48"	46"	MRBCM00048	SCM-016-48	RBAGSCM-46	76577	21.0
54"	52"	MRBCM00054	SCM-016-54	RBAGSCM-52	76578	23.8
60"	58"	MRBCM00060	SCM-016-60	RBAGSCM-58	76579	26.5
72"	70"	MRBCM00072	SCM-016-72	RBAGSCM-70	76581	32.0

Additional blade sizes are available upon request. Call for pricing.
NOTE: Blade coverage is 2 inches less than belt width.

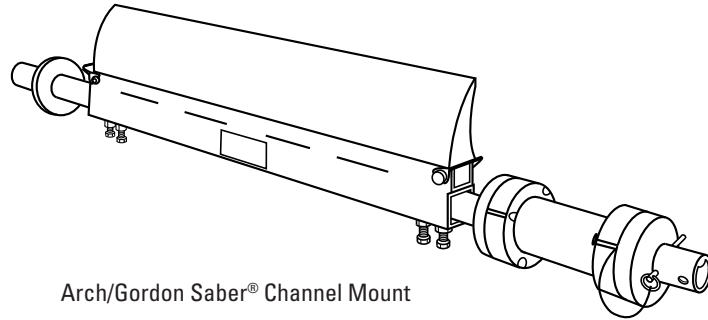
Replacement Blade Pin

ORDERING NUMBER	ITEM CODE	WT. LBS.
EZP1BP	75642	0.1

Lead time: 1 working day

Specifications

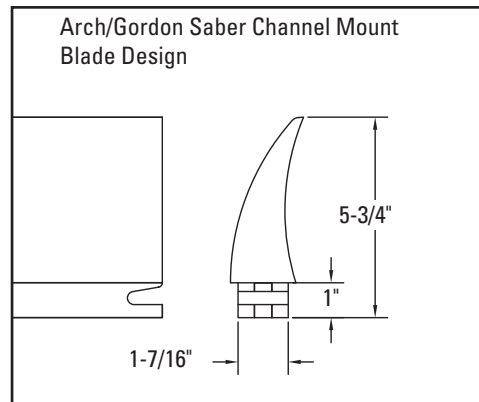
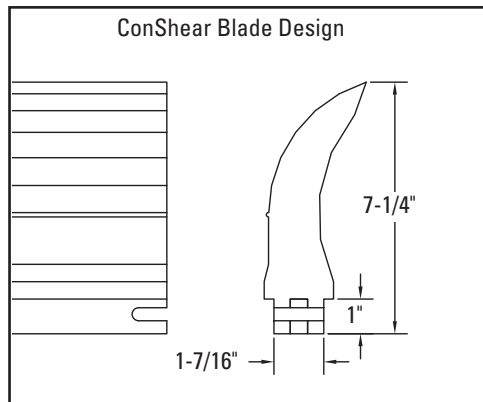
BASE WIDTH	CONShear BLADE HEIGHT	CHANNEL MOUNT BLADE HEIGHT
1-7/16"	7-1/4"	5-3/4"



Arch/Gordon Saber® Channel Mount

Usable Blade Volume Comparison

BLADE TYPE	BLADE LENGTH	Usable BLADE AREA (cross-section)	Usable BLADE VOLUME
Arch/Gordon Saber® Channel Mount	28"	3.06 in ²	85.7 in ³
ConShear™	28"	5.50 in ²	154.0 in ³



U.S. Patent No. D482,508S

ConShear™ is a trademark of Flexible Steel Lacing Company.

Saber® is a registered trademark of Arch Environmental Equipment Inc., Paducah, KY.

Part Number Cross-Reference Guide

Cross-Reference for Replacement of Superior Exterra® Blades

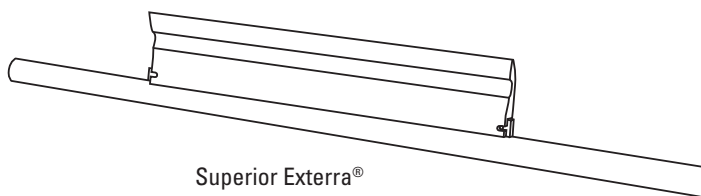
Ordering Information

BELT WIDTH	ACTUAL BLADE LENGTH	SUPERIOR EXTERRA® PART NUMBER	ORDERING NUMBER	CONSHEAR™ ITEM CODE	WT. LBS.
12"	10"	07-00540	RBSE-10	79861	4.6
18"	16"	07-00541	RBSE-16	79862	7.3
24"	22"	07-00542	RBSE-22	79863	10.1
30"	28"	07-00543	RBSE-28	79864	12.8
36"	34"	07-00544	RBSE-34	79865	15.5
42"	40"	07-00545	RBSE-40	79866	18.3
48"	46"	07-00546	RBSE-46	79867	21.0
54"	52"	07-00547	RBSE-52	79868	23.8
60"	58"	07-00549	RBSE-58	79869	26.5
66"	64"	07-00548	RBSE-64	79870	29.3
72"	70"	07-00550	RBSE-70	79871	32.0

Additional blade sizes are available upon request. Call for pricing.

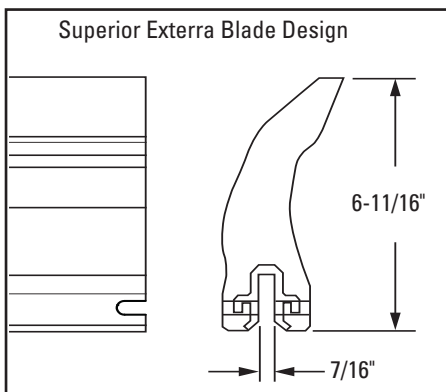
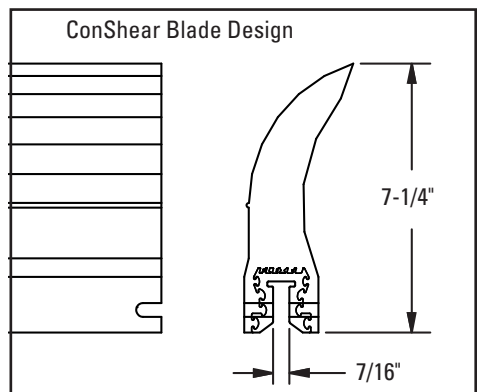
NOTE: Blade coverage is 2 inches less than belt width.

Lead time: 3 working days



Specifications

SLOT WIDTH	POLE PLATE THICKNESS	CONSHEAR BLADE HEIGHT	EXTERRA BLADE HEIGHT
7/16"	3/8"	7-1/4"	6-11/16"



U.S. Patent No. D482,508S

ConShear™ is a trademark of Flexible Steel Lacing Company.

Exterra® is a registered trademark of Superior Industries, Inc. Morris, MN

Part Number Cross-Reference Guide

Cross-Reference for Replacement of ASGCO® Skalper® III and IV Blades*

Ordering Information

BELT WIDTH	ACTUAL BLADE LENGTH	ASGCO® PART NUMBER	ORDERING NUMBER	CONSHEAR™ ITEM CODE	WT. LBS.
18"	18"	ASG-SK4-18A	RBAS4-18	76032	8.3
24"	24"	ASG-SK4-24A	RBAS4-24	76033	11.0
30"	30"	ASG-SK4-30A	RBAS4-30	76034	13.8
36"	36"	ASG-SK4-36A	RBAS4-36	76035	16.6
42"	42"	ASG-SK4-42A	RBAS4-42	76036	19.3
48"	48"	ASG-SK4-48A	RBAS4-48	76037	22.1
54"	54"	ASG-SK4-54A	RBAS4-54	76038	24.8
60"	60"	ASG-SK4-60A	RBAS4-60	76039	27.6
72"	72"	ASG-SK4-72A	RBAS4-72	76040	33.1

Additional blade sizes are available upon request. Call for pricing.

NOTE: Blade coverage is the same as the belt width.

Blade design is identical to Argonics replacement blade, except for length. Can be interchanged.

*Also interchangeable with ASGCO® Skalper® III Blades.

Lead time: 1 working day

Replacement Blade Pin

ORDERING NUMBER	ITEM CODE	WT. LBS.
RB38BP	79481	0.2

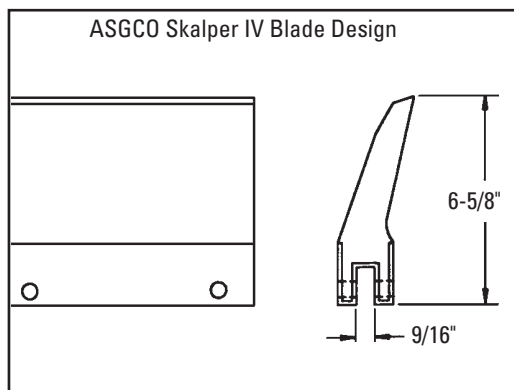
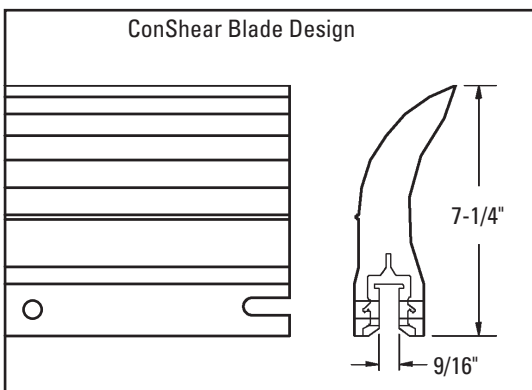
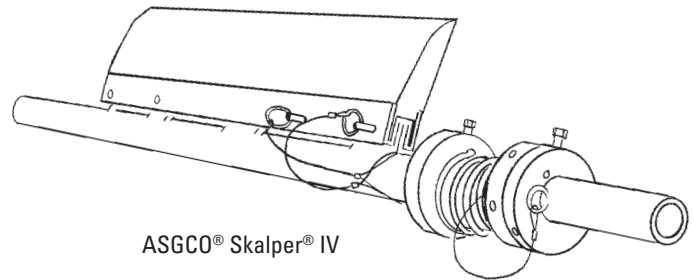
Lead time: 1 working day

Specifications

SLOT WIDTH	POLE PLATE THICKNESS	CONSHEAR BLADE HEIGHT	SKALPER BLADE HEIGHT
9/16"	1/2"	7-1/4"	6-5/8"

Usable Blade Volume Comparison

BLADE TYPE	BLADE LENGTH	Usable BLADE AREA (cross-section)	Usable BLADE VOLUME
ASGCO® Skalper® IV	28"	3.29 in ²	92.1 in ³
ConShear™	28"	5.50 in ²	154.0 in ³



U.S. Patent No. D482,508S

ConShear™ is a trademark of Flexible Steel Lacing Company.

ASGCO® and Skalper® are registered trademarks of ASGCO Mfg, Inc., Allentown, PA.

Part Number Cross-Reference Guide

Cross-Reference for Replacement of Argonics™ Raptor™ Blades

Ordering Information

BELT WIDTH	ACTUAL BLADE LENGTH	ARGONICS PART NUMBER	ORDERING NUMBER	CONShear™ ITEM CODE	WT. LBS.
12"	10"	CP-RE-10-G83	RBAER-10	76041	4.6
18"	16"	CP-RE-16-G83	RBAER-16	76042	7.3
24"	22"	CP-RE-22-G83	RBAER-22	76043	10.1
30"	28"	CP-RE-28-G83	RBAER-28	76044	12.8
36"	34"	CP-RE-34-G83	RBAER-34	76045	15.5
42"	40"	CP-RE-40-G83	RBAER-40	76046	18.3
46"	44"	CP-RE-44-G83	RBAER-44	76655	20.1
48"	46"	CP-RE-46-G83	RBAER-46	76047	21.0
54"	52"	CP-RE-52-G83	RBAER-52	76048	23.8
60"	58"	CP-RE-58-G83	RBAER-58	76049	26.5
72"	70"	CP-RE-70-G83	RBAER-70	76050	32.0

Additional blade sizes are available upon request. Call for pricing.

NOTE: Blade coverage is 2 inches less than the belt width.

Blade design is identical to ASGCO replacement blade, except for length. Can be interchanged.

Lead time: 1 working day

Replacement Blade Pin

ORDERING NUMBER	ITEM CODE	WT. LBS.
RB38BP	79481	0.2

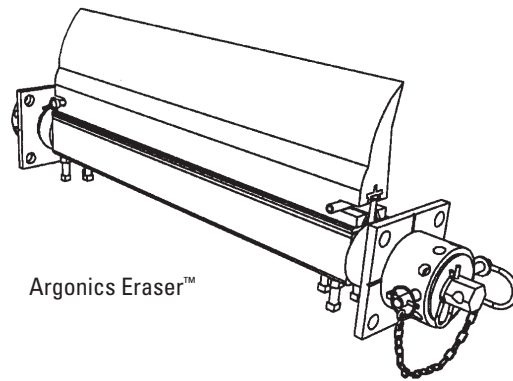
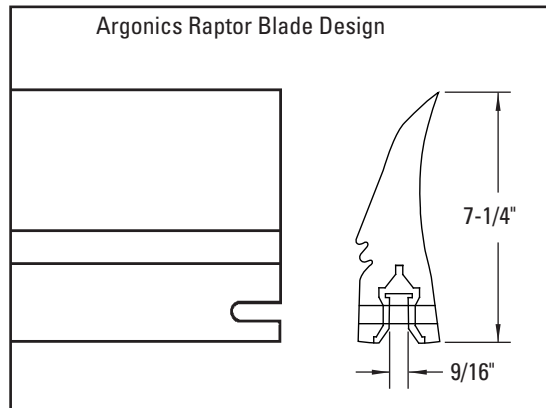
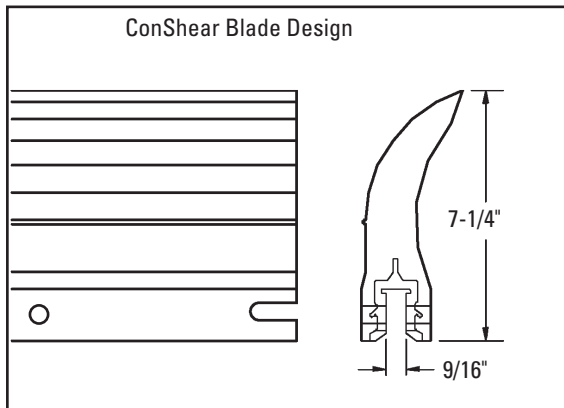
Lead time: 1 working day

Specifications

SLOT WIDTH	POLE PLATE THICKNESS	CONShear BLADE HEIGHT	RAPTOR BLADE HEIGHT
9/16"	1/2"	7-1/4"	7-1/4"

Usable Blade Volume Comparison

BLADE TYPE	BLADE LENGTH	Usable BLADE AREA (cross-section)	Usable BLADE VOLUME
Argonics™ Raptor™	28"	4.25 in ²	119.0 in ³
ConShear™	28"	5.50 in ²	154.0 in ³



U.S. Patent No. D482,508S

ConShear™ is a trademark of Flexible Steel Lacing Company.

Eraser™ and Raptor™ are registered trademarks of Argonics, Inc., Marquette, MI.

Part Number Cross-Reference Guide

Cross-Reference for Replacement of Stephens-Adamson Metso/Trellex Blades

Ordering Information

ACTUAL BLADE LENGTH	SA PART NUMBER	ORDERING NUMBER	CONSHEAR™ ITEM CODE	WT. LBS.
6"	ABC90	RB6SA	76570	3.1

Blades fit into cartridge that mounts on the pole.
Lead time: 1 working day

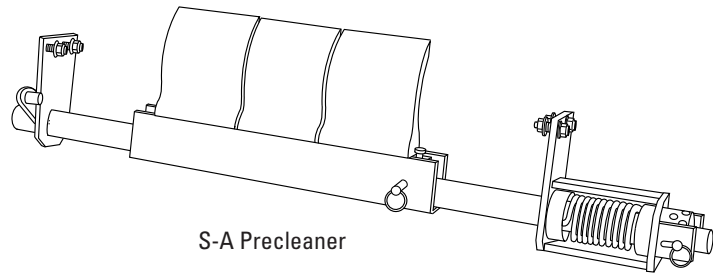
Cleaner Blades Required Per Belt Width

in.	18	24	30	36	42	48	54	60	72
mm	450	600	750	900	1050	1200	1350	1500	1800
Blades Required	2	3	4	5	6	7	8	9	11

NOTE: Blade coverage is 6 inches less than the belt width.

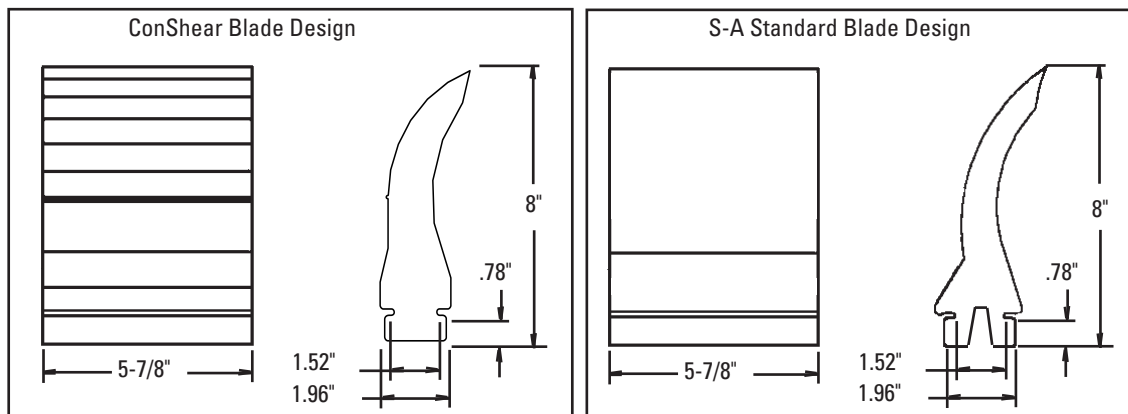
Specifications

BASE WIDTH	BASE HEIGHT	CONSHEAR BLADE HEIGHT	S-A BLADE HEIGHT
1.96"	.78"	8"	8"



Usable Blade Volume Comparison

BLADE TYPE	BLADE LENGTH	Usable BLADE AREA (cross-section)	Usable BLADE VOLUME
S-A Metso/Trellex	6"	3.88 in ²	22.8 in ³
ConShear™	6"	5.50 in ²	33.0 in ³



U.S. Patent No. D482,508S

ConShear™ is a trademark of Flexible Steel Lacing Company.

Part Number Cross-Reference Guide

Cross-Reference for Replacement of Martin® Durt Hawg® Precleaner Blades

Ordering Information

ACTUAL BLADE LENGTH	MARTIN® PART NUMBER	ORDERING NUMBER	CON SHEAR™ ITEM CODE	WT. LBS.
6"	27987-C	RB6DH	76571	3.3

Lead time: 1 working day

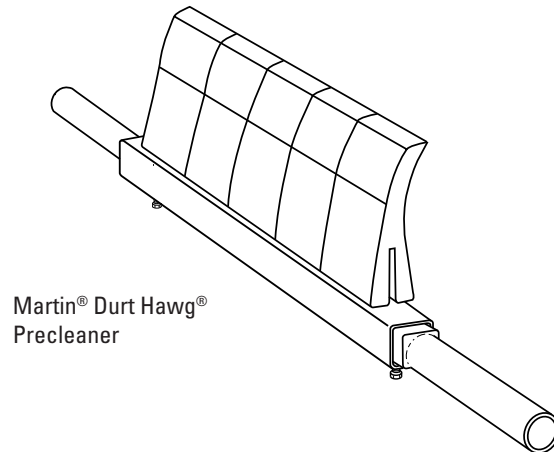
Cleaner Blades Required Per Belt Width

in.	18	24	30	36	42	48	54	60	72
mm	450	600	750	900	1050	1200	1350	1500	1800
Blades Required	2	3	4	5	6	7	8	9	11

NOTE: Blade coverage is 6 inches less than the belt width.

Specifications

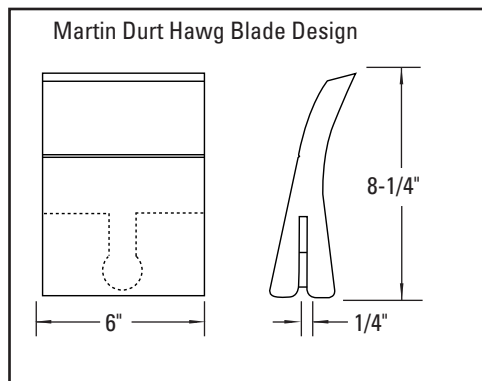
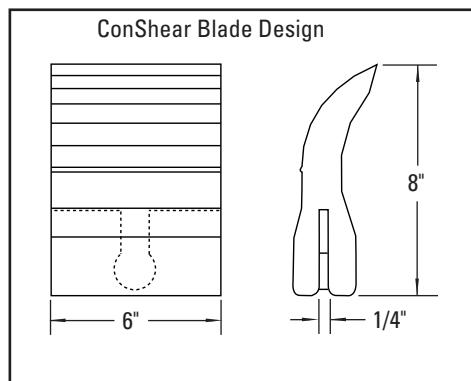
SLOT WIDTH	CON SHEAR™ BLADE HEIGHT	DURT HAWG BLADE HEIGHT
1/4"	8"	8 1/4"



Martin® Durt Hawg®
Precleaner

Usable Blade Volume Comparison

BLADE TYPE	BLADE LENGTH	Usable BLADE AREA (cross-section)	Usable BLADE VOLUME
Martin® Durt Hawg	6"	3.80 in ²	22.2 in ³
ConShear™	6"	5.50 in ²	33.0 in ³



U.S. Patent No. D482,508S

ConShear™ is a trademark of Flexible Steel Lacing Company. Martin® and Durt Hawg® are registered trademarks of Martin Engineering, Neponset, IL.

Part Number Cross-Reference Guide

Cross-Reference for Replacement of Martin® Durt Tracker® Precleaner Blades SD 6

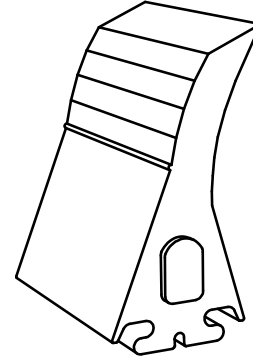
Ordering Information

BLADE WIDTH	MARTIN® PART NUMBER	ORDERING NUMBER	ITEM CODE	WT. LBS.
6" (152mm)	30333-06XX	RBDT-6C	90614	3.2

Lead time: 1 working day

Specifications

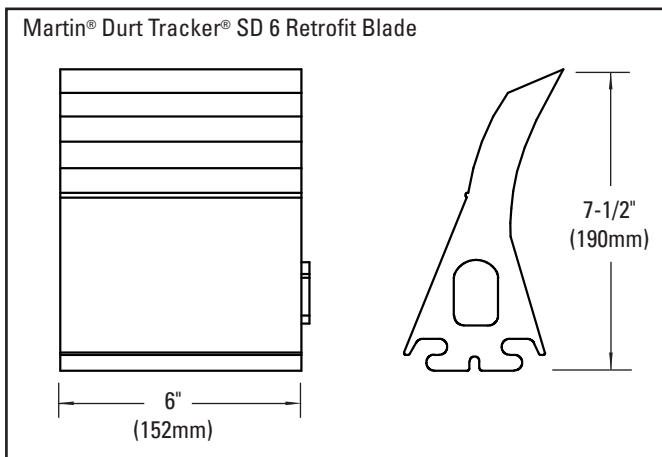
BLADE TYPE	BLADE WIDTH	BLADE HEIGHT
SD 6	6" (152mm)	7 1/2" (190mm)



Martin® Durt Tracker®
Replacement Blade

Usable Blade Volume

BLADE TYPE	BLADE WIDTH	Usable BLADE AREA (cross-section)	Usable BLADE VOLUME
Martin® Durt Tracker® SD 6 Retrofit Blade	6" (152mm)	3.7 in ² (.00239m ²)	22.3 in ³ (.00037m ³)



Martin® and Durt Tracker® are registered trademarks of Martin Engineering, Neponset, IL.

Part Number Cross-Reference Guide

Cross-Reference for Replacement of Martin® Durt Tracker® XHD Precleaner Blades XHD 6.5 & XHD 13

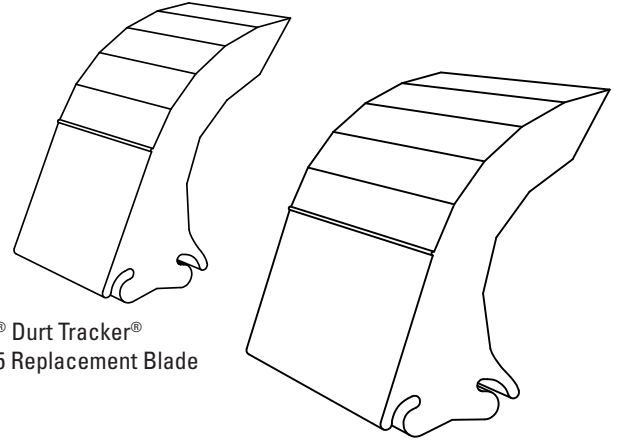
Ordering Information

BLADE WIDTH	ORDERING NUMBER	ITEM CODE	WT. LBS.
6.5" (165mm)	RBDTXHD-6.5C	77517	6.5
13" (330mm)	RBDTXHD-13C	90615	13.1

Lead time: 1 working day

Specifications

BLADE TYPE	BLADE WIDTH	BLADE HEIGHT
XHD 6.5	6.5" (165mm)	9 1/2" (241mm)
XHD 13	13" (330mm)	

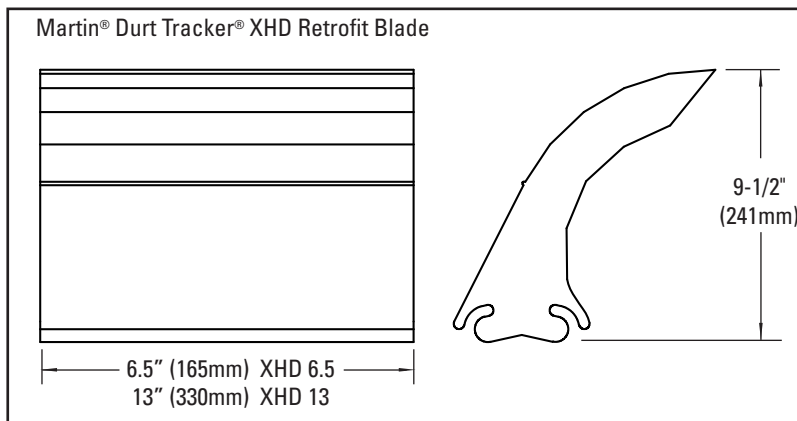


Martin® Durt Tracker®
XHD 6.5 Replacement Blade

Martin® Durt Tracker®
XHD 13 Replacement Blade

Usable Blade Volume

BLADE TYPE	BLADE WIDTH	Usable BLADE AREA (cross-section)	Usable BLADE VOLUME
Martin® Durt Tracker® XHD 6.5 Retrofit Blade	6.5" (165mm)	12.1 in ² (.00781m ²)	78 in ³ (.00128m ³)
Martin® Durt Tracker® XHD 13 Retrofit Blade	13" (330mm)		156 in ³ (.00256m ³)



Martin® and Durt Tracker® are registered trademarks of Martin Engineering, Neponset, IL.

Product Ordering Information

V-Plow



V-Plow*

SIZE	BELT WIDTH		ORDERING NUMBER	ITEM CODE	WT. LBS.
	in.	mm			
Extra Small	18-24	450-600	CBV-XS	73131	53.0
Small	30-36	750-900	CBV-S	73132	65.0
Medium	42-48	1050-1200	CBV-M	73133	74.0
Large	54-60	1350-1500	CBV-L	73134	84.0
72"	72	1800	CBV-72	74389	150.0
84"	84	2100	CBV-84	74390	175.0
96"	96	2400	CBV-96	74391	200.0

*Use next larger size for belt widths between ranges.
Lead time: 1 working day

Replacement Blade Kits**

SIZE	BELT WIDTH		ORDERING NUMBER	ITEM CODE	WT. LBS.
	in.	mm			
Extra Small	18-24	450-600	VBK-XS	73190	4.5
Small	30-36	750-900	VBK-S	73191	6.0
Medium	42-48	1050-1200	VBK-M	73192	7.5
Large	54-60	1350-1500	VBK-L	73193	9.0
72"	72	1800	VBK-72	74457	13.0
84"	84	2100	VBK-84	74458	15.0
96"	96	2400	VBK-96	74459	17.0

**Kit includes blades and replacement blade bolts.
Lead time: 1 working day



Optional Polyurethane Blade Kits**

Typically provides 3 to 5 times longer wear life. PU blades are blue in color.

SIZE	BELT WIDTH		ORDERING NUMBER	ITEM CODE	WT. LBS.
	in.	mm			
Extra Small	18-24	450-600	VUBK-XS	75570	5.4
Small	30-36	750-900	VUBK-S	75571	8.0
Medium	42-48	1050-1200	VUBK-M	75572	10.5
Large	54-60	1350-1500	VUBK-L	75573	13.0
72"	72	1800	VUBK-72	75574	15.9
84"	84	2100	VUBK-84	75575	18.5
96"	96	2400	VUBK-96	75576	21.0

**Kit includes blades and replacement blade bolts.
Lead time: 1 working day

Shaded items are made to order.
Lead time: 10 working days

Product Notes:

- Exclusive blade design – 20° slant on leading edge spirals debris off the belt.
- Self-adjusting blade – the blade floats on the belt and self-adjusts as it wears.
- Unique blade adjuster – turnbuckle-type adjuster allows the blade to be accurately positioned to the belt.
- Easy to install – comes fully assembled and can be placed right into position on the conveyor.

Product Ordering Information

Diagonal Plow

Diagonal Plows*

SIZE	BELT WIDTH		ORDERING NUMBER	ITEM CODE	WT. LBS.
	in.	mm			
Small	18-30	450-750	RDP1-S	74692	45.0
Medium	36-42	900-1050	RDP1-M	74693	56.0
Large	48-60	1200-1500	RDP1-L	74694	70.0
Extra Large	72-84	1800-2100	RDP1-XL	74695	96.0

*Use next larger size for belt widths between ranges.

Lead time: 1 working day



Replacement Blade Kits**

SIZE	BELT WIDTH		ORDERING NUMBER	ITEM CODE	WT. LBS.
	in.	mm			
Small	18-30	450-750	RDPBK-S	74699	4.0
Medium	36-42	900-1050	RDPBK-M	74700	5.6
Large	48-60	1200-1500	RDPBK-L	74701	8.4
Extra Large	72-84	1800-2100	RDPBK-XL	74702	12.0

**Kit includes blade and replacement blade bolts.

Lead time: 1 working day



Product Notes:

- A belt cleaner for the tail pulley. Prevents damage to the belt, pulley, lagging, and belt splice.
- Keeps fugitive materials off the inside of the belt and out of the tail pulley.
- Installed at a 45° angle across the belt to discharge material to one predetermined side.
- The blade is installed in a fixed position, eliminating any bouncing problems.
- Exclusive 20° angled blade quickly spirals material off the belt.

Specifications & Guidelines

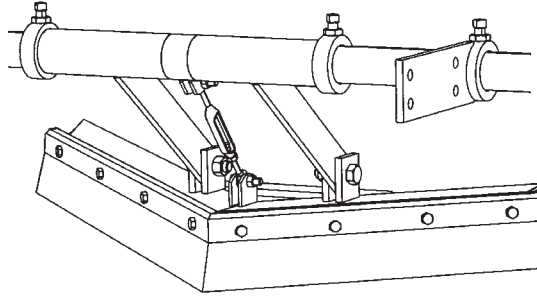
V-Plow & Diagonal Plow

V-Plow

Belt Width Specifications

SIZE	BELT WIDTH (Min-Max)	
	in.	mm
Extra Small	18-24	450-600
Small	30-36	750-900
Medium	42-48	1050-1200
Large	54-60	1350-1500
72"	72	1800
84"	84	2100
96"	96	2400

Use next larger size for belt widths between ranges.

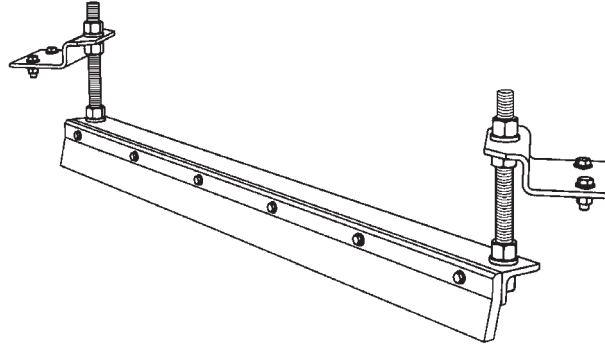


Diagonal Plow

Belt Width Specifications

SIZE	BELT WIDTH (Min-Max)	
	in.	mm
Small	18-30	450-750
Medium	36-42	900-1050
Large	48-60	1200-1500
Extra Large	72-84	1800-2100

Use next larger size for belt widths between ranges.



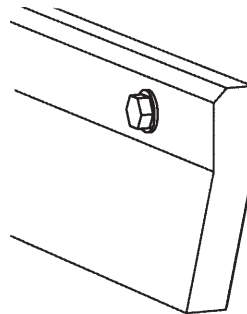
Application Guidelines

- Belt Splice Mechanically Fastened/Vulcanized
- Belt Speed 1000 FPM (5M/sec) for V-Plow; 700 FPM (3.5M/sec) for Diagonal Plow
- Belt Direction One Way

V-Plow & Diagonal Plow

Blade Specifications

Material	UHMWPE
Durometer	67-D
Working Temperature	
°F	-40° to 160°
°C	-40° to 71°
Grease & Chemical Resistance	Excellent
Sticky Material Performance	Excellent



Replacement Parts Lists

V-Plow & Diagonal Plow

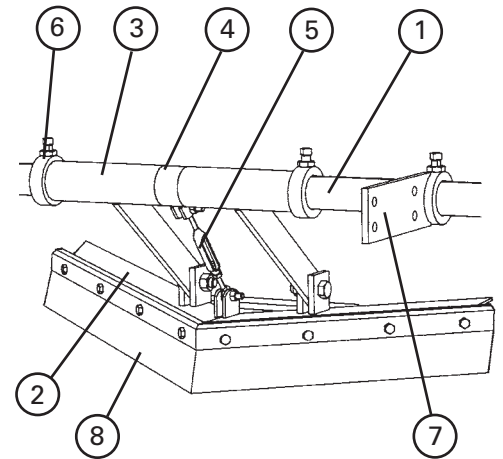
Replacement Parts - V-Plow

REF	DESCRIPTION	BELT WIDTH (Min-Max)		ORDERING NUMBER	ITEM CODE	WT. LBS.
		in.	mm			
1	V-Plow Pole XS	18-24	450-600	VPXS	73400	13.0
	V-Plow Pole S	30-36	750-900	VPS	73408	15.0
	V-Plow Pole M	42-48	1050-1200	VPM	73409	18.0
	V-Plow Pole L	54-60	1350-1500	VPL	73410	21.0
	V-Plow Pole 72	72	1800	VP72	74395	24.0
	V-Plow Pole 84	84	2100	VP84	74396	27.0
	V-Plow Pole 96	96	2400	VP96	74397	30.0
2	V-Plow Mainframe XS	18-24	450-600	VMFXS	73535	12.0
	V-Plow Mainframe S	30-36	750-900	VMFS	73549	15.0
	V-Plow Mainframe M	42-48	1050-1200	VMFM	74037	22.0
	V-Plow Mainframe L	54-60	1350-1500	VMFL	74038	28.0
	V-Plow Mainframe 72	72	1800	VMF72	74398	35.0
	V-Plow Mainframe 84	84	2100	VMF84	74399	42.0
	V-Plow Mainframe 96	96	2400	VMF96	74440	50.0
3	VP Main Linkage Kit* (1 ea.)			VMLK	74982	5.0
4	VP Center Sleeve			VCS	73533	1.0
5	V-Plow Adjuster Kit*			VAK	76416	0.5
6	VP Stop Collar* (1 ea.)			VSC	74983	1.0
7	VP Mounting Bracket Kit* (1 ea.)			VMBK	73399	5.0
REPLACEMENT BLADE KITS**						
8	Replacement Blade Kit XS	18-24	450-600	VBK-XS	73190	4.5
	Replacement Blade Kit S	30-36	750-900	VBK-S	73191	6.0
	Replacement Blade Kit M	42-48	1050-1200	VBK-M	73192	7.5
	Replacement Blade Kit L	54-60	1350-1500	VBK-L	73193	9.0
	Replacement Blade Kit 72	72	1800	VBK-72	74457	13.0
	Replacement Blade Kit 84	84	2100	VBK-84	74458	15.0
	Replacement Blade Kit 96	96	2400	VBK-96	74459	17.0

*Hardware included

**Kit includes blades and replacement blade bolts.

Lead time: 1 working day



Shaded items are made to order.
Lead time: 10 working days

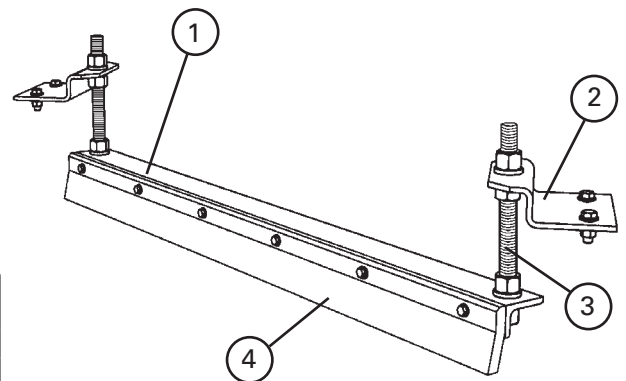
Replacement Parts - Diagonal Plow

REF	DESCRIPTION	BELT WIDTH (Min-Max)		ORDERING NUMBER	ITEM CODE	WT. LBS.
		in.	mm			
1	Small Plow Frame	18-30	450-750	RDPF-S	75566	18.1
	Medium Plow Frame	36-42	900-1050	RDPF-M	75567	26.3
	Large Plow Frame	48-60	1200-1500	RDPF-L	75568	38.4
	Extra Large Plow Frame	72-84	1800-2100	RDPF-XL	75569	60.7
2	Mounting Bracket Kit* (1 ea.)			RDPMBK	74698	6.1
3	Mounting Shaft Kit* (1 ea.)			RDPMSK	74705	3.6
REPLACEMENT BLADE KITS**						
4	Small Plow Blade Kit	18-30	450-750	RDPBK-S	74699	4.0
	Medium Plow Blade Kit	36-42	900-1050	RDPBK-M	74700	5.6
	Large Plow Blade Kit	48-60	1200-1500	RDPBK-L	74701	8.4
	Extra Large Plow Blade Kit	72-84	1800-2100	RDPBK-XL	74702	12.0

*Hardware included

**Kit includes blades and replacement blade bolts.

Lead time: 1 working day



Specifications & Guidelines

Flexco Slider/Impact Beds

Easy Solution for Load Zone Problems

- Complete load zone offering with slider beds through impact beds for up to 750 ft-lbs of force.
- No specifying trough angle; each bed is adjustable for 20°, 35° and 45° trough settings (ships at 35° setting).
- Low-profile installation. Because EZ Series beds feature trough wings that are adjustable, they lay flat during installation, providing more clearance.
- Full UHMW slider bars included on outside bar to provide proper sealing and long life.
- Unique Impact Bar Supports protect the impact bars from damage, extending service life. An Anti-Migratory Tab on each support secures the bar and prevents it from sliding in the direction of belt travel.
- All beds are manufactured for mounting holes belt width +9" (225mm), per CEMA. For wider structure, contact Customer Service for special quote.

How to spec the correct slider/impact bed for your conveyor transfer point

Roller Size and CEMA Rating
 5" (125mm) 6" (150mm)
 CEMA C D E
 Belt Width: _____
 Bed Length: 4' (1.2M) 5' (1.5M)

Impact Energy Calculation Chart

Largest Material Lump Weight (**w**)

Drop Height (**h**)

Impact Energy

Lump Weight (**w**) _____
 Drop Height (**h**) **x** _____
 Total = **lb-ft** See Below

0 lb-ft— **EZSB-C**
 0 - 200 lb-ft— **EZSB-I or EZIB-L**
 (25kg-m)
 200 - 750 lb-ft— **EZIB-M**
 (25-100 kg-m)

Product Ordering Information

EZSB-C Flexco Slider Beds



Flexco Slider Bed

(for non-impact areas)

BELT WIDTH		TONNAGE RATING (ton/hr)	4' (1.2M) LENGTH			5' (1.5M) LENGTH		
in.	mm		ORDERING NUMBER	ITEM CODE	WT. LBS	ORDERING NUMBER	ITEM CODE	WT. LBS
24	600	–	EZSB24-4C	78855	244.1	EZSB24-5C	78863	261.1
30	750	–	EZSB30-4C	78856	263.2	EZSB30-5C	78864	279.7
36	900	–	EZSB36-4C	78857	289.0	EZSB36-5C	78865	305.5
42	1050	–	EZSB42-4C	78858	358.8	EZSB42-5C	78866	382.9
48	1200	–	EZSB48-4C	78859	385.7	EZSB48-5C	78867	410.4
54	1350	–	EZSB54-4C	78860	455.1	EZSB54-5C	78868	488.0
60	1500	–	EZSB60-4C	78861	478.7	EZSB60-5C	78869	511.6
72	1800	–	EZSB72-4C	78862	513.0	EZSB72-5C	78870	545.9

Lead time: 1 working day

Product Notes:

- CEMA D construction
- No need to specify troughing angle – designed to adjust to 20°, 35°, 45°.
- Designed for containment in the load zone, but not intended for impact zones.
- Slider bars are solid 1" (25mm) UHMW providing longer wear life and consistent load zone sealing.
- Product ships with two rollers. Additional rollers can be added by purchasing an EZRMK and the appropriate corresponding roller.

Adjustable Idler Set

(for non-impact areas)

(for placement in between 3 or more beds or in transitions; Adjusts from 10 - 45° in 5° increments)



BELT WIDTH		ORDERING NUMBER	ITEM CODE	WT. LBS
in.	mm			
24	600	EZAI-24	79000	79.9
30	750	EZAI-30	79001	90.0
36	900	EZAI-36	79002	100.7
42	1050	EZAI-42	79003	110.0
48	1200	EZAI-48	79004	123.3
54	1350	EZAI-54	79005	132.5
60	1500	EZAI-60	79006	141.3
72	1800	EZAI-72	79007	163.6

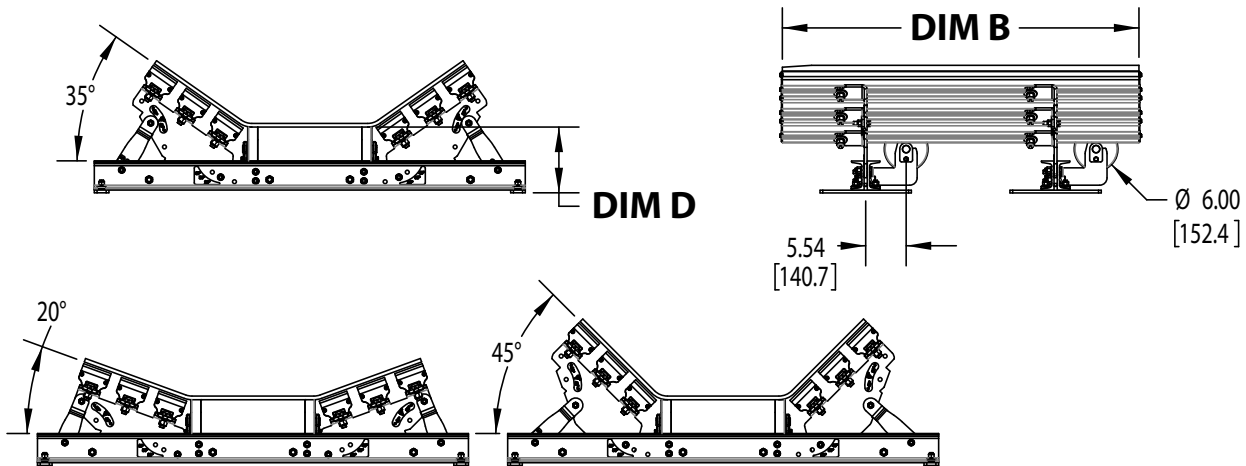
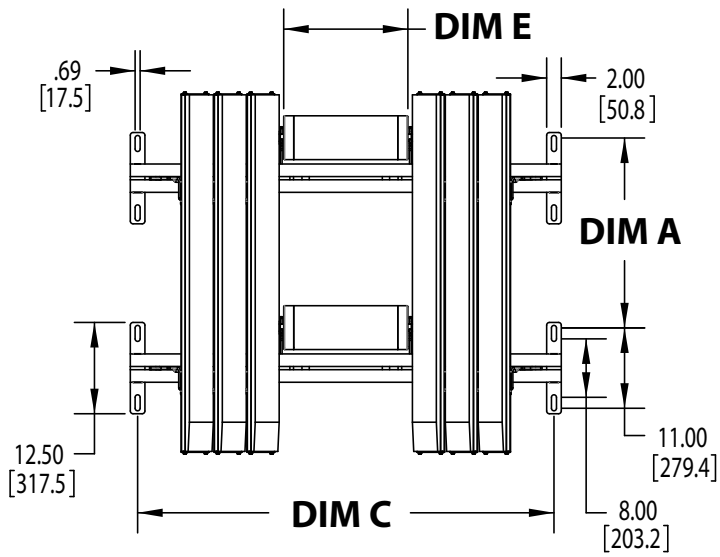
Lead time: 1 working day

SHIM-KIT-EZAI 91857 - includes two 1/4" and two 1/2" shims

U.S. Patent No. 9,296,564

Specifications and Guidelines

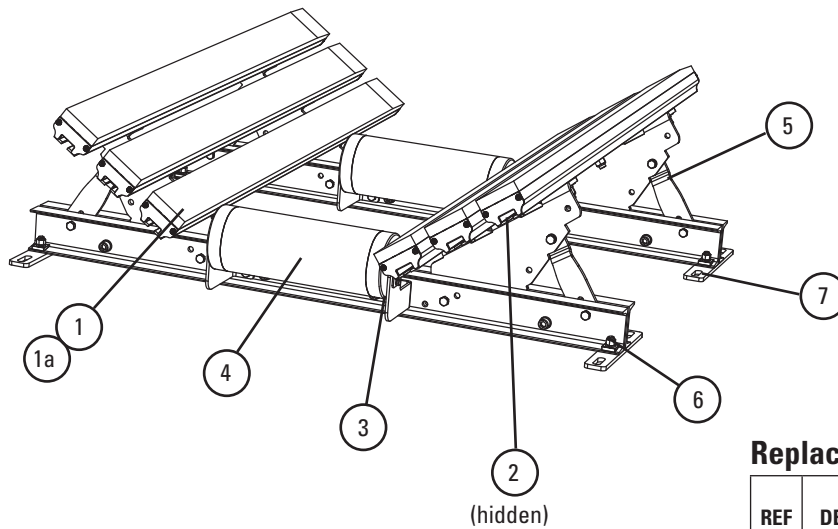
EZSB-C Flexco Slider Beds



Bed Length 4' (1.2 M)				Bed Length 5' (1.5 M)				Bed Width		Dim C		Dim D		Dim E	
Dim A		Dim B		Dim A		Dim B									
in.	mm	in.	mm	in.	mm	in.	mm	in.	mm	in.	mm	in.	mm	in.	mm
26	660.4	48.82	1240	34	863.6	59.06	1500	24	600	33	838	9	229	9	229
								30	750	39	991	9	229	11	279
								36	900	45	1143	9	229	13	330
								42	1050	51	1295	9	229	15	381
								48	1200	57	1448	9	229	17	432
								54	1350	63	1600	9.25	235	19	483
								60	1500	69	1753	9.25	235	21	533
72	1800	81	2057	9.5	241	25	635								

U.S. Patent No. 9,296,564

Replacement Parts List



Shim Requirements

IMPACT BED SIZE	CEMA C OR D, 5" (125mm) Idlers	CEMA C OR D, 6" (150mm) IDLERS
24"-36" (600-900mm)	Shim idler up .5" (12.5mm)	No Kits Required
42"-72" (1050-1800mm)	No Kits Required	Use (1) SHIM-KITL; Shim up .5" (12.5mm)

IMPACT BED SIZE	CEMA E, 6" (150mm) IDLERS	CEMA E, 7" (175mm) IDLERS
36"-60" (900-1500mm)	Use (3) SHIM-KITL; Shim up 1.5" (37.5mm)	Use (4) SHIM-KITL; Shim up 2" (50mm)
72" (1800mm)	Use (4) SHIM-KITL; Shim up 2" (50mm)	Use (5) SHIM-KITL; Shim up 2.5" (62.5mm)

Replacement Parts

REF	DESCRIPTION	ORDERING NUMBER	ITEM CODE	WT. LBS.
1	Slider Bar, 4' (1.2M)	SB4	78789	20.0
1a	Slider Bar, 5' (1.5M)	SB5	78790	24.1
2	Bar Bolt Kit (incl. 1 ea. 5/8" (15mm) carriage bolt, square washer, flat washer, lock washer, Nylock nut)	IBBK	76928	0.5
3	Slider Roll Mount Kit *	EZRMK	78952	5.1
4	Roller 24" (600mm)	N6D3T-24-9-A45	26107	9.1
	Roller 30" (750mm)	N6D3T-30-11-A45	26108	10.6
	Roller 36" (900mm)	N6D3T-36-13-A45	26109	12.3
	Roller 42" (1050mm)	N6D3T-42-15-A45	26110	13.9
	Roller 48" (1200mm)	N6D3T-48-17-A45	26111	16.1
	Roller 54" (1350mm)	N6D3T-54-19-A45	26112	17.0
	Roller 60" (1500mm)	N6D3T-60-21-A45	26113	18.1
5	Roller 72" (1800mm)	N6D3T-72-25-A45	26114	21.6
	Wing Plate Kit 24" (600mm) *	EZWPK-24	78970	16.9
	Wing Plate Kit 30" (750mm) *	EZWPK-30	78971	17.4
	Wing Plate Kit 36" (900mm) *	EZWPK-36	78972	21.2
	Wing Plate Kit 42" (1050mm) *	EZWPK-42	78973	26.2
	Wing Plate Kit 48" (1200mm) *	EZWPK-48	78974	30.1
	Wing Plate Kit 54" (1350mm) *	EZWPK-54	78975	35.6
	Wing Plate Kit 60" (1500mm) *	EZWPK-60	78976	39.0
6	Wing Plate Kit 72" (1800mm) *	EZWPK-72	78977	46.7
	Cross Stringer Kit 24" (600mm) *	EZCSK-24	78978	49.2
	Cross Stringer Kit 30" (750mm) *	EZCSK-30	78979	56.5
	Cross Stringer Kit 36" (900mm) *	EZCSK-36	78980	63.8
	Cross Stringer Kit 42" (1050mm) *	EZCSK-42	78981	70.8
	Cross Stringer Kit 48" (1200mm) *	EZCSK-48	78982	78.5
	Cross Stringer Kit 54" (1350mm) *	EZCSK-54	78983	85.8
7	Cross Stringer Kit 60" (1500mm) *	EZCSK-60	78984	93.1
	Cross Stringer Kit 72" (1800mm) *	EZCSK-72	78985	99.1
7	Shim Kit Light Duty (incl. 4 shims)	SHIM-KITL	77548	13.6

*Hardware Included
Lead time: 1 working day

Replacement Quantities for EZSB-C

in.	24	30	36	42	48	54	60	72
mm	600	750	900	1050	1200	1350	1500	1800
ROLLS REQUIRED	2	2	2	2	2	2	2	2
BARS REQUIRED	SLIDER	4	4	4	6	6	8	8
BAR BOLT KITS REQUIRED		8	8	8	12	12	16	16

U.S. Patent No. 9,296,564

Product Ordering Information

EZSB-I Flexco Slider Beds with Impact Rolls



Flexco Slider Bed with Impact Rolls

(for impact zones with less than 200 lb-ft energy)

BELT WIDTH		TONNAGE RATING (ton/hr)	4' (1.2M) LENGTH			5' (1.5M) LENGTH*		
in.	mm		ORDERING NUMBER	ITEM CODE	WT. LBS	ORDERING NUMBER	ITEM CODE	WT. LBS
24	600	3500	EZSB24-4I	78871	277.0	EZSB24-5I	78879	294.1
30	750	3500	EZSB30-4I	78872	300.0	EZSB30-5I	78880	317.1
36	900	4100	EZSB36-4I	78873	330.1	EZSB36-5I	78881	347.2
42	1050	4500	EZSB42-4I	78874	407.1	EZSB42-5I	78882	433.0
48	1200	4500	EZSB48-4I	78875	437.0	EZSB48-5I	78883	463.0
54	1350	4500	EZSB54-4I	78876	514.0	EZSB54-5I	78884	548.8
60	1500	4500	EZSB60-4I	78877	543.0	EZSB60-5I	78885	577.9
72	1800	4500	EZSB72-4I	78878	586.0	EZSB72-5I	78886	620.2

Lead time: 1 working day

* 5' (1.5M) beds come with 5 impact rolls

Product Notes:

- CEMA D construction
- No need to specify troughing angle – designed to adjust to 20°, 35°, 45°.
- Outermost trough bar features 1" (25mm) solid UHMW slider bar to provide longer wear life and consistent load zone sealing where impact is not present.

Adjustable Idler Set with Impact Rolls

(for placement in between 3 or more beds or in transitions; Adjusts from 10 - 45° in 5° increments)



BELT WIDTH		ORDERING NUMBER	ITEM CODE	WT. LBS
in.	mm			
24	600	EZAI-24I	79091	89.9
30	750	EZAI-30I	79092	100.0
36	900	EZAI-36I	79093	110.7
42	1050	EZAI-42I	79094	120.0
48	1200	EZAI-48I	79095	133.3
54	1350	EZAI-54I	79096	142.5
60	1500	EZAI-60I	79097	151.3
72	1800	EZAI-72I	79098	173.6

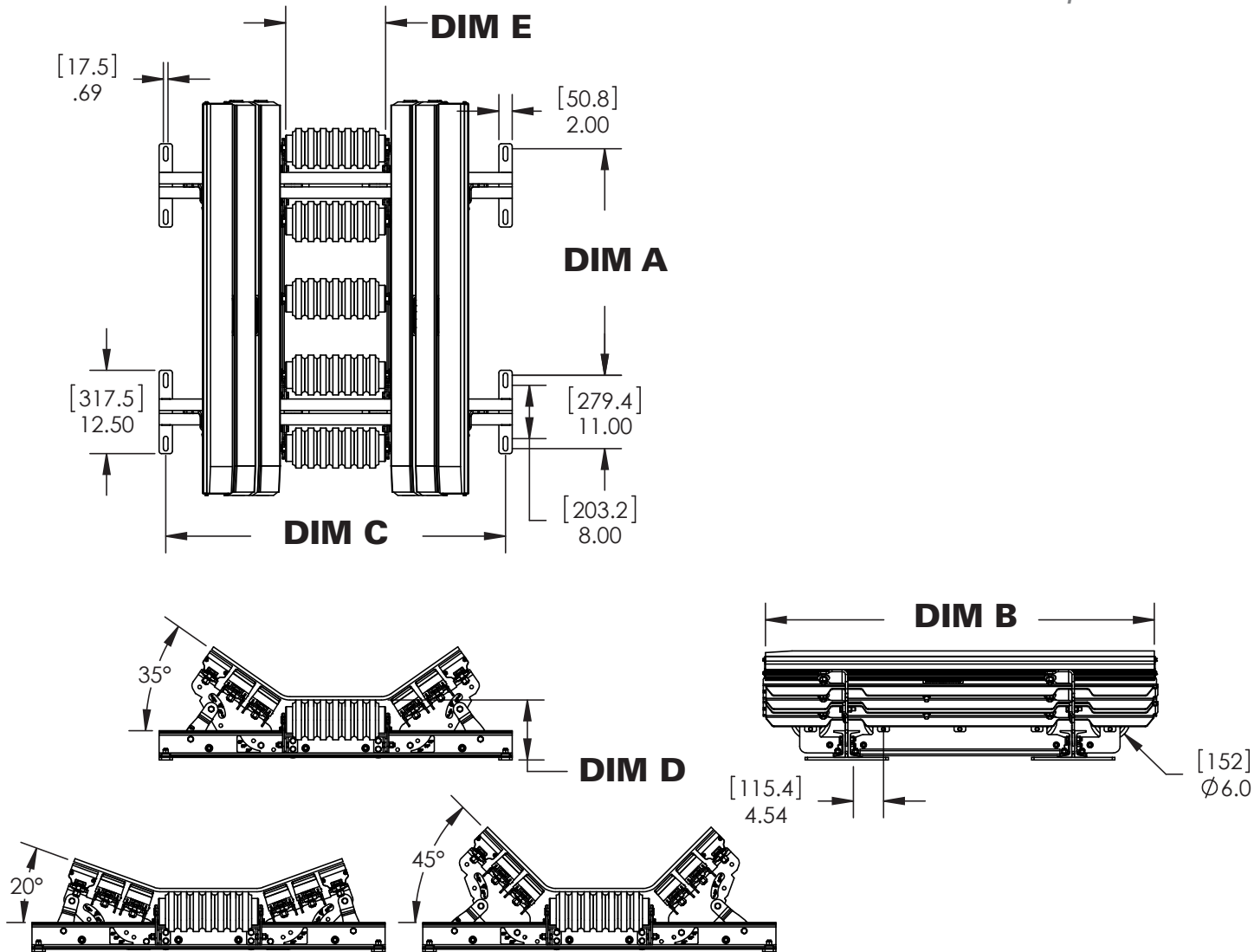
Lead time: 1 working day

SHIM-KIT-EZAI 91857 - includes two 1/4" and two 1/2" shims

U.S. Patent No. 9,296,564

Specifications and Guidelines

EZSB-I ***Flexco Slider Beds*** *with Impact Rolls*



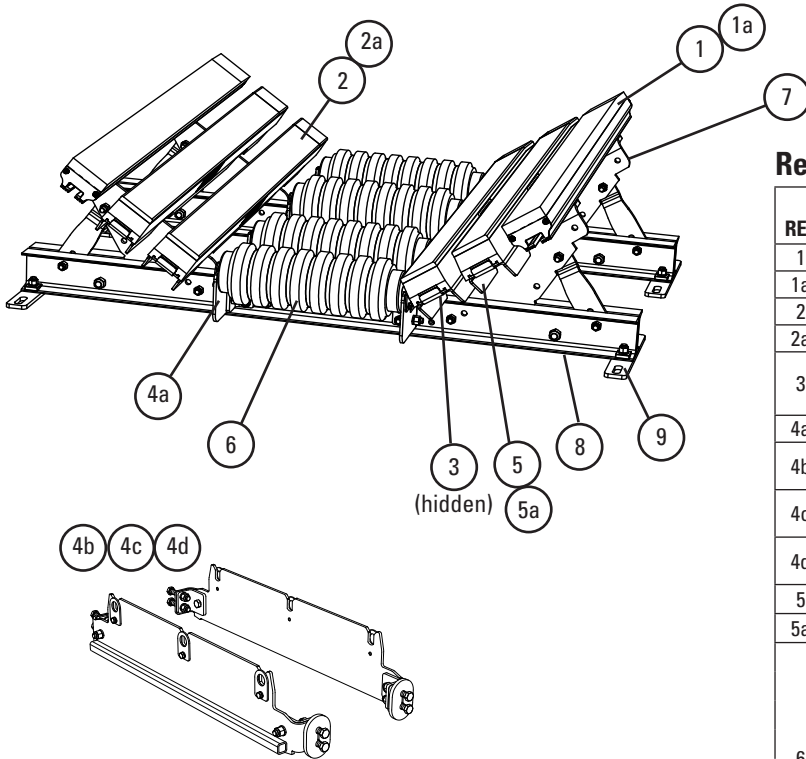
Bed Length 4' (1.2 M)				Bed Length 5' (1.5 M)*				Bed Width		Dim C		Dim D		Dim E	
Dim A		Dim B		Dim A		Dim B									
in.	mm	in.	mm	in.	mm	in.	mm	in.	mm	in.	mm	in.	mm	in.	mm
26	660.4	48.14	1222.8	34	863.6	58.38	1482.9	24	600	33	838	9	229	9	229
								30	750	39	991	9	229	11	279
								36	900	45	1143	9	229	13	330
								42	1050	51	1295	9	229	15	381
								48	1200	57	1448	9	229	17	432
								54	1350	63	1600	9.25	235	19	483
								60	1500	69	1753	9.25	235	21	533
72	1800	81	2057	9.5	241	25	635								

* 5' (1.5M) beds come with 5 impact rolls

U.S. Patent No. 9,296,564

Replacement Parts List

EZSB-I Flexco Slider Beds with Impact Rolls



Replacement Parts

REF	DESCRIPTION	ORDERING NUMBER	ITEM CODE	WT. LBS.
1	Slider Bar, 4' (1.2M)	SB4	78789	20.0
1a	Slider Bar, 5' (1.5M)	SB5	78790	24.1
2	Impact Bar, 4' (1.2M)	IB4	76926	17.0
2a	Impact Bar, 5' (1.5M)	IB5	76927	21.0
3	Bar Bolt Kit (incl. 1 ea. 5/8" (15mm) carriage bolt, square washer, flat washer, lock washer, Nylock nut)	IBBK	76928	0.5
4a	Impact Roll Mount Kit *	EZIRMK	79318	5.1
4b	Center Roll Mount Kit for 5' (1.5M) x 24-48" (600-1200mm)**	EZCRMK24-48	90434	43.5
4c	Center Roll Mount Kit for 5' (1.5M) x 54-60" (1350-1500mm)**	EZCRMK54-60	90261	43.5
4d	Center Roll Mount Kit for 5' (1.5M) x 72" (1800mm)**	EZCRMK72	90262	43.7
5	Impact Bar Support - L 4' (1.2M) *	EZBS-L4	78953	16.1
5a	Impact Bar Support - L 5' (1.5M) *	EZBS-L5	78954	20.4
6	Impact Roll 24" (600mm)	NI6D3T-24-9-A45	26184	10.1
	Impact Roll 30" (750mm)	NI6D3T-30-11-A45	26185	12.0
	Impact Roll 36" (900mm)	NI6D3T-36-13-A45	26186	13.9
	Impact Roll 42" (1050mm)	NI6D3T-42-15-A45	26187	16.0
	Impact Roll 48" (1200mm)	NI6D3T-48-17-A45	26188	17.9
	Impact Roll 54" (1350mm)	NI6D3T-54-19-A45	26189	19.8
	Impact Roll 60" (1500mm)	NI6D3T-60-21-A45	26190	21.7
7	Impact Roll 72" (1800mm)	NI6D3T-72-25-A45	26191	25.6
	Wing Plate Kit 24" (600mm) *	EZWPK-24	78970	16.9
	Wing Plate Kit 30" (750mm) *	EZWPK-30	78971	17.4
	Wing Plate Kit 36" (900mm) *	EZWPK-36	78972	21.2
	Wing Plate Kit 42" (1050mm) *	EZWPK-42	78973	26.2
	Wing Plate Kit 48" (1200mm) *	EZWPK-48	78974	30.1
	Wing Plate Kit 54" (1350mm) *	EZWPK-54	78975	35.6
Wing Plate Kit 60" (1500mm) *	EZWPK-60	78976	39.0	
8	Wing Plate Kit 72" (1800mm) *	EZWPK-72	78977	46.7
	Cross Stringer Kit 24" (600mm) *	EZCSK-24	78978	49.2
	Cross Stringer Kit 30" (750mm) *	EZCSK-30	78979	56.5
	Cross Stringer Kit 36" (900mm) *	EZCSK-36	78980	63.8
	Cross Stringer Kit 42" (1050mm) *	EZCSK-42	78981	70.8
	Cross Stringer Kit 48" (1200mm) *	EZCSK-48	78982	78.5
	Cross Stringer Kit 54" (1350mm) *	EZCSK-54	78983	85.8
Cross Stringer Kit 60" (1500mm) *	EZCSK-60	78984	93.1	
9	Cross Stringer Kit 72" (1800mm) *	EZCSK-72	78985	99.1
	Shim Kit Light Duty (incl. 4 shims)	SHIM-KITL	77548	13.6

Shim Requirements

IMPACT BED SIZE	CEMA C OR D, 5" (125mm) Idlers	CEMA C OR D, 6" (150mm) IDLERS
24"-36" (600-900mm)	Shim idler up .5" (12.5mm)	No Kits Required
42"-72" (1050-1800mm)	No Kits Required	Use (1) SHIM-KITL; Shim up .5" (12.5mm)

IMPACT BED SIZE	CEMA E, 6" (150mm) IDLERS	CEMA E, 7" (175mm) IDLERS
36"-60" (900-1500mm)	Use (3) SHIM-KITL; Shim up 1.5" (37.5mm)	Use (4) SHIM-KITL; Shim up 2" (50mm)
72" (1800mm)	Use (4) SHIM-KITL; Shim up 2" (50mm)	Use (5) SHIM-KITL; Shim up 2.5" (62.5mm)

Lead time: 1 working day

§ 4' beds require 2 ea item 4a;

5' beds require 1 ea item 4a and 1 ea item 4b, 4c or 4d as needed for bed length.

*Hardware Included

** 5' (1.5M) beds come with 5 impact rolls

Replacement Quantities for EZSB-I

in.		24	30	36	42	48	54	60	72
mm		600	750	900	1050	1200	1350	1500	1800
ROLLS REQUIRED	4' BEDS	4	4	4	4	4	4	4	4
	5' BEDS	5	5	5	5	5	5	5	5
BARS REQUIRED	SLIDER	2	2	2	2	2	2	2	2
	IMPACT	2	2	2	4	4	6	6	6
BAR BOLT KITS REQUIRED		10	10	10	16	16	22	22	22
BAR SUPPORTS REQUIRED		2	2	2	4	4	6	6	6

U.S. Patent No. 9,296,564

Product Ordering Information

EZIB-L
Flexco Impact Beds
All Bars – Light Duty



Flexco Slider Bed Impact Bars - Light Duty

BELT WIDTH		TONNAGE RATING (ton/hr)	4' (1.2M) LENGTH			5' (1.5M) LENGTH		
in.	mm		ORDERING NUMBER	ITEM CODE	WT. LBS	ORDERING NUMBER	ITEM CODE	WT. LBS
24	600	3500	EZIB24-4L	78887	304.3	EZIB24-5L	78895	338.8
30	750	3500	EZIB30-4L	78888	320.9	EZIB30-5L	78896	355.5
36	900	4100	EZIB36-4L	78889	384.8	EZIB36-5L	78897	428.1
42	1050	5200	EZIB42-4L	78890	454.4	EZIB42-5L	78898	506.5
48	1200	5800	EZIB48-4L	78891	518.4	EZIB48-5L	78899	579.3
54	1350	7000	EZIB54-4L	78892	589.0	EZIB54-5L	78900	658.8
60	1500	7600	EZIB60-4L	78893	652.0	EZIB60-5L	78901	729.9
72	1800	8100	EZIB72-4L	78894	721.5	EZIB72-5L	78902	808.7

Lead time: 1 working day

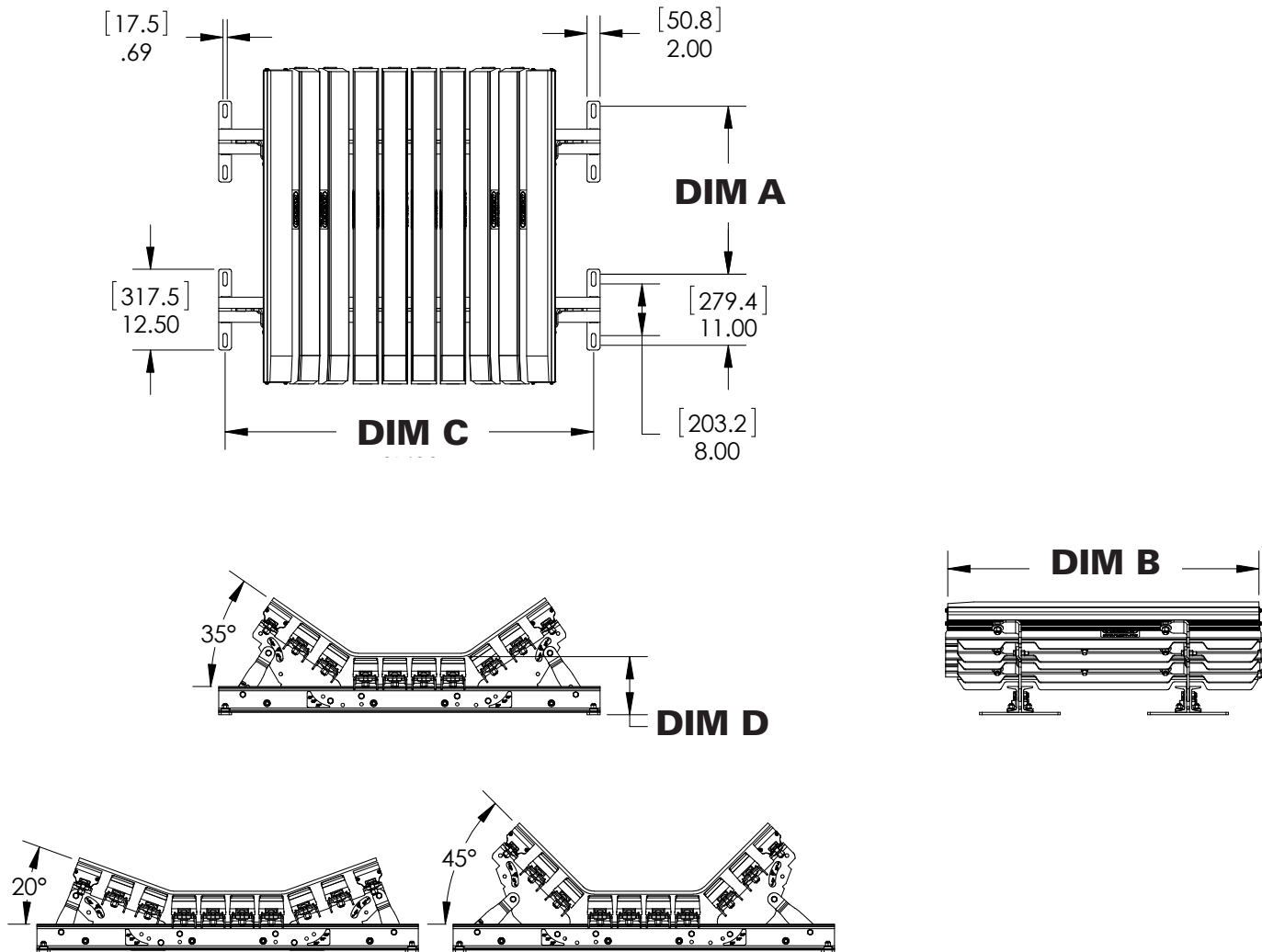
Product Notes:

- CEMA D construction
- No need to specify troughing angle—designed to adjust to 20°, 35°, 45°.
- Outermost trough bar features 1" (25mm) solid UHMW slider bar to provide longer wear life and consistent load zone sealing where impact is not present.

U.S. Patent No. 9,296,564

Specifications and Guidelines

EZIB-L Flexco Impact Beds All Bars – Light Duty

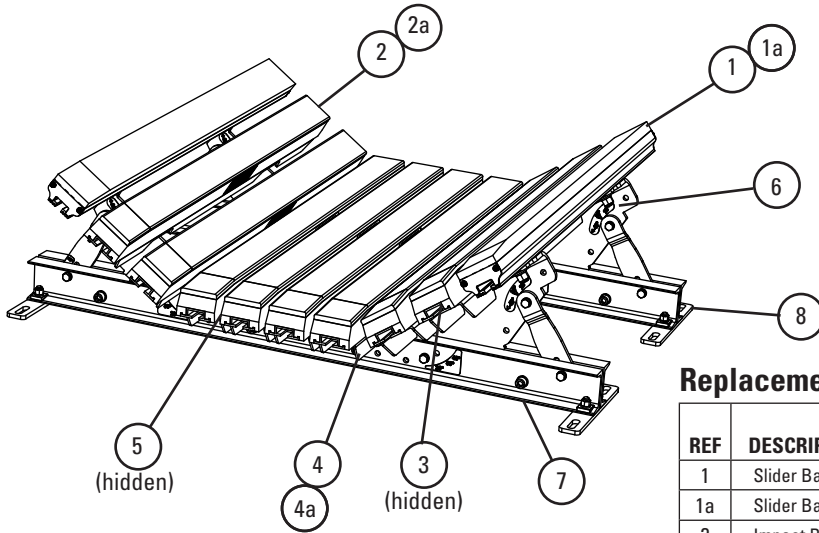


Bed Length 4' (1.2 M)				Bed Length 5' (1.5 M)				Bed Width		Dim C		Dim D	
Dim A		Dim B		Dim A		Dim B							
in.	mm	in.	mm	in.	mm	in.	mm	in.	mm	in.	mm	in.	mm
26	660.4	48.14	1222.8	34	863.6	58.38	1482.9	24	600	33	838	9	229
								30	750	39	991	9	229
								36	900	45	1143	9	229
								42	1050	51	1295	9	229
								48	1200	57	1448	9	229
								54	1350	63	1600	9.25	235
								60	1500	69	1753	9.25	235
								72	1800	81	2057	9.5	241

U.S. Patent No. 9,296,564

Replacement Parts List

EZIB-L Flexco Impact Beds All Bars – Light Duty



Shim Requirements

IMPACT BED SIZE	CEMA C OR D, 5" (125mm) Idlers	CEMA C OR D, 6" (150mm) IDLERS
24"-36" (600-900mm)	Shim idler up .5" (12.5mm)	No Kits Required
42"-72" (1050-1800mm)	No Kits Required	Use (1) SHIM-KITL; Shim up .5" (12.5mm)

IMPACT BED SIZE	CEMA E, 6" (150mm) IDLERS	CEMA E, 7" (175mm) IDLERS
36"-60" (900-1500mm)	Use (3) SHIM-KITL; Shim up 1.5" (37.5mm)	Use (4) SHIM-KITL; Shim up 2" (50mm)
72" (1800mm)	Use (4) SHIM-KITL; Shim up 2" (50mm)	Use (5) SHIM-KITL; Shim up 2.5" (62.5mm)

Replacement Parts

REF	DESCRIPTION	ORDERING NUMBER	ITEM CODE	WT. LBS.
1	Slider Bar, 4' (1.2M)	SB4	78789	20.0
1a	Slider Bar, 5' (1.5M)	SB5	78790	24.1
2	Impact Bar, 4' (1.2M)	IB4	76926	17.0
2a	Impact Bar, 5' (1.5M)	IB5	76927	21.0
3	Bar Bolt Kit (incl. 1 ea. 5/8" (15mm) carriage bolt, square washer, flat washer, lock washer, Nylock nut)	IBBK	76928	0.5
4	Impact Bar Support - L 4' (1.2M) *	EZBS-L4	78953	16.1
4a	Impact Bar Support - L 5' (1.5M) *	EZBS-L5	78954	20.4
5	Center Bar Mount Kit 24" (600mm) *	EZBMK-24	78944	5.2
	Center Bar Mount Kit 30" (750mm) *	EZBMK-30	78945	5.7
	Center Bar Mount Kit 36" (900mm) *	EZBMK-36	78946	7.5
	Center Bar Mount Kit 42" (1050mm) *	EZBMK-42	78947	8.0
	Center Bar Mount Kit 48" (1200mm) *	EZBMK-48	78948	9.8
	Center Bar Mount Kit 54" (1350mm) *	EZBMK-54	78949	10.5
	Center Bar Mount Kit 60" (1500mm) *	EZBMK-60	78950	12.3
	Center Bar Mount Kit 72" (1800mm) *	EZBMK-72	78951	14.6
6	Wing Plate Kit 24" (600mm) *	EZWPK-24	78970	16.9
	Wing Plate Kit 30" (750mm) *	EZWPK-30	78971	17.4
	Wing Plate Kit 36" (900mm) *	EZWPK-36	78972	21.2
	Wing Plate Kit 42" (1050mm) *	EZWPK-42	78973	26.2
	Wing Plate Kit 48" (1200mm) *	EZWPK-48	78974	30.1
	Wing Plate Kit 54" (1350mm) *	EZWPK-54	78975	35.6
	Wing Plate Kit 60" (1500mm) *	EZWPK-60	78976	39.0
	Wing Plate Kit 72" (1800mm) *	EZWPK-72	78977	46.7
7	Cross Stringer Kit 24" (600mm) *	EZCSK-24	78978	49.2
	Cross Stringer Kit 30" (750mm) *	EZCSK-30	78979	56.5
	Cross Stringer Kit 36" (900mm) *	EZCSK-36	78980	63.8
	Cross Stringer Kit 42" (1050mm) *	EZCSK-42	78981	70.8
	Cross Stringer Kit 48" (1200mm) *	EZCSK-48	78982	78.5
	Cross Stringer Kit 54" (1350mm) *	EZCSK-54	78983	85.8
	Cross Stringer Kit 60" (1500mm) *	EZCSK-60	78984	93.1
	Cross Stringer Kit 72" (1800mm) *	EZCSK-72	78985	99.1
8	Shim Kit Light Duty (incl. 4 shims)	SHIM-KITL	77548	13.6

*Hardware Included

Lead time: 1 working day

Replacement Quantities for EZIB-L

in.		24	30	36	42	48	54	60	72
mm		600	750	900	1050	1200	1350	1500	1800
BARS REQUIRED	SLIDER	2	2	2	2	2	2	2	2
	IMPACT	4	4	5	7	8	10	11	12
BAR BOLT KITS REQUIRED		16	16	19	25	28	34	37	40
BAR SUPPORTS REQUIRED		4	4	5	7	8	10	11	12

U.S. Patent No. 9,296,564

Product Ordering Information

EZIB-M
Flexco Impact Beds
All Bars – Medium Duty



Flexco Slider Bed Impact Bars - Medium Duty

BELT WIDTH		TONNAGE RATING (ton/hr)	4' (1.2M) LENGTH			5' (1.5M) LENGTH		
in.	mm		ORDERING NUMBER	ITEM CODE	WT. LBS	ORDERING NUMBER	ITEM CODE	WT. LBS
24	600	8,100	EZIB24-4M	78903	409.5	EZIB24-5M	78911	452.6
30	750	8,100	EZIB30-4M	78904	434.5	EZIB30-5M	78912	477.6
36	900	9,500	EZIB36-4M	78905	473.4	EZIB36-5M	78913	516.5
42	1050	12,200	EZIB42-4M	78906	595.0	EZIB42-5M	78914	655.7
48	1200	13,600	EZIB48-4M	78907	672.9	EZIB48-5M	78915	742.3
54	1350	16,300	EZIB54-4M	78908	757.9	EZIB54-5M	78916	836.3
60	1500	17,600	EZIB60-4M	78909	796.1	EZIB60-5M	78917	874.4
72	1800	19,000	EZIB72-4M	78910	844.2	EZIB72-5M	78918	1,016.3

Lead time: 1 working day

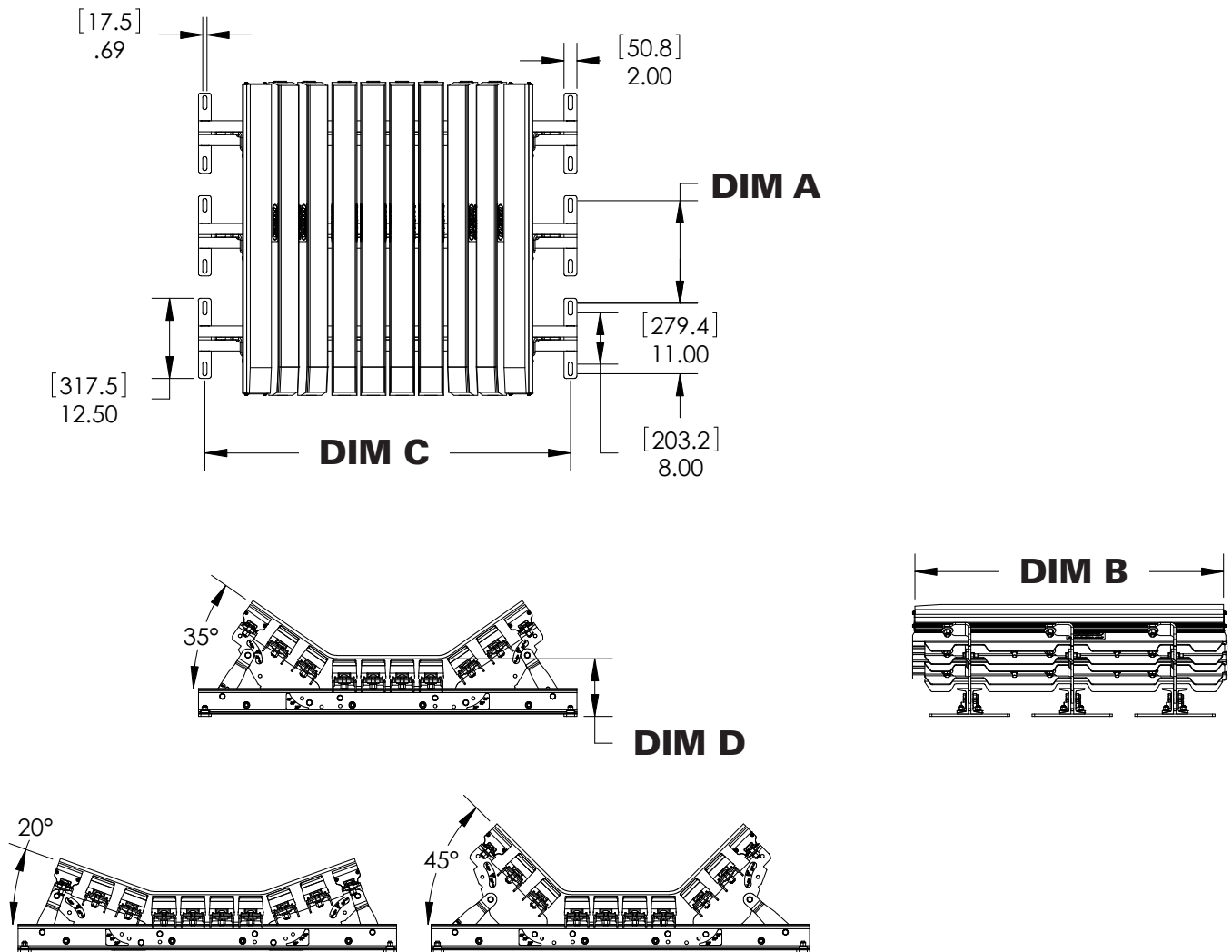
Product Notes:

- CEMA D construction
- No need to specify troughing angle—designed to adjust to 20°, 35°, 45°.
- Outermost trough bar features 1" (25mm) solid UHMW slider bar to provide longer wear life and consistent load zone sealing where impact is not present.

U.S. Patent No. 9,296,564

Specifications and Guidelines

EZIB-M
Flexco Impact Beds
All Bars – Medium Duty

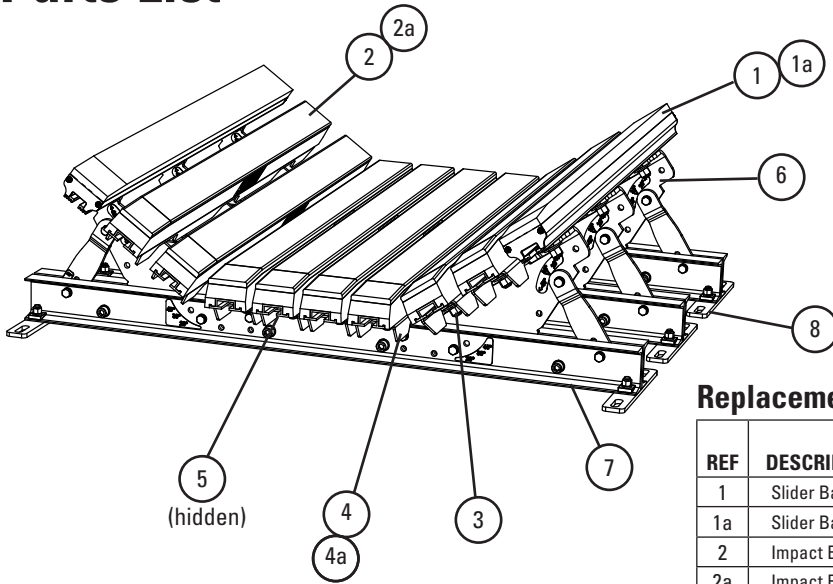


Bed Length 4' (1.2 M)				Bed Length 5' (1.5 M)				Bed Width		Dim C		Dim D	
Dim A		Dim B		Dim A		Dim B							
in.	mm	in.	mm	in.	mm	in.	mm	in.	mm	in.	mm	in.	mm
16	406.4	48.14	1222.8	22	558.8	58.38	1482.9	24	600	33	838	9	229
								30	750	39	991	9	229
								36	900	45	1143	9	229
								42	1050	51	1295	9	229
								48	1200	57	1448	9	229
								54	1350	63	1600	9.25	235
								60	1500	69	1753	9.25	235
72	1800	81	2057	9.5	241								

U.S. Patent No. 9,296,564

Replacement Parts List

EZIB-M Flexco Impact Beds All Bars – Medium Duty



Replacement Parts

REF	DESCRIPTION	ORDERING NUMBER	ITEM CODE	WT. LBS.
1	Slider Bar, 4' (1.2M)	SB4	78789	20
1a	Slider Bar, 5' (1.5M)	SB5	78790	24.1
2	Impact Bar, 4' (1.2M)	IB4	76926	17
2a	Impact Bar, 5' (1.5M)	IB5	76927	21
3	Bar Bolt Kit (incl. 1 ea. 5/8" (15mm) carriage bolt, square washer, flat washer, lock washer, Nylock nut)	IBBK	76928	0.5
4	Impact Bar Support - M 4' (1.2M) *	IBS-M4	76931	16.9
4a	Impact Bar Support - M 5' (1.5M) *	IBS-M5	76932	21.2
5	Center Bar Mount Kit 24" (600mm) *	EZBMK-24	78944	5.2
	Center Bar Mount Kit 30" (750mm) *	EZBMK-30	78945	5.7
	Center Bar Mount Kit 36" (900mm) *	EZBMK-36	78946	7.5
	Center Bar Mount Kit 42" (1050mm) *	EZBMK-42	78947	8.0
	Center Bar Mount Kit 48" (1200mm) *	EZBMK-48	78948	9.8
	Center Bar Mount Kit 54" (1350mm) *	EZBMK-54	78949	10.5
	Center Bar Mount Kit 60" (1500mm) *	EZBMK-60	78950	12.3
	Center Bar Mount Kit 72" (1800mm) *	EZBMK-72	78951	14.6
6	Wing Plate Kit 24" (600mm) *	EZWPK-24	78970	16.9
	Wing Plate Kit 30" (750mm) *	EZWPK-30	78971	17.4
	Wing Plate Kit 36" (900mm) *	EZWPK-36	78972	21.2
	Wing Plate Kit 42" (1050mm) *	EZWPK-42	78973	26.2
	Wing Plate Kit 48" (1200mm) *	EZWPK-48	78974	30.1
	Wing Plate Kit 54" (1350mm) *	EZWPK-54	78975	35.6
	Wing Plate Kit 60" (1500mm) *	EZWPK-60	78976	39.0
	Wing Plate Kit 72" (1800mm) *	EZWPK-72	78977	46.7
7	Cross Stringer Kit 24" (600mm) *	EZCSK-24	78978	49.2
	Cross Stringer Kit 30" (750mm) *	EZCSK-30	78979	56.5
	Cross Stringer Kit 36" (900mm) *	EZCSK-36	78980	63.8
	Cross Stringer Kit 42" (1050mm) *	EZCSK-42	78981	70.8
	Cross Stringer Kit 48" (1200mm) *	EZCSK-48	78982	78.5
	Cross Stringer Kit 54" (1350mm) *	EZCSK-54	78983	85.8
	Cross Stringer Kit 60" (1500mm) *	EZCSK-60	78984	93.1
	Cross Stringer Kit 72" (1800mm) *	EZCSK-72	78985	99.1
8	Shim Kit Medium Duty (incl. 4 shims)	SHIM-KITM	77549	20.4

*Hardware Included

Shim Requirements

IMPACT BED SIZE	CEMA C OR D, 5" (125mm) IDLERS	CEMA C OR D, 6" (150mm) IDLERS
24"-36" (600-900mm)	Shim idler up .5" (12.5mm)	No Kits Required
42"-72" (1050-1800mm)	No Kits Required	Use (1) SHIM-KITM; Shim up .5" (12.5mm)

IMPACT BED SIZE	CEMA E, 6" (150mm) IDLERS	CEMA E, 7" (175mm) IDLERS
36"-60" (900-1500mm)	Use (3) SHIM-KITM; Shim up 1.5" (37.5mm)	Use (4) SHIM-KITM; Shim up 2" (50mm)
72" (1800mm)	Use (4) SHIM-KITM; Shim up 2" (50mm)	Use (5) SHIM-KITM; Shim up 2.5" (62.5mm)

Replacement Quantities for EZIB-M

in.		24	30	36	42	48	54	60	72
mm		600	750	900	1050	1200	1350	1500	1800
BARS REQUIRED	SLIDER	2	2	2	2	2	2	2	2
	IMPACT	4	4	5	7	8	10	11	12
BAR BOLT KITS REQUIRED		26	26	31	41	46	56	61	66
BAR SUPPORTS REQUIRED		4	4	5	7	8	10	11	12

U.S. Patent No. 9,296,564

Product Ordering Information


MSB Modular Slider Beds with Impact Rolls

Modular Slider Bed with Impact Rolls

(for impact zones with less than 200 lb-ft energy)

BELT WIDTH		TONNAGE RATING (ton/hr)	2' (600mm) SECTIONS		
in.	mm		ORDERING NUMBER	ITEM CODE	WT. LBS
24	600	3500	MSB24-2I	79979	246.8
30	750	3500	MSB30-2I	79980	263.5
36	900	4100	MSB36-2I	79981	297.9
42	1050	4500	MSB42-2I	79982	373.2
48	1200	4500	MSB48-2I	79983	393.4
54	1350	4500	MSB54-2I	79984	493.2
60	1500	4500	MSB60-2I	79985	513.9
72	1800	4500	MSB72-2I	79986	557.9

Lead time: 1 working day



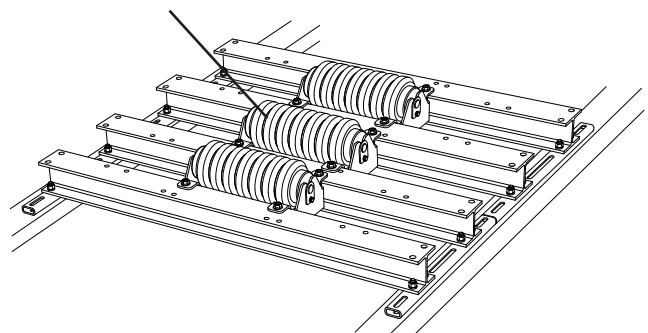
Add-on Impact Roller Kit

(for placement between 2 beds to reduce the space between impact rollers)

BELT WIDTH		ORDERING NUMBER	ITEM CODE	WT. LBS
in.	mm			
24	600	MSB24RMK	79991	17.0
30	750	MSB30RMK	79992	18.5
36	900	MSB36RMK	79993	20.2
42	1050	MSB42RMK	79994	21.8
48	1200	MSB48RMK	79995	24.0
54	1350	MSB54RMK	79996	24.9
60	1500	MSB60RMK	79997	26.0
72	1800	MSB72RMK	79998	29.5

Lead time: 1 working day

Add-on Impact Roller installed between 2 Modular Slider Beds




Adjustable Idler Set with Impact Rolls

(for placement between multiple beds or in transitions; Adjusts from 10 - 45° in 5° increments)

BELT WIDTH		ORDERING NUMBER	ITEM CODE	WT. LBS
in.	mm			
24	600	EZAI-24I	79091	89.9
30	750	EZAI-30I	79092	100.0
36	900	EZAI-36I	79093	110.7
42	1050	EZAI-42I	79094	120.0
48	1200	EZAI-48I	79095	133.3
54	1350	EZAI-54I	79096	142.5
60	1500	EZAI-60I	79097	151.3
72	1800	EZAI-72I	79098	173.6

Lead time: 1 working day

SHIM-KIT-EZAI 91857 \$75 - includes two 1/4" and two 1/2" shims



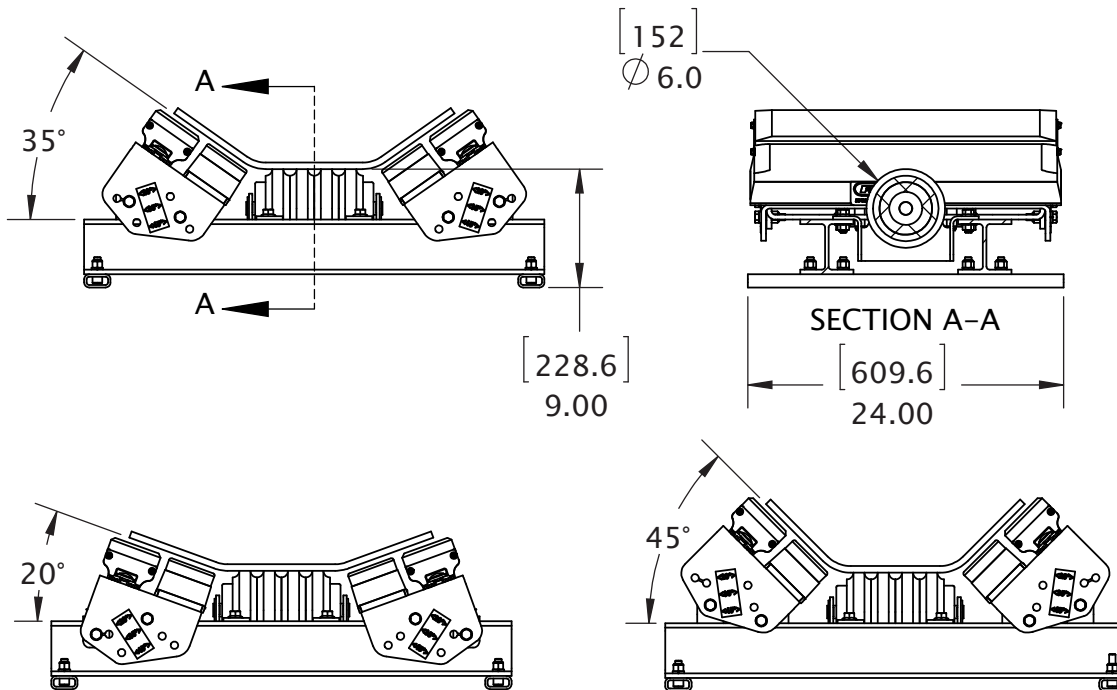
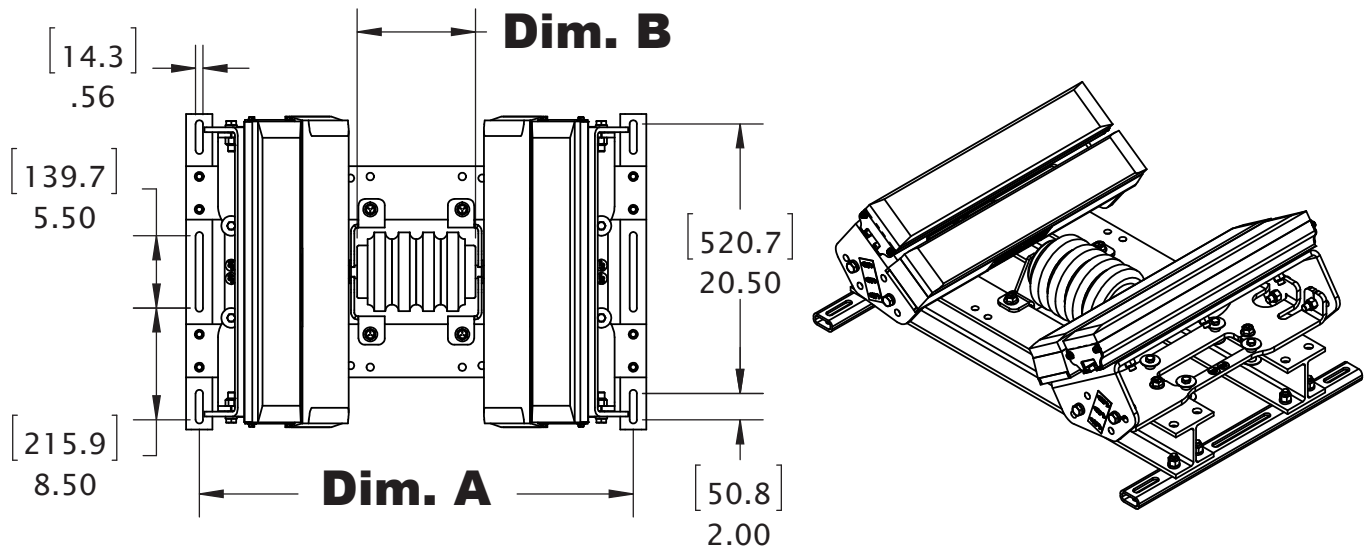
Product Notes:

- Modular design accommodates any length of load zone
- CEMA D construction
- No need to specify troughing angle – designed to adjust to 20°, 35°, 45°
- All bars feature 1" (25mm) solid UHMW
- With removal of a few bolts, the wings and center sections slide out for service
- Optional add-on roller to join two beds and reduce the space between idlers from every 24" (600mm) to every 12" (300mm).

U.S. Patent No. 9,296,564

Specifications and Guidelines

MSB
Modular Slider Beds
with Impact Rolls

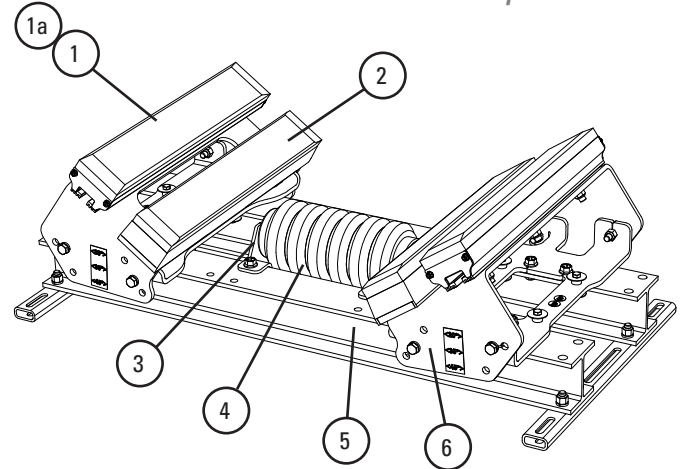


Bed Width	Dim A	Dim B
24" (600mm)	33" (838.2mm)	9" (228.6mm)
30" (750mm)	39" (990.6mm)	11" (279.4mm)
36" (900mm)	45" (1143mm)	13" (330.2mm)
42" (1050mm)	51" (1295.4mm)	15" (381mm)
48" (1200mm)	57" (1447.8mm)	17" (431.8mm)
54" (1350mm)	63" (1600.2mm)	19" (482.6mm)
60" (1500mm)	69" (1752.6mm)	21" (533.4mm)
72" (1800mm)	81" (2057.4mm)	25" (635mm)

U.S. Patent No. 9,296,564

Replacement Parts List

MSB
Modular Slider Beds
with Impact Rolls



Replacement Parts

REF	DESCRIPTION	ORDERING NUMBER	ITEM CODE	WT. LBS.
1	Slider Bar, 2' (600mm)	SB2	79970	10.0
1a	Slider Bar with Hardware, 2' (600mm)	SB2F	79988	10.9
2	Impact Bar, 2' (600mm)	MIB2-1U	79379	19.7
2a	Impact Bar with Hardware, 2' (600mm)	MIB2-1UF	79908	20.0
3	Roller Mount Kit *	MSBRMK	79987	7.9
4	Impact Roll 24" (600mm)	NI6D3T-24-9-A45	26184	10.1
	Impact Roll 30" (750mm)	NI6D3T-30-11-A45	26185	12.0
	Impact Roll 36" (900mm)	NI6D3T-36-13-A45	26186	13.9
	Impact Roll 42" (1050mm)	NI6D3T-42-15-A45	26187	16.0
	Impact Roll 48" (1200mm)	NI6D3T-48-17-A45	26188	17.9
	Impact Roll 54" (1350mm)	NI6D3T-54-19-A45	26189	19.8
	Impact Roll 60" (1500mm)	NI6D3T-60-21-A45	26190	21.7
	Impact Roll 72" (1800mm)	NI6D3T-72-25-A45	26191	25.6
5	Cross Stringer Kit 24" (600mm) *	MIB24CSK	90237	86.7
	Cross Stringer Kit 30" (750mm) *	MIB30CSK	90238	99.6
	Cross Stringer Kit 36" (900mm) *	MIB36CSK	90239	112.5
	Cross Stringer Kit 42" (1050mm) *	MIB42CSK	90240	125.4
	Cross Stringer Kit 48" (1200mm) *	MIB48CSK	90241	138.4
	Cross Stringer Kit 54" (1350mm) *	MIB54CSK	90242	153.7
	Cross Stringer Kit 60" (1500mm) *	MIB60CSK	90243	166.6
	Cross Stringer Kit 72" (1800mm) *	MIB72CSK	90244	194.7
6	Wing Plate Kit 24" (600mm) *	MIB24WPK	90245	38.9
	Wing Plate Kit 30" (750mm) *	MIB30WPK	90246	39.8
	Wing Plate Kit 36" (900mm) *	MIB36WPK	90247	49.6
	Wing Plate Kit 42" (1050mm) *	MIB42WPK	90248	59.7
	Wing Plate Kit 48" (1200mm) *	MIB48WPK	90249	62.4
	Wing Plate Kit 54" (1350mm) *	MIB54WPK	90250	83.8
	Wing Plate Kit 60" (1500mm) *	MIB60WPK	90251	86.7
-	Shim Kit (incl. 4 shims)	SHIM-KITMOD	79989	11.8

*Hardware Included

Shim Requirements

IMPACT BED SIZE	CEMA C OR D, 5" (125mm) Idlers	CEMA C OR D, 6" (150mm) IDLERS
24"-36" (600-900mm)	Use (1) shim kit; Shim idler up .5" (13mm)	No shim
42"-72" (1050-1800mm)	No shim	Use (1) shim kit; Shim bed up .5" (13mm)
IMPACT BED SIZE	CEMA E, 6" (150mm) Idlers	CEMA E, 7" (175mm) IDLERS
36"-60" (900-1500mm)	Use (3) shim kits; Shim bed up 1.5" (38mm)	Use (4) shim kits; Shim bed up 2" (50mm)
72" (1800mm)	Use (4) shim kits; Shim bed up 2" (50mm)	Use (5) shim kits; Shim bed up 2.5" (64mm)

Replacement Quantities for MSB

in.		24	30	36	42	48	54	60	72
mm		600	750	900	1050	1200	1350	1500	1800
BARS REQUIRED	SLIDER	2	2	2	2	2	2	2	2
	IMPACT	2	2	2	4	4	6	6	6

U.S. Patent No. 9,296,564

Product Ordering Information

MIB
Modular Impact Beds
All Bars

Modular Impact Bed

(for impact zones with less than 1500 lb-ft energy)

BELT WIDTH		TONNAGE RATING (ton/hr)	2' (600mm) LENGTH		
in.	mm		ORDERING NUMBER	ITEM CODE	WT. LBS
24	600	12800	MIB24-2H	79971	288.0
30	750	12800	MIB30-2H	79972	303.9
36	900	14900	MIB36-2H	79973	365.1
42	1050	19200	MIB42-2H	79974	439.0
48	1200	21300	MIB48-2H	79975	484.4
54	1350	25600	MIB54-2H	79976	583.8
60	1500	27700	MIB60-2H	79977	629.5
72	1800	29900	MIB72-2H	79978	698.3

Lead time: 1 working day



Adjustable Idler Set with Impact Rolls

(for placement between multiple beds or in transitions; Adjusts from 10 - 45° in 5° increments)

BELT WIDTH		ORDERING NUMBER	ITEM CODE	WT. LBS
in.	mm			
24	600	EZAI-24I	79091	89.9
30	750	EZAI-30I	79092	100.0
36	900	EZAI-36I	79093	110.7
42	1050	EZAI-42I	79094	120.0
48	1200	EZAI-48I	79095	133.3
54	1350	EZAI-54I	79096	142.5
60	1500	EZAI-60I	79097	151.3
72	1800	EZAI-72I	79098	173.6

Lead time: 1 working day

SHIM-KIT-EZAI 91857 - includes two 1/4" and two 1/2" shims



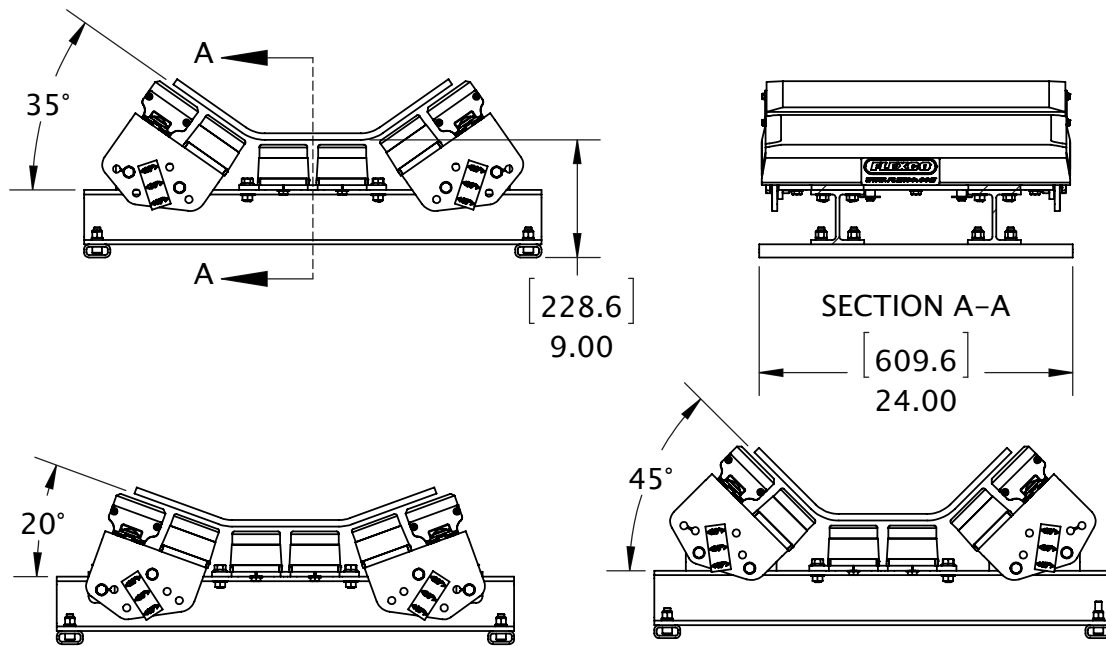
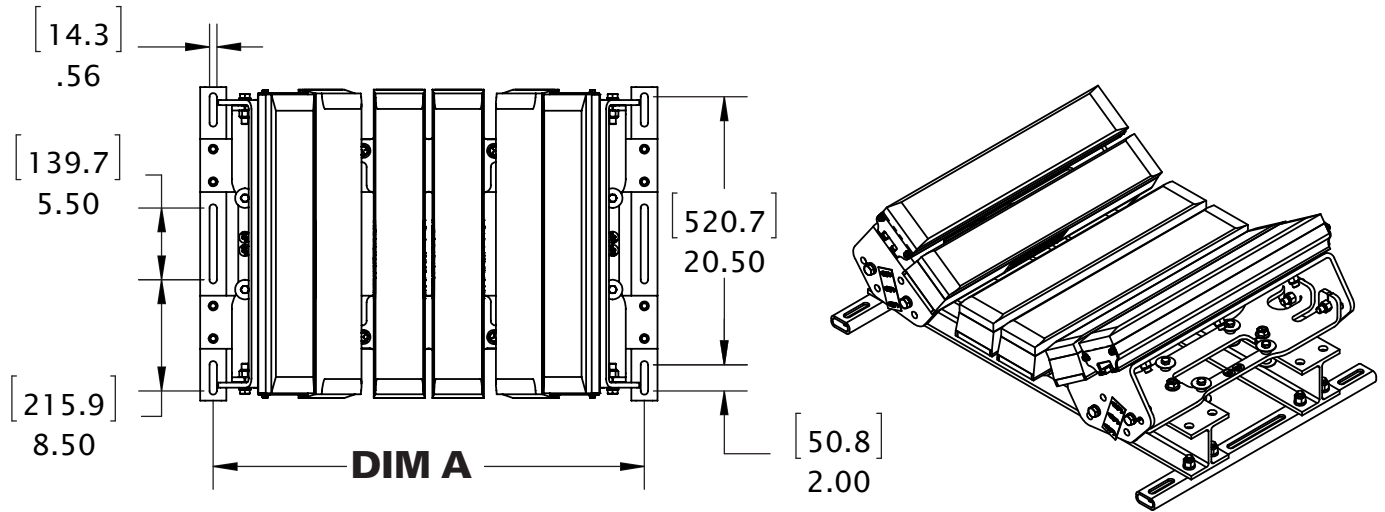
Product Notes:

- Modular design accommodates any length of load zone
- CEMA D construction
- No need to specify troughing angle—designed to adjust to 20°, 35°, 45°
- All bars feature 1" (25mm) solid UHMW
- With removal of a few bolts, the wings and center sections slide out for service

U.S. Patent No. 9,296,564

Specifications and Guidelines

MIB
Modular Impact Beds
All Bars

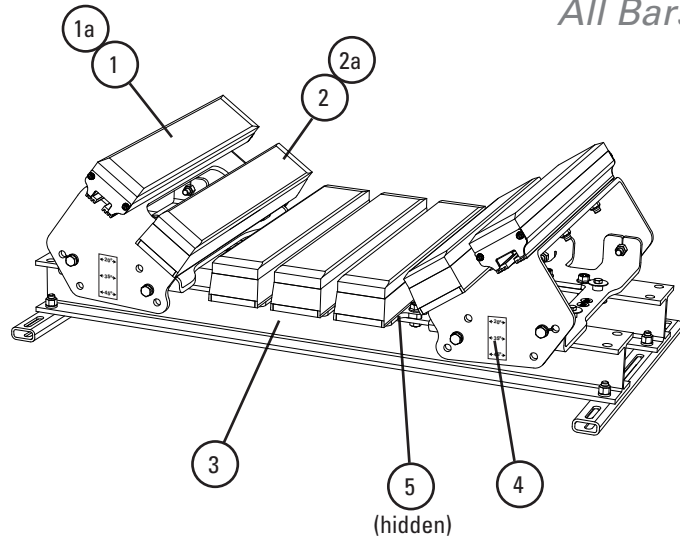


Bed Width	Dim A
24" (600mm)	33" (838.2mm)
30" (750mm)	39" (990.6mm)
36" (900mm)	45" (1143mm)
42" (1050mm)	51" (1295.4mm)
48" (1200mm)	57" (1447.8mm)
54" (1350mm)	63" (1600.2mm)
60" (1500mm)	69" (1752.6mm)
72" (1800mm)	81" (2057.4mm)

U.S. Patent No. 9,296,564

Replacement Parts List

MIB
Modular Impact Beds
All Bars



Replacement Parts

REF	DESCRIPTION	ORDERING NUMBER	ITEM CODE	WT. LBS.
1	Slider Bar, 2' (600mm)	SB2	79970	10.0
1a	Slider Bar with Hardware, 2' (600mm)	SB2F	79988	10.9
2	Impact Bar, 2' (600mm)	MIB2-1U	79379	19.7
2a	Impact Bar with Hardware, 2' (600mm)	MIB2-1UF	79908	20.0
3	Cross Stringer Kit 24" (600mm) *	MIB24CSK	90237	86.7
	Cross Stringer Kit 30" (750mm) *	MIB30CSK	90238	99.6
	Cross Stringer Kit 36" (900mm) *	MIB36CSK	90239	112.5
	Cross Stringer Kit 42" (1050mm) *	MIB42CSK	90240	125.4
	Cross Stringer Kit 48" (1200mm) *	MIB48CSK	90241	138.4
	Cross Stringer Kit 54" (1350mm) *	MIB54CSK	90242	153.7
	Cross Stringer Kit 60" (1500mm) *	MIB60CSK	90243	166.6
	Cross Stringer Kit 72" (1800mm) *	MIB72CSK	90244	194.7
4	Wing Plate Kit 24" (600mm) *	MIB24WPK	90245	38.9
	Wing Plate Kit 30" (750mm) *	MIB30WPK	90246	39.8
	Wing Plate Kit 36" (900mm) *	MIB36WPK	90247	49.6
	Wing Plate Kit 42" (1050mm) *	MIB42WPK	90248	59.7
	Wing Plate Kit 48" (1200mm) *	MIB48WPK	90249	62.4
	Wing Plate Kit 54" (1350mm) *	MIB54WPK	90250	83.8
	Wing Plate Kit 60" (1500mm) *	MIB60WPK	90251	86.7
5	Center Plate Kit 24" (600mm) *	MIB24CPK	90253	19.3
	Center Plate Kit 30" (750mm) *	MIB30CPK	90254	20.4
	Center Plate Kit 36" (900mm) *	MIB36CPK	90255	29.2
	Center Plate Kit 42" (1050mm) *	MIB42CPK	90256	29.9
	Center Plate Kit 48" (1200mm) *	MIB48CPK	90257	37.0
	Center Plate Kit 54" (1350mm) *	MIB54CPK	90258	38.5
	Center Plate Kit 60" (1500mm) *	MIB60CPK	90259	45.4
-	Shim Kit (incl. 4 shims)	SHIM-KITMOD	79989	11.8

*Hardware Included

Shim Requirements

IMPACT BED SIZE	CEMA C OR D, 5" (125mm) Idlers	CEMA C OR D, 6" (150mm) IDLERS
24"-36" (600-900mm)	Use (1) shim kit; Shim idler up .5" (13mm)	No shim
42"-72" (1050-1800mm)	No shim	Use (1) shim kit; Shim bed up .5" (13mm)
IMPACT BED SIZE	CEMA E, 6" (150mm) Idlers	CEMA E, 7" (175mm) IDLERS
36"-60" (900-1500mm)	Use (3) shim kits; Shim bed up 1.5" (38mm)	Use (4) shim kits; Shim bed up 2" (50mm)
72" (1800mm)	Use (4) shim kits; Shim bed up 2" (50mm)	Use (5) shim kits; Shim bed up 2.5" (64mm)

Replacement Quantities for MIB

in.		24	30	36	42	48	54	60	72
mm		600	750	900	1050	1200	1350	1500	1800
BARS REQUIRED	SLIDER	2	2	2	2	2	2	2	2
	IMPACT	4	4	5	7	8	10	11	12

U.S. Patent No. 9,296,564

Specifications & Guidelines

It's the Structure, not the bars

It absorbs more impact to save your belt. Our exclusive Velocity Reduction Technology™ provides two levels of impact relief.

Level 1: Impact Bars first absorb impact energy. Unique Impact Bar Supports on all DRX Impact Beds allow the impact bars to function properly - expanding and absorbing more impact energy.

Level 2: On DRX200, 750 and 1500 impact beds, Isolation Mounts provide a second level of reaction force reduction, absorbing additional impact energy and minimizing transmission back to the belt. The DRX3000 Dynamic has Impact Energy Absorbers to disperse an immense amount of impact, even in extremely severe applications.

User-Friendly Slide-Out Service™

- All DRX Impact Beds separate in the middle to slide apart and out.
- Can be easily and safely converted from the run position to the service position.
- Impact bars are easy to get to for changeout. A complete changeout can be done in one or two hours.

Unique Impact Bar Supports protect the impact bars from damage, extending service life. An Anti-Migratory Tab on each support secures the bar and prevents it from sliding in the direction of the belt.

Other Features and Benefits

- Uses exclusive anti-spin square washers. Allows use of carriage bolts to secure impact bars instead of expensive T bolts.

How to spec the correct impact bed for your conveyor transfer point

Impact Energy Calculation Chart

Roller Size and CEMA Rating

5" (125mm) 6" (150mm)

CEMA C D E

Belt Width _____

Troughing Angle: 20° 35°

Bed Length: 4' (1.2M) 5' (1.5M)

Impact Energy

Lump Weight (w) _____

Drop Height (h) x _____

Total = lb-ft _____ See Below

Up to 200 lb-ft (25 kg-m)—DRX200

200 to 750 lb-ft (25 to 100 kg-m)—DRX750

750 to 1500 lb-ft (100 to 200 kg-m)—DRX1500

1500 to 3000 lb-ft (200 to 400 kg-m)—DRX3000

Product Ordering Information

DRX200 Impact Beds

DRX200 CEMA D construction

BELT WIDTH		TONNAGE RATING (ton/hr)	4' (1.2 M) BEDS, 20° TROUGH			4' (1.2 M) BEDS, 35° TROUGH		
in.	mm		ORDERING NUMBER	ITEM CODE	WT. LBS.	ORDERING NUMBER	ITEM CODE	WT. LBS.
24	600	3500	DRXL-24-420	76816	260.0	DRXL-24-435	76832	260.0
30	750	3500	DRXL-30-420	76817	282.0	DRXL-30-435	76833	282.0
36	900	4100	DRXL-36-420	76818	323.0	DRXL-36-435	76834	323.0
42	1050	5200	DRXL-42-420	76819	412.0	DRXL-42-435	76835	412.0
48	1200	5800	DRXL-48-420	76820	433.0	DRXL-48-435	76836	433.0
54	1350	7000	DRXL-54-420	76821	498.0	DRXL-54-435	76837	498.0
60	1500	7600	DRXL-60-420	76822	543.0	DRXL-60-435	76838	543.0
72	1800	8100	DRXL-72-420	76823	615.0	DRXL-72-435	76839	615.0

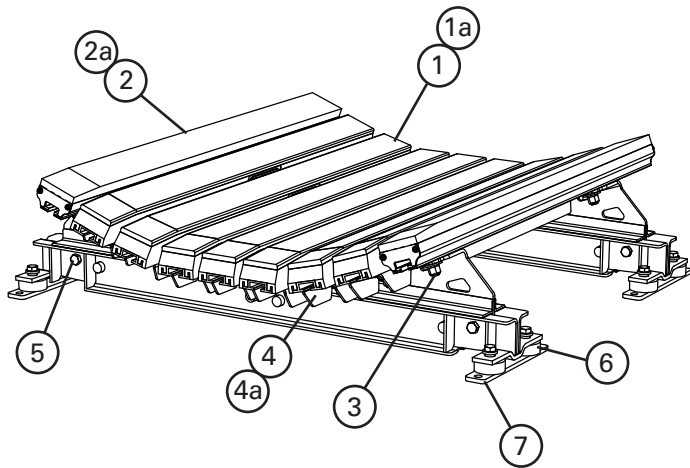
Lead time: 2 weeks

Product Notes:

- Rated for impacts up to 200 lb-ft (25 kg-m)
- Rated for belt speeds up to 1000 fpm (5m/s)
- Slide-out serviceability
- Velocity Reduction Technology provides multiple points of protection
- Alternative trough angles or picking idler profiles available by special quote

BELT WIDTH		TONNAGE RATING (ton/hr)	5' (1.5 M) BEDS, 20° TROUGH			5' (1.5 M) BEDS, 35° TROUGH		
in.	mm		ORDERING NUMBER	ITEM CODE	WT. LBS.	ORDERING NUMBER	ITEM CODE	WT. LBS.
24	600	3500	DRXL-24-520	76824	290.0	DRXL-24-535	76840	290.0
30	750	3500	DRXL-30-520	76825	311.0	DRXL-30-535	76841	311.0
36	900	4100	DRXL-36-520	76826	357.0	DRXL-36-535	76842	357.0
42	1050	5200	DRXL-42-520	76827	459.0	DRXL-42-535	76843	459.0
48	1200	5800	DRXL-48-520	76828	480.0	DRXL-48-535	76844	480.0
54	1350	7000	DRXL-54-520	76829	554.0	DRXL-54-535	76845	554.0
60	1500	7600	DRXL-60-520	76830	602.0	DRXL-60-535	76846	602.0
72	1800	8100	DRXL-72-520	76831	679.0	DRXL-72-535	76847	679.0

Lead time: 2 weeks



* Belt width + 9" = Structure width

Impact Bed Size	Cema C or D, 5" IDLERS	CEMA C or D, 6" IDLERS
DRX200: 24"- 36"	Shim idler up 1/2"	No Kits Required
DRX200: 42"- 72"	No Kits Required	Use (1) SHIM-KITL; Shim up 0.5"

Impact Bed Size	CEMA E, 6" IDLERS	CEMA E, 7" IDLERS
DRX200: 36"-60"	Use (3) SHIM-KITL; Shim up 1.5"	Use (4) SHIM-KITL; Shim up 2"
DRX200: 72"	Use (4) SHIM-KITL; Shim up 2"	Use (5) SHIM-KITL; Shim up 2.5"

Replacement Parts

REF	DESCRIPTION	ORDERING NUMBER	ITEM CODE	WT. LBS.
1	Impact Bar, 4'	IB4	76926	17.0
1a	Impact Bar, 5'	IB5	76927	21.2
2	Slider Bar, 4' (1.2M)	SB4	78789	20.0
2a	Slider Bar, 5' (1.5M)	SB5	78790	24.1
3	Impact Bar Bolt Kit incl. (1) ea 5/8" carriage bolt, square washer, flat washer, lock washer, Nylock nut	IBBK	76928	0.5
4	Impact Bar Support – L 4' incl. (1) ea bar support, carriage bolt, square washer, lock washer, Nylock nut	IBS-L4	76929	16.8
4a	Impact Bar Support – L 5' incl. (1) ea bar support, carriage bolt, square washer, lock washer, Nylock nut	IBS-L5	76930	21.0
5	Sliding Support Arm Bolt Kit incl. (2) 2" bolts, (2) lock washers, (2) Nylock nuts	ISABK-LMH	77529	2.0
6	Isolation Mount Kit	IMK	76936	3.8
7	DRX200 Shim Kit (incl. 4 shims)	SHIM-KITL	77548	13.6

Lead time: 1 working day

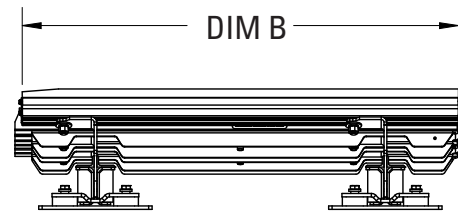
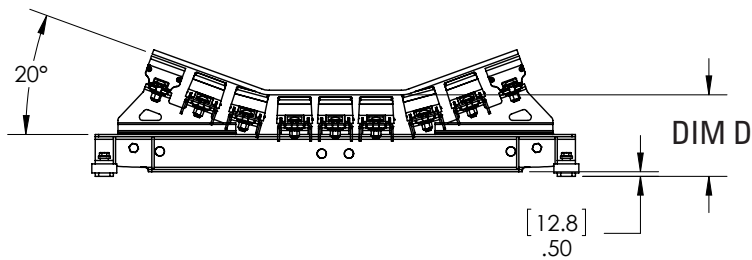
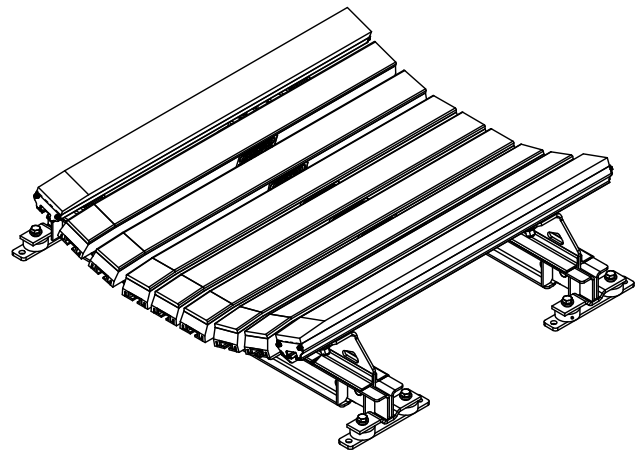
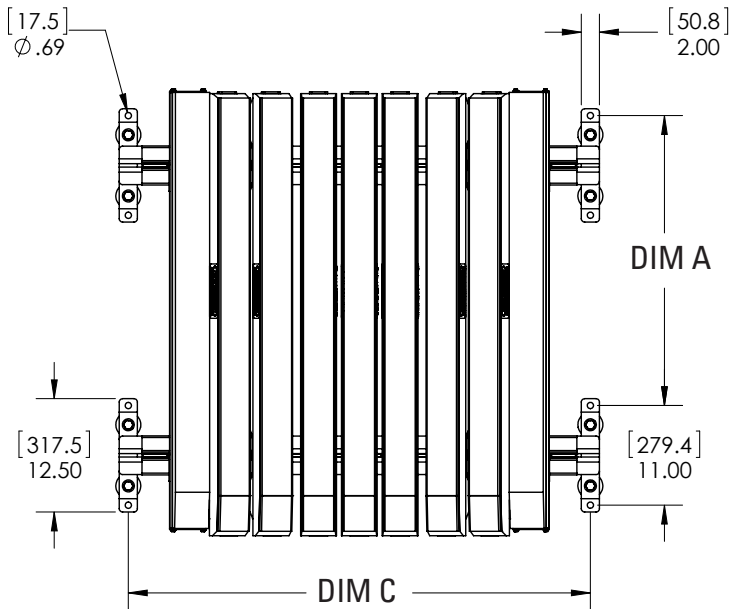
Replacement Bars, Bar Supports and Bolt Kits Required per Belt Width - DRX200

in.	24	30	36	42	48	54	60	72
mm	600	750	900	1050	1200	1350	1500	1800
Slider Bars Required	2	2	2	2	2	2	2	4
Impact Bars Required	4	4	5	7	8	10	11	12
Impact Bar Supports Required	4	4	5	7	8	10	11	12
Impact Bar Bolt Kits Required	16	16	19	25	28	34	37	44

U.S. Patents No. 9,296,564

Specifications and Guidelines

DRX200
Impact Beds



Bed Length 4' (1.2 M)				Bed Length 5' (1.5 M)				Bed Width		Dim C		Dim D	
Dim A		Dim B		Dim A		Dim B							
in.	mm	in.	mm	in.	mm	in.	mm	in.	mm	in.	mm	in.	mm
32	812.8	48.14	1222.8	44	1117.6	58.38	1482.9	24	600	33	838	9	229
								30	750	39	991	9	229
								36	900	45	1143	9	229
								42	1050	51	1295	9	229
								48	1200	57	1448	9	229
								54	1350	63	1600	9.25	235
								60	1500	69	1753	9.25	235
72	1800	81	2057	9.5	241								

U.S. Patents No. 9,296,564

Product Ordering Information

DRX750 Impact Beds

DRX750 CEMA D construction

BELT WIDTH		TONNAGE RATING (ton/hr)	4' (1.2 M) BEDS, 20° TROUGH			4' (1.2 M) BEDS, 35° TROUGH		
in.	mm		ORDERING NUMBER	ITEM CODE	WT. LBS.	ORDERING NUMBER	ITEM CODE	WT. LBS.
24	600	8,100	DRXM-24-420	76848	365.0	DRXM-24-435	76864	365.0
30	750	8,100	DRXM-30-420	76849	397.0	DRXM-30-435	76865	397.0
36	900	9,500	DRXM-36-420	76850	467.0	DRXM-36-435	76866	467.0
42	1050	12,200	DRXM-42-420	76851	592.0	DRXM-42-435	76867	592.0
48	1200	13,600	DRXM-48-420	76852	623.0	DRXM-48-435	76868	623.0
54	1350	16,300	DRXM-54-420	76853	704.0	DRXM-54-435	76869	704.0
60	1500	17,600	DRXM-60-420	76854	779.0	DRXM-60-435	76870	779.0
72	1800	19,000	DRXM-72-420	76855	896.0	DRXM-72-435	76871	896.0

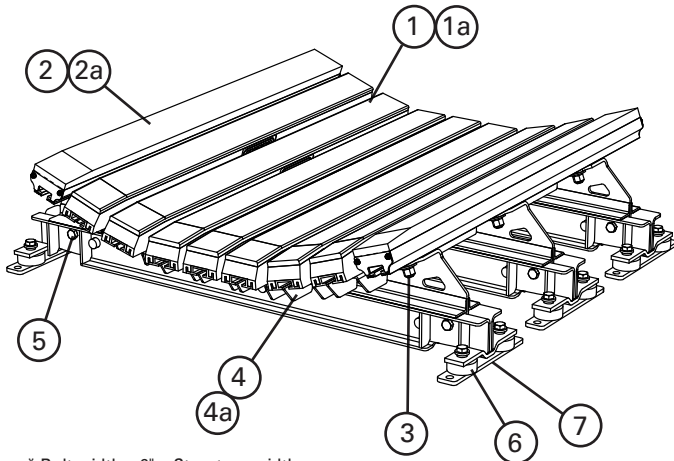
Lead time: 2 weeks

Product Notes:

- Rated for impacts up to 750 lb-ft (100 kg-m)
- Rated for belt speeds up to 1000 fpm (5m/s)
- Slide-out serviceability
- Velocity Reduction Technology provides multiple points of protection
- Alternative trough angles or picking idler profiles available by special quote

BELT WIDTH		TONNAGE RATING (ton/hr)	5' (1.5 M) BEDS, 20° TROUGH			5' (1.5 M) BEDS, 35° TROUGH		
in.	mm		ORDERING NUMBER	ITEM CODE	WT. LBS.	ORDERING NUMBER	ITEM CODE	WT. LBS.
24	600	8,100	DRXM-24-520	76856	403.0	DRXM-24-535	76872	403.0
30	750	8,100	DRXM-30-520	76857	435.0	DRXM-30-535	76873	435.0
36	900	9,500	DRXM-36-520	76858	514.0	DRXM-36-535	76874	514.0
42	1050	12,200	DRXM-42-520	76859	656.0	DRXM-42-535	76875	656.0
48	1200	13,600	DRXM-48-520	76860	687.0	DRXM-48-535	76876	687.0
54	1350	16,300	DRXM-54-520	76861	777.0	DRXM-54-535	76877	777.0
60	1500	17,600	DRXM-60-520	76862	861.0	DRXM-60-535	76878	861.0
72	1800	19,000	DRXM-72-520	76863	985.0	DRXM-72-535	76879	985.0

Lead time: 2 weeks



* Belt width + 9" = Structure width

Impact Bed Size	Cema C or D, 5" IDLERS	CEMA C or D, 6" IDLERS
DRX750: 24"- 36"	Shim idler up 1/2"	No Kits Required
DRX750: 42" - 72"	No Kits Required	Use (1) SHIM-KITM; Shim up 0.5"

Impact Bed Size	CEMA E, 6" IDLERS	CEMA E, 7" IDLERS
DRX750: 36"-60"	Use (3) SHIM-KITM; Shim up 1.5"	Use (4) SHIM-KITM; Shim up 2"
DRX750: 72"	Use (4) SHIM-KITM; Shim up 2"	Use (5) SHIM-KITM; Shim up 2.5"

Replacement Parts

REF	DESCRIPTION	ORDERING NUMBER	ITEM CODE	WT. LBS.
1	Impact Bar, 4'	IB4	76926	17.0
1a	Impact Bar, 5'	IB5	76927	21.2
2	Slider Bar, 4' (1.2M)	SB4	78789	20.0
2a	Slider Bar, 5' (1.5M)	SB5	78790	24.1
3	Impact Bar Bolt Kit (incl. (1) ea 5/8" carriage bolt, square washer, flat washer, lock washer, Nylock nut)	IBBK	76928	0.5
4	Impact Bar Support – M 4' (incl. (1) bar support, (2) ea carriage bolt, square washer, lock washer, Nylock nut)	IBS-M4	76931	16.9
4a	Impact Bar Support – M 5' (incl. (1) bar support, (2) ea carriage bolt, square washer, lock washer, Nylock nut)	IBS-M5	76932	21.2
5	Sliding Support Arm Bolt Kit (incl. (2) 2" bolts, (2) lock washers, (2) Nylock nuts)	ISABK-LMH	77529	2.0
6	Isolation Mount Kit	IMK	76936	3.8
7	DRX750 Shim Kit (incl. 6 shims)	SHIM-KITM	77549	20.4

Lead time: 1 working day

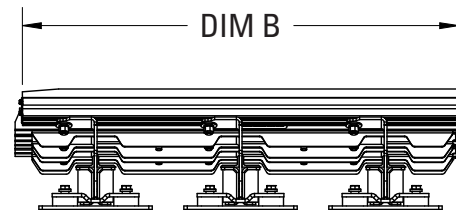
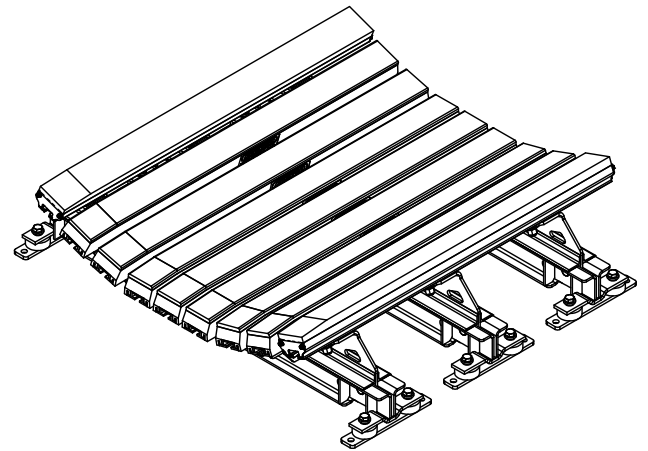
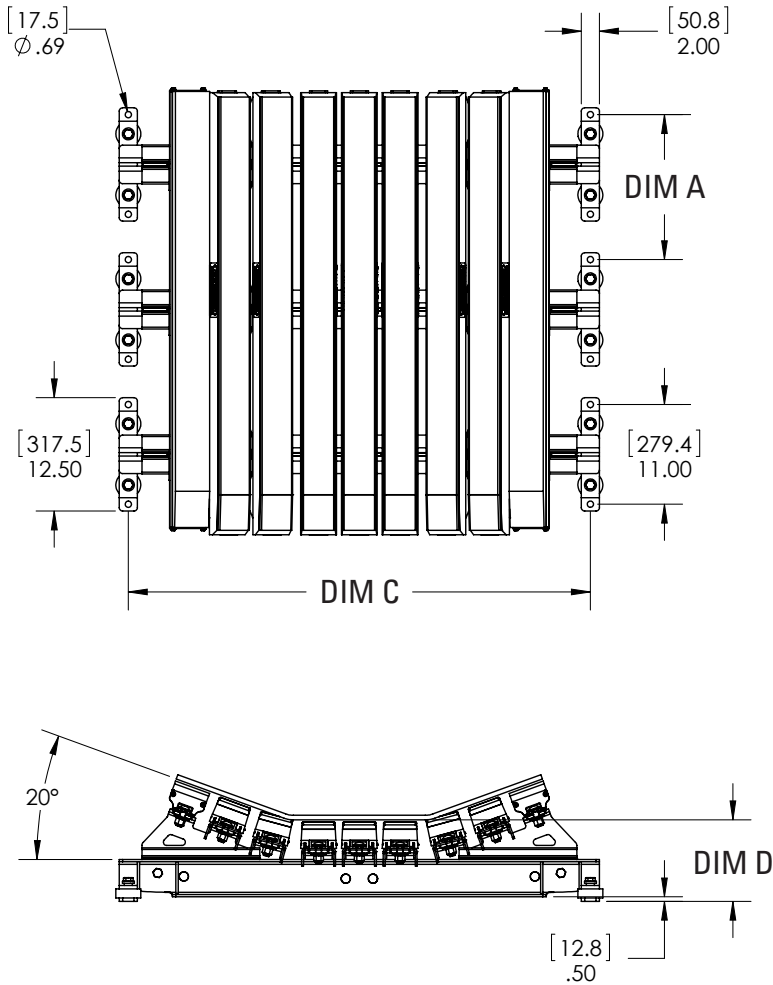
Replacement Bars, Bar Supports and Bolt Kits Required per Belt Width - DRX750

	24	30	36	42	48	54	60	72
in.	24	30	36	42	48	54	60	72
mm	600	750	900	1050	1200	1350	1500	1800
Slider Bars Required	2	2	2	2	2	2	2	4
Impact Bars Required	4	4	5	7	8	10	11	12
Impact Bar Supports Required	4	4	5	7	8	10	11	12
Impact Bar Bolt Kits Required	26	26	31	41	46	56	61	72

U.S. Patents No. 9,296,564

Specifications and Guidelines

DRX750
Impact Beds



Bed Length 4' (1.2 M)				Bed Length 5' (1.5 M)				Bed Width		Dim C		Dim D	
Dim A		Dim B		Dim A		Dim B							
in.	mm	in.	mm	in.	mm	in.	mm	in.	mm	in.	mm	in.	mm
16	406.4	48.14	1222.8	22	558.8	58.38	1482.9	24	600	33	838	9	229
								30	750	39	991	9	229
								36	900	45	1143	9	229
								42	1050	51	1295	9	229
								48	1200	57	1448	9	229
								54	1350	63	1600	9.25	235
								60	1500	69	1753	9.25	235
72	1800	81	2057	9.5	241								

U.S. Patents No. 9,296,564

Product Ordering Information

DRX1500 Impact Beds

DRX1500 CEMA D construction

BELT WIDTH		TONNAGE RATING (ton/hr)	4' (1.2 M) BEDS, 20° TROUGH			4' (1.2 M) BEDS, 35° TROUGH		
in.	mm		ORDERING NUMBER	ITEM CODE	WT. LBS.	ORDERING NUMBER	ITEM CODE	WT. LBS.
24	600	12,800	DRXH-24-420	76880	503.0	DRXH-24-435	76896	503.0
30	750	12,800	DRXH-30-420	76881	545.0	DRXH-30-435	76897	545.0
36	900	14,900	DRXH-36-420	76882	628.0	DRXH-36-435	76898	628.0
42	1050	19,200	DRXH-42-420	76883	806.0	DRXH-42-435	76899	806.0
48	1200	21,300	DRXH-48-420	76884	847.0	DRXH-48-435	76900	847.0
54	1350	25,600	DRXH-54-420	76885	977.0	DRXH-54-435	76901	977.0
60	1500	27,700	DRXH-60-420	76886	1,066.0	DRXH-60-435	76902	1,066.0
72	1800	29,900	DRXH-72-420	76887	1,210.0	DRXH-72-435	76903	1,210.0

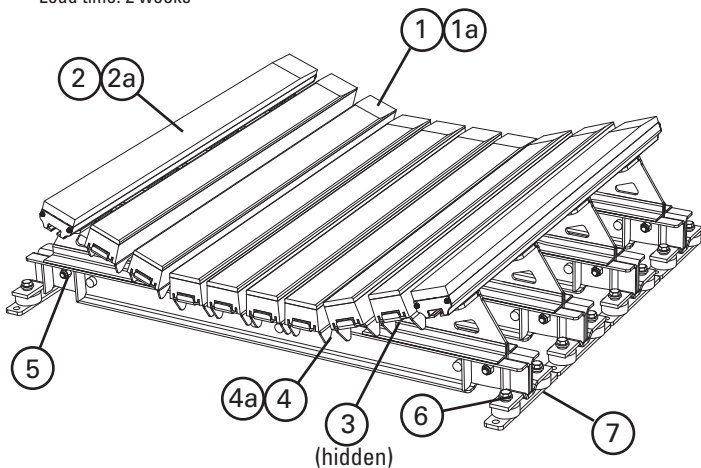
Lead time: 2 weeks

Product Notes:

- Rated for impacts up to 1500 lb-ft (200 kg-m)
- Rated for belt speeds up to 1000 fpm (5m/s)
- Slide-out serviceability
- Velocity Reduction Technology provides multiple points of protection
- Alternative trough angles or picking idler profiles available by special quote

BELT WIDTH		TONNAGE RATING (ton/hr)	5' (1.5 M) BEDS, 20° TROUGH			5' (1.5 M) BEDS, 35° TROUGH		
in.	mm		ORDERING NUMBER	ITEM CODE	WT. LBS.	ORDERING NUMBER	ITEM CODE	WT. LBS.
24	600	12,800	DRXH-24-520	76888	558.0	DRXH-24-535	76904	558.0
30	750	12,800	DRXH-30-520	76889	601.0	DRXH-30-535	76905	601.0
36	900	14,900	DRXH-36-520	76890	692.0	DRXH-36-535	76906	692.0
42	1050	19,200	DRXH-42-520	76891	896.0	DRXH-42-535	76907	896.0
48	1200	21,300	DRXH-48-520	76892	937.0	DRXH-48-535	76908	937.0
54	1350	25,600	DRXH-54-520	76893	1,084.0	DRXH-54-535	76909	1,084.0
60	1500	27,700	DRXH-60-520	76894	1,181.0	DRXH-60-535	76910	1,181.0
72	1800	29,900	DRXH-72-520	76895	1,334.0	DRXH-72-535	76911	1,334.0

Lead time: 2 weeks



* Belt width + 9" = Structure width

Impact Bed Size	Cema C or D, 5" IDLERS	CEMA C or D, 6" IDLERS
DRX1500: 24"- 36"	Shim idler up 1/2"	No Kits Required
DRX1500: 42"- 72"	No Kits Required	Use (1) SHIM-KITH; Shim up 0.5"

Impact Bed Size	CEMA E, 6" IDLERS	CEMA E, 7" IDLERS
DRX1500: 36"-60"	Use (3) SHIM-KITH; Shim up 1.5"	Use (4) SHIM-KITH; Shim up 2"
DRX1500: 72"	Use (4) SHIM-KITH; Shim up 2"	Use (5) SHIM-KITH; Shim up 2.5"

U.S. Patent No. 9,296,564

Replacement Parts

REF	DESCRIPTION	ORDERING NUMBER	ITEM CODE	WT. LBS.
1	Impact Bar, 4'	IB4	76926	17.0
2	Impact Bar, 5'	IB5	76927	21.2
3	Slider Bar, 4' (1.2M)	SB4	78789	20.0
3a	Slider Bar, 5' (1.5M)	SB5	78790	24.1
4	Impact Bar Bolt Kit incl. (1) ea 5/8" carriage bolt, square washer, flat washer, lock washer, Nylock nut	IBBK	76928	0.5
5	Impact Bar Support – H 4' incl. (1) bar support, (2) ea carriage bolt, square washer, lock washer, Nylock nut	IBS-H4	76933	16.6
6	Impact Bar Support – H 5' incl. (1) bar support, (2) ea carriage bolt, square washer, lock washer, Nylock nut	IBS-H5	76934	21.0
7	Sliding Support Arm Bolt Kit incl. (2) 2" bolts, (2) lock washers, (2) Nylock nuts	ISABK-LMH	77529	2.0
8	Isolation Mount Kit	IMK	76936	3.8
9	DRX1500 Shim Kit (incl. 8 shims)	SHIM-KITH	77550	27.2

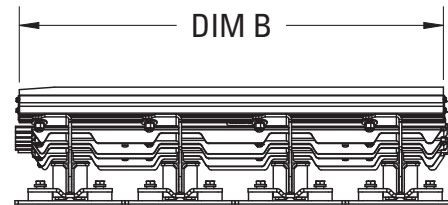
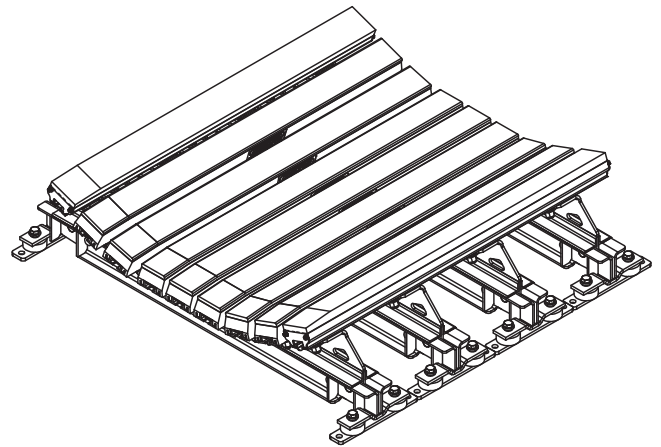
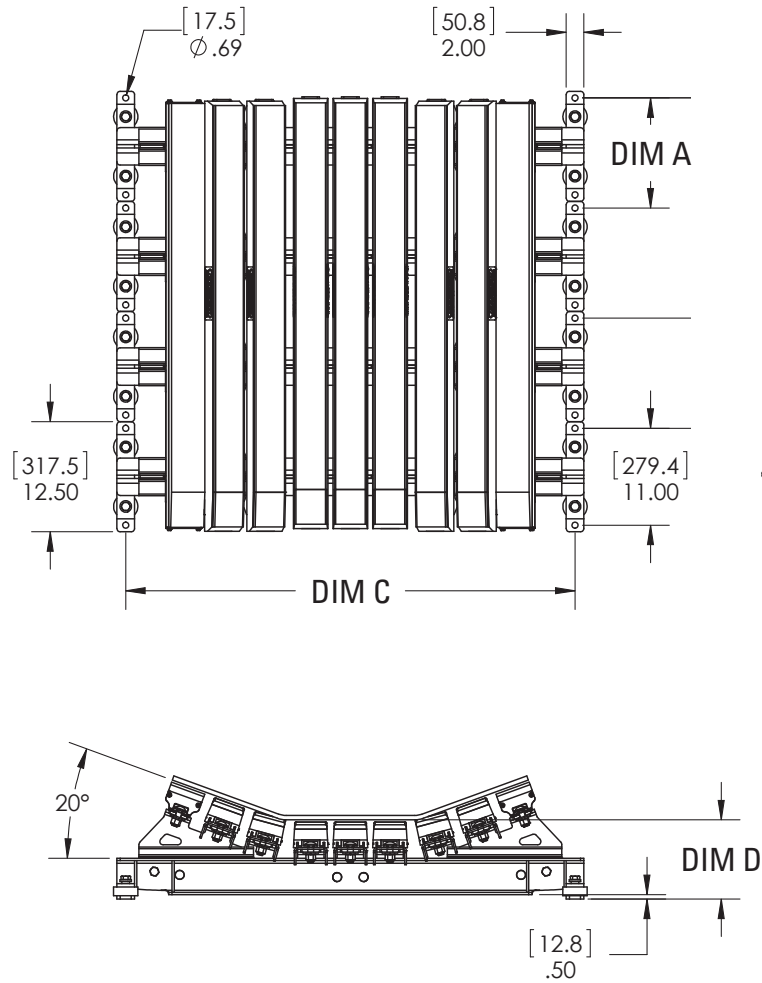
Lead time: 1 working day

Replacement Bars and Bolt Kits Required per Belt Width - DRX1500

	24	30	36	42	48	54	60	72
in.	24	30	36	42	48	54	60	72
mm	600	750	900	1050	1200	1350	1500	1800
Slider Bars Required	2	2	2	2	2	2	2	4
Impact Bars Required	4	4	5	7	8	10	11	12
Impact Bar Supports Required	4	4	5	7	8	10	11	12
Impact Bar Bolt Kits Required	32	32	38	50	56	68	74	88

Specifications and Guidelines

DRX1500
Impact Beds



Bed Length 4' (1.2 M)				Bed Length 5' (1.5 M)				Bed Width		Dim C		Dim D	
Dim A		Dim B		Dim A		Dim B							
in.	mm	in.	mm	in.	mm	in.	mm	in.	mm	in.	mm	in.	mm
12.5	317.5	48.14	1222.8	16	406.4	58.38	1482.9	24	600	33	838	9	229
								30	750	39	991	9	229
								36	900	45	1143	9	229
								42	1050	51	1295	9	229
								48	1200	57	1448	9	229
								54	1350	63	1600	9.25	235
								60	1500	69	1753	9.25	235
								72	1800	81	2057	9.5	241

U.S. Patent No. 9,296,564

Product Ordering Information

DRX3000
Dynamic Beds

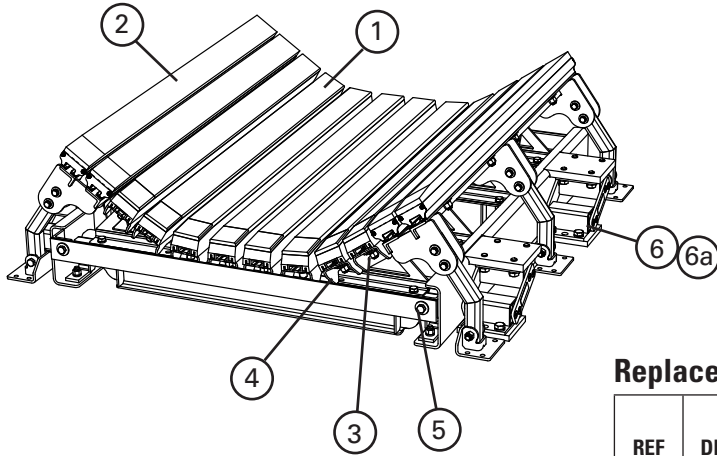
DRX3000 CEMA E construction

BELT WIDTH		TONNAGE RATING (ton/hr)	5' (1.5 M) BEDS, 20° TROUGH			5' (1.5 M) BEDS, 35° TROUGH		
in.	mm		ORDERING NUMBER	ITEM CODE	WT. LBS	ORDERING NUMBER	ITEM CODE	WT. LBS.
42	1050	28,700	DRXD-42-520	76912	1,351.0	DRXD-42-535	76919	1,351.0
48	1200	31,900	DRXD-48-520	76913	1,407.0	DRXD-48-535	76920	1,407.0
54	1350	38,300	DRXD-54-520	76914	1,568.0	DRXD-54-535	76921	1,568.0
60	1500	41,500	DRXD-60-520	76915	1,676.0	DRXD-60-535	76922	1,676.0
72	1800	44,700	DRXD-72-520	76916	2,098.0	DRXD-72-535	76923	2,098.0
84	2100	51,100	DRXD-84-520	76917	2,261.0	DRXD-84-535	76924	2,261.0
96	2400	63,900	DRXD-96-520	76918	2,609.0	DRXD-96-535	76925	2,609.0

Lead time: 4 weeks

Product Notes:

- For extreme impact applications up to 3000 lb-ft (lump size x drop height).
- Rated for belt speeds up to 1000 fpm (5m/s)
- Impact Energy Absorbers compress up to 3" (75mm) to absorb extreme impact energy to minimize damaging forces and protect the belt.
- Alternative trough angles or picking idler profiles available by special quote



Replacement Parts

REF	DESCRIPTION	ORDERING NUMBER	ITEM CODE	WT. LBS.
1	Impact Bar, 5' (1/2" UHMW)	IB5	76927	21.2
2	Slider Bar, 5' (1.5M)	SB5	78790	24.1
3	Impact Bar Bolt Kit incl. (1) ea 5/8" carriage bolt, square washer, flat washer, lock washer, Nylock nut	IBBK	76928	0.5
4	Impact Bar Support - D 5' incl. (1) bar support, (2) ea carriage bolt, square washer, lock washer, Nylock nut	IBS-D5	77530	21.0
5	Sliding Support Arm Bolt Kit incl. (4) 1-1/2" bolts, (2) 2" bolts, (6) lock washers, (6) Nylock nuts	ISABK	76935	2.0
6	Impact Energy Absorber 42-60	IEA-42-60	76937	42.0
6a	Impact Energy Absorber 72-96	IEA-72-96	76938	66.0

Lead time: 1 working day

* Belt width + 9" = Structure width

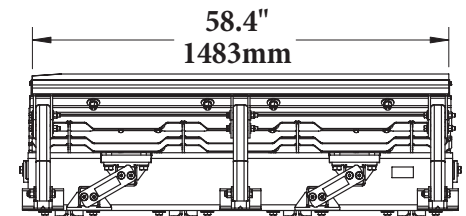
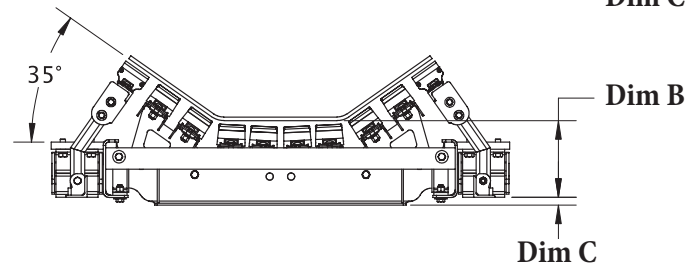
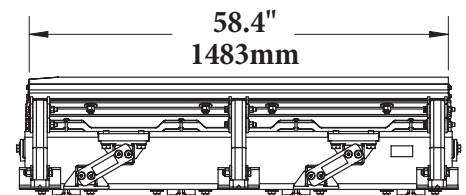
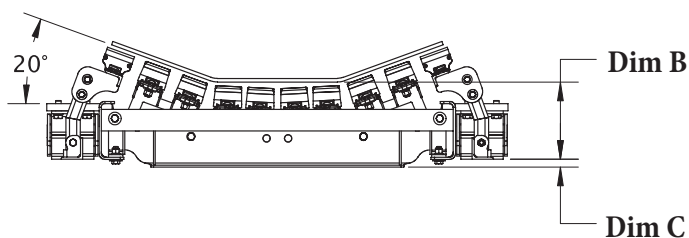
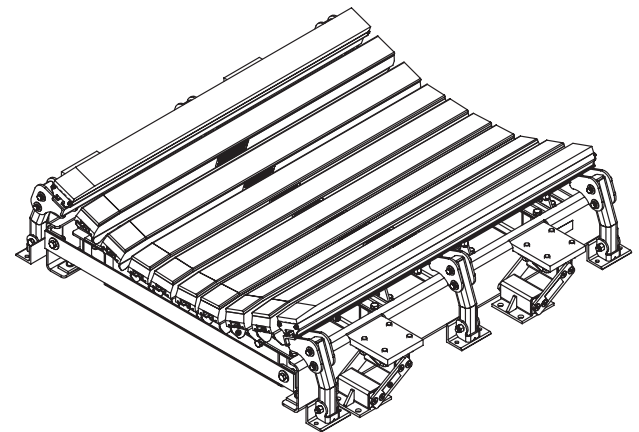
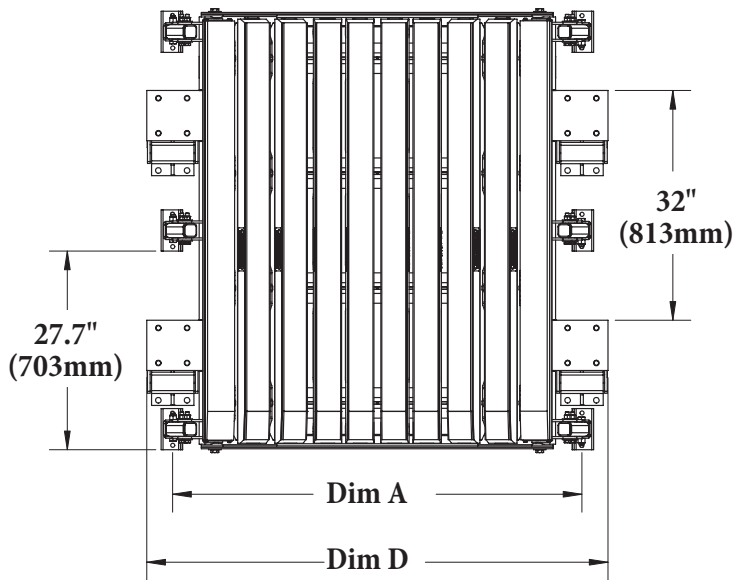
Replacement Bars and Bolt Kits Required per Belt Width - DRX3000

in.	42	48	54	60	72	84	96
mm	1050	1200	1350	1500	1800	2100	2400
Slider Bars Required	2	2	4	4	4	4	4
Impact Bars Required	8	8	8	9	12	12	16
Impact Bar Supports Required	8	8	8	9	12	12	16
Impact Bar Bolt Kits Required	56	56	64	70	88	88	112

U.S. Patents No. 9,296,564; 7,815,040

Specifications and Guidelines

DRX3000 Dynamic Beds



Bed Width		Dim A		Dim B		Dim C		Dim D	
in.	mm	in.	mm	in.	mm	in.	mm	in.	mm
42	1050	51	1295.4	10.75	273	1.09	27.7	58.25	1479.6
48	1200	57	1447.8	10.75	273	1.09	27.7	64.25	1632.0
54	1350	63	1600.2	10.75	273	1.09	27.7	70.25	1784.4
60	1500	69	1752.6	10.75	273	1.09	27.7	76.25	1936.8
72	1800	81	2057.4	11.50	292.1	1.15	29.1	90.25	2292.4
84	2100	93	2362.2	11.75	298.5	1.15	29.1	102.25	2597.2
96	2400	105	2667.0	11.75	298.5	1.15	29.1	114.25	2902.0

U.S. Patents No. 9,296,564; 7,815,040

Product Ordering Information

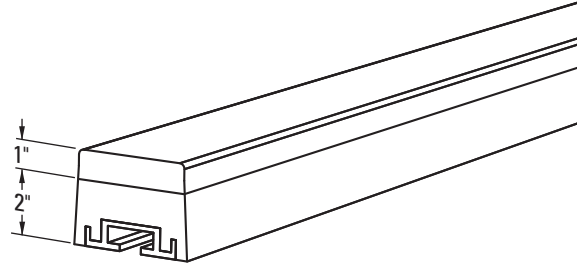
DRX™ Impact Beds Optional Parts and Tools

Impact Bars with 1" UHMW

For impact beds that have heavy abrasive wear on the impact bars.

DESCRIPTION	ORDERING NUMBER	ITEM CODE	WT. LBS.
4' Impact Bar with 1" UHMW	IB4-1U	76965	17.0
5' Impact Bar with 1" UHMW	IB5-1U	76966	21.2

Lead time: 1 working day



Impact Bar with 1" UHMW Cover

Impact Bar Bolt Kit for Other OEM Impact Beds*

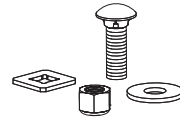
1/2" carriage bolt, square washer, flat washer and Nylock nut to mount DRX Impact Bars on other OEM beds that use 1/2" T-bolts.

Count cross stringers on OEM bed (example: 3 cross stringers require 3 Bolt Kits per impact bar)

DESCRIPTION	ORDERING NUMBER	ITEM CODE	WT. LBS.
OEM Impact Bar Bolt Kit	OIBBK	76950	0.5

*Kit includes 1 ea. bolt, square washer, flat washer and Nylock nut.

Lead time: 1 working day



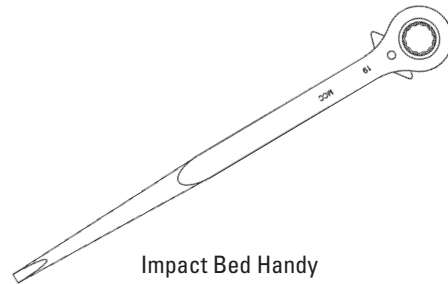
Optional Impact Bar Bolt Kit

Impact Bed Handy Wrench

A ratcheting wrench with 2 common socket sizes: 3/4" & 15/16" (19mm & 24mm) for installation and maintenance of impact beds.

DESCRIPTION	ORDERING NUMBER	ITEM CODE	WT. LBS.
Impact Bed Handy Wrench	HW-IMPB	76939	1.6

Lead time: 1 working day



Impact Bed Handy Wrench

Selection Guidelines

Belt Tracking Products

MODEL	APPLICATION RANGE
Belt Positioner™	Return side only, 800 PIW max tension on Small, Medium and Large; 1200 PIW max tension on Extra Large. Also works on reversing belts.
PTEZ™	Medium-duty belts up to 1600 PIW max tension. Also works on reversing belts. Belt width 18" – 48" (450 – 1200mm).
PT Smart™	Medium-duty belts up to 1600 PIW max tension. Belt width 42" – 84" (1050 – 2100mm). Belt thickness 1" (25mm) maximum.
HD PTEZ™	Medium-duty belts up to 2400 PIW max tension. Belt widths + 9" (225mm) idler. Belt thickness 1" (25mm) maximum. Also works on reversing belts.
PT Max™	Heavy-duty belts up to 3000 PIW max Generally 3/4" – 1" thick (19mm – 25mm) Belt width 24" – 60" (600 – 1500mm)
HD PT Max™	Heavy-duty belts up to 6000 PIW max tension. Belt width 54" – 84" (1350 – 2100mm)

Belt Positioner™




PTEZ™



PT Smart™
Standard



HD PTEZ™



PT Max™
Top Side



PT Max™
Return Side



Conveyor Criteria	Belt Positioner™	PTEZ™	Heavy Duty PTEZ™	PT Smart™	PT Max™	Heavy Duty PT Max™	Super Duty PT Max™
Top side mistracking	No	No	No	No	Yes	Yes	Yes
Return side mistracking	Yes	Yes	Yes	Yes	Yes	Yes	Yes
Reversing	Yes	Yes	Yes	No	No	No	No
Belt mistracking to one side	Better	Better	Better	Better	Better	Better	Better
Belt mistracking to both sides	Acceptable	Better	Better	Best	Best	Best	Best
Inconsistent tracking problem	Good	Better	Better	Best	Best	Best	Best
Belt is cupped (heavy)	Best †	Better ‡	Better ‡	Better	Better	Better	Better
Belt has edge damage	Best	Best	Best	Good	Good	Good	Good
Ease of Installation	Best	Better	Better	Good	Good	Good	Good
Belt has low running tension (150-300 PIW)	Good	Good	Good	Good	Good	N/A	N/A
Belt has medium running tension (300-1600 PIW)	Better	Better	Better	Better	Best	Best	Best
Belt has high running tension (1600+ PIW)	N/A	N/A	N/A	N/A	Better	Best	Best
Approx. "upstream" effect *Δ	50' (15 M)	20' (6 M)	20' (6 M)	20' (6 M)	50' (15 M)	50' (15 M)	50' (15 M)
Approx. "downstream" effect *Δ	50' (15 M)	100' – 120' (30 – 36 M)	100' – 120' (30 – 36 M)	120' – 150' (36 – 45 M)	150' – 200' (45 – 61 M)	150' – 200' (45 – 61 M)	150' – 200' (45 – 61 M)

† Installed on the clean side of the return belt
 * Typical results; actual results may vary
 Δ Disc idlers have the potential to reduce these numbers

U.S. Patents No. 9,296,564; 7,815,040

Product Ordering Information

Belt Positioner™



Belt Positioners with Rubber Rollers

SIZE	BELT WIDTH (Min-Max)		POSITIONER WIDTH (Min-Max)		ORDERING NUMBER	ITEM CODE	WT. LBS.
	in.	mm	in.	mm			
Small	18-24	450-600	24-34	600-850	RBP1R-S	90646	60.5
Medium	30-48	750-1200	34-56	850-1400	RBP1R-M	90647	73.5
Large	54-72	1350-1800	56-83	1400-2075	RBP1R-L	90648	94.0
Extra Large	72-96	1800-2400	72-120	1800-3000	RBP1R-XL	90649	182.0

Lead time: 1 working day

Belt Positioners with Steel Rollers

SIZE	BELT WIDTH (Min-Max)		POSITIONER WIDTH (Min-Max)		ORDERING NUMBER	ITEM CODE	WT. LBS.
	in.	mm	in.	mm			
Small	18-24	450-600	24-34	600-850	RBP1S-S	74558	69.8
Medium	30-48	750-1200	34-56	850-1400	RBP1S-M	74559	84.6
Large	54-72	1350-1800	56-83	1400-2075	RBP1S-L	74560	109.5
Extra Large	72-96	1800-2400	72-120	1800-3000	RBP1S-XL	74561	199.6

Lead time: 1 working day

Use next larger size for belt widths between ranges.

NOTE: Idler Rollers on sizes S, M and L are 5" (125mm) diameter and rated CEMA D.

Idler Rollers on the XL size are 6" (150mm) diameter and rated CEMA E.

Product Notes:

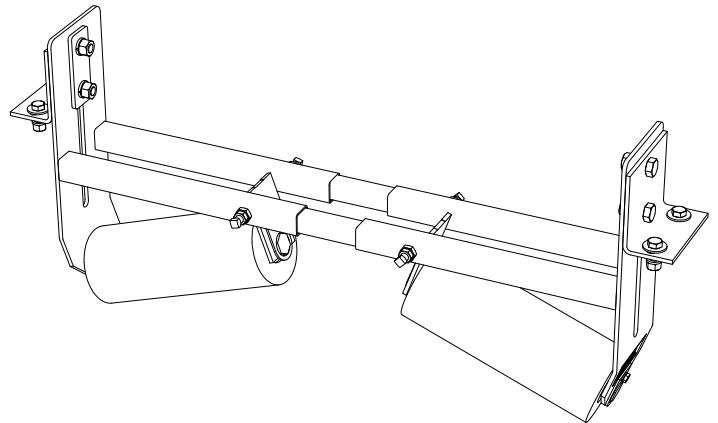
- The Positioner should be centered between two standard return rollers. For general applications – standard belts up to 72" (1800mm): position the unit no closer than 3' (.9M) to a return roller and no farther than 6' (1.8M).
- Works on the return side of the conveyor using simple angled rollers mounted in a fixed position to quickly and continuously funnel the belt into the correct path.
- A "quick fix" solution for belts that consistently wander to one side.
- Typically installed before the tail pulley to keep the belt centered at the critical loading point. Center loading is the key to solving many top side tracking problems.
- Idler rollers make smooth contact with the return belt's bottom cover, eliminating excessive wear and damage to the belt's edges.
- Has no pivoting mechanism to freeze up and cause the unit to stop working.
- Once installed, no further adjustment is required.

Specifications & Guidelines

Belt Width Specifications

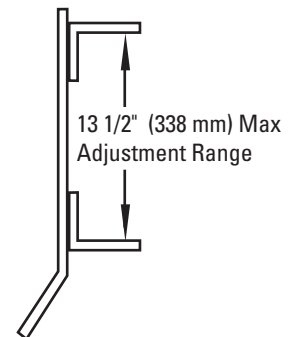
SIZE	BELT WIDTH (Min-Max)		POSITIONER WIDTH (Min-Max)	
	in.	mm	in.	mm
Small	18-24	450-600	24-34	600-850
Medium	30-48	750-1200	34-56	850-1400
Large	54-72	1350-1800	56-83	1400-2075
Extra Large	72-96	1800-2400	72-120	1800-3000

Use next larger size for belt widths between ranges.



Application Guidelines

- Belt Splice Mechanically Fastened/Vulcanized
- Belt Speed 1000 FPM (5M/sec)
- Belt Direction Reversing



Roller Specifications

SPECIFICATION	Rubber	Steel
Material	STEEL and 3/8" RUBBER	STEEL
Durometer	60	N/A
Rating	CEMA D (XL is CEMA E)	CEMA D (XL is CEMA E)
Bearings	6305 Sealed Ball Bearing	6305 Sealed Ball Bearing
Shaft Diameter	1" (25mm)	1" (25mm)
Wall Thickness	9 Gauge (.148) (XL - 1/4")	9 Gauge (.148) (XL - 1/4")
Specific Gravity	Over 1	Over 1
Working Temperature	-4° to 220° F	-4° to 220° F
	-20° to 104° C	-20° to 104° C
Grease & Chemical Resistance	Good	Good
Sticky Material Performance	Excellent	Good

Roller Dimensions

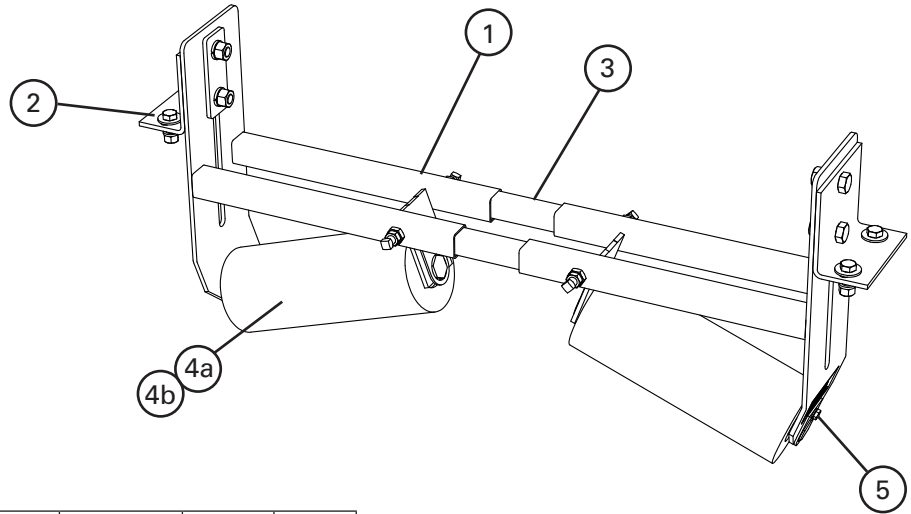
SIZE	LENGTH		DIAMETER	
	in.	mm	in.	mm
Small	9	225	5	125
Medium	13	325	5	125
Large	19	475	5	125
Extra Large	21	525	6	150

Product Notes:

- Optimal location: no closer than 3' (.9M) and no further than 6' (1.8M) from a return roller.
- All rollers are "sealed for life". No regreasing maintenance is required.
- MSHA approved.

Replacement Parts List

Belt Positioner™



Replacement Parts

REF	DESCRIPTION	BELT WIDTH (Min-Max)		ORDERING NUMBER	ITEM CODE	WT. LBS.
		in.	mm			
1	Small Frame Kit* (1 ea.)	18-24	450-600	RBPFK-S	75522	12.5
	Medium Frame Kit* (1 ea.)	30-48	750-1200	RBPFK-M	75523	14.5
	Large Frame Kit* (1ea.)	54-72	1350-1800	RBPFK-L	75524	19.5
	Extra Large Frame Kit* (1 ea.)	72-96	1800-2400	RBPFK-XL	75525	28.5
2	Mounting Bracket Kit* (1 ea.)			RBPMBK	75526	6.0
3	Small Inner Tube (1 ea.)	18-24	450-600	RBPIT-S	75527	3.0
	Medium Inner Tube (1 ea.)	30-48	750-1200	RBPIT-M	75528	4.5
	Large Inner Tube (1 ea.)	54-72	1350-1800	RBPIT-L	75529	6.5
	Extra Large Inner Tube (1 ea.)	72-96	1800-2400	RBPIT-XL	75530	9.0

* Hardware included

Lead time: 1 working day

Replacement Rollers

REF	DESCRIPTION	ORDERING NUMBER	ITEM CODE	WT. LBS.
4a	Small Rubber Roller	RBPRR-S	90650	7.9
	Medium Rubber Roller	RBPRR-M	90651	11.0
	Large Rubber Roller	RBPRR-L	90652	15.5
	Extra Large Rubber Roller	RBPRR-XL	90653	27.8
4b	Small Steel Roller	RBPSR-S	74562	12.2
	Medium Steel Roller	RBPSR-M	74563	16.5
	Large Steel Roller	RBPSR-L	74564	23.2
	Extra Large Steel Roller	RBPSR-XL	74565	36.6
5	Roller Retainer Kit *	RBPRET	73163	0.5

Idler rollers on sizes S, M and L are 5" (125mm) diameter and rated CEMA D.

Idler rollers on the XL size are 6" (150mm) diameter and rated CEMA E.

*Roller Retainer Kit not required for XL rollers (SDX style).

Lead time: 1 working day

Product Ordering Information

PTEZ™
Belt Trainer

PTEZ™ Belt Trainer

BELT WIDTH		ORDERING NUMBER	ITEM CODE	WT. LBS.
in.	mm			
18	450	PTEZ-18	90265	120.0
24	600	PTEZ-24	90266	130.0
30	750	PTEZ-30	90267	140.0
36	900	PTEZ-36	90268	150.0
42	1050	PTEZ-42	90269	160.0
48	1200	PTEZ-48	90270	170.0

Lead time: 1 working day



HD PTEZ™ Belt Trainer

BELT WIDTH		ORDERING NUMBER	ITEM CODE	WT. LBS.
in.	mm			
42	1050	PTEZHD-42/1050	90616	228.0
48	1200	PTEZHD-48/1200	90617	252.0
54	1350	PTEZHD-54/1350	90618	277.0
56	1400	PTEZHD-56/1400	90795	285.0
60	1500	PTEZHD-60/1500	90619	301.0
64	1600	PTEZHD-64/1600	90796	317.0
72	1800	PTEZHD-72/1800	90620	349.0
80	2000	PTEZHD-80/2000	90797	382.0
84	2100	PTEZHD-84/2100	90621	398.0

Lead time: 1 working day

HD PTEZ™ UG Belt Trainer

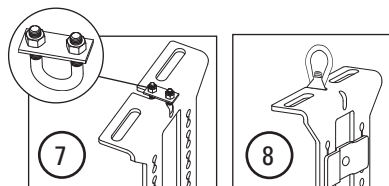
BELT WIDTH		ORDERING NUMBER	ITEM CODE	WT. LBS.
in.	mm			
42	1050	PTEZHD-42/1050-UG	90798	230.0
48	1200	PTEZHD-48/1200-UG	90799	254.0
54	1350	PTEZHD-54/1350-UG	90800	279.0
60	1500	PTEZHD-60/1500-UG	90801	303.0
72	1800	PTEZHD-72/1800-UG	90802	351.0

Lead time: 1 working day

Product Notes:

- Simple adjustable mounting brackets ensure quick and accurate installation.
- Urethane roller cover ensures long-lasting performance.
- Works in multiple applications, yet economical. Single-direction and reversing belts. Wet or dry conditions. Belts with edge damage or wear. Belts mistracking to one or both sides.
- Easy ordering and installation. Enhanced to meet instant demands for training solutions, the PTEZ is available on a one-working-day lead time. The simple brackets and component construction also ensure a quick and easy installation.
- Uses tapered and patterned roller to activate the trainer movement. Pivot influences direction while Tilt increases the tension on the mistracked side – the result is two forces quickly moving the belt back to center.
- Works with mechanically fastened or vulcanized belts.

Replacement Parts List

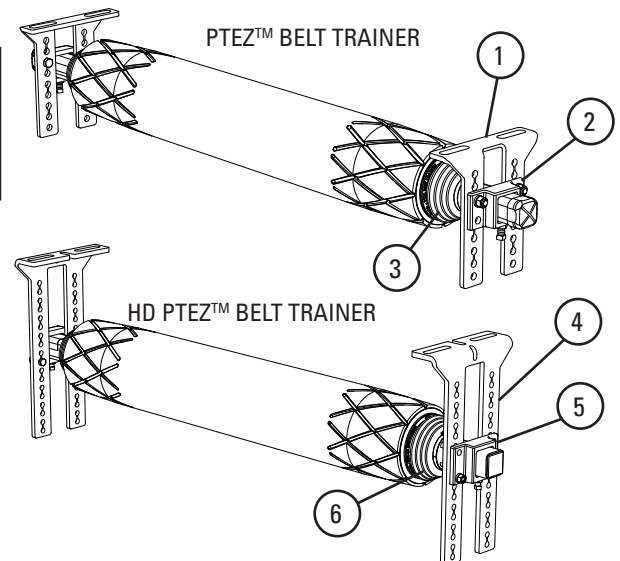


PTEZ™ Replacement Parts

REF	DESCRIPTION	ORDERING NUMBER	ITEM CODE	WT. LBS.
1	PTEZ Mounting Bracket Kit (2 ea.)	PTEZMB	90351	8.0
2	PTEZ Pole Bracket Kit (2 ea.)	PTEZPB	90352	6.0
3	PTEZ Dust Cover Kit (2 ea.)	PTEZDC	90353	1.0
4	PTEZ HD Mount Bracket Kit (2 ea.)	PTEZHD-MBK	90803	19.0
5	PTEZ HD Pole Bracket Kit (2 ea.)	PTEZHD-PBK	90804	8.0
6	PTEZ HD Dust Cover Kit (2 ea.)	PTEZHD-DCK	90805	1.0
7	PTEZ HD Wire Rope Bolt Kit (2 ea.)	PTEZHD-WRBK	90806	1.0
8	PTEZ HD J Bolt Bracket Kit (2 ea.)	PTEZHD-JBBK	90807	2.0

Lead time: 1 working day

*Bracket set for 1 roller

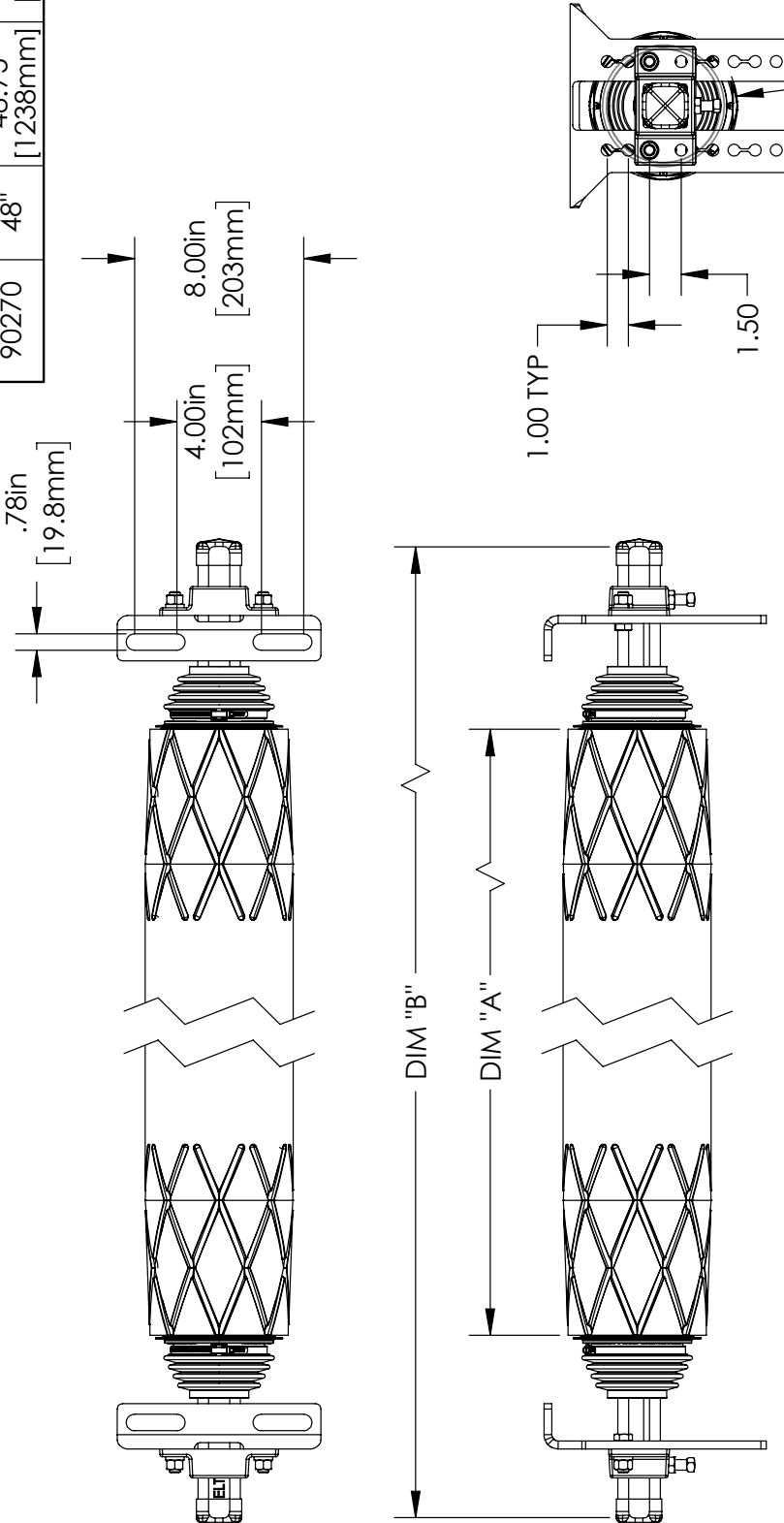


U.S. Patent No. 9,884,730

Specifications & Guidelines

PTEZ™
Belt Trainer

PART NUMBER	BELT WIDTH	DIM "A"	DIM "B"
90265	18"	18.75" [476mm]	36" [914mm]
90266	24"	24.75" [629mm]	42" [1067mm]
90267	30"	30.75" [781mm]	48" [1219mm]
90268	36"	36.75" [933mm]	54" [1372mm]
90269	42"	42.75" [1086mm]	60" [1524mm]
90270	48"	48.75" [1238mm]	66" [1676mm]

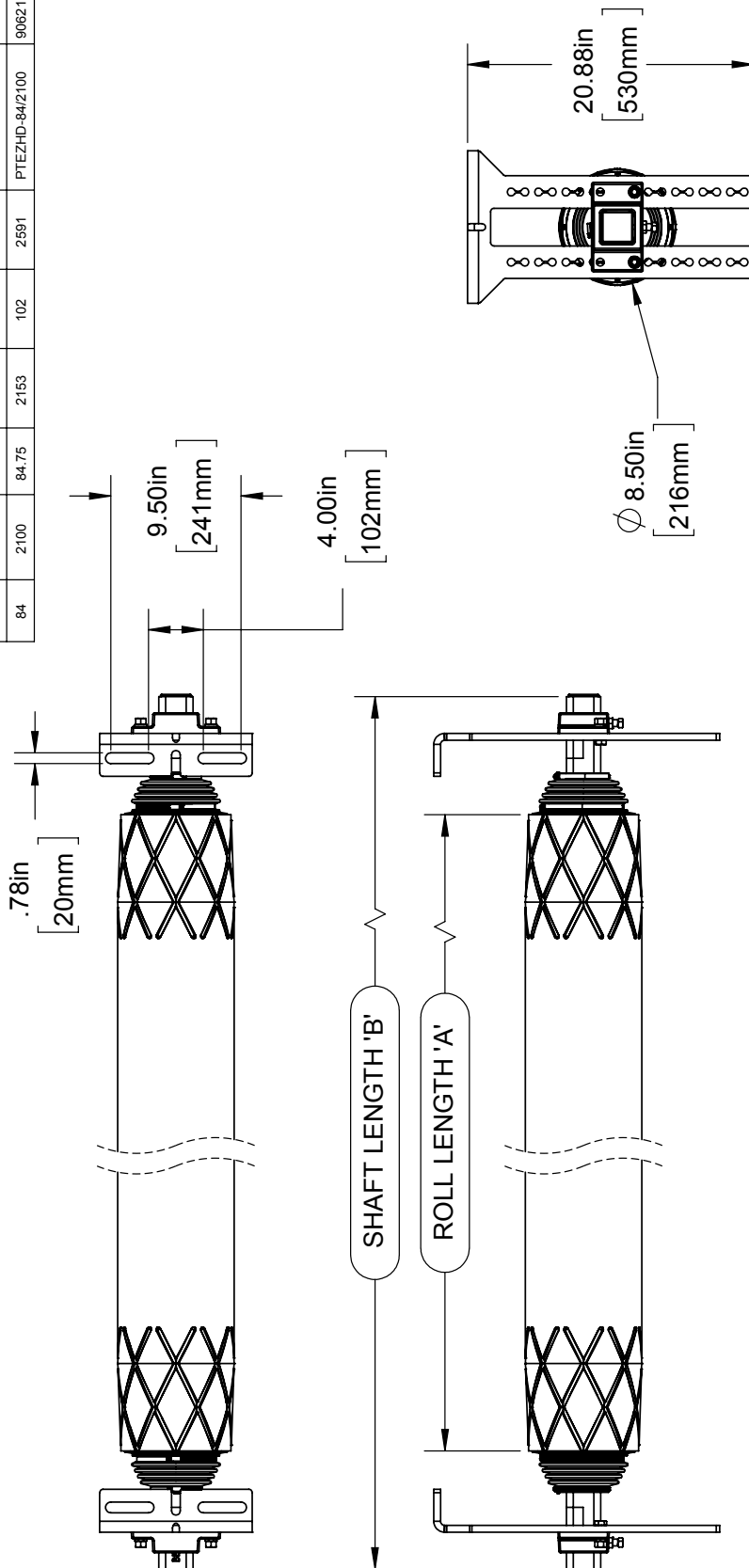


U.S. Patent No. 9,884,730

Specifications & Guidelines

HD PTEZ™
Belt Trainer

SPECIFICATIONS					
BELT WIDTH (in)	ROLL LENGTH 'A' (in)	SHAFT LENGTH 'B' (in)	ORDERING NUMBER	ITEM CODE	
42	1050	60	PTEZHD-42/1050	90616	
48	1200	66	PTEZHD-48/1200	90617	
54	1350	72	PTEZHD-54/1350	90618	
56	1400	74	PTEZHD-56/1400	90795	
60	1500	78	PTEZHD-60/1500	90619	
64	1600	82	PTEZHD-64/1600	90796	
72	1800	90	PTEZHD-72/1800	90620	
80	2000	98	PTEZHD-80/2000	90797	
84	2100	102	PTEZHD-84/2100	90621	

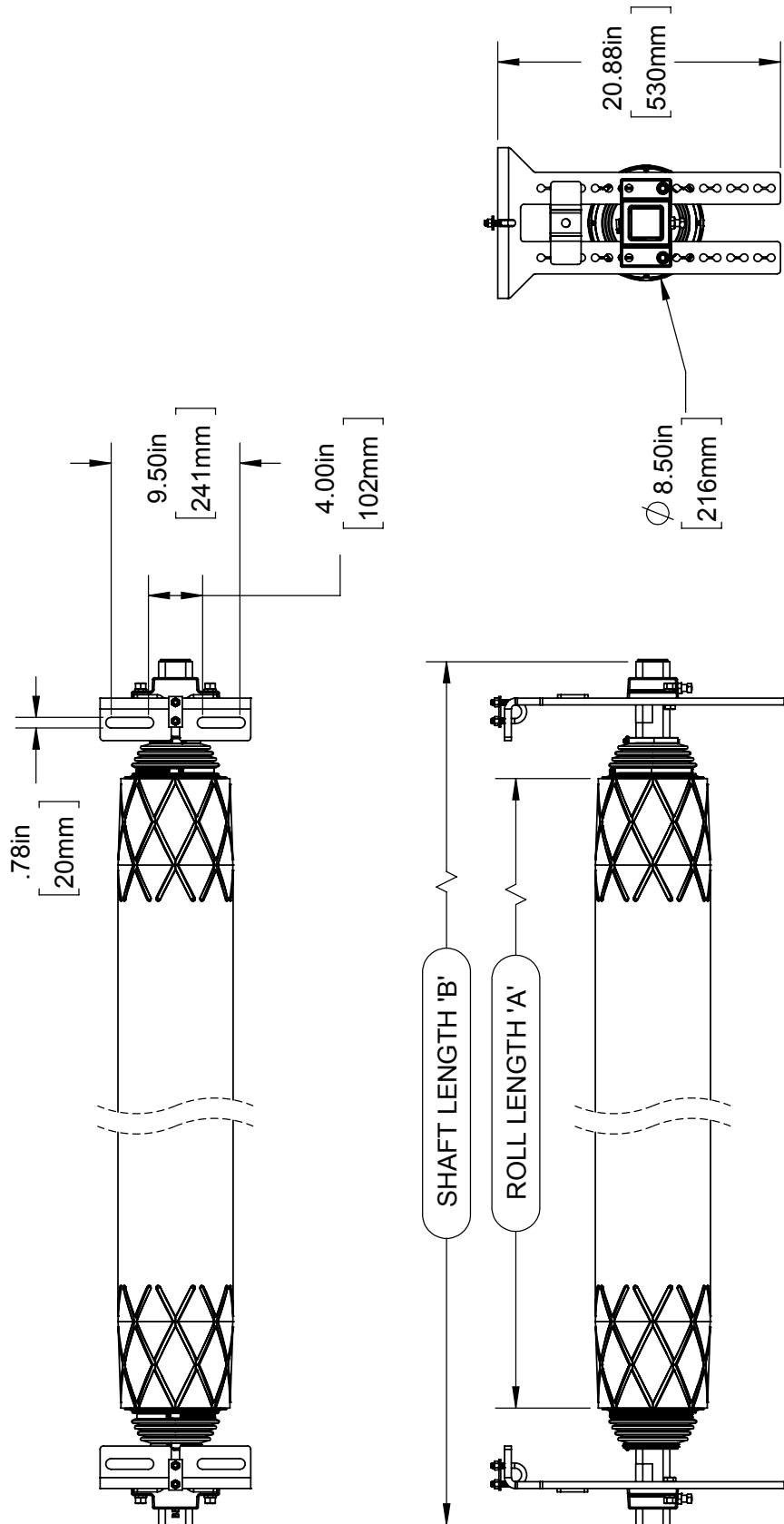


U.S. Patent No. 9,884,730

Specifications & Guidelines

HD PTEZ™ Underground Belt Trainer


SPECIFICATIONS					
BELT WIDTH (in)	ROLL LENGTH 'A' (in)	ROLL LENGTH 'A' (mm)	SHAFT LENGTH 'B' (in)	SHAFT LENGTH 'B' (mm)	ITEM CODE
42	42.75	1086	60	1524	90798
48	48.75	1238	66	1676	90799
54	54.75	1391	72	1829	90800
60	60.75	1543	78	1981	90801
72	72.75	1848	90	2286	90802



U.S. Patent No. 9,884,730

Product Ordering Information

**PT Smart™
Belt Trainer**



PT SMART™ STANDARD
BELT TRAINER
(Roller Included)

PT Smart™ Belt Trainer

BELT TRAINER COMPLETE					REPLACEMENT ROLLERS		
BELT WIDTH		ORDERING NUMBER	ITEM CODE	WT. LBS.	ORDERING NUMBER	ITEM CODE	WT. LBS.
in.	mm						
18	450	PTS-18R	77664	121.0	PTS-RR21	77680	22.0
24	600	PTS-24R	77665	141.0	PTS-RR27	77681	27.0
30	750	PTS-30R	77666	154.0	PTS-RR33	77682	32.2
36	900	PTS-36R	77667	169.0	PTS-RR39	77683	36.0
42	1050	PTS-42R	77668	186.0	PTS-RR45	77684	41.5
48	1200	PTS-48R	77669	197.0	PTS-RR51	77685	45.0
54	1350	PTS-54R	77670	210.0	PTS-RR57	77686	47.5
60	1500	PTS-60R	77671	224.0	PTS-RR63	77687	53.0
72	1800	PTS-72R	77672	242.0	PTS-RR75	77689	57.0

Lead time: 1 working day



PT SMART™
UNDERGROUND STRUCTURE
BELT TRAINER
(Roller Included)

PT Smart™ Underground Structure Belt Trainer

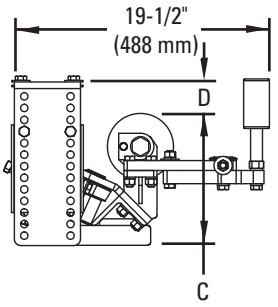
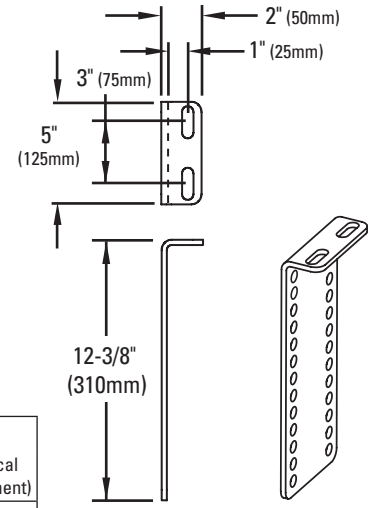
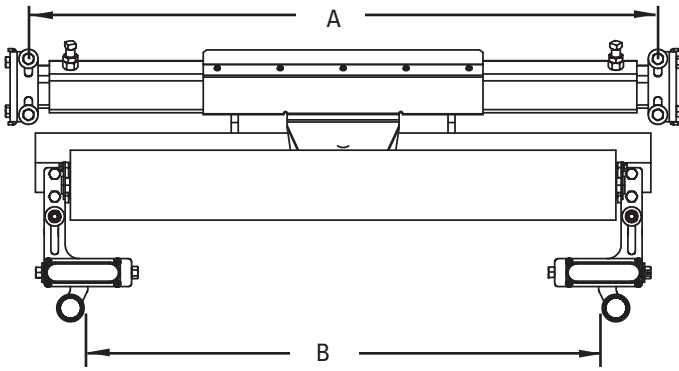
BELT TRAINER COMPLETE					REPLACEMENT ROLLERS		
BELT WIDTH		ORDERING NUMBER	ITEM CODE	WT. LBS.	ORDERING NUMBER	ITEM CODE	WT. LBS.
in.	mm						
30	750	PTS-30R-UG	77673	174.0	PTS-RR39	77683	36.0
36	900	PTS-36R-UG	77674	188.0	PTS-RR45	77684	41.5
42	1050	PTS-42R-UG	77675	196.0	PTS-RR51	77685	45.0
48	1200	PTS-48R-UG	77676	208.0	PTS-RR57	77686	47.5
54	1350	PTS-54R-UG	77677	220.0	PTS-RR63	77687	53.0
60	1500	PTS-60R-UG	77678	255.0	PTS-RR69	77688	57.0
72	1800	PTS-72R-UG	77679	265.0	PTS-RR81	77690	81.0

Lead time: 1 working day

U.S. Patent No. 8,556,068

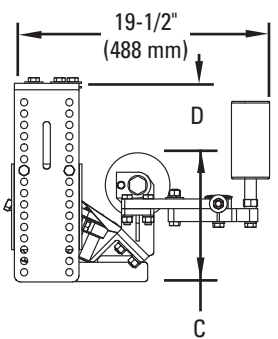
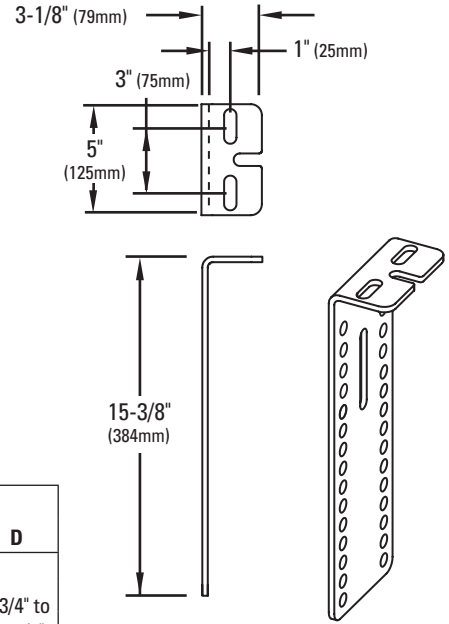
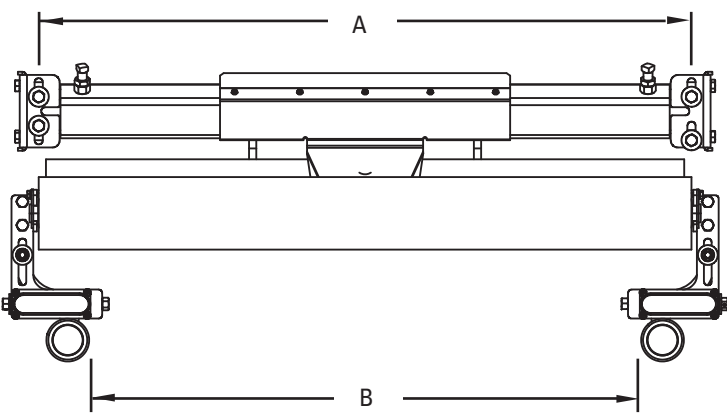
Specifications & Guidelines

PT Smart™ Belt Trainer



PT Smart Standard

BELT WIDTH		ITEM CODE	A	B	C	D (vertical adjustment)
in.	mm					
18	450	77664	23-35" (575-875mm)	10-23" (250-575mm)	10" (250mm)	0"-10" (0-250mm)
24	600	77665	29-41" (725-1025mm)	16-29" (400-725mm)		
30	750	77666	35-47" (875-1175mm)	22-35" (550-875mm)		
36	900	77667	41-53" (1025-1325mm)	28-41" (700-1025mm)		
42	1050	77668	47-59" (1175-1475mm)	33-47" (825-1175mm)		
48	1200	77669	53-65" (1325-1625mm)	40-53" (1000-1325mm)		
54	1350	77670	59-71" (1475-1775mm)	46-59" (1150-1475mm)		
60	1500	77671	65-77" (1625-1925mm)	52-65" (1300-1625mm)		
72	1800	77672	77-89" (1925-2225mm)	64-77" (1600-1925mm)		



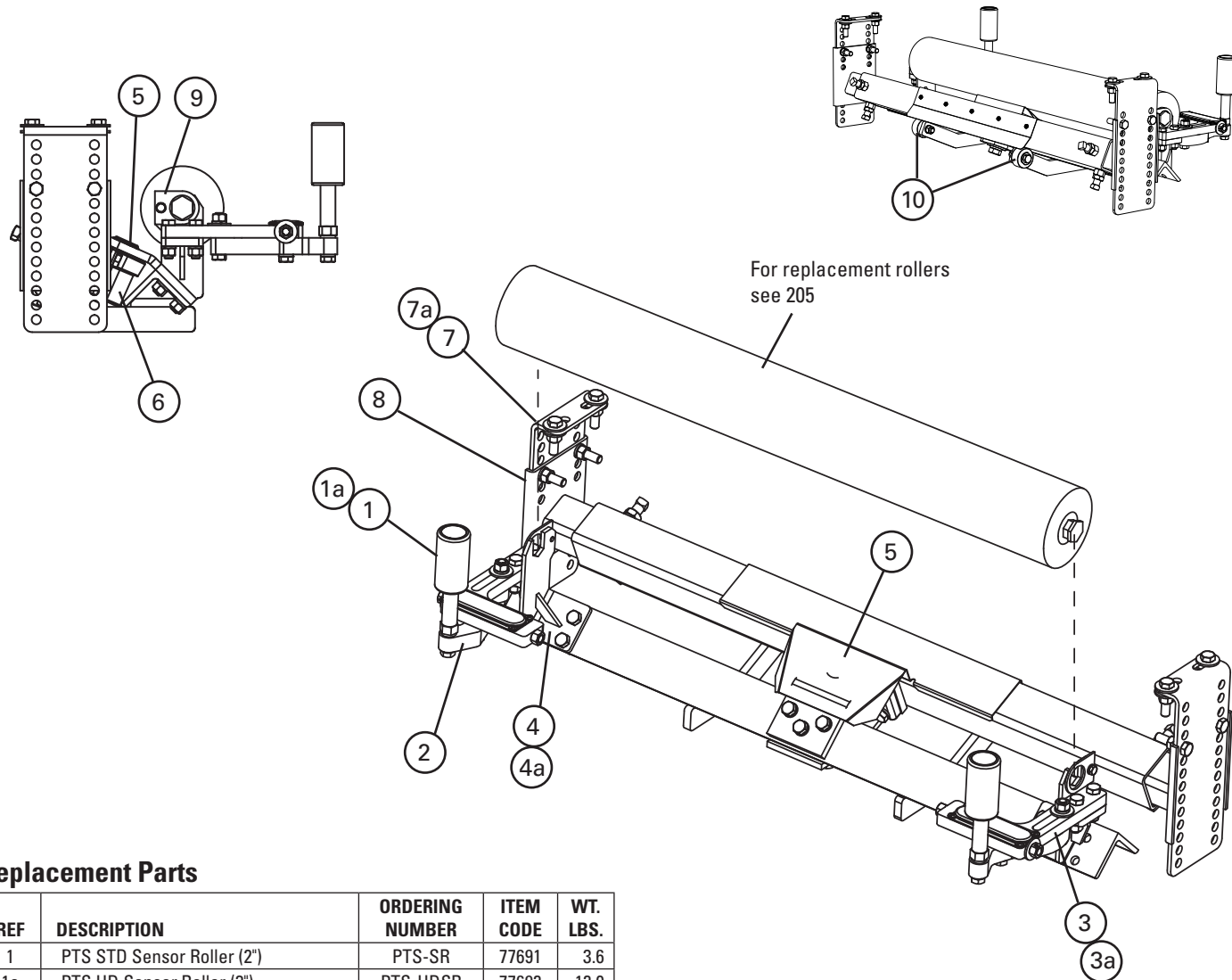
PT Smart Underground Structure

BELT WIDTH		ITEM CODE	A	B	C	D
in.	mm					
30	750	77673	35-47" (875-1175mm)	27-40" (675-1000mm)	10" (250mm)	2-3/4" to 13-1/4" (69mm to 331mm)
36	900	77674	41-53" (1025-1325mm)	33-46" (825-1150mm)		
42	1050	77675	47-59" (1175-1475mm)	39-52" (975-1300mm)		
48	1200	77676	53-65" (1025-1625mm)	45-58" (1125-1450mm)		
54	1350	77677	59-71" (1475-1775mm)	51-64" (1275-1600mm)		
60	1500	77678	65-77" (1625-1925mm)	57-70" (1425-1750mm)		
72	1800	77679	77-89" (1925-2225mm)	69-82" (1725-2050mm)	10-1/2" (262mm)	2-1/4" to 12-3/4" (56mm to 319mm)

U.S. Patent No. 8,556,068

Replacement Parts List

**PT Smart™
Belt Trainer**



Replacement Parts

REF	DESCRIPTION	ORDERING NUMBER	ITEM CODE	WT. LBS.
1	PTS STD Sensor Roller (2")	PTS-SR	77691	3.6
1a	PTS HD Sensor Roller (3")	PTS-HDSR	77692	12.0
2	PTS Sensor Arm Kit (incl. 1 ea.)	PTS-SAK	77694	2.5
3	PTS RH Sensor Adjuster Assy	PTS-RHSAA	77755	4.7
3a	PTS LH Sensor Adjuster Assy	PTS-LHSAA	77756	4.7
4	PTS Idler Bracket Kit (incl. L & R)	PTS-IBK	77696	5.9
4a	PTS HD Idler Bracket Kit (incl. L & R)	PTS-HIBK	77697	6.2
5	PTS Pivot Shield	PTS-PS	77698	1.8
6	PTS Pivot Assy (Axle and housing)	PTS-PA	77699	6.9
7	PTS Mounting Bracket Kit	PTS-MBK	77700	8.8
7a	PTS Mounting Bracket Kit U/G	PTS-MBKUG	77701	11.4
8	PTS Extending Bracket Kit (incl. L & R)	PTS-EBK	77702	12.9
9	Roller Retainer Kit	RBPRET	73163	1.0
10	Delrin Roll Kit (2 kits plus hardware)	PTS-DRK	90100	1.5
-	Wire Mount Kit (not pictured)	PTS-WMK	78767	11.5

*Hardware included
Lead time: 1 working day

U.S. Patent No. 8,556,068

Product Ordering Information

PT Max™ Adjustable Belt Trainer

PT Max™ Adjustable Top Side


VERSION	BELT WIDTH		ORDERING NUMBER	ITEM CODE	WT. LBS.
	in.	mm			
Standard	36	900	PTMA36T	90362	355.0
	42	1050	PTMA42T	90363	375.0
	48	1200	PTMA48T	90364	405.0
	54	1350	PTMA54T	90365	425.0
	60	1500	PTMA60T	90366	445.0
Heavy-Duty	54	1350	PTMAHD54T	90377	505.0
	60	1500	PTMAHD60T	90378	530.0
	72	1800	PTMAHD72T	90379	610.0
	84	2100	PTMAHD84T	90380	670.0



PT MAX™ ADJUSTABLE TOP SIDE BELT TRAINER

PT Max Adjustable Return Side


VERSION	BELT WIDTH		ORDERING NUMBER	ITEM CODE	WT. LBS.
	in.	mm			
Standard	36	900	PTMA36R	90367	340.0
	42	1050	PTMA42R	90368	375.0
	48	1200	PTMA48R	90369	395.0
	54	1350	PTMA54R	90370	415.0
	60	1500	PTMA60R	90371	430.0
Heavy-Duty	54	1350	PTMAHD54R	90381	520.0
	60	1500	PTMAHD60R	90382	540.0
	72	1800	PTMAHD72R	90383	615.0
	84	2100	PTMAHD84R	90384	665.0



PT MAX ADJUSTABLE RETURN SIDE BELT TRAINER

PT Max Adjustable V-Return

VERSION	BELT WIDTH		ORDERING NUMBER	ITEM CODE	WT. LBS.
	in.	mm			
Standard	36	900	PTMA36VR	90372	430.0
	42	1050	PTMA42VR	90373	450.0
	48	1200	PTMA48VR	90374	475.0
	54	1350	PTMA54VR	90375	495.0
	60	1500	PTMA60VR	90376	520.0
Heavy-Duty	54	1350	PTMAHD54VR	90385	610.0
	60	1500	PTMAHD60VR	90386	635.0
	72	1800	PTMAHD72VR	90387	725.0
	84	2100	PTMAHD84VR	90388	770.0



PT MAX ADJUSTABLE V-RETURN BELT TRAINER

Lead time: 1 working day
 Lead time: 15 working days

Product Ordering Information

PT Max™ Belt Trainer (Mild Steel)

PT Max™ Top Side

VERSION	BELT WIDTH		ORDERING NUMBER	ITEM CODE	WT. LBS.
	in.	mm			
Standard	24	600	PTM24T	75583	280.0
	30	750	PTM30T	74885	295.0
	36	900	PTM36T	74886	310.0
	42	1050	PTM42T	74887	325.0
	48	1200	PTM48T	74888	340.0
	54	1350	PTM54T	74889	355.0
	60	1500	PTM60T	74890	370.0
Heavy-Duty	54	1350	PTMHD54T	74891	390.0
	60	1500	PTMHD60T	74892	410.0
	72	1800	PTMHD72T	74893	430.0
Super-Duty	84	2100	PTMHD84T	74894	450.0
	72	1800	PTMSD72T	74895	828.1
	84	2100	PTMSD84T	74896	876.8
	96	2400	PTMSD96T	74897	925.5
	120	3000	PTMSD120T	74898	1022.9



PT MAX™ TOP SIDE
BELT TRAINER
(Rollers supplied by end user)

PT Max Return Side

VERSION	BELT WIDTH		ORDERING NUMBER	ITEM CODE	WT. LBS.
	in.	mm			
Standard	24	600	PTM24R	75584	330.0
	30	750	PTM30R	74899	340.0
	36	900	PTM36R	74900	350.0
	42	1050	PTM42R	74901	370.0
	48	1200	PTM48R	74902	380.0
	54	1350	PTM54R	74903	400.0
	60	1500	PTM60R	74904	420.0
Heavy-Duty	54	1350	PTMHD54R	74905	510.0
	60	1500	PTMHD60R	74906	520.0
	72	1800	PTMHD72R	74907	580.0
	84	2100	PTMHD84R	74908	610.0
Super-Duty	72	1800	PTMSD72R	74909	992.7
	84	2100	PTMSD84R	74910	1051.1
	96	2400	PTMSD96R	74911	1109.5
	120	3000	PTMSD120R	74912	1226.3



PT MAX RETURN SIDE
BELT TRAINER
(Rollers supplied by end user)

PT Max V-Return

VERSION	BELT WIDTH		ORDERING NUMBER	ITEM CODE	WT. LBS.
	in.	mm			
Standard	24	600	PTM24VR	79669	310.0
	30	750	PTM30VR	79670	320.0
	36	900	PTM36VR	79671	330.0
	42	1050	PTM42VR	79672	350.0
	48	1200	PTM48VR	79673	360.0
	54	1350	PTM54VR	79674	370.0
	60	1500	PTM60VR	79675	390.0
Heavy-Duty	54	1350	PTMHD54VR	79665	470.0
	60	1500	PTMHD60VR	79666	480.0
	72	1800	PTMHD72VR	79667	560.0
	84	2100	PTMHD84VR	79668	600.0
Super-Duty	72	1800	PTMSD72VR	90051	935.0
	84	2100	PTMSD84VR	90052	990.0
	96	2400	PTMSD96VR	90053	1045.0
	120	3000	PTMSD120VR	90054	1155.0



PT MAX V-RETURN
BELT TRAINER
(Rollers supplied by end user)

All items are made to order.
 Lead time: 15 working days (after data sheets are approved)
 Lead time: 25 working days (after data sheets are approved)

Product Ordering Information

Stainless Steel PT Max™ Belt Trainer

PT Max™ Top Side

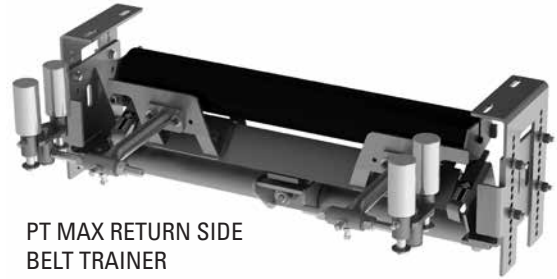
VERSION	BELT WIDTH		ORDERING NUMBER	ITEM CODE	WT. LBS.
	in.	mm			
Standard	24	600	PTM24T-S/S	90001	302.4
	30	750	PTM30T-S/S	90002	318.6
	36	900	PTM36T-S/S	90003	334.8
	42	1050	PTM42T-S/S	90004	351.0
	48	1200	PTM48T-S/S	90005	367.2
	54	1350	PTM54T-S/S	90006	383.4
Heavy-Duty	60	1500	PTM60T-S/S	90007	399.6
	54	1350	PTMHD54T-S/S	90008	421.2
	60	1500	PTMHD60T-S/S	90009	442.8
	72	1800	PTMHD72T-S/S	90010	464.4
Super-Duty	84	2100	PTMHD84T-S/S	90011	486.0
	72	1800	PTMSD72T-S/S	90034	894.3
	84	2100	PTMSD84T-S/S	90035	946.9
	96	2400	PTMSD96T-S/S	90036	999.5
	120	3000	PTMSD120T-S/S	90037	1104.8



PT MAX™ TOP SIDE
BELT TRAINER
(Rollers supplied by end user)

PT Max Return Side


VERSION	BELT WIDTH		ORDERING NUMBER	ITEM CODE	WT. LBS.
	in.	mm			
Standard	24	600	PTM24R-S/S	90012	356.4
	30	750	PTM30R-S/S	90013	367.2
	36	900	PTM36R-S/S	90014	378.0
	42	1050	PTM42R-S/S	90015	399.6
	48	1200	PTM48R-S/S	90016	410.4
	54	1350	PTM54R-S/S	90017	432.0
Heavy-Duty	60	1500	PTM60R-S/S	90018	453.6
	54	1350	PTMHD54R-S/S	90019	550.8
	60	1500	PTMHD60R-S/S	90020	561.6
	72	1800	PTMHD72R-S/S	90021	626.4
Super-Duty	84	2100	PTMHD84R-S/S	90022	658.8
	72	1800	PTMSD72R-S/S	90038	1072.1
	84	2100	PTMSD84R-S/S	90039	1135.2
	96	2400	PTMSD96R-S/S	90040	1198.3
	120	3000	PTMSD120R-S/S	90041	1324.4



PT MAX RETURN SIDE
BELT TRAINER
(Rollers supplied by end user)

PT Max V-Return

VERSION	BELT WIDTH		ORDERING NUMBER	ITEM CODE	WT. LBS.
	in.	mm			
Standard	24	600	PTM24VR-S/S	90023	334.8
	30	750	PTM30VR-S/S	90024	345.6
	36	900	PTM36VR-S/S	90025	356.4
	42	1050	PTM42VR-S/S	90026	378.0
	48	1200	PTM48VR-S/S	90027	388.8
	54	1350	PTM54VR-S/S	90028	399.6
Heavy-Duty	60	1500	PTM60VR-S/S	90029	421.2
	54	1350	PTMHD54VR-S/S	90030	507.6
	60	1500	PTMHD60VR-S/S	90031	518.4
	72	1800	PTMHD72VR-S/S	90032	604.8
Super-Duty	84	2100	PTMHD84VR-S/S	90033	648.0
	72	1800	PTMSD72VR-S/S	90042	1009.8
	84	2100	PTMSD84VR-S/S	90043	1069.2
	96	2400	PTMSD96VR-S/S	90044	1128.6
	120	3000	PTMSD120VR-S/S	90045	1247.4



PT MAX V-RETURN
BELT TRAINER
(Rollers supplied by end user)

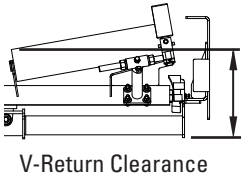
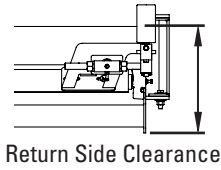
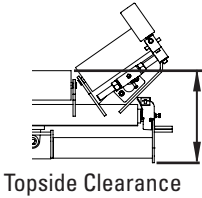
All items are made to order.
Lead time: 25 working days (after data sheets are approved)

Specifications & Guidelines

PT Max™
Belt Trainer

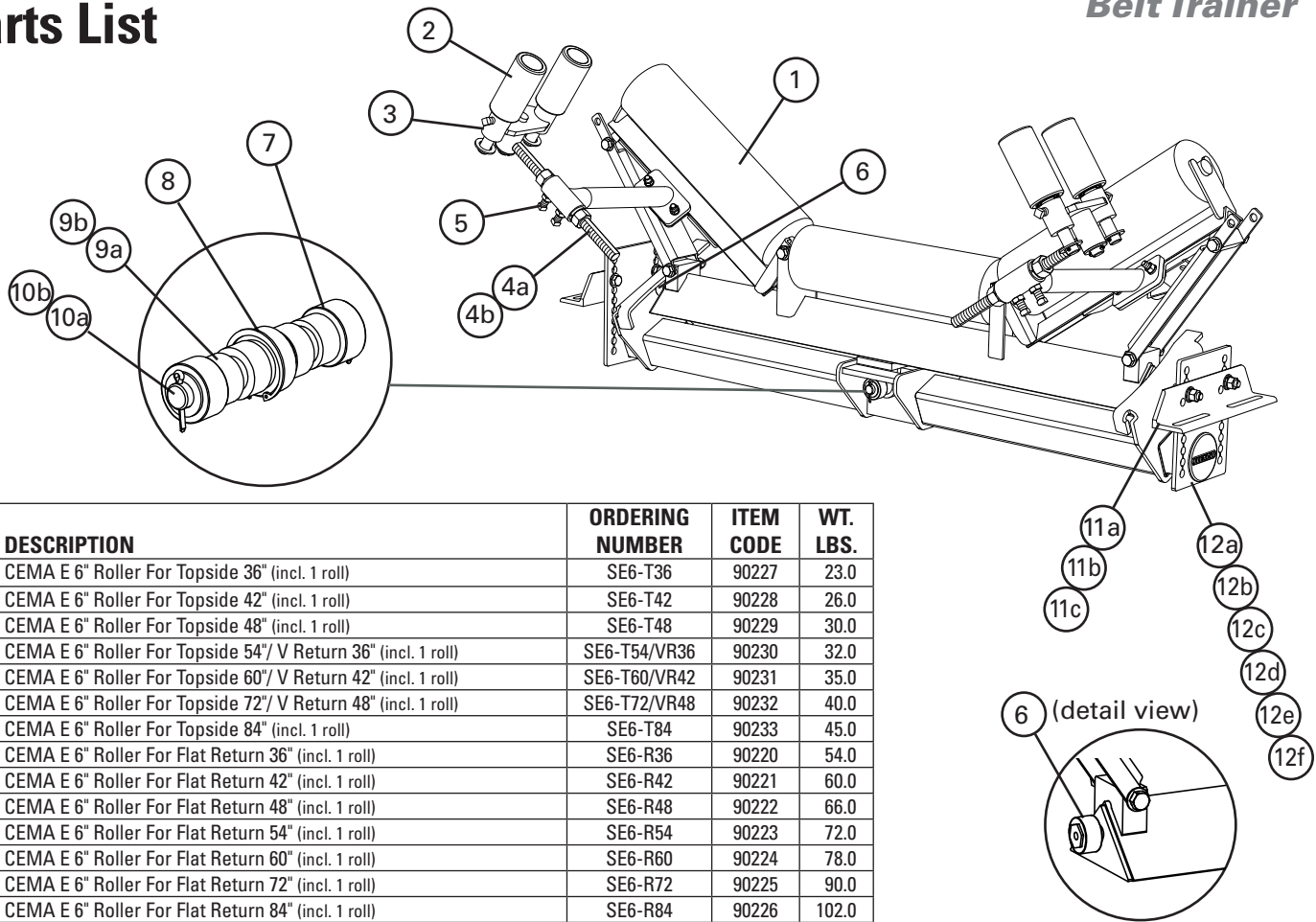
Top of Roller to Bottom of PT Max™ Minimum Clearance Needed

ROLL DIAMETER		TOPSIDE						RETURN SIDE						V-RETURN					
		Standard		Heavy-Duty		Super-Duty		Standard		Heavy-Duty		Super-Duty		Standard		Heavy-Duty		Super-Duty	
in.	mm	in.	mm	in.	mm	in.	mm	in.	mm	in.	mm	in.	mm	in.	mm	in.	mm	in.	mm
5	127	16	406	17	432	22.25	570	17	432	18	457	22.75	580	16	406	17	432	22.25	570
6	152	17	432	18	457	23.25	590	18	457	19	483	23.75	600	17	432	18	457	23.25	590
7	178	18	457	19	483	24.25	620	19	483	20	508	24.75	630	18	457	19	483	24.25	620



Replacement Parts List

PT Max™ Adjustable Belt Trainer



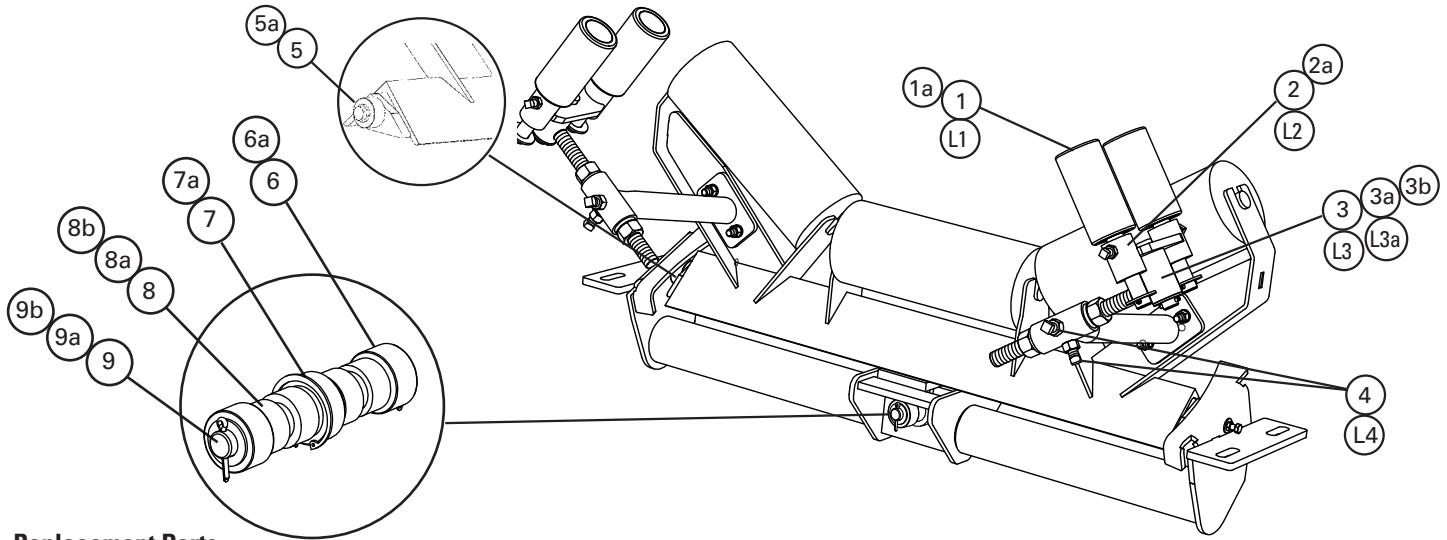
REF	DESCRIPTION	ORDERING NUMBER	ITEM CODE	WT. LBS.
1	CEMA E 6" Roller For Topside 36" (incl. 1 roll)	SE6-T36	90227	23.0
	CEMA E 6" Roller For Topside 42" (incl. 1 roll)	SE6-T42	90228	26.0
	CEMA E 6" Roller For Topside 48" (incl. 1 roll)	SE6-T48	90229	30.0
	CEMA E 6" Roller For Topside 54"/ V Return 36" (incl. 1 roll)	SE6-T54/VR36	90230	32.0
	CEMA E 6" Roller For Topside 60"/ V Return 42" (incl. 1 roll)	SE6-T60/VR42	90231	35.0
	CEMA E 6" Roller For Topside 72"/ V Return 48" (incl. 1 roll)	SE6-T72/VR48	90232	40.0
	CEMA E 6" Roller For Topside 84" (incl. 1 roll)	SE6-T84	90233	45.0
	CEMA E 6" Roller For Flat Return 36" (incl. 1 roll)	SE6-R36	90220	54.0
	CEMA E 6" Roller For Flat Return 42" (incl. 1 roll)	SE6-R42	90221	60.0
	CEMA E 6" Roller For Flat Return 48" (incl. 1 roll)	SE6-R48	90222	66.0
	CEMA E 6" Roller For Flat Return 54" (incl. 1 roll)	SE6-R54	90223	72.0
	CEMA E 6" Roller For Flat Return 60" (incl. 1 roll)	SE6-R60	90224	78.0
	CEMA E 6" Roller For Flat Return 72" (incl. 1 roll)	SE6-R72	90225	90.0
	CEMA E 6" Roller For Flat Return 84" (incl. 1 roll)	SE6-R84	90226	102.0
	CEMA E 6" Roller For V Return 54" (incl. 1 roll)	SE6-VR54	90234	43.0
	CEMA E 6" Roller For V Return 60" (incl. 1 roll)	SE6-VR60	90235	47.0
	CEMA E 6" Roller For V Return 72" (incl. 1 roll)	SE6-VR72	90236	54.0
	CEMA E 6" Roller For V Return 84" (incl. 1 roll)	SE6-VR84	90319	57.0
2	Sensor Roller 2.0* (3" solid roller)(1 ea.)	MSR2	79378	7.0
3	Swivel Mount Kit 2.0*	PMSMK2	79380	5.5
4a	PT Max Adjusting Arm Kit	PTMAAK	90194	6.0
4b	PT Max Adjusting Arm Kit Heavy Duty	PTMAAKHD	90195	9.0
5	Frame Arm Screw Kit (incl. 4 screws and 4 jam nuts)	PTMAFASK	90196	1.2
6	Outer Roller Kit (incl. 2 rollers, roller thimbles, and bolts, nuts, and washers)	PTMAORK	90197	1.0
7	Center Roller Kit (incl. 2 rollers, 2 washers, and 2 cotter pins)	MCRK	74923	1.2
8	Center Bearing	MCB	74925	1.7
9a	Center Shaft Spacer Kit (incl. 2 spacers)	MCSK	74927	0.3
9b	Center Shaft Spacer Kit Heavy Duty (incl. 2 spacers)	MCSKHD	74928	0.5
10a	Center Shaft	MCS	74930	4.0
10b	Center Shaft Heavy Duty	MCSHD	74931	13.0
11a	Frame Mount Kit Topside	PTMAFMKT	90185	14.6
11b	Frame Mount Kit Flat/V Return	PTMAFMKR	90186	42.0
11c	Frame Mount Kit Flat/V Return Heavy Duty	PTMAFMKHDR	90187	49.4
12a	Extender Kit Topside	PTMAEKT	90188	33.9
12b	Extender Kit Topside Heavy Duty	PTMAEKHDT	90191	49.9
12c	Extender Kit Flat Return	PTMAEKR	90189	57.1
12d	Extender Kit Flat Return Heavy Duty	PTMAEKHDR	90192	86.4
12e	Extender Kit V Return	PTMAEKVR	90190	76.0
12f	Extender Kit V Return Heavy Duty	PTMAEKHDVR	90193	112.1
-	Center Bearing Kit (incl. 1 ea. Items 7, 8, 9a, and 10a)	MCBK	76025	8.0
-	Center Bearing Kit Heavy Duty (incl. 1 ea. Items 7, 8, 9b, and 10b)	MCBKHD	76026	17.0

*Hardware included

Lead time: 1 working day

Replacement Parts List

PT Max™
Belt Trainer (Mild Steel)



Replacement Parts

REF	DESCRIPTION	BELT WIDTH		ORDERING NUMBER	ITEM CODE	WT. LBS.
		in.	mm			
1	Sensor Roller 2.0* (3" solid roller) (1 ea.)	30-84	750-2100	MSR2	79378	7.0
1a	Sensor Roller Super Duty* (1 ea.)	72-120	1800-3000	MSRSD	74915	9.9
2	Swivel Mount Kit 2.0*	30-84	750-2100	PMSMK2	79380	5.5
2a	Swivel Mount Kit Super Duty*	72-120	1800-3000	PMSMKSD	74917	7.5
3	Adjusting Arm Kit 2.0*	30-60	750-1500	MAK2	79381	7.9
3a	Adjusting Arm Kit Heavy Duty 2.0*	54-84	1350-2100	MAKHD2	79382	14.7
3b	Adjusting Arm Kit Super Duty*	72-120	1800-3000	MAKSD	74920	21.0
4	Frame Arm Set Screw Kit HD (incl. 2 set screws and 2 jam nuts)	30-120	750-3000	MFASKHD	79571	0.8
5	Outer Roller Kit* (incl. 2 rollers, roller thimbles and bolts, nuts and washers)	30-84	750-2100	MORK	74921	2.6
5a	Outer Roller Kit Super Duty* (incl. 2 rollers, roller thimbles and bolts, nuts and washers)	72-120	1800-3000	MORKSD	74922	4.0
6	Center Roller Kit* (incl. 2 rollers, 2 washers, and 2 cotter pins)	30-84	750-2100	MCRK	74923	1.2
6a	Center Roller Kit Super Duty* (incl. 2 rollers, 2 washers, and 2 cotter pins)	72-120	1800-3000	MCRKSD	74924	1.8
7	Center Bearing*	30-84	750-2100	MCB	74925	1.7
7a	Center Bearing Super Duty*	72-120	1800-3000	MCBSD	74926	3.0
8	Center Shaft Spacer Kit (incl. 2 spacers)	30-60	750-1500	MCSK	74927	0.3
8a	Center Shaft Spacer Kit Heavy Duty (incl. 2 spacers)	54-84	1350-2100	MCSKHD	74928	0.5
8b	Center Shaft Spacer Kit Super Duty (incl. 2 spacers)	72-120	1800-3000	MCSKSD	74929	2.4
9	Center Shaft	30-60	750-1500	MCS	74930	4.0
9a	Center Shaft Heavy Duty	54-84	1350-2100	MCSHD	74931	13.0
9b	Center Shaft Super Duty	72-120	1800-3000	MCSSD	74932	14.5
-	Center Bearing Kit (incl. 1 ea. items 6, 7, 8, 9)	30-60	750-1500	MCBK	76025	8.0
-	Center Bearing Kit Heavy Duty (incl. 1 ea. items 6, 7, 8a, 9a)	54-84	1350-2100	MCBKHD	76026	17.0
-	Center Bearing Kit Super Duty (incl. 1 ea. items 6a, 7a, 8b, 9b)	72-120	1800-3000	MCBKSD	76027	19.0

For PT Max Units Shipped after March 17, 2014 ONLY. See below for legacy replacement parts.

*Hardware included Shaded items are made to order.

Lead time: 1 working day

Lead time: 15 working days

Note: All replacement parts offered are common to all three PT Max models: Top Side, Return Side, and V-Return.

Legacy Replacement Parts - For PT Max Units Shipped Prior to March 17, 2014

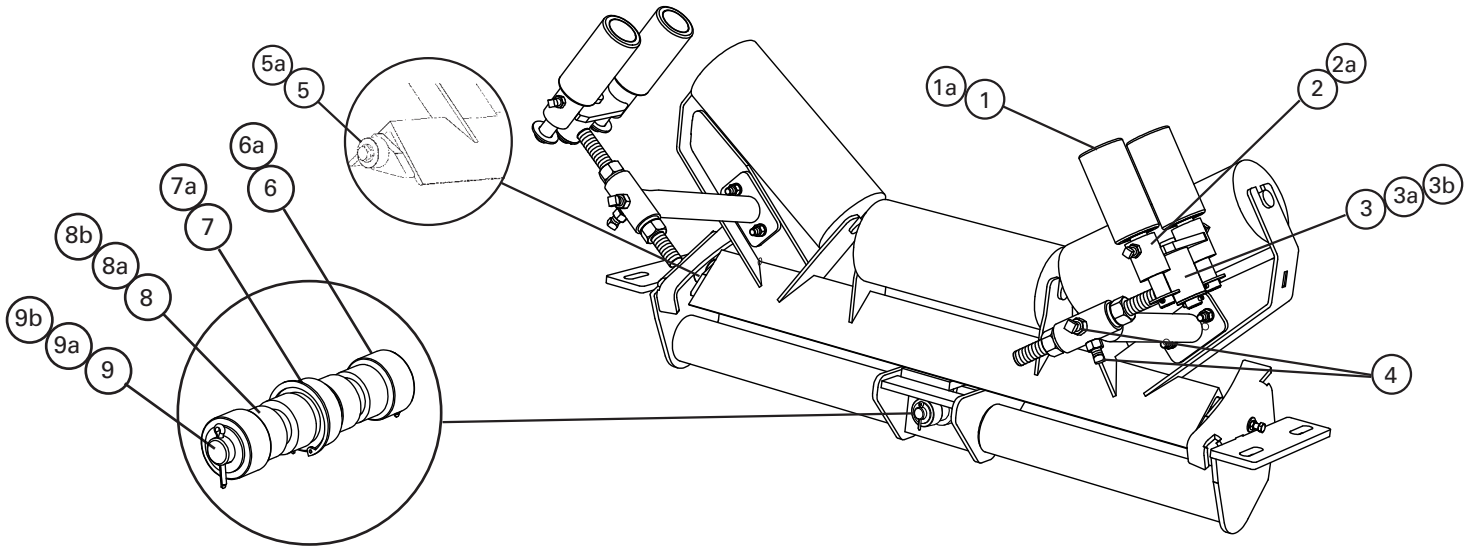
REF	DESCRIPTION	BELT WIDTH		ORDERING NUMBER	ITEM CODE	WT. LBS.
		in.	mm			
L1	Sensor Roller* (3" solid roller) (1 ea.)	30-84	750-2100	MSR	74914	7.0
L2	Swivel Mount Kit*	30-84	750-2100	PMSMK	74916	5.5
L3	Adjusting Arm Kit*	30-60	750-1500	MAK	74918	7.9
L3a	HD Adjusting Arm Kit*	54-84	1350-2100	MAKHD	74919	14.7
L4	Frame Arm Set Screw Kit (incl. 2 set screws and 2 jam nuts)	30-120	750-3000	MFASK	75531	0.8

*Hardware included

Lead time: 1 working day

Replacement Parts List

Stainless Steel PT Max™ Belt Trainer



Replacement Parts

REF	DESCRIPTION	BELT WIDTH		ORDERING NUMBER	ITEM CODE	WT. LBS.
		in.	mm			
1	Sensor Roller 2.0* (3" solid roller) (1 ea.)	30-84	750-2100	MSR2-S/S	90046	7.6
1a	Sensor Roller Super Duty	72-120	1800-3000	MSRSD-S/S	90055	10.7
2	Swivel Mount Kit 2.0*	30-84	750-2100	PMSMK2-S/S	90047	5.9
2a	Swivel Mount Kit Super Duty*	72-120	1800-3000	PMSMKSD-S/S	90056	8.1
3	Adjusting Arm Kit 2.0*	30-60	750-1500	MAK2-S/S	90048	8.5
3a	Adjusting Arm Kit Heavy Duty 2.0*	54-84	1350-2100	MAKHD2-S/S	90049	15.9
3b	Adjusting Arm Kit Super Duty*	72-120	1800-3000	MAKSD-S/S	90057	22.7
4	Frame Arm Set Screw Kit HD (incl. 2 set screws and 2 jam nuts)	30-120	750-3000	MFASKHD-S/S	90050	0.9
5	Outer Roller Kit* (incl. 2 rollers, roller thimbles and bolts, nuts and washers)	30-84	750-2100	MORK	74921	2.6
5a	Outer Roller Kit Super Duty* (incl. 2 rollers, roller thimbles and bolts, nuts and washers)	72-120	1800-3000	MORKSD	74922	4.0
6	Center Roller Kit* (incl. 2 rollers, 2 washers, and 2 cotter pins)	30-84	750-2100	MCRK	74923	1.2
6a	Center Roller Kit Super Duty* (incl. 2 rollers, 2 washers, and 2 cotter pins)	72-120	1800-3000	MCRKSD	74924	1.8
7	Center Bearing*	30-84	750-2100	MCB	74925	1.7
7a	Center Bearing Super Duty*	72-120	1800-3000	MCBSD	74926	3.0
8	Center Shaft Spacer Kit (incl. 2 spacers)	30-60	750-1500	MCSK	74927	0.3
8a	Center Shaft Spacer Kit Heavy Duty (incl. 2 spacers)	54-84	1350-2100	MCSKHD	74928	0.5
8b	Center Shaft Spacer Kit Super Duty (incl. 2 spacers)	72-120	1800-3000	MCSKSD	74929	2.4
9	Center Shaft	30-60	750-1500	MCS	74930	4.0
9a	Center Shaft Heavy Duty	54-84	1350-2100	MCSHD	74931	13.0
9b	Center Shaft Super Duty	72-120	1800-3000	MCSSD	74932	14.5
-	Center Bearing Kit (incl. 1 ea. items 6, 7, 8, 9)	30-60	750-1500	MCBK	76025	8.0
-	Center Bearing Kit Heavy Duty (incl. 1 ea. items 6, 7, 8a, 9a)	54-84	1350-2100	MCBKHD	76026	17.0
-	Center Bearing Kit Super Duty (incl. 1 ea. items 6a, 7a, 8b, 9b)	72-120	1800-3000	MCBKSD	76027	19.0

*Hardware included

Shaded items are made to order.

Lead time: 1 working day

Lead time: 15 working days

Note: All replacement parts offered are common to all three PT Max models: Top Side, Return Side, and V-Return.

Product Ordering Information

Enclosed Skirting

Enclosed Skirting Base Unit

Base unit configuration options: belt width, length, no cover or cover, standard or tangential seal. One Leg Kit included with each Base Unit.

Product Notes:

- Maximum span between support legs is 96" (or 8 ft) and they are to be attached to the conveyor stringer or truss
 - For each run of Enclosed Skirting one additional Leg Kit is required to complete the installation. See Leg Kits on the Replacement Parts page.
- Skirting solutions do not include required skirt rubber; purchase from local Flexco distribution
- Straight skirt wall and tangential skirt wall available for different skirt rubber sealing options
- Product is built and sold to CEMA standards
- Skirt board liners made with AR400 abrasive resistant plate steel



Standard Base Unit

BELT WIDTH		BASE UNIT LENGTH		STANDARD, NO COVER			STANDARD, COVERED		
in.	mm	ft.	mm	ORDERING NUMBER	ITEM CODE	WT. LBS.	ORDERING NUMBER	ITEM CODE	WT. LBS.
24	600	4	1200	ES24-4-SN	91653	176.6	ES24-4-SF	91664	218.4
30	750	4	1200	ES30-4-SN	91654	177.9	ES30-4-SF	91665	227.4
36	900	4	1200	ES36-4-SN	91655	179.3	ES36-4-SF	91666	236.5
42	1050	4	1200	ES42-4-SN	91656	181.9	ES42-4-SF	91667	247.2
48	1200	4	1200	ES48-4-SN	91657	183.3	ES48-4-SF	91668	256.6
54	1350	4	1200	ES54-4-SN	91658	184.6	ES54-4-SF	91669	265.6
60	1500	4	1200	ES60-4-SN	91659	187.3	ES60-4-SF	91670	276.1
66	1650	4	1200	ES66-4-SN	91660	188.6	ES66-4-SF	91671	285.1
72	1800	4	1200	ES72-4-SN	91661	189.9	ES72-4-SF	91672	294.5
84	2100	4	1200	ES84-4-SN	91662	193.9	ES84-4-SF	91673	314.0
96	2400	4	1200	ES96-4-SN	91663	197.9	ES96-4-SF	91674	333.7
24	600	8	2400	ES24-8-SN	91689	318.3	ES24-8-SF	91700	401.8
30	750	8	2400	ES30-8-SN	91690	319.6	ES30-8-SF	91701	418.6
36	900	8	2400	ES36-8-SN	91691	320.9	ES36-8-SF	91702	435.4
42	1050	8	2400	ES42-8-SN	91692	323.6	ES42-8-SF	91703	454.2
48	1200	8	2400	ES48-8-SN	91693	325.0	ES48-8-SF	91704	471.5
54	1350	8	2400	ES54-8-SN	91694	326.3	ES54-8-SF	91705	488.4
60	1500	8	2400	ES60-8-SN	91695	329.0	ES60-8-SF	91706	506.5
66	1650	8	2400	ES66-8-SN	91696	330.3	ES66-8-SF	91707	523.3
72	1800	8	2400	ES72-8-SN	91697	331.6	ES72-8-SF	91708	540.7
84	2100	8	2400	ES84-8-SN	91698	335.6	ES84-8-SF	91709	575.7
96	2400	8	2400	ES96-8-SN	91699	339.6	ES96-8-SF	91710	611.2

Tangential Base Unit

BELT WIDTH		BASE UNIT LENGTH		TANGENTIAL, NO COVER			TANGENTIAL, COVERED		
in.	mm	ft.	mm	ORDERING NUMBER	ITEM CODE	WT. LBS.	ORDERING NUMBER	ITEM CODE	WT. LBS.
24	600	4	1200						
30	750	4	1200						
36	900	4	1200						
42	1050	4	1200						
48	1200	4	1200	ES48-4-TN	91675	225.5	ES48-4-TF	91682	298.8
54	1350	4	1200	ES54-4-TN	91676	226.8	ES54-4-TF	91683	307.9
60	1500	4	1200	ES60-4-TN	91677	229.5	ES60-4-TF	91684	318.3
66	1650	4	1200	ES66-4-TN	91678	230.8	ES66-4-TF	91685	327.4
72	1800	4	1200	ES72-4-TN	91679	232.2	ES72-4-TF	91686	336.7
84	2100	4	1200	ES84-4-TN	91680	236.2	ES84-4-TF	91687	356.2
96	2400	4	1200	ES96-4-TN	91681	240.2	ES96-4-TF	91688	376.0
24	600	8	2400						
30	750	8	2400						
36	900	8	2400						
42	1050	8	2400						
48	1200	8	2400	ES48-8-TN	91711	409.5	ES48-8-TF	91718	556.0
54	1350	8	2400	ES54-8-TN	91712	410.8	ES54-8-TF	91719	572.9
60	1500	8	2400	ES60-8-TN	91713	413.5	ES60-8-TF	91720	591.0
66	1650	8	2400	ES66-8-TN	91714	414.8	ES66-8-TF	91721	607.8
72	1800	8	2400	ES72-8-TN	91715	416.1	ES72-8-TF	91722	625.2
84	2100	8	2400	ES84-8-TN	91716	420.1	ES84-8-TF	91723	660.2
96	2400	8	2400	ES96-8-TN	91717	424.1	ES96-8-TF	91724	695.7

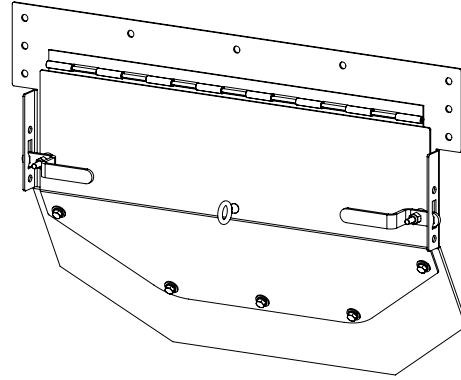
Product Ordering Information

Enclosed Skirting

Rear Seal

Used to enclose the rear of system while providing access into the system.

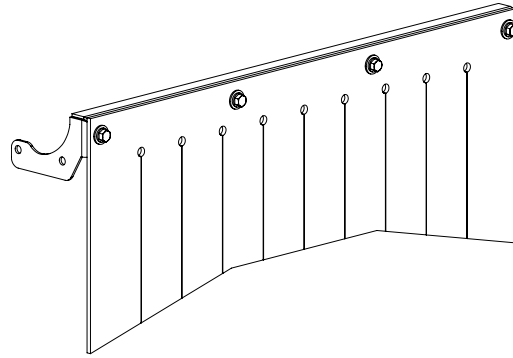
BELT WIDTH		ORDERING NUMBER	ITEM CODE	WT. LBS.
in.	mm			
24	600	RS-24	91725	23.7
30	750	RS-30	91726	28.3
36	900	RS-36	91727	33.0
42	1050	RS-42	91728	38.1
48	1200	RS-48	91729	43.4
54	1350	RS-54	91730	48.6
60	1500	RS-60	91731	54.0
66	1650	RS-66	91732	59.3
72	1800	RS-72	91733	65.0
84	2100	RS-84	91734	78.1
96	2400	RS-96	91735	92.3



Dust Curtain

Can be located every two feet

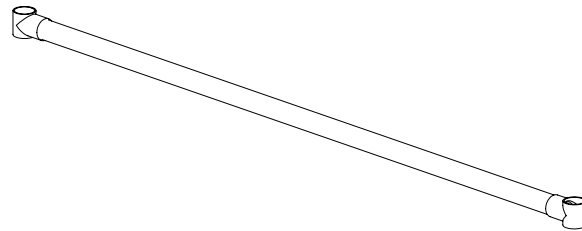
BELT WIDTH		ORDERING NUMBER	ITEM CODE	WT. LBS.
in.	mm			
24	600	DC-24	91736	5.5
30	750	DC-30	91737	6.4
36	900	DC-36	91738	7.2
42	1050	DC-42	91739	8.0
48	1200	DC-48	91740	9.0
54	1350	DC-54	91741	9.6
60	1500	DC-60	91742	10.2
66	1650	DC-66	91743	11.0
72	1800	DC-72	91744	11.5
84	2100	DC-84	91745	12.7
96	2400	DC-96	91746	13.3



Spanners

Can be located every two feet

SPANNER WIDTH		ORDERING NUMBER	ITEM CODE	WT. LBS.
in.	mm			
24	600	SP-24	91747	5.5
30	750	SP-48	91748	10.9
36	900	SP-72	91749	16.2
42	1050	SP-96	91750	21.5



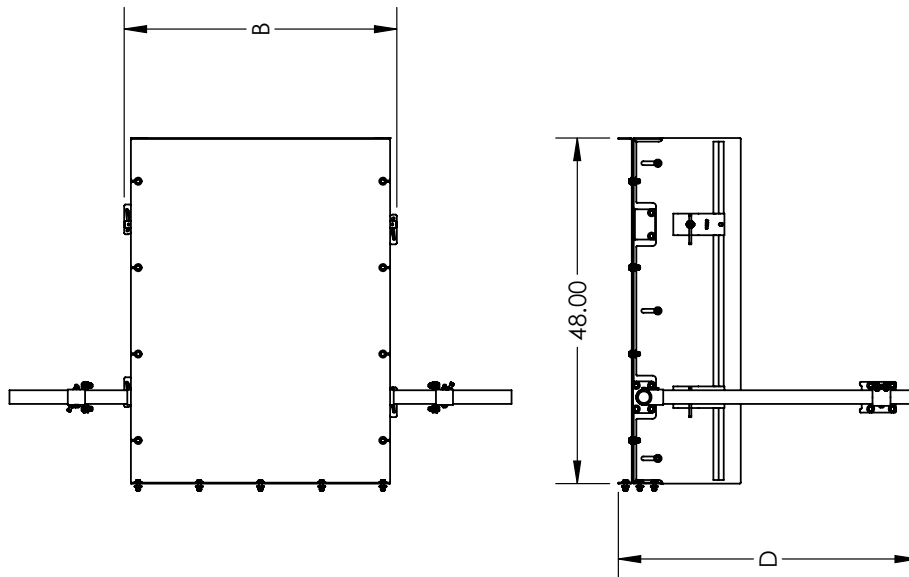
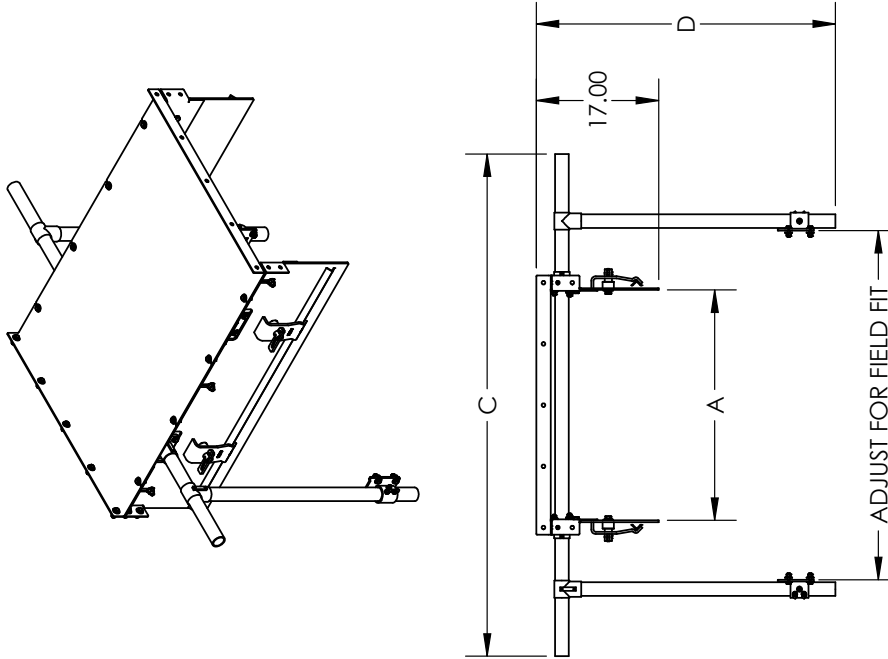
Product Notes:

- Add-on items attach to base unit to provide custom arrangement for your application

Specifications & Guidelines

Enclosed Skirting

4' (1.2 M) Base Unit

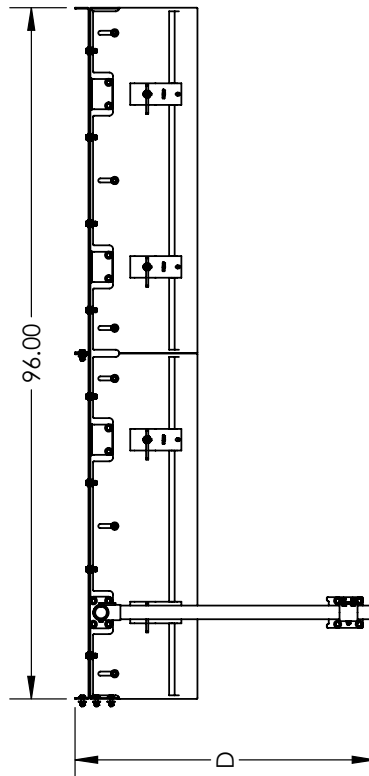
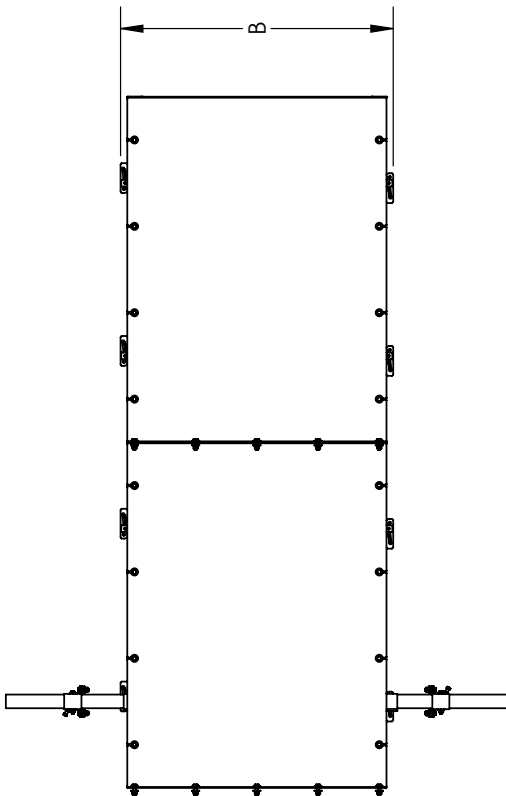
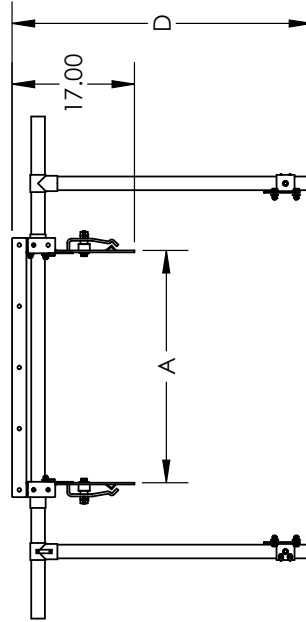
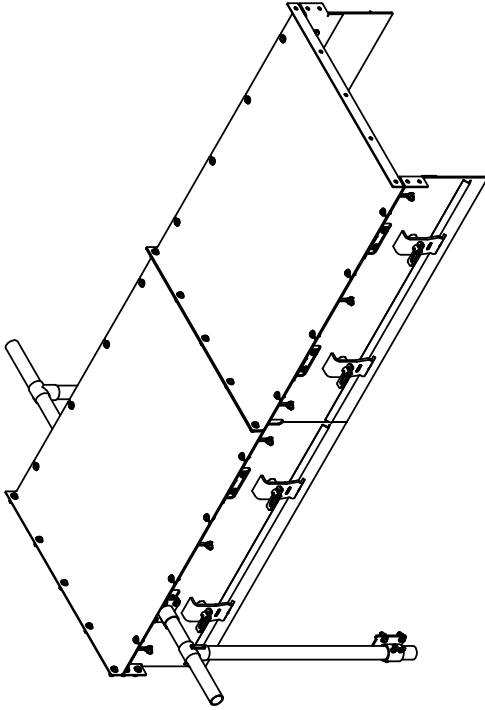


BELT WIDTH (in)	A (in)	B (in)	C (in)	D (in)
24	16	21.9	45.8	38.5
30	20	25.9	51.8	38.5
36	24	29.9	57.8	38.5
42	28	33.9	63.8	41.5
48	32	37.9	69.8	41.5
54	36	41.9	75.8	41.5
60	40	45.9	81.8	44.5
66	44	49.9	87.8	44.5
72	48	53.9	93.8	44.5
84	56	57.9	105.8	47.5
96	64	61.9	117.8	50.5

Specifications & Guidelines

Enclosed Skirting

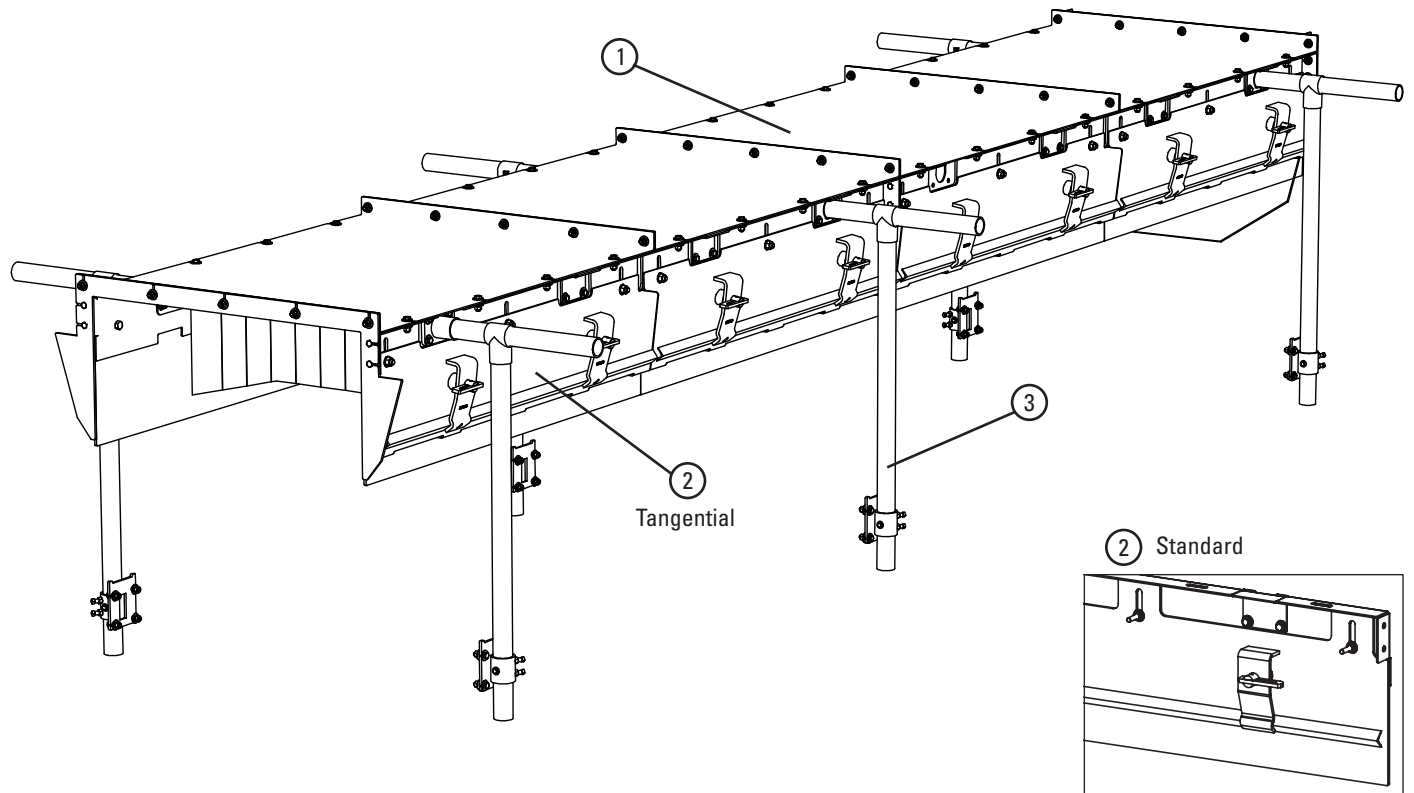
8' (2.4 M) Base Unit



BELT WIDTH (in)	A (in)	B (in)	C (in)	D (in)
24	16	21.9	45.8	38.5
30	20	25.9	51.8	38.5
36	24	29.9	57.8	38.5
42	28	33.9	63.8	41.5
48	32	37.9	69.8	41.5
54	36	41.9	75.8	41.5
60	40	45.9	81.8	44.5
66	44	49.9	87.8	44.5
72	48	53.9	93.8	44.5
84	56	57.9	105.8	47.5
96	64	61.9	117.8	50.5

Replacement Parts

Enclosed Skirting



Replacement Parts

REF	DESCRIPTION	ORDERING NUMBER	ITEM CODE	WT. LBS.
1	24" (600 mm) Cover	SC-24	91751	41.8
	30" (750 mm) Cover	SC-30	91752	49.5
	36" (900 mm) Cover	SC-36	91753	57.3
	42" (1050 mm) Cover	SC-42	91754	65.3
	48" (1200 mm) Cover	SC-48	91755	73.3
	54" (1350 mm) Cover	SC-54	91756	81.0
	60" (1500 mm) Cover	SC-60	91757	88.8
	66" (1650 mm) Cover	SC-66	91758	96.5
	72" (1800 mm) Cover	SC-72	91759	104.6
	84" (2100 mm) Cover	SC-84	91760	120.0
2	Standard AR400 Wear Plate*	SL-48	91841	45.4
	Tangential AR400 Wear Plate*	TL-48	91842	45.6
3	24" (600 mm) Leg Kit**	LA-24	91762	36.0
	30" (750 mm) Leg Kit**	LA-30	91763	37.4
	36" (900 mm) Leg Kit**	LA-36	91764	38.7
	42" (1050 mm) Leg Kit**	LA-42	91765	41.4
	48" (1200 mm) Leg Kit**	LA-48	91766	42.7
	54" (1350 mm) Leg Kit**	LA-54	91835	44.0
	60" (1500 mm) Leg Kit**	LA-60	91836	46.7
	66" (1650 mm) Leg Kit**	LA-66	91837	48.0
	72" (1800 mm) Leg Kit**	LA-72	91838	49.4
	84" (2100 mm) Leg Kit**	LA-84	91839	53.4
	96" (2400 mm) Leg Kit**	LA-96	91840	57.4

Hardware Included

*Item is single plate; two plates are required for every 4' (1200 mm) base unit and four plates are required for every 8' (2400 mm) base unit

**Kit includes 2 vertical legs, 1 crossmember, joints/mounts, and hardware

Lead time: 4 to 6 weeks

Product Ordering Information

Standard Urethane Skirting

Standard Urethane Skirting with 35° Chamfer - 25' (7.6 m)

Height		Thickness		Length		ORDERING NUMBER	ITEM CODE	WT. LBS.
in	mm	in	mm	ft	m			
4	100	3/8	10	25	7.6	SKPU-4X3/8X25	91288	21.2
4	100	1/2	12	25	7.6	SKPU-4X1/2X25	91289	28.2
4	100	5/8	16	25	7.6	SKPU-4X5/8X25	91290	35.3
4	100	3/4	19	25	7.6	SKPU-4X3/4X25	91291	42.3
4	100	1	25	25	7.6	SKPU-4X1X25	91292	56.4
6	150	3/8	10	25	7.6	SKPU-6X3/8X25	91298	31.7
6	150	1/2	12	25	7.6	SKPU-6X1/2X25	90283	42.3
6	150	5/8	16	25	7.6	SKPU-6X5/8X25	91299	52.9
6	150	3/4	19	25	7.6	SKPU-6X3/4X25	90284	63.5
6	150	1	25	25	7.6	SKPU-6X1X25	91300	84.6
8	200	3/8	10	25	7.6	SKPU-8X3/8X25	91304	42.3
8	200	1/2	12	25	7.6	SKPU-8X1/2X25	90285	56.4
8	200	5/8	16	25	7.6	SKPU-8X5/8X25	91305	70.5
8	200	3/4	19	25	7.6	SKPU-8X3/4X25	90286	84.6
8	200	1	25	25	7.6	SKPU-8X1X25	91306	112.8
10	250	3/8	10	25	7.6	SKPU-10X3/8X25	91310	52.9
10	250	1/2	12	25	7.6	SKPU-10X1/2X25	91311	70.5
10	250	5/8	16	25	7.6	SKPU-10X5/8X25	91312	88.1
10	250	3/4	19	25	7.6	SKPU-10X3/4X25	91313	105.8
10	250	1	25	25	7.6	SKPU-10X1X25	91314	141.0
12	300	3/8	10	25	7.6	SKPU-12X3/8X25	91320	63.5
12	300	1/2	12	25	7.6	SKPU-12X1/2X25	91321	84.6
12	300	5/8	16	25	7.6	SKPU-12X5/8X25	91322	105.8
12	300	3/4	19	25	7.6	SKPU-12X3/4X25	91323	126.9
12	300	1	25	25	7.6	SKPU-12X1X25	91324	169.2

Price Per Inch for reference only; skirting is available standard in 25' (15.2M) lengths.

Shaded items are made to order; 1-2 week lead time



Standard Urethane Skirting with 35° Chamfer - 50' (15.2 m)

Height		Thickness		Length		ORDERING NUMBER	ITEM CODE	WT. LBS.
in	mm	in	mm	ft	m			
4	100	3/8	10	50	15.2	SKPU-4X3/8X50	91293	42.3
4	100	1/2	12	50	15.2	SKPU-4X1/2X50	91294	56.4
4	100	5/8	16	50	15.2	SKPU-4X5/8X50	91295	70.5
4	100	3/4	19	50	15.2	SKPU-4X3/4X50	91296	84.6
4	100	1	25	50	15.2	SKPU-4X1X50	91297	112.8
6	150	3/8	10	50	15.2	SKPU-6X3/8X50	91301	63.5
6	150	1/2	12	50	15.2	SKPU-6X1/2X50	91222	84.6
6	150	5/8	16	50	15.2	SKPU-6X5/8X50	91302	105.8
6	150	3/4	19	50	15.2	SKPU-6X3/4X50	91223	126.9
6	150	1	25	50	15.2	SKPU-6X1X50	91303	169.2
8	200	3/8	10	50	15.2	SKPU-8X3/8X50	91307	84.6
8	200	1/2	12	50	15.2	SKPU-8X1/2X50	91224	112.8
8	200	5/8	16	50	15.2	SKPU-8X5/8X50	91308	141.0
8	200	3/4	19	50	15.2	SKPU-8X3/4X50	91225	169.2
8	200	1	25	50	15.2	SKPU-8X1X50	91309	225.6
10	250	3/8	10	50	15.2	SKPU-10X3/8X50	91315	105.8
10	250	1/2	12	50	15.2	SKPU-10X1/2X50	91316	141.0
10	250	5/8	16	50	15.2	SKPU-10X5/8X50	91317	176.3
10	250	3/4	19	50	15.2	SKPU-10X3/4X50	91318	211.5
10	250	1	25	50	15.2	SKPU-10X1X50	91319	282.0
12	300	3/8	10	50	15.2	SKPU-12X3/8X50	91325	126.9
12	300	1/2	12	50	15.2	SKPU-12X1/2X50	91326	169.2
12	300	5/8	16	50	15.2	SKPU-12X5/8X50	91327	211.5
12	300	3/4	19	50	15.2	SKPU-12X3/4X50	91328	253.8
12	300	1	25	50	15.2	SKPU-12X1X50	91329	338.4

Price Per Inch for reference only; skirting is available standard in 25' (15.2M) lengths.

Shaded items are made to order; 1-2 week lead time

Product Notes:

- Urethane skirting offers a more wear-resistant material than typical rubber, often providing as much as 3-4 times the wear life in similar applications. The lower coefficient of friction reduces strain on the system.
- Works with Flexco series of skirt clamps that offer simple serviceability: RMC1/PAL-Pak, Flex-Lok, and Flex-Seal.
- Uses soft durometer (65A) urethane with exceptional tear resistance to ensure a good seal and long belt life.
- 25' (7.6M) roll size ensures easy transportation, while the 35° chamfer eliminates the typical skirting break-in period.
- Suitable for most applications: single direction or reversing belts, wet or dry conditions, old or new belts, vulcanized or mechanically-spliced systems.
- Rated for temperatures from -20°F to 180°F (-30°C to 82°C).

Product Ordering Information

Dual Seal Polyurethane Skirting


Dual Seal Polyurethane Skirting

Height		Thickness		Length		CHAMFER	ORDERING NUMBER	ITEM CODE	WT. LBS.
in	mm	in	mm	ft	m				
6	150	1/2	12	25	7.6	35°	SKPU-DUAL-6X1/2X25	91400	47.0
6	150	3/4	20				SKPU-DUAL-6X3/4X25	91401	67.8
8	200	1/2	12				SKPU-DUAL-8X1/2X25	91402	60.5
8	200	3/4	20				SKPU-DUAL-8X3/4X25	91403	88.1
6	150	1/2	12	50	15.2		SKPU-DUAL-6X1/2X50	91404	94.0
6	150	3/4	20				SKPU-DUAL-6X3/4X50	91405	135.5
8	200	1/2	12				SKPU-DUAL-8X1/2X50	91406	121.0
8	200	3/4	20				SKPU-DUAL-8X3/4X50	91407	176.1

Price Per Inch for reference only; skirting is available standard in 25' (7.6m) lengths.

Lead time: 1 working day

Shaded items are made to order; 1 week lead time



Product Notes:

- Secondary seal provides a floating contact area behind the main slab to prevent spillage.
- Polyurethane skirting offers a more wear-resistant material than typical rubber, often providing as much as 3-4 times the wear life in similar applications.
The lower coefficient of friction reduces strain on the system.
- Works with Flexco series of skirt clamps that offer simple serviceability: RMC1/PAL-Pak, Flex-Lok™, and Flex-Seal™.
- Uses soft durometer (65A) polyurethane with exceptional tear resistance to ensure a good seal and long belt life.
- 25' (7.6m) roll size ensures easy transportation, while the 35° chamfer eliminates the typical skirting break-in period.
- Suitable for most applications: single direction or reversing belts, wet or dry conditions, old or new belts, vulcanized or mechanically-spliced systems.
- Rated for temperatures from -20°F to 180°F (-30°C to 82°C).


Product Ordering Information

RMC1 Skirt Clamps

RMC1 Skirt Clamps*

DESCRIPTION	ORDERING NUMBER	ITEM CODE	WT. LBS.
Skirt Clamp	RMC1	75817	11.6
LS Skirt Clamp	RMC1-LS	75834	10.4
Skirt Clamp 50 Pack	RMC1-50	75833	580.0

*Includes two clamp plates (Standard or LS - Limited Space), two clamp pins, and one 4' (1.2M) clamp bar.
Skirt board and rubber not included.
Skirt Rubber Thickness Range: 5/16" to 3/4" (8mm to 19mm).
Lead time: 1 working day



RMC1 Skirt Clamp (Standard)



Anti-Vibration Clamp Pins

PAL PAKs

The Pick-A-Length (PAL) PAK contains 2 clamp plates and 2 clamp pins.
You supply the clamp bar (1" x 1" x 1/8" angle) to your required length.

PAL PAKS PER SYSTEM LENGTH					
Skirting System Length	1' - 4' (0.3-1.2M)	5' - 8' (1.5-2.4M)	9' - 12' (2.8-3.8M)	13' - 16' (4.0-4.9M)	17' - 20' (5.2-6.1M)
PAL PAKs Needed	1	2	3	4	5

DESCRIPTION	ORDERING NUMBER	ITEM CODE	WT. LBS.
PAL PAK	RMC1-PP	75832	6.6
LS PAL PAK	RMC1-LSPP	75836	5.4
Bolt-On PAL PAK	RMC1-BPP	76415	6.5
Bolt-On LS PAL PAK	RMC1-LSBPP	76538	5.3

Lead time: 1 working day



PAL PAK (Standard)




Bolt-On PAL PAK (Standard)

Replacement Parts

DESCRIPTION	ORDERING NUMBER	ITEM CODE	WT. LBS.
Clamp Pin	RMC1-CP	75819	1.1
Bolt-On Clamp Pin	RMC1-BCP	76414	1.0
Clamp Plate	RMC1-PL	75821	2.1
LS Clamp Plate	RMC1LS-PL	75835	1.5
Clamp Bar	RMC1-CB	75820	4.0

Lead time: 1 working day



Product Notes:

- Solves material spillage problems in the conveyor loading zone.
- Stops material loss, eliminates safety hazards, and reduces wear on conveyor components.
- LS (Limited Space) model for restricted space areas and for portable equipment.
- Pick-A-Length (PAL) PAK option for special or longer length requirements.
- Bolt-on Clamp Pins eliminate welding on applications where sparking can be a safety hazard.
- Anti-Vibration (standard) Clamp Pin stays locked even in applications with severe vibration.

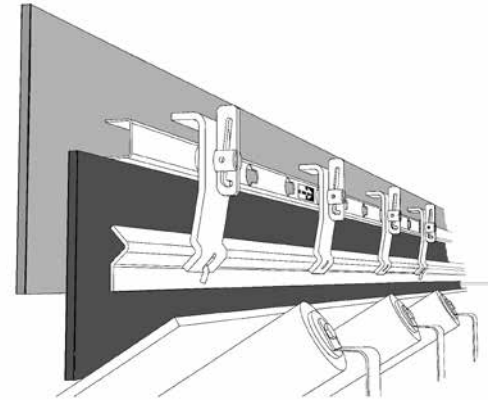
Product Ordering Information

Flex-Lok™ Skirt Clamp

One Skirt Clamp includes one 6' (1.8M) clamp runner, 4 clamp plates, 4 clamp pins and one 6' (1.8M) restraining bar. Skirt board and rubber not included.

DESCRIPTION	ORDERING NUMBER	ITEM CODE	WT. LBS.
Skirt Clamp	FLSC-I	71052	31.1
Skirt Clamp 50 Pack	FLSC-I-50	71054	1,555.0
REPLACEMENT PARTS			
Clamp Runner - 6 ft. (1.8M)	FL-RPI	71058	7.3
Clamp Plate	FL-PC-I	71057	2.1
Clamp Pin	FL-CP-I	71141	1.9
Restraining Bar - 6 ft. (1.8M)	FL-RBI	71060	11.3

Skirt Rubber Thickness Range: 5/16" to 1" (8 - 25mm)
Lead time: 1 working day



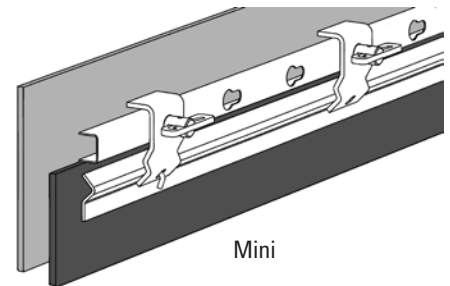
Standard

Mini Flex-Lok™ Skirt Clamp


One Mini Skirt Clamp includes one 6' (1.8M) clamp runner, 3 mini clamp plates, 3 clamp pins and one 6' (1.8M) restraining bar. Skirt board and rubber not included.

DESCRIPTION	ORDERING NUMBER	ITEM CODE	WT. LBS.
Mini Skirt Clamp	FLSCM-I	71055	27.6
Mini Skirt Clamp 50 Pack	FLSCM-I-50	71100	1,380.0
REPLACEMENT PARTS			
Clamp Runner - 6 ft. (1.8M)	FL-RPI	71058	7.3
Mini Clamp Plate	FLM-PC	71140	1.5
Clamp Pin	FL-CP-I	71141	1.9
Restraining Bar - 6 ft. (1.8M)	FL-RBI	71060	11.3

Skirt Rubber Thickness Range: 5/16" to 5/8" (8 - 16mm)
Lead time: 1 working day



Mini



Mini Standard

Two models are available to fit your conveyor requirements.

Stainless Steel* Flex-Lok™ Skirt Clamp

One SS Skirt Clamp includes one 6' (1.8M) clamp runner, 4 clamp plates, 4 clamp pins and one 6' (1.8M) restraining bar.

DESCRIPTION	ORDERING NUMBER	ITEM CODE	WT. LBS.
SS Skirt Clamp	FLSC-ISS	75778	25.0
REPLACEMENT PARTS			
SS Clamp Plate	FL-PC-ISS	71168	1.9
Clamp Pin	FL-CP-ISS	71164	1.9

Lead time: 1 working day



Anti-Vibration Clamp Pins (Standard)

SERVICE MAINTENANCE

- Inspection – Periodically inspect the clearance between the skirt rubber and the belt. If this gap is more than 1/4" (6mm) or if excessive fines are escaping, readjust the skirt rubber.
- Adjustment – Unlock the wedges on the clamp pins and slide the skirt rubber down to the belt. Relock the clamp pins.

TROUBLESHOOTING

Problem: Skirt rubber slips out of skirt clamp.

Solution: 1. Check to insure wedges in clamp pins are locked.

2. Check skirt rubber position. Skirt rubber must not fold and lie on top of belt.

Product Ordering Information

**Flex-Seal™
Skirt System**

Flex-Seal™ Skirt System*

DESCRIPTION	ORDERING NUMBER	ITEM CODE	WT. LBS.
Flex-Seal Skirt System	RMC2-FS1	76558	29.5
Flex-Seal Skirt System 50 Pack	RMC2-FS-50	77330	1,475.0

*Includes angle plate, one Bolt-On PAL PAK, and one 4' (1.2M) clamp bar.
Skirt board and rubber not included.
Skirt Rubber Thickness Range: 5/16" to 3/4" (8mm to 19mm).
Lead time: 1 working day



Replacement Parts

DESCRIPTION	ORDERING NUMBER	ITEM CODE	WT. LBS.
Angle Plate	RMC2-FSAPK	76559	19.0
Bolt-On PAL PAK*	RMC1-BPP	76415	6.5
Clamp Bar	RMC1-CB	75820	4.0

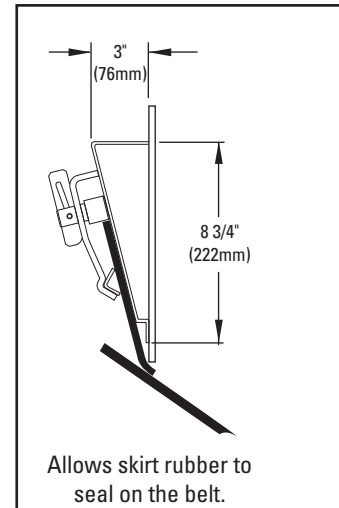
*Includes two bolt-on clamp pins and two clamp plates.
Lead time: 1 working day



Bolt-On PAL PAK

Specifications

SKIRT RUBBER WIDTH AND THICKNESS RANGE	
Width Required	6" (150mm)
Thickness Range	5/16" - 3/4" (8 - 19mm)



Product Notes:

- Solves material spillage problems in the conveyor loading zone.
- Stops material loss, eliminates safety hazards, and reduces wear on conveyor components.
- Anti-Vibration (standard) Clamp Pin with serrated wedge stays locked even in applications with severe vibration.

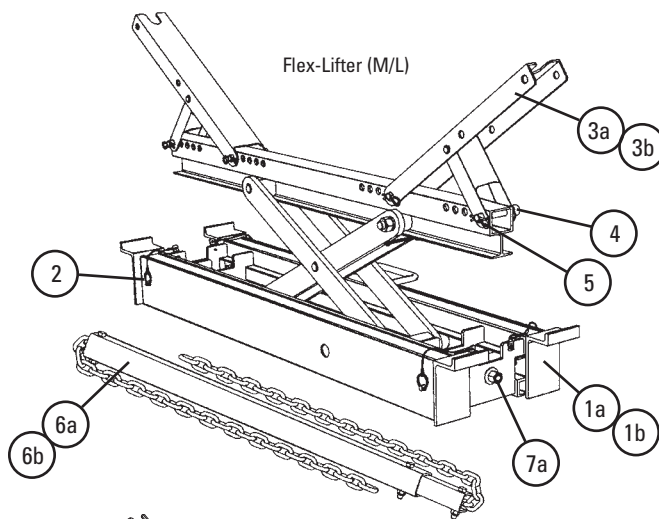
Product Ordering Information

Flex-Lifter™ Conveyor Belt Lifter

Easy and safe way to lift tensioned belts so mechanical splicing or other maintenance work can be done.

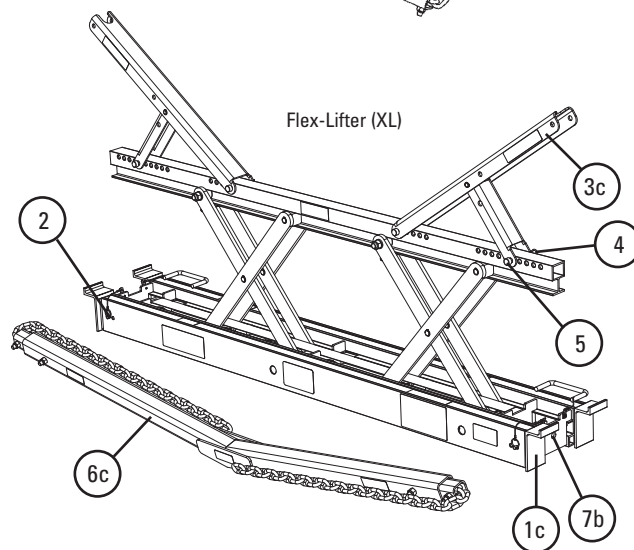
DESCRIPTION	ORDERING NUMBER	ITEM CODE	WT. LBS.
Medium Flex-Lifter 36" – 60" (900 – 1500 mm) incl. return bar	FL-M	76469	91.0
Large Flex-Lifter 48" – 72" (1200 – 1800 mm) incl. return bar	FL-L	76470	128.0
XL Flex-Lifter 72" – 96" (1800 – 2400 mm) does not incl. return bar	FL-XL	76983	128.0
Flex-Lifter Cart	FLCK	77729	20.0

Lifts troughed or flat belts.
Lead time: 1 working day



Replacement Parts

REF	DESCRIPTION	ORDERING NUMBER	ITEM CODE	WT. LBS.
1a	Extension Leg – Medium	FLEL-M	76472	3.1
1b	Extension Leg – Large	FLEL-L	76473	3.7
1c	Extension Leg Kit – XL (includes 2 ext. legs)	FLELK-XL	76986	13.0
2	Extension Leg Pin (with lanyard)	FLELP	76474	0.1
3a	Trough Wing – Medium (with brace)	FTW-M	76476	1.2
3b	Trough Wing – Large (with brace)	FTW-L	76477	1.5
3c	Trough Wing – XL (with brace)	FTW-XL	76985	4.2
4	Retainer Pin Pack (includes 4 pins)	FLRP	76478	1.0
5	Retainer Clip Pack (includes 4 clips)	FLCP	76479	0.1
6a	Return Lift Bar – Medium	FLRLB-M	76482	25.0
6b	Return Lift Bar – Large	FLRLB-L	76481	50.0
6c	V-Return Lift Bar – XL	FLVRL-XL	76984	63.0
7a	Shear Pin Kits – Medium/Large	FL-PKIT-ML	77250	0.3
7b	Shear Pin Kits – XL	FL-PKIT-XL	77251	0.5

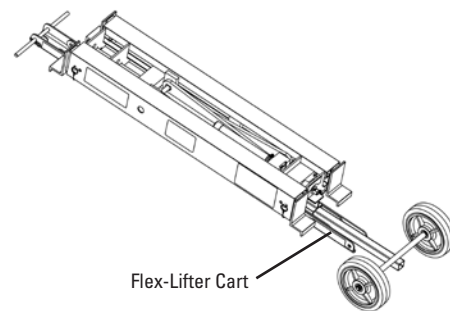


Safe Lifting Capacity

Height		Max. Weight			
		Medium/Large		XL	
in.	mm	lbs.	kg.	lbs.	kg.
0-1	0-25	500	225	1100	500
1-2	25-50	1000	450	1800	815
2-3	50-75	1500	675	2500	1140
3-4	75-100	2000	900	3200	1450
4-5	100-125	2500	1150	3700	1680
5-6	125-150	3000	1350	4600	2090
6-7	150-175	3500	1600	5300	2400
>7	>175	4000	1800	6000	2725

Aluminum Content Flex-Lifter

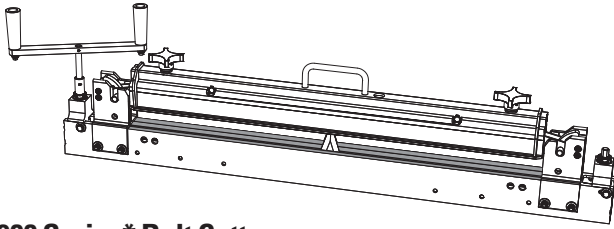
ALUMINUM ALLOY TYPE	PERCENT	
	Mg Magnesium	Ti Titanium
4043	0.05%	0.2%
5356	5.5%	0.2%
6005	0.6%	0.1%
6061	1.0%	0.0%
6063	0.7%	0.0%
7075	2.5%	0.0%



U.S. Patent No. 7,810,788

Product Ordering Information

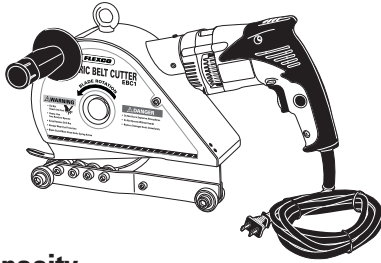
Flexco® Belt Maintenance Tools Belt Cutters and Clamps



900 Series* Belt Cutter

DESCRIPTION	BELT WIDTH		ORDERING NUMBER	ITEM CODE	WT. LBS.
	in.	mm			
Cutter Complete for belts up to 1.5" (38 mm)	24	600	900924	04200	34.0
	36	900	900936	04143	39.4
	48	1200	900948	04144	48.0
	60	1500	900960	04145	54.0
	72	1800	900972	04146	60.3
* Patent Pending	84	2130	900984	04147	86.0
Replacement Blade Kit			900CBK	04149	0.15
Drive Handle Assembly				04140	2.0

Lead time: 1 working day



Cutting Capacity

BELT TYPE	EBC1/CEBC1		EBC2/CEBC2	
	Imperial	Metric	Imperial	Metric
Rubber	Up to 1"	Up to 25 mm	Up to 2"	Up to 50 mm
PVC	Up to 360 PIW	Up to 630 EP	Up to 1140 PIW	Up to 2000 EP

Far-Pul™ HD® Belt Clamps

Load Capacity up to 3 tons (2.7 metric tons) when used with two 1-1/2 ton (1.4 metric ton) come-alongs.

DESCRIPTION	BELT WIDTH		ORDERING NUMBER	ITEM CODE	WT. LBS.
	in.	mm			
Belt Clamp Complete includes: 4 Belt Clamp Bars and 4 Belt Clamp Scissors	Up to 30	Up to 750	LSHD30	30393	79.0
	Up to 36	Up to 900	LSHD36	30394	87.0
	Up to 42	Up to 1050	LSHD42	30395	91.0
	Up to 48	Up to 1200	LSHD48	30396	98.0
	Up to 54	Up to 1350	LSHD54	30397	103.0
	Up to 60	Up to 1500	LSHD60	30398	110.0
	Up to 72	Up to 1800	LSHD72	30399	121.0
30" Belt Clamp Bar Set*	Up to 30	Up to 750	LSHDB30-2	30418	20.0
36" Belt Clamp Bar Set*	Up to 36	Up to 900	LSHDB36-2	30414	23.0
42" Belt Clamp Bar Set*	Up to 42	Up to 1050	LSHDB42-2	30421	26.0
48" Belt Clamp Bar Set*	Up to 48	Up to 1200	LSHDB48-2	30423	30.0
54" Belt Clamp Bar Set*	Up to 54	Up to 1350	LSHDB54-2	30424	33.0
60" Belt Clamp Bar Set*	Up to 60	Up to 1500	LSHDB60-2	30430	36.0
72" Belt Clamp Bar Set*	Up to 72	Up to 1800	LSHDB72-2	30408	40.0
Steel Belt Clamp Scissor - Each			LSHDS	30392	10.5
Belt Locator Pin - includes Washer and Locking Nut			LSHDLP	30400	.15
Retaining Pin Kit			LSHD-RPK	30390	2.0
Clamp Bar Screw			LSHDCBS	30373	1.0

*Includes 2 Bars per Set
Lead time: 1 working day

Shaded items are made to order.
Lead time: 5 working days

Aluminum Content 900 Series Belt Cutter


ALUMINUM ALLOY TYPE	PERCENT	
	Mg Magnesium	Ti Titanium
6005	0.6%	0.1%
6061	1.0%	0.0%
7075	2.5%	0.0%

Electric Belt Cutter

DESCRIPTION	ORDERING NUMBER	ITEM CODE	WT. LBS.
Electric Belt Cutter (for belts up to 1" thick)	EBC1	30001	29.5
Electric Belt Cutter (for belts up to 2" thick)	EBC2	30002	40.0
Replacement Blade for EBC1	EBC1-B	30003	2.0
Replacement Blade for EBC2	EBC2-B	30004	2.8
Replacement Electric Hammer Drill for EBC1	EBC1-DR	30005	7.5
Replacement Electric Hammer Drill for EBC2	EBC2-DR	30006	12.1
Replacement Eyebolt for EBC1 & EBC2	EBC-EB	30007	.9
Replacement Handle for EBC1 & EBC2	EBC-H	30008	.4

Cordless Electric Belt Cutter

DESCRIPTION	ORDERING NUMBER	ITEM CODE	WT. LBS.
Cordless Electric Belt Cutter (for belts up to 1" thick)	CEBC1	30018	29.0
Cordless Electric Belt Cutter (for belts up to 2" thick)	CEBC2	30019	39.5



Aluminum Content Far-Pul™ HD®

ALUMINUM ALLOY TYPE	PERCENT	
	Mg Magnesium	Ti Titanium
6061	1.0%	0.0%

Product Ordering Information

Flex-Lag® Light Duty Rubber**

PATTERN	THICKNESS		LENGTH		MATERIAL	ORDERING NUMBER	ITEM CODE
	in.	mm	ft.	m			
Light Duty	.3	7.5	11	3.3	SBR	7.5NLD3.3/11	71077
Light Duty	.3	7.5	11	3.3	Nitrile	7.5WLD3.3/11	71076

Flex-Lag® Roll Lagging - SBR Rubber**

PATTERN	THICKNESS		LENGTH		ORDERING NUMBER	ITEM CODE
	in.	mm	ft.	m		
Diamond	3/8	10	21	6.5	10ND6.5/21	71002
Diamond	1/2	12	21	6.5	12ND6.5/21	71004
Diamond	5/8	15	21	6.5	15ND6.5/21	71006
Diamond	3/4	20	21	6.5	20ND6.5/21	71008
Diamond	1	25	21	6.5	25ND6.5/21	71152
Plain	3/8	10	21	6.5	10NP6.5/21	71010
Plain	1/2	12	21	6.5	12NP6.5/21	71012
Plain	5/8	15	21	6.5	15NP6.5/21	71017
Plain	3/4	20	21	6.5	20NP6.5/21	71021
Plain	1	25	21	6.5	25NP6.5/21	71163
Diamond Ceramic	1/2	12	21	6.5	12NDC6.5/21	71155
Medium Ceramic	5/8	15	21	6.5	CLMN6.5/21-15	62216

Flex-Lag® Roll Lagging - FRAS Rubber**

PATTERN	THICKNESS		LENGTH		ORDERING NUMBER	ITEM CODE
	in.	mm	ft.	m		
Diamond	3/8	10	21	6.5	10FRD6.5/21	71014
Diamond	1/2	12	21	6.5	12FRD6.5/21	71016
Diamond	5/8	15	21	6.5	15FRD6.5/21	71018
Diamond	3/4	20	21	6.5	20FRD6.5/21	71019
Plain	3/8	10	21	6.5	10FRP6.5/21	71020
Plain	1/2	12	21	6.5	12FRP6.5/21	71022
Plain	5/8	15	21	6.5	15FRP6.5/21	71015
Plain	3/4	20	21	6.5	20FRP6.5/21	72129
Diamond Ceramic	1/2	12	21	6.5	12FRDC6.5/21	71159
Medium Ceramic	5/8	15	21	6.5	CLMFR6.5/21-15	61319

FRAS (Fire Resistant Anti Static) MSHA Certification # - MSHA NO. IC-190

Ordering Number Key: **N** - SBR, **FR** - FRAS, **P** - Plain, **D** - Diamond, **DC** - Diamond Ceramic, **LD** - Light Duty

Strip Selection Chart

Pulley Diameter		Strips Req'd	Pulley Diameter		Strips Req'd
in.	mm		in.	mm	
12.6-15.0	320-381	6	42.6-45.0	1083-1145	18
15.1-17.5	382-445	7	45.1-47.5	1146-1210	19
17.6-20.0	446-510	8	47.6-50.1	1211-1273	20
20.1-22.5	511-573	9	50.2-52.6	1274-1336	21
22.6-25.0	574-636	10	52.7-55.1	1337-1400	22
25.1-27.5	637-700	11	55.2-57.6	1403-1463	23
27.6-30.0	701-764	12	57.7-60.1	1466-1527	24
30.1-32.5	765-827	13	60.2-62.6	1529-1590	25
32.6-35.0	828-891	14	62.7-65.1	1593-1654	26
35.1-37.5	892-955	15	65.2-67.6	1656-1717	27
37.6-40.0	956-1018	16	67.7-70.1	1720-1781	28
40.1-42.5	1019-1082	17	70.2-72.6	1783-1844	29

Strips = Pulley Diameter (in) x 3.14 ÷ 8, then round up.

Rolls = $\frac{\text{Strips} \times (\text{Face Width} + 4")}{A \text{ or } B}$


A = Light Duty = 132"; B = All Others = 252"

* For Flex-Lag® Light Duty Rubber all material is 8" (200mm) wide and 10.8' (3.3M) rolls.

** For Flex-Lag® Natural Rubber and Flame-Resistant Rubber, all material is 8" (200mm) wide in 21' (6.5M) rolls.

Shaded items are made to order.
Lead time: 8 -10 weeks


Light Duty Lagging



Diamond Ceramic Lagging



Diamond Grooved Lagging



Plain Grooved Lagging



Specifications:

Temperature Rating

5°F to 185° F (-15° C to 85° C)

Rubber Compound

SBR (Styrene-Butadiene-Rubber)

Rubber Hardness

68 ± 3 Shore A

Ceramic Compound (Diamond Ceramic Lagging)

Aluminum Oxide (Al₂O₃)

Ceramic Hardness (Diamond Ceramic Lagging)


83 HRA Rockwell Hardness Scale A

Product Ordering Information

Flex-Lag®
Medium Ceramic Pulley Lagging

Flex-Lag® Medium Ceramic Lagging - SBR Rubber

THICKNESS		BELT WIDTH		CERAMIC LENGTH		STRIP LENGTH		DIMPLED TILE		SMOOTH TILE	
in.	mm	in.	mm	in.	mm	in.	mm	ORDERING NUMBER	ITEM CODE	ORDERING NUMBER	ITEM CODE
5/8	15	18	450	18 5/8	474	35	880	CLMN450/18-15	61294	CLMN450/18-15S	62052
		24	600	24 5/8	626	41	1032	CLMN600/24-15	61295	CLMN600/24-15S	62053
		30	750	30 5/8	779	47	1185	CLMN750/30-15	61296	CLMN750/30-15S	62054
		36	900	36 5/8	931	53	1337	CLMN900/36-15	61297	CLMN900/36-15S	62055
		42	1050	42 5/8	1082	59	1488	CLMN1050/42-15	61298	CLMN1050/42-15S	62056
		48	1200	48 5/8	1235	65	1641	CLMN1200/48-15	61299	CLMN1200/48-15S	62057
		54	1350	54 5/8	1388	71	1794	CLMN1350/54-15	61300	CLMN1350/54-15S	62058
		60	1500	60 5/8	1541	77	1947	CLMN1500/60-15	61301	CLMN1500/60-15S	62059
		72	1800	72 5/8	1842	89	2248	CLMN1800/72-15	61302	CLMN1800/72-15S	62060
84	2100	84 7/8	2155	101	2561	CLMN2100/84-15	61303	CLMN2100/84-15S	62061		



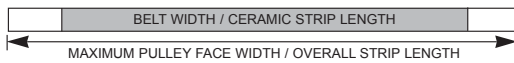
Flex-Lag® Medium Ceramic Lagging - FRAS Rubber

THICKNESS		BELT WIDTH		CERAMIC LENGTH		STRIP LENGTH		DIMPLED TILE		SMOOTH TILE	
in.	mm	in.	mm	in.	mm	in.	mm	ORDERING NUMBER	ITEM CODE	ORDERING NUMBER	ITEM CODE
5/8	15	18	450	18 5/8	474	35	880	CLMFR450/18-15	61308	CLMFR450/18-15S	62063
		24	600	24 5/8	626	41	1032	CLMFR600/24-15	61309	CLMFR600/24-15S	62064
		30	750	30 5/8	779	47	1185	CLMFR750/30-15	61310	CLMFR750/30-15S	62065
		36	900	36 5/8	931	53	1337	CLMFR900/36-15	61311	CLMFR900/36-15S	62066
		42	1050	42 5/8	1082	59	1488	CLMFR1050/42-15	61312	CLMFR1050/42-15S	62067
		48	1200	48 5/8	1235	65	1641	CLMFR1200/48-15	61313	CLMFR1200/48-15S	62068
		54	1350	54 5/8	1388	71	1794	CLMFR1350/54-15	61314	CLMFR1350/54-15S	62069
		60	1500	60 5/8	1541	77	1947	CLMFR1500/60-15	61315	CLMFR1500/60-15S	62070
		72	1800	72 5/8	1842	89	2248	CLMFR1800/72-15	61316	CLMFR1800/72-15S	62071
84	2100	84 7/8	2155	101	2561	CLMFR2100/84-15	61317	CLMFR2100/84-15S	62072		

FRAS (Fire Resistant Anti Static) MSHA Certification # - MSHA NO. IC-190
Ordering Number Key: **N** - SBR, **FR** - FRAS

Shaded items are made to order.
Lead time: 8 -10 weeks

CERAMIC STRIP CONFIGURATION



Strips Required = Pulley Diameter (in) x 3.14 ÷ 8, then round up.

Strip Selection

PULLEY DIAMETER		STRIPS REQ'D	PULLEY DIAMETER		STRIPS REQ'D
in.	mm		in.	mm	
12.6-15.0	320-381	6	42.6-45.0	1083-1145	18
15.1-17.5	382-445	7	45.1-47.5	1146-1210	19
17.6-20.0	446-510	8	47.6-50.1	1211-1273	20
20.1-22.5	511-573	9	50.2-52.6	1274-1336	21
22.6-25.0	574-636	10	52.7-55.1	1337-1400	22
25.1-27.5	637-700	11	55.2-57.6	1403-1463	23
27.6-30.0	701-764	12	57.7-60.1	1466-1527	24
30.1-32.5	765-827	13	60.2-62.6	1529-1590	25
32.6-35.0	828-891	14	62.7-65.1	1593-1654	26
35.1-37.5	892-955	15	65.2-67.6	1656-1717	27
37.6-40.0	956-1018	16	67.7-70.1	1720-1781	28
40.1-42.5	1019-1082	17	70.2-72.6	1783-1844	29

Specifications:

Temperature Rating
5°F to 185°F (-15°C to 85°C)

Ceramic Compound
Aluminum Oxide (Al₂O₃)

Rubber Compound
SBR (Styrene-Butadiene-Rubber)

Ceramic Hardness
83 HRA Rockwell Hardness Scale A

Rubber Hardness
68 ± 3 Shore A

39% Ceramic Coverage
Strips are 8" (200mm) wide

Product Notes:

- No wasted ceramic with easy-to-specify dimensions by using pulley or belt width.
- Constructed from individual ceramic tiles molded into high-durometer rubber for superior abrasion resistance.
- Horizontal grooves trap and deflect water.
- Molded ceramic buttons grip the belt's underside for positive traction and no slippage.

Product Ordering Information

Flex-Lag®
Full Ceramic Pulley Lagging

Flex-Lag® Full Ceramic Lagging - SBR Rubber

THICKNESS		BELT WIDTH		CERAMIC LENGTH		STRIP LENGTH		DIMPLED TILE		SMOOTH TILE	
in.	mm	in.	mm	in.	mm	in.	mm	ORDERING NUMBER	ITEM CODE	ORDERING NUMBER	ITEM CODE
1/2	12	18	450	18 1/2	460	34	860	CLN460/18.4-12	71111	CLN460/18.4-12S	79383
1/2	12	24	600	24	600	40	1000	CLN600/24-12	71112	CLN600/24-12S	79384
1/2	12	30	750	30 1/2	760	46	1160	CLN760/30.4-12	71113	CLN760/30.4-12S	79385
1/2	12	36	900	36	900	52	1300	CLN900/36-12	71115	CLN900/36-12S	79387
1/2	12	42	1050	42 1/2	1060	60	1500	CLN1060/42.4-12	71116	CLN1060/42.4-12S	79388
1/2	12	48	1200	48	1200	64	1600	CLN1200/48-12	71039	CLN1200/48-12S	79389
1/2	12	54	1350	54 1/2	1360	72	1800	CLN1360/54.4-12	71126	CLN1360/54.4-12S	79390
1/2	12	60	1500	60 3/4	1520	80	2000	CLN1520/60.8-12	71127	CLN1520/60.8-12S	79392
1/2	12	72	1800	72	1800	92	2300	CLN1800/72-12	71042	CLN1800/72-12S	79395
1/2	12	84	2100	84	2100	104	2600	CLN2100/84-12	71044	CLN2100/84-12S	79398


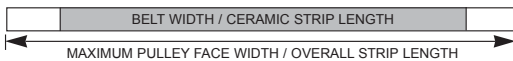
Flex-Lag® Full Ceramic Lagging - FRAS Rubber

THICKNESS		BELT WIDTH		CERAMIC LENGTH		STRIP LENGTH		DIMPLED TILE		SMOOTH TILE	
in.	mm	in.	mm	in.	mm	in.	mm	ORDERING NUMBER	ITEM CODE	ORDERING NUMBER	ITEM CODE
1/2	12	18	450	18 1/2	460	34	860	CLFR460/18.4-12	71118	CLFR460/18.4-12S	79406
1/2	12	24	600	24	600	40	1000	CLFR600/24-12	71119	CLFR600/24-12S	79407
1/2	12	30	750	30 1/2	760	46	1160	CLFR760/30.4-12	71120	CLFR760/30.4-12S	79408
1/2	12	36	900	36	900	52	1300	CLFR900/36-12	71122	CLFR900/36-12S	79410
1/2	12	42	1050	42 1/2	1060	60	1500	CLFR1060/42.4-12	71123	CLFR1060/42.4-12S	79411
1/2	12	48	1200	48	1200	64	1600	CLFR1200/48-12	71005	CLFR1200/48-12S	79412
1/2	12	54	1350	54 1/2	1360	72	1800	CLFR1360/54.4-12	A1636	CLFR1360/54.4-12S	79413
1/2	12	60	1500	60 3/4	1520	80	2000	CLFR1520/60.8-12	71009	CLFR1520/60.8-12S	79415
1/2	12	72	1800	72	1800	92	2300	CLFR1800/72-12	71079	CLFR1800/72-12S	79418
1/2	12	84	2100	84	2100	104	2600	CLFR2100/84-12	71082	CLFR2100/84-12S	79421

FRAS (Fire Resistant Anti Static) MSHA Certification # - MSHA NO. IC-190
Ordering Number Key: **N** - SBR, **FR** - FRAS

Shaded items are made to order.
Lead time: 8 -10 weeks

CERAMIC STRIP CONFIGURATION



Strips Required = Pulley Diameter (in) x 3.14 ÷ 8, then round up.

Strip Selection Chart

Pulley Diameter		Strips Req'd	Pulley Diameter		Strips Req'd
in.	mm		in.	mm	
12.6-15.0	320-381	6	42.6-45.0	1083-1145	18
15.1-17.5	382-445	7	45.1-47.5	1146-1210	19
17.6-20.0	446-510	8	47.6-50.1	1211-1273	20
20.1-22.5	511-573	9	50.2-52.6	1274-1336	21
22.6-25.0	574-636	10	52.7-55.1	1337-1400	22
25.1-27.5	637-700	11	55.2-57.6	1403-1463	23
27.6-30.0	701-764	12	57.7-60.1	1466-1527	24
30.1-32.5	765-827	13	60.2-62.6	1529-1590	25
32.6-35.0	828-891	14	62.7-65.1	1593-1654	26
35.1-37.5	892-955	15	65.2-67.6	1656-1717	27
37.6-40.0	956-1018	16	67.7-70.1	1720-1781	28
40.1-42.5	1019-1082	17	70.2-72.6	1783-1844	29

Special Offerings

PRODUCT	PRICE COMPARED TO NATURAL RUBBER
15mm Thickness	+5%
20mm Thickness	+7 1/2%
25mm Thickness	+15%

Specifications:

Temperature Rating
5°F to 185° F (-15° C to 85° C)

Rubber Compound
SBR (Styrene-Butadiene-Rubber)

Rubber Hardness
68 ± 3 Shore A

Ceramic Compound
Aluminum Oxide (Al₂O₃)

Ceramic Hardness
83 HRA Rockwell Hardness Scale A

80% Ceramic Coverage
Strips are 8" (200mm) wide

Product Ordering Information

Flex-Lag®
Adhesives and Toolbox

Flex-Lag® Adhesive/Activator/Primer

ORDERING NUMBER	DESCRIPTION	ITEM CODE	WEIGHT	VOLUME
FL-ADH-0.8	Adhesive	75017	1.6 lb. (0.7 Kg)	27.1 oz (0.8L)
FL-ACT	Activator	70186	0.1 lb. (40 g)	-
FL-PR-0.75	Primer	70189	1.6 lb. (0.7 Kg)	25.4 oz (0.75L)



Each Flex-Lag Adhesive is mixed with one Flex-Lag Activator. Refer to the usage chart below to calculate the number of cans required for your pulley. For sizes not included in the chart please contact Flexco Customer Service for assistance.

ADHESIVE 0.8L / ACTIVATOR 40g (1:1 ratio) (Covers 1,000 in²/645 m²)

In.		Face Width																				
		10	14	18	22	26	30	34	38	42	46	50	54	58	62	66	70	74	78	82	86	90
mm		254	356	457	559	660	762	864	965	1067	1168	1270	1372	1473	1575	1676	1778	1880	1981	2083	2184	2286
Pulley Diameter	8	203	1	1	1	1	1	1	1	1	2	2	2	2	2	2	2	2	3	3	3	3
	12	305	1	1	1	1	1	2	2	2	2	2	3	3	3	3	3	3	3	4	4	4
	16	406	1	1	1	2	2	2	2	3	3	3	3	3	4	4	4	4	4	5	5	5
	20	508	1	1	2	2	2	2	3	3	3	3	4	4	4	4	5	5	5	6	6	6
	24	610	1	2	2	2	2	3	3	3	4	4	4	5	5	5	6	6	6	7	7	7
	28	711	1	2	2	2	3	3	3	4	4	5	5	5	6	6	6	7	7	7	8	8
	32	813	2	2	2	3	3	4	4	4	5	5	6	6	6	7	7	8	8	8	9	9
	36	914	2	2	3	3	3	4	4	5	5	6	6	7	7	8	8	8	9	9	10	10
	40	1016	2	2	3	3	4	4	5	5	6	6	7	7	8	8	9	9	10	10	11	11
	44	1118	2	2	3	4	4	5	5	6	6	7	7	8	8	9	9	10	10	11	11	12
	48	1219	2	3	3	4	4	5	6	6	7	7	8	9	9	10	10	11	12	12	13	13
	52	1321	2	3	3	4	5	5	6	7	7	8	9	9	10	11	11	12	13	13	14	15
	56	1422	2	3	4	4	5	6	6	7	8	9	9	10	11	11	12	13	14	14	15	16
60	1524	2	3	4	5	5	6	7	8	8	9	10	11	11	12	13	14	14	15	16	17	

PRIMER .75L (Covers 10,000 in²/6.45 m²)

In.		Face Width																				
		10	14	18	22	26	30	34	38	42	46	50	54	58	62	66	70	74	78	82	86	90
mm		254	356	457	559	660	762	864	965	1067	1168	1270	1372	1473	1575	1676	1778	1880	1981	2083	2184	2286
Pulley Diameter	8	203	1	1	1	1	1	1	1	1	1	1	1	1	1	1	1	1	1	1	1	1
	12	305	1	1	1	1	1	1	1	1	1	1	1	1	1	1	1	1	1	1	1	1
	16	406	1	1	1	1	1	1	1	1	1	1	1	1	1	1	1	1	1	1	1	1
	20	508	1	1	1	1	1	1	1	1	1	1	1	1	1	1	1	1	1	1	1	1
	24	610	1	1	1	1	1	1	1	1	1	1	1	1	1	1	1	1	1	1	1	1
	28	711	1	1	1	1	1	1	1	1	1	1	1	1	1	1	1	1	1	1	1	1
	32	813	1	1	1	1	1	1	1	1	1	1	1	1	1	1	1	1	1	1	1	1
	36	914	1	1	1	1	1	1	1	1	1	1	1	1	1	1	1	1	1	1	1	2
	40	1016	1	1	1	1	1	1	1	1	1	1	1	1	1	1	1	1	1	2	2	2
	44	1118	1	1	1	1	1	1	1	1	1	1	1	1	1	1	1	1	2	2	2	2
	48	1219	1	1	1	1	1	1	1	1	1	1	1	1	1	1	2	2	2	2	2	2
	52	1321	1	1	1	1	1	1	1	1	1	1	1	1	2	2	2	2	2	2	2	2
	56	1422	1	1	1	1	1	1	1	1	1	1	1	2	2	2	2	2	2	2	2	2
60	1524	1	1	1	1	1	1	1	1	1	1	2	2	2	2	2	2	2	2	2	2	



Flex-Lag® Toolbox

ORDERING NUMBER	DESCRIPTION	ITEM CODE	WT. (LBS)
LAGGING-TB	with Power Tools	79080	32.0
LAGGING-TB2	without Power Tools	79099	20.0

Both Include:

- 25-ft measuring tape
- BCP location tool
- Chalk line
- Paint brushes (3)
- Lagging stitchers (3)
- White paint marker
- HD knife and replacement blades
- Bench brush
- Deadblow hammer

LAGGING-TB Also Includes:

- Air hammer kit
- 24-grit flap disc
- Rubber buffing disc
- Grinder
- Metal grinding disc
- Oscillating tool and accessories

Product Ordering Information



Strip Selection Chart

PULLEY DIAMETER		STRIPS REQUIRED
in.	mm	
16	400	8
18	450	9
24	600	12
30	750	15
36	900	18
42	1050	21
48	1200	24
54	1350	27
60	1500	30
72	1800	36

Strips Required = Pulley Diameter (in) ÷ 2, then round down.

Flex-Lag® Weld-on Diamond Lagging

SBR Rubber

Pulley Diameter 16" - 29" (400 - 725 mm)

BELT WIDTH		STRIP LENGTH		ORDERING NUMBER	ITEM CODE
in.	mm	in.	mm		
18	450	20	500	WND18-16	72169
24	600	26	650	WND24-16	72171
30	750	32	800	WND30-16	72173
36	900	38	950	WND36-16	72175
42	1050	44	1100	WND42-16	72177
48	1200	51	1275	WND48-16	72179
54	1350	57	1425	WND54-16	72181
60	1500	63	1575	WND60-16	72183
72	1800	75	1875	WND72-16	72185

SBR Rubber

Pulley Diameter 30" + (750 mm+)

BELT WIDTH		STRIP LENGTH		ORDERING NUMBER	ITEM CODE
in.	mm	in.	mm		
18	450	20	500	WND18-30	72170
24	600	26	650	WND24-30	72172
30	750	32	800	WND30-30	72174
36	900	38	950	WND36-30	72176
42	1050	44	1100	WND42-30	72178
48	1200	51	1275	WND48-30	72180
54	1350	57	1425	WND54-30	72182
60	1500	63	1575	WND60-30	72184
72	1800	75	1875	WND72-30	72186

FRAS Rubber

Pulley Diameter 16" - 29" (400 - 725 mm)

BELT WIDTH		STRIP LENGTH		ORDERING NUMBER	ITEM CODE
in.	mm	in.	mm		
18	450	20	500	WFRD18-16	72187
24	600	26	650	WFRD24-16	72189
30	750	32	800	WFRD30-16	72191
36	900	38	950	WFRD36-16	72193
42	1050	44	1100	WFRD42-16	72195
48	1200	51	1275	WFRD48-16	72197
54	1350	57	1425	WFRD54-16	72199
60	1500	63	1575	WFRD60-16	72201
72	1800	75	1875	WFRD72-16	72203

FRAS Rubber


Pulley Diameter 30" + (750 mm+)

BELT WIDTH		STRIP LENGTH		ORDERING NUMBER	ITEM CODE
in.	mm	in.	mm		
18	450	20	500	WFRD18-30	72188
24	600	26	650	WFRD24-30	72190
30	750	32	800	WFRD30-30	72192
36	900	38	950	WFRD36-30	72194
42	1050	44	1100	WFRD42-30	72196
48	1200	51	1275	WFRD48-30	72198
54	1350	57	1425	WFRD54-30	72200
60	1500	63	1575	WFRD60-30	72202
72	1800	75	1875	WFRD72-30	72204

FRAS (Fire Resistant Anti Static) MSHA Certification # - MSHA NO. IC-190

Product Ordering Information

Flex-Lag® Weld-On™ Ceramic Pulley Lagging



Strips Required = Pulley Diameter (in) ÷ 2, then round down.

Strip Selection Chart

PULLEY DIAMETER		STRIPS REQUIRED
in.	mm	
16	400	8
18	450	9
24	600	12
30	750	15
36	900	18
42	1050	21
48	1200	24
54	1350	27
60	1500	30
72	1800	36

Flex-Lag® Weld-on Full Ceramic Lagging

SBR Rubber

Pulley Diameter 16" - 29" (400 - 725 mm)

BELT WIDTH		STRIP LENGTH		ORDERING NUMBER	ITEM CODE
in.	mm	in.	mm		
18	450	20	500	WCLN18-16	71131
24	600	26	650	WCLN24-16	71132
30	750	32	800	WCLN30-16	71133
36	900	38	950	WCLN36-16	71135
42	1050	44	1100	WCLN42-16	71137
48	1200	51	1275	WCLN48-16	71139
54	1350	57	1425	WCLN54-16	71149
60	1500	63	1575	WCLN60-16	71165
72	1800	75	1875	WCLN72-16	71151

SBR Rubber

Pulley Diameter 30" + (750 mm+)

BELT WIDTH		STRIP LENGTH		ORDERING NUMBER	ITEM CODE
in.	mm	in.	mm		
24	600	26	650	WCLN24-30	71150
30	750	32	800	WCLN30-30	71134
36	900	38	950	WCLN36-30	71136
42	1050	44	1100	WCLN42-30	71138
48	1200	51	1275	WCLN48-30	71144
54	1350	57	1425	WCLN54-30	71145
60	1500	63	1575	WCLN60-30	71146
72	1800	75	1875	WCLN72-30	71147

Index by Item Code

ITEM CODE	ORDERING NUMBER	PAGE	ITEM CODE	ORDERING NUMBER	PAGE	ITEM CODE	ORDERING NUMBER	PAGE	ITEM CODE	ORDERING NUMBER	PAGE
04140		219	61313	CLMFR1200/48-15	221	71132	WCLN24-16	225	73049	HSA8M	72
04143	900936	219	61314	CLMFR1350/54-15	221	71133	WCLN30-16	225	73049	HSA8M	74
04144	900948	219	61315	CLMFR1500/60-15	221	71134	WCLN30-30	225	73049	HSA8M	75
04145	900960	219	61316	CLMFR1800/72-15	221	71135	WCLN36-16	225	73049	HSA8M	145
04146	900972	219	61317	CLMFR2100/84-15	221	71136	WCLN36-30	225	73050	HPS8	145
04147	900984	219	61319	CLMFR6.5/21-15	220	71137	WCLN42-16	225	73063	HSA8L	70
04149	900CBK	219	62052	CLMN450/18-15S	221	71138	WCLN42-30	225	73063	HSA8L	72
04200	900924	219	62053	CLMN600/24-15S	221	71139	WCLN48-16	225	73063	HSA8L	74
26107	N6D3T-24-9-A45	169	62054	CLMN750/30-15S	221	71140	FLM-PC	216	73063	HSA8L	145
26108	N6D3T-30-11-A45	169	62055	CLMN900/36-15S	221	71141	FL-CP-I	216	73064	HSA8LL	70
26109	N6D3T-36-13-A45	169	62056	CLMN1050/42-15S	221	71141	FL-CP-I	216	73064	HSA8LL	72
26110	N6D3T-42-15-A45	169	62057	CLMN1200/48-15S	221	71144	WCLN48-30	225	73064	HSA8LL	74
26111	N6D3T-48-17-A45	169	62058	CLMN1350/54-15S	221	71145	WCLN54-30	225	73064	HSA8LL	145
26112	N6D3T-54-19-A45	169	62059	CLMN1500/60-15S	221	71146	WCLN60-30	225	73131	CBV-XS	162
26113	N6D3T-60-21-A45	169	62060	CLMN1800/72-15S	221	71147	WCLN72-30	225	73132	CBV-XS	162
26114	N6D3T-72-25-A45	169	62061	CLMN2100/84-15S	221	71149	WCLN54-16	225	73133	CBV-M	162
26184	NI6D3T-24-9-A45	172	62063	CLMFR450/18-15S	221	71150	WCLN24-30	225	73134	CBV-L	162
26184	NI6D3T-24-9-A45	181	62064	CLMFR600/24-15S	221	71151	WCLN72-16	225	73156	PSA150	88
26185	NI6D3T-30-11-A45	172	62065	CLMFR750/30-15S	221	71152	25ND6.5/21	220	73156	PSA150	91
26185	NI6D3T-30-11-A45	181	62066	CLMFR900/36-15S	221	71155	12NDC6.5/21	220	73156	PSA150	108
26186	NI6D3T-36-13-A45	172	62067	CLMFR1050/42-15S	221	71159	12FRDC6.5/21	220	73156	PSA150	111
26186	NI6D3T-36-13-A45	181	62068	CLMFR1200/48-15S	221	71163	25NP6.5/21	220	73163	RBPRET	298
26187	NI6D3T-42-15-A45	172	62069	CLMFR1350/54-15S	221	71164	FL-CP-ISS	216	73163	RBPRET	195
26187	NI6D3T-42-15-A45	181	62070	CLMFR1500/60-15S	221	71165	WCLN60-16	225	73190	VBK-XS	162
26188	NI6D3T-48-17-A45	172	62071	CLMFR1800/72-15S	221	71168	FL-PC-ISS	216	73190	VBK-XS	165
26188	NI6D3T-48-17-A45	181	62072	CLMFR2100/84-15S	221	72129	20FRP6.5/21	220	73191	VBK-S	162
26189	NI6D3T-54-19-A45	172	62216	CLMN6.5/21-15	220	72169	WND18-16	224	73191	VBK-S	165
26189	NI6D3T-54-19-A45	181	70186	FL-ACT	223	72170	WND18-30	224	73192	VBK-M	162
26190	NI6D3T-60-21-A45	172	70189	FL-PR-0.75	223	72171	WND24-16	224	73192	VBK-M	165
26190	NI6D3T-60-21-A45	181	71002	10ND6.5/21	220	72172	WND24-30	224	73193	VBK-L	162
26191	NI6D3T-72-25-A45	172	71004	12ND6.5/21	220	72173	WND30-16	224	73193	VBK-L	165
26191	NI6D3T-72-25-A45	181	71005	CLFR1200/48-12	222	72174	WND30-30	224	73399	VMBK	165
30001	EBC1	219	71006	15ND6.5/21	220	72175	WND36-16	224	73400	VPXS	165
30002	EBC2	219	71008	20ND6.5/21	220	72176	WND36-30	224	73408	VPS	165
30003	EBC1-B	219	71009	CLFR1520/60.8-12	222	72177	WND42-16	224	73409	VPM	165
30004	EBC2-B	219	71010	10NP6.5/21	220	72178	WND42-30	224	73410	VPL	165
30005	EBC1-DR	219	71012	12NP6.5/21	220	72179	WND48-16	224	73438	PV72	88
30006	EBC2-DR	219	71014	10FRD6.5/21	220	72180	WND48-30	224	73533	VCS	165
30007	EBC-EB	219	71015	15FRP6.5/21	220	72181	WND54-16	224	73535	VMFXS	165
30008	EBC-H	219	71016	12FRD6.5/21	220	72182	WND54-30	224	73549	VMFS	165
30018	CEBC1	219	71017	15NP6.5/21	220	72183	WND60-16	224	73626	PHA	91
30019	CEBC2	219	71018	15FRD6.5/21	220	72184	WND60-30	224	73626	PHA	111
30373	LSHDCBS	219	71019	20FRD6.5/21	220	72185	WND72-16	224	73628	RSA150	92
30390	LSHD-RPK	219	71020	10FRP6.5/21	220	72186	WND72-30	224	73628	RSA150	94
30392	LSHDS	219	71021	20NP6.5/21	220	72187	WFRD18-16	224	73628	RSA150	95
30393	LSHD30	219	71022	12FRP6.5/21	220	72188	WFRD18-30	224	73628	RSA150	97
30394	LSHD36	219	71039	CLN1200/48-12	222	72189	WFRD24-16	224	73628	RSA150	98
30395	LSHD42	219	71042	CLN1800/72-12	222	72190	WFRD24-30	224	73628	RSA150	99
30396	LSHD48	219	71044	CLN2100/84-12	222	72191	WFRD30-16	224	73628	RSA150	100
30397	LSHD54	219	71052	FLSC-I	216	72192	WFRD30-30	224	73628	RSA150	101
30398	LSHD60	219	71054	FLSC-I-50	216	72193	WFRD36-16	224	73628	RSA150	105
30399	LSHD72	219	71055	FLSCM-I	216	72194	WFRD36-30	224	73628	RSA150	107
30400	LSHDLP	219	71057	FL-PC-I	216	72195	WFRD42-16	224	73628	RSA150	112
30408	LSHDB72-2	219	71058	FL-RPI	216	72196	WFRD42-30	224	73628	RSA150	115
30414	LSHDB36-2	219	71058	FL-RPI	216	72197	WFRD48-16	224	73628	RSA150	116
30418	LSHDB30-2	219	71060	FL-RBI	216	72198	WFRD48-30	224	73628	RSA150	119
30421	LSHDB42-2	219	71060	FL-RBI	216	72199	WFRD54-16	224	73631	HVPT	72
30423	LSHDB48-2	219	71076	7.5WLD3.3/11	220	72200	WFRD54-30	224	73631	HVPT	74
30424	LSHDB54-2	219	71077	7.5NLD3.3/11	220	72201	WFRD60-16	224	73631	HVPT	145
30430	LSHDB60-2	219	71079	CLFR1800/72-12	222	72202	WFRD60-30	224	74037	VMFM	165
61294	CLMN450/18-15	221	71082	CLFR2100/84-12	222	72203	WFRD72-16	224	74038	VMFL	165
61295	CLMN600/24-15	221	71100	FLSCM-I-50	216	72204	WFRD72-30	224	74100	HW-BC	144
61296	CLMN750/30-15	221	71111	CLN460/18.4-12	222	73017	PP72	91	74141	HTTS	144
61297	CLMN900/36-15	221	71112	CLN600/24-12	222	73024	PPS6	91	74307	HXF8SS	68
61298	CLMN1050/42-15	221	71113	CLN760/30.4-12	222	73047	HSA8SS	70	74307	HXF8SS	145
61299	CLMN1200/48-15	221	71115	CLN900/36-12	222	73047	HSA8SS	72	74313	STKHSS	145
61300	CLMN1350/54-15	221	71116	CLN1060/42.4-12	222	73047	HSA8SS	74	74316	STKHSD	145
61301	CLMN1500/60-15	221	71118	CLFR460/18.4-12	222	73047	HSA8SS	75	74389	CBV-72	162
61302	CLMN1800/72-15	221	71119	CLFR600/24-12	222	73047	HSA8SS	145	74390	CBV-84	162
61303	CLMN2100/84-15	221	71120	CLFR760/30.4-12	222	73048	HSA8S	70	74391	CBV-96	162
61308	CLMFR450/18-15	221	71122	CLFR900/36-12	222	73048	HSA8S	72	74395	VP72	165
61309	CLMFR600/24-15	221	71123	CLFR1060/42.4-12	222	73048	HSA8S	74	74396	VP84	165
61310	CLMFR750/30-15	221	71126	CLN1360/54.4-12	222	73048	HSA8S	75	74397	VP96	165
61311	CLMFR900/36-15	221	71127	CLN1520/60.8-12	222	73048	HSA8S	145	74398	VMF72	165
61312	CLMFR1050/42-15	221	71131	WCLN18-16	225	73049	HSA8M	70	74399	VMF84	165

Index by Item Code

ITEM CODE	ORDERING NUMBER	PAGE	ITEM CODE	ORDERING NUMBER	PAGE	ITEM CODE	ORDERING NUMBER	PAGE	ITEM CODE	ORDERING NUMBER	PAGE
74417	STJK	19	74623	RC48	92	74885	PTM30T	207	75419	HVT8-S/S	75
74417	STJK	122	74624	RC54	92	74886	PTM36T	207	75419	HVT8-S/S	145
74417	STJK	145	74625	RC60	92	74887	PTM42T	207	75513	PAB	79
74419	STTS	19	74626	RC72	92	74888	PTM48T	207	75513	PAB	91
74419	STTS	122	74641	RV-72	92	74889	PTM54T	207	75513	PAB	94
74419	STTS	145	74689	HXF8S	68	74890	PTM60T	207	75513	PAB	111
74440	VMF96	165	74689	HXF8S	145	74891	PTMHD54T	207	75513	PAB	115
74448	UFB18	120	74690	HXF8M	68	74892	PTMHD60T	207	75513	PAB	130
74449	UFB24	120	74690	HXF8M	145	74893	PTMHD72T	207	75513	PAB	146
74450	UFB30	120	74691	HXF8L	68	74894	PTMHD84T	207	75522	RBPFK-S	198
74451	UFB36	120	74691	HXF8L	145	74895	PTMSD72T	207	75523	RBPFK-M	198
74452	UFB42	120	74692	RDP1-S	163	74896	PTMSD84T	207	75524	RBPFK-L	198
74453	UFB48	120	74693	RDP1-M	163	74897	PTMSD96T	207	75525	RBPFK-XL	198
74454	UFB54	120	74694	RDP1-L	163	74898	PTMSD120T	207	75526	RBPMBK	198
74455	UFB60	120	74695	RDP1-XL	163	74899	PTM30R	207	75527	RBPIIT-S	198
74456	UFB72	120	74698	RDPMBK	165	74900	PTM36R	207	75528	RBPIIT-M	198
74457	VBK-72	162	74699	RDPBK-S	163	74901	PTM42R	207	75529	RBPIIT-L	198
74457	VBK-72	165	74699	RDPBK-S	165	74902	PTM48R	207	75530	RBPIIT-XL	198
74458	VBK-84	162	74700	RDPBK-M	163	74903	PTM54R	207	75531	MFASK	211
74458	VBK-84	165	74700	RDPBK-M	165	74904	PTM60R	207	75565	HSA8SSS	145
74459	VBK-96	162	74701	RDPBK-L	163	74905	PTMHD54R	207	75566	RDPF-S	165
74459	VBK-96	165	74701	RDPBK-L	165	74906	PTMHD60R	207	75567	RDPF-M	165
74460	UFB84	120	74702	RDPBK-XL	163	74907	PTMHD72R	207	75568	RDPF-L	165
74502	HDT5	19	74702	RDPBK-XL	165	74908	PTMHD84R	207	75569	RDPF-XL	165
74502	HDT5	122	74705	RDPMSK	165	74909	PTMSD72R	207	75570	VUBK-XS	162
74502	HDT5	145	74709	SPK18	141	74910	PTMSD84R	207	75571	VUBK-S	162
74504	STKD	145	74710	SPK24	141	74911	PTMSD96R	207	75572	VUBK-M	162
74505	STKS	145	74711	SPK30	141	74912	PTMSD120R	207	75573	VUBK-L	162
74534	ISC	146	74712	SPK36	141	74914	MSR	211	75574	VUBK-72	162
74535	ICT6	76	74713	SPK42	141	74915	MSRSD	211	75575	VUBK-84	162
74535	ICT6	77	74714	SPK48	141	74916	PMSMK	211	75576	VUBK-96	162
74535	ICT6	79	74715	SPK54	141	74917	PMSMKSD	211	75578	SPMK2	141
74535	ICT6	88	74716	SPK60	141	74918	MAK	211	75579	SPMK3	141
74535	ICT6	89	74717	SPK72	141	74919	MAKHD	211	75583	PTM24T	207
74535	ICT6	91	74718	SPKHD72	141	74920	MAKSD	211	75584	PTM24R	207
74535	ICT6	92	74719	SPKHD84	141	74921	MORK	211	75588	PLSC18	89
74535	ICT6	94	74720	SPKHD96	141	74921	MORK	212	75589	PLSC24	89
74535	ICT6	95	74721	SPKHD120	141	74922	MORKSD	211	75590	PLSC30	89
74535	ICT6	97	74734	SPCP	141	74922	MORKSD	212	75591	PLSC36	89
74535	ICT6	98	74742	SPBV	141	74923	MCRK	210	75592	PLSC42	89
74535	ICT6	99	74743	SPYS	141	74923	MCRK	211	75593	PLSC48	89
74535	ICT6	101	74744	SPPR	141	74923	MCRK	212	75594	PLSC54	89
74535	ICT6	105	74745	SPH10	141	74924	MCRKSD	211	75595	PLSP18	91
74535	ICT6	107	74746	SPN	141	74924	MCRKSD	212	75596	PLSP24	91
74535	ICT6	108	74747	SPG	141	74925	MCB	210	75597	PLSP30	91
74535	ICT6	111	74748	SPPN	141	74925	MCB	211	75598	PLSP36	91
74535	ICT6	112	74771	HSSTS	74	74925	MCB	212	75599	PLSP42	91
74535	ICT6	115	74771	HSSTS	145	74926	MCBSD	211	75600	PLSP48	91
74535	ICT6	116	74772	HSSCS	74	74926	MCBSD	212	75601	PLSP54	91
74535	ICT6	119	74772	HSSCS	145	74927	MCSK	210	75610	EZP1-212	11
74535	ICT6	146	74773	PSSS	91	74927	MCSK	211	75611	EZP1-218	11
74550	HDARK	145	74773	PSSS	97	74927	MCSK	212	75612	EZP1-224	11
74558	RBP1S-S	196	74773	PSSS	101	74928	MCSKHD	210	75613	EZP1-230	11
74559	RBP1S-M	196	74773	PSSS	105	74928	MCSKHD	211	75614	EZP1-236	11
74560	RBP1S-L	196	74773	PSSS	107	74928	MCSKHD	212	75615	EZP1-242	11
74561	RBP1S-XL	196	74774	ELT	144	74929	MCSKSD	211	75616	EZP1-248	11
74562	RBPSR-S	198	74775	STJM	19	74929	MCSKSD	212	75617	EZP1-254	11
74563	RBPSR-M	198	74775	STJM	122	74930	MCS	210	75618	EZP1-260	11
74564	RBPSR-L	198	74775	STJM	145	74930	MCS	211	75619	EZP1P12	19
74565	RBPSR-XL	198	74776	HBTk	145	74930	MCS	212	75619	EZP1P12	20
74566	PC18	88	74821	HTV18SS	75	74931	MCSHD	210	75620	EZP1P18	19
74567	PC24	88	74822	HTV24SS	75	74931	MCSHD	211	75620	EZP1P18	20
74568	PC30	88	74823	HTV30SS	75	74931	MCSHD	212	75621	EZP1P24	19
74569	PC36	88	74824	HTV36SS	75	74932	MCSSD	211	75621	EZP1P24	20
74570	PC42	88	74825	HTV42SS	75	74932	MCSSD	212	75622	EZP1P30	19
74571	PC48	88	74826	HTV48SS	75	74941	SRBK	142	75622	EZP1P30	20
74572	PC54	88	74828	HTV18S	75	74952	SPKHD42	141	75623	EZP1P36	19
74573	PC60	88	74829	HTV24S	75	74953	SPKHD48	141	75623	EZP1P36	20
74574	PC72	88	74830	HTV30S	75	74954	SPKHD54	141	75624	EZP1P42	19
74612	RP-72	94	74831	HTV36S	75	74955	SPKHD60	141	75624	EZP1P42	20
74618	RC18	92	74832	HTV42S	75	74982	VMLK	165	75625	EZP1P48	19
74619	RC24	92	74833	HTV48S	75	74983	VSC	165	75625	EZP1P48	20
74620	RC30	92	74838	HTV36M	75	75017	FL-ADH-0.8	223	75626	EZP1P54	19
74621	RC36	92	74839	HTV42M	75	75419	HVT8-S/S	70	75626	EZP1P54	19
74622	RC42	92	74840	HTV48M	75	75419	HVT8-S/S	74	75627	EZP1P60	20

Index by Item Code

ITEM CODE	ORDERING NUMBER	PAGE	ITEM CODE	ORDERING NUMBER	PAGE	ITEM CODE	ORDERING NUMBER	PAGE	ITEM CODE	ORDERING NUMBER	PAGE
75627	EZP1P60	20	75666	EZS2MBK	91	75832	RMC1-PP	215	75901	HFC2	145
75628	CRB10	16	75666	EZS2MBK	94	75833	RMC1-50	215	75902	HXFC2	74
75628	CRB10	22	75666	EZS2MBK	111	75834	RMC1-LS	215	75902	HXFC2	145
75628	CRB10	37	75666	EZS2MBK	115	75835	RMC1LS-PL	215	75905	AWTB	47
75628	CRB10	149	75666	EZS2MBK	130	75836	RMC1-LSPP	215	75905	AWTB	55
75629	CRB16	16	75666	EZS2MBK	146	75843	STS-S	87	75905	AWTB	60
75629	CRB16	22	75771	EZP1-272	11	75843	STS-S	97	75906	AWTMB	47
75629	CRB16	37	75772	EZP1P72	19	75843	STS-S	105	75906	AWTMB	55
75629	CRB16	149	75772	EZP1P72	20	75843	STS-S	106	75906	AWTMB	60
75630	CRB22	16	75773	CRB70	16	75843	STS-S	126	75907	AWTA	47
75630	CRB22	22	75773	CRB70	22	75843	STS-S	133	75907	AWTA	55
75630	CRB22	37	75773	CRB70	37	75844	STS-B	87	75907	AWTA	60
75630	CRB22	149	75773	CRB70	149	75844	STS-B	97	75909	AWTHK	47
75631	CRB28	16	75774	EZP1-872	11	75844	STS-B	105	75909	AWTHK	55
75631	CRB28	22	75775	CRB64	16	75844	STS-B	106	75909	AWTHK	60
75631	CRB28	37	75775	CRB64	22	75844	STS-B	126	75910	MHS-24	99
75631	CRB28	149	75775	CRB64	37	75844	STS-B	133	75911	MHS-30	99
75632	CRB34	16	75778	FLSC-ISS	216	75845	QMTS-P	19	75912	MHS-36	99
75632	CRB34	22	75779	EZP1-818	11	75845	QMTS-P	39	75913	MHS-42	99
75632	CRB34	37	75780	EZP1-824	11	75845	QMTS-P	47	75914	MHS-48	99
75632	CRB34	149	75781	EZP1-830	11	75845	QMTS-P	67	75915	MHS-54	99
75633	CRB40	16	75782	EZP1-836	11	75845	QMTS-P	74	75916	MHS-60	99
75633	CRB40	22	75783	EZP1-842	11	75845	QMTS-P	122	75917	MHS-72	99
75633	CRB40	37	75784	EZP1-848	11	75846	STS-W	97	75918	MHSP-24	97
75633	CRB40	149	75785	EZP1-854	11	75846	STS-W	105	75918	MHSP-24	105
75634	CRB46	16	75786	EZP1-860	11	75846	STS-W	106	75919	MHSP-30	97
75634	CRB46	22	75787	MSP-224	34	75846	STS-W	126	75919	MHSP-30	105
75634	CRB46	37	75788	MSP-230	34	75846	STS-W	133	75920	MHSP-36	97
75634	CRB46	149	75789	MSP-236	34	75847	STAK	105	75920	MHSP-36	105
75635	CRB52	16	75790	MSP-242	34	75847	STAK	107	75921	MHSP-42	97
75635	CRB52	22	75791	MSP-248	34	75847	STAK	119	75921	MHSP-42	105
75635	CRB52	37	75792	MSP-254	34	75847	STAK	126	75922	MHSP-48	97
75635	CRB52	149	75793	MSP-260	34	75868	MDWS-24	123	75922	MHSP-48	105
75636	CRB58	16	75794	MSP-272	34	75869	MDWS-30	123	75923	MHSP-54	97
75636	CRB58	22	75795	MSP-824	34	75870	MDWS-36	123	75923	MHSP-54	105
75636	CRB58	37	75796	MSP-830	34	75871	MDWS-42	123	75924	MHSP-60	97
75636	CRB58	149	75797	MSP-836	34	75872	MDWS-48	123	75924	MHSP-60	105
75637	EZP1MPK	19	75798	MSP-842	34	75873	MDWS-54	123	75925	MHSP-72	97
75641	EZP1PL	19	75799	MSP-848	34	75874	MDWS-60	123	75925	MHSP-72	105
75641	EZP1PL	20	75800	MSP-854	34	75875	MDWS-72	123	75927	PFC	105
75641	EZP1PL	145	75801	MSP-860	34	75883	DWP-72	126	75927	PFC	119
75642	EZP1BP	19	75802	MSP-872	34	75884	CDWB24	123	75929	MHCP-24S	56
75642	EZP1BP	20	75803	MSPP24	39	75885	CDWB30	123	75930	MHCP-30S	56
75642	EZP1BP	149	75804	MSPP30	39	75886	CDWB36	123	75931	MHCP-36S	56
75642	EZP1BP	153	75804	MSPP30	126	75887	CDWB42	123	75932	MHCP-42S	56
75642	EZP1BP	154	75805	MSPP36	39	75888	CDWB48	123	75933	MHCP-48S	56
75643	EZS2-18	76	75805	MSPP36	126	75889	CDWB54	123	75934	MHCP-54S	56
75644	EZS2-24	76	75806	MSPP42	39	75890	CDWB60	123	75935	MHCP-60S	56
75645	EZS2-30	76	75806	MSPP42	126	75891	CDWB72	123	75936	MHCP-72S	56
75646	EZS2-36	76	75807	MSPP48	39	75892	STAKHD	105	75945	MHCP-BPA24	58
75647	EZS2-42	76	75807	MSPP48	126	75892	STAKHD	107	75946	MHCP-BPA30	58
75648	EZS2-48	76	75808	MSPP54	39	75892	STAKHD	119	75947	MHCP-BPA36	58
75649	EZS2-54	76	75808	MSPP54	126	75892	STAKHD	126	75948	MHCP-BPA42	58
75650	EZS2-60	76	75809	MSPP60	39	75896	PSTA	39	75949	MHCP-BPA48	58
75651	EZS2-72	76	75809	MSPP60	126	75896	PSTA	47	75950	MHCP-BPA54	58
75652	EZS2P18	79	75810	MSPP72	39	75896	PSTA	55	75951	MHCP-BPA60	58
75652	EZS2P18	146	75811	MSPMPK	39	75896	PSTA	60	75952	MHCP-BPA72	58
75653	EZS2P24	79	75811	MSPMPK	47	75896	PSTA	67	75953	MHCP-BCK24	58
75653	EZS2P24	146	75811	MSPMPK	67	75896	PSTA	74	75954	MHCP-BCK30	58
75654	EZS2P30	79	75811	MSPMPK	74	75896	PSTA	122	75955	MHCP-BCK36	58
75654	EZS2P30	146	75816	MSPLL	39	75897	PTPK	55	75956	MHCP-BCK42	58
75655	EZS2P36	79	75816	MSPLL	67	75897	PTPK	60	75957	MHCP-BCK48	58
75655	EZS2P36	146	75816	MSPLL	74	75898	PSTS-W	39	75958	MHCP-BCK54	58
75656	EZS2P42	79	75817	RMC1	215	75898	PSTS-W	47	75959	MHCP-BCK60	58
75656	EZS2P42	146	75819	RMC1-CP	215	75898	PSTS-W	55	75960	MHCP-BCK72	58
75657	EZS2P48	79	75820	RMC1-CB	215	75898	PSTS-W	60	75961	MHP-CP24	60
75657	EZS2P48	146	75820	RMC1-CB	217	75898	PSTS-W	67	75962	MHP-CP30	60
75658	EZS2P54	79	75821	RMC1-PL	215	75898	PSTS-W	74	75963	MHP-CP36	60
75658	EZS2P54	146	75830	MMBK	34	75898	PSTS-W	122	75964	MHP-CP42	60
75659	EZS2P60	79	75830	MMBK	41	75899	PSTS-S	47	75965	MHP-CP48	60
75659	EZS2P60	146	75830	MMBK	49	75899	PSTS-S	55	75966	MHP-CP54	60
75660	EZS2P72	79	75830	MMBK	56	75899	PSTS-S	60	75967	MHP-CP60	60
75660	EZS2P72	146	75830	MMBK	137	75899	PSTS-S	67	75968	MHP-CP72	60
75661	FFCK	79	75831	MSPBPK	39	75899	PSTS-S	74	75978	SSRB	60
75666	EZS2MBK	79	75831	MSPBPK	126	75901	HFC2	74	75979	HXFC2-SS	68

Index by Item Code

ITEM CODE	ORDERING NUMBER	PAGE	ITEM CODE	ORDERING NUMBER	PAGE	ITEM CODE	ORDERING NUMBER	PAGE	ITEM CODE	ORDERING NUMBER	PAGE
75979	HXF2-SS	74	76075	QMT-W	67	76142	HXF2-42SS	68	76297	HXF2-36L	68
75979	HXF2-SS	145	76075	QMT-W	74	76143	HXF2-48SS	68	76298	HXF2-42S	68
75980	HXF2-S	68	76083	SATB	106	76144	HXF2-54SS	68	76299	HXF2-42M	68
75980	HXF2-S	74	76083	SATB	126	76145	HXF2-60S	68	76300	HXF2-42L	68
75980	HXF2-S	145	76083	SATB	133	76146	HXF2-72S	68	76301	HXF2-48S	68
75981	HXF2-M	68	76084	SATHB	106	76169	MHS-18V	99	76302	HXF2-48M	68
75981	HXF2-M	74	76084	SATHB	126	76170	MHS-24V	99	76303	HXF2-48L	68
75981	HXF2-M	145	76084	SATHB	133	76171	MHS-30V	99	76304	HXF2-54S	68
75982	HXF2-L	68	76085	HTS18	77	76172	MHS-36V	99	76305	HXF2-54M	68
75982	HXF2-L	74	76086	HTS24	77	76173	MHS-42V	99	76306	HXF2-54L	68
75982	HXF2-L	145	76087	HTS30	77	76174	MHS-48V	99	76307	HXF2-60M	68
75985	RBQC1HD-12	150	76088	HTS36	77	76175	MHS-54V	99	76308	HXF2-60L	68
75986	RBQC1HD-18	150	76089	HTS42	77	76176	MHS-60V	99	76309	HXF2-72M	68
75987	RBQC1HD-24	150	76090	HTS48	77	76177	MHS-72V	99	76310	HXF2-72L	68
75988	RBQC1HD-30	150	76091	HTS54	77	76178	MHSP-18	97	76392	MHP-EP	47
75989	RBQC1HD-36	150	76092	HTS60	77	76178	MHSP-18	105	76392	MHP-EP	55
75990	RBQC1HD-42	150	76093	HTS72	77	76190	HV-18S	70	76392	MHP-EP	60
75991	RBQC1HD-48	150	76094	HTSCK	77	76191	HV-18M	70	76392	MHP-EP	111
75992	RBQC1HD-54	150	76094	HTSCK	79	76192	HV-24S	70	76392	MHP-EP	115
75993	RBQC1HD-66	150	76096	QMTPAK	39	76193	HV-24M	70	76392	MHP-EP	119
75995	RBAGS-16	153	76096	QMTPAK	47	76194	HV-30S	70	76393	MHCP-CH	60
75996	RBAGS-22	153	76096	QMTPAK	67	76195	HV-30M	70	76394	MHCP-BS	60
75997	RBAGS-28	153	76096	QMTPAK	74	76196	HV-36S	70	76399	HOBK	67
75998	RBAGS-34	153	76096	QMTPAK	122	76197	HV-36M	70	76399	HOBK	74
75999	RBAGS-40	153	76097	QMTBK-P	39	76198	HV-36L	70	76403	EST-P	19
76024	MAPEK	137	76097	QMTBK-P	40	76199	HV-42S	70	76404	EST-S	19
76025	MCBK	210	76097	QMTBK-P	47	76205	RVT6-S/S	107	76405	EST-B	19
76025	MCBK	211	76097	QMTBK-P	48	76249	RSA	94	76406	ESTAK-EST	19
76025	MCBK	212	76097	QMTBK-P	67	76249	RSA	115	76406	ESTAK-EST	122
76026	MCBKHD	210	76097	QMTBK-P	74	76251	HV-42M	70	76407	ESPSBK	19
76026	MCBKHD	211	76098	QMTBK-W	39	76252	HV-42L	70	76408	ESPBK	19
76026	MCBKHD	212	76098	QMTBK-W	40	76253	HV-42LL	70	76409	ESPRK	19
76027	MCBKSD	211	76098	QMTBK-W	47	76254	HV-48S	70	76409	ESPRK	122
76027	MCBKSD	212	76098	QMTBK-W	48	76255	HV-48M	70	76410	ESBK-PS	19
76028	RBAGS-46	153	76098	QMTBK-W	55	76256	HV-48L	70	76410	ESBK-PS	122
76029	RBAGS-52	153	76098	QMTBK-W	60	76257	HV-48LL	70	76411	ESBK-B	19
76030	RBAGS-58	153	76098	QMTBK-W	67	76258	HV-54M	70	76412	ESS-S	19
76031	RBAGS-70	153	76098	QMTBK-W	74	76259	HV-54L	70	76412	ESS-S	122
76032	RBAS4-18	156	76098	QMTBK-W	122	76260	HV-54LL	70	76413	ESS-B	19
76033	RBAS4-24	156	76099	QMTPSBK	39	76261	HV-60M	70	76414	RMC1-BCP	215
76034	RBAS4-30	156	76099	QMTPSBK	47	76262	HV-60L	70	76415	RMC1-BPP	215
76035	RBAS4-36	156	76099	QMTPSBK	67	76263	HV-60LL	70	76415	RMC1-BPP	217
76036	RBAS4-42	156	76099	QMTPSBK	74	76264	HV-72M	70	76416	VAK	165
76037	RBAS4-48	156	76099	QMTPSBK	122	76265	HV-72L	70	76418	EZP10TK1	19
76038	RBAS4-54	156	76101	HV-18SS	70	76266	HV-72LL	70	76419	EZP10TK2	19
76039	RBAS4-60	156	76102	HV-24SS	70	76267	HVP-18M	72	76450	MMP-624	41
76040	RBAS4-72	156	76103	HV-30SS	70	76268	HVP-18L	72	76451	MMP-630	41
76041	RBAER-10	157	76104	HV-36SS	70	76269	HVP-24M	72	76452	MMP-636	41
76042	RBAER-16	157	76105	HV-42SS	70	76270	HVP-24L	72	76453	MMP-642	41
76043	RBAER-22	157	76106	HV-48SS	70	76271	HVP-30M	72	76454	MMP-648	41
76044	RBAER-28	157	76107	HV-54S	70	76272	HVP-30L	72	76455	MMP-654	41
76045	RBAER-34	157	76108	HV-60S	70	76273	HVP-36M	72	76456	MMP-660	41
76046	RBAER-40	157	76109	HV-72S	70	76274	HVP-36L	72	76457	MMP-672	41
76047	RBAER-46	157	76110	H78P18	74	76275	HVP-42M	72	76458	MMPCP24	47
76048	RBAER-52	157	76111	H78P24	74	76276	HVP-42L	72	76458	MMPCP24	55
76049	RBAER-58	157	76112	H78P30	74	76277	HVP-48M	72	76459	MMPCP30	47
76050	RBAER-70	157	76113	H78P36	74	76278	HVP-48L	72	76459	MMPCP30	55
76069	AWTNCB	47	76114	H78P42	74	76279	HVP-48LL	72	76460	MMPCP36	47
76069	AWTNCB	55	76115	H78P48	74	76280	HVP-54M	72	76460	MMPCP36	55
76069	AWTNCB	60	76116	H78P54	74	76281	HVP-54L	72	76461	MMPCP42	47
76071	SSTSMB	99	76117	H78P60	74	76282	HVP-54LL	72	76461	MMPCP42	55
76071	SSTSMB	123	76118	H78P72	74	76283	HVP-60M	72	76462	MMPCP48	47
76071	SSTSMB	137	76124	HVP-18S	72	76284	HVP-60L	72	76462	MMPCP48	55
76072	SSTLMB	99	76125	HVP-24S	72	76285	HVP-60LL	72	76463	MMPCP54	47
76072	SSTLMB	123	76126	HVP-30S	72	76286	HVP-72M	72	76463	MMPCP54	55
76072	SSTLMB	137	76127	HVP-36S	72	76287	HVP-72L	72	76464	MMPCP60	47
76073	SSTOTA	99	76128	HVP-42S	72	76288	HVP-72LL	72	76464	MMPCP60	55
76073	SSTOTA	123	76129	HVP-48S	72	76289	HXF2-18S	68	76465	MMPCP72	47
76073	SSTOTA	137	76130	HVP-54S	72	76290	HXF2-18M	68	76465	MMPCP72	55
76074	QMT-P	39	76131	HVP-60S	72	76291	HXF2-24S	68	76466	MMBPBK	47
76074	QMT-P	47	76132	HVP-72S	72	76292	HXF2-24M	68	76466	MMBPBK	152
76074	QMT-P	67	76138	HXF2-18SS	68	76293	HXF2-30S	68	76469	FL-M	218
76074	QMT-P	74	76139	HXF2-24SS	68	76294	HXF2-30M	68	76470	FL-L	218
76075	QMT-W	39	76140	HXF2-30SS	68	76295	HXF2-36S	68	76472	FLEL-M	218
76075	QMT-W	47	76141	HXF2-36SS	68	76296	HXF2-36M	68	76473	FLEL-L	218

Index by Item Code

ITEM CODE	ORDERING NUMBER	PAGE	ITEM CODE	ORDERING NUMBER	PAGE	ITEM CODE	ORDERING NUMBER	PAGE	ITEM CODE	ORDERING NUMBER	PAGE
76474	FLELP	218	76597	CRB-HT34	16	76673	CBC48	130	76809	MHCP-BPA84	58
76476	FLTW-M	218	76597	CRB-HT34	22	76674	CBC54	130	76810	MHCP-BCK84	58
76477	FLTW-L	218	76597	CRB-HT34	37	76675	CBC60	130	76811	MHP-CP84	60
76478	FLRP	218	76598	CRB-HT40	16	76692	CPB	130	76812	MHCP-2BC84	60
76479	FLCP	218	76598	CRB-HT40	22	76695	MSPP66	126	76814	MHSP-84	105
76481	FLRLB-L	218	76598	CRB-HT40	37	76697	TRB78	45	76815	DWP-84	126
76482	FLRLB-M	218	76599	CRB-HT46	16	76697	TRB78	152	76816	DRXL-24-420	186
76483	QMT-G	39	76599	CRB-HT46	22	76712	UTC18	120	76817	DRXL-30-420	186
76483	QMT-G	47	76599	CRB-HT46	37	76713	UTC24	120	76818	DRXL-36-420	186
76484	QMTS-G	39	76600	CRB-HT52	16	76714	UTC30	120	76819	DRXL-42-420	186
76484	QMTS-G	47	76600	CRB-HT52	22	76715	UTC36	120	76820	DRXL-48-420	186
76485	TRB18	45	76600	CRB-HT52	37	76716	UTC42	120	76821	DRXL-54-420	186
76485	TRB18	152	76601	CRB-HT58	16	76717	UTC48	120	76822	DRXL-60-420	186
76486	TRB24	45	76601	CRB-HT58	22	76718	UTC54	120	76823	DRXL-72-420	186
76486	TRB24	152	76601	CRB-HT58	37	76719	UTC60	120	76824	DRXL-24-520	186
76487	TRB30	45	76602	CRB-HT64	16	76720	UTC72	120	76825	DRXL-30-520	186
76487	TRB30	152	76602	CRB-HT64	22	76721	UTC84	120	76826	DRXL-36-520	186
76488	TRB36	45	76602	CRB-HT64	37	76724	UTF18	120	76827	DRXL-42-520	186
76488	TRB36	152	76603	CRB-HT70	16	76725	UTF24	120	76828	DRXL-48-520	186
76489	TRB42	45	76603	CRB-HT70	22	76726	UTF30	120	76829	DRXL-54-520	186
76489	TRB42	152	76603	CRB-HT70	37	76727	UTF36	120	76830	DRXL-60-520	186
76490	TRB48	45	76613	MHS-24R	101	76728	UTF42	120	76831	DRXL-72-520	186
76490	TRB48	152	76614	MHS-30R	101	76729	UTF48	120	76832	DRXL-24-435	186
76491	TRB54	45	76615	MHS-36R	101	76730	UTF54	120	76833	DRXL-30-435	186
76491	TRB54	152	76616	MHS-42R	101	76731	UTF60	120	76834	DRXL-36-435	186
76492	TRB60	45	76617	MHS-48R	101	76732	UTF72	120	76835	DRXL-42-435	186
76492	TRB60	152	76618	MHS-54R	101	76733	UTF84	120	76836	DRXL-48-435	186
76493	TRB66	45	76619	MHS-60R	101	76748	URCB18/450	120	76837	DRXL-54-435	186
76493	TRB66	152	76620	MHS-72R	101	76749	URCB24/600	120	76838	DRXL-60-435	186
76494	TRB72	45	76621	MHS-84R	101	76750	URCB30/750	120	76839	DRXL-72-435	186
76494	TRB72	152	76622	PFRS	101	76751	URCB36/900	120	76840	DRXL-24-535	186
76537	MMPK	34	76622	PFRS	105	76752	URCB42/1050	120	76841	DRXL-30-535	186
76537	MMPK	41	76622	PFRS	107	76753	URCB48/1200	120	76842	DRXL-36-535	186
76537	MMPK	49	76622	PFRS	116	76754	URCB54/1350	120	76843	DRXL-42-535	186
76537	MMPK	56	76636	SSTBK-W	105	76755	URCB60/1500	120	76844	DRXL-48-535	186
76537	MMPK	137	76636	SSTBK-W	107	76756	URCB72/1800	120	76845	DRXL-54-535	186
76538	RMC1-LSBPP	215	76636	SSTBK-W	126	76757	URCB84/2100	120	76846	DRXL-60-535	186
76540	QMTBK-G	39	76636	SSTBK-W	133	76772	USP18/450	122	76847	DRXL-72-535	186
76540	QMTBK-G	40	76637	SSTBK-B	105	76773	USP24/600	122	76848	DRXM-24-420	188
76540	QMTBK-G	47	76637	SSTBK-B	107	76774	USP30/750	122	76849	DRXM-30-420	188
76540	QMTBK-G	48	76637	SSTBK-B	126	76775	USP36/900	122	76850	DRXM-36-420	188
76551	MMP-1230	41	76637	SSTBK-B	133	76776	USP42/1050	122	76851	DRXM-42-420	188
76552	MMP-1236	41	76638	MHCP-2BC24	60	76777	USP48/1200	122	76852	DRXM-48-420	188
76553	MMP-1242	41	76639	MHCP-2BC30	60	76778	USP54/1350	122	76853	DRXM-54-420	188
76554	MMP-1248	41	76640	MHCP-2BC36	60	76779	USP60/1500	122	76854	DRXM-60-420	188
76555	MMP-1254	41	76641	MHCP-2BC42	60	76780	USP72/1800	122	76855	DRXM-72-420	188
76556	MMP-1260	41	76642	MHCP-2BC48	60	76781	USP84/2100	122	76856	DRXM-24-520	188
76557	MMP-1272	41	76643	MHCP-2BC54	60	76784	UPSBK	122	76857	DRXM-30-520	188
76558	RMC2-FS-1	217	76644	MHCP-2BC60	60	76785	UPBK	122	76858	DRXM-36-520	188
76559	RMC2-FSAPK	217	76645	MHCP-2BC72	60	76788	ABU	122	76859	DRXM-42-520	188
76560	PFC-SS	105	76646	MHS-18RV	101	76788	ABU	122	76860	DRXM-48-520	188
76560	PFC-SS	107	76647	MHS-24RV	101	76789	UMBK	122	76861	DRXM-54-520	188
76570	RB6SA	158	76648	MHS-30RV	101	76789	UMBK	122	76862	DRXM-60-520	188
76571	RB6DH	159	76649	MHS-36RV	101	76790	USPK	122	76863	DRXM-72-520	188
76572	RBAGSCM-16	154	76650	MHS-42RV	101	76790	USPK	122	76864	DRXM-24-435	188
76573	RBAGSCM-22	154	76651	MHS-48RV	101	76791	UHSPK	122	76865	DRXM-30-435	188
76574	RBAGSCM-28	154	76652	MHS-54RV	101	76791	UHSPK	122	76866	DRXM-36-435	188
76575	RBAGSCM-34	154	76653	MHS-60RV	101	76792	USMK	122	76867	DRXM-42-435	188
76576	RBAGSCM-40	154	76654	MHS-72RV	101	76792	USMK	122	76868	DRXM-48-435	188
76577	RBAGSCM-46	154	76655	RBAER-44	157	76793	UHMK	122	76869	DRXM-54-435	188
76578	RBAGSCM-52	154	76658	HTF212	13	76793	UHMK	122	76870	DRXM-60-435	188
76579	RBAGSCM-58	154	76659	HTF218	13	76794	UST-P	122	76871	DRXM-72-435	188
76581	RBAGSCM-70	154	76660	HTF224	13	76795	UST-W	122	76872	DRXM-24-535	188
76593	CRB-HT10	16	76661	HTF230	13	76796	MSP-284	34	76873	DRXM-30-535	188
76593	CRB-HT10	22	76662	HTF236	13	76797	MSP-884	34	76874	DRXM-36-535	188
76593	CRB-HT10	37	76663	HTF242	13	76798	MMP-684	41	76875	DRXM-42-535	188
76594	CRB-HT16	16	76664	HTF248	13	76799	MMP-1284	41	76876	DRXM-48-535	188
76594	CRB-HT16	22	76665	HTF254	13	76800	MHCP-84S	56	76877	DRXM-54-535	188
76594	CRB-HT16	37	76666	HTF260	13	76803	MHS-84	99	76878	DRXM-60-535	188
76595	CRB-HT22	16	76667	HTF272	13	76804	MHS-84V	99	76879	DRXM-72-535	188
76595	CRB-HT22	22	76668	CBC18	130	76805	MHS-84RV	101	76880	DRXH-24-420	190
76595	CRB-HT22	37	76669	CBC24	130	76806	MDWS-84	123	76881	DRXH-30-420	190
76596	CRB-HT28	16	76670	CBC30	130	76807	MSPP84	39	76882	DRXH-36-420	190
76596	CRB-HT28	22	76671	CBC36	130	76808	MMPCP84	47	76883	DRXH-42-420	190
76596	CRB-HT28	37	76672	CBC42	130	76808	MMPCP84	55	76884	DRXH-48-420	190

Index by Item Code

ITEM CODE	ORDERING NUMBER	PAGE	ITEM CODE	ORDERING NUMBER	PAGE	ITEM CODE	ORDERING NUMBER	PAGE	ITEM CODE	ORDERING NUMBER	PAGE
76885	DRXH-54-420	190	76938	IEA-72-96	192	77098	CRB-LS16W	27	77324	MMKU	122
76886	DRXH-60-420	190	76939	HW-IMPB	194	77098	CRB-LS16W	31	77327	MMKUHD	122
76887	DRXH-72-420	190	76940	CRB76	16	77099	CRB-LS22W	27	77330	RM2-FS-50	217
76888	DRXH-24-520	190	76940	CRB76	22	77099	CRB-LS22W	31	77365	LS-SPK	29
76889	DRXH-30-520	190	76940	CRB76	37	77100	CRB-LS28W	27	77366	LSTMPK	29
76890	DRXH-36-520	190	76941	CRB82	16	77100	CRB-LS28W	31	77367	LSTPB-RK	29
76891	DRXH-42-520	190	76941	CRB82	22	77101	CRB-LS34W	27	77384	EZPTBT	20
76892	DRXH-48-520	190	76941	CRB82	37	77101	CRB-LS34W	31	77385	EZPTBTHD	20
76893	DRXH-54-520	190	76942	CDWB84	123	77102	CRB-LS40W	27	77387	SPG-CVR-A	138
76894	DRXH-60-520	190	76943	SST-BUK	105	77102	CRB-LS40W	31	77388	SPG-CVR-B	138
76895	DRXH-72-520	190	76943	SST-BUK	126	77103	CRB-LS46W	27	77389	SPG-CVR-C	138
76896	DRXH-24-435	190	76950	OIBBK	194	77103	CRB-LS46W	31	77390	SPG-CVR-D	138
76897	DRXH-30-435	190	76965	IB4-1U	194	77104	CRB-LS52W	27	77391	SPG-CVR-E	138
76898	DRXH-36-435	190	76966	IB5-1U	194	77104	CRB-LS52W	31	77392	SPG-CVR-F	138
76899	DRXH-42-435	190	76967	RBAGS-18	153	77105	CRB-LS58W	27	77393	SPG-CVR-G	138
76900	DRXH-48-435	190	76968	RBAGS-24	153	77105	CRB-LS58W	31	77423	RAPEK	137
76901	DRXH-54-435	190	76969	RBAGS-30	153	77106	RBAGM-16	29	77424	MMP-624-S/S	42
76902	DRXH-60-435	190	76970	RBAGS-36	153	77106	RBAGM-16	153	77425	MMP-630-S/S	42
76903	DRXH-72-435	190	76971	RBAGS-42	153	77107	RBAGM-22	29	77426	MMP-636-S/S	42
76904	DRXH-24-535	190	76972	RBAGS-48	153	77107	RBAGM-22	153	77427	MMP-642-S/S	42
76905	DRXH-30-535	190	76973	RBAGS-54	153	77108	RBAGM-28	29	77428	MMP-648-S/S	42
76906	DRXH-36-535	190	76974	RBAGS-60	153	77108	RBAGM-28	153	77429	MMP-654-S/S	42
76907	DRXH-42-535	190	76975	RBAGS-72	153	77109	RBAGM-34	29	77430	MMP-660-S/S	42
76908	DRXH-48-535	190	76976	RBAGS-84	153	77109	RBAGM-34	153	77431	MMP-672-S/S	42
76909	DRXH-54-535	190	76977	UBTK	122	77110	RBAGM-40	29	77432	MMP-684-S/S	42
76910	DRXH-60-535	190	76978	UHDBTK	122	77110	RBAGM-40	153	77433	MMP-1230-S/S	42
76911	DRXH-72-535	190	76983	FL-XL	218	77111	RBAGM-46	29	77434	MMP-1236-S/S	42
76912	DRXD-42-520	192	76984	FLVRL-XL	218	77111	RBAGM-46	153	77435	MMP-1242-S/S	42
76913	DRXD-48-520	192	76985	FLTW-XL	218	77114	LS-BP	29	77436	MMP-1248-S/S	42
76914	DRXD-54-520	192	76986	FLELK-XL	218	77115	LS-BP-S/S	33	77437	MMP-1254-S/S	42
76915	DRXD-60-520	192	77037	CSTBK	119	77117	LS-SW	29	77438	MMP-1260-S/S	42
76916	DRXD-72-520	192	77047	TRB84	45	77118	LS-SS	29	77439	MMP-1272-S/S	42
76917	DRXD-84-520	192	77047	TRB84	152	77120	LST-TAK	29	77440	MMP-1284-S/S	42
76918	DRXD-96-520	192	77048	TRB90	45	77121	LST-P	29	77442	PSTA-S/S	40
76919	DRXD-42-535	192	77048	TRB90	152	77122	LST-W	29	77442	PSTA-S/S	48
76920	DRXD-48-535	192	77052	SACSK	119	77123	LST-S	29	77443	TEN-LOCK-KIT	138
76921	DRXD-54-535	192	77065	SACSRC	119	77124	LST-B-S/S	33	77450	QMTS-P-S/S	24
76922	DRXD-60-535	192	77070	LSP12	29	77125	LST-W-S/S	33	77450	QMTS-P-S/S	40
76923	DRXD-72-535	192	77071	LSP18	29	77126	LST-W-S/S-2	33	77450	QMTS-P-S/S	48
76924	DRXD-84-535	192	77072	LSP24	29	77127	EZP-LS212	25	77451	QMTS-W-S/S	24
76925	DRXD-96-535	192	77073	LSP30	29	77128	EZP-LS218	25	77451	QMTS-W-S/S	40
76926	IB4	172	77074	LSP36	29	77129	EZP-LS224	25	77451	QMTS-W-S/S	48
76926	IB4	175	77075	LSP42	29	77130	EZP-LS230	25	77452	QMTS-G-S/S	24
76926	IB4	178	77076	LSP48	29	77131	EZP-LS236	25	77452	QMTS-G-S/S	40
76926	IB4	186	77077	LSP54	29	77132	EZP-LS242	25	77452	QMTS-G-S/S	48
76926	IB4	188	77078	LSP60	29	77133	EZP-LS248	25	77453	MSP-224-S/S	36
76926	IB4	190	77079	LSP12-S/S	33	77134	EZP-LS254	25	77454	MSP-230-S/S	36
76927	IB5	172	77080	LSP18-S/S	33	77135	EZP-LS260	25	77455	MSP-236-S/S	36
76927	IB5	175	77081	LSP24-S/S	33	77136	EZP-LS818	25	77456	MSP-242-S/S	36
76927	IB5	178	77082	LSP30-S/S	33	77137	EZP-LS824	25	77457	MSP-248-S/S	36
76927	IB5	186	77083	LSP36-S/S	33	77138	EZP-LS830	25	77458	MSP-254-S/S	36
76927	IB5	188	77084	LSP42-S/S	33	77139	EZP-LS836	25	77459	MSP-260-S/S	36
76927	IB5	190	77085	LSP48-S/S	33	77140	EZP-LS842	25	77460	MSP-272-S/S	36
76927	IB5	192	77086	LSP54-S/S	33	77141	EZP-LS848	25	77461	MSP-284-S/S	36
76928	IBBK	169	77087	LSP60-S/S	33	77142	EZP-LS854	25	77462	MSP-824-S/S	36
76928	IBBK	172	77088	CRB-LS10	27	77143	EZP-LS860	25	77463	MSP-830-S/S	36
76928	IBBK	175	77088	CRB-LS10	31	77144	CLSFG-212	30	77464	MSP-836-S/S	36
76928	IBBK	178	77089	CRB-LS16	27	77145	CLSFG-218	30	77465	MSP-842-S/S	36
76928	IBBK	186	77089	CRB-LS16	31	77146	CLSFG-224	30	77466	MSP-848-S/S	36
76928	IBBK	188	77090	CRB-LS22	27	77147	CLSFG-230	30	77467	MSP-854-S/S	36
76928	IBBK	190	77090	CRB-LS22	31	77148	CLSFG-236	30	77468	MSP-860-S/S	36
76928	IBBK	192	77091	CRB-LS28	27	77149	CLSFG-242	30	77470	MSP-872-S/S	36
76929	IBS-L4	186	77091	CRB-LS28	31	77150	CLSFG-248	30	77471	MSP-884-S/S	36
76930	IBS-L5	186	77092	CRB-LS34	27	77151	CLSFG-254	30	77472	MSPP24-S/S	40
76931	IBS-M4	178	77092	CRB-LS34	31	77152	CLSFG-260	30	77473	MSPP30-S/S	40
76931	IBS-M4	188	77093	CRB-LS40	27	77153	CLSFG-818	30	77474	MSPP36-S/S	40
76932	IBS-M5	178	77093	CRB-LS40	31	77154	CLSFG-824	30	77475	MSPP42-S/S	40
76932	IBS-M5	188	77094	CRB-LS46	27	77155	CLSFG-830	30	77476	MSPP48-S/S	40
76933	IBS-H4	190	77094	CRB-LS46	31	77156	CLSFG-836	30	77477	MSPP54-S/S	40
76934	IBS-H5	190	77095	CRB-LS52	27	77157	CLSFG-842	30	77478	MSPP60-S/S	40
76935	ISABK	192	77095	CRB-LS52	31	77158	CLSFG-848	30	77479	MSPP72-S/S	40
76936	IMK	186	77096	CRB-LS58	27	77159	CLSFG-854	30	77480	MSPP84-S/S	40
76936	IMK	188	77096	CRB-LS58	31	77160	CLSFG-860	30	77517	RB2TXHD-6.5C	161
76936	IMK	190	77097	CRB-LS10W	27	77250	FL-PKIT-ML	218	77524	MSPPL-S/S	40
76937	IEA-42-60	192	77097	CRB-LS10W	31	77251	FL-PKIT-XL	218	77529	ISABK-LMH	186

Index by Item Code

ITEM CODE	ORDERING NUMBER	PAGE	ITEM CODE	ORDERING NUMBER	PAGE	ITEM CODE	ORDERING NUMBER	PAGE	ITEM CODE	ORDERING NUMBER	PAGE
77529	ISABK-LMH	188	77604	MHS-42-S/S	103	77685	PTS-RR51	203	77768	SACHP2	119
77529	ISABK-LMH	190	77605	MHS-48-S/S	103	77685	PTS-RR51	203	77840	MHS-24-ESAC	116
77530	IBS-D5	192	77606	MHS-54-S/S	103	77686	PTS-RR57	203	77841	MHS-30-ESAC	116
77531	MRB18	52	77607	MHS-60-S/S	103	77686	PTS-RR57	203	77842	MHS-36-ESAC	116
77532	MRB24	52	77608	MHS-72-S/S	103	77687	PTS-RR63	203	77843	MHS-42-ESAC	116
77533	MRB30	52	77609	MHS-84-S/S	103	77687	PTS-RR63	203	77844	MHS-48-ESAC	116
77534	MRB36	52	77610	MHS-24V-S/S	103	77688	PTS-RR69	203	77845	MHS-54-ESAC	116
77535	MRB42	52	77611	MHS-30V-S/S	103	77689	PTS-RR75	203	77846	MHS-60-ESAC	116
77536	MRB48	52	77612	MHS-36V-S/S	103	77690	PTS-RR81	203	77847	MHS-72-ESAC	116
77537	MRB54	52	77613	MHS-42V-S/S	103	77691	PTS-SR	205	77848	MHS-60-2ESAC	116
77538	MRB60	52	77614	MHS-48V-S/S	103	77692	PTS-HDSR	205	77849	MHS-72-2ESAC	116
77539	MRB66	52	77615	MHS-54V-S/S	103	77694	PTS-SAK	205	77850	MHS-84-2ESAC	116
77540	MRB72	52	77616	MHS-60V-S/S	103	77696	PTS-IBK	205	77851	MHS-96-2ESAC	116
77541	MRB78	52	77617	MHS-72V-S/S	103	77697	PTS-HIBK	205	77852	MHS-120-2ESAC	116
77542	MRB84	52	77618	MHS-84V-S/S	103	77698	PTS-PS	205	77853	MHS-24V-ESAC	116
77543	MRB90	52	77620	MHSP24-S/S	107	77699	PTS-PA	205	77854	MHS-30V-ESAC	116
77548	SHIM-KITL	169	77621	MHSP30-S/S	107	77700	PTS-MBK	205	77855	MHS-36V-ESAC	116
77548	SHIM-KITL	172	77622	MHSP36-S/S	107	77701	PTS-MBKUG	205	77856	MHS-42V-ESAC	116
77548	SHIM-KITL	175	77623	MHSP42-S/S	107	77702	PTS-EBK	205	77857	MHS-48V-ESAC	116
77549	SHIM-KITM	178	77624	MHSP48-S/S	107	77703	MHP-624	49	77858	MHS-54V-ESAC	116
77549	SHIM-KITM	188	77625	MHSP54-S/S	107	77704	MHP-630	49	77859	MHS-60V-ESAC	116
77550	SHIM-KITH	190	77626	MHSP60-S/S	107	77705	MHP-636	49	77860	MHS-72V-ESAC	116
77551	CRB-LS10HT	27	77627	MHSP72-S/S	107	77706	MHP-642	49	77861	MHS-60V-2ESAC	116
77551	CRB-LS10HT	31	77628	MHSP84-S/S	107	77707	MHP-648	49	77862	MHS-72V-2ESAC	116
77552	CRB-LS16HT	27	77630	STS-W-S/S	107	77708	MHP-654	49	77863	MHS-84V-2ESAC	116
77552	CRB-LS16HT	31	77631	STS-S-S/S	107	77709	MHP-660	49	77864	MHS-96V-2ESAC	116
77553	CRB-LS22HT	27	77632	STS-B-S/S	107	77710	MHP-672	49	77865	MHS-120V-2ESAC	116
77553	CRB-LS22HT	31	77633	STHDPM2-S/S	107	77711	MHP-684	49	77866	SAC2-TIP-TL	111
77554	CRB-LS28HT	27	77634	STHDMK2-S/S	107	77712	MHP-696	49	77866	SAC2-TIP-TL	115
77554	CRB-LS28HT	31	77635	STGK2-S/S	107	77713	MHP-1230	49	77866	SAC2-TIP-TL	119
77555	CRB-LS34HT	27	77636	SST-BUK-S/S	107	77714	MHP-1236	49	77867	STGK2	105
77555	CRB-LS34HT	31	77637	SST2HD-W-S/S	107	77715	MHP-1242	49	77867	STGK2	106
77556	CRB-LS40HT	27	77638	SST2HD-S-S/S	107	77716	MHP-1248	49	77867	STGK2	126
77556	CRB-LS40HT	31	77639	SST2HD-B-S/S	107	77717	MHP-1254	49	77867	STGK2	126
77557	CRB-LS46HT	27	77640	MHS-24R-S/S	103	77718	MHP-1260	49	77867	STGK2	133
77557	CRB-LS46HT	31	77641	MHS-30R-S/S	103	77719	MHP-1272	49	77867	STGK2	133
77558	CRB-LS52HT	27	77642	MHS-36R-S/S	103	77720	MHP-1284	49	77868	SSTHDPM	105
77558	CRB-LS52HT	31	77643	MHS-42R-S/S	103	77721	MHP-1296	49	77868	SSTHDPM	126
77559	CRB-LS58HT	27	77644	MHS-48R-S/S	103	77722	MMPCP96	47	77868	SSTHDPM	133
77559	CRB-LS58HT	31	77645	MHS-54R-S/S	103	77722	MMPCP96	55	77869	CSTHDPM	119
77575	MMP-1836	41	77646	MHS-60R-S/S	103	77723	PST2-W	55	77870	SSTHDMK	105
77576	MMP-1842	41	77647	MHS-72R-S/S	103	77723	PST2-W	58	77870	SSTHDMK	126
77577	MMP-1848	41	77648	MHS-84R-S/S	103	77723	PST2-W	60	77871	CSTHDMK	119
77578	MMP-1854	41	77649	MHS-24RV-S/S	103	77724	PST2-S	55	77872	CST1HD-W	119
77579	MMP-1860	41	77650	MHS-30RV-S/S	103	77724	PST2-S	58	77873	CST1HD-S	119
77580	MMP-1872	41	77651	MHS-36RV-S/S	103	77724	PST2-S	60	77874	CST1HD-B	119
77581	MMP-1884	41	77652	MHS-42RV-S/S	103	77725	PST2-R	55	77875	CST1HD-G	119
77582	MSPMPK-S/S	40	77653	MHS-48RV-S/S	103	77725	PST2-R	58	77879	SST2HD-W	105
77582	MSPMPK-S/S	48	77654	MHS-54RV-S/S	103	77725	PST2-R	60	77879	SST2HD-W	126
77583	MSPBPK-S/S	24	77655	MHS-60RV-S/S	103	77726	PSTS-R	55	77880	SST2HD-S	105
77583	MSPBPK-S/S	40	77656	MHS-72RV-S/S	103	77726	PSTS-R	60	77880	SST2HD-S	126
77584	QMT-P-S/S	40	77657	MHS-84RV-S/S	103	77727	MHPMPK	55	77881	SST2HD-B	105
77584	QMT-P-S/S	48	77664	PTS-18R	203	77727	MHPMPK	60	77881	SST2HD-B	126
77585	QMT-W-S/S	40	77665	PTS-24R	203	77728	MHPBPK	55	77882	SACRKN	111
77585	QMT-W-S/S	48	77666	PTS-30R	203	77729	FLCK	218	77882	SACRKN	115
77586	QMT-G-S/S	40	77667	PTS-36R	203	77741	SPG-CVR-H	138	77882	SACRKN	119
77586	QMT-G-S/S	48	77668	PTS-42R	203	77742	CTS-W	119	77883	SACRH	111
77587	QMTPAK-S/S	40	77669	PTS-48R	203	77743	CTS-S	83	77883	SACRH	115
77587	QMTPAK-S/S	48	77670	PTS-54R	203	77743	CTS-S	119	77883	SACRH	119
77588	QMTPSBK-S/S	40	77671	PTS-60R	203	77744	CTS-B	119	77884	SACRHL	111
77588	QMTPSBK-S/S	48	77672	PTS-72R	203	77745	CTS-G	119	77884	SACRHL	115
77590	MMPCP24-S/S	48	77673	PTS-30R-UG	203	77746	EZP-LS212HT	26	77884	SACRHL	119
77591	MMPCP30-S/S	48	77674	PTS-36R-UG	203	77747	EZP-LS218HT	26	77885	SACKRP	111
77592	MMPCP36-S/S	48	77675	PTS-42R-UG	203	77748	EZP-LS224HT	26	77885	SACKRP	115
77593	MMPCP42-S/S	48	77676	PTS-48R-UG	203	77749	EZP-LS230HT	26	77885	SACKRP	119
77594	MMPCP48-S/S	48	77677	PTS-54R-UG	203	77750	EZP-LS236HT	26	77886	SACRKT	111
77595	MMPCP54-S/S	48	77678	PTS-60R-UG	203	77751	EZP-LS242HT	26	77886	SACRKT	115
77596	MMPCP60-S/S	48	77679	PTS-72R-UG	203	77752	EZP-LS248HT	26	77886	SACRKT	119
77597	MMPCP72-S/S	48	77680	PTS-RR21	203	77753	EZP-LS254HT	26	77887	SACPL-24/600	111
77598	MMPCP84-S/S	48	77681	PTS-RR27	203	77754	EZP-LS260HT	26	77887	SACPL-24/600	115
77599	MHP-EP-S/S	48	77682	PTS-RR33	203	77755	PTS-RHSAA	205	77887	SACPL-24/600	119
77600	MMPBPK-S/S	48	77683	PTS-RR39	203	77756	PTS-LHSAA	205	77888	SACPL-30/750	111
77601	MHS-24-S/S	103	77683	PTS-RR39	203	77757	UST-S	122	77888	SACPL-30/750	115
77602	MHS-30-S/S	103	77684	PTS-RR45	203	77768	SACHP2	111	77888	SACPL-30/750	119
77603	MHS-36-S/S	103	77684	PTS-RR45	203	77768	SACHP2	115	77889	SACPL-36/900	111

Index by Item Code

ITEM CODE	ORDERING NUMBER	PAGE	ITEM CODE	ORDERING NUMBER	PAGE	ITEM CODE	ORDERING NUMBER	PAGE	ITEM CODE	ORDERING NUMBER	PAGE
77889	SACPL-36/900	115	77917	PCAP-48/1200	111	77992	PV96-2ESAC	108	78406	RV-42	92
77889	SACPL-36/900	119	77918	PCAP-54/1350	111	77993	PV120-2ESAC	108	78407	RV-48	92
77890	SACPL-42/1050	111	77919	PCAP-60/1500	111	77994	RV24-ESAC	112	78408	RV-54	92
77890	SACPL-42/1050	115	77920	PCAP-72/1800	111	77995	RV30-ESAC	112	78409	RV-60	92
77890	SACPL-42/1050	119	77921	RCAP-24/600	115	77996	RV36-ESAC	112	78414	PP-18	91
77891	SACPL-48/1200	111	77922	RCAP-30/750	115	77997	RV42-ESAC	112	78415	PV-24	88
77891	SACPL-48/1200	115	77923	RCAP-36/900	115	77998	RV48-ESAC	112	78416	PP-24	91
77891	SACPL-48/1200	119	77924	RCAP-42/1050	115	77999	RV54-ESAC	112	78417	PV-30	88
77892	SACPL-54/1350	111	77925	RCAP-48/1200	115	78000	RV60-ESAC	112	78418	PP-30	91
77892	SACPL-54/1350	115	77926	RCAP-54/1350	115	78001	RV72-ESAC	112	78419	PV-36	88
77892	SACPL-54/1350	119	77927	RCAP-60/1500	115	78002	RV60-2ESAC	112	78420	PP-36	91
77893	SACPL-60/1500	111	77928	RCAP-72/1800	115	78003	RV72-2ESAC	112	78421	PV-42	88
77893	SACPL-60/1500	115	77929	MHS-CARK-C24/600	117	78004	RV84-2ESAC	112	78422	PP-42	91
77893	SACPL-60/1500	119	77930	MHS-CARK-C30/750	117	78005	RV96-2ESAC	112	78423	PV-48	88
77894	SACPL-72/1800	111	77931	MHS-CARK-C36/900	117	78006	RV120-2ESAC	112	78424	PP-48	91
77894	SACPL-72/1800	115	77932	MHS-CARK-C42/1050	117	78072	P-CARK-C24/600	109	78425	PP-54	91
77894	SACPL-72/1800	119	77933	MHS-CARK-C48/1200	117	78073	P-CARK-C30/750	109	78426	RP-18	94
77895	SACPL2-60/1500	111	77934	MHS-CARK-C54/1350	117	78074	P-CARK-C36/900	109	78427	RP-24	94
77895	SACPL2-60/1500	115	77935	MHS-CARK-C60/1500	117	78075	P-CARK-C42/1050	109	78428	RP-30	94
77895	SACPL2-60/1500	119	77936	MHS-CARK-C72/1800	117	78076	P-CARK-C48/1200	109	78429	RP-36	94
77896	SACPL2-72/1800	111	77937	MHS-CARK-V24/600	117	78077	P-CARK-C54/1350	109	78430	RP-42	94
77896	SACPL2-72/1800	115	77938	MHS-CARK-V30/750	117	78078	P-CARK-C60/1500	109	78431	RP-48	94
77896	SACPL2-72/1800	119	77939	MHS-CARK-V36/900	117	78079	P-CARK-C72/1800	109	78432	RP-54	94
77897	SACPL2-84/2100	111	77940	MHS-CARK-V42/1050	117	78080	P-CARK-V24/600	109	78433	RP-60	94
77897	SACPL2-84/2100	115	77941	MHS-CARK-V48/1200	117	78081	P-CARK-V30/750	109	78451	PP-60	91
77897	SACPL2-84/2100	119	77942	MHS-CARK-V54/1350	117	78082	P-CARK-V36/900	109	78453	PV-18	88
77898	SACPL2-96/2400	111	77943	MHS-CARK-V60/1500	117	78083	P-CARK-V42/1050	109	78454	PP-54	88
77898	SACPL2-96/2400	115	77944	MHS-CARK-V72/1800	117	78084	P-CARK-V48/1200	109	78455	PV-60	88
77898	SACPL2-96/2400	119	77945	MHS-CARK2-C60/1500	117	78085	P-CARK-V54/1350	109	78462	LSTMPK2-S/S	33
77899	SACPL2-120/3000	111	77946	MHS-CARK2-C72/1800	117	78086	P-CARK-V60/1500	109	78471	CRB-W10	16
77899	SACPL2-120/3000	115	77947	MHS-CARK2-C84/2100	117	78087	P-CARK-V72/1800	109	78471	CRB-W10	22
77899	SACPL2-120/3000	119	77948	MHS-CARK2-C96/2400	117	78088	P-CARK2-C60/1500	109	78471	CRB-W10	37
77900	CART-24/600	111	77949	MHS-CARK2-C120/3000	117	78089	P-CARK2-C72/1800	109	78472	CRB-W16	16
77900	CART-24/600	115	77950	MHS-CARK2-V60/1500	117	78090	P-CARK2-C84/2100	109	78472	CRB-W16	22
77900	CART-24/600	119	77951	MHS-CARK2-V72/1800	117	78091	P-CARK2-C96/2400	109	78472	CRB-W16	37
77901	CART-30/750	111	77952	MHS-CARK2-V84/2100	117	78092	P-CARK2-C120/3000	109	78473	CRB-W22	16
77901	CART-30/750	115	77953	MHS-CARK2-V96/2400	117	78093	P-CARK2-V60/1500	109	78473	CRB-W22	22
77901	CART-30/750	119	77954	MHS-CARK2-V120/3000	117	78094	P-CARK2-V72/1800	109	78473	CRB-W22	37
77902	CART-36/900	111	77955	PC24-ESAC	108	78095	P-CARK2-V84/2100	109	78474	CRB-W28	16
77902	CART-36/900	115	77956	PC30-ESAC	108	78096	P-CARK2-V96/2400	109	78474	CRB-W28	22
77902	CART-36/900	119	77957	PC36-ESAC	108	78097	P-CARK2-V120/3000	109	78474	CRB-W28	37
77903	CART-42/1050	111	77958	PC42-ESAC	108	78098	R-CARK-C24/600	113	78475	CRB-W34	16
77903	CART-42/1050	115	77959	PC48-ESAC	108	78099	R-CARK-C30/750	113	78475	CRB-W34	22
77903	CART-42/1050	119	77960	PC54-ESAC	108	78100	R-CARK-C36/900	113	78475	CRB-W34	37
77904	CART-48/1200	111	77961	PC60-ESAC	108	78101	R-CARK-C42/1050	113	78476	CRB-W40	16
77904	CART-48/1200	115	77962	PC72-ESAC	108	78102	R-CARK-C48/1200	113	78476	CRB-W40	22
77904	CART-48/1200	119	77963	PC60-2ESAC	108	78103	R-CARK-C54/1350	113	78476	CRB-W40	37
77905	CART-54/1350	111	77964	PC72-2ESAC	108	78104	R-CARK-C60/1500	113	78477	CRB-W46	16
77905	CART-54/1350	115	77965	PC84-2ESAC	108	78105	R-CARK-C72/1800	113	78477	CRB-W46	22
77905	CART-54/1350	119	77966	PC96-2ESAC	108	78106	R-CARK-V24/600	113	78477	CRB-W46	37
77906	CART-60/1500	111	77967	PC120-2ESAC	108	78107	R-CARK-V30/750	113	78478	CRB-W52	16
77906	CART-60/1500	115	77968	RC24-ESAC	112	78108	R-CARK-V36/900	113	78478	CRB-W52	22
77906	CART-60/1500	119	77969	RC30-ESAC	112	78109	R-CARK-V42/1050	113	78478	CRB-W52	37
77907	CART-72/1800	111	77970	RC36-ESAC	112	78110	R-CARK-V48/1200	113	78479	CRB-W58	16
77907	CART-72/1800	115	77971	RC42-ESAC	112	78111	R-CARK-V54/1350	113	78479	CRB-W58	22
77907	CART-72/1800	119	77972	RC48-ESAC	112	78112	R-CARK-V60/1500	113	78479	CRB-W58	37
77908	CART2-60/1500	111	77973	RC54-ESAC	112	78113	R-CARK-V72/1800	113	78488	EZP1T-212	12
77908	CART2-60/1500	115	77974	RC60-ESAC	112	78114	R-CARK2-C60/1500	113	78489	EZP1T-218	12
77908	CART2-60/1500	119	77975	RC72-ESAC	112	78115	R-CARK2-C72/1800	113	78490	EZP1T-224	12
77909	CART2-72/1800	111	77976	RC60-2ESAC	112	78116	R-CARK2-C84/2100	113	78491	EZP1T-230	12
77909	CART2-72/1800	115	77977	RC72-2ESAC	112	78117	R-CARK2-C96/2400	113	78492	EZP1T-236	12
77909	CART2-72/1800	119	77978	RC84-2ESAC	112	78118	R-CARK2-C120/3000	113	78493	EZP1T-242	12
77910	CART2-84/2100	111	77979	RC96-2ESAC	112	78119	R-CARK2-V60/1500	113	78494	EZP1T-248	12
77910	CART2-84/2100	115	77980	RC120-2ESAC	112	78120	R-CARK2-V72/1800	113	78495	EZP1T-254	12
77910	CART2-84/2100	119	77981	PV24-ESAC	108	78121	R-CARK2-V84/2100	113	78496	EZP1T-260	12
77911	CART2-96/2400	111	77982	PV30-ESAC	108	78122	R-CARK2-V96/2400	113	78497	EZP1T-272	12
77911	CART2-96/2400	115	77983	PV36-ESAC	108	78123	R-CARK2-V120/3000	113	78498	EZP1T-818	12
77911	CART2-96/2400	119	77984	PV42-ESAC	108	78142	STS-G	105	78499	EZP1T-824	12
77912	CART2-120/3000	111	77985	PV48-ESAC	108	78142	STS-G	126	78500	EZP1T-830	12
77912	CART2-120/3000	115	77986	PV54-ESAC	108	78142	STS-G	133	78501	EZP1T-836	12
77912	CART2-120/3000	119	77987	PV60-ESAC	108	78387	CTS-B-S/S	33	78502	EZP1T-842	12
77913	PCAP-24/600	111	77988	PV72-ESAC	108	78402	RV-18	92	78503	EZP1T-848	12
77914	PCAP-30/750	111	77989	PV60-2ESAC	108	78403	RV-24	92	78504	EZP1T-854	12
77915	PCAP-36/900	111	77990	PV72-2ESAC	108	78404	RV-30	92	78505	EZP1T-860	12
77916	PCAP-42/1050	111	77991	PV84-2ESAC	108	78405	RV-36	92	78506	EZP1T-872	12

Index by Item Code

ITEM CODE	ORDERING NUMBER	PAGE	ITEM CODE	ORDERING NUMBER	PAGE	ITEM CODE	ORDERING NUMBER	PAGE	ITEM CODE	ORDERING NUMBER	PAGE
78507	EZPTMPK	20	78705	PAK	55	78789	SB4	188	78874	EZSB42-4I	170
78508	EZPTCK	20	78705	PAK	58	78789	SB4	190	78875	EZSB48-4I	170
78509	EZPTCKHD	20	78705	PAK	60	78790	SB5	169	78876	EZSB54-4I	170
78510	EZPTSR	20	78706	MMP-624P	43	78790	SB5	172	78877	EZSB60-4I	170
78511	EZPTSK	20	78707	MMP-630P	43	78790	SB5	175	78878	EZSB72-4I	170
78512	EZPTSKHD	20	78708	MMP-636P	43	78790	SB5	178	78879	EZSB24-5I	170
78591	MHP-1836	49	78709	MMP-642P	43	78790	SB5	186	78880	EZSB30-5I	170
78592	MHP-1842	49	78710	MMP-648P	43	78790	SB5	188	78881	EZSB36-5I	170
78593	MHP-1848	49	78711	MMP-654P	43	78790	SB5	190	78882	EZSB42-5I	170
78594	MHP-1854	49	78712	MMP-660P	43	78790	SB5	192	78883	EZSB48-5I	170
78595	MHP-1860	49	78713	MMP-672P	43	78791	PATLK	44	78884	EZSB54-5I	170
78596	MHP-1872	49	78714	MMP-684P	43	78791	PATLK	51	78885	EZSB60-5I	170
78597	MHP-1884	49	78715	MMP-1230P	43	78791	PATLK	57	78886	EZSB72-5I	170
78598	MHP-1896	49	78716	MMP-1236P	43	78791	PATLK	102	78887	EZIB24-4L	173
78599	MHP-624P	50	78717	MMP-1242P	43	78791	PATLK	124	78888	EZIB30-4L	173
78600	MHP-630P	50	78718	MMP-1248P	43	78794	PATHK	44	78889	EZIB36-4L	173
78601	MHP-636P	50	78719	MMP-1254P	43	78794	PATHK*	44	78890	EZIB42-4L	173
78602	MHP-642P	50	78720	MMP-1260P	43	78794	PATHK	51	78891	EZIB48-4L	173
78603	MHP-648P	50	78721	MMP-1272P	43	78794	PATHK*	51	78892	EZIB54-4L	173
78604	MHP-654P	50	78722	MMP-1284P	43	78794	PATHK	57	78893	EZIB60-4L	173
78605	MHP-660P	50	78723	MHCP-24P	56	78794	PATHK*	57	78894	EZIB72-4L	173
78606	MHP-672P	50	78724	MHCP-30P	56	78794	PATHK	102	78895	EZIB24-5L	173
78607	MHP-684P	50	78725	MHCP-36P	56	78794	PATHK*	102	78896	EZIB30-5L	173
78608	MHP-696P	50	78726	MHCP-42P	56	78794	PATHK	124	78897	EZIB36-5L	173
78609	MHP-1230P	50	78727	MHCP-48P	56	78794	PATHK*	124	78898	EZIB42-5L	173
78610	MHP-1236P	50	78728	MHCP-54P	56	78799	PANK*	44	78899	EZIB48-5L	173
78611	MHP-1242P	50	78729	MHCP-60P	56	78799	PANK*	51	78900	EZIB54-5L	173
78612	MHP-1248P	50	78730	MHCP-72P	56	78799	PANK*	57	78901	EZIB60-5L	173
78613	MHP-1254P	50	78731	MHCP-84P	56	78799	PANK*	102	78902	EZIB72-5L	173
78614	MHP-1260P	50	78732	SAT2PM	106	78799	PANK*	124	78903	EZIB24-4M	176
78615	MHP-1272P	50	78732	SAT2PM	126	78801	H-MK2	145	78904	EZIB30-4M	176
78616	MHP-1284P	50	78732	SAT2PM	133	78808	EST-P-S/S	24	78905	EZIB36-4M	176
78617	MHP-1296P	50	78733	SAT2AK	105	78809	EST-W-S/S	24	78906	EZIB42-4M	176
78618	MHP-1836P	50	78733	SAT2AK	106	78810	EST-G-S/S	24	78907	EZIB48-4M	176
78619	MHP-1842P	50	78733	SAT2AK	126	78812	EZP1P12-S/S	24	78908	EZIB54-4M	176
78620	MHP-1848P	50	78733	SAT2AK	133	78813	EZP1P18-S/S	24	78909	EZIB60-4M	176
78621	MHP-1854P	50	78735	SAT2PAT	106	78814	EZP1P24-S/S	24	78910	EZIB72-4M	176
78622	MHP-1860P	50	78735	SAT2PAT	126	78815	EZP1P30-S/S	24	78911	EZIB24-5M	176
78623	MHP-1872P	50	78736	MHS-24P	101	78816	EZP1P36-S/S	24	78912	EZIB30-5M	176
78624	MHP-1884P	50	78737	MHS-30P	101	78817	EZP1P42-S/S	24	78913	EZIB36-5M	176
78625	MHP-1896P	50	78738	MHS-36P	101	78818	EZP1P48-S/S	24	78914	EZIB42-5M	176
78669	MHP-2442	49	78739	MHS-42P	101	78819	EZP1P54-S/S	24	78915	EZIB48-5M	176
78670	MHP-2448	49	78740	MHS-48P	101	78820	EZP1P60-S/S	24	78916	EZIB54-5M	176
78671	MHP-2454	49	78741	MHS-54P	101	78821	EZP1P72-S/S	24	78917	EZIB60-5M	176
78672	MHP-2460	49	78742	MHS-60P**	101	78838	CFG-212	21	78918	EZIB72-5M	176
78673	MHP-2472	49	78743	MHS-72P**	101	78839	CFG-218	21	78919	CCMK	79
78674	MHP-2484	49	78744	MHS-84P**	101	78840	CFG-224	21	78919	CCMK	91
78675	MHP-2496	49	78745	MDWS-24P	123	78841	CFG-230	21	78919	CCMK	94
78676	MHP-2442P	50	78746	MDWS-30P	123	78842	CFG-236	21	78919	CCMK	146
78677	MHP-2448P	50	78747	MDWS-36P	123	78843	CFG-242	21	78920	CCMKHD	79
78678	MHP-2454P	50	78748	MDWS-42P	123	78844	CFG-248	21	78920	CCMKHD	111
78679	MHP-2460P	50	78749	MDWS-48P	123	78845	CFG-254	21	78920	CCMKHD	115
78680	MHP-2472P	50	78750	MDWS-54P	123	78846	CFG-260	21	78920	CCMKHD	146
78681	MHP-2484P	50	78751	MDWS-60P	123	78848	EZP1PL-S/S	24	78923	EZP1MPK-S/S	24
78682	MHP-2496P	50	78752	MDWS-72P	123	78849	ESTAK-EST-S/S	24	78924	CFG-818	21
78683	PACB60	47	78753	MDWS-84P	123	78850	LS-SW-S/S	33	78925	CFG-824	21
78683	PACB60	55	78754	TRB-HT18	45	78855	EZSB24-4C	167	78926	CFG-830	21
78683	PACB60	60	78755	TRB-HT24	45	78856	EZSB30-4C	167	78927	CFG-836	21
78684	PAT1	44	78756	TRB-HT30	45	78857	EZSB36-4C	167	78928	CFG-842	21
78684	PAT1	51	78757	TRB-HT36	45	78858	EZSB42-4C	167	78929	CFG-848	21
78684	PAT1	57	78758	TRB-HT42	45	78859	EZSB48-4C	167	78930	CFG-854	21
78684	PAT1	102	78759	TRB-HT48	45	78860	EZSB54-4C	167	78931	CFG-860	21
78684	PAT1	124	78760	TRB-HT54	45	78861	EZSB60-4C	167	78933	LSTMPK-S/S	33
78685	PAT2	44	78761	TRB-HT60	45	78862	EZSB72-4C	167	78934	EZP1-212W	15
78685	PAT2	51	78762	TRB-HT66	45	78863	EZSB24-5C	167	78935	EZP1-218W	15
78685	PAT2	57	78763	TRB-HT72	45	78864	EZSB30-5C	167	78936	EZP1-224W	15
78685	PAT2	102	78764	TRB-HT78	45	78865	EZSB36-5C	167	78937	EZP1-230W	15
78685	PAT2	124	78767	PTS-WMK	205	78866	EZSB42-5C	167	78938	EZP1-236W	15
78686	MMPCP96-S/S	48	78786	HAR-K	19	78867	EZSB48-5C	167	78939	EZP1-242W	15
78700	ICT6-S/S	107	78786	HAR-K	145	78868	EZSB54-5C	167	78940	EZP1-248W	15
78703	SAT2NCB	106	78789	SB4	169	78869	EZSB60-5C	167	78941	EZP1-254W	15
78703	SAT2NCB	126	78789	SB4	172	78870	EZSB72-5C	167	78942	EZP1-260W	15
78704	SAT2MK	106	78789	SB4	175	78871	EZSB24-4I	170	78943	EZP1-272W	15
78704	SAT2MK	126	78789	SB4	178	78872	EZSB30-4I	170	78944	EZBKM-24	175
78705	PAK	47	78789	SB4	186	78873	EZSB36-4I	170	78944	EZBKM-24	178

Index by Item Code

ITEM CODE	ORDERING NUMBER	PAGE	ITEM CODE	ORDERING NUMBER	PAGE	ITEM CODE	ORDERING NUMBER	PAGE	ITEM CODE	ORDERING NUMBER	PAGE
78945	EZBMK-30	175	78982	EZCSK-48	178	79056	QMTS-S-S/S	48	79305	INDR-1824	139
78945	EZBMK-30	178	78983	EZCSK-54	169	79057	STS-G-S/S	107	79306	INDR-2424	139
78946	EZBMK-36	175	78983	EZCSK-54	172	79059	QMT-S-S/S	48	79307	INDR-1212S	139
78946	EZBMK-36	178	78983	EZCSK-54	175	79060	DWP-96	126	79308	INDR-1218S	139
78947	EZBMK-42	175	78983	EZCSK-54	178	79062	CDWB96	123	79309	INDR-1824S	139
78947	EZBMK-42	178	78984	EZCSK-60	169	79063	MDWS-96	123	79310	INDR-2424S	139
78948	EZBMK-48	175	78984	EZCSK-60	172	79064	MDWS-96P	123	79311	IDSC-1212	139
78948	EZBMK-48	178	78984	EZCSK-60	175	79068	HTTS-HT	75	79312	IDSC-1218	139
78949	EZBMK-54	175	78984	EZCSK-60	178	79070	SSTHK	105	79313	IDSC-1824	139
78949	EZBMK-54	178	78985	EZCSK-72	169	79070	SSTHK	119	79314	IDSC-2424	139
78950	EZBMK-60	175	78985	EZCSK-72	172	79070	SSTHK	126	79315	IDSEAL	139
78950	EZBMK-60	178	78985	EZCSK-72	175	79071	SSTHK-S/S	107	79316	IDHINGE	139
78951	EZBMK-72	175	78985	EZCSK-72	178	79072	HDRBK-HD	143	79317	IDLATCH	139
78951	EZBMK-72	178	78986	MHCP-2BC96	60	79073	PFS-ESAC	116	79318	EZIRMK	172
78952	EZRMK	169	78987	H-MK1	145	79080	LAGGING-TB	223	79320	UPFCC	98
78953	EZBS-L4	172	78990	HP-18	145	79091	EZAI-24I	170	79320	UPFCC	105
78953	EZBS-L4	175	78991	HP-24	145	79091	EZAI-24I	179	79323	HV2-18SS	65
78954	EZBS-L5	172	78992	HP-30	145	79091	EZAI-24I	182	79324	HV2-18S	65
78954	EZBS-L5	175	78993	HP-36	145	79092	EZAI-30I	170	79325	HV2-18M	65
78955	MHCP-96S	56	78994	HP-42	145	79092	EZAI-30I	179	79326	HV2-24SS	65
78956	MHCP-BPA96	58	78995	HP-48	145	79092	EZAI-30I	182	79327	HV2-24S	65
78957	MHCP-BCK96	58	78996	HP-54	145	79093	EZAI-36I	170	79328	HV2-24M	65
78958	MHP-CP96	60	78997	HP-60	145	79093	EZAI-36I	179	79329	HV2-30SS	65
78959	MHCP-96P	56	78998	HP-72	145	79093	EZAI-36I	182	79330	HV2-30S	65
78970	EZWPK-24	169	79000	EZAI-24	167	79094	EZAI-42I	170	79331	HV2-30M	65
78970	EZWPK-24	172	79001	EZAI-30	167	79094	EZAI-42I	179	79332	HV2-36SS	65
78970	EZWPK-24	175	79002	EZAI-36	167	79094	EZAI-42I	182	79333	HV2-36S	65
78970	EZWPK-24	178	79003	EZAI-42	167	79095	EZAI-48I	170	79334	HV2-36M	65
78971	EZWPK-30	169	79004	EZAI-48	167	79095	EZAI-48I	179	79335	HV2-36L	65
78971	EZWPK-30	172	79005	EZAI-54	167	79095	EZAI-48I	182	79336	HV2-42SS	65
78971	EZWPK-30	175	79006	EZAI-60	167	79096	EZAI-54I	170	79337	HV2-42S	65
78971	EZWPK-30	178	79007	EZAI-72	167	79096	EZAI-54I	179	79338	HV2-42M	65
78972	EZWPK-36	169	79009	HDRBK	143	79096	EZAI-54I	182	79339	HV2-42L	65
78972	EZWPK-36	172	79010	HDR24	143	79097	EZAI-60I	170	79340	HV2-42LL	65
78972	EZWPK-36	175	79011	HDR30	143	79097	EZAI-60I	179	79341	HV2-48SS	65
78972	EZWPK-36	178	79012	HDR36	143	79097	EZAI-60I	182	79342	HV2-48S	65
78973	EZWPK-42	169	79013	HDR42	143	79098	EZAI-72I	170	79343	HV2-48M	65
78973	EZWPK-42	172	79014	HDR48	143	79098	EZAI-72I	179	79344	HV2-48L	65
78973	EZWPK-42	175	79015	HDR54	143	79098	EZAI-72I	182	79345	HV2-48LL	65
78973	EZWPK-42	178	79016	HDR60	143	79099	LAGGING-TB2	223	79346	HV2-54S	65
78974	EZWPK-48	169	79017	HDRS72*	143	79202	USTSCK	122	79347	HV2-54M	65
78974	EZWPK-48	172	79018	HDRS84*	143	79204	USTSCKHD	122	79348	HV2-54L	65
78974	EZWPK-48	175	79019	HDRR24	143	79206	USPB2	122	79349	HV2-54LL	65
78974	EZWPK-48	178	79020	HDRR30	143	79207	UHPB2	122	79350	HV2-60S	65
78975	EZWPK-54	169	79021	HDRR36	143	79224	CCKL	79	79351	HV2-60M	65
78975	EZWPK-54	172	79022	HDRR42	143	79224	CCKL	91	79352	HV2-60L	65
78975	EZWPK-54	175	79023	HDRR48	143	79224	CCKL	94	79353	HV2-60LL	65
78975	EZWPK-54	178	79024	HDRR54	143	79224	CCKL	146	79354	HV2-72S	65
78976	EZWPK-60	169	79025	HDRR60	143	79225	CCKHDL	119	79355	HV2-72M	65
78976	EZWPK-60	172	79026	HDRRS72*	143	79225	CCKHDL	79	79356	HV2-72L	65
78976	EZWPK-60	175	79027	HDRRS84*	143	79225	CCKHDL	115	79357	HV2-72LL	65
78976	EZWPK-60	178	79033	MMP-696	41	79225	CCKHDL	146	79358	H2P18	67
78977	EZWPK-72	169	79034	MMP-1296	41	79228	CCKR	79	79359	H2P24	67
78977	EZWPK-72	172	79035	MMP-696-S/S	42	79228	CCKR	91	79360	H2P30	67
78977	EZWPK-72	175	79036	MMP-1296-S/S	42	79228	CCKR	94	79361	H2P36	67
78977	EZWPK-72	178	79037	MMP-696P	43	79228	CCKR	146	79362	H2P42	67
78978	EZCSK-24	169	79038	MMP-1296P	43	79229	CCKHDR	79	79363	H2P48	67
78978	EZCSK-24	172	79039	QMT-S	47	79229	CCKHDR	111	79364	H2P54	67
78978	EZCSK-24	175	79039	QMT-S	67	79229	CCKHDR	115	79365	H2P60	67
78978	EZCSK-24	178	79039	QMT-S	74	79229	CCKHDR	146	79366	H2P72	67
78979	EZCSK-30	169	79040	MMP-1896	41	79232	CCKTS	79	79367	HV2T-S/S	65
78979	EZCSK-30	172	79041	SST2HD-G	105	79232	CCKTS	91	79367	HV2T-S/S	67
78979	EZCSK-30	175	79041	SST2HD-G	126	79232	CCKTS	94	79368	HV2PT	65
78979	EZCSK-30	178	79042	SST2HD-G-S/S	107	79232	CCKTS	146	79368	HV2PT	67
78980	EZCSK-36	169	79043	MHS-96	99	79233	CCKHDTS	79	79369	H2SA6SS	65
78980	EZCSK-36	172	79044	MHS-96V	99	79233	CCKHDTS	111	79369	H2SA6SS	67
78980	EZCSK-36	175	79045	MHS-96R	101	79233	CCKHDTS	115	79370	H2SA6S	65
78980	EZCSK-36	178	79046	MHS-96RV	101	79233	CCKHDTS	146	79370	H2SA6S	67
78981	EZCSK-42	169	79047	MHS-96P***	101	79236	HDRGEK	143	79371	H2SA6M	65
78981	EZCSK-42	172	79048	MHS-96-S/S	103	79299	USTSC	122	79371	H2SA6M	67
78981	EZCSK-42	175	79049	MHS-96V-S/S	103	79299	USTSC	122	79372	H2SA6L	65
78981	EZCSK-42	178	79050	MHS-96R-S/S	103	79300	USTSCHD	122	79372	H2SA6L	67
78982	EZCSK-48	169	79051	MHS-96RV-S/S	103	79300	USTSCHD	122	79373	H2SA6LL	65
78982	EZCSK-48	172	79052	MHSP-96	105	79303	INDR-1212	139	79373	H2SA6LL	67
78982	EZCSK-48	175	79053	MHSP96-S/S	107	79304	INDR-1218	139	79374	H2RC	67

Index by Item Code

ITEM CODE	ORDERING NUMBER	PAGE	ITEM CODE	ORDERING NUMBER	PAGE	ITEM CODE	ORDERING NUMBER	PAGE	ITEM CODE	ORDERING NUMBER	PAGE
79375	HV2SSTS	67	79498	MBC-42	127	79611	YCART-18/450-W	83	79741	MHS-42RU	98
79378	MSR2	210	79499	MBC-48	127	79612	YCART-24/600-W	81	79742	MHS-48RU	98
79378	MSR2	211	79500	MBC-54	127	79612	YCART-24/600-W	83	79743	MHS-54RU	98
79379	MIB2-1U	181	79501	MBC-60	127	79613	YCART-30/750-W	81	79744	MHS-60RU	98
79379	MIB2-1U	184	79502	MBC-72	127	79613	YCART-30/750-W	83	79745	MHS-72RU	98
79380	PMSMK2	210	79503	MBC-84	127	79614	YCART-36/900-W	81	79746	MHS-84RU	98
79380	PMSMK2	211	79504	MBDS-18	129	79614	YCART-36/900-W	83	79747	MHS-96RU	98
79381	MAK2	211	79505	MBDS-24	129	79615	YCART-42/1050-W	81	79748	MHS-18RUV	98
79382	MAKHD2	211	79506	MBDS-30	129	79615	YCART-42/1050-W	83	79749	MHS-24RUV	98
79383	CLN460/18.4-12S	222	79507	MBDS-36	129	79616	YCART-48/1200-W	81	79750	MHS-30RUV	98
79384	CLN600/24-12S	222	79508	MBDS-42	129	79616	YCART-48/1200-W	83	79751	MHS-36RUV	98
79385	CLN760/30.4-12S	222	79509	MBDS-48	129	79617	YCART-18/450-P	81	79752	MHS-42RUV	98
79387	CLN900/36-12S	222	79510	MBDS-54	129	79617	YCART-18/450-P	83	79753	MHS-48RUV	98
79388	CLN1060/42.4-12S	222	79511	MBDS-60	129	79618	YCART-24/600-P	81	79754	MHS-54RUV	98
79389	CLN1200/48-12S	222	79512	MBDS-72	129	79618	YCART-24/600-P	83	79755	MHS-60RUV	98
79390	CLN1360/54.4-12S	222	79513	MBDS-84	129	79619	YCART-30/750-P	81	79756	MHS-72RUV	98
79392	CLN1520/60.8-12S	222	79514	MBRD-18	127	79619	YCART-30/750-P	83	79757	MHS-84RUV	98
79395	CLN1800/72-12S	222	79514	MBRD-18	129	79620	YCART-36/900-P	81	79758	MHS-96RUV	98
79398	CLN2100/84-12S	222	79515	MBRD-24	127	79620	YCART-36/900-P	83	79759	YT-TC-18S	80
79406	CLFR460/18.4-12S	222	79515	MBRD-24	129	79621	YCART-42/1050-P	81	79760	YT-TC-24S	80
79407	CLFR600/24-12S	222	79516	MBRD-30	127	79621	YCART-42/1050-P	83	79761	YT-TC-30S	80
79408	CLFR760/30.4-12S	222	79516	MBRD-30	129	79622	YCART-48/1200-P	81	79762	YT-TC-36S	80
79410	CLFR900/36-12S	222	79517	MBRD-36	127	79622	YCART-48/1200-P	83	79763	YT-TC-42S	80
79411	CLFR1060/42.4-12S	222	79517	MBRD-36	129	79623	YTAC	83	79764	YT-TC-48S	80
79412	CLFR1200/48-12S	222	79518	MBRD-42	127	79624	MHS-18RMV	100	79765	YT-18S	80
79413	CLFR1360/54.4-12S	222	79518	MBRD-42	129	79625	MHS-24RMV	100	79766	YT-24S	80
79415	CLFR1520/60.8-12S	222	79519	MBRD-48	127	79626	MHS-30RMV	100	79767	YT-30S	80
79418	CLFR1800/72-12S	222	79519	MBRD-48	129	79627	MHS-36RMV	100	79768	YT-36S	80
79421	CLFR2100/84-12S	222	79520	MBRD-54	127	79628	MHS-42RMV	100	79769	YT-42S	80
79431	MSTHD-W	97	79520	MBRD-54	129	79629	MHS-48RMV	100	79770	YT-48S	80
79431	MSTHD-W	106	79521	MBRD-60	127	79630	MHS-54RMV	100	79771	YTW-18S	80
79432	MSTHD-S	97	79521	MBRD-60	129	79631	MHS-60RMV	100	79772	YTW-24S	80
79432	MSTHD-S	106	79522	MBRD-72	127	79632	MHS-72RMV	100	79773	YTW-30S	80
79433	MSTHD-B	97	79522	MBRD-72	129	79637	FMS-18	95	79774	YTW-36S	80
79433	MSTHD-B	106	79523	MBRD-84	127	79638	FMS-24	95	79775	YTW-42S	80
79434	MSTDB	95	79523	MBRD-84	129	79639	FMS-30	95	79776	YTW-48S	80
79434	MSTDB	97	79524	MBCMK	129	79640	FMS-36	95	79777	YTHD-TC-36S	84
79434	MSTDB	100	79525	MBCBC	129	79641	FMS-42	95	79778	YTHD-TC-42S	84
79434	MSTDB	106	79526	MBCB	129	79642	FMS-48	95	79779	YTHD-TC-48S	84
79434	MSTDB	137	79527	MBADB	129	79643	FMS-54	95	79780	YTHD-TC-54S	84
79435	MSTAM	97	79528	MBCBM	129	79644	FMS-60	95	79781	YTHD-TC-60S	84
79435	MSTAM	106	79529	MBCM-1	129	79645	FMS-72	95	79782	YTHD-TC-72S	84
79436	MST-MBL	97	79530	MBCM-2	129	79646	FMS-18V	95	79783	YTHD-36S	84
79436	MST-MBL	106	79531	MBCTA	129	79647	FMS-24V	95	79784	YTHD-42S	84
79437	MST-MBR	97	79532	MBCBL	129	79648	FMS-30V	95	79785	YTHD-48S	84
79437	MST-MBR	106	79533	MBCMCK	129	79649	FMS-36V	95	79786	YTHD-54S	84
79439	MSTCHD	97	79534	MBCEC	129	79650	FMS-42V	95	79787	YTHD-60S	84
79439	MSTCHD	106	79535	STLP	129	79651	FMS-48V	95	79788	YTHD-72S	84
79440	MSTBK	97	79536	MBCDBK	127	79652	FMS-54V	95	79789	YTHD-36/900	87
79440	MSTBK	106	79536	MBCDBK	129	79653	FMS-60V	95	79790	YTHD-42/1050	87
79441	MSTGT	97	79536	MBCDBK	137	79654	FMS-72V	95	79791	YTHD-48S	84
79441	MSTGT	106	79571	MFASKHD	211	79656	PACB100	106	79792	YTHD-54S	84
79442	MHS-18V-MST	100	79572	YT-W*	81	79656	PACB100	126	79793	YTHD-60S	84
79443	MHS-24V-MST	100	79572	YT-W	83	79656	PACB100	133	79794	YTHD-72S	84
79444	MHS-30V-MST	100	79573	YT-P*	81	79665	PTMHD54VR	207	79795	YSTS-Y	83
79445	MHS-36V-MST	100	79573	YT-P	83	79666	PTMHD60VR	207	79796	YSTS-P	83
79446	MHS-42V-MST	100	79574	YT-C*	81	79667	PTMHD72VR	207	79797	YSTHDS-GR	87
79447	MHS-48V-MST	100	79574	YT-C	83	79668	PTMHD84VR	207	79798	YSTHDS-BL	87
79448	MHS-54V-MST	100	79582	SSTHB	105	79669	PTM24VR	207	79799	YTPHD-36/900	87
79449	MHS-60V-MST	100	79582	SSTHB	126	79670	PTM30VR	207	79800	YTPHD-42/1050	87
79450	MHS-72V-MST	100	79582	SSTHB	133	79671	PTM36VR	207	79801	YTPHD-48/1200	87
79451	MSTPMHD	97	79586	SSTHB-S/S	107	79672	PTM42VR	207	79802	YTPHD-54/1350	87
79451	MSTPMHD	106	79587	YTP-18/450	83	79673	PTM48VR	207	79803	YTPHD-60/1500	87
79453	UHVC	67	79588	YTP-24/600	83	79674	PTM54VR	207	79804	YTPHD-72/1800	87
79481	RB38BP	150	79589	YTP-30/750	83	79675	PTM60VR	207	79805	YTAHD-36/900	87
79481	RB38BP	156	79590	YTP-36/900	83	79676	YT-HDW*	85	79806	YTAHD-42/1050	87
79481	RB38BP	157	79591	YTP-42/1050	83	79676	YT-HDW	87	79807	YTAHD-48/1200	87
79493	SSTLBK	105	79592	YTP-48/1200	83	79677	YT-HDP*	85	79808	YTAHD-54/1350	87
79493	SSTLBK	107	79593	YTA-18/450	83	79677	YT-HDP	87	79809	YTAHD-60/1500	87
79493	SSTLBK	126	79594	YTA-24/600	83	79699	FMSC	97	79810	YTAHD-72/1800	87
79493	SSTLBK	133	79595	YTA-30/750	83	79728	YT-HDC*	85	79811	YCART-18/450-TC	81
79494	MBC-18	127	79596	YTA-36/900	83	79728	YT-HDC	87	79811	YCART-18/450-TC	83
79495	MBC-24	127	79597	YTA-42/1050	83	79738	MHS-24RU	98	79812	YCART-24/600-TC	81
79496	MBC-30	127	79598	YTA-48/1200	83	79739	MHS-30RU	98	79812	YCART-24/600-TC	83
79497	MBC-36	127	79611	YCART-18/450-W	81	79740	MHS-36RU	98	79813	YCART-30/750-TC	81

Index by Item Code

ITEM CODE	ORDERING NUMBER	PAGE	ITEM CODE	ORDERING NUMBER	PAGE	ITEM CODE	ORDERING NUMBER	PAGE	ITEM CODE	ORDERING NUMBER	PAGE
79813	YCART-30/750-TC	83	79865	RBSE-34	155	79957	CBSBLD96F	133	90029	PTM60VR-S/S	208
79814	YCART-36/900-TC	81	79866	RBSE-40	155	79957	CBSBLD96F	136	90030	PTMHD54VR-S/S	208
79814	YCART-36/900-TC	83	79867	RBSE-46	155	79958	CBS18PF	131	90031	PTMHD60VR-S/S	208
79815	YCART-42/1050-TC	81	79868	RBSE-52	155	79959	CBS24PF	131	90032	PTMHD72VR-S/S	208
79815	YCART-42/1050-TC	83	79869	RBSE-58	155	79960	CBS30PF	131	90033	PTMHD84VR-S/S	208
79816	YCART-48/1200-TC	81	79870	RBSE-64	155	79961	CBS36PF	131	90034	PTMMSD72T-S/S	208
79816	YCART-48/1200-TC	83	79871	RBSE-70	155	79962	CBS42PF	131	90035	PTMMSD84T-S/S	208
79817	YCART-36/900-HDP	85	79891	JNK-A	19	79963	CBS48PF	131	90036	PTMMSD96T-S/S	208
79817	YCART-36/900-HDP	87	79892	JNK-B	29	79964	CBS54PF	131	90037	PTMMSD120T-S/S	208
79818	YCART-42/1050-HDP	85	79893	JNK-C	39	79965	CBS60PF	131	90038	PTMMSD72R-S/S	208
79818	YCART-42/1050-HDP	87	79893	JNK-C	47	79966	CBS72PF	131	90039	PTMMSD84R-S/S	208
79819	YCART-48/1200-HDP	85	79893	JNK-C	67	79967	CBS84PF	131	90040	PTMMSD96R-S/S	208
79819	YCART-48/1200-HDP	87	79893	JNK-C	74	79968	CBS96PF	131	90041	PTMMSD120R-S/S	208
79820	YCART-54/1350-HDP	85	79893	JNK-C	105	79970	SB2	181	90042	PTMMSD72VR-S/S	208
79820	YCART-54/1350-HDP	87	79893	JNK-C	122	79970	SB2	184	90043	PTMMSD84VR-S/S	208
79821	YCART-60/1500-HDP	85	79893	JNK-C	126	79971	MIB24-2H	182	90044	PTMMSD96VR-S/S	208
79821	YCART-60/1500-HDP	87	79894	JNK-D	55	79972	MIB30-2H	182	90045	PTMMSD120VR-S/S	208
79822	YCART-72/1800-HDP	85	79894	JNK-D	60	79973	MIB36-2H	182	90046	MSR2-S/S	212
79822	YCART-72/1800-HDP	87	79896	JNK-F	122	79974	MIB42-2H	182	90047	PMSMK2-S/S	212
79823	YCART-36/900-HDW	85	79908	MIB2-1UF	181	79975	MIB48-2H	182	90048	MAK2-S/S	212
79823	YCART-36/900-HDW	87	79908	MIB2-1UF	184	79976	MIB54-2H	182	90049	MAKHD2-S/S	212
79824	YCART-42/1050-HDW	85	79914	MBC-18-575V	127	79977	MIB60-2H	182	90050	MFASKHD-S/S	212
79824	YCART-42/1050-HDW	87	79915	MBC-24-575V	127	79978	MIB72-2H	182	90051	PTMMSD72VR	207
79825	YCART-48/1200-HDW	85	79916	MBC-30-575V	127	79979	MSB24-2I	179	90052	PTMMSD84VR	207
79825	YCART-48/1200-HDW	87	79917	MBC-36-575V	127	79980	MSB30-2I	179	90053	PTMMSD96VR	207
79826	YCART-54/1350-HDW	85	79918	MBC-42-575V	127	79981	MSB36-2I	179	90054	PTMMSD120VR	207
79826	YCART-54/1350-HDW	87	79919	MBC-48-575V	127	79982	MSB42-2I	179	90055	MSRSD-S/S	212
79827	YCART-60/1500-HDW	85	79920	MBC-54-575V	127	79983	MSB48-2I	179	90056	PMSMKSD-S/S	212
79827	YCART-60/1500-HDW	87	79921	MBC-60-575V	127	79984	MSB54-2I	179	90057	MAKSD-S/S	212
79828	YCART-72/1800-HDW	85	79922	MBC-72-575V	127	79985	MSB60-2I	179	90068	RWPPREC-624	134
79828	YCART-72/1800-HDW	87	79923	MBC-84-575V	127	79986	MSB72-2I	179	90069	RWPPREC-630	134
79829	YCART-36/900-HDTC	85	79924	MBCM-575-1	129	79987	MSBRMK	181	90070	RWPPREC-636	134
79829	YCART-36/900-HDTC	87	79925	MBCM-575-2	129	79988	SB2F	181	90071	RWPPREC-642	134
79830	YCART-42/1050-HDTC	85	79936	CBS18SF	131	79988	SB2F	184	90072	RWPPREC-648	134
79830	YCART-42/1050-HDTC	87	79937	CBS24SF	131	79989	SHIM-KITMOD	181	90073	RWPPREC-654	134
79831	YCART-48/1200-HDTC	85	79938	CBS30SF	131	79989	SHIM-KITMOD	184	90074	RWPPREC-660	134
79831	YCART-48/1200-HDTC	87	79939	CBS36SF	131	79991	MSB24RMK	179	90075	RWPPREC-672	134
79832	YCART-54/1350-HDTC	85	79940	CBS42SF	131	79992	MSB30RMK	179	90076	RWPPREC-684	134
79832	YCART-54/1350-HDTC	87	79941	CBS48SF	131	79993	MSB36RMK	179	90077	RWPPREC-696	134
79833	YCART-60/1500-HDTC	85	79942	CBS54SF	131	79994	MSB42RMK	179	90078	RWPPREC-1230	134
79833	YCART-60/1500-HDTC	87	79943	CBS60SF	131	79995	MSB48RMK	179	90079	RWPPREC-1236	134
79834	YCART-72/1800-HDTC	85	79944	CBS72SF	131	79996	MSB54RMK	179	90080	RWPPREC-1242	134
79834	YCART-72/1800-HDTC	87	79945	CBS84SF	131	79997	MSB60RMK	179	90081	RWPPREC-1248	134
79835	YTACHD	87	79946	CBS96SF	131	79998	MSB72RMK	179	90082	RWPPREC-1254	134
79836	YST-Y	83	79947	CBSBLD18F	131	90000	AWTPBA	47	90083	RWPPREC-1260	134
79837	YST-P	83	79947	CBSBLD18F	133	90000	AWTPBA	55	90084	RWPPREC-1272	134
79838	YST-S	83	79947	CBSBLD18F	136	90000	AWTPBA	60	90085	RWPPREC-1284	134
79839	YSTHD-GR	87	79948	CBSBLD24F	131	90001	PTM24T-S/S	208	90086	RWPPREC-1296	134
79840	YSTHD-S	87	79948	CBSBLD24F	133	90002	PTM30T-S/S	208	90087	RWPBLD-18	135
79841	YSTHD-BL	87	79948	CBSBLD24F	136	90003	PTM36T-S/S	208	90088	RWPBLD-24	135
79842	YSTHD-BK	87	79949	CBSBLD30F	131	90004	PTM42T-S/S	208	90089	RWPBLD-30	135
79843	YSTMB	83	79949	CBSBLD30F	133	90005	PTM48T-S/S	208	90090	RWPBLD-36	135
79844	YSTDBK	80	79949	CBSBLD30F	136	90006	PTM54T-S/S	208	90091	RWPBLD-42	135
79844	YSTDBK	83	79950	CBSBLD36F	131	90007	PTM60T-S/S	208	90092	RWPBLD-48	135
79844	YSTDBK	137	79950	CBSBLD36F	133	90008	PTMHD54T-S/S	208	90093	RWPBLD-54	135
79845	YSTGBK	83	79950	CBSBLD36F	136	90009	PTMHD60T-S/S	208	90094	RWPBLD-60	135
79846	YSTLBK	83	79951	CBSBLD42F	131	90010	PTMHD72T-S/S	208	90095	RWPBLD-66	135
79847	YSTTBK-W	83	79951	CBSBLD42F	133	90011	PTMHD84T-S/S	208	90096	RWPBLD-72	135
79848	YSTPMK	83	79951	CBSBLD42F	136	90012	PTM24R-S/S	208	90097	RWPBLD-78	135
79849	YSTHDMB	87	79952	CBSBLD48F	131	90013	PTM30R-S/S	208	90098	RWPBLD-84	135
79850	YSTHDBK	84	79952	CBSBLD48F	133	90014	PTM36R-S/S	208	90099	RWPBLD-90	135
79850	YSTHDBK	87	79952	CBSBLD48F	136	90015	PTM42R-S/S	208	90100	PTS-DRK	205
79850	YSTHDBK	137	79953	CBSBLD54F	131	90016	PTM48R-S/S	208	90101	CBSBP18F	133
79851	YSTHDGBK	87	79953	CBSBLD54F	133	90017	PTM54R-S/S	208	90102	CBSBP24F	133
79852	YSTHDLBK	87	79953	CBSBLD54F	136	90018	PTM60R-S/S	208	90103	CBSBP30F	133
79853	YSTHDMK-W	87	79954	CBSBLD60F	131	90019	PTMHD54R-S/S	208	90104	CBSBP36F	133
79854	YSTPHDMK	87	79954	CBSBLD60F	133	90020	PTMHD60R-S/S	208	90105	CBSBP42F	133
79855	YSTTBK-B	83	79954	CBSBLD60F	136	90021	PTMHD72R-S/S	208	90106	CBSBP48F	133
79856	YSTHDBK-B	87	79955	CBSBLD72F	131	90022	PTMHD84R-S/S	208	90107	CBSBP54F	133
79857	YSTANK	83	79955	CBSBLD72F	133	90023	PTM24VR-S/S	208	90108	CBSBP60F	133
79858	YSTANKHD	87	79955	CBSBLD72F	136	90024	PTM30VR-S/S	208	90109	CBSBP72F	133
79861	RBSE-10	155	79956	CBSBLD84F	131	90025	PTM36VR-S/S	208	90110	CBSBP84F	133
79862	RBSE-16	155	79956	CBSBLD84F	133	90026	PTM42VR-S/S	208	90111	CBSBP96F	133
79863	RBSE-22	155	79956	CBSBLD84F	136	90027	PTM48VR-S/S	208	90185	PTMAFMKT	210
79864	RBSE-28	155	79957	CBSBLD96F	131	90028	PTM54VR-S/S	208	90186	PTMAFMKR	210

Index by Item Code

ITEM CODE	ORDERING NUMBER	PAGE	ITEM CODE	ORDERING NUMBER	PAGE	ITEM CODE	ORDERING NUMBER	PAGE	ITEM CODE	ORDERING NUMBER	PAGE
90187	PTMAFMKHDR	210	90269	PTEZ-42	199	90593	MXPP-672	64	90815	EST-A-S	19
90188	PTMAEKT	210	90270	PTEZ-48	199	90594	MXPP-684	64	90816	EST-A-B	19
90189	PTMAEKR	210	90283	SKPU-6X1/2X25	213	90595	MXPP-696	64	90935	RBQB1-16/400	151
90190	PTMAEKVR	210	90284	SKPU-6X3/4X25	213	90596	MXPP-6120	64	90936	RBQB1-18/450	151
90191	PTMAEKHDT	210	90285	SKPU-8X1/2X25	213	90598	MXPPE	64	90937	RBQB1-22/550	151
90192	PTMAEKHDR	210	90286	SKPU-8X3/4X25	213	90599	XDSTMPK	64	90938	RBQB1-24/600	151
90193	PTMAEKHDVR	210	90319	SE6-VR84	210	90600	XDSTPAK	64	90939	RBQB1-28/700	151
90194	PTMAAK	210	90351	PTEZMB	199	90601	XDSTS-W	64	90940	RBQB1-30/750	151
90195	PTMAAKHD	210	90352	PTEZPB	199	90602	XDSTS-P	64	90941	RBQB1-34/850	151
90196	PTMAFAASK	210	90353	PTEZDC	199	90603	XDSTS-B	64	90942	RBQB1-36/900	151
90197	PTMAORK	210	90362	PTMA36T	206	90604	XDSTBK-W	64	90943	RBQB1-40/1000	151
90220	SE6-R36	210	90363	PTMA42T	206	90605	XDSTBK-P	64	90944	RBQB1-42/1050	151
90221	SE6-R42	210	90364	PTMA48T	206	90606	XDSTBK-B	64	90945	RBQB1-46/1150	151
90222	SE6-R48	210	90365	PTMA54T	206	90607	MXPPBK	64	90946	RBQB1-48/1200	151
90223	SE6-R54	210	90366	PTMA60T	206	90608	XDSTPSBK	64	90947	RBQB1-52/1300	151
90224	SE6-R60	210	90367	PTMA36R	206	90609	XDSTTAK	64	90948	RBQB1-54/1350	151
90225	SE6-R72	210	90368	PTMA42R	206	90610	XDSTJNK	64	90949	RBQB1-58/1450	151
90226	SE6-R84	210	90369	PTMA48R	206	90611	XDST-W	64	90950	RBQB1-60/1500	151
90227	SE6-T36	210	90370	PTMA54R	206	90612	XDST-P	64	90951	RBQB1-64/1600	151
90228	SE6-T42	210	90371	PTMA60R	206	90613	XDST-B	64	90952	RBQB1-70/1750	151
90229	SE6-T48	210	90372	PTMA36VR	206	90614	RBDT-6C	160	90953	RBQB1-72/1800	151
90230	SE6-T54/VR36	210	90373	PTMA42VR	206	90615	RBDTXHD-13C	161	90954	QB1PCK	151
90231	SE6-T60/VR42	210	90374	PTMA48VR	206	90616	PTEZHD-42/1050	199	91214	RWPREC-1836	134
90232	SE6-T72/VR48	210	90375	PTMA54VR	206	90617	PTEZHD-48/1200	199	91215	RWPREC-1842	134
90233	SE6-T84	210	90376	PTMA60VR	206	90618	PTEZHD-54/1350	199	91216	RWPREC-1848	134
90234	SE6-VR54	210	90377	PTMAHD54T	206	90619	PTEZHD-60/1500	199	91217	RWPREC-1854	134
90235	SE6-VR60	210	90378	PTMAHD60T	206	90620	PTEZHD-72/1800	199	91218	RWPREC-1860	134
90236	SE6-VR72	210	90379	PTMAHD72T	206	90621	PTEZHD-84/2100	199	91219	RWPREC-1872	134
90237	MIB24CSK	181	90380	PTMAHD84T	206	90622	MXPP-1242	64	91220	RWPREC-1884	134
90237	MIB24CSK	184	90381	PTMAHD54R	206	90623	MXPP-1248	64	91221	RWPREC-1896	134
90238	MIB30CSK	181	90382	PTMAHD60R	206	90624	MXPP-1254	64	91222	SKPU-6X1/2X50	213
90238	MIB30CSK	184	90383	PTMAHD72R	206	90625	MXPP-1260	64	91223	SKPU-6X3/4X50	213
90239	MIB36CSK	181	90384	PTMAHD84R	206	90626	MXPP-1272	64	91224	SKPU-8X1/2X50	213
90239	MIB36CSK	184	90385	PTMAHD54VR	206	90627	MXPP-1284	64	91225	SKPU-8X3/4X50	213
90240	MIB42CSK	181	90386	PTMAHD60VR	206	90628	MXPP-1296	64	91226	EZP1-UHT212	14
90240	MIB42CSK	184	90387	PTMAHD72VR	206	90629	MXPP-12120	64	91227	EZP1-UHT218	14
90241	MIB48CSK	181	90388	PTMAHD84VR	206	90631	CRDF18	130	91228	EZP1-UHT224	14
90241	MIB48CSK	184	90393	MXP-642	61	90632	CRDF24	130	91229	EZP1-UHT230	14
90242	MIB54CSK	181	90394	MXP-648	61	90633	CRDF30	130	91230	EZP1-UHT236	14
90242	MIB54CSK	184	90395	MXP-654	61	90634	CRDF36	130	91231	EZP1-UHT242	14
90243	MIB60CSK	181	90396	MXP-660	61	90635	CRDF42	130	91232	EZP1-UHT248	14
90243	MIB60CSK	184	90397	MXP-672	61	90636	CRDF48	130	91233	EZP1-UHT254	14
90244	MIB72CSK	181	90398	MXP-684	61	90637	CRDF54	130	91234	EZP1-UHT260	14
90244	MIB72CSK	184	90399	MXP-696	61	90638	CRDF60	130	91235	EZP1-UHT272	14
90245	MIB24WPK	181	90400	MXP-6120	61	90639	CRDF72	130	91236	EZP1-UHT818	14
90245	MIB24WPK	184	90409	USB12	61	90640	CRDF84	130	91237	EZP1-UHT824	14
90246	MIB30WPK	181	90409	USB12	64	90641	CBC3R	130	91238	EZP1-UHT830	14
90246	MIB30WPK	184	90410	USB6	61	90642	MXP-6108	61	91239	EZP1-UHT836	14
90247	MIB36WPK	181	90410	USB6	64	90643	MXP-12108	61	91240	EZP1-UHT842	14
90247	MIB36WPK	184	90411	USBP	64	90644	MXPP-6108	64	91241	EZP1-UHT848	14
90248	MIB42WPK	181	90412	USBBRP	64	90645	MXPP-12108	64	91242	EZP1-UHT854	14
90248	MIB42WPK	184	90434	EZCRMK24-48	172	90646	RBP1R-S	196	91243	EZP1-UHT860	14
90249	MIB48WPK	181	90435	QMT-ATEX	39	90647	RBP1R-M	196	91244	EZP1-UHT872	14
90249	MIB48WPK	184	90537	CBCS18	130	90648	RBP1R-L	196	91245	EZP1-UHT1424	14
90250	MIB54WPK	181	90538	CBCS24	130	90649	RBP1R-XL	196	91246	EZP1-UHT1430	14
90250	MIB54WPK	184	90539	CBCS30	130	90650	RBP1R-S	198	91247	EZP1-UHT1436	14
90251	MIB60WPK	181	90540	CBCS36	130	90651	RBP1R-M	198	91248	EZP1-UHT1442	14
90251	MIB60WPK	184	90541	CBCS42	130	90652	RBP1R-L	198	91249	EZP1-UHT1448	14
90252	MIB72WPK	181	90542	CBCS48	130	90653	RBP1R-XL	198	91250	EZP1-UHT1454	14
90252	MIB72WPK	184	90543	CBCS54	130	90762	CBC72	130	91251	EZP1-UHT1460	14
90253	MIB24CPK	184	90544	CBCS60	130	90763	CBC84	130	91252	EZP1-UHT1472	14
90254	MIB30CPK	184	90554	CBCS72	130	90795	PTEZHD-56/1400	199	91253	CRB-UHT10	16
90255	MIB36CPK	184	90555	CBCS84	130	90796	PTEZHD-64/1600	199	91253	CRB-UHT10	37
90256	MIB42CPK	184	90581	MXP-1242	61	90797	PTEZHD-80/2000	199	91254	CRB-UHT16	16
90257	MIB48CPK	184	90582	MXP-1248	61	90798	PTEZHD-42/1050-UG	199	91254	CRB-UHT16	37
90258	MIB54CPK	184	90583	MXP-1254	61	90799	PTEZHD-48/1200-UG	199	91255	CRB-UHT22	16
90259	MIB60CPK	184	90584	MXP-1260	61	90800	PTEZHD-54/1350-UG	199	91255	CRB-UHT22	37
90260	MIB72CPK	184	90585	MXP-1272	61	90801	PTEZHD-60/1500-UG	199	91256	CRB-UHT28	16
90261	EZCRMK54-60	172	90586	MXP-1284	61	90802	PTEZHD-72/1800-UG	199	91256	CRB-UHT28	37
90262	EZCRMK72	172	90587	MXP-1296	61	90803	PTEZHD-MBK	199	91257	CRB-UHT34	16
90264	ESBK-ATEX	19	90588	MXP-12120	61	90804	PTEZHD-PBK	199	91257	CRB-UHT34	37
90265	PTEZ-18	199	90589	MXPP-642	64	90805	PTEZHD-DCK	199	91258	CRB-UHT40	16
90266	PTEZ-24	199	90590	MXPP-648	64	90806	PTEZHD-WRBK	199	91258	CRB-UHT40	37
90267	PTEZ-30	199	90591	MXPP-654	64	90807	PTEZHD-JBBK	199	91259	CRB-UHT46	16
90268	PTEZ-36	199	90592	MXPP-660	64	90814	EST-A-P	19	91259	CRB-UHT46	37

Index by Item Code

ITEM CODE	ORDERING NUMBER	PAGE	ITEM CODE	ORDERING NUMBER	PAGE	ITEM CODE	ORDERING NUMBER	PAGE	ITEM CODE	ORDERING NUMBER	PAGE
91260	CRB-UHT52	16	91402	SKPU-DUAL-8X1/2X25	214						
91260	CRB-UHT52	37	91403	SKPU-DUAL-8X3/4X25	214						
91261	CRB-UHT58	16	91404	SKPU-DUAL-6X1/2X50	214						
91261	CRB-UHT58	37	91405	SKPU-DUAL-6X3/4X50	214						
91262	CRB-UHT64	16	91406	SKPU-DUAL-8X1/2X50	214						
91262	CRB-UHT64	37	91407	SKPU-DUAL-8X3/4X50	214						
91263	CRB-UHT70	16	91408	SSTXD-W	133						
91263	CRB-UHT70	37	91409	SSTXD-S	133						
91264	MSP-UHT224	35	91410	SSTXD-B	133						
91265	MSP-UHT230	35	91411	SSTXD-G	133						
91266	MSP-UHT236	35	91412	SSTXDMK	133						
91267	MSP-UHT242	35	91413	SATXDPAT	133						
91268	MSP-UHT248	35	91414	SATXDNCB	133						
91269	MSP-UHT254	35	91415	SAT2MK	133						
91270	MSP-UHT260	35	91417	RWSECS-18F	136						
91271	MSP-UHT272	35	91418	RWSECS-24F	136						
91272	MSP-UHT824	35	91419	RWSECS-30F	136						
91273	MSP-UHT830	35	91420	RWSECS-36F	136						
91274	MSP-UHT836	35	91421	RWSECS-42F	136						
91275	MSP-UHT842	35	91422	RWSECS-48F	136						
91276	MSP-UHT848	35	91423	RWSECS-54F	136						
91277	MSP-UHT854	35	91424	RWSECS-60F	136						
91278	MSP-UHT860	35	91425	RWSECS-72F	136						
91279	MSP-UHT872	35	91426	RWSECS-84F	136						
91280	MSP-UHT1442	35	91427	RWSECS-96F	136						
91281	MSP-UHT1448	35	91430	FLXCP	119						
91282	MSP-UHT1454	35	91431	FLXEP	119						
91283	MSP-UHT1460	35	91432	CBSP18	133						
91284	MSP-UHT1472	35	91433	CBSP24	133						
91285	QMT-A-P	39	91434	CBSP30	133						
91286	QMT-A-W	39	91435	CBSP36	133						
91288	SKPU-4X3/8X25	213	91436	CBSP42	133						
91289	SKPU-4X1/2X25	213	91437	CBSP48	133						
91290	SKPU-4X5/8X25	213	91438	CBSP54	133						
91291	SKPU-4X3/4X25	213	91439	CBSP60	133						
91292	SKPU-4X1X25	213	91440	CBSP72	133						
91293	SKPU-4X3/8X50	213	91441	CBSP84	133						
91294	SKPU-4X1/2X50	213	91442	CBSP96	133						
91295	SKPU-4X5/8X50	213	91571	MBC-18-S	127						
91296	SKPU-4X3/4X50	213	91572	MBC-24-S	127						
91297	SKPU-4X1X50	213	91573	MBC-30-S	127						
91298	SKPU-6X3/8X25	213	91574	MBC-36-S	127						
91299	SKPU-6X5/8X25	213	91575	MBC-42-S	127						
91300	SKPU-6X1X25	213	91576	MBC-48-S	127						
91301	SKPU-6X3/8X50	213	91577	MBC-54-S	127						
91302	SKPU-6X5/8X50	213	91578	MBC-60-S	127						
91303	SKPU-6X1X50	213	91579	MBC-72-S	127						
91304	SKPU-8X3/8X25	213	91580	MBC-84-S	127						
91305	SKPU-8X5/8X25	213	91581	MBC-18-575V-S	127						
91306	SKPU-8X1X25	213	91582	MBC-24-575V-S	127						
91307	SKPU-8X3/8X50	213	91583	MBC-30-575V-S	127						
91308	SKPU-8X5/8X50	213	91584	MBC-36-575V-S	127						
91309	SKPU-8X1X50	213	91585	MBC-42-575V-S	127						
91310	SKPU-10X3/8X25	213	91586	MBC-48-575V-S	127						
91311	SKPU-10X1/2X25	213	91587	MBC-54-575V-S	127						
91312	SKPU-10X5/8X25	213	91588	MBC-60-575V-S	127						
91313	SKPU-10X3/4X25	213	91589	MBC-72-575V-S	127						
91314	SKPU-10X1X25	213	91590	MBC-84-575V-S	127						
91315	SKPU-10X3/8X50	213	91591	MBCM-1-S	129						
91316	SKPU-10X1/2X50	213	91592	MBCM-2-S	129						
91317	SKPU-10X5/8X50	213	91593	MBCM-575-1-S	129						
91318	SKPU-10X3/4X50	213	91594	MBCM-575-2-S	129						
91319	SKPU-10X1X50	213	77548	SHIM-KITL	186						
91320	SKPU-12X3/8X25	213	A1636	CLFR1360/54.4-12	222						
91321	SKPU-12X1/2X25	213									
91322	SKPU-12X5/8X25	213									
91323	SKPU-12X3/4X25	213									
91324	SKPU-12X1X25	213									
91325	SKPU-12X3/8X50	213									
91326	SKPU-12X1/2X50	213									
91327	SKPU-12X5/8X50	213									
91328	SKPU-12X3/4X50	213									
91329	SKPU-12X1X50	213									
91400	SKPU-DUAL-6X1/2X25	214									
91401	SKPU-DUAL-6X3/4X25	214									

Index by Ordering Number

ORDERING NUMBER	ITEM CODE	PAGE	ORDERING NUMBER	ITEM CODE	PAGE	ORDERING NUMBER	ITEM CODE	PAGE	ORDERING NUMBER	ITEM CODE	PAGE
900924	04140	219	CART2-120/3000	77912	115	CBSBLD54F	79953	131	CCMKHD	78920	146
	04200	219	CART2-120/3000	77912	119	CBSBLD54F	79953	133	CDWB24	75884	123
900936	04143	219	CART2-60/1500	77908	111	CBSBLD54F	79953	136	CDWB30	75885	123
900948	04144	219	CART2-60/1500	77908	115	CBSBLD60F	79954	131	CDWB36	75886	123
900960	04145	219	CART2-60/1500	77908	119	CBSBLD60F	79954	133	CDWB42	75887	123
900972	04146	219	CART2-72/1800	77909	111	CBSBLD60F	79954	136	CDWB48	75888	123
900984	04147	219	CART2-72/1800	77909	115	CBSBLD72F	79955	131	CDWB54	75889	123
900CBK	04149	219	CART2-72/1800	77909	119	CBSBLD72F	79955	133	CDWB60	75890	123
10FRD6.5/21	71014	220	CART2-84/2100	77910	111	CBSBLD72F	79955	136	CDWB72	75891	123
10FRP6.5/21	71020	220	CART2-84/2100	77910	115	CBSBLD84F	79956	131	CDWB84	76942	123
10ND6.5/21	71002	220	CART2-84/2100	77910	119	CBSBLD84F	79956	133	CDWB96	79062	123
10NP6.5/21	71010	220	CART2-96/2400	77911	111	CBSBLD84F	79956	136	CEBC1	30018	219
12FRD6.5/21	71016	220	CART2-96/2400	77911	115	CBSBLD96F	79957	131	CEBC2	30019	219
12FRDC6.5/21	71159	220	CART2-96/2400	77911	119	CBSBLD96F	79957	133	CFG-212	78838	21
12FRP6.5/21	71022	220	CBC18	76668	130	CBSBLD96F	79957	136	CFG-218	78839	21
12ND6.5/21	71004	220	CBC24	76669	130	CBSBP18F	90101	133	CFG-224	78840	21
12ND6.5/21	71155	220	CBC30	76670	130	CBSBP24F	90102	133	CFG-230	78841	21
12NP6.5/21	71012	220	CBC36	76671	130	CBSBP30F	90103	133	CFG-236	78842	21
15FRD6.5/21	71018	220	CBC3R	90641	130	CBSBP36F	90104	133	CFG-242	78843	21
15FRP6.5/21	71015	220	CBC42	76672	130	CBSBP42F	90105	133	CFG-248	78844	21
15ND6.5/21	71006	220	CBC48	76673	130	CBSBP48F	90106	133	CFG-254	78845	21
15NP6.5/21	71017	220	CBC54	76674	130	CBSBP54F	90107	133	CFG-260	78846	21
20FRD6.5/21	71019	220	CBC60	76675	130	CBSBP60F	90108	133	CFG-818	78924	21
20FRP6.5/21	72129	220	CBC72	90762	130	CBSBP72F	90109	133	CFG-824	78925	21
20ND6.5/21	71008	220	CBC84	90763	130	CBSBP84F	90110	133	CFG-830	78926	21
20NP6.5/21	71021	220	CBCS18	90537	130	CBSBP96F	90111	133	CFG-836	78927	21
25ND6.5/21	71152	220	CBCS24	90538	130	CBS18	91432	133	CFG-842	78928	21
25NP6.5/21	71163	220	CBCS30	90539	130	CBSP24	91433	133	CFG-848	78929	21
7.5NLD3.3/11	71077	220	CBCS36	90540	130	CBSP30	91434	133	CFG-854	78930	21
7.5WLD3.3/11	71076	220	CBCS42	90541	130	CBSP36	91435	133	CFG-860	78931	21
ABU	76788	122	CBCS48	90542	130	CBSP42	91436	133	CLFR1060/42.4-12	71123	222
ABU	76788	122	CBCS54	90543	130	CBSP48	91437	133	CLFR1060/42.4-12S	79411	222
AWTA	75907	47	CBCS60	90544	130	CBSP54	91438	133	CLFR1200/48-12	71005	222
AWTA	75907	55	CBCS72	90554	130	CBSP60	91439	133	CLFR1200/48-12S	79412	222
AWTA	75907	60	CBCS84	90555	130	CBSP72	91440	133	CLFR1360/54.4-12	A1636	222
AWTB	75905	47	CBS18PF	79958	131	CBSP84	91441	133	CLFR1360/54.4-12S	79413	222
AWTB	75905	55	CBS18SF	79936	131	CBSP96	91442	133	CLFR1520/60.8-12	71009	222
AWTB	75905	60	CBS24PF	79959	131	CBV-72	74389	162	CLFR1520/60.8-12S	79415	222
AWTHK	75909	47	CBS24SF	79937	131	CBV-84	74390	162	CLFR1800/72-12	71079	222
AWTHK	75909	55	CBS30PF	79960	131	CBV-96	74391	162	CLFR1800/72-12S	79418	222
AWTHK	75909	60	CBS30SF	79938	131	CBV-L	73134	162	CLFR2100/84-12	71082	222
AWTMB	75906	47	CBS36PF	79961	131	CBV-M	73133	162	CLFR2100/84-12S	79421	222
AWTMB	75906	55	CBS36SF	79939	131	CBV-S	73132	162	CLFR460/18.4-12	71118	222
AWTMB	75906	60	CBS42PF	79962	131	CBV-XS	73131	162	CLFR460/18.4-12S	79406	222
AWTNCB	76069	47	CBS42SF	79940	131	CCKHDL	79225	79	CLFR600/24-12	71119	222
AWTNCB	76069	55	CBS48PF	79963	131	CCKHDL	79225	111	CLFR600/24-12S	79407	222
AWTNCB	76069	60	CBS48SF	79941	131	CCKHDL	79225	115	CLFR760/30.4-12	71120	222
AWTPBA	90000	47	CBS54PF	79964	131	CCKHDL	79225	146	CLFR760/30.4-12S	79408	222
AWTPBA	90000	55	CBS54SF	79942	131	CCKHDR	79229	79	CLFR900/36-12	71122	222
AWTPBA	90000	60	CBS60PF	79965	131	CCKHDR	79229	111	CLFR900/36-12S	79410	222
CART-24/600	77900	111	CBS60SF	79943	131	CCKHDR	79229	115	CLMFR1050/42-15	61312	221
CART-24/600	77900	115	CBS72PF	79966	131	CCKHDR	79229	146	CLMFR1050/42-15S	62067	221
CART-24/600	77900	119	CBS72SF	79944	131	CCKHDT	79233	79	CLMFR1200/48-15	61313	221
CART-30/750	77901	111	CBS84PF	79967	131	CCKHDT	79233	111	CLMFR1200/48-15S	62068	221
CART-30/750	77901	115	CBS84SF	79945	131	CCKHDT	79233	115	CLMFR1350/54-15	61314	221
CART-30/750	77901	119	CBS96PF	79968	131	CCKHDT	79233	146	CLMFR1350/54-15S	62069	221
CART-36/900	77902	111	CBS96SF	79946	131	CCKL	79224	79	CLMFR1500/60-15	61315	221
CART-36/900	77902	115	CBSBLD18F	79947	131	CCKL	79224	91	CLMFR1500/60-15S	62070	221
CART-36/900	77902	119	CBSBLD18F	79947	133	CCKL	79224	94	CLMFR1800/72-15	61316	221
CART-42/1050	77903	111	CBSBLD18F	79947	136	CCKL	79224	146	CLMFR1800/72-15S	62071	221
CART-42/1050	77903	115	CBSBLD24F	79948	131	CCKR	79228	79	CLMFR2100/84-15	61317	221
CART-42/1050	77903	119	CBSBLD24F	79948	133	CCKR	79228	91	CLMFR2100/84-15S	62072	221
CART-48/1200	77904	111	CBSBLD24F	79948	136	CCKR	79228	94	CLMFR450/18-15	61308	221
CART-48/1200	77904	115	CBSBLD30F	79949	131	CCKR	79228	146	CLMFR450/18-15S	62063	221
CART-48/1200	77904	119	CBSBLD30F	79949	133	CCKTS	79232	79	CLMFR6.5/21-15	61319	220
CART-54/1350	77905	111	CBSBLD30F	79949	136	CCKTS	79232	91	CLMFR600/24-15	61309	221
CART-54/1350	77905	115	CBSBLD36F	79950	131	CCKTS	79232	94	CLMFR600/24-15S	62064	221
CART-54/1350	77905	119	CBSBLD36F	79950	133	CCKTS	79232	146	CLMFR750/30-15	61310	221
CART-60/1500	77906	111	CBSBLD36F	79950	136	CCMK	78919	79	CLMFR750/30-15S	62065	221
CART-60/1500	77906	115	CBSBLD42F	79951	131	CCMK	78919	91	CLMFR900/36-15	61311	221
CART-60/1500	77906	119	CBSBLD42F	79951	133	CCMK	78919	94	CLMFR900/36-15S	62066	221
CART-72/1800	77907	111	CBSBLD42F	79951	136	CCMK	78919	146	CLMN1050/42-15	61298	221
CART-72/1800	77907	115	CBSBLD48F	79952	131	CCMKHD	78920	79	CLMN1050/42-15S	62056	221
CART-72/1800	77907	119	CBSBLD48F	79952	133	CCMKHD	78920	111	CLMN1200/48-15	61299	221
CART2-120/3000	77912	111	CBSBLD48F	79952	136	CCMKHD	78920	115	CLMN1200/48-15S	62057	221

Index by Ordering Number

ORDERING NUMBER	ITEM CODE	PAGE	ORDERING NUMBER	ITEM CODE	PAGE	ORDERING NUMBER	ITEM CODE	PAGE	ORDERING NUMBER	ITEM CODE	PAGE
CLMN1350/54-15	61300	221	CRB-HT46	76599	37	CRB-UHT34	91257	16	CRB58	75636	37
CLMN1350/54-15S	62058	221	CRB-HT52	76600	16	CRB-UHT34	91257	37	CRB58	75636	149
CLMN1500/60-15	61301	221	CRB-HT52	76600	22	CRB-UHT40	91258	16	CRB64	75775	16
CLMN1500/60-15S	62059	221	CRB-HT52	76600	37	CRB-UHT40	91258	37	CRB64	75775	22
CLMN1800/72-15	61302	221	CRB-HT58	76601	16	CRB-UHT46	91259	16	CRB64	75775	37
CLMN1800/72-15S	62060	221	CRB-HT58	76601	22	CRB-UHT46	91259	37	CRB70	75773	16
CLMN2100/84-15	61303	221	CRB-HT58	76601	37	CRB-UHT52	91260	16	CRB70	75773	22
CLMN2100/84-15S	62061	221	CRB-HT64	76602	16	CRB-UHT52	91260	37	CRB70	75773	37
CLMN450/18-15	61294	221	CRB-HT64	76602	22	CRB-UHT58	91261	16	CRB70	75773	149
CLMN450/18-15S	62052	221	CRB-HT64	76602	37	CRB-UHT58	91261	37	CRB76	76940	16
CLMN6.5/21-15	62216	220	CRB-HT70	76603	16	CRB-UHT64	91262	16	CRB76	76940	22
CLMN600/24-15	61295	221	CRB-HT70	76603	22	CRB-UHT64	91262	37	CRB76	76940	37
CLMN600/24-15S	62053	221	CRB-HT70	76603	37	CRB-UHT70	91263	16	CRB82	76941	16
CLMN750/30-15	61296	221	CRB-LS10	77088	27	CRB-UHT70	91263	37	CRB82	76941	22
CLMN750/30-15S	62054	221	CRB-LS10	77088	31	CRB-W10	78471	16	CRB82	76941	37
CLMN900/36-15	61297	221	CRB-LS10HT	77551	27	CRB-W10	78471	22	CRDF18	90631	130
CLMN900/36-15S	62055	221	CRB-LS10HT	77551	31	CRB-W10	78471	37	CRDF24	90632	130
CLN1060/42.4-12	71116	222	CRB-LS10W	77097	27	CRB-W16	78472	16	CRDF30	90633	130
CLN1060/42.4-12S	79388	222	CRB-LS10W	77097	31	CRB-W16	78472	22	CRDF36	90634	130
CLN1200/48-12	71039	222	CRB-LS16	77089	27	CRB-W16	78472	37	CRDF42	90635	130
CLN1200/48-12S	79389	222	CRB-LS16	77089	31	CRB-W22	78473	16	CRDF48	90636	130
CLN1360/54.4-12	71126	222	CRB-LS16HT	77552	27	CRB-W22	78473	22	CRDF54	90637	130
CLN1360/54.4-12S	79390	222	CRB-LS16HT	77552	31	CRB-W22	78473	37	CRDF60	90638	130
CLN1520/60.8-12	71127	222	CRB-LS16W	77098	27	CRB-W28	78474	16	CRDF72	90639	130
CLN1520/60.8-12S	79392	222	CRB-LS16W	77098	31	CRB-W28	78474	22	CRDF84	90640	130
CLN1800/72-12	71042	222	CRB-LS22	77090	27	CRB-W28	78474	37	CST1HD-B	77874	119
CLN1800/72-12S	79395	222	CRB-LS22	77090	31	CRB-W34	78475	16	CST1HD-G	77875	119
CLN2100/84-12	71044	222	CRB-LS22HT	77553	27	CRB-W34	78475	22	CST1HD-S	77873	119
CLN2100/84-12S	79398	222	CRB-LS22HT	77553	31	CRB-W34	78475	37	CST1HD-W	77872	119
CLN460/18.4-12	71111	222	CRB-LS22W	77099	27	CRB-W40	78476	16	CSTBK	77037	119
CLN460/18.4-12S	79383	222	CRB-LS22W	77099	31	CRB-W40	78476	22	CSTHDMK	77871	119
CLN600/24-12	71112	222	CRB-LS28	77091	27	CRB-W40	78476	37	CSTHDPM	77869	119
CLN600/24-12S	79384	222	CRB-LS28	77091	31	CRB-W46	78477	16	CTS-B	77744	119
CLN760/30.4-12	71113	222	CRB-LS28HT	77554	27	CRB-W46	78477	22	CTS-B-S/S	78387	33
CLN760/30.4-12S	79385	222	CRB-LS28HT	77554	31	CRB-W46	78477	37	CTS-G	77745	119
CLN900/36-12	71115	222	CRB-LS28W	77100	27	CRB-W52	78478	16	CTS-S	77743	83
CLN900/36-12S	79387	222	CRB-LS28W	77100	31	CRB-W52	78478	22	CTS-S	77743	119
CLSFG-212	77144	30	CRB-LS34	77092	27	CRB-W52	78478	37	CTS-W	77742	119
CLSFG-218	77145	30	CRB-LS34	77092	31	CRB-W58	78479	16	DRXD-42-520	76912	192
CLSFG-224	77146	30	CRB-LS34HT	77555	27	CRB-W58	78479	22	DRXD-42-535	76919	192
CLSFG-230	77147	30	CRB-LS34HT	77555	31	CRB-W58	78479	37	DRXD-48-520	76913	192
CLSFG-236	77148	30	CRB-LS34W	77101	27	CRB10	75628	16	DRXD-48-535	76920	192
CLSFG-242	77149	30	CRB-LS34W	77101	31	CRB10	75628	22	DRXD-54-520	76914	192
CLSFG-248	77150	30	CRB-LS40	77093	27	CRB10	75628	37	DRXD-54-535	76921	192
CLSFG-254	77151	30	CRB-LS40	77093	31	CRB10	75628	149	DRXD-60-520	76915	192
CLSFG-260	77152	30	CRB-LS40HT	77556	27	CRB16	75629	16	DRXD-60-535	76922	192
CLSFG-818	77153	30	CRB-LS40HT	77556	31	CRB16	75629	22	DRXD-72-520	76916	192
CLSFG-824	77154	30	CRB-LS40W	77102	27	CRB16	75629	37	DRXD-72-535	76923	192
CLSFG-830	77155	30	CRB-LS40W	77102	31	CRB16	75629	149	DRXD-84-520	76917	192
CLSFG-836	77156	30	CRB-LS46	77094	27	CRB22	75630	16	DRXD-84-535	76924	192
CLSFG-842	77157	30	CRB-LS46	77094	31	CRB22	75630	22	DRXD-96-520	76918	192
CLSFG-848	77158	30	CRB-LS46HT	77557	27	CRB22	75630	37	DRXD-96-535	76925	192
CLSFG-854	77159	30	CRB-LS46HT	77557	31	CRB22	75630	149	DRXH-24-420	76880	190
CLSFG-860	77160	30	CRB-LS46W	77103	27	CRB28	75631	16	DRXH-24-435	76896	190
CPB	76692	130	CRB-LS46W	77103	31	CRB28	75631	22	DRXH-24-520	76888	190
CRB-HT10	76593	16	CRB-LS52	77095	27	CRB28	75631	37	DRXH-24-535	76904	190
CRB-HT10	76593	22	CRB-LS52	77095	31	CRB28	75631	149	DRXH-30-420	76881	190
CRB-HT10	76593	37	CRB-LS52HT	77558	27	CRB34	75632	16	DRXH-30-435	76897	190
CRB-HT16	76594	16	CRB-LS52HT	77558	31	CRB34	75632	22	DRXH-30-520	76889	190
CRB-HT16	76594	22	CRB-LS52W	77104	27	CRB34	75632	37	DRXH-30-535	76905	190
CRB-HT16	76594	37	CRB-LS52W	77104	31	CRB34	75632	149	DRXH-36-420	76882	190
CRB-HT22	76595	16	CRB-LS58	77096	27	CRB40	75633	16	DRXH-36-435	76898	190
CRB-HT22	76595	22	CRB-LS58	77096	31	CRB40	75633	22	DRXH-36-520	76890	190
CRB-HT22	76595	37	CRB-LS58HT	77559	27	CRB40	75633	37	DRXH-36-535	76906	190
CRB-HT28	76596	16	CRB-LS58HT	77559	31	CRB40	75633	149	DRXH-42-420	76883	190
CRB-HT28	76596	22	CRB-LS58W	77105	27	CRB46	75634	16	DRXH-42-435	76899	190
CRB-HT28	76596	37	CRB-LS58W	77105	31	CRB46	75634	22	DRXH-42-520	76891	190
CRB-HT34	76597	16	CRB-UHT10	91253	16	CRB46	75634	37	DRXH-42-535	76907	190
CRB-HT34	76597	22	CRB-UHT10	91253	37	CRB46	75634	149	DRXH-48-420	76884	190
CRB-HT34	76597	37	CRB-UHT16	91254	16	CRB52	75635	16	DRXH-48-435	76900	190
CRB-HT40	76598	16	CRB-UHT16	91254	37	CRB52	75635	22	DRXH-48-520	76892	190
CRB-HT40	76598	22	CRB-UHT22	91255	16	CRB52	75635	37	DRXH-48-535	76908	190
CRB-HT40	76598	37	CRB-UHT22	91255	37	CRB52	75635	149	DRXH-54-420	76885	190
CRB-HT46	76599	16	CRB-UHT28	91256	16	CRB58	75636	16	DRXH-54-435	76901	190
CRB-HT46	76599	22	CRB-UHT28	91256	37	CRB58	75636	22	DRXH-54-520	76893	190

Index by Ordering Number

ORDERING NUMBER	ITEM CODE	PAGE	ORDERING NUMBER	ITEM CODE	PAGE	ORDERING NUMBER	ITEM CODE	PAGE	ORDERING NUMBER	ITEM CODE	PAGE
DRXH-54-535	76909	190	DWP-96	79060	126	EZBMK-54	78949	175	EZIB72-5L	78902	173
DRXH-60-420	76886	190	EBC-EB	30007	219	EZBMK-54	78949	178	EZIB72-5M	78918	176
DRXH-60-435	76902	190	EBC-H	30008	219	EZBMK-60	78950	175	EZIRMK	79318	172
DRXH-60-520	76894	190	EBC1	30001	219	EZBMK-60	78950	178	EZP-LS212	77127	25
DRXH-60-535	76910	190	EBC1-B	30003	219	EZBMK-72	78951	175	EZP-LS212HT	77746	26
DRXH-72-420	76887	190	EBC1-DR	30005	219	EZBMK-72	78951	178	EZP-LS218	77128	25
DRXH-72-435	76903	190	EBC2	30002	219	EZBS-L4	78953	172	EZP-LS218HT	77747	26
DRXH-72-520	76895	190	EBC2-B	30004	219	EZBS-L4	78953	175	EZP-LS224	77129	25
DRXH-72-535	76911	190	EBC2-DR	30006	219	EZBS-L5	78954	172	EZP-LS224HT	77748	26
DRXL-24-420	76816	186	ELT	74774	144	EZBS-L5	78954	175	EZP-LS230	77130	25
DRXL-24-435	76832	186	ESBK-ATEX	90264	19	EZCRMK24-48	90434	172	EZP-LS230HT	77749	26
DRXL-24-520	76824	186	ESBK-B	76411	19	EZCRMK54-60	90261	172	EZP-LS236	77131	25
DRXL-24-535	76840	186	ESBK-PS	76410	19	EZCRMK72	90262	172	EZP-LS236HT	77750	26
DRXL-30-420	76817	186	ESBK-PS	76410	122	EZCSK-24	78978	169	EZP-LS242	77132	25
DRXL-30-435	76833	186	ESPBK	76408	19	EZCSK-24	78978	172	EZP-LS242HT	77751	26
DRXL-30-520	76825	186	ESPRK	76409	19	EZCSK-24	78978	175	EZP-LS248	77133	25
DRXL-30-535	76841	186	ESPRK	76409	122	EZCSK-24	78978	178	EZP-LS248HT	77752	26
DRXL-36-420	76818	186	ESPSBK	76407	19	EZCSK-30	78979	169	EZP-LS254	77134	25
DRXL-36-435	76834	186	ESS-B	76413	19	EZCSK-30	78979	172	EZP-LS254HT	77753	26
DRXL-36-520	76826	186	ESS-S	76412	19	EZCSK-30	78979	175	EZP-LS260	77135	25
DRXL-36-535	76842	186	ESS-S	76412	122	EZCSK-30	78979	178	EZP-LS260HT	77754	26
DRXL-42-420	76819	186	EST-A-B	90816	19	EZCSK-36	78980	169	EZP-LS818	77136	25
DRXL-42-435	76835	186	EST-A-P	90814	19	EZCSK-36	78980	172	EZP-LS824	77137	25
DRXL-42-520	76827	186	EST-A-S	90815	19	EZCSK-36	78980	175	EZP-LS830	77138	25
DRXL-42-535	76843	186	EST-B	76405	19	EZCSK-36	78980	178	EZP-LS836	77139	25
DRXL-48-420	76820	186	EST-G-S/S	78810	24	EZCSK-42	78981	169	EZP-LS842	77140	25
DRXL-48-435	76836	186	EST-P	76403	19	EZCSK-42	78981	172	EZP-LS848	77141	25
DRXL-48-520	76828	186	EST-P-S/S	78808	24	EZCSK-42	78981	175	EZP-LS854	77142	25
DRXL-48-535	76844	186	EST-S	76404	19	EZCSK-42	78981	178	EZP-LS860	77143	25
DRXL-54-420	76821	186	EST-W-S/S	78809	24	EZCSK-48	78982	169	EZP1-212	75610	11
DRXL-54-435	76837	186	ESTAK-EST	76406	19	EZCSK-48	78982	172	EZP1-212W	78934	15
DRXL-54-520	76829	186	ESTAK-EST	76406	122	EZCSK-48	78982	175	EZP1-218	75611	11
DRXL-54-535	76845	186	ESTAK-EST-S/S	78849	24	EZCSK-48	78982	178	EZP1-218W	78935	15
DRXL-60-420	76822	186	EZAI-24	79000	167	EZCSK-54	78983	169	EZP1-224	75612	11
DRXL-60-435	76838	186	EZAI-24I	79091	170	EZCSK-54	78983	172	EZP1-224W	78936	15
DRXL-60-520	76830	186	EZAI-24I	79091	179	EZCSK-54	78983	175	EZP1-230	75613	11
DRXL-60-535	76846	186	EZAI-24I	79091	182	EZCSK-54	78983	178	EZP1-230W	78937	15
DRXL-72-420	76823	186	EZAI-30	79001	167	EZCSK-60	78984	169	EZP1-236	75614	11
DRXL-72-435	76839	186	EZAI-30I	79092	170	EZCSK-60	78984	172	EZP1-236W	78938	15
DRXL-72-520	76831	186	EZAI-30I	79092	179	EZCSK-60	78984	175	EZP1-242	75615	11
DRXL-72-535	76847	186	EZAI-30I	79092	182	EZCSK-60	78984	178	EZP1-242W	78939	15
DRXM-24-420	76848	188	EZAI-36	79002	167	EZCSK-72	78985	169	EZP1-248	75616	11
DRXM-24-435	76864	188	EZAI-36I	79093	170	EZCSK-72	78985	172	EZP1-248W	78940	15
DRXM-24-520	76856	188	EZAI-36I	79093	179	EZCSK-72	78985	175	EZP1-254	75617	11
DRXM-24-535	76872	188	EZAI-36I	79093	182	EZCSK-72	78985	178	EZP1-254W	78941	15
DRXM-30-420	76849	188	EZAI-42	79003	167	EZIB24-4L	78887	173	EZP1-260	75618	11
DRXM-30-435	76865	188	EZAI-42I	79094	170	EZIB24-4M	78903	176	EZP1-260W	78942	15
DRXM-30-520	76857	188	EZAI-42I	79094	179	EZIB24-5L	78895	173	EZP1-272	75771	11
DRXM-30-535	76873	188	EZAI-42I	79094	182	EZIB24-5M	78911	176	EZP1-272W	78943	15
DRXM-36-420	76850	188	EZAI-48	79004	167	EZIB30-4L	78888	173	EZP1-818	75779	11
DRXM-36-435	76866	188	EZAI-48I	79095	170	EZIB30-4M	78904	176	EZP1-824	75780	11
DRXM-36-520	76858	188	EZAI-48I	79095	179	EZIB30-5L	78896	173	EZP1-830	75781	11
DRXM-36-535	76874	188	EZAI-48I	79095	182	EZIB30-5M	78912	176	EZP1-836	75782	11
DRXM-42-420	76851	188	EZAI-54	79005	167	EZIB36-4L	78889	173	EZP1-842	75783	11
DRXM-42-435	76867	188	EZAI-54I	79096	170	EZIB36-4M	78905	176	EZP1-848	75784	11
DRXM-42-520	76859	188	EZAI-54I	79096	179	EZIB36-5L	78897	173	EZP1-854	75785	11
DRXM-42-535	76875	188	EZAI-54I	79096	182	EZIB36-5M	78913	176	EZP1-860	75786	11
DRXM-48-420	76852	188	EZAI-60	79006	167	EZIB42-4L	78890	173	EZP1-872	75774	11
DRXM-48-435	76868	188	EZAI-60I	79097	170	EZIB42-4M	78906	176	EZP1-UHT1424	91245	14
DRXM-48-520	76860	188	EZAI-60I	79097	179	EZIB42-5L	78898	173	EZP1-UHT1430	91246	14
DRXM-48-535	76876	188	EZAI-60I	79097	182	EZIB42-5M	78914	176	EZP1-UHT1436	91247	14
DRXM-54-420	76853	188	EZAI-72	79007	167	EZIB48-4L	78891	173	EZP1-UHT1442	91248	14
DRXM-54-435	76869	188	EZAI-72I	79098	170	EZIB48-4M	78907	176	EZP1-UHT1448	91249	14
DRXM-54-520	76861	188	EZAI-72I	79098	179	EZIB48-5L	78899	173	EZP1-UHT1454	91250	14
DRXM-54-535	76877	188	EZAI-72I	79098	182	EZIB48-5M	78915	176	EZP1-UHT1460	91251	14
DRXM-60-420	76854	188	EZBMK-24	78944	175	EZIB54-4L	78892	173	EZP1-UHT1472	91252	14
DRXM-60-435	76870	188	EZBMK-24	78944	178	EZIB54-4M	78908	176	EZP1-UHT212	91226	14
DRXM-60-520	76862	188	EZBMK-30	78945	175	EZIB54-5L	78900	173	EZP1-UHT218	91227	14
DRXM-60-535	76878	188	EZBMK-30	78945	178	EZIB54-5M	78916	176	EZP1-UHT224	91228	14
DRXM-72-420	76855	188	EZBMK-36	78946	175	EZIB60-4L	78893	173	EZP1-UHT230	91229	14
DRXM-72-435	76871	188	EZBMK-36	78946	178	EZIB60-4M	78909	176	EZP1-UHT236	91230	14
DRXM-72-520	76863	188	EZBMK-42	78947	175	EZIB60-5L	78901	173	EZP1-UHT242	91231	14
DRXM-72-535	76879	188	EZBMK-42	78947	178	EZIB60-5M	78917	176	EZP1-UHT248	91232	14
DWP-72	75883	126	EZBMK-48	78948	175	EZIB72-4L	78894	173	EZP1-UHT254	91233	14
DWP-84	76815	126	EZBMK-48	78948	178	EZIB72-4M	78910	176	EZP1-UHT260	91234	14

Index by Ordering Number

ORDERING NUMBER	ITEM CODE	PAGE	ORDERING NUMBER	ITEM CODE	PAGE	ORDERING NUMBER	ITEM CODE	PAGE	ORDERING NUMBER	ITEM CODE	PAGE
EZP1-UHT272	91235	14	EZPTCKHD	78509	20	EZWPK-24	78970	178	FMS-36V	79649	95
EZP1-UHT818	91236	14	EZPTMPK	78507	20	EZWPK-30	78971	169	FMS-42	79641	95
EZP1-UHT824	91237	14	EZPTSK	78511	20	EZWPK-30	78971	172	FMS-42V	79650	95
EZP1-UHT830	91238	14	EZPTSCKHD	78512	20	EZWPK-30	78971	175	FMS-48	79642	95
EZP1-UHT836	91239	14	EZPTSR	78510	20	EZWPK-30	78971	178	FMS-48V	79651	95
EZP1-UHT842	91240	14	EZRMK	78952	169	EZWPK-36	78972	169	FMS-54	79643	95
EZP1-UHT848	91241	14	EZS2-18	75643	76	EZWPK-36	78972	172	FMS-54V	79652	95
EZP1-UHT854	91242	14	EZS2-24	75644	76	EZWPK-36	78972	175	FMS-60	79644	95
EZP1-UHT860	91243	14	EZS2-30	75645	76	EZWPK-36	78972	178	FMS-60V	79653	95
EZP1-UHT872	91244	14	EZS2-36	75646	76	EZWPK-42	78973	169	FMS-72	79645	95
EZP1BP	75642	19	EZS2-42	75647	76	EZWPK-42	78973	172	FMS-72V	79654	95
EZP1BP	75642	20	EZS2-48	75648	76	EZWPK-42	78973	175	FMSC	79699	97
EZP1BP	75642	149	EZS2-54	75649	76	EZWPK-42	78973	178	H-MK1	78987	145
EZP1BP	75642	153	EZS2-60	75650	76	EZWPK-48	78974	169	H-MK2	78801	145
EZP1BP	75642	154	EZS2-72	75651	76	EZWPK-48	78974	172	H2P18	79358	67
EZP1MPK	75637	19	EZS2MBK	75666	79	EZWPK-48	78974	175	H2P24	79359	67
EZP1MPK-S/S	78923	24	EZS2MBK	75666	91	EZWPK-48	78974	178	H2P30	79360	67
EZP10TK1	76418	19	EZS2MBK	75666	94	EZWPK-54	78975	169	H2P36	79361	67
EZP10TK2	76419	19	EZS2MBK	75666	111	EZWPK-54	78975	172	H2P42	79362	67
EZP1P12	75619	19	EZS2MBK	75666	115	EZWPK-54	78975	175	H2P48	79363	67
EZP1P12	75619	20	EZS2MBK	75666	130	EZWPK-54	78975	178	H2P54	79364	67
EZP1P12-S/S	78812	24	EZS2MBK	75666	146	EZWPK-60	78976	169	H2P60	79365	67
EZP1P18	75620	19	EZS2P18	75652	79	EZWPK-60	78976	172	H2P72	79366	67
EZP1P18	75620	20	EZS2P18	75652	146	EZWPK-60	78976	175	H2RC	79374	67
EZP1P18-S/S	78813	24	EZS2P24	75653	79	EZWPK-60	78976	178	H2SA6L	79372	65
EZP1P24	75621	19	EZS2P24	75653	146	EZWPK-72	78977	169	H2SA6L	79372	67
EZP1P24	75621	20	EZS2P30	75654	79	EZWPK-72	78977	172	H2SA6LL	79373	65
EZP1P24-S/S	78814	24	EZS2P30	75654	146	EZWPK-72	78977	175	H2SA6LL	79373	67
EZP1P30	75622	19	EZS2P36	75655	79	EZWPK-72	78977	178	H2SA6M	79371	65
EZP1P30	75622	20	EZS2P36	75655	146	FFCK	75661	79	H2SA6M	79371	67
EZP1P30-S/S	78815	24	EZS2P42	75656	79	FL-ACT	70186	223	H2SA6S	79370	65
EZP1P36	75623	19	EZS2P42	75656	146	FL-ADH-0.8	75017	223	H2SA6S	79370	67
EZP1P36	75623	20	EZS2P48	75657	79	FL-CP-I	71141	216	H2SA6SS	79369	65
EZP1P36-S/S	78816	24	EZS2P48	75657	146	FL-CP-I	71141	216	H2SA6SS	79369	67
EZP1P42	75624	19	EZS2P54	75658	79	FL-CP-ISS	71164	216	H78P18	76110	74
EZP1P42	75624	20	EZS2P54	75658	146	FL-L	76470	218	H78P24	76111	74
EZP1P42-S/S	78817	24	EZS2P60	75659	79	FL-M	76469	218	H78P30	76112	74
EZP1P48	75625	19	EZS2P60	75659	146	FL-PC-I	71057	216	H78P36	76113	74
EZP1P48	75625	20	EZS2P72	75660	79	FL-PC-ISS	71168	216	H78P42	76114	74
EZP1P48-S/S	78818	24	EZS2P72	75660	146	FL-PKIT-ML	77250	218	H78P48	76115	74
EZP1P54	75626	19	EZSB24-4C	78855	167	FL-PKIT-XL	77251	218	H78P54	76116	74
EZP1P54	75626	20	EZSB24-4I	78871	170	FL-PR-0.75	70189	223	H78P60	76117	74
EZP1P54-S/S	78819	24	EZSB24-5C	78863	167	FL-RBI	71060	216	H78P72	76118	74
EZP1P60	75627	19	EZSB24-5I	78879	170	FL-RBI	71060	216	HAR-K	78786	19
EZP1P60	75627	20	EZSB30-4C	78856	167	FL-RPI	71058	216	HAR-K	78786	145
EZP1P60-S/S	78820	24	EZSB30-4I	78872	170	FL-RPI	71058	216	HBTK	74776	145
EZP1P72	75772	19	EZSB30-5C	78864	167	FL-XL	76983	218	HDARK	74550	145
EZP1P72	75772	20	EZSB30-5I	78880	170	FLCK	77729	218	HDR24	79010	143
EZP1P72-S/S	78821	24	EZSB36-4C	78857	167	FLCP	76479	218	HDR30	79011	143
EZP1PL	75641	19	EZSB36-4I	78873	170	FLEL-L	76473	218	HDR36	79012	143
EZP1PL	75641	20	EZSB36-5C	78865	167	FLEL-M	76472	218	HDR42	79013	143
EZP1PL	75641	145	EZSB36-5I	78881	170	FLELK-XL	76986	218	HDR48	79014	143
EZP1PL-S/S	78848	24	EZSB42-4C	78858	167	FLELP	76474	218	HDR54	79015	143
EZP1T-212	78488	12	EZSB42-4I	78874	170	FLM-PC	71140	216	HDR60	79016	143
EZP1T-218	78489	12	EZSB42-5C	78866	167	FLRLB-L	76481	218	HDRBK	79009	143
EZP1T-224	78490	12	EZSB42-5I	78882	170	FLRLB-M	76482	218	HDRBK-HD	79072	143
EZP1T-230	78491	12	EZSB48-4C	78859	167	FLRP	76478	218	HDRGEK	79236	143
EZP1T-236	78492	12	EZSB48-4I	78875	170	FLSC-I	71052	216	HDRR24	79019	143
EZP1T-242	78493	12	EZSB48-5C	78867	167	FLSC-I-50	71054	216	HDRR30	79020	143
EZP1T-248	78494	12	EZSB48-5I	78883	170	FLSC-ISS	75778	216	HDRR36	79021	143
EZP1T-254	78495	12	EZSB54-4C	78860	167	FLSCM-I	71055	216	HDRR42	79022	143
EZP1T-260	78496	12	EZSB54-4I	78876	170	FLSCM-I-50	71100	216	HDRR48	79023	143
EZP1T-272	78497	12	EZSB54-5C	78868	167	FLTW-L	76477	218	HDRR54	79024	143
EZP1T-818	78498	12	EZSB54-5I	78884	170	FLTW-M	76476	218	HDRR60	79025	143
EZP1T-824	78499	12	EZSB60-4C	78861	167	FLTW-XL	76985	218	HDRRS72*	79026	143
EZP1T-830	78500	12	EZSB60-4I	78877	170	FLVRL-XL	76984	218	HDRRS84*	79027	143
EZP1T-836	78501	12	EZSB60-5C	78869	167	FLXCP	91430	119	HDRRS72*	79017	143
EZP1T-842	78502	12	EZSB60-5I	78885	170	FLXEP	91431	119	HDRS84*	79018	143
EZP1T-848	78503	12	EZSB72-4C	78862	167	FMS-18	79637	95	HDTS	74502	19
EZP1T-854	78504	12	EZSB72-4I	78878	170	FMS-18V	79646	95	HDTS	74502	122
EZP1T-860	78505	12	EZSB72-5C	78870	167	FMS-24	79638	95	HDTS	74502	145
EZP1T-872	78506	12	EZSB72-5I	78886	170	FMS-24V	79647	95	HFC2	75901	74
EZPTBT	77384	20	EZWPK-24	78970	169	FMS-30	79639	95	HFC2	75901	145
EZPTBTHD	77385	20	EZWPK-24	78970	172	FMS-30V	79648	95	HOBK	76399	67
EZPTCK	78508	20	EZWPK-24	78970	175	FMS-36	79640	95	HOBK	76399	74

Index by Ordering Number

ORDERING NUMBER	ITEM CODE	PAGE	ORDERING NUMBER	ITEM CODE	PAGE	ORDERING NUMBER	ITEM CODE	PAGE	ORDERING NUMBER	ITEM CODE	PAGE
HP-18	78990	145	HTV48SS	74826	75	HV2T-S/S	79367	67	HXF2-M	75981	68
HP-24	78991	145	HV-18M	76191	70	HVP-18L	76268	72	HXF2-M	75981	74
HP-30	78992	145	HV-18S	76190	70	HVP-18M	76267	72	HXF2-M	75981	145
HP-36	78993	145	HV-18SS	76101	70	HVP-18S	76124	72	HXF2-S	75980	68
HP-42	78994	145	HV-24M	76193	70	HVP-24L	76270	72	HXF2-S	75980	74
HP-48	78995	145	HV-24S	76192	70	HVP-24M	76269	72	HXF2-S	75980	145
HP-54	78996	145	HV-24SS	76102	70	HVP-24S	76125	72	HXF2-SS	75979	68
HP-60	78997	145	HV-30M	76195	70	HVP-30L	76272	72	HXF2-SS	75979	74
HP-72	78998	145	HV-30S	76194	70	HVP-30M	76271	72	HXF2-SS	75979	145
HPS8	73050	145	HV-30SS	76103	70	HVP-30S	76126	72	HXF8L	74691	68
HSA8L	73063	70	HV-36L	76198	70	HVP-36L	76274	72	HXF8L	74691	145
HSA8L	73063	72	HV-36M	76197	70	HVP-36M	76273	72	HXF8M	74690	68
HSA8L	73063	74	HV-36S	76196	70	HVP-36S	76127	72	HXF8M	74690	145
HSA8L	73063	145	HV-36SS	76104	70	HVP-42L	76276	72	HXF8S	74689	68
HSA8LL	73064	70	HV-42L	76252	70	HVP-42M	76275	72	HXF8S	74689	145
HSA8LL	73064	72	HV-42LL	76253	70	HVP-42S	76128	72	HXF8SS	74307	68
HSA8LL	73064	74	HV-42M	76251	70	HVP-48L	76278	72	HXF8SS	74307	145
HSA8LL	73064	145	HV-42S	76199	70	HVP-48LL	76279	72	HXFC2	75902	74
HSA8M	73049	70	HV-42SS	76105	70	HVP-48M	76277	72	HXFC2	75902	145
HSA8M	73049	72	HV-48L	76256	70	HVP-48S	76129	72	IB4	76926	172
HSA8M	73049	74	HV-48LL	76257	70	HVP-54L	76281	72	IB4	76926	175
HSA8M	73049	75	HV-48M	76255	70	HVP-54LL	76282	72	IB4	76926	178
HSA8M	73049	145	HV-48S	76254	70	HVP-54M	76280	72	IB4	76926	186
HSA8S	73048	70	HV-48SS	76106	70	HVP-54S	76130	72	IB4	76926	188
HSA8S	73048	72	HV-54L	76259	70	HVP-60L	76284	72	IB4	76926	190
HSA8S	73048	75	HV-54LL	76260	70	HVP-60LL	76285	72	IB4-1U	76965	194
HSA8S	73048	145	HV-54M	76258	70	HVP-60M	76283	72	IB5	76927	172
HSA8S	73048	74	HV-54S	76107	70	HVP-60S	76131	72	IB5	76927	175
HSA8SS	73047	70	HV-60L	76262	70	HVP-72L	76287	72	IB5	76927	178
HSA8SS	73047	72	HV-60LL	76263	70	HVP-72LL	76288	72	IB5	76927	186
HSA8SS	73047	74	HV-60M	76261	70	HVP-72M	76286	72	IB5	76927	188
HSA8SS	73047	75	HV-60S	76108	70	HVP-72S	76132	72	IB5	76927	190
HSA8SS	73047	145	HV-72L	76265	70	HVPT	73631	72	IB5	76927	192
HSA8SSS	75565	145	HV-72LL	76266	70	HVPT	73631	74	IB5-1U	76966	194
HSSCS	74772	74	HV-72M	76264	70	HVPT	73631	145	IBBK	76928	169
HSSCS	74772	145	HV-72S	76109	70	HVT8-S/S	75419	70	IBBK	76928	172
HSSTS	74771	74	HV2-18M	79325	65	HVT8-S/S	75419	74	IBBK	76928	175
HSSTS	74771	145	HV2-18S	79324	65	HVT8-S/S	75419	75	IBBK	76928	178
HTF212	76658	13	HV2-18SS	79323	65	HVT8-S/S	75419	145	IBBK	76928	186
HTF218	76659	13	HV2-24M	79328	65	HW-BC	74100	144	IBBK	76928	188
HTF224	76660	13	HV2-24S	79327	65	HW-IMPB	76939	194	IBBK	76928	190
HTF230	76661	13	HV2-24SS	79326	65	HXF2-18M	76290	68	IBBK	76928	192
HTF236	76662	13	HV2-30M	79331	65	HXF2-18S	76289	68	IBS-D5	77530	190
HTF242	76663	13	HV2-30S	79330	65	HXF2-18SS	76138	68	IBS-H4	76933	190
HTF248	76664	13	HV2-30SS	79329	65	HXF2-24M	76292	68	IBS-H5	76934	190
HTF254	76665	13	HV2-36L	79335	65	HXF2-24S	76291	68	IBS-L4	76929	186
HTF260	76666	13	HV2-36M	79334	65	HXF2-24SS	76139	68	IBS-L5	76930	186
HTF272	76667	13	HV2-36S	79333	65	HXF2-30M	76294	68	IBS-M4	76931	178
HTS18	76085	77	HV2-36SS	79332	65	HXF2-30S	76293	68	IBS-M4	76931	188
HTS24	76086	77	HV2-42L	79339	65	HXF2-30SS	76140	68	IBS-M5	76932	178
HTS30	76087	77	HV2-42LL	79340	65	HXF2-36L	76297	68	IBS-M5	76932	188
HTS36	76088	77	HV2-42M	79338	65	HXF2-36M	76296	68	ICT6	74535	76
HTS42	76089	77	HV2-42S	79337	65	HXF2-36S	76295	68	ICT6	74535	77
HTS48	76090	77	HV2-42SS	79336	65	HXF2-36SS	76141	68	ICT6	74535	79
HTS54	76091	77	HV2-48L	79344	65	HXF2-42L	76300	68	ICT6	74535	88
HTS60	76092	77	HV2-48LL	79345	65	HXF2-42M	76299	68	ICT6	74535	89
HTS72	76093	77	HV2-48M	79343	65	HXF2-42S	76298	68	ICT6	74535	91
HTSCK	76094	77	HV2-48S	79342	65	HXF2-42SS	76142	68	ICT6	74535	92
HTSCK	76094	79	HV2-48SS	79341	65	HXF2-48L	76303	68	ICT6	74535	94
HTTS	74141	144	HV2-54L	79348	65	HXF2-48M	76302	68	ICT6	74535	95
HTTS-HT	79068	75	HV2-54LL	79349	65	HXF2-48S	76301	68	ICT6	74535	97
HTV18S	74828	75	HV2-54M	79347	65	HXF2-48SS	76143	68	ICT6	74535	98
HTV18SS	74821	75	HV2-54S	79346	65	HXF2-54L	76306	68	ICT6	74535	99
HTV24S	74829	75	HV2-60L	79352	65	HXF2-54M	76305	68	ICT6	74535	101
HTV24SS	74822	75	HV2-60LL	79353	65	HXF2-54S	76304	68	ICT6	74535	105
HTV30S	74830	75	HV2-60M	79351	65	HXF2-54SS	76144	68	ICT6	74535	107
HTV30SS	74823	75	HV2-60S	79350	65	HXF2-60L	76308	68	ICT6	74535	108
HTV36M	74838	75	HV2-72L	79356	65	HXF2-60M	76307	68	ICT6	74535	111
HTV36S	74831	75	HV2-72LL	79357	65	HXF2-60S	76145	68	ICT6	74535	112
HTV36SS	74824	75	HV2-72M	79355	65	HXF2-72L	76310	68	ICT6	74535	115
HTV42M	74839	75	HV2-72S	79354	65	HXF2-72M	76309	68	ICT6	74535	116
HTV42S	74832	75	HV2PT	79368	65	HXF2-72S	76146	68	ICT6	74535	119
HTV42SS	74825	75	HV2PT	79368	67	HXF2-L	75982	68	ICT6	74535	146
HTV48M	74840	75	HV2SSTS	79375	67	HXF2-L	75982	74	ICT6-S/S	78700	107
HTV48S	74833	75	HV2T-S/S	79367	65	HXF2-L	75982	145	IDHINGE	79316	139

Index by Ordering Number

ORDERING NUMBER	ITEM CODE	PAGE	ORDERING NUMBER	ITEM CODE	PAGE	ORDERING NUMBER	ITEM CODE	PAGE	ORDERING NUMBER	ITEM CODE	PAGE
IDLATCH	79317	139	LSP48-S/S	77085	33	MBCM-1-S	91591	129	MDWS-24P	78745	123
IDSC-1212	79311	139	LSP54	77077	29	MBCM-2	79530	129	MDWS-30	75869	123
IDSC-1218	79312	139	LSP54-S/S	77086	33	MBCM-2-S	91592	129	MDWS-30P	78746	123
IDSC-1824	79313	139	LSP60	77078	29	MBCM-575-1	79924	129	MDWS-36	75870	123
IDSC-2424	79314	139	LSP60-S/S	77087	33	MBCM-575-1-S	91593	129	MDWS-36P	78747	123
IDSEAL	79315	139	LST-B-S/S	77124	33	MBCM-575-2	79925	129	MDWS-42	75871	123
IEA-42-60	76937	192	LST-P	77121	29	MBCM-575-2-S	91594	129	MDWS-42P	78748	123
IEA-72-96	76938	192	LST-S	77123	29	MBCM	79524	129	MDWS-48	75872	123
IMK	76936	186	LST-TAK	77120	29	MBCMCK	79533	129	MDWS-48P	78749	123
IMK	76936	188	LST-W	77122	29	MBCTA	79531	129	MDWS-54	75873	123
IMK	76936	190	LST-W-S/S	77125	33	MBDS-18	79504	129	MDWS-54P	78750	123
INDR-1212	79303	139	LST-W-S/S-2	77126	33	MBDS-24	79505	129	MDWS-60	75874	123
INDR-1212S	79307	139	LSTMPK	77366	29	MBDS-30	79506	129	MDWS-60P	78751	123
INDR-1218	79304	139	LSTMPK-S/S	78933	33	MBDS-36	79507	129	MDWS-72	75875	123
INDR-1218S	79308	139	LSTMPK2-S/S	78462	33	MBDS-42	79508	129	MDWS-72P	78752	123
INDR-1824	79305	139	LSTPB-RK	77367	29	MBDS-48	79509	129	MDWS-84	76806	123
INDR-1824S	79309	139	MAK	74918	211	MBDS-54	79510	129	MDWS-84P	78753	123
INDR-2424	79306	139	MAK2	79381	211	MBDS-60	79511	129	MDWS-96	79063	123
INDR-2424S	79310	139	MAK2-S/S	90048	212	MBDS-72	79512	129	MDWS-96P	79064	123
ISABK	76935	192	MAKHD	74919	211	MBDS-84	79513	129	MFASK	75531	211
ISABK-LMH	77529	186	MAKHD2	79382	211	MBRD-18	79514	127	MFASKHD	79571	211
ISABK-LMH	77529	188	MAKHD2-S/S	90049	212	MBRD-18	79514	129	MFASKHD-S/S	90050	212
ISABK-LMH	77529	190	MAKSD	74920	211	MBRD-24	79515	127	MHCP-24P	78723	56
ISC	74534	146	MAKSD-S/S	90057	212	MBRD-24	79515	129	MHCP-24S	75929	56
JNK-A	79891	19	MAPEK	76024	137	MBRD-30	79516	127	MHCP-2BC24	76638	60
JNK-B	79892	29	MBADB	79527	129	MBRD-30	79516	129	MHCP-2BC30	76639	60
JNK-C	79893	39	MBC-18	79494	127	MBRD-36	79517	127	MHCP-2BC36	76640	60
JNK-C	79893	47	MBC-18-575V	79914	127	MBRD-36	79517	129	MHCP-2BC42	76641	60
JNK-C	79893	67	MBC-18-575V-S	91581	127	MBRD-42	79518	127	MHCP-2BC48	76642	60
JNK-C	79893	74	MBC-18-S	91571	127	MBRD-42	79518	129	MHCP-2BC54	76643	60
JNK-C	79893	105	MBC-24	79495	127	MBRD-48	79519	127	MHCP-2BC60	76644	60
JNK-C	79893	122	MBC-24-575V	79915	127	MBRD-48	79519	129	MHCP-2BC72	76645	60
JNK-C	79893	126	MBC-24-575V-S	91582	127	MBRD-54	79520	127	MHCP-2BC84	76812	60
JNK-D	79894	55	MBC-24-S	91572	127	MBRD-54	79520	129	MHCP-2BC96	78986	60
JNK-D	79894	60	MBC-30	79496	127	MBRD-60	79521	127	MHCP-30P	78724	56
JNK-F	79896	122	MBC-30-575V	79916	127	MBRD-60	79521	129	MHCP-30S	75930	56
LAGGING-TB	79080	223	MBC-30-575V-S	91583	127	MBRD-72	79522	127	MHCP-36P	78725	56
LAGGING-TB2	79099	223	MBC-30-S	91573	127	MBRD-72	79522	129	MHCP-36S	75931	56
LS-BP	77114	29	MBC-36	79497	127	MBRD-84	79523	127	MHCP-42P	78726	56
LS-BP-S/S	77115	33	MBC-36-575V	79917	127	MBRD-84	79523	129	MHCP-42S	75932	56
LS-SPK	77365	29	MBC-36-575V-S	91584	127	MCB	74925	210	MHCP-48P	78727	56
LS-SS	77118	29	MBC-36-S	91574	127	MCB	74925	211	MHCP-48S	75933	56
LS-SW	77117	29	MBC-42	79498	127	MCB	74925	212	MHCP-54P	78728	56
LS-SW-S/S	78850	33	MBC-42-575V	79918	127	MCBK	76025	210	MHCP-54S	75934	56
LSHD-RPK	30390	219	MBC-42-575V-S	91585	127	MCBK	76025	211	MHCP-60P	78729	56
LSHD30	30393	219	MBC-42-S	91575	127	MCBK	76025	212	MHCP-60S	75935	56
LSHD36	30394	219	MBC-48	79499	127	MCBKHD	76026	210	MHCP-72P	78730	56
LSHD42	30395	219	MBC-48-575V	79919	127	MCBKHD	76026	211	MHCP-72S	75936	56
LSHD48	30396	219	MBC-48-575V-S	91586	127	MCBKHD	76026	212	MHCP-84P	78731	56
LSHD54	30397	219	MBC-48-S	91576	127	MCBKHD	76027	211	MHCP-84S	76800	56
LSHD60	30398	219	MBC-54	79500	127	MCBKSD	76027	212	MHCP-96P	78959	56
LSHD72	30399	219	MBC-54-575V	79920	127	MCBSD	74926	211	MHCP-96S	78955	56
LSHDB30-2	30418	219	MBC-54-575V-S	91587	127	MCBSD	74926	212	MHCP-BCK24	75953	58
LSHDB36-2	30414	219	MBC-54-S	91577	127	MCRK	74923	210	MHCP-BCK30	75954	58
LSHDB42-2	30421	219	MBC-60	79501	127	MCRK	74923	211	MHCP-BCK36	75955	58
LSHDB48-2	30423	219	MBC-60-575V	79921	127	MCRK	74923	212	MHCP-BCK42	75956	58
LSHDB54-2	30424	219	MBC-60-575V-S	91588	127	MCRKSD	74924	211	MHCP-BCK48	75957	58
LSHDB60-2	30430	219	MBC-60-S	91578	127	MCRKSD	74924	212	MHCP-BCK54	75958	58
LSHDB72-2	30408	219	MBC-72	79502	127	MCS	74930	210	MHCP-BCK60	75959	58
LSHDCBS	30373	219	MBC-72-575V	79922	127	MCS	74930	211	MHCP-BCK72	75960	58
LSHDLP	30400	219	MBC-72-575V-S	91589	127	MCS	74930	212	MHCP-BCK84	76810	58
LSHDS	30392	219	MBC-72-S	91579	127	MCSHD	74931	210	MHCP-BCK96	78957	58
LSP12	77070	29	MBC-84	79503	127	MCSHD	74931	211	MHCP-BPA24	75945	58
LSP12-S/S	77079	33	MBC-84-575V	79923	127	MCSHD	74931	212	MHCP-BPA30	75946	58
LSP18	77071	29	MBC-84-575V-S	91590	127	MCSK	74927	210	MHCP-BPA36	75947	58
LSP18-S/S	77080	33	MBC-84-S	91580	127	MCSK	74927	211	MHCP-BPA42	75948	58
LSP24	77072	29	MBCB	79526	129	MCSK	74927	212	MHCP-BPA48	75949	58
LSP24-S/S	77081	33	MBCBC	79525	129	MCSKHD	74928	210	MHCP-BPA54	75950	58
LSP30	77073	29	MBCBL	79532	129	MCSKHD	74928	211	MHCP-BPA60	75951	58
LSP30-S/S	77082	33	MBCBM	79528	129	MCSKHD	74928	212	MHCP-BPA72	75952	58
LSP36	77074	29	MBCDBK	79536	127	MCSKSD	74929	211	MHCP-BPA84	76809	58
LSP36-S/S	77083	33	MBCDBK	79536	129	MCSKSD	74929	212	MHCP-BPA96	78956	58
LSP42	77075	29	MBCDBK	79536	137	MCSSD	74932	211	MHCP-BS	76394	60
LSP42-S/S	77084	33	MBCEC	79534	129	MCSSD	74932	212	MHCP-CH	76393	60
LSP48	77076	29	MBCM-1	79529	129	MDWS-24	75868	123	MHP-1230	77713	49

Index by Ordering Number

ORDERING NUMBER	ITEM CODE	PAGE	ORDERING NUMBER	ITEM CODE	PAGE	ORDERING NUMBER	ITEM CODE	PAGE	ORDERING NUMBER	ITEM CODE	PAGE
MHP-1230P	78609	50	MHP-CP84	76811	60	MHS-42V	76173	99	MHS-84RUV	79757	98
MHP-1236	77714	49	MHP-CP96	78958	60	MHS-42V-ESAC	77856	116	MHS-84RV	76805	101
MHP-1236P	78610	50	MHP-EP	76392	47	MHS-42V-MST	79446	100	MHS-84RV-S/S	77657	103
MHP-1242	77715	49	MHP-EP	76392	55	MHS-42V-S/S	77613	103	MHS-84V	76804	99
MHP-1242P	78611	50	MHP-EP	76392	60	MHS-48	75914	99	MHS-84V-2ESAC	77863	116
MHP-1248	77716	49	MHP-EP	76392	111	MHS-48-ESAC	77844	116	MHS-84V-S/S	77618	103
MHP-1248P	78612	50	MHP-EP	76392	115	MHS-48-S/S	77605	103	MHS-96	79043	99
MHP-1254	77717	49	MHP-EP	76392	119	MHS-48P	78740	101	MHS-96-2ESAC	77851	116
MHP-1254P	78613	50	MHP-EP-S/S	77599	48	MHS-48R	76617	101	MHS-96-S/S	79048	103
MHP-1260	77718	49	MHPBPBK	77728	55	MHS-48R-S/S	77644	103	MHS-96P**	79047	101
MHP-1260P	78614	50	MHPMPK	77727	55	MHS-48RMV	79629	100	MHS-96R	79045	101
MHP-1272	77719	49	MHPMPK	77727	60	MHS-48RU	79742	98	MHS-96R-S/S	79050	103
MHP-1272P	78615	50	MHS-120-2ESAC	77852	116	MHS-48RUV	79753	98	MHS-96RU	79747	98
MHP-1284	77720	49	MHS-120V-2ESAC	77865	116	MHS-48RV	76651	101	MHS-96RUV	79758	98
MHP-1284P	78616	50	MHS-18RMV	79624	100	MHS-48RV-S/S	77653	103	MHS-96RV	79046	101
MHP-1296	77721	49	MHS-18RUV	79748	98	MHS-48V	76174	99	MHS-96RV-S/S	79051	103
MHP-1296P	78617	50	MHS-18RV	76646	101	MHS-48V-ESAC	77857	116	MHS-96V	79044	99
MHP-1836	78591	49	MHS-18V	76169	99	MHS-48V-MST	79447	100	MHS-96V-2ESAC	77864	116
MHP-1836P	78618	50	MHS-18V-MST	79442	100	MHS-48V-S/S	77614	103	MHS-96V-S/S	79049	103
MHP-1842	78592	49	MHS-24	75910	99	MHS-54	75915	99	MHS-CARK-C24/600	77929	117
MHP-1842P	78619	50	MHS-24-ESAC	77840	116	MHS-54-ESAC	77845	116	MHS-CARK-C30/750	77930	117
MHP-1848	78593	49	MHS-24-S/S	77601	103	MHS-54-S/S	77606	103	MHS-CARK-C36/900	77931	117
MHP-1848P	78620	50	MHS-24P	78736	101	MHS-54P	78741	101	MHS-CARK-C42/1050	77932	117
MHP-1854	78594	49	MHS-24R	76613	101	MHS-54R	76618	101	MHS-CARK-C48/1200	77933	117
MHP-1854P	78621	50	MHS-24R-S/S	77640	103	MHS-54R-S/S	77645	103	MHS-CARK-C54/1350	77934	117
MHP-1860	78595	49	MHS-24RMV	79625	100	MHS-54RMV	79630	100	MHS-CARK-C60/1500	77935	117
MHP-1860P	78622	50	MHS-24RU	79738	98	MHS-54RU	79743	98	MHS-CARK-C72/1800	77936	117
MHP-1872	78596	49	MHS-24RUV	79749	98	MHS-54RUV	79754	98	MHS-CARK-V24/600	77937	117
MHP-1872P	78623	50	MHS-24RV	76647	101	MHS-54RV	76652	101	MHS-CARK-V30/750	77938	117
MHP-1884	78597	49	MHS-24RV-S/S	77649	103	MHS-54RV-S/S	77654	103	MHS-CARK-V36/900	77939	117
MHP-1884P	78624	50	MHS-24V	76170	99	MHS-54V	76175	99	MHS-CARK-V42/1050	77940	117
MHP-1896	78598	49	MHS-24V-ESAC	77853	116	MHS-54V-ESAC	77858	116	MHS-CARK-V48/1200	77941	117
MHP-1896P	78625	50	MHS-24V-MST	79443	100	MHS-54V-MST	79448	100	MHS-CARK-V54/1350	77942	117
MHP-2442	78669	49	MHS-24V-S/S	77610	103	MHS-54V-S/S	77615	103	MHS-CARK-V60/1500	77943	117
MHP-2442P	78676	50	MHS-30	75911	99	MHS-60	75916	99	MHS-CARK-V72/1800	77944	117
MHP-2448	78670	49	MHS-30-ESAC	77841	116	MHS-60-2ESAC	77848	116	MHS-CARK2-C120/3000	77949	117
MHP-2448P	78677	50	MHS-30-S/S	77602	103	MHS-60-ESAC	77846	116	MHS-CARK2-C60/1500	77945	117
MHP-2454	78671	49	MHS-30P	78737	101	MHS-60-S/S	77607	103	MHS-CARK2-C72/1800	77946	117
MHP-2454P	78678	50	MHS-30R	76614	101	MHS-60P**	78742	101	MHS-CARK2-C84/2100	77947	117
MHP-2460	78672	49	MHS-30R-S/S	77641	103	MHS-60R	76619	101	MHS-CARK2-C96/2400	77948	117
MHP-2460P	78679	50	MHS-30RMV	79626	100	MHS-60R-S/S	77646	103	MHS-CARK2-V120/3000	77954	117
MHP-2472	78673	49	MHS-30RU	79739	98	MHS-60RMV	79631	100	MHS-CARK2-V60/1500	77950	117
MHP-2472P	78680	50	MHS-30RUV	79750	98	MHS-60RU	79744	98	MHS-CARK2-V72/1800	77951	117
MHP-2484	78674	49	MHS-30RV	76648	101	MHS-60RUV	79755	98	MHS-CARK2-V84/2100	77952	117
MHP-2484P	78681	50	MHS-30RV-S/S	77650	103	MHS-60RV	76653	101	MHS-CARK2-V96/2400	77953	117
MHP-2496	78675	49	MHS-30V	76171	99	MHS-60RV-S/S	77655	103	MHSP-18	76178	97
MHP-2496P	78682	50	MHS-30V-ESAC	77854	116	MHS-60V	76176	99	MHSP-18	76178	105
MHP-624	77703	49	MHS-30V-MST	79444	100	MHS-60V-2ESAC	77861	116	MHSP-24	75918	97
MHP-624P	78599	50	MHS-30V-S/S	77611	103	MHS-60V-ESAC	77859	116	MHSP-24	75918	105
MHP-630	77704	49	MHS-36	75912	99	MHS-60V-MST	79449	100	MHSP-30	75919	97
MHP-630P	78600	50	MHS-36-ESAC	77842	116	MHS-60V-S/S	77616	103	MHSP-30	75919	105
MHP-636	77705	49	MHS-36-S/S	77603	103	MHS-72	75917	99	MHSP-36	75920	97
MHP-636P	78601	50	MHS-36P	78738	101	MHS-72-2ESAC	77849	116	MHSP-36	75920	105
MHP-642	77706	49	MHS-36R	76615	101	MHS-72-ESAC	77847	116	MHSP-42	75921	97
MHP-642P	78602	50	MHS-36R-S/S	77642	103	MHS-72-S/S	77608	103	MHSP-42	75921	105
MHP-648	77707	49	MHS-36RMV	79627	100	MHS-72P**	78743	101	MHSP-48	75922	97
MHP-648P	78603	50	MHS-36RU	79740	98	MHS-72R	76620	101	MHSP-48	75922	105
MHP-654	77708	49	MHS-36RUV	79751	98	MHS-72R-S/S	77647	103	MHSP-54	75923	97
MHP-654P	78604	50	MHS-36RV	76649	101	MHS-72RMV	79632	100	MHSP-54	75923	105
MHP-660	77709	49	MHS-36RV-S/S	77651	103	MHS-72RU	79745	98	MHSP-60	75924	97
MHP-660P	78605	50	MHS-36V	76172	99	MHS-72RUV	79756	98	MHSP-60	75924	105
MHP-672	77710	49	MHS-36V-ESAC	77855	116	MHS-72RV	76654	101	MHSP-72	75925	97
MHP-672P	78606	50	MHS-36V-MST	79445	100	MHS-72RV-S/S	77656	103	MHSP-72	75925	105
MHP-684	77711	49	MHS-36V-S/S	77612	103	MHS-72V	76177	99	MHSP-84	76814	105
MHP-684P	78607	50	MHS-42	75913	99	MHS-72V-2ESAC	77862	116	MHSP-96	79052	105
MHP-696	77712	49	MHS-42-ESAC	77843	116	MHS-72V-ESAC	77860	116	MHSP24-S/S	77620	107
MHP-696P	78608	50	MHS-42-S/S	77604	103	MHS-72V-MST	79450	100	MHSP30-S/S	77621	107
MHP-CP24	75961	60	MHS-42P	78739	101	MHS-72V-S/S	77617	103	MHSP36-S/S	77622	107
MHP-CP30	75962	60	MHS-42R	76616	101	MHS-84	76803	99	MHSP42-S/S	77623	107
MHP-CP36	75963	60	MHS-42R-S/S	77643	103	MHS-84-2ESAC	77850	116	MHSP48-S/S	77624	107
MHP-CP42	75964	60	MHS-42RMV	79628	100	MHS-84-S/S	77609	103	MHSP54-S/S	77625	107
MHP-CP48	75965	60	MHS-42RU	79741	98	MHS-84P**	78744	101	MHSP60-S/S	77626	107
MHP-CP54	75966	60	MHS-42RUV	79752	98	MHS-84R	76621	101	MHSP72-S/S	77627	107
MHP-CP60	75967	60	MHS-42RV	76650	101	MHS-84R-S/S	77648	103	MHSP84-S/S	77628	107
MHP-CP72	75968	60	MHS-42RV-S/S	77652	103	MHS-84RU	79746	98	MHSP96-S/S	79053	107

Index by Ordering Number

ORDERING NUMBER	ITEM CODE	PAGE	ORDERING NUMBER	ITEM CODE	PAGE	ORDERING NUMBER	ITEM CODE	PAGE	ORDERING NUMBER	ITEM CODE	PAGE
MIB2-1U	79379	181	MMP-1260-S/S	77438	42	MMPCP72-S/S	77597	48	MSP-854-S/S	77467	36
MIB2-1U	79379	184	MMP-1260P	78720	43	MMPCP84	76808	47	MSP-860	75801	34
MIB2-1UF	79908	181	MMP-1272	76557	41	MMPCP84	76808	55	MSP-860-S/S	77468	36
MIB2-1UF	79908	184	MMP-1272-S/S	77439	42	MMPCP84-S/S	77598	48	MSP-872	75802	34
MIB24-2H	79971	182	MMP-1272P	78721	43	MMPCP96	77722	47	MSP-872-S/S	77470	36
MIB24CPK	90253	184	MMP-1284	76799	41	MMPCP96	77722	55	MSP-884	76797	34
MIB24CSK	90237	181	MMP-1284-S/S	77440	42	MMPCP96-S/S	78686	48	MSP-884-S/S	77471	36
MIB24CSK	90237	184	MMP-1284P	78722	43	MMPK	76537	34	MSP-UHT1442	91280	35
MIB24WPK	90245	181	MMP-1296	79034	41	MMPK	76537	41	MSP-UHT1448	91281	35
MIB24WPK	90245	184	MMP-1296-S/S	79036	42	MMPK	76537	49	MSP-UHT1454	91282	35
MIB30-2H	79972	182	MMP-1296P	79038	43	MMPK	76537	56	MSP-UHT1460	91283	35
MIB30CPK	90254	184	MMP-1836	77575	41	MMPK	76537	137	MSP-UHT1472	91284	35
MIB30CSK	90238	181	MMP-1842	77576	41	MORK	74921	211	MSP-UHT224	91264	35
MIB30CSK	90238	184	MMP-1848	77577	41	MORK	74921	212	MSP-UHT230	91265	35
MIB30WPK	90246	181	MMP-1854	77578	41	MORKSD	74922	211	MSP-UHT236	91266	35
MIB30WPK	90246	184	MMP-1860	77579	41	MORKSD	74922	212	MSP-UHT242	91267	35
MIB36-2H	79973	182	MMP-1872	77580	41	MRB18	77531	52	MSP-UHT248	91268	35
MIB36CPK	90255	184	MMP-1884	77581	41	MRB24	77532	52	MSP-UHT254	91269	35
MIB36CSK	90239	181	MMP-1896	79040	41	MRB30	77533	52	MSP-UHT260	91270	35
MIB36CSK	90239	184	MMP-624	76450	41	MRB36	77534	52	MSP-UHT272	91271	35
MIB36WPK	90247	181	MMP-624-S/S	77424	42	MRB42	77535	52	MSP-UHT824	91272	35
MIB36WPK	90247	184	MMP-624P	78706	43	MRB48	77536	52	MSP-UHT830	91273	35
MIB42-2H	79974	182	MMP-630	76451	41	MRB54	77537	52	MSP-UHT836	91274	35
MIB42CPK	90256	184	MMP-630-S/S	77425	42	MRB60	77538	52	MSP-UHT842	91275	35
MIB42CSK	90240	181	MMP-630P	78707	43	MRB66	77539	52	MSP-UHT848	91276	35
MIB42CSK	90240	184	MMP-636	76452	41	MRB72	77540	52	MSP-UHT854	91277	35
MIB42WPK	90248	181	MMP-636-S/S	77426	42	MRB78	77541	52	MSP-UHT860	91278	35
MIB42WPK	90248	184	MMP-636P	78708	43	MRB84	77542	52	MSP-UHT872	91279	35
MIB48-2H	79975	182	MMP-642	76453	41	MRB90	77543	52	MSPBPK	75831	39
MIB48CPK	90257	184	MMP-642-S/S	77427	42	MSB24-2I	79979	179	MSPBPK	75831	126
MIB48CSK	90241	181	MMP-642P	78709	43	MSB24RMK	79991	179	MSPBPK-S/S	77583	24
MIB48CSK	90241	184	MMP-648	76454	41	MSB30-2I	79980	179	MSPBPK-S/S	77583	40
MIB48WPK	90249	181	MMP-648-S/S	77428	42	MSB30RMK	79992	179	MSPMPK	75811	39
MIB48WPK	90249	184	MMP-648P	78710	43	MSB36-2I	79981	179	MSPMPK	75811	47
MIB54-2H	79976	182	MMP-654	76455	41	MSB36RMK	79993	179	MSPMPK	75811	67
MIB54CPK	90258	184	MMP-654-S/S	77429	42	MSB42-2I	79982	179	MSPMPK	75811	74
MIB54CSK	90242	181	MMP-654P	78711	43	MSB42RMK	79994	179	MSPMPK-S/S	77582	40
MIB54CSK	90242	184	MMP-660	76456	41	MSB48-2I	79983	179	MSPMPK-S/S	77582	48
MIB54WPK	90250	181	MMP-660-S/S	77430	42	MSB48RMK	79995	179	MSP24	75803	39
MIB54WPK	90250	184	MMP-660P	78712	43	MSB54-2I	79984	179	MSP24-S/S	77472	40
MIB60-2H	79977	182	MMP-672	76457	41	MSB54RMK	79996	179	MSP30	75804	39
MIB60CPK	90259	184	MMP-672-S/S	77431	42	MSB60-2I	79985	179	MSP30	75804	126
MIB60CSK	90243	181	MMP-672P	78713	43	MSB60RMK	79997	179	MSP30-S/S	77473	40
MIB60CSK	90243	184	MMP-684	76798	41	MSB72-2I	79986	179	MSP36	75805	39
MIB60WPK	90251	181	MMP-684-S/S	77432	42	MSB72RMK	79998	179	MSP36	75805	126
MIB60WPK	90251	184	MMP-684P	78714	43	MSBRMK	79987	181	MSP36-S/S	77474	40
MIB72-2H	79978	182	MMP-696	79033	41	MSP-224	75787	34	MSP42	75806	39
MIB72CPK	90260	184	MMP-696-S/S	79035	42	MSP-224-S/S	77453	36	MSP42	75806	126
MIB72CSK	90244	181	MMP-696P	79037	43	MSP-230	75788	34	MSP42-S/S	77475	40
MIB72CSK	90244	184	MMPBPK	76466	47	MSP-230-S/S	77454	36	MSP48	75807	39
MIB72WPK	90252	181	MMPBPK	76466	152	MSP-236	75789	34	MSP48	75807	126
MIB72WPK	90252	184	MMPBPK-S/S	77600	48	MSP-236-S/S	77455	36	MSP48-S/S	77476	40
MMBK	75830	34	MMPCP24	76458	47	MSP-242	75790	34	MSP54	75808	39
MMBK	75830	41	MMPCP24	76458	55	MSP-242-S/S	77456	36	MSP54	75808	126
MMBK	75830	49	MMPCP24-S/S	77590	48	MSP-248	75791	34	MSP54-S/S	77477	40
MMBK	75830	56	MMPCP30	76459	47	MSP-248-S/S	77457	36	MSP60	75809	39
MMBK	75830	137	MMPCP30	76459	55	MSP-254	75792	34	MSP60	75809	126
MMKU	77324	122	MMPCP30-S/S	77591	48	MSP-254-S/S	77458	36	MSP60-S/S	77478	40
MMKUHD	77327	122	MMPCP36	76460	47	MSP-260	75793	34	MSP66	76695	126
MMP-1230	76551	41	MMPCP36	76460	55	MSP-260-S/S	77459	36	MSP72	75810	39
MMP-1230-S/S	77433	42	MMPCP36-S/S	77592	48	MSP-272	75794	34	MSP72-S/S	77479	40
MMP-1230P	78715	43	MMPCP42	76461	47	MSP-272-S/S	77460	36	MSP84	76807	39
MMP-1236	76552	41	MMPCP42	76461	55	MSP-284	76796	34	MSP84-S/S	77480	40
MMP-1236-S/S	77434	42	MMPCP42-S/S	77593	48	MSP-284-S/S	77461	36	MSPPL	75816	39
MMP-1236P	78716	43	MMPCP48	76462	47	MSP-824	75795	34	MSPPL	75816	67
MMP-1242	76553	41	MMPCP48	76462	55	MSP-824-S/S	77462	36	MSPPL	75816	74
MMP-1242-S/S	77435	42	MMPCP48-S/S	77594	48	MSP-830	75796	34	MSPPL-S/S	77524	40
MMP-1242P	78717	43	MMPCP54	76463	47	MSP-830-S/S	77463	36	MSR	74914	211
MMP-1248	76554	41	MMPCP54	76463	55	MSP-836	75797	34	MSR2	79378	210
MMP-1248-S/S	77436	42	MMPCP54-S/S	77595	48	MSP-836-S/S	77464	36	MSR2	79378	211
MMP-1248P	78718	43	MMPCP60	76464	47	MSP-842	75798	34	MSR2-S/S	90046	212
MMP-1254	76555	41	MMPCP60	76464	55	MSP-842-S/S	77465	36	MSRSD	74915	211
MMP-1254-S/S	77437	42	MMPCP60-S/S	77596	48	MSP-848	75799	34	MSRSD-S/S	90055	212
MMP-1254P	78719	43	MMPCP72	76465	47	MSP-848-S/S	77466	36	MST-MBL	79436	97
MMP-1260	76556	41	MMPCP72	76465	55	MSP-854	75800	34	MST-MBL	79436	106

Index by Ordering Number

ORDERING NUMBER	ITEM CODE	PAGE	ORDERING NUMBER	ITEM CODE	PAGE	ORDERING NUMBER	ITEM CODE	PAGE	ORDERING NUMBER	ITEM CODE	PAGE
MST-MBR	79437	97	NI6D3T-42-15-A45	26187	172	PATHK*	78794	51	PP-48	78424	91
MST-MBR	79437	106	NI6D3T-42-15-A45	26187	181	PATHK*	78794	57	PP-54	78425	91
MSTAM	79435	97	NI6D3T-48-17-A45	26188	172	PATHK*	78794	102	PP-60	78451	91
MSTAM	79435	106	NI6D3T-48-17-A45	26188	181	PATHK*	78794	124	PP72	73017	91
MSTBK	79440	97	NI6D3T-54-19-A45	26189	172	PATLK	78791	44	PPS6	73024	91
MSTBK	79440	106	NI6D3T-54-19-A45	26189	181	PATLK	78791	51	PSA150	73156	88
MSTCHD	79439	97	NI6D3T-60-21-A45	26190	172	PATLK	78791	57	PSA150	73156	91
MSTCHD	79439	106	NI6D3T-60-21-A45	26190	181	PATLK	78791	102	PSA150	73156	108
MSTDB	79434	95	NI6D3T-72-25-A45	26191	172	PATLK	78791	124	PSA150	73156	111
MSTDB	79434	97	NI6D3T-72-25-A45	26191	181	PC120-2ESAC	77967	108	PSSS	74773	91
MSTDB	79434	100	OIBBK	76950	194	PC18	74566	88	PSSS	74773	97
MSTDB	79434	106	P-CARK-C24/600	78072	109	PC24	74567	88	PSSS	74773	101
MSTDB	79434	137	P-CARK-C30/750	78073	109	PC24-ESAC	77955	108	PSSS	74773	105
MSTGT	79441	97	P-CARK-C36/900	78074	109	PC30	74568	88	PSSS	74773	107
MSTGT	79441	106	P-CARK-C42/1050	78075	109	PC30-ESAC	77956	108	PST2-R	77725	55
MSTHD-B	79433	97	P-CARK-C48/1200	78076	109	PC36	74569	88	PST2-R	77725	58
MSTHD-B	79433	106	P-CARK-C54/1350	78077	109	PC36-ESAC	77957	108	PST2-R	77725	60
MSTHD-S	79432	97	P-CARK-C60/1500	78078	109	PC42	74570	88	PST2-S	77724	55
MSTHD-S	79432	106	P-CARK-C72/1800	78079	109	PC42-ESAC	77958	108	PST2-S	77724	58
MSTHD-W	79431	97	P-CARK-V24/600	78080	109	PC48	74571	88	PST2-S	77724	60
MSTHD-W	79431	106	P-CARK-V30/750	78081	109	PC48-ESAC	77959	108	PST2-W	77723	55
MSTPMHD	79451	97	P-CARK-V36/900	78082	109	PC54	74572	88	PST2-W	77723	58
MSTPMHD	79451	106	P-CARK-V42/1050	78083	109	PC54-ESAC	77960	108	PST2-W	77723	60
MXP-12108	90643	61	P-CARK-V48/1200	78084	109	PC60	74573	88	PSTA	75896	39
MXP-12120	90588	61	P-CARK-V54/1350	78085	109	PC60-2ESAC	77963	108	PSTA	75896	47
MXP-1242	90581	61	P-CARK-V60/1500	78086	109	PC60-ESAC	77961	108	PSTA	75896	55
MXP-1248	90582	61	P-CARK-V72/1800	78087	109	PC72	74574	88	PSTA	75896	60
MXP-1254	90583	61	P-CARK2-C120/3000	78092	109	PC72-2ESAC	77964	108	PSTA	75896	67
MXP-1260	90584	61	P-CARK2-C60/1500	78088	109	PC72-ESAC	77962	108	PSTA	75896	74
MXP-1272	90585	61	P-CARK2-C72/1800	78089	109	PC84-2ESAC	77965	108	PSTA	75896	122
MXP-1284	90586	61	P-CARK2-C84/2100	78090	109	PC96-2ESAC	77966	108	PSTA-S/S	77442	40
MXP-1296	90587	61	P-CARK2-C96/2400	78091	109	PCAP-24/600	77913	111	PSTA-S/S	77442	48
MXP-6108	90642	61	P-CARK2-V120/3000	78097	109	PCAP-30/750	77914	111	PSTS-R	77726	55
MXP-6120	90400	61	P-CARK2-V60/1500	78093	109	PCAP-36/900	77915	111	PSTS-R	77726	60
MXP-642	90393	61	P-CARK2-V72/1800	78094	109	PCAP-42/1050	77916	111	PSTS-S	75899	47
MXP-648	90394	61	P-CARK2-V84/2100	78095	109	PCAP-48/1200	77917	111	PSTS-S	75899	55
MXP-654	90395	61	P-CARK2-V96/2400	78096	109	PCAP-54/1350	77918	111	PSTS-S	75899	60
MXP-660	90396	61	PAB	75513	79	PCAP-60/1500	77919	111	PSTS-S	75899	67
MXP-672	90397	61	PAB	75513	91	PCAP-72/1800	77920	111	PSTS-S	75899	74
MXP-684	90398	61	PAB	75513	94	PFC	75927	105	PSTS-W	75898	39
MXP-696	90399	61	PAB	75513	111	PFC	75927	119	PSTS-W	75898	47
MXPP-12108	90645	64	PAB	75513	115	PFC-SS	76560	105	PSTS-W	75898	55
MXPP-12120	90629	64	PAB	75513	130	PFC-SS	76560	107	PSTS-W	75898	60
MXPP-1242	90622	64	PAB	75513	146	PFRS	76622	101	PSTS-W	75898	67
MXPP-1248	90623	64	PACB100	79656	106	PFRS	76622	105	PSTS-W	75898	74
MXPP-1254	90624	64	PACB100	79656	126	PFRS	76622	107	PSTS-W	75898	122
MXPP-1260	90625	64	PACB100	79656	133	PFRS	76622	116	PTEZ-18	90265	199
MXPP-1272	90626	64	PACB60	78683	47	PFS-ESAC	79073	116	PTEZ-24	90266	199
MXPP-1284	90627	64	PACB60	78683	55	PHA	73626	91	PTEZ-30	90267	199
MXPP-1296	90628	64	PACB60	78683	60	PHA	73626	111	PTEZ-36	90268	199
MXPP-6108	90644	64	PAK	78705	47	PLSC18	75588	89	PTEZ-42	90269	199
MXPP-6120	90596	64	PAK	78705	55	PLSC24	75589	89	PTEZ-48	90270	199
MXPP-642	90589	64	PAK	78705	58	PLSC30	75590	89	PTEZDC	90353	199
MXPP-648	90590	64	PAK	78705	60	PLSC36	75591	89	PTEZHD-42/1050	90616	199
MXPP-654	90591	64	PANK*	78799	44	PLSC42	75592	89	PTEZHD-42/1050-UG	90798	199
MXPP-660	90592	64	PANK*	78799	51	PLSC48	75593	89	PTEZHD-48/1200	90617	199
MXPP-672	90593	64	PANK*	78799	57	PLSC54	75594	89	PTEZHD-48/1200-UG	90799	199
MXPP-684	90594	64	PANK*	78799	102	PLSP18	75595	91	PTEZHD-54/1350	90618	199
MXPP-696	90595	64	PANK*	78799	124	PLSP24	75596	91	PTEZHD-54/1350-UG	90800	199
MXPPBK	90607	64	PAT1	78684	44	PLSP30	75597	91	PTEZHD-56/1400	90795	199
MXPPE	90598	64	PAT1	78684	51	PLSP36	75598	91	PTEZHD-60/1500	90619	199
N6D3T-24-9-A45	26107	169	PAT1	78684	57	PLSP42	75599	91	PTEZHD-60/1500-UG	90801	199
N6D3T-30-11-A45	26108	169	PAT1	78684	102	PLSP48	75600	91	PTEZHD-64/1600	90796	199
N6D3T-36-13-A45	26109	169	PAT1	78684	124	PLSP54	75601	91	PTEZHD-72/1800	90620	199
N6D3T-42-15-A45	26110	169	PAT2	78685	44	PMSMK	74916	211	PTEZHD-72/1800-UG	90802	199
N6D3T-48-17-A45	26111	169	PAT2	78685	51	PMSMK2	79380	210	PTEZHD-80/2000	90797	199
N6D3T-54-19-A45	26112	169	PAT2	78685	57	PMSMK2	79380	211	PTEZHD-84/2100	90621	199
N6D3T-60-21-A45	26113	169	PAT2	78685	102	PMSMK2-S/S	90047	212	PTEZHD-DCK	90805	199
N6D3T-72-25-A45	26114	169	PAT2	78685	124	PMSMKSD	74917	211	PTEZHD-JBBK	90807	199
NI6D3T-24-9-A45	26184	172	PATHK	78794	44	PMSMKSD-S/S	90056	212	PTEZHD-MBK	90803	199
NI6D3T-24-9-A45	26184	181	PATHK	78794	51	PP-18	78414	91	PTEZHD-PBK	90804	199
NI6D3T-30-11-A45	26185	172	PATHK	78794	57	PP-24	78416	91	PTEZHD-WRBK	90806	199
NI6D3T-30-11-A45	26185	181	PATHK	78794	102	PP-30	78418	91	PTEZMB	90351	199
NI6D3T-36-13-A45	26186	172	PATHK	78794	124	PP-36	78420	91	PTEZPB	90352	199
NI6D3T-36-13-A45	26186	181	PATHK*	78794	44	PP-42	78422	91	PTM24R	75584	207

Index by Ordering Number

ORDERING NUMBER	ITEM CODE	PAGE	ORDERING NUMBER	ITEM CODE	PAGE	ORDERING NUMBER	ITEM CODE	PAGE	ORDERING NUMBER	ITEM CODE	PAGE
PTM24R-S/S	90012	208	PTMAHD72T	90379	206	PTS-HIBK	77697	205	QMTBK-G	76540	47
PTM24T	75583	207	PTMAHD72VR	90387	206	PTS-IBK	77696	205	QMTBK-G	76540	48
PTM24T-S/S	90001	208	PTMAHD84R	90384	206	PTS-LHSAA	77756	205	QMTBK-P	76097	39
PTM24VR	79669	207	PTMAHD84T	90380	206	PTS-MBK	77700	205	QMTBK-P	76097	40
PTM24VR-S/S	90023	208	PTMAHD84VR	90388	206	PTS-MBKUG	77701	205	QMTBK-P	76097	47
PTM30R	74899	207	PTMAORR	90197	210	PTS-PA	77699	205	QMTBK-P	76097	48
PTM30R-S/S	90013	208	PTMHD54R	74905	207	PTS-PS	77698	205	QMTBK-P	76097	67
PTM30T	74885	207	PTMHD54R-S/S	90019	208	PTS-RHSAA	77755	205	QMTBK-P	76097	74
PTM30T-S/S	90002	208	PTMHD54T	74891	207	PTS-RR21	77680	203	QMTBK-W	76098	39
PTM30VR	79670	207	PTMHD54T-S/S	90008	208	PTS-RR27	77681	203	QMTBK-W	76098	40
PTM30VR-S/S	90024	208	PTMHD54VR	79665	207	PTS-RR33	77682	203	QMTBK-W	76098	47
PTM36R	74900	207	PTMHD54VR-S/S	90030	208	PTS-RR39	77683	203	QMTBK-W	76098	48
PTM36R-S/S	90014	208	PTMHD60R	74906	207	PTS-RR39	77683	203	QMTBK-W	76098	55
PTM36T	74886	207	PTMHD60R-S/S	90020	208	PTS-RR45	77684	203	QMTBK-W	76098	60
PTM36T-S/S	90003	208	PTMHD60T	74892	207	PTS-RR45	77684	203	QMTBK-W	76098	67
PTM36VR	79671	207	PTMHD60T-S/S	90009	208	PTS-RR51	77685	203	QMTBK-W	76098	74
PTM36VR-S/S	90025	208	PTMHD60VR	79666	207	PTS-RR51	77685	203	QMTBK-W	76098	122
PTM42R	74901	207	PTMHD60VR-S/S	90031	208	PTS-RR57	77686	203	QMTPAK	76096	39
PTM42R-S/S	90015	208	PTMHD72R	74907	207	PTS-RR57	77686	203	QMTPAK	76096	47
PTM42T	74887	207	PTMHD72R-S/S	90021	208	PTS-RR63	77687	203	QMTPAK	76096	67
PTM42T-S/S	90004	208	PTMHD72T	74893	207	PTS-RR63	77687	203	QMTPAK	76096	74
PTM42VR	79672	207	PTMHD72T-S/S	90010	208	PTS-RR69	77688	203	QMTPAK	76096	122
PTM42VR-S/S	90026	208	PTMHD72VR	79667	207	PTS-RR75	77689	203	QMTPAK-S/S	77587	40
PTM48R	74902	207	PTMHD72VR-S/S	90032	208	PTS-RR81	77690	203	QMTPAK-S/S	77587	48
PTM48R-S/S	90016	208	PTMHD84R	74908	207	PTS-SAK	77694	205	QMTPSBK	76099	39
PTM48T	74888	207	PTMHD84R-S/S	90022	208	PTS-SR	77691	205	QMTPSBK	76099	47
PTM48T-S/S	90005	208	PTMHD84T	74894	207	PTS-WMK	78767	205	QMTPSBK	76099	67
PTM48VR	79673	207	PTMHD84T-S/S	90011	208	PV-18	78453	88	QMTPSBK	76099	74
PTM48VR-S/S	90027	208	PTMHD84VR	79668	207	PV-24	78415	88	QMTPSBK	76099	122
PTM54R	74903	207	PTMHD84VR-S/S	90033	208	PV-30	78417	88	QMTPSBK-S/S	77588	40
PTM54R-S/S	90017	208	PTMSD120R	74912	207	PV-36	78419	88	QMTPSBK-S/S	77588	48
PTM54T	74889	207	PTMSD120R-S/S	90041	208	PV-42	78421	88	QMTS-G	76484	39
PTM54T-S/S	90006	208	PTMSD120T	74898	207	PV-48	78423	88	QMTS-G	76484	47
PTM54VR	79674	207	PTMSD120T-S/S	90037	208	PV-54	78454	88	QMTS-G-S/S	77452	24
PTM54VR-S/S	90028	208	PTMSD120VR	90054	207	PV-60	78455	88	QMTS-G-S/S	77452	40
PTM60R	74904	207	PTMSD120VR-S/S	90045	208	PV120-2ESAC	77993	108	QMTS-G-S/S	77452	48
PTM60R-S/S	90018	208	PTMSD72R	74909	207	PV24-ESAC	77981	108	QMTS-P	75845	19
PTM60T	74890	207	PTMSD72R-S/S	90038	208	PV30-ESAC	77982	108	QMTS-P	75845	39
PTM60T-S/S	90007	208	PTMSD72T	74895	207	PV36-ESAC	77983	108	QMTS-P	75845	47
PTM60VR	79675	207	PTMSD72T-S/S	90034	208	PV42-ESAC	77984	108	QMTS-P	75845	67
PTM60VR-S/S	90029	208	PTMSD72VR	90051	207	PV48-ESAC	77985	108	QMTS-P	75845	74
PTMA36R	90367	206	PTMSD72VR-S/S	90042	208	PV54-ESAC	77986	108	QMTS-P	75845	122
PTMA36T	90362	206	PTMSD84R	74910	207	PV60-2ESAC	77989	108	QMTS-P-S/S	77450	24
PTMA36VR	90372	206	PTMSD84R-S/S	90039	208	PV60-ESAC	77987	108	QMTS-P-S/S	77450	40
PTMA42R	90368	206	PTMSD84T	74896	207	PV72	73438	88	QMTS-P-S/S	77450	48
PTMA42T	90363	206	PTMSD84T-S/S	90035	208	PV72-2ESAC	77990	108	QMTS-S-S/S	79056	48
PTMA42VR	90373	206	PTMSD84VR	90052	207	PV72-ESAC	77988	108	QMTS-W-S/S	77451	24
PTMA48R	90369	206	PTMSD84VR-S/S	90043	208	PV84-2ESAC	77991	108	QMTS-W-S/S	77451	40
PTMA48T	90364	206	PTMSD96R	74911	207	PV96-2ESAC	77992	108	QMTS-W-S/S	77451	48
PTMA48VR	90374	206	PTMSD96R-S/S	90040	208	QB1PCK	90954	151	R-CARK-C24/600	78098	113
PTMA54R	90370	206	PTMSD96T	74897	207	QMT-A-P	91285	39	R-CARK-C30/750	78099	113
PTMA54T	90365	206	PTMSD96T-S/S	90036	208	QMT-A-W	91286	39	R-CARK-C36/900	78100	113
PTMA54VR	90375	206	PTMSD96VR	90053	207	QMT-ATEX	90435	39	R-CARK-C42/1050	78101	113
PTMA60R	90371	206	PTMSD96VR-S/S	90044	208	QMT-G	76483	39	R-CARK-C48/1200	78102	113
PTMA60T	90366	206	PTPK	75897	55	QMT-G	76483	47	R-CARK-C54/1350	78103	113
PTMA60VR	90376	206	PTPK	75897	60	QMT-G-S/S	77586	40	R-CARK-C60/1500	78104	113
PTMAAK	90194	210	PTS-18R	77664	203	QMT-G-S/S	77586	48	R-CARK-C72/1800	78105	113
PTMAAKHD	90195	210	PTS-24R	77665	203	QMT-P	76074	39	R-CARK-V24/600	78106	113
PTMAEKHDR	90192	210	PTS-30R	77666	203	QMT-P	76074	47	R-CARK-V30/750	78107	113
PTMAEKHDT	90191	210	PTS-30R-UG	77673	203	QMT-P	76074	67	R-CARK-V36/900	78108	113
PTMAEKHDVR	90193	210	PTS-36R	77667	203	QMT-P	76074	74	R-CARK-V42/1050	78109	113
PTMAEKR	90189	210	PTS-36R-UG	77674	203	QMT-P-S/S	77584	40	R-CARK-V48/1200	78110	113
PTMAEKT	90188	210	PTS-42R	77668	203	QMT-P-S/S	77584	48	R-CARK-V54/1350	78111	113
PTMAEKVR	90190	210	PTS-42R-UG	77675	203	QMT-S	79039	47	R-CARK-V60/1500	78112	113
PTMAFASK	90196	210	PTS-48R	77669	203	QMT-S	79039	67	R-CARK-V72/1800	78113	113
PTMAFMKHDR	90187	210	PTS-48R-UG	77676	203	QMT-S	79039	74	R-CARK2-C120/3000	78118	113
PTMAFMKR	90186	210	PTS-54R	77670	203	QMT-S-S/S	79059	48	R-CARK2-C60/1500	78114	113
PTMAFMKT	90185	210	PTS-54R-UG	77677	203	QMT-W	76075	39	R-CARK2-C72/1800	78115	113
PTMAHD54R	90381	206	PTS-60R	77671	203	QMT-W	76075	47	R-CARK2-C84/2100	78116	113
PTMAHD54T	90377	206	PTS-60R-UG	77678	203	QMT-W	76075	67	R-CARK2-C96/2400	78117	113
PTMAHD54VR	90385	206	PTS-72R	77672	203	QMT-W	76075	74	R-CARK2-V120/3000	78123	113
PTMAHD60R	90382	206	PTS-72R-UG	77679	203	QMT-W-S/S	77585	40	R-CARK2-V60/1500	78119	113
PTMAHD60T	90378	206	PTS-DRK	90100	205	QMT-W-S/S	77585	48	R-CARK2-V72/1800	78120	113
PTMAHD60VR	90386	206	PTS-EBK	77702	205	QMTBK-G	76540	39	R-CARK2-V84/2100	78121	113
PTMAHD72R	90383	206	PTS-HDSR	77692	205	QMTBK-G	76540	40	R-CARK2-V96/2400	78122	113

Index by Ordering Number

ORDERING NUMBER	ITEM CODE	PAGE	ORDERING NUMBER	ITEM CODE	PAGE	ORDERING NUMBER	ITEM CODE	PAGE	ORDERING NUMBER	ITEM CODE	PAGE
RAPEK	77423	137	RBP1S-S	74558	196	RC60-2ESAC	77976	112	RV-18	78402	92
RB38BP	79481	150	RBP1S-XL	74561	196	RC60-ESAC	77974	112	RV-24	78403	92
RB38BP	79481	156	RBPFK-L	75524	198	RC72	74626	92	RV-30	78404	92
RB38BP	79481	157	RBPFK-M	75523	198	RC72-2ESAC	77977	112	RV-36	78405	92
RB6DH	76571	159	RBPFK-S	75522	198	RC72-ESAC	77975	112	RV-42	78406	92
RB6SA	76570	158	RBPFK-XL	75525	198	RC84-2ESAC	77978	112	RV-48	78407	92
RBAER-10	76041	157	RBPIT-L	75529	198	RC96-2ESAC	77979	112	RV-54	78408	92
RBAER-16	76042	157	RBPIT-M	75528	198	RCAP-24/600	77921	115	RV-60	78409	92
RBAER-22	76043	157	RBPIT-S	75527	198	RCAP-30/750	77922	115	RV-72	74641	92
RBAER-28	76044	157	RBPIT-XL	75530	198	RCAP-36/900	77923	115	RV120-2ESAC	78006	112
RBAER-34	76045	157	RBPMBK	75526	198	RCAP-42/1050	77924	115	RV24-ESAC	77994	112
RBAER-40	76046	157	RBPRET	73163	198	RCAP-48/1200	77925	115	RV30-ESAC	77995	112
RBAER-44	76655	157	RBPRET	73163	205	RCAP-54/1350	77926	115	RV36-ESAC	77996	112
RBAER-46	76047	157	RBPRR-L	90652	198	RCAP-60/1500	77927	115	RV42-ESAC	77997	112
RBAER-52	76048	157	RBPRR-M	90651	198	RCAP-72/1800	77928	115	RV48-ESAC	77998	112
RBAER-58	76049	157	RBPRR-S	90650	198	RDP1-L	74694	163	RV54-ESAC	77999	112
RBAER-70	76050	157	RBPRR-XL	90653	198	RDP1-M	74693	163	RV60-2ESAC	78002	112
RBAGM-16	77106	29	RBPSR-L	74564	198	RDP1-S	74692	163	RV60-ESAC	78000	112
RBAGM-16	77106	153	RBPSR-M	74563	198	RDP1-XL	74695	163	RV72-2ESAC	78003	112
RBAGM-22	77107	29	RBPSR-S	74562	198	RDPBK-L	74701	163	RV72-ESAC	78001	112
RBAGM-22	77107	153	RBPSR-XL	74565	198	RDPBK-L	74701	165	RV84-2ESAC	78004	112
RBAGM-28	77108	29	RBQB1-16/400	90935	151	RDPBK-M	74700	163	RV96-2ESAC	78005	112
RBAGM-28	77108	153	RBQB1-18/450	90936	151	RDPBK-M	74700	165	RV76-S/S	76205	107
RBAGM-34	77109	29	RBQB1-22/550	90937	151	RDPBK-S	74699	163	RWPBLD-18	90087	135
RBAGM-34	77109	153	RBQB1-24/600	90938	151	RDPBK-S	74699	165	RWPBLD-24	90088	135
RBAGM-40	77110	29	RBQB1-28/700	90939	151	RDPBK-XL	74702	163	RWPBLD-30	90089	135
RBAGM-40	77110	153	RBQB1-30/750	90940	151	RDPBK-XL	74702	165	RWPBLD-36	90090	135
RBAGM-46	77111	29	RBQB1-34/850	90941	151	RDPF-L	75568	165	RWPBLD-42	90091	135
RBAGM-46	77111	153	RBQB1-36/900	90942	151	RDPF-M	75567	165	RWPBLD-48	90092	135
RBAGS-16	75995	153	RBQB1-40/1000	90943	151	RDPF-S	75566	165	RWPBLD-54	90093	135
RBAGS-18	76967	153	RBQB1-42/1050	90944	151	RDPF-XL	75569	165	RWPBLD-60	90094	135
RBAGS-22	75996	153	RBQB1-46/1150	90945	151	RDPMBK	74698	165	RWPBLD-66	90095	135
RBAGS-24	76968	153	RBQB1-48/1200	90946	151	RDPMSK	74705	165	RWPBLD-72	90096	135
RBAGS-28	75997	153	RBQB1-52/1300	90947	151	RMC1	75817	215	RWPBLD-78	90097	135
RBAGS-30	76969	153	RBQB1-54/1350	90948	151	RMC1-50	75833	215	RWPBLD-84	90098	135
RBAGS-34	75998	153	RBQB1-58/1450	90949	151	RMC1-BCP	76414	215	RWPBLD-90	90099	135
RBAGS-36	76970	153	RBQB1-60/1500	90950	151	RMC1-BPP	76415	215	RWPPREC-1230	90078	134
RBAGS-40	75999	153	RBQB1-64/1600	90951	151	RMC1-BPP	76415	217	RWPPREC-1236	90079	134
RBAGS-42	76971	153	RBQB1-70/1750	90952	151	RMC1-CB	75820	215	RWPPREC-1242	90080	134
RBAGS-46	76028	153	RBQB1-72/1800	90953	151	RMC1-CB	75820	217	RWPPREC-1248	90081	134
RBAGS-48	76972	153	RBQC1HD-12	75985	150	RMC1-CP	75819	215	RWPPREC-1254	90082	134
RBAGS-52	76029	153	RBQC1HD-18	75986	150	RMC1-LS	75834	215	RWPPREC-1260	90083	134
RBAGS-54	76973	153	RBQC1HD-24	75987	150	RMC1-LSBPP	76538	215	RWPPREC-1272	90084	134
RBAGS-58	76030	153	RBQC1HD-30	75988	150	RMC1-LSPP	75836	215	RWPPREC-1284	90085	134
RBAGS-60	76974	153	RBQC1HD-36	75989	150	RMC1-PL	75821	215	RWPPREC-1296	90086	134
RBAGS-70	76031	153	RBQC1HD-42	75990	150	RMC1-PP	75832	215	RWPPREC-1836	91214	134
RBAGS-72	76975	153	RBQC1HD-48	75991	150	RMC1LS-PL	75835	215	RWPPREC-1842	91215	134
RBAGS-84	76976	153	RBQC1HD-54	75992	150	RMC2-FS-1	76558	217	RWPPREC-1848	91216	134
RBAGSCM-16	76572	154	RBQC1HD-66	75993	150	RMC2-FS-50	77330	217	RWPPREC-1854	91217	134
RBAGSCM-22	76573	154	RBSE-10	79861	155	RMC2-FSAPK	76559	217	RWPPREC-1860	91218	134
RBAGSCM-28	76574	154	RBSE-16	79862	155	RP-18	78426	94	RWPPREC-1872	91219	134
RBAGSCM-34	76575	154	RBSE-22	79863	155	RP-24	78427	94	RWPPREC-1884	91220	134
RBAGSCM-40	76576	154	RBSE-28	79864	155	RP-30	78428	94	RWPPREC-1896	91221	134
RBAGSCM-46	76577	154	RBSE-34	79865	155	RP-36	78429	94	RWPPREC-624	90068	134
RBAGSCM-52	76578	154	RBSE-40	79866	155	RP-42	78430	94	RWPPREC-630	90069	134
RBAGSCM-58	76579	154	RBSE-46	79867	155	RP-48	78431	94	RWPPREC-636	90070	134
RBAGSCM-70	76581	154	RBSE-52	79868	155	RP-54	78432	94	RWPPREC-642	90071	134
RBAS4-18	76032	156	RBSE-58	79869	155	RP-60	78433	94	RWPPREC-648	90072	134
RBAS4-24	76033	156	RBSE-64	79870	155	RP-72	74612	94	RWPPREC-654	90073	134
RBAS4-30	76034	156	RBSE-70	79871	155	RSA	76249	94	RWPPREC-660	90074	134
RBAS4-36	76035	156	RC120-2ESAC	77980	112	RSA	76249	115	RWPPREC-672	90075	134
RBAS4-42	76036	156	RC18	74618	92	RSA150	73628	92	RWPPREC-684	90076	134
RBAS4-48	76037	156	RC24	74619	92	RSA150	73628	94	RWPPREC-696	90077	134
RBAS4-54	76038	156	RC24-ESAC	77968	112	RSA150	73628	95	RWSECS-18F	91417	136
RBAS4-60	76039	156	RC30	74620	92	RSA150	73628	97	RWSECS-24F	91418	136
RBAS4-72	76040	156	RC30-ESAC	77969	112	RSA150	73628	98	RWSECS-30F	91419	136
RBDT-6C	90614	160	RC36	74621	92	RSA150	73628	99	RWSECS-36F	91420	136
RBDTXHD-13C	90615	161	RC36-ESAC	77970	112	RSA150	73628	100	RWSECS-42F	91421	136
RBDTXHD-6.5C	77517	161	RC42	74622	92	RSA150	73628	101	RWSECS-48F	91422	136
RBP1R-L	90648	196	RC42-ESAC	77971	112	RSA150	73628	105	RWSECS-54F	91423	136
RBP1R-M	90647	196	RC48	74623	92	RSA150	73628	107	RWSECS-60F	91424	136
RBP1R-S	90646	196	RC48-ESAC	77972	112	RSA150	73628	112	RWSECS-72F	91425	136
RBP1R-XL	90649	196	RC54	74624	92	RSA150	73628	115	RWSECS-84F	91426	136
RBP1S-L	74560	196	RC54-ESAC	77973	112	RSA150	73628	116	RWSECS-96F	91427	136
RBP1S-M	74559	196	RC60	74625	92	RSA150	73628	119	SAC2-TIP-TL	77866	111

Index by Ordering Number

ORDERING NUMBER	ITEM CODE	PAGE	ORDERING NUMBER	ITEM CODE	PAGE	ORDERING NUMBER	ITEM CODE	PAGE	ORDERING NUMBER	ITEM CODE	PAGE
SAC2-TIP-TL	77866	115	SATB	76083	106	SKPU-4X1/2X50	91294	213	SST-BUK	76943	126
SAC2-TIP-TL	77866	119	SATB	76083	126	SKPU-4X1X25	91292	213	SST-BUK-S/S	77636	107
SACHP2	77768	111	SATB	76083	133	SKPU-4X1X50	91297	213	SST2HD-B	77881	105
SACHP2	77768	115	SATHB	76084	106	SKPU-4X3/4X25	91291	213	SST2HD-B	77881	126
SACHP2	77768	119	SATHB	76084	126	SKPU-4X3/4X50	91296	213	SST2HD-B-S/S	77639	107
SACKRP	77885	111	SATHB	76084	133	SKPU-4X3/8X25	91288	213	SST2HD-G	79041	105
SACKRP	77885	115	SATXDNCB	91414	133	SKPU-4X3/8X50	91293	213	SST2HD-G	79041	126
SACKRP	77885	119	SATXDPAT	91413	133	SKPU-4X5/8X25	91290	213	SST2HD-G-S/S	79042	107
SACPL-24/600	77887	111	SB2	79970	181	SKPU-4X5/8X50	91295	213	SST2HD-S	77880	105
SACPL-24/600	77887	115	SB2	79970	184	SKPU-6X1/2X25	90283	213	SST2HD-S	77880	126
SACPL-24/600	77887	119	SB2F	79988	181	SKPU-6X1/2X50	91222	213	SST2HD-S-S/S	77638	107
SACPL-30/750	77888	111	SB2F	79988	184	SKPU-6X1X25	91300	213	SST2HD-W	77879	105
SACPL-30/750	77888	115	SB4	78789	169	SKPU-6X1X50	91303	213	SST2HD-W	77879	126
SACPL-30/750	77888	119	SB4	78789	172	SKPU-6X3/4X25	90284	213	SST2HD-W-S/S	77637	107
SACPL-36/900	77889	111	SB4	78789	175	SKPU-6X3/4X50	91223	213	SSTBK-B	76637	105
SACPL-36/900	77889	115	SB4	78789	178	SKPU-6X3/8X25	91298	213	SSTBK-B	76637	107
SACPL-36/900	77889	119	SB4	78789	186	SKPU-6X3/8X50	91301	213	SSTBK-B	76637	126
SACPL-42/1050	77890	111	SB4	78789	188	SKPU-6X5/8X25	91299	213	SSTBK-B	76637	133
SACPL-42/1050	77890	115	SB4	78789	190	SKPU-6X5/8X50	91302	213	SSTBK-W	76636	105
SACPL-42/1050	77890	119	SB5	78790	169	SKPU-8X1/2X25	90285	213	SSTBK-W	76636	107
SACPL-48/1200	77891	111	SB5	78790	172	SKPU-8X1/2X50	91224	213	SSTBK-W	76636	126
SACPL-48/1200	77891	115	SB5	78790	175	SKPU-8X1X25	91306	213	SSTBK-W	76636	133
SACPL-48/1200	77891	119	SB5	78790	178	SKPU-8X1X50	91309	213	SSTHB	79582	105
SACPL-54/1350	77892	111	SB5	78790	186	SKPU-8X3/4X25	90286	213	SSTHB	79582	126
SACPL-54/1350	77892	115	SB5	78790	188	SKPU-8X3/4X50	91225	213	SSTHB	79582	133
SACPL-54/1350	77892	119	SB5	78790	190	SKPU-8X3/8X25	91304	213	SSTHB-S/S	79586	107
SACPL-60/1500	77893	111	SB5	78790	192	SKPU-8X3/8X50	91307	213	SSTHDMK	77870	105
SACPL-60/1500	77893	115	SE6-R36	90220	210	SKPU-8X5/8X25	91305	213	SSTHDMK	77870	126
SACPL-60/1500	77893	119	SE6-R42	90221	210	SKPU-8X5/8X50	91308	213	SSTHDPM	77868	105
SACPL-72/1800	77894	111	SE6-R48	90222	210	SKPU-DUAL-6X1/2X25	91400	214	SSTHDPM	77868	126
SACPL-72/1800	77894	115	SE6-R54	90223	210	SKPU-DUAL-6X1/2X50	91404	214	SSTHDPM	77868	133
SACPL-72/1800	77894	119	SE6-R60	90224	210	SKPU-DUAL-6X3/4X25	91401	214	SSTHK	79070	105
SACPL2-120/3000	77899	111	SE6-R72	90225	210	SKPU-DUAL-6X3/4X50	91405	214	SSTHK	79070	119
SACPL2-120/3000	77899	115	SE6-R84	90226	210	SKPU-DUAL-8X1/2X25	91402	214	SSTHK	79070	126
SACPL2-120/3000	77899	119	SE6-T36	90227	210	SKPU-DUAL-8X1/2X50	91406	214	SSTHK-S/S	79071	107
SACPL2-60/1500	77895	111	SE6-T42	90228	210	SKPU-DUAL-8X3/4X25	91403	214	SSTLKB	79493	105
SACPL2-60/1500	77895	115	SE6-T48	90229	210	SKPU-DUAL-8X3/4X50	91407	214	SSTLKB	79493	107
SACPL2-60/1500	77895	119	SE6-T54/VR36	90230	210	SPBV	74742	141	SSTLKB	79493	126
SACPL2-72/1800	77896	111	SE6-T60/VR42	90231	210	SPCP	74734	141	SSTLKB	79493	133
SACPL2-72/1800	77896	115	SE6-T72/VR48	90232	210	SPG	74747	141	SSTLMB	76072	99
SACPL2-72/1800	77896	119	SE6-T84	90233	210	SPG-CVR-A	77387	138	SSTLMB	76072	123
SACPL2-84/2100	77897	111	SE6-VR54	90234	210	SPG-CVR-B	77388	138	SSTLMB	76072	137
SACPL2-84/2100	77897	115	SE6-VR60	90235	210	SPG-CVR-C	77389	138	SSTOTA	76073	99
SACPL2-84/2100	77897	119	SE6-VR72	90236	210	SPG-CVR-D	77390	138	SSTOTA	76073	123
SACPL2-96/2400	77898	111	SE6-VR84	90319	210	SPG-CVR-E	77391	138	SSTOTA	76073	137
SACPL2-96/2400	77898	115	SHIM-KITH	77550	190	SPG-CVR-F	77392	138	SSTSMB	76071	99
SACPL2-96/2400	77898	119	SHIM-KITL	77548	169	SPG-CVR-G	77393	138	SSTSMB	76071	123
SACRH	77883	111	SHIM-KITL	77548	172	SPG-CVR-H	77741	138	SSTSMB	76071	137
SACRH	77883	115	SHIM-KITL	77548	175	SPH10	74745	141	SSTXD-B	91410	133
SACRH	77883	119	SHIM-KITL	77548	186	SPK18	74709	141	SSTXD-G	91411	133
SACRHL	77884	111	SHIM-KITM	77549	178	SPK24	74710	141	SSTXD-S	91409	133
SACRHL	77884	115	SHIM-KITM	77549	188	SPK30	74711	141	SSTXD-W	91408	133
SACRHL	77884	119	SHIM-KITMOD	79989	181	SPK36	74712	141	SSTXDMK	91412	133
SACRKN	77882	111	SHIM-KITMOD	79989	184	SPK42	74713	141	STAK	75847	119
SACRKN	77882	115	SKPU-10X1/2X25	91311	213	SPK48	74714	141	STAK	75847	105
SACRKN	77882	119	SKPU-10X1/2X50	91316	213	SPK54	74715	141	STAK	75847	107
SACRKT	77886	111	SKPU-10X1X25	91314	213	SPK60	74716	141	STAK	75847	126
SACRKT	77886	115	SKPU-10X1X50	91319	213	SPK72	74717	141	STAKHD	75892	105
SACRKT	77886	119	SKPU-10X3/4X25	91313	213	SPKH120	74721	141	STAKHD	75892	107
SACSK	77052	119	SKPU-10X3/4X50	91318	213	SPKHD42	74952	141	STAKHD	75892	119
SACSRC	77065	119	SKPU-10X3/8X25	91310	213	SPKHD48	74953	141	STAKHD	75892	126
SAT2AK	78733	105	SKPU-10X3/8X50	91315	213	SPKH054	74954	141	STGK2	77867	105
SAT2AK	78733	106	SKPU-10X5/8X25	91312	213	SPKH060	74955	141	STGK2	77867	106
SAT2AK	78733	126	SKPU-10X5/8X50	91317	213	SPKH072	74718	141	STGK2	77867	126
SAT2AK	78733	133	SKPU-12X1/2X25	91321	213	SPKH084	74719	141	STGK2	77867	126
SAT2MK	78704	106	SKPU-12X1/2X50	91326	213	SPKH096	74720	141	STGK2	77867	133
SAT2MK	78704	126	SKPU-12X1X25	91324	213	SPMK2	75578	141	STGK2	77867	133
SAT2MK	91415	133	SKPU-12X1X50	91329	213	SPMK3	75579	141	STGK2-S/S	77635	107
SAT2NCB	78703	106	SKPU-12X3/4X25	91323	213	SPN	74746	141	STHDMK2-S/S	77634	107
SAT2NCB	78703	126	SKPU-12X3/4X50	91328	213	SPPN	74748	141	STHDPM2-S/S	77633	107
SAT2PAT	78735	106	SKPU-12X3/8X25	91320	213	SPPR	74744	141	STJK	74417	19
SAT2PAT	78735	126	SKPU-12X3/8X50	91325	213	SPYS	74743	141	STJK	74417	122
SAT2PM	78732	106	SKPU-12X5/8X25	91322	213	SRBK	74941	142	STJK	74417	145
SAT2PM	78732	126	SKPU-12X5/8X50	91327	213	SSRB	75978	60	STJM	74775	19
SAT2PM	78732	133	SKPU-4X1/2X25	91289	213	SST-BUK	76943	105	STJM	74775	122

Index by Ordering Number

ORDERING NUMBER	ITEM CODE	PAGE	ORDERING NUMBER	ITEM CODE	PAGE	ORDERING NUMBER	ITEM CODE	PAGE	ORDERING NUMBER	ITEM CODE	PAGE
STJM	74775	145	UFB36	74451	120	UTF48	76729	120	WFRD54-30	72200	224
STKD	74504	145	UFB42	74452	120	UTF54	76730	120	WFRD60-16	72201	224
STKHSD	74316	145	UFB48	74453	120	UTF60	76731	120	WFRD60-30	72202	224
STKHSS	74313	145	UFB54	74454	120	UTF72	76732	120	WFRD72-16	72203	224
STKS	74505	145	UFB60	74455	120	UTF84	76733	120	WFRD72-30	72204	224
STLP	79535	129	UFB72	74456	120	VAK	76416	165	WND18-16	72169	224
STS-B	75844	87	UFB84	74460	120	VBK-72	74457	162	WND18-30	72170	224
STS-B	75844	97	UHDBTK	76978	122	VBK-72	74457	165	WND24-16	72171	224
STS-B	75844	105	UHMK	76793	122	VBK-84	74458	162	WND24-30	72172	224
STS-B	75844	106	UHMK	76793	122	VBK-84	74458	165	WND30-16	72173	224
STS-B	75844	126	UHPB2	79207	122	VBK-96	74459	162	WND30-30	72174	224
STS-B	75844	133	UHSPK	76791	122	VBK-96	74459	165	WND36-16	72175	224
STS-B-S/S	77632	107	UHSPK	76791	122	VBK-L	73193	162	WND36-30	72176	224
STS-G	78142	105	UHVC	79453	67	VBK-L	73193	165	WND42-16	72177	224
STS-G	78142	126	UMBK	76789	122	VBK-M	73192	162	WND42-30	72178	224
STS-G	78142	133	UMBK	76789	122	VBK-M	73192	165	WND48-16	72179	224
STS-G-S/S	79057	107	UPBK	76785	122	VBK-S	73191	162	WND48-30	72180	224
STS-S	75843	87	UPFCC	79320	98	VBK-S	73191	165	WND54-16	72181	224
STS-S	75843	97	UPFCC	79320	105	VBK-XS	73190	162	WND54-30	72182	224
STS-S	75843	105	UPSBK	76784	122	VBK-XS	73190	165	WND60-16	72183	224
STS-S	75843	106	URCB18/450	76748	120	VCS	73533	165	WND60-30	72184	224
STS-S	75843	126	URCB24/600	76749	120	VMBK	73399	165	WND72-16	72185	224
STS-S	75843	133	URCB30/750	76750	120	VMF72	74398	165	WND72-30	72186	224
STS-S-S/S	77631	107	URCB36/900	76751	120	VMF84	74399	165	XDST-B	90613	64
STS-W	75846	97	URCB42/1050	76752	120	VMF96	74440	165	XDST-P	90612	64
STS-W	75846	105	URCB48/1200	76753	120	VMFL	74038	165	XDST-W	90611	64
STS-W	75846	106	URCB54/1350	76754	120	VMFM	74037	165	XDSTBK-B	90606	64
STS-W	75846	126	URCB60/1500	76755	120	VMFS	73549	165	XDSTBK-P	90605	64
STS-W	75846	133	URCB72/1800	76756	120	VMFXS	73535	165	XDSTBK-W	90604	64
STS-W-S/S	77630	107	URCB84/2100	76757	120	VMLK	74982	165	XDSTJNK	90610	64
STTS	74419	19	USB12	90409	61	VP72	74395	165	XDSTMPK	90599	64
STTS	74419	122	USB12	90409	64	VP84	74396	165	XDSTPAK	90600	64
STTS	74419	145	USB6	90410	61	VP96	74397	165	XDSTPSBK	90608	64
TEN-LOCK-KIT	77443	138	USB6	90410	64	VPL	73410	165	XDSTS-B	90603	64
TRB-HT18	78754	45	USBBRP	90412	64	VPM	73409	165	XDSTS-P	90602	64
TRB-HT24	78755	45	USBP	90411	64	VPS	73408	165	XDSTS-W	90601	64
TRB-HT30	78756	45	USMK	76792	122	VPXS	73400	165	XDSTTAK	90609	64
TRB-HT36	78757	45	USMK	76792	122	VSC	74983	165	YCARD-18/450-P	79617	81
TRB-HT42	78758	45	USP18/450	76772	122	VUBK-72	75574	162	YCARD-18/450-P	79617	83
TRB-HT48	78759	45	USP24/600	76773	122	VUBK-84	75575	162	YCARD-18/450-TC	79811	81
TRB-HT54	78760	45	USP30/750	76774	122	VUBK-96	75576	162	YCARD-18/450-TC	79811	83
TRB-HT60	78761	45	USP36/900	76775	122	VUBK-L	75573	162	YCARD-18/450-W	79611	81
TRB-HT66	78762	45	USP42/1050	76776	122	VUBK-M	75572	162	YCARD-18/450-W	79611	83
TRB-HT72	78763	45	USP48/1200	76777	122	VUBK-S	75571	162	YCARD-24/600-P	79618	81
TRB-HT78	78764	45	USP54/1350	76778	122	VUBK-XS	75570	162	YCARD-24/600-P	79618	83
TRB18	76485	45	USP60/1500	76779	122	WCLN18-16	71131	225	YCARD-24/600-TC	79812	81
TRB18	76485	152	USP72/1800	76780	122	WCLN24-16	71132	225	YCARD-24/600-TC	79812	83
TRB24	76486	45	USP84/2100	76781	122	WCLN24-30	71150	225	YCARD-24/600-W	79612	81
TRB24	76486	152	USPB2	79206	122	WCLN30-16	71133	225	YCARD-24/600-W	79612	83
TRB30	76487	45	USPK	76790	122	WCLN30-30	71134	225	YCARD-24/600-W	79612	83
TRB30	76487	152	USPK	76790	122	WCLN30-30	71134	225	YCARD-30/750-P	79619	81
TRB36	76488	45	UST-P	76794	122	WCLN36-16	71135	225	YCARD-30/750-P	79619	83
TRB36	76488	152	UST-S	77757	122	WCLN36-30	71136	225	YCARD-30/750-TC	79813	81
TRB42	76489	45	UST-W	76795	122	WCLN42-16	71137	225	YCARD-30/750-TC	79813	83
TRB42	76489	152	USTSC	79299	122	WCLN42-30	71138	225	YCARD-30/750-W	79613	81
TRB48	76490	45	USTSC	79299	122	WCLN48-16	71139	225	YCARD-30/750-W	79613	83
TRB48	76490	152	USTSCHD	79300	122	WCLN48-30	71144	225	YCARD-36/900-HDP	79817	85
TRB54	76491	45	USTSCHD	79300	122	WCLN54-16	71149	225	YCARD-36/900-HDP	79817	87
TRB54	76491	152	USTSCK	79202	122	WCLN54-30	71145	225	YCARD-36/900-HDTC	79829	85
TRB60	76492	45	USTSCKHD	79204	122	WCLN60-16	71165	225	YCARD-36/900-HDTC	79829	87
TRB60	76492	152	UTC18	76712	120	WCLN60-30	71146	225	YCARD-36/900-HDTC	79823	85
TRB66	76493	45	UTC24	76713	120	WCLN72-16	71151	225	YCARD-36/900-HDW	79823	87
TRB66	76493	152	UTC30	76714	120	WCLN72-30	71147	225	YCARD-36/900-P	79620	81
TRB72	76494	45	UTC36	76715	120	WFRD18-16	72187	224	YCARD-36/900-P	79620	83
TRB72	76494	152	UTC42	76716	120	WFRD18-30	72188	224	YCARD-36/900-TC	79814	81
TRB78	76697	45	UTC48	76717	120	WFRD24-16	72189	224	YCARD-36/900-TC	79814	83
TRB78	76697	152	UTC54	76718	120	WFRD24-30	72190	224	YCARD-36/900-W	79614	81
TRB84	77047	45	UTC60	76719	120	WFRD30-16	72191	224	YCARD-36/900-W	79614	83
TRB84	77047	152	UTC72	76720	120	WFRD30-30	72192	224	YCARD-42/1050-HDP	79818	85
TRB90	77048	45	UTC84	76721	120	WFRD36-16	72193	224	YCARD-42/1050-HDP	79818	87
TRB90	77048	152	UTF18	76724	120	WFRD36-30	72194	224	YCARD-42/1050-HDTC	79830	85
UBTK	76977	122	UTF24	76725	120	WFRD42-16	72195	224	YCARD-42/1050-HDTC	79830	87
UFB18	74448	120	UTF30	76726	120	WFRD42-30	72196	224	YCARD-42/1050-HDW	79824	85
UFB24	74449	120	UTF36	76727	120	WFRD48-16	72197	224	YCARD-42/1050-HDW	79824	87
UFB30	74450	120	UTF42	76728	120	WFRD48-30	72198	224	YCARD-42/1050-P	79621	81
						WFRD54-16	72199	224	YCARD-42/1050-P	79621	83

Index by Ordering Number

ORDERING NUMBER	ITEM CODE	PAGE	ORDERING NUMBER	ITEM CODE	PAGE	ORDERING NUMBER	ITEM CODE	PAGE	ORDERING NUMBER	ITEM CODE	PAGE
YCART-42/1050-TC	79815	81	YT-HDP	79677	87						
YCART-42/1050-TC	79815	83	YT-HDP*	79677	85						
YCART-42/1050-WV	79615	81	YT-HDW	79676	87						
YCART-42/1050-WV	79615	83	YT-HDW*	79676	85						
YCART-48/1200-HDP	79819	85	YT-P	79573	83						
YCART-48/1200-HDP	79819	87	YT-P*	79573	81						
YCART-48/1200-HDTC	79831	85	YT-TC-18S	79759	80						
YCART-48/1200-HDTC	79831	87	YT-TC-24S	79760	80						
YCART-48/1200-HDW	79825	85	YT-TC-30S	79761	80						
YCART-48/1200-HDW	79825	87	YT-TC-36S	79762	80						
YCART-48/1200-P	79622	81	YT-TC-42S	79763	80						
YCART-48/1200-P	79622	83	YT-TC-48S	79764	80						
YCART-48/1200-TC	79816	81	YT-W	79572	83						
YCART-48/1200-TC	79816	83	YT-W*	79572	81						
YCART-48/1200-WV	79616	81	YTA-18/450	79593	83						
YCART-48/1200-WV	79616	83	YTA-24/600	79594	83						
YCART-54/1350-HDP	79820	85	YTA-30/750	79595	83						
YCART-54/1350-HDP	79820	87	YTA-36/900	79596	83						
YCART-54/1350-HDTC	79832	85	YTA-42/1050	79597	83						
YCART-54/1350-HDTC	79832	87	YTA-48/1200	79598	83						
YCART-54/1350-HDW	79826	85	YTAC	79623	83						
YCART-54/1350-HDW	79826	87	YTACHD	79835	87						
YCART-60/1500-HDP	79821	85	YTAHD-36/900	79805	87						
YCART-60/1500-HDP	79821	87	YTAHD-42/1050	79806	87						
YCART-60/1500-HDTC	79833	85	YTAHD-48/1200	79807	87						
YCART-60/1500-HDTC	79833	87	YTAHD-54/1350	79808	87						
YCART-60/1500-HDW	79827	85	YTAHD-60/1500	79809	87						
YCART-60/1500-HDW	79827	87	YTAHD-72/1800	79810	87						
YCART-72/1800-HDP	79822	85	YTHD-36S	79783	84						
YCART-72/1800-HDP	79822	87	YTHD-42S	79784	84						
YCART-72/1800-HDTC	79834	85	YTHD-48S	79785	84						
YCART-72/1800-HDTC	79834	87	YTHD-54S	79786	84						
YCART-72/1800-HDW	79828	85	YTHD-60S	79787	84						
YCART-72/1800-HDW	79828	87	YTHD-72S	79788	84						
YST-P	79837	83	YTHD-TC-36S	79777	84						
YST-S	79838	83	YTHD-TC-42S	79778	84						
YST-Y	79836	83	YTHD-TC-48S	79779	84						
YSTANK	79857	83	YTHD-TC-54S	79780	84						
YSTANKHD	79858	87	YTHD-TC-60S	79781	84						
YSTDBK	79844	80	YTHD-TC-72S	79782	84						
YSTDBK	79844	83	YTHDW-36S	79789	84						
YSTDBK	79844	137	YTHDW-42S	79790	84						
YSTGBK	79845	83	YTHDW-48S	79791	84						
YSTHD-BK	79842	87	YTHDW-54S	79792	84						
YSTHD-BL	79841	87	YTHDW-60S	79793	84						
YSTHD-GR	79839	87	YTHDW-72S	79794	84						
YSTHD-S	79840	87	YTP-18/450	79587	83						
YSTHDBK-B	79856	87	YTP-24/600	79588	83						
YSTHDBK-W	79853	87	YTP-30/750	79589	83						
YSTHDBBK	79850	84	YTP-36/900	79590	83						
YSTHDBBK	79850	87	YTP-42/1050	79591	83						
YSTHDBBK	79850	137	YTP-48/1200	79592	83						
YSTHDGBK	79851	87	YTPHD-36/900	79799	87						
YSTHDLBK	79852	87	YTPHD-42/1050	79800	87						
YSTHDMB	79849	87	YTPHD-48/1200	79801	87						
YSTHDS-BL	79798	87	YTPHD-54/1350	79802	87						
YSTHDS-GR	79797	87	YTPHD-60/1500	79803	87						
YSTLBK	79846	83	YTPHD-72/1800	79804	87						
YSTMB	79843	83	YTW-18S	79771	80						
YSTPHDMK	79854	87	YTW-24S	79772	80						
YSTPMK	79848	83	YTW-30S	79773	80						
YSTS-P	79796	83	YTW-36S	79774	80						
YSTS-Y	79795	83	YTW-42S	79775	80						
YSTTBK-B	79855	83	YTW-48S	79776	80						
YSTTBK-W	79847	83									
YT-18S	79765	80									
YT-24S	79766	80									
YT-30S	79767	80									
YT-36S	79768	80									
YT-42S	79769	80									
YT-48S	79770	80									
YT-C	79574	83									
YT-C*	79574	81									
YT-HDC	79728	87									
YT-HDC*	79728	85									



Partners in Productivity

2525 Wisconsin Avenue, Downers Grove, Illinois 60515
Phone: 1-630-971-0150 Fax: 1-630-971-1180

www.flexco.com