

**The superfamily Dorylaimoidea  
(Nematoda) — a review  
Family Qudsianematidae, II**

By

I. ANDRÁSSY\*

**Contents**

Carcharolaiminae .....	4	<i>Ecumenicus</i> .....	23
<i>Carcharolaimus</i> .....	4	<i>Labronema</i> .....	24
<i>Carcharodiscus</i> .....	6	<i>Labronemella</i> .....	28
<i>Caryboca</i> .....	7	<i>Takamangai</i> .....	29
<i>Caribenema</i> .....	8	<i>Talanema</i> .....	34
Qudsianematinae .....	9	<i>Crassogula</i> .....	35
<i>Epidorylaimus</i> .....	10	<i>Skibbenema</i> .....	35
<i>Microdorylaimus</i> .....	12	<i>Torumanarwa</i> .....	36
<i>Allodorylaimus</i> .....	14	Description of new species .....	37
<i>Eudorylaimus</i> .....	16	Present status of the species .....	44
<i>Kallidorylaimus</i> .....	22	References .....	51

**Abstract.** In this paper the survey of the family Qudsianematidae is continued. While the first part dealt with the subfamilies Chrysonematinae and Discolaiminae, in the present article both the remained subfamilies, Carcharolaiminae and Qudsianematinae, are revised. Seventeen genera are defined and 231 valid species enumerated and presented in form of keys. Three genera — *Carcharodiscus*, *Talanema* and *Crassogula* — and three species — *Allodorylaimus meridianus*, *Ecumenicus proprius* and *Crassogula torosa* — are described as new to science. Numerous new combinations and some new synonyms are suggested.

The family Qudsianematidae JAIRAJPURI, 1965 is one of the largest families of the free-living Nematoda. Twenty-five genera and three hundred species can be ordered under it. Owing to this great number of taxa I was forced to divide the taxonomic review in two parts. The first part (1990) discussed the subfamilies Chrysonematinae SIDDIQI, 1969 and Discolaiminae SIDDIQI, 1969. It outlined eight genera and enumerated 73 valid species. The present, second, part deals with the two remained subfamilies: Carcharolaiminae THORNE, 1967 and Qudsianematinae JAIRAJPURI, 1965. For this once seventeen genera are revised, and 231 species listed and presented in form of identifying keys. The total number of valid species of Qudsianematidae is hence 304.

\* Dr. István Andrásy, ELTE Állatrendszertani és Ökológiai Tanszék, MTA Talajzoológiai Kutatócsoport (Department of Systematic Zoology and Ecology of the Eötvös Loránd University, Section of Soil Zoology of the Hungarian Academy of Sciences), 1088 Budapest, Puskin u. 3.

Subfamily CARCHAROLAIMINAE THORNE, 1967

Qudsianematidae. Medium-sized nematodes. Cuticle practically smooth. Lateral chords with conspicuous glandular cells opening by pores. Head large, sharply offset, showing a sclerotized basket-like structure composed of ribs, teeth and minute denticles. Pharynx around anterior part of spear more or less sclerotized as well. Spear varying in form, shorter or longer than labial width, predominantly with large aperture. Guiding ring single or double, sometimes heavily sclerotized and complicate. Oesophagus expanded well before its middle, proximal end of the slender part showing a bulb-like swelling. First pair of subventral oesophageal nuclei unusually small and obscure. Vulva longitudinal or transverse, not sclerotized. Female genital system didelphic. Males very rare or unknown. Supplements spaced. Tail in both sexes short, conoid or bluntly rounded.

This subfamily shows affinities to Discolaiminae SIDDIQI, 1969 (lateral chords with large glandular bodies, dorsal oesophageal nucleus comparatively far from expansion zone, vulval lips not sclerotized, head sharply offset), can be however easily distinguished from that by the vestibular basket, sclerotized pharynx, far anteriorly expanded oesophagus and bulb-like swelling on proximal end of the thinner part of oesophagus.

Carcharolaimidae, as a family, was established by THORNE (1967) and placed under the superfamily Actinolaimoidea. Most of the subsequent authors followed THORNE's opinion. COOMANS and LOOF (1978) called however attention to that, the carcharolaims are much closer to the *Discolaimus*-typed nematodes than to the *Actinolaimus*-typed ones. In accepting this concept, VINCIGUERRA (1988) has suggested her new Actinolaimidae system with leaving out *Carcharolaimus* and related genera.

Four genera (with 24 species):

**Carcharolaimus** THORNE, 1939

**Carcharodiscus** gen. n.

**Caryboca** LORDELLO, 1967

*Carcharoides* THORNE, 1967 (syn. n.)

**Carybenema** THORNE, 1967

*Key to genera of Carcharolaiminae*

- 1 Tail conical, ventrally arcuate, about twice as long as anal diameter ..... **Caryboca** LORDELLO
- Tail conoid-rounded or bluntly rounded, ventrally not arcuate, about as long as or shorter than anal diameter ..... 2
- 2 Pharynx behind vestibular basket very wide, barrel-shaped and heavily sclerotized, proximally forming an unusually thick and complicated guide ring ..... **Caribenema** THORNE
- Pharynx behind vestibular basket simple, never so heavily sclerotized and not forming proximally a complicated guide ring ..... 3
- 3 Vestibular walls provided with several minute denticles; ovaries short, each as long as body width ...  
..... **Charcharodiscus** gen. n.
- Vestibular walls without denticles; ovaries normal, each at least twice as long as body width .....  
..... **Carcharolaimus** THORNE

Genus **Carcharolaimus** THORNE, 1939

Qudsianematidae, Carcharolaiminae. Body of middle length, 0.9 to 2.7 mm, not too slender. Cuticle smooth or finely striated transversally. Lateral chords with a continuous row of large cellular bodies. Lips well developed, head set off by a deep constrict-

tion. Vestibule with sclerotized basket consisting of 16—50 arched ribs and numerous small denticles on the bottom. Walls of vestibule non-denticulated. Pharynx slightly sclerotized. Spear 11 to 21  $\mu\text{m}$ , shorter than cephalic diameter, simple; aperture occupying half its length. Prerectum short. Female gonads amphidelphic, ovaries reflexed at least halfway to vulva, each nearly twice as long as corresponding body diameter. Vulva in 45 to 57% of body length, longitudinal or transverse, inner lips unsclerotized. Males very rare, known for two species. Spicula dorylaimid. Ventromedial supplements 7 to 20, spaced. Tail in both sexes similar, short (as long as 0.6—1.2 anal diameter), conoid or, predominantly, bluntly rounded.

Type species: *Carcharolaimus tere* THORNE, 1939.

*Carcharolaimus* can be distinguished within the subfamily in having a simple pharynx, non-denticulated vestibular walls, comparatively long ovaries and short tail.

Rather uncommon, terricolous animals reported as far from Europe (1 species), Asia (3 species), Africa (2 species), North America (2 species) and Australia (2 species).

Eight species:

*C. crassicosatus* HEYNS & ARGO, 1969

*C. discus* THORNE, 1967

*C. masoodi* JAIRAJPURI, 1968

*C. mujtabai* JAIRAJPURI, 1968

*C. multicostatus* SAUER, 1967

*C. taurus* SAUER, 1967

*C. tenuicostatus* HEYNS & ARGO, 1969

*C. teres* THORNE, 1939

#### Key to species of *Carcharolaimus*

- |   |                                   |
|---|-----------------------------------|
| 1 Spear about 20 $\mu\text{m}$ long .....   | 2                                 |
| — Spear shorter, 11—16 $\mu\text{m}$ long .....   | 3                                 |
| 2 Head wider than neck region; body 2 mm long. — ♀: L=2.0 mm; a=51; b=3.8; c=93; V=54%; c'=0.8. ♂ unknown. (South Africa.) .....  | <i>crassicosatus</i> HEYNS & ARGO |
| — Head conspicuously narrower than neck region; body 1.5 mm long. — ♀: L=1.5—1.6 mm; a=31—34; b=3.5—4.0; c=64—73; V=48%; c'=0.6—0.8. ♂ unknown. (India.) .....  | <i>mujtabai</i> JAIRAJPURI        |
| 3 Cephalic region low, only $\frac{1}{4}$ as high as wide; body 2.7 mm long. — ♀: L=2.7 mm; a=43; b=4; c=86; V=45%; c'=1. ♂ unknown. (Puerto Rico.) .....   | <i>discus</i> THORNE              |
| — Cephalic region taller, about $\frac{1}{2}$ as high as wide; body 2 mm or shorter .....   | 4                                 |
| 4 Tail conoid with narrowly rounded tip, somewhat longer than anal diameter. — ♀: L=1.2—1.3 mm; a=29—36; b=3.0—3.3; c=39—40; V=52—53%; c'=1.2. ♂: L=1.2 mm; a=33; b=3.5; c=38; PO: 7. (Australia.) .....            | <i>taurus</i> SAUER               |
| — Tail blunt, broadly rounded, as long as or shorter than anal diameter .....   | 5                                 |
| 5 Vestibule with 30—50 frail ribs .....   | 6                                 |
| — Vestibule with less than 20 strong ribs .....   | 7                                 |
| 6 Body about 1 mm long. — ♀: L=0.9—1.1 mm; a=28—31; b=3.2—3.6; c=44—54; V=53—57%; c'=1. ♂ unknown. (Australia.) .....   | <i>multicostatus</i> SAUER        |
| — Body about 1.5 mm long. — ♀: L=1.4 mm; a=35; b=4.8; c=81; V=50%; c'=0.8. ♂ unknown. (South Africa.) .....   | <i>tenuicostatus</i> HEYNS & ARGO |
| 7 Vulva longitudinal. — ♀: L=1.6—1.8 mm; a=44—55; b=4.3—5.0; c=70—88; V=48—54%; c'=1. ♂ unknown. (India.) .....   | <i>masoodi</i> JAIRAJPURI         |
| — Vulva transverse. — ♀: L=1.4—2.0 mm; a=37; b=5; c=50; V=49%; c'=0.8. ♂: L=1.8 mm; a=40; b=5; c=60; PO: 15—20. (Czechoslovakia, Uzbekistan, United States [Arizona, California, Nevada, Utah], Puerto Rico.) ..... | <i>teres</i> THORNE               |

## Genus *Carcharodiscus* gen. n.

Qudsianematidae, Carcharolaiminae. Body 1.2 to 2.5 mm long, moderately slender. Cuticle smooth or, rarely, finely striated. Lateral glandular bodies conspicuous. Lips well developed, head sharply offset, tall. Vestibular basket with small teeth on the bottom and numerous very fine denticles on its walls. Pharynx moderately sclerotized. Spear 12 to 24  $\mu\text{m}$  long, shorter than, or maximal as long as labial diameter, with large aperture. Guiding ring thin. Oesophagus enlarged before the middle (in 33–43%). Prerectum short. Vulva longitudinal or transverse, not sclerotized, located in 48–63% of body length. Female genital system didelphic, ovaries unusually short, reflexed  $\frac{1}{4}$ – $\frac{1}{3}$  way to vulva. Male known in one species only. Ventromedial supplements 5–7, spaced. Tails of both sexes short, convex-conoid or bluntly rounded.

Type species: *Carcharolaimus dentatus* THORNE, 1939 = *Carcharodiscus dentatus* (Thorne, 1939) comb. n.

The genus is closely allied to *Carcharolaimus* THORNE, 1939. It may be easily distinguished from that by the presence of small denticles on vestibular walls and the very short ovaries.

Terrestrial nematodes known in Europe (2 species), Asia (3 species), North (2 species) and South America (1 species), and Australia (1 species).

Seven species:

- C. **banaticus** (KRNJAIC & LOOF, 1975) comb. n.  
*Carcharolaimus banaticus* KRNJAIC & LOOF, 1975
- C. **bediensis** (SULTAN & SINGH, 1981) comb. n.  
*Carcharolaimus bediensis* SULTAN & SINGH, 1981
- C. **dentatus** (THORNE, 1939) comb. n.  
*Carcharolaimus dentatus* THORNE, 1939
- C. **formosus** (LORDELLO, 1957) comb. n.  
*Carcharolaimus formosus* LORDELLO, 1957
- C. **lucidus** (SAUER, 1967) comb. n.  
*Carcharolaimus lucidus* SAUER, 1967
- C. **ramirezi** (THORNE, 1967) comb. n.  
*Carcharolaimus ramirezi* THORNE, 1967
- C. **symmetricus** (SULTAN & SINGH, 1981) comb. n.  
*Carcharolaimus symmetricus* SULTAN & SINGH, 1981

### *Key to species of Carcharodiscus*

- 1 Spear concave on dorsal side; conspicuous sclerotized rods (pillars) present between vestibule and guiding ring. — ♀: L=2.2 mm; a=38; b=4; c=67; V=49%; c'=1.0–1.1. ♂ unknown. (Puerto Rico.) ..... **ramirezi** (THORNE)
- Spear straight; rods (pillars) between vestibule and guiding ring obscure or absent ..... 2
- 2 Body longer than 2 mm ..... 3
- Body shorter than 2 mm ..... 4
- 3 Aperture  $\frac{1}{3}$  of spear length; vulva at mid-body. — ♀: L=2.2 mm; a=40; b=5; c=83; V=48%; c'=0.6–0.7. ♂ unknown. (Holland, Hungary, United States [California].) ..... **dentatus** (THORNE)
- Aperture  $\frac{1}{2}$  of spear length; vulva behind mid-body. — ♀: L=2.4–2.5 mm; a=47–51; b=4.0–4.2; c=80–90; V=57–63%; c'=0.7. ♂ unknown. (Uzbekistan, Brazil, Argentina.) ..... **formosus** (LORDELLO)
- 4 Vulva longitudinal. — ♀: L=1.2–1.8 mm; a=29–46; b=2.9–4.0; c=57–82; V=47–54%; c'=0.7–0.8. ♂ unknown. (Holland, Hungary, Yugoslavia, Italy.) ..... **banaticus** (KRNJAIC & LOOF)
- Vulva transverse ..... 5

- 5 Spear 19—24  $\mu\text{m}$  long; tail shorter than anal diameter. — ♀: L=1.7—1.9 mm; a=32—43; b=3.9—4.3; c=62—78; V=45—52%; c'=0.6—0.9. ♂ unknown. (India.) ..... *bediensis* (SULTAN & SINGH)
- Spear 12—15  $\mu\text{m}$  long; tail as long as anal diameter ..... 6
- 6 Lip region distinctly wider than adjacent neck; aperture  $\frac{3}{5}$  of spear length. — ♀: L=1.5—1.8 mm; a=44—51; b=3.9—4.6; c=70—84; V=51—56%; c'=1.2. ♂ unknown. (India.) ..... *symmetricus* (SULTAN & SINGH)
- Lip region about as wide as adjacent neck; aperture  $\frac{1}{2}$  of spear length. — ♀: L=1.5—1.7 mm; a=34—43; b=3.6—4.4; c=46—61; V=51—55; c'=1. ♂: L=1.6—1.8 mm; a=38—46; b=4.1—4.5; c=49—53; PO: 5—7. (Australia.) ..... *lucidus* (SAUER)

### Genus *Caryboca* LORDELLO, 1967

Syn. *Carcharoides* THORNE, 1967 (syn. n.).

Qudsianematidae, Carcharolaiminae. Body moderately long, 1—1.8 mm. Cuticle smooth or with minute transverse striae. Lateral chords with usual series of conspicuous glandular cells. Head large, sharply offset, with separate lips and papillae. Vestibule provided with a sclerotized basket and comparatively long teeth on its bottom. Small denticles on vestibular walls present or absent. Pharynx well sclerotized, guiding ring double. Spear simple, 10 to 24  $\mu\text{m}$ , shorter than labial diameter; aperture occupying  $\frac{1}{2}$  of spear length or more. Oesophagus enlarged in 36—46% of its length. Vulva transverse, not sclerotized, in 51—54%. Female gonads paired, ovaries normally long. Tail conoid, ventrally arcuate, about twice as long as anal body width. Male unknown.

Type species: *Caryboca paranaensis* LORDELLO, 1967.

In its simple pharynx and guiding ring *Caryboca* resembles *Carcharolaimus* THORNE, 1939 and *Carcharodiscus* gen. n., the vestibular teeth are, however, stronger and the tail is longer, conical and ventrally curved.

In the same year, 1967, both LORDELLO and THORNE described a genus, *Caryboca* and *Carcharoides*, respectively. Both the genera were characterized in having a vestibular structure built alike, large teeth at the bottom of vestibule, similarly shaped spear and ventrally bent, conoid tail. They are so common in every important feature that I have no doubt whatever they are identical. Since LORDELLO's publication appeared in the early autumn and THORNE's at the end of October of 1967 *Caryboca* must have a priority over *Carcharoides*.

Soil and moss inhabiting animals recorded so far from Central (3 species) and South America (1 species).

Four species:

- C. *abberans* (THORNE, 1967) comb. n.  
*Carcharoides abberans* THORNE, 1967
- C. *paranaensis* LORDELLO, 1967
- C. *parva* (ZULLINI, 1973) comb. n.  
*Carcharolaimus parvus* ZULLINI, 1973
- C. *tigrodon* (THORNE, 1967) comb. n.  
*Carcharoides tigrodon* THORNE, 1967

### Remarks

1) *Caryboca abberans* (THORNE, 1967). — THORNE described this species as a *Carcharolaimus*, noted however that it might be immediately distinguished from other species of the genus by the elongate, arcuate tail. Owing to this feature as well as to the cephalic structure I feel authorized transferring *abberans* to the genus *Caryboca*.

2) *Caryboca parva* (ZULLINI, 1973). — No doubt that ZULLINI's *Carcharolaimus parvus* also belongs to the genus *Caryboca*.

Key to species of *Caryboca*

- 1 Body small, 1—1.2 mm; spear 10—12  $\mu\text{m}$ ; — ♀: L=1.0—1.2 mm; a=31—33; b=3.1—4.1; c=36—42; V=52—55%; c'=2.2. ♂ unknown. (Mexico.) ..... **parva** (ZULLINI)  
 — Body bigger, 1.6—1.8 mm; spear 15—24  $\mu\text{m}$  ..... 2
- 2 Vestibular basket about half as high as head; spear 15  $\mu\text{m}$  long. — ♀: L=1.8 mm; a=21; b=4.4; c=35; V=?; c'=1.8—2.0. ♂ unknown. (Puerto Rico.) ..... **tigrodon** (THORNE)  
 — Vestibular basket nearly as high as head; spear 20—24  $\mu\text{m}$  long ..... 3
- 3 Vestibular walls with minute denticles. — ♀: 1.6 mm; a=36; b=3.6; c=31—32; V=51—52%; c'=2. ♂ unknown. (Brazil.) ..... **paranaensis** LORDELLO  
 — Vestibular walls without denticles. — ♀: L=1.7 mm; a=35; b=4; c=35; V=54%; c'=1.8—1.9. ♂ unknown. (Puerto Rico.) ..... **aberrans** (THORNE)

Genus *Caribenema* THORNE, 1967

Qudsianematidae, Carcharolaiminae. Body more or less slender, varying in length between 1.5 and 2.5 mm. Cuticle marked by fine transverse annulation. Head broad, set off by deep constriction; lips and papillae well developed. Vestibular basket heavily sclerotized, the unusually broad pharynx as well; the latter bearing six (or four?) dome-shaped strong teeth. Walls of vestibule finely denticulated. Guiding ring unusually strong and complicated, with cuticularized thickenings. Lateral chords provided with numerous glands. Spear 18 to 32  $\mu\text{m}$ , longer or shorter than labial width. somewhat dorsally arcuate, sharply pointed; aperture  $\frac{1}{2}$  to  $\frac{3}{5}$  of spear length. Oesophagus expanded in 30—40% of its length. Prerectum very short. Vulva in 47—57%, transverse, unsclerotized. Female gonads amphidelphic, ovaries moderately long. Tail bluntly rounded, as long as or shorter than anal body with. Males completely unknown.

Type species: *Caribenema ferox* THORNE, 1967

*Caribenema* may be characterized by the barrel-shaped pharynx, the dome-like large teeth, the heavily sclerotized and complicated guiding ring and the blunt tail.

The representatives of the genus live in the soil and are distributed in Central (3 species) and South America (2 species).

Five species:

- C. **drepanodon** (LOOF, 1964) HUNT, 1978  
*Carcharolaimus drepanodon* LOOF, 1964  
 C. **ferox** THORNE, 1967  
 C. **longidens** THORNE, 1967  
 C. **pizai** (LORDELLO, 1953) comb. n.  
*Carcharolaimus pizai* LORDELLO, 1953  
 C. **siddiqii** HUNT, 1978

Remarks

*Caribenema pizai* (LORDELLO, 1953) and *C. drepanodon* (LOOF, 1964). — It is not impossible that these taxa are conspecific: 1) in both species the spear is conspicuously S-shaped; 2) the body length and other measurements are very similar (except "a" but LORDELLO's animal was perceptibly strongly flattened — see Figs 2 and 3); 3) the tails show practically the same shape; 4) both species have been described from South America (while the other ones inhabit the Caribbean Region). Some insignificant differences can be found only in shape of lips and position of vulva. Unfortunately the description and drawings of LORDELLO seem to be less exact than those of LOOF, therefore I disregard a definite synonymization.

Key to species of *Caribenema*

- 1 Spear 28–32  $\mu\text{m}$ , distinctly longer than cephalic diameter. ♀: L=2.0–2.5 mm; a=41–45; b=3.5–4.1; c=70–86; V=54–57%; c'=0.9–1.0. ♂ unknown. (Puerto Rico, St. Lucia.) ..... **longidens** THORNE  
 – Spear 18–25  $\mu\text{m}$ , as long as or shorter than cephalic diameter ..... 2
- 2 Aperture  $\frac{1}{2}$  of spear length. — ♀: L=1.6–2.0 mm; a=34–43; b=3.0–3.6; c=99–102; V=45–52%; c'=0.7–0.8. ♂ unknown. (St. Lucia.) ..... **siddiqii** HUNT  
 – Aperture  $\frac{3}{4}$  of spear length or so ..... 3
- 3 Spear straight; body about 2.5 mm long. — ♀: L=2.4 mm; a=48; b=4.2; c=80; V=47%; c'=0.9–1.0. ♂ unknown. (Puerto Rico.) ..... **ferox** THORNE  
 – Spear slightly S- or sickle-shaped; body 1.5–2 mm long. .... 4
- 4 Lips angular. — ♀: L=1.5–2.0 mm; a=42–46; b=3.5–3.9; c=71–81; V=48–51%; c'=0.9. ♂ unknown. (Venezuela.) ..... **drepanodon** LOOF  
 – Lips more or less rounded. — ♀: L=1.6 mm; a=25; b=3.5; c=50; v=56%; c'=0.7. ♂ unknown. (Brazil.) ..... **pizai** (LORDELLO)

Subfamily QUDSIANEMATINAE JAIRAJPURI, 1965

Syn. Eudorylaiminae KHAN & FATIMA, 1980.

Qudsianematidae. Small, medium to large-sized nematodes. Cuticle practically smooth, without lateral glandular bodies. Lips well developed, labial region predominantly offset but not expanded. Vestibule simple, without sclerotization. Spear moderately long, aperture in general shorter than half a spear length. Guiding ring thin, simple, occasionally double. Oesophagus generally expanded in its mid-region. Vulva transverse or longitudinal, well sclerotized. Female genital system didelphic, in one genus mono-opisthodelphic. Spicula dorylaimid with small lateral pieces. Ventromedial supplements contiguous or spaced, varying in number. Tail in both sexes similar, conoid or rounded, short or moderately long.

The separate lips, lack of conspicuous lateral glands, mostly short aperture of spear, unsclerotized vestibule but well sclerotized vulva serve as brief characteristics for this subfamily.

Thirteen genera (with 207 species):

*Epidorylaimus* ANDRÁSSY, 1986

*Microdorylaimus* ANDRÁSSY, 1986

*Allodorylaimus* ANDRÁSSY, 1986

*Eudorylaimus* ANDRÁSSY, 1959

*Witoldinema* BRZESKI, 1960 (syn. n.)

*Qudsianema* JAIRAJPURI, 1965

*Kallidorylaimus* ANDRÁSSY, 1986

*Ecumenicus* THORNE, 1974

*Indokochinema* DAREKAR & KHAN, 1979 (syn. n.)

*Labronema* THORNE, 1939

*Labronemella* ANDRÁSSY, 1985

*Takamangai* YEATES, 1967

*Thonus* THORNE, 1974 (syn. n.)

*Talanema* gen. n.

*Crassogula* gen. n.

*Skibbenema* VAN REENEN & HEYNS, 1986

*Torumanawa* YEATES, 1967

- 1 Female gonad single, opisthodelphic ..... **Ecumenicus** THORNE  
 — Female gonad double, amphidelphic ..... 2
- 2 Tail conoid or convex-conoid, straight or ventrally arcuate, predominantly well longer than anal body diameter ..... 3  
 — Tail conoid-rounded to rounded, in general nearly as long as anal body diameter ..... 7
- 3 Tail comparatively long, 4–8 anal diameters ..... 4  
 — Tail shorter, 1–3 anal diameters ..... 5
- 4 Female tail straight, male with one supplement ..... **Kallidorylaimus** ANDRÁSSY  
 — Female tail ventrally bent; male with 4–9 supplements ..... **Epidorylaimus** ANDRÁSSY
- 5 Precloacal space before ventromedial supplements present, wide, hindmost supplement anterior to the spicula ..... **Eudorylaimus** ANDRÁSSY  
 — Precloacal space absent (or practically absent), hindmost supplement level with spicula ..... 6
- 6 Very small animals, 0.3–0.8 mm; oesophagus about  $\frac{1}{5}$  of total body length, far back (in  $\frac{2}{5}$ ) expanded ..... **Microdorylaimus** ANDRÁSSY  
 — Larger animals, 1–3 mm; oesophagus shorter, about  $\frac{1}{4}$  of body length and expanded near middle ..  
 ..... **Allodorylaimus** ANDRÁSSY
- 7 The two parts of oesophagus separated by a distinct constriction .....  
 ..... **Skibbenema** VAN REENEN & HEYNS  
 — The two parts of oesophagus connected by a gradual enlargement ..... 8
- 8 Cardia provided with three glands ..... **Torumanawa** YEATES  
 — Cardia without glands ..... 9
- 9 Vulva longitudinal; ventromedial supplements contiguous ..... **Labronema** THORNE  
 — Vulva transverse; ventromedial supplements predominantly spaced ..... 10
- 10 Oral field sunk and surrounded by conspicuous inner liplets; spear slender (10–15 times as long as wide) ..... **Labronemella** ANDRÁSSY  
 — Oral field not sunk, inner liplets obscure or absent; spear more robust (5–8 times as long as wide) 11
- 11 Anterior part of oesophagus strongly muscular; spermatozoa minute, shorter than  $\frac{1}{10}$  the body width ..... **Crassogula** gen. n.  
 — Anterior part of oesophagus weakly muscular, thin; spermatozoa larger,  $\frac{1}{4}$ – $\frac{1}{5}$  the body width . 12
- 12 Tail subdigitate; guiding ring double ..... **Talanema** gen. n.  
 — Tail broadly rounded; guiding ring simple ..... **Takamangai** YEATES

### Genus *Epidorylaimus* ANDRÁSSY, 1986

Qudsianematidae, Qudsianematinae. Body 0.6–2.3 mm long. Cuticle smooth or finely striated. Head offset, lips separate and angular. Amphids as usual. Spear simple, 9 to 30  $\mu\text{m}$ , as long to 1.5 times as long as labial diameter. Aperture  $\frac{1}{3}$  of spear length or so. Guiding ring thin. Oesophagus enlarged near middle or somewhat more back. Vulva longitudinal or pore-like, sclerotized, in 36–45% of body length. Female gonads amphidelphic. Males rare, known in four species. Ventromedial supplements 4 to 13, spaced; no precloacal space between adcloacal papillae and supplements. Tail in both sexes similar, comparatively long, 3.5–8 anal body diameters, ventrally curved; tip of tail pointed or finely rounded.

Type species: *Dorylaimus lugdunensis* DE MAN, 1880 = *Epidorylaimus lugdunensis* (DE MAN, 1880) ANDRÁSSY, 1986.

The long, ventrally arcuate tail distinguishes this genus from all the other genera of the subfamily. The longitudinal or pore like vulva and the presence of a precloacal space are also good characters for *Epidorylaimus*.

Terrestrial or semi-aquatic nematodes. They are distributed in six continents: Europe (10 species), Asia (4 species), Africa (1 species), North (5 species) and South



America (2 species), and Oceania (1 species). The most frequent species is *Epidorylaimus lugdunensis* found in 14 countries or states.

Thirteen species:

- E. **agilis** (DE MAN, 1880) ANDRÁSSY, 1986
  - Dorylaimus agilis* DE MAN, 1880
  - Dorylaimus carteri agilis* DE MAN, 1880 (MICOLETZKY, 1922)
  - Mesodorylaimus agilis* (DE MAN, 1880) GOODEY, 1963
  - Laimydorus agilis* (DE MAN, 1880) SIDDIQI, 1969
  - Eudorylaimus agilis* (DE MAN, 1880) LOOF, 1969
- E. **angulosus** (THORNE & SWANGER, 1936) ANDRÁSSY, 1986
  - Dorylaimus angulosus* THORNE & SWANGER, 1936
  - Eudorylaimus angulosus* (THORNE & SWANGER, 1936) ANDRÁSSY, 1986
- E. **consobrinus** (DE MAN, 1918) ANDRÁSSY, 1986
  - Eudorylaimus consobrinus* (DE MAN, 1918) ANDRÁSSY, 1959
  - Dorylaimus carteri rotundatus* MICOLETZKY, 1922
- E. **filicaudatus** (TJEPKEMA, FERRIS & FERRIS, 1971) ANDRÁSSY, 1986
  - Eudorylaimus filicaudatus* TJEPKEMA, FERRIS & FERRIS, 1971
- E. **humilior** (ANDRÁSSY, 1959) ANDRÁSSY, 1986
  - Eudorylaimus humilior* ANDRÁSSY, 1959
- E. **humilis** (THORNE & SWANGER, 1936) ANDRÁSSY, 1986
  - Dorylaimus humilis* THORNE & SWANGER, 1936
  - Eudorylaimus humilis* (THORNE & SWANGER, 1936) ANDRÁSSY, 1959
  - Dorylaimus incisus* THORNE & SWANGER, 1936
  - Eudorylaimus incisus* (THORNE & SWANGER, 1936) ANDRÁSSY, 1959
- E. **leptosoma** (ALTHERR, 1963) ANDRÁSSY, 1986
  - Eudorylaimus leptosoma* ALTHERR, 1963
- E. **lugdunensis** (DE MAN, 1880) ANDRÁSSY, 1986
  - Dorylaimus lugdunensis* DE MAN, 1880
  - Dorylaimus carteri lugdunensis* DE MAN, 1880 (MICOLETZKY, 1922)
  - Eudorylaimus lugdunensis* (DE MAN, 1880) ANDRÁSSY, 1959
  - Dorylaimus reisingeri* DITLEVSEN, 1927
  - Eudorylaimus reisingeri* (DITLEVSEN, 1927) TJEPKEMA, FERRIS & FERRIS, 1971
  - Dorylaimus curvatus* THORNE & SWANGER, 1936
  - Eudorylaimus curvatus* (THORNE & SWANGER, 1936) ANDRÁSSY, 1959
  - Eudorylaimus leptus* TJEPKEMA, FERRIS & FERRIS, 1971
- E. **mellenbachensis** (ALTHERR, 1974) ANDRÁSSY, 1986
  - Eudorylaimus mellenbachensis* ALTHERR, 1974
- E. **muchabbatae** (TULAGANOV, 1949) ANDRÁSSY, 1986
  - Dorylaimus muchabbatae* TULAGANOV, 1949
  - Eudorylaimus muchabbatae* (TULAGANOV, 1949) ANDRÁSSY, 1959
- E. **muscorum** (SKWARRA, 1921) ANDRÁSSY, 1986
  - Dorylaimus muscorum* SKWARRA, 1921
  - Eudorylaimus muscorum* (SKWARRA, 1921) ANDRÁSSY, 1959
- E. **pseudoagilis** (ALTHERR, 1952) ANDRÁSSY, 1986
  - Dorylaimus pseudoagilis* ALTHERR, 1952
  - Mesodorylaimus pseudoagilis* (ALTHERR, 1952) ANDRÁSSY, 1959
  - Eudorylaimus pseudoagilis* (ALTHERR, 1952) ZULLINI, 1970
- E. **rivalis** GAGARIN, 1991

## Remarks

A key to the species of *Epidorylaimus* can be found in ANDRÁSSY (1986, p. 7–8); a further species, *E. rivalis*, must be added to that.

5 Spear 28–30 $\mu\text{m}$ long .....	5a
– Spear 18–21 $\mu\text{m}$ long .....	6
5a Tail hook-like with sharply pointed tip. — ♀: L=1.5–2.3 mm; a=20–35; b=3.1–4.7; c=11–26; V=40–53%; c'=3–5. ♂: L=1.5–2.2 mm; a=21–36; b=3.2–4.2; c=13–22; PO: 9–13. (Russia.) .....	rivalis GAGARIN
– Tail not hook-like with finely rounded tip. — ♀: L=1.7–2.0 mm (... p. 7, 1986) .....	mellenbachensis (ALTHERR)

### Genus *Microdorylaimus* ANDRÁSSY, 1986

Qudsianematidae, Qudsianematinae. The smallest representatives of the subfamily; body 0.3–0.8 mm, rather plump. Cuticle smooth. Head offset, lips separate, angular. Amphids caliciform. Spear small, 8–12  $\mu\text{m}$ , nearly as long as labial diameter; aperture  $\frac{1}{3}$  or  $\frac{1}{4}$  of spear length. Oesophagus long, about  $\frac{1}{3}$  of entire length of body (b=2.7–3.8), suddenly expanded in its posterior  $\frac{2}{3}$ . Vulva transverse, weakly sclerotized, in 47–62% of body length. Female gonads amphidelphic, short. Males very rare, known in two species only. No preloacal space; supplements 3 to 8, spaced. Tail in both sexes similar, conoid, straight or ventrally arcuate, one to three anal diameters long.

Type species: *Dorylaimus parvus* DE MAN, 1880=*Microdorylaimus parvus* (DE MAN, 1880) ANDRÁSSY, 1986.

The very small body, the comparatively long and back expanded oesophagus, and the hardly sclerotized vulva are the brief distinguishing characters of *Microdorylaimus*.

Terricolous animals occurring in five continents: Europa (4 species), Asia (9 species), Africa (3 species), North America (7 species) and South America (3 species). *Microdorylaimus parvus* is the most frequent species recorded from 17 countries or states hitherto.

Sixteen species:

- M. angelus** (THORNE, 1974) ANDRÁSSY, 1986  
*Eudorylaimus angelus* THORNE, 1974
- M. diminutivus** (THORNE & SWANGER, 1936) ANDRÁSSY, 1986  
*Dorylaimus diminutivus* THORNE & SWANGER, 1936  
*Eudorylaimus diminutivus* (THORNE & SWANGER, 1936) ANDRÁSSY, 1959
- M. drepanoideus** (EROSHENKO, 1976) comb. n.  
*Pungentus drepanoideus* EROSHENKO, 1976
- M. dubius** (THORNE, 1974) comb. n.  
*Eudorylaimus dubius* THORNE, 1974  
*Aporcelaimellus dubius* (THORNE, 1974) ANDRÁSSY, 1986
- M. longicollis** (BRZESKI, 1964) ANDRÁSSY, 1986  
*Eudorylaimus longicollis* BRZESKI, 1964
- M. minor** (Cobb in THORNE & SWANGER, 1936) ANDRÁSSY, 1986  
*Dorylaimus minor* COBB in THORNE & SWANGER, 1936  
*Eudorylaimus minor* (COBB in THORNE & SWANGER, 1936) ANDRÁSSY, 1959
- M. minusculus** (LOOS, 1946) ANDRÁSSY, 1986  
*Enchodelus minusculus* LOOS, 1946  
*Eudorylaimus minusculus* (LOOS, 1946) SIDDIQI, 1969

- M. miser** (THORNE & SWANGER, 1936) ANDRÁSSY, 1986  
*Dorylaimus miser* THORNE & SWANGER, 1936  
*Eudorylaimus miser* (THORNE & SWANGER, 1936) ANDRÁSSY, 1959  
*Dorylaimus minutissimus* ALTHERR, 1950
- M. modestus** (ALTHERR, 1952) ANDRÁSSY, 1986  
*Dorylaimus modestus* ALTHERR, 1952  
*Eudorylaimus modestus* (ALTHERR, 1952) ANDRÁSSY, 1959
- M. modicus** (KIRJANOVA, 1951) ANDRÁSSY, 1986  
*Dorylaimus modicus* KIRJANOVA, 1951  
*Eudorylaimus modicus* (KIRJANOVA, 1951) ANDRÁSSY, 1959
- M. parvissimus** (ELIAVA & BAGATURIA, 1968) ANDRÁSSY, 1986  
*Eudorylaimus parvissimus* ELIAVA & BAGATURIA, 1968  
*Eudorylaimus modestus* apud THORNE, 1964
- M. parvus** (DE MAN, 1880) ANDRÁSSY, 1986  
*Dorylaimus parvus* DE MAN, 1880  
*Dorylaimus carteri parvus* DE MAN, 1880 (MICOLETZKY, 1922)  
*Eudorylaimus parvus* (DE MAN, 1880) ANDRÁSSY, 1959
- M. profestus** (ANDRÁSSY, 1963) ANDRÁSSY, 1986  
*Eudorylaimus profestus* ANDRÁSSY, 1963
- M. rapsoides** (HEYNS & LAGERWEY, 1965) ANDRÁSSY, 1986  
*Eudorylaimus rapsoides* HEYNS & LAGERWEY, 1965
- M. rapsus** (HEYNS, 1963) ANDRÁSSY, 1986  
*Eudorylaimus rapsus* HEYNS, 1963
- M. thornei** (TJEPKEMA, FERRIS & FERRIS, 1971) ANDRÁSSY, 1986  
*Eudorylaimus thornei* TJEPKEMA, FERRIS & FERRIS, 1971

### Remarks

*Microdorylaimus dubius* (THORNE, 1974). — Its systematic position is somewhat problematic. Due to the large aperture of spear I transferred it in 1986 to the genus *Aporcelaimellus*. Recently, however, I think it is closer to the species of *Microdorylaimus* (body small, oesophagus enlarged back, vulva not sclerotized, tail conoid).

To the key in ANDRÁSSY (1986, p. 16—19) two species, *M. drepanoideus* and *M. dubius*, must be added as follows:

- 3 Smaller species, 0.5—0.6 mm. — ♀: L=0.54—0.63 mm (... p. 18, 1986) ..... **miser** (THORNE & SWANGER)
- Larger species, 0.7—0.8 mm ..... 3a
- 3a Aperture longer than half the spear length; vulva in 60%. — ♀: L=0.8 mm; a=24; b=3.9; c=24; V=60%. ♂ unknown. (United States [South Dakota].) ..... **dubius** comb. n.
- Aperture shorter than half the spear length; vulva in 52—53%. — ♀: L=0.7—0.8 mm (... p. 18, 1986) ..... **modicus** (KIRJANOVA)

\*

- 5 Tail strongly curved, hook-like; body 0.6—1.0 mm ..... 5a
- Tail slightly curved, not hook-like; body 0.4—0.5 mm ..... 6
- 5a Spear 10 µm, body 0.6—0.7 mm long; prerectum as long as 1—1.5 anal diameter. — ♀: L=0.6—0.7 mm; a=23—29; b=3.1—3.8; c=14—16; V=53—58%; c'=3. ♂ unknown. (Russia [Far East].) ..... **drepanoideus** EROSHENKO
- Spear 12 µm, body 0.7—1.0 mm long; prerectum as long as 2—3 anal diameters. — ♀: L=0.7—1.0 mm (... p. 18, 1986) ..... **thornei** TJEPKEMA, FERRIS & FERRIS

Genus *Allodorylaimus* ANDRÁSSY, 1986

Qudsianematidae, Qudsianematinae. Body varying between 0.9 and 3.3 mm, moderately slender. Cuticle smooth or finely annulated transversally. Head in general well offset, lips separate, rounded or angular. Amphids caliciform. Spear 15 to 27  $\mu$ m long, as long as labial width or somewhat longer; aperture occupying  $\frac{1}{4}$  to  $\frac{1}{2}$  of its length. Guiding ring simple. Oesophagus enlarged near middle. Vulva transverse or longitudinal, in 46–58% of body length, with well sclerotized inner lips; vagina thick. Female gonads amphidelphic. Males frequent. Spermatozoa rounded. No preloacal space between adloacal papillae and supplements. Ventromedial supplements 5 to 20, spaced. Tails of both sexes conoid or convex-conoid, straight or ventrally arcuate, as long to twice as long as anal body width.

Type species: *Dorylaimus uniformis* THORNE, 1929=*Allodorylaimus uniformis* (THORNE, 1929) ANDRÁSSY, 1986.

*Allodorylaimus* much resembles *Eudorylaimus* ANDRÁSSY, 1959 but it shows no cloacal space (the hindmost supplement/s are level with spicula) and its spermatozoa are rounded to rounded-oval (not fusiform).

The members of this genus live in the soil or in moss, and are distributed over five continents: Europe (13 species), Asia (6 species), Africa (2 species), North (8 species) and South America (5 species). The most common of them is *Allodorylaimus granuliferus* recorded so far from 16 countries or states.

Twenty-one species:

- A. **allgeni** (ANDRÁSSY, 1958) ANDRÁSSY, 1986
  - Dorylaimus allgeni* ANDRÁSSY, 1958
  - Eudorylaimus allgeni* (ANDRÁSSY, 1958) ANDRÁSSY, 1959
  - Dorylaimus carteri* apud ALLGÉN, 1929
- A. **alpinus** (STEINER, 1914) ANDRÁSSY, 1986
  - Dorylaimus alpinus* STEINER, 1914
  - Eudorylaimus alpinus* (STEINER, 1914) ANDRÁSSY, 1959
- A. **americanus** ANDRÁSSY, 1986
  - Eudorylaimus irritans* apud TJEPKEMA, FERRIS & FERRIS, 1971
- A. **andrassyi** (MEYL, 1955) ANDRÁSSY, 1986
  - Dorylaimus andrassyi* MEYL, 1955
  - Eudorylaimus andrassyi* (MEYL, 1955) ANDRÁSSY, 1959
- A. **bokori** (ANDRÁSSY, 1959) ANDRÁSSY, 1986
  - Dorylaimus bokori* ANDRÁSSY, 1959
  - Eudorylaimus bokori* (ANDRÁSSY, 1959) ANDRÁSSY, 1959
- A. **diadematus** (COBB in THORNE & SWANGER, 1936) ANDRÁSSY, 1986
  - Dorylaimus diadematus* COBB in THORNE & SWANGER, 1936
  - Eudorylaimus diadematus* (COBB in THORNE & SWANGER, 1936) ANDRÁSSY, 1959
  - Dorylaimus cinctus* COBB in THORNE & SWANGER, 1936
  - Eudorylaimus cinctus* (COBB in THORNE & SWANGER, 1936) TJEPKEMA, FERRIS & FERRIS, 1971
- A. **digiturus** (THORNE, 1939) ANDRÁSSY, 1986
  - Dorylaimus digiturus* THORNE, 1939
  - Eudorylaimus digiturus* (THORNE, 1939) ANDRÁSSY, 1959
- A. **ferrisorum** ANDRÁSSY, 1986
  - Eudorylaimus andrassyi* apud TJEPKEMA, FERRIS & FERRIS, 1971

- A. granuliferus** (COBB, 1893) ANDRÁSSY, 1986  
*Dorylaimus granuliferus* COBB, 1893  
*Eudorylaimus granuliferus* (COBB, 1893) ANDRÁSSY, 1959  
*Dorylaimus micrurus* DADAY, 1905  
*Dorylaimus carteri micrurus* DADAY, 1905 (MICOLETZKY, 1922)  
*Dorylaimus menzeli* BALLY & REYDON, 1931  
*Dorylaimus yucatanensis* CHITWOOD, 1938  
*Eudorylaimus yucatanensis* (CHITWOOD, 1938) GOODEY, 1963  
*Dorylaimus reynecki* VAN DER LINDE, 1938  
*Eudorylaimus reynecki* (VAN DER LINDE, 1938) TJEPKEMA, FERRIS & FERRIS, 1971
- A. holdemani** (ANDRÁSSY, 1959) ANDRÁSSY, 1986  
*Dorylaimus holdemani* ANDRÁSSY, 1959  
*Eudorylaimus holdemani* (ANDRÁSSY, 1959) ANDRÁSSY, 1959
- A. husmanni** (ALTHERR, 1972)  
*Eudorylaimus husmanni* ALTHERR, 1972
- A. infundibulicaudatus** ANDRÁSSY, 1991
- A. irritans** (COBB in THORNE & SWANGER, 1936)  
*Dorylaimus irritans* COBB in THORNE & SWANGER, 1936  
*Eudorylaimus irritans* (COBB in THORNE & SWANGER, 1936) ANDRÁSSY, 1959
- A. meridianus** sp. n.
- A. parasimilis** (KREIS, 1963) ANDRÁSSY, 1986  
*Dorylaimus parasimilis* KREIS, 1963  
*Eudorylaimus parasimilis* (KREIS, 1963) ANDRÁSSY, 1959
- A. piracicabensis** (LORDELLO, 1955) ANDRÁSSY, 1986  
*Dorylaimus piracicabensis* LORDELLO, 1955  
*Eudorylaimus piracicabensis* (LORDELLO, 1955) ANDRÁSSY, 1959
- A. robustus** (THORNE, 1974) ANDRÁSSY, 1986  
*Eudorylaimus robustus* THORNE, 1974
- A. santosi** (MEYL, 1957) ANDRÁSSY, 1986  
*Dorylaimus santosi* MEYL, 1957  
*Eudorylaimus santosi* (MEYL, 1957) ANDRÁSSY, 1959
- A. septentrionalis** (KREIS, 1963) ANDRÁSSY, 1986  
*Dorylaimus septentrionalis* KREIS, 1963  
*Eudorylaimus septentrionalis* (KREIS, 1963) ANDRÁSSY, 1959
- A. tarkoenensis** (ANDRÁSSY, 1959) ANDRÁSSY, 1986  
*Eudorylaimus tarkoenensis* ANDRÁSSY, 1959
- A. uniformis** (THORNE, 1929) ANDRÁSSY, 1986  
*Dorylaimus uniformis* THORNE, 1929  
*Eudorylaimus uniformis* (THORNE, 1929) ANDRÁSSY, 1959

### Remarks

To the key in ANDRÁSSY (1986, p. 12–14) two species, *A. infundibulicaudatus* and *A. meridianus*, are to be added as follows:

- 13 Small species, 1.2 mm. — ♀: L=1.2 mm (... p. 13, 1986) ..... **allgeni** (ANDRÁSSY)  
 — Larger species, 1.4–1.9 mm ..... 14
- 14 Spear 27 µm long. — ♀: L=1.9 mm (... p. 13, 1986) ..... **holdemani** (ANDRÁSSY)  
 — Spear 15–17 µm long ..... 14a

- 14a Tail subdigitate; amphids nearly quadrangular. — ♀: L=1.4–1.6 mm; a=28–33; b=4.2–4.3; c=47–59; V=49–50%; c'=1.2–1.3. ♂: L=1.4–1.8 mm; a=35–40; b=4.0–4.2; c=58–71; PO: 9–11. (Ecuador.)  
 ..... *meridianus* sp. n.  
 — Tail uniformly conoid; amphids calciform. — ♂: L=1.8 mm (... p. 14, 1986) ... *robustus* (THORNE)

\*

- 17 Ventromedial supplements 9–14; spicula 57–63  $\mu$ m long ..... 17a  
 — Ventromedial supplements 7–9; spicula 85–95  $\mu$ m long ..... 18  
 17a Tail funnel-shaped; supplements 9–12. — ♀: L=1.2–1.8 mm; a=22–28; b=3.4–4.5; c=34–58; V=52–55%; c'=1.1–1.2. ♂: L=1.2–1.4 mm; a=23–25; b=3.7–3.9; c=34–38; PO: 9–12. (Hungary.)  
 ..... *infundibulicaudatus* ANDRÁSSY  
 — Tail ventral straight, dorsal concave; supplements 14. — ♀: L=1.2–1.7 mm (... p. 14, 1986) .....  
 ..... *americanus* ANDRÁSSY

### Genus *Eudorylaimus* ANDRÁSSY, 1959

Syn. *Witoldinema* BRZESKI, 1960 (syn. n.); *Qudsianema* JAIRAJPURI, 1965.

Qudsianematidae, Qudsianematinae. Small to large nematodes, 0.8 to 3.5 mm long. Cuticle smooth or finely striated. Cephalic region generally offset, lips sparte, mostly angular. Amphids stirrup-shaped. Spear 11 to 38  $\mu$ m, moderately long, straight, one to 1.5 times as long as labial diameter, occasionally somewhat shorter; aperture  $\frac{1}{2}$  of spear length or so. Guiding ring simple, elevated. Oesophagus expanded near middle or posterior to that. Prerectum 1–5 times as long as anal body width. Vulva transverse, rarely longitudinal, distinctly sclerotized, in 40–64% of body length. Female gonads didelphic, well developed. Males fairly frequent. Spermatozoa fusiform, spicula dorylaimid. Ventromedial supplement 3 to 22, spaced; preloacal space present. Tails in both sexes similar, conoid, either straight or ventrally arcuate, rarely somewhat bent dorsally, 1–3 anal diameters long. Tip of tail pointed or finely rounded.

Type species: *Dorylaimus carteri* BASTIAN, 1865 = *Eudorylaimus carteri* (BASTIAN, 1865) ANDRÁSSY, 1959.

*Eudorylaimus* is the largest genus in the whole family. It can be distinguished from the other genera in the subfamily by the comparatively short, conoid tail and the presence of a preloacal space on male.

In 1960 BRZESKI proposed a new genus, *Witoldinema* with type species *W. stefanskii* BRZESKI, 1960. He had then a single specimen, and wrote later, too, with rather uncertainty about the taxonomic position of the genus. GOODEY (1963) synonymized *Witoldinema* with *Labronema* THORNE, 1939, but I cannot accept his opinion. The conoid tail, the transverse vulva and the differently shaped head distinguish BRZESKI's species from all the species of *Labronema*. I think that *stefanskii* is simply an *Eudorylaimus*.

In my *Eudorylaimus* paper (1986) I already speculated on the taxonomic position of the genus *Qudsianema* JAIRAJPURI, 1965, and of its type species, *Q. amabile* JAIRAJPURI, 1965. Meanwhile I have received the holotype from Dr. JAIRAJPURI for comparison. Unfortunately, the type specimen is rather bad in condition: it is too transparent, the different organs do not show sharp contours enough, so that I hardly can say anything about it. So far, it is a small "*Eudorylaimus*-like" nematode. The generic characters — the "bibulbar" posterior part of oesophagus as well as the thickened spear extension — cannot be observed at all. Summa summarum, I accept the opinion of SIDDIQI (1966) placing this problematic nematode under the genus *Eudorylaimus*.

The members of *Eudorylaimus* live in the soil, in moss and occasionally in limnic habitats. Although they are distributed over the world, including the Antarctic, the

high majority of species (nearly 80%) is restricted to the Palaearctic. Europe is represented by 39, Asia by 23, Africa by 5, North America by 27, South America by 5, Australia by 2 and the Antarctic by 6 species. The most frequent species is *E. carteri* recorded from 40 countries or states hitherto.

Eighty species:

- E. *acuticauda* (DE MAN, 1880) ANDRÁSSY, 1959
  - Dorylaimus acuticauda* DE MAN, 1880
  - Dorylaimus carteri acuticauda* DE MAN, 1880 (MICOLETZKY, 1922)
  - Eudorylaimus georgiensis* ELIAVA & BAGATURIA, 1968
- E. *acutus* (THORNE & SWANGER, 1936) ANDRÁSSY, 1959
  - Dorylaimus acutus* THORNE & SWANGER, 1936
  - Dorylaimus subacutus* ALTHERR, 1952
- E. *altherri* TJEPKEMA, FERRIS & FERRIS, 1971
- E. *amabilis* (JAIRAJPURI, 1965) SIDDIQI, 1966
  - Qudsianema amabile* JAIRAJPURI, 1965
- E. *andersoni* KHAN, 1989
- E. *antarcticus* (STEINER, 1916) YEATES, 1970
  - Dorylaimus antarcticus* STEINER, 1916
  - Antholaimus antarcticus* (STEINER, 1916) THORNE & SWANGER, 1936
- E. *aquilonarius* TJEPKEMA, FERRIS & FERRIS, 1971
- E. *arcus* (THORNE & SWANGER, 1936) ANDRÁSSY, 1959
  - Dorylaimus arcus* THORNE & SWANGER, 1936
  - Aporcelaimus mulveyi* BRZESKI, 1962
  - Eudorylaimus mulveyi* (STEINER, 1962) TJEPKEMA, FERRIS & FERRIS, 1971
- E. *arenarius* BUSSAU, 1991
- E. *badensis* ZELL, 1986
- E. *bombilectus* ANDRÁSSY, 1962
  - Eudorylaimus bombilectoides* ALTHERR, 1965
- E. *brevidens* (THORNE & SWANGER, 1936) ANDRÁSSY, 1959
  - Dorylaimus brevidens* THORNE & SWANGER, 1936
  - Thonus brevidens* (THORNE & SWANGER, 1936) ANDRÁSSY, 1986
- E. *brevis* (ALTHERR, 1952) ANDRÁSSY, 1959
  - Dorylaimus carteri brevis* ALTHERR, 1952
  - Eudorylaimus indianensis* TJEPKEMA, FERRIS & FERRIS, 1971
- E. *bureshi* (ANDRÁSSY, 1958) ANDRÁSSY, 1959
  - Dorylaimus bureshi* ANDRÁSSY 1958
- E. *carteri* (BASTIAN, 1865) ANDRÁSSY, 1959
  - Dorylaimus carteri* BASTIAN, 1865
  - Dorylaimus carteri littoralis* HOFMÄNNER, 1913
  - Dorylaimus carteri profunda* HOFMÄNNER, 1913
  - Dorylaimus carteri apicatus* MICOLETZKY, 1922
  - Dorylaimus fasciatus* LINSTOW, 1879
  - Eudorylaimus varians* THORNE, 1974
- E. *centrocercus* (DE MAN, 1880) ANDRÁSSY, 1959
  - Dorylaimus centrocercus* DE MAN, 1880
  - Mesodorylaimus centrocercus* (DE MAN, 1880) GERAERT, 1966
  - Laimydorus centrocercus* (DE MAN, 1880) SIDDIQI, 1969
  - Dorylaimus paracentrocercus* DE CONINCK, 1935
  - Eudorylaimus paracentrocercus* (DE CONINCK, 1935) ANDRÁSSY, 1959
  - Dorylaimus obesus* COBB in THORNE & SWANGER, 1936
  - Eudorylaimus obesus* (COBB in THORNE & SWANGER, 1936) ANDRÁSSY, 1959

- E. **chauhani** (BAQRI & KHERA, 1975) ANDRÁSSY, 1986  
*Aporcelaimellus chauhani* BAQRI & KHERA, 1975
- E. **coloradensis** LOOF, 1971  
*Dorylaimus vestibulifer* apud THORNE & SWANGER, 1936
- E. **confusus** THORNE, 1974  
*Eudorylaimus retractus* THORNE, 1975
- E. **conicaudatus** THORNE, 1974
- E. **coniceps** LOOF, 1975
- E. **dermatus** (THORNE, 1939) ANDRÁSSY, 1959  
*Dorylaimus dermatus* THORNE, 1939  
*Labronema dermatum* (THORNE, 1939) ANDRÁSSY, 1986
- E. **discolaimioideus** (ANDRÁSSY, 1958) ANDRÁSSY, 1959  
*Dorylaimus discolaimioideus* ANDRÁSSY, 1958  
*Discolaimium discolaimioideum* (ANDRÁSSY, 1958) ANDRÁSSY, 1971
- E. **enckelli** ANDRÁSSY, 1967
- E. **eremitus** (THORNE, 1939) ANDRÁSSY, 1959  
*Dorylaimus eremitus* THORNE, 1939
- E. **eudorylaimoides** (GERAERT, 1962) comb. n.  
*Labronema eudorylaimoides* GERAERT, 1962
- E. **familiaris** WINISZEWSKA-SLIPINSKA, 1987
- E. **fransus** HEYNS, 1963
- E. **franzi** ANDRÁSSY, 1967
- E. **ibiti** LORDELLO, 1965
- E. **imitatoris** GAGARIN, 1982
- E. **iners** (BASTIAN, 1865) ANDRÁSSY, 1959  
*Dorylaimus iners* BASTIAN, 1865  
*Dorylaimus gracilis* DE MAN, 1876  
*Eudorylaimus gracilis* (DE MAN, 1876) GOODEY, 1963
- E. **isokaryon** LOOF, 1975
- E. **junctus** (COBB in THORNE & SWANGER, 1936) ANDRÁSSY, 1959  
*Dorylaimus junctus* COBB in THORNE & SWANGER, 1936
- E. **juniperi** ANDRÁSSY, 1987
- E. **jurassicus** (ALTHERR, 1953) ANDRÁSSY, 1959  
*Dorylaimus jurassicus* ALTHERR, 1953
- E. **leuckarti** (BÜTSCHLI, 1873) ANDRÁSSY, 1959  
*Dorylaimus leuckarti* BÜTSCHLI, 1873  
*Dorylaimus carteri brevicaudatus* MICOLETZKY, 1922
- E. **lindbergi** ANDRÁSSY, 1960  
*Eudorylaimus curvicaudatus* ELIAVA, 1968
- E. **longicardius** THORNE, 1974
- E. **lotharingiae** ALTHERR, 1963
- E. **magistri** ANDRÁSSY, 1986  
*Eudorylaimus andrassyi* apud THORNE, 1974
- E. **maritimus** (DITLEVSEN, 1913) ANDRÁSSY, 1959  
*Dorylaimus maritimus* DITLEVSEN, 1913
- E. **maritoides** ZELL, 1986
- E. **maritus** ANDRÁSSY, 1959
- E. **megadon** LOOF, 1971
- E. **meridionalis** TJEPKEMA, FERRIS & FERRIS, 1971
- E. **minutus** (BÜTSCHLI, 1873) ANDRÁSSY, 1959  
*Dorylaimus minutus* BÜTSCHLI, 1873  
*Thonus minutus* (BÜTSCHLI, 1873) ANDRÁSSY, 1986



- E. nitidus** (COBB in THORNE & SWANGER, 1936) ANDRÁSSY, 1959  
*Dorylaimus nitidus* COBB in THORNE & SWANGER, 1936  
*Thonus nitidus* (COBB in THORNE & SWANGER, 1936) ANDRÁSSY, 1986
- E. nodus** (THORNE & SWANGER, 1936) ANDRÁSSY, 1959  
*Dorylaimus nodus* THORNE & SWANGER, 1936
- E. opisthystera** (ALTHERR, 1953) ANDRÁSSY, 1959  
*Dorylaimus opisthystera* ALTHERR, 1953
- E. paesleri** ANDRÁSSY, 1964
- E. parabokori** ALTHERR, 1974
- E. paradiscolaimioideus** ALTHERR, 1976
- E. paramonovi** ELIAVA & BAGATURIA, 1968
- E. paucipapillatus** ANDRÁSSY, 1986  
*Dorylaimus parvus* apud THORNE & SWANGER, 1936
- E. pectinatus** MUKHINA, 1970
- E. perspicuus** (ANDRÁSSY, 1958) ANDRÁSSY, 1959  
*Dorylaimus perspicuus* ANDRÁSSY, 1958
- E. productus** (THORNE & SWANGER, 1936) ANDRÁSSY, 1959  
*Dorylaimus productus* THORNE & SWANGER, 1936  
*Thonus productus* (THORNE & SWANGER, 1936) ANDRÁSSY, 1986
- E. pseudobokori** ZELL, 1986
- E. pseudocarteri** LOOF, 1975
- E. pussulosus** ANDRÁSSY, 1991
- E. quadramphidius** ANDRÁSSY, 1963
- E. rugosus** (ANDRÁSSY, 1957) ANDRÁSSY, 1959  
*Dorylaimus rugosus* ANDRÁSSY, 1957
- E. sabulophilus** TJEPKEMA, FERRIS & FERRIS, 1971
- E. schraederi** ALTHERR, 1974
- E. silvaticus** BRZESKI, 1960  
*Eudorylaimus noterophilus* TJEPKEMA, FERRIS & FERRIS, 1971
- E. similis** (DE MAN, 1876) ANDRÁSSY, 1959  
*Dorylaimus similis* DE MAN, 1876  
*Eudorylaimus carteri similis* TJEPKEMA, FERRIS & FERRIS, 1976 (MICOLETZKY, 1922)
- E. sodakus** THORNE, 1974  
*Thonus sodakus* (THORNE, 1974) ANDRÁSSY, 1986
- E. solus** ANDRÁSSY, 1962  
*Thonus solus* (ANDRÁSSY, 1962) ANDRÁSSY, 1986
- E. spaulli** LOOF, 1975
- E. spongiophylus** BATALOVA, 1983
- E. stefanskii** (BRZESKI, 1960) comb. n.  
*Witoldinema stefanskii* BRZESKI, 1960  
*Labronema stefanskii* (BRZESKI, 1960) GOODEY, 1963
- E. subdigitalis** TJEPKEMA, FERRIS & FERRIS, 1971
- E. subjunctus** LOOF, 1971
- E. thorneanus** ANDRÁSSY, 1990  
*Chrysonema dubium* THORNE, 1974, nec *Eudorylaimus dubius* THORNE, 1974  
*Thornenema dubium* (THORNE, 1974) KHAN & SAED, 1986
- E. truncatus** (COBB in THORNE & SWANGER, 1936) ANDRÁSSY, 1959  
*Dorylaimus truncatus* COBB in THORNE & SWANGER, 1936  
*Dorylaimus cobbi* THORNE, 1938
- E. turkestanicus** ELIAVA, 1968

- E. *vanrosseni* LOOF, 1971  
*Thonus vanrosseni* (LOOF, 1971) ANDRÁSSY, 1986  
E. *verrucosus* LOOF, 1975  
E. *vestibulifer* (MICOLETZKY, 1922) ANDRÁSSY, 1959  
*Dorylaimus vestibulifer* MICOLETZKY, 1922

### Remarks

1) *Eudorylaimus andersoni* KHAN, 1989. — This is the sole species within the family Qudsianematidae the original description of which I could not obtain.

2) *Eudorylaimus discolaimioideus* (ANDRÁSSY, 1958). — I described this species in 1958 from Bulgaria. In 1971 I found it in Italy, and on the basis of those specimens I transferred it then to the genus *Discolaimium*. ZELL (1986), after studying specimens from Germany, called the attention to that, my Italian animals were most probably not conspecific with the Bulgarian ones (at the Italians the spear was somewhat longer, the vulva not sclerotized and the lateral fields were provided with a number of glandular bodies). I accept ZELL's opinion, and regard „*Discolaimium discolaimioideus* ANDRÁSSY, 1971” as a separate species. Owing to the redefinition (ANDRÁSSY, 1986) of the related genera *Discolaimium* THORNE, 1939 and *Discolaimoides* HEYNS, 1963 I prefer, however, to place this species to the latter genus: *Discolaimoides discolaimioideus* (ANDRÁSSY, 1971) comb. n. (nec *Eudorylaimus discolaimioideus* ANDRÁSSY, 1958).

3) To the key to species of *Eudorylaimus* in ANDRÁSSY (1986, p. 25—32) the following 22 species are to be added: *E. amabilis*, *arenarius*, *badensis*, *brevidens*, *confusus*, *dermatus*, *discolaimioideus*, *dubius*, *eudorylaimoides*, *familiaris*, *juniperi*, *maritoides*, *minutus*, *nitidus*, *productus*, *pseudobokori*, *pussulosus*, *sodakus*, *solus*, *stefanskii*, *thorneanus* and *vanrosseni*.

- 10 Female tail with several subventral blisters (saccate bodies) ..... 11  
— Female tail without blisters ..... 10a  
10a Tail as long as anal body diameter; cuticle unusually thick. ♀: L=2.8 mm; a=25; b=4.1; c=47; V=47%; c'=1. ♂: L=2.8 mm; a=30; b=3.9; C=47; PO: 10. (United States [Utah].) ..... **dermatus** (THORNE)

\*

- 18 Spear nearly as thick as cuticle at the same level ..... 18a  
— Spear half as thick as cuticle at the same level. — ♀: unknown (... p. 27, 1986) ..... **parabokori** ALTHERR  
18a Body 2.5—2.7 mm; prerectum 2—2.5 times as long as anal body diameter. — ♀: L=2.5—2.7 mm; a=24—29; b=4.1—5.0; c=30—38; V=48—51%; c'=1.5. ♂: L=2.7 mm; a=26; b=5; c=41; PO:8. (Germany.) ..... **maritoides** ZELL  
— Body 1.6—2.3 mm; prerectum 1—1.5 times as long as anal body diameter. — ♀: L=1.6—2.3 mm (... p. 27, 1986) ..... **maritus** ANDRÁSSY

\*

- 24 Aperture occupying ½ spear length; oesophagus enlarged near middle; prerectum 4 times as long as rectum. — ♀: L=1.0 mm (... p. 27, 1986) ..... **paucipapillatus** ANDRÁSSY  
— Aperture occupying ⅓ spear length; oesophagus enlarged in 60% of its length; prerectum 2—3 times as long as rectum ..... 24a  
24a Body larger, 0.9—1.2 mm. — ♀: L=0.9—1.2 mm (... p. 27, 1986) ..... **silvaticus** (BRZESKI)  
— Body smaller, 0.6—0.7 mm. — ♀: L=0.6—0.7 mm; a=32—39; b=3.2—3.9; c=11—14; V=50—54%; c'=3.0—3.5. ♂ unknown. (India.) ..... **amabilis** (JAIRAJPURI)

\*

- 26 Tip of tail indistinctly rounded ..... 26a  
— Tip of tail pointed ..... 27
- 26a Lips angular, well set off. — ♀: L=1.1–1.4 mm (... p. 28, 1986) .....  
..... **subdigitalis** TJEPEKEMA, FERRIS & FERRIS  
— Lips rounded, not set off. — ♀: L=1.3 mm; a=23; b=3.4; c=41; v=56%; c'=f. ♂ unknown. (Poland.)  
..... **stefanskii** (BRZESKI)

\*

- 31 Aperture nearly 1/2 of spear length; supplements 12–18 ..... 31a  
— Aperture 1/3 of spear length; supplements 9–13 ..... 32
- 31a Spear thicker than cuticle at corresponding level, ventrally sinuate. — ♀: L=1.7–2.0 mm; a=30–40;  
b=4.4–4.6; c=44–54; V=49–55%; c'=1.0–1.2. ♂: L=1.6–1.9 mm; a=35–41; b=4.2–4.7; c=44–48;  
PO:13–16. (Denmark.) ..... **arenarius** BUSSAU  
— Spear thinner than cuticle at corresponding level, not sinuate ventrally. — ♀: L=1.4–1.8 mm (... p. 28,  
1986) ..... **acuticauda** (DE MAN)

\*

- 35 Spear 11–15 µm long ..... 35a  
— Spear 18–20 µm long ..... 35c
- 35a Aperture 1/6 of spear length; female gonads unusually long. — ♀: L=1.3–1.4 mm (... p. 29, 1986) ...  
..... **iners** (BASTIAN) 35b  
— Aperture 1/3 of spear length; female gonads normal in length ..... 35b
- 35b Lips rounded; spear as long as labial diameter. — ♀: L=1.0 mm; a=24; b=3; c=16; V=53%; c'=2.2. ♂  
unknown. (United States [Iowa].) ..... **thorneanus** nom. n.  
— Lips angular; spear longer, nearly 1.5 times longer than labial diameter. — ♀: L=1.1–1.4 mm;  
a=35–42; b=3.2–3.7; c=25–32; V=50–55%; c'=2.0–2.8. ♂ unknown. (Poland.) .....  
..... **familiaris** WINISZEWSKA-SLIPINSKA
- 35c Spicula 60 µm, longer than tail; supplements 9. — ♀: L=1.5–1.8 mm (... p. 29, 1986) .....  
..... **perspicuus** (ANDRÁSSY)  
— Spicula 50 µm, shorter than tail; supplements 5. — ♀: L=1.0–1.6 mm; a=17–36; b=3.3–4.5;  
c=15–28; V=42–53%; c'=1.8–2.0. ♂: L=1.5 mm; a=30; b=3.9; c=21; PO:5. (Germany.) .....  
..... **pseudobokori** ZELL

\*

- 43 Tail tip digitate ..... 43a  
— Tail tip not digitate. — ♀: L=0.9 mm (... p. 30, 1986) ..... **nodus** (THORNE & SWANGER)
- 43a Spear conspicuously longer than labial width; prerectum 3–4 anal diameters long. — ♀: L=0.9 mm  
(... p. 30, 1986) ..... **junctus** (COBB in (THORNE & SWANGER)  
— Spear about as long as labial width; prerectum shorter than two anal diameters. — ♀: L=0.8–1.1 mm;  
a=20–28; b=2.9–3.8; c=21–29; V=49–53%; c'=1.5–1.7. ♂ unknown. (Germany.) **badensis** ZELL

\*

- 45 Spear as long as labial diameter. — ♀: L=0.8–1.2 mm (... p. 30, 1986) .....  
..... **meridionalis** TJEPEKEMA, FERRIS & FERRIS  
— Spear longer (to 1.5 times) than labial diameter ..... 45a
- 45a Supplements only 3. — ♀: L=0.8–1.1 mm; a=28–36; b=2.8–4.0; c=13–24; V=45–56%; c'=2.0–2.3.  
♂: L=0.8 mm; a=24; b=3.3; c=15; PO:3. (Germany, Bulgaria, Spain, Uzbekistan.) .....  
..... **discolaimioideus** (ANDRÁSSY)  
— Supplements 7. — ♀: L=0.9–1.3 mm (... p. 30, 1986) ..... **brevis** (ALHTERR)

\*

- 56 Spear 17–21 µm long ..... 56a  
— Spear 8–16 µm long ..... 57

- 56a Ventral cuticle on tail with numerous blisters or pustules, tail tip subdigitate. — ♀: L=1.1–1.2 mm; a=23–28; b=3.8–4.6; c=30–38; V=48–55%; c'=1.4. ♂: L=1.0–1.2 mm; a=22–23; b=3.6–3.8; c=25–32; PO:17. (Hungary.) ..... **pussulosus** ANDRÁSSY  
 — Ventral cuticle on tail without blisters or pustules, tail tip not subdigitate ..... 56b
- 56b Body 1.5–1.8 mm long ..... 56c  
 — Body about 1 mm long ..... 56d
- 56c Supplements 16; tail regularly conical. — ♀: L=1.5 mm (... p. 31, 1986) ..... **paesleri** ANDRÁSSY  
 — Supplements 11; tail not so regularly conical. — ♀: L=1.5–1.8 mm; a=29–33; b=4.4–4.7; c=39–43; V=56–58%; c'=1.1–1.3. ♂: L=1.5 mm; a=31; b=4.2; c=38; PO:11. (Hungary.) ..... **juniperi** ANDRÁSSY
- 56d Lips rounded, amalgamated. — ♀: L=0.9 mm; a=21; b=4; c=33; V=53%; c'=1.5. ♂ unknown. (Spain, United States [Virginia], Venezuela.) ..... **nitidus** (COBB in THORNE & SWANGER)  
 — Lips angular, separated ..... 56e
- 56e Ovaries unusually long, 5–6 times as long as body diameter. — ♀: L=1.2 mm; a=25; b=3.6; c=33; V=55%; c'=1.4. ♂: L=1.2 mm; a=28; b=4.1; c=27; PO:8. (Holland, Germany, Schotland, Switzerland, Spain, Uzbekistan, United States [Utah].) ..... **productus** (THORNE & SWANGER)  
 — Ovaries shorter, 2–3 times as long as body diameter. — ♀: L=1.0–1.2 mm; a=19–26; b=3.44–3; c=28–43; v=49–55%; c'=1.3. ♂: unknown. (Russia [Far East], Uzbekistan, Zaire, Cuba.) ..... **eudorylaimoides** (GERAERT)
- 57 Lip region set off by constriction ..... 57a  
 — Lip region not or only slightly set off ..... 57f
- 57b Aperture longer than half the spear. — ♀: L=1.1–1.2 mm; a=19–28; b=3.8–4.1; c=29–38; V=52%; c'=1.3–1.7. ♂ unknown. (Holland, Germany, Czechoslovakia, Spain, Russia, Georgia, Uzbekistan, Kirghizia, United States, Jamaica, Venezuela.) ..... **minutus** (BÜTSCHLI)  
 — Aperture distinctly shorter than half the spear ..... 57c
- 57c Ventral cuticle on tail with blisters. — ♀: L=1.0–1.2 mm; a=23–29; b=3.5–4.3; c=35–40; v=54–57%; c'=1.0–1.3. ♂ unknown. (Spitzbergen.) ..... **vanrosseni** LOOF  
 — Ventral cuticle on tail smooth ..... 57d
- 57d Vulva longitudinal. — ♀: L=1.2 mm; a=26; b=3.4; c=31; V=63%; c'=1.2. ♂ unknown. (Uzbekistan, Canada, United States [Colorado].) ..... **confusus** THORNE  
 — Vulva transverse. — ♀: L=1.3 mm; a=26; b=3.6; c=36; V=55%; c'=1. ♂ unknown. (United States [South Dakota].) ..... **sodakus** THORNE
- 57e Aperture ⅓ of spear length, spear as long as labial width. Tail nearly twice anal diameter. — ♀: L=0.8 mm; a=24; b=3.9; c=24; V=60%; c'=1.8. ♂ unknown. (United States [South Dakota].) ..... **dubius** THORNE
- 57f Head continuous with neck, lips hardly separated; tail nearly as long as anal diameter. — ♀: L=1.7 mm; a=42; b=4.4; c=57; V=58%; c'=1.1–1.2. ♂ unknown. (Hungary.) ..... **solus** ANDRÁSSY  
 — Head slightly offset, lips separated; tail about one and a half times as long as anal diameter. — ♀: L=1.5 mm (... p. 32, 1986) ..... **conicaudatus** THORNE

### Genus *Kallidorylaimus* ANDRÁSSY, 1989

Qudsianematidae, Qudsianematinae. Small nematodes, hardly longer than half a millimeter. Cuticle smooth and thin. Head offset, with separate, angular lips. Amphids cup-shaped. Spear slender, 13–14  $\mu\text{m}$ , somewhat longer than labial width, aperture ⅓ of spear length. Oesophagus in 60% expanded. Preectum short. Vulva transverse, slightly sclerotized, in 48–52% of body length. Ovaries amphidelphic. Spermatozoa oval, spicula dorylaimid. Ventromedial supplement single, far in front of the cloacal opening. Tail in both sexes similar, conoid, in female straight, in male ventrally arcuate, 3–4 anal body diameters long; tip of tail sharply pointed.

Type species: *Kallidorylaimus singularis* ANDRÁSSY, 1989.

In having a single supplement *Kallidorylaimus* is unique within the family. It resembles *Microdorylaimus* ANDRÁSSY, 1986 (showing a very small body and hardly sclerotized vulva) but the long precloacal space, the single supplement and the longer tail well distinguish it from that.

Soil-inhabitants known in South America so far.

One species:

## K. *singularis* ANDRÁSSY, 1989

— ♀: L=0.6–0.7 mm; a=19–22; b=3.7–3.9; c=8–9; V=48–52%; c'=4.0–4.7. ♂: L=0.6 mm; a=20; b=3.6; c=8.5; PO:1. (Ecuador.) ..... *singularis* ANDRÁSSY

## Genus *Ecumenicus* THORNE, 1974

Syn. *Indokochinema* DAREKAR & KHAN, 1979 (syn. n.).

Qudsianematidae, Qudsianematinae. Small nematodes, 0.7–1.3 mm, with moderately slender body. Cuticle smooth or finely striated. Head slightly separated from neck. Amphids caliciform, situated somewhat more anteriorly than usual, on the posterior half of lateral lips. Spear simple, 7–14  $\mu$ m, about as long as labial diameter; aperture  $\frac{1}{3}$ – $\frac{1}{4}$  of its length. Guiding ring simple. Oesophagus enlarged in its posterior  $\frac{1}{5}$ . Vulva transverse, sclerotized, pre-equatorial (in 30–42%). Female genital organ unpaired, opisthodelphic without any rest of a prevulval sac. Prerectum short. Male very rare. Spicula dorylaimid Ventromedial supplements 6 or 7, spaced. Tail short, as long as 1.5–2 anal diameters, convex-conoid or subcylindrical, straight or bent ventrally; tip of tail rounded.

Type species: *Dorylaimus monohystera* DE MAN, 1880 = *Ecumenicus monohystera* (DE MAN, 1880) THORNE, 1974.

This genus is singular among the Qudsianematinae genera in having a mono-opisthodelphic female gonad.

In 1979 DAREKAR and KHAN established a genus, *Indokochinema*, with a single species, *I. conicauda* DAREKAR & KHAN, 1979. This genus corresponds perfectly to *Ecumenicus* — ovary single, no prevulval uterine sac, oesophagus expanded posteriorly, amphids on lateral lips, spear small, tail short, conoid — so that I synonymize it with the latter. The second species, *Indokochinema ekramullahi* JANA & BAQRI, 1983, has been already synonymized by BAQRI & COOMANS (1985) with *Ecumenicus monohystera*.

Terrestrial and moss-inhabiting nematodes. The genus is distributed in Europe (1 species), Asia (2 species), Africa (1 species), North (2 species) and South America (1 species) and Oceania (1 species). The most frequent species is *E. monohystera* having been recorded from 30 countries or states.

Four species:

*E. conicauda* (DAREKAR & KHAN, 1979) comb. n.

*Indokochinema conicauda* DAREKAR & KHAN, 1979

*E. monohystera* (DE MAN, 1880) THORNE, 1974

*Dorylaimus monohystera* DE MAN, 1880

*Eudorylaimus monohystera* (DE MAN, 1880) ANDRÁSSY, 1959

*Dorylaimus gibberoaculeatus* KREIS, 1930

*Eudorylaimus gibberoaculeatus* (KREIS, 1930) ANDRÁSSY, 1960

*Indokochinema ekramullahi* JANA & BAQRI, 1983

*E. parvus* (THORNE, 1939) comb. n.

*Pungentus parvus* THORNE, 1939

*E. proprius* sp. n.

## Remarks

1) *Ecumenicus conicauda* (DAREKAR & KHAN, 1979). — This species resembles *E. monohystera* (DE MAN, 1880) very much, only the tail is not subdigitate and some insignificant differences can be found in the measurements (L=0.7–0.8 vs. 0.7–1.3

mm; c=21–23 vs. 21–40; spear 7–9 vs. 10–14  $\mu$ m). Recently it cannot be decided with certainty if these two species are identical.

2) *Ecumenicus monohystera* (DE MAN, 1880). — As far as I know, males were found in two occasions: 1) THORNE (1961) gave a drawing on the posterior end of a male (fig. 17–2 F) bearing 6 supplements; he described however only the female and left the male unmentioned; 2) NESTEROV (1979) published a short description of a male specimen bearing 7 supplements but he illustrated only females. Beside them another author — KREIS (1930) — published a description and illustrations on the “male” of *E. monohystera*. KREIS found however an only male (without females) so that the conspecificity of his species with *E. monohystera* is rather uncertain.

3) *Ecumenicus parvus* (THORNE, 1939). — Hardly doubtful that *Pungentus parvus* THORNE, 1939 belongs to the genus *Ecumenicus*. It is a small nematode with short spear, short and rounded tail and an unpaired postvulval gonad (with oblique vagina and no trace of a prevulval uterine sac.)

#### Key to species of *Ecumenicus*

- 1 Tail conspicuously bent ventrally. — ♀: L=0.9–1.1 mm; a=30–34; b=3.4–4.2; c=25–29; V=37–41%; c'=1.8–1.9. ♂ unknown. (New Caledonia.) ..... **proprius** sp. n.
- Tail straight ..... 2
- 2 Tail slightly subdigitate; spear 10–14  $\mu$ m long. — ♀: L=0.7–1.3 mm; a=25–40; b=4.0–5.4; c=21–40; V=30–38%; c'=1.4–1.8. ♂: L=1.0 mm; a=27; b=2.9; c=27; PO:6–7. (Holland, Belgium, Germany, Poland, Great Britain, Sweden, Austria, Hungary, Czechoslovakia, Romania, Yugoslavia, Spain, Italy, Russia, Ukraine, Belorussia, Moldavia, Estonia, Lithuania, Georgia, Turkmenia, Uzbekistan, Kazakhstan, Kirghizia, Tadshikistan, Azerbaizan, India, China, Mauretania, United States, Venezuela.) ....
- ..... **monohystera** (DE MAN)
- Tail simple, not subdigitate; spear 7–9  $\mu$ m long ..... 3
- 3 Tail subcylindrical, broadly rounded; spear as long as labial diameter. — ♀: L=1.0 mm; a=33; b=4.5; c=31; V=42%; c'=1.3. ♂ unknown. (United States [Utah].) ..... **parvus** (THORNE)
- Tail conoid, narrowly rounded; spear distinctly shorter than labial diameter. — ♀: L=0.7–0.8 mm; a=25–27; b=4.0–4.4; c=21–23; V=37–38%; c'=1.5. ♂ unknown. (India.) ..... **conicauda** (DAREKAR & KHAN)

#### Genus *Labronema* THORNE, 1939

Qudsianematidae, Qudsianematinae. Predominantly large animals, 1–6 mm long. Cuticle fairly thick, often finely annulated. Head mostly well offset, labial field with six small inner lipletes. Amphids caliciform. Spear varying in length from 11 to 60  $\mu$ m, as long as or longer than cephalic diameter; aperture occupying 1/5 to 1/2 of spear length. Guiding ring double. Anterior part of oesophagus stronger than usual. Vulva longitudinal with sclerotized lips, in 46–63% of body length. Female genital organ amphidelphic. Males common. Spermatozoa oval. Precloacal space present, ventromedial supplements contiguous, 14–36 in number. Tail in both sexes similar, conoid-rounded or hemispheroid, as long as or, predominantly, shorter than anal body width.

Type species: *Labronema ferox* THORNE, 1939

The genus may be well characterized by the labial structure, the double guiding ring, the always longitudinal vulva, the short and rounded tail and the contiguous supplements. In the family Qudsianematidae only *Labronema* shows a longitudinal vulva so consistently.

The members of this genus generally live in terrestrial habitats but may occur in aquatic biotopes as well. As for their distribution, 9 species live in Europe, 9 in Asia, 2 in Africa, 8 in North America, 2 in South America and 2 in Australia.

Twenty-nine species:

- L. *alticola* (MENZEL in HOFMÄNNER & MENZEL, 1914) THORNE, 1939  
*Dorylaimus alticola* MENZEL in HOFMÄNNER & MENZEL, 1914
- L. *arenicola* (ALTHERR, 1958) ANDRÁSSY, 1986  
*Dorylaimus arenicola* ALTHERR, 1958  
*Eudorylaimus arenicola* (ALTHERR, 1958) ANDRÁSSY, 1959
- L. *bathybium* (DADAY, 1906) ANDRÁSSY, 1960  
*Dorylaimus bathybius* DADAY, 1906
- L. *chilense* ANDRÁSSY, 1967
- L. *confusum* (JANA & BAQRI, 1983) comb. n.  
*Thonus confusus* JANA & BAQRI, 1983
- L. *corii* (LIBERMANN, 1928) ANDRÁSSY, 1960  
*Dorylaimus corii* LIBERMANN, 1928
- L. *czernovitzienne* (MICOLETZKY, 1922) THORNE, 1939  
*Dorylaimus (Discolaimus) czernovitziensis* MICOLETZKY, 1922  
*Dorylaimus (Discolaimus) obtusicaudatus czernovitziensis* MICOLETZKY, 1922  
(MICOLETZKY, 1922)
- L. *digiturum* VINCIGUERRA, 1984
- L. *ferox* THORNE, 1939
- L. *fimbriatum* THORNE, 1939
- L. *glandosum* RAHMAN, JAIRAJPURI, AHMAD & AHMAD, 1987
- L. *goodeyi* ALTHERR in ALTHERR & DELAMARE-DEBOUTTEVILLE, 1972
- L. *hyalinum* ((THORNE & SWANGER, 1936) THORNE, 1939  
*Dorylaimus hyalinus* THORNE & SWANGER, 1936  
*Labronema uniforme* THORNE, 1939 (syn. n.)
- L. *khazariense* (CHESUNOV, 1985) comb. n.  
*Eudorylaimus khazariensis* CHESUNOV, 1985
- L. *latum* (COBB, 1891) ANDRÁSSY, 1986  
*Dorylaimus latus* COBB, 1891  
*Eudorylaimus latus* (COBB, 1891) ANDRÁSSY, 1959
- L. *loeffleri* ANDRÁSSY, 1978
- L. *magnum* ALTHERR, 1972
- L. *neopacificum* RAHMAN, JAIRAJPURI, AHMAD & AHMAD, 1987
- L. *nepalense* AHMAD & JAIRAJPURI, 1982
- L. *obesum* THORNE, 1974
- L. *pacificum* (COBB, 1906) THORNE, 1939  
*Dorylaimus pacificus* COBB, 1906
- L. *pulchrum* VINCIGUERRA & ZULLINI, 1980
- L. *rapax* THORNE, 1974
- L. *rikia* YEATES, 1967
- L. *stechlinense* ALTHERR, 1968
- L. *thornei* FERRIS, 1968
- L. *varicaudatum* (THORNE, 1929) THORNE, 1939  
*Dorylaimus varicaudatus* THORNE, 1929
- L. *virgo* MONTEIRO, 1970
- L. *vulvapapillatum* (MEYL, 1954) LOOF & GROOTAERT, 1981  
*Dorylaimus obtusicaudatus vulvapapillatus* MEYL, 1954  
*Eudorylaimus vulvapapillatus* (MEYL, 1954) ANDRÁSSY, 1959

## Remarks

*Labronema digiturum* VINCIGUERRA, 1984. — This species is unique within the genus in having a spaced row of ventromedial supplements. In other characteristics (especially in the double guiding ring and the longitudinal vulva) it is quite *Labronema* alike.

### Key to species of *Labronema*

- 1 Body 3 to 6 mm long ..... 2
- Body shorter than 3 mm ..... 10
- 2 Tip of female tail subdigitate. — ♀: L=3.6 mm; a=31; b=5.6; c=83; V=47%; c'=0.7. ♂: L=3.5 mm; a=30; b=5.6; c=90; PO:24–30. (Spain, United States [Colorado, Utah]) ..... *varicaudatum* (THORNE)
- Tip of female tail rounded, not subdigitate ..... 3
- 3 Very large species, mostly well over 4 mm ..... 4
- Not so large species, under 4 mm ..... 6
- 4 Tail conoid. — ♀: L=5.4–6.0 mm; a=40–59; b=7.1; c=59; V=50%. ♂ unknown. (Switzerland.) ..... *bathybium* (DADAY)
- Tail hemispherical ..... 5
- 5 Spear nearly twice as long as head diameter; rectum distinctly longer than anal body width. — ♀: L=3.6–5.5 mm; a=33–43; b=4.2–5.0; c=83–104; V=46–50%. ♂: L=3.5–5.0 mm; a=35–42; b=4.0–4.6; c=90–96; PO:21–27. (Russia, Nepal.) ..... *loeffleri* ANDRÁSSY
- Spear 1.5 times as long as head diameter; rectum equal with anal body width. — ♀: L=4.7–4.9 mm; a=25–27; b=4.1–4.6; c=92–100; V=50%. ♂ unknown. (Sweden) ..... *magnum* ALTHERR
- 6 Aperture occupying  $\frac{1}{4}$ – $\frac{1}{5}$  of spear length ..... 7
- Aperture occupying  $\frac{1}{2}$  of spear length ..... 8
- 7 Body slender (a=40 or more); supplements 18. — ♀: L=3.5 mm; a=43; b=5.0; c=100. ♂: L=2.5–3.2 mm; PO:18. (Czechoslovakia.) ..... *corii* (LIEBERMANN)
- Body more robust (a=30 or less); supplements 24. — ♀: L=3.3 mm; a=26; b=4.0; c=77; V=50%. ♂: L=3.3 mm; a=35; b=4.3; c=77; PO:24. (Mauritius, United States [Alaska, Utah]) ..... *hyalinum* (THORNE & SWANGER)
- 8 Head hardly set off. — ♀: L=3.0–3.7 mm; a=37–44; b=3.8–4.9; c=90–127; V=51–54%. ♂ unknown. (United States: Indiana.) ..... *thornei* FERRIS
- Head set off by a constriction ..... 9
- 9 Preanal supplements 29; female tail as long as anal body diameter. — ♀: L=2.4–2.9 (juv.) mm; a=30; b=4.0–5.2; c=58–77; V=48–52%; c'=1. ♂: L=3.4 mm; a=31; b=4.2; c=75; PO:29. (Germany, Russia.) ..... *stechlinense* ALTHERR
- Preanal supplement 20–27; female tail conspicuously shorter than anal body diameter. — ♀: L=3.0–3.6 mm; a=27–42; b=3.6–5.0; c=82–118; V=48–55%. ♂: L=2.4–3.7 mm; a=32–47; b=4.0–5.2; c=81–111; PO:20–27. (Spain, Nepal, United States [North Dakota, South Dakota, Minnesota, Iowa, Texas, Indiana, South Carolina, Virginia].) ..... *ferox* THORNE
- 10 Cuticle wrinkled or notched on vulval region ..... 11
- Cuticle smooth on vulval region ..... 12
- 11 Aperture unusually short,  $\frac{1}{6}$  of spear length; body longer than 2 mm; tail broadly rounded. — ♀: L=2.4 mm; a=28; b=36; c=50; V=54%. ♂ unknown. (United States [Utah]) ..... *fimbriatum* (THORNE)
- Aperture  $\frac{1}{3}$  of spear length; body shorter than 2 mm; tail digitate or dome-shaped. — ♀: L=1.5–1.6 mm; a=16–18; b=3.5–3.7; c=36–40; V=53–57%; ♂: L=1.6 mm; a=20; b=3.9; c=39; PO:14. (Italy.) ..... *digiturum* VINCIGUERRA
- 12 Small animals, 1.5 mm or shorter ..... 13
- Larger animals ..... 16
- 13 Spear short, 11–12  $\mu$ m. — ♀: L=1.2–1.3 mm; a=26–29; b=4.1–4.6; c=47–54; V=52–55%. ♂: L=1.1–1.4 mm; a=25–30; b=3.8–4.6; c=51–64; PO:14–16. (India.) ..... *confusum* (JANA & BAQRI)
- Spear longer, 18 to 35  $\mu$ m ..... 14
- 14 Tail conoid-rounded; vulva in 60–63% of body length. — ♀: L=1.0–1.5 mm; a=24–28; b=3.6–4.2; c=46–71; V=60–63%. ♂: L=1.3–1.5 mm; a=25–28; b=4.0–4.1; c=47–61; PO:15–16. (Spain, Italy.) ..... *pulchrum* VINCIGUERRA & ZULLINI



- Tail broadly rounded, hemispheroid; vulva in 53–59% of body length ..... 15
- 15 Spear 23–25  $\mu\text{m}$  long, straight. — ♀: L=1.4–1.5 mm; a=26–29; b=3.8–4.0; c=67–74; V=58–59%. ♂ unknown. (Nepal.) ..... **nepalense** AHMAD & JAIRAJPURI
- Spear 32–35  $\mu\text{m}$  long, somewhat arcuate. — ♀: L=1.4–1.6 mm; a=19–22; b=3.4–3.7; c=59–71; V=53–54%. ♂ unknown. (India.) ..... **glandosum** RAHMAN, JAIRAJPURI, AHMAD & AHMAD
- 16 Tail conoid-rounded or subdigitate ..... 17
- Tail hemispherical, broadly rounded ..... 20
- 17 Tail subdigitate; spear robust, about  $\frac{1}{4}$  as wide as long. — ♀: L=2.3 mm; a=30; b=4.1; c=56; V=53%. ♂ unknown. (Spain, Canada, United States [Montana, North Dakota, South Dakota].) ..... **rapax** THORNE
- Tail not subdigitate; spear more slender ..... 18
- 18 Head only slightly offset. — ♀: L=1.7–2.0 mm; a=27–38; b=3.7–4.4; c=47–74; V=45–56%. ♂: L=1.7 mm; a=25–35; b=3.7–3.8; c=72–86; PO:16–19. (Caspian Sea.) ..... **khazariense** CHESUNOV
- Head sharply offset ..... 19
- 19 Body slender (a close to 40). — ♀: L=2.1–2.4 mm; a=37–39; b=4.9–5.0; c=67–70; V=55%. ♂: L=2.0–2.8 mm; a=35–46; b=4.4–5.3; c=53–70; PO:17–22. (Germany.) ..... **arenicola** ALTHERR
- Body robust (a about 20). — ♀: L=1.7–2.5 mm; a=22; b=4.0; c=50; V=52%. ♂ unknown. (Russia [Far East], Australia.) ..... **latum** (COBB)
- 20 Tail nearly as long as anal body diameter ..... 21
- Tail distinctly shorter than anal body diameter ..... 22
- 21 Spear sinuate (somewhat bent ventrally); body 2 mm or shorter. — ♀: L=1.6–2.0 mm; a=30–37; b=4.0–5.2; c=61–72; V=49–52%. ♂ unknown. (Spain, Brazil.) ..... **virgo** MONTEIRO
- Spear straight; body 2.5 mm or so. — ♀: L=2.3–2.6 mm; a=40–46; b=4.2–4.6; c=88–89; V=47–54%. ♂: L=2.0 mm; a=40; b=3.8; c=90; PO:20. (Holland, Germany, Denmark, Austria, Romania.) ..... **czernowitziense** (MICOLETZKY)
- 22 Spear thinner than cuticle at corresponding level. — ♀: L=2.0 mm; a=33; b=4.2; c=72; V=60%. ♂: L=1.8 mm; a=33; b=4.2; c=67; PO:24. (Chile.) ..... **chilense** ANDRÁSSY
- Spear thicker than cuticle at corresponding level ..... 23
- 23 Lip region continuous with body contour ..... 24
- Lip region well set off ..... 25
- 24 Ventromedial supplements 14–22; spear 30–32  $\mu\text{m}$  long. — ♀: L=1.8–2.4 mm; a=21–44; b=4.1–5.0; c=62–100; V=47–55%. ♂: L=2.0–2.4 mm; a=31–50; b=4.2–5.1; c=76–100; PO:14–22. (Mauritius, Jamaica, Hawaii, New Caledonia\*, Christmas Islands.) ..... **pacificum** (COBB)
- Ventromedial supplements 21–23; spear 35–36  $\mu\text{m}$  long. — ♀: L=2.4–2.7 mm; a=28–32; b=4.0–4.5; c=82–95; V=51–54%. ♂: L=2.2–2.6 mm; a=30–35; b=4.1–4.9; c=81–90; PO:21–23. (India.) ..... **neopacificum** RAHMAN, JAIRAJPURI, AHMAD & AHMAD
- 25 Aperture  $\frac{1}{4}$  of spear length; preanal supplements 23–36. — ♀: L=1.8–2.0 mm; a=33–35; b=4.3–4.4; c=78–84; V=56–59%. ♂: L=1.5–2.1 mm; a=31–42; b=3.1–4.9; c=65–90; PO:23–36. (New Zealand.) ..... **rikia** YEATES
- Aperture  $\frac{1}{5}$ – $\frac{2}{5}$  of spear length; preanal supplements — if males known — 14–24 ..... 26
- 26 Vulval region with conspicuous papillae; spear much thicker than cuticle at the same level. — ♀: L=1.9–3.0 mm; a=26–36; b=4.1–5.4; c=68–105; V=50–60%. ♂: L=2.1–3.2; c=27–37; b=4.4–5.6; c=67–93; PO: 19–24. (Holland, Belgium, Germany, Spain, Italy, Uzbekistan.) ..... **vulvapapillatum** (MEYL)
- Vulval region without papillae; spear about as thick as cuticle at the same level ..... 27
- 27 Spear robust,  $\frac{1}{5}$  as thick as long. — ♀: L=2.2 mm; a=25; b=4.1; c=60; V=53%. ♂ unknown. (United States [Montana].) ..... **obesum** THORNE
- Spear slimmer,  $\frac{1}{7}$ – $\frac{1}{8}$  as thick as long ..... 28
- 28 Supplements 14–16; body slender (a=45–50). — ♀ unknown. ♂: L=2.4 mm; a=45–50; b=4.7–5.3; c=130–180; PO:14–16. (Switzerland.) ..... **alticola** MENZEL in HOFMÄNNER & MENZEL
- Supplements 22; body less slender (a=26–35). — ♀: L=2.3–2.9 mm; a=26–35; b=3.8–4.5; c=68–120; V=49–55%. ♂: L=2.4–2.5 mm; a=30–36; b=3.9–4.1; c=85–95; PO:22. (Russia, Ethiopia, United States [Massachusetts].) ..... **goodeyi** ALTHERR in ALTHERR & DELAMARE-DEBOUTTEVILLE

\* A new datum: New Caledonia, Maré, Néeé, soil around *Araucaria* roots, Mai 1986, leg. J. BALOGH.

Genus *Labronemella* ANDRÁSSY, 1985

Qudsianematidae, Qudsianematinae. Body 1.2 to 2.8 mm long, slender. Cuticle transversely striated. Head strongly offset, somewhat *Discolaimus*-like with sunk, plate-like oral field and conspicuous inner liplets. Amphids funnel-shaped. Spear very slender, 10–15 times as long as wide, longer than labial diameter; aperture  $\frac{1}{2}$  of spear length. Guiding ring double. Oesophagus expanded near middle. Vulva transverse, with sclerotized lips, in 47–60% of body length. Female gonads didelphic. Males frequent. Spicula dorylaimid. Preloacal supplements 11 to 21, closely spaced, low. Tail similar in both sexes, bluntly rounded, nearly as long as anal body width.

Type species: *Labronemella labiata* ANDRÁSSY, 1985.

*Labronemella* is closely related to *Labronema* THORNE, 1939 but the head is discolaimid with sunk oral field and well developed perioral liplets, the spear much slimmer, the vulva transverse and the male supplements are spaced. It resembles also *Discolaimus* COBB, 1913 of the subfamily Discolaiminae but the absence of conspicuous lateral glands, the double guiding ring and the sclerotized vulva distinguish it from all the genera of that subfamily.

Aquatic, semi-aquatic or terrestrial nematodes known in Europe (2 species) and Asia (4 species).

Six species:

- L. *andrassyi* (BAQRI & KHERA, 1975) ANDRÁSSY, 1985  
*Discolaimium andrassyi* BAQRI & KHERA, 1975
- L. *labiata* ANDRÁSSY, 1985
- L. *loofi* (AHMAD & JAIRAJPURI, 1983) ANDRÁSSY, 1985  
*Labronema loofi* AHMAD & JAIRAJPURI, 1983
- L. *octodurensis* (ALTHERR, 1950) comb. n.  
*Labronema octodurensis* ALTHERR, 1950
- L. *paesleri* (PAETZOLD, 1955) ANDRÁSSY, 1985  
*Labronema paesleri* PAETZOLD, 1955
- L. *ruttneri* (SCHNEIDER, 1937) ANDRÁSSY, 1985  
*Dorylaimus (Discolaimus) ruttneri* SCHNEIDER, 1937  
*Labronema ruttneri* (SCHNEIDER, 1937) THORNE, 1939

Remarks

1) *Labronemella octodurensis* (ALTHERR, 1950). — I put this species with some hesitation to the genus *Labronemella*. The very slender spear distinguishes it by all means from the "true" *Labronemella* species. Whether the labial region is of *Labronemella* type, it cannot be decided after ALTHERR's description.

2) A key to the species of *Labronemella* can be found in ANDRÁSSY (1985). A further species can be added to it:

- 2 Smaller species, 1.2–1.5 mm; prerectum of male beginning at level of supplement ..... 2a
- Larger species, 1.5–1.9 mm; prerectum of male beginning well anterior to supplements. — ♀: L=1.5–1.9 mm (... p. 36, 1985) ..... *andrassyi* (BAQRI & KHERA)
- 2a Tail conoid-rounded; spear 12  $\mu$ m long. — ♀: L=1.2 mm; a=28; b=4.1; c=49; V=58%. ♂: L=1.4 mm; a=28; b=4.4; c=44; PO:16–19. (Switzerland, Russia [Far East].) ..... *octodurensis* (ALTHERR)
- Tail hemispheroid; spear 22  $\mu$ m long. — ♀: L=1.2 mm (... p. 36, 1985) ..... *ruttneri* (SCHNEIDER)

Syn. *Thonus* THORNE, 1974 (syn. n.)

Qudsianematidae, Qudsianematinae. Small nematodes, from 0.4 to 2.7 mm, but usually close to 1 mm. Cuticle moderately thick, smooth. Head more or less offset, rarely continuous with adjacent neck, lips separate. Amphids stirrup-shaped. Spear of middle length, 8 to 30  $\mu\text{m}$ , nearly as long as or somewhat (to 1.5 times) longer than cephalic diameter; aperture  $\frac{1}{2}$  or  $\frac{1}{2}$  of spear length. Guiding ring thin, single. Oesophagus enlarged near middle. Female gonads paired, vulva transverse, sclerotized, in 47–68% of body length. Males fairly frequent. Spicula dorylaimid, spermatozoa spindle-shaped. Ventromedial supplements spaced, 3 to 16 (in most cases less than 10). Precloacal space present. Tails similar in both sexes, conoid-rounded or bluntly rounded, shorter or a little longer than anal body width, often with blister-like structures.

Type species: *Takamangai waenga* YEATES, 1967.

*Takamangai* may be characterized by the combination of the following features: lips simple, guiding ring thin, vulva transverse, supplements spaced and restricted in number, tail short and rounded.

In 1974 THORNE suggested a new genus, *Thonus*, for short- and round-tailed representatives of "Eudorylaimus-like" nematodes. The type species, *Thonus nothus* (THORNE & SWANGER, 1936) THORNE, 1974 perfectly corresponds, however, to the criteria of *Takamangai* YEATES, 1967 so that we may not vacillate to synonymize the genus of THORNE with that of YEATES.

YEATES has not mentioned the grammatic gender of the Maori word "*Takamangai*". Since the type species, *waenga* (a Maori word as well) is terminating in an "a" I consider it as feminine.

The species of *Takamangai* are terrestrial in habit. Although they occur throughout five continents, they predominantly inhabit the Palearctic. Europe is represented by 10, Asia by 16, Africa by 3, North America by 12 and Australia by 2 species. It is interesting that none of them has been recorded from South America hitherto.

Twenty-nine species:

T. *balda* (THORNE, 1974) comb. n.

*Thonus baldus* THORNE, 1974

T. *brachycephalus* (THORNE & SWANGER, 1936) comb. n.

*Dorylaimus brachycephalus* THORNE & SWANGER, 1936

*Eudorylaimus brachycephalus* (THORNE & SWANGER, 1936) ANDRÁSSY, 1959

*Thonus brachycephalus* (THORNE & SWANGER, 1936) ANDRÁSSY, 1986

T. *circulifera* (LOOF, 1961) comb. n.

*Eudorylaimus circulifer* LOOF, 1961

*Thonus circulifer* (LOOF, 1961) THORNE, 1974

*Dorylaimus intermedius* apud THORNE & SWANGER, 1936

T. *confusa* (THORNE, 1939) comb. n.

*Dorylaimus confusus* THORNE, 1939

*Eudorylaimus confusus* (THORNE, 1939) ANDRÁSSY, 1959

*Thonus confusus* (THORNE, 1939) ANDRÁSSY, 1986, nec. *Thonus confusus* JANA & BAQRI, 1982

T. *cylindrica* (THORNE, 1974) comb. n.

*Thonus cylindricus* THORNE, 1974

T. *dogielii* (TULAGANOV, 1949) comb. n.

*Dorylaimus dogielii* TULAGANOV, 1949

*Eudorylaimus dogielii* (TULAGANOV, 1949) ANDRÁSSY, 1959

*Thonus dogielii* (TULAGANOV, 1949) ANDRÁSSY, 1986

- T. elegans** (THORNE, 1974) comb. n.  
*Thonus elegans* THORNE, 1974
- T. eroshenkoi** nom. n.  
*Pungentus parvus* apud EROSHENKO, 1976, nec THORNE, 1939
- T. ettersbergensis** (DE MAN, 1885) comb. n.  
*Dorylaimus ettersbergensis* DE MAN, 1885  
*Eudorylaimus ettersbergensis* (DE MAN, 1885) ANDRÁSSY, 1959  
*Thonus ettesbergensis* (DE MAN, 1885) ANDRÁSSY, 1986
- T. goldeni** (KHAN & FATIMA, 1980) comb. n.  
*Aporcelaimellus goldeni* KHAN & FATIMA, 1980
- T. gracilis** (EROSHENKO, 1976) comb. n.  
*Pungentus gracilis* EROSHENKO, 1976
- T. himala** (JAIRAJPURI & AHMAD, 1983) comb. n.  
*Eudorylaimus himalus* JAIRAJPURI & AHMAD, 1983  
*Thonus himalus* (JAIRAJPURI & AHMAD, 1983) ANDRÁSSY, 1986
- T. kaszabi** (ANDRÁSSY, 1959) comb. n.  
*Dorylaimus kaszabi* ANDRÁSSY, 1959  
*Eudorylaimus kaszabi* (ANDRÁSSY, 1959) ANDRÁSSY, 1959  
*Thonus kaszabi* (ANDRÁSSY, 1959) VINCIGUERRA, 1981
- T. laticollis** (DE MAN, 1907) comb. n.  
*Dorylaimus laticollis* DE MAN, 1907  
*Eudorylaimus laticollis* (DE MAN, 1907) ANDRÁSSY, 1959
- T. lauta** (ANDRÁSSY, 1959) comb. n.  
*Eudorylaimus lautus* ANDRÁSSY, 1959  
*Thonus lautus* (ANDRÁSSY, 1959) ANDRÁSSY, 1986
- T. major** (THORNE, 1974) comb. n.  
*Thonus major* THORNE, 1974
- T. mediana** (EROSHENKO, 1976) comb. n.  
*Pungentus medianus* EROSHENKO, 1976
- T. minima** (STEINER, 1914) comb. n.  
*Dorylaimus minimus* STEINER, 1914  
*Dorylaimus minutus* COBB, 1893, nec BÜTSCHLI, 1873
- T. nothus** (THORNE & SWANGER, 1936) comb. n.  
*Dorylaimus nothus* THORNE & SWANGER, 1936  
*Eudorylaimus nothus* (THORNE & SWANGER, 1936) ANDRÁSSY, 1959  
*Thonus nothus* (THORNE & SWANGER, 1936) THORNE, 1974
- T. parvula** (THORNE & SWANGER, 1936) comb. n.  
*Dorylaimus parvulus* THORNE & SWANGER, 1936  
*Eudorylaimus parvulus* (THORNE & SWANGER, 1936) ANDRÁSSY, 1959  
*Thonus parvulus* (THORNE & SWANGER, 1936) ANDRÁSSY, 1986
- T. pavlovskii** (TULAGANOV, 1949) comb. n.  
*Dorylaimus pavlovskii* TULAGANOV, 1949  
*Eudorylaimus pavlovskii* (TULAGANOV, 1949) GODDEY, 1963
- T. porosa** (ZELL, 1986) comb. n.  
*Pungentus porosus* ZELL, 1986
- T. pumila** (ANDRÁSSY, 1963) comb. n.  
*Pungentus pumilus* ANDRÁSSY, 1963
- T. pusilla** (ANDRÁSSY, 1985) comb. n.  
*Labronema pusillum* ANDRÁSSY, 1985
- T. rhopalocercus** (DE MAN, 1880) comb. n.  
*Dorylaimus rhopalocercus* DE MAN, 1880  
*Eudorylaimus rhopalocercus* (DE MAN, 1880) ANDRÁSSY, 1959  
*Thonus rhopalocercus* (DE MAN, 1880) ANDRÁSSY, 1986

- T. saccata* (THORNE, 1974) comb. n.  
*Thonus saccatus* THORNE, 1974
- T. steineri* (THORNE & SWANGER, 1936) comb. n.  
*Dorylaimus steineri* THORNE & SWANGER, 1936  
*Dorylaimus vesuvianus helveticus* STEINER, 1914, nec *Dorylaimus helveticus*  
 STEINER, 1919
- T. tropica* (JANA & BAQRI, 1981) comb. n.  
*Aporcelaimellus tropicus* JANA & BAQRI, 1981
- T. waenga* YEATES, 1967

### Remarks

1) *Takamangai balda* (THORNE, 1974) and *Takamangai cylindrica* (THORNE, 1974). — On the basis of the descriptions these species are hardly to separate.

2) *Takamangai confusa* (THORNE, 1939). — The specific name “*confusa*” or “*confusus*” may really cause some confusion in the subfamily Qudsianematinae. Three species have been described under this name: *Dorylaimus confusus* THORNE, 1939, *Eudorylaimus confusus* THORNE, 1974 and *Thonus confusus* JANA & BAQRI, 1982. Well, the first of them belongs now to the genus *Takamangai*. The second was renamed as *Eudorylaimus retractus* by THORNE (1975) being a junior homonym of the first which was meanwhile transferred to the genus *Eudorylaimus*. Nevertheless, after putting *D. confusus* in *Takamangai*, the homonymy between these “*confusus*” species of THORNE does not exist more — they are not congeneric this time — therefore I retain the original name *Eudorylaimus confusus* as valid, and declare *E. retractus* as an objective synonym of that (Rules, 59 d). The third species, *confusus* of JANA and BAQRI, is regarded now as a *Labronema*.

3) *Takamangai eroshenkoi* nom. n. — In 1976 EROSHENKO described and illustrated a species under the name “*Pungentus parvus* (THORNE, 1939)”. His species may not be identical with THORNE’s: the true *parvus* is opisthodelphic, the Russian nematode amphidelphic.

4) *Thonus accentuatus* (THORNE & SWANGER, 1936). — This species is probably a *Fylencholaimus*: *T. accentuatus* (THORNE & SWANGER, 1936. comb. n.

5) *Thonus digiticaudatus* (SCHUURMANS STEKHOVEN, 1951). — I prefer regarding this species as a species inquirenda.

6) *Thonus garhwaliensis* AHMAD, NATH & HAIDER, 1986. — The original paper was unfortunately not obtainable.

7) *Thonus harwariensis* (COBB, 1906). — Maybe this species belongs to *Takamangai*, its description is however too meagre; a species inquirenda.

8) *Thonus metobtusicaudatus* (SCHUURMANS STEKHOVEN & TEUNISSEN, 1938). — Probably more than one species were mixed in the description (small and big animals); a species inquirenda.

9) *Thonus odhneri* (ALLGÉN, 1951) and *Thonus planipediis* (MERZHHEEVSKAJA, 1951). — I prefer regarding them as *Aporcelaimellus*: *A. odhneri* (ALLGÉN, 1951) comb. n. and *A. planipediis* (MERZHHEEVSKAJA, 1951) comb. n.

10) *Thonus projectus* (THORNE, 1939). — Owing to the long and slender spear and the presence of small vestibular plates this species seems to be a *Pungentus*: *P. projectus* (THORNE, 1939) comb. n.

11) In my paper 1986 I transferred the following species to the genus *Thonus*: *Thonus brevides* (THORNE & SWANGER, 1936), *T. minutus* (BÜTSCHLI, 1873), *T. nitidus* (COBB in THORNE & SWANGER, 1936), *T. sodakus* (THORNE, 1974), *T. solus* (ANDRÁSSY, 1962) and *T. vanrosseni* (LOOF, 1971). All of them were described in female forms only, so that their taxonomic position is rather uncertain. For the moment I better leave them in the genus *Eudorylaimus*.

12) *Thonus annae* VAN REENEN & HEYNS, 1968, *T. christiani* VAN REENEN & HEYNS, 1968 and *T. surikae* VAN REENEN & HEYNS, 1968. — These very closely related species described from South Africa strongly differ from other *Thonus* species by the long expanded part of oesophagus and the back position of dorsal oesophageal gland. In this respect and in the combination of other characteristics (head shape, not sclerotized vulva etc.) they even differ from every further species of the subfamily. I prefer placing them under the family Tylencholaimidae.

#### Key to species of *Takamangai*

- 1 Small species, shorter than 1 mm ..... 2
- Larger species, 1 mm or longer (to 2.7 mm) ..... 7
- 2 Vulva far back, near 70% of body length. — ♀: L=0.6 mm; a=24; b=3.5; c=77; V=68%; c'=0.8. ♂: unknown. (Switzerland, Australia.) ..... **minima** (STEINER) 3
- Vulva not so back, at most in 60% of body length ..... 3
- 3 Very small animal (0.4 mm); oesophagus longer than 1/3 body length. — ♀: L=0.4 mm; a=28; b=2.4; c=21; V=53%; c'=1. ♂ unknown. (Uzbekistan.) ..... **pavlovskii** (TULAGANOV)
- Bigger animals (0.6–0.9 mm); oesophagus shorter than 1/3 body length ..... 4
- 4 Cuticle of tail with numerous blisters. — ♀: L=0.7–0.9 mm; a=19–25; b=3.3–3.6; c=44–52; V=53–59%; c'=1. ♂: unknown. (Russia [Far East].) ..... **mediana** (EROSHENKO)
- Cuticle of tail without blisters ..... 5
- 5 Anterior gonad conspicuously shorter than posterior. — ♀: L=0.8 mm; a=24–26; b=3.6–3.8; c=41–48; V=55–60%; c'=0.8–1. ♂: unknown. (Holland, Germany, Poland, Austria, Czechoslovakia, Romania, Yugoslavia, Spain, Estonia, Lithuania, Moldavia, Russia, Georgia, Turkmenia, Kirghizia, Kazakhstan, Tadjikistan, Azerbaijan, Israel, United States [Utah], Australia.) ..... **ettersbergensis** DE MAN
- Gonads about equal in length ..... 6
- 6 Lips angular, well offset; aperture 1/3 spear length. — ♀: L=0.6–0.7 mm; a=23–26; b=2.8–3.4; c=40–43; V=58–59%; c'=1. ♂: unknown. (Hungary.) ..... **pumila** (ANDRÁSSY)
- Lips rounded, hardly offset; aperture 1/4 spear length. — ♀: L=0.8 mm; a=23; b=4.1; c=37; V=52%; c'=1. ♂: unknown. (Russia [Far East], United States [Utah].) ..... **parvula** (THORNE & SWANGER)
- 7 Tail "spotted", with numerous blister-like structures ..... 8
- Tail without blister-like structures ..... 13
- 8 Spear longer, 21–24 μm ..... 9
- Spear shorter, 13–18 μm ..... 10
- 9 Tip of tail somewhat dorsally curved; body fairly robust (a=20). — ♀: L=1.0 mm; a=20; b=3.1; c=39; V=51%; c'=0.8–1. ♂: unknown. (Germany.) ..... **porosa** ZELL
- Tip of tail not curved dorsally; body slenderer (a=30). — ♀: L=1.2–1.5 mm; a=28–32; b=3.5–3.9; c=44–57; V=49–55%; c'=0.9–1.1. ♂: unknown. (Hungary, India.) ..... **himala** (JAIRAJPURI & AHMAD)
- 10 Body 1.0–1.4 mm long ..... 11
- Body 1.5–2.1 mm long ..... 12
- 11 Spear 13–14 μm, shorter than labial width. — ♀: L=1.1–1.3 mm; a=20–34; b=3.8–4.0; c=49–58; V=46–49%; c'=0.8. ♂: unknown. (Hungary, Russia [Far East].) ..... **eroshenkoi** nom. n.

- Spear 16–17  $\mu\text{m}$ , longer than labial width. — ♀: L=1.2–1.4 mm; a=25–32; b=3.3–3.9; c=43–56; V=53–58%; c'=1.2. ♂: L=1.3–1.4 mm; a=28–34; b=3.6–3.7; c=44–52; PO: 4. (Russia [Far East]). ..... *gracilis* (EROSHENKO)
- 12 Oesophagus expanded posterior to its middle (about in 60%); prerectum equal in length with body width. — ♀: L=1.5–2.0 mm; a=33–41; b=4.2–5.0; c=58–71; V=49–50%; c'=0.8. ♂: L=1.5–2.0 mm; a=47; b=5; c=83; PO: 10–14. (Holland, Germany, Poland, Spain, Italy, United States [Utah]). ..... *circulifera* (LOOF)
- Oesophagus expanded slightly anterior to its middle; prerectum 2–3 times longer than body width. — ♀: L=1.6–2.1 mm; a=37; b=4.3; c=55; V=51%; c'=1.1. ♂: unknown. (Pakistan, United States [South Dakota]). ..... *saccata* (THORNE)
- 13 Spear 11–14  $\mu\text{m}$  long ..... 14
- Spear 16–30  $\mu\text{m}$  long ..... 21
- 14 Labial region distinctly separated from neck ..... 15
- Labial region practically not separated from neck ..... 19
- 15 Vulva anterior to middle of body (in 46–47%). — ♀: L=1.4 mm; a=26; b=5.7; c=54; V=46–47%; c'=1. ♂: unknown. (Poland, Uzbekistan, Georgia, Kazakhstan.) ..... *dogiellii* (TULAGANOV)
- Vulva posterior to middle of body (in 52–62%) ..... 16
- 16 Males with 16 supplements. — ♀: L=0.95 mm; a=20; b=3.5; c=51; V=59%; c'=1. ♂: L=1.0 mm; a=29; b=4.1; c=45; PO:16. (Poland, France, Yugoslavia, Italy.) ..... *kaszabi* (ANDRÁSSY)
- Males with 3–9 supplements ..... 17
- 17 Small species, 1.0–1.2 mm. — ♀: L=1.0–1.2 mm; a=20–21; b=3.2–3.5; c=40–56; V=52–60%; c'=1. ♂: L=1.0–1.2 mm; a=27–28; b=3.1–3.8; c=37–52; PO:5–8. (Czechoslovakia, Poland, Hungary, Sweden, South Africa, United States [South Dakota]). ..... *nothus* (THORNE)
- Larger species, 1.5–1.8 mm ..... 18
- 18 Supplements 3–5. — ♀: L=1.5–1.8 mm; a=39–50; b=3.8–4.9; c=63–82; V=55–62%; c'=0.8–1. ♂: L=1.6–1.8 mm; a=44–54; b=4.2–4.9; c=60–77; PO:3–5. (India.) ..... *tropica* (JANA & BAQRI)
- Supplements 9. — ♀: L=1.5 mm; a=30; b=4.2; c=56; V=53%; c'=0.8–0.9. ♂: L=1.6 mm; a=28; b=3.9; c=62; PO:9. (United States [South Dakota]). ..... *major* (THORNE)
- 19 Prerectum 4–6 anal diameters long. — ♀: L=1.7 mm; a=40; b=4.6; c=60; V=47%; c'=1. ♂: unknown. (United States [South Dakota]). ..... *elegans* (THORNE)
- Prerectum 2–3 anal diameters long ..... 20
- 20 Labial papillae somewhat elevated. — ♀: L=1.6–1.9 mm; a=38; b=4.8; c=66; V=48%. ♂: unknown. (India, United States [North and South Dakota]). ..... *cylindrica* (THORNE)
- Labial papillae not elevated. — ♀: L=1.5 mm; a=35; b=4.3; c=60; V=47%; c'=1. ♂: unknown. (United States [South Dakota]). ..... *balda* (THORNE)
- 21 Posterior body end slightly but conspicuously swollen with strongly thickened cuticle; head continuous with neck. — ♀: L=1.5–2.1 mm; a=33–40; b=4.0–4.7; c=70–120; V=50%. ♂: unknown. (Holland, Germany, Denmark, Great Britain, Switzerland, Czechoslovakia, Yugoslavia, Italy, Russia, Belorussia, Lithuania, Georgia, Uzbekistan, Azerbaijan, Egypt, Jamaica.) ..... *rhopalocercus* (DE MAN)
- Posterior body end not swollen, cuticle normal; head well set off ..... 22
- 22 Body length 2 mm or more ..... 23
- Body length 1.5 mm or less ..... 25
- 23 Body 2.5 mm or so; spear 30  $\mu\text{m}$  long. — ♀: L=2.5–2.7 mm; a=37–38; b=4.2–4.6; c=36–39; V=51–59%; c'=0.6–0.8. ♂: unknown. (Pakistan.) ..... *goldeni* (KHAN & FATIMA)
- Body 2 mm long; spear shorter than 25  $\mu\text{m}$  ..... 24
- 24 Tail bluntly conoid, somewhat longer than anal body diameter. — ♀: L=2.0 mm; a=39; b=4.5; c=63; V=51%; c'=1.2. ♂: L=1.8 mm; a=41; b=5.2; c=63; PO:7–9. (Georgia, United States [Utah]). ..... *brachycephalus* (THORNE & SWANGER)
- Tail hemispheroid, shorter than anal body diameter. — ♀: L=1.9 mm; a=33–34; b=4.4–4.5; c=76–83; V=53–54%; c'=0.8. ♂: L=1.6–2.1 mm; a=36–37; b=4.3; c=62–83; PO:7–9. (Holland, Denmark, Czechoslovakia, Georgia, Zaire.) ..... *laticollis* (DE MAN)
- 25 Head continuous with adjacent neck. — ♀ unknown. ♂: L=1.1–1.5 mm; a=21–28; b=3.5–4.4; c=48–60; PO:9–13. (Hungary, Uzbekistan) ..... *lauta* (ANDRÁSSY)
- Head distinctly offset ..... 26
- 26 Tail broadly rounded, hemispheroid. — ♀: L=1.3 mm; a=27–28; b=4.2–4.3; c=61–65; V=60%. ♂ unknown. (Switzerland.) ..... *steineri* (THORNE & SWANGER)
- Tail conoid-rounded ..... 27

- 27 Spear shorter than labial diameter, aperture  $\frac{1}{2}$  of its length. — ♀: L=1.3–1.6 mm; a=21–28; b=3.3–4.7; c=49–61; V=51–59%; c'=0.7–0.8. ♂ unknown. (New Zealand.) ..... *waenga* YEATES  
 — Spear as long as or longer than labial diameter, aperture  $\frac{1}{2}$  of its length ..... 28
- 28 Ventromedial supplements 4, widely spaced. — ♀: L=1.3 mm; a=33; b=5.2; c=50; V=56%; c'=1.1. ♂: L=1.3 mm; a=33; b=5.2; c=50; PO:4. (Uzbekistan, United States [California]) .....  
 ..... *confusa* (THORNE)  
 — Ventromedial supplement 9–11, almost contiguous. — ♀ unknown. ♂: L=1.0–1.1 mm; a=27–31; b=4.1–4.3; c=46–48; PO:9–11. (Hungary.) ..... *pusilla* (ANDRÁSSY)

### Genus *Talanema* gen. n.

Qudsianematidae, Qudsianematinae. Body of middle length, 0.9 to 1.8 mm, moderately slender. Cuticle smooth, subcuticle finely striated. Head well offset, lips separate. Amphids dorylaimid. Spear 19–27  $\mu$ m, as long as or somewhat longer than labial width, fairly thick; aperture occupying nearly  $\frac{1}{2}$  of its length. Guiding ring double. Oesophagus enlarged near middle. Preectum comparatively short. Vulva in 50–62% of body length, with sclerotized lips. Female genital system amphidelphic. Spermatozoa fusiform. Spicula dorylaimid. Ventromedial supplements beginning at level with spicula, 15–27 in number, closely spaced. Female tail rounded with subdigitate or digitate tip, as long as or shorter than anal body width; male tail similar but with less expressed tip.

Type species: *Labronema mauritiense* WILLIAMS, 1958 = *Talanema mauritiense* (WILLIAMS, 1959) comb. n.

The genus resembles both *Labronema* THORNE, 1939 and *Takamangai* YEATES, 1967 but differs from them in some definitive characters. It differs from *Labronema* in having a transverse vulva, subdigitate tail and non-contiguous supplements, from *Takamangai* in having a double guiding ring, a subdigitate tail and higher number of supplements, from both of them in position of the hindmost supplement(s).

Soil nematodes distributed in Europe (1 species), Asia (4 species), Africa (2 species), North America (1 species) and South America (1 species).

"*Tala*" is composed of the first letters of *Takamangai* and *Labronema*, respectively.

Four species:

- T. digitatum** (SUKUL, DAS & MITRA, 1975) comb. n.  
*Labronema digitatum* SUKUL, DAS & MITRA, 1975
- T. mauritiense** (WILLIAMS, 1959) comb. n.  
*Labronema mauritiense* WILLIAMS, 1959
- T. pararapax** (AHMAD & JAIRAJPURI, 1982) comb. n.  
*Labronema pararapax* AHMAD & JAIRAJPURI, 1982
- T. pygmaeum** (HEYNS, 1963) comb. n.  
*Labronema pygmaeum* HEYNS, 1963

### Remarks

*Talanema mauritiense* (WILLIAMS, 1959) and *T. pygmaeum* (HEYNS, 1963) are possibly conspecific.



- 1 Female tail with digitate tip ..... 2  
 — Female tail with subdigitate tip ..... 3
- 2 Spear 19—20  $\mu\text{m}$  long; tail tip at male much shorter than at female. — ♀: L=1.3—1.4 mm; a=26—28; b=4.1—4.3; c=50—54; V=50—53%. ♂: L=1.3—1.4 mm; a=28—32; b=4.1—4.7; c=49—59; PO:25—27. (India.) ..... **digitatum** (SUKUL, DAS & MITRA)
- Spear 25—27  $\mu\text{m}$  long; tail tip at male as long as at female. ♀: L=1.5—1.8 mm; a=26—30; b=4.0—4.6; c=43—63; V=56—59%. ♂ unknown. (India, Nepal.) ..... **pararapax** (AHMAD & JAIRAJPURI)
- 3 Vulva in 53%. — ♀: L=0.9—1.2 mm; a=18—23; b=3.6—4.1; c=54—66%; V=53%. ♂ unknown. (Russia [Far East], South Africa.) ..... **pygmaeum** (HEYNS)
- Vulva in 58—62%. — ♀: L=1.1—1.5 mm; a=30—34; b=3.3—4.1; c=43—56; V=58—62%. ♂: L=1.5 mm; a=33; b=4.3; c=54—60; PO:21—24. (Spain, India, Mauritius, United States [Nebraska, South Dakota], Venezuela, Brazil.) ..... **mauritiense** (WILLIAMS)

### Genus *Crassogula* gen. n.

Qudsianematidae, Qudsianematinae. Large animals, about 3 mm. Cuticle smooth. Head sharply offset, lips separate. Amphids more or less triangular. Spear of middle length, close to 40  $\mu\text{m}$ , longer than cephalic diameter; aperture  $\frac{1}{3}$  of its length. Guiding ring double but thin. Oesophagus gradually expanded, unusually thick and muscular also in its anterior half. First pair of subventral oesophageal nuclei very small. Prerectum short. Vulva transverse, sclerotized. Female gonads paired, well developed. Spermatozoa comparatively very small, elongate. Spicula slender, dorylaimid. Preocloacal space present. Supplements near 30, minute and densely arranged. Tail in both sexes similar, broadly rounded, shorter than anal body width.

Type species: *Crassogula torosa* sp. n.

*Crassogula* differs from every other blunt-tailed genus in the family by the heavily muscular anterior part of oesophagus, the very small anterior pair of subventral nuclei, the unusually minute spermatozoa and the small and pearl-shaped supplements. It resembles *Labronema* THORNE, 1939 and *Takamangai* YEATES, 1967 but differs beside the characters mentioned above from *Labronema* also by the transverse vulva, and from *Takamangai* also by the number and arrangement of male supplements.

Limnophilic nematodes, known in South America.

One species:

#### C. *torosa* sp. n.

- ♀: L=3.3 mm; a=32; b=4.9; c=99; V=46%; c'=0.5. ♂: L=2.6—2.7 mm; a=26—30; b=3.9—4.1; c=72—80; PO:30—33. (Ecuador.) ..... **torosa** sp. n.

### Genus *Skibbenema* VAN REENEN & HEYNS, 1986

Qudsianematidae, Qudsianematinae. Body hardly 1 mm long. Cuticle smooth. Head rounded, not separate, lips amalgamated. Amphids caliciform. Spear straight, 9—12  $\mu\text{m}$  long, aperture  $\frac{1}{3}$  of its length. Anterior part of oesophagus separated by a constriction from the basal part, the latter being slenderer in its anterior fifth than farther back. Prerectum short. Vulva transverse, sclerotized, in 53—55% of body length. Female genital system amphidelphic. Tail short and rounded. Male unknown.

Type species: *Skibbenema constrictum* VAN REENEN & HEYNS, 1986.

*Skibbenema* is briefly characterized by the shape of oesophagus.

Soil-inhabiting animals, known in Africa.

One species:

**S. constrictum** VAN REENEN & HEYNS, 1986

— ♀: L=0.9 mm; a=30–33; b=3.6–4.0; c=42–52; V=53–55%; c'=0.9–1.1. ♂ unknown. (South Africa.)  
..... **constrictum** VAN REENEN & HEYNS

Genus **Torumanawa** YEATES, 1967

Qudsianematidae, Qudsianematinae. Moderately large nematodes, 1.5–2.3 mm. Cuticle with fine transverse annulation. Head offset, lips separate. Amphids stirrup-shaped. Spear 12–15  $\mu$ m, shorter than labial diameter; aperture occupying about half its length. Guiding ring simple. Oesophagus enlarged near middle, characterized by the unusual anterior position of dorsal and ventrosubmedial nuclei. Cardia connected with three free glands. Prerectum of medial length. Vulva transverse, sclerotized, in 48–56% of body length. Gonads paired. Spicula dorylaimid, spermatozoa elongate-oval. Ventromedial supplements numerous (19–28), contiguous, preloocal space present. Tail similar in both sexes, conoid-rounded with blunt terminus, about as long as anal body diameter.

Type species: *Torumanawa wahapuensis* YEATES, 1967.

This genus is not a typical member of the family Qudsianematidae. Due to some characters — position of oesophageal nuclei and presence of cardiac glands — it shows some affinity to the Aporcelaimidae. The reason I prefer to order it under the former family is to be found in shape of head and oral opening both being typical for this family. *Torumanawa* shows some resemblances to *Takamangai* YEATES, 1967 but in the cardiac and oesophageal structure and in the presence of several unspaced supplements it can be easily distinguished from that.

Both the known species live in dune sand soils. They occur in Europe and New Zealand.

Two species:

**T. litoralis** DAS, KHAN & LOOF, 1969

**T. wahapuensis** YEATES, 1967

**Remarks**

*Eudorylaimus paracirculifer* BRZESKI, 1962. — The taxonomic position of this round-tailed species is uncertain. In 1986 I transferred it to the genus *Thonus* THORNE, 1974 (due to its general habit, short and hemispheroid tail). In the comparatively great number of contiguous male supplements, however, it resembles the genus *Torumanawa* YEATES, 1967. Unfortunately the exact structure of oesophagus and cardia was left unmentioned in the original description.

*Key to species of Torumanawa*

- 1 Tail conoid-rounded; male supplements 19–23. — ♀: L=2.0–2.3 mm; a=42–52; b=5.3–5.8; c=61–79; V=52–56%; c'=1. ♂: L=1.9–2.1 mm; a=49–53; b=4.9–5.2; c=63–86; PO:19–23. (Holland.) ..... **litoralis** DAS, KHAN & LOOF  
— Tail more hemispheroid; male supplements 22–28. — ♀: L=1.5–2.0 mm; a=27–44; b=3.8–5.3; c=47–93; V=48–56%; c'=0.6–0.9. ♂: L=1.5–1.9 mm; a=30–57; b=4.3–5.3; c=64–92; PO:22–28. (New Zealand.) ..... **wahapuensis** YEATES

## Description of new species

### *Allodorylaimus meridianus* sp. n.

(Fig. 1A–D and 2A–C)

♀: L=1.41–1.62 mm; a=28–33; b=4.2–4.3; c=47–59; V=49–50%; c'=1.2–1.3.

♂: L=1.36–1.76 mm; a=35–40; b=4.0–4.2; c=58–71; c'=0.8–1.1.

Body assumes ventral curvature after killing, 48–52 (♀) or 38–43 (♂)  $\mu\text{m}$  wide in mid-region. Cuticle consisting of two distinct layers, the outer one being "darker"; 1.7–2.0  $\mu\text{m}$  thick. Head separated by a constriction, 15–17  $\mu\text{m}$  wide; body at proximal end of oesophagus 2.5–2.8 times as wide as head. Lips well separate, globular. Amphids 8.5–9.5  $\mu\text{m}$  wide, almost quadrangular and somewhat asymmetrical.

Spear 16–17  $\mu\text{m}$ , practically as long as cephalic diameter, thicker than cuticle at the same level; aperture nearly  $\frac{1}{2}$  of its length. Guiding ring thin. Oesophagus 330–430  $\mu\text{m}$  long, shorter than the distance between its posterior end and vulva, in 47–50% enlarged. Dorsal gland nucleus large. Cardia hemispheroid, with a dorsal gland-like body. Prerectum 1.6–2 times as long as anal body width.

Female gonads paired, each 4–5 body diameters long. Vulva transverse with strongly cuticularized inner lips; vagina 26–29  $\mu\text{m}$  long. Each end of uterus provided with a large, rounded spermatheca filled with 4–4.5  $\mu\text{m}$  long rounded-oval spermatozoa. Distance between vulva and anus 22–24 times as long as tail.

Female tail 27–30  $\mu\text{m}$ , 1.2–1.3 times as long as anal body width, conoid, ventrally arcuate, more or less digitiform in its posterior half with finely rounded tip. Two pairs of subdorsal papillae present.

Spicula 47–49  $\mu\text{m}$  long, distal bifurcate. Prerectum in male longer than in female, almost reaching to the anteriormost supplement. Ventromedial supplements 9–11 (9, 10, 10, 10, 11 in the five males examined), small, widely spaced; the 2–3 hindmost of them levelling with spicula. Tail 20–30  $\mu\text{m}$  long, comparatively shorter than in female, strongly bent ventrally. Tip of tail finely rounded. Only three pairs of caudal papillae present.

Brief characteristics: *Allodorylaimus* with moderately long body, strongly separated head, large rounded lips, broad amphids, large-apertured spear, transverse vulva, rounded spermatozoa, bifurcate spicula and digitate tail.

Holotype: ♂ on the slide No. A-11866. Paratypes: 3 females, 4 males and 2 juveniles.

Type locality: Chimborazo, Ecuador, 4600 m above sea level, soil from a planted pine wood, October 1985. Coll. I. LOKSA and A. ZICSI.

Among the *Allodorylaimus* species known in the present, 15 show conoid, ventrally arcuate tail. The new species belongs to the smaller representatives of this group and is closest to those three species in which the labial region is strongly separated from neck: *A. allgeni* (ANDRÁSSY, 1958), *A. holdemani* (ANDRÁSSY, 1959) and *A. robustus* (THORNE, 1974). It can be easily distinguished from them in having a digitate, hook-shaped tail, large, almost quadrangular amphids and forked spicula.

It is worthy of mention that bifurcate spicula may occur in other *Allodorylaimus* species as well, e.g. in *A. granuliferus* (COBB, 1893), *A. diadematus* (COBB in THORNE & SWANGER, 1936) and *A. americanus* ANDRÁSSY, 1986. It is not impossible that these species form a separate group and later can be segregated at generic level. Their spermatozoa are rounded-oval, never fusiform.

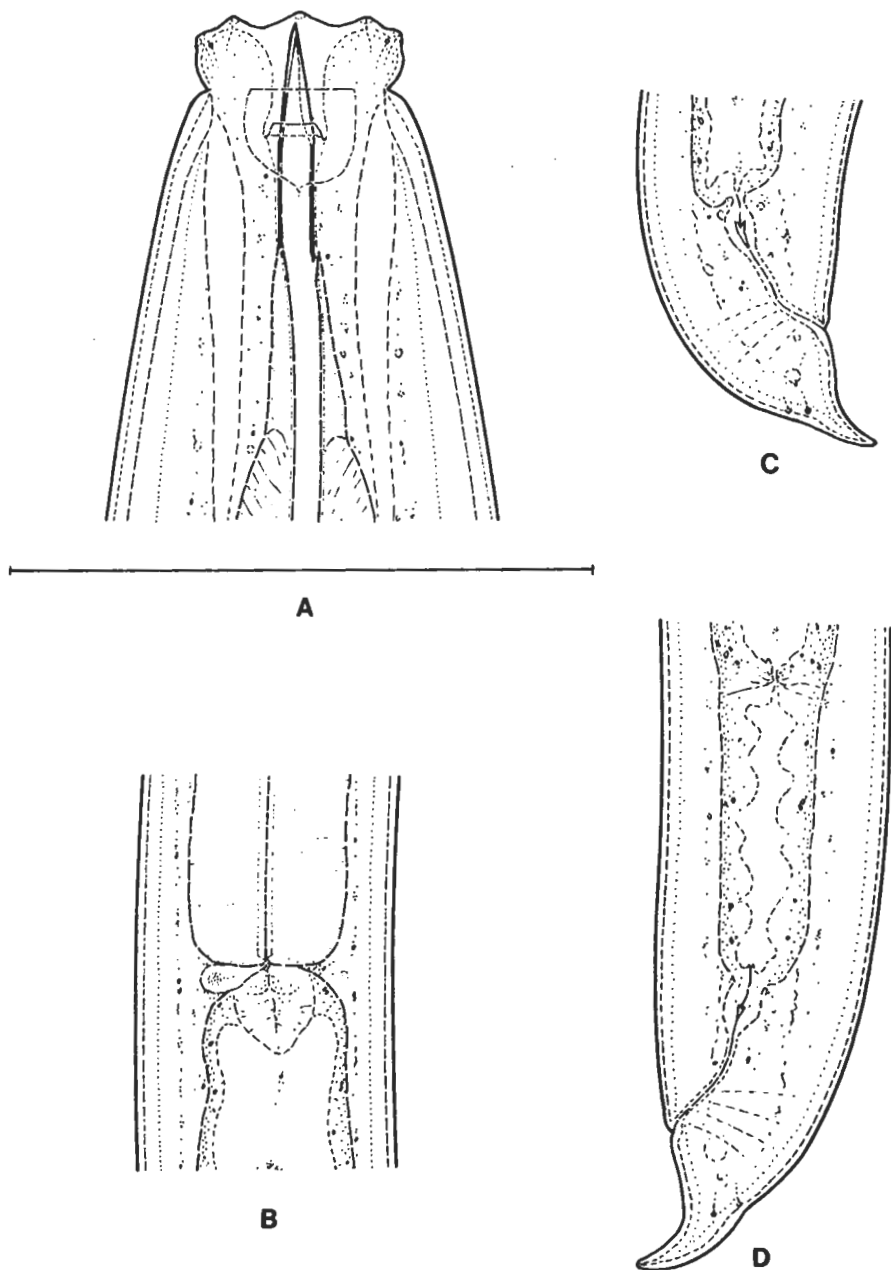


Fig. 1. *Allodorylaimus meridianus* sp. n. A: anterior end, and body width at posterior end of oesophagus ( $\times 1800$ ); B: cardial region ( $\times 760$ ); C—D: posterior ends of two females ( $\times 760$ )

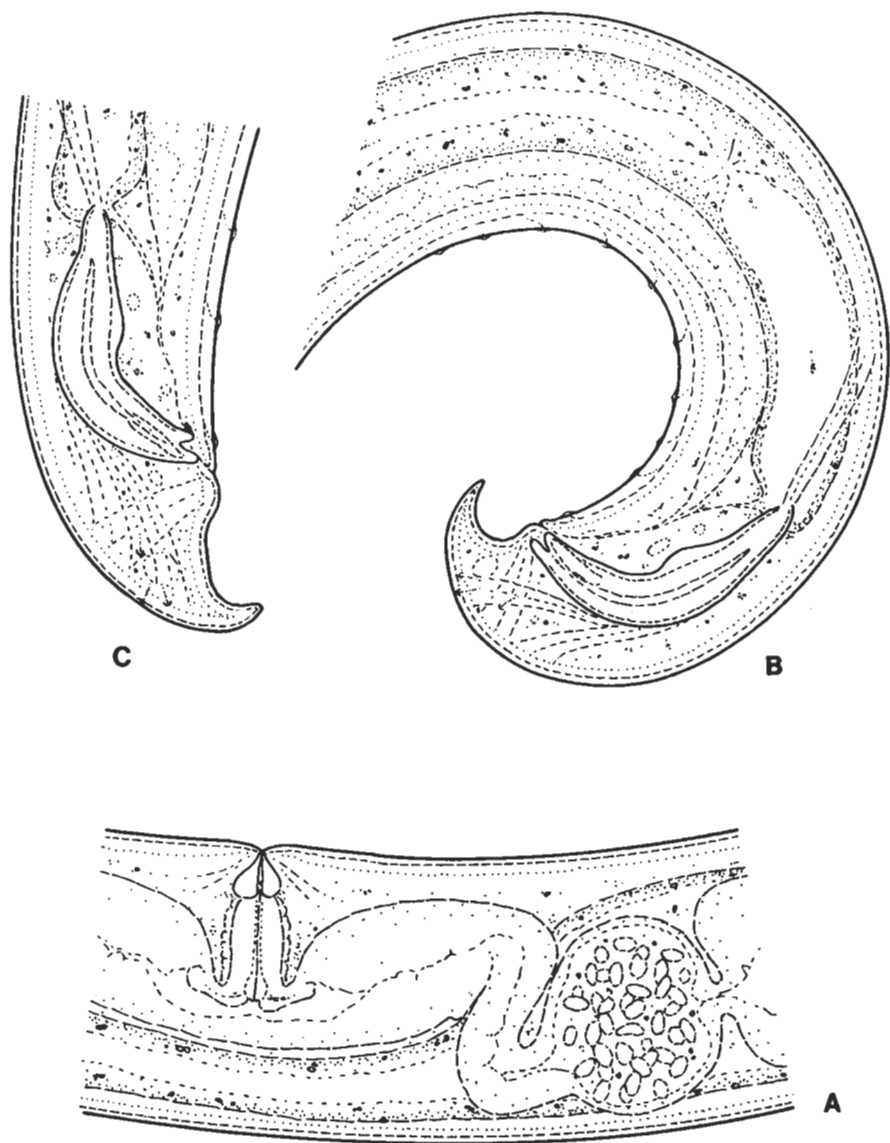


Fig. 2. *Allodorylaimus meridianus* sp. n. A: vulval region ( $\times 760$ ); B: posterior body of male ( $\times 760$ ); C: posterior end of another male ( $\times 760$ )

*Ecumenicus proprius* sp. n.

(Fig. 3A–F)

♀: L=0.87–1.10 mm; a=30–34; b=3.4–4.2; c=25–29; V=37–41%; c'=1.8–1.9.

Body ventrally curved, 28–33  $\mu$ m wide. Cuticle smooth, very thin, 0.9–0.9  $\mu$ m on mid-body, only on tail thicker. Head 11–12  $\mu$ m wide, separated from neck; lips angular. Body at proximal end of oesophagus 2.3–2.6 times as wide as head. Amphids with small opening,  $\frac{1}{4}$ – $\frac{1}{5}$  of corresponding body width.

Spear 13–14  $\mu$ m, 1.1–1.2 times as long as cephalic diameter, thicker than cuticle at the same level; aperture about  $\frac{2}{5}$  of its length. Oesophagus 250–270  $\mu$ m long, in 53–57% expanded, dorsally humped in the expansion region. Oesophageal gland nuclei rather obscure. Cardia short and rounded. Rectum somewhat, prerectum 1.8–2 times longer than anal body width. The latter always showing a short caudal sack.

Female gonad mono-opisthodelphic, 4–6 times as long as body width. Vulva transverse, vulval lips well sclerotized. Prevulval uterine sack practically absent. Egg 94×26  $\mu$ m, three times as long as body diameter. Distance between posterior end of oesophagus and vulva 100–148  $\mu$ m, 3.3–5 body diameters; oesophagus 1.7–2.5 times as long as that distance.

Anal-anus distance 14–17 times as long as tail. This latter 35–37  $\mu$ m, 1.8–1.9 anal diameters, conoid, ventrally arcuate, with rounded tip. Posterior  $\frac{1}{3}$  or  $\frac{2}{5}$  of tail "empty", without body content. Two pairs of subdorsal papillae present on tail.

Male not known.

Holotype: ♀ on the slide No. 12069. Paratypes: 4 females and 2 juveniles.

Type locality: New Caledonia, Ile des Pins, Pic N'Goa, humus and litter, May 1986, coll. J. BALOGH.

The genus *Ecumenicus* THORNE, 1974 was monotypic hitherto. In the present paper I put two further species into it, one from the genus *Pungentus* and one from *Indokochinema* (see there). *Ecumenicus proprius* sp. n. can be separated from all of them in having a ventrally arcuate tail (it is straight in the other species) and small-apertured amphids.

*Crassogula torosa* sp. n.

(Fig. 4A–C and 5A–D)

♀: L=3.26 mm; a=32; b=4.9; c=99; V=46%; c'=0.5.

♂: L=2.57–2.72 mm; a=26–30; b=3.9–4.1; c=72–80; c'=0.6–0.7.

Body ventrally curved after killing; posterior end of male strongly twisted. Body width 90–105  $\mu$ m. Cuticle smooth, 3.5–4  $\mu$ m on mid-body, 10  $\mu$ m on female tail tip. Head set off by constriction, 27–28  $\mu$ m wide, lips well separate, papillae protruding. Body at proximal end of oesophagus 3.1–3.3 times as wide as head. Amphids almost triangular, half as wide as corresponding body diameter.

Spear 37–38  $\mu$ m, 1.4 times as long as labial width, thicker than cuticle at the same level; aperture occupying nearly  $\frac{1}{2}$  the spear length. Guiding ring double but thin. Oesophagus 622–685  $\mu$ m long, unusually strong and muscular in its anterior part, gradually expanded in 48–50%. Dorsal nucleus close to expansion zone, the anterior pair of subventral nuclei very small, the posterior pair normal. Cardia conical, simple. Prerectum short, about 1.5 times as long as anal diameter.

Vulva transverse, strongly cuticularized, vagina 50  $\mu$ m, about half the width of body. On both sides of vulva, at 47 and 52  $\mu$ m from it, there is a flat and large papilla (or cuticular projection). Gonads paired, each branch 6–8 times as long as body width; each uterus contained an egg: 117–123×46–52  $\mu$ m.

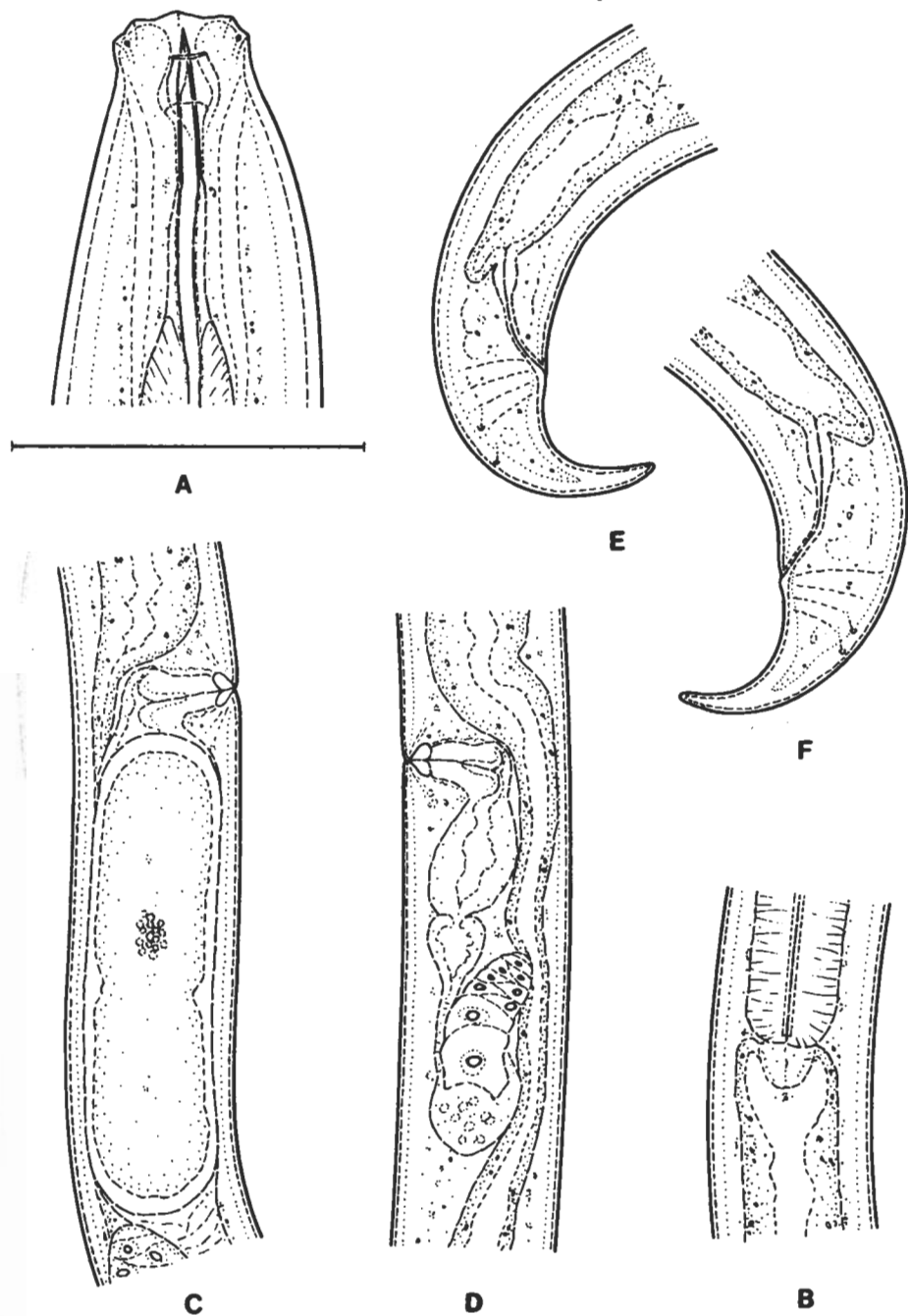


Fig. 3. *Ecumenicus proprius* sp. n. A: anterior end, and body width at proximal end of oesophagus ( $\times 1800$ ); B: cardial region ( $\times 760$ ); C—D: vulval regions of two females ( $\times 760$ ); E—F: tails of females ( $\times 760$ )

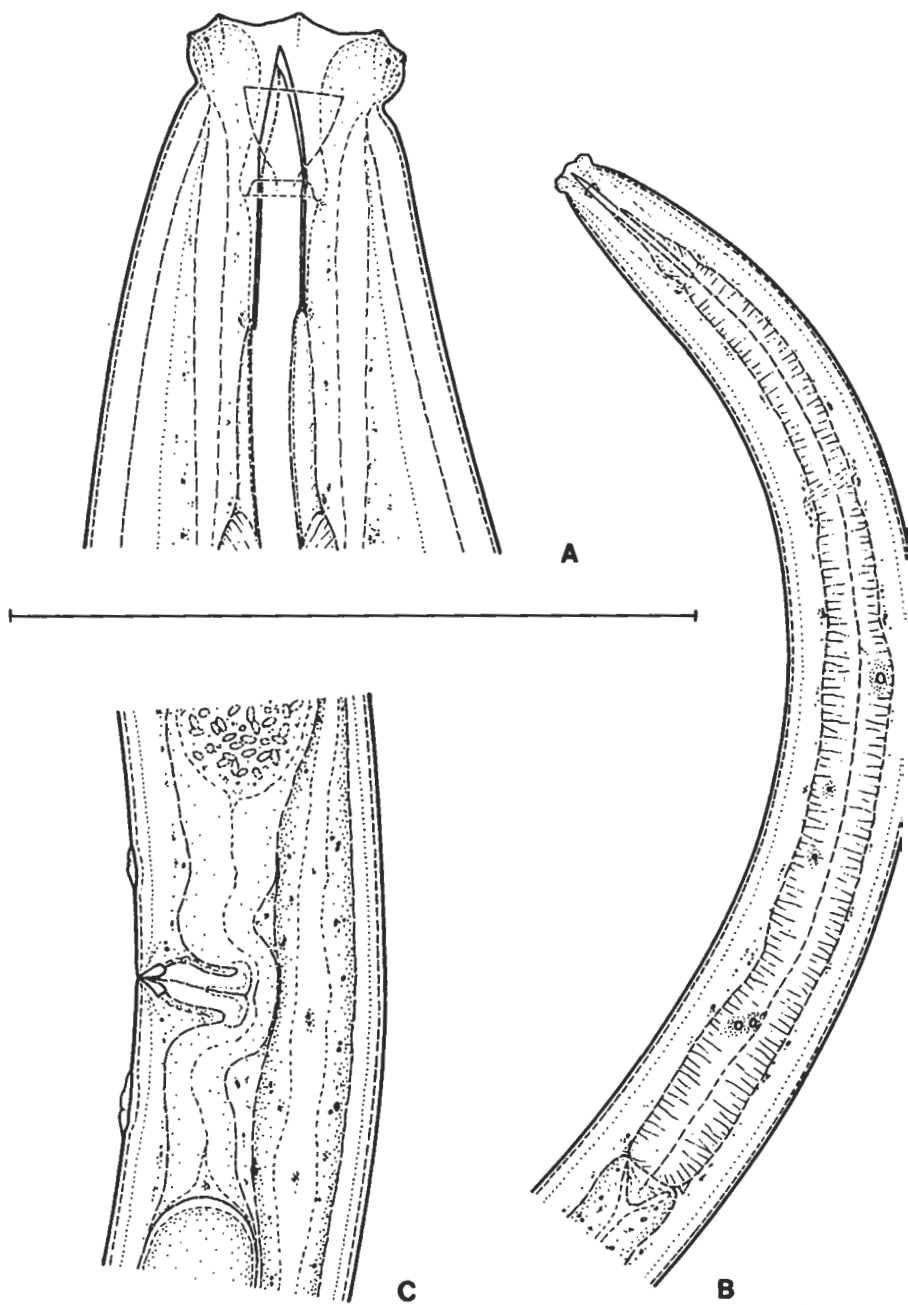


Fig. 4. *Crassogula torosa* gen. n., sp. n. A: anterior end, and body width at posterior end of oesoph (x1100); B: oesophagus (x240); C: vulval region (x320)



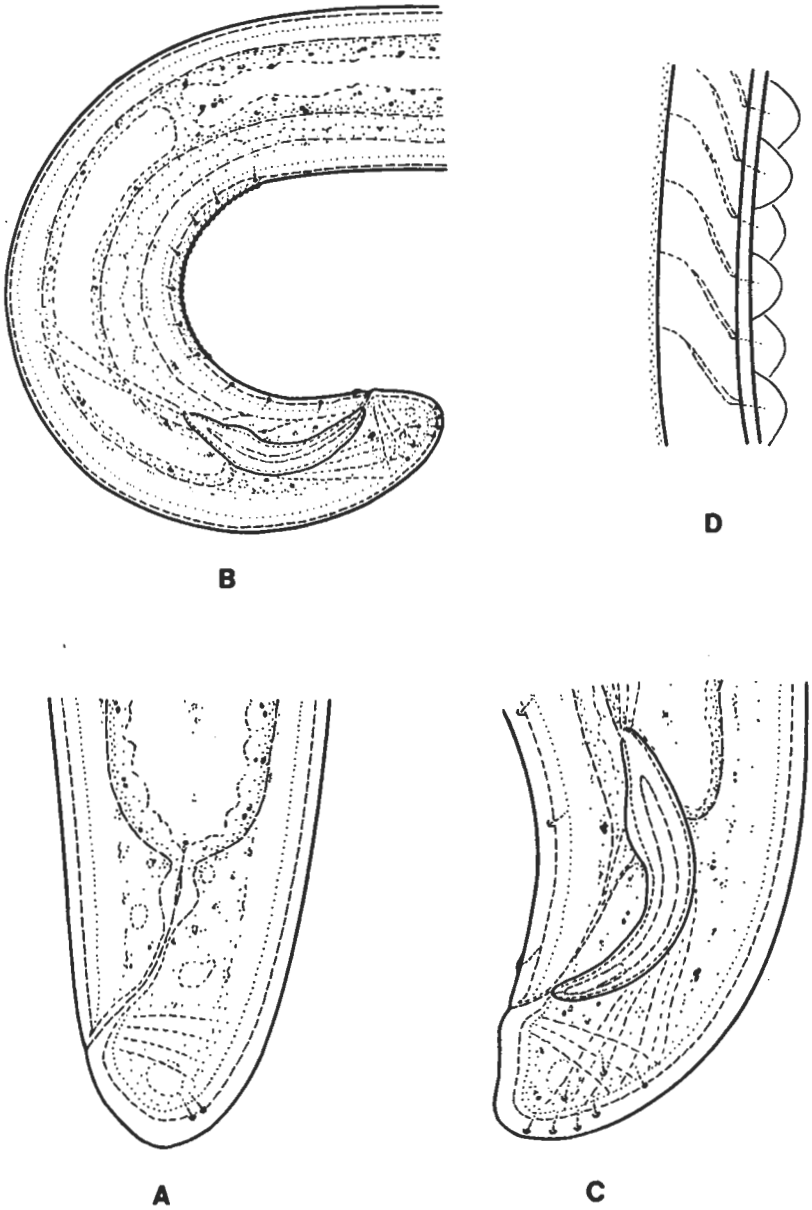


Fig. 5. *Crassogula torosa* gen. n., sp. n. A: female tail ( $\times 480$ ); B: posterior end of male ( $\times 240$ ); C: male tail ( $\times 480$ ); D: ventromedial supplements ( $\times 1800$ )

Distance between vulva and anus 44 times as long as tail. Tail 35  $\mu\text{m}$ , half as long as anal body width, bluntly rounded, with two pairs of closely arranged subdorsal papillae.

Male tail 35–38  $\mu\text{m}$  long, 0.6–0.7 the anal body width, with 7 pairs of small papillae. Spermatozoa plum-stone-shaped, 8–9  $\mu\text{m}$ , comparatively very small, only  $1/11$ – $1/12$  of body diameter. Spicula slender, 94–112  $\mu\text{m}$  long, lateral guiding pieces short. One pair of plain adcloacal papillae and a contiguous, very densely arranged row of small, pearl-shaped supplements, 30–33 in number, present. It is interesting that the latter are not always arranged in a regular row but they alternate with each other. Between the anteriormost supplement and the cloaca 10–11 pairs of subventral papillae can be found.

Holotype:  $\sigma$  on the slide No. A–11941. Paratypes: 1 female and 2 males.

Type locality: Ecuador, Antisana, in 4200 m above sea level, submerged plants in a creek, October 1985. Coll. I. LOKSA and A. ZICSI.

In having large advulval papillae our new species somewhat resembles *Labronema vulvapatillatum* (MEYL, 1954) but cannot be confounded with that: the vulva of *L. vulvapatillatum* is clearly longitudinal (see ANDRÁSSY, 1962; LOOF and GROOTAERT, 1981). Moreover, *Crassogula torosa* differs by a number of further features from MEYL's species at generic level.

### Present status of the species of Qudsianematidae

<i>aberrans</i> THORNE, 1967, Carcharoides .....	<i>Caryboca</i> ; comb. n.
<i>abyssinicum</i> FILIPJEV, 1931, Chrysonema .....	Actincinae (?)
<i>accentuatus</i> THORNE & SWANGER, 1936, Dorylaimus .....	<i>Tylencholaimus</i> ; comb. n.
<i>acuticapitatus</i> FURSTENBERG & HEYNS, 1966, Discolaimus .....	<i>Discolaimus</i>
<i>acuticauda</i> DE MAN, 1880, Dorylaimus .....	<i>Eudorylaimus</i> ; ANDRÁSSY, 1959
<i>acutiens</i> SCH. STEKHOFEN, 1951, Dorylaimus .....	inqu.
<i>acutus</i> THORNE & SWANGER, 1936, Dorylaimus .....	<i>Eudorylaimus</i> ; ANDRÁSSY, 1959
<i>adipatus</i> BRZESKI, 1962, Eudorylaimus .....	= <i>Dorydorella bryophila</i>
<i>aser</i> ANDRÁSSY, 1964, Eudorylaimus .....	<i>Laimydorus</i> ; ANDRÁSSY, 1986
<i>affinis</i> LOOF, 1964, Discolaimus .....	<i>Discolaimus</i>
<i>agilis</i> DE MAN, 1880, Dorylaimus .....	<i>Epidorylaimus</i> ; ANDRÁSSY, 1986
<i>agricolus</i> SAUER & ANNELS, 1986, Discolaimus .....	<i>Discolaimus</i>
<i>albionensis</i> VAN DER LINDE, 1938, Dorylaimus .....	inqu.
<i>albarosiccus</i> MERZHEEVSKAJA, 1951, Discolaimus .....	<i>Discolaimus</i>
<i>alleni</i> BRZESKI, 1962, Eudorylaimus .....	<i>Rhysocolpus</i> ; ANDRÁSSY, 1986
<i>algeni</i> ANDRÁSSY, 1958, Dorylaimus .....	<i>Allodorylaimus</i> ; ANDRÁSSY, 1986
<i>alpinus</i> STEINER, 1914, Dorylaimus .....	<i>Eudorylaimus</i> ; ANDRÁSSY, 1986
<i>altherri</i> TJPBKEMA, FERRIS & FERRIS, 1971, Eudorylaimus .....	<i>Eudorylaimus</i>
<i>alticola</i> MENZEL in HOFMÄNNER & MENZEL, 1914, Dorylaimus .....	<i>Labronema</i> ; THORNE, 1939
<i>amabile</i> JAIRAJPURI, 1965, Qudsianema .....	<i>Eudorylaimus</i> ; SIDDIQI, 1966
<i>americanus</i> ANDRÁSSY, 1986, Allodorylaimus .....	<i>Allodorylaimus</i>
<i>amylovorus</i> THORNE & SWANGER, 1936, Dorylaimus .....	<i>Aporcelaimellus</i> ; HEYNS, 1965
<i>andersoni</i> KHAN, 1989, Eudorylaimus .....	<i>Eudorylaimus</i>
<i>andrassyi</i> MEYL, 1955, Dorylaimus .....	<i>Allodorylaimus</i> ; ANDRÁSSY, 1986
<i>andrassyi</i> BAQRI & KHERA, 1975, Discolaimium .....	<i>Labronemella</i> ; ANDRÁSSY, 1985
<i>angelus</i> THORNE, 1974 Eudorylaimus .....	<i>Microdorylaimus</i> ; ANDRÁSSY, 1986
<i>angulosus</i> THORNE & SWANGER, 1936, Dorylaimus .....	<i>Epidorylaimus</i> ; ANDRÁSSY, 1986
<i>angusticephalus</i> STEINER, 1914, Dorylaimus .....	inqu.
<i>annae</i> VAN REENEN & HEYNS, 1986, Thonus .....	Tylencholaimidae
<i>antarcticus</i> STEINER, 1916, Dorylaimus .....	<i>Eudorylaimus</i> ; YEATES, 1970
<i>aquaticus</i> ELIAVA, 1968, Eudorylaimus .....	<i>Paradorylaimus</i> ; ANDRÁSSY, 1986
<i>aquilonarius</i> TJPBKEMA, FERRIS & FERRIS, 1971, Eudorylaimus .....	<i>Eudorylaimus</i>
<i>arcuatum</i> HUSAIN & SIDDIQI, 1967, Discolaimium .....	<i>Discolaimoides</i> ; comb. n.
<i>arcuicaudatum</i> FURSTENBERG & HEYNS, 1965, Discolaimium .....	<i>Discolaimoides</i> ; DAS, KHAN & LOOF, 1969

<i>arcus</i> THORNE & SWANGER, 1936, Dorylaimus .....	<i>Eudorylaimus</i> ; ANDRÁSSY, 1959
<i>arenarius</i> BUSSAU, 1991, Eudorylaimus .....	<i>Eudorylaimus</i>
<i>arenicola</i> ALTHERR, 1958, Dorylaimus .....	<i>Labronema</i> ; ANDRÁSSY, 1986
<i>arenicolus</i> YEATES, 1967, Discolaimus .....	= <i>Discolaimus major</i>
<i>asji</i> ALI, SURYAWANSHI & PRABHA, 1973, Discolaimium .....	<i>Discolaimium</i>
<i>asymmetricus</i> THORNE & SWANGER, 1936, Dorylaimus .....	= <i>Laevoides americanus</i>
<i>auritus</i> LORDELLO, 1955, Discolaimus .....	<i>Discolaimus</i>
<i>aurum</i> THORNE, 1929, Chrysonema .....	<i>Chrysonema</i>
<i>australe</i> YEATES, 1967, Crassolabium .....	<i>Discolaimium</i> ; comb. n.
<i>badensis</i> ZELL, 1986, Eudorylaimus .....	<i>Eudorylaimus</i>
<i>balduis</i> THORNE, 1974, Thonus .....	<i>Takamangai</i> ; comb. n.
<i>balticus</i> SCHULZ, 1935, Dorylaimus .....	<i>Aporcelaimus</i> ; ANDRÁSSY, 1986
<i>banaticus</i> KRŃJAIC & LOOF, 1975, Carcharolaimus .....	<i>Carcharodiscus</i> ; comb. n.
<i>bathybius</i> DADAY, 1906, Dorylaimus .....	<i>Labronema</i> ; ANDRÁSSY, 1960
<i>bediensis</i> SULTAN & SINGH, 1981, Carcharolaimus .....	<i>Carcharodiscus</i> ; comb. n.
<i>bicorticus</i> FURSTENBERG & HEYNS, 1966, Discolaimus .....	<i>Discolaimus</i>
<i>bokoeri</i> ANDRÁSSY, 1959, Dorylaimus .....	<i>Allodorylaimus</i> ; ANDRÁSSY, 1986
<i>bombilectoides</i> ALTHERR, 1965, Eudorylaimus .....	= <i>Eudorylaimus bombilectus</i>
<i>bombilectus</i> ANDRÁSSY, 1962, Eudorylaimus .....	<i>Eudorylaimus</i>
<i>brachycephalus</i> THORNE & SWANGER, 1936, Dorylaimus .....	<i>Takamangai</i> ; comb. n.
<i>brachyurum</i> HUSAIN & SIDDIQI, 1967, Discolaimium .....	<i>Discolaimium</i>
<i>brevidens</i> THORNE & SWANGER, 1936, Dorylaimus .....	<i>Eudorylaimus</i> ; ANDRÁSSY, 1959
<i>brevis</i> ALTHERR, 1952, Dorylaimus .....	<i>Eudorylaimus</i> ; ANDRÁSSY, 1959
<i>brevis</i> SIDDIQI, 1964, Discolaimus .....	= <i>Discolaimus texanus</i>
<i>brevispicatus</i> SCH. STEKHOVEN, 1951, Dorylaimus .....	<i>Mesodorylaimus</i> ; ANDRÁSSY, 1986
<i>brunettiae</i> MEYL, 1953, Dorylaimus .....	<i>Willinema</i> ; ANDRÁSSY, 1986
<i>bryophilus</i> DE MAN, 1880, Dorylaimus .....	<i>Dorydorella</i> ; ANDRÁSSY, 1986
<i>bulbiferus</i> COBB, 1906, Dorylaimus .....	<i>Discolaimoides</i> ; HEYNS, 1963
<i>bureshi</i> ANDRÁSSY, 1958, Dorylaimus .....	<i>Eudorylaimus</i> ; ANDRÁSSY, 1959
<i>calvus</i> THORNE, 1974, Oonaguntus .....	<i>Oonaguntus</i>
<i>capitatus</i> THORNE & SWANGER, 1936, Dorylaimus .....	<i>Aporcelaimellus</i> ; HEYNS, 1965
<i>carteri</i> BASTIAN, 1865, Dorylaimus .....	<i>Eudorylaimus</i> ; ANDRÁSSY, 1959
<i>carteri apicatus</i> MICOLETZKY, 1922, Dorylaimus .....	= <i>Eudorylaimus carteri</i>
<i>carteri brevicaudatus</i> MICOLETZKY, 1922, Dorylaimus .....	= <i>Eudorylaimus leuckarti</i>
<i>carteri littoralis</i> HOFMÄNNER, 1913, Dorylaimus .....	= <i>Eudorylaimus carteri</i>
<i>carteri profunda</i> HOFMÄNNER, 1913, Dorylaimus .....	= <i>Eudorylaimus carteri</i>
<i>carteri rotundatus</i> MICOLETZKY, 1922, Dorylaimus .....	= <i>Eudorylaimus consobrinus</i>
<i>centrocercus</i> DE MAN, Dorylaimus .....	<i>Eudorylaimus</i> ; ANDRÁSSY, 1959
<i>cephalatum</i> ANDRÁSSY, 1990, Discolaimium .....	<i>Discolaimium</i>
<i>cephalatus</i> SCH. STEKHOVEN, 1951, Dorylaimus .....	<i>Axonchium</i> ; ANDRÁSSY, 1986
<i>chauhani</i> BAQRI & KHERA, 1975, Aporcelaimellus .....	<i>Eudorylaimus</i> ; ANDRÁSSY, 1986
<i>chilense</i> ANDRÁSSY, 1967, Labronema .....	<i>Labronema</i>
<i>christiani</i> VAN REENEN & HEYNS, 1986, Thonus .....	Tylencholaimidae
<i>cinctus</i> COBB in THORNE & SWANGER, 1936, Dorylaimus .....	= <i>Allodorylaimus diadematus</i>
<i>circulifer</i> LOOF, 1961, Eudorylaimus .....	<i>Takamangai</i> ; comb. n.
<i>clavatum</i> BAQRI & KHERA, 1967, Discolaimium .....	<i>Discolaimium</i>
<i>cobbi</i> THORNE, 1938, Dorylaimus .....	= <i>Eudorylaimus truncatus</i>
<i>coloradensis</i> LOOF, 1971, Eudorylaimus .....	<i>Eudorylaimus</i>
<i>condamni</i> VANHA, 1893, Dorylaimus .....	<i>inqu.</i>
<i>confusus</i> THORNE, 1939, Dorylaimus .....	<i>Takamangai</i> ; comb. n.
<i>confusus</i> THORNE, 1974, Eudorylaimus .....	<i>Eudorylaimus</i>
<i>confusus</i> JANA & BAQRI, 1983, Thonus .....	<i>Labronema</i> ; comb. n.
<i>conicauda</i> DAREKAR & KHAN, 1979, Indokochinema .....	<i>Ecumenicus</i> ; comb. n.
<i>conicaudatus</i> THORNE, 1974, Eudorylaimus .....	<i>Eudorylaimus</i>
<i>coniceps</i> LOOF, 1975, Eudorylaimus .....	<i>Eudorylaimus</i>
<i>coniocardia</i> MONTEIRO, 1968, Discolaimoides .....	= <i>Discolaimoides bulbiferus</i>
<i>consobrinus</i> DE MAN, 1918, Dorylaimus .....	<i>Eudorylaimus</i> ; ANDRÁSSY, 1986
<i>constrictum</i> VAN REENEN & HEYNS, 1986, Skibbenema .....	<i>Skibbenema</i>
<i>conura</i> THORNE, 1939, Discolaimium .....	<i>Discolaimium</i>
<i>corii</i> LIEBERMANN, 1928, Dorylaimus .....	<i>Labronema</i> ; ANDRÁSSY, 1960
<i>crassicostatus</i> HEYNS & ARGO, 1969, Carcharolaimus .....	<i>Carcharolaimus</i>
<i>crassiformis</i> KREIS, 1924, Dorylaimus .....	<i>Makatinus</i> ; ANDRÁSSY, 1986
<i>curvatus</i> THORNE & SWANGER, 1936, Dorylaimus .....	= <i>Epidorylaimus lugdunensis</i>
<i>curvicaudatus</i> ELIAVA, 1968, Eudorylaimus .....	= <i>Eudorylaimus lindbergi</i>

<i>curvicaudatus</i> ALTHERR in ALTHERR & DELAMAR—DEBOUTTEVILLE, 1972, Thornenema .....	inqu. ( <i>Eudorylaimus</i> )
<i>cuspidatus</i> ANDRÁSSY, 1964, <i>Eudorylaimus</i> .....	<i>Longidorella</i> ; JAIRAJPURI & HOOPER, 1969
<i>cylindricum</i> THORNE, 1939, <i>Discolaimium</i> .....	<i>Discolaimium</i>
<i>cylindricus</i> THORNE, 1974 .....	<i>Takamangai</i> ; comb. n.
<i>czernovitziensis</i> MICOLETZKY, 1922, <i>Dorylaimus</i> .....	<i>Labronema</i> ; THORNE, 1939
<i>dentatus</i> THORNE, 1939, <i>Carcharolaimus</i> .....	<i>Carcharodiscus</i> ; comb. n.
<i>dermatus</i> THORNE, 1939, <i>Dorylaimus</i> .....	<i>Eudorylaimus</i> ; ANDRÁSSY, 1959
<i>diadematus</i> COBB in THORNE & SWANGER, 1936, <i>Dorylaimus</i> .....	<i>Allodorylaimus</i> ; ANDRÁSSY, 1986
<i>digitatum</i> SUKUL, DAS & MITRA, 1975, <i>Labronema</i> .....	<i>Talanema</i> ; comb. n.
<i>digiticaudatum</i> SCH. STEKHOVEN, 1951, <i>Dorylaimus</i> .....	inqu.
<i>digiturum</i> VINCIGUERRA, 1984, <i>Labronema</i> .....	<i>Labronema</i>
<i>digiturus</i> THORNE, 1939, <i>Dorylaimus</i> .....	<i>Allodorylaimus</i> ; ANDRÁSSY, 1986
<i>diminutivus</i> THORNE & SWANGER, 1936, <i>Dorylaimus</i> .....	<i>Microdorylaimus</i> ; ANDRÁSSY, 1986
<i>discocephalus</i> TULAGANOV, 1949, <i>Discolaimus</i> .....	<i>Discolaimus</i>
<i>discolaimioideum</i> ANDRÁSSY, 1971, <i>Discolaimium</i> .....	<i>Discolaimium</i>
<i>discolaimioideus</i> ANDRÁSSY, 1958, <i>Dorylaimus</i> .....	<i>Eudorylaimus</i> ; ANDRÁSSY, 1959
<i>discus</i> THORNE, 1967, <i>Carcharolaimus</i> .....	<i>Carcharolaimus</i>
<i>distinctus</i> JANA & BAQRI, 1985, <i>Chrysonemoides</i> .....	<i>Chrysonema</i> ; ANDRÁSSY, 1990
<i>dogieli</i> TULAGANOV, 1949, <i>Dorylaimus</i> .....	<i>Takamangai</i> ; comb. n.
<i>doryuris</i> DITLEVSEN, 1911, <i>Dorylaimus</i> .....	<i>Laimydorus</i> ; ANDRÁSSY, 1986
<i>drepanodon</i> LOOF, 1964, <i>Carcharolaimus</i> .....	<i>Caribenema</i> ; HUNT, 1978
<i>drepanoideus</i> EROSHENKO, 1976, <i>Pungentus</i> .....	<i>Microdorylaimus</i> ; comb. n.
<i>dubium</i> DAS, KHAN & LOOF, 1969, <i>Discolaimium</i> .....	<i>Discolaimium</i>
<i>dubium</i> THORNE, 1974, <i>Chrysonema</i> .....	= <i>Eudorylaimus thorneanus</i>
<i>dubius</i> THORNE, 1974, <i>Eudorylaimus</i> .....	<i>Microdorylaimus</i> ; comb. n.
<i>efficiens</i> COBB in THORNE & SWANGER, 1936, <i>Dorylaimus</i> .....	<i>Aporcelaimellus</i> ; BAQRI & KHERA, 1975
<i>estonicum</i> KRALL, 1957, <i>Labronema</i> .....	<i>Aporcelaimellus</i> ; comb. n.
<i>ekramullabi</i> JANA & BAQRI, 1983, <i>Indokochinema</i> .....	= <i>Ecumenicus monohystera</i>
<i>elegans</i> THORNE, 1974, <i>Thonus</i> .....	<i>Takamangai</i> ; comb. n.
<i>elegans</i> SAUER & ANNELS, 1986, <i>Discolaimus</i> .....	<i>Discolaimus</i>
<i>enckelli</i> ANDRÁSSY, 1967, <i>Eudorylaimus</i> .....	<i>Eudorylaimus</i>
<i>eremitus</i> THORNE, 1939, <i>Dorylaimus</i> .....	<i>Eudorylaimus</i> ; ANDRÁSSY, 1959
<i>eroshenkoi</i> nom. n., <i>Takamangai</i> .....	<i>Takamangai</i>
<i>ettersbergensis</i> DE MAN, 1885, <i>Dorylaimus</i> .....	<i>Takamangai</i> ; comb. n.
<i>eudorylaimoides</i> GERAERT, 1962, <i>Labronema</i> .....	<i>Eudorylaimus</i> ; comb. n.
<i>familiaris</i> WINISZEWSKA-SLIPINSKA, 1987, <i>Eudorylaimus</i> .....	<i>Eudorylaimus</i>
<i>fasciatus</i> LINSTOW, 1879, <i>Dorylaimus</i> .....	= <i>Eudorylaimus carteri</i>
<i>ferrisorum</i> ANDRÁSSY, 1986, <i>Allodorylaimus</i> .....	<i>Allodorylaimus</i>
<i>filicaudatus</i> TJEPEKEMA, FERRIS & FERRIS, 1971, <i>Eudorylaimus</i> .....	<i>Epidorylaimus</i> ; ANDRÁSSY, 1986
<i>filiformis</i> DAS, KHAN & LOOF, 1969, <i>Discolaimoides</i> .....	<i>Discolaimoides</i>
<i>filipjevi</i> GERLACH, 1951, <i>Dorylaimus</i> .....	inqu.
<i>fimbriatum</i> THORNE, 1939, <i>Labronema</i> .....	<i>Labronema</i>
<i>ferox</i> THORNE, 1939, <i>Labronema</i> .....	<i>Labronema</i>
<i>ferox</i> THORNE, 1967, <i>Caribenema</i> .....	<i>Caribenema</i>
<i>fluviatile</i> ALTHERR, 1958, <i>Labronema</i> .....	inqu. ( <i>Paradorylaimus</i> ?)
<i>formosus</i> LORDELLO, 1957, <i>Carcharolaimus</i> .....	<i>Carcharodiscus</i> ; comb. n.
<i>fransus</i> HEYNS, 1963, <i>Eudorylaimus</i> .....	<i>Eudorylaimus</i>
<i>franzi</i> ANDRÁSSY, 1967, <i>Eudorylaimus</i> .....	<i>Eudorylaimus</i>
<i>frigidus</i> STEINER, 1916, <i>Dorylaimus</i> .....	<i>Aquatides</i> ; ANDRÁSSY, 1986
<i>garhwaliensis</i> AHMAD, NATH & HAIDER, 1986, <i>Thonus</i> .....	(not available)
<i>geniculatus</i> ANDRÁSSY, 1991, <i>Eudorylaimus</i> .....	<i>Afrodorylaimus</i> ; ANDRÁSSY, 1964
<i>georgiensis</i> ELIAVA & BAGATURIA, 1968, <i>Eudorylaimus</i> .....	= <i>Eudorylaimus acuticauda</i>
<i>gibberoaculeatus</i> KREIS, 1930, <i>Dorylaimus</i> .....	= <i>Ecumenicus monohystera</i>
<i>gigas</i> FIELDING, 1950, <i>Discolaimium</i> .....	<i>Discolaimium</i>
<i>glandosum</i> RAHMAN, JAIRAJPURI, AHMAD & AHMAD, 1987, <i>Labronema</i> .....	<i>Labronema</i>
<i>goldeni</i> KHAN & FATIMA, 1980, <i>Aporcelaimellus</i> .....	<i>Takamangai</i> ; comb. n.
<i>goodeyi</i> ALTHERR in ALTHERR & DELAMARE—DEBOUTTEVILLE, 1972, <i>Labronema</i> .....	<i>Labronema</i>
<i>gossypiorum</i> KARIMOVA, 1957, <i>Discolaimus</i> .....	<i>Discolaimus</i>
<i>gracile</i> THORNE, 1939, <i>Discolaimium</i> .....	<i>Discolaimoides</i> ; ANDRÁSSY, 1990

<i>gracile</i> JAIRAJPURI, 1968, Durinema .....	= <i>Discolaimium jairajpurii</i>
<i>gracilis</i> DE MAN, 1876, Dorylaimus .....	= <i>Eudorylaimus iners</i>
<i>gracilis</i> EROSHENKO, 1976, Pungentus .....	<i>Takamangai</i> ; comb. n.
<i>gracilis</i> PATIL & KHAN, 1982, Latocephalus .....	<i>Latocephalus</i>
<i>granuliferus</i> COBB, 1893, Dorylaimus .....	<i>Allodorylaimus</i> ; ANDRÁSSY, 1986
<i>hastatus</i> ANDRÁSSY, 1963, Eudorylaimus .....	<i>Oriverutus</i> ; SIDDIQI, 1970
<i>hawaiiensis</i> COBB, 1906, Dorylaimus .....	inqu.
<i>hemidelphum</i> MONTEIRO, 1970, Discolaimium .....	<i>Latocephalus</i> ; ANDRÁSSY, 1990
<i>henrici</i> ANDRÁSSY, 1959, Eudorylaimus .....	inqu.
<i>himalus</i> JAIRAJPURI & AHMAD, 1983, Eudorylaimus .....	<i>Takamangai</i> ; comb. n.
<i>boldemani</i> ANDRÁSSY, 1959, Dorylaimus .....	<i>Allodorylaimus</i> ; ANDRÁSSY, 1986
<i>holsaticus</i> SCHNEIDER, 1925, Dorylaimus .....	<i>Chrysonema</i> ; ANDRÁSSY, 1990
<i>humilior</i> ANDRÁSSY, 1959, Eudorylaimus .....	<i>Epidorylaimus</i> ; ANDRÁSSY, 1986
<i>humilis</i> THORNE & SWANGER, 1936, Dorylaimus .....	<i>Epidorylaimus</i> ; ANDRÁSSY, 1986
<i>busmanni</i> ALTHERR, 1972, Eudorylaimus .....	<i>Allodorylaimus</i> ; ANDRÁSSY, 1986
<i>hyalinus</i> THORNE & SWANGER, 1936, Dorylaimus .....	<i>Labronema</i> ; THORNE, 1939
<i>ibiti</i> LORDELLO, 1965, Eudorylaimus .....	<i>Eudorylaimus</i>
<i>imitatoris</i> GAGARIN, 1982, Eudorylaimus .....	<i>Eudorylaimus</i>
<i>incisus</i> THORNE & SWANGER, 1936, Dorylaimus .....	= <i>Epidorylaimus humilis</i>
<i>index</i> THORNE, 1939, Dorylaimus .....	<i>Aporcelaimellus</i> ; ANDRÁSSY, 1986
<i>indianensis</i> TJEPEKEMA, FERRIS & FERRIS, 1971, Eudorylaimus .....	= <i>Eudorylaimus brevis</i>
<i>indicus</i> MAHAJAN, 1972, Discolaimoides .....	<i>Discolaimium</i> ; ANDRÁSSY, 1990
<i>indicus</i> SONI & NAMA, 1980, Eudorylaimus .....	(not available)
<i>iners</i> BASTIAN, 1865, Dorylaimus .....	<i>Eudorylaimus</i> ; ANDRÁSSY, 1959
<i>infundibulicaudatus</i> ANDRÁSSY, 1991, Allodorylaimus .....	<i>Allodorylaimus</i>
<i>insignis</i> LOOS, 1945, Dorylaimus .....	<i>Aporcelaimellus</i> ; BAQRI & KHERA, 1975
<i>intermedius</i> DE MAN, 1880, Dorylaimus.....	<i>Aquatides</i> ; AHMAD & JAIRAJPURI, 1982
<i>intermedius</i> HEYNS & LAGERWEY, 1965 .....	<i>Discolaimium</i>
<i>intertextus</i> THORNE & SWANGER, 1936, Dorylaimus .....	<i>Pungentus</i> ; THORNE, 1939
<i>intrastriatus</i> LOOS, 1945, Dorylaimus .....	<i>Discolaimoides</i> ; LOOF, 1964
<i>irritans</i> COBB in THORNE & SWANGER, 1936, Dorylaimus .....	<i>Allodorylaimus</i> ; ANDRÁSSY, 1986
<i>isokaryon</i> LOOF, 1975, Eudorylaimus .....	<i>Eudorylaimus</i>
<i>jairajpurii</i> FERRIS, FERRIS & GOSECO, 1983, Discolaimium .....	<i>Discolaimium</i>
<i>junctus</i> COBB in THORNE & SWANGER, 1936, Dorylaimus .....	<i>Eudorylaimus</i> ; ANDRÁSSY, 199
<i>juniperi</i> ANDRÁSSY, 1987, Eudorylaimus .....	<i>Eudorylaimus</i>
<i>jurassicus</i> ALTHERR, 1953, Dorylaimus .....	<i>Eudorylaimus</i> ; ANDRÁSSY, 1959
<i>kaszabi</i> ANDRÁSSY, 1959, Dorylaimus .....	<i>Takamangai</i> ; comb. n.
<i>khabzariensis</i> CHESUNOV, 1985, Eudorylaimus .....	<i>Labronema</i> ; comb. n.
<i>krugeri</i> FURSTENBERG & HEYNS, 1966, Discolaimus .....	<i>Eudorylaimus</i>
<i>labiata</i> ANDRÁSSY, 1985, Labronemella .....	<i>Labronemella</i>
<i>laksai</i> KHAN & LAHA, 1982, Discolaimus .....	<i>Discolaimus</i>
<i>laticollis</i> DE MAN, 1907, Dorylaimus .....	<i>Takamangai</i> ; comb. n.
<i>latum</i> THORNE, 1929, Discolaimium .....	<i>Discolaimium</i>
<i>latus</i> COBB, 1891, Dorylaimus .....	<i>Labronema</i> ; ANDRÁSSY, 1986
<i>latus</i> ANDRÁSSY, 1959, Eudorylaimus .....	<i>Takamangai</i> ; comb. n.
<i>leptosoma</i> ALTHERR, 1963, Eudorylaimus .....	<i>Eudorylaimus</i> ; ANDRÁSSY, 1986
<i>leptus</i> TJEPEKEMA, FERRIS & FERRIS, 1971, Eudorylaimus .....	= <i>Epidorylaimus lugdunensis</i>
<i>leuckarti</i> BÜTSCHLI, 1873, Dorylaimus .....	<i>Eudorylaimus</i> ; ANDRÁSSY, 1959
<i>levinae</i> FURSTENBERG & HEYNS, 1966, Discolaimus .....	<i>Discolaimus</i>
<i>limigenus</i> SIDDIQI, 1969, Chrysonemoides .....	<i>Chrysonema</i> ; ANDRÁSSY, 1990
<i>lindebergi</i> ANDRÁSSY, 1960, Eudorylaimus .....	<i>Eudorylaimus</i>
<i>litoralis</i> DAS, KHAN & LOOF, 1969, Torumanawa .....	<i>Torumanawa</i>
<i>loeffleri</i> ANDRÁSSY, 1978, Labronema .....	<i>Labronema</i>
<i>longicardius</i> THORNE, 1974, Eudorylaimus .....	<i>Eudorylaimus</i>
<i>longicollis</i> BRZESKI, 1964, Eudorylaimus .....	<i>Microdorylaimus</i> ; ANDRÁSSY, 1986
<i>longidens</i> THORNE & SWANGER, 1936, Dorylaimus .....	<i>Pungentus</i> ; ANDRÁSSY, 1986
<i>longidens</i> THORNE, 1967, Caribenema .....	<i>Caribenema</i>
<i>loofi</i> AHMAD & JAIRAJPURI, 1983, Labronema .....	<i>Labronemella</i> ; ANDRÁSSY, 1985
<i>loofi</i> ANDRÁSSY, 1990, Discolaimoides .....	<i>Discolaimoides</i>
<i>lotharingiae</i> ALTHERR, 1963, Eudorylaimus .....	<i>Eudorylaimus</i>
<i>lozovense</i> NESTEROV, 1976, Crateronema .....	<i>Chrysonema</i> ; ANDRÁSSY, 1990
<i>lucidus</i> SAUER, 1967, Carcharolaimus .....	<i>Carcharodiscus</i> ; comb. n.

<i>luettichau</i> MEYL, 1957, <i>Chrysonema</i> .....	<i>Laimydorus</i> , SIDDIQI, 1969
<i>lugdunensis</i> DE MAN, 1880, <i>Dorylaimus</i> .....	<i>Epidorylaimus</i> ; ANDRÁSSY, 1986
<i>magistri</i> ANDRÁSSY, 1986, <i>Eudorylaimus</i> .....	<i>Eudorylaimus</i>
<i>magnum</i> ALTHERR, 1972, <i>Labronema</i> .....	<i>Labronema</i>
<i>major</i> THORNE, 1939, <i>Discolaimus</i> .....	<i>Discolaimus</i>
<i>major</i> THORNE, 1974, <i>Thonus</i> .....	<i>Takamangai</i> ; comb. n.
<i>maksymovi</i> ALTHERR, 1963, <i>Eudorylaimus</i> .....	<i>Chrysonema</i> ; ANDRÁSSY, 1990
<i>maracaensis</i> LORDELLO, 1965, <i>Pungentus</i> .....	<i>Discolaimium</i> ; MONTEIRO, 1970
<i>maritimus</i> DITLEVSEN, 1913, <i>Dorylaimus</i> .....	<i>Eudorylaimus</i> ; ANDRÁSSY, 1959
<i>maritoides</i> ZELL, 1986, <i>Eudorylaimus</i> .....	<i>Eudorylaimus</i>
<i>maritus</i> ANDRÁSSY, 1959, <i>Eudorylaimus</i> .....	<i>Eudorylaimus</i>
<i>masoodi</i> JAIRAJPURI, 1968, <i>Carcharolaimus</i> .....	<i>Carcharolaimus</i>
<i>mauritanum</i> WILLIAMS, 1959, <i>Chrysonema</i> .....	<i>Thornenema</i> ; BAQRI & JAIRAJPURI, 1967
<i>mauritiense</i> WILLIAMS, 1959, <i>Labronema</i> .....	<i>Talanema</i> ; comb. n.
<i>mazhari</i> BAQRI & JAIRAJPURI, 1968, <i>Discolaimium</i> .....	<i>Discolaimium</i>
<i>medianus</i> EROSHENKO, 1976, <i>Pungentus</i> .....	<i>Takamangai</i> ; comb. n.
<i>megadon</i> LOOF, 1971, <i>Eudorylaimus</i> .....	<i>Eudorylaimus</i>
<i>mellenbachensis</i> ALTHERR, 1974, <i>Eudorylaimus</i> .....	<i>Epidorylaimus</i> ; ANDRÁSSY, 1986
<i>menzeli</i> BALLY & REYDON, 1931, <i>Dorylaimus</i> .....	= <i>Allodorylaimus granuliferus</i>
<i>meridianus</i> sp. n., <i>Allodorylaimus</i> .....	<i>Allodorylaimus</i>
<i>meridionalis</i> TJEKEMA, FERRIS & FERRIS, 1971, <i>Eudorylaimus</i> .....	<i>Eudorylaimus</i>
<i>metobtusicaudatus</i> SCH. STEKHOVEN & TEUNISSEN, 1938, <i>Dorylaimus</i> .....	inqu.
<i>microdorus</i> DE MAN, 1880, <i>Dorylaimus</i> .....	<i>Longidorella</i> ; GOODEY, 1963
<i>micrurus</i> DADAY, 1905, <i>Dorylaimus</i> .....	= <i>Allodorylaimus granuliferus</i>
<i>minimus</i> STEINER, 1914, <i>Dorylaimus</i> .....	<i>Takamangai</i> ; comb. n.
<i>minor</i> COBB in THORNE & SWANGER, 1936, <i>Dorylaimus</i> .....	<i>Microdorylaimus</i> ; ANDRÁSSY, 1986
<i>minusculus</i> LOOS, 1946, <i>Enchodelus</i> .....	<i>Microdorylaimus</i> ; ANDRÁSSY, 1986
<i>minutissimus</i> ALTHERR, 1950, <i>Dorylaimus</i> .....	= <i>Microdorylaimus miser</i>
<i>minutus</i> COBB, 1893, <i>Dorylaimus</i> .....	= <i>Takamangai minima</i>
<i>miser</i> THORNE & SWANGER, 1936, <i>Dorylaimus</i> .....	<i>Micordorylaimus</i> ; ANDRÁSSY, 1986
<i>modestus</i> ALTHERR, 1952, <i>Dorylaimus</i> .....	<i>Microdorylaimus</i> ; ANDRÁSSY, 1986
<i>modicus</i> KIRJANOVA, 1951, <i>Dorylaimus</i> .....	<i>Microdorylaimus</i> ; ANDRÁSSY, 1986
<i>monhystera</i> THORNE, 1939, <i>Discolaimus</i> .....	= <i>Discolaimus texanus</i>
<i>monhystera</i> SIDDIQI, 1965, <i>Discolaimium</i> .....	<i>Latocephalus</i> ; PATIL & KHAN, 1982
<i>monhysteroideus</i> ALTHERR, 1974, <i>Discolaimium</i> .....	<i>Axonchium</i> ; comb. n.
<i>monohystera</i> DE MAN, 1880 <i>Dorylaimus</i> .....	<i>Ecumenicus</i> ; THORNE, 1974
<i>monoplanus</i> HEYNS, 1953, <i>Discolaimus</i> .....	<i>Discolaimus</i>
<i>morbidus</i> LOOF, 1964, <i>Eudorylaimus</i> .....	<i>Longidorella</i> ; JAIRAJPURI & HOOPER, 1969
<i>mosellae</i> ALTHERR, 1963, <i>Eudorylaimus</i> .....	<i>Pungentus</i> ; ANDRÁSSY, 1986
<i>muchabbatae</i> TULAGANOV, 1949, <i>Dorylaimus</i> .....	<i>Eudorylaimus</i> ; ANDRÁSSY, 1986
<i>mucurubanus</i> LOOF, 1964, <i>Discolaimus</i> .....	<i>Discolaimium</i> ; ANDRÁSSY, 1990
<i>mujtabai</i> JAIRAJPURI, 1968, <i>Carcharolaimus</i> .....	<i>Carcharolaimus</i>
<i>mukhartpuriense</i> BAQRI & JAIRAJPURI, 1968, <i>Discolaimium</i> .....	<i>Discolaimium</i>
<i>multicosatus</i> SAUER, 1967, <i>Carcharolaimus</i> .....	<i>Carcharolaimus</i>
<i>mulveyi</i> BRZESKI, 1962, <i>Aporcelaimus</i> .....	= <i>Eudorylaimus arcus</i>
<i>muscorum</i> SKWARA, 1921, <i>Dorylaimus</i> .....	<i>Epidorylaimus</i> ; ANDRÁSSY, 1986
<i>nanus</i> THORNE, 1939, <i>Myodiscus</i> .....	<i>Myodiscus</i>
<i>neopacificum</i> RAHMAN, JAIRAJPURI, AHMAD & AHMAD, 1987, <i>Labronema</i> .....	<i>Labronema</i>
<i>nepalense</i> AHMAD & JAIRAJPURI, 1982, <i>Labronema</i> .....	<i>Labronema</i>
<i>nitidus</i> COBB in THORNE & SWANGER, 1936, <i>Dorylaimus</i> .....	<i>Eudorylaimus</i> ; ANDRÁSSY, 1959
<i>nodus</i> THORNE & SWANGER, 1936, <i>Dorylaimus</i> .....	<i>Eudorylaimus</i> ; ANDRÁSSY, 1959
<i>noterophilus</i> TJEKEMA, FERRIS & FERRIS, 1971, <i>Eudorylaimus</i> .....	= <i>Eudorylaimus silvaticus</i>
<i>nothus</i> THORNE & SWANGER, 1936, <i>Dorylaimus</i> .....	<i>Takamangai</i> ; comb. n.
<i>obesum</i> THORNE, 1974, <i>Labronema</i> .....	<i>Labronema</i>
<i>obesum</i> COBB in THORNE & SWANGER, 1936, <i>Dorylaimus</i> .....	= <i>Eudorylaimus centrocerus</i>
<i>obscurus</i> THORNE & SWANGER, 1936, <i>Dorylaimus</i> .....	<i>Aporcelaimellus</i> ; HEYNS, 1965
<i>obtusicaudatus</i> BASTIAN, 1865, <i>Dorylaimus</i> .....	<i>Aporcelaimellus</i> ; ALTHERR, 1968
<i>obtusum</i> HUSAIN & SIDDIQI, 1967, <i>Discolaimium</i> .....	<i>Discolaimium</i>
<i>obtusum</i> COBB, 1893, <i>Dorylaimus</i> .....	<i>Labronema</i> ; comb. n.
<i>octodurensis</i> ALTHERR, 1950, <i>Labronema</i> .....	<i>Labronema</i> ; comb. n.

<i>odmeri</i> ALLGÉN, 1951, Dorylaimus .....	<i>Aporcelaimellus</i> ; comb. n.
<i>oostenbrinki</i> MEHDI ALI, SURYAWANSHI & PRABHA, 1973, Discolaimium .....	<i>Latocephalus</i> PATIL & KHAN, 1982
<i>opisthodelphus</i> THORNE & SWANGER, 1936, Dorylaimus .....	<i>Willinema</i> ; ANDRÁSSY, 1986
<i>opisthohystera</i> ALTHERR, 1953, Dorylaimus .....	<i>Eudorylaimus</i> ; ANDRÁSSY, 1959
<i>pacificus</i> COBB, 1906, Dorylaimus .....	<i>Labronema</i> ; THORNE, 1939
<i>paesleri</i> PAETZOLD, 1955, Labronema .....	<i>Labronemella</i> ; ANDRÁSSY, 1985
<i>paesleri</i> ANDRÁSSY, 1964, Eudorylaimus .....	<i>Eudorylaimus</i>
<i>pakistanicum</i> TIMM & BHUIJAN, 1963, Discolaimium .....	= <i>Axonchium amplicolle</i>
<i>papillatus</i> BASTIAN, 1865, Dorylaimus .....	<i>Aporcelaimus</i> ; ANDRÁSSY, 1986
<i>parabokori</i> ALTHERR, 1974, Eudorylaimus .....	<i>Eudorylaimus</i>
<i>paracentrocercus</i> DE CONINCK, 1935, Dorylaimus .....	= <i>Eudorylaimus centrocerus</i>
<i>paracirculifer</i> BRZESKI, 1962, Eudorylaimus .....	inqu.
<i>paraconfusus</i> ALTHERR, 1952, Dorylaimus .....	<i>Dorydorella</i> ; ANDRÁSSY, 1986
<i>paraconura</i> SIDDIQI, 1965, Discolaimium .....	<i>Discolaimium</i>
<i>paradiscolaimioides</i> ALTHERR, 1976, Eudorylaimus .....	<i>Eudorylaimus</i>
<i>paradoxus</i> LOOF, 1975, Eudorylaimus .....	<i>Rhyssocolpus</i> ; ANDRÁSSY, 1986
<i>paramajor</i> COOMANS, 1966, Discolaimus .....	<i>Discolaimus</i>
<i>paramonovi</i> ELIAVA & BAGATURIA, 1968, Eudorylaimus .....	<i>Eudorylaimus</i>
<i>paranaensis</i> LORDELLO, 1967, Caryobca .....	<i>Caryobca</i>
<i>paraobtusicaudatus</i> MICOLETZKY, 1922, Dorylaimus .....	<i>Aporcelaimellus</i> ; ANDRÁSSY, 1986
<i>paratapax</i> AHMAD & JAIRAJPURI, 1982, Labronema .....	<i>Talanema</i> ; comb. n.
<i>parasimilis</i> KREIS, 1963, Dorylaimus .....	<i>Allodorylaimus</i> ; ANDRÁSSY, 1986
<i>parvissimus</i> ELIAVA & BAGATURIA, 1968, Eudorylaimus .....	<i>Microdorylaimus</i> ; ANDRÁSSY, 1986
<i>parvulus</i> THORNE & SWANGER, 1936, Dorylaimus .....	<i>Takamangai</i> ; comb. n.
<i>parvum</i> WILLIAMS, 1958, Labronema .....	<i>Willinema</i> ; BAQRI & JAIRAJPURI, 1967
<i>parvus</i> DE MAN, 1880, Dorylaimus .....	<i>Microdorylaimus</i> ; ANDRÁSSY, 1986
<i>parvus</i> THORNE, 1939, Pungentus .....	<i>Ecumenicus</i> ; comb. n.
<i>parvus</i> ZULLINI, 1973, Carcharolaimus .....	<i>Caryobca</i> ; comb. n.
<i>paucipapillatus</i> ANDRÁSSY, 1986, Eudorylaimus .....	<i>Eudorylaimus</i>
<i>pavlovskii</i> TULAGANOV, 1949, Dorylaimus .....	<i>Takamangai</i> ; comb. n.
<i>pectinatus</i> MÜKHINA, 1970, Eudorylaimus .....	<i>Eudorylaimus</i>
<i>penetrans</i> THORNE & SWANGER, 1936, Dorylaimus .....	<i>Longidorella</i> ; GOODEY, 1963
<i>perplexans</i> SIDDIQI, 1964, Discolaimus .....	<i>Discolaimus</i>
<i>perspicuus</i> ANDRÁSSY, 1958, Dorylaimus .....	<i>Eudorylaimus</i> ; ANDRÁSSY, 1959
<i>piracicabensis</i> LORDELLO, 1955, Dorylaimus .....	<i>Allodorylaimus</i> ; ANDRÁSSY, 1986
<i>pizai</i> LORDELLO, 1953, Carcharolaimus .....	<i>Caribenema</i> ; comb. n.
<i>pizai</i> MONTEIRO, 1970, Discolaimus .....	<i>Discolaimus</i>
<i>planipediis</i> MERZHEEVSKAJA, 1951, Dorylaimus .....	<i>Aporcelaimellus</i> ; comb. n.
<i>polonicum</i> BRZESKI, 1961, Witoldinema .....	inqu.
<i>porosus</i> ZELL, 1986, Pungentus .....	<i>Takamangai</i> ; comb. n.
<i>pratensis</i> DE MAN, 1880, Dorylaimus .....	<i>Dorydorella</i> ; ANDRÁSSY, 1986
<i>productus</i> THORNE & SWANGER, 1936, Dorylaimus .....	<i>Eudorylaimus</i> ; ANDRÁSSY, 1959
<i>profestus</i> ANDRÁSSY, 1963, Eudorylaimus .....	<i>Microdorylaimus</i> ; ANDRÁSSY, 1986
<i>projectus</i> THORNE, 1939, Dorylaimus .....	<i>Pungentus</i> ; comb. n.
<i>propinquus</i> THORNE & SWANGER, 1936, Dorylaimus .....	<i>Aporcelaimellus</i> ; TJEPEKEMA, FERRIS & FERRIS, 1971
<i>proprius</i> sp. n., Ecumenicus .....	<i>Ecumenicus</i>
<i>pseudoagilis</i> ALTHERR, 1952, Dorylaimus .....	<i>Epidorylaimus</i> ; ANDRÁSSY, 1986
<i>pseudobokori</i> ZELL, 1986, Eudorylaimus .....	<i>Eudorylaimus</i>
<i>pseudocarteri</i> LOOF, 1975, Eudorylaimus .....	<i>Eudorylaimus</i>
<i>pseudoporum</i> FIELDING, 1950, Discolaimium .....	<i>Discolaimium</i>
<i>pulchrum</i> VINCIGUERRA & ZULLINI, 1980, Labronema .....	<i>Labronema</i>
<i>pumilus</i> ANDRÁSSY, 1963, Pungentus .....	<i>Takamangai</i> ; comb. n.
<i>pusillum</i> ANDRÁSSY, 1985, Labronema .....	<i>Takamangai</i> ; comb. n.
<i>pusillosus</i> ANDRÁSSY, 1991, Eudorylaimus .....	<i>Eudorylaimus</i>
<i>pycnus</i> THORNE, 1939, Dorylaimus .....	<i>Aporcelaimellus</i> ; BAQRI & KHERA, 1975
<i>pygmaeum</i> HEYNS, 1963, Labronema .....	<i>Talanema</i> ; comb. n.
<i>pygmaeum</i> MONTEIRO, 1970, Discolaimium .....	<i>nomen nudum</i>
<i>pygmaeus</i> LORDELLO, 1965, Mylodoscoides .....	<i>Mylodoscoides</i>
<i>quadrampidius</i> ANDRÁSSY, 1963, Eudorylaimus .....	<i>Eudorylaimus</i>

<i>quietus</i> KIRJANOVA, 1951, Eudorylaimus .....	<i>Aporcelaimellus</i> ; BAQRI & KHERA, 1975
<i>ramirezi</i> THORNE, 1967, Carcharolaimus .....	<i>Carcharodiscus</i> ; comb. n.
<i>rapax</i> THORNE, 1974, Labronema .....	<i>Labronema</i>
<i>rapsoides</i> HEYNS & LAGERWEY, 1965, Eudorylaimus .....	<i>Microdorylaimus</i> ; ANDRÁSSY, 1986
<i>rapsum</i> HEYNS, 1963, Eudorylaimus .....	<i>Microdorylaimus</i> ; ANDRÁSSY, 1986
<i>reisingeri</i> DITLEVSEN, 1927, Dorylaimus .....	= <i>Epidorylaimus lugdunensis</i>
<i>retractus</i> THORNE, 1975, Eudorylaimus .....	= <i>Eudorylaimus confusus</i>
<i>reymekii</i> VAN DER LINDE, 1938, Dorylaimus .....	= <i>Allodorylaimus granuliferus</i>
<i>rhopalocercus</i> DE MAN, 1880, Dorylaimus .....	<i>Takamangai</i> ; comb. n.
<i>riksia</i> YEATES, 1967, Labronema .....	<i>Labronema</i>
<i>rivalis</i> GAGARIN, 1991, Epidorylaimus .....	<i>Epidorylaimus</i>
<i>robustus</i> DE MAN, 1876, Dorylaimus .....	<i>Sectonema</i> ; comb. n.
<i>robustus</i> THORNE, 1974, Eudorylaimus .....	<i>Allodorylaimus</i> ; ANDRÁSSY, 1986
<i>rotundicaudatus</i> KHAN & LAHA, 1982, Discolaimus .....	<i>Discolaimus</i>
<i>rugosus</i> ANDRÁSSY, 1957, Dorylaimus .....	<i>Eudorylaimus</i> ; ANDRÁSSY, 1959
<i>ruttneri</i> SCHNEIDER, 1937, Dorylaimus .....	<i>Labronema</i> ; ANDRÁSSY, 1985
<i>sabuli</i> YEATES, 1967, Discolaimium .....	<i>Axonchium</i> ; COOMANS & YEATES, 1969
<i>sabulophilus</i> TJPKEA, FERRIS & FERRIS, 1971, Eudorylaimus .....	<i>Eudorylaimus</i>
<i>saccatus</i> THORNE, 1974, Thonus .....	<i>Takamangai</i> ; comb. n.
<i>samarcandicus</i> TULAGANOV, 1949, Dorylaimus .....	= <i>Aporcelaimellus paraobtusicaudatus</i>
<i>santosi</i> MEYL, 1957, Dorylaimus .....	<i>Allodorylaimus</i> ; ANDRÁSSY, 1986
<i>schraederi</i> ALTHERR, 1974, Eudorylaimus .....	<i>Eudorylaimus</i>
<i>septentrionalis</i> KREIS, 1963, Dorylaimus .....	<i>Allodorylaimus</i> ; ANDRÁSSY, 1986
<i>siddiqii</i> HUNT, 1978, Caribenema .....	<i>Caribenema</i>
<i>silvaticus</i> BRZESKI, 1960, Eudorylaimus .....	<i>Eudorylaimus</i>
<i>silvestris</i> DE MAN, 1912, Dorylaimus .....	<i>Pungentis</i> ; COOMANS & GERAERT, 1962
<i>silvicolus</i> SAUER & ANNELS, 1986, Discolaimus .....	<i>Discolaimus</i>
<i>similis</i> DE MAN, 1876, Dorylaimus .....	<i>Eudorylaimus</i> ; DE MAN, 1959
<i>similis</i> THORNE, 1939, Discolaimus .....	<i>Discolaimus</i>
<i>simplex</i> THORNE & SWANGER, 1936, Dorylaimus .....	<i>Aporcelaimellus</i> ; LOOF & COOMANS, 1970
<i>simplex</i> SIDDIQI, 1965, Discolaimium .....	<i>Discolaimium</i>
<i>simus</i> ANDRÁSSY, 1958, Dorylaimus .....	<i>Aporcelaimellus</i> ; ANDRÁSSY, 1986
<i>singularis</i> ANDRÁSSY, 1989, Kallidorylaimus .....	<i>Kallidorylaimus</i>
<i>skerjabini</i> TULAGANOV, 1949, Dorylaimus .....	<i>Discolaimoides</i> ; ANDRÁSSY, 1990
<i>smithi</i> HEYNS, 1963, Discolaimoides .....	<i>Latocephalus</i> ; PATIL & KHAN, 1982
<i>sodakus</i> THORNE, 1974, Eudorylaimus .....	<i>Eudorylaimus</i>
<i>solus</i> ANDRÁSSY, 1962, Eudorylaimus .....	<i>Eudorylaimus</i>
<i>spatilabium</i> KHAN & LAHA, 1982, Discolaimoides .....	<i>Discolaimoides</i>
<i>spauilli</i> LOOF, 1975, Eudorylaimus .....	<i>Eudorylaimus</i>
<i>spongyophilus</i> BATALOVA, 1983, Eudorylaimus .....	<i>Eudorylaimus</i>
<i>stechlinense</i> ALTHERR, 1968, Labronema .....	<i>Labronema</i>
<i>stefanskii</i> BRZESKI, 1960, Witoldinema .....	<i>Eudorylaimus</i> ; comb. n.
<i>steineri</i> THORNE & SWANGER, 1936, Dorylaimus .....	<i>Takamangai</i> ; comb. n.
<i>stilus</i> KIRJANOVA, 1951, Dorylaimus .....	<i>Aporcelaimellus</i> ; ANDRÁSSY, 1986
<i>striaticaudatus</i> COBB, 1906, Dorylaimus .....	<i>Akrotonus</i> ; ANDRÁSSY, 1986
<i>subacutus</i> ALTHERR, 1952, Dorylaimus .....	= <i>Eudorylaimus acutus</i>
<i>subdigitalis</i> TJPKEA, FERRIS & FERRIS, 1971, Eudorylaimus .....	<i>Eudorylaimus</i>
<i>subjunctus</i> LOOF, 1971, Eudorylaimus .....	<i>Eudorylaimus</i>
<i>sublabiatus</i> THORNE & SWANGER, 1936, Dorylaimus .....	<i>Aporcelaimellus</i> ; BRZESKI, 1962
<i>sublatum</i> HEYNS, 1963, Discolaimium .....	<i>Discolaimium</i>
<i>submissus</i> KIRJANOVA, 1951, Dorylaimus .....	<i>Aporcelaimellus</i> ; BAQRI & KHERA, 1962
<i>subsimilis</i> COBB, 1893, Dorylaimus .....	<i>Aporcelaimellus</i> ; ANDRÁSSY, 1986
<i>sulphasae</i> TULAGANOV, 1949, Dorylaimus .....	<i>Willinema</i> ; ANDRÁSSY, 1986
<i>sundarus</i> WILLIAMS, 1964, Eudorylaimus .....	<i>Oriverutus</i> ; SIDDIQI, 1971
<i>surikae</i> VAN REENEN & HEYNS, 1986, Thonus .....	<i>Tylencholaimidae</i>
<i>symmetricus</i> DAS, KHAN & LOOF, 1969, Discolaimoides, 1969 .....	<i>Discolaimoides</i>
<i>symmetricus</i> SULTAN & SINGH, 1981, Carcharolaimus .....	<i>Carcharodiscus</i> ; comb. n.
<i>tarkoenensis</i> ANDRÁSSY, 1959, Eudorylaimus .....	<i>Allodorylaimus</i> ; ANDRÁSSY, 1986
<i>taurus</i> SAUER, 1967, Carcharolaimus .....	<i>Carcharolaimus</i>



<i>tenax</i> SIDDIQI, 1964, <i>Discolaimus</i> .....	<i>Discolaimus</i>
<i>tenue</i> FURSTENBERG & HEYNS, 1965, <i>Discolaimium</i> .....	<i>Discolaimoides</i> ; DAS, KHAN & LOOF, 1969
<i>tenuicostatus</i> HEYNS & ARGO, 1969, <i>Carcharolaimus</i> .....	<i>Carcharolaimus</i>
<i>tenuidens</i> THORNE & SWANGER, 1936, <i>Dorylaimus</i> .....	<i>Dorylaimus</i> ; ANDRÁSSY, 1985
<i>tenuidens</i> THORNE, 1974, <i>Oonaguntus</i> .....	<i>Oonaguntus</i>
<i>teres</i> THORNE, 1939, <i>Carcharolaimus</i> .....	<i>Carcharolaimus</i>
<i>teres</i> KHAN & LAHA, 1982, <i>Discolaimoides</i> .....	<i>Discolaimoides</i>
<i>texanus</i> COBB, 1913, <i>Discolaimus</i> .....	<i>Discolaimus</i>
<i>thorneanus</i> nom. n., <i>Eudorylaimus</i> .....	<i>Eudorylaimus</i>
<i>thornei</i> FILIPJEV, 1931, <i>Chrysonema</i> .....	<i>Mesodorylaimus?</i>
<i>thornei</i> TJEPKEMA, FERRIS & FERRIS, 1971, <i>Eudorylaimus</i> .....	<i>Microdorylaimus</i> ; ANDRÁSSY, 1986
<i>thornei</i> FERRIS, 1968, <i>Labronema</i> .....	<i>Labronema</i>
<i>tigrodon</i> THORNE, 1967, <i>Carcharoides</i> .....	<i>Caryboca</i> ; comb. n.
<i>torosa</i> sp. n., <i>Crassogula</i> .....	<i>Crassogula</i>
<i>torpidus</i> BASTIAN, 1865, <i>Dorylaimus</i> .....	inqu.
<i>tritici</i> BASTIAN, 1865, <i>Dorylaimus</i> .....	<i>Aporcelaimellus</i> ; ANDRÁSSY, 1986
<i>tropicus</i> JANA & BAQRI, 1981, <i>Aporcelaimellus</i> .....	<i>Takamangai</i> ; comb. n.
<i>truncatus</i> COBB in THORNE & SWANGER, 1936, <i>Dorylaimus</i> .....	<i>Eudorylaimus</i> ; ANDRÁSSY, 1959
<i>turkestanicus</i> ELIAVA, 1968, <i>Eudorylaimus</i> .....	<i>Eudorylaimus</i>
<i>udaipurensis</i> KHERA, 1971, <i>Eudorylaimus</i> .....	<i>Tylencholaimellus</i> ; ANDRÁSSY, 1986
<i>uniforme</i> THORNE, 1939, <i>Labronema</i> .....	= <i>Labronema hyalinum</i>
<i>uniformis</i> THORNE, 1929, <i>Dorylaimus</i> .....	<i>Allodorylaimus</i> ; ANDRÁSSY, 1986
<i>upum</i> BAQRI & JAIRPURI, 1968, <i>Dorylaimus</i> .....	<i>Nygolaimidae?</i>
<i>vanrosseni</i> LOOF, 1961, <i>Eudorylaimus</i> .....	<i>Eudorylaimus</i>
<i>varians</i> THORNE, 1874, <i>Eudorylaimus</i> .....	= <i>Eudorylaimus carteri</i>
<i>varicaudatus</i> THORNE, 1929, <i>Dorylaimus</i> .....	<i>Labronema</i> ; THORNE, 1939
<i>verrucosus</i> LOOF, 1975, <i>Eudorylaimus</i> .....	<i>Eudorylaimus</i>
<i>vestibulifer</i> MICOLETZKY, 1922, <i>Dorylaimus</i> .....	<i>Eudorylaimus</i> ; ANDRÁSSY, 1959
<i>vesuvianus helveticus</i> STEINER, 1914, <i>Dorylaimus</i> .....	= <i>Takamangai steineri</i>
<i>virgo</i> MONTEIRO, 1970, <i>Labronema</i> .....	<i>Labronema</i>
<i>vitrinus</i> THORNE & SWANGER, 1936, <i>Dorylaimus</i> .....	<i>Aporcelaimellus</i> ; BAQRI & KHERA, 1975
<i>vulvapapillatus</i> MEYL, 1954, <i>Dorylaimus</i> .....	<i>Labronema</i> ; LOOF & GERAERT, 1981
<i>vulvostriatus</i> STEFANSKI, 1924, <i>Dorylaimus</i> .....	<i>Rhysocolpus</i> ; ANDRÁSSY, 1971
<i>waenga</i> YEATES, 1967, <i>Takamangai</i> .....	<i>Takamangai</i>
<i>wahapuensis</i> YEATES, 1967, <i>Torumanawa</i> .....	<i>Torumanawa</i>
<i>yucatanensis</i> CHITWOOD, 1938, <i>Dorylaimus</i> .....	= <i>Allodorylaimus granuliferus</i>
<i>zucii</i> ANDRÁSSY, 1968, <i>Discolaimus</i> .....	<i>Discolaimus</i>

## REFERENCES

1. AHMAD, W. & JAIRAJPURI, M. S. (1982): Some new and known species of Dorylaimoidea. — *Nematologica*, 28: 39–6.
2. ALLGÉN, C. (1950): Westschwedische marine litorale und terrestrische Nematoden. — *Ark. Zool.*, 1: 301–344.
3. ALTHERR, E. (1950): De quelques Nématodes des garides valaisannes. — *Bull. "Murith."*, 67: 90–103.
4. ALTHERR, E. (1958): Nématodes du bassin inférieur de la Weser et des dunes d'Héligoland. Espèces nouvelles ou incomplètement décrites. — *Mém. Soc. Vaud. Sci. Nat.*, 74: 45–63.
5. ALTHERR, E. (1968): Nématodes de la nappe phréatique du réseau fluvial de la Saale (Thuringe) et psammiques du Lac Stechlin (Brandenbourg du nord). — *Limnologica*, Berlin, 6: 247–320.
6. ALTHERR, E. (1972): Contribution à la connaissance des Nématodes de l'estuaire de l'Amazone. — *Amazonia*, 3: 141–174.
7. ALTHERR, E. & DELAMARE-DEBOUTTEVILLE, C. (1972): Nématodes interstitiels des eaux douces de États-Unis d'Amérique (états de Washington, du Colorado et du Massachusetts) récoltés par Cl. Delamare-Deboutteville. — *Ann. Spéleol.*, 27: 683–760.

8. ANDRÁSSY, I. (1958): Erd- und Süßwassernematoden aus Bulgarien. — *Acta Zool. Hung.*, 4: 1—88.
9. ANDRÁSSY, I. (1959): Freilebende Nematoden aus Rumänien. — *Ann. Univ. Sci. Budapest*, 2: 3—27.
10. ANDRÁSSY, I. (1959): Taxonomische Übersicht der Dorylaimen (Nematoda), I. — *Acta Zool. Hung.*, 5: 191—240.
11. ANDRÁSSY, I. (1962): Neue Nematoden-Arten aus Ungarn. II. Fünf neue Arten der Überfamilie Dorylaimoidea. — *Opusc. Zool. Budapest*, 4: 21—33.
12. ANDRÁSSY, I. (1962): Nematologische Notizen, 11. — *Opusc. Zool. Budapest*, 4: 9—19.
13. ANDRÁSSY, I. (1963): Nematologische Notizen, 12. — *Ann. Univ. Sci. Budapest*, 6: 3—12.
14. ANDRÁSSY, I. (1967): Nematoden aus Chile, Argentinien und Brasilien, gesammelt von Prof. Dr. H. Franz. — *Opusc. Zool. Budapest*, 7: 3—34.
15. ANDRÁSSY, I. (1978): Fresh-water nematodes from the Himalayas (Nepal). — *Opusc. Zool. Budapest*, 15: 3—21.
16. ANDRÁSSY, I. (1985): A dozen new nematode species from Hungary. — *Opusc. Zool. Budapest*, 19—20: 3—39.
17. ANDRÁSSY, I. (1986): The genus *Eudorylaimus* Andrassy, 1959 and the present status of its species (Nematoda: Qudsiainematidae). — *Opusc. Zool. Budapest*, 22: 3—42.
18. ANDRÁSSY, I. (1987): The free-living nematode fauna of the Kiskunság National Park. — In: *The Fauna of the Kiskunság National Park*: 15—46.
19. ANDRÁSSY, I. (1989): Six new nematode species from South America. — *Acta Zool. Hung.*, 35: 1—16.
20. ANDRÁSSY, I. (1990): The superfamily Dorylaimoidea (Nematoda) — a review. Family Qudsiainematidae, I. — *Acta Zool. Hung.*, 36: 163—188.
21. ANDRÁSSY, I. (1991): The free-living nematode fauna of the Bátorliget Nature Reserves. — In: *The Bátorliget Nature Reserves — after forty years*: 129—197.
22. BAQRI, Q. H. & COOMANS, A. (1985): On the identity of *Indokochinema ekramullahi* Jana & Baqri, 1983. — *Indian Journ. Nematol.*, 15: 124.
23. BRZESKI, M. (1960): Dre neue freilebende Nematoden aus Polen. — *Bull. Acad. Polon. Sci.*, 8: 261—264.
24. BRZESKI, M. (1962): Two new species of the genus *Eudorylaimus* Andrassy from Poland (Nematoda, Dorylaimidae). — *Bull. Acad. Polon. Sci.*, 10: 541—544.
25. BUSSAU, C. (1991): Freilebende Nematoden aus Küstendünen und angrenzenden Biotopen der deutschen und dänischen Küsten. III. Dorylaimida. — *Zool. Anz.*, 226: 33—63.
26. BÜTSCHLI, O. (1873): Beiträge zur Kenntnis der freilebenden Nematoden. — *Nova Acta Ksl. Leop.-Carol. Deutsch. Akad. Naturf.*, 36: 1—144.
27. CHESUNOV, A. V. (1985): Two new species of nematodes (Enoplida, Dorylaimidae) from the Caspian Sea. — *Zool. Zhurn.*, 64: 498—505. (In Russian.)
28. COBB, N. A. (1891): *Onyx* and *Dipeltis*: New nematode genera, with a note on *Dorylaimus*. — *Proc. Linn. Soc. N. South Wales*, 2: 143—158.
29. COBB, N. A. (1906): Free living nematodes inhabiting the soil about the roots of cane, and their relation to root diseases. — *Bull. Haw. Sugar Plant. Ass. Exper. Stat.*, 2: 163—195.
30. COOMANS, A. & LOOF, P. A. A. (1978): Observations on the subfamily Aetholaiminae Jairajpuri, 1965 (Nygolaimidae: Nematoda). — *Proc. Helminthol. Soc. Washington*, 45: 82—92.
31. DADAY, J. (1906): Zwei bathybiische Nematoden aus dem Vierwaldstädter See. — *Zool. Anz.*, 30: 413—415.
32. DAREKAR, K. S. & KHAN, E. (1979): Soil and plant parasitic nematodes from Maharashtra, India. VII. *Indokochinema conicauda* n. gen., n. sp. and *Kochinematidae* n. fam. (Dorylaimida: Nematoda). — *Indian Journ. Nematol.*, 8: 140—143.

33. DAS, V. M., KHAN, E. & LOOF, P. A. A. (1969): Revision of the genus *Discolaimoides* Heyns, 1963 with description of two new species reminiscent of this genus. — *Nematologica*, 15: 473–491.
34. EROSHENKO, A. S. (1976): New species of nematodes of the genus *Pungentus* (Dorylaimidae) from forests of the Soviet Far East. — *Zool. Zhurn.*, 55: 1445–1454. (In Russian.)
35. FERRIS, V. R. (1968): Biometric analyses in the genus *Labronema* (Nematoda: Dorylaimida) with a description of *L. thornei* n. sp. — *Nematologica*, 14: 276–284.
36. GAGARIN, V. G. (1991): Seven new species of freshwater nematodes. — *Zool. Zhurn.*, 70: 20–27. (In Russian.)
37. GERAERT, E. (1962): Two new species of the Dorylaiminae. — *Birdr. tot Kenn. Plantenpar. Vrijlev. Nemat. Kongo*, 5: 1–20.
38. HEYNS, J. (1963): A report on South African nematodes of the genera *Labronema* Thorne, *Discolaimus* Cobb, *Discolaimoides* n. gen., and *Discolaimium* Thorne (Nemata: Dorylaimoidea). — *Proc. Helminthol. Soc. Washington*, 30: 1–6.
39. HOFMÄNNER, B. & MENZEL, R. (1914): Neue Arten freilebender Nematoden aus der Schweiz. — *Zool. Anz.*, 44: 80–91.
40. HUNT, D. J. (1978): *Stomachoglossa bryophilum* n. sp. (Brittonematidae), *Westindicus rapax* n. sp. (Paractinolaimidae), *Caribenema siddiqii* n. sp. and *C. longidens* Thorne, 1967 (Carcharolaimidae) from St. Lucia. — *Nematologica*, 24: 175–183.
41. JAIRAJPURI, M. S. (1965): *Qudsianema amabilis* n. gen., n. sp. (Nematoda: Dorylaimoidea) from India. — *Proc. Helminthol. Soc. Washington*, 32: 72–73.
42. JAIRAJPURI, M. S. (1968): *Durinema*, a nematode genus belonging to the family Belondiridae Thorne, 1939. — *Journ. Helminthol.*, 42: 37–40.
43. JAIRAJPURI, M. S. (1968): Three new species of Actinolaimidae (Nematoda: Dorylaimoidea) from India. — *Proc. Helminthol. Soc. Washington*, 35: 96–102.
44. JAIRAJPURI, M. S. & AHMAD, W. (1983): *Aporcedorus filicaudatus* n. gen., n. sp., *Laimydorus dhanachandi* n. sp. and *Eudorylaimus himalus* n. sp. (Nematoda: Dorylaimida) from India. — *Nematologica*, 28: 427–436.
45. JANA, A. & BAQRI, Q. H. (1981): On the species of *Aporcelaimellus* Heyns, 1965 from West Bengal (Aporcelaimidae: Nematoda). — *Bull. Zool. Surv. India*, 3: 221–225.
46. JANA, A. & BAQRI, Q. H. (1983): Nematodes from West Bengal (India, XII). *Dorylaimus innovatus* sp. n., *Thonus confusus* sp. n. and *Indokochinema ekramullahi* sp. n. (Dorylaimoidea). — *Indian Journ. Nematol.*, 12: 263–271.
47. KRŃJAČIĆ, D. & LOOF, P. A. A. (1975): *Carcharolaimus banaticus* sp. n. (Nematoda: Discolaimidae) and its ecology. — *Nematol. Mediterr.*, 2: 153–161.
48. LIEBERMANN, A. (1928): Die freilebenden Nematoden der Flussbingen der Moldau bei Bránik. — *Intern. Rev. Ges. Hydrobiol., Hydrogr.*, 20: 409–429.
49. LOOF, P. A. A. (1961): The nematode collection of Dr. J. G. de Man, 1. — *Meded. Labor. Phytopath.*, 190: 169–254.
50. LOOF, P. A. A. (1964): Free-living and plant-parasitic nematodes from Venezuela. — *Nematologica*, 10: 201–300.
51. LOOF, P. A. A. (1971): Freelifving and plant parasitic nematodes from Spitzbergen, collected by Mr. H. Van Rossen. — *Meded. Landbouwhoges. Wageningen*, 71: 1–86.
52. LOOF, P. A. A. & COOMANS, A. (1970): On the development and location of the esophageal gland nuclei in the Dorylaimina. — *Proc. IX. Intern. nematol. Symp. Warsaw*: 79–161.
53. LOOF, P. A. A. & GROOTAERT, P. (1981): Redescription of *Labronema vulvapapillatum* (Meyl, 1954) nov. comb. (Dorylaimoidea). — *Nematologica*, 27: 139–145.
54. LORDELLO, L. G. E. (1953): Contribuição ao conhecimento dos Nematódeos do solo de algumas regiões do estado de São Paulo. — *Dissertation, Piracicaba*: 1–76.
55. LORDELLO, L. G. E. (1957): Two new nematodes found associated with soybean roots. — *Nematologica*, 2: 19–24.

56. LORDELLO, L. G. E. (1967): Novo genero de nematóide do solo de familia Actinolaimidae. — An. E. S. A. "Luiz de Queiroz", 24: 87—90.
57. DE MAN, J. G. (1880): Die einheimischen, frei in der reinen Erde und im süßen Wasser lebenden Nematoden, monographisch bearbeitet. — Tijdschr. Nederl. Dierk. Vereen., 5: 1—104.
58. DE MAN, J. G. (1885): Helminthologische Beiträge. — Tijdschr. Nederl. Dierk. Vereen., 2: 1—26.
59. DE MAN, J. G. (1907): Observation sur quelques espèces de nématodes terrestres libres de l'île de Walcheren. — Ann. Soc. Roy. Zool. Malacol. Belgique, 41: 161—174.
60. MEYL, A. H. (1954): Die bisher in Italien gefundenen freilebenden Erd- und Süßwasser-Nematoden. — Arch. Zool. Ital., 39: 161—264.
61. MICOLETZKY, H. (1922): Die freilebenden Erd-Nematoden mit besonderer Berücksichtigung der Steiermark und der Bukowina, zugleich mit einer Revision sämtlicher nicht mariner, freilebender Nematoden in Form von Genus-Beschreibungen und Bestimmungsschlüsseln. — Arch. Naturgesch., Abt. A, 87: 1—650.
62. MONTEIRO, A. R. (1970): Dorylaimoidea de cafezais paulistas (Nemata, Dorylaimida). — Dissertação, Piracicaba: 1—137.
63. NELL, N. & HEYNS, J. (1988): A diagnostic species compendium of the genus *Labronema* Thorne, 1939 (Nematoda: Dorylaimida). — *Phytophylactica*, 20: 47—53.
64. RAHMAN, M. F., JAIRAJPURI, M. S., AHMAD, I. & AHMAD, W. (1987): Two new species of *Labronema* Thorne, 1939 (Nematoda: Dorylaimida) from India. — *Nematologica*, 32: 367—373.
65. SAUER, M. R. (1967): Three new species of *Carcharolaimus* (Nematoda: Dorylaimidae). — *Nematologica*, 13: 311—317.
66. SCHUURMANS STEKHOVEN, J. H. (1951): Nématodes saprozoaires et libres du Congo Belge. — *Mém. Inst. Roy. Sci. Nat. Belgique*, 12: 1—79.
67. SCHUURMANS STEKHOVEN, J. H. & TEUNISSEN, R. J. H. (1938): Nématodes libres terrestres. — In: *Expl. Parc Nat. Albert, Miss. de Witte (1933—1935)*, Brussel, 22: 1—229.
68. SIDDIQI, M. R. (1965): Seven new species of Dorylaimoidea (Nematoda) from India, with descriptions of *Lenonchium* n. gen. and *Galophinema* n. gen. — *Proc. Helminthol. Soc. Washington*, 32: 81—90.
69. STEINER, G. (1914): Freilebende Nematoden aus der Schweiz. 2. Teil einer vorläufigen Mitteilung. — *Arch. Hydrobiol.*, 9: 420—438.
70. SUKUL, N. C., DAS, P. K. & MITRA, B. (1975): *Labronema digitatum* n. sp. (Nematoda: Dorylaimoidea), a new soil nematode from cultivated soils of Santiniketan. — *Indian Agric.*, 19: 299—302.
71. SULTAN, M. S. & SINGH, I. (1981): Two new species of *Carcharolaimus* Thorne, 1939 (Nematoda: Dorylaimida). — *Revue Nématol.*, 4: 199—202.
72. TARJAN, A. C. & HOPPER, B. E. (1974): Nomenclatorial compilation of plant and soil nematodes. — *DeLeon Springs, Florida*: 1—419.
73. THORNE, G. (1929): Nematodes from the summit of Long's peak, Colorado. — *Trans. Amer. Microsc. Soc.*, 48: 181—195.
74. THORNE, G. (1939): A monograph of the nematodes of the superfamily Dorylaimoidea. — *Capita Zool.*, 8: 1—261.
75. THORNE, G. (1961): *Principles of nematology*. — New York: 1—553.
76. THORNE, G. (1967): Nematodes of Puerto Rico: Actinolaimoidea new superfamily with a revision of its genera and species, with addenda to Belondiroidoidea (Nemata, Adenophorea, Dorylaimida). — *Agric. Exper. Stat. Univ. Puerto Rico*, 43: 1—48.
77. THORNE, G. (1974): Nematodes of the Northern Great Plains. Part II. Dorylaimoidea in part (Nemata: Adenophorea). — *Techn. Bull. Agric. Exp. Stat. South Dakota State Univ., Brookings*, 41: 1—120.
78. THORNE, G. (1975): Nematodes of the Northern Great Plains. No. 2. Errata. — *Nemat. News Letter*, 21: 5.

79. THORNE & SWANGER, H. H. (1936): A monograph of the nematode genera *Dorylaimus* Dujardin, *Aporcelaimus* n. g., *Dorylaimoides* n. g. and *Pungentus* n. g. — *Capita Zool.*, 6: 1—223.
80. TJEPKEMA, J. P., FERRIS, V. R. & FERRIS, J. M. (1971): Review of the genus *Aporcelaimellus* Heyns, 1965 and six species group of the genus *Eudorylaimus* Andrassy, 1959 (Nematoda: Dorylaimida). — *Res. Bull. Purdue Univ.*, 882: 1—52.
81. TULAGANOV, A. T. (1949): Plant parasitic and soil nematodes in the Uzbekistan. — *Izdat. Akad. Nauk Uzbeksk. SSR, Tashkent*: 1—227. (In Russian.)
82. VAN REENEN, E. & HEYNS, J. (1986): *Skibbenema constrictum* n. gen., n. sp. (Nematoda: Qud-sianematidae) from the Transvaal, with a note on the female reproductive system. — *Phytophylactica*, 18: 217—220.
83. VINCIGUERRA, M. T. (1984): Description of two new species and remarks on some known species of nematodes from Sardinia. — *Animalia*, 11: 127—134.
84. VINCIGUERRA, M. T. (1988): A new classification of Actinolaimoidea Thorne, 1939 using a cladistic approach. — *Nematologica*, 33: 251—277.
85. VINCIGUERRA, M. T. & ZULLINI, A. (1980): New or rare species from Italian sand dunes. — *Animalia*, 7: 29—44.
86. WILLIAMS, J. R. (1959): Studies on the nematode soil fauna of sugar cane fields in Mauritius. 3. *Dorylaimidae* (Dorylaimoidea, Enoplida). — *Occ. Pap. Mauritius Sugar Ind. Res. Inst.*, 3: 1—28.
87. WINISZEWSKA-SLPIŃSKA, G. (1987): *Wolnozyjace nicienie glebowe* (Nematoda) *Gór Swietokrzyskich*. — *Fragm. Faun. Polska Akad. Nauk*, 31: 11—41.
88. YEATES, G. W. (1967): Studies on nematodes from dune sands. 6. *Dorylaimoidea*. — *New Zealand Journ. Sci.*, 10: 752—784.
89. ZELL, H. (1986): Nematoden eines Buchenwaldbodens. 6. Die *Dorylaimen* (Nematoda, Dorylaimida). — *Carolinea*, 44: 91—118.
90. ZULLINI, A. (1973): Some soil and freshwater nematodes from Chiapas (Mexico). — In: *Subterranean fauna of Mexico*, 171: 55—96.