

Aspect ratio of marine fishes from India

P. P. Ayana¹ and U. Ganga^{2*}

¹Kerala University of Fisheries and Ocean studies, Kochi-682 506, Kerala

²ICAR-Central Marine Fisheries Research Institute, Kochi-682 018, Kerala

* E-mail: gangajagan@gmail.com

Abstract

Fish morphometrics is an important aspect in fish taxonomy and fish biology studies. The aspect ratio (A) of fishes is related to metabolism and food consumption. It is also as an attribute for determining swimming speed that influences escape from predators and resulting survival in the wild. In this study the aspect ratio of 54 species of commonly exploited marine fishes using a manual graph method that can be used for comparisons across species is presented. Unlike digital imaging methods, this procedure does not involve the 'perspective' and 'distortion' errors which means that it can be used even for fishes with large caudal fins and allows results to be compared with other studies.


Key words: Aspect ratio, marine fishes, graph method

Introduction

Eco-morphological studies in fishes focus on species specific patterns. Feeding related morphological traits in fishes include caudal tail characteristics besides mouth gape and gut length. Empirical models to obtain food consumption estimates require information on the fish feeding habit (herbivore, omnivore, detritivore, carnivore), metabolism (preferred temperature), level of activity (swimming speed, fin shape and life history) inputs have been developed (Froese and Pauly, 2019).

Fin shape and Aspect ratio (A)

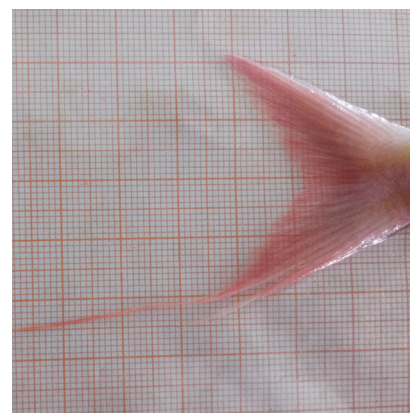
Aspect ratio (A) is influenced by fin shapes which differ among different fish families and species. Fish samples were collected from trawl, gillnet and ring seine landings and individual fish lengths (in cm) and weight (in grams) were recorded. 54 fish species from 23 families were taken for the study. Of these, 34 were pelagic species belonging to 11 families and 20 were demersal species from 12 families (Table 1). The tail shapes of fishes were classified as rounded, truncate, emarginated, forked or



Thyssa mystax (EvenlyForked)




Cheilopogon furcatus (Unevenly forked)



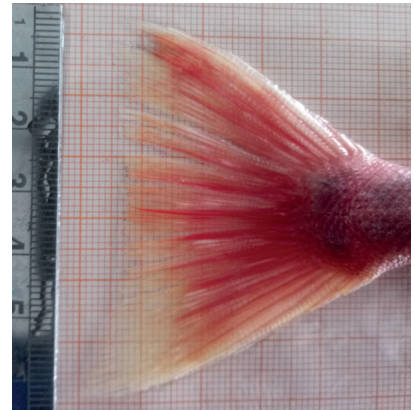
Nemipterus japonicus (Forked)




Istiophorus platypterus (Lunate)



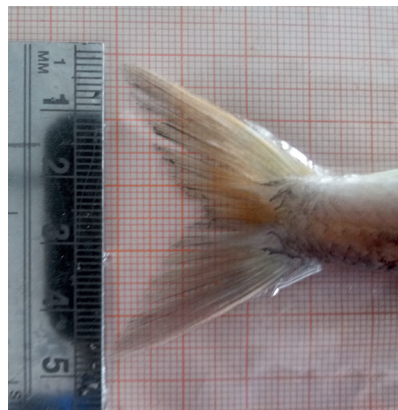
Odonus niger (Lunate)



Priacanthus hamrur (Truncate)



Trachinocephalus myops (Emarginate)



Saurida undosquamis (Emarginate)



Sphyraena forsteri (Emarginate)

Figure.1. various fin shapes recorded in fishes

lunate (Figure1) and Aspect ratio was calculated using the equation

$$A = h^2/s$$

Where h pertains to the height of the caudal fin and s (shaded area) is its surface area (Fig.2) following Sambily (1990).

For the calculation of A, the caudal fin was spread out on a glass paper and the exact shape drawn. These individual sketches which were transferred to a graph paper and calculation as per the formula given above was done for each fish.

Caudal fin is the most important factor determining locomotor activities in fish especially in pelagics. Pelagic fishes with higher aspect ratio were active fishes with high metabolic rates (scombroids) while fishes with lower metabolism (belonids, clupeids) had lower aspect ratio (Table 1). Full beaks, flying fishes and half beaks (Belonidae,

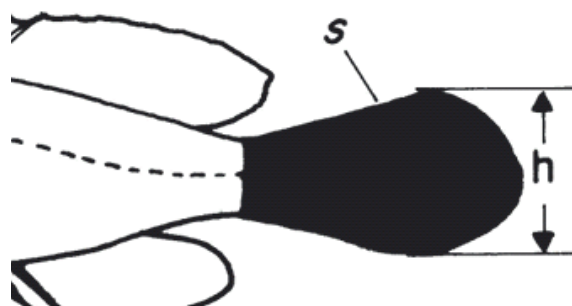
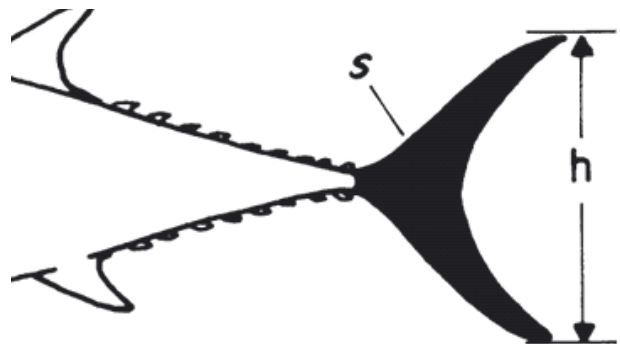


Fig.2. Aspect ratio calculation

Table.1 Aspect ratio of pelagic fishes

Species	Family	Common name	A
<i>Strongylura strongylura</i>	Belonidae	Spottail needlefish	1.1
<i>Strongylura incisa</i>	Belonidae	Reef needlefish	1.25
<i>Rhynchorhamphus malabaricus</i>	Hemiramphidae	Malabar half-beak	1.75
<i>Hemiramphus lutkei</i>	Hemiramphidae	Lutke's half-beak	1.92
<i>Dactyloptena orientalis</i>	Dactylopteridae	Oriental flying gurnard	1.921
<i>Hyporhamphus quoyi</i>	Belonidae	Quoy's garfish	2
<i>Escualosa thoracata</i>	Clupeidae	White sardine	2.06
<i>Encrasicholina devisi</i>	Engraulidae	Devis anchovy	2.07
<i>Stolephorus commersonni</i>	Engraulidae	Commerson's anchovy	2.13
<i>Cypselurus poecilopterus</i>	Exocoetidae	Yellowring flyingfish	2.22
<i>Strongylura leiura</i>	Belonidae	Banded needlefish	2.266
<i>Opisthopterus tardoore</i>	Pristigasteridae	Tardoore	2.4
<i>Alepes vari</i>	Carangidae	Herring scad	2.48
<i>Caranx heberi</i>	Carangidae	Blacktip trevally	2.49
<i>Thyssa mystax</i>	Engraulidae	Moustached thyryssa	2.5
<i>Alepes djedaba</i>	Carangidae	Shrimp scad	2.6
<i>Ablennes hians</i>	Belonidae	Flat needlefish	2.71
<i>Sphyaena forsteri</i>	Sphyaenidae	Bigeye barracuda	2.73
<i>Hemiramphus far</i>	Hemiramphidae	Blackbarred halfbeak	2.99
<i>Caranx ignobilis</i>	Carangidae	Giant trevally	3.15
<i>Seriolina nigrofasciata</i>	Carangidae	Blackbanded trevally	3.21
<i>Megalaspis cordyla</i>	Carangidae	Torpedo scad	3.38
<i>Rastrelliger kanagurta</i>	Scombridae	Indian mackerel	3.38
<i>Alepes kleinii</i>	Carangidae	Razorbelly scad	3.5
<i>Sardinella longiceps</i>	Clupeidae	Indian oil sardine	3.5
<i>Cheilopogon furcatus</i>	Exocoetidae	Spotfin flying fish	3.8
<i>Selar crumenophthalmus</i>	Carangidae	Bigeye scad	3.89
<i>Scomberoides commersonnianus</i>	Carangidae	Talang queenfish	4.15
<i>Decapterus russelli</i>	Carangidae	Indian scad	4.38
<i>Anodontostoma chacunda</i>	Clupeidae	Gizzard shad	4.57
<i>Auxis thazard</i>	Scombridae	Frigate tuna	5.9
<i>Istiophorus platypterus</i>	Istiophoridae	Indo-Pacific sailfish	6.15
<i>Katsuwonus pelamis</i>	Scombridae	Skipjack	6.84
<i>Thunnus albacares</i>	Scombridae	Yellowfin tuna	8.76

dactylopteridae, Hemiramphidae) had A ranging from 1.1 to 3.38. The carangids had a wide range of A from 2.5 in *A. vari* to 4.4 in *D. russelli*. This group classified as scads, trevallies, leather jackets and queen fishes have diverse morphometrics and resulting life history traits (maximum body size attained, schooling or solitary nature, preferring deep sea or shallow/coastal habitats). In Clupeidae A was

lowest in *E. thoracata* (2.06) and highest in *A. chacunda* (4.57). In family scombridae (tunas) A ranged from 5.9 in the largely coastal, frigate tuna *Auxis thazard* to 8.76 in the oceanic yellowfin tuna (*Thunnus albacares*). The sail fish (*Istiophorus platypterus*) found in the coastal and oceanic water had A of 6.15. With speeds of nearly 70 mph, the sailfish is reportedly the fastest fish in the ocean

Table 2. Aspect ratio of demersal fishes

Species	Family	Common name	A
<i>Johnius glaucus</i>	Sciaenidae	Pale spotfin croaker	0.75
<i>Kathala axillaris</i>	Sciaenidae	Kathala croaker	1.3
<i>Nemipterus randalli</i>	Nemipteridae	Randall's threadfin bream	1.36
<i>Epinephelus quoyanus</i>	Serranidae	Longfin grouper	1.38
<i>Psammoperca waigiensis</i>	Latidae	Waigieu seaperch	1.61
<i>Epinephelus chlorostigma</i>	Serranidae	Brownspotted grouper	1.67
<i>Odonus niger</i>	Balistidae	Red-toothed triggerfish	1.77
<i>Priacanthus hamrur</i>	Priacanthidae	Moontail bullseye	1.84
<i>Pampus argenteus</i>	Stromateidae	Silver pomfret	1.96
<i>Sufflamen fraenatum</i>	Balistidae	Masked triggerfish	2.45
<i>Nemipterus japonicus</i>	Nemipteridae	Japanese threadfin bream	2.53
<i>Trachinocephalus myops</i>	Synodontidae	Snakefish	2.81
<i>Lactarius lactarius</i>	Lactariidae	False trevally	2.86
<i>Saurida undosquamis</i>	Synodontidae	Brushtooth lizardfish	2.95
<i>Saurida tumbil</i>	Synodontidae	Greater lizardfish	3.02
<i>Otolithes ruber</i>	Sciaenidae	Tigertooth croaker	3.6
<i>Pristipomoides typus</i>	Lutjanidae	Sharptooth jobfish	3.74
<i>Otolithes cuvieri</i>	Sciaenidae	Lesser tigertooth croaker	3.87
<i>Mene maculata</i>	Menidae	Moonfish	3.93
<i>Arius subrostratus</i>	Ariidae	Shovelnose sea catfish	4.47

(<https://oceanservice.noaa.gov/facts/fastest-fish.html>) while the barracuda is a sprinter, capable of bursts of speed in pursuit of prey. Among demersal fishes, A ranged from 0.75-4.47. Sciaenidae and serranidae had the lowest A with *Johnius glaucus* having 0.7 and *Arius subrostratus* with 4.47 (Table 2). Swimming speed, acceleration and manoeuvrability of the fishes is affected by A with high values in fishes showing long-distance 'cruising' or rapid acceleration (eg. tunas) and low aspect ratios in fishes with slower movements and greater manoeuvrability (eg. groupers). The habitats of these two groups are very different being the open ocean and coral reefs respectively. The carangids had a wide range of A from 2.5 in *A. vari* 4.4 in *D. russelli*. This is probably because the various species in the group classified as scads, trevallies, leather jackets and queen fishes are of various characteristics (maximum body size attained, schooling or solitary nature, preferring deep sea or shallow/coastal habitats). Groupers (family Serranidae) are essentially ambush predators, and the thrust provided by low aspect ratios for occasional bursts of speed to capture prey is considered more beneficial than the swimming efficiency provided by a high aspect ratio.

Review of literature of the species wise estimates of A indicated regional influences in different databases. Such differences may largely be due to methods used and inherent measurement errors across these studies reporting A values. Drawbacks of the digital imaging technology in fish morphometrics is the perspective (specimen orientation related) and distortion (equipment related) errors that occur which can lead to inaccurate images and faulty results from a digital image based morphometric analysis (Muir *et al.*, 2012). However, the manual graph method avoids this pitfall and also allows results to be compared across studies. This is indicating that the methodology can be applied with more species or locations and results can be compared to arrive at inputs required for ecosystem modelling exercises with specific reference to Indian seas for which such information is limited.

References

- Froese, R and D. Pauly (editors) 2019. FishBase world wide web electronic publications www.fishbase.org (02/2019)
- Sambalay, JR, V. C. 1990. *Fishbyte, ICLARM Contribution no 689*, p.16-20
- Muir *et al.*, 2012. *Trans. Am. Fish. Soc.*, 141(4): 1161 -1170