



H. H.

Tropaeolum azureum.

THE

FLORICULTURAL CABINET



FLORISTS' MAGAZINE.

JANUARY TO DECEMBER, 1843.

VOLUME XI.

CONDUCTED BY JOSEPH HARRISON,

DOWNHAM NURSERY, NORFOLK.

LONDON:

WHITTAKER AND CO., AVE MARIA LANE.

1843.

LONDON:
Printed by WILLIAM CLOWES and Sons,
Stamford Street,

P R E F A C E.

IN our annual address to the readers of the FLORICULTURAL CABINET, we are aware it is expected of us to point out in the volume completed the accomplishment of past promises, and state our purposes as to the future; also to express our gratitude for the unceasing encouragement which has been afforded us, and mention the sources we rely upon for perpetuating and extending the countenance with which we have been through another year so extensively and liberally favoured.

By referring to the prefatory remarks of last volume, our readers will find the recorded promises we made, and in glancing over the pages of the present one, they will obtain a truer opinion of their fulfilment than we can allow ourselves here to express. We hesitate not however to say, that the present volume is equal in every point to any previous one, and that, as a Floral publication, our work not only stands on an eminence far beyond any other in point of circulation, but in the subjects introduced into its pages as to their real utility. To attain this elevated position, we are deeply sensible that it has been by the generous aid of a Floral Public; and in order to retain this advancement, we look especially to them, and most respectfully solicit a continuance of their aid.

For the past, we beg again to record our grateful sense of obligation to them, and our utmost exertions shall be directed to render each successive Number worthy of their continued confidence and support by adopting every available means for maintaining, what has heretofore been our aim, viz., increasing *interest* and *usefulness*. The repeated kindness of our correspondents and readers encourages our hopes for future assistance, and thus supported we know will lay us under additional obligations to be grateful; we pledge to give the proof by our exertions.

Downham,
December 22nd, 1843.

THE
FLORICULTURAL CABINET,

JANUARY 1st, 1843.

PART I.
EMBELLISHMENTS.

ARTICLE I.

TROPÆOLUM AZUREUM. (*Blue-flowered Indian Cress.*)

TROPÆOLEÆ. OCTANDRIA MONOGYNIA.

THE existence of a blue-flowered Nasturtium was first communicated to this country by Mr. Miers, in the account given of his travels in Chili. A few years ago the existence of a blue Nasturtium was considered impossible, from the fact of its being asserted, and the generally-received opinion, that any genus of plants having in it a pure yellow flower, no blue-flowered one could, by any possibility, be produced; and on the opposite, where a blue flower existed in a genus there could not be a pure yellow. It is very uncommon that a genus, that has bright-red, or orange-coloured flowers, has one with blue. *Leschenaultia* was for some years only known in this country with the fine scarlet flowers of *L. formosa*. At length, however, Mr. Drummond discovered, in the Swan River settlement, the beautiful blue-flowering *L. biloba*, which is now so deservedly esteemed, and deserves a place in every greenhouse. In *Nasturtium* we have long had flowers of the purest yellow, and now those of as fine a blue as the Siberian Larkspur. We may now indulge the expectation of having a blue-flowered *Dahlia* or *Ranunculus*, or a yellow *Pelargonium*, &c.

The present interesting blue-flowered *Tropæolum* was discovered by Mr. William Lobb, a collector employed by Messrs. Veitchs, nurserymen, of Exeter, at a place called Cuesta Dormeda, about sixteen leagues from Valparaiso, in February, 1842, who sent tubers

to Messrs. Veitch, which arrived in June; and a blooming plant was exhibited at the meeting of the London Horticultural Society, on October 4, for which the Society's large silver medal was awarded to Messrs. Veitch and Son. We recently received beautiful flowering specimens from our respected friend, Mr. Low, of the Clapton nursery.

The plant appears to flourish under the same treatment as *T. tricolorum*; flower as abundantly. In order to get the tubers to a fine size, they must, for a year or two, be placed on the soil, so that one-half is exposed, which causes them to swell rapidly; but when of a sufficient size to push vigorously, they should be wholly covered about an inch deep, which causes the shoots to push much stronger than would be produced if the tubers were half exposed. Care must always be taken to have a small pot, and, as we noticed in a former number, it must be cased by another, filling up the space between with damp sand or moss. A compost of rich sandy loam, turfy peat, (only chopped,) and leafy mould, with some pieces of broken pot or stone scattered among it, suits it admirably. A free bottom drainage is most essential. The tubers usually begin to push by September; they should be potted therefore at the end of August, then be placed in an open, sheltered, warm situation in the open air, where they will grow far more robust than if placed in a greenhouse. When the cold of autumn arrives, they must be removed to a dry, light and airy situation in the greenhouse, where they will come into bloom early in spring and be ornamental till July. In order to have others to come into bloom when these are over, tubers should be kept dormant till spring and then be potted, and the plants will bloom to the end of the season. The plants bloom best when the tubers rest in summer. It is readily increased, like *T. tricolorum*, &c., by cuttings taken off before the plant begins to flower. It deserves a place in every greenhouse.

ARTICLE II.

ON FORMING WAX MODELS OF FLOWERS.

BY A LONDON PRACTITIONER.

OBSERVING a correspondent in the CABINET ask for information on the method of taking wax models of flowers, I forward the particulars

of that which I have most successfully adopted with numerous kinds of the finest flowers.

It is requisite to have a piece of wire about three inches long pointed at one end, and with a round knob of sealing wax, about a quarter of an inch diameter, at the other, so that it resembles a very large pin; and three or four small smooth rods of wood of different sizes; these with a penknife or scissors are the only tools; have also some very thin tin or brass to cut up into patterns, some wire of different sizes covered with silk for stems, and some sheets of wax of requisite colours; thus furnished, set to work. Take a natural flower, as, for example, a primrose, which consists of a green cup or calyx, inside which are five petals, or straw-coloured flower leaves, and in the centre five stamens. Pluck the flower to pieces, and after flattening each part either by putting it between the leaves of a book, or under a warm flat iron, cut out of the thin tin patterns exactly similar to the calyx (allowing here a little to fold over when bent afterwards to the proper shape) and one of the petals. Then laying those upon the wax lengthwise of the sheets, cut out the calyx and the five petals. Take a piece of proper-sized wire for the stalk, and cut five narrow thread-like strips of dark yellow wax for the centre, which fix on the top of the wire by the hard pressure of the thumb and finger; these being on regular and firm, fasten on one of the petals in the same manner by pressure; then a second petal, a third, fourth, and fifth, putting them regularly round and bending each where it joins the stem outwards, so that when completed the flower shall be flat. If the wax should be brittle, hold it in the palm of the hand for a minute; the warmth of this will render it so pliant as to yield readily to any pressure given to it. The petals being fixed, warm the calyx by the hand, and form it into a proper shape on the end of one of the little round and smooth rods of wood before mentioned; slip it on by the lower end of the stalk, and when in its proper position, pinch it tightly round the end, which will fix the whole together, and the flower will be complete, except a few touches of a darker yellow, near the centre, on the petals; this may be done either with oil colours or water-colours mixed with ox-gall.

All this is easy; and there are many flowers that require no more care than this, such, for example, as the violet, the snowdrop, the crocus, the polyanthus, the narcissus, the hyacinth, the tulip, the

laburnum flower, the pink, &c. In some of these, however, there are several florets; each must be made separately, and the thin wires of each tied together by green silk.

The petals of the ranunculus and tulip are hollow, so they are in the rose, and usually in the crocus; their shape is given to them easily by the finger thus—hold the wax petal in the hand till it is pliable, then roll the central part of it with the sealing-wax end of the wire pin, which will, of course, expand it somewhat, then press it with the point of the fingers into the hollow of the hand, which will make it of the requisite concave form. Sometimes the petals should appear rough and corrugated, as in the holyoak, the gum-cistus, and the red poppy; roll it well so as to be very thin and warm, then crumple it up somewhat by the hand, and open it out into its proper form again, when, if done well, it will be ready for use. If a part of the flower resembles a cup, as the centre of the narcissus, it must be formed with the pin as before, the piece of wax being of the size of the cup when cut open. In making a convolvulus, it would be in vain to attempt forming it out of a round or flat piece of wax; the original flower must be cut down on one side, then laid out to flatten, the wax cut of the proper size, and folded carefully over a mould which has been soaking in milk-warm water, the mould previously made by pouring plaster of Paris carefully into a real flower of the same species. Some persons make the convolvulus flower in five sections, and putting these on the mould so that the edges unite, join them together very carefully, and hide the joint on the inside of the flower by placing over them five strips of wax differently coloured, to imitate the rays seen upon the disc.

Dahlia, chrysanthemums, and other flowers that are quilled, that is, have their petals bent in at the edges, must have each separate petal rolled by one of the sealing-wax knobs as for other things, and while warm, the edges bent or rolled up with the fingers into proper shape.

A large dahlia requires about seven sheets of wax, and requires petals of five or six sizes for different parts of the flower, and in the centre of it a lump of green wax, made of the refuse pieces, of about half an inch diameter. Roses, and other delicately-tinted flowers, are mostly made of white wax tinted by powder colours, put on with a short-haired, rather hard brush, such as is used for oriental tinting.

Flowers that are party-coloured or streaked must have the streaks painted upon them. Single flowers will require stamens in their centres; these, if very small or so hidden as not to be conspicuous, may be made of narrow strips of wax of proper colour, which will be much improved in appearance if, when fixed, the ends of them be dipped in gum-water, and fine crumbs of bread mixed with turmeric be sifted upon them. If the stamens are large, they must be formed separately upon fine wires, by moulding between the thumb and finger some of the refuse wax of proper colour, dipping each afterwards, if necessary, in a powder of the natural colour, as in dark yellow for the lily, black for the tulip, &c. The leaves that are attached to the various groups are almost all of cambric, and the manufacture of the artificial flower-makers.

ARTICLE III.

ON THE COBÆA SCANDENS.

BY A TWELVE MONTHS' SUBSCRIBER, OF TOTNESS, IN DEVONSHIRE.

IF you think the following remarks worthy of insertion, I shall be proud in contributing a mite of knowledge through the medium of your valuable work

About the beginning of August I look over the plant and take off as many cuttings as I think necessary, allowing for a few to fail. I insert them, seven or eight in a pot, in loam and sand. I plunge the pot to the rim in bark, (this is four or five years old,) in a cool frame, and give very little water till the cuttings begin to grow. As soon as they have pushed shoots an inch long I remove the pots to the greenhouse for two or three weeks, by the end of this time they are pretty well rooted. I then pot them off separately in sixty-sized pots, and return them again to the greenhouse, where through the winter they are treated as greenhouse plants. About the beginning of May, I, this year, turned them out of doors (a full south aspect I chose) against a trellis forty feet high, fastened against a house. The border is dug out to about thirty inches deep, and filled up with a mixture of loam, very rotten dung, vegetable mould, and a small portion of sea sand. It is not renewed every year, but as the plant is a free grower, I should think, from the quantity of roots it must throw out, it ought to be renewed once in three years. The plant is

pretty freely watered while growing, and this year it has covered nearly three hundred feet of trellis with thousands of its beautiful flowers, nor has the frost or rough weather of this year as yet (Nov. 13) hindered it from blooming, there being at least one hundred and fifty flowers now open. Some persons state that slips must be taken instead of cuttings, but I make no difference. If a branch is broken, I cut it in lengths of about three eyes, or cut out the too crowded branches for that purpose. I must here remark that I prefer plants raised by cuttings to those from seed, as the latter would not have grown enough to plant out by early sowing, while those from cuttings are about five feet high when planted out, and the seed here does not ripen well. Plants too raised from cuttings flower more profusely than seedlings do.

If these remarks be deemed useful, I shall have pleasure in communicating others on floral subjects.

[We shall be much obliged by the promised favours.—CONDUCTOR.]

ARTICLE IV.

OBSERVATIONS ON THE DOUBLE YELLOW ROSE.

BY MR. WILLIAM PHELPS, OF CORSHAM, WILTS.

OBSERVING in your FLORICULTURAL CABINET that you desire to have some account of the Double Yellow Rose from any place where it blows well, I therefore inform you that there is a tree in my garden noted for producing perfect flowers. It is now in high perfection in full bloom; this is the eleventh season it has blown under my care. It appeared to have been much neglected when I took it in hand. It is in a south aspect, the soil is naturally poor, in general not more than a foot deep before we come to the rocky stone. I increase them easily by layers from the old plant, and have sold hundreds since I have been here. Potted plants 1s. each, transplanted in beds 6d. each. I give the ground a good dressing of manure every year, when I take up the layers, and have the old tree pruned every season, much the same as I do bearing peach trees. I have had a basin formed round the root to hold water, lined with stable manure to keep the soil moist; three times a week it has copious waterings, twenty gallons each time during this hot dry weather, which no doubt caused

the old tree to produce such extraordinary fine specimens of bloom this season ; dry hot weather and plenty of water is what the tree delights in.

June 6, 1842.

ARTICLE V.

OBSERVATIONS ON WILD FLOWERS.

BY A FRIEND.

FLOWERS, of all the works of the Almighty Creator, are the sweetest ; they are all most beautiful. Cold and insensible indeed must be the heart that loves them not. But it is the wild flowers of the hedge and the field that I would make a few observations on. Those plants indigenous to Great Britain are a most interesting race, a few species of which have come under cultivation, and seldom have they failed to produce new beauties for the admirers of Flora. There is the little *Bellis perennis*, parent of many pretty varieties, and still capable of further improvement. And the *Viola tricolor*, with its endless attractive genus ; the Pansy alone has made many a florist rejoice to see his little seedling expand and discover to him a variety distinct from any others. And the parents of these are not more elegant than many other species yet unknown ; for though the botanist may have them recorded, and may possess specimens of them, yet until the florist renders them domesticated, their real nature and quality are virtually unknown. Search, then, the forest and the field, for I am persuaded with the poet, that

“ Many a flower is born to blush unseen,
And waste its fragrance on the desert air”—

for even entirely new species may be found ; but those already known would suffice, and many of them, under attentive management, might bid fair to rival even the Pansy in the floral world : and it is a matter of great congratulation that many societies are endeavouring to promote the discovery of new species, by awarding premiums for collections, single specimens, &c. If they were likewise to encourage the cultivation of known species merely for the production of new varieties, or with a view of getting some given species in the highest state of perfection, they would be serving equally the purpose for which such societies are established. And even should an amateur

florist transplant some of the most beautiful indigenous tribes into his own garden, and treat them with care and attention, I venture to predict success to his undertaking. For my own part, I intend, in the spring, devoting a piece of ground to their culture, and try the different effects of various soils on each of them; and should the result be in any way serviceable, I shall have great pleasure in communicating it. Are the race of wild flowers to be cast away, however beautiful, because they are natives of our own country? It seems so; for do we not see any puny exotic extolled to the skies, while the more splendid hedgeflower is left neglected in its native place? Let the exotic flower in the artificial climate of the stove or greenhouse, and I admire them; but more, much more do I admire those flowers to which are linked a train of sweet recollections of childhood's days, when we roved over the green fields among cowslips, buttercups, and daisies. But some will say this is prejudice; if the exotic is to remain in its own place with only a share of attention, why not confine the wild flower to its wilderness? but I would not have you make a field or a hedgerow of your gardens, I would only have experiments tried aiming at advantage to floriculture and the general good.

Cornwall, December 2, 1842.

ARTICLE VI.

FLORICULTURAL GLEANINGS, No. 9.

DESCRIPTIVE REMARKS ON ADDITIONAL CARNATIONS.

(Continued from page 57, vol. x.)

BY MR. WILLIAM HARRISON, SECRETARY TO THE FELTON FLORISTS' SOCIETY.

THE following descriptive remarks on a few additional varieties of the Carnation were taken down carefully when the plants were in bloom this last season; but more important engagements, and, more than all, want of health, have prevented me from forwarding them till now. The hiatus which has occurred in my series has, however, been well filled up by the very excellent descriptive and tabulated remarks furnished by Dianthus in the November Number; and as many of the varieties which he describes are only partially known in the northern counties, the thanks of the north-country florists are

particularly due to him for his kindness in furnishing the article, as it will be a useful guide to the purchaser, being the result of twelve years' experience.

The following remarks may even yet, perhaps, be not unacceptable, and if so, I shall be glad to see them inserted in the December Number of the *CABINET*.

ELY'S MRS. GOLDSWORTHY.

This is another of Ely's numerous family—perhaps one of his very best pink and purple bizarres. The markings are very fine, the white being remarkably pure, and the stripes of fine pink, and the darker colour alternating very regularly, but the pink having the predominance a little. It is of a very desirable size, the crown well filled with central petals, quite a distinct variety, and altogether an excellent show flower.

DALTON'S LANCASHIRE LASS.

The Lancashire Lass is a very beautiful rose flake, possessing a very fine pure white ground, and finely striped with a brilliant rose colour. Its external petals are not quite so large as those of many of the bizarres already noticed, but it is still a desirable variety, getting to an excellent size, and having a crown well filled with central petals.

HOYLE'S DUKE OF LEEDS.

The Duke of Leeds is another very rich and showy scarlet bizarre, somewhat similar to our old favourite Ely's Jolly Dragoon,—only I think it rather lighter, and the petals not quite so large. It however possesses a well filled crown, and I have no doubt will be a winning flower for many years to come.

WILSON'S WILLIAM IV.

This is a very pretty scarlet flake. The white is tolerably good, and the stripes of scarlet very vivid. It is however only a middle-sized flower, and ought to be grown strong, and pruned well before it attains the desirable size for the competing florist.

BOOTHMAN'S HARKAWAY.

This is an exceedingly fine bizarre, and is among the pink or crimsons. The pink is finely distributed in narrow stripes, and perhaps some critics may consider it displaying a deficiency of the darker colour in the striping: still it is very beautiful. The guard

leaves are large, finely rounded and firm in substance, and the centre is well filled with petals. It is a superior and desirable variety.

HUTCHINSON'S LADY RIDLEY.

This is a purple flake that has long been cultivated in Northumberland, but in my opinion it is nearly useless. The white is tolerably good, and the stripes are of lightish purple, but the flower is only of the middle size, and the centre hollow, for want of additional "stuff." On the whole it is decidedly inferior to "Butt's Lord Rodney," which has been noticed in a former paper.

ELY'S COLONEL WAINMAN.

Colonel Wainman is another very rich and showy scarlet bizarre. It is somewhat similar to the "Jolly Dragoon" in marking, but quite sufficiently distinct to be easily distinguished by an ordinary judge. The white is very fine and pure, and the scarlet and maroon colours are finely distributed; only I think it has a little more of the darker colour than the Dragoon has. The petals are large, strong and finely rounded, the centre well filled, and the flower of an excellent size, especially if a "first pod" can be secured for the exhibition day in first-rate order. I have grown it beside the "Jolly Dragoon" this season, much to my own satisfaction, and I beg to recommend them both to the purchaser as excellent varieties.

ELY'S LADY HEWLEY.

Lady Hewley is a very beautiful purple flake. The ground is a very pure white, and the stripes of lightish purple. The flower is of an excellent size, especially if a "first pod" can be secured, the petals of good form and the centre well filled. It is, in my opinion, the best purple flake in cultivation in the north of England.

QUEEN OF TRUMPS.

This is a very pretty scarlet flake, the white being good and the stripes very regular and vivid, but the flower is only small.

ELY'S LADY PEEL.

Lady Peel is a very pretty rose flake, the ground colour very pure and the markings very regular. It possesses a beautiful pod, and is a flower of the middle size.

WOOLLEY'S TALLYHO.

This is a very beautiful pink and purple bizarre, with the colours

finely distributed on a brilliant white ground. The centre is well filled with petals, but the flower is only of the middle size.

COSTER'S SQUIRE CLARKE.

This is a purple flake of distinct and very delicate appearance, there being rather a deficiency of the purple striping. The white, however, is very pure, the petals large, and the purple, what there is of it, brilliant. The flower has a fine bold crown, and it is altogether a sweet and delicate variety, and quite distinct from the other purple flakes.

REEVE'S SOPHIA.

This is a very good pink flake, the white being very pure, the markings bold and broad, the centre well filled with petals, and the flower of a superior size.

WALMSLEY'S WILLIAM IV.

Walmsley's William is another showy scarlet bizarre of rather a dark appearance, the two colours predominating a little over the white; still it is a very beautiful and attractive flower, and well worthy of cultivation by the competing amateur.

HALL'S MAJOR CARTWRIGHT.

Major Cartwright is a very pretty purple flake, something after the manner of Lady Hewley, the white being very fine, and the stripes broad and striking. The petals are of good form, but the flower is only of the middle size.

RAINFORD'S GAMEBOY.

This is another splendid scarlet bizarre; and all that has been previously said of Ely's "Jolly Dragoon," and "Colonel Wainman," may with equal truth be said of this variety. It is beautiful. The amateur, therefore, who is fond of scarlet bizarres—and who is not?—may order this variety with the greatest confidence. I perceive that "Dianthus" represents it as "rather thin," but I believe that if he grows it strong, he will find it as full as most of the other bizarres.

TURNER'S PRINCESS CHARLOTTE.

This is another neat purple flake, the white being fine, and the stripes being prettily distributed over the petals, but the flower is rather too small for societies where there is spirited competition.

WOODHEAD'S SPITFIRE.

Woodhead's Spitfire is a very fine pink and purple bizarre, and gets to a very superior size. It is a very excellent variety indeed, and quite distinct from all other varieties that I am acquainted with. The ground colour is a remarkably fine white, the stripes of pink very beautiful, with a good deal of the dark purplish maroon colour, giving the flower altogether rather a darkish appearance. It is a very fine variety for the competing florist, but unfortunately it is very late, and seldom gets into bloom till a fortnight after almost all other varieties are gone. I grew it this season for the first time, and it did not show me its face till it was like

“The last rose of summer left blooming alone,
All its lovely companions were faded and gone.”

This is a great pity, as it is a fine Carnation; but, I should say, for this reason it will be very seldom exhibited.

P.S.—As I may not have another opportunity, for some time at least, I beg to make a remark in reply to “Amator Justitiæ, of Kelso,” respecting my quotation from the “Gardener's Chronicle” of May 8, 1841, on the properties of the Polyanthus. I quoted the remarks because I believed them to be correct, and this served my purpose, and is all I cared about the matter. I have no wish that “Amator Justitiæ” should bow down “in reverential obedience,” either to Dr. Lindley, or any other man living; neither do I know anything of the plagiarisms alluded to, or the charges brought against him in consequence. I never enter into squabbles and disputes of this kind, and am always anxious to avoid controversies; in the floricultural world, in particular, they should never occur, they are so diametrically opposed to that harmony and beauty which the floral world displays, and which all devoted florists admire.

I have no wish to magnify the reputation of Dr. Lindley, or to quote “his lucubrations as those of an oracle,” but I will venture to hazard the opinion that some of the writings of Dr. Lindley will float on the stream of time, and be read with interest when the ephemeral productions from the pen of “Amator Justitiæ” and myself shall have sunk into final oblivion.

Felton Bridge End, Nov. 15, 1842.

ARTICLE VII.

A DESCRIPTIVE CATALOGUE OF TULIPS.

BY MR. JOHN SLATER, FLORIST, PEACOCK HOUSE, CHAPEL LANE, CHEETHAM HILL,
NEAR MANCHESTER.

(Continued from page 253, vol. ix.)

SABLE REX.

This is a fourth row flamed Byblomen, colour almost black, the cup good, the bottom stained. This is a fine bed and stage flower, said to be broken from the breeder by Roger Farrand, Esq., near Manchester; but of this I am of opinion there will be some doubt, as I grow an old variety obtained from Holland under the name of Reine de Tulips, which is the same to all appearance as Sable Rex.

SAN JOE, *alias* ABERCROMBIE, CAPT. WHITE.

This is a third row flamed Bizarre, form good, thick fleshy petals, bottom pure, colours rich yellow and brown, early, and is when caught one of the finest flamed Bizarres cultivated, rather unsteady. It is sometimes feathered fine, and in that state is sold under the name of Captain White.

SHAKSPEARE, *alias* GARRICK.

This is a third row flamed Bizarre, rather long cup, bottom pure, ground colour rich, and the feathering and flaming almost black. Is an early variety. This is a first rate stage flower, and when more plentiful in the north will be highly esteemed. It was raised by the celebrated Mr. Lawrence, of Hampton.

SIR E. KNATCHBULL.

This is a second row feathered Byblomen, good cup, pure bottom, and is a first rate stage flower. Raised in the south, and, I believe, broken from the celebrated Clarke's breeders.

STRONG'S GERMANICUS.

Bloomed with me a Charles X.

STRONG'S KING

Is a second row Bizarre, and generally comes flamed. If not raised, broken from the breeder by the late Mr. Strong, of Brook Green, Hammersmith. This tulip in the south has caused a greater sensation than any other variety, and I must confess I cannot see why, as its faults are many. In the first place its form is not first rate, it

does not shoulder well, and the petals incline to the flower stem almost the shape of a tum-dish. The petals at the top are good and well formed. There is also a very slight tinge at the base of three petals, which, though small, must very much detract from its merits. The ground colour is a pale yellow, and the colour of the feathering a reddish one. Any one possessed of the least judgment must confess that all these faults tend to condemn it, as it is well known that the darker the colour of a Bizarre, and the more highly it is prized, and the least valued is one of a reddish colour. I know these remarks will be unpalatable to the southern florist, but many will testify to the correctness of this description, and I have no prejudices to warp me in this instance, as I am glad to see a good variety, no matter where raised or by whom, if its merits agree with the character given to it; but it is disgusting to read that "Strong's King and Polyphemus are the two best Bizarres cultivated." I do think Polyphemus stands second to Charbonnier, and would have been first but for its stained filaments, as it is far better to depend upon than Charbonnier, being a more steady marker.

SUPERB EN NOIR.

This is a second row feathered Byblomen (for so it has bloomed in my collection the last two years), bottom pure and a good marker, and first rate stage flower.

SURPASSE OPTIMUS

Is a second row feathered Bizarre, very rich in ground colour, and an excellent marker and stage flower. I have for many years been of opinion it was only a fine strain of Cato, but having paid particular attention to it through its various stages, I am now convinced it is a different variety both in shape and colour: but another suggests itself, is it the same as Hutton's Optimus? As we do not know here from whence it was introduced, this can only be solved next season by a comparison of the two.

THALESTRIS.

Same as Vainceur.

THALESTRIS (DUTCH).

This is a second row flamed Rose, form good, bottom slightly tinged, colours good.

TRIOMPHÉ ROYAL.

This is a second row flamed Rose, cup rather long, bottom pure,

petals rather pointed, is well known as a stage flower. There is a strain in the north which comes always feathered, called *Heroine*, and it is a matter of dispute amongst florists whether it is broken from the *Triomphe Royal* breeder or not; some say it is a shorter bulb than the one named. It probably may have been originally broken from a breeder called a *Triomphe Royal*, which might also have been raised from the same sowing of seed, and so like the other that it could not be distinguished in the breeder state, although a different variety. This is the case with *Lady Crewe*. I possess no less than three varieties called so, and yet, upon minute inspection, a difference can scarcely be seen; but on breaking, there is a material one, two of them not worth cultivating, and the other a beautiful feathered *Rose*.

UNIQUE.

This is a second row flamed *Rose*, highly esteemed for its being an excellent marker (indeed none can excel it); its cup is rather inclined to be long, the bottom stained, but the colours rich.

VAINCEUR.

This is a first row flamed *Rose*, very like *Vesta* at first sight; its form is good, the bottom stained. The colours are not so strong as *Vesta*, particularly the beam, which is a light pink.

VESTA.

The description of *Vainceur* will do for this, only the beam is a much better colour.

VICTORIA REGINA.

This is a second row flamed *Byblomen*, raised in the neighbourhood of Bolton. The cup is long, the bottom stained, the petals narrow, the colours dark and rich, and is a steady marker.

VIOLA QUI SURPASSE.

This is a third row flamed *Bizarre*, a very old variety, cup good, the bottom tinged a little, but the colours good.

VICTORY.

Same as *Charles X*.

VIOLET BRUN.

This is a third row flamed *Byblomen*, form good and bottom pure, the colours rich and flower large. This is a first rate variety.

VIOLET ALEXANDER.

This is a fourth row feathered *Byblomen* (although sometimes it

comes an excellent flamed flower), cup good, bottom pure, and well worthy a place in any collection. Violet Quarto is said to be the same as it, but of this I cannot speak with certainty. I have imported this year the two varieties in the breeder state, and the bulbs are different, but whether there will be any in the bloom, time will show.

VIOLET COOK.

This is a second row flamed Byblomen, very scarce. The cup of this flower is good, bottom pure and the colours brilliant, and the marking good.

VIOLET A BELLE FORME.

This is a third row Byblomen, good cup, bottom pure, thin petalled, and is rather a sporting variety.

VIOLET GRAND TURC.

This is a fourth row feathered Byblomen, long cup, creamy white, petals rather pointed, and not much esteemed, although sometimes it marks beautifully.

VIOLET IMPERIAL.

This is a second row flamed Byblomen, cup good, bottom pure, and is a rich flamed Byblomen, and will prove a good stage flower.

VIOLET INCOMPARABLE.

This is a second row flamed Byblomen, good cup, creamy bottom, and resembles Roi de Siam much in every respect, if it does not upon blooming next season prove one, as the bloom from which these remarks were made was but a small maiden one.

VIOLET TRIUMPHANT.

This is a fourth row feathered Byblomen, colours rich, good cup, and bottom tinged a little.

VIOLET GRAND ALEXANDER.

This is a third row flamed Byblomen, good cup, bottom pure, and is a fine stage flower.

VIOLET WALLERS.

This is a second row flamed Byblomen, cup rather long, bottom and ground colour creamy at opening, but bleaches in a few days. Its colours and marking good, and is esteemed as a steady stage flower.

VOLTAIRE.

This is a third row feathered Bizarre, raised in the south, the cup good, bottom pure, and the feathering a dark brown. A good stage variety.

WALWORTH.

This is a fourth row feathered Rose, long cup, creamy bottom, and ground colour, and requires some days to bleach white. This variety was introduced in the year 1790 by Mr. Maddocks, a celebrated grower at Walworth. It is a late variety.

WATERLOO.

This is a first row feathered Bizarre, grown at Sheffield, cup rather long, bottom pure, a steady marker, and worthy a place in a collection.

ZULEIKA.

This is a second row flamed Byblomen, good cup, creamy bottom, and like Roi de Siam in colours, but a distinct variety.

PART II.

LIST OF NEW AND RARE PLANTS.

BOSSIAE VIRGATA.—Twiggy Bossiæa. (Bot. Mag. 3986.) Leguminosæ. Diadelphica Decandria. Mr. Drummond sent seeds of this neat and pretty flowering plant from the Swan River colony to the Glasgow Botanic Garden, where it bloomed the last summer in the greenhouse. It appears to be nearly allied to *B. Scolopendrium*, but it bears leaves and blooms profusely. The wings are a bright yellow and the keel a bright red, each blossom being about half an inch across. It is an upright, twiggy, neat growing plant, and well deserves a place in the greenhouse.

COBURGIA VERSICOLOR.—The Changeable. (Bot. Reg. 66.) Amaryllidaceæ. Hexandria Monogynia. J. Maclean, Esq., discovered this beautiful plant in crossing the Peruvian Andes from Lima. The flower stem rises about two feet and a half high, having a spathe of eight to ten flowers, drooping, the tube of each blossom being about three inches long; limb six-parted, reflexed; the corolla outside of an orange-red, except the under side of each segment of the limb, which has a large spot of green; the inside of the segments is white, with a green plait, terminated with a buff margin. It is a pretty addition to this interesting tribe of flowers. The Coburgias grow best in a strong soil mixed with perfectly rotten pulverized dung or leaves, the neck of the bulb being kept above the soil if grown in a pot.

FUCHSIA SPLENDENS.—Splendid Fuchsia. (Bot. Reg. 67.) Onagraceæ. Octandria Monogynia. Mr. Hartweg discovered it on a mountain called Totontepeque, ten thousand feet above the level of the sea, only about five thousand five hundred feet lower than the frozen summit of Mont Blanc, and most probably very hardy in this country. Its habit is much in the way of *F. fulgens*. The footstalk of each flower is two inches long, and the flower a trifle more than an inch. Calyx of a rich bright red, and the corolla green,

approaching to a campanulate form. The sepals are tipped with green. The stamens project about three quarters of an inch beyond the mouth of the tube. It is a very pretty addition to the lovely tribe. If grown in a very rich soil, it produces too much foliage; if in a moderate soil it blooms freely.

GRAMMATOPHYLLUM MULTIFLORUM VAR. *TIGRINUM*.—The Tiger-spotted Letter-leaf. (Bot. Reg. 69.) Orchidaceæ. Gynandria. A stove orchidea. The flowers are numerous, produced on an extended raceme. Each flower is about an inch and a half across; yellow, beautifully marked with dark, very similar to the Butterfly *Oncidium*. It is a very handsome variety, well deserving a place in every collection. It blooms for a longer period than any other plant of its race.

LATHYRUS NERVOSUS.—Nerve-leaved Everlasting Pea. (Bot. Mag. 3987.) Leguminosæ.

DIADELPHIA DECANDRIA.—Mr. Tweedie discovered this pretty greenhouse species of Pea at Puerto Bravo, in South Brazil, and sent seeds to his Grace the Duke of Bedford. It has bloomed at Woburn in the greenhouse, and in summer it is found to do well in the open border. The flower stems rise to about two feet high, stout. The flowers are numerous, each being about the size of that of a common garden Pea, of a pale purplish blue. It is a very desirable plant for the greenhouse.

PHARBITIS OSTRINA.—Royal Purple Gaybine. (Pax. Mag. Bot.) Convolvulaceæ. Pentandria Monogynia. Most of our readers are probably aware that the old group of *Convolvulus* has been divided into several sections, which are now generally adopted. The present section of *Pharbitis* has been divided from a previously separated one, viz., *Ipomœa*; and now *Ipomœa Learii* is placed in this race, and determined to be a *Pharbitis* in consequence of having a three-celled ovary, with two seeds in each cell. Messrs. Loddiges received this new species from Cuba, and with them, in the stove, it has bloomed profusely from May to the end of summer. It is a tuberous rooted climbing plant, growing to a considerable length, well suited for training round a pillar, or to a wire trellis, &c. It has a beautiful shining green three-parted leaf. The flowers are produced in clusters of three or four together. Each blossom is about two inches across the mouth, and the funnel-shaped tubular part about the same length, of a rich deep purple-velvet colour. It deserves a place in every collection of stove plants. We have seen it on several occasions in bloom, and can testify of its superior merits.

SAURANJA SPECTABILIS.—Showy. (Bot. Mag. 3982.) Ternstrœmiaceæ. Polyandria Monogynia. Seeds of this pretty flowering plant were sent from Bolivia in 1838, to Mr. Knight, nurseryman, King's Road, Chelsea. A plant twenty inches high has recently bloomed there. It has seven branches, and produced thirty-seven many-flowered large panicles of fragrant white flowers. Each blossom is about three-quarters of an inch across. It is one of the most elegant and graceful stove plants grown, keeping in bloom, too, a considerable period.

ZICHYA VILLOSA.—Villous. (Bot. Reg. 68.) Papilionaceæ. Diadelphia Decandria. A native of the Swan River colony, and bloomed with Mr. Standish, nurseryman, Bagshot. It is a free-growing greenhouse climber, and blooms the greater part of summer, requiring plenty of air and light. It is well adapted for training to a trellis. The flowers are produced numerously in heads of eight or ten flowers in each. Each blossom is about half an inch across. The standard orange-scarlet, with a yellow spot at the base; wings rosy-pink; keel small, dark. Like the others of the tribe, it grows freely in equal portions of loam and turfy sandy peat, chopped, not sifted, with a free drainage.

PLANTS NOTICED IN THE BOTANICAL REGISTER, BUT NOT FIGURED.

GLADIOLUS EQUINOCTIALIS.—From Sierra Leone. It is the only known tropical *Gladiolus*. It is in the collection at Spofforth. The spike of flowers contains

about a dozen. The tubular portion of a bloom about five inches long and the limb about an inch and a half. White, with the inside striped with red.

GLADIOLUS OPPOSITIFLORUS.—From Madagascar. The flower stem is vigorous, many flowered, very showy. The tube is short, of a pale red colour; the limb is red with purple stripes. The Hon. the Dean of Manchester (W. Herbert) states that *Gladiolus Gandevensis* is a hybrid between *G. oppositiflorus* and *Natalensis*; so is *G. ramosus* between *G. oppositiflorus* and *Cardinalis*, or *Cardinalis-blandus*.

LYCASTE PLANA.—Nearly allied to the *Maxillaria* or *Lycaste macrophylla*, of which it has much the habit. The sepals are of a deep rich red inside, and the petals finely tipped with a rich crimson.

NEW PLANTS SEEN IN NURSERIES, &c.

FRANCISCEA VILLOSA.—In bloom at Messrs. Loddiges's. It is a very neat and interesting species. The leaves are quite hoary, and the flowers of a deep purple colour, slightly fragrant.

GESNERA MURKII.—The flowers are as large as those of *G. Cooperii*, and similar in colour, hanging half pendant. We saw it in fine bloom at Messrs. Henderson's, Pine Apple Place. It is a very ornamental plant, and deserves to be in every hothouse collection.

COLUMNEA SPLENDENS.—A pretty flowering greenhouse species. The foliage is thick and shining. The flowers, which hang down in a very graceful manner, are of a reddish-crimson colour. It well merits a place in the greenhouse. Messrs. Rollisson possess plants of it.

BEGONIA.—A new species, from South America, is in bloom in the Epsom Nursery. The leaves are large, of a brilliant blood red beneath. The flowers are produced in large panicles of a deep pink colour. It is a very pretty species, well deserving a place in every stove collection.

PART III.

MISCELLANEOUS INTELLIGENCE.

QUERIES.

ON CULTURE OF *HYACINTHUS PLUMOSUS* AND *IXIAS* IN POTS.—I should be obliged if some correspondent would favour me in an early number of the CABINET with a successful mode of treating the *Hyacinthus plumosus* and the various *Ixias*, when grown in pots for the greenhouse.

Totnes.

A TWELVEMONTH'S SUBSCRIBER.

ON A SUCCESSFUL METHOD OF GROWING INDIAN AZALEAS.—Louisa would be glad of some hints on the management of Indian Azaleas, so as to enable her to grow them as fine as the specimens seen at the Exhibitions of the London Horticultural Society.

Hants, December 12, 1842.

[Turfy, sandy, peat soil, not sifted but chopped, which has been laid in a ridge for six months, and about a quarter of rich loam also kept rough, is a compost they delight in, using a free drainage. Care must be taken not to over-pot them, and to let the ball be highest at the centre, and be raised so that the water does not lodge about the collar of the plant, or the plant will be very liable to canker off. They should be repotted just before they begin to push in spring; when growing frequently be syringed over head, and kept in a temperature from 50 to 60 degrees. Have a liberal allowance of air and light, taking care they are not placed in a cold current, as it often destroys plants so situated, especially in the early spring months. When done blooming, about the end

of July, place them in the open air, where they will be sheltered, not under the drip of trees, but where they will have the full afternoon sun. Here they will require to be frequently syringed. At the end of September, having formed their blooming buds, they should be taken into the greenhouse, and be placed at the back part near to the glass. Some attention is required in forming a plant so as to have a nice leading stem, and it be clothed from the edge of the pot to the summit with a regular arrangement of blooming shoots. Occasional pinching off the points of the leaders or laterals will be necessary to effect the purpose, but with such attention any desired form is readily obtained. When required to bloom in winter or early in spring, it takes about five or six weeks from beginning to push till they are in bloom, and by regular introduction a constant succession from Christmas to July may be had.—CONDUCTOR.]

ON A SELECTION OF CHOICE GREENHOUSE PLANTS.—Having just built a small greenhouse, I am desirous to make a collection of a few handsome plants, and have looked over your Magazine with that intent, but am unable to choose from so great a variety named, and am likewise ignorant whether they are easily to be procured, and at what price? Will you therefore be kind enough to give a list in one of your early numbers, with the price, and also of some handsome hardy perennials. The common sewer of some twenty houses runs through my premises, in common with the sewerage of a tan yard; will the liquid part do for liquid manure, or would the tan be prejudicial? By an early answer to the above queries you will much oblige

AN OLD SUBSCRIBER.

December 6, 1842.

GREENHOUSE PLANTS.

Achimenes longiflora, b.	Cactus speciosus, blush.
———— rosea, re.	———— Hitchhemi, s.
———— coccinea, s.	———— speciosissimus, r.
Acacia armata, y.	Cineraria, imperial blue.
———— vestita, y.	———— Carmina.
———— longissima, y.	———— Prince Albert.
———— pulchella, y.	———— Blue King.
———— diffusa, y.	———— Cœrulea.
Angelona grandiflora, p.	———— Royal Blue.
Azalea Indica alba, single, w.	———— Lilacina.
Do. do. double, w.	———— Bright rose.
Do. do. splendens, v.	———— Pink.
Do. do. laterita, r.	———— Purpurea.
Do. do. variegata, w. & r.	———— Cissa.
Do. do. coccinea, s.	Coronilla glauca, y.
Do. do. Smithi.	Correa speciosa, r.
Do. do. spectabilis.	———— pulchella, r.
Do. do. Gledstani; and others,	———— rosea.
as double crimson, double purple,	———— Harris, r.
double pink, &c.	Camellia Japonica, in varieties.
Bouvardia triphylla, s.	Crassula coccinea, s.
———— Jacquiflora, s.	———— versicolor, s. & w.
———— splendens, r.	Chorozema ovata, s.
———— versicolor, r.	———— varia, y. & o.
Boronia pinnata, re.	———— cordata, y. & o.
———— serrulata, re.	———— Henchmannia, s.
———— crenulata, re.	Crotalaria purpurea, p.
Bossiaea linifolia, o.	———— speciosa, p.
Brachysema latifolia, r.	Crowea saligna, pink.
Brugmansia suaveolens, kept dwarf, w.	Cytisus elegans, y.
———— aurantiaca, o.	Cheiranthus tristis, p.
Burtonia conferta, b.	Comospermum gracile, p.
Canavalia bonariensis, r.	Cyclamen persicum, white, red, and
Cactus Mallissoni, r.	other varieties.
———— Jenkensonia, r.	Daphne odora, w.

- Daviesia latifolia*, y.
Diosma uniflora, w. & r.
 ———— *speciosa*, w. & r.
Epacris coccinea, s.
 ———— *grandiflora*, r.
 ———— *nivalis*, w.
 ———— *pulchella*, w.
 ———— *ceræflora*, w.
 ———— *campanulata*, w & r.
 ———— *impressa*, c.
Eufaxia myrtifolia, o.
 ———— *pungens*, o.
Erithryna Crisi Galli, s.
 ———— *laurifolia*, s.
Erica ventricosa, and its numerous
 beautiful hybrids.
 ———— *tricolor*.
 ———— *Hartnelli*.
 ———— *splendens*.
 ———— *tenuiflora*.
 ———— *campanulata*.
 ———— *mundula*.
 ———— *jasminiflora*.
 ———— *conspicua*.
 ———— *tumida*.
 ———— *depressa*.
 ———— *Cavendishi*.
 ———— *perspicua*.
 ———— *nana*.
 ———— *odora*.
 ———— *rosea*.
 ———— *sulphurea*.
 ———— *aristata major*.
Fuchsias, numerous species & varieties.
Gardoquia multiflora, s.
 ———— *Hookerii*, s.
 ———— *betonicoides*, p.
Gazania pavonia, y.
Genista Canariensis; y.
Gompholobium polymorphum, y.
 ———— *versicolor*, y.
Hardenbergia macrophylla, b.
Heliotropium Peruvianum, w.
 ———— *grandiflorum*, b.
Helichrysum humile, re.
 ———— *spectabile*, re.
 ———— *proliferum*, re.
Hermannia incisa, y.
Hovea Cellsi, b.
 ———— *latifolia*, p.
 ———— *pungens*, b.
Hibiscus heterophyllus, w. & r.
 ———— *splendens*, w. & r.
- Ipomæa tyrianthira*, p. & r.
Indigofera australis, re.
Kennedyia Comptoniana, re.
 ———— *glabrata*, s.
 ———— *inophylla*, s.
 ———— *prostrata*, s.
 ———— *splendens*, s.
Lalage ornata, y. & p.
Lantana Sellowi, re.
Lasiopetalum solanaceum, w.
Lisianthus Russellianus, p.
Leschenanlta formosa, s.
 ———— *Baxteri*, r.
 ———— *biloba*, b.
Lotus Jacobæus, dark.
 ———— *albidus*, w.
Maurandia Barclayana, b.
 ———— *semperflorens*, lilac.
Mandevilla suaveolens, y.
Manettia cordata, s.
 ———— *coccinea*, s.
Pimblea decussata, r.
 ———— *rosea*.
 ———— *spectabile*, blush.
 ———— *hispida*, blush.
Polygala cordifolia, p.
 ———— *speciosa*, p.
 ———— *oppositifolia*, p.
 ———— *grandiflora*, p.
Roellia ciliata, p.
Russelia juncea, s.
Ruellia elegans, b.
 ———— *formosa*, s.
Sollya heterophylla, b.
 ———— *angustifolia*, b.
Sprengelia incarnata, flesh.
Statice arborea, w. & b.
Stephanotus floribundus, w.
Swainsonia galegifolia, re.
 ———— *alba*, w.
Taesonia pinnatistipula, flesh.
Tecoma jasminoides, w. & r.
 ———— *Capensis*, o.
Thunbergia alata, buff.
 ———— *aurantiaca*, o.
 ———— *leucantha*, w. & dark.
Tropæolum tricolorum grandiflorum.
 o. and p.
 ———— *Jarratti*, o. & p.
 ———— *edulum*, y.
 ———— *Moritzianum*, r.
Tweedia cærulea, b.

[All the above well merit a place in every greenhouse. And if a selection be made out of them, so beautiful are they, that any will not fail to gratify if grown well. We have not included the Pelargoniums, but the following were the most showy and distinct of the kinds sent out up to the last spring, which list we took from the collections of Messrs. Gaines and Catleugh when in bloom. Prince of Waterloo, Beauty, Queen of Fairies, Flamingo, Madeline, Arabella, Gipsy, Comus, Coronation, Flash, Grand Monarch, Wonder, Mabel, Emperor (Hodges), Lord Mayor, Victory, Foster's Prince Albert, Beck's Hebe, Rising Sun, Nymph,

Wildfire, Model of Perfection. Priory Queen was in all cases a mass of bloom, and though not equal in some respects to some of the above, as a neat, beautiful showy kind is not excelled, and deserves to be grown in every greenhouse. There is a cheaper class which are beautiful, and of superior merit, a list of which may be found in the accounts of winning kinds at the London Horticultural Society's and the Surrey Zoological Gardens' Exhibitions, in our numbers for June, July, and August, 1842. A list of the best herbaceous border plants, as requested by our correspondent, will be given in our next.

o. orange, s. scarlet, b. blue, p. purple, r. red, re. rose, w. white, y. yellow. The above signify the prevailing colour.—CONDUCTOR.]

REMARKS.

DOUBLE YELLOW ROSE.—A great deal having been said about the Double Yellow Rose, the following extract from a work called "Dictionarium Rusticum," 8vo. third edition, 1726, may not prove uninteresting to your readers.—"The Double Yellow Rose bears not so well when thus natural, nor in the sun, as other Roses do, but must be placed in the shade; and for its better bearing and having of the fairest flower, first, in the stock of a Frankfort Rose put in the bud of a single Yellow Rose near the ground; that will quickly shoot a good length; then slip into it a bud of Double Yellow Rose of the best kind at about a foot high in that sprout. Keep suckers from the root, as in all other inoculated Roses, and rub off all the buds but of the desired kind. When big enough to bear, prune it very near the preceding winter, cutting off all the small shoots, only leaving the bigger, the tops of which are also to be cut off as far as they are small. When it buds for leaves in the spring, rub off the smallest of them; and when for flower, if too many, let the smallest be wiped off, leaving as many of the fairest as the strength of the tree will bring to perfection, which should be a standard, not set by a wall, and rather shaded than in too much heat of the sun, and watered sometimes in dry weather, by which means fair and beautiful flowers may be timely brought forth."—ANTIQUARIUS.—*Gardeners' Chronicle*.

PROTECTING TENDER KINDS OF ROSES.—Some of the tendèrest Standard Bourbon, Noisette, and Tea-scented Roses will require winter protection. The best plan I have found to succeed is to prune in the head as desired, and then spread among the shoots branches of furze, securing them with tar-band. This covering is such that it protects wholly from injury, and at the same time admits sufficient air to prevent the too early pushing of the buds, which, if not done, they would be liable to be damaged by early spring frost. I take off the covering about the first week of March. For dwarf plants I stick furze branches into the ground, and secure them at the place by a few sticks put round. Over the roots I lay about six inches deep of dry leaves, covering them over with a sprinkling of soil, sloping to the sides, as the Conductor recommended for Fuchsias, &c.; this entirely preserves from injury. ROSA.

December 13, 1842.

LONDON HORTICULTURAL SOCIETY.

December 6.—The Exhibition, both of fruits and flowers, was exceedingly good, but, in consequence of the dulness of the day, the brilliant colours of the latter were not seen to advantage. Mr. Paxton, gardener to his Grace the president, exhibited a magnificent plant of the beautiful *Lælia aneeps*, with six long slender spikes drooping gracefully around, each bearing at its extremity a cluster of rich violet-purple flowers; a species of *Renanthera*, with small dark chocolate-coloured blossoms, lately introduced by Mr. Cuming from the East Indies; and the singular little *Trias racemosa*, resembling a drooping feather, and exhaling an odour not unlike that of new hay; a Knightian medal was awarded for the *Lælia*. From Mr. Goode, gardener to Mrs. Lawrence, a remarkably fine plant of *Epidendrum nutans*, above six feet high, loaded with racemes of greenish-white flowers; a variety of the same, having a slight tinge of yellow; *Oncidium excavatum*, and *O. leucochilum*, the former with bright yellow blossoms mottled

with reddish-brown spots—the latter having a green perianth spotted with dark brown, strongly contrasted with the pure white colour of the labellum; a handsome specimen of *Zygopetalum Mackaii*; *Acacia platyptera*, a new and rare variety, bearing some resemblance to *A. decurrens*; and a plant of the double Chinese Primrose; Mrs. Lawrence also exhibited, towards the close of the meeting, a highly interesting Convolvulaceous plant, with white flowers growing three or four together from the axil of every leaf, which had been raised from seed received from Lord Auckland; a Banksian medal was awarded for *Oncidium leucochilum*. A large collection of cut Orchidaceous flowers was sent by Mr. Appleby, gardener to T. Brocklehurst, Esq.: amongst them were the rare and sweet-scented *Maxillaria Steelii*, with white wax-like flowers, curiously spotted with brown, and found in Trinidad, growing upon the stems of Palm-trees; *Peristeria pendula*, the Dove-flower of the gardens, producing its singular cup-like blossoms in clusters; *Lælia albida*, pure white, and diffusing an agreeable fragrance; a fine dark variety of *Zygopetalum Mackaii*; several varieties of *Gongora maculata*; a handsome variety of *Epidendrum macrochilum*, and various others; a certificate was awarded for them. From Mr. Pawley, of Bromley, were four well-grown plants of *Epiphyllum truncatum*, each loaded with a mass of scarlet flowers; for these a Banksian medal was awarded. Mr. Carson, gardener to W. F. G. Farmer, Esq., exhibited a fine plant of *Gesnera zebra*, for which a certificate was awarded. From J. Allnutt, Esq., was a pretty collection of cut *Camellia* flowers. From Mr. Tant, gardener to E. Johnstone, Esq., a box of cut *Chrysanthemums*, which were large, and comprised some of the best varieties in cultivation. A *Cuscuta* and a species of *Banisteria* were also sent by some person unknown. From the Garden of the Society were a handsome plant of *Zygopetalum intermedium*; *Stanhopea saccata*; the pretty little *Oncidium ornithorhynchum*, its slender panicles of red and yellow flowers hanging down in all directions; plants of the double white and red Chinese Primroses; *Epiphyllum truncatum*, and *Helleborus orientalis*, or the true Olympian Hellebore, a very rare plant, with beautiful green and white flowers; it is hardy, and has only lately been introduced from Mount Olympus. A collection of *Chrysanthemums* from the garden were also exhibited, amongst which were several excellent varieties, viz.—*Due de Canagliano*, dark red; *Phyllis*, white, with a slight tinge of yellow; *Conductor*, yellow, with a touch of red in the centre; *Beauty*, blush; *Eclipse*, pure white; *Goliath*, white with a tinge of red; *Pygmalion* and *Bijou*, both handsome kinds lately introduced from France, having the form of a *Ranunculus*.

Advices have been received from Mr. Hartweg, dated Quito, July 17, where that indefatigable collector had been staying for some months. A large number of fine things had rewarded his researches, and are on their way to England. On the western side of Pichincha he had found the long-wished-for *Fuchsia triphylla*, with two other new species; a *Cestrum* with a dark blue corolla, measuring three inches in length; a fragrant pretty *Monnina*, and the *Cratægus stipularis* of Kunth. In San Antonio, a village under the line, he had procured bulbs of what he supposes to be *Phycella chloracea*. Eight days before the departure of his letter, Mr. Hartweg had returned from an excursion to Nanegal, on the western declivity of the Andes of Quito; the journey had been a severe one, for during five days he had to proceed on foot through mud and rivers; he was, however, rewarded by many good discoveries. Among other things he found an Oak, the first met with in those latitudes; the acorns were not, however, ripe, nor was it at all probable that the species would be hardy in Europe. A considerable quantity of seeds, bulbs, and Orchidaceous plants are on their way.

ANSWER.

ON HOYA CARNOSA.—If your correspondent, L. B., wishes to have a good-sized plant, without much trouble to himself, I can tell him a plan I have for years adopted. I have taken off a shoot a yard and a half to two yards long, planted it in a small pot in sand and moss, in which it has rooted immediately, and bloomed the same season. The moss must have a plentiful supply of water.

Manchester, December 6, 1842.

G. T. D.

FLORICULTURAL CALENDAR FOR JANUARY.

GREENHOUSE.—This department should have good attendance during this month.—Oranges, Lemons, and Myrtles, &c., will require water frequently, they usually absorb much. The herbaceous kinds of plants will require occasional waterings, but less frequent and in less quantities than the woody kinds. Succulents, as Alocs, Sedums, &c., should be watered very sparingly, and only when the soil is very dry. Air should be admitted at all times when the weather is favourable, or the plants cannot be kept in a healthy state. If any of the Orange, Lemon, or Myrtle trees, &c., have naked or irregular heads, towards the end of the month, if fine mild weather occur, begin to reclaim them to some uniformity, by shortening the branches and head shoots; by this attention they will break out new shoots upon the old wood and form a regular head; be repotted in rich compost in April, reducing the old ball of earth carefully and replacing with new soil. After shifting, it would be of great use to the plants, if the convenience of a glass case could be had, in which to make a dung bed, that the pots might be plunged in; this would cause the plants to shoot vigorously, both at the roots and tops. Repot Amaryllis, &c. Tender and small kinds of plants should frequently be examined, as to have surface of soil loosened, decayed leaves taken away; or if a portion of a branch be decaying, cut it off immediately, or the injury may extend to the entire plant and destroy it.

ANNUALS.—Towards the end of the month, sow some of the tender kinds which require the aid of a hot bed in raising, or in pots in heat.

ANOMATHECA CRUENTA, the bulbs of, should now be repotted into small pots, to prepare them for turning out into beds, so as to bloom early.

AURICULAS should at the end of the month be top-dressed, taking off old soil an inch deep, and replacing it with new.

BULBS, as **HYACINTHS**, &c., grown in water glasses, require to be placed in an airy and light situation when coming into bloom. (See Art. vol. vi. on the subject.) The water will require to be changed every three or four days. The flower stem may be supported by splitting a stick at the bottom into four portions, so as it will fit tight round the edge of the glass at the top.

CALCEOLARIAS, seeds of, should be sown at the end of the month, and be placed in a hot bed frame, also cuttings or slips be struck, as they take root freely now.

CUTTINGS OF SALVIAS, FUCHSIAS, HELIOTROPES, GERANIUMS, &c., desired for planting out in borders or beds during spring and summer, should be struck in moist heat, at the end of the month, in order to get the plants tolerably strong by May, the season of planting out.

DAHLIAS.—Dahlia roots, where great increase is desired, should now be potted or partly plunged into a little old tan in the stove, or a frame to forward them for planting out in May. As shoots push, take them off when four or five inches long, and strike them in moist heat.

HERBACEOUS PERENNIALS, BIENNIALS, &c. may be divided about the end of the month, and planted out where required.

HYDRANGEAS.—Cuttings of the end of the last year's wood, that possess plump buds at their ends, should now be struck in moist heat; plant one cutting in a small pot (60's). When struck root, and the pot is full of roots, repot them into larger: such plants make singularly fine objects during summer.

MIGNONETTE, to bloom early in boxes or pots, or to turn out in the open borders, should now be sown.

ROSE TREES, LILACS, PINKS, HYACINTHS, POLYANTHUSES, NARCISSUSES, &c. should regularly be brought in for forcing.

TENDER ANNUALS.—Some of the kinds, as Cockscombs, Amaranthuses, &c., for adorning the greenhouse in summer, should be sown by the end of the month.

TEN WEEK STOCKS, RUSSIAN AND PRUSSIAN STOCKS, &c., to bloom early, should be sown at the end of the month in pots, placed in a hot led frame, or be sown upon a slight hot bed.



Tyson's Polydora, Tulip.

THE
FLORICULTURAL CABINET,

FEBRUARY 1st, 1843.

PART I.
EMBELLISHMENTS.

ARTICLE I.

TYSO'S POLYDORA TULIP.

THE Tulip which embellishes our present Number was taken from a coloured drawing sent us by Messrs. Tyso and Son, Wallingford. It is a handsome third-row bizard, having a noble well-shaped cup, supported by a strong stem; the ground colour is a pure yellow, has a clean bottom and stamens, and the petals are margined with deep feathering of a rich dark colour. We learn from Messrs. Tyso and Son that they purchased it in a lot of breeders at the sale of the collection of the late Mr. William Walker, of Hammersmith, which took place the 23rd of May, 1839. They have tested its quality by having flowered it three seasons, and have now five blooming bulbs. It has been exhibited at a show of the Royal Berkshire Horticultural Society, where it was much admired by amateurs, and obtained the first prize. It is a flower well deserving the cultivation of the fancy, and will no doubt rank highly in the list of modern beauties of this valuable tribe of flowers.

So much has already been inserted in recent Numbers of the FLORICULTURAL CABINET on the culture of the Tulip, and the very excellent descriptive catalogues given by our respected friends, Mr. William Harrison and Mr. John Slater, that no additional particulars are required at present.

ARTICLE II.

NOTICE OF EXPERIMENTS ON THE CULTIVATION OF HYDRANGEA HORTENSIS, IN CHANGING ITS FLOWERS FROM THEIR ORDINARY ROSE COLOUR TO A BEAUTIFUL BLUE.

BY MR. J. KURSSNER, LONDON.

As the subject of transforming the flowers of *Hydrangea Hortensis* from rose to blue is daily becoming of considerable interest, and, as it well deserves, may be considered one of the most beautiful experiments in horticulture, I beg to lay before you a statement of instances by which it has been attained, and also of others in which the success has been but partial or altogether unsuccessful, in hope that those cultivators interested in this and similar experiments may have, as conveniences may present, an opportunity of testing the efficacy of the means now stated, and which, should they but offer additional evidence, or lead to a development of the true cause in producing such a beautiful effect, will, I trust, be found of some value in aiding the investigations of others, either with natural soils or chemical applications.

The first instance which came under my personal observation occurred in the establishment of Mr. Hartman, at Munster, in Alsace, France, where my friend the gardener was induced, in hope of success, to try the effect of planting them in highly-pulverized charcoal, which had lain unused for nearly twelve years, presenting the appearance of black soil, and which, to his gratification, proved invariably successful in producing flowers of a fine blue. In addition to three parts of the charcoal was added one of common garden soil. The plants were potted in the autumn; and, being restricted to the same composition whenever re-potted, each following season has been attended with similar success.

A second instance is published by an eminent lady horticulturist in France, who possessed splendid specimens, which for fifteen years were grown in different situations in one garden, without any difference in treatment, and during which time constantly produced flowers of a rose colour; but for the last five years have changed (without any alteration in situation or treatment) to a decided blue; and in the year 1841 have again varied, in some of the plants producing blue and rose-coloured flowers on the same stem, and at one time; thus offering a satisfactory answer to the supposition, that the separate

colours might have proceeded from distinct plants closely inserted in the same pot or ground. This variation from rose to blue, and *vice versâ*, I think offers one, and only one, probable solution, viz., that some property or colouring matter in the soil had, for an indefinite period, remained insoluble, or in that state in which the roots of the plants could not assimilate or absorb it. But to return to the instance of the flowers losing their blue colour, and returning to their ordinary rose colour;—may it not be inferred that the chemical agent favourable to the production of the former may have been exhausted in one instance, and in other instances, by removal to other localities, be lost, or, more correctly, neutralized by its active properties being brought into contact with others of a counteractive agency? May not even the application of water, as a medium through which other agencies operate, account for the occasional sudden disappearance or presence of colour?

The power of one essential element may be perfectly neutralized, until it is operated upon by its affinity with a second.

It is known that the *Hydrangea* is successfully cultivated in Belgium with flowers of a rich deep blue; but in some instances are singularly inconstant, varying in colour with alternate seasons, even the native soil, when removed to a distance, seldom producing the same effect.

Experiments have also been tried in various forms by applying the ferruginous waters of Passy, but without effecting the least difference.

Should I be favoured with any additional evidence, as the result of further experiments, I shall have much pleasure in communicating the same to your interesting and valuable publication; at the same time, I should feel gratified and instructed if other subscribers to your pages, in common with myself, would also give any information they may possess upon the same subject. There are few instances, if any, in the cultivation of plants so novel and beautiful as the effect and contrast produced by the blue-flowered *Hydrangea*; nor shall I easily forget, if ever, the pleasing astonishment and gratification I experienced in first beholding it, producing as it did, by its magnificent corymbs of fine blue floral envelopes, one of the most pleasing varieties of shade upon which the eye can repose; and its value permanently enhanced by its long continuation in bloom, nobly fitted as a medium to convey the mind “from nature up to nature’s God,” by

whose creative power the temple of nature is adorned with manifold traits of wisdom, grandeur, and design. What stars are to the firmament of heaven by night, flowers are to the bosom of the earth by day, gemming its verdant surface by the coruscations of their beauty, blending their sweet and refreshing odours with the elements of nature, mantling the kindred forms of vegetable structure as with a garment of loveliness and perfection, and attesting, by the unapproachable perfection of their symmetry and design, the bright and unchangeable attributes of omnipotence and love !

ARTICLE III.

REMARKS ON THE CONSUMPTION OF SMOKE, &c.

BY MR. JOSHUA MAJOR, LANDSCAPE AND ARCHITECTURAL GARDENER, KNOSTHORPE,
NEAR LEEDS.

THE agriculturists as well as the horticulturists in the manufacturing districts will be glad to learn that general efforts are being made, and with every prospect of success, for the consumption of smoke, which has hitherto been so injurious to vegetation. Among the many valuable schemes now before the public, I may be permitted to mention one which has come under my own observation, invented, carried out with complete success, and now regularly employed by Mr. Billingsley, near Bradford, in Yorkshire. Some time ago, when passing through Bradford in company with Mr. Baker, one of the Factory Inspectors, my attention was directed to the engine-chimney of the mill belonging to the gentleman above mentioned. There was so little smoke proceeding from it, that I questioned whether the mill were at work or not. I was, however, assured it was at work, and moreover that I should never find more smoke emitted from the engine-chimney than I then beheld, pass when I would ; the truth of which statement I have since had frequent opportunities of proving in passing. And the other day I had the pleasure of being introduced to Mr. Billingsley by Mr. Baker, and he very kindly explained to us the principle of his system of smoke-burning, the simplicity and efficiency of which at once gratified and astonished me. The apparatus is under perfect control, so that the chimney can at one moment be made to pour out a dense column of smoke, and the next to be quite free, the smoke being consumed. The plan, I believe, is

open to the public ; the expense of adapting it to each boiler is only from 2*l.* to 3*l.* ; and Mr. Billingsley's charges for directing the same I believe are very moderate. We may hope, therefore, shortly to see the chimney of an engine producing no more smoke than is ordinarily produced from the chimneys of common dwelling-houses, and look forward to a total change in the appearance of the manufacturing districts, as well as to an incalculable improvement in the health, cleanliness, and comfort of the inhabitants. The amateur gardener, the cottager, the landscape gardener, the horticulturist, and agriculturist will then pursue their various avocations with confidence and pleasure when their great and common enemy is annihilated. It would be well if this system could be applied to fires appropriated to horticultural purposes, for, besides ridding the garden of a perpetual nuisance, it would effect a considerable saving of fuel, as well as of trouble in cleaning out the flues ; and the flues, being less encumbered with soot, would give out heat more equally and readily. It might be done, no doubt ; but it would require considerable alterations, owing to the difference there exists in the formation of a furnace for an engine-chimney and that commonly used for garden purposes, and to the different modes in the application of fuel. However, as I have to superintend the erection of some hothouses for a gentleman, I shall endeavour to introduce Mr. Billingsley's system, with such alterations as I think necessary ; and should my efforts be successful, I will announce them without loss of time.

[We shall be glad to receive the favour of our respected friend.—
—CONDUCTOR.]

ARTICLE IV.

DESCRIPTIVE CATALOGUE OF CARNATIONS.

BY MR. JOHN SLATER, PEACOCK-HOUSE, CHAPEL-LANE, CHEETHAM-HILL, NEAR
MANCHESTER.

SCARLET FLAKES.

ADDENBROOK'S LYDIA.—Pod middling, flower large, good petals, rich colours, marks well.

Banton's Napoleon.—Good pod, narrow petals, scarlet weak and rosy, spots much, flower large, white, not good, bad marker.

- Barrenger's Hope.—Pod good as well as petals, white good, flower large, short of scarlet colour.
- Butterfield's Grace Darling.—Good pod and petals, flower not very large, good scarlet, white tinged, excellent marker.
- Chadwick's Brilliant.—Good pod and petals, colours good, first rate. Took the premier prize at the London Floricultural Exhibition this year.
- Cresswell's Premier.—Good pod and petals, flower middling, colours good, and marks well, thin petalled.
- Ely's Bright Venus.—Good pod and petals, flower large, white middling, scarlet good, stripes well.
- Ely's Captain Ross.—Good pod, petals not very large, marks well, colours good, rather inclined to be rough on the edges, flower not very large.
- Fletcher's Red Rover.—Good pod, petals narrow, scarlet good, white tinged, flower not large.
- Hepworth's Madam Vestris.—Pod middling and petals good, flower largish, colours good, marks well.
- Hoyle's Cherry-checked Patty.—Pod middling, petals good, flower middling, colours rich, and marks well.
- Lovegrove's Sarah.—Good pod and petals, form good, flower large, scarlet weak, white bad.
- Lovegrove's Ann Page.—Good pods and petals, flowers large, colours not good, scarlet weak.
- Maude's Rowton.—Good pod, petals rather coarse on the edges, flower not large, colours good, and marks well.
- Mande's Susannah.—Good pod and petals, white and scarlet good, flower largish, excellent marker.
- Millwood's Donna Maria.—Good pod, petals middling, white not good, flower large, marks well, scarlet not very bright.
- Orson's Rob Roy.—Good pod and petals, flower small, white not very good, marks middling.
- Pearson's Madam Mara.—Good pod and petals, flower large, marks well, white rather pinky.
- Potter's Belmont.—Good pod and petals, flower not very large, white bad, does not mark well.
- Potter's Champion.—Good pod and petals, colours good, flower large, marks well.

- Pugh's Lady Hill.—Good pod and petals, large flower, scarlet bright, white rather pinky.
- Roby's Lord Derby.—Good pod and petals, flower not very large, colours good, marks well.
- Simpson's Marquis of Granby.—Good pod and petals, flower large, form good, marks well, first rate.
- Toone's Ringleader.—Good pod and petals, flower largish, colours bright, marks well, white like Madam Mara.
- Wallis's Beauty of Cradley.—Good pod and petals, flowers not large, bright scarlet, white pinky, excellent marker.
- Wigg's Earl of Leicester.—Good pod and petals, flower large, colour not bright, white bad.
- Wilson's William the Fourth.—Good pod and petals, flowers not large, colours good, excellent marker.

ROSE FLAKES.

- Ashworth's Miss Walker.—Good pod and petals, flower middling for size, good form, marks middling.
- Barrenger's Apollo.—Good pod and petals, colours good, flower large, marks well, first rate.
- Chadwick's Lucetta.—Good pod and petals, flower large, colours good, marks well.
- Clegg's Beauty.—Good pod and petals, flower not very large, white pinky, marks well.
- Dobbin's Mountaineer.—Good pod and petals, flowers largish, good colours, marks well.
- Ely's Lady Ely.—Good pod and petals, flower large, white good, marks well.
- Ely's Lovely Ann.—Good pod and petals, flower large, colours good, marks well, first rate.
- Ely's Lady Peel.—Good pod and petals, flower large, white not extra, colour good, marks well.
- Ely's Queen of Roses.—Good pod and petals, flower largish, marks moderately.
- Fletcher's Duchess of Devonshire.—Good pod and petals, marks well, white good.
- Hall's Conquering Hero.—Good pod and petals, flower large, white good, marks well.

- Harrison's Lady Milner.—Good pod and petals, flower large, colours good, marks well.
- Hasting's Sarah.—Good pod, petals rather coarse on the edges, deficient in colour.
- Hoyle's Bee's Wing.—Good pod and petals, flower large, colours not bright, marks moderately.
- Hoyle's Lovely Nancy.—Good pod and petals, flower large, very tall riser, colours not extra bright, marks moderately.
- Hudson's Lady Flora Hastings.—Good pod and petals, flowers large, colours good, stripes well, first rate.
- Hufton's Lady Clinton.—Good pod, petals rather coarse at edges, flower large, white good, marks well.
- Irons's Queen Victoria.—Good pod and petals, flower small, good colours, and excellent marker.
- Jacques's Queen of Roses.—Good pod and petals, flower large, deficient in rose colour and marking.
- Langdale's Cottage Girl.—Good pod and petals, flower large, colours good, marks well.
- Lee's Maria.—Good pod and petals, flowers large, white good, deficient in striping.
- Lowe's Lady Egerton.—Good pod and petals, flower large, good form, and marks well.
- Lowe's Marchioness of Westminster.—Good pod and petals, flower large, colours good, marks well, first rate.
- Malpas's Lady Grey.—Good pod and petals, flower not large, white pinky, does not mark well.
- Marvin's No. 32.—Good pod and petals, flowers largish, colours good, not a very steady marker.
- Plant's Lady Hood.—Good pod, petals rather coarse upon the edges, flower not large, marks well.
- Rawdin's Luna.—Good pod and petals, flower largish, colours not very bright, white good, moderate marker.
- Tyso's Queen Victoria.—Good pod and petals, flowers large, colours good, marks well.
- Willmer's Timandra.—Good pod and petals, flower not large, white pinky, stripes middling.
- Yates's Supreme.—Good pod and petals, flower large, colours good, marks well.
-

ARTICLE V.

A DESCRIPTIVE CATALOGUE OF TULIPS.

BY MR. JOHN SLATER, FLORIST, PEACOCK HOUSE, CHAPEL LANE, CHEETHAM HILL,
NEAR MANCHESTER.

(Continued from page 17, vol. xi.)

I HAVE NOW brought my remarks to a close for the present, and should I be spared another season I purpose to make considerable additions to it. In fact I could have swelled this list to a much greater extent had I taken the descriptions of others, but none are inserted but what have been taken down at the moment, and from a bloom in perfection. I had hoped from the care I had taken I should have escaped any attack, but a discarded F. H. S., well known, has thought proper to stigmatize it in toto, from which circumstance I conclude I may justly claim a little space for a few remarks in reply.

I fear the individual has had too much of the sovereign eyesalve applied to his organs of sight that has brought a film over them which will require rather irritating ointment, or, in vulgar language, which *he* best understands, blister ointment, to remove it; and by this operation his eyesight will be so weakened that he will be obliged to go to a first-rate optician for a pair of spectacles with pebbles, the clearest and most transparent, that when Tulips are next season in bloom he may be able to soliloquize over his darling *Everard*, and see also that tinge in *Polyphemus* which detracts from the merits of every flower except those raised in the south, and the sight of which throws them into hysterics. I think one who has moved, as he boasts of having done, in the first rank of society, would at least have attended to more propriety of behaviour, and at least have kept from falsehood. He never saw me, and I suppose his knowledge of my judgment on Tulips is taken from what I have written thereon, which will not warrant his statement, that I did not know Roses from Byblomens. If I have termed any Rose a Byblomen, it is Bacchus; and if he will refer to the descriptive catalogue, he will read that "it is one of that class of flowers which may be shown in either." When young and opening, it is a Rose; and as it ages, assumes a rosy-violet colour, and will then only show as a Byblomen.

There are Tulips which are difficult to class: take, for instance, Carlo Dolci: what is its colour when in full perfection of bloom? the

yellow, which previously appeared as the ground colour, is vanished to the edge of the petals, and the ground colour is left a dirty white and the inside yellow; and the same may be said of the tri-coloured flowers. Allow me also to observe as a writer upon the Tulip, that I have no occasion to pay for the services of a *would-be* judge to rectify my bed. No one but the said discarded F. H. S. has yet disapproved of the descriptive catalogue in any particular, but all appear highly pleased, so much so, that I have been often and urgently requested to publish them in a pocket form, that an amateur may no longer be victimised, as many have been, but can at once select those that are worth a place in any collection. The day of deception in this matter is over, and the northern florists are awake to the few pairs more of that splendid *Don John*, and a few roots of those splendid takes in; we want a pennyworth for our penny, not things deficient in every good point.

After these preliminary observations, I proceed to notice the critique upon the article in question. He states in the onset that he is informed that there is a writer in the north enlightening the fancy with a descriptive catalogue of Tulips, and that only one thing prevents it from being useful, "that the descriptions are not true ones;" and immediately afterwards states, that he should not have noticed it had not Polyphemus and Strong's King been attacked, which led him to look at some others. Here shows the veracity of the writer, who sets out with a falsehood which would at once convince any candid reader of the utter worthlessness of his remarks. Why, in common sense, as the descriptions are *all* so false, why not single out others besides as specimens? The reason is obvious; *he could not*. They are too *faithful* for any who have been for years selling things utterly worthless, with a very different representation. The writer, after this parade of words, proceeds to write the vilest nonsense that ever was written by any one professing to be a Tulip grower. "The Tulip is, without exception" (he says), "the most uncertain of all florists' flowers, the same bulb will never bloom twice alike" (I suppose he means that it never will bloom fine for two years together). What ridiculous stuff! Are there no steady Tulips? Where then are your Comte de Vergennes, Bienfait, Buckley's Beauty, Shakspeare, Polyphemus, Ambassador, Rowbottom's Incomparable, Lewold, Bacchus, Charles X., Surpasse Catafalque, Heroine, David, Pompe

Funèbre, Catalina, Lac, Ponceau tres blanc, Camuse de Craix, Violet Alexander, Lady Crewe, Mentor, Anacreon, Aglaia, Catafalque, *cum multis aliis?* I can state from mine own knowledge that bulbs have produced blooms which have taken a first or second prize for four or more following years. As to what he states relative to observations on Strong's King and Polyphemus, I have only to repeat, an inspection of the flowers will justify them.

So much for his remarks No. 1. Now for attack No. 2. In it he states, "it would be cruel to put down an uninformed man who makes a silly attempt to cobble up something from what he has read." I disdain falsehood, and treat with utter contempt the person who is guilty of it; I claim credit for stating truth. I have said that every Tulip is described from actual inspection when in bloom, not from reading, and I challenge him to prove a single description false in the whole descriptive catalogue. I suppose he is afraid of "Othello's occupation going," and wishes to bolster up the old system. It will not do! "Honesty will be found to be the best policy." In No. 3 attack, he is still playing upon the same string, and bringing forth the most ridiculous nonsense. He writes "that shape is a mere matter of taste, and scarcely two are of one opinion." Really had I not waded nearly through the chaff in search of wheat I should have thrown my pen down in disgust. Look at Mr. Groom's diagram of a Tulip, and read his description; it is a master-piece; and had he given a little better shoulder at the base, which would have made it broader, and a little trifle more in the length of cup, my opinion is, a better model could not be conceived; it would be like those celebrated pieces of antique sculpture, exact in all its proportions. What a silly remark comes next from one who pretends to eclipse all writers upon florists' flowers (particularly the Tulip), to state that "the very finest of them are inclined to give out three of the petals, and form a sort of triangular shaped cup instead of a round one." How can these be fine so deficient in the very groundwork of a fine Tulip? He advocates shape in one place, and then writes that some of the finest are a little triangular, which is the very worst fault a Tulip can have. Shape and bottom, all must admit, are indispensable; but it so happens that these new varieties must be tolerated with all their faults, and the good old ones thrown aside. Look at my description of one of the finest marking flamed byblomens grown,

Czarinne; I there state it has the same fault as Comte de Vergennes, of throwing the three outer petals into a triangular shape, intimating thereby that it is deficient in shape. So much for the taste of the barbarians of the north, as we northern florists are styled, who are a century behind the southern ones, when in fact we are a century in advance. We agree with what Mr. Groom states in his lecture to the Floricultural Society of London in every respect; he has correctly defined our views upon the subject of marking, and we only grow the stained varieties because we have not pure bottoms to supply their places as yet, but every year knocks a few off the stage, and I doubt not we shall ere long be as famous for Tulips as for other florists' flowers. Having now as briefly as possible defended my descriptive catalogue, as well as noticed the uncourteous remarks of the writer I refer to, I leave it to the impartial reader, who knows the flowers, to decide upon its merits; and should any waver as to its correctness, let them take the descriptive catalogue to their collections next season, and then examine and judge for themselves. I can conscientiously say I have done my duty in laying open the frauds practised upon the amateur; and I have also the satisfaction of knowing that my labours have been appreciated by those who glory in the name of a Tulip grower.

One word in conclusion: I publicly and fearlessly state that I am at all times ready to defend what I have written, knowing that it has TRUTH FOR ITS BASIS.

ARTICLE VI.

ON THE CULTURE OF THE WHITE ROCKET AND THUNBERGIA ALATA.

BY G. T. D., OF MANCHESTER.

IN your April Number for 1842 are a few remarks by Alexander, of Tyneside, on the White Rocket, an old favourite, but now much neglected: will you allow me to tell him, through the medium of your excellent work, that I have grown many this year four feet high. The soil is a strong loam, amongst which I mixed a good quantity of marl, and watered with soapsuds.

I have also grown the *Thunbergia Alata* and *Alata Alva* this year finer than I ever saw them previously, by the following method: I

planted one of each sort, good strong plants, in a half peck pot with a good quantity of drainage. After three parts filling with soil, I placed on the top a layer of nearly fresh cow-dung, on which I planted, filling up with a little soil. I watered twice a week with a solution of guana (say about a small handful to a gallon of water): the growth of the plants was beyond any thing I could conceive; many of the leaves were four inches and a quarter long, and three inches wide, the blooms were splendid and almost numberless.

ARTICLE VII.

ON BLANCHING FLOWERS IN THE FLOWER-GARDEN.

BY MR. PETER MACKENZIE, WEST PLEAN, NEAR STIRLING.

THE kitchen gardener has operations to perform that seldom fall to the lot of the flower gardener to do. Some of the vegetables of the garden have to undergo the process of blanching before they can be used. Celery and seakale, and other plants used as salads, require whitening before they are eaten. I am not aware if the blanching of flowers be much practised, in order to increase the beauty and variety of the flower-garden, and yet it can be done to a certain extent. Some persons may be ready to exclaim, "Why destroy the paintings of nature, which show forth the workings of an infinite mind?" but perhaps there is as little harm in depriving a few flowers of their rosy hue, that the eye may be gratified, as there is in blanching celery, that the taste may be pleased. In the spring every flower is welcome, however lowly or inconspicuous it may be; and in small gardens where flowers may not be numerous, perhaps the following notice, if acted upon, may increase the pleasure of those who may not have room to grow as many flowers as they would wish.

The *Erica herbacea* is a common plant in most flower-gardens, and also an early flowerer; its flowers are red in general, yet they may be made white without injuring the leaves of the plant or the flower. Part of the plant may be covered with light earth, before the flowers have any red colour, and the covered part may remain until the flowers of the uncovered part are fully out. When the earth is taken off, it will be found that the corollas have increased in size, equal to those that were exposed, but, instead of being red like

them, they will be found to be a pure white. A watering from a watering-pot with a rose on it, will remove any of the earth that may remain about the flowers. Different parts of the plant may be covered, according to the fancy of the operator; half of the flowers may be red and the other half white, or there may be a circle of white flowers surrounding the red on the same plant. They will continue white for some time, and it may be amusing to some persons to observe the gradual progress of the colour growing upon the flowers. A sudden change may be made in the appearance of the flower-garden by means of this simple plan.

September 12, 1842.

ARTICLE VIII.

ON THE NAMES OF FLOWERS.

(*From the Quarterly Review.*)

COMMUNICATED BY MR. WILLIAM HARRISON, FELTON.

“BEFORE we have done with the florists and botanists, we must say one word about their nomenclatures. As long as the extreme vulgarity of the one and the extreme pedantry of the other continue, they must rest assured that the majority of this fastidious and busy world will be scared from taking any great interest in their pursuits. Though

‘A rose by any other name would smell as sweet,’

there is certainly enough to prejudice the most devoted lover of flowers against one that comes recommended by some such designation as ‘Jim Crow,’ or ‘Metropolitan Purple,’ or ‘King Boy,’ or ‘Yellow Perfection.’ When, indeed, Calceolarias and Pansies increase to two thousand named varieties, there must, of course, be some difficulty in finding out an appropriate title for every new upstart; but, in this case, the evil lies deeper than the mere name. It consists in puffing and palming off such seedlings at all, half of which are either such counterparts of older flowers, that nothing but the most microscopic examination would detect a difference, or else so utterly worthless as to be fit only to be thrown away. This is an increasing evil; and if any thing gives a check to the present growing taste for choice flowers, it will arise from the dishonesty and trickery of the trade itself. Meanwhile, let there be at least some propriety in the names

given. We cannot quite agree with Mr. Loudon, who seems to approve of such names as ‘Claremont-nuptials Primrose,’ and ‘Afflicted Queen Carnation!’ though they do point to the years 1816 and 1831, as the dates of their respective appearances; neither will we aver that Linnæus was not something too fanciful in naming his ‘Andromeda,’ and in calling a genus *Bauhinia* from *two* illustrious brothers of the name of *Bauhin* because it had a double leaf; but surely there is marked character enough about every plant to give it some simple *English* name, without drawing either upon living characters or dead languages. It is hard work, as even Miss Mitford has found it, to make the *Maurandyas*, and *Alstrœmerias*, and *Eschscholtzias*, the commonest flowers of our modern gardens, look passable, *even in prose*. They are sad dead letters in the glowing description of a bright scene in June. But what are these to the *pollopostemonopetalæ*, and *cleutheromacrostemones* of Wachendorf, with such daily additions as the native name of *ixtuctepotzacuxochielicucyo*, or the more classical ponderosity of *Erisyum Peroffskyanum*—

‘————— Like the verbum Græcum
Spermagoraiolekitholakanopolides,
Words that should only be said upon holidays
When one has nothing else to do.’

“As to *poetry* attempting to immortalize a modern bouquet, it is utterly hopeless; and if our cultivators expect to have their new varieties handed down to posterity, they must return to such musical sounds as *Buglosse*, and *Eglantine*, and *Primrose*, before bards will adopt their pets into immortal song. We perceive some attempt made lately in “Paxton’s Magazine,” and the better gardening journals, to render the names somewhat more intelligible, by Englishing the specific titles, as *Passiflora Middletoniana*, Middleton’s Passion flower, and the like; but this is not enough: the combination of a little observation and taste would soon coin such names as our plainer sires gave in ‘Larkspur,’ and ‘Honeysuckle,’ and ‘Bindweed,’ or even in ‘Ladies’ Smocks,’ and ‘Ragged Robin,’ and ‘Love lies bleeding.’ As names run at present, the ordinary amateur is obliged to give up the whole matter in despair, and rest satisfied with the awful false quantities which his gardener is pleased to inflict upon him, who, for his own part, wastes hours and hours over names that convey to him no information, but only serve to puff him up with a

false notion of his acquirement when he finds himself the sole possessor of this useless stock of 'Aristophanic compounds and insufferable misnomers.'

"CRABBE has admirably ridiculed this botanical pedantry:—

' High-sounding words our worthy gard'ner gets,
And at his club to wondering swains repeats;
He there of Rhus and Rhododendron speaks,
And Allium calls his onions and his leeks;
Nor weeds are now; from whence arose the weed
Scarce plants, fair herbs, and curious flowers proceed
Where Cuckoo-pints and Dandelions sprung
(Gross names had they our plainer sires among),
There Arums, there Leontodons we view,
And Artemisia grows where Wormwood grew.'

"To make confusion worse confounded, our botanists are not satisfied with their far-fetched names; they must ever be changing them too. Thus it is a mark of ignorance in the world of flowers to call our old friend *Geranium* otherwise than *Pelargonium*; the *Glycine* (*G. Sinensis*), the well-known specimen of which, at the Chiswick gardens, produced more than 9000 of its beautiful lilac, laburnum-like racemes from a single stem, is now to be called *Wistaria*; the new Californian annual *Cenothera* is already *Godetia*; while the pretty little red *Hemimeris*, once a *Celsia*, is now, its third designation, an *Alonsoa*; and our list is by no means exhausted. Going on at this rate, a man might spend *the morn of his life* in arriving at the present state of botanical science, and *the rest of his life in running after its novelties and changes*. We are only too glad when public sanction triumphs over individual whim; and, as in the cases of *Georgina* for *Dahlia*, and *Chrysis* for *Eschscholtzia*, resist the attempted change."

Felton, October 19, 1842.

ARTICLE IX.

ON THE CULTIVATION OF THE NEAPOLITAN VIOLET.

BY LOUISA.

As these plants are such general favourites, especially with the ladies, and their flowering so well with me in winter excites surprise in some persons, the following simple mode of management may not be unacceptable. In the spring, about April or May, the old plants are divided, and the runners, &c., put into small pots, with some leaf-

mould in the compost (of which they are very fond). As soon as well rooted, they are placed on the north side of an espalier or hedge, and are occasionally watered in very dry weather; no further care is requisite till autumn. About the beginning of October they should be moved to a sunny place; an empty melon-pit or cold frame would suit best; and about Christmas transferred to the front of the greenhouse, or the window of a sitting-room, with air every fine day. By having a number in pots, a succession may be kept up from Christmas to Easter, and probably the London nurserymen and market-gardeners might find it worth their while to supply them in this way. If any flower-buds show themselves early in summer, it is best to pick them off; and shifting into larger pots in November is also useful to promote the flowering. The plan is not new, and goes, as will be observed, merely upon the principle of inverting the seasons. It is difficult to make the same plants flower twice within the year, which accounts for the failures of some persons in forcing them.

PART II.

LIST OF NEW AND RARE PLANTS.

ACHIMENES MULTIFLORA.—Many-flowered. Gesneriaceæ. Didynamia Angiospermia. (Bot. Mag. 3993.) Mr. Gardner discovered this very beautiful plant growing on dry banks in woods in the province of Goyaz, Brazil. Seeds were sent to the Royal Botanic Garden of Glasgow, where, as well as at Kew Gardens, it has bloomed in the hothouse. There is every probability that it requires only the same kind of treatment as *A. longiflora*, *rosea*, &c. The whole habit of the plant is extremely like that of a *Gloxinia*. It is an annual plant, the flower-stem rising about a foot high, and blooms very profusely. Each flower has a tube two inches long, funnel-shaped, about half an inch across. The mouth, or limb, five-parted, a little more than an inch across, fringed at the edge. The tube is of a deep lilac, and the limb rosy lilac.

BEGONIA COCCINEA.—Scarlet-flowered. (Bot. Mag. 3990.) Begoniaceæ. Monœcia Polyandria. Sent from the Organ Mountains, Brazil, by the collector of Messrs. Veitch's, of Exeter, and at their nursery it has bloomed. It is much the handsomest species that has been sent to this country, and is a very splendid blooming plant, and continuing so for a long period, it will be one of the most ornamental plants, and well worth a place in every collection.

CORREA NICOLOR.—Two-coloured. (Pax. Mag. Bot., Jan.) Rutaceæ. Octandria Monogynia. One of the beautiful hybrids, which is in the collection of Mr. Knight, of King's-road, Chelsea; it is a very distinct flowering variety, most probably raised between *C. alba* and *C. pulchella*. The lower part of the tube is of a lively delicate crimson, which passes into the end, being nearly white. Each blossom is about an inch and a half long. It belongs to the lovely ornamental family, which, blooming in the winter months, are highly-interesting ornaments, and deserve to be in every greenhouse or conservatory. They are readily increased by inarching or grafting on stocks of *C. alba*; and are managed without difficulty afterwards, growing rapidly, and blooming profusely.

CALLISTEMON PINIFOLIUM.—Pine-leaved. (Bot. Mag. 3989.) Myrtaceæ. Icosandria Monogynia. Synonym, *Metrosideros pinifolia*. A native of New Holland, growing in the collection at Kew. The pretty pine-like foliage gives it a graceful appearance. The flowers are of a greenish yellow.

DIOSPYROS SAPOTA.—Sapato Date Palm. (Bot. Mag. 3988.) A tall, handsome, shrubby, tropical fruited plant, grown in the Sion-house collection, where it has fruited, ripening in April. The fruit is a large globose berry, of an olive yellowish-green colour when ripe, filled with a dark, soft, and paste-like pulp, having an agreeable flavour.

HOVEA RACEMULOSA.—Spikeleted Hovea. (Bot. Reg. 4.) Papilionaceæ. Diadelphia Decandria. A native of the Swan-River colony, introduced into this country by Captain James Mangles, R.N., and has bloomed in the collection of Robert Mangles, Esq., of Sunning-hill. The leaves are about two inches long and a quarter broad. The flowers are of a pretty lilac blue, produced in profusion, rendering this pretty, neat, shrubby plant a very interesting object, well deserving a place in every greenhouse or conservatory.

TALINUM TERETIFOLIUM.—Slender-leaved. (Bot. Reg. 1.) Portulacaceæ Polyandria Monogynia. A native of North America. It is a little, neat, herbaceous plant, in its native situations found trailing over rocks. The flowers are of a rosy-purple colour, each being about three quarters of an inch across. They are produced liberally in branching cymose heads. It makes an interesting object when grown in the greenhouse. It has bloomed in the London Horticultural Society's garden.

ODONTOGLOSSUM CITROSMUM.—Lemon-scented. (Bot. Reg. 3.) Orchidaceæ. Gynandria Monandria. Imported from Mexico by George Barker, Esq., of Springfield, near Birmingham, and has bloomed in the collection of Thomas Brocklehurst, Esq., of the Fence, near Macclesfield. Each flower is two inches across, of a pure white and rose colour, very fragrant, and are produced in short racemes. It is a delightful species, well deserving cultivation.

VAN HOUTTE'S PHLOX.—Mr. L. Van Houtte, nurseryman, of Ghent, sent flowering specimens of this pretty variety to this country in October last, but did not state anything of its origin. It appears as if *P. suaveolens* or *P. omniflora* had been crossed with one of the deep rich-coloured ones, as *P. elegantissima*, &c., the centre of each petal is of such a rich colour, and the edge of a pure white. It is a very remarkable variety, and a valuable addition to this lovely tribe of plants.

DENDROBIUM SANGUIOLENTUM.—Blood-stained. (Bot. Reg. 6.) Orchidaceæ. Gynandria Monandria. From Ceylon, and has bloomed in the Sion-house gardens' collection. The flowers are produced on pendulous stems, in short racemes. Each blossom is about an inch across, of a clear fawn colour, a scarlet spot in the middle of the lip, and the tips of the petals and sepals stained with a deep violet colour.

ORCHIDACEOUS PLANTS NOTICED IN THE BOTANICAL REGISTER, BUT NOT FIGURED.

CATASETUM WAILESII.—From Honduras. Very much like *C. tridentatum*, flowers green.

BRASSIA BRACHIATA.—(Synonym, *Brassia Wrayæ*.) In Messrs. Rollisson's collection. The flower is of a pale colour, with numerous dark brown spots. The flowers of this species are larger than any other yet introduced. It is a very distinct and handsome species.

RENANTHERA MATUTINA.—Sent from Manilla by Mr. Cuming. It is in the Chatsworth and Tooting collections. It has the habit of the old *R. coccinea*; but though the flowers of the present species are of scarlet and cinnamon colours, they are not equal in beauty to the older species named.

EPIDENDRUM AURITUM.—From Guatemala, by Mr. Skinner. The flowers are of a whitish-green, and not of much beauty.

CLEISOSTOMA DEALBATUM.—Mr. Cuning sent it from Manilla to Messrs. Loddiges'. The flowers are small, white before they open; but when open, the lip is white, and the rest of a bright yellow.

DENDROBIUM AQUEUM.—From Bombay to Messrs. Loddiges'. It is of the habit of *D. Picardi*. The flowers are of a pale-green colour.

PLEUROTHALIS FÆTENS.—From Brazil to Messrs. Loddiges'. Not of much beauty, and has a disagreeable scent.

OBERONIA MINIATA.—From Sincapore to Messrs. Loddiges'. The flowers are very small, of a vermilion-red colour, on a spike about nine inches long.

ANGRÆCUM VESICATUM.—From Ashantee to Messrs. Loddiges'. Flowers small, white.

ACIANTHERA PUNCTATA.—From Brazil. Flowers of a greenish-grey colour.

CENTRANTHERA PUNCTATA.—From Brazil. Flowers brownish purple.

LIPARIS ALATA.—From Mexico. The flowers are produced on a raceme six inches long; each blossom is about half an inch long, purple, with a crimson lip.

MAXILLARIA GALATEA.—From Brazil. The flowers are of a dull-purple colour, scentless.

ONCIDIUM FORKELI.—From Mexico. It has bloomed in the collection of the King of the Belgians at Laken, and its specific title is in compliment to Mr. Forkel, the gardener. It is considered one of the handsomest species. The flowers are of a greenish yellow, spotted with crimson; the petals of a beautiful violet colour.

ONCIDIUM CUNEATUM.—From Brazil. The flowers are small, white, spotted with crimson, and purple wings, produced on a flower-stalk four inches long.

NEW AND SHOWY PLANTS SEEN IN NURSERIES, &c.

SCUTELLARIA SPLENDENS.—At Messrs. Henderson's, Pine-Apple Nursery, where it has bloomed in the plant-stove for a long period. The flowers are borne in long spikes, small blossoms, but of brilliant scarlet colour. It is a very interesting plant, blooms nearly all the year, and deserves a place in every collection.

GLOXINIA DISCOLOR.—At Messrs. Rollisson's, of Tooting. The flowers are of a pale blue, with a white throat, very pretty. The underside of the leaves is beautifully stained with brownish purple, or a blood coloured stain.

ONCIDIUM VOLUBILE.—At Messrs. Rollisson's and Messrs. Loddiges'. The stems are twining, flowers small, of a yellowish-brown colour.

ONCIDIUM LEMONIANUM.—At Messrs. Rollisson's. The flowers are produced on a long spike, yellow, spotted with brown. Lip entire, yellow.

NIPHEA OBLONGA.—At Messrs. Rollisson's. Blooming profusely; its pretty white *Gloxinia*-like flowers producing a pleasing effect.

MACRANDIA.—At Messrs. Young's, Epsom Nursery. Whether this be a new species, or of hybrid production, we are not aware. The flowers are white. The habit of the plant very similar to *M. Barclayana*, and, when grown in contrast, produces a very pretty effect, and deserves a place in every greenhouse.

SALVIA BICOLOR.—This hardy herbaceous species was introduced into this country in 1793; but it appears to have been lost; recently it has been reintroduced. It is a vigorous robust-growing plant, having very long spikes of flowers, produced in whorls of six, hairy, of a pale blue, tinged with rosy purple. Each blossom is about an inch long. When in full bloom it has the showy appearance of *Lupinus polyphyllus*. It is valuable for the open border, as a companion to *S. cardinalis*, &c.

The following new plants we saw in bloom and fine perfection of growth at Mrs. Lawience's, of Ealing Park:—

GONPHOLOBIUM HENDERSONIA.—A pretty greenhouse plant. The flowers are

of an orange red, with a small bright-yellow eye. The small plant had been purchased for five guineas.

COLEONEMA PULCHRA.—The Diosma-like flowers of this pretty plant are of a handsome pink colour. It well deserves a place in every greenhouse.

(To be continued.)

PART III.

MISCELLANEOUS INTELLIGENCE.

QUERIES.

ON RANUNCULUSES, TULIPS, &c.—You would oblige me very much by giving me some directions for raising Tulips from seed, and also to give me the distinguishing properties of a good Tulip, to enable me to judge of my seedlings. Please give me some directions for crossing, &c.; and by telling me where and at what price I might procure a root of Brookes's scarlet and gold Ranunculus, a bulb of Brown's Polyphemus Tulip, and if you will enumerate and describe six good Tulips that will answer the pocket of

A JUVENILE FLORIST.

P.S. What is the meaning of Tulips in a breeder state? (See p. 16 of the January Number.) An early answer will much oblige.

Ballykilbeg, 16th January, 1843.

ON LIQUID MANURE.—I often observe that liquid manure is recommended by the Conductor, and various correspondents, to promote the vigour of plants. What is the best, and how is it to be prepared, &c.? An early reply will oblige

Hastings.

A YOUTH, BUT AN ARDENT FLORIST.

[Cow-dung makes a very excellent liquid manure, and is very safe in its application; it is best in a fresh state. It may be most conveniently made by putting in a trough tube or brick cistern, &c. If too strong, dilute it with soft water. Experience will soon teach the due proportion to be given. Free-growing greenhouse plants, such as Fuchsias, Salvias, Chrysanthemums, Azaleas, Rhododendrons, &c., are much benefited by it. Apply it just when they begin to grow, and during the growing season.—CONDUCTOR.]

ON DESTROYING WORMS INFESTING A GRASS-PLAT.—Can you, or any of your numerous correspondents, inform me how to destroy worms on a grass-plat. I am so much infested with them, that I cannot keep them under. I am continually sweeping and rolling; and the more I clean the worse they appear to be; and if you can inform me of any method to destroy them, or to keep them from casting up the dirt, you will much oblige a young gardener and constant subscriber,

Huntingdonshire.

E. A.

[You may destroy worms by strong lime-water, prepared by throwing a quantity of quicklime into a large vessel of water, stirring it well, and leaving it for a day till it becomes clear. The quantity of lime is immaterial, provided there is enough of it, because the water can only take up a certain quantity of lime. Or a weak solution of corrosive sublimate will destroy them.—CONDUCTOR.]

ON ARISTOLOCHIA GIGAS.—You will confer a great favour by informing me from whom I can obtain the creeper named in your December CABINET (*Aristolochia Gigas*)? I am very fond of and particularly fortunate in the treatment of creepers generally. It is said the flower is one foot across. I shall be con-

tent with half that size. An answer in an early number of your CABINET will oblige

December 13th, 1842.

COLEA SCANDENS.

[The plant we saw in bloom in the conservatory in the London Horticultural Society's Garden the last summer, and the flower was larger than the size stated in the "Botanical Register." When there is a surplus, fellows can obtain plants. We have not seen it in any other collection. Any person having it for sale, we should be glad to be informed; and if we receive such information, we will give notice of it.—CONDUCTOR.]

ON A SIMPLE METHOD OF GROWING THE *RANUNCULUS*.—Will you or any of your correspondents favour me with a little useful and practical information on the culture and best mode of treatment of the *Ranunculus*? I am anxious to grow a few, though my paucity of spare time will not allow of much trouble or extravagance in their cultivation; and I would therefore like to know the simplest and best mode of bestowing what little time I have towards them with success. My soil is rich and light, with a gravel subsoil, and has a northern aspect. A speedy compliance with this request would greatly oblige,

Sheffield, Nov. 23, 1842.

J.

REMARKS.

CAUTION ON A MIXTURE TO DESTROY INSECTS, &c.—Permit me, through the medium of your most excellent and highly-interesting Magazine, the FLORICULTURAL CABINET, to endeavour to save your many correspondents from experiencing a disappointment I lately met with, and which was occasioned by my reliance on a statement given at page 9 of a little work lately published, styled "The Vegetable Garden," by George Duff. The statement is headed, "To destroy Insects, Slugs, &c.," for which a remedy is there given, which I most minutely followed, except that I made the mixture weaker than directed. I then sponged some plants in my stove, all of which it nearly killed, destroying every leaf it touched. I next watered some *Ranunculuses* and the box-edging of the bed, and with the same result, the box even appearing, in about six hours afterwards, as though it had been burned. I but desire to make this known to prevent others from using it, perhaps on a much larger scale.

SPRING VILLE.

ON *CALAMPELIS SCABRA*.—I have found the *Calampelis scabra* flourish exceedingly well under the following treatment:—Sow the seeds early in spring, scattering them thinly on the top of the pot; they must not be covered with the least earth. They come up best in a hot-bed, but will do very well in a warm window. Pot as soon as the plants are strong enough, and harden gradually in a cold frame. About the middle of May transplant them where to remain; soil and situation not very particular. They will flower beautifully the first summer; but far more so the second, if the apparently withered stem is left untouched, as it will put forth leaves and flowers from every joint, and be a mass of bloom and foliage. The withered leaves left on seem to afford winter protection. After the second year they will die down, and rise no more. A succession therefore, is necessary.

TYRO.

ON THE PERIOD AND MODE OF PRUNING ROSES.—I observe in a former number of the CABINET, that a request is made for some directions on a successful mode of pruning the border roses and when. The following treatment I have pursued with most satisfactory results.

CLEMICUS.

The kinds that bloom from May to July I prune as follows in February.

I retain as many of the most vigorous young shoots as I judge the tree is likely to support, cutting away all others, &c., as follows:—I shorten those retained for two purposes. Those to bloom at the time above stated I cut away from each

about one-third, and the other half I cut down to two buds, in order to supply young vigorous wood for next year's blooming. I have invariably noticed that the buds at the lower part of a young shoot are not so perfected as those about midway; this I think arises from the fact of about one-third of the lower part being produced at an early spring season is more pithy and coarse, and does not afterwards get a due proportion of sun and air, so that the buds are weakly. The next portion of the shoot is produced when the weather is warmer and drier, and getting a summer's sun and air become well ripened and furnished with plump buds, which will produce the finest roses the next year. The last portion of a shoot is the growth of the end of summer, and does not get so well ripened and perfected as the midsummer production. It is from these considerations I cut in February the shoots for blooming, as before stated, so as to retain two parts of the length; and where wood for next season is the sole object, cut down so low as to retain but two buds. The former, blooming shoots, left the previous year two parts their original length, the following February are cut down to two buds, and of the shoots produced from those cut down the previous February to two buds, I now retain to two-thirds of their length. By this mode of pruning, my Rose trees are kept regularly supplied with young perfected wood, and kept to a dwarf stature.

I pursue the same plan with my Perpetual Roses, only in June I cut a portion of the present season's shoots to two-thirds their length, and when those left untouched have done blooming in August, the new shoots, pushing from the shortened ones above described, come into bloom and continue to October. I give four inches deep of well-rotted cow-dung over the roots of my Rose Trees every Autumn, just pointing it in the soil, and spreading over it a slight covering of fresh loam. By this mode of treatment my Roses are of the finest description. In further remarks on Roses, I will give my mode of treatment with the other classes.

Rosa.

TAKING UP THE ROOTS OF RANUNCULUS AND ANEMONES.—Of all the points in the cultivation of the *Ranunculus*, this is the most vital and important. The tubers are extremely apt to start, or put forth roots again, if allowed to remain too long in the ground—this fatal event being most liable to occur under the influence of heat and moisture. Hence, if the weather be showery, the top awning should never be removed till the stalks and foliage of the plants have turned yellow, indicating the proper period for taking up the roots; when they have put on this appearance they should be at once harvested. If the tuber has again vegetated, it will either grow weakly, or, in all probability, perish when planted the following year. But though the young roots may not always be visible to casual observation, if but an impetus be given—an effort, as it were, to grow be induced—there will be a failure in the bloom the following summer; the root being weakened and injured by its previous attempt at growth.

LONDON HORTICULTURAL SOCIETY MEETING.

January 17.—R. H. Solly, Esq., in the chair. Miss Horrocks, J. French, Esq., and Mr. Robert Cooper were elected fellows. A paper upon a method of heating hothouses by steam was read, from Mr. P. Walker, gardener to R. W. Grenfell, Esq., Maisteg, near Swansea. Instead of heating water in large pipes by means of smaller ones conveying steam and traversing them longitudinally, it was proposed to introduce the end only of a steam-pipe into that of a larger water-pipe, which is continued round the house. The steam is generated in a boiler, and can thus, by pressure, be made to heat the water in the pipes to any required temperature: it may also be thrown into the atmosphere in any quantity by means of a small perforated pipe running along the top of the water-pipe. To prevent abstraction of heat, the steam-pipe is to be isolated on wooden sleepers, and to be inclosed in a tunnel of the same material. Mr. Goode, gardener to Mrs. Lawrence, exhibited a large collection of Orchidaceous and other plants, including a magnificent specimen of *Dendrobium nobile*, covered with its beautiful white and violet purple flowers; *Lælia albida*, white, having the centre of

the labellum marked with yellow, surrounded with a slight stain of purple; *Cyrtorchilum maculatum*, bearing three fine panicles of its prettily spotted flowers; *Peristeria guttata*, producing its singular cup-like blossoms in clusters upon the surface of the pot; a fine plant of the recently introduced *Manettia bicolor*, whose red and yellow tubular flowers, although rather scantily produced, had a pretty effect; *Clerodendrum splendens*, a handsome species lately brought from Sierra Leone, and bearing panicles of rich scarlet; with *Lælia anceps*, and cut blooms of *Spermadyction azureum* and *Astrapæa Wallichii*; the latter a large stove plant, with immense leaves resembling those of the Mulberry, and producing freely at this season of the year its drooping clusters of light carmine flowers: a Knightian medal was awarded for the *Dendrobium*. From Mr. Green, gardener to Sir E. Antrobus, were an exceedingly well cultivated specimen of *Euphorbia jacquiniiflora*, having each of its drooping branches terminated by a raceme of vivid scarlet flowers; fine plants of the showy *Epiphyllum truncatum*, and the scarcely less beautiful *Epacris impressa*; *Gesnera zebrina*, which, although past its best, still exhibited a multitude of its bright yellow and vermilion blossoms, with *Gesnera longifolia*, *Correa longiflora*, and *Erica Westcottia*: a Banksian medal was awarded for the *Euphorbia*. Messrs. Lucombe and Pince exhibited a pretty little Melastomaceous plant, of recent introduction from Mexico; it is somewhat similar in habit to *Saponaria ocymoides*, and thrives well in a moderately warm greenhouse, where it produces its rosy lilac flowers in great profusion: a Banksian medal was awarded for it. From G. Loddiges, Esq., a cut specimen of *Epidendrum densiflorum*, a species nearly allied to *E. nutans*, and possessing, when in the hot-house, the desirable property of diffusing an agreeable fragrance: for this a Banksian medal was also awarded. A large collection of cut Orchidaceous flowers were sent by Mr. Appleby, gardener to T. Broeklehurst, Esq.; amongst them were a fine dark variety of the singular *Stanhopea Wardii*; a beautiful bloom of *Lælia anceps*; *Myanthus cristatus*, having the labellum covered with long white excrescences, resembling hairs; *Dendrobium tetragonum*, a curious species with the segments of the perianth of a light primrose colour, margined with reddish brown, and not unlike the extended limbs of a large spider; a certificate was awarded to the *Stanhopea*. From E. Johnstone, Esq., were a pretty collection of cut *Camellias*, with specimens of *Garrya elliptica*, a hardy evergreen shrub, bearing catkins of great length, similar to those of the Hazel and *Acacia pubescens*. Mr. Mountjoy also exhibited a specimen of *Garrya elliptica*. From Mr. Halley, of Blackheath, a seedling *Camellia*, named *C. Halleyi*, a pretty variety, but not superior to *C. imbricata*, to which it bore some resemblance. From Mr. Clarke, gardener to W. Block, Esq., a very large flower of *Camellia Donckelaeri*; its great size appeared to have arisen from its having been grafted upon a stock of some straggling variety. From the garden of the Society were two fine specimens of *Amaryllis aulica*; a plant of the true Olympian Hellebore, which will probably prove hardy in this country, the petals of which are of a beautiful, clear, greenish white; *Acacia verniciflua*, a handsome, compact-growing species, with orange-coloured flowers, well adapted for growing in small greenhouses; *Hoitzia Mexicana*, a plant with pale flesh-coloured flowers, of great beauty in its native country, but although introduced many years since, it is not so generally cultivated as it deserves; cut flowers of the deliciously scented *Chimonanthus fragrans* and *grandiflora*, hardy shrubs, requiring only to be protected while in bloom from wet, and worthy of a place in every garden; with a branch of *Garrya elliptica*, were also exhibited. A model was exhibited of Jucke's Patent Furnace. In this the fire-bars form an endless chain passing over two drums, one at each end of the furnace, and are kept in constant motion, at the rate of about 8 feet per hour, either by hand, or by a strap connected with a steam-engine. The consumption of fuel is regulated by a door in front, which can be raised to any desired level. The air is constantly passing through the fire-bars, and the clinkers are carried along by the revolving bars, and fall over into an iron box at the extremity of the grate. The whole of the apparatus can be removed from beneath the boiler when necessary. The smoke is said to be entirely consumed.

FLORICULTURAL CALENDAR FOR FEBRUARY.

GREENHOUSE.—This department should have good attendance during this month, similar in its operations to those directed in January, which see.—Oranges, Lemons, and Myrtles, &c., will require water frequently; they usually absorb much. The herbaceous kind of plants will require occasional waterings, but less frequent and in less quantities than the woody kinds. Succulents, as Aloes, Sedums, &c., should be watered very sparingly, and only when the soil is very dry. Air should be admitted at all times when the weather is favourable, or the plants cannot be kept in a healthy state. If any of the Orange, Lemon, or Myrtle trees, &c., have naked or irregular heads, towards the end of the month, if fine mild weather occur, begin to reclaim them to some uniformity, by shortening the branches and head shoots; by this attention they will break out new shoots upon the old wood, and form a regular head; be repotted in rich compost in April, reducing the old ball of earth carefully, and replacing with new soil. After shifting, it would be of great use to the plants, if the convenience of a glass case could be had, in which to make a dung-bed, that the pots might be plunged in; this would cause the plants to shoot vigorously, both at the roots and tops. Repot *Amaryllis*, &c. Tender and small kinds of plants should frequently be examined, as to have surface of soil loosened.

ANNUALS.—Towards the end of the month, sow most of the tender kinds which require the aid of a hot-bed in raising, or in pots in heat.

ANOMATHECA CRUENTA, TIGRIDIAS, &c., the bulbs of, should now be repotted into small pots, to prepare them for turning out into beds, so as to bloom early.

AURICULAS should now be top dressed, taking off old soil an inch deep, and replacing it with new.

BULBS, as *HYACINTHS*, &c., grown in water-glasses, require to be placed in an airy and light situation when coming into bloom. (See Art. vol. vi. on the subject.) The water will require to be changed every three or four days. The flower stem may be supported by splitting a stick at the bottom into four portions, so as it will fit tight round the edge of the glass at the top.

CALCEOLARIAS, seeds of, should be sown during the month, and be placed in a hot-bed frame, also cuttings or slips be struck, as they take root freely now.

CARNATIONS.—Layers should be transplanted into large pots towards the end of the month, or planted in the open border.

CUTTINGS OF SALVIAS, FUCHSIAS, HELIOTROPES, GERANIUMS, &c. desired for planting out in borders or beds during spring and summer, should now be struck in moist heat, in order to get the plants tolerably strong by May, the season of planting out.

DAHLIAS.—Seed should be sown either in pots or upon a hot-bed. Pots or boxes with seed placed in a warm room, near light, and admitting plenty of air to the plants when up, will succeed well. Dahlia roots should now be potted, or partly plunged into a little old tan in the stove, or a frame to forward them for planting out in May. As shoots push, take them off when four or five inches long, and strike them in moist heat.

HERBACEOUS PERENNIALS, BIENNIALS, &c., may be divided about the end of the month, and planted out where required.

HYDRANGEAS.—Cuttings of the ends of the last year's wood, that possess plump buds at their ends, should now be struck in moist heat; plant one cutting in a small pot (60's). When struck root, and the pot is full of roots, repot them into larger; such plants make singularly fine objects during summer.

MIGNONETTE, to bloom early in boxes or pots, or to turn out in the open borders, should now be sown.

RANUNCULUSES AND ANEMONES should be planted by the end of the month.

ROSE TREES, LILACS, PINKS, HYACINTHS, POLYANTHUSES, NARCISSUSES, &c., should regularly be brought in for forcing.

TENDER ANNUALS.—Some of the kinds, as Cockscombs, Amaranthuses, &c. for adorning the greenhouse in summer, should be sown by the end of the month; also any tender Annuals desired to bloom early in the open border.

TEN-WEEK STOCKS, RUSSIAN AND PRUSSIAN STOCKS, &c. to bloom early, should now be sown in pots, placed in a hot-bed frame, or be sown upon a slight hot-bed.





Camellia Japonica Alberta.

THE
FLORICULTURAL CABINET,

MARCH 1st, 1843.

PART I.
EMBELLISHMENTS.

ARTICLE I.

CAMELLIA JAPONICA ALBERTII—(*Prince Albert's Japan Camellia*).
TERNSTROMIACEÆ. MONADELPHIA POLYANDRIA.

THIS very beautiful variety has recently been introduced into this country by Messrs. Chandler and Sons, of the Vauxhall Nursery, London, from China; it is now in bloom in their splendid collection, and is considered one of the most superb in the country. The flowers are very double, of a globular figure. The petals are finely rounded, uniformly disposed, and well filled up to the centre. The kinds of flowers which have a *red ground*, striped or blotched with white, are very liable to vary by becoming entirely of one colour, being destitute of variegation; but the kinds with a *white ground*, however striped or spotted, almost uniformly retain their peculiarity. The one here figured is of this class.

It is some years since a new variety was introduced into this country from its native region, till the present variety was received from China; recent circumstances connected with that country will no doubt admit of other fine kinds being discovered and sent to England, as well as numerous other plants. The Camellia was first known in Europe from the accounts given by early travellers to China and Japan, who relate that they had seen in these countries rose-trees of the size of large oaks, having dark green shining leaves. Such accounts were considered fabulous till the Asiatic traveller, the Jesuit

George Joseph Kamel, visited Japan as a missionary in 1739, contrived to procure two plants of the *single red*, which he brought to Europe, and sold to Lord Petre for a considerable sum. His Lordship had them sent to the gardens at Thornden Hall, in Essex, where, being kept in a hothouse temperature, they were killed. The gardener at Thornden, at that time, was a Mr. James Gordon, who, in 1742, commenced a nursery at Mile End, near London. He, being somewhat aware of the value of so ornamental a plant as the Camellia, managed it so as soon to procure another plant, which he put out in the open border of a conservatory, where it continued to grow for ninety-four years, till the nursery was broken up to build upon in 1837: from it, it is supposed, many thousands of young plants had been raised as stools to bud, inarch, &c., the subsequent double kinds. It is generally understood that the Camellia was introduced into this country in 1792, but the above fact confirms the introduction from 1739 to 1742. Mr. Gordon died in 1780, and he had not only obtained the single red, but the double white and red striped. The single red, too, was figured in the Botanical Magazine in 1787, where it is observed that the plant will very probably be found as hardy as the Laurustinus or Magnolia. The plant was then sold at a very high price, and in consequence prevented its being hazarded as trial.

The species and varieties introduced from China to this country, in addition to the one now figured, are *C. curvoides*, white, *C. Japonica*, red, *C. Kissi*, white, *C. oleifera*, white, *C. reticulata*, red, and *C. Sasanqua*, single white, double white, semi-red, and double red. The varieties raised in British and continental gardens now exceed one thousand; all are pretty, but many of them peculiarly handsome. In 1838, Vol. VI. of the FLORICULTURAL CABINET, we figured the Marchioness of Exeter Camellia, raised by James Priaula, Esq., of Monteville House, Guernsey, who obligingly favoured us with one of its first blooms; it has recently been procured into the London collections, and is one of the finest kinds grown. We lately had an opportunity of viewing the fine collections of Messrs. Chandler, Loddiges, and Lowe, and of taking notes of the finest kinds. The following are the best in bloom up to the present time (Feb. 20th); others that bloom subsequently we shall, with those we here name, give descriptive particulars of in our Number for April, unless our

Kent correspondent favour us with the continuation of his descriptive list, which we respectfully solicit him to do.

<i>White.</i>	Punctata major	Beáleii
Double White	Picturata	Chandlérii
Allmúttii	Press's Eclipse	Conciinna
Alba semiduplex	Spofforthiana	Corallina
Anemoniflora alba	Sabiniana	Conspícua
Candidíssima	Sweetii	Decora
Candor	Tricolor	Emmia
Ebúrnea		Francofurtensis
Fimbriata	<i>Rose-coloured.</i>	Imbricata
Haylóckii	Marchioness of Exeter	Lefevriana
Hume's Blush or Buff	Coronata	Minuta
Imbricata alba	Elata	Róssii
Myrtifólia alba or Albicans	E'legans	Reticulata
Nobilíssima	Fórdii	Regalis
Ochroleuca	Flórida	Speciosa
Compacta	Myrtifólia	Splendens
	Pæoniiflora	Warratah
	Páksii	
<i>White, Striped, and Spotted.</i>	Palmérii	<i>Rose, Red, and Crimson striped.</i>
Albertii	Rosa sinensis	Dorsétii
Colvillii	Rósea (Le Blanc's)	Donkelaerii
—— striata	Rose Warratah	Gilesiana
Delicatíssima	Sasanqua rósea	Páksii
Fortuíta	Triumphans	Queen Victoria or Pressleyii
Gray's Invincible	Vandésia rósea	Striped or variegated
King	Wóodsii	Serratifólia
Moutan		
Pompone	<i>Red, or Crimson Red.</i>	
	Althæiflora	

The soil best adopted to the growth of the Camellia is a mixture of fresh loam and peat in equal proportions, which must not be sifted, but be kept in a *rough* state, to which a tolerable quantity of small stones must be added, some river sand, and about an eighth proportion of well-rotted dung, not what is termed sour, but sweet: these to be well mixed together, and kept as rough as possible, and a small sprinkling of charcoal-dust added thereto. In such a compost, having a free drainage of some of the roughest of the compost, the Camellia flourishes vigorously. The proper season for shifting the plants is when they *require* it, and that is, when the young growth has got hardened, and the blossom-buds for next season can just be seen at the extremities of the shoots. After shifting, they may be placed in the open air, or retained in the greenhouse, according to the season they are wanted to flower; if kept in the greenhouse, as much air as possible should be admitted, and occasionally sprinkling the foliage will improve the appearance, as well as be beneficial to the health of

the plants. At all times attention must be paid to watering them properly, the roots being apt to become matted in the pots, so as to render the ball of earth impervious to moisture; hence it is necessary to see that the ball of earth is moistened by the water poured upon it, instead of the web of fibres only. This renders an examination of the roots, or reducing and replanting them, at least once a year, a measure almost indispensable. A good soaking with manure water must be given three or four times during the year, twice being done in the period of growth.

At the respective periods of growth and flowering, the plants will require plentiful watering; during the latter, if not regularly supplied, the bloom-buds will infallibly fall off, instead of expanding into flower; at other times, a regular moderate supply is essential. The effect of constant watering may be presumed to diminish or destroy the fertility of the small quantity of earth allotted to each plant; therefore, when the annual repotting occurs, carefully take away as much of the former ball of earth as can be done without injuring or cutting the roots.

The plant may be considered strictly a hardy greenhouse one, similar to the Myrtle, only requiring protection in severe weather; and if it is kept just above freezing point, a temperate heat, it will succeed much better than if grown in a high temperature. At the period of making their growth, an additional degree of heat will be found advantageous.

Camellias are readily increased by budding, inarching, or grafting. Cuttings of the *single red* strike the readiest, taking them off in July or August, that is, when the young shoots are sufficiently ripened at the base. Each must be smoothly cut through at a joint, that is, where it has last pushed from, be divested of one or two leaves, and then *firmly* planted around the pot, having the lower half of compost, and the upper half of white sand. Being well watered, and the pots plunged in a frame of moist peat, and closely shaded for several weeks, they will form callosities or fibrous roots, and, as soon as they can with safety be removed, they must be potted singly, in small pots, in the compost already described. After potting, they require to be placed in a close frame with peat, sprinkled over head occasionally with tepid water until they begin to root afresh, when, by degrees, air is to be admitted, so as gradually to inure them to a cooler atmos-

phere. The following season they must be repotted, in the usual compost, and in all respects treated as the blooming plants are, and by the succeeding season they will be strong enough for inarching, &c.—the best time to do which is early in spring, just before the plants begin to grow, and for budding, as soon as the young wood is sufficiently ripened to be firm. We avoid giving particulars of operations, as a correspondent furnishes us with an article upon them, as inserted in our present Number.

ARTICLE II.

OBSERVATIONS ON THE CAMELLIA.

BY A KENTISH SUBSCRIBER.

As the season for blooming that much esteemed plant the *Camellia Japonica* is now at hand, I beg to offer a few remarks on the propagation, general culture, and likewise their respective properties: should you think the following remarks worthy a station in your valuable work, I shall feel great pleasure in contributing on the same subject in a future number.

[We shall be much obliged by receiving the promised favour.—CONDUCTOR.]

Camellias are propagated by seed, cuttings, budding, grafting, and inarching.

Seed should be sown as soon as ripe; one seed in a sixty-sized pot in a composition of peat and loam, about one-fourth of latter to three-fourths of former, adding a little silver sand, when most of them will vegetate the following spring.

Cuttings may be taken as soon as the young wood is ripe, which will be about the end of July, or beginning of August: put in thirty-two sized pots, filled half with crocks, a little turfy peat, and two inches of pure white sand on the top, to insert the cutting; as soon as they have received a liberal watering to settle the sand firmly, they may be placed under a hand-glass (that is air-tight) in a shady situation, where they may remain till October, when they must be removed to a warm tan-pit till January; they may then be potted off in single pots (being previously hardened), and placed in a close frame.

To increase the most esteemed kinds, the operation of budding is to be preferred, as every leaf with its bud will make a plant. To perform this operation is most successful when the sap flows freely (from May to September), by inserting a bud with the leaf attached into the stock, the same as you would in a rose tree, tying it with bass, taking care to keep the plant closely confined till the bud is united to the stock, which will be in about six weeks or two months.

Grafting is successfully performed by cutting down the stock to a leaf as low as convenient: cut the bark down about two inches opposite the leaf, open the bark with a budding knife, and insert the scion inside the bark the same as you would the bud of a fruit tree; prepare the scion by cutting it in a slanting direction, as you would the scion of a fruit tree, tie it with bass, and confine it closely for two months.

The general, and, perhaps, the best plan adopted for increasing the double varieties, is by inarching; this may be performed almost at any season, but the spring is best. To insure success by this method, the operator must be careful to select stocks rather stouter than the inarch intended to be united: he must then cut the bark of both about one inch and a half alike, tie them together with bass, so as to fit as neatly as possible; the only care then will be to liberally supply them with water, when they will be sufficiently united in two months to separate.

Camellias should be shifted as soon as they have ripened their young wood and perfected their flower buds, which is about August; use two-thirds peat to one-third of rich maiden loam, as rough as it is possible, using, instead of crocks, some siftings of peat and loam for drainage. By no means over pot them, as they like to feel the side of the pot. As the Camellia advances in age, they will require a more retentive soil; use then half peat to half loam. As soon as they have done blooming and beginning to grow, I would recommend the assistance of fire heat to the amount of 55 degrees at night, and 60 by day. Syringe the house at four o'clock, keeping the plants very moist till they have nearly completed their growth, when syringing must be dispensed with, and water sparingly, although not allow them to be distressed for the want of it; they will then soon form the bloom buds for the next season; they may then be removed from the house to a shady situation in the open air, and liberally sup-

ply them with water till they are removed to their winter quarters in September.

The following is a brief description of their respective properties:—

Palmer's Perfection is a beautiful rose, very fine shaped, with cupped petals; decidedly one of the best yet known.

Marchioness of Exeter is also a splendid rose, large, and well formed; it ought to be in every collection.

Colvillii is a very fine carnation striped variety; its principal fault is a confused centre, unfortunately too frequently met with in Camellias.

Colvillii Striata is white ground, beautifully spotted and striped; a most desirable variety, being one of the best of its class.

Gilesii is a fine red ground striped with white; a very distinct and beautiful variety, but has the Warratah centre. It requires heat while growing to insure the white stripes, which is so desirable in this variety.

Candidissima is a good white, unique habit, and free bloomer; ought to be in every collection.

Landrethii is a rosy-pink, well formed, and good size, and deserves a place in every collection.

Bealii (Leeana superb, or Sieboldtii) is one of the best of its class, being a vivid red, fine round petals, and good size; this is certainly a first-rate variety.

Halley's Monarch is one of the very best Camellias grown, being very large, red striped with white, fine habit, and free bloomer: this variety is little known at present, but will eventually be a universal favourite, having such a bold appearance over any other I have yet met with.

Minuta, a fine rose, of a medium size, very double; its fault is a deep indenture in every petal.

Eximia is a fine vivid red; it is unfortunately a shy bloomer, and is rather flat, nevertheless it ought to be in every collection.

Imbricata is a very fine rose, possessing a shape equal to the double white, and when in perfection has a stripe of white down the centre of each petal.

Tricolor is a very distinct and beautiful variety, possessing white, rose and red clearly defined; it is semi-double, and the best of its class, being a good habit and free bloomer.

Doncklearii is also a semi-double, having good properties; it is red

ground, striped and blotched with white, a very neat habit, and free bloomer; ought to be in every collection.

Prattii is a very large and full light rose, is a superior variety and very distinct.

Ochroleuca is a splendid white, with buff centre; is large and well formed, and distinct from any other.

Sweetii is perhaps the best carnation-striped we yet possess, being less confused in the centre than this class generally are.

Triumphans is a large rose; its fault is a confused centre, but a desirable variety.

Corallina is perhaps the deepest red we have, its large well-formed petals render it a favourite; it is, however, rather thin of petals.

(*To be continued.*)

ARTICLE III.

DESCRIPTIVE CATALOGUE OF CARNATIONS.

BY MR. JOHN SLATER, FLORIST, PEACOCK-HOUSE, CHAPEL-LANE, CHEETHAM-HILL,
NEAR MANCHESTER.

(*Continued from page 33.*)

PURPLE FLAKES.

BRABBIN'S REV. THOMAS GISBORNE.—Pod rather short, petals middling, white and purple good, flower large, stripes middling.

Brown's Mungo Park.—Pod bad, flower large, showy colours, middling marker.

Chadwick's British Flag.—Good pod, petals narrow, white bad, flower small, bad marker.

Elliott's British Queen.—Good pod, petals rather narrow, flower not very large, purple not dark, marks well.

Ely's Mango.—Good pod and petals, flower not extra large, marks well.

Ely's Lady Hewley.—Pod middling, petals good, flower middling for size, colours good, marks well.

Hall's Major Cartwright.—Good pod and petals, flower not very large, good colours, and marks well.

Hepworth's Elizabeth.—Pod not very good, petals good, flower large, marks well.

Hudson's Miss Thornton.—Pod good as well as petals, flower large, colours good, marks well.

- Hufton's Blue Ribbon.—Good pod, petals rather narrow, large flower, excellent marker.
- Knott's Alfred the Great.—Good pod and petals, flower large, colours good, marks well.
- Lascelles' Queen of Sheba.—Good pod and petals, flower not very large, marks well.
- Leighton's Bellerophon.—Good pod and petals, flower large, colours good, marks well.
- Mansley's Bonny Bess.—Good pod and petals, flower large, colours good, unsteady marker.
- Mansley's Beauty of Woodhouse.—Good pod and petals, flower large, colours good, but apt to be nearly a self white, but when caught fine, will invariably take a first prize.
- Mansley's Euclid.—Pod not good, large flower, good form, and excellent marker.
- Marsden's Jolly Angler.—Good pod and petals, flower large, colours good, excellent marker, first rate.
- Martin's Maid of Sparta.—Good pod and petals, flower not very large, good colours, marks well.
- Millwood's Premier.—Good pod and petals, flower middling for size, colours good, excellent marker.
- Sanders' Duchess of Buccleugh.—Good pod, petals rather coarse on the edges, large flower, colours good, excellent marker.
- Spray's Major.—Good pod and petals, flower not very large, good colours, marks well.
- Turner's Princess Charlotte.—Good pod and petals, flower large, colours good, excellent marker.

PURPLE PICOTEES.

- Boothman's Bloomsbury.—Good pod and petals, flower very large, white good, inclined to stripe, full petalled, and heavy edged.
- Boothman's Princess Victoria.—Good pod, petals rather coarse on the edges, heavy edged, flower not very large, and inclined to stripe.
- Cookson's Moonraker.—Good pod and petals, flower large, colours good, inclined to stripe, edge not very heavy.
- Dickson's Trip to Cambridge.—Good pod and petals, flower large, white good, rather heavy on the edges.
- Ely's Grace Darling.—Good pod and petals, flower large, white beautiful, light edged.

- Gidden's Plenipo.—Pod bad, large flower, apt to burst, heavy edged, and inclined to stripe.
- Hufton's Miss Hunter.—Good pod and petals, white good, flower large, heavy edged.
- Hufton's Miss Ray.—Good pod, petals rather narrow, white good, light edged, and inclined to stripe.
- Hufton's Nehemiah.—Good pod and petals, flower large, white good, rather heavy edged.
- Jackson's Delight.—Good pod and petals, flower not very large, white good, light edged.
- Jackson's Diana.—Good pod and petals, flower small but pretty.
- Kay's Monarch.—Good pod and petals, flower not very large, rather heavy edged.
- Lee's Bonny Bet.—Good pod and petals, flower large, colours good, and heavy edged.
- Lee's Cleopatra.—Good pod, petals rather serrated, colours good, rather light edged.
- Lee's Mary.—Good pod and petals, flower large, shape good, light edged, first rate.
- Martin's Adelaide.—Good pod and petals, white good, apt to stripe, light edged.
- Mason's Wellington.—Good pod and petals, flower small, heavy edged, and inclined to stripe.
- Millwood's Sophia.—Good pod and petals, flower not very large, rather inclined to be heavy edged, and also to stripe.
- Mitchell's Beauty of Warley.—Good pod and petals, form good, flowers large, heavy edged, first rate.
- Mitchell's Nulli Secundus.—Good pod, petals large, and well shaped, white excellent, purple weak coloured, light edged, and contains only about nineteen petals.
- Pullen's Lady Peel.—Good pod and petals, flower small, white not good.
- Rawdin's Beauty of Osmaston.—Good pod and petals, white good, flower middling for size, light edged.
- Toone's Amelia.—Good pod and petals, flower large, heavy edged with a good purple, but inclined to stripe.
- Wallis's Lady Lee.—Good pod and petals, flower largish, colours good, stripes, but not heavy edged.

Walmsley's Fair Phillis.—Good pod and petals, flower small and inclined to stripe.

Youell's Mrs. Robert Blake.—Good pod and petals, flower large, white good, light edged.

RED PICOTEES.

Barrenger's Beauty of Bedford.—Pod rather short, petals good, flower large, light edged.

Ben's Marc Antony.—Good pod and form, flower small but clean and neat, colours good, and rather heavy edged.

Chadwick's William the Conqueror.—Good pod and petals, flower similar to Little Wonder, only colours brighter.

Ely's Mrs. Horner.—Good pod and petals, flower middling for size, white clear and good, rather light edged, and thin of petals.

Ersom's King Crispin.—Good pod and petals, flower small, white good, thin of petals.

Gidden's Teaser.—Pod bad, petals good, flower large, white good, rather heavy edged.

Hardy's Catherine.—Good pod and petals, flower large, white good, colour lively, rather heavy edged.

Hardy's Matchless Hero.—Good pod, petals narrow, apt to stripe, flower not large.

Hudson's Venus.—Good pod and petals, flower large and well shaped, white good, and light edged.

Leighton's Miss Ann.—Good pod, petals not large, bright colours, flower small and pretty.

Mansley's Miss Jane.—Good pod and petals, flower large, colours bright, and rather heavy edged.

Martin's Princess Victoria.—Good pod and petals, white good, flower large, light edged.

Marsden's Priscilla.—Good pod and petals, flower large, white good, rather bright scarlet, heavy edged, and thin of petals.

Parkinson's Coronation.—Good pod, petals small but well-shaped, heavy edged, and inclined to stripe.

Sharp's Duke of Wellington.—Pod not good, good form, flower large, heavy edged, and colours bright.

Wallis's Miss Swindall.—Good pod, petals narrow, flower small white good, and light edged.

- Wells's Josephine.—Good pod and petals, small flower, colours bright, light edged.
- Wells's Lady Flower.—Pod bad, petals narrow, flower small, white good, light edged.
- Wells's Maid of Orleans.—Good pod, petals bad shaped, flowers large, very slightly edged with a rose colour.
- Willmer's Alcides.—Good pod and petals, flowers large, edging bright, and white good, and rather heavy edged.
- Willmer's Duchess of Cornwall.—Good pod and petals, white good, flower large, light edged.
- Wood's Victoria.—Good pod and petals, flower large, white good, and very light edged.
- Woollard's Miss Bacon.—Good pod and petals, flower not very large, colours good, and rather light edged.
- Woollard's Little Wonder.—Good pod and petals, flower not large, edging a bright scarlet, white good, and rather inclined to be heavy edged.

YELLOW PICOTEES.

- Martin's Queen Victoria.—Pod bad, petals good, flower not very large, yellow, fades and dull, edging light, full of petals, and apt to burst.
- Groom's Favourite.—Pod middling, petals good as well as yellow, edging light, and flower large, and full of petals.

ARTICLE IV.

A REMARK UPON A PARAGRAPH IN THE CONCLUSION OF MR. SLATER'S DESCRIPTIVE CATALOGUE OF TULIPS.

BY A FLORIST OF A MIDLAND COUNTY.

I HAVE read the whole of the Descriptive Catalogue of Tulips with great interest, and I have also read the concluding remarks, particularly the observation made upon a certain *Don John*.

I beg to call Mr. Slater's attention to the sweeping assertion he has made upon this flower, namely, "that it is deficient in every good point."

I think he has pronounced his judgment rather prematurely. I will state my reasons why I entertain such an opinion. In the first instance, *Don John* obtained the premier prize at the London Floricultural Society's show in 1841, (open to all England,) as the best

flower of its class; and it also obtained the premier, besides being placed six times in the class, at the Cambridge show in the same year.

Now, I ask, how comes it to have been so distinguished, particularly as Mr. Slater states it to be "deficient in every good point"? It cannot be attributed to any unfair preference on the part of the judges, for the Metropolitan Floricultural Society's show was an open one, as before stated, but simply to the fact of its being a first-rate flower.

It is obvious, from the marked emphasis intended to be placed on that *splendid Don John*, that Mr. Slater is not alluding to a miserable abortion of a flower of that name raised and exhibited in the north, containing not more than eight petals, and is moreover stated by Mr. Slater, in his descriptive list of Carnations, to be *rather thin*.

I have at this time lying before me a letter from a northern florist, from which I extract the following:—

"I went to Halifax last year, (1841,) to see the grand open show of Carnations and Picotees. When I saw the winning flowers brought into the room I was perfectly astonished, for I believe the very best flower had not more than *twelve* petals, and many not more than nine or ten; and one in particular, a scarlet bizarre, positively had only *eight petals* in it!! I inquired of the person who exhibited the eight-petalled flower, how it was they allowed such thin flowers to win. 'Oh,' says he, 'we are not very particular about the *quantity* so as the *quality* is good.'"

From the above extract, it appears that the northern florists allow a flower *with only eight petals* to be placed in a winning stand, whilst they condemn a flower containing thrice that number of petals, and which had gained the approbation of the first society in the kingdom as a superior show-flower, as not fit for cultivation, and deficient in every good point. This is consistency with a vengeance.

I believe it will be readily granted that the past season was a more unfavourable one for florists' flowers than has occurred for some years; and it will, I think, be also admitted that change of soil, situation, and management, have great influence on the growth of this class of flowers; and the past year, being the first in which *Don John* was offered to the public, will readily account for the failure, *if it did fail*, in producing first-rate flowers.

I grew plants of it myself, and from the blooms it produced I pronounce it the best Carnation I have seen; decidedly the best of its class.

My blooms were seen by most of the florists here, who will, I have no doubt, coincide with me. In conclusion, I find I am not unsupported in my opinion, for on reference to the answers to correspondents in the number of the CABINET for September last, the editor states,—“ ‘Lucy inquires what is the best Carnation of the class named.’ We reply, certainly *Twitchett’s Don John*, and ought to be in every collection.”

[We have no hesitation in stating our opinion is unchanged.—
CONDUCTOR.]

PART II.

LIST OF NEW AND RARE PLANTS.

ACHRONYCHIA CUNNINGHAMI. Mr. Allan Cunningham’s. (Bot. Mag. 3994.) Rotaceæ. Octandria Monogynia. Mr. Cunningham discovered it in New Holland, and introduced it to the Royal Gardens at Kew, where it flourishes in the greenhouse, and blooms in May and June. It is an evergreen shrub, growing six or seven feet high. The flowers have a good deal the appearance of the orange, as well as a similar fragrance. Each flower is about an inch across, of a cream colour.

AGAPANTHUS UMBELLATUS VAR. MAXIMUS. Large flowered African blue lily. (Bot. Reg. 7.) Liliaceæ. Hexandria Monogynia. The flowers are of the form and colour of the old species, but near half as large again, and more numerous produced in each head. Plants of it bloomed beautifully with Mr. Groom, at Clapham Rise nursery, London.

COMPARETTIA ROSEA. Rose-coloured. Pax. Bot. Mag. Orchidaceæ. Gynandria Monandria. A native of the Spanish main, and was introduced into this country by Messrs. Loddiges, with whom it has bloomed. The flowers are produced on drooping racemes, about nine inches long. Each blossom is about an inch across, of a beautiful rich rose colour. It is a very neat and handsome flowering species; though but a small plant, it deserves to be in every collection.

COLUMNEA SPLENDENS. Splendid flowered. Pax. Mag. Bot. Gesneraceæ. Didynamia Angiospermia. Synonym *C. grandiflora*. A native of Brazil, and has recently bloomed in the plant stove at the Tooting nursery. It is an evergreen trailing shrub, growing two feet high. The leaves are thick and fleshy, similar to *Hoya carnosus*. The flowers are produced from the axils of the leaves, solitary, pendant. Each blossom is funnel-shaped, three inches long, and two across the mouth; of a rich deep scarlet colour, spotted with dark inside; hairy. It continues in bloom for several months, and is one of the handsomest stove plants yet introduced. It deserves a place in every collection.

ECHITES HIRSUTA. Hairy-flowered. (Bot. Mag. 3997.) Apocynæ. Pentandria Digynia. A handsome flowering twining shrub from Brazil. Messrs. Veitch’s collector discovered it on the Organ Mountains, and it is one of the most beautiful hot-house climbers. The flowers are produced in racemes, which proceed from the axils of the leaves. Each blossom is in form between funnel-shape and rotate. Tube narrow, an inch long; the spreading limb two inches and

a-half across, of a sulphur yellow; the spreading throat of the tube striated with deep rose. It blooms very freely, and deserves a place in every hothouse collection of plants.

GESNERIA POLYANTHA. Many-flowered. (Bot. Mag. 3995.) Gesneriaceæ. Didynamia Angiospermia. Messrs. Veitch's collector sent roots of it from the Organ Mountains of Brazil, and at their nursery it has bloomed profusely and beautifully. The flowers are produced in a numerous branching panicle. They are drooping, each blossom being about two inches long, of a rich scarlet outside and yellow inside. It is a very beautiful species.

FUCHSIA ALPESTRIS. Mountain Fuchsia. (Bot. Mag. 3999.) Onagraria. Octandria Monogynia. Discovered by Mr. Gardner, on the Organ Mountains in Brazil, growing in moist, bushy, rocky places, at an elevation of 5000 feet above the level of the sea. It has bloomed in the Glasgow Botanic Garden. The plant is of a rambling habit, and in its native situation the branches extend as much as twenty feet. The leaves are much like those of *F. radicans*. Each blossom is about an inch long. The calyx is of a pale crimson colour. Petals, of which but a very small portion is seen, a deep purple. The footstalk of the flower is about two inches long.

HYPOCALYMMA ROBUSTUM. Larger Peach Myrtle. (Bot. Reg. 8.) Myrtaceæ. Icosandria Monogynia. A native of the Swan River colony, now in the collection of Messrs. Lucombe, Pince, and Co., of Exeter. It is a very interesting and beautiful myrtaceous plant, with heath-like foliage and a profusion of pretty flowers, each blossom being half an inch across, in form of a peach-blossom, of a handsome rosy-pink colour. It deserves a place in every greenhouse, and will be esteemed wherever grown.

LILIUM TESTACEUM. Yellow Japan Lily. (Bot. Reg. 11.) Liliaceæ. Hexandria Monogynia. It is said to be a Japanese species, and is in this country a frame or half hardy plant. The flower stem rises from three to four feet, blooming from July to October. Each blossom is about as large as the common Turnep Lily, yellow, spotted slightly with red.

LATHYRUS PUBESCENS. Downy Everlasting Pea. (Bot. Mag. 3996.) From Buenos Ayres, sent by Mr. Tweedie, and proves to be a hardy greenhouse plant, with a probability of doing better even in the open air. The stems rise to three feet long. Flowers in racemes, of a lilac-purple colour.

VRIESIA PSITTACINA. Parrot-flowered. (Bot. Reg. 10.) Bromeliaceæ. Hexandria Monogynia. Very similar to a *Tillandsia*. It is said to be a native of Rio Janeiro, and is a pretty stove plant. The bracts and stems are of a fine rich scarlet colour, and the corolla yellow, having the tips of the reflexed petals tinged with green. Each blossom is near three inches long.

New Plants at Mrs. Lawrence's—*continued*.

GOMPHOLOBIUM. (New unnamed species.) The foliage is very small and neat. The flowers of an entire bright yellow, and have a beautiful appearance.

CHOROZEMA DICKSONIA. A fine plant, four feet high, in profuse bloom; its orange-red flowers, with a deep red keel, rendering so fine a plant a beautiful object.

DRACOPHYLLUM GRACILIS. Of the natural order Epacridæa. A new and handsome species, with a profusion of spikes of white flowers, rendering it one of the neatest of greenhouse plants.

HERMANNIA INCISA. A plant four feet high, very bushy, with thousands of flowers upon it.

DAVIESIA LATIFOLIA. The finest specimen in the country, being five feet high, bushy, and clothed with its beautiful yellow flowers.

BOBONIA ANEMONIFOLIA. A pretty anemone-leaved shrub, two feet high, with pretty rosy-pink flowers.

ABUTILON BEDFORDIENSIS. A fine plant in profuse bloom, eight feet high, its pendant yellow flowers being very interesting and pretty.

MANETTIA SPLENDENS. A new species, not in bloom, but fine vigorous foliage; but it is said the flowers are each three inches long.

HIBISCUS LILIFLORUS. The flowers are large, of a pale rose, with a deep rose centre. The flowers keep expanded for two or three days.

PETREA STAPELÆ. A very handsome flowering plant, of the natural order Verbenacæ. It was in fine flower in the plant stove. The flowers, on first opening, are of a lilac-blue, but change to a deep violet blue. It well merits a place in every collection.

ELICHRYSUM RETORTUM. The flowers are white, with a yellow disk, very pretty.

[The entire collection of plants was in robust health, and in high perfection of cultivation; and the entire collection reflects much credit on the skilful management of Mr. Goode, the industrious gardener. The conservatory is formed of two double roofs, the entrance at the south end, in the centre, opposite to which is a broad pathway, and a similar pathway up each side. The plants are arranged on the sides, over the hot-water pipes, on stone shelves. Between the side paths and the centre path is a raised bed with stone edges, filled up to near the height of the stone edges. On this the plants are judiciously placed in pots, or planted out. Creepers are arranged, too, so as to give all interest of that character to adorn the house. At a short distance from the entrance-door, up the centre walk, is what is termed a basin of water, about nine feet broad and three deep, which extends to the end of the house, and continues right and left to the sides. Hot-water pipes are constructed near the bottom of the basin, so that the water is kept of a due temperature of warmth. In it are considerable numbers of gold and silver fishes, &c. Numerous water plants are growing in it, and bloom profusely. Four branching tree-like forms are constructed, the bottoms of which are in the subsoil of the basin, and the top of each rises above the water ten or twelve feet, and are nine or ten broad. To the branches are secured, or suspended in fanciful baskets, &c., very many fine specimens of Orchideæ, which thrive luxuriantly. The moist atmosphere from the heated water in the basin contributes materially to insure that as well as the general health of the otherwise well-managed collection in the house. At the further end of the house, between the edge of the basin and the wall, is a rock-work, suitably arranged and plentifully covered with rock plants. Where the upper edge of the rock-work ceases a concealed trellis is constructed, to continue to the height and breadth of the house, under which are numerous specimens of Ferns, which cover the entire end in a very interesting way. Altogether, it is a most enchanting and well-arranged house. Much more might be added, relative to the place altogether, plants, &c., but want of space precludes it for the present; but, in a future Number, we purpose to continue our minutes of particulars so far as are likely to be of use to our readers.—CONDUCTOR.]

PLANTS NOTICED IN THE COLLECTION OF THE ROYAL GARDENS AT KEW PALACE.

BURCHELLIA CAPENSIS. A fine specimen, in bloom in the plant-stove. The tubular portion of each blossom about an inch and a half long, of a handsome orange-buff colour. The plant deserves a place in every collection.

PETREA VOLUBILIS. In the plant-stove there is a plant of this handsome flowering climber, fifteen feet long. The foliage is as large as that of a *Combretrum purpurum*. The flowers are produced in branching spikes, of a foot or somewhat more in length, and there are several such proceed from the axil of a leaf, and the extended plant is clothed with them up to nearly its entire length. Each flower is nearly two inches across, some being white and others of a beautiful violet-blue. It is one of the finest climbers yet introduced; and though that was many years back, it is very scarce indeed, and only requires to be seen to be admired by every lover of flowers. It deserves to be in every collection.

JASMINUM LIGUSTRIFOLIUM. Trained up a pillar three yards high, blooming in numerous clusters of white, very fragrant flowers, each flower being an inch across. This deserves a place in every greenhouse or conservatory.

There is the finest collection of that very interesting family, the Begonias,

that we ever saw; probably the best in the country. We noticed the following, which, being grouped together, formed a most interesting class:—

- Begonia* *Barkeri*, leaf 18 inches long.
platanifolia, leaf 18 inches long, flowers pink.
longipes, leaf very hairy, 4 inches long, flowers white.
dichotoma, leaf 8 inches long, flowers white.
parvifolia, leaf $1\frac{1}{2}$ inch long.
crispa, leaf hairy, 9 inches long.
Fischerii, leaf $2\frac{1}{2}$ inches long.
spathulata, leaf a very light green, 4 inches long.
sanguinea, leaf 5 inches long.
undulata, leaf light green, 4 inches long.
hydrocotylifolia, leaf like a *Cyclamen Persicum*.
 New species from Brazil, leaf striped in the way of *Maranta Zebrina*.
macrophylla, light green leaf, about 6 inches long, white flowers.
 New species, with leaves powdered as with flour, 5 inches long.
argyrostigma, leaves with white spots, 6 inches long.
castanæfolia, leaf about 2 inches long, like a small Spanish chestnut.
Mexera, leaf very hairy, light green, 6 inches long.
heracleifolia, leaf very hairy and much divided.
scandens, leaf very hairy, plant climbing.

With several others not named.

LONDON HORTICULTURAL SOCIETY'S GARDEN.

DEUTZIA SCABRA. During the last season we saw a bush of this handsome flowering shrub in most profuse bloom, six feet high and six feet in diameter, growing on the lawn, and is one of the prettiest chaste-looking beauties that can occupy a similar situation, and deserves to be in every shrubbery, blooming from June to October. It grows rapidly, and is readily increased.

A regular bed of flowers, arranged as follows, was very pretty:—In the centre, *Brachycome iberidifolia*, next *Anagallis*, then *Verbenas* to the edge.

A bed of *Pentstemon speciosum*, with its splendid blue flowers, had a very gay appearance. The fine and long-continued bloom renders it one of the finest border or bed plants.

CLERODENDRON. New species. Has recently bloomed in the stove at Mr. Henderson's, Pine Apple Nursery. It is a climbing plant; the petals are of a French lilac colour, with a pink centre. It promises to be an interesting hothouse climber.

BEGONIA INSIGNIS is in beautiful bloom, the flowers of a pretty pink colour. *B. parviflora*, too, with white flowers.

CATESBÆA PARVIFLORA is in charming bloom in the stove. Its clear white flowers in contrast with the deep green foliage, and in the winter season too, produce a pretty cheering effect.

PART III.

MISCELLANEOUS INTELLIGENCE.

QUERY.

ON THE *CAMELLIA*.—Will the *Camellia Japonica* thrive in a vinery, if carefully protected from frost, where moderate forcing commences, and so continues, from about the middle of February or first of March; and would it be well to keep them there altogether, or place them out in a proper situation during any part of summer? C. R.

[Certainly, but when the young wood has attained its growth, remove them to the open air; see the remarks on Culture, in our present Number.—CONDUCTOR.]

REMARKS.

LONDON HORTICULTURAL SOCIETY.

MEETING ON FEBRUARY 7.

SIR G. STAUNTON, Bart., exhibited portions of the stem of the Sugar Cane, from plants grown in a stove at Leigh Park, where many of them attained to more than twenty feet in height; the specimens appeared to contain a full proportion of sugar, and to be as fine as those grown in their native country. From Mr. Goode, gardener, Mrs. Lawrence, a collection of orchidaceous plants, containing a specimen of the pretty *Dendrobium Wallichii*, differing but little from *D. nobile*; *Phalænopsis amabilis*, the beautiful Butterfly plant, pure white, and of an elegant form; *Huntleya violacea*, a rare plant, bearing a very curiously shaped flower of a deep violet colour; a handsome dark variety of *Cyrtochilum maculatum*; *Zygopetalum crinitum*, having the raised violet markings of the labellum studded with glandular hairs of the same colour; and a species of *Epidendrum*, with brown and white flowers, commonly called the "Bottle-bulb," from the resemblance of that portion of the plant to a Florence flask; a Knightian medal was awarded for the *Dendrobium*, *Phalænopsis*, and *Huntleya*. From Mr. Beck, of Isleworth, a collection of plants in slate pots, consisting of three seedling *Epacris*s, a seedling *Erica*, *Coronilla glauca*, and several *Hyacinths*; the vigorous appearance of these plants, the former so difficult to preserve in health at this season of the year, clearly proves how erroneous were the assertions formerly made, that plants would not grow in any material which was not porous. The seedling *Erica* was a pretty variety, not unlike *E. transparens nova*, and, as well as the three *Epacris*s, was raised by Mr. Storey; one of the latter was of a delicate flesh colour when fully expanded, the unopened buds being tipped with dark rose. Mr. Beck also exhibited slate boxes of different sizes, some of them taken to pieces to show the close manner in which they might be packed; as the different parts are secured together by screws, this is easily effected. To the bottoms of the larger boxes brass rollers are affixed instead of iron ones, which usually stain the floor or pavement where they are placed. From W. H. Storey, Esq., a well grown plant of *Erica sebana*, covered with light green drooping flowers, from which the dark brown stamens protrude in a remarkable manner. From Messrs. Veitch, a plant of the new *Tropæolum azureum*, bearing an abundance of its delicate blue flowers, which were considerably darker than when exhibited at a previous meeting, and it is not improbable that as the plants acquire more strength, the blossoms also will become of a deeper tint. Messrs. Veitch also exhibited a plant of *Stenorhynchus australis*, a terrestrial orchidaceous plant, bearing spikes of singular light brick-red flowers. From Mr. Lee, of Bradmore, Hammersmith, well-bloomed specimens of *Pelargonium Colleyanum*, and *album multiflorum*; the latter a variety of no excellence as a florist's flower, but without doubt the best kind for early forcing; a certificate was awarded for it. From Messrs. Chandler, a large collection of cut *Camellia* flowers, comprising most of the best varieties in cultivation; the blooms of *C. althæiflora*, *imbricata*, *fimbriata*, *Hume's Blush*, *Waratah* and *Donckelarii* were very beautiful. From Mr. Gaines, several seedling *Correas*, three *Cinerarias*, called *True Blue*, *Alba*, and *Lady of the Lake*, a seedling *Camellia*, and a well-bloomed specimen of *Camellia tricolor*; a certificate was awarded for the latter. From Mr. J. Cuthill, a seedling *Camellia*, with red flowers, said to have been raised from seed obtained at Canton. From Mr. W. Appleby, gardener to J. Dobinson, Esq., a seedling *Cineraria*. Mr. A. Toward, gardener to H. R. H. the Duchess of Gloucester, exhibited a leaf fork, much used at Bagshot Park; the tines are made of locust-wood, shod with iron, which renders it lighter than those wholly formed of that metal, now in general use; from its size it is also capable of lifting a great quantity of leaves at once. From the Gardens of the Society, a collection of plants, amongst which were a handsome *Acacia*, called *A. rubida*, bearing long racemes of yellow balls of flowers, and remarkable for retaining longer than any other kinds the twofold character of its leaves, some being simple, others compound, upon the same branch; although not of so dwarf a habit as *A. verniciflua*, exhibited at the last meeting, it might nevertheless with judicious pruning be kept within the limits of a small greenhouse. *Scuticaria Steelii*, an exceedingly pretty species, with thong-like leaves and fragrant flowers, found in

Demerara, growing on Palm-trees; *Dendrobium discolor*, producing a raceme of dingy flowers with singularly twisted segments; *Spiranthes cernua*, one of the terrestrial orchidaceæ which abound in Mexico and Guatemala, with curious wax-like flowers, worthy of cultivation on account of its unusual appearance, as well as for the facility with which it may be cultivated, and the length of time which it continues in bloom; *Lycaste lanifera*, a species lately introduced by Mr. Hartweg, with pale green flowers; and *Begonia vitifolia*, not a showy species, but valuable for blooming at this period of the year. Cut flowers of *Chimonanthus fragrans*, *grandiflorus*, and *parviflorus*, were also exhibited; the latter, although much smaller than either of the others, is no less worthy of cultivation, as the flowers are more fragrant, and are produced later than those of the other two varieties.

[By the kindness of Mr. Wildman, the secretary, we have been favoured with the following observations on the *Dahlia*, from a paper drawn up by him, and read at the meeting.—CONDUCTOR.]

He began by adverting to the exhausted subject which he had to deal with; and proceeded next to notice the relative value of the three general and leading properties, form, colour, and size—a combination of which must not be wanting in any first-class seedling; but the two latter, however desirable, might upon emergency be dispensed with in collections, to a certain extent, without deteriorating their general appearance. The only flower possessing form which often really damages a stand is *Nicholas Nickleby*: but it was rendered more than usually conspicuous by its peculiarity and striking defects. In order to show the advances which had been made, both in the flower and in correctness of opinion, as to what constituted beauty, he turned to the Horticultural and other early publications, in which many loose and misshapen flowers had been figured and described as good, even by some of the, then, best judges; proving that accurate notions of excellence or perfection are not intuitive, but acquired by observation and comparison. Our opinions, therefore, advance in proportion as they are influenced by the production of more perfect things, not contemplated at the time our first ideas were formed. General form was a combination of other points, worked out upon the same principle as that by which itself was governed; thus, if the form, as a whole, was to be circular, the rows of petals, as well as the petals themselves, must be circular also: and so on throughout. He should therefore pursue the plan adopted in the forms used by the Society last season in the judgment of seedlings, and begin with the petal. In suggesting these forms, he had the best hopes of their effect, and the result had not ended in disappointment; for where every point must be commented on, and separate reasons assigned for the decision, laxity could not well prevail, and partiality would be instantly detected. He strongly recommended those who wished to obtain an intimate knowledge of the structure of any particular flower, to resort to frequent dissection, which, in the *Dahlia* especially, from its exact and apparently mechanical arrangement, would well repay the trouble. Having recapitulated the general and well-known properties of the petal, Mr. Wildman stated that upon a very slight inspection it would be found to be composed of three parts, which would readily divide. The central division would be found to be broader than the others, which, by their adhesion from their inner edges, assume a sickle shape, so as to embrace and fit exactly those of the middle segment, and give the petals a cupped form. The sickle shape, however, of the outer sides cannot long be retained after separation, for when released from the connexion they become nearly straight. Upon the shape of these several parts and the manner in which they were naturally joined together, the form of the petals, as well as the appearance they ultimately assume, mainly depend, as to whether they were too much or too little cupped; quilled or otherwise abruptly indented or bumpy; the indentations in the edge, as well as notches, are also often thus accounted for. Mr. Wildman then minutely described the parts and their several defects. The faults he had alluded to were mostly observed; but there was another to which general attention had never been sufficiently directed, and which was often overlooked, although it occurred in some of the best flowers; he meant a diamond-like shape, which the inner part of the petal was apt to take, causing an angularity of appearance throughout the flower; as was the case with Widnall's Queen, however good in other respects, Springfield

Rival, and several others; and yet, in all these cases, the outline of the petal was good, and it was only the manner in which the inner part was disposed that caused the defective appearance. The petals of Windsor Rival and several others were mentioned in contradistinction. It was necessary that the petals should be proportionate. Pickwick was an example of too small a petal, whilst in Andrew Hofer, Unique, Maid of Bath, &c., they are too large. Petals like those in Warminster Rival and Countess of Pembroke often had a striking appearance, but the flowers in which they occurred could never be depended upon; they were always thin and deficient in the centre. Reflexed petals were generally considered to be bad, and so they are, if they all reflex, or do so in the strict sense of the term; but it is absolutely necessary that some should be depressed, as otherwise it is impossible to obtain a deep flower. If the back petals be too horizontal, the flower, working from a flat base, will be shallow, with a low centre; but if, on the contrary, it works downwards from the disk, the under petals will be well depressed, but the cupping will be gradual, and the centre high. Now these are the opinions of all who have a knowledge of the flower; but until recently the very opposite idea was entertained; and in a lecture delivered at the Metropolitan Society a very few years ago, the following remarks occur:—"The only flower which is perfect on the outer edges, and forms a perfect circle without notches, is the 'Springfield Rival;' this fails on the side view, because the eye does not rise to the top, and the back petals reflex. Our notions of perfection may be estimated thus: Would the Springfield Rival be handsomer if the eye or crown rose up to a complete half-circle with all its present beauties? Secondly, would it be better if, instead of the present reflection of the petals on the under side, they were perfectly square and flat? If these points be conceded, our notions of perfection are established; for certainly in the beauty and accuracy of the petals no art could effect an improvement, nor could the compasses of the mathematician improve the circular outline of the Springfield Rival as you view it front." The lecturer evidently was not at that time aware, that the concession of the one point must defeat the other. Mr. Wildman agreed that a long petal was decidedly bad, but that too short a one was equally so; and he had always set down flowers described as having short-cupped petals as worthless. They should not be short—they should be proportionate—for if they be short, the centre can never be high, but will be generally hard and the lower flat. All flowers vary so much, according to seasons and localities, that, however careful may have been our observation, there is still some risk in selecting any particular variety as the best. In the year 1841, President of the West was decidedly pre-eminent; in 1842 it was worthless. In 1841 Catleugh's Tournament was very good; in 1842 it was equally bad. The finest bloom of any Dahlia he saw last year, in fact as beautiful as any he had ever seen, was a bloom of Lady Cooper, exhibited by Mr. Bragg, at Salt-hill; not a fault was to be seen, and although of extraordinary size, it was as close and delicate as the smallest flower. Those who have grown Lady Cooper in the neighbourhood of London, where it fails on account of the hardness of the eye (though not excessive even there), can scarcely conceive the difference. The next point was arrangement, which, if not good, would have the effect of damaging all the rest; for the flower being composed of rows of petals, placed evenly one above the other, in decreasing concentric circles, it must be obvious that the slightest malformation in the receptacle, or in the manner in which the petals were placed in it, would have the effect of causing a derangement which often pervades the whole flower; one petal displacing another throughout. This defect in some varieties occurred but seldom, in others frequently, and in some constantly; in some it was accidental, in others constitutional; and if, in the latter case, it were at all considerable, it must be fatal to the variety. Various instances of this derangement were given; and it was remarked that, under such circumstances, censors were never justified in attributing these occurrences, in a new variety, to accident, and that the only safe course was to be governed by fact, and not by conjecture. Independently of the mere arrangement of the petals, the transition from the fully-expanded ones to those completely closed should be regular and gradual from the centre, both with regard to the size of the petals and to their expansion. Sometimes all the expanded petals were nearly of the same size, when a disproportionate space

must unavoidably be left between the expanded rows and those that form the centre, which then always appears large and coarse, instead of compact, as when formed by imperceptible gradations. The form and height of the centre was then adverted to: though a sunken centre was a defect, it was not a total disqualification, and might be more readily passed over than a cross or misshapen eye, than which scarcely a greater fault existed. The highest centres were not always the best formed; in some flowers they stood upright, as in *Metella*, instead of curving gently and compactly inwards. The scale, if perceptible, was bad anywhere, but more so in the centre, especially if it formed a glossy, obdurate eye, as in Spary's *Conqueror of the Plain*, in which it was most detestable and disappointing. Mr. Wildman made some other remarks, in which several of the members joined, with regard to other flowers; and having recapitulated several of the points, mentioned the general form and outline of the flower as a whole. A full flower was generally preferred, and in the *Dahlia* especially it was desirable, the petals being smaller, as compared to its size, than many other flowers. In self-coloured flowers it added much to solidity of appearance, as well as density and brilliancy of colour, so long as there was no confusion, and every part was distinct and clear. In edged flowers some allowance might perhaps be made, the beauty consisting in two parts of the petals, one of which, if too close, or at all crowded, must be hidden. These observations, however, did not apply to the *Dahlia* only, for, in his opinion, the *Carnation*, the beauties of which are in the interior of the petal, should not be governed strictly by the same rule as the *Picotée*, as too great a fulness would obviously conceal in the one what would be still conspicuously seen in the other. The next point alluded to was colour; and the remarks were generally confirmatory of the rules hitherto adopted. In alluding, however, to the necessity of the colour penetrating through to the back of the petal, such a principle applied more to self-coloured than edged flowers, in the latter of which the colour was too often at the back of the petal, and not on the face. The difference, however, occasioned (for into the distribution and cause of colour he could not enter) arose from the nerves at the back of the petals of dark flowers being of a light colour, and those in light flowers being, on the contrary, dark, the colouring being apparently diffused in the one throughout the intermediate spaces, and in the other drawn from them and concentrated in the nerves. The colour is then stronger at the tip, where they all meet together. It is of course more perceptible in some varieties than in others, but *Eva*, *Penelope*, and several other flowers, might be mentioned as examples. Sometimes the colour also appears as a vein on the face of the petal. A flower with a neat edge, having the colour well concentrated, is still a desideratum, most of those we at present possess being only mottled, or faintly clouded. Size was the only remaining point. It was the only one that could be detrimental if carried to excess, and had been properly considered as of the least importance. It was essential, no doubt, for (as it had been quaintly observed) a good large flower is better than a good small one, but it might with equal justice be asserted that size alone will never make a flower good; whereas with form alone it never can be positively bad. Size should nevertheless not be unfairly underrated, for so long as it is unattended with coarseness, as is the case with the splendid specimens exhibited by Mr. Brown, and other judicious and successful cultivators, it must decide precedence. To this the very best judges can have no objection, and by them it will never be lost sight of, so long as it is not carried to such an extent as to destroy uniformity; and it is only against an undue weight, and the unfair share of attention which it attracts in the eyes of the general or superficial observer, that restrictive observations have been sometimes directed. Attempts have been made to describe what it ought to be, in inches; but such a plan cannot be supported, and is impracticable. The number of inches, moreover, have often varied according to circumstances and alteration of opinion, to both of which everything must submit. Mr. Wildman then slightly alluded to culture, stating (as he said had already been repeatedly done) that the chief requisites were a rich, fresh loam, well manured, an open situation, plenty of water, frequently and abundantly given, and a liberal use of the knife, especially in disbudding free and abundant bloomers. These were all absolutely necessary; but even then, without a free and pure atmosphere all our labours would be lost, however meritorious; for a *Dahlia*, of all flowers, required a strong

air; and it was in this respect that the metropolitan florists could never compete with their country rivals. In fact, so great was the difference, that many flowers which, with the one, are most desirable, are with the others, if not worthless, absolutely useless. Hard-eyed flowers would never do in London, nor those that were thin or soft in the country; the first requires a strong air and free growth, which the latter cannot bear; as instances, he mentioned Gregory's Regina, as a useful London flower, but worth nothing in the country. Cox's Defiance, though hitherto a favourite in the country, could seldom or ever be exhibited by a London grower. Lady Cooper, again, often beautiful in the country, was useless here, the back petals falling ere the others are blown. The same with Hudson's Princess Royal. Widnall's Queen, again, was excellent in the one place, notwithstanding the angularity of petals before mentioned, which it then in a great degree loses, has the same defect. Hope was a flower that does well in both places, so also were Unique, Maria, and Catleugh's Eclipse (though uncertain). Dodd's Prince of Wales, again, is easily bloomed in the neighbourhood of the metropolis, but it is always deeply and abruptly sunk in the centre. Several others could be mentioned, but enough had been said to show that sufficient change is caused by locality to justify variety in opinion, and to render it imperative upon us to refrain from forming hasty or premature opinions, both for the sake of our own consistency and the sincerity of those we may be induced to condemn. The fact, nevertheless, often imposes upon censors a difficult task, who, judging in ignorance of circumstances, are required, on inspection of one or a few specimens to form an opinion upon seedlings, which, whether favourable or otherwise, may ultimately turn out to have been delusive. But this cannot be avoided, unless the censors be apprised of things which they ought not to know, and a door be thus opened to partiality which would be a greater evil. Raising new varieties from seed was then touched upon, after an allusion to the disinclination of those who really possessed practical knowledge to divulge their secrets; the little, however, that had been written upon the subject had been so erroneous, and evidently written in ignorance, that a few remarks could not be refrained from. Some recommend that seed be saved from thin, others from full, flowers; some recommend fertilization, others neglect it; but unless the parties who give the advice have carefully marked the seed and noted the result, their recommendations are founded on conjecture only. If they have taken these precautions, and really wish to enlighten the inexperienced, it would have been far better to have detailed specifically the result of their practice in each instance, than merely to have indulged in unsupported and vague directions. Glory of Plymouth had, to the great astonishment of all who possessed the slightest knowledge of the parts of the flower, been repeatedly recommended as a good flower from which to save seed. Now Glory of Plymouth is one of the most double flowers that has ever yet been raised, and, like Globe Crimson, full to the centre; and it might be asserted, without fear of contradiction, that it never had been seeded, and was incapable of bearing seed. This was not a matter of opinion, but one of fact; and any misstatement could be easily disproved. He knew an amateur who, once relying upon this recommendation, had been induced to grow twenty plants for the sake of the seed; but, as might have been anticipated, he was utterly disappointed. Mr. Wildman then detailed the result of his experience (which he admitted was limited), with many of the flowers from which he had saved seeds. So much depended upon accident or circumstances over which we had no control, that it was difficult to recommend one in particular; but seeds from thin flowers generally, however good their style, ended in disappointment; Windsor Rival was an example. Constancy in the parent was, he thought, a matter of little moment, provided defective blooms were immediately removed, and none but the best left for seed. Brightness and clearness of colour were desirable, but no dependence could be placed upon the exact colours that might be produced. If fertilization were resorted to, the best blooms, whether occasional or otherwise, from which seed might be obtainable, should be selected, the colours chosen being distinct and opposite, and not compound. To those who would not take the trouble to resort to artificial fertilization, he would recommend that a few of the very best varieties, including one or two that seed more freely, be planted together, apart from all others; the chances then would be far more favourable.

Having now fulfilled his promise, and said sufficient to answer the purpose of exciting observations on the part of others more competent than himself, Mr. Wildman concluded by submitting a brief summary for adoption or improvement by the Society. He said that he should only make three general heads, viz. Form, in which was included most of the detail; Colour, and Size; he should also at first confine these heads to properties only, stating defects afterwards. 1st. Form.—The outline should be that of about two-thirds of a globe or sphere; the rows of petals forming this globular outline should describe unbroken concentric circles lying above each other with evenness and regularity, and gradually diminishing till they approach the crown. The petals forming these rows should be spirally arranged, and alternate, like the scales of a Fir cone; those in each superior row concealing the joints in the rows beneath, and causing the circle to be unbroken and complete. They should be broad at the ends, perfectly free from notch or indentation of any kind, firm in substance, smooth in texture, uniform in size, and evenly and freely expanded in each row, but largest in the outer ones, gradually and proportionably diminishing until they approach the crown, where they should gently turn the reverse way, pointing inwards and forming a neat and close centre. 2nd. Colour.—If in a self, it should be dense and clear; if in an edged flower, concentrated and well defined; in both cases it should penetrate through the petal, with an appearance of substance and solidity. 3rd. Size, which must be comparative. The following are the defects: In form—want of roundness or of depth, flatness of face squareness of shoulder, sinking in the centre. In the rows—wide interstices between the petals in each row, or between the rows themselves; broken circles, overhanging each other or diminishing abruptly; want of arrangement, and looseness. In the petal,—notches or indentations on the edge, sharp points, angularity, cupping too deeply with wide mouths; abrupt hollows in the face or ribbiness; being too broad, coarse, or overwrapping each other sideways, or being too narrow and guttery, or not touching each other in the rows; quilling, or curling, or showing the bark in any manner; curling too much upwards, turning quite back, or being upright in the centre, want of substance, and not concealing the scale. Colour.—Cloudy or mottled, thinly laid on in patches, or in spots, or variable; not being the same at the back as on the face of the petal. Size.—Being below the average, or so large as to be coarse. Disqualifications.—Showing a yellow disk or a hard and scaly centre, cross eye, petals damaged in any manner, blooms dead or decaying. Mr. Wildman remarks on what is termed a cross eye, that though it has not hitherto been considered a disqualification, yet, in his opinion, the fault is so glaring, and so obviously arises from inherent malformation, that it should cause any bloom, or any collection of blooms in which it occurs, to be altogether rejected. Mr. Wildman concluded by remarking that the object ought to be to obtain freedom without looseness, boldness without coarseness, and symmetry and uniformity without stiffness or formality. Then would our flowers conform to our own conventional usages, and gratify the common as well as the more fastidious observer.

FLORICULTURAL CALENDAR FOR MARCH.

ANEMONES—Should now be planted as early in the month as can be done.

AMARYLLISES, and other liliaceous bulbous plants which have been kept dormant, may now be re-potted, and put into an increased temperature.

ANNUALS, HARDY.—If the soil be moderately dry, some of the most hardy kinds, to bloom early in the summer, may be sown in warm parts of the country, or situations well protected, but in cold places not until the end of the month; for if the seeds of many sorts begin to vegetate, and frost operate upon them, they are often destroyed. The best method of sowing the small seeds in patches is, to have a quantity of finely sifted soil; spread a portion where desired, after scattering the seeds, sprinkle a little more soil over them, and then press it closely upon the seeds, which will assist them in vegetating properly.

ANNUALS, TENDER.—Such as have been sown and may be up, should have all possible air given to prevent their being drawn up weakly. In watering those in

pots they must not be watered over the tops, or many of the sorts will be rotted by it. The best method is to flood over the surface of each pot, always using water that is new milk warm. Those annuals sown in frames must be watered (when requisite) with a very fine syringe, or pan rose to sprinkle with; but the best plan is to take advantage of gentle rains. For any seeds yet requiring to be sown, use fine soil pressed to the seeds, and when convenient, place the pots (if used) in moist heat till the plants are up.

AURICULAS.—Those requiring top dressing should be done immediately, by taking off about two inches deep of the top soil, replacing it with some very rich, more than one half of it should be rotten cow dung two years old, and the rest loam and sand. Immediately after this dressing, let the soil be well settled by a free watering. By the end of the month the unexpanded blossoms will be nearly full grown; no water must be allowed to fall on them, or the blossoms would be liable to suffer injury by it. All possible air may be admitted to the plants during the day, only screen from cutting frosty winds.

CARNATIONS—at the end of the month, the last year's layers kept in pots or beds during the winter should be planted off into large pots 12 inches wide at the top, 6 at the bottom, and 10 deep. In each pot three plants may be placed triangularly, not planting deeper than to fix them securely. The following compost is most suitable. Two barrows full of fresh yellow loam, three of well rotted horse-dung, and half a barrow full of river sand, well mixed; plant in it without sifting, but breaking very well with the spade, place the plants in a sheltered situation out of doors.

CREEPERS—and twining greenhouse or hardy plants, should be pruned and regulated before they begin to grow.

CALCEOLARIA SEED—should be sown early in the month, having the finest sifted soil for the surface.

DALLIAS—if not already put into excitement, should be done as early as possible. Seeds should also be sown; placing them in a hot bed frame till up. Cuttings be taken off and struck in heat.

GESNERIA, GLOXINIA—and **TROPÆOLUM** bulbs, that have been kept dry during winter, should now be potted, and gently brought forward.

HYDRANGEAS.—Cuttings may now be taken off, cutting off the tops of any shoots that have very plump leading bulbs, about one inch below the bud of each cutting. These inserted, each into a small pot, and placed in moist heat, will soon strike root, and will, with future proper treatment, bloom one fine head each, strikingly beautiful.

PELARGONIUMS.—Cuttings now put in, struck in a hot bed frame, and potted off as soon as they have taken root, will bloom during autumn.

POLYANTHUSES—should now be top dressed, as directed for Auriculas, only the soil need not be so rich. Seed may now be sown; the best method is to raise it in heat, harden gradually, and transplant when large enough.

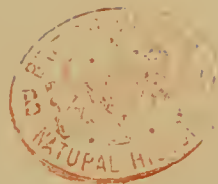
RANUNCULUSES—should now be planted, taking care no fresh applied dung is in the soil, nor should the ground to plant in be lightened up more than two inches deep. The soil of the bed should be half a yard deep at the least. The best roots for flowering are such as have the crowns high and firm, with regular placed claws.

ROSE TREES—not yet pruned, if allowed to remain untouched till the shoots of the present coming season be about an inch long, and be then shortened by cutting back all the old wood to below where the new shoots had pushed, the dormant buds will then be excited, and roses will be produced some weeks later than if pruned at a much earlier season. Plants in pots now put into heat will come into bloom in May.

TUBEROSES—should be planted, one root in a small pot, using very rich sandy soil; the pots should be placed in moist heat till the plants are up a few inches, then they may be planted into larger pots, and taken into a stove, and finally into a greenhouse.

TULIPS.—At this season, such as happened to be affected with canker will appear sickly; the roots should be examined, and the damaged part be cut clean out. If left exposed to sun and air, the parts will soon dry and heal. Avoid frosty air getting to the wound by exposure.

SEEDS—of greenhouse and similar plants may now successfully be sown, raised in moist temperature.





1. H. van Koutte's Scrolling Phlox. 2, 3 & 4. Scrolling Fuchsias

THE
FLORICULTURAL CABINET,

APRIL 1st, 1843.

PART I.
EMBELLISHMENTS.

ARTICLE I.

No. 1.—PHLOX.—(*Var. Van Houtte's.*)

POLEMONIACEÆ. PENTANDRIA MONOGYNIA.

THIS very beautiful variety of Phlox we received from M. Louis van Houtte, Nurseryman, of Ghent; and although the entire family of Phloxes deserve a place in every flower garden, this variety has especial recommendations, and is one of the handsomest border perennials grown.

The whole tribe of Phloxes have an especial claim to cultivation; they are, almost without exception, perfectly hardy, of easy culture, readily propagated, profuse in blooming, of great variety and beauty in colours, and of long endurance as an ornament to the flower garden. An additional inducement too is, they can be obtained at a very low cost, from 6s. per dozen.

The diversity of height to which the kinds grow renders them equally adapted for growing in masses, or singly in the flower-bed; when in masses, they can be arranged so as the tallest being in the centre a gradual declination can be arranged from the height of three or four feet if desired, down to prostrate kinds whose flowers are but two inches from the ground. In a good strong turfy loam well enriched with rotten dung, or leaf mould, upon a dry subsoil, Phloxes grow vigorously. As the roots generally admit of division each season, an increase of young plants should be made every spring, by which means vigorous plants will be obtained and the sorts preserved. We possess nearly all the kinds of Phloxes, and in the blooming

season we intend to make a particular descriptive list of them and insert it in the *CABINET*.

No. 2.—*FUCHSIA LAMII*.

This very fine hybrid was raised by Messrs. Lanes, of the Berkhamstead Nursery, and is now offered for sale by them.

No. 3.—*FLORA*.—(*Harrison's*.)

This is one of the seedlings we sent out last summer. It is one of the loveliest grown, a most profuse bloomer, of a beautiful rose colour. Many of the flowers have six or eight sepals, and a double portion of petals, which gives additional interest to them.

No. 4.—*PULCHERRIMA*.—(*Harrison's*.)

This is one of the handsome kinds we now advertise to come out. (See Advertising Sheet in March and April Numbers.)

ARTICLE II.

A FEW PLAIN REMARKS UPON THE ARTICLE WRITTEN BY A MIDLAND FLORIST.

BY MR. JOHN SLATER, FLORIST, PEACOCK-HOUSE, CHAPEL-LANE, CHEETHAM-HILL,
NEAR MANCHESTER.

I HAVE hesitated whether to reply to the remarks of a Midland Florist, as it is anonymous, but thinking, if silent, that it might be construed that I had made some false statement, I am induced to make a few observations in reply to his article. Previous, however, to entering upon the subject, allow me to suggest the propriety of appending his name for the future, as it will enable the readers of the *CABINET* to judge respecting flowers, &c., in dispute. It does not, in this instance, look well in this case, as the flower he has brought prominently forward was raised in his district; and it often happens that there is a strong partiality evinced to such in their own locality.

If the Midland Florist would read the remarks which has induced him to come forward as the champion of Don John, he would see that it was only slightly alluded to, and that no mention is made of its not possessing some approved qualities; the sentence meant, that in the north we wanted flowers with good properties, and had I said that Don John was deficient in all, I should have written a falsehood.

It does possess some, but the main one in a scarlet bizarre is wanting. Who, in common sense, would call a Carnation a bizarre with only two colours? Even the great Leviathan of the south asserts that there should be a stripe of bizarre in every petal; this surely is high authority. It is the general fault of the southern bizarre Carnations that they are deficient in this respect, but as to the other properties, good. But if two colours are essential in a bizarre, can one deficient in this respect be good?—as well might it be said that a man, well-proportioned in every respect, but only having one leg, was a perfect model of beauty.

In my descriptive catalogue of Carnations I avoided all mention of Don John, as it had attracted so much attention, to see the issue of another year; but from the assertions made, I feel no hesitation in saying that it will prove a decided failure. I am not alone in this opinion, as upwards of seven pairs were bloomed within a short distance of my residence, and I walked some miles purposely to see it, and the whole of the individuals who purchased the plants referred to declare it would not do at all, and complained bitterly of the manner it had been puffed off; and I can say further, that every grower in the neighbourhood who has seen it (and we have not a few, I question whether any locality can boast so many, and who possess such a complete knowledge of the properties essential to a good flower) have unanimously expressed themselves to the same effect. I have further still the authority of two first-rate judges, one in the midland district, and the other farther south, who coincide with what is stated above. As a proof of this assertion, not even a single layer has been bought in this neighbourhood by any of them; what has been sold has been sent to distant places.

The Midland Florist may say, Oh! but you are not competent to judge Carnations in the north, you are a century behind us. Perhaps we are, as respects puffing things not worthy a name. But how seldom does it happen that Carnations, as well as other florists' flowers (excepting Pinks) sent out by them, will not maintain their rank and character when exhibited in the south? Need I mention Chadwick's Brilliant S. F., Mansley's Beauty of Woodhouse P. F., and Manley's Robert Burns P. B., taking the first prizes at the London exhibition the last season? Can the same be said of the varieties sent out by the southern or midland florist? Where were some of the best now in

existence raised?—Within thirty miles of Manchester. I mean Ely's Lord Milton, Ely's Lovely Ann, Ely's Mango, Hepworth's Leader, with many others I could name.

The last season was one of the best for blooming Carnations that has been for some years, and the stock of the crack flower was very large; and it does appear strange that so few, if any, came first-rate. In this part, from the number I before stated, there was not a single good or fair specimen; and if it is only occasionally to be caught fine, it does not deserve a place amongst a collection.

Having made these remarks, allow me to ask the Midland Florist the following questions:—

Who brought Don John to the London Floricultural Society for exhibition? Who gave the prize for the best bizarre Carnation? Who judged Hale's Prince Albert, and Twitchett's Don John? Did not Mr. Twitchett and the two judges travel together in the same conveyance? Did Mr. Twitchett grow the bloom exhibited, or did his kind friend, one of the judges, in whose camphorated box it came, supply him with one for the occasion?

I shall briefly notice the remark upon the Halifax Carnation Exhibition as respects the dressing of the flowers. As this is a matter of taste, I do not wish to say much respecting it. Each district has its usages and customs, some of which it is high time were discarded. The flowers which the Midland Florist notices are nearly all full petalled previous to being placed on the stage, and they are made thin in consequence of every petal that has not its requisite marking being counted as faults, and the bloom that has the least number of faults takes precedence. I must not be understood that shape, size, and colours are overlooked.

I may as well state that I do not intend to reply to any further remarks a F. H. S. may make upon the descriptive catalogue of Tulips of which he has given notice, as the period is so short when all interested may judge for themselves, and as for myself, I do not fear the result.

[We remarked on the flower in question in our last Number, and again state, the specimen we saw exhibited was of first-rate excellence.—CONDUCTOR.]

ARTICLE III.

EXPERIMENTS WITH CHARCOAL FOR FLORICULTURAL PURPOSES.

BY DAHL, OF LIMEHOUSE, NEAR LONDON.

MR. EDITOR,—In page 253 of your last volume is a communication from a Melton Mowbray correspondent, stating the increase of his stock of plants tenfold by the use of charcoal.

The following extracts from Liebig's "Agricultural Chemistry" will, perhaps, throw some light on the subject:—

"In a division of a low hothouse in the Botanical Garden at Munich, a bed was set apart for tropical plants; but instead of being filled with tan, it was filled with the powder of charcoal, the large pieces having been previously separated by means of a sieve. The heat was conducted by means of an iron tube into a hollow space of the bed, and distributed a gentle warmth, such as tan communicates when in a state of fermentation. The plants placed in this bed of charcoal quickly vegetated, and acquired a healthy appearance, and, as is always the case in such beds, the roots of many of the plants penetrated through the holes in the bottom of the pots, and then spread themselves out; but these plants evidently surpassed in vigour and general luxuriance plants grown in the common way: for example, the beautiful *Thunbergia alata* thrived astonishingly; the blossoms were so rich, that all who saw them affirmed they had never seen such before. I was led to a series of experiments, the results of which were highly interesting and successful. A Cactus, planted in a mixture of equal parts of charcoal and earth, thrived progressively, and attained double its former size in the space of a few weeks."

The above extract seems to add strength to the experiments made by your correspondent. The writer of the above goes on to say that he made experiments on no less than thirty or forty kinds of plants, and all with the same success; but it appears heat was used in all the experiments he made. Your correspondent used none, and I think his mode will be of great service if he will be so kind to send them for publication.

[We hope our correspondent will communicate the results of experiments tried since we received his former remarks.—CONDUCTOR.]

ARTICLE IV.

DESCRIPTIVE LIST OF CAMELLIAS.

BY A KENTISH SUBSCRIBER.

(Continued from page 56.)

CHANDLERII (one of the best and most extensively grown) is a very deep red, and, when in perfection, beautifully striped and mottled with white. The petals are well formed, with good substance; but it possesses the Warratah centre unfortunately.

Reticulata.—This is a distinct species; it is a fine habit, tolerably free bloomer, is semi-double, and very large red, and one of the showiest in the collection.

Eclipse (Presse's).—This is a very desirable carnation-striped variety; deserves a place in every collection.

Invincible is somewhat similar to the former, but is more marked; a very desirable variety.

Althæiflora is a very dark red, and conspicuous in a collection, being large; but it has a confused centre.

Allnuttii.—This is a large white, with good formed petals, and strong habit; the flower is rather flat.

Allnutt's Superb is red, with good formed petals; but then it is a desirable variety, being quite distinct.

Warratah Rosea is large and showy, free bloomer, and is a good contrast with the old Warratah, being exactly the same shape, and, therefore, ought to be in every collection.

Carswelliana.—This is a very neat variety, and distinct; colour rose, with small stripes of white; but it is not perfect in the centre.

Wallachii is a very showy variety, deep rose, striped with white.

Spofforthiana is white, very delicately striped with rose; it does not open well, and the centre is confused.

Lefevreana is a fine red, good habit, large flower; merits a place in every collection.

Chandler's Albertus is a fine carnation striped, very double, and better marked than this class in general; but the white blush is very much as the flower declines (which is very objectionable); but deserves a place in every collection.

Imbricata Alba.—This is a very desirable variety, being quite distinct from any other; the petals are of good substance.

Delicatissima is white ground, very neatly striped; is a very desirable variety.

Conspicua is a large showy red, very fine habit, and distinct.

The King.—This is one of the carnation-striped varieties, very similar to others of this class, and not so good as many.

Coronata is a light rose, very pretty and distinct.

Woodsii, a large rose, very showy, and distinct from any of this numerous class.

Nichollsii.—This rose is one of the best of its class, possessing fine round petals, well arranged, and has the advantage of remaining a considerable time on the plant.

Lepidus is also a rose, possessing good properties, and distinct.

Elegans is a pleasing rose; has good petals, but rather deficient in number to make it first rate; nevertheless it merits a place in every collection.

Campbellii.—This is white, delicately marked with pink.

Alba Grandiflora is white, sometimes with a pink stripe; it has a confused centre.

Wadeii is white, possessing good formed petals and good substance.

Fimbriata, one of the best grown, is white, beautifully fimbriated round every petal, and well formed; this deserves a place in the smallest collection.

Allnut's Splendens is a very desirable red in a large collection, being a good habit and free bloomer.

Variegata, commonly called the double striped, one of the oldest and most useful grown, is red, striped with white, being fine habit and free bloomer; ought to be in every collection.

(To be continued.)

ARTICLE V.

ON THE YELLOW CACTUS AND SCARLET PASSION FLOWER.

BY DAHL, OF LIMEHOUSE, NEAR LONDON.

I WAS lately reading a publication, printed about ten years since, giving an account of the wreck of H. M. ship "Thetis" on Cape Frio, on her return from Rio Janeiro, 5th December, 1830. Captain Dickenson, of H. M. ship "Lightning," undertook to save part of the treasure that was lost in her. In order to carry on his operations

he landed on an uninhabited island, about three miles long and one wide; and on one side of the cove, which they named Saint Thomas, they erected tents for the men and a wooden house for the captain. The narrator says, that in front of this house there were twenty splendid specimens of the *Yucca gloriosa*, growing from 20 to 25 feet high, a beautiful collection of shrubs, growing among which were splendid plants of Cactus, both red and yellow. In the woody part of the island were a quantity of climbing plants; and one among the rest was a beautiful Scarlet Passion Flower, which bore its blooms in clusters, much like the nature of the scarlet Bean.

Now, perhaps, some of your readers may be able to give a description of these two beautiful things, the Yellow Cactus and Scarlet Passion Flower, and if either or both are to be got in England. I have seen a dingy-red Passion Flower, but nothing that will in any way answer the description here given.

ARTICLE VI.

FLORICULTURAL GLEANINGS.—No. 10.

BRIEF REMARKS ON THE PROPERTIES OF THE TULIP, &c. IN REPLY TO THE QUERY OF "A JUVENILE FLORIST."

BY MR. WILLIAM HARRISON, SECRETARY TO THE FELTON FLORISTS' SOCIETY.

OF all the various beauties of creation that have engaged the attention of man, and commanded the care of the competing florist in particular, the Tulip has elicited the greatest degree of admiration from the remotest period of its history, through the fluctuating speculations of the Tulipomania of Holland, to the more rational collection of the "Juvenile Florist" of the present day. It is pleasing, therefore, to find in the present progressive state of floriculture, that the taste for the beauties of the Tulip is spreading far and fast over our native isle. I for one rejoice in this, for surely there is nothing in creation so lovely, so varied, and magnificent as a fine collection of Tulips. It is true, that the lover of nature's charms may feel happy on the top of an eminence, where the prospect displays to him the immensity of the grasp of an Almighty hand; he may almost consider himself wrapt in an Elysian feeling when near the foaming cataract, listening to its eternal roar, while the sickening cares of a fluctuating world are left far behind him as he throws himself down on nature's

carpet in the calm quiet of solitude; but it is perhaps only when standing by the side of a well-regulated tulip-bed that he sees all other beauties “hide their diminished heads;” that he feels himself to be only a short-sighted being of secondary importance, and that he is in the immediate presence of the divine Artist. There is so much to wonder at and admire! so much contrast! from the pale lilac to the dark purple,—from the ‘gaudy yellow to the beauteous rose,—from the delicate feather to the heavy flame,—from the pretty pillar to the finest pencilling—all, all is beautiful variety! What but the hand of Omnipotence could effect it! We are tempted to exclaim with our favourite Thomson,—

These as they change, Almighty Father, these
Are but the varied God. The rolling year
Is full of thee.

From speaking thus generally, we must descend to particulars for the information of the “Juvenile Florist,” whose query has drawn from our pen the present remarks on the properties of this favourite flower.

Much has been said of late years on the properties of the Tulip, and much misunderstanding has existed on the subject. The Northumberland, or rather, I should say, the north country amateurs generally, have been much calumniated and misrepresented respecting their supposed attachment to foul bottomed but finely marked flowers; for as I have said, on a former occasion, foul bottomed flowers are not tolerated at all here as show-flowers; and I cannot help thinking that the time is now come when all florists will agree in admitting that a perfectly pure bottom is the true substratum on which to build the superstructure of a fine Tulip. Without it a Tulip is not fit for exhibition, it is not worth cultivating and much less is it worthy of a price. The “Juvenile Florist” must therefore bear in mind that a perfectly pure bottom is one of the first and most essential requisites; and this will naturally excite his wonder why Louis XVI. should be catalogued at eight or ten guineas, since it is rarely if ever possessed of this indispensable property.

After having purchased a stock of the purest varieties, he will find that the marking of the petals depends partly on adventitious circumstances. If he is induced to grow them in an enriched soil for the purpose of having strong blooms, large bulbs, and a speedy

addition to his stock, he will most probably have the mortification of finding that his blooms are far too heavy in colour, and unfit for exhibition; while, on the other hand, if he is content to wait patiently, and grow them in common garden soil with an annual addition of a little decomposed pasture sward, he will not have such large bulbs, and not such a speedy addition to his stock of roots, but he will have the far greater gratification of producing clean and first rate blooms in the true character of the varieties in his possession, which is the grand "consummation" aimed at by all Tulip fanciers.

In estimating the value of a feathered Tulip, the "Juvenile Florist" must attend to the following particulars. The feathering must commence pretty near the bottom of each petal, the heaviest half way up at the greatest breadth of petal,* and also go completely round the top without the least white spot to divide the feathering in any one place. *Claudiana*, *Cerise Blanche*, *Rosa Blanca*, *Comte de Vergennes*, *Rose William*, and *Lavinia*, may be mentioned among the feathered roses as nearly fulfilling these conditions, although they frequently bloom with a deficiency of the feathering round the top, the ground colour running up and interrupting it, and in that case must be considered imperfect. "Dutch Ponceau" is marked something after the same manner, and has the broadest petal at the top of any Tulip that I have yet seen.

Of the flamed Roses we may mention *Triomphe Royal*, *Duchess of Clarence*, *Cerise Primo*, *Ceres Triumphant*, *Rose Unique*, *Rose Quarto*, *Monsieur Pitt*, *Clio*, and *Madame Vestris*, as fine specimens of clean bottomed flamed flowers; the great beauty of a flamed flower consisting in having a beam up the centre of each petal with regular branching out to the edge, and when to this flaming is added a regular feathering round the edge, the bloom may fairly be considered perfect.

Of feathered Byblomens we may enumerate *Ambassador*, *Black*

* We would not wish to be understood to insist upon the feathering being exactly thus: for some varieties, such as *Old Catafalque*, *Captain White*, *Maddox's Yellow* &c., have it heavy round the top and beautifully pencilled downwards about a fourth of the length of the petals. In either case they may be considered perfect and unexceptionable, so long as the feather is unbroken round the top.

Baquet, David, Transparent Noir, feathered and slightly flamed, and Constant, also feathered and slightly flamed, a very fine variety, and infinitely superior to David, being as pure as possible at opening, and the petals much rounder at the top, a point in which David is decidedly deficient. Of flamed Byblomens every amateur has his favourites, and we may mention Grand Prior, Incomparable la Panache, Perle Blanche, Alexander Magnus, La Brun Diana, Tour de Salisbury, La Belle Violet, Violet Favourite Burke, and Lawrence's Friend, as possessing both properties. Holmes's King is also remarkably pure, and prettily pillared up the centre of each petal. Some of these are not catalogued in the south, but we are not to be deterred from thinking highly of them on that account. They may perhaps turn out to be synonyms, the constant plague of the enterprising florist.

Of the feathered Bizarres, Demetrius, Trafalgar, Goude Bocurs, Abercrombie, Ophir, Surpass Catafalque, Charles X., Charbonnier Noir, and Maddox's Yellow, may be mentioned, the last of which is a finely feathered and pencilled bizarre, but unfortunately there is a small speck at the bottom of each petal.

The flamed bizarres are very splendid, and one of the finest that I have ever seen was a bloom of Lawrence's Bolivar, which was grown here last year. It was regularly feathered on every petal, and the flaming uniform and perfect; and those who have seen Strong's Titian, Ophir, Lawrence's Shakspeare, Paul Potter, Lawrence's Damascus, and Tyso's Polydora, grown in perfection, as I saw them last year, will not readily forget them. I will not enter the floricultural arena and give an opinion in the case of "Strong's King and Polyphemus, *versus* Charbonnier and others," for there is so much to praise and admire in those I have enumerated, that really they leave one little to hope for or care about. Certainly, if I wished to elevate any individual Tulip to the "championship of England," I would say frankly and fearlessly, it must be Dickson's "Duke of Devonshire." I had the pleasure of seeing it growing in the valuable and almost general collection of Thomas Bromfield, Esq., of Waren Mills, last May, and certainly it far exceeded anything that I ever saw before. It is a very strong growing middle-row bizarre, finely feathered, and flamed with a dark brown, approaching to black, on a brilliant yellow ground, over which the hand of nature has laid a fine

varnishing that nothing can surpass. The petals too are of amazing strength and thickness; indeed I measured the bloom, and although Mr. B. told me that it was only from a middle-sized root, the cup actually measured four inches in diameter. It must therefore be an acquisition to any collection.

With respect to the form of the cup, it is not necessary to say much. Our old friend *Triomphe Royal* seems to be a general favourite in all localities, and therefore I think the "Juvenile Florist" cannot be very far wrong if he takes it, when not too far expanded, as a criterion. I think a little greater depth than the half of a hollow sphere is the favourite form in the north, which allows a sufficient inspection of the interior of the corolla, and yet does not give that idea of a falling flower which a shallower cup invariably produces. Certainly *Triomphe Royal* is a trifle pointed in the petals; but I think if the "Juvenile Florist" succeeds in raising seedlings as good as this variety, he may safely congratulate himself on his success.

In addition to the above, we may repeat what has been said on former occasions, that a Tulip, to be perfect, ought to be strictly bi-coloured. The ground colour must be pure white or yellow, and the marking, whether feathering or flaming, or both, must consist of only another colour. This is a point which cannot be too much insisted on. On this account the tricolours are in little esteem among the northern Tulip growers, who are generally members of the florists' societies, and of course only buy such varieties as are likely to be of service to them at an exhibition.

Having now answered this query at some length, I beg to say that I have never yet seeded any of my varieties, but I intend to do so this season; and as I intend to be guided by the following and similar advice, I beg to copy it for the information of the "Juvenile Florist," if not trespassing too much on the pages of the CABINET. It is from the pen of Mr. J. Banton:—see p. 86, vol. iii. of the CABINET.

To save Seed.—"Select such flowers as you think most eligible in respect to shape, colour, &c. Although much has been said relative to raising seed from self-coloured or breeding tulips, it does not appear, from the published experience of some first-rate growers, to be of any consequence whether the seed be saved from broken or unbroken flowers: in either case they should be handsomely cupped with clear bottoms, these being indispensable qualities in a good

flower. It is of little consequence whether you impregnate them or not, as it is almost sure to be done by natural means; and if you want a perfect cross-fertilization, you ought carefully to extract the anthers the first time the tulip opens, and put a gauze bag over it, fastening it to the stem, to prevent the bees and flies from introducing any pollen. After taking this precaution, you may let them stand three or four days; then with a camel-hair brush take pollen from the flower you have chosen to impregnate with, and apply it to the stigma of those you had before prepared, or you may take the anthers themselves and apply in the same manner, until the stigma is completely covered with the pollen; then cover up with gauze, as before.

I am supposing all the while that your tulips are sheltered from the wet. The general method is, after the beauty of the flowers is over, to throw them open to the weather, and take off the seed vessels. When you do this to the others, remove the gauze from your fertilized ones, and let them be fully exposed to the weather. With respect to the injury done to the bulbs by suffering them to perfect their seeds, I do not find that any material deterioration takes place. I have, however, practised the following methods with some favourite bulbs from which I wished to save seed. As soon as the other tulips (which had the seed-vessels taken off immediately after flowering) appear ready to take up, I cut off those bearing seed within an inch or two of the ground, and directly thrust them six or eight inches into some loose earth, in the open garden, and there let them remain exposed to all weathers, except heavy rains, till the capsules begin to open; I then take them out of the ground, and, after carefully drying, put them by till wanted. I do not find this seed vegetate any worse than that which is left to perfect itself on the parent bulb."

Sowing the Seed.—"About the beginning of November take large pots or boxes, eight or ten inches deep, and fill them one-third of the depth with lime scraps; then take some of the old soil in which your carnations were grown, and fill them within an inch of the top; make the surface level, and sow the seed as thick as you think proper; sift over it half an inch of leaf mould, if you have it, if not, some of the same sort you sowed in. Defend from heavy rains, yet do not let the soil get very dry.

"After the plants are up, remove them to a situation where they can

have the morning sun, only watering occasionally till the foliage begins to wither, then let them dry up. In taking them up, be careful to search the soil well, or you will lose some of them. When I went to take up my first crop I expected to have found them about an inch from the surface, but to my great surprise I found none; I concluded, therefore, that they had all perished; but on emptying the pot of soil I found them three or four inches lower down. They are about the size of peas. Plant them the next October or November in pots of the same sort of compost they were raised in; let a layer of sand be laid over the surface about a quarter of an inch thick; on this place the bulbs about an inch asunder, and cover with soil about two inches deep. Manage as before. The next year plant them in the open ground.

“When the plants flower, which they will generally do in four or five years, preserve all those that have good-shaped cups and clean bottoms, the others are not worth keeping; for though it must be confessed that many Tulips which are deficient in these properties are much admired by some florists, yet I think the time is not far distant when they will no longer be admitted as show-flowers, but be thrown into mixtures, or cast upon the dunghill. The practice of raising seedlings is becoming very general, and the continual acquisition of new and good Tulips will drive the old warriors out of the field.

“With respect to the breaking of Tulips, there seems to be no certain method. The most successful cultivators, whose remarks I have read, could never depend upon any one of their methods. The best way seems to be a frequent change of soil and situation.”

In conclusion, I beg to assure the “Juvenile Florist” that he has my best wishes for his success; and I think, if he perseveres in saving seed from nothing but pure varieties, that there cannot be a doubt that in time he will possess varieties of his own raising; possessing first-rate properties; at least such are my hopes.

I cannot lay down my pen without also congratulating him on his choice of the most fascinating branch of floriculture, for it has been truly and beautifully said by a contemporary that he who does not grow a bed of Tulips “misses some of the happiest hours of a florist’s life.” Every tulip-grower will at once feel this to be true; and for my part, extravagant though it may appear to the uninitiated, I can take out my pocket-book in a leisure hour and look over my tulip

catalogue with a pleasure second almost to none but the actual gratification of seeing my collection in full bloom.

Felton Bridge End, February 20, 1843.

P. S. There is a scarlet and gold *Ranunculus* grown here, but I am not certain that it is Brookes's. The querist had better apply to Messrs. Tyso. I have never seen Brown's *Polyphemus* catalogued but once, and that was in Brown's catalogue for 1838, when the price was twenty guineas.

ARTICLE VII.

ON CULTURE OF GLOXINIAS.

BY CLERICUS.

THERE is no class of plants that repays the cultivator better for his trouble than the genus *Gloxinia*. What can have a more showy or brilliant appearance than a quantity of *Gloxinias* growing in a bed of roots and moss? If they are raised from seed, all the intermediate colours, from purple and carmine to white, may be obtained. As few persons have opportunities to cultivate them in the above method, I confine myself to their cultivation in pots, for which the following method will be found successful. Sow the seed in pots of light sandy peat in February, fill the pots half full of crocks, over which place a layer of moss and peat, after which sift a little peat and sand with a fine hair-sieve, distributing the seed evenly thereon. It requires no covering with soil; water and cover with a bell-glass, and plunge in heat. In ten days or a fortnight the plants will appear. Give air by degrees. When they have formed three or four leaves, transplant into sixty-sized pots; and if properly supplied with heat and moisture, the plants will flower the same autumn.

Almost every part of the leaves will form plants, providing a portion of the midrib be retained in the cuttings. Divide the leaves transversely, place them in pots of fine sand, covered with a bell glass, and plunge in a strong heat; in a short time callosities will form at the base of the cuttings. Repot in good sandy peat, replunging and covering with a hand-glass, giving air occasionally. The plants sometimes bloom the first season. If the plants to be propagated are very choice, remove them into a large pot, making incisions on the midrib of the lower leaves, placing a few small pebbles on the

leaves to keep them to the soil; this is the safest method. They will soon root, if a good heat is maintained, and may be repotted immediately. When the roots are established, some persons recommend giving them rest by placing them in a strictly dormant state. To this I object, as I often find them difficult to excite, and never making such good plants as when the following practice is pursued.

In February, shake the earth from the roots and trim the leaves; plant them in 24-sized pots in a good sandy loam and peat, plunging them in a strong heat, watering sparingly until the plants appear, when they may be watered freely. When the roots appear through the bottoms of the pots, remove into No. 12 pots, in which they are to bloom; plunge in a bark bed, surrounding the plants and pots with moss, on which the leaves will rest. They will now require a very liberal supply of water over head. In April the flowers will appear in great profusion. By following the above treatment, the flowers will be much larger and more brilliant in colour, and the leaves will grow from ten to fifteen inches long. In the autumn, when the plants show signs of decay, gradually diminish the quantity of water, but not so as to let them become quite dormant; the best situation for them in this stage is a dry shelf in a cool stove or warm greenhouse.

ARTICLE VIII.

REMARKS ON THE HYDRANGEA HORTENSIS.

BY S. P., OF IPSWICH, IN SUFFOLK.

IN the last Number of your CABINET, I read with much pleasure the interesting article of Mr. Kursnerr of London, on producing blue flowers on the *Hydrangea Hortensis*; the subject is an exceedingly interesting one, and if my memory serves me, similar inquiries were made a few years since in the FLORICULTURAL CABINET by some of your readers. I have, upon the lawn in the front of my cottage, an *Hydrangea* which last summer measured 32 feet round, and had upon it upwards of 200 heads of flowers, many of them very large, and producing a picture of floral splendour which was greatly admired. About four years since I placed a small plant of the same kind in a flower border a few yards distant, previously filling the hole with a mixture of bog earth and stable manure; the flowers in the following

summer came blue, the succeeding one partially so, and the third year they assumed their original rose-colour. I am very desirous to grow the *Hydrangea* with blue flowers, and shall try the charcoal plan mentioned by Mr. K.; but a friend of mine tells me that at Neath he saw, in a gentleman's garden, some magnificent plants of *Hydrangeas* in full bloom, both rose-coloured and blue, and thinks that no difference was made in their treatment, and that they were distinct in species. If you, or any of your intelligent readers, can furnish us with some satisfactory information on this subject, it will oblige.

S. P.

PART II.

LIST OF NEW AND RARE PLANTS.

ANDROSACE LANUGINOSA. Shaggy-leaved. (Bot. Mag. 4005.) Primulacæ. Pentandria Monogynia. Dr. Royle sent this plant from the Himalaya Mountains to the Dublin Botanic Garden, where it bloomed last August. It promises to be hardy. The flowers are of a delicate rose colour, with a yellow eye about a quarter of an inch across; they are produced in umbelliferous heads of near twenty in each.

BECIUM BICOLOR. Two-coloured. (Bot. Reg. 15.) Labiatæ. Didynamia Gymnospermia. A handsome conservatory, or warm greenhouse plant, seeds of which have been received from Abyssinia by the London Horticultural Society, in whose garden at Chiswick it has bloomed. It is a shrub with downy stems and ovate lanceolate leaves. The flowers are produced in verticillasters, and so successively as to form spikes. Each blossom is in shape like the upper half of a tubular formed honeysuckle, an inch across the mouth, white with lilac veins, producing a handsome appearance. It grows rapidly, blooms profusely, and is readily propagated.

BRASSIA WRAYÆ. Mrs. Wray's *Brassia*. (Bot. Mag. 4003.) Orchidacæ. Gynandria Monandria. Sent from Guatemala by Mr. Skinner, and has recently bloomed in the fine collection of J. C. Harter, Esq., of Broughton New Hall, near Manchester. The flowers are produced numerously in racemes. Each blossom is about three inches across. Sepals and petals are very narrow, of a yellowish-green, with a few brown blotches. The lip is broad, an inch long, yellow, tinged with green, and having a few brown blotches. It is a very interesting and pretty flowering species.

BROMHEADIA PALUSTRIS. Marsh *Bromheadia*. (Bot. Mag. 4001.) Orchidacæ. Gynandria Monandria. A tall-growing, graceful plant, from Sumatra, and has recently bloomed in the collection at Kew Gardens. The stem grows about four feet high, having terminal spikes of flowers. Each blossom is about four inches across. Sepals and calyx white. Lip white on the outside, and white streaked with purple, having too a yellow eye within.

CAMPANULA GRANDIS. Large Bell Flower. (Pax. Mag. Bot.) Campanulacæ. Pentandria Monogynia. A half-hardy herbaceous plant, similar to *C. pyramidalis*, but in its blooming is more showy. Each blossom is two inches and a half across, and sometimes three, of a deep blue. The flower stems rise to three or four feet high. It may be treated in all respects as *C. pyramidalis*, kept in winter in pots in a cool frame, &c., and grown either in the open border, or in pots in a room, greenhouse, &c., during summer. It blooms profusely even in small pots, when the flower stem is not more than a foot high. The plant deserves a place in every flower garden.

DENDROBIUM RHOMBEUM. Rhomb-lipped. (Bot. Mag. 17.) Orchidaceæ Gynandria Monandria. Mr. Cuming sent it from Manilla to Messrs. Loddiges, with whom it recently bloomed. The flowers are produced in short racemes, having four on each. Yellow, with the lip stained and streaked with red. Each blossom is about two inches across.

DIGITALIS PURPUREA, VAR. SUPERBA. (Pax. Mag. Bot.) This very handsome flowering Foxglove we saw in bloom last summer in the garden of Mr. Gaines, of Battersea, who gave us specimens of it. The flower stems rise about a yard high, blooming as profusely as the common wild Foxglove; the flowers being larger, white with a beautiful blush tinge, marked numerously with purple spots, surrounded with a white border, which produces a striking effect. It blooms for several months, and is a highly ornamental border plant, well deserving a place in every flower garden.

ECHITES SPLENDENS. The Splendid. (Pax. Mag. Bot.) Apocynaceæ. Pentandria Monogynia. This very handsome half-deciduous climber has been introduced from Brazil (where it was discovered on the Organ Mountains) by Messrs. Veitch's, nurserymen of Exeter, and with whom it bloomed last summer from July to October. This season it will come into bloom, apparently, much earlier, and thus afford a proportionate extended blooming season. It is what may be termed a coolish stove climber, probably doing well in a warm greenhouse or conservatory. The plant grows rapidly and vigorously, blooming profusely in clusters of nine or ten in each, but only about two on a cluster expanded at once. Each blossom is funnel-shaped, about four inches across the mouth, the petals falling back a little, and slightly undulated at the outer edge, of a beautiful light blush, deepening towards the margin, and in the centre, which give such a gradual diversity of tints as to render it peculiarly handsome. It is a most splendid flowering plant, well meriting a place in every suitable situation.

INDIGOPERA STACHYOIDES. Long-spiked. (Bot. Reg. 14.) Leguminosæ. Diadelphia Decandria. A handsome hardy greenhouse shrub, seeds of which were collected in Bhotan, in the north-east of India, and sent to R. H. Solly, Esq., who presented them to the London Horticultural Society, in whose garden it has bloomed. The flowers are of a bright rose colour, produced in erect racemes.

ONCIDIUM BICALLOSUM. Two-warted. (Bot. Reg. 12.) Orchidaceæ. Gynandria Monandria. Sent from Guatemala by Mr. Skinner, and it appears has bloomed first in this country with Mr. Bateman. The flowers are produced in a dwarf erect raceme, of a very rich yellow, having the sepals and petals edged with a cinnamon colour, slightly fragrant. Each blossom is two inches across. It deserves a place in every collection.

OXYLOBIUM CAPITATUM. Headed. (Bot. Reg. 16.) Leguminosæ. Decandria Monogynia. A very neat and pretty flowering greenhouse shrub, imported from the Swan River by Mr. Low, of the Clapton Nursery, with whom it has bloomed. The flowers are produced in terminal racemes, having from eight to twelve on each, red outside, inside yellow streaked with red. Each blossom is about half an inch long, and as much across. It deserves a place in every greenhouse. Is easy of culture, and readily increased.

PART III.

MISCELLANEOUS INTELLIGENCE.

QUERIES.

ON FUCHSIAS.—A constant subscriber to your FLORICULTURAL CABINET wishes to know where your Fuchsia Enchantress, figured in August, 1842, can be procured, and what its price; also the Seedlings in November, 1842, and what are their names and prices, and where they can be purchased; the distance is great,

so that they would perhaps not carry well; some advertise they are packed in tin boxes to travel.

ON THE FLOWER-BUDS OF CAMELIAS DROPPING.—You will much oblige me by informing me if there is any means of preventing the flower-buds of the Camellia dropping off.

I have a very nice young plant, *C. Sweetii*, from which, regularly as the buds are about to open, they fall, to my great mortification and disappointment.

You state, in this month's Numbr of the Magazine, that want of water is the cause, but mine has plenty, and the leaves are regularly sponged. I cannot imagine, therefore, what is the cause. A notice in the Magazine on this point will much oblige

A CONSTANT READER.

New Bond Street, London.

[Too great a quantity of water, keeping the soil soddened, will cause them to drop, as well as the other casualty. A free drainage, compost in a rough state, and attention to the other parts of culture as stated in the article mentioned by our correspondent, will succeed satisfactorily.—CONDUCTOR.]

ON FLORAL EXHIBITIONS, &c.—Is there such a thing as a set of directions for judges at floricultural exhibitions published? For example—two gentlemen exhibit six plants each; the six exhibited by A. are plants which have been out some years, and are in finer bloom than B.'s, but the plants exhibited by B. are new?

Now both sets being hybrids, the question is, whether A. deserves the prize for his old plants, because they are somewhat more profusely in bloom than B.'s, or whether B.'s new plants make up for their deficiency in bloom by their novelty?

Again.—A. grows a plant—*Hoya carnosa*—in his greenhouse, and exhibits it with others as a greenhouse plant, but his plants are excluded by the judges on the ground that the *Hoya* is a stove-plant. Is this a just distinction or not? To ordinary intelligences a "Stove-Plant" would appear to point out a plant grown in a stove, and a "Greenhouse Plant" a plant grown in a greenhouse!

I instance two cases which have occurred at an Horticultural Society's Exhibition the last season, and which have given rise to much difference of opinion amongst the members. The former case appears to be a difficult one to decide. It would be most desirable that a general set of directions should be published, so that the principles of the decisions should be uniform. I should be glad if some reader of the CABINET conversant with such matters would give a reply to these queries.

Cornwall.

X. Y. Z.

ON HEATING, &c.—I should be much obliged if you or any of your friends can inform me, at your earliest convenience, of the best method of obtaining a gentle bottom heat in a small stand. I am well aware it is to be procured by means of tan and other fermentable matter, but should prefer it, if to be obtained, by hot water pipes. A few suggestions or directions, as well as the names of any greenhouse builders well practised in the plan I have in view, would be esteemed, if inserted in your next, or next following CABINET, by

AN OLD SUBSCRIBER.

[We are at a loss to understand what is here intended by a small *stand*; if our correspondent will plainly describe it, an immediate attention to the request will no doubt be paid to it by us or some of our readers.—CONDUCTOR.]

ON THE AURICULA.—In the various papers I have seen on this subject, I have not unfrequently found directions to "shorten the roots if necessary," at the time of repotting. In talking over the various modes of management with a friend, who has a good collection, a short time since, he said "I never clip the roots." Now the book rule—"shorten the roots if necessary"—cannot be ob-

jected to. But query, is it ever "necessary" as long as they look healthy? and of what advantage is it likely to be under any circumstances so long as the roots exhibit no symptom of decay?

I have a few plants, the leaves of which present a sort of brownish hue, looking something as if they had been sprinkled with Scotch snuff; can you or some reader say what this indicates? Is it from tobacco in fumigating, or is it an unhealthy state in the plant?

A. B. C.

Cornwall, February 13, 1843.

REMARKS.

LONDON HORTICULTURAL SOCIETY'S MEETING.

March 7.—Mr. Goode, gardener to Mrs. Lawrence, exhibited a collection of plants, containing very handsome specimens of *Columnea scandens*, its light green foliage drooping gracefully around the pot, and each shoot bearing at its extremity large light crimson flowers: *Oncidium bifolium*, an elegant species, with a small, chocolate spotted perianth, and a large, bright yellow labellum; *Brassavola glauca*, in excellent health, which appeared to be owing to its being grown in earth instead of upon a block of wood; *Æschynanthus maculatus*, with dark fleshy leaves, amongst which its numerous clusters of scarlet blossoms produced a pretty effect; a species of *Hippeastrum*, with bright scarlet flowers, having a greenish centre; a large plant of the new *Begonia coccinea*; *Oncidium incurvum*, and the beautiful *Burlingtonia rigida*: a Knightian medal was awarded for the *Columnea*, *Burlingtonia*, and *Begonia*. From Mr. Brazier, gardener to W. H. Story, Esq., well-bloomed plants of *Erica ardens*, *vernix rubra*, and *Petiveriana bicolor*, the latter having pretty greenish-yellow tubular flowers, with a reddish tinge at the base, and prominent brown stamens; several handsome hybrid *Epacris*s, one called *coruscans*, with long crimson tubular blossoms, six plants of which were exhibited; *E. rosea umbrata*, of the same form, but lighter than the preceding; and *E. magniflora*, of a deep rose-colour, and remarkable for the freedom with which it blooms: a Banksian medal was awarded for the *Epacris*s. From Mr. Beck, very healthy and well-bloomed plants of *Cytisus racemosus*, *Leschenaultia formosa*, *Erica transparens*, *bicolor*, and three *Cinerarias*, called *Hendersonii*, *Madonna*, and *Urania*; all grown in slate pots, and affording a further convincing proof of the success with which plants of any description may be cultivated in this material. From Mr. Smith, of Norbiton, five very handsome hybrid varieties of *Rhododendron*, called *Smithii varium*, raised between *R. caucasicum* and the white *arboreum*; the habit of all is dwarf, and they are stated to possess a considerable degree of hardiness, having been exposed to the weather during winter until taken into the house to forward their blooms; with these was a small plant of a *Rhododendron*, called *Rollissoni*, with leaves of a rusty colour on the under side, and fine deep crimson flowers, produced in a dense cluster; this appears to be identical with the Ceylon variety of *R. arboreum*; it is stated to be hardy, but doubts are entertained upon this point: a Banksian medal was awarded for the hybrid varieties. Mr. Gaines exhibited a seedling *Rhododendron*, two *Camellias* (one called *Henri Favre*), with neatly-cupped petals, of a bright rose colour; the other *C. monstrosa*, red, with a double row of outer petals, and having the centre filled up with smaller petals, of various forms. From Mr. Kynock, gardener to Alderman Copeland, two seedling *Epacris*s. From Messrs. Veitch, several fine blooms of a *Camellia* called *pulcherrima*, a variety introduced from the continent several years since, and bloomed by H. Porter, Esq., of Winslade House, Exeter; the flowers resemble those of *C. althæiflora* in size and form, and are of a deep rose-colour, mottled and striped with white; if it should always bloom as large, and retain its mottled character, it will prove a valuable variety. From Mr. Dennis, a *Persian Lilac* in bloom. From Mr. Conway, two plants of *Pelargonium Lanei*, which appears to be a free bloomer, and well suited for early forcing. Messrs. Rollisson exhibited a plant of the beautiful *Cœlogyne cristata*, with white flowers, having the labellum strongly marked with light yellow: a Banksian medal was

awarded. Mr. Small, of Colnbrook, sent a seedling *Fuchsia*, apparently raised between *F. fulgens* or *cordifolia*, and some of the older and darker varieties. From Mr. H. Scott, of Charles-street, New-road, specimens of cast-iron pipes, for the conveyance of water and other fluids; these are so constructed that by means of movable nuts, and screw-pieces cast upon the pipes, a series of pipes can be securely joined together, without soldering or brazing. The same person also exhibited an ingenious contrivance, in the form of a slide-expanding and contracting box, to allow for the alternate expansion and contraction of pipes containing steam or hot water. From the garden of the Society were plants of *Oncidium altissimum*; the large and small varieties of *On. ampliatum*, the former bearing a fine spreading panicle of large, bright yellow flowers; the showy *On. leucochilum*; *Dendrobium aggregatum*, with a drooping spike of sulphur-coloured flowers, having the centre of the labellum strongly marked with orange; the delicate little *D. secundum*; and *Acacia Riceana*, an elegant species, with drooping branches, loaded with a profusion of light yellow, feathery spikes of flowers.

SMOKE PREVENTION.—We inserted in our February Number a communication from Mr. Major, on the subject of the consumption of smoke, referring particularly to a plan adopted by a Mr. Billingsley, found to answer the purpose very effectively. Since then we have been addressed by Messrs. Dircks and Co., of Manchester, the principal agents for the Patent Argand Furnace of Mr. C. Wye Williams, pronouncing Mr. Billingsley's plan to be a direct infringement of Mr. Williams's patent, of which public notice has been given through several of the Yorkshire public journals; and notifying that legal proceedings are pending to assert the patentee's claim. With these disputed points we have nothing to do, only having given publicity to Mr. Major's statement, we have considered it right and proper to make known the facts of the case as laid before us.

[We find that the system has been adopted in numerous instances with the most satisfactory results. See our advertising sheet for last Number, page 9.—**CONDUCTOR.**]

ON CULTURE OF THE RANUNCULUS.—If your correspondent J. will try the following method of growing the *Ranunculus*, he will find it successful; the soil best suited for them is a rich loam, with a slight mixture of well rotted cow-dung; a narrow bed should be formed, rising towards the centre to throw off the wet, across or along which, lines should be drawn to mark the situation where the tubers are to be placed; there should be six inches between the lines and the same between each tuber; a little sand should be laid along the lines previous to planting the tubers, which should then be pressed down on it, not placed in with a dibble or in a drill; when they are placed, cover them with two inches of light soil. February is the best time for planting; they should be moderately watered in dry weather. W. J.

ON CAMELIAS.—Four years ago I was in a greenhouse not many miles from this place, in which were a considerable number of Camellias, of all sizes, profusely covered with blooms, but the plants were so covered with dirt and filth as completely to disfigure them, although a regular gardener was employed. Feeling much annoyed to see them in such a state. I ventured to ask if he ever cleaned and syringed them? His reply was, that if he did, they would soon be as bad again, from the quantity of smoke from the tall chimneys in the neighbourhood; a pretty answer truly for a gardener. I then asked him how often he repotted them; he informed me that he considered every three years often enough, if a good compost was used; he objected in toto to potting every year, as the plants then most frequently made all wood and no blooms. I was too much out of patience with him and his filthy plants to say more to him, but determined to visit him again the next blooming season. I accordingly did so, and found them blooming as splendidly as ever, but still in the same discreditable state. I have seen them a third and now a fourth season, and I must certainly say, never have

I seen plants bloom better, and indeed few so well. I make no comments on this management, but I certainly wonder what your Kentish subscriber will think of such a system.

Manchester, March 8th, 1843.

G. T. D.

ON FUMIGATING GREENHOUSES.—Recently I saw some useful remarks in the CABINET on fumigating a greenhouse. I add my mode of procedure to aid in getting rid of the pest green fly. I used to put hot cinders in a large garden pot or pots, and sprinkle over the top as much tobacco as I judged requisite to fill the house with smoke. I often observed, however, that the foliage of the plants suffered, and I was apprehensive it must be from gas emitted from the coal cinders. To obviate this evil, I have had red hot small irons placed in the pots instead of coal cinders, and find my expectations fully realized, no injury sustained, and the tobacco more gradually consumed, and giving out more smoke. By this mode of operation no blowing is required, nor any dust occasioned.

A WELSHMAN.

ON PRUNING ROSES.—In pruning Roses, much must depend upon situation. My garden, containing upwards of 900 varieties, lies greatly exposed; the few China Roses which I can grow I have no opportunity of pruning, the winter generally killing them to the ground, or nearly so. The same event happens with most of the Isle de Bourbons and several of the Noisettes. In the spring, I have only to cut away the dead wood; the Rosa Gallica I prune about the middle or third week of November, in doing which I cut them in very closely, leaving one, two, and sometimes three buds to preserve the form of the tree. The Hybrid Climbers I prune next: having allowed them to grow freely, I shorten the main shoots but moderately (cutting away close in all superfluous and feeble shoots); the laterals I leave about four inches long. Some of the Pillar Hybrid Chinas I prune less than the rest of this division. The Provence, Hybrid Provence, and some of doubtful variety, with their buds further apart than the true Gallica, I prune less closely than I do the Gallica. The same, to a greater degree, holds good with most of the Moss Roses. The climbing varieties of the Sempervirens and Ayrshire divisions require little more than to be thinned out. For the Boursault, Multiflora, and Hybrid Climbing, the treatment is much the same as that of the Hybrid China Pillar Rose, leaving some of the laterals longer in proportion as they may be required to cover vacant spaces. I only thin out the Sweet and Austrian Briars, unless their situation compels me for the sake of appearance. Most of the Alba and Damask Roses I prune less freely than the Gallicas, or more after the manner of the Hybrid Provence. I find the Perpetual, Hybrid Perpetual, and Four-Seasons Roses require more variation of pruning than any other kinds, some of them being more tender than others. As a general rule, the longer and straighter the growth of the wood, the less closely I cut them. To secure a good bloom, I also find it necessary to spare the knife a little with some of the Spotted, Striped, and Mottled Roses, although they may be of the Gallica tribe.

ROSA.

ON GLORIOSA SUPERBA.—As this plant is not so generally cultivated as it deserves, principally, I believe, from the supposed difficulty of growing it, perhaps the following hints relative to its culture may help to remove that difficulty:—It naturally requires about six months' rest, and will seldom start for growth before March, at which time it will require a good bottom-heat of at least 80°, either in a bark-pit or cucumber-bed. The greatest error committed with regard to its treatment is leaving the root to start in the same pot, &c., it grew in the previous year. As it makes its shoot from the lower end of the new tuber, which is consequently at the bottom of the pot, if it is not taken out and that end placed upwards, it has to struggle through the whole mass of mould to reach the surface, which it often fails in doing. It should be potted at the beginning of March in

a 48-pot; or if the tuber (which sometimes happens) is too long, a bulb-pot may be used; it should be well drained, and planted in pure light peat or heath mould, with the end of the root just above the surface; when it makes a shoot it also forms fresh roots from the base of the new shoot, and will grow rapidly if kept in a stove or vinery, at a temperature of 70° or 80°, and soon requires a larger pot; I generally take a six, using nothing but light peat-soil. It may then be trained in any form most convenient. After it has flowered and the leaves are decayed, withhold water entirely to ripen the tubers, which may be kept in the dry mould till the spring, or taken out and kept in dry sand till the season for potting them.

TRANSMISSION OF CUTTINGS TO FOREIGN PARTS.—I observe in a late number of the "Chronicle," that several methods of packing cuttings for transmission to foreign parts have been resorted to, but that none of them succeeded perfectly. I attribute the withered state in which they arrived to the want of moisture, and I think it might be remedied by plunging the ends of the shoots in potatoes; which latter might be afterwards plunged in a solution of cobbler's wax. This would, perhaps, be no superfluous caution, since it would fill up all interstices between the shoots and the tubers, and thereby prevent the ingress of air. The whole might afterwards be enveloped in India-rubber cloth.—*Gardener's Chron.*

ON STRIKING CUTTINGS OF HEATHS.—In a former Number of the CABINET a correspondent asks for information relative to striking Heaths by cuttings. The following mode of treatment is pursued at Henderson's Nursery, London, with most admirable success:—No particular time can be specified for striking cuttings of Heaths, because the plants are in a fit state for taking off the cuttings at different times; but the earlier in the season the better, although some may succeed so late as the months of August and September. The plants from which the cuttings are taken are perfectly healthy, otherwise the time spent upon them in the greater number of cases would be thrown away. The wood is firm and nearly ripe, because if taken when very young it is almost certain to damp off. The short lateral shoots, about an inch or an inch and a-half long, are always chosen, and the leaves stripped off them to about half their length, and the ends cut across with a sharp knife: in this state they are ready for the cutting-pot. The cutting-pots are prepared in the following manner:—Filled about two-thirds with broken pots, and covered with a thin stratum of turfy-peat or some other substance, to prevent the sand with which the pots are filled up from choking the drainage. The silver-sand common about London is used for striking in; it is generally preferred as free from the rusty colour of iron as possible. The cuttings are then to be inserted in the sand, not deeply, but merely deep enough to support themselves; from a quarter to half an inch is quite sufficient. They are then well watered, which carries down the particles of sand round each cutting, and renders them firm enough without any further trouble. Bell-glasses are of great service in striking them, but certainly not indispensable to success, as many are struck without anything of this kind. When they are used, they are frequently taken off and wiped dry, otherwise the moisture will rot the cuttings. When they are dispensed with, the cuttings are placed in a situation which is moist and shaded.

Very little artificial heat is necessary in striking Heaths; much is certainly injurious. The shaded part of a cool stove will answer the purpose early in spring; and later in the season, when the sun-heat is greater, a close frame slightly shaded is all that is required.

PRIMO.

HYBRID PERPETUAL ROSES.—Cuttings taken off early in September, cut clean at a joint, inserted in fine loam, and after being well watered covered with a hand-glass, soon strike root.

ROSA.

FLORICULTURAL CALENDAR FOR APRIL.

GREENHOUSE plants will now require large admissions of air at all times when the weather is mild, for as most of them will now be shooting freely, they must not be kept too close. They must now be looked over, to see when water is wanted, and let all the plants be properly supplied therewith, as this is now a very necessary article, particularly when they are in the house; be careful of the succulent kinds. Let no decayed leaves or shoots be allowed to remain, but let such be taken off as soon as perceived; and all shoots that are of a weak straggling growth must be pruned more or less, as appears necessary. Let no weeds, moss, or litter be seen on the tops of the pots and tubs; and if any foulness be contracted on the plants, let it be instantly removed. Inarch shrubby exotics of any particular kinds, sow seeds in pots, placing them in a hot-bed; sow seeds of orange, lemon, &c., for stocks; also propagate by cuttings, layers, or otherwise, and if placed in a bark bed in the pine-stove or hot-bed, they will be greatly facilitated in their rooting.

Trivetanias, see January and February Numbers of 1842.

PLEASURE GROUND, FLOWER GARDEN, &c.--Plant out in a gentle hot-bed, all kinds of tender and half-hardy annuals, raised from seed the two last months; also sow more seed to succeed them; a little air should regularly be given to prevent the plants from being weakly. Hardy annuals may still be sown in the borders or other parts of the garden, where they are to remain. Sow Ten-week Stocks and Mignonette in pots for rooms, and borders for nosegays. The more curious and valuable varieties of Hyacinths, Tulips, Ranunculuses, and Anemones, which are planted together in beds, require particular attention, or heavy rains, cutting winds, and sharp frosts will do them much harm; and the sun, if permitted to shine on them fully, will bring on the decay of their blossoms in a short time. The best Carnations in pots should have a good share of attention, and their growth encouraged as much as possible; as their flower-stalks advance in growth, they should be carefully tied up to neat sticks; keep the pots perfectly free from weeds, and the plants from decayed leaves; those not yet planted out in pots, beds, or borders, where they are to remain, should now be done. Sow seeds of both Carnations and Pinks. Polyanthes may still be planted, also increased by sowing the seeds and by rooted slips. Vol. i., pages 23 and 132. Give fresh earth to such pots of perennial plants as may require it. Many kinds of perennial and biennial plants may still be planted, and also increased by seeds, offsets, &c. Auriculas will now begin to blow; care must therefore be taken to protect the more valuable sorts in pots from rain, wind, and too much sun, and thin out the smaller pips. Evergreen trees, and flowering shrubs, may yet be planted, and the sooner the better. Grass-walks, lawns, and other compartments of grass in the garden, should be rolled. Box, Thrift, and other edgings may still be planted; they will root readily if in dry weather they receive a supply of water occasionally. Where any edgings have become disordered through age, &c., let them be taken up, slipped, and replanted. All flowering plants should be attended to, and all straggling, broken, and decayed shoots should be taken away at all times. Tigridia pavonia should now be planted in pots or borders; the soil should be a rich loam. Hepaticas should now be divided; Lobelias should be planted out in pots and borders; Pansies should now be propagated by young shoots or slips, which should be pricked out under hand-glasses, and well watered; they will soon strike root, when they should be planted out into beds where they are intended to flower. In watering tender annuals, care should be taken to give it in a tepid state, and if possible, in pots, to flood them over the surface of the soil, and not over the tops of the plants, or they will be liable to rot, particularly Ten-week Stocks, &c. &c. Some of the early-sown tender annuals will now require to be potted off, using rich soil. Roses to bloom late, see vol. i., pages 23 and 206; bud Chinese kinds now, see vol. i., page 80.—Self-sown annuals should be thinned where numerous, to have them vigorous, and transplant the surplus.

HYDRANGEAS.

Plants that have plump end buds may have the shoots cut off a few inches long, and one inserted in a small sixty pot struck in heat, and afterwards re-potted; such will bloom singularly fine and unique. One-twentieth of steel filings in the soil will cause them to flower blue.—*Campanula pyramidalis*, vol. i., page 48.



1. *Hoella ciliata*. 2. *Echites splendens*.

THE
FLORICULTURAL CABINET,

MAY 1st, 1843.

PART I.
EMBELLISHMENTS.

ARTICLE I.

No. 1.—ECHITES SPLENDENS.—(*Splendid-flowered.*)

APOCYNÆA. PENTANDRIA MONOGYNIA.

THIS very splendid flowering plant was discovered on the Organ Mountains, in Brazil, by the collector of Messrs. Veitchs, of Exeter, and in the hot-house at their nursery it has bloomed very profusely. The flowers are produced for several successive months, even from spring to autumn, being borne in large clusters of ten or a dozen in each, and expand only one or two at a time. They are exceedingly beautiful, and showy. The plant is a half-deciduous climber, of vigorous habit, with a noble foliage and flowers, and is one of the finest climbers ever introduced into this country. Being found in a very elevated situation on the Organ Mountains, it is very probable the plant will do well in the conservatory or warm greenhouse. It deserves a place wherever it can be grown, either to train to a pillar, trellis, or coil round a wire frame, &c.

No. 2.—ROELLIA CILIATA.—(*Ciliated-leaved.*)

CAMPANULACEÆ. PENTANDRIA MONOGYNIA.

THIS plant has been introduced into this country several years, but it has not been generally grown well: wherever it is, it is a plant of much interest and considerable beauty, highly ornamental for the greenhouse from September to January. The large and numerous blossoms, literally covering the plant, in contrast with the minute

heath-like foliage, produces a very pretty effect. The best grown plants we have seen were grown in one part turfy loam to two parts of sandy peat, neither of them sifted. There was an inch of broken crocks in the bottom of the pot, over which were several pieces of turf soil; these formed a good drainage. The roots are very minute, so that it is essential to the prosperity of the plant to have the compost, &c., so constituted as to allow the water to pass through quickly, for if the soil become saturated, the delicate roots quickly perish. It is also essential not to have the plant over-potted, and to have the ball rather high at the crown. In order to make the plant bushy, the ends of the shoots should be pinched off, and of the lateral ones retain a sufficiency only to furnish it regularly. The plant deserves a place in every greenhouse; an additional inducement to its beauty is, it can be purchased for a trifling sum.

ARTICLE II.

A FEW REMARKS ON MR. GLENNY'S ATTACK UPON THE DESCRIPTIVE CATALOGUE OF TULIPS.

BY MR. JOHN SLATER, FLORIST, PEACOCK-HOUSE, CHAPEL-LANE, CHEETHAM-HILL,
NEAR MANCHESTER.

It was my intention not to notice what you had to say further respecting the Descriptive Catalogue; but when a direct insinuation, or rather charge, is made, that the roots I sell are not correct, it behoves me to defend my character where I am not personally known; but where I am so, it matters not what is said by you, as the florists of my own neighbourhood know full well what credence to give to your assertions. With respect to sending out Polyphemus for Lord Fortesque or Albion, by referring to my books I find I have not yet sent a root of it into the south, neither could I send a Polyphemus, as I have an account of every one sold since I grew it, and can give the names of every purchaser.

If my Catalogue contains so many varieties that are worthless, is that any reason why I should grow them? My Descriptive Catalogue was written to aid the amateur in making his selections. My own collection, both of seedling breeders and broken flowers, will bear a comparison with many in the south for form and bottom. I have seen what are termed first-rate collections in the south with a much greater proportion of stained bottoms than one first-rate has here. If

I have introduced varieties of which you have never heard, and which, you say, we never bought, perhaps you will favour the world with their names. We have as good judges of a tulip as any in the south, and they can testify to the value as well as to the good properties which many of them possess. The fact, I have been told, is as follows:—There are not so many purchases made in the south as formerly, and because there have been varieties inserted in some of the southern catalogues which are the same, under two, and in some instances three names, and which has been to the injury of the amateurs whose means are circumscribed. You state I have omitted several fine varieties. The reason is, I want to see them another year in bloom, for you must know that many are apt to come crippled, &c., and a just description cannot be given of them without seeing them in a good state.

There is, I must confess, a mistake (and it is no humiliation, neither is admission of error any disgrace) in the form alone of Albion, it should have been *cup rather long*. You are so charitable as to suppose that I have been imposed upon with some spurious variety for Polyphemus, by charging what have always been considered respectable dealers with dishonest practices. I have had Polyphemus from the late Mr. Strong, Mr. Jeffries, Mr. Groom, and Messrs. Tyso, of Wallingford, and they are all alike in all points, namely, foliage, bud, colour, and filaments or stamens.

I now come to what are incorrectly described in the Catalogue, and no doubt, as you begin at Albion and end at Walworth, you have run through it, and selected the worst. It could hardly be expected that you would select those that would not bear you out in your assertion, as your credit for truth was at stake; and how many, gentle reader, do you suppose, out of about two hundred varieties, are selected?—only twenty-four, and a considerable number are only described according to your opinion as to the row.

Brulante Eclatante is the next after Albion, and you say it is not of a good form. It is difficult to say what is a good form, unless you have it to sell. It is not pointed, and is a far better form than Triomphe Royale, as respects the roundness of petals. I may here return you the compliment you have paid me, that you have not seen the right one. I have seen it take a prize as a flamed rose, where form and bottom are the basis of judging.

Bacchus.—The only error in this variety is, that I have described it as a second row, and you a third. You cavil at the name. Look at the London catalogues, and you will find it put in plain English, Bacchus, not Rose Baccu. It wins, as I have stated, in roses and byblomens.

Rose Blanca.—If I have incorrectly described this, it is because your neighbours have sent us the wrong variety; but how does it happen, when we get it elsewhere, it is the same as from the south?

Camuse de Croix is termed by you anything but good. Pray look at the Gardener's Gazette of November 24, 1838; and you recommend it as one of the select splendid varieties.

Carlo Dolci is described in two catalogues as a fourth row, in three as a third. The cup of this flower, you say, is not good; but allow me to ask you if the form is not better some seasons than others.

Ceres Royal, or, if I may take the liberty of correcting you, Ceres Royale, is as I have stated. I do not know why you should state it to be the same as Mantua Ducal, when one is clean and the other foul.

Madame Catalani gives you an opportunity of saying something respecting Mr. Groom, in your usual style, that he most likely sends a flamed rose out under that name a first-row flower. Now I have had this variety from four respectable London growers, and also from two in other country growers, and they are all alike in every respect; and in Mr. Willmer's, Mr. Strong's, and Mr. Lawrence's, it is put down as a first-row flower; and in the catalogue that your friend (I mean he from whom you derive all your information, or nearly so, respecting the tulip) was agent for, as a second; this is the only one I ever saw in which it was put down as such. The proverb says, "A captious man creates trouble for himself by troubling others."

Charbonnier scarcely noticed.

Comte de Vergennes.—Termed by you not fit to exhibit. If so, why did you recommend it in a list of good varieties, and not expensive ones, in the Gardener's Gazette of November 10, 1838, in reply to an inquiry on November 3rd?

Duchess of Clarence.—Instead of being a tolerably good second row rose, is termed by you "a grand one." Paltry.

Emily, although noticed by you, cannot be said to be incorrectly described.

General Barnevelde.—You say it is a bad tricoloured, then your friend showed me another under that name. When I saw it in bloom at — Lloyd's, Esq., of Clapham, it was one of the finest flamed byblomen tulips I ever saw.

Gloria Alborum, described as a third row.—This is no great mistake; it is in two catalogues as a third, and two as a first. My opinion of it is unaltered.

Galatea unfortunately comes in for a share of your abuse, because there happens to be an old flower under the same name, and in the same class. This, notwithstanding all you may say against it, will bear a comparison with any seedling raised in the south.

Mason's Matilda.—Now any one who possesses common sense would perceive the printer's mistake here. How can a byblomen be like Triomphe Royale in colour, and be an acquisition to the class of flamed roses?

Reine de Mauritania, you say, is not like Triomphe Royale only as a rose. I said it resembled it, and so do others besides, who are more competent to give an opinion than you are.

Reine de Sheba.—I find it as described, and I have had it from Mr. Groom, and two others in the same neighbourhood.

Sable Rex.—All you can say respecting it is because it is a tinged bottom.

Shakspeare, you assert, is not half so good in properties as Polyphemus.

Charbonnier, &c.—Your darling Everard is not mentioned, although you have, on more occasions than one, classed it, Strong's King, Polyphemus, and Charbonnier, as the best bizarres cultivated. How changed when an individual has none to sell. It has a much better ground colour than those enumerated, and I find it steady as a stage flower when the bad breaks are not sent out instead of fine strains. I here pause to say a few words to the public, that they may know to what extent your knowledge of the tulip extends. In the list of dear and splendid varieties inserted by you in the Gazette of November 24, you recommend Shakspeare, Garrick, and Edmund Kean, all of which are well known to be one and the same variety.

Strong's King is correctly described, unless the late Mr. Strong sold roots wrong, for the bloom was from a root from his collection, and I must say every root of other sorts purchased from him were

correct to name. Many of his roots came to this neighbourhood, and I never heard a single complaint.

Triomphe Royale.—You dispute as to the pointed petals. Perhaps the southern florists have, in this instance, sent something else, for ours are pointed.

Violet Belle Forme came from your friend, or I should rather say your prompter, and bloomed as described two years together. The same may be said of *Voltaire*.

Lastly, *Walworth*.—You state we must not have got the true strain, but something else for it. How convenient a way to get out! The first root we had came from the raiser at *Walworth*, for which 7*l.* or 7*l.* 10*s.* was paid. The florist's name who purchased it was *Cowley*, and lived four miles from *Manchester*.

It is useless to lengthen this letter by answering your remark upon my growing discarded flowers, time will show; and as the old saying is, "The credit got by a falsehood only lasts till the truth comes out."

I had omitted to notice your recommendation of *Madam Vestris*, and *Princess Sophia of Gloucester*, but not a word about their being one variety. If you had been a sincere well-wisher to the young amateur, you would have put him on his guard and stated the truth fearlessly. I shall now take my leave of you, and assure you I shall now leave it in the hands of the public to judge for themselves, and will conclude by recommending to you the following piece of advice—"Civility is a kind of charm that attracts the love of all men."

ARTICLE III.

REMARKS ON THE RANUNCULUS.

BY C. J. M. C., OF ARBROATH.

HAVING observed, in glancing over the pages of the February Number of your useful and very interesting *FLORAL CABINET*, a correspondent who asks for the "best and simplest method of growing the *Ranunculus*," and as no answer has been given to the querist in the subsequent month, should you deem the following remarks worth a portion of your space in the *May* Number, they are very much at your service.

About the month of November I dig into the soil intended for my Ranunculus bed a small quantity of cow-dung; if rotted, so much the better. In January I turn this over to the depth of six or eight inches, allowing it then to remain until the latter end of February or beginning of March, when I commence planting (having previously stirred the surface) the roots in lines four inches asunder, and about two inches distant in the lines. Nothing more is required until they appear above ground, when water must be very copiously given, never allowing them to become dry, for it is on the abundant supply of that element that the success of a good flower mainly depends.

I have, in dry weather, had occasion to water twice a-day, morning and evening; but when once a-day is sufficient, evening is to be preferred.

About this time the Ranunculus bed will be infested with that pest of the flower-garden, the wire-worm. I have used potatoes cut and placed between the lines, and by looking them over every morning, great numbers may be destroyed in that way.

When they arrive in bloom, shading in very warm dry weather is of advantage in lengthening and preserving the bloom. After it is over, and the leaves having assumed a yellow colour, the roots should then be taken up, washed, dried, and kept free from damp, until the following season for planting arrives.

ARTICLE IV.

ON HORTICULTURAL SOCIETIES.

BY J., OF SHEFFIELD.

IT is a cause of regret that there should in any degree be a decline and failure of these societies; wherever such has been the case, it evidently betokens some great evils and defects in their present system of management, and justly calls for the adoption of some plans more calculated to promote their lasting interests and prosperity. My intention therefore is, first, to show the probable causes of this declension, and then offer a few suggestions as to the best means of remedying it.

I am well aware of the prejudicial effects of bad trade on societies of this kind, but, perhaps, it is not so much so as other things more closely connected with themselves. One is, the great partiality and injustice that is shown in the distribution of the prize-money. In

nine cases out of ten, the great bulk of the prizes are carried off by noblemen's gardeners, and extensive florists, for their splendid collections of rare and choice plants, fruits, &c., while the humble amateur and common grower must be satisfied with little or nothing. It is also the same with florists' flowers, especially Dahlias; the *principal* prizes are given for large pans and collections, which of course are won by large growers, thereby affording no chance to the amateur with his *few* specimens. Now this, according to my notion, is not fair; every exhibiter, great or small, ought to have the same chance afforded him of obtaining prizes as his neighbour, for as all have paid subscriptions alike, so have all an equal right to the means of regaining that money in the form of prizes, whatsoever department they show in, and according to their scale as growers. It is all very well to offer large premiums to induce a grand display of stove plants and other rarities; but this is not doing justice to all, because, as it seldom happens that an individual exhibits specimens in more than one department out of the four, and only enters for the sake of showing in that department, he is therefore entitled to the same chance of getting prizes in whatever department that may be. I would therefore suggest that, at the end of the year, first, all the prize-money be divided into as many parts as there have been shows, and that again subdivided among the four departments of fruits and vegetables, greenhouse, hardy plants, stove and orchideous plants, and florists' flowers, affording a proportionate amount to each, according to the number of prizes to be distributed *in each*. And with regard to Dahlias, I consider class-showing as by far the fairest way of competing, especially for amateurs. However, as pans are very ornamental and beautiful objects in a show, I would have general growers show in pans, and amateurs only in classes, an equal amount of prizes being given to each. For there are many amateurs growing their fifty or a hundred plants, who, though they may have some half dozen first-rate blooms, cannot always muster sufficient for a pan; a provision ought therefore to be made for these, and a necessary distinction observed betwixt the two, for unless amateurs be encouraged in this way, horticultural societies will never prosper. The same also with regard to other flowers. Another great evil in these societies is the very common practice of parties showing specimens of *other people's* growth. Nothing is more daunting to inexperienced ama-

teurs than this, and to remedy it I would have every party, previous to receiving a prize, be compelled to take *Bible oath* that the specimens were of *his own* growth. Many will object to this, and say, to do so would be casting a stigma on their honesty; but the rule will apply to all equally, and no man of honest intention will ever scruple being put to the test. I would also recommend the enforcing of a rule for the payment of all subscriptions previous to any party being allowed to show; this would obviate another great difficulty. There are many other items that it would do well to amend, but which I must, for the present, leave alone. I hope that what I have said will be received in the same spirit in which it is given, and that any other reader of the FLORICULTURAL CABINET who can suggest other remedies calculated to promote the object in view will favour us with a detail of them.

ARTICLE V.

FIVE MINUTES ADVICE TO A YOUNG TULIP-GROWER.

BY MR. JOHN SLATER, FLORIST, PEACOCK HOUSE, CHAPEL-LANE, CHEETHAM-HILL,
NEAR MANCHESTER.

As May is the month when Tulips are in perfection, I presume it will not be out of place to give a few words of advice to the young amateur.

If breeder Tulips (that is, those which are raised from seed and bloom a self colour) are your taste, let me persuade you to go early in the season to make your selection. Do not defer it until the bloom is general; if you do, the probability is you will have many creamy-bottomed ones. If a Byblomen or Rose breeder is creamy at opening, it will take some days to bleach the bottom; and in many the petals are at the point of falling when they are in a fit state for the stage, and most likely the creamy tinge is not quite out. Select only those which have pure bottoms, for this reason—the bloom will be ready for the stage in a day or two after opening, and this is on many accounts very desirable, especially if an exhibition is fixed for an early day. There are many creamy-bottomed Tulips in consequence of Roi de Siam having been an especial favourite in the south, and having also been so frequently and highly recommended to raise seedlings from. A considerable number of Clark's breeders possess this fault.

I cannot see why it should have been so recommended, as nearly in every case the seedlings partake more or less of the character of the parent bulb. *Roi de Siam* is not a steady bloomer; sometimes it is first rate, at others nearly a breeder. Its petals are certainly thick and fleshy, which is a desirable quality, and also well formed, which makes it last a long time previous to its petals falling. The next point to be considered, and a principal one, is the form. Do not select any but what are first rate; if they have a tendency to throw out the three outer petals in a triangular form, pass them, for this is a great defect. If tall risers, you must make a considerable allowance, as they will not grow so high when broken, by nearly one-fourth. The cup must be short, the petals thick and well rounded on the top, and broad at the base, for if not so, when expanded there will be a vacancy, which may be seen through. They should also clip close and tight, that if any thing, such as bran, were put inside, it would not fall through. There are some which have well-formed petals, and lap over, but notwithstanding hang loose; these must not be selected.

Nearly the same advice will do for *Bizarres*, excepting they must have a pure yellow bottom, yellow filaments, and bold anthers. Be careful to look at the base of the petals outside, where the flower stem is attached, and let the colour be a good one, and of a deeper colour than *Polyphemus*, and also one that will be neither a *Byblomen* nor *Bizarre*, the same as *Carlo Dolci*, but one that will fade but little as it ages, that you may judge what will be ground colour when broken. As respects the colour, it is immaterial whether a good dark coffee colour or a brownish-yellow, as it often happens that the ugliest breeder makes the best flower when broken; and one of a snuff colour breaks often into a dark feathered flower. The same remarks will serve for *Byblomens* and *Roses*. There is one thing, however, must not be overlooked; that is, the filaments or stamens must be perfectly pure, either yellow in a *Bizarre*, or a pure white in a *Rose* or *Byblomen*. Many fine varieties have a slight tinge just where the anthers rest. Some breeders have either a blue or greyish coloured base, and white or yellow stamens; it sometimes happens that the stain will break out, but on no account whatever select a stained bottom, whatever its other properties may be, as so many fine breeder *Tulips* are yearly making their appearance, which will soon make them valueless.

I now proceed to the amateur who is desirous of selecting the broken varieties. Form and bottom must be the basis, but there is a great difference to be met with in the same variety, of which some strains are worthless; one good strain is worth more than twenty of an inferior one, as you can rarely or ever get a good bloom, and your trouble goes for nothing. If possible, make your selection in bloom, and note down the row, and the first, second, or so on, flower in that row, and the last week in June or the first in July go and take them up. Do not, if you can by any means avoid it, take them up in bloom, as probably a year or two may elapse before they will regain their original strength and beauty. This caution is particularly necessary, as it is the practice of some who call themselves respectable florists, who send out those that are but partly broken or a strain worthless. It is correct to name, and that is all. I have experienced this treatment on many occasions, and I would rather give 20s. for one of a good strain than have the other given. If you attend to this, you will in time have a first-rate collection of winning varieties. You must not expect to get a fine collection, even if you have plenty of money, in a season; you must patiently cull the best on sale, and when obtained, retain them until you have duplicates to dispose of. I know many growers who have travelled twenty miles for a small offset from a particular strain, and think themselves fortunate if they can obtain it. *Roots can be purchased in fine condition out of bloom from honourable parties*, but what I have said is the most satisfactory to the buyer and the seller.

Your Tulips having been entered in a book, it is necessary that you should correct it, as follows:—

First Row.

1. Catalina, v. g., means very good.
2. San Joe, dirty; that is, too much colour in it.
3. Camuse de Croix, R.; means that it is in a fair state.
4. Louis XVI., good flamed; that it is in a flamed state.
5. Pholyphemus, wrong; supposed Charbonnier.
6. Bacchus, ***; that is, extra fine. One of the pan flowers.
7. David, **; that is, fine. One of the pan flowers.

Second Row.

1. Bienfait, ***, won the third prize—put down the place.
2. Lady Crewe, good.

3. Charles X., nearly breeder.
4. Roi de Siam, not good.
5. Surpasse Catafalque, good.
6. Lady Crewe, breeder ; that is, gone back into the breeder state.
7. Bienfait, bad.

I have merely put these down at random, to show how a Tulip book ought to be kept.

The best time to get up Tulips is, as I have before stated, in June and July, when the weather is fine ; and when placed in your boxes, let them be put in a shady place or room where there is a good current of air to dry them.

If you are desirous of taking seed, select those varieties which have the best properties, taking especial care that the form is good and the bottom pure. I find breeders to answer well for seeding ; and Mad-docks, who was some years ago celebrated as a Tulip-grower, was of the same opinion. They make much better pods, being the stronger in their growth. The pods will be ripe the latter end of July or August, and will open at the top of the pericarpium when so. The seed may be sown in pots in November or the last week in January, and placed in a cold frame until April, and then plunged in a bed. I have for some years sown the seed in January, and I have succeeded much better with it than when sown in November.

N.B. This has been written at the request of a number of Tulip-growers.

ARTICLE VI.

ON THE CULTURE OF THE THUNBERGIA GRANDIFLORA.

BY A FOREMAN OF A LONDON NURSERY.

I KNOW but few plants which attract general attention more than the *Thunbergia grandiflora*, with its fine blue flowers, when it is well managed. I will, with your permission, through the medium of the CABINET, recommend to the notice of your readers a method we practise of cultivating that beautiful and interesting plant. I am not so vain as to suppose that our method is superior to all others, but that it is better than some I am certain, from the circumstance of my having known those who have found it a matter of difficulty to make the plant flower at all.

Towards the end of November we cut the plants down close to the pots, afterwards place them on the back shelf in the stove, or in fact any place where they can be kept dry, and free from frost. There we let them remain until the first week in March, at which period we again put them in the stove, and supply them with water. In a short time their hop-looking shoots will make their appearance, and when they are sufficiently long to make cuttings, (two, three, or more joints,) we take off as many as are wanted, and pot them in light rich loam mixed with coarse sand, and place them in a cucumber or melon frame. In a fortnight, or a little longer, they will be ready to pot off. One plant in a pot is sufficient. The compost in which we grow them is a moderately strong loam, to which we add a little rotten dung and leaf mould, the coarser the loam the better. It is scarcely necessary to say any thing respecting the size of the pots in which we grow them; 24's are the size which we make choice of for the first potting, and when they are filled with roots, we shift them into a large succession pine pot, in which they remain till they have done flowering. The old plants are now done with. Plants raised from cuttings every year flower much more freely than old plants, indeed I have kept an old plant for three years without its showing a flower at all.

The *Thunbergia grandiflora*, treated in the manner I have recommended, will commence flowering about the end of May, and continue until the end of November.

ARTICLE VII.

ON BUDDING ROSES.

BY ROSA.

HAVING seen the common China rose (*Rosa indica*) flowering in the greatest luxuriance most part of the year, when trained against a trellis, or other objects, I have often felt surprised that buds of many of the more choice kinds were not inserted in their branches, as all who have any knowledge on the subject are aware, that, as stocks, the China roses afford every chance of success.

In selecting buds, it must be remembered, that all the different varieties will not grow with equal success; it will be necessary therefore to choose the free growing kinds, or such as seem to partake

of the same habit, and require similar treatment to the common China rose. The *Rosa semperflorens*, Boursoult, Noisette, &c., seem to flower better, and grow stronger, than when supported by their own natural roots. The moss rose, Tuscany, and others of similar habits, will not flower more than two or three years at the furthest, for the shoots they are budded upon soon begin to decay, which renders it necessary to insert a succession of young buds annually, and to cut the old ones away. Some of the free-growing kinds will flower the same year they are budded: these should be cut back to two or three eyes in the winter, and also the shoots they are budded upon to one eye above each bud; those sorts which are of slower growth will require the shoot leaving several eyes above the bud, as it is apt to die down when cut close to the bud. Budding roses on a trellis is more to be recommended, than budding the different sorts on standards. A standard rose makes an object in itself, and I think is more calculated to please without mixture on the same plant, but with regard to the trellis, it is the greatest object to have a regular succession of flowers of different colours in perfection throughout greater part of the year on the same plant.

ARTICLE VIII.

ON THE FUCHSIA CORYMBIFLORA.

BY A TWELVE MONTHS' SUBSCRIBER, TOTNES IN DEVONSHIRE.

THIS *Fuchsia*, so justly admired for its large foliage and fine showy flowers, and so easy of propagation and culture, has been highly spoken of, and by far abler men than I can claim to be, yet experience may, and does, tend to give useful information. Having seen in the FLORICULTURAL CABINET where it is recommended to strike cuttings *in sand alone*, and also striking them *under hand-glasses*, I have tried both ways, and although both may be good, yet I venture to give you another, *a safer and quicker way* of striking them, viz. :— As soon as I can get slips (not cuttings), I take them off with a sharp knife, then let them lie out in the shade for an hour to heal the wound; I then insert them ten or twelve in a pot, in a mixture of leaf mould, loam, and sand, using about a fourth of sand, then plunge them in a cool frame to the rim in rotten tan, keeping the glass close for a few days, and in three weeks they are plants with

fine roots. I put a pot of cuttings in sand alone, and another pot as above; the cuttings of the latter struck in three weeks, whilst the former took full six weeks, and was not then rooted near as well. I potted them in sixty sized pots in the same mixture, which I think suits them very well, and put them in the greenhouse, where they should be kept one year, and then turned out in the open ground. I think, however, they should not be planted *in the ground*, but in a pot fully large enough to enable the plant to grow well. I do not think, nor can I agree, with those who consider this Fuchsia the hardiest of its tribe, for a small frost will very much hurt it; it is obvious it grows very fast, consequently it must be full of sap, and the young growing wood is very pulpy and soft, so that if a frost happens the second time before it is properly protected, there is not a chance of the *young* wood surviving. A person may not see the injury at once, but it will soon be discovered, so that a remedy will be too late, so far as the young wood at least is considered. Now, if a plant be grown in a pot, whether coming in flower or not, you can remove it without fear of injuring either the flower or the plant, and can remove it where it will improve and bloom for some time. I would not keep the plant out an hour after a frosty night, for certainly no person can leave the plant out all winter with hopes of seeing it do as well as otherwise treated. When retained its entire extent year after year, it is so noble an object, that I would take it where I could properly protect it, if I kept it in my bed-room.

I have not seen any very particular remarks on this Fuchsia, and I hope these may prove serviceable.

ARTICLE IX.

A FEW REMARKS ON THE CULTURE OF EUPHORBIA JACQUINIFLORA, &c.,

BY A GARDENER IN YORKSHIRE.

AMONG the numerous plants which adorn our stoves in the autumn and winter months, there are few that excel Euphorbia Jacquiniflora, E. Boyerii, and E. Splendens; they are not a flower for one day or week only, but of some continuance, and when well grown, they are worthy of a place in any stove. If you think my method of growing

the same worth inserting in your widely circulated CABINET, they are at your service.

About the beginning of February, or as soon as my old plants have made young shoots from three to four inches long, I select as many shoots as plants required for cuttings, and as strong as I can get them, allowing a small portion of old wood to each cutting, and insert them into a pot of white Calais or river sand well drained, place them under a hand or bell-glass in a corner of the stove or propagating house. In the space of three weeks they will have taken root, (they strike freely). I then remove the glass and harden them gradually, pinching the top off each cutting, in order to induce laterals, and remove them to a situation as near the glass as possible. As soon as they begin to grow after being stopped, I pot them off, separately, into small sized pots, in a compost of sandy peat and leaf mould rather sandy for the first time of potting. Care must be taken not to allow them to run off to two or three shoots only, as they are certain to do if neglected, but that is readily prevented by pinching off the tops, as they grow sufficiently long to admit of the same. I do so, as occasion requires, all summer up till September, when I allow them to make flowering shoots. I pot them frequently during the season three or four times at least, always draining the pots well with broken crocks or lumps of dry peat. Water is given sparingly until they show flower, when a pretty liberal supply is given. The proportion of compost used is one spadeful of leaf-mould to two of peat; by these means I can, and have plants from three to four feet high, with from nine to twelve spikes of flowers from ten to fourteen inches long. I throw out my old plants as soon as I see my cuttings are struck and make room for something else. *E. Boyerii* and *E. Splendens* and several others I grow with equal success in the same sort of compost, but, as is well known to all growers of plants, they will not become similar specimens so soon as *E. Jacquiflora*.

Should my remarks be of any service to you, I can, at some future period, forward to you a few remarks on different floricultural subjects.

[We thank our Yorkshire friend for his kindness: we shall be obliged by the other promised favours.—CONDUCTOR.]

PART II.

LIST OF NEW AND RARE PLANTS.

AMICA ZYGOMERIS. Yoke-leaved. (Bot. Mag. 4008.) Leguminosæ. Diadelphia Decandria. A native of Mexico, growing in the woods and by river sides, at an elevation of from 5500 to 8000 feet above the level of the sea. It has bloomed in the early winter months in the greenhouse at Kew. It is a tall, fine-growing, acacia-like shrub. The flowers are produced on short pedunculi, about six in each, of a pea form, each blossom near an inch and a half across, of a rich yellow.

CAMPANULA LÆFLINGII. Lœffling's Bell Flower. (Bot. Reg. 19.) Campanulaceæ. Pentandria Monogynia. A beautiful flowering little half-hardy annual, a native of Spain, growing profusely in sandy places. It rises about nine inches high. It requires a similar treatment to *Rhodanthe Manglesii*. The flowers are of a pretty lilac-purple, about an inch across.

CENTRADENIA ROSEA. Rose-coloured. (Bot. Reg. 20.) Melastomaceæ. Octandria Monogynia. Introduced from Mexico by Messrs. Pince and Co., nurserymen of Exeter. It is a neat and pretty flowering half-shrubby greenhouse plant. It is a soft-wooded species, growing a foot high, grows freely in sandy peat soil. The flowers are produced very profusely in branching racemes, of a pretty flesh colour; each flower is about three-quarters of an inch across.

CROCUS INSULARIS. Corsican Crocus. (Bot. Reg. 21.) Iridaceæ. Triandria Monogynia. In the fine collection at Spofforth. The flowers are of a pretty rosy-purple inside, and a golden yellow outside, streaked with reddish-purple; sometimes the outside is tinged with white.

CYNCHES PENTADACTYLON. Five-fingered Swan Neck. (Bot. Reg. 22.) Orchidaceæ. Gynandria Monandria. From Brazil, now in the collections of Messrs. Veitchs and Messrs. Loddiges. The flowers are produced on an erect raceme, six or eight on each. The outside of the flower is green, slightly marked with reddish-brown. The inside is of a pretty yellow, blotched and striped with a crimson-red. Each blossom is near four inches across.

HOVEA PUNGENS, VAR. MAJOR. Pointed-leaved, large variety. (Pax. Mag. Bot.) Leguminosæ. Diadelphia Decandria. This very handsome variety was raised from seeds received from the Swan River colony, by Mr. Low, of the Clapton Nursery. It is like *H. pungens*, but larger and finer, and more showy in proportion; the very rich ultramarine colour of the flowers is, in fact, inimitable. The plant deserves a place in every greenhouse, and wherever introduced will be one of the most beautiful dwarf plants in cultivation. To cause it to be *bushy*, the principal shoots should be stopped to induce the production of laterals.

LÆLIA ACUMINATA. Acuminated lipped. (Pax. Mag. Bot.) Orchidaceæ. Gynandria Monandria. In the collection of the London Horticultural Society, and in several of the general cultivators, having been liberally circulated by G. U. Skinner, Esq. The flowers are produced in a scape, about eight in each. Each blossom is of a beautiful rosy-lilac, with the bottom of the labellum of a rich deep crimson velvet. It is a very pretty species, well meriting a place in every collection.

PASSIFLORA ACTINIA. Sea-Anemone Passion-Flower. (Bot. Mag. 4009.) Passifloreæ. Monadelphia Pentandria. Introduced by Messrs. Veitchs of Exeter, from the Organ Mountains in Brazil, and produced its handsome and highly fragrant blossoms first in November last, and more profusely in the present spring. The petals are nearly white, beautifully banded in circles of red, blue, brown, and white. It is a fine climber, and deserves a place in every plant stove.

PLEROMA BENTHAMIANUM. Mr. Bentham's. (Bot. Mag. 4007.) Melastomaceæ. Decandria Monogynia. Introduced from the Organ Mountains in Brazil, and bloomed the last autumn in the Glasgow Botanic Garden. It is the most beautiful of the genus which has yet bloomed in this country. It is a shrub

of vigorous habit, and blooms profusely from the time of its becoming a foot high. In its native country it flourishes in a rather boggy soil. The flowers are produced in terminal panicles, of a beautiful blue-purple with a white centre. Each blossom is about two inches across. The plant deserves a place in every stove collection.

PERISTERIA HUMBOLDTI. Humboldt's. (Bot. Reg. 18.) Orchidaceæ. Gynandria Monandria. Imported from Porto Caballo, in the province of Venezuela, by John Wilmore, Esq., of Oldford, near Birmingham. The flowers are numerous produced on a long pendulous raceme. Each blossom is near four inches across. Sepals of a reddish brown, numerous spotted. The petals are a rich crimson red, also spotted with darker colour. The labellum is blue, green, yellow, and white, spotted with darker colour. It is a singular and handsome flowering species.

POINCIANA GILLIESII. Dr. Gillies'. (Bot. Mag. 4006.) Leguminosæ. Decandria Monogynia. A native of Mendoza in South America, and has bloomed in the Royal Gardens at Kew outside, at the front of a stove. It has attained the height of seven feet. Its handsome Mimosa-like foliage is beautifully so, and is additionally ornamental when its fine paniced corymbose heads of forty or more flowers are in bloom. They are of a pretty yellow, with fine crimson-coloured stamens about five inches long, which produces a striking contrast. Each blossom is two inches across.

This fine shrubby plant, growing and blooming in the open ground, is one of the finest for every suited situation, and ought to be grown wherever practicable.

RIBES ALBIDUM. Whitish-flowered Currant. (Pax. Mag. Bot.) Grossulacææ. Pentandria Monogynia. A seedling currant raised in the garden of Sir David Milne, at Inveresk, near Musselburgh, and it was in possession of Messrs. Hauchdasydes, nurserymen, at Musselburgh, near Edinburgh, who have sold many throughout the country.

The bush, and in its profusion of flowers, is like the well-known and universal favourite the *Ribes sanguineum*, Blood-flowered Currant. The flowers are of a delicate French white with a pink eye. It is a very valuable acquisition to the shrubbery and flower garden.

PART III.

MISCELLANEOUS INTELLIGENCE.

QUERIES.

ON THE CULTURE OF *ERICAS*.—A young amateur gardener and subscriber to the FLORICULTURAL CABINET (in the south of Ireland) will feel much obliged by directions for the cultivation of *Ericas*, the best period for potting them, best situation in the greenhouse, and at what time, and in what aspect, they should be put out of doors.

March 9th.

ERINA.

ON DOUBLE FLOWERS.—An old subscriber to the FLORICULTURAL CABINET would feel obliged by being informed the plan to be pursued to make the roots that bear single flowers produce double ones.

April 10th.

ON PANSIES BEING DESTROYED BY A GRUB, &c.—I shall feel greatly obliged if you, or any of your numerous readers, will inform me in what way I can prevent the destruction of my pansies by a little grub about a quarter of an inch in length, not thicker than a thread, and of a whitish colour.

The "Gardener and Practical Florist" attributes the failure of the plants not to a grub but to the wind; but this is certainly not often the case with me, as I

lose a great number of my seedlings when they are coming into flower, and consequently too dwarfish and shrubby to be injured by the most gusty weather.

Besides this, a plant attacked by the grub *dies* in a day or two without (at least as far as I or any of my neighbours are aware) any remedy, whilst the only injury the wind can do is the breaking off a few long shoots, which generally, instead of being fatal to the plant, improves it.

Trusting you will forgive me for trespassing so far on your time,

K. W.

ON DESTROYING THE WIRE-WORM.—Will some correspondent favour me by information if there is any remedy known for destroying the wire-worm? Will essence or spirits of tar do it? If so, how is it to be applied, and in what quantity? Will it injure vegetation?

Glasgow.

CARNATION.

ON CAMPANULA GRANDIS.—A subscriber will be much obliged to be informed if the above Campanula is yet sold in the nurseries, and at what price per plant; also if it is too late to obtain one to succeed. The favour of a reply in May Number will much oblige.

[Can be had at 2s. each, be sent by post, and will bloom well this season.—CONDUCTOR.]

ON LOBELIA CYANEA.—A subscriber will be glad to know the price per plant of the Lobelia Cyanea, and if it is a dark blue; it is named in the list of Lobelias offered by the Editor of the CABINET.

[It is a beautiful sky-blue.—CONDUCTOR.]

REMARKS.

LONDON HORTICULTURAL SOCIETY.

April 4.—A communication from Captain Dwyer, commandant of the island of Ascension, was read, containing an account of the success or failure of various kinds of European vegetables, seeds of which had been transmitted to the island. From this it appears that the island is subjected to what are there called "blackwinds," which prove destructive to Haricots, several kinds of Lettuces, and all the taller sorts of Peas; of the latter, two dwarf kinds, viz. *Pois nain de Hollande*, and *Nain vert petit*, stood the climate well, with the *Versailles*, *Sugar*, and *Alphage Cos* Lettuce, *Batavian Endive*, *Portuguese Cabbage*, and *Vegetable Marrow*. Amongst annual flowering plants it is remarkable that those which succeed best are such as have been introduced from the north-west parts of America or from other comparatively cool climates, comprising *Nemophila insignis* and *atomaria*, *Lupinus Hartwegii*, *polyphyllus*, and *grandifolius*, *Erysimum Perovskianum*, and *Campanula Lorei*. A paper, accompanied by a model, was also read from Mr. T. Torbrun, of Knightsbridge, relative to a new method of arranging the sashes in forcing and other houses, so that when air is given the light may not be intercepted by one sash overlaying the other. To effect this, it is proposed allowing the roof to be fifteen feet wide, that the two lower sashes should each be six feet long, and the upper sash three feet; and that the rafters should be continued for a short space at the same angle over the back wall of the house; in giving air, the lowermost sash will slide downwards, the middle one will either remain stationary or move up or down as may be required, and the upper one will, by means of a pulley attached to the back wall, be drawn upwards along the projecting rafters; or, by having the sash secured at the back by hinges, it may be raised vertically by iron rods to any desired height. From Mr. Goode, gardener to Mrs. Lawrence, was a collection of plants, containing an exceedingly beautiful specimen of *Erica transparentis*; *Dendrobium densiflorum*, bearing two dense racemes of gorgeous yellow and orange flowers; *Jasminum ligustrifolium*, trained to flat trellis, and covered with sweet-scented white star-like blossoms; *Æschynanthus maculatus*, forming a dark

green bush, studded with clusters of vermilion and orange; fine plants of the lovely and fragrant *Cytisus fillipes*, *Camellia elegans*, and *Epacris pungens*; a Knightian medal was awarded for the *Dendrobium*, *Erica*, and *Æschynanthus*. Mr. Green, gardener to Sir E. Antrobus, Bart., exhibited *Erica aristata*, potted upon the "one-shift system," forming one mass of bloom, and being, in fact, a perfect model of cultivation; with *E. Willmoreana* and *Linnæoides*, and a handsome specimen of a variety of *Tropæolum tricolor*, with smaller and longer flowers, having more orange about them than those of the old variety: a Knightian medal was awarded for the latter and *Erica aristata*. From Mr. W. Lee, of Bradmore, Hammersmith, several forced *Pelargoniums*. Mrs. Wray, of Cheltenham, sent a magnificent cluster of the beautiful, large, white, funnel-shaped flowers of *Beaumontia grandiflora*, taken from a plant which three years ago was only a few inches high, but which on being put into a box, and placed at the back of a cool stove, made vigorous growth, and is this season producing its flowers for the first time, both on the old spurs and upon the young runners; a Banksian medal awarded. From Mr. Paxton, gardener to his Grace the Duke of Devonshire, a species of *Cymbidium*, from the East Indies, probably new, and called *Devonianum*; although not possessed of much brilliancy, it differs in colour, as well as in foliage, from other cultivated species; a certificate awarded. Mr. Beck, of Isleworth, exhibited a pretty half-shrubby seedling *Calceolaria*, called *Premier*, of good form and colour. Mr. Jackson, of Kingston, sent an extremely fine specimen of *Erica trossula*, clothed with large tresses of snow-white flowers; *E. physoides*, with small pellucid wax-like blossoms; *E. transparentis*, and the delicate rosy purple *E. Cushiniana*; a certificate was awarded for *E. trossula*. From J. Allnutt, Esq., a collection of cut *Camellia* flowers; a handsome seedling *Camellia*, called *Allnuttii*, with flowers of a clearer white than those of the 'old double white'; *C. ochroleuca*, white, with a tinge of yellow; *C. speciosa*, and several pretty *Ericas*; a certificate awarded for *C. Allnuttii*. From the very Rev. Dr. Garnier, Dean of Winchester, fine cut flowers of *Magnolia conspicua*, *purpurea*, *gracilis*, and *Soulangeana*, several hybrid varieties of *Rhododendron*, and *R. campanulatum*, from plants in the open air: a certificate awarded for the *Rhododendrons*. From Mr. Clarke, gardener to W. Block, Esq., a collection of plants, amongst which were well-grown specimens of *Polygala oppositifolia*, *Leschenaultia formosa*, *Bossia ensata*, and the double purple *Azalea*; a certificate awarded for the three latter. From Mr. Low, of Clapton, small plants of a species of *Pultenæa*, with dense heads of dark yellow and reddish-brown flowers, and a pretty species of *Bossia*, both raised from Swan River seed; a seedling *Epacris*, raised from seed of *E. grandiflora*, which it resembles in habit, but not in the form or colour of its flowers; and a beautiful seedling *Camellia* of a dark carmine colour, with finely-formed back petals, but not well filled up in the centre; a Banksian medal awarded for the two former plants. From C. B. Warner, Esq., a well-grown specimen of the lovely *Dendrobium pulchellum*; *Epimedium macranthum*, a beautiful hardy plant, with singularly formed white and purple flowers; and two Madras Citrons; a Banksian medal awarded for the *Dendrobium*. Mr. Conway exhibited several seedling *Azaleas*, of a dark salmon colour, with well-bloomed plants of *Pelargonium Lanei*. From Mr. Rivers, of Sawbridgeworth, were a beautiful collection of cut Rose blooms, particularly of *Pactolus*, a yellow tea-scented variety; *Madame Bureau*, a white China, with salmon-coloured centre; and *Duc d'Aumale*, a crimson Bourbon, finely cupped; a certificate awarded. From Messrs. Lane, of Berkhamstead, a well-grown collection of Roses in pots, comprising *Eugene Beauharnois*, an exquisitely-formed China Rose, of a deep crimson colour; *Armosa*, a flesh-coloured Bourbon; *Duchess of Sutherland*, *Comte de Paris*, and *Madame Laffay*, hybrid perpetuals; Messrs. Lane also exhibited two boxes of cut Rose blooms, and a good specimen of the double white Chinese Primrose; a Banksian medal awarded for the Roses. From Messrs. Paul, of Cheshunt, there was also a very handsome collection of cut Roses, for which a certificate was awarded; with a singular and rather handsome seedling *Cineraria*, showing a disposition to quill, by the purple rays of the flower being drawn together at some distance from their bases, and thus forming a tube having a silvery appearance; for this a certificate was also awarded. Mr. J. Thomson, of Hammersmith, sent several

pretty seedling *Cinerarias*. From Lady Rendlesham were some handsome and well-flavoured Oranges, grown in a greenhouse. From the garden of the Society were a collection of Orchidaceous and other plants, comprising a small specimen of *Dendrobium Heyneanum*, a pretty species, very lately received from the west coast of India, with delicate white flowers, having a lemon centre; the beautiful *Oncidium luridum guttatum*, several species of *Epidendrum*, a fine specimen of *Cyrtopodium punctatum*; a new species of *Spiræa*, called *lanceolata*, from Japan, with corymbs of pretty white flowers, bearing considerable resemblance to those of *S. chamædrifolia*; *Acacia alata*, blooming profusely; *Saxifraga ciliosa*, and a blue *Cineraria*, called *Unique*.

April 18.—Mr. Goode, gardener to Mrs. Lawrence, exhibited a collection of plants containing a magnificent specimen of *Dendrobium aggregatum*, covered with its drooping racemes of orange; the insignificant *Saccolobium micranthum*, bearing a spike of minute pink and purple flowers; *Cattleya Skinneri*, of a deep violet purple; *Lalage hoveæfolia*, a pretty greenhouse shrub, with yellow and chocolate-coloured flowers; *Cyrtoclitium hastatum*, and fine clusters of the crimson *Combretum macranthum*; a Knightian medal was awarded for the *Dendrobium*, *Cattleya*, *Lalage*, and *Combretum*. From Mr. Ferran, gardener to Lady Rendlesham, plants of *Erica micans* and *ovata*, *Correa speciosa*, and *Kennedyia dilatata*, a Lemon-tree bearing fruit, and a dish of handsome Oranges, grown in a greenhouse. From Mr. Smith, of Kingston, *Azalea mirabilis* and *phœnicea alba*, with seven seedling *Azaleas*. From Mr. Green, gardener to Sir E. Antrabus, Bart., twelve fine seedling *Calceolarias*, for one of which, remarkable for its beauty, and called *Eclipse*, a certificate was awarded; with four seedling *Cinerarias*, one being purple, with a well-defined circle of white surrounding the centre. From Messrs. Lane and Son, two seedling *Cinerarias*, a well-cultivated collection of *Roses* in pots, amongst which was a beautiful specimen of *Perpetual Albert*; and a collection of cut *Rose* blooms; a certificate was awarded for the collection in pots. From Mr. Hogan, gardener to H. Pownall, Esq., a *White Banksian Rose*, a fine plant of *Erica Australis*, seven feet high, and covered with bloom; a purple *Azalea*, and *Fuchsia cordata*: a certificate awarded for the *Erica*. From Messrs. Chandler and Sons, a fine plant of *Rhododendron purpureum maculatum*, with purple flowers, very darkly spotted in the throat, and a plant of *Trillium grandiflorum*: certificate awarded for the former. Messrs. J. and H. Lee, of Hammersmith, exhibited two plants of a beautiful scarlet hybrid *Rhododendron*, called *Mars*; one white ditto, called *Venus*; a striped white and purple *Camellia* imported from Spain, and cut flowers of *Ribes Beatonii*: a *Banksian* medal awarded for *Rhododendron Mars*. From Mr. Clarke, gardener to W. Block, Esq., an exceedingly fine specimen of *Epacris grandiflora*, with *Rhododendron Smithii*, *Templetonia glauca*, and *Tropæolum Jarrattii*. *Banksian* medal awarded for the *Epacris*. From Messrs. Veitch, of Exeter, a plant of *Cyrtopodium punctatum*, in which the bracts as well as flowers are beautifully spotted with pale brown and yellow. From Messrs. Lucombe, Pince, and Co., a plant of *Epidendrum aurantiacum*. From S. Rucker, Esq., a well bloomed plant of *Chysis bractescens*, with white wax-like flowers, and a bright yellow labellum; and a specimen of *Epidendrum Stamfordianum*: a *Banksian* medal awarded for *Chysis bractescens*. From Mr. C. Adams, gardener to Mrs. Morris, of the Retreat, Battersea, a fine plant of *Maxillaria aromatica*, forming quite a nest of sweet-scented yellow flowers; *Epidendrum aloefolium*, and *crassifolium*: *Banksian* medal awarded for the two former. From C. B. Warner, Esq., a plant of the beautiful *Epidendrum bicornutum*. Mr. Carsons, gardener to W. F. G. Farmor, Esq., exhibited a seedling *Cineraria*. From the very Rev. the Dean of Manchester were several blooms of his handsome seedling *Camellia*, called *Lysantha*: a certificate was awarded for it. Mr. H. Low, of Clapton, sent a plant of *Camellia Lowii*, a bloom of which was exhibited at the last meeting: the petals are regularly cupped, of a bright carmine colour, and more full in the centre than when last shown: a certificate was awarded for it. From Mr. Kinghorn, gardener to Alex. Murray, Esq., a seedling *Calceolaria*, named *Candidate*. From Mr. Doran, gardener to T. Hawes, Esq., three magnificent *Hydrangeas*, with pale blue trusses, nearly a foot in diameter, and leaves nine inches long by eight inches wide: a certificate was awarded for

the Hydrangeas. From Mr. H. Groom, a small plant of *Bossiaea eriocarpa*. From W. Bromley, Esq., *Camellia* flowers cut from a plant which has been growing for four years without protection against a N. wall. From Mr. Conway, of Old Brompton, a seedling *Azalea*. From Mr. Gaines, of Battersea, two hybrid *Rhododendrons* and a seedling *Cineraria*, called *Ne plus Ultra*. Mrs. Lavater, of the Retreat, Deptford-lane, Peckham, exhibited the fruit of a small Palm-tree, inclosing the seeds or nuts, from which a sort of Arrowroot is made in Mexico. Messrs. Stevenson and Co. exhibited one of their improved double cylindrical boilers. From the garden of the Society were a collection of plants, comprising *Epidendrum primulinum* and *Cattleya Skinneri*, fine plants of *Acacia marginata* covered with sulphur-coloured spikes, and *Grevillea longifolia*, having the under-surface of the leaves clothed with a substance resembling silk, and with its curious one-sided spikes of crimson flowers turned upwards; a pretty species of *Arbutus*, found in Mexico by Mr. Hartweg, and bearing large panicles of milk-white flowers at the extremity of every branch; with cut blooms of *Rhododendron angustum* and a fine deep rose-coloured hybrid variety, and four species of *Berberis*. A most beautiful and curious *Dendrobium*, from Manilla, of the Spatulate section, with straw-coloured flowers stained with lilac, exhibited by Mr. Loddiges, received the Banksian medal. We understand that after the meeting was over, a box of Orchidaceous plants was received from Mr. Appleby, gardener to T. Brocklehurst, Esq., of the Fence, near Macclesfield, the presence of which, at the exhibition, would have been a treat to the lovers of *Orchidaceæ*. Among the varieties that it contained were a raceme of *Dendrobium discolor*, nearly two feet long, two varieties of *Dendrobium Pierardi*, in great beauty, *Maxillaria cristata*, *Schomburgkia crispa*, a red edged variety of *Gongora maculata*, and the larger variety of *Epidendrum aurantiacum*, all in a state of most vigorous health.

ON FUMIGATING GREENHOUSES.—In your last month's Number a correspondent, signing himself a "Welshman," gives an account of his fumigating apparatus, which is very good, and similar to one I have used for many years, remarks on which I would refer him to in the 47th page of the eighth volume of your *FLORICULTURAL CABINET*. The flame of a candle or lighted paper I find quite sufficient to ignite the tobacco.

Cornwall.

C. W. F.

ANSWERS.

YELLOW CACTUS AND SCARLET PASSIFLORA, &c.—Your correspondent "Dahl" asks for information relative to a yellow Cactus. A beautiful kind of this colour is, comparatively speaking, common in the island of Java, from whence I received a very fine healthy plant about five months since. The size of the flower is nearly that of the *Jenkinsonii*. There is a small yellow one also found in the Brazils, in the districts about Pareiba, which I expect to receive next month, but the colour is not near so distinct as the East India one. A scarlet *Passiflora* is common in several parts of Chili and Peru, but the colour is anything but good. As I am well aware you are anxious to hear of the arrival of new plants and seeds from abroad, I beg to say I have just received a package from India, amongst which are the following, with 100 others.

Manchester, April 11th, 1843.

G. T. D.

Olea Robusta.
Hibiscus Violaceus.
 ——— Rigidus.
 ——— Tortuosus.
 ——— Macrophyllus.
 ——— Populineoides.
Nelumbium Speciosum (red).
 ——— (white).
Ziziphus Coracota.
Uvaria Odoratissima.

Uvaria Macrophylla.
Nymphocya Cyania.
Sida Arida.
 ——— Polyandra.
Echites Paniculata.
Elodia Pulehella.
Convolvulus Umbellatus.
Acacia Ferruginea.
 ——— Stipulata.

ON HYDRANGEAS.—In answer to your correspondent S. P.'s inquiries, I can inform him that the finest *Hydrangea* I ever saw was at the Priory, Isle of Wight, the seat of E. Grove Smith, Esq. It is some years since I saw it, covered with flowers, and was told 800 heads had been counted on it, and that there were more. It was in a very sheltered situation, where the soil appeared to be mostly formed from decayed leaves. In Guernsey the *blue Hydrangea* is much more frequently seen than the red; they are of a very brilliant hue, and grow to a large size. Your correspondent might probably obtain much information as to their culture by applying to Mr. Luff, nurseryman, Rohri's Road, or Mr. Ridout, nurseryman, Doyle's Road, Guernsey.

At a cottage in Shraklin Chine, Isle of Wight, there were two *Hydrangeas*, some years ago, growing one at each side of the door, in apparently the same soil, the flowers on one were blue, on the other red. It is some years since I have been at Shraklin, so that I cannot say whether they are yet in existence.

D. O.

LIST OF FUCHSIAS THAT FLOURISH WHEN GROWN IN THE OPEN AIR.—In reply to our correspondent at Alloa, we insert the names of the *Fuchsias* which with us flourish in the open ground. The treatment we pursue with them is as we gave in former articles upon them. Our soil is a sandy loam, on a dry subsoil, and the bed is elevated about for our six inches above the grass edging.

Admirable.	Erecta.	Multiflora crecta.
Anato.	——— tricolor.	Meteor.
Aurantia.	Fairy.	Phœnix.
Arago.	Flora.	Pendula.
Arborea.	Formosa.	——— splendens.
Atrosanguinea.	——— elegans.	——— terminalis.
Arborea grandiflora.	Floribunda.	Princeps.
Blanch.	——— (May's)	Palmerii.
Bicolor.	——— magna.	Ricartoni.
Bruceana.	Grandis.	Racemiflora.
Blanda.	Globosa.	Racemosa.
Butcheri.	——— rosea.	Ricartonia.
Compacta.	——— maxima.	Standishii.
Cordifolia.	——— variegata.	Smithii.
Chandlerii.	Grandis.	Splendida.
Curtissi.	Grandiflora.	Sanguinea.
Carnea.	——— maxima.	Stylosa.
Cordata.	Hybrida.	——— conspicua.
Crogganniana.	Hortense.	——— elegans.
Cordata superba.	Hybrida coccinea.	——— maxima.
Clio.	Hopveri.	——— pulchella.
Conspicua.	Insignis.	Thompsonia.
Clintonia.	——— superba.	——— superba.
Conspicua arborea.	Inflata.	The King.
Craigiana.	Ilicifolia.	Towardii.
Cooperii.	Invincible.	Tricolor.
Devonia.	Loudoni.	Tilleryana.
Dalstonia.	Longiflora.	Triumphans.
Dicksoni.	Longifolia.	Usheri.
Excorticata.	Middletonia.	Vernalis.
Excelsa.	Magnifica.	Venustum.
Enchantress.	Majestica.	Venus Victrix.
Eximia.	Monneypenni.	Woodsi.
Elegans.	Miabilis.	Youelli.
——— superba.	Multiflora.	

[To the above we have a considerable number of older sorts, as well as recent seedlings not named, which thrive well in the open border, taking care of winter protection over the roots, &c. Venus Victrix, Monneypenni, Ilicifolia, Aurantia,

and Princeps, we have not had the opportunity of a winter's trial, but in summer they grow vigorously and bloom freely, and being of a similar twiggy character to many of the kinds which endure winter well, we doubt not but they will equally so. The prices vary from one shilling to two shillings each, but they are so cheap that a collection of very beautiful distinct kinds of this truly elegant tribe of plants may be formed at a trifling cost, and which will be ornamental from June to November.—CONDUCTOR.]

FLORICULTURAL CALENDAR FOR MAY.

TENDER OR STOVE ANNUALS.—When it is desired to have some plants to bloom late in autumn, as Balsams, Cockscombs, Browallis, &c., seeds should now be sown, and the plants potted off into small sized pots, as soon as they are large enough, using a rich soil.

GREENHOUSE.—During the early part of May, a few frosty nights generally occur; in consequence of which, it is advisable not to take out the general stock of plants before the middle of the month, or even, in cold situations, before the 25th. Whilst the plants, however, remain in the greenhouse, let them have all the air that can be given, during the day, and at nights if no appearance of frost. Particular attention will now be required to afford an ample supply of water to free growing kinds of plants. Frequently syringe them over the tops at evening, just before sun-set. If any of the plants be attacked with green fly, or any other similar insects, apply a sprinkling of tobacco water, diluted with water, by adding to one quart of the liquid five of water; in applying which to the plants, syringe them at the under as well as upper surface of the leaves: a repetition will rarely be required. This mode of destroying the insects is far preferable to fumigation, no injury being sustained by it, even if applied in a pure state. The liquid can be obtained of tobacconists at 10*d.* or 1*s.* per gallon. Inarching Orange or Lemon trees may still be performed. It is a good time for increasing plants by cuttings, striking in moist heat. Greenhouse Annuals—as Salpiglossises, Globe Amaranthuses, Balsams, &c.—should be encouraged by a little warmth, and shifted into larger pots, early in the month; so that the plants may make a show, to succeed the removal of the general collection of greenhouse plants. Cuttings or suckers of Chrysanthemums should now be taken off, if not done before. *Triveraniam coccinea*, longiflora, rosea, &c., plants, should be potted singly into a light rich soil, and be forwarded in the stove, and repotted as they advance in growth, not too much at a time, but as root room appears necessary. *Lobelias* for the greenhouse should be similarly treated, as to potting, &c.

FLOWER GARDEN.—Continue to protect beds of Hyacinths, Tulips, &c. Carnations in pots should be encouraged by manure water, &c., in order to grow them vigorously: care in striking them will be required. By the middle of the month, half hardy annuals—as China Asters, Marigolds, &c.—may be planted out in the open borders. Some of the best kinds may be potted, as done to the more tender sorts. Many kinds of greenhouse plants—as *Petunias*, *Salpiglossises*, *Salvias*, *Fuchsias*, *Heliotropes*, &c.—should now be planted out in the open border. *Dahlias* that have been forwarded in pots, frames, &c., may be planted out towards the end of the month. Seedlings may be pricked out, in a warm situation, having a deep, fresh, rich soil. When Stocks, *Mignonette*, China Asters, &c., are wished to bloom late in the year, seeds may now be sown, either under a frame or on a warm border. Slips of double Wallflowers should now be put in under a hand-glass. Seeds of biennials—as Sweet Williams, Scabious, Campions, &c.—should now be sown. Tuberoses, for late flowering, should now be planted, either in pots or warm borders. Offsets of *Campanula pyramidalis* should be planted in rich soil, and placed in the greenhouse. Repotting must be continued till they cease to grow; by this means the plants will reach eight feet high, and be very branching.





1. *Ipomoea grandiflora* 2. *Ipomoea atropurpurea*



Cim. arva. septem. ultra. 2. D. C. natural. 3. V. septem. ultra. 4. late.

THE
FLORICULTURAL CABINET,

JUNE 1st, 1843.

PART I.
EMBELLISHMENTS.

ARTICLE I.

No. 1.—ACHIMENES GRANDIFLORA.—LARGE FLOWERED.

GESNERIACEÆ. DIDYNAMIA ANGIOSPERMIA.

THIS valuable acquisition to the formerly termed tribe *Cyrilla*, or *Triverania*, was discovered in Mexico growing in shady situations, and having been sent into this country last year, is now in most of the extensive nursery collections; we early obtained a stock of it. It is of a more vigorous habit than *A. longiflora*, more like *A. pedunculata*, but blooms similarly to the former. Like the other kinds it deserves a place wherever it can be grown. It is of easy culture, requiring the same treatment as the others, of rapid growth, and when grown in contrast with the other handsome species gives a fine effect to the group.

No. 2.—ECHITES ATROPURPUREA.—DARK PURPLE FLOWERED.

APOCYNACEÆ. PENTANDRIA MONOGYNIA.

The collector of Messrs. Veitch, of Exeter, discovered this ever-green twining plant in Brazil, and it was by them exhibited at the London Horticultural Society's Exhibition at Chiswick. It bloomed first with them in July of last year. It is a slenderish growing plant, blooming very freely, and is an interesting object when trained to a wire frame, &c. The flowers emit a pleasant fragrance, and the peculiar colour of them strikingly contrasts with the beautiful yellow species, *E. suberecta*; both well merit cultivation.

No. 3.—CINERARIA, var. CŒLESTIAL.—HARRISON'S CINERARIA, var.

The above are beautiful hybrids, the handsomest we have seen of their kinds, and deserve a place in every greenhouse. This lovely tribe is now coming into much repute; we have raised a considerable number, which are now in profuse bloom, and amongst them are some of considerable beauty, especially of the various shades from light sky-blue to the deepest and richest. We have seen several very beautiful ones in the neighbourhood of London, and they are amongst the most ornamental plants for the greenhouse; with proper treatment blooming from March to October.

No. 4.—NEMOPHISA DISCOIDALIS.

This very singular flowering *Nemophila* was sent to us by our friend Mr. Cripps, nurseryman, of Tonbridge Wells in Kent, and will be a striking contrast with the other pretty kinds.

ARTICLE II.

A REPLY TO MR. SLATER'S REMARKS ON THE ARTICLE
BY A MIDLAND COUNTIES' FLORIST.

IN replying to Mr. Slater's observation on my last Article, inserted in the March Number of the *CABINET*, I shall proceed to consider his remarks *seriatim*.

Mr. Slater commences by stating his hesitation in replying to such remarks because they are anonymous. On this point I merely observe, that I am not the first anonymous contributor to the *CABINET*, and that my name cannot have any weight with the readers in forming their judgment upon the merit of disputed flowers. In the next place, I give an unqualified contradiction to the assertion, that "Don John" was raised in my neighbourhood or district, as Mr. Slater terms it; my residence being more than sixty miles from Cambridge, where the raiser of the flower in question resides, and to whom I am personally unknown; neither do I admit the charge of partiality for a particular flower, on the untenable ground of its being raised in my neighbourhood.

I assure Mr. Slater that I have carefully perused his condemnatory allusion, deprecating the merits of "Don John," and that it was its sweeping nature alone which induced me to reply; and although the

ambiguity of the passage may cover a retreating point, its general import cannot be mistaken by any disinterested peruser of it. As some of your readers, probably, have not noticed it, I briefly introduce it here. Mr. Slater having concluded his animadversions upon Mr. Glenny's remarks on his descriptive list of Tulips, proceeds:—"The day of deception is over, and the northern florists are awake to the few pairs more of that splendid Don John, and a few roots of those splendid takes in; we want a pennyworth for a penny, not things deficient in every good point."

Does Mr. Slater mean to construe the above remarks into a *slight allusion to the flower?* or is he apprehensive that the Don, like another southern flower, "Sharpe's Wellington," may ultimately prove an unwelcome visitor amongst the multitudinous varieties with which the collections of the northern florists abound? I allude to this flower more particularly in consequence of having observed that on its appearance in the north as a newly raised Picottee, it obtained seven prizes, viz., three premiers, two firsts, and two seconds. This flower, like most others, is uncertain, but in its best state it will take precedence of the brightest gem that has yet emanated from the north, notwithstanding its *bad shaped pod*.

As Mr. Slater has placed his main point of attack on "Don John," because every petal does not happen to possess the dark bizarre stripe constituting perfection, I am sure the florists generally would be gratified by his furnishing them with a list of Bizarres in which this great desiderata has been attained. I presume, from Mr. Slater's remarks on the Don for this deficiency, that some such *lusus naturee is to be found*, but judging from the wafery and butterfly appearance of some of the flowers placed on the northern stages, it must make its appearance in a more congenial atmosphere than where Mr. S. is located.

I shall not notice the very flattering adulation bestowed on the floral attainments of some of Mr. S's northern brethren, nor yet the well-known fact of the northern florists being far behind the southern ones in their ideas of perfection of florists' flowers, particularly of the Dianthus tribe, but proceed to notice the flowers which Mr. Slater has prominently put forward as having obtained single bloom prizes at the London Exhibitions last year, which are "Chadwick's Brilliant," "Beauty of Woodhouse," and "Robert Burns." Mr.

Slater ought to have stated that they were shown at *one* of the *two* *Metropolitan Exhibitions*, and not to have stopped short when he had selected the northern flowers as an example of their superiority over other cultivators. On referring to the report of the Floricultural Society of London, I find the winning varieties of single prize blooms which Mr. Slater has omitted to notice were, "Martin's Splendid," (a midland counties flower, and which ere long will prove a troublesome sort to the northern exhibitors, by shutting out many of their pet varieties,) "Twitchett's Queen of Scarlets," "Bates's Briseus," "Sharpe's Wellington," "Kirkland's Augusta," "Headley's Scarlet Picottee," and "Gidding's Vespasian," the productions of southern florists; and at the other metropolitan exhibition the single bloom prizes were all obtained with southern flowers, while on a comparative estimate of those exhibited in pairs the southern Carnations and Picottees had a majority over their northern compeers in the ratio of about 100 to 20.

Mr. Slater's description of "The Beauty of Woodhouse" is as follows: "good pod and petals, flower large, colours good, but apt to come nearly *white*, but when caught fine, will invariably take a first prize." Now, if this flower in a good state *invariably* takes a *first prize*, it must necessarily be the *best purple flake known*, as I am not aware of any other variety being able to *ride over all competition* in so decided a manner. I understand "Chadwick's Brilliant" is a good flower, but liable to a blush white; if this is a prevailing characteristic it must greatly detract from its merit. I saw a flower of "Robert Burns" at a large cultivator's last year, and refused to order it, although I subsequently added it to my collection, from observing how it had been placed at the London show.

I cannot help imagining that Mr. Slater's sarcastic allusion of "a fine proportioned man with one leg, &c.," as a model of beauty, may find a parallel in his description of "The Beauty of Woodhouse," which he quotes as a first-rate flower, but "*apt to come nearly white!*" Thus, it appears, the very fault selected as an extinguisher for the Don, is a fault this star of the north is admitted to be liable to, yet no allusion is made to its value being deteriorated by this circumstance.

I never entertained any doubt as to the merits of several of the northern flowers, but when names are vauntingly put forward in the

shape of a challenge to midland or south country growers to produce similar proof of merit, it is, as in the present case, frequently necessary to have recourse to a more detailed account for the purpose of exposing the fallacy of such arguments.

It is an admitted fact, that uncertainty is a leading feature in florists' flowers, and that art must assist nature, but some restriction ought to be placed on the operator to prevent his distorting nature by leaving a loose collection of petals which the slightest agitation would displace, and present more the appearance of a flower partially destroyed by vermin, than a specimen staged for floricultural competition.

ARTICLE III.

REMARKS ON DESCRIPTIVE LISTS OF TULIPS.

BY DAHL, KENT.

MR. EDITOR,—Allow me, sir, through the medium of your excellent work, to express my thanks to your worthy correspondent, Mr. Slater, for his descriptive list of Tulips, and though, perhaps, not so perfect as the author could have wished, yet a great point is achieved, a beginning is made; for I believe there is nothing of the kind extant except the short ones that have appeared in the CABINET; and he certainly deserves the encouragement of the amateur growers of Tulips.

It is not to be expected that all the descriptions given would agree with all the varieties grown under the names in all parts of the kingdom, for different cultivation and different localities must have considerable influence.

I have read Mr. Glenny's remarks on the above descriptions, and think them uncalled for, and not in accordance with truth; there are some spirits who are never so happy as when they are in a storm, and will leave no pains to raise one. Mr. Glenny seems one of them, and his remarks are most flagrant subterfuges, and to every observant reader they convey an idea that there are some unmentioned ends to answer in making such remarks; he twirls the descriptions about in order to answer his own purposes. They will be read by many a grower with suspicion, and the young beginner may be entirely stopped when just merging into the fancy, considering that if he proceeds he may be made the victim to impositions.

If Mr. Glenny could mix his talent and his practice together, and put aside that continued propensity which seems to encircle him, to find fault with everything and every body, his papers would then be read with interest and pleasure; and this conveyed to the public without one tinge of spleen or discontent would be well received and answer an useful purpose.

I do not mean to say that Mr. Slater's catalogue is without faults, but seems hardly worth mention, such as being set down in different rows to what we grow them here, and this will arise often from cultivation and localities. There is certainly a mistake in the description of *Triumph Royal*, and what he grows for it cannot be what is grown here; what I grow for *Triumph Royal* is round in the petals, good shoulder, and splendid cup; and to my fancy, one of the finest *Roses* we have. I hope the time is not far distant when we shall have a descriptive list of Tulips as we have of the *Dahlia*, and then amateurs will be well able to judge what will suit them.

I do not like the fuss that is made about *Polyphemus* and *Strong's King* being two of the best *Bizarres* grown; that there are some fine strains of *Polyphemus* is certain, but they are hard to get at, and to one good one there are fifty bad; and perhaps there is not one grower out of twenty who has a fine strain. What was *Polyphemus* twelve or fifteen years since is now discarded; such being the case caution ought to be used in saying too much for it. As for *Strong's King*, if there ever was any good blooms of it I have never been so fortunate as to have seen them; I do not grow it; it sells at too high a price for such a flower; if at five shillings instead of five pounds it would be more grown for variety's sake. In my opinion *Pompre Tennebre* is a more decided good thing than either of the above, and there are many others quite as deserving a place in a select bed.

I was pleased with your figure of my friend Tyso's *Polydora*; it is a very pretty thing, and evidently broke from a *Polyphemus* breeder; I saw a break some few years since from a *Polyphemus* breeder so much like it that I recognised it again as soon as I saw the plate; there are a great many of these breeders in the hands of the fancy, but their inclination to clear out are like angels' visits, few and far between.

May 8, 1843.

ARTICLE IV.

REMARKS ON THE CULTURE OF THE CHRYSANTHEMUM.

BY CLERICUS.

THIS being the period of commencing operations with the Chrysanthemums in order to secure a vigorous bloom, and observing some remarks by an inquirer as to the best mode of treatment, I hasten to forward the following, by pursuing which I have succeeded admirably.

At the end of April I take off suckers or cuttings, the latter soon strike root, and place them, after insertion in pots, in a frame kept close and moist; as soon as they begin to push I re-pot them into small pots in a rich soil; after the plants have struck again I give them a little air, gradually exposing them as they will bear it, letting them have full exposure as soon as fully re-established.

The shifting of the plants in the earlier part of the summer is particularly attended to. If this is neglected, no good after management will save them from losing their leaves and looking badly in autumn and winter. As soon as they are fairly starting into growth, the top of each is nipped out with the finger and thumb, which causes several young shoots to spring from the under part of the plant, and thus form it into a compact bush. This is repeated two or three times with advantage in the earlier part of the season with the free flowering kinds; but after the plant is fairly formed it is discontinued, otherwise the flowering would be injured. The size of the pots into which the plants are shifted depends entirely upon the views of the cultivator. Large pots, such as 16's, 12's, and 8's, for the last shifting, answer well for fine leafy plants; but where this size is inconvenient, of course they are grown in smaller pots, and may be flowered well in 32's and 24's.

The soil for their growth can scarcely be too rich; about equal parts of loam, dung, leaf-mould, and sand, make an excellent compost. Manure-water is also an excellent material, with which they are watered twice or thrice a-week during the growing season. Exposed as they are fully to the sun, they require a very abundant supply of water, which ought never to be neglected, because if it is, the under leaves will fall from the plants and make them unsightly. An abundant supply of water, and particularly manure-water, at certain

times, rich free soil, judicious "stopping," and ordinary management in other respects, will always ensure an abundant bloom upon these plants in autumn and winter, when we have little else to render our greenhouses and conservatories gay. And as they are grown all the summer in the open air, those who have a cool vinery or any other empty house in the autumn, can easily have plenty of flowers at that season, with but little extra room. They may be removed to the house about the middle of October, when some of the earlier kinds are just coming into flower. It is a bad plan to take them in too early, as the leaves generally begin to fall soon afterwards.

Those who wish to make very large specimens with little trouble, sometimes plant them out in a rich border in April or May, as soon as the cuttings are rooted. Here they grow with great luxuriance, and are very large and bushy when the time comes for taking them up and removing them into the greenhouse. In autumn they are taken up carefully, and placed in a shaded situation for a few days, until they recover from the effects of the operation, and are then taken to the greenhouse. There is another plan for making small dwarf flowering specimens, which deserves especial notice. The young shoots which have grown to a considerable length have their points "layered" about the month of August in small pots. As soon as they are well rooted they are cut from the parent stock, repotted, and placed for a short time in a shaded place until they recover. They are then subjected to the same treatment as the others, and generally flower on stems about a foot or eighteen inches in height. I had a splendid stock this size last autumn; after blooming I cut the tops off, and placed the plants in a cool frame, sufficient to protect from frost, giving air whenever likely, and fully expose them at the end of March or early in April.

ARTICLE V.

ON A NEW METHOD OF POTTING PLANTS.

BY A FOREMAN OF A LONDON NURSERY.

YOUR having inserted on former occasions several communications I forwarded for the CABINET, induces me to forward some remarks on what has recently been the subject of considerable remark, and is now termed one-shift system of potting plants. Considerable doubts

existed with many as to its suitableness, but I think enough has now been demonstrated in the splendid specimens so treated during the last year in the collection of Mrs. Lawrence, at Ealing Park, to justify its adoption where there is plenty of room, and fine specimens be the object desired.

It does not astonish me that the "one-shift" system has already called forth the doubts and opposition of people who have been so long accustomed to practise, and that with the best success, a very different mode of shifting pot-grown plants. As there is, however, a right and a wrong way of doing everything, success or failure must depend upon which of these two opposite modes guides the operation. Few of those persons who sift soil for their pot-plants will adopt the one-shift system or allow of its being successfully practicable, and they are quite right. Roots, from their nature, diverge out horizontally, will always (be the pot ever so large) extend towards, and soon reach, the side of the pot, and that often in sifted soil, without making scarcely a lateral fibre or spongiole; because it is only at the sides that they can receive the necessary quantity of air and moisture, and without sufficient of both a plant cannot do well. It is the absence of air excluded by the compact nature of the sifted soil run into a mass by hand watering, that in a pot prevents the formation of roots and fibres in the centre of the ball of earth; which circumstance, joined to the tendency of a body of fine but ill-drained earth to sour when watered profusely, occasions the death of plants shifted into too large pots by the common mode. But when unsifted soil is used, thus providing for the admission of air, and guarding against the possibility of the soil running together (as it is called); moreover, pieces of porous stone are intermixed with the soil to form reservoirs of moisture and air, and at the same time barriers to make the roots deviate and divide in their course before they reach the side of the pots. To this is added attention to proper drainage, without which but comparatively few terrestrial plants will do well; but when so treated and have suitable soil, they progress as when grown in their natural habitats, and become the finest specimens. And it gives them the same means of attaining an early and luxuriant maturity in pots; seeing that, in many places, there is no convenience for having appropriate borders or beds in plant-houses, and, where there is, the specimens cannot be so easily controlled, nor are they at all portable,

Numerous experiments have been made, and it has been shown that, by the common way of potting, no such ends could be brought about; since plants which were placed in pots very considerably larger than those which they seemed to require, almost invariably suffered, to a greater or less degree, from the stagnation of water in the soil. And as this accumulation evidently formed the chief obstacle to the adoption of large pots for the smallest plants, it was very justly thought that anything which could be employed to drain effectually the entire mass of earth so that no water could stagnate therein, would give the means of allowing young plants in pots all the benefits which they would derive from being planted in beds.

To promote this object small specimens were shifted from what are called sixty-sized pots, to those which were nine inches or more in diameter, using a turfy fibrous soil, divested of none of its rougher matters, and mixing with it a quantity of broken sandstone, in pieces from a quarter to half an inch square. By the united aid of the turfy and vegetable matters in the soil, and the fragments of stone scattered throughout, it was thus kept porous and open, without even a tendency to become hardened, consolidated, saturated, or sour; and the plants thrived in it with the rapidity and health of those which were placed in a border, while, being situated nearer the glass, and more subjected to the agency of air, &c., they began to flower much sooner, and more abundantly.

Since these first investigations were made, the system has been pursued very extensively by Mr. Goode, the very skilful gardener of Mrs. Lawrence, and produced results of a most astonishing nature. Applied to Heaths and New Holland plants particularly, it has effected wonders. Some species of the former were so potted last spring, from the cutting-pots in which they had been struck, immediately to large pots, nine, ten, or more inches across, and placed in frames near the glass, with abundance of air during summer, a current being admitted at the bottom of the frame, being raised by a brick at each end. The issue has been that, in the autumn, the specimens were a foot high, and singularly bushy; for a few that develop lateral shoots with the greatest slowness and scarcity, were largely and liberally furnished with them. Other and freer-growing kinds had formed, in the same period, and by the like treatment, specimens nearly eighteen inches high, of the most compact and perfect figure, and had twice

shown a disposition to flower, which was repressed only that they might bloom better in the present year.

In the case of some New Holland plants, the effects were even more astounding. Beautiful specimens, from one to two feet high, and as dense and spreading as could be desired, and in an admirable flowering condition, were obtained in one season. In most instances their bushiness had been produced by repeatedly stopping their shoots, but others naturally became so.

I had several opportunities of seeing the plan, from its first adoption by Mr. Goode up to the present month (May), and I repeat, its effects are astonishing.

The plants are thus brought nearer to a state of nature, while, at the same time, they have all the aid which art can give; and it is quite clear that their existence in a soil which does not impede the extension of the roots till they arrive at a given boundary, is in the highest degree favourable to all the purposes of the culturist. They advance more healthily and uninterruptedly; and they are better prepared for fulfilling the design of a free development of flowers.

This mode of treatment causes the plants in the first, or at most the second season, to form bushy specimens, so that they soon form objects of beauty; arriving at a prime condition thus early they sustain blooming without injury, which is often fatally injurious when grown in the old system of re-potting, &c.

I have observed in the CABINET that the Conductor has frequently directed correspondents to employ soil not sifted, and a free drainage; and in this one-shift system these are the very essentials to success. A layer of broken pots two inches deep should be at the bottom of the pot, upon which place pieces of turfy soil to two or three inches more depth, or some moss to the same thickness when pressed. The compost should not be sifted, but chopped, retaining the fibrous material as much as possible, and even stones, if not larger than a pigeon's egg. A pot being filled up in this way, the young plant is to be planted in it, taking care to have the bole of the plant higher than the other portion of the earth in the pot, for it often happens when water is allowed to settle most at the centre, round the bole, that the tender kinds die in consequence. This is particularly the case with *Ericas*, *Epacrises*, *Pimeleas*, *Leschenaultias*, and similar delicate plants. These particulars in the general being attended to,

and to those kinds which are not naturally inclined to be bushy, the stopping of the leading shoots twice or thrice in the growing season, and it is readily done by pinching off, plants of any desirable feature, of form, size, and beauty can thus be obtained. The specimens at Mrs. Lawrence's, and others which no doubt will be exhibited at the forthcoming shows at the Chiswick and Surrey Gardens, fully prove the superiority of the system.

PART II.

LIST OF NEW AND RARE PLANTS.

BEGONIA COCCINEA. Scarlet-flowered. (Pax. Mag. Bot.) Begoniaceæ. Monœcia Polyandria. In our number for last March, p. 65, we inserted a list of numerous kinds of this very interesting genus, which we saw in the collection at Kew. The present species is a valuable addition; it was discovered on the Organ Mountains of Brazil, by Mr. Lobb, the collector of Messrs. Veitch, nurserymen, of Exeter, with whom it has bloomed, and it appears probable will continue to do so the greater part of the year. The plant grows about half a yard high, evergreen shrub, branching freely, and producing numerous drooping panicles of bright rich red flowers, having the spaces between the projecting angles shaded off to white, giving a very striking and beautiful contrast to the rich red of the other parts. We saw a fine specimen of it in bloom at Mrs. Lawrence's, of Ealing Park. It is one of the most ornamental objects for the stove or warm greenhouse; and, in addition to its beauty, the long period of its blooming gives it a claim for a situation wherever it can be grown.

LOBELIA ERINUS GRANDIFLORA. Large-flowered. (Pax. Mag. Bot.) Lobeliaceæ. Pentandria Monogynia. The flowers of this plant are much larger than those of the well-known charming prostrate *L. erinus*, and of a deeper blue. It is, like the latter, a very pretty dwarf ornament for the greenhouse, or for edgings to beds, vases, &c., in the flower garden. We have had it grown extensively for edgings, and have had it bloom from the early part of May to November. There is a white-flowered kind, an hybrid, we understand, which contrasts well with the blue. For edgings to the borders in a conservatory it is peculiarly adapted, the flowers only rising about four inches high, and blooming so profusely.

MEDINILLA ERYTHROPHYLLA. Reddish-leaved. (Pax. Mag. Bot.) Melastomaceæ. Decandria Monogynia. An evergreen shrub from the Himalayan mountains, in the East Indies, and sent to the collection at Chatsworth, where it has bloomed. The plant is near a yard high, with large deep green foliage, and blooms profusely when grown in either the stove, greenhouse, or conservatory. The flowers are produced in axillary cymes, on what is termed the bare parts of branches, something in the way of the *Mezereum*. Each blossom is near an inch across, of a rich pink colour, not much unlike some of the kinds of peaches.

DENDROBIUM CRUMENATUM. Sweet-smelling. (Bot. Mag. 4013.) Orchidaceæ. Gynandria Monandria. A native of the Malay islands. It has bloomed at Kew. The flowers are delightfully fragrant, white, each blossom being about two inches across, produced in long spikes.

STIGMAPHYLLUM HETEROPHYLLUM. Various-leaved. (Bot. Mag. 4014.) Malpighiaceæ. Decandria Trigynia. Sent from Buenos Ayres to Messrs. Veitch's. It is a showy and handsome climber, growing and blooming freely, either in the hothouse or warm greenhouse. The foliage is of a dark green above, oval-shaped, about three inches long. The flowers are produced in umbels, several in each, of a rich yellow colour, and each bloom is an inch across.

SIPHOCAMPYLOS LONGEPEDUNCULATUS. Long flower-stalked. (Bot. Mag. 4015.) Lobeliaceæ. Pentandria Monogynia. (Synonym *Lobelia pedicellaris*.) Seeds of it were sent by Mr. Gardner from the Organ Mountains of Brazil. It is of a similar habit to the *S. bicolor*, having the flowers on long footstalks. The corolla is about three inches long, of a dark purplish red, with the terminating segments yellow and green.

ONCIDIUM MICROCHILUM. Small-lipped. (Bot. Reg. 23.) Orchidaceæ. Gynandria Monandria. From Guatemala. It has bloomed in the collection of J. C. Harter, Esq., of Broughton, near Manchester. The flowers are very fragrant, produced abundantly in large panicles, each blossom being about an inch and a half across. The sepals are of an olive-brown; petals of a violet-crimson; lip snow-white, with a few small spots and a yellow stain at the centre.

IPOMÆA CYMOSA. The white-cluster *Ipomæa*. (Bot. Reg. 24.) Convolvulaceæ. Pentandria Monogynia. From Java and other parts of Asia. It is a perennial plant of great beauty, blooming most profusely in the stove at Mrs. Lawrence's, during winter, forming handsome festoons of snow-white yellow-eyed flowers, with five yellow plaits. Each flower is about an inch and a half across. It deserves a place in every warm greenhouse, conservatory, or stove.

RHODODENDRON ROLLISONII. The flowers of this very handsome hybrid are of a rich crimson-red, with a pink tinge inside, and produced on a close head. It is one of the handsomest of this class of coloured ones, but too tender to withstand the severe winters in the open air, requiring a much warmer situation than *R. arboreum*.

ECHIUM PETRÆUM. The Rock Bugloss. (Bot. Reg. 26.) Boraginaceæ. Pentandria Monogynia. It is a little pretty-flowering hardy evergreen erect-growing shrub, which blooms very freely in April and May. It will do equally well in the greenhouse, and is beautifully ornamental. The flowers are of a rosy-pink before opening, changing then to a pretty bright light blue. It has bloomed in the greenhouse at the London Horticultural Society's garden. It deserves to be in every collection.

NEW PLANTS NOTICED IN BOTANICAL REGISTER, NOT FIGURED.

PUYA RECURVATA. A Bromeliaceous plant (Pineapple tribe), from Brazil. The leaves are three feet and a half long and two inches broad. The flower-stem rises to near six feet high, having a spike, about a foot long, of white flowers. It has flowered in the Brussels botanic garden.

PITCAIRNIA UNDULATA. A plant of the same tribe as the *Puya*, from Brazil. The flower-stem rises to near a yard high. The spike of flowers is about a foot long; the flowers are scarlet.

CATHA PANICULATA. A plant of the Celastraceous order, about three feet high, supposed to come from the East Indies. The flowers are small, of a greenish white.

HYDROMESTUS MACULATUS. Of the Acanthaceous order. The flowers are yellow.

RHODOSTOMA GARDENOIDES. A Gardenia-like bushy plant, not of much interest.

AENIDES VIRENS. A fine plant from Java. The flowers are sweet-scented, white-stained, and spotted with deep lilac. It has recently bloomed with Messrs. Loddiges.

OXYLOBIUM OBOVATUM. This pretty greenhouse shrubby plant has just bloomed with Mr. Low, of the Clapton nursery. The flowers orange-yellow, with a red keel.

BOSSIÆA PANCIFOLIA. This pretty flowering bushy greenhouse plant has also bloomed with Mr. Low. The flowers are yellow and crimson.

BOSSIZEA ERIOCARPA. A plant from the Swan River colony, which has recently bloomed with Mr. Groom. The flowers are not of much interest, of a dingy nankeen colour.

GONGORA TRUNCATA. From Mexico. The flowers are of a pale straw colour, with purplish speckles and yellowish lip.

ACACIA SPECTABILIS. Introduced from the Swan River colony by Messrs. Lucombe and Co., of Exeter. It is a beautiful pinnated leaved plant, with erect racemes of deep yellow balls of flowers. It is one of the finest of this lovely tribe of flowers, and highly ornamental for the greenhouse.

EPIDENDRUM ARBUSCULA. From Mexico. The flowers are of a dull chocolate colour, having a small patch of yellow in the middle of the labellum.

CEANOTHUS DIVARICATUS. A beautiful hardy spiny shrubby plant, from California, bearing a profusion of its clusters of blue flowers. It has recently been raised in the garden of the Horticultural Society.

ERIA FLORIBUNDA. From Singapore, sent by Mr. Cuming to Messrs. Lodiges. The flowers are small, pink, produced in close spreading racemes.

PITCAIRNIA MICRANTHA. From Rio. It has just bloomed in the gardens of Sir Charles Lemon, Bart., M.P., Carleu, in Cornwall. It is a very small-growing species. The flower scape is about nine inches high. The flowers are white, about a quarter of an inch across.

PART III.

MISCELLANEOUS INTELLIGENCE.

QUERIES.

ON *GENTIANELLA*.—When is the best time to transplant the *Gentianella*, and what is the best course of treatment to pursue with it. An early reply by some reader of the *CABINET* will oblige

LUCY.

[We grow it well in a sandy loam, in a dry situation. It increases rapidly too; we part the offsets from the parent plants about the end of March, and from a few roots have now made a considerable increase in two seasons.—CONDUCTOR.]

ON *INDIAN AZALEAS*.—My *Azalea indicas* have just gone out of bloom, should I now keep them in the greenhouse, or turn them out to the open air to perfect their shoots.

A BEGINNER.

[Keep them in the greenhouse in a shady but airy situation, till the shoots have extended their length, then place them in a shady sheltered place in the open air to form their flower buds. In a recent Number some directions for general treatment was given, to which we refer our correspondent.—CONDUCTOR.]

ON *IMPREGNATION OF FLOWERS*.—I am much pleased with the very great improvement recently produced in the beautiful tribe of flowers the *Fuchsias* by hybridization. I am desirous of raising seedlings of the same family, having procured some very distinct flowering ones for the purpose of impregnation. I shall be glad of a little information how I am to proceed in the process, being unacquainted with its particulars.

[Just before the blossom is fully expanded, the little slender thread-like substances which have small clubbed heads, that containing pollen (a powder) must have the heads clipped away, leaving untouched the stronger centre sub-

stamens, then from another kind bring either the plant, or a blossom, and dust the summit of the centre body retained where the thread-like ones were cut away by the powder (pollen). Protect the blossom so impregnated from bees, by covering it for a few days with a piece of gauze, and let no water be sprinkled upon it.—CONDUCTOR.]

REMARKS.

LONDON HORTICULTURAL SOCIETY.

THE first General Exhibition took place at the Chiswick Gardens on Saturday, the 13th May. The gardens were in the highest keeping; the splendid *Wistaria sinensis* was in full flower; while many of the Hawthorns, Rhododendrons, Azaleas, &c., greatly enlivened the scene with their gay blossoms. Since last season, the small piece of water which stretched across the arboretum has been filled up; so that the company was able to promenade the lawns without having to seek and pass over the crowded bridges. In the large conservatory the plants were in a most remarkably vigorous state; and a specimen of *Dolichos lignosus*, laden with its pretty pink flowers, with *Hardenbergia macrophylla*, equally covered with bloom, the two being placed opposite each other, and nearly uniting in the centre, had a splendid effect. The favourableness of the weather drew a considerable assemblage of visitors. Above 4,800 received admission.

In the tents set apart for flowers, the splendour of other seasons was well sustained, there being only a trifling deficiency in the number of larger collections. Instances of superior cultivation were particularly numerous, and some of the specimens in which this was observable, excelled, perhaps, all that has ever been witnessed, even in these notoriously rich exhibitions. The general aspect of plants of this class indicated a decided advancement in the art of culture, and this was especially noticeable in those which had been treated according to the liberal method of potting recently adopted, and which consists in transferring plants at once from the smallest pots to the largest, which they are capable of filling. As the plan thus referred to was best exemplified in the large collection of Mr. Goode, gardener to Mrs. Lawrence, of Ealing Park, we shall give them the first place in our report. The collection was grand in the extreme. It filled, within a very little, one side of the principal tent. This collection did not consist so much of new things, as of large specimens of excellent but comparatively old plants. Foremost stood a large specimen of *Euphorbia splendens*, six feet in height, and nearly eight feet in diameter, beautifully studded with its rich crimson velvet flowers. At the back of this were bushes, nearly as large, of *Cytisus racemosus microphylla*, and *rhodophnæa*; *Polygala oppositifolia* and *cordifolia*, *Chorozema cordifolia*, and *Azalea phœnicea*, *indica alba*, *lateritia*, *variegata*, and many other hybrid varieties. These plants were admirably grouped as to colour, and inculcate a lesson which we hope will not be lost on some of the other exhibitors. Among the plants which formed the front line were many beautiful things, such as *Leschenaultia formosa* and *Baxteri*, large globular-formed plants, with the branches depending round the sides of the pots, and covered with bloom; *Eriostemon cuspidatum*; *Zichya pannosa* and *inophylla*, trained on trellises, and the bloom almost hiding the foliage; *Gompholobium polymorphum*, *Tropæolum tricolorum*, and a great variety of dwarf-growing plants. In point of health, size, and quantity of bloom, nothing could excel the plants in this collection. Most of the young plants had been grown on the "one-shift system" of potting, and were a very sufficient contradiction to the statement that plants will not bloom freely in large pots; while most of the large plants bore evidence of having received a larger shift than it is customary to give them. A lovely specimen of *Chorozema glycinifolia*—so difficult to manage—was particularly noticeable.

In addition to this general collection, there was a specimen from Mr. Goode, which, as an instance of superlative beauty and admirable cultivation, was in every way astonishing. It was the *Pimelea spectabilis*, the extreme delicacy and grace of which will be familiar to most growers of new plants. The speci-

men in question was about two feet high, from three to four feet across, and forming a round head of bloom quite down to the pot. The clusters of flowers were so close, as almost to touch each other; and there must have been, altogether, above 200 bunches of blossom. The peculiar feature of the plant, however, was that it was equally perfect on all sides, and presented an entire sheet of inflorescence. Probably, the next most extraordinary specimen was one of *Chorozema cordatum*, shown in a small collection by Mr. Clark, gardener to T. Smith, Esq., Shirley Park. This plant, which commonly grows in a loose ragged manner, was about five feet in height, and between three and four in breadth, and though merely a bulb, without any apparent training, was as thoroughly branched all round as if it had been fastened on a barrel-shaped trellis. It had clearly been brought to its state of bushiness and denseness by frequent pruning of the growing shoots; and when of the requisite size, its laterals had been suffered to grow naturally, when they had acquired a half-drooping position, flowering from all their extremities. The wonderful perfectness of the specimen was only exceeded by its peculiarly graceful and showy appearance. Near the latter plant, and likewise in one of the smaller collections, was the well-known and handsome *Zichya coccinea*, in an exceedingly fine condition. It was trained to a flat trellis, about three feet high, and from four to five feet across; and besides presenting a dense mass of foliage, it was most profusely decorated with bloom. Being in a very large pot, it seemed to have been cultivated after the system of potting before alluded to, and was certainly a magnificent proof of its appropriateness. Another specimen which may be mentioned as an example of superior management, was of *Anagallis monelli major*, and came from Mr. Hogan, gardener to H. Pownall, Esq. It was fixed to a flat trellis, four feet high, and of an equal width, and exhibited an almost continuous front of deep-blue blossoms. Nothing could exceed its beauty, save the skill with which it was treated, and which was most meritorious. The plant might be taken as an evidence of how art, properly applied, will give to plants of naturally limited growth the dimensions and splendour of the most magnificent. From the size of the pot, we conclude that this also had been subjected to the "one-shift system" of potting.

Besides the contribution from Mrs. Lawrence, already spoken of, there was only one other large collection, and this was from Mr. Frazer, nurseryman, of Lea Bridge Road. It included three specimens, which may be deemed particularly worthy of remark. They were *Hardenbergia monophylla* and *longeracemosa*, and *Azalea indica phœnicea*. The first two were supported by a small cylindrical trellis, about two feet in height, from the sides and top of which the racemes of flowers shot up in peculiar vigour, while the young branches that had grown taller than the stakes, depended in an elegant manner: for the richness and size of the racemes as well as blossoms, and for the desirable feature of being alike handsome on all sides, these two plants were among the finest at the exhibition. The *Azalea* is pointed out, thus specifically, because it was grown in a more natural manner than is usual with the members of that genus; it was about three feet high, with such an abundance of branches, leaves, and flowers, that the eye could not penetrate it from any point. The plan of keeping these plants thus dwarf and compact is unquestionably preferable to the more artificial mode of training them to the front, so as to show all their flowers from one side; on the same principle that a house which is appropriately ornamented on all sides, pleases more than one which is merely decorated in front; and also because it is the perfection of art to conceal its processes, which cannot be done if only one face of a plant is fit to be looked at. The principal other plants from Mr. Frazer were *Hovea Celsi*, four feet high, well bloomed, and in good health; *Pimelea linifolia* and *lanata*, each very bushy, and full of pretty white blossom; *Podolobium staurophyllum*, four feet in height, extremely handsome; *Eutaxia myrtifolia*, treated as a small standard, with the branches hanging down, burdened with flowers; *Rhododendron tigrinum*, somewhat stunted, and therefore having smaller flowers than usual, but splendidly clothed with their heads of deep crimson; *Epacris grandiflora*, about four feet high, and in beautiful vigour; *Chorozema macrophylla*, on a trellis, blooming freely, but too formally trained; *Pimelea decussata*, four feet in height, and as bushy as possible; *Daviesia latifolia*, much improved by being trained round a barrel-shaped

trellis; *Epacris pulchella* and *ceræflora*, very lovely with their snowy blossoms; and *Physolobium carinatum*, a rather interesting climber. The prizes for 20 exotics were competed for by Mr. Green, gardener to Sir E. Antrobus, Bart., and Mr. Hunt, gardener to Miss Traill, of Hayes. The collection of Mr. Green included a handsome plant of *Epiphyllum speciosum*, which was grafted on one of the strong and tall-growing species of *Cereus*; this gave it an uncommon luxuriance, and likewise strengthened the flowers. The plant formed a kind of dwarf-standard with a drooping head. Other specimens were *Ixora coccinea*, in a splendid condition; *Chorozema varium*, a complete thicket, finely studded with bloom; the white-flowered Indian Azalea, five feet high and the same breadth, very lovely; a good plant of *Epacris grandiflora*; *Zichya pannosa*, in a markedly healthy and prolific state; *Azalea indica variegata*, a plant grafted on a standard stock, with a pendant head, growing to one face, and blooming so thickly that the blossoms could hardly open fully; *A. Greeni*, a large mass of superb deep crimson; a noble plant of the double red Azalea; and *Podolobium staurophyllum*, liberally cultivated and flowered. Mr. Hunt's collection comprised a specimen of *Boronia serrulata*, about two feet in height and diameter, and as near perfection as anything of the kind could be brought; a grand plant of *Pimelea spectabilis*, which would have been little inferior to Mr. Goode's specimen had its flowers been better expanded and its branches been brought down more at the sides, so as to hide the stem. The amazingly rapid growth of this species renders it one of the most valuable of greenhouse shrubs, for Mr. Hunt's specimen was, comparatively, quite a small one last year. There was, further, from Mr. Hunt, *Gompholobium polymorphum*, on a large and somewhat convex trellis, and blooming freely; *Eutaxia myrtifolia*, five feet high, a valuable plant for a high house; *Acacia verticillata*, ten feet in height, and very elegant; *Tropæolum tricolorum*, literally mantling a wide trellis with its specious inflorescence; a large plant of *Chorozema varium*, evincing superior culture; *Eriostemon buxifolium*, very well grown; a trained plant of *Dillwynia speciosa*, full of blossom, though inappropriately treated; and a specimen of *Hovea Celsii*, which, having acquired a bare stem, had been twisted or coiled several times at the bottom. As an exhibitor of the groups of six, Mr. Clark, gardener to T. Smith, Esq., Shirley Park, sent *Leschenaultia formosa*, well clothed with foliage, thoroughly filled up with branches, flowering in the utmost profusion, and three feet across; *Daviesia latifolia*, four feet high, and favourably cultivated, as well as flowered; *Boronia denticulata*, four feet in height, full of lateral shoots and blossoms; and *Corræa speciosa*, also four feet high, and tolerably well filled up. In the same class, Mr. Clarke, gardener to W. Block, Esq., showed *Polygala acuminata*, a little tree four feet high, magnificently decked with showy purplish bloom; and *Chorozema Henchmanni*, much more healthy than it is commonly seen. Another competitor under this head was Mr. Pawley, of Bromley, who sent a noble specimen of *Pimelea decussata*, the blossoms of which were not, however, sufficiently expanded; with *Chorozema varium*, remarkably well-bloomed, but having the branches unnaturally arranged in a flat surface. Mr. Hogan, gardener to H. Pownall, Esq., was a further contributor of six plants, among which were *Carmichaelia australis*, treated as a standard, and having a spreading half-pendulous head, the branches composing which were all enveloped in pretty lilac flowers, which have a pleasant odour; a white Indian Azalea, small, yet very handsomely flowered; and *Clematis Sieboldi*, on a flat trellis, blooming abundantly. The fifth collection of six was from Mr. Bruce, gardener to B. Miller, Esq., Collier's Wood, Mitcham, and contained *Aphelaxis humilis*, admirably grown; a plant which seems to bloom with equal freedom every successive year; *Pimelea spectabilis*, a dwarf and very lovely specimen, showing that the species is attractive when quite young; *Polygala cordifolia*, four feet high, with drooping branches and very magnificent; *Diosma uniflora*, more than ordinarily close in its habits, and a striking example of good cultivation; *Leschenaultia formosa*, an excellent specimen; and *Azalea Gledstanesii*, singularly well bloomed. Of Cacti, there was a superb plant of *Cereus speciosissimus* from Mr. Goode, gardener to Mrs. Lawrence; also capital specimens of *Epiphyllum speciosum* and *Ackermanni* from Mr. Clark, gardener to W. Block, Esq. Mr. Block produced, moreover, a *Cereus*, called *Scotti*. It was grafted

on *C. speciosissimus*, and is a good deal like *C. flagelliformis* in habit, though it is much stronger, has brighter green stems, fewer spines, and far larger flowers, which are of a redder colour, with a tinge of blue. It is a very fine kind. In another collection exhibited by Mr. Hunt, gardener to Miss Traill, were *Daviesia mimosoides*, four feet high, finely cultured; *Eriostemon cuspdatum*, two feet high, in the finest health; and a large and exceedingly handsome plant of *Erica Hartnelli*. The Azaleas constituted, as they always do, the most brilliant objects at this exhibition. Mr. Green, gardener to Sir E. Antrobus, Bart., exhibited *A. i. variegata* and *lateritia*, each about three feet high, and magnificently laden with their exquisitely-formed flowers; *Gledstanesii*, of the same height, and very good; *Greeni*, covered with its rich blossoms; *hybrida*, a close pyramid of pale lilac bloom; the double red sort, six feet in height, and quite gorgeous; and *speciosissima*, one of Mr. Smith's seedlings, a very large and showy flower. From Mr. Falconer, gardener to A. Palmer, Esq., Cheam, there were *variegata* and *lateritia*, in a very dwarf condition, with the branches hanging down over the pot, and rendered specially beautiful by having so many leaves, from amongst which the flowers gleamed forth in great numbers. These two plants were more interesting, because less artificial, than any that were taller and trained to a flat surface; and they appeared to have been raised from cuttings, instead of being grafted on other kinds. Conway's Seedling, with rich crimson flowers; *splendens*, four feet high, and appropriately branching; *pulchra*, four feet in height, forming a cone of delicate lilac blossoms; a good plant of *Rawsoni*, with brilliant deep crimson inflorescence; the double red variety, on a trellis five feet high; *Bianca*, a seedling white, with flowers larger than the common white; and the old *sinensis*, which is surpassed by few in point of ornament, were likewise from Mr. Falkner. Mr. Smith, of Norbiton, sent a quantity of his seedlings, of which incomparable, with semidouble pale crimson flowers, and *fulgens*, a gorgeous red-blossomed variety, were the best. The latter was the most distinct. Of Heaths, Mr. Goode, gardener to Mrs. Lawrence, contributed a collection, in which were *E. Beaumontiana*, a very dwarf plant, of which scarcely anything could be seen but its numerous light pink flowers; a very bad specimen of a variety of *E. Massoni*, miscalled *E. Sprengelii*; *E. mundula*, low, pretty, and nicely grown; a new variety of *E. Linnæoides*, with large, many, and specious flowers; *E. sulphurea*, a yellow-flowered sort, of a graceful style of growth; *E. mutabilis*, a pretty specimen; *E. grandinosa*, with white flowers, three feet high, very excellent; *E. ovata*, a good specimen, with small pink flowers; *E. pinifolia discolor*, with the habit of a Pine, cleverly grown; and *E. cerinthoides*, with light hairy leaves, and drooping clusters of bright scarlet blooms, the plant two feet in height. From Mr. Green, there were *E. Hartnelli*, *E. persoluta*, and *E. Bowiana*, each about two feet high, and in admirable condition. From Mr. Dawson, of Brixton Hill, *E. pregnantans*, very fine; *E. odorata alba*, beautifully grown; *E. propendens*, a good plant, and particularly lovely; with a nice little specimen of *E. Hartnelli*. Mr. Brazier, gardener to W. H. Storey, Esq., sent *E. odorata rosea*; *E. epistomia*, good, yellow flowered; *E. Hartnelli*, a very handsome plant; and *E. vestita alba*, singularly well-bloomed. There was an extraordinary specimen of *E. Hartnelli* from Mr. Hunt, gardener to Miss Traill; and an excellent one from Mr. Clarke, gardener to W. Block, Esq. In the tribe of climbers, the influence of the "one-shift" method of potting was conspicuously apparent; more especially in the genera *Zichya* and *Kennedy*, the species of which seem to luxuriate and bloom with singular prodigality, under such treatment. Mr. Goode, who brought a collection, had *Kennedya Marryattæ*, three feet high, fastened to a cylindrical trellis, in the most robust health and flowering very regularly all over the trellis; *Hardenbergia Comptoniana*, supported by a similar trellis, four feet in height, and a fine instance of superior culture; *Zichya dilatata*, three feet in height, very showy; *Zichya inophylla*, four feet high, splendid; *Hardenbergia monophylla*, on a cylindrical trellis, five feet above the pot, truly magnificent; *Echites suberecta*, unhealthy, and not blooming well; *Stephanotis floribunda*, very large, but the flowers only imperfectly developed; *Tropæolum tricolorum*, on an ornamental trellis covering the pot, healthy and beautiful; *Gompholobium polymorphum*, pretty good; an admirable plant of *Chorozema spectabile*, cover-

ing a convex kind of trellis, four feet in height, and with a prodigious quantity of flowers; and a new plant, seemingly allied to *Cælogyne*, with bold upright racemes of very showy purplish blossoms. Mr. Clark, gardener to T. Smith, Esq., Shirley Park, furnished another collection of climbers, among which were *Hardenbergia monophylla* and *longeracemosa*, in a magnificent flowering condition; *Manettia bicolor*, three feet high, and beautifully grown, having pleasing red and yellow flowers; *Kennedya nigricans*, dwarf and handsome, with numerous racemes of its curious blackish and yellow blooms; *Zichya glabrata*, four feet broad, unusually verdant and free-flowering; *Tropæolum tricolorum*, supported by a branching and bushy stick, without any training, and having a highly natural and delightful aspect; *Maurandya Barclayana*, on a narrow cylindrical trellis, which expands greatly at the top, where the flowers were abundant and large; and *Hoya carnosa*, trained to a barrel-shaped trellis, on which, while in the healthiest possible state, it was producing many bunches of its sweet coat-like blossoms. *Zichya glabrata*, *Kennedya prostrata*, and *Brachysema latifolium*, were from Mr. Clarke, gardener to W. Block, Esq., but in no way remarkable.

There was quite an average display, both in numbers and quality, of the charming tribe of *Orchidaceæ*, and these obtained, as in former years, a considerable amount of the visitors' attention. Mr. Goode, gardener to Mrs. Lawrence, contributed a variety of *Stanhopea tigrina*, probably *S. Devoniana*, with very dark blotches in the flower; a fine plant of the elegant *Oncidium divaricatum*; *O. luridum*, particularly healthy, and flowering liberally; *O. papilio*, the much-admired butterfly-plant, in high health; *Dendrobium cupreum*, an immense plant, with many noble racemes of its pale coppery yellow-coloured flowers; *Bletia superba*, a species with large and remarkably rich purplish crimson blossoms; *Epidendrum crassifolium*, indicating how beautiful the species is when properly managed; *Chysis aurea*, perfectly healthy; a new species of *Epidendrum*, near *E. selligerum*; and the stately *Cyrtopera Andersonii*, throwing up several strong spikes of showy yellow blooms. *Maxillaria Deppii*, with nearly twenty of its interesting blossoms, which come up before the leaves; *M. aromatica*, flowering in its ordinary profusion, and shedding a delicious aromatic fragrance; *Cattleya intermedia*, with a good scape of bloom; a variety of *C. Mossiæ*, very splendid, with three flowers on one of the scapes; a species of *Catasetum*, with strange dingy brown flowers; *Oncidium pulchellum*, one of the prettiest of the genus; *O. stramineum*, small but pleasing; an apparently new species of *Epidendrum*, with dense and short upright spikes of whitish flowers; *E. macrochilum*, particularly robust; *E. primulinum*, with gracefully-spreading panicles of pretty blossoms; an enormous plant of *Acanthophippium bicolor*, the blossoms of which formed quite a bed on the surface of the pot and around the pseudo-bulbs; the delicate white-flowered *Burlingtonia venusta*; the brownish-flowered variety of *Vanda Roxburghii*, *Camarotis purpurea*, with its long racemes of deep pink blossom; and the strange *Coryanthes macrantha*, were from Mr. Mylam, gardener to S. Rucker, Esq., Wandsworth. Mr. Hunt, gardener to Miss Traill, supplied a nice plant of the lovely *Dendrobium pulchellum*, another of *D. Pierardii*, trained in an upright manner, to the shape of a cone, but not looking so well as when suffered to hang down naturally, and *Oncidium flexuosum*, fixed round a low trellis, which prevents it from rambling so much as it would otherwise do. *Brassia verrucosa*, a rather scarce species, with curious little warty substances on the lip of the flower, was sent, in a very verdant state, by Mr. Edmonds, gardener to the Duke of Devonshire, at Chiswick. *Dendrobium densiflorum*, bearing two racemes of flowers on one of its splendid stems, and one on another, came from Mr. Gunner, gardener to Sir G. Larpent, Bart. G. Barker, Esq., of Birmingham, furnished *Peristeria Humboldtii*, a new species, with long pendant scapes of yellowish flowers, which are much spotted and blotched with chocolate, and *Cycloches pentadactylon*, another new plant, having the flowers banded with dark brown like those of *C. maculatum*, but altogether larger and darker. Both these last are handsome plants, though their flowers are wanting in any very decided or showy colour.

A variety of valuable plants was exhibited as single specimens. *Doryanthes excelsa* was shown in flower by Mr. Hardie, gardener to J. Jarrett, Esq. It had a tall flower-stem, 15 or 20 feet in height, surmounted by a large bunch of very

dark red flowers. *Eriostemon buxifolium*, sent by Messrs. Veitch and Son, of Exeter, was a splendid specimen of appropriate culture; it was two feet in height, and so compact that the neat white flowers composed almost the only visible surface: it is one of the most deserving of dwarf greenhouse shrubs. From Mr. Frost, gardener to Lady Grenville, there was a specimen of *Oxalis cernua*, which has nodding flowers, of a very clear pale yellow tint. An excessively beautiful plant of the white Indian Azalea, about two feet in height, was from Mr. Jones, gardener to Sir Moore Disney. *Zichya pannosa*, covering a flat trellis three feet high, was richly laden with flowers, from Mr. Stanley, gardener to H. Berens, Esq. A plant of *Azalea indica variegata*, not more than six inches high, yet a mass of blossoms, and in the healthiest condition, came from Mr. Busby, gardener to J. Ricardo, Esq., of Sunning Hill. J. Allnut, Esq., produced a highly verdant and vigorous plant of *Erica sulphurea*, but it had few expanded flowers. Mr. Clarke, gardener to W. Block, Esq., exhibited a superior specimen of *Erica Hartnelli*. And Mr. Hughes, gardener to Mrs. Rogers, of Tooting, brought a plant of *Chorozema Henchmanni*, tolerably well bloomed, four feet in height, though somewhat ragged.

Of new or scarce plants, there were present *Siphocampylus betulæfolius*, from Mr. Green, gardener to Sir E. Antrobus, Bart., in the highest order, and producing its scarlet and yellow blossoms very freely; *Manettia bicolor*, also from Mr. Green, five feet high, on a barrel-shaped trellis, and beautifully in flower. *Rhododendron chrysolectron grandiflorum*, a new variety, from Mr. Smith, of Norbiton, with large heads of brownish yellow flowers, which have numerous spots in the upper petals, and are very handsome. *R. Smithii decorum*, from the same individual, with pale and delicate pinkish blooms, spotted in the upper petals, likewise good. *Cyrtoceras reflexa*, an elegant half-climbing plant, allied to *Hoya*, with noble foliage, and bunches of yellowish white drooping flowers, from Messrs. Lucombe, Pince, and Co., of Exeter; from the same firm a fine specimen of *Achimenes grandiflora*, bearing large pinkish crimson blossoms, almost equal in size to those of *A. longiflora*; and *Acrophyllum venosum*, bearing plume-like spikes of white inflorescence. *Aotus lanigera*, a neat little shrub, with a profusion of small yellow flowers sitting close to its stem; *Azalea superba*, with very dark blood-red blooms, somewhat injured by travelling, from Mr. Davis, gardener to Lord Boston. *Statice macrophylla*, a species with peculiarly broad and long leaves, though not in flower, from Mr. Forrest, nurseryman, of Kensington. A species of *Bossiaea*, with narrow and very regular alternate leaves, and rather superior yellowish flowers, from Mr. Kyle, of Leyton, Essex; *Begonia coccinea*, the showiest species of the genus, having scarlet flowers, which are disposed in panicles at the ends of all the shoots, from Mr. Goode, gardener to Mrs. Lawrence; *Tropæolum azureum*, further from Mr. Goode, and said to have been in bloom since September last; *Gloxinia macrophylla variegata*, another of Mr. Goode's plants, with broad white-veined leaves, and handsome purple flowers. And a *Leschenaultia*, probably *grandiflora*, from Mr. Falconer, gardener to A. Palmer, Esq., of Cheam. The last-named plant was much better than *L. biloba*, having larger and darker flowers; it may possibly rank among the finest things that were shown.

A collection of interesting little Alpine plants, grown in pots, was supplied by Mr. Wood, nurseryman, of Norwood. They comprised some very pretty species, several of which were alluded to specifically in our report of the last meeting; the Horticultural Society, at Regent-street. Those which are most noticeable, and were not then pointed out, are, *Stachys corsica*, a beautiful lilac-flowered species; *Saxifraga granulata plena*, a plant that is often cultivated in flower-borders, and which is quite suitable for growing in pots; *Cheiranthus ochroleucus*, another favourite border plant, and equally adapted for pot culture; *Phlox setacea*, with showy dark pink flowers; *Pulmonaria davurica*, with bluish blossoms; and *Viola palmata*, bearing mottled flowers, of a blue and white tint. Of Fuchsias there was only one collection, from Mr. Catleugh, of Chelsea, the best varieties in which were—*Buistii*, a gracefully-growing plant, with very deep blue corollas to its rather small flowers; *rosea alba*, having nearly white blossoms; and *grandis*, which has good foliage, red sepals, and a rich crimson corolla; its flowers are large and showy. Messrs. Laue, of Berkhamstead, sent plants of

their *F. Laneii*, which has immense blossoms, and appear to be in all respects a noble sort. Mr. Gaines, of Battersea, brought a basket of well-cultivated *Ixias*, the varied and showy colours of which made an excellent display.

The *Pelargoniums* occupied a larger space than usual, and the quantity exceeded that of any former exhibition we have seen. The weather has for some time past been so unfavourable for the development of these plants, that greater heat than usual has been required to bring them forward; and the transition from heat to the cold air was apparent upon examination. The general display, however, was very imposing; and the cultivation, training, and management of the plants was highly creditable to the growers. The new class of *Pelargoniums* grown in pots of 24 to the east proved highly interesting, as many seedlings and new varieties were introduced among them; and had the weather not been so unpropitious, this class would have numbered more competitors, as the size of the pots bring the cultivation of them within the management of a greater number of growers. The Gold Banksian Medal, offered by the Society in this class, was awarded to Mr. Beck, of Isleworth, a successful amateur, for twelve well-cultivated plants in fine health and condition; they were grown and exhibited in slate pots, and the state of the plants bore conclusive evidence that this antiporous material is not injurious to the growth of these beautiful flowers. Some new and fine varieties were shown in this class also by Mr. Gaines and Mr. Catleugh. Among the growers of large plants, Mr. Cock's were conspicuously fine; nor can we imagine the cultivation of large specimens to be carried beyond the skill exercised by him; the Prince of Waterloo, Dido, Madeleine, Coronation, and Cyrus, excited unanimous delight from their fine colour and the extraordinary mass of bloom by which the plants were covered. Mr. Bell's collection was very creditable, and Mr. Catleugh's and Mr. Gaines's large plants were also generally admired.

The supply of seedling *Pelargoniums* was rather limited; the same ungenial weather had caused the seedlings generally to be late. Among those sent, two were selected by the Judges, to which certificates of merit were awarded; they were both from Mr. Beck, of Isleworth; *Susanna*, a white flower with a crimson spot in the upper petals; the general form of the flower is very good; and the petals being stiff, it retains its shape to the last; the habit of the flower is good, and its style of trussing very fine. *Zanzummim* is a large flower, having delicate pink under petals, with a rich crimson spot in the upper part of the flower, nearly covering the surface of the petals, leaving only a narrow border of rose-colour; this is a showy variety, and both flowers we imagine will improve as the weather becomes more favourable for the natural development of the flowers. The habit of the plant is good, short-jointed, and showing its trusses well. The advantages of showing the seedlings in pots must have been apparent to every one, as the nature of the foliage, mode of growth and trussing is seen, and supersedes the necessity of inquiry upon the subject; the regulation is an admirable one, and will prove advantageous both to purchasers and growers. The seedling *Calceolarias* were numerous, varying much in quality; but unless seedlings in this class possess decided novelty of colour or marking, or perfection of form, it is useless to single them out for reward, as the ease with which they are raised brings a tolerably good collection within the reach of every one possessed of a greenhouse. Two curious varieties from Mr. Standish's collection were selected for a certificate of merit; one named *Eclipse*, the other *Duchess of Gloucester*, the former having a buff ground, was covered with large maroon spots; the appearance of this variety is very peculiar; the latter had a lemon ground, covered with brown spots; they are perfectly distinct from those generally seen, and will no doubt be in request. The seedling *Cinerarias* were not sufficiently distinct to merit particular notice.

The following is a list of some of the winning Florists' Flowers. **PELARGONIUMS:** In collections of 12 varieties, in pots of 12 to the east. (Amateurs)—Silver-gilt medal to Mr. Cock, for *Bertha*, *Amulet*, *Grand Monarch*, *Prince of Waterloo*, *Wonder*, *Mabel*, *Dido*, *Madeleine*, *Coronation*, *Cyrus*, *Evadne*, *Jubilee*: Large silver medal to Mr. Bell, for *Comte de Paris*, *Bridesmaid*, *Una*, *Coronation*, *Climax*, *Joan of Arc*, *Florence*, *Erectum*, *Speculum*, *Rienzi*, *Eliza Superb*, *Jewess*: Silver Knightian medal to Mr. Watt, gardener to E. Snell, Esq., *Pimlico*, for *Comte de Paris*, *Clarissa*, *Acme*, *Eliza Superb*, *Florence*, *Vic-*

tory, Dowager Queen, Annette, Lord Mayor, Bridesmaid, Portia, Magnet. (Nurserymen.)—Silver-gilt medal to Mr. Catleugh, for Comte de Paris, Sylph, Jubilee, Erectum, Coronation, Lady Mayoress, Jewess, Joan of Arc, Prince of Waterloo, Lord Mayor, Victory, Selina: Large silver medal to Mr. Gaines, for Victory, Jewess, Grand Duke, Sylph, Florence, Erectum, Joan of Arc, Emperor, Cyrus, Juba, Coronation, Mabel. Pelargoniums, in collections of 12 new and first-rate varieties, in pots of 24 to the cast. (Amateurs.)—Gold Banksian medal to Mr. Beck, for Admiral, Evening Star, Meteor, Cleopatra, Leonora, Jessie, Martha, Matilda, Queen of the Fairies, Black Prince, Erectum, Susanna. Large Silver medal to Mr. Bell, Chelsea Hospital, for Camilla, Sylph, Grand Duke, Comte de Paris, Van Amburgh, Flash, Enchantress, Queen of the Beauties, Jewess, Lord Mayor, Priory Queen, Bridesmaid. (Nurserymen.)—Silver-gilt medal to Mr. Catleugh, for Minerva, Eclipse, Mary Jane (Bassett's), Symmetry, Sir R. Peel, Charlotte, Matilda, Favourite, Jubilee, Great Western, Wizard, Emma, (Lumsden's): Large silver medal to Mr. Gaines, for Prince of Wales, Caroline, Lydia, Euterpe, Sylph, Queen of Bourbons, Duke of Cornwall, Orange Perfection, Lady Prudhoe, Nymph, Vanguard, Amulet. HERBACEOUS CALCEOLARIAS: In collections of 6 varieties, in pots of 12 to the cast. (Amateurs.)—The silver Knightian medal to Mr. Green, gardener to Sir E. Antrobus, Bart., for *Purpurea grandiflora*, *Alba coccinea maximum*, Prince of Wales, *Formosissima*, *Ne plus Ultra*, *Cordata*: the silver Banksian medal to Mr. Beck, of Isleworth, for Agnes and Lady Douglas (seedlings), Madonna, Adonis, Bertha, *Pulchella superb*: the silver Knightian medal to Mr. Catleugh, for Green's *Alba coccinea maxima grandiflora*, Fireking, Barnes' Reform, Prince of Wales, Jubilee. SHRUBBY CALCEOLARIAS: In 6 varieties, in pots of 12 to the cast. (Amateurs.)—The Large silver medal to Mr. Beck, for Lady of the Lake, King, Miss Antrobus, *Standishii*, *Mirabilis*, Climax. (Nurserymen.)—The silver Knightian medal to Mr. Gaines, for Gaines' Cyrus, Rising Sun, Golden Sovereign, Sunbeam, Dusty Miller, *Magniflora grandiflora*. The silver Banksian medal to Mr. Catleugh, for Barnes' Amulet, Bridesmaid, Coronet, Commander-in-Chief, Green's Hero, *Delicata*. The first prize, however, under this head, was awarded to the Calceolarias, *Splendida*, Village Maid, Prince of Wales, *Superba*, Painted Lady, and *Picta*, from Mr. Stanly, gardener to H. Berens, Esq.

The two main points that call for notice in the getting up of the exhibition are, first, that a considerable portion of the flowers had their names legibly and neatly written on cards, which were fastened to them in conspicuous positions; and, secondly, that many of the specimens had the soil in the pots covered with moss, which had a neat, finished appearance, and would tend materially to prevent the plants being injured by the abstraction of moisture by any currents of air to which they might happen to be exposed. Both practices, however, ought to be more universally adopted; and if the system of attaching names to the fruit were likewise pursued, it would add considerably to the interest with which they are contemplated by many an inquiring amateur.—*Gardeners' Chronicle*.

ROYAL SOUTH LONDON FLORICULTURAL SOCIETY.

THE second exhibition for the season was held on May 17. Among the plants and flowers present was a very fine specimen of *Hardenbergia monophylla*, trained on a conical-shaped trellis, about four feet high, and flowering beautifully, from Mr. Townly; a splendid plant of *Erica pregnans*, about eighteen inches in height, and from two to three feet in diameter, quite a mass of bloom, from Mr. Dawson, of Brixton-hill; *Zichya inophylla*, attached to a large flat ornamental trellis, and magnificently in flower, from J. Allnut, Esq.; *Pimelea spectabilis*, exquisitely bloomed, from Mr. Bruce; the beautiful *Nymphæa cærulea*, in a pan, and blooming, from Mr. Cox; a very handsome specimen of *Erica propendens*, laden with its lovely drooping pink flowers, from Mr. Dawson; *Aphelaxis humilis*, in the most perfect condition, from Mr. Bruce; a superb *Hydrangea*, dwarf very luxuriant, with an immense head of flowers, which were individually very large, and of a bluish tint, from Mr. Dawson, gardener to T. Hawes, Esq., Lavender-hill; *Ixora coccinea*, in the very highest

health and beauty, from Mr. Bruce; and a *Cereus*, called "The Lawn Seedling," in the way of *Jenkinsonii*, but with paler flowers, and nearer *speciosus* in habit. In a collection of Alpines, from Mr. Wood, nurseryman, of Norwood, we observed, in addition to the plants shown at the Horticultural Society's Rooms and Gardens, a nice specimen of *Ramonda pyrenaica*: it was unusually well grown, and is a most elegant little object. The collection of Heaths from Mr. Wilson, gardener to — Gilliett, Esq., Clapham Park, had in it a very excellent plant of *G. odorata rosea*, and pretty good specimens of *E. sulphurea*, *mirabilis*, *Macnabiana*, *ampullacea*, var., &c. From Mr. Hamp there were superb plants of *Gloxinia rubra*, *maxima*, and *caulescens*, with *Ipomœa Horsfalliæ*, flowering on a cylindrical trellis in a very dwarf state, and a remarkably well-cultivated plant of the pretty *Stylidium fasciculatum*. Mr. Bruce exhibited a most noble specimen of *Polygala acuminata*, drooping with the weight of its showy blossoms, a fine *Azalea Gledstanesii*, and a particularly dense and rich plant of the admirable *Leschenaultia formosa*. *Chorozema Dicksoni* and *Henchmanni*, in a pleasingly dwarf and healthy condition; *Fabiana imbricata*; *Chorozema ilicifolia*, peculiarly excellent; *Kutaxia pungens*, compact, and finely flowered; *Epacris ceræflora*, throwing its flower-laden branches about rather tortuously and elegantly; a well-bloomed, though not very dense, *Boronia serrulata*, and a most extraordinary and meritorious specimen of *Plumbago capensis*, were sent by Mr. Wilson, gardener to — Gilliett, Esq., Clapham Park. Mr. Fairbairn showed a neat plant of *Genista canariensis*, and a nearly-allied variety, which has darker flowers, and is called *G. Atleena*; with charming little specimens of *Chorozema Henchmanni* and *Dicksoni*. A collection of *Cinerarias*, from Mr. Ivery, of Peckham, was brilliantly attractive, and contained most of the best varieties. The exhibition of Tulips was good, as was that of Pansies. We insert the names of the winning Tulips; their merits will be seen by reference to the prize list. Mr. Lawrence's flowers were, *Aglaia*, *Polyphemus*, *Lawrence's Patty*, *Fabius*, *Holmes's King*, *Rose*, *Brilliant*, *Captain White*, *Franciscus primis*, *Junius Brutus*, *Catalini*, *Madame Vestris*, and *Violet Imperial*. Mr. Brown's, which were recommended for a prize, were, *Triomphe Royale*, *Brown's Wallace*, *Polyphemus*, *Brulante eclatante*, *Salvator Rosa*, *Strong's King*, *Madame Vestris*, *Violet Rougeatre*, *Brown's Ulysses*, *Daphne*, *Franciscus primis*, and *Clarence*. Mr. Townley's were, *Aglaia*, *Mentor*, *Austria*, *Platoff*, *Holmes's King*, *Triomphe Royale*, *Albion*, *Catalano*, *Gloria mundi*, *Optimus*, *Royal George*, and *Cerisa belle forme*. Mr. Clark's were, *Triomphe Royale*, *La plus Belle*, *Darius*, *Rainbow*, *Clarence*, *Aglaia*, *Violet Triumphant*, *Lord Brougham*, *Roscius*, *Mizraim*, *Fleur des Dames*, and *Rubens*. We remarked that the collections of plants were not generally distinguished from each other in the arrangement by any particular mark; while, in most cases, only the names of the exhibitors, and no other particulars about them were written on the cards attached to the plants. It would be an improvement to place something between the collections to separate them, and also to give the residence of the exhibitors, with the gentlemen to whom they are gardeners, when the latter are exhibiting. A list of the awards is subjoined. AMATEURS:—The middle silver medal to Mr. Edmonds, for twenty-four varieties of Heartsease. The small silver to Mr. Munro, for ditto. The large silver to Mr. Townley, for twelve Tulips. The middle silver to Mr. C. Clark, for ditto. The middle silver to Mr. Massey, for six varieties of *Calcœliarias*. The middle silver to Mr. Townley, for a collection of twelve miscellaneous plants. GENTLEMEN'S GARDENERS:—The large silver to Mr. Wilson, for a collection of twenty-four miscellaneous plants. The middle silver to Mr. Hamp, for ditto. The middle silver to Mr. Parsons, for thirty-six varieties of Heartsease. The large silver to Mr. Bruce, for eight varieties of Heaths. NURSERYMEN, &c.:—The middle silver to Mr. Brown, for thirty-six varieties of Heartsease. The small silver to Mr. Henbrey, for ditto. The large silver to Mr. Catleugh, for twelve varieties of *Pelargoniums*. The large silver to Mr. Lawrence, for twelve Tulips. ALL CLASSES:—The middle silver to Mr. Bruce, for a specimen plant. The small silver to J. Allnut, Esq., for ditto. The large silver to Mr. Bruce, for specimen plants of six distinct genera. The middle silver to ditto, for four specimens of *Orchidacææ*. The small silver to Mr. Brown, for a seedling Tulip, *Brown's Ulysses*, a bizarre. The middle silver to Mr. R. J. Chapman, for four sorts of fruit. The middle silver to Mr. Chapman, for a

basket of Grapes. The middle silver to Mr. Hamp, for a Pine-apple. The middle silver to Mr. Martin, for four sorts of vegetables. The small silver to Mr. J. Gaines, for ditto.

N.B.—DELIGHT; this Pansy is the most perfect specimen of form we have seen; the circle is complete, the flower lies quite flat, and the petals are in fine proportion to the size of the flower, the eye is fine, the upper petals are crimson-purple, and the belting, which is somewhat irregular, is of the same colour. It was pronounced a first-class flower, and was raised by Mr. J. S. Cook, of Longwick. Second class prize was awarded to Bragg's Elizabeth, a dark self of good substance. First-class Tulip, Ulysses; bizarre, broke by Mr. Brown, of Slough, ground clear, feathering clean and decided, cup short.

ON FORCING ROSES.—It is generally asserted that Roses do not succeed, if forced, two years successively. This I find from practical experience to be an erroneous opinion, as I have forced the same plants five consecutive seasons. They have been treated as any other potted plant would be, namely, shifted as they increased in size; and this year they have bloomed more profusely than they did the first season: in fact, they have annually improved in the number and beauty of their blossoms. My collection consists of Moss, Sponge, Cabbage, Unique, Wellington (Hybrid China), Crimson Perpetual, and Smith's Yellow Noisette, which succeeds much better as a forced than as a garden Rose. I am induced to mention these circumstances respecting forced Roses, from the failure which I perceive in that department in many gardens where there is every facility for procuring them; and there is no flower so highly appreciated, even by non-amateurs, as a forced Rose. ROSA.

AMARYLLIS BELLADONNA IN POTS.—I recommend any of your readers who wish to cultivate this plant in pots, to try the following experiment:—keep the plants constantly on a light shelf in the greenhouse, with a pan of wet sand underneath them, which should never be allowed to become quite dry, not even in summer, when the plant is dormant. By this treatment some bulbs received from the Cape of Good Hope, which if not *A. belladonna*, can hardly be distinguished from that species, have flowered regularly every autumn in great luxuriance. They should never be fresh potted unless the roots split the pots, which some of mine have done, and of course the foregoing treatment must not be adopted till the bulbs have rooted themselves. This management was adopted accidentally as regards these bulbs, having been ordered, under the suggestion of the Rev. W. Herbert, for *Brunsvigia Josephinae* and *multiflora*, which were received at the same time, and which now flower regularly every other year. For some fifteen years before, I never succeeded in getting any of them to flower. The ordinary cause of failure in the cultivation of *B. Josephinae* is too much heat in winter, and want of moisture in summer.—J. R. *Gardeners' Chronicle*.

LITERARY NOTICE.

Horticultural Essays, being the Papers read at the Meetings of the Regent's Park Gardens Association, for mutual Instruction. Part I. 8vo. p. 73. 1843.

It is highly creditable to the young men who have formed this Society, and given ten such essays on the subjects contained in the publication. They are drawn up in a clear and useful manner, and though not very extensive, they are still better—complete; each person has commenced at the point required, gone through the subject practically beneficial, and finished only when complete. Too much praise, we think, cannot be said in favour of the benefits of such societies, and the one established in connexion with the Regent's Park Gardens will, we doubt not, be one of the most useful. We hope it will be as well supported as it is justly entitled to it.

The following are the subjects treated upon:—On Cacti, by Mr. Maher; on Camellias, by Mr. Pigg; on the Oak, by Mr. Bevis; on training the Pear, by Mr. Moore; on the Mushroom, by Mr. C. McDonald; on the Atmosphere, by Mr. Moore; on the Willow, by Mr. Bevis; on Water, by Mr. Pigg; on Drainage of Plants in Pots, by Mr. Field; on Tropæolums, by Mr. Maher. The last article includes a very descriptive list of eighteen sorts.



Seedling Fuchsias. 1. Prima-donna. 2. Ecuadorensis

THE
FLORICULTURAL CABINET,

JULY 1st, 1843.

PART I.

EMBELLISHMENTS.

ARTICLE I.

No. 1.—FUCHSIA PRIMA DONNA.—HARRISON'S HYBRID FUCHSIA.

This fine variety we raised from seed saved from *Fuchsia splendens*, impregnated by *F. fulgens*. The plant is of a strong erect habit, branching freely, and produces its blooms profusely. The orange colour of the petals, bordered with deep crimson, is quite novel. We recommend it as one of the most conspicuous and best of the light varieties.

No. 2.—FUCHSIA EXONIENSIS.

This fine variety was raised by Mr. Pince, nurseryman, of Exeter, from seed gathered from *F. cordifolia*, impregnated by *F. globosa* (see advertisement in the present Number), and is one of the finest hybrids of its class, well deserving a place in every collection of this most interesting and beautiful class of flowers.

To grow the plants well, they require a rich loam in a rough state, having a very free drainage of broken pots, and then some lumps of turf, &c. Requiring a good quantity of water, which should be soft, a free drainage is essential. They show to the best advantage when trained so as to have a single main stem, retaining a due proportion of branches.

ARTICLE II.

FLORICULTURAL GLEANINGS.—No. 11.

ADDITIONAL POLYANTHUS DESCRIPTIONS,

BY MR. WILLIAM HARRISON, SECRETARY TO THE FELTON FLORISTS' SOCIETY.

(Continued from page 160, vol. x.)

RIDDLE'S MINNA TROIL.

MINNA TROIL is a very pretty variety of the dark-ground class, a seedling of last year, raised by Mr. Riddle, gardener to Mrs. Mitford, of Mitford Castle. A truss of nine pips was exhibited at the Felton exhibition on the 8th of May, and obtained the seedling prize. It is a very pretty variety of the dark-ground class, the eye being a very fine pure yellow, the mouth of the tube beautifully elevated above the level of the eye, the ground colour a fine dark velvet, and the lacing rather light, or narrow. The lacing is a trifle scared in two or three places out of the nine pips, but this is a trifling fault, compared with its many other good properties. There is no doubt of its taking its place among the acknowledged winning varieties in future years.

RIDDLE'S BRINDA TROIL.

This is another seedling of last year, and a lovely variety it is. Mr. Riddle has been fortunate in raising two varieties in one season that are likely to have their merits registered in the calendar of Flora's gems. Brinda Troil is of the red-ground class, being of a rich crimson, the eye a delicate palish yellow, somewhat similar to that of Clegg's Lord Crewe, the lacing rather heavier than that of either of the two last-named varieties, and the tube rather elevated, but not so prettily as that of her twin-sister, *Minna*. Still it is a delicate and lovely flower, and by many preferred to *Minna*, on account of its more delicate appearance and more correct lacing; but we have no hesitation in pronouncing both to be very fine, and hope the stock of them will thrive, that the floral world may have more opportunities of judging of their merits in future years.

CRAIGGY'S BERTRAM.

This is another exceedingly beautiful variety, raised by Mr. Craiggy, of Crawcrook, near Newcastle-upon-Tyne. The pips are well formed, the eye a very fine yellow, the tube neatly elevated, and the ground

colour exceedingly dark. The lacing is rather light, and uncommonly perfect. It promises, therefore, to be one of the finest varieties in cultivation, and, when *come-at-able*, will, I have no doubt, command the admiration of every one who cultivates it. I have placed it beside Maude's Beauty of England, and some of the best varieties noticed last year, and have no hesitation in pronouncing it equal to the best of them.

CRAIGGY'S BRITANNIA.

This is another of Mr. Craiggy's seedlings, and is another excellent variety. The pips are very large and uncommonly flat, the tube a little elevated, the eye a fine stainless yellow, the ground colour a rich dark brown, and the lacing rather heavy and exceedingly regular. One of the greatest recommendations of this variety is that the pips are much above the ordinary size, and totally free from cupping, being as flat as a shilling. I hail its appearance with pleasure, and congratulate Mr. C. on his success in producing two such superior varieties as *Bertram* and *Britannia*. Long may the seedling beds of him and Mr. Riddle continue to produce such gems as the four foregoing varieties!

BURNARD'S FORMOSA.

This variety was figured in the CABINET some years ago, and on trial I find it a strong and vigorous grower, the pips large and uncommonly circular, the eye a fine pure yellow, the tube beautifully elevated, and the ground colour a rich crimson when the corolla first expands, but it soon changes to a dark brown, nearly approaching to black. It is a noble and attractive flower for the eye of a judge, and will no doubt be a winning flower for many years to come, although it has a trifling fault, as the lace seems scarcely to reach the eye in the middle of the "heart-shaped segments." Having grown two strong plants this season, and observed that both trusses presented the very same appearance, I think it probable that this is its general character, in spite of which it will no doubt be a very formidable antagonist for many years yet to come.

HENDERSON'S PRINCE REGENT.

This is another pretty variety of the dark-ground class, and seems only to be cultivated in Scotland, as I have not met with it in any of

the southern catalogues. A truss of six pips is standing before me on a small plant, and therefore I conclude it is a very good trusser. The tube is well elevated above the eye, which is a good yellow, the ground a dark brownish crimson, and the lacing light and extremely regular. The segment divisions are also very correct. It seems a very desirable variety, and worthy of being better known in the southern parts of the kingdom.

CROWNSHAW'S INVINCIBLE.

This variety is not near so good as its name would indicate. It is a very correctly laced variety, but the corolla is so extremely angular that he who named it *Invincible* has been guilty of a complete *misnomer*. If it never blooms better than it has done here this season, I should pronounce it unworthy of introduction into a choice collection.

I intend to pursue this subject as opportunity offers, as the subject is by no means exhausted.

Felton Bridge End, June 1, 1843.

[We shall be glad of the continuance by our respected friend.—
CONDUCTOR.]

ARTICLE III.

A DESCRIPTIVE CATALOGUE OF TULIPS.

BY MR. JOHN SLATER, FLORIST, CHEETHAM HILL, NEAR MANCHESTER.

ANOTHER season has passed over, which, notwithstanding its unfavourableness, has afforded opportunities of collecting further information for the benefit of the amateur Tulip grower. I have been at considerable expense this season that I might make such corrections to what notes were made during the last, and I can see only one that needs correction, and that one is *Cerise Royale*. I find I have been imposed upon by a foul-bottomed Tulip, similar in character, but different inasmuch as the true one has a pure one. The person I noticed in former communications has continued publishing all manner of libellous matter, which he calls criticisms, upon my catalogue, without daring to reply to my last defence of it; and if he had taken the advice of Cumberland, who says, "Let every disputant make *truth* the only object of his controversy," he would have done

well. He has asserted in his publication that I have been to Mr. Lawrence's, at Hampton, and been privately convinced of my error in describing Polyphemus as having foul stamens. I have seen the variety in Mr. Lawrence's best bed, and all more or less tinged, although Mr. Lawrence says it does *occasionally* come clear. I did not write of things *occasionally*, but as to their *general* character, and my object has been to place a beacon to guide the young florist from foundering on the banks of disappointment, and to enable him to make such a selection as will gratify his feelings when in bloom, and not cause him to decline the pursuit in consequence of having been deceived. The writer I allude to has attempted to cast a slur upon my transactions in the most marked manner, and probably, instead of its falling to crush me, as intended, it will place his character for *veracity* in a more conspicuous situation. He ought as a literary man to

“ Remember only that his words be true,
No matter then how many or how few.”

I have, says he, admitted that if we did not rail at the southern florists we should not be able to sell our flowers. I have publicly dared him to the proof that I ever uttered such a sentiment. Foiled in all his attempts, he resorts to slander and abuse, in the place of argument. I purpose at a future opportunity to show his complete ignorance upon the subjects he has written, or else he would not make such blunders. He must not claim *infallibility*. Our tastes and our opinions do not agree in *all points*, but probably in the *main* features we do. I must express my obligations to the southern florists in general for their kindness and courtesy to me this season, and I doubt not, from the conversations had, a better opinion will henceforth be formed of the northern florists, and instead of charging us with being a century behind, admit at once at least our equality, if not more. We want all they want as respects form and bottom, but we want steadiness of marking combined, and I am glad that they are of our opinion, only, say they, it cannot always be obtained. True, but the nearest approach to it will always meet with a ready welcome in the north, and, as I have before expressed, we are glad to see a good flower, without reference as to its being raised in the north or south.* With these preliminary remarks, I proceed to describe a few more.

* So will the southern florists.—CONDUCTOR.

BALURUC

Is a third-row flamed Byblomen, form middling, bottom creamy, excellent and heavy marker; colour almost black.

BUCKLEY'S SEVENTY-ONE

Is a second-row flamed Byblomen, cup rather long, bottom creamy; good stage flower; colour dark.

BIJOU DES AMATEURS

Is a third-row flamed Byblomen, good cup, bottom creamy, colour dark, heavy marker; a first-rate stage flower.

BOLIVAR (LAWRENCE'S)

Is a second-row flamed Bizarre, cup good, bottom not extra, stamens tinged, dark colour, but not heavy marker.

BYZANTIUM

Is a second-row feathered Byblomen, broke from the breeder, by Mr. Lawrence, of Hampton. The cup good, bottom pure white, excellent; marks and colours in the style of Rowbottom's Incomparable.

CAMILLUS.

This is a first-row flamed Rose, cup rather long, bottom pure, colour good, petals rather narrow; is a first-rate marker, and fully equal to Rose Unique in its best state.

CAMARINE

Is a fourth-row flamed Byblomen, raised by the late Mr. Lawrence; good cup, bottom creamy, dark colours, excellent marker, and good stage flower.

CARTER'S PERLE D'ANGLETERRE

Is a second-row flamed Byblomen, cup not good, bottom creamy, stamens tinged, colour dark.

CATHARINE

Is a first-row feathered Rose, good cup, bottom pure, stamens tinged, delicate scarlet colour. There is also one grown under that name which is much more yellow than Walworth when opening.

CHARLES XII.

Is a second-row feathered Bizarre, raised by Mr. Sooms, of Chester; cup not good, bottom not extra, stamens tinged, petals rather narrow; is but a middling marker.

CHEF D'OEUVRE

Is a third-row flamed Byblomen, cup long, bottom pure white, good, colour dark; good stage flower.

CLEOPATRA

Is a second-row feathered Byblomen, cup rather long, creamy bottom, white good, marks well.

CURION (SLATER'S)

Is a second-row feathered Bizarre, raised from seed by myself, and broke this year; cup good, bottom pure, and promises to be a first-rate stage flower.

DAVY'S QUEEN CHARLOTTE

Is a second-row flamed Byblomen, good cup, bottom pure, and is a fine dark-coloured flower, similar in character to Queen Charlotte, only a better form.

DOROTHEA SUPERFINE

Is a first-row feathered Byblomen, cup rather long, bottom creamy, stamens tinged, delicately feathered.

DUKE OF HAMILTON (SLATER'S).

This is a second-row flamed Bizarre, and will rank high as a stage flower; broke good this year from the breeder; the cup good, much better than Polyphemus, being shorter; bottom, &c., pure, and the ground colour a deep rich yellow, the feathering almost a black.

DUKE OF LANCASTER (See Charles X.)

EARL GREY

Is a third-row flamed Bizarre, good cup, bottom pure, and marks like Charbonnier (Query, Is it not the same?)

ELIZABETH (JEFFRIES')

Is a second-row feathered Rose, good cup, bottom pure, but creamy at opening; marks in the style and colour of Queen Boadicea when not heavily marked.

ELY'S QUEEN VICTORIA

Is a first-row flamed Byblomen, good form, bottom very creamy colours dark, feathering delicate.

EMPEROR OF AUSTRIA

Is a fourth-row flamed Bizarre, good but rather long cup, bottom pure, excellent marker, and stage flower when grown strong.

ARTICLE IV.

OBSERVATIONS ON THE FAILURE OF PLANTS BLOOMING
AFTER REMOVAL FROM FRAMES, &c., INTO SITTING ROOMS.

BY SCOTUS, OF GLASGOW.

IN common with a numerous class of the subscribers to your excellent and useful little work, who have no greenhouse, and who trust to the ornamenting of their sitting rooms by the removal from pits and frames, or from the open air, of their floral favourites, as these come into bloom, I have experienced much disappointment in the frequent failure of such bloom, immediately on the removal of the plants into a sitting room, as the beautiful class of Fuchsias, for instance, and, unfortunately, the objection lies to many others, though, perhaps, to few in the same degree. The amateur watching with delight a handsome plant bursting into bloom, and, to enjoy it the more, he has it carried to the house, where, with his other favourites, he may have it always before him; but, to his mortification, after two or three days pass, flower after flower, and bud after bud, drops off, and he soon finds his admiration limited to the beauty of the foliage.

This is an evil which all admirers of flowers have felt as a serious one, but I cannot think that it is one without a remedy, and that if the precise cause were better understood the grievance might not be obviated. Perhaps this may fall under the eye of some of your scientific readers, who, I am certain, would confer very great favour upon many of your subscribers, by one or more articles on the subject suited to the pages of your work.

It is undoubted that the dry atmosphere of a sitting room is one ill fitted for plants, particularly such as are just introduced when coming into flower; and it is equally undoubted that over watering, or an undue delay in giving water, will produce the mischief to

which I have referred; but I doubt whether the first-mentioned cause be enough, in itself, if care be taken to guard against the others. In my own experience I have sedulously watched the management of a Fuchsia in the circumstances mentioned, and thought that every precaution was taken against either over or under watering, while I have, nevertheless, been disappointed at finding that I could not preserve the flower buds. Thence, I conclude, there must be other causes in operation, independent of the quantity or regularity of water supplied. The regulation of the air, it will be said, is the next point. True, and I have not omitted this—that is, in giving to the plants, during summer, as well as at other seasons, all the air possible, consistent with the use of the apartments in question.

The object of the inquiry, at which I have thus hastily pointed, is to ascertain what are the causes (beyond these inevitable ones already noticed, and I exclude all the notice of gas) which impede the bloom, or cause the entire dropping off of the flower buds of plants in rooms where the strictest attention is paid to the watering and airing of the plants. To the amateur florist this is an inquiry of much interest, and while I hope that these hasty remarks may be the means of calling forth some scientific explanation of the causes to which I have referred, they may possibly induce some of your many readers, who have time and opportunity, to give their attention, in the way of experiment, to a useful and interesting subject.

New Manures.—An equally interesting subject for experiment by amateur florists, would be in the guano, and other new and powerful manures lately introduced to use in agriculture. Amidst the pursuits of the florist, where rich and vigorous bloom, even, in many cases, at the sacrifice of the plant for the year, is so much an object, a vast deal will, some day or other, be done with these powerful auxiliaries, and those having time and opportunity ought to be at their experiments, and not be shy to communicate the results through such channels as yours. Much is to be done in this way, and the only caution necessary is to be sparing in the application of the powerful stimulants in the first trials.

With best wishes to you for the stimulus you have aided in giving to these innocent and interesting pursuits, I am]

SCOTUS.

ARTICLE V.

OBSERVATIONS ON RAISING HYBRID IXIAS, AND OTHER SIMILAR PLANTS.

BY H. D., OF GUERNSEY.

THIS island has long been known amongst gardeners in England for the suitability of its climate and soil for the cultivation of all those tribes of plants usually denominated "Cape bulbs," and to these, recent experience has proved, may be added the splendid novelties procured by Dr. Siebold from Japan, and the additions recently made by other collectors from California and elsewhere.

But, notwithstanding our local advantages, little has hitherto been done in raising seedlings, and still less has advantage been taken of the facilities offered us by artificial fertilization to originate new and improved varieties.

This state of things has been caused by various circumstances, but none has perhaps more powerfully contributed to it than the great length of time required to bring certain seedlings to a blooming state: it is true that *Sparaxis* and *Gladioli* will generally show flower the second year from sowing, and of the former class many splendid varieties have, within the last few years, been obtained, but *Ixias* requiring from four to six years' growth to bring them to a blooming state very few persons have had courage to attempt it, and the very few novelties that the last twenty years have produced have been the result of chance.

With a view of filling up in some degree this blank in our gardening progress, I was induced, in 1837, to fertilize some trusses of *Ixia capitata tricolor*, with the pollen of *Ixia conica*, the seed was sown at once in a south border, and has remained there unprotected and undisturbed through winter and summer till this hour.

It was only last spring (1842) that a few small flowers began to appear, but this summer the bloom has been general, and the result such as amply to compensate for six years of expectation and patience. Fourteen new and perfectly distinct varieties have been marked, of almost every possible colour, buff, purple, white, crimson, yellow, orange, &c. Some with and some without spots or eyes, and these again of various tints: annexed you will receive some further particulars in a tabular form.

These hybrids, besides their novelty, unite almost every other desirable quality;—earliness of bloom, hardiness of habit, brightness and richness of colours, stiff growth, large trusses and size of flowers, and I hope that the successful result of this attempt will encourage others both here and elsewhere to repeat it and to publish the result of their experiments.

It may be interesting to some of your readers to mention another new hybrid *Ixia*, the produce of artificial fertilization, raised a year or two since by my neighbour, H. O. Carre, Esq., between the old well-known buff *I. longiflora* of the borders and *I. alba maculata*. This remarkable flower retains all the hardy properties, free blooming, branching growth, and peculiar shape of the old *longiflora*, but the flower is pure white, opening from the extremity of a dark tube, which gives it a very pleasing and novel effect, and will, doubtless, render it hereafter one of the favourites of the tribe to which it belongs: at present I believe it is only in the hands of myself and the raiser of it, to whom I am indebted for a bulb.

NEW HYBRID IXIAS.

- No. 1. *Purpurea campanulata*; bright purple; large flower.
 2. *Elegans*; tall white, rosy centre; large flower.
 3. *Purpurea maculata*; dark purple, dark centre.
 4. *Cuprea capitata*; copper coloured; very large truss.
 5. *Canariensis*; pale lemon coloured.
 6. *Capitata bicolor*; pure white, black centre.
 7. *Lilacea sarniensis*; tall growth, most abundant bloomer.
 8. Same as No. 2, but dwarf.
 9. Bright orange; dwarf.
 10. *Rosea maculata*.
 11. *Rosea rubra*; dwarf habit.
 12. *Rosea rurida*; ditto.
 13. *Sanguinea*; bright orange with a blood coloured centre.
 14. *Maculata suprema*; buff with a large crimson centre and crimson tips to each petal; beautiful.
-

ARTICLE VI.

ON OBTAINING DOUBLE FLOWERS.

BY MR. THOMAS DOWELL, GRENDON, IN WARWICKSHIRE.

Observations on planting out Annuals, &c.

PERHAPS the following observations may be of use to some of your readers:—I have found for the last three or four years, in planting out such things as German and Ten-week Stocks, China Asters, French and African Marygolds, that the smallest plants almost invariably produce double flowers, whilst the tallest plants generally produce single ones; therefore, by planting the small ones in the most conspicuous situations, the double flowers will, in a great measure, be obtained where they are the most wanted. The small plants, as a matter of course, will not all come double, but the greater part of them will.

And I believe the same would apply to the Hollyhock, as the double varieties are often weak plants, compared to the single ones.

The Dahlia is somewhat an exception to the above, as some of the finest varieties of Dahlias are tall growing plants; but still for all this the small seedlings should be taken care of, because those that come double will most likely be of a dwarfer nature than the others.

ARTICLE VII.

A FEW HINTS TO FLORISTS.

BY MR. THOMAS IBBETT, FLORIST, MOUNT PLEASANT, BULL FIELDS, WOOLWICH.

HAVING been a subscriber to the FLORICULTURAL CABINET since the year 1836, I beg to state its perusal has always afforded me the greatest pleasure, containing as it does so much valuable information on the culture of flowers, and other equally interesting remarks; amongst which I think I may venture to say there will not be found one more prominent and to the purpose than an article inserted by Mr. William Woodmansey, of Harpham, near Driffield, Yorkshire, entitled "Five Minutes Advice to a Young Florist," (which you will recollect appeared in the Number of last September, p. 199;) and I have no hesitation in saying it is one of the best I have seen in this or any other work, it being founded on the broad basis of truth.

Many may think I have formed a very high opinion of Mr. Woodmansey. My answer is, no higher than others have expressed; and in proof of which, shortly after its appearance in your CABINET I read it in the "Gardener's Gazette," (it had been merely altered in a few words,) and was sent by an individual (whose name I do not think worth mention) as his own original composition. I lost no time in acquainting Mr. Woodmansey of the fact, who immediately wrote to the editor of that Gazette, and the reply was most politely published by that gentleman, who, in thanking Mr. W. for his information, assured him he would never in future insert anything that fell from the pen of "the pitiful copyist." As Mr. Woodmansey has afforded so much useful information to young florists, I will, with your permission, Mr. Editor, endeavour to give a few plain hints to florists in general.

In the first place, I beg to state that I am a great admirer of all florist flowers, but more particularly attached to the Pink, the growth of which I am happy to observe is now much encouraged, and there is not a first-rate sort in the kingdom but I would purchase if it were to be had. I shall now point out one great error that prevails amongst the cultivators of this beautiful flower; that is, being late in giving their orders, for the best time for planting out Pinks is from the middle of September to the middle of October. If you wish to obtain good blooms, the earlier the better; and then you are more likely to get strong plants, and also many new sorts, which, if left late, you cannot obtain at all. For instance, in 1840, when I sold out my Captain Deans Dundas, in a fortnight I had not one plant left on hand, and could have sold five times the number if I had had them. About ten years ago I was visited by that celebrated florist, the late Mr. Squib, of Salisbury; and I think I may venture to observe, that in his time few persons possessed more general knowledge of florist flowers than he did. Mr. S. wished to purchase some particular sorts of Pinks, (it was the latter end of August.) I showed him my plants, and he desired me to take up a few pairs which he named. My answer to him was, that they were in a fine growing state, and that in about three weeks I should be sending some of them out, and, if he would give me his address, I would be sure to send them to him. He very kindly tapped me on the shoulder, and said, "Mr. Ibbett, have you been so long a florist, and not know

there is no time like the present ; take me up the plants, and I will pay you." I complied with his request, and told him his observations were perfectly in accordance with mine ; and I wish many others were of the same opinion, as it would be much better both for the purchaser and the vender. It is not only so with the Pink, but with most other florist flowers ; and those who would wish to have good plants, cannot do better than send their orders early, as the best and new sorts generally meet with a brisk sale.

For information to many florists who may live a distance in the country, I beg to offer a few remarks respecting a society held at the Star Inn, Slough, near Windsor, which I conceive to be the best in the kingdom for its judicious arrangements, and an example to all other floricultural societies ; it is an open show to all England, and gives encouragement to the young as well as to the old and experienced florist. It is divided into three classes, viz., 1st. Nurserymen. 2nd. Amateurs and gentlemen gardeners. 3rd. Young florists that have never won a prize or grown flowers for florists.

I have often seen application to the FLORICULTURAL CABINET for a list of first-rate sorts of flowers. I think I may venture to state, that the best criterion will be formed by a perusal of the reports of the London Floricultural Society, held at the Crown and Anchor, Strand, and the open show (stated above) at Slough, near Windsor, where they will find the best flowers shown by the best growers and best judges in the kingdom. Should any person produce a seedling pink that is considered a first-rate flower by either of the above-named societies, I will thank him to put my name down for two pair, and send me word when I can have the plants, and I will forward the cash for them.

ARTICLE VIII.

REPLY TO MR. SLATER, OF CHEETHAM HILL, NEAR
MANCHESTER.

BY MR. J. TWITCHETT, OF CAMBRIDGE.

My attention has been called to an article which appeared in the April number of your work, purporting to be an answer to a "Midland Florist," respecting the merits of my scarlet bizarre carnation, Don John ; and I must confess that I am much surprised that so scur-

rilous a matter should have gained admittance of such universally acknowledged a publication to respectability.

In the first, I beg to assure your readers that I have no knowledge of the writer of the article who signs himself "A Florist of one of the Midland Counties;" and Mr. Slater is also personally unknown to me; but as I have witnessed many instances of the jealousy of the northern florists respecting the south country flowers, I had determined to let my Don John win his way, which I firmly believe he will yet do, in the northern counties.

I now proceed to answer Mr. Slater's scurrilous insinuations and queries. I went to London on the Saturday morning previously to the Surrey show, which was on Tuesday, with some friends with whom I had agreed to visit Chatham, and come back to London, having requested my brother-in-law to cut my flowers and forward them to London on Monday afternoon. I met them at the place appointed, and proceeded to take tea with Mr. Headley and Mr. George Glenny; after tea the latter saw the bloom of my Don John dressed, which I exhibited the next day at the Surrey Gardens. As it was rather late that evening before we separated after dressing our flowers, and as we agreed to breakfast together, I left my flowers in Mr. Headley's charge. After I was gone Mr. H. put some camphor to the water in the tubes to keep the petals stiff, but unfortunately made the infusion too strong, which had the effect of closing the whole of his flowers, as well as four out of the five blooms of Don John. This latter bloom was so much injured, that I at first determined not to exhibit it; but was told that the fancy would be much disappointed if I did not, and I yielded. Fortunately the two blooms I had of my seedling scarlet flake, Queen of Scarlets, had escaped the mixture, and were well and fresh; but neither myself nor did Mr. Headley know that our flowers had sustained any injury till we opened our boxes in the Surrey Zoological Gardens. I am an old florist, and those who know me would scout Mr. Slater for his insinuation, that the bloom I exhibited was given me by Mr. Headley, or that I ever exhibited flowers I did not grow; and Mr. H., who is an independent gentleman, highly and deservedly respected by every one who has any knowledge of him, is far beyond the reach of Mr. Slater's poisoned shaft.

I beg to inform Mr. Slater that this was the first London exhibi-

bition I had seen ; and that all the exhibitors and members, with one exception, were perfect strangers to me. I neither knew nor cared who were to be the judges ; they were appointed by the committee, with which I had nothing to do, as I was not then a member of the society.

However, as so much boast has been made of the great superiority of the northern flowers over the southern, though I believe Mr. Slater has claimed a victory for Chadwick's Brilliant show flower (at the London Floricultural Show last year), which Mr. Headley informed me was won by my Queen of Scarlets, yet I should wish, and I hereby challenge, Mr. Slater to meet me at the next July show at the Surrey Zoological Gardens, and bring blooms of his finest northern Scarlet Bizarres and pit them against south country ones, either one or three blooms of each flower, and let us have a sweepstakes, the best flower to take the prize and honour. There are as good in the metropolis as any in the world ; and let the committee appoint three amateurs, or three other judges, who have no interest in the matter. I will be there, if alive and well, with blooms of my Don John, and shall be right glad to see Mr. S. with his northern flowers ; but I will just whisper to him not to bring any eight-petalled blooms, as they will not do in London, or any where but in the north.

[Our object in introducing the subject was with a view to obtain more general information on the merits of the flowers named, so as to be a more certain guide for purchasers.—CONDUCTOR.]

PART II.

LIST OF NEW AND RARE PLANTS.

DENDROBIUM TAURINAM. Bull-headed. (Bot. Reg. 28.) Orchidaceæ. Gynandria Monandria. Sent from Manilla by Mr. Cuming to Messrs. Loddiges, with whom it has bloomed. The sepals of a yellowish green, petals twisted, long, of a deep purple. Lip pale purple. Each flower is about three inches across.

BARNADESIA ROSEA. Rose-coloured. (Bot. Reg. 29.) Compositæ. Syngenesia Polygamia. A spiny, bushy, greenhouse plant, a native of South America. It has bloomed in the collection at Sion-house Gardens. The flowers are produced in circular spikes, but only a few at the summit expand at the same time, gradually blooming to the base ; the head, when expanded, is a little more than an inch across. The blossoms are of a rosy-red colour.

COMARASTAPHYLIS ARBUTOIDES. Arbutus-like Gritberry. (Bot. Reg. 30.) Ericaceæ. Decandria Monogynia. Sent from Guatemala by Mr. Hartweg to the London Horticultural Society, in whose garden at Chiswick it bloomed last October, and again commenced blooming in May of the present year. It has

much the appearance of an *Arbutus*. It is a pretty shrubby plant, growing about six feet high, thriving similar to an *Arbutus*, but appears to be rather tender for the climate at Chiswick. The flowers are produced in large panicles, the stems of which are crimson, and the blossoms are white, producing a pretty contrast. The flowers very much resemble those of the white variety of Irish Heath.

MARCEZIA EXCORIATA. Loose-barked. (Bot. Reg. 31.) Melastomaceæ. Octandria Monogynia. A neat little greenhouse plant, in the collection at Sion-house Gardens. It grows naturally in tropical America, in mountainous places. It succeeds best in a warm greenhouse, or in a moderate stove. It is a very branching, half-shrubby plant, flowering very profusely in racemes. Each blossom is near half an inch across, flesh coloured.

TROLLIUS ACAULIS. Stemless globe flower. (Bot. Reg. 32.) Ranunculaceæ. Polyandria Polygynia. It is stated to have been discovered in Cashmere. It is a hardy herbaceous plant, flourishing in a damp situation in July. The flower-stem is about two inches high; one-flowered. Each blossom is about an inch and a-half across.

NEMATANTHUS LONGIPES. Long flower-stalked. (Bot. Mag. 4018.) Gesneriaceæ. Didynamia Angiospermia. From Brazil. It has bloomed in the Kew collection, in the moist temperature of an Orchideous house. It is a climber. The flowers are of a very rich scarlet colour, drooping, tubular. Each blossom is near three inches long. It deserves to be in every hothouse or warm greenhouse.

POLYSPORA AXILLARIS. Axillary. (Bot. Mag. 4019.) Ternstræmiaceæ. Monadelphia Polyandria. (Synonym.) *Camellia axillaris*. It has in all respects the habit and resemblance of the general tribe of Camellias. The flowers are single, cream coloured, each about three inches across.

IMPATIENS GLANDULIGERA. Glandular Balsam, or Touch me not. (Bot. Mag. 4020.) Balsamineæ. Pentandria Monogynia. From North India, sent from Cashmere. It is an annual, growing ten or twelve feet high, blooming very profusely in the open ground during the greater part of summer, especially so at the end of the season, in large panicles. They are of a deep reddish purple. Each blossom near two inches across.

CESTRUM VIRIDIFLORUM. Green-flowered. (Bot. Mag. 4022.) Solanææ. Pentandria Monogynia. It is a very highly fragrant plant, sent by Mr. Tweedie from South Brazil, where at night in the woods it diffuses a powerful fragrance. It grows freely in this country in a cool stove, and blooms in the autumn and early winter. The flowers are numerous, in spikes, of a yellowish green, each blossom being about half an inch across.

LOMATIA ILLICIFOLIA. Holly-leaved. (Bot. Mag. 4023.) Proteaceæ. Tetrandria Monogynia. A native of Port Jackson, in Australia. It is an ornamental, evergreen, shrubby plant, producing large compound spikes of white flowers. Each blossom is near an inch across.

CYMBIDIUM DEVONIANUM. The Duke of Devonshire's Cymbidium. (Pax. Mag. Bot.) Sent from India by Mr. Gibson to Chatsworth, where it has recently bloomed. The racemes of flowers are from twelve to eighteen inches long. Each blossom is near two inches across. Sepals cream colour, having a red stripe down the middle. Petals cream colour, having three red stripes on each. Lip of a purple crimson, having a very dark shade near the base. It is a very neat and pretty flowering species.

SCUTELLARIA SPLENDENS. Splendid-flowered Skull-cap. (Pax. Mag. Bot.) Labiateæ. Didynamia Gymnospermia. A native of Mexico, requiring a warm greenhouse, where it blooms profusely throughout winter. It is a dwarf and compact growing plant, producing its numerous flowers in loose terminal spikes, of a deep scarlet colour. Each blossom is about an inch long. It is a desirable plant, of easy culture. It is in several of the principal nurseries in this country.

CENTRADENIA ROSEA. Rose-flowered. (Pax. Mag. Bot.) Melastomaceæ.

Octandria Monogynia. (Synonym, *Doncklaeria diversifolia*.) A neat shrubby plant, growing freely in a warm greenhouse. A native of Mexico. The flowers are produced in corymbose, terminal racemes, of a pale pink colour. Each blossom is about three quarters of an inch across. It is in most of the principal nurseries.

HOVEA SPLENDENS. Splendid-flowered. (Pax. Mag. Bot.) Leguminosæ. Monadelphica Decandria. It is from the Swau River colony, and has bloomed with Mr. Knight, nurseryman, King's-road, Chelsea, London. It bears a considerable resemblance to *H. Celsii*, but the leaves are narrower. The flowers are produced always in pairs, and in a more loose spike. The standard is of an intense bright blue, having a white ring at the base. Wings and keel of a purplish blue. It is, like the other kinds, deserving a place in every greenhouse.

PART III.

MISCELLANEOUS INTELLIGENCE.

QUERIES.

ON THE DESTRUCTION OF COCKSCOMBS.—Having been much disappointed in some Cockscombs, which promised well up to the time of blowing, but have since been affected by disease, attacking them just at the junction of the stalk and blossom, I should feel much obliged by your noticing it in your next Number. The stalk turns brown, and the head droops and decays. They were grown in a warm frame, and afterwards removed to one still warmer. Sulphur was applied, supposing it to be a sort of mildew, but without effect.

M. G.

[When sprinkled over head frequently with water, and more especially cold or hard water, the combs rot at their origin, as stated above.—CONDUCTOR.]

ON A DISEASE AFFECTING PELARGONIUMS.—I should be very much obliged if you, or any of your correspondents, could explain to me the cause, and give me a remedy for the blight which infests my greenhouse plants. I enclose some leaves, which will show you what it is. I am aware that a common observer would say it was dirt, or soot from the neighbouring chimneys; but this cannot be the case; there has not been a fire in the greenhouse half a dozen times all winter, and I have taken great pains to wash the leaves with a brush. I have had them all put out of doors and syringed, and have also used tobacco-water; still, however, there is scarcely a plant free from it, and the Geraniums are particularly infested; and even those plants that have been out of doors a month, and, therefore, have been well washed with thunder showers and almost daily rain, they are as bad as those in the greenhouse. The greenhouse has not been built more than two years, is clean, light, and airy, and stands by itself in the flower-garden, apart from any smoke. Any information in your next Number of the useful FLORICULTURAL CABINET would greatly oblige

June 6, 1843.

AZALEA.

[The plants, of course, required water during winter; fire was seldom applied, so that to keep them from frost the house was most likely kept close, which encouraged mildew, with which the leaves sent have been affected. Dry sulphur (common) dusted over the foliage would speedily remedy the injury at present; and a better attention to keeping the greenhouse dry and properly ventilated will prevent a recurrence in future. When the green fly attacks the under side of foliage, which is often the case with Pelargoniums, the upper sides are often disfigured by the excrement. When this occurs, the fly must first be destroyed by smoke, or by the top of the plant being dipped over head in a strong mixture of tobacco-water; after which the surface must be sponged clean.—CONDUCTOR.]

ON HOYA CARNOSA.—A new subscriber would feel obliged by your informing him in your next Number of the CABINET the best treatment for a Hoya, as he has had one for three years in a pot, trained up a barrel-shaped trellis, and has never been able to get it to flower; and also some of the causes which hinder it from flowering. I have some Achimenes longiflora coming up in a pot; are there any peculiar modes of treatment when it is growing, and do they require much water.

[A rich sandy loam and peat soil in equal parts, not sifted, and having a liberal drainage, suits it. The plant does not root extensively, so that care must be taken not to over-pot it. It requires a stove or very warm greenhouse temperature to flourish in. If the plant grows vigorously and does not bloom, though in a suitable temperature, it may be caused by erect training. In such case the shoots should be trained horizontally, which will induce its blooming. If over-potted, reduce the same. Respecting the Achimenes, we refer our correspondent to the remarks we have given in our last and former Numbers of the CABINET, where figures of *A. longifolia*, *pedunculata*, and *grandiflora* are given.—CONDUCTOR.]

REMARKS.

LONDON HORTICULTURAL SOCIETY.

THE second General Exhibition took place at the Chiswick Gardens on Saturday June 17th. The weather was highly favourable, and the assemblage of visitors amounted, it was judged, to at least ten thousand; and the specimens exhibited were of the finest character as to health, size, and beauty, certainly unequalled in floral beauties at any previous meeting. The weather in general being so cold for the last few weeks had retarded the Roses, so that there were but few shown, and those not near so fine as on former occasions; no doubt but there will be a fine display at the next general exhibition, announced to be held on July 12th. The quantity of specimens were so very numerous we were not able, from the crowded state of the tents, to obtain the names of all; but of every one of a superior character we did, and which comprise the following:—*

PELARGONIUMS.—There were numerous new seedlings exhibited, both specimens in pots and cut specimens; some not only of a very novel character, but first-rate excellence in form and habit. As usual, those of E. Foster, Esq., of Clewer, near Windsor, were peculiarly attractive, some of the kinds possessing every desired quality, and which is the case of some exhibited by other growers. We noticed the following:—

By E. FOSTER, Esq. 2nd ROBUSTUM.—The lower petals rosy-purple; upper ones having a large dark clouded spot, shading off to deep crimson, and terminating with a distinct bright rosy-purple margin. Very good form.

1st PHÆON.—The lower petals rosy-flesh colour, upper ones having a large dark clouded spot, edged with rosy-crimson. Very fine form.

PHÆTON.—Lower petals of a deep rosy crimson; upper ones having a large velvet spot, edged with bright crimson. Very fine form.

2nd DUKE OF DEVONSHIRE.—Lower petals of a bright rosy-purple crimson; upper having a large velvet spot, shading off to deep crimson, and terminating with a beautiful crimson purple. The centre of flower nearly white. Very fine form, and a beautifully distinct flower.

SAPPHO.—Lower petals a pretty carmine flesh colour; upper ones having a dark velvet spot, shading off with rich bright crimson, and having a carmine flesh-coloured margin. The centre of flower white, producing a striking contrast. Very fine form.

By Mr. CATLEUGH. LORD OF THE ISLES.—Lower petals white, with a slight

* At all previous exhibitions the names of the successful exhibitors, as such, were placed at each respective collection; but this was omitted on the present occasion, which was justly a cause of complaint, both by spectators and exhibitors. We never saw it adapted at any other place, nor heard why done on this occasion. We feel assured its continuance will lessen the number of exhibitors. We were much pleased, however, to notice the name of nearly every specimen exhibited was appended to it.

spot on each ; upper ones having a large dark velvet spot, shading off with carmine, and have a distinct white margin. Very good form.

MISS YORKE.—Lower petals of a pretty pink ; upper ones having a large, clouded, dark spot, edged with rosy carmine. Good form.

CERIA.—Lower petals pink ; upper ones of a pretty rose.

MESSRS. VEITCHS, of Exeter. FORMOSA.—Lower petals a fine rosy-flesh colour ; upper having a large, velvet, clouded spot, edged with crimson. Centre lighter, giving it a pretty contrast. Very good form.

By Mr. GAINES. PRINCESS MARY.—Lower petals a fine rose ; upper ones having a large, bright, carmine blotch, edged with rosy carmine. Centre of the flower white. The petals are of good form as to outline, but somewhat waved on the surface of the upper petals, near the margin, in the specimen shown, which might be induced by some casualty.

COTHERSTONE.—Lower petals pink ; upper having a large, dark, clouded spot, edged with carmine.

KING OF BEAUTIES.—Lower petals rose, with a pretty purple tinge ; upper ones having a middle-sized dark spot, edged with rosy crimson.

SAXON KING.—Lower petals a pretty carmine ; upper ones having a middle-sized blotch, veined with a darker colour, edged with bright scarlet. Good formed petals.

EGBERT.—Lower petals of a deep rosy pink ; upper ones having a large clouded spot, veined with darker, edged with rosy carmine.

By Mr. APPLEBY, gardener to J. Robinson, Esq., of Egham Lodge, in Surrey. (Not named.)—Lower petals white, tinged slightly with lilac, and having in the centre of each petal a small spot of purple ; upper petals having a large velvet blotch, shading off to purple, terminating with a white margin. Flower large, good form.

By Messrs. CHANDLERS, of Vauxhall Nursery. ADMIRABLE.—Lower petals pink ; upper petals having a dark spot, edged with crimson. The edges of the upper petals are crimped and waved.

PRESIDENT.—Lower petals pink ; upper ones having a dark spot, edged with rosy crimson.

By Mr. RENDLE, nurseryman, Plymouth. LYNE'S PRINCESS ALICE.—Lower petals rosy-flesh colour ; upper ones having a large, dark, clouded spot, shading off with deep crimson, veined with a darker colour, and having a margin of light rosy-flesh colour. Very fine form.

LYNE'S SAPHO.—Lower petals a beautiful pink ; upper ones having a very distinct dark spot, and to the margin a fine carmine rose. The centre of the flower is white, producing a pretty contrast. Very fine form.

LYNE'S APOLLO.—Lower petals scarlet ; upper ones having a very distinct dark spot, shading off with scarlet to the margin.

By Mr. PAMPLIN, nurseryman, of Waltham Abbey. WILSON'S FIRE KING.—Lower petals rosy-flesh colour ; upper ones having a large dark spot, edged with scarlet.

WILSON'S QUEEN OF SHEBA.—Lower petals white, tinged with lilac ; upper ones having a large clouded spot, with a slight margin of white. Flower large, good form.

WILSON'S PRINCE OF WALES.—Lower petals pink ; upper ones having a large dark spot, edged with crimson. Good form.

WILSON'S R. I. NEWTON.—Lower petals flesh colour ; upper ones having a large dark spot, shaded off with rosy crimson ; margin nearly white. Good form.

By Mr. IVERY, nurseryman, of Peckham. ECLIPSE.—Lower petals rosy-flesh colour, with several slight veins of a deeper colour ; upper ones having a large clouded spot, veined with a darker colour, and a margin of light flesh. Flower large.

RIVAL KING.—Lower petals of a rosy-crimson colour ; upper ones having a dark spot, shading off with crimson red, slightly veined. Good form.

BRUNETTE.—Lower petals lilac ; upper ones having a large velvet spot, edged with lilac. Good form.

ARTILA.—Lower petals flesh colour ; upper ones having a crimson spot, shading off lighter to the margin. Large flower.

CAPTIVATION.—Lower petals flesh colour; upper ones having a large dark spot, with a margin of rosy flesh. Flower large.

By Mr. MITCHELL, of Brighton. **HENRIETTA.**—Lower petals pale blush; upper ones having a large clouded spot, with a pretty blush margin. Good form.

By Messrs. LUCOMBE, PINCE, and Co., of Exeter. **THURTELL'S HORATIO NELSON.**—Lower petals a pretty blush; upper ones having a large, clouded, dark spot, edged with rosy crimson, and a margin of blush. Centre of the flower nearly white. A fine form.

THURTELL'S QUEEN.—Lower petals white, tinged slightly with blush; upper ones having a large, velvet, clouded spot, edged with crimson, and the margin white. Good form.

THURTELL'S DEFIANCE.—Lower petals flesh colour; upper ones having a large, dark, clouded spot, with a margin of rosy crimson. Centre of flower white. Good form.

By Mr. DAVIS, Wavertree, near Liverpool. **COMET.**—Lower petals a bright rosy-flesh colour; upper ones having a large, dark, velvet spot, edged with scarlet. A very showy flower.

By Mr. HODGES, nurseryman, of Cheltenham. **THE RIVAL.**—Lower petals pretty, pale, blush lilac; upper ones having a large, clouded, velvet spot, shading off with rosy crimson, lighter to the margin. Centre of the flower nearly white. Good form.

By Mr. INGRAM, nurseryman, of Southampton. 3d **CORYNTHIAN.**—Lower petals lilac, veined with pink; upper ones having a large clouded spot, shading off with crimson, and a margin of pink. Centre of flower white. Very good form.

CONSORT.—Lower petals lilac, veined with pink; upper petals having a large dark spot, edged with rosy crimson. Centre of flower nearly white. Good form.

MOGUL.—Lower petals blush; upper ones having a large clouded spot, shading off with carmine, and a white margin. Centre of flower white. The flower is large.

MAID OF HONOUR.—Lower petals white; upper ones having a dark spot, shading off with carmine, and a white margin. Good form.

By — BECK, Esq., of Isleworth. **BECK'S ANGIOLA.**—Lower petals a pretty pale pink; upper ones having a large, velvet, clouded spot, and to the margin lilac pink. Good form.

BECK'S FULGENS.—Lower petals a fine rosy carmine; upper ones having a dark spot, shading off with scarlet to the margin. Good form.

[Some other seedlings will be given in our next Number.—CONDUCTOR.]

COLLECTIONS OF PELARGONIUMS.—1st. By Mr. CATLEUGH, florist, &c., of Hans Place, Sloane Street, Chelsea.—Hannah, Comte de Paris, Gipsy, Priory King, Jubilee, Madame Taglioni, Hebe, Troubadour, Queen of the Fairies, Unit, Madeline, Queen of Beauties. Well-grown plants, robust in health, uniform in growth, very bushy, and in profuse bloom. The plants were from 2½ to 3 feet high, and of similar diameter.

2nd. By Mr. GAINES, florist, &c., Surrey Lane, Battersea.—Rising Sun, Lady Sale, Nymph, Duchess of Sutherland, Lord Prudhoe, Jubilee, Comte de Paris, Madeline, Eximia, Euterpe, Orange Perfection, Gipsy. Well-grown plants in all respects, but not so full in bloom as the former collection.

3rd. By Messrs. PINCE and Co., of Exeter Nursery.—Lucy, Leonora, Susannah, Erectum, Scarlet, Martha, Cleopatra, Evening Star, Lord Chancellor, Luna, Meteor, Geraldine. These were well-grown plants, in profuse bloom, and, though brought so great a distance, were in fine condition. The above gentlemen are entitled to the thanks of the Society for the attention and care necessarily occasioned by bringing a collection from so remote a place as Exeter.

4th. By Mr. HUNT.—Sylph, Victory, Nymph, Corona, Comte de Paris, Jubilee, Matilda, Mrs. Sterling, Prince of Waterloo, Louis Quatorze, Ovid, Duenna. Well grown, and in fine bloom.

COLLECTIONS GROWN.—1st. By Mr. CATLEUGH.—Sir Robert Peel, Madonna, Luna, Coronation, Gipsy, Annette, Selina, Victory, Master Humphrey, Prince Albert, Comte de Paris, Sylph.

2nd. By Mr. GAINES.—Prince Albert, Matilda, Juba, Alba Perfecta, Lady

Isabella Douglas, Lady E. Bulteel, Mabel, Grand Duke, Erectum, Raphael, Sylph, Exquisite.

COLLECTIONS OF SIX.—By Messrs. LUCOMBE, PINCE, and Co.—British Queen, Lady Villiers, Stella, Leonora, Meteor, Luna.

2nd By Mr. BELL, of Chelsea Hospital.—Rosea elegans, Bridesmaid, Coronation, Climax, Joan of Arc, Compte de Paris.

We regretted to find the absence of the very superior collections of Mr. Cock, of Chiswick, which on former occasions were so deservedly admired, and which, when recently exhibited (not for competition) at the show held at the Regent Park Gardens, were of first rate excellence. We hope to see them again at the Chiswick Gardens' Exhibition.

FUCHSIAS, COLLECTION OF.—By Mr. CATLEUGH.—Splendens, Una, Arborea, Venus Victrix, Floribunda, Curtissi, Thyneana, Magnifica, Conspicua arborea, Greenwich Rival, Buistii, Chandlerii.

By Messrs. LANE and SONS.—Fulgens grandiflora, Laneei, Tricolor, Formosa elegans, Conspicua, Corymbiflora, Grenvillia, Venus Victrix, Moneypenni, Magnifica, Frostii, and another not named.

Both the collections were large, well-grown specimens, in profuse bloom. Next season, when the general assemblage of newer kinds are added, they will be still additionally attractive by the more distinct novelties which have more recently been raised.

FOR FORTY STOVE AND GREENHOUSE PLANTS. Mr. GOODE, gardener to Mrs. Laurence, of Ealing Park.—*Achimenes longiflora*, in profuse bloom, 2½ feet high, and 1½ across, in robust health. *Manettia cordifolia*, trained to a globular wire trellis, 5 feet high and 4 across, in profuse bloom. *Cactus speciosa*, 5 feet high. *Azalea laterita*, 4 feet high and 3 across. *Boronea denticulata*, 4½ feet high and 4 across. *Leschenaultia Baxterii*, 3 feet high and 2½ across. *Polygala cordifolia*, 10 feet high and 7 across. *Pimelea decussata*, 4½ feet high and 4½ across. *Polygala oppositifolia*, 3 feet high and 4 across. *Clerodendron squamatum*, 6 feet high, having 11 large panicked heads of scarlet flowers. *Aphletis humile*, 3 feet high. *Pimelia decussata*, 7 feet high and 4 across. *Pavetta cafra*, 10 feet high and 6 across, with a profusion of its spikes of white flowers. *Epaeris grandiflora*, 6 feet high and 4 across, profuse in bloom. *Leschenaultia biloba grandiflora*, 3 feet high and 3 across, in one profuse mass of bloom. *Acacia alata*, 10 feet high and 7 across, with a mass of its graceful yellow flowers. *Euphorbia splendens*, 7 feet high and 7 across. *Aphlexis* (formerly *Elichrysum*) *sesamoides*, 4 feet high and 4 across. *Clerodendron splendens*, 5 feet, 8 spikes of flowers. *Mimosa microphylla*, 7 feet high and 7 across. *Chorozema varia*, 4 feet high and 4 across, in robust vigour and profuse bloom, trained to a circular trellis. *Leschenaultia formosa*, 2½ feet high and 2½ across, a mass of bloom. *Pimelea rosea*, 3 feet high, and 2 across. *Stephanotus floribundus*, coiled round a circular trellis, 10 feet high, with hundreds of its beautiful waxy-white flowers. *Cereus Jenkinsonia*, a large specimen. Two *Polygala cordifolia*, each 10 feet high by 8 across, in fine bloom. *Euphorbia Jacquiniiflora*, 6 feet high. *Stylidium fasciculatum*, 2½ feet high and 3 across, a mass of its lovely spikes of flesh-coloured flowers. *Statice arborea*, 6 feet high and 3 across. *Asclepias curassavica*, 7 feet high, having 16 heads of its red flowers. *Erythrina crista-galli*, 6 feet high, with 7 large spikes of flowers.

FOR FORTY STOVE AND GREENHOUSE PLANTS.—Mr. GREEN, gardener to Sir E. Antroubus, Bart.—*Pimelia hispida*, 4 feet high and 4 across. *Clerodendron fulgens*, 4 feet high. *Leschenaultia Baxterii*, 2½ feet high, and same across. *Azalea laterita*, 4 feet high, and same across, profuse in bloom. *Siphocampylus betulæfolius*, 3 feet high and 3 across, with numerous spikes of flowers. *Pimelea decussata*, 3 feet high and 3 across. *Gompholobium polymorphum*, 3 feet high and 3 across, trained to a globular trellis. *Rondeletia speciosa*, 6 feet high, having 62 heads of its beautiful orange-scarlet flowers. *Gongora atropurpurea*, having numerous long racemes of flowers. *Boronia serrulata*, 2 feet high and same across, in dense bloom. *Mimosa microphylla*, 9 feet high and 4 across. *Azalea variegata*, 2½ feet high and 2½ across, beautifully in bloom. *Azalea Gledstanesii*, 2 feet high and 2½ across, in fine bloom. *Ixora coccinea*, 4 feet high, with 20 large heads of its splendid flowers. *Epiphyllum Ackermanni*, and *E. speciosum*, each 8 feet high. *Eu-*

taxia myrtifolia, $3\frac{1}{2}$ feet high and 2 across. *Chorozema ovata*, trained to a circular trellis, 4 feet high, in profuse bloom. *Azalea latenta*, $2\frac{1}{2}$ feet high and same across. *Chorozema ovata*, 4 feet high, trained to a circular trellis, in robust health, and fine bloom. *Leschenaultia biloba grandiflora*, 4 feet high and 3 across, in profuse bloom with its rich blue flowers. *Eutoxia pungens*, 3 feet high. *Ixora coccinea*, 4 feet high, with 18 heads of fine flowers. *Leschenaultia formosa*, 3 feet high and 3 across. *Polygala cordata*, 7 feet high and 5 across. *Chorozema varia nana*, $3\frac{1}{2}$ feet high and 2 across. *Coleonema gracilis*, 4 feet high and 3 across, beautifully in bloom. *Boronia serrulata*, 3 feet high and $2\frac{1}{2}$ across. *Ixora coccinea*, 4 feet high, having 20 fine heads of flowers. *Pimelea rosea*, 7 feet high and 5 across. *Cytisus racemosus*, 7 feet high and same across, laden with a profusion of yellow flowers. *Tropæolum tricolorum*, 6 feet high, trained to a wide fancy wire frame, 4 feet broad, the entire surface of which was almost covered with its charming flowers. *Rondeletia speciosa*, 4 feet high, having 40 heads of its pretty orange-scarlet flowers. *Podolobium formosum*, 5 feet high. *Calanthe veratrifolia*, 4 feet high, with numerous spikes of its lovely white flowers. The above two collections were of such equal merit that a similar prize was awarded to each, viz., Gold Knightian medal.

A collection of 40 Stove and Greenhouse Plants exhibited by Mr. Redding, gardener to Mrs. Maryatt, of Wimbledon, were not named, and from the crowded state of the tent at the time, we were obliged to pass over. A silver-gilt medal was awarded to it as a prize.

The collections of Orchideous plants very far exceeded those shown at any previous meeting we have attended. Mr. Paxton, gardener to His Grace the Duke of Devonshire, exhibited *Oncidium hians*, spike of flower, $1\frac{1}{2}$ feet high. *Bifrenaria*, $1\frac{1}{2}$ feet high. *Oncidium pulchellum*. *Dendrobium*, a new species. *Cattleya velutina*. *Saccolabium pallens*. *Acanthophippium striatum*. *Oncidium divaricatum*, 3 feet long. *Brassia verrucosa*, 8 feet long. *Epidendrum variegatum*, $2\frac{1}{2}$ feet long. *Maxillaria ochroleuca*, 2 feet high. *Oncidium sphacellatum*, 4 feet long. *Dendrobium intermedium*, 3 feet high. *Dendrobium cœrulescens*, 5 feet high and 4 across, one mass of bloom, having not less than 450 flowers. *Peristeria cerina*, 2 feet high. *Eria bractescens*, $1\frac{1}{2}$ feet high. *Dendrobium nobile*, 4 feet high and 3 across, in profuse bloom, with 300 flowers at least. *Phaius Wallichii*, 8 feet high, with numerous orange-yellow flowers. *Maxillaria vitellina*, very neat and showy, 1 foot high. *Maxillaria tenuifolia*, 2 feet high, with richly-marked flowers. *Maxillaria Xanthia*, with yellow flowers. Prize, a Gold Knightian Medal.

By Mr. MYLAM, gardener to S. Rucker, Esq., of Wandsworth.—*Epidendrum primulinum*, (spike,) $2\frac{1}{2}$ feet high, very pretty. *Cirrheæ Loddigesii*, $1\frac{1}{2}$ feet high. *Oncidium laucifolium*, 3 feet high. *Odontoglossum hastatum*, 6 feet high. *Coryanthus maculata rubra*, $1\frac{1}{2}$ feet high. *Maxillaria purpurea*, 1 foot high. *Vanda teres*, 6 feet high. *Oncidium ampliatum majus*, 4 feet high. *Maxillaria cristata*, $1\frac{1}{2}$ feet high. *Oncidium leucochilum*, coiled so as to bend the spikes of flowers, which were 10 feet long. *Epidendrum alatum*, 5 feet high. *Epidendrum cannabarium*, 5 feet long. *Saccolabium præmorsum*, and *S. guttatum*, each hanging down, $2\frac{1}{2}$ feet long, beautifully in bloom, in robust health. *Stanhopea Barkerii*, in fine bloom. *Peristeria Humboldtii*, in profuse bloom. *Cerides affine*, with racemes 2 feet long, of pretty flowers, crimson white. *Phælonopsis amabile*, 3 feet long, of beautiful white flowers. *Epidendrum primulinum*, with a spike, 4 feet long. *Cerides odoratum*, with a raceme, 2 feet long. *Oncidium luridum*, the spikes coiled, 9 feet long. *Brassia Wrayæ*, $2\frac{1}{2}$ feet high. *Epidendrum macrochilum*, $2\frac{1}{2}$ feet high. *Oncidium pubes*. *Zygopetalum cochleatum*, in fine bloom. The prize a Gold Knightian medal.

By Mr. GOODE, gardener to Mrs. Laurence.—*Gongora atropurpurea*, with numerous racemes, 5 feet long. *Maxillaria tetragona*, $1\frac{1}{2}$ feet high. *Oncidium flexuosum*, having numerous racemes, 6 feet long. *Stanhopea grandiflora*, 7 feet long. *Saccolabium guttatum*, with racemes, 5 feet long. *Gongora maculata*, 5 feet long. *Oncidium papilio*, 5 feet high. *Oncidium pictum*, 10 feet long. *Bletia Shepherdii*, most vigorously in bloom, its rich purple blossoms being very showy. *Oncidium lanceanum*, $2\frac{1}{2}$ feet high. *Dendrobium moscaum*, coiled round a circular trellis, 9 feet long. *Stanhopea eburnea*, in fine

bloom. *Cattleya mossiæ*, 2 feet high. *Dendrobium secundum*. *Oncidium pulvinatum*, 4 feet long. *Stanhopea oculata stigrina*, a dark variety, and *Squadricornis*, each in fine flower. *Maxillaria stapelioides*, half a foot high. *Acropera Loddigesii*, in fine condition. *Mormodis citrina*, *Epidendrum crassifolium*, in vigorous bloom, 5 feet long. *Cerides odorata*, 5 feet long. *Cerides affine*, 2 feet long. *Dendrobium calceolare*. The plants in this collection were fine specimens, and in vigorous health. Prize, Gold Banksian Medal.

By MESSRS. ROLLISSON'S, of Tooting Nursery.—*Oncidium papilio*, 3 feet high. *Stanhopea oculata*, 3½ feet long, in fine bloom. *Oncidium flexuosum*, 4 feet long. *Maxillaria tetragona*, 1 foot high. *Cerides odoratum*, 8 feet long. *Cattleya mossiæ*. *Renanthera coccinea*, 5 feet long, in vigorous bloom. *Stanhopea Wardii*, 3 feet long. *Vanda teres*, 4 feet long. *Cerides affine*, 3 feet long. *Stanhopea saccata*.

By Mr. INSLEY, gardener to George Barker, Esq., Springfield, near Birmingham.—*Peristeria Humboldtii*, in vigorous health and bloom. *Cymbidium*, (new species,) in fine bloom. *Phalænopsis amabilis*. *Cycnoches chlorochilon*. *Maxillaria Xanthina*. *Oncidium pubes*. *Stanhopea Wardii*, variety. *Cyrtorchilum stellatum*, in fine bloom. *Mormodes citrina*. All the above were in fine condition. Orchideæ shewn in specimens.

(To be continued in our next Number.)

[We have been particular in giving the size, &c. of the plants, that our readers may form an idea of their beauty, and to show what noble specimens of the various plants can be produced by proper management. In our next we shall give the particulars of Heaths, Roses, Calceolarias, Pinks, &c.—CONDUCTOR.]

ON ANNUAL FLOWER SEEDS.—It will be as well if you give a hint to your advertising friends who give a fine description of flower seeds for sale, and advise them not to mix the seeds with so large a portion of old and bad sorts. It is not so much the money thrown away that is complained of, as the mortification of losing the season after sowing bad seed. I purchased flower seeds from four of the London Seedsmen, selected from those advertised, and not wishing to trust entirely to my own gardener to raise them, I gave portions of all the best sorts, *Salpiglossis*, *Zinnias*, *Brachycoma iberidifolia*, to three friends who had splendid gardens in Lancashire, Sussex, and Surrey. The seeds were sown with great care, and ticketed with the name of the seedsman of whom they were purchased, and on a late visit I observed, to my no small vexation, to the names, &c., all blanks, not one seed up; my own garden the same. This you will see proves the fault to be in the seed, and I am not the only one who has cause to complain.

Should not some notice be taken of the practice of puffing off such rubbish? You will be conferring a benefit on both buyer and seller to mention the subject, as it disgusts and disappoints so many Lady gardeners to find the season lost; and instead of having a gay flower garden, to see the beds empty.

Windsor, May 8, 1843.


A SUBSCRIBER FROM THE FIRST.

[We will send a copy of this complaint to each of the seedsmen named; and as far as the principals are concerned, we believe it will be remedied.—CONDUCTOR.]

ANSWER.

ON DESTROYING THE WIRE-WORM.—I saw in your valuable CABINET a question from a correspondent relating to the destruction of the Wire-worm. I have been much troubled with them amongst my Pansies, and find nothing better than to slice some potatoes about the bed, of which the worm is very fond, and will come out of the earth to feed upon. I then carry the potatoe and worms away and burn them.

E. G.





1. *Schumonia multiflora*. 2. *Ribes albidum*.

THE
FLORICULTURAL CABINET,

AUGUST 1st, 1843.

PART I.

EMBELLISHMENTS.

ARTICLE I.

ACHIMENES MULTIFLORA.

WITHIN a short period we have had the pleasure of figuring three beautiful new kinds of this lovely tribe of flowering plants, to which we now add another handsome species. Mr. Gardner discovered it in the province of Goyaz, in Brazil, who sent seeds of it to this country, and it has recently bloomed in the Royal Botanic Garden at Kew. We saw a fine specimen of it in bloom; and its numerous pretty coloured fringed flowers produce a very interesting appearance. We observed some of the flowers were very distinctly fringed, and others but imperfectly, the variableness giving greater interest in its appearance. The plant grows about a foot high, and is as easy of culture as the other kinds. It deserves a place in every collection of similar plants, blooming profusely and for several successive months.

RIBES ALBIDUM.

This very beautiful hybrid was raised in the gardens of Admiral Sir David Milne, G.C.B., at Inveresk, near Musselburgh, from whence it came into the possession of Messrs. Handasydes, Nurserymen of Musselburgh, near Edinburgh, who have had plants for sale during the past season. The well-known *Ribes sanguineum*, most of

our readers know, is one of the most ornamental and gay spring-flowering shrubs, most strikingly adorning the pleasure-border during April and May; this new hybrid will give greater effect to it, wherever grown near together, producing so fine a contrast. The racemes and blossoms are larger in *R. albidum* than those of *R. sanguineum*. The plant grows as freely, and is as readily propagated as the latter-named species. It deserves a place wherever it can be grown.

ARTICLE II.

OBSERVATIONS ON THE CULTIVATION AND MANAGEMENT OF MESEMBRYANTHEMUMS.

BY CLERICUS.

WHENEVER a subject of floral interest presents itself to my notice, it affords me much pleasure to be able to offer a few remarks upon it; and my attention is now directed to the extremely beautiful though little cultivated genus, *Mesembryanthemum*, having a bed of them growing in the open ground, under a south aspected wall, and which, during sunny days, compose a blaze of beauty. Besides which I grow 200 plants in my greenhouse. There are upwards of 300 distinct species and varieties grown in this country, and I possess 162 of them in my collection, all of which possess some peculiar claims to beauty and interest, both in foliage and flowers. Producing annually an immense number of flowers of the most brilliant colours, and yet of the most extensive variety, having thick, fleshy foliage, of a most singular and interesting character, and being besides most easily cultivated, this beautiful genus appears to me to possess charms and merits of a more than ordinary nature; and I am at a loss to imagine how many cultivators can willingly neglect, or wilfully despise, a genus of plants which certainly deserves to rank amongst the most pleasing and delightful of nature's productions.

These plants require a great degree of solar light; and though this may safely be said to be one of the most important features in their cultivation, there are other particulars which require equal attention and consideration. It is generally believed, that if these plants are placed in a poor and sterile soil, they may be induced to flower more profusely, and that the flowers will be finer and of better colours. To a limited extent this notion is correct; but it is a great error to sup-

pose that this treatment will of itself be sufficient to produce the effect above mentioned. It is also imagined, that, by withholding water from these plants for a time, their flowering may be facilitated, and the flowers rendered finer and more abundant; this is likewise to a great extent an equally erroneous hypothesis, if the success be attributed to this treatment alone, as may be sufficiently proved by placing the various species of this genus in a sterile soil, administering water very sparingly, or wholly withholding it for a time, and keeping them in a shaded or gloomy situation where the rays of the sun can never reach them; the result of which will be, that they will either produce few and insignificant flowers, or be altogether destitute of them. But if, instead of being kept in this unfavourable position, they are placed in an open and exposed situation, where they can receive a great degree of solar light, I find they will speedily produce a most brilliant display of flowers, and these will continue expanding for a great length of time. It therefore plainly appears that it is the *influence of light* which causes these plants to flower so profusely, and not the nature of the soil or the quantity of water administered; though these latter doubtless contribute in some degree to produce the above desirable effects. Indeed, this must be abundantly evident to every intelligent cultivator who has been accustomed to place these plants in the open air; for it is irrational to suppose that poverty of soil or scarcity of water alone would cause them to flower so freely. *Mesembryantheums*, like most other succulent plants, I find require a great degree of solar light to enable them to produce their flowers in perfection; and whether they are kept in the greenhouse, or in the open air, this important particular, in order to success, must be duly and properly attended to, otherwise disappointment will follow. During the summer months, however, many of the species will flower better in the open air than if kept in the greenhouse, as in the former situation they receive a far greater degree of light.

I use a rich, light loam, with a slight mixture of very rotten dung, and a trifling admixture of lime-rubbish with the above, or a good proportion of river or white sand, which is very necessary, if not essential, to cultivate, or at least to flower, these plants in a superior manner. With respect to the quantity of water which they require, I am averse to administering to them too large a supply at any time, but more especially in the winter; and am of opinion, that so long

as they are kept from withering or shrivelling, they cannot be too sparingly watered at all seasons ; an attention to which point doubtless contributes to increase the number of flowers.

They may all (except a few species which are of only annual duration) be propagated by cuttings, which should be taken off from the extremities of the young shoots about the month of May, or from that time till the month of August ; and, like those of most other succulent plants, they require placing in a shady, dry situation for a few days, till they begin to shrivel, when they may be planted numerously into shallow pots, in a very light sandy soil, with an abundance of drainage materials in the bottom of the pot. They should be placed in a slight, dry heat, and carefully shaded from the sun till they have struck root, watering them occasionally, but with caution, as they are very liable to rot when any superfluous moisture is collected about them. When struck, they may be potted singly into very small pots, in a compost of one-half light loam, one-fourth well-decayed manure, or leaf soil, and one-fourth, or less, of lime-rubbish broken fine, and sand, placing them in the coolest part of the greenhouse, watering them sparingly, and keeping them as close as possible to the glass, so as to receive the full benefit of solar light. When the roots appear to have filled the pots, they must be repotted into pots of a larger size, in a similar compost ; and during the whole period of their growth it is important that they should not be allowed too much pot-room, as they usually become straggling and unsightly if they are stimulated or suffered to become too large.

Plants raised during the summer of one year are suited to plant out into the open ground in the spring of the ensuing season, or they may be allowed to remain till they are two years old before they are thus treated ; for they invariably flower better when they are well established. The situation chosen for them should be a border with a southern aspect, as they delight in receiving the full influences of the sun, and indeed, their flowers will seldom expand unless the sun is shining on them ; the border should be slightly elevated above the surrounding surface, for the purpose of preserving the plants from superfluous moisture ; and the sub-soil should, if possible, be firm and hard. I annually plant out a number of these plants in a small border in the front of an ornamental stove, and in this situation, being fully exposed to the sun, and on a rather rocky sub-soil, they flower

most beautifully and profusely, the soil of the border being very similar to that before recommended, but with a less proportion of sand and lime-rubbish. A rockery with a southern aspect is likewise a most excellent situation for them, in the crevices of which they may be inserted in a soil introduced for the purpose, and they will there be effectually preserved from any superfluity of moisture. But they will seldom be found capable of enduring the open air throughout the whole season in this country, and therefore it is necessary to remove them from the ground in the autumnal months, and place them in pots of a sufficient size to be kept through the winter in the greenhouse, or succulent house, with very little water, and a temperature just high enough to exclude frost. They should never be pruned, for when they become old and straggling it is better to throw them away at once, having previously raised a stock of young plants to supply their place.

The annual species require very little attention, as it is only necessary to collect the seed as soon as it is ripe, and sow it in a very light soil, keeping it in an airy part of the greenhouse till it vegetates, and afterwards potting the young plants singly into small pots, and treating them according to the preceding directions with regard to soil, situation, and water.

Thus treated, there are few plants which reward the cultivator with a greater profusion of showy blossoms of the most lovely and brilliant colours than the numerous species and varieties of this genus, and they are equally within the reach of the nobleman and the amateur, and may be successfully cultivated in the garden of either, provided due attention is given to the subjects of light, soil, and watering, as here detailed.

ARTICLE III.

REMARKS ON CULTURE OF ROSES IN POTS.

IN our June Number (page 144) we merely noticed the publication of the "Horticultural Essays," being the papers read at the meetings of the Regent's Park Gardens Association, for mutual instruction. That our readers may have a more correct idea of their excellence we extract the following, not only as a specimen of what the essays are, but to promote what appears to be very desirable, viz., the culture of Roses in pots.

On the Culture of Roses in Pots. By Mr. T. Moore. (Read April 20, at an Evening Meeting of the Regent's Park Gardeners' Association.)

By modern botanists the genus *Rosa* has been divided into ten sections, which are called FEROCES, Lind.; BRACTEATÆ; CINNAMOMÆ, Lind.; PIMPINELLIFOLIÆ, Lind.; CENTIFOLIÆ, Lind.; VILLOSE; RUBIGINOSÆ, Lind.; CANINÆ, Lind.; SYSTYLÆ, Lind.; and BANKSIÆ, Lind.

§ 1. FEROCES. These are distinguished by their branches being clothed with a permanent tomentum, and also with numerous prickles and bristles, and by their perfectly smooth, naked fruit. The species included are of little interest, producing an inconsiderable number of single flowers; they cannot, therefore, be recommended for pot culture.

§ 2. BRACTEATÆ. These plants are chiefly distinguishable from the preceding by the woolliness of their fruit and by their usually shining leaves; they have also the prickles situated in pairs beneath the stipules. *Rosa microphylla*, and *R. bracteata* (the Macartney Rose) are included in this section.

§ 3. CINNAMOMÆ consists of plants of compact and erect habit: they may be known by their long lanceolate leaflets, which are without glands; and by their small, round, red fruit. The common Cinnamon Rose is the type of those included in this section.

§ 4. PIMPINELLIFOLIÆ. These, though differing in habit from the preceding, are yet closely allied to them in artificial character; the greater number of leaflets, the flowers universally without bracteas, and the total absence of stipular prickles, are the chief points of distinction. In this section are included *Rosa spinosissima* (the Scotch Rose), and *R. sulphurea* (the Double Yellow Rose).

§ 5. CENTIFOLIÆ. These are readily distinguishable from the preceding sections by their thickened disc, and divided or compound sepals; and from the following, by their being setigerous, that is, bearing setæ or bristles along the branches. In this section are comprehended *Rosa damascena* (the Damask Rose), with its varieties, including those known as "perpetuals;" *R. centifolia* (the Provence or Cabbage Rose), with its varieties, including the "mossy" and "pomponé" Roses; and *R. gallica* (the French or Official

Rose), with its varieties, among which is included one known as *R. Gallica*, var. *parviflora* (the Burgundy Rose).

§ 6. *VILLOSÆ*. These are most readily known by the straightness of their prickles and the diverging serratures of the leaves; the root suckers, also, are erect. *Rosa Alba* (the White Rose), with its varieties, the Celestial, Maiden's Blush, &c., are included in this section.

§ 7. *RUBIGINOSÆ*. These plants may be known by the numerous glands on the lower surface of their leaves, the inequality of their prickles, and their arched root-suckers. *Rosa Lutea* (the Yellow Eglantine Rose, or Austrian Briar), and *R. Rubiginosa* (the Eglantine, or Sweet Briar) are here included.

§ 8. *CANINÆ*. The plants in this section are distinguished by their equal hooked prickles, their ovate, mostly glandless leaves, their deciduous sepals, and their arched root-suckers. It comprehends some of the most beautiful of roses, such as *Rosa Indica* (the China Rose), and its numerous varieties, including the Noisettes; *R. Semperflorens* (the Ever-flowering Rose), and *R. Lawrenceana*, the parent of the beautiful little Fairy Roses.

§ 9. *SYSTYLÆ*. These are similar to the preceding in general habits, the most obvious distinctive marks being that the styles adhere into an elongated column, and the stipules are adnate. *Rosa Arvensis* (the Field Rose), with its varieties; the Ayrshire Roses; *R. Sempervirens* (the Evergreen Rose); *R. Moschata* (the Musk Rose); and *R. Multiflora* (the Many-flowered Rose), with its varieties; *R. (m.) Grevillei* (the Seven Sisters' Rose); and *R. (m.) Boursaltii* (the Boursalt Rose) are included here.

§ 10. *BANKSIANÆ*. These may be known by their long graceful branches, their drooping flowers, and their usually ternate shining leaves; their deciduous, subulate, or very narrow stipules afford also a mark of distinction. *Rosa sinica* (the Trifoliolate China Rose), and *R. Banksia* (the Banksian Rose), which is one of the most handsome of all roses, are included here.

The object of the present paper being to treat on the culture of these plants in pots, the remarks it contains will be most readily intelligible by selecting a few of the kind as illustrative examples, to the treatment of some of which that of the others may be assimilated. In order to carry out this arrangement I will make choice of the Pro-

vence Rose, the China Rose, the Banksian Rose, and the Scotch Rose, as examples.

The Provence Rose is commonly grown in pots for the purpose of forcing, and in this particular it is not likely to be surpassed; as, however, it forms no part of the present subject to enter upon the "forcing" of roses, I must just remark that the course of treatment I shall endeavour to detail is not marked out with any direct reference to that object.

To cultivate these roses in pots, so as to produce the greatest profusion of blossom, there must be a degree of attention paid to their wants equal to that bestowed on the favourite and highly-prized plants; it is not, therefore, enough to dig up any one or two-year old plant, and cramp its root into a convenient sized pot, and then, placing it in favourable circumstances, to suppose that enough care can be bestowed on it. It must be grown from its infancy in a pot; and thus be brought, by natural steps, into a course of growth adapted to the object in view. It must ever be borne in mind that a course of treatment, if it be that which is calculated to bring the plants to their greatest degree of perfection, will be such as may be repeated without exhausting their energies, so as to render them less vigorous or less beautiful in the succeeding season.

I would therefore propose to take well-rooted layers in the autumn, and to place them in small pots, in a compost of sandy loam and leaf-mould, in the proportion of two parts of the former to one of the latter; the pots should be as small as the roots of the plants would conveniently allow, so as to admit of as much increase as possible during their subsequent growth. They should be pruned to about three good eyes, and be plunged in a dry cold frame, in sawdust, ashes, or any similar material, until the following spring. About the month of March they should be re-potted into pots at least two sizes larger than those in which they were previously placed, using a similar compost. A common frame, where they can enjoy an abundance of light, is the most desirable structure for them; and here their growth should be encouraged as much as possible, so as to enable them to become fully matured before winter; this would certainly be the result in such a situation, for they would form a strong and early growth; and this would become well matured, under the influence of the light and heat of the sun during summer. It must be remem-

bered that I do not now speak of their being crowded into a dark and shaded corner during any of this time, as though they were regarded to be mere common-place shrubs, which would thrive under any treatment; on the contrary, I am rather considering that the operations I have hinted at, as well as the manifold others of routine practice, such as watering, destroying insects, plunging, &c., are really attended to, just as they would be in the case of a new *Pelargonium*, a *Calceolaria*, or any other favourite. It cannot reasonably be expected that roses will rank among these as specimens of culture, unless they are also permitted to rank with them as objects of care and attention; and if this care and attention be bestowed, they are calculated far to surpass them.

The plants under this treatment will have formed three or more vigorous shoots, each of which, just before they cease growing, should be partially cut through, at a length sufficient to leave about three prominent buds on each shoot; and in the autumn, when they are perfectly at rest, and about to be placed in the cold frame for another winter, they should be completely severed at this point; their winter treatment would comprise nothing beyond the ordinary routine, the most important point being that they should be kept inactive by withholding water from them as much as possible. In spring they should be taken out, the balls of each slightly reduced, without destroying the fibres, and then re-potted into pots larger than before, and in a similar rich loamy compost. A close frame or pit is suitable for their growth, where they may have the advantage of a free exposure to light, and enjoy a degree of temperature gradually progressing from 40° to 50° and 55° by day, with a decrease of at least 5° during the night; this adjustment of temperature will admit of considerable variation, and may be regulated either to accelerate or retard their period of blooming, without submitting them to what is usually considered to be implied by the term "forcing."

During this period of development they would require a due and constant supply of water, and they will be benefited by an occasional application of very much diluted liquid manure; they ought also to be frequently syringed, and every attention should be paid to arrest the progress and increase of insects, which will certainly make their appearance, and may be as certainly destroyed by the timely application of any of the common and well-known remedies. Probably they

would require some artificial support to their branches, the exact nature of which will, however, be best left to the taste and judgment of the cultivator. The most important point to be regarded (if one important and indispensable requisite can be said to be more important than another) is to maintain a pure atmosphere in conjunction with the increased temperature, without submitting the plants to the influx of large bodies of raw cold air; and another point which claims especial attention, is to afford the plants some kind of shading when in bloom, with a view to prevent the blossoms from falling so rapidly as they otherwise would do.

By following this course of treatment the cultivator might expect to be rewarded by the healthy appearance and abundant blooming of his plants. I say he might expect this, because it is the course of treatment which experience teaches us is most likely to result thus; but as of all other professions horticulture is the most uncertain as to its results, so in this individual instance some inaccuracy in the adaptation of the means to the circumstances of the case may cause a failure which can scarcely be said to inculcate the operator. I should recommend a similar mode of treatment also to those kinds included in §§ 1, 3, 5, and 6.

China Roses are much more likely to become generally cultivated in pots than those we have been considering, on account of their greater degree of tractability, and the profusion and succession in which they produce their blossoms; unlike the last, their habit will admit of their being grown into compact and permanent bushes of considerable size; and when such is the case, if they are at all in a healthy state, an abundance of bloom will be an accompanying characteristic of the group.

If grown on their own roots, it is preferable to raise them from cuttings rather than from layers, as by this means, in consequence of a more equal balance between the roots and the branches, a more regularly progressive development is the result. The soil in which they thrive most freely is a mixture of turfy loam and peat; indeed, when in a young state, I have known them to succeed best in a compost of turfy peat with only a small portion of sand intermixed. They require to be kept close in a slightly raised temperature when quite young, in order to induce them to make a free growth; without this attention, especially if potted early in spring or in the autumn, they

are very apt to die off immediately on being removed from the cutting-pot. Of the subsequent treatment of the plants during the remainder of their infant stages I need say but little; they require the same care in watering, potting, and routine culture, which all plants in the purely artificial position of a garden-pot imperatively demand, and for a neglect of which no justifiable reason can be adduced on the part of the cultivator, unless, indeed, it be that his attention is taxed beyond his powers or the means under his command.

As far as regards pruning and training, these plants offer some difference from those already noticed; when young they should be *continually stopped*, to induce a permanently bushy habit; after a season's growth they would only require a few of the principal branches to be entirely cut out, and the remainder left without any shortening or cutting in; this will admit a circulation of air among them, and tend to promote a well-developed and rigid growth, and a consequent profusion of blossoms. When in growth, during the summer, they should not be cut in, excepting it may be that an occasional luxuriant shoot may require reducing within limitable extent; they will continue blooming and developing in succession for several months. They will not require for the most part any artificial support to their branches, as their habit will be sufficiently rigid to bear up their blossoms, and the graceful laxity in which they will be disposed will be infinitely preferable in point of taste to the appearance of a legion of stakes, with which by far the greater number of specimen plants are garrisoned in.

With these, and those treated of under the next head, the one-shift practice may be successfully adopted. It is not desirable here to enter into a consideration of the merits or demerits of this practice; it will be sufficient for us to know that it has some advantage, provided proper subsequent treatment is afforded; whilst, on the other hand, if this is neglected, and the plants are incautiously managed, it is possible that it may produce very unsatisfactory results. The plants included in §§ 2 and 8, with some of the dwarfer kinds in §§ 9 and 10, I should recommend as being adapted for this mode of treatment, or some modification of it.

We come now to the treatment of the Banksian Rose, which was chosen as being a type of a considerable number of its congeners with respect to cultivation. The method of propagation already recommended

for China Roses I would strongly urge in this case also; and what has been there stated with regard to their subsequent management applies equally to these also. Instead, however, of training these into compact bushes, I would recommend them to be grown vigorously in the early part of summer, and then, after being well matured, to be trained at full length around a cylindrical or pillar trellis. In order to carry out this principle to its fullest capability, two sets of plants should be cultivated and bloomed alternately, the one being pushed into rapid and vigorous development as early in the season as possible, in order to mature the shoots before winter; the other having been so treated in the preceding season, to be managed with entire reference to the development of blossoms, without regard to the formation of woody branches; this alternation being kept up, strong blooming plants will be the result. Probably it might be possible to do this with one set of plants, and to secure a good bloom from them annually; but where the labour incurred by the other plan would not be regarded as an obstacle, it would doubtless be followed by the most marked results. A yellow or white Banksian Rose treated thus, and successfully bloomed, would form a most splendid object; and that it may be so bloomed I do not entertain the least doubt, as it is of free growth, bears an increase of temperature well, and is not chargeable with producing a paucity of flowers; the chief requisite towards ensuring success is to grow the plants into substantial specimens, before a *profusion* of blossoms is *expected* from them. Plants of these kinds, worked on a stock about three feet in height, and the branches allowed to hang gracefully dependent on all sides, would, perhaps, form still handsomer and more ornamental objects.

Associated with these both in treatment and also in the mode of training would be all those kinds included in §§ 9 and 10.

The Scotch Rose, which I have chosen to illustrate the culture of one section of this genus, is held in very general esteem on account of its profuseness of blooming, its peculiarly neat and pleasing habit, and its pretty foliage. There is little doubt that it would form an equally pleasing and interesting subject for pot culture, were it not that its blossoms are of short duration even when expanded in their natural atmosphere, and would probably be still more fugacious in the increased temperature and more confined atmosphere to which a

course of cultivation in pots would almost necessarily subject them. The abundance in which they are produced would, however, compensate in some degree for this defect; and as this consideration may induce some to give them a trial, it will justify me in noticing their management.

To cultivate them successfully, I would take young healthy plants and place them in small pots, using a compost similar to that recommended for the Provence Rose, and assimilating the general features of their treatment to that already detailed when treating of that kind. With regard to pruning, however, I would adopt a somewhat different course, with a view of confirming and accelerating their naturally compact and bushy habit; in order to effect this I would continually pinch off the points of the young growing shoots, leaving about three or four leaves on each; and this would be continued during their whole season of growth until they were become large and compact bushes. The whole course of pruning would be carried on on this principle and with this view. In other points of treatment they may be associated with those previously alluded to. With them I would class the whole of those included in §§ 4 and 7, excepting perhaps the Double Yellow Rose, and this, from its peculiar habit and the difficulty of blooming it by any artificial course or treatment, I should scarcely consider as being at all adapted to pot culture; if it were attempted, I would recommend a course somewhat similar to that already laid down for the Banksian Rose.

Having thus far confined my remarks to the several individual sections, I will now endeavour to notice a few of the general features of the treatment I would recommend.

In the compost which I have already briefly noticed, it will be seen that I have not recommended the application of any solid manures. It is not because roses are plants which do not require a rich soil, or which do not thrive upon the addition of manuring substances, that I have hitherto omitted to notice them, but rather because I would prefer to supply manure in a liquid state, and as such I would seek to give it a prominent mention, not, however, with a view of recommending a copious application, but rather to caution and guard those into whose hands these remarks may fall, not to indulge too lavishly in applying it, but only at considerable intervals, and then only in small quantities. If plants in pots are kept supplied with good fresh

compost, either by frequent shiftings or by placing them at once into a considerable mass, the decomposition of the matters contained in it will supply them with all the food requisite to a healthy and vigorous development ; and it is only when the plants are sufficiently supplied with light to elaborate the food taken up by the roots, that a considerable supply may be safely indulged in. It may form matter of experiment whether animal, vegetable, or mineral manures are best suited to the plants in question ; or whether a substance combining each of these would possess still more fertilizing properties than either of them in a separate state ; liquid manure, consisting of the drainings of dunghills, or formed from animal excrement or decayed hotbed manure, has been proved to be very beneficial ; nitrate of soda has also been strongly recommended, and may be best applied in a liquid form ; in these cases (especially in the latter) the utmost caution is necessary not to use it too strong, as many plants have been found to suffer severely by inattention to this important point. These stimulating fluids should moreover be always used in a very diluted state, and in this state they may be applied to strong and vigorous plants once in two or three applications ; but to more delicate ones, and to all at an earlier period of their existence, they must be much more cautiously and very sparingly applied, and only at considerable intervals. It cannot be too strongly insisted upon in the culture of all plants under any circumstances, that if supplied with a greater amount of food than is really necessary, not only will the action of the manuring substances be impeded, but a positive injury to the vital functions will be the result, just as the animal stomach becomes disordered and impaired by being overloaded with food ; and the richer the quality of this food, the more injurious will be that result. To plants in pots, this consideration is of infinite importance : an excess of food applied to them has not an equal chance of draining away or of being diffused in the surrounding medium, and consequently the roots are forced into excesses which, under the increased temperature and refracted light of a plant-house, lead to more than ordinarily injurious results.

The elucidation of the culture of these plants in pots involves a consideration of climate ; and in this particular there is ample scope for variation of treatment. It is no part of the present inquiry, as I have already observed, to enter into what is regarded as the "forcing"

of roses, that is to say, the production of them out of their natural season; but it is nevertheless necessary to provide them some protection, and at least "a local habitation," if they are to be bloomed in that perfection which throughout this paper I have been anticipating. The most suitable structure then which could be devised would be a small pit, facing the south-east, just large enough to admit of a path at the back in the inside, and heated by means of a branch from some contiguous hot-water apparatus; the plants would occupy a platform between this pathway and the front of the pit; and thus, whilst every convenience would be afforded for paying them the attention they might require, they would also enjoy a full share of that most indispensable requisite to healthful vegetation, that real essential, light. During their winter (that is when they are at rest), they would require only to be kept safe from injury by frost, and consequently would not need the application of artificial heat; but when the period of their development arrives, an increase of temperature becomes necessary; this, however, as in all similar cases, should be progressive, so that the health and constitutional strength of the plants may not be weakened by sudden and unnecessary excitement; a degree of temperature, ranging at first at about 40° and rising gradually to 55° by day, when the blooms are about to expand, would be such as I should adopt; but above every other consideration as regards the temperature, I would require that the heat during the night should be not less than 5° below the average of that of the day.

Plants can only exercise their functions of respiration, digestion, and assimilation, under the influence of light; at least it is only by the assistance of this agent that they can go on satisfactorily; now the application of heat has the effect of compelling plants to exercise these vital functions, and therefore to force them into a state of action without the aid of the most essential requisite, by maintaining a high temperature whilst they are enveloped in darkness, is to violate all that we know of the very nature and principles of their existence; and I am sure I cannot use stronger language than this to convince every one (if at least my argument is a correct one) that it is a most injudicious and injurious course to pursue; and what in this sense applies to the use of heat, applies equally to that of moisture.

With regard, then, to moisture—for to this we next direct our attention—much depends on the season, the state of the weather, and the tem-

perature maintained. In winter, when light is deficient, the nights long and chilling, the days gloomy and cheerless, too little can scarcely be made use of, provided that enough is given to maintain vitality. As the spring advances, and more power is gained by the sun—the source of light and heat; as the days lengthen and the purer atmosphere transmits more readily the influence of that glorious luminary, so will an increased proportion of moisture be required by the vegetable structure; frequent syringings also become necessary, not less to remove and dislodge insects than to clean away from the breathing apparatus of the plants any encumbrance which may have been deposited on it, and thus tend to impair its action; the moisture of the atmosphere should be maintained by sprinkling the heated pipes frequently, and by the aid of “evaporating troughs” placed on them. The application of moisture at the root should be *sufficiently bountiful* to render soluble the food contained in the soil, and thus suitable to be taken up by the spongeoles or feeding apparatus of the plants; but it should, at the same time, be *sufficiently limited* to prevent the medium in which that food is embodied from becoming soured or soddened.

Provided that attention is paid to keep the atmosphere free of extraneous impurities, it cannot be maintained in too calm a state at the time of the development of the leaf-buds and during the earlier stages of growth; the young shoots of roses are very succulent, and, together with the blossoms, are very delicate and tender, and are therefore liable to become seriously injured by exposure to a current of cold air; this injury should be particularly guarded against and avoided, by keeping the house closed as far as may be practicable. Mr. Knight has somewhere stated his belief, founded on his own observations, that it is by no means necessary to change the body of air in a hothouse, by admitting cold air largely by opening the sashes, provided the internal atmosphere was kept free from impurities which might arise from the soil or other causes; a sufficient change of air, he believed, would take place in a house kept closed, at least when any considerable difference existed between the external and internal temperature, through the various openings and creaks, which, though scarcely discernible, are known to exist numerously enough in all plant structures. This opinion is strongly confirmed by the success which has attended a recent adaptation of the principle by Mr. Ward;

and perhaps one of Mr. Ward's cases might be turned to a less appropriate or pleasing use than to the sheltering of a "little forest of roses." To this I may add the testimony of Mr. Rivers, (who is no mean authority on matters connected with roses,) and he has very lately stated his conviction that the *healthiness*, the *fragrance*, and the beauty of his partially-forced roses, resulted more particularly from his invariable practice of keeping his pit, in which they were grown, quite closed.

It has been sometimes recommended, I think by Mr. Salisbury, to invert the plants between two trestles in the autumn and until they are quite at rest, with a view to the storing up in the branches of the elaborated sap, which would otherwise descend to the roots; the benefit arising from this practice may, I think, be referred to the more complete state of rest, to which the plants, in such a situation, are forced to yield, and in consequence of which their excitability is increased. There can be no doubt that wherever plants are submitted to a higher temperature than is usual to them at an early season of the year it is one of the most essential points towards ensuring precocity to take care that they are excited annually in the same order and rotation.

It will be desirable to say a few words respecting the propriety of working roses when intended for pot culture, and also to notice the kind of stock which is best suited to this purpose; but here opinions vary, and perhaps the subject can only be satisfactorily decided on by actual experiment. That the delicate kind of roses are best when worked upon a more vigorous stem seems to be generally admitted; but what kind of rose should be used as a stock is not so clearly evident. Many years ago Mr. Rivers recommended *Rosa canina* (*the dog-rose*), one of our English species, for the purpose, and this opinion he still holds; whilst, on the other hand, Mr. Beaton says, "never use the dog-rose stock for forcing." The dog-rose is easily procurable, of vigorous growth, and easily excitable, and therefore seems to be, in some degree at least, approximating to the kind of stock required; and the same might be said of others of our English species. Others recommend *Rosa damascena* (*the damask rose*), on account, as it is said, of it not being liable to throw up suckers. These are perhaps all surpassed for this purpose by *Rosa Banksia* (*the Banksian rose*), which, in addition to its easily excitable nature

and its freeness of growth, possesses the quality of being abundantly furnished with fibrous roots ; and therefore it seems to be best of all adapted to cater for a supply of food for its " adopted head." There is no reason why it should not be sufficiently abundant at least to supply stocks for pot roses, as it produces abundance of cuttings, and strikes freely with a little warmth. I would therefore suggest its very general adoption in this character, in addition to the numerous others it so honourably bears.

There remains yet a topic which it is desirable not to lose sight of altogether : I refer to the root-pruning of roses in pots ; and there is no plant which bears a judicious application of this feature in cultivation better than the subject before us. I would therefore recommend its annual adoption with such plants as may have attained considerable size. This should be performed before the plants are excited in the spring, removing a portion of the least fibrous roots, and shortening the others ; this, with a corresponding reduction of the branches, will have a salutary effect, and prevent the plants from attaining to an unmanageable size. I would not, however, recommend it with any other object in view.

To sum up the foregoing in few words, I would recommend to begin invariably with young plants ; to afford them every legitimate inducement to grow freely ; to adopt two distinct methods of pruning as specified ; the one to continually stop the young shoots, the other to encourage them to their full length ; to apply manuring substances and moisture sparingly, when light is deficient, and more abundantly when it is abounding ; to make the application of heat equally depending on the absence or presence, the deficiency or abundance of light ; in fact, to treat them as though the cultivator was really sensible that they were organized beings, whose vitality depended on a supply of food properly digested, and whose increase depended on a due performance of the no less important functions of inspiration, respiration, and assimilation.

To conceive a Banksian rose covered with myriads of its enchanting blooms ; a China rose bowing beneath the profuseness of its fragrant blossoms ; a moss rose crowned with clusters of its noble blossoms, some blazing with beauty, and others scarcely willing to burst from their mossy envelope, as though they would teach mankind to value beauty most where modesty strives most to conceal it ; these

are pictures which would induce every ardent lover of Flora's kingdom and Flora's queen thus to treat his plants; and thus treating them the picture of his fancy will become realized, and his labours will be abundantly repaid.

PART II.

LIST OF NEW AND RARE PLANTS.

BIGNONIA PICTA. Streaky-blossomed Trumpet Flower. (Pax. Mag. Bot.) Bignoniaceæ. Didynamia Angiospermia. It is thought to be a native of Buenos Ayres. An evergreen shrub, not of a rambling habit, but easy to train; a warm greenhouse or cool stove will suit it, and when the plant has arrived at a mature growth it blooms very freely, provided all the lateral shoots are retained, for if pruned, in proportion it prevents the blooming. It has bloomed very freely at Messrs. Rollisson's, of Tooting Nursery. The flowers are very showy, the tubular part nearly white; the spreading limb is three inches across, of a beautiful lilac-purple, having darker streaks. The blossoms are produced in pairs, and being large and showy, render it a plant well deserving a place in every collection. Plants may be had at a cheap rate.

CHOROZEMA SPARTIOIDES. Broom-like. (Pax. Mag. Bot.) Leguminosæ. Decandria Monogynia. A native of New Holland. It is an evergreen shrub, growing up with a short stem, and then spreading out its branches horizontally, or partly in a drooping style; they are very irregular and zigzag; it forms, however, when properly grown, a pretty low bush, and with its numerous yellow flowers, having bright red keels, is very showy and interesting. It is plentiful in the collections of Mr. Low and Messrs. Loddiges, and can be procured very cheap.

DENDROBIUM CUCUMERINUM. Cucumber Dendrobium. (Bot. Reg. 37.) Orchidaceæ. Gynandria Monandria. A native of New Holland. In Messrs. Loddiges's collection, where it has bloomed. The plant very much resembles a heap of little cucumbers, each about an inch long. Each blossom is an inch across; petals very narrow, of a creamy white, with light red streaks.

DIOSPYROS SAPOTA. Sapota Date Plum. (Bot. Mag. 3988.) Ebenaceæ. Polygamia Diœcia. Grown in the rich collection of tropical fruits at Syon House. Sonnerat gives the following history of this very scarce plant:—"He had arrived at Lucon, the principal of the Philippine Islands, on which Manilla is situated, and his vessel had come to anchor at Cavite, situated at the head of a bay three leagues distant from Manilla. Thence he made excursions to a small settlement near Cnlamba, where was a hot spring (69° of Reaumur), in which were fish and aquatic animals, and where certain shrubs, whose roots penetrated the water, while the branches were saturated with the steam, were growing vigorously. Quitting the village, traversed by the stream of hot water as mentioned above, I pursued my way towards the east, and after walking three hours found myself in an immense plain. The only inhabited part that I could see consisted of a small village. A rill of clear, pure, and well-tasted water, proceeding from the summit of an adjacent mountain, traversed this village, and diffusing itself over the plain, increased its fertility. Wide fields were enamelled with flowers, whose varied hues and sweet perfume delighted alike the scent and eye. It were difficult for imagination to conceive a sweeter abode; and the inhabitants received me so kindly, and offered me so many marks of friendship, that, attracted also by the simplicity of their manners, I stayed for some time in this happy spot. I investigated the productions of its fertile soil, and gathered several plants, which sufficed to confer upon me the reputation of a skilful physician in the opinion of the inhabitants, who, fond of life, as all men are, and credulous as to the means of prolonging it, quickly brought me their sick, and

begged for medicines. Of these I ordered but few, but inquired what they were themselves in the habit of using, and found that the number of their remedies was small, their pharmacopeia consisting of the seeds of the Jambouk medica, with the oil extracted from the same fruit, and of Sapattonegro (*Diospyros Sapota*). They bruise the seeds and fruit of the Sapotta, and, mixing them with the oil, compose a kind of liniment, with which they rob their wounds, or that part of the body which is the seat of the pain." The plant at Syon is ten feet high; it blooms profusely in autumn, and the fruit ripens in the following April. The flowers are small, of a cream colour. Fruit, a large globose berry, the size of a large golden pippin apple, of an olive but yellowish-green colour; when ripe, filled with a dark, soft, and paste-like pulp. The flavour is very agreeable.

ILEX PARAGUAYENSIS. Matè, or Paraguay Tea. (Bot. Mag. 3992.) Aquifoliaceæ. Tetrandria Monogynia. Its native country is Paraguay, extending as far north as the Organ Mountains of Brazil. It is in the collection of the Royal Botanic Gardens of Kew. The leaves are large; the blossoms of a pale green.

LYCASTE PLANA. Even-flowered. (Bot. Reg. 35.) Orchidaceæ. Gynandria Monandria. A Bolivian plant, which has bloomed with Messrs. Loddiges. A very beautiful flowering species; sepals of a deep red-wine colour; petals white, with a rich rose-coloured tip; lip white, with a slight streak of rose, and several small dark spots.

MORMODES LUXATUM. Dislocated Mormodes. (Bot. Reg. 33.) Orchidaceæ. Gynandria Monandria. Sent from Mexico to George Barker, Esq., of Springfield, near Birmingham, by that gentleman's collector, Mr. Ross. The plant is of robust size. The flowers are produced in large racemose heads; each blossom is about three inches across, of a pale lemon colour, having a deep brown streak on the labellum; they are deliciously fragrant. It is a noble plant, well deserving a place in every collection.

OXYLOBIUM OBOVATUM. Wedge-leaved. (Bot. Reg. 36) Leguminosæ. Decandria monogynia. A native of South Australia, and is a very neat and pretty flowering greenhouse shrub, which continues to bloom for a considerable time. It requires to be kept in the greenhouse, or cold pit, during the summer, so that it can be protected from wet and strong winds. It ought never to lack water, as if it occurs but once it almost invariably destroys it. The flowers are produced numerously, in terminal heads. They are of a rich yellow, streaked with red, the keel being of a deep crimson. It well deserves a place in the greenhouse. We have seen it in fine flower at Mr. Low's, Clapton Nursery.

PORTULACCA SPLENDENS. The Splendid. It is a variety of *P. Thellusonii*, a tender annual, about a foot high, and blooms very profusely from July to the end of summer. Each blossom is about two inches across, of a rich rosy-red, with a white angulated centre, surrounded with a yellow margin. It requires to be raised in March, similar to tender annuals in general, and when fit pot into sixties, in a mixture of sandy loam, well decomposed cow-dung, and lime rubbish, in equal portions, after which to be replaced in a hot-bed frame, re-potted when required into larger, and when well established placed in the greenhouse, or turned out into beds in the open ground, in a sheltered and warm situation. In either growing it in a pot or open ground each plant ought to be upon a little mound, so that water does not lodge at the centre, or it will be most likely to rot the stem.

SCUTELLARIA JAPONICA. Japan Skull Cap. (Pax. Mag. Bot.) Labiatæ. Didynamia Gymnospermia. It is a Japan plant, probably brought to light by Dr. Siebold. It has bloomed with Messrs. Rollisson's, of Tooting. The plant grows about four or five inches high, of a somewhat trailing character, and blooms most profusely during the entire summer. The flowers are produced numerously in comparatively large spikes, each being near four inches long, of a brilliant blue, prettily spotted in the throat. Each blossom is about an inch long. It is probably quite hardy, and certainly deserves a place in every flower-garden, either in the border or as an edging to a flower bed.

PLANTS NOT FIGURED IN BOTANICAL REGISTER.

HABROTHAMNUS FASCICULATUS. A greenhouse plant of much beauty, in the collection of M. Van Houtte, of Ghent. It forms a bush, growing five or six feet high, with broad ovate-oblong leaves and fine heads of crimson flowers. They are arranged in a panicle, so as to render the branches a complete mass of bloom. A flowering specimen has been sent to this country by M. Van Houtte, and the flower portion was ten inches long and six in diameter. It is a native of Mexico, and will form one of the most ornamental plants for the greenhouse.

DENDROBIUM PLANIBULBE. From Manilla, sent to Messrs. Loddiges's by Mr. Cuming. The flowers are small, white veined with purple.

EPIDENDRUM OTULUM. Bloomed with Messrs. Loddiges. Sepals and petals green, lip white, with crimson veins.

ONCIDIUM CANDIDUM. Sent by Mr. Hartueg from Guatemala. Flowers, ivory white, with two violet dots at the base of each petal; lip bright yellow; each an inch across.

DENDROCHILUM LATIFOLIUM. Sent from Manilla to Messrs. Loddiges. Flowers green.

ANGRÆCUM ASHANTENSE. Sent from Ashantee to Messrs. Loddiges. The plant is singular in appearance; the flowers are cinnamon-coloured, in spikes about four inches long.

PART III.

MISCELLANEOUS INTELLIGENCE.

QUERIES.

ON HARDY FERNS.—A subscriber to the FLORICULTURAL CABINET requests to know where the best collection of Hardy Ferns can be procured.

A friend of ours, an amateur grower, possesses every known hardy species; and if our correspondent will give us a list, we will endeavour to supply the kinds.

CONDUCTOR.

ON THE IMPREGNATION OF FLOWERS.—A correspondent wishes to obtain information relative to the impregnation of Geraniums, in order to produce various crosses by that method. Answers to the following questions will be thankfully received.

How are the male and female blossoms to be distinguished? In what state of the blossom's expansion ought the prolific powder to be applied? likewise the manner of doing it. And, last but not least, how are the plants to be managed after impregnation has been effected, so that the blossoms thus acted on shall produce prolific seed?

MONUS FILIUS.

Pelargoniums, commonly called Geraniums, are of the kind termed bisexual, containing within a single flower both sexes, male and female. The stamens (male) are composed of two parts; one, usually long and slender, by which they are fastened to the bottom of the corolla; this is called the filament; the other, placed at the top of the filament, called the anther. Each anther is a kind of cell or box, which opens when it is ripe, and throws out a dust, usually of a white or yellow colour; this is termed pollen, or farina. The pistil or pointal, placed in the centre, is composed of three parts, the germen, the style, and the stigma. The germen is always placed below the style; its office is to contain the embryo seeds. The style is placed on the germen, and the stigma is the curved portions crowning the style. When the anthers burst open, and the dust appears, then it is in its perfect state. It is usual at that time the stigma is so too. When it is

desired to hybridize, clip away the stamens, leaving only the pistil in such single blossom; then bring, from another kind of Geranium, a flower which has pollen (the dust) in a perfect state, and dust it upon the stigma. Care must be taken, for a day or two, that the part thus operated upon is not watered over or allowed to be blown by a strong current of wind. This being performed vivifies the seed. Care should be taken to protect the impregnated blossoms from bees, &c., which, hovering over and alighting upon the flowers, convey pollen, and effect the process of impregnation; and, taking it from ill-formed flowers, &c., the design is defeated. To have superb new sorts, both kinds (the one impregnated, and the other from which the dust is taken) should be of first-rate form, the flower to be nearly a circle, each petal proportionate to the others in size, petals thick, edges smooth and even, and the bloom expanded well to view. Having such kinds, it is best to keep them remote from any others; and, by a judicious admixture of colours, spots, &c., a beautiful progeny will be obtained. When the plant has been impregnated, as at all other times, it ought not to lack water. When the seed is ripe it must be carefully watched, as it occasionally starts off from the style and germen rapidly. When ripe seed can be obtained by July or early in August, it should be immediately sown, about an eighth of an inch, covered with fine soil, placed in a hot-bed, and kept moist (not wet), and the plants soon appear. When strong enough (and that is early), they must be carefully taken up, potted in sixty-sized pots in rich loam, placed in a hot-bed frame, and re-potted when required. By October the plants will be strong, and may gradually be hardened. Care must be taken they are not damped off in winter; must be kept rather dry, in an airy place, near to light. When seed is gathered late in summer, it is best to save it (not where it can be dried excessively) till spring, and sow it then. When a seedling has got a foot or half a yard high, the lead should be stopped to induce the production of laterals, which often bloom much sooner than if the lead was retained.

CONDUCTOR.

REMARKS.

LONDON HORTICULTURAL SOCIETY.

[*Chiswick Show concluded from page 168.*]

Single specimens, &c. of Orchidæa.—By Mr. MYLAM.—*Ærides odoratum*.—In vigorous health, 4½ feet high, having 20 large racemes of flowers.

By Messrs. VEITCH.—*Oncidium lanceanum*. A noble, well-grown plant, 3 feet high, having 9 spikes of fine flowers.

By Mr. BREWSTER, gardener to Mrs. Wray, of Cheltenham.—*Barkeria spectabilis*. A magnificent blooming specimen, 1½ feet high, with 10 spikes of its lovely flowers.

Phalænopsis amabilis was exhibited by F. G. Cox, Esq., Cedar Lodge, Stockwell.

By Mr. EDMONDS, gardener to his Grace the Duke of Devonshire, a fine blooming specimen of *Peristeria pendula*.

By Mr. INSLEY.—A well-grown plant of *Mormodes luxatum*, 1½ feet high, in fine bloom.

By Mr. HUNT.—*Epidendrum macrochilum*. A beautifully-grown specimen, 2½ feet high, in fine bloom.

COLLECTION OF CLIMBING PLANTS, by Mr. GOODE.—The following superb specimens were exhibited. *Tropæolum edule*, trained to an oval-shaped trellis, 6 feet high, and 4 across, in a blaze of its beautiful orange-coloured blossoms. *Tropæolum tricolorum*, trained to a similar formed trellis as the *T. edule*; in profuse bloom. The trellis is made to conceal the pot, and the plant secured round so that the flowers cover the entire surface. *Aristolochia ciliosa*, trained to a circular frame 2½ feet high; its netted chocolate and green-coloured flowers being pretty. *Poivreia coccinea* (formerly *Combretum*), trained to a circular trellis 9 feet high, in profuse bloom, with its fine scarlet flowers. *Manettia bicolor*, trained to a globular trellis 4 feet in diameter; in very profuse bloom. *Clitoria*

ternata, trained to a trellis 4 feet high, and its intense blue pea formed flowers with a yellow centre, giving a pretty contrast, was strikingly handsome. *Marianthus cœrulea-punctatus*, trained to an oval trellis, 4½ feet high. *Echites suberecta*, trained to a circular trellis, 9 feet high, clothed with numerous clusters of its fine yellow flowers. *Hardenbergia monophylla*, trained to a trellis 5 feet high, in profuse bloom, with racemes of its blue and purple flowers. *Manettia cordifolia*, trained to a trellis, 6 feet high, in profuse bloom with its fine scarlet trumpet honeysuckle-like flowers. *Ipomœa tyrianthina*, trained to a circular trellis, 8 feet high, its numerous crimson-purple flowers being very showy in the early part of the day. *Stigmaphyllon ciliatum*, trained to a circular trellis 5 feet high; the flowers which were in profusion, are of a bright yellow, in form something like the *Tropœolum Canariensis*, or some of the *Oncidiums*; it is a pretty and ornamental plant. *Cycloglyne*, a new species, trained to a trellis, 4 feet high, having numerous spikes of purple pea-formed flowers. All the above were well-grown specimens, presenting a strong inducement to a more general attention to so interesting a tribe of plants.—PRIZE, Silver Gilt Medal.

SPECIMENS OF NEWLY-INTRODUCED AND OTHER FINE PLANTS.—*Luxembourgia ciliosa*, by Messrs. LUCOMBE, PINCE, and Co. The plant has somewhat the appearance of a fine species of *Arbutus* in its foliage, the edges of the leaves being prettily fringed. The flowers are produced in heads; we counted 60 blossoms on one, each being half an inch across, of a fine bright yellow colour, something in the way of an *Hydrangea*, but rather cup-shaped. A very neat and interesting plant.

Statice macrophylla, by Messrs. LUCOMBE, PINCE, and Co. The foliage is very noble, the flowers are similar in appearance to *Saraborea*. It is a fine species, the plant being 4 feet high.

Achimenes multiflora, by Mr. SMITH, from the Kew Gardens. The plant was in fine bloom, 2 feet high. The flowers are near the size of those of *A. longiflora*, of a deep lilac with a lighter centre, fringed at the edges of the petals like the fringed Chinese Primrose; it is a valuable addition to this lovely tribe.

By Messrs. LEE, of Hammersmith Nursery.—*Lathyrus*, new species, from Texas; the flowers are of a pale red colour, in large clusters of eight or ten in each. *Aquilegia Skinneri*; the heel orange-red, the other parts of the flower green.

Martynia fragrans, by Messrs. BECK and Co., seedsmen, London.

Fuchsia Exoniensis, 8 feet high (see advertisement in present Number); *Fuchsia Epsii*, 8 feet high, by Mr. PAWLEY, Bromley, in Kent. Flower large, of fleshy substance, tube and sepals bright red, corolla purple.

Acrophyllum venosum, by Mr. REDDING. Foliage like a *Banksia serrata*, having numerous spikes of flowers, white slightly tinged with blush similar to a *Spirea*.

Gompholobium polymorphum major, by Messrs. LUCOMBE, PINCE, and Co.—Trained to a trellis 3½ feet high, in profuse bloom, each flower being about an inch across, same in colour as the first-named species; a desirable plant for every greenhouse. *Ozothamnus thyrsoides*, a hardy evergreen shrub, 5 feet high, and 4 across, by [the above-named gentlemen. The foliage is small, rosemary like; the flowers are small, star-shaped, white, and produced in such profusion as to form an entire mass. A most desirable plant.

Spirea japonica, by Mr. REDDING.—Two feet and a half high, in profuse bloom, with its fine spikes of lovely white flowers. This plant deserves a place in every warm shrub border.

Manettia bicolor, by Mr. HUNT.—Trained to a circular trellis, 3½ feet high, in profuse bloom.

Gesneria, new species, by Mr. HUNT.—The flower stem was 5 feet high, having 20 spikes of fine orange-scarlet flowers.

Sollya linearis, by Mr. HORGOUN.—Trained to a circular trellis, 3 feet high. In very profuse bloom, with its lovely blue flowers.

Aphelaxis (*Elichrysum*) *sesamoides*, by Mr. BRUCE.—Three feet high, and 2½ across, in most profuse bloom.

There were two fine collections of *Ranunculuses*, from the Messrs. LOCKHART,

of Parson's-green, and from Messrs. TYSO AND SON, Wallingford; these were much admired for their beauty and delicacy; many of the edged varieties were exceedingly beautiful. A silver Banksian medal was awarded to Messrs. Tyso and Son; their collection consisted of Naxara, Rosa Montana, Temeraire, Grand Romana, Sophia, or Ma. de Luce, Tippoo Saib, Louise, Galitzin, Costoe's Coronation, Bouquet, Sanspareil, Comble de Gloire, Apollo Glacia, Fête Nocturne, Hercules, Navarino, Philocles, Queen Victoria, Melpomene, Lesbos, Jaune en Pumpadour, Coronax, Carneus, and the following Seedling varieties of their own raising; Edgar, Felix, Alexis Gippius, Attractor, Amasis, Flaminius, Basilica, Champion, Compholis, Creon, Ebrington, Edwin, Innocent, Jubal, Laureate, Saladin, Vendome, Paxas, Pasca, Paulini, Onisippus, Dr. Horner, Delectus, Dictator, Imbert, Meander, Nymphus, Orlando, Exquisite, Menelaus, Minos, Exemplar, and two or three unnamed Seedlings. Messrs. Lockhart's flowers were—Lady Leveson Gower, Lady Sale, Golconda, Hebe, Don Roderick, Duc de Nemours, Electra, Lady Sondes, Otway, Almarez, Fingal, Columbia, Deuil Noir, Euler, Oudney, Sir W. Raleigh, Miaulis, Sully, Pirate, Numa, Mary Stuart, Lord Byron, Hamlet, Thomas Pringle, Pearl, Parisina, Wilberforce, Victor Hugo, Olinthus, Ten-Poonder, Lictor, Talisman, Balloon, Venusta, Quintilian, Prince Albert, Parody, Duchess of Kent, Triton, Sadi, Annetta, Major Laing, Pliny, Commodore Napier, Magellan, Vanguard, Constantia, Diogenes, Waterman, Brightness, Dr. Leyden, Europa, No Proxy, Minstrel, Harlequin, Busaco, Barbour, Omega, Blenheim, Laurestinus, Admetus, Sappho, Scoresby, Memorial, Mars, Lady Barrington, Master-piece, Margent, General Gibbs, Charybdis, Eumenes, Nydea, De Buffon, Dollond.

PINKS.—Mr. NORMAN, Florist, Woolwich.—Bunkell, Queen Victoria, Eclipse, Lord Brougham, Willmer's Unique, Prince of Wales, Garrett's Alpha, Kirtland's Clarissa, Burchett's Young John, Dagb's Lady Sherbourne, Legg's Prince Albert, Hopkins' One in the Ring, Unsworth's Omega, Lady Flora Hastings, Norman's Henry, Holmes's Coronation, Stevens's Sir G. Cook, Cousin's Coronation, Hodges's Gem, Brown's Acme.

SEEDLING, Mr. NEVILLE.—Brilliant, very compact and beautiful sort.

HERBACEOUS CALCEOLARIAS, FIRST COLLECTION OF SIX.—Mr. DONSON, gardener to E. Beck, Esq., of Isleworth.—Holmes's Queen Adelaide, ground colour orange red, with a bright golden margin; spotted with a very dark colour; very superior kind. Madonna, reddish velvet. Maid of Honour, ground colour nearly white, with a pretty lilac margin; very delicate. Speciosissima, ground colour rosy lilac, with a sulphur margin. Holmes's Prince of Wales, bright yellow beautifully marked with reddish crimson; very superior kind. Laura, crimson red, with a yellow edge.

NURSERYMEN'S CLASS, 1st. Mr. CATLEUGH.—Standishi, deep yellow, beautifully spotted with brown; very beautiful. Selina, sulphur spotted with brown; good. Maria, white, with a large blotch of lilac purple. Gazelle, yellow, marked with brown streaks and spots, and a yellow margin. Golconda, yellow, with a large crimson spot. Willmoreana, orange beautifully spotted with red; very superior sort.

2d. Mr. GAINES.—Rival King, rosy lilac with a white margin, spotted with dark. Argo, deep sulphur spotted with dark. Lass of Richmond Hill, rosy-purple with a white margin. Others not named.

SHRUBBY CALCEOLARIAS, 1st Six.—Mr. DONSON.—Coppersmith, brownish crimson. Hamburgh, scarlet, crimson red with a yellow margin. Spectabilis, deep yellow, numerous spotted with velvet. Gem, crimson red with yellow margin. Alice, rosy crimson with a white margin. Lady of the Lake, bright yellow.

2d. Mr. STANLEY, gardener to H. Berens, Esq.—Lady of the Lake (see description above). Duke of Cornwall, reddish velvet with a white margin. Magnifica grandiflora, crimson. Sir R. Peel, yellow spotted with dark. Compacta, crimson with yellow margin. Ariel, a large dark red with white margin.

NURSERYMEN, 1st. Mr. GAINES.—Lancelot, sulphur, lighter at the centre, slightly spotted with dark. Commodore, red with a golden margin. Bridesmaid, nearly white, spotted with dark. Perfection, orange with a deep yellow

margin, numerous spotted with dark. Amulet, crimson red with a yellow margin. Reform, pale sulphur spotted with dark.

2d. Mr. CATLEUGH.—Favourite, crimson velvet with broad sulphur margin. Sunbeam, crimson red with a yellow edge. Incomparable, golden yellow, numerous spotted with dark. Attila, a large chocolate spot, spotted with white and a creamy white margin. Una, creamy sulphur, with slight spots of dark. Grandiflora magniflora, crimson red with yellow margin.

SEEDLINGS, COLLECTION OF TWELVE, MR. STANDISH.—Delicata, sulphur with brownish red marks at the centre. Exciter, yellow with a profusion of brownish red marks; superior sort. Raphael, sulphur with numerous narrow darkish streaks; pretty. Surprise, cream with crimson red blotches and streaks; very superior sort. Boz, bright yellow marked and streaked with brownish red; very pretty. Adventure, bright yellow with crimson blotches near the centre. Sir D. Wilkie, yellow marked and spotted with dark red; very pretty. Vandervelde, yellow marked with red. Pilot, cream, beautifully spotted and streaked with dark; very pretty. Competitor, bright yellow spotted and streaked with brownish red; very superior sort. Elysium, yellow and brown streaked and spotted with crimson; very pretty. Princess Mary, sulphur spotted with red; pretty. Illuminator, yellow with numerous leopard-like brownish crimson spots; very beautiful. Wee Pet, bronze with leopard-like dark spots; very pretty.

HEATHS, 1st PRIZE NURSERYMEN.—MESSRS. LUCOMBE, PINCE, AND CO., of Exeter nursery, consisting of 21 varieties of *Erica ventricosa*, very admirably grown, healthy, bushy to the rim of the pot, most of them nearly as broad as high, and profuse in bloom. They were named as follows:—*Incarinata*, 4 feet high, flesh colour. *Fasciculata rosea*, rose, 2½ feet. *Storyana*, rosy flesh, 2½ feet. *Hirsuta conspicua*, rosy pink, 3½ feet. *Hirsuta rosea*, rose, 2½ feet. *Curta*, pale blush, 4 feet. *Tumida*, rosy flesh, 3 feet. *Brownii*, flesh, 3½ feet. *Blanda*, blush, 3 feet. *Curta rubra*, deep rosy blush, 3½ feet. *Conspicua*, white with a rose tip, 2½ feet. *Coruscans*, bright pink, 3 feet. *Hirsuta alba*, white, 3 feet. *Pulchella*, flesh, 3 feet. *Alba tinctoria*, pink, 2½ feet. *Venusta*, pale blush, 2½ feet. *Nitida*, blush, 2½ feet. *Densa curta*, pale rose, 1½ feet. *Wellsiana*, white, 3 feet. *Densa purpurea*, pale rosy pink, 2 feet. *Magniflora*, bright rose, 2 feet. The above deserve to be grown in every collection.

1st PRIZE, Mr. GOODE.—Very superb, healthy, well-grown specimens in admirable bloom. *Erica Perspicua*, *Translucens rosea*, *Vestita coccinea*, *Inflata*, *Cavendishii*, *Vestita coccinea superba*, *Splendens*, *Intermedia*, *Muscaria*, *Perspicua nana*, *Ventricosa superba*, *Prægnans*, *Radiata*, *Gemmiflora*, *Ventricosa tenuifolia*, *Gnaphalioides*, *Westphalingia*, *Humei*, *Ventricosa stellata*.

Mr. Green had *E. jasminoides*, a small plant; *Beaumontiana*, handsome; *perspicua*, remarkably meritorious; *splendens*, excellent; a very fine *propendens*; *ventricosa superba*, in a magnificent state; and some other rich specimens of the varieties of *ventricosa*. From Mr. Brazier, gardener to W. H. Storey, Esq., were a superb *E. Cavendishii*; *Humei*, fine; *Westphalingia*, very healthy; *gelida*, extremely good; and some excellent *ventricosas*. Mr. Clarke, gardener to T. Smith, Esq., Shirley Park, produced *E. translucens*, four feet high, a glorious specimen; *tricolor*, fine and dense; *perspicua nana*, exceedingly lovely; and splendid varieties of *ventricosa*. *E. tricolor*, *perspicua*, *Westphalingia*, and several of the *ventricosas* were particularly fine, from Mr. Hunt, gardener to Miss Traill. Mr. Bruce, gardener to B. Miller, Esq., brought a noble *E. tricolor*, an excellent *E. Cavendishii*, and a few admirable *ventricosas*. Mr. Jackson, nurseryman, of Kingston, sent a small and good *E. tricolor*, a pretty *odorata*, a gigantic *jubata*, which was only partially in flower; a very spreading, rather bare *E. tricolor*; a capital *Cavendishii*; *Daphnæflora*, large and dense; and a pretty specimen of *baccans*. Some fine varieties of *ventricosa*; a beautiful little *tricolor*; *propendens*, in a pleasing state; *spuria*, three feet high, excellent; with *elegans*, small and compact, were from Mr. Frazer, nurseryman, of Leyton, Essex. From Mr. Pawley, of Bromley, we noted a fine *E. Cavendishii*, and some large *ventricosas*. Shown as single specimens there was *E. Cavendishii*, excessively rich, and with an extraordinary mass of flowers, from Mr. Goode, gardener to Mrs. Lawrence; *E. splendens*, a superb plant, from

Mr. Brazier, gardener to W. H. Storey, Esq.; *E. tricolor*, transcendently broad and good, from Mr. Salter, gardener to J. M. Yeeles, Esq., of Bath; and a new species, called *E. pulverulenta*, of a curious upright habit, like a small Cypress, with neat dark pink blossoms. The leaves seem to be covered with a whitish powder; this was from Mr. Dawson, of Brixton Hill.

SMALL COLLECTIONS OF STOVE AND GREENHOUSE PLANTS.—Superior specimens in these were exhibited:—1st, Mr. Hunt's *Boronia serrulata*, a very admirable specimen, so full of branches that there was scarcely a vacant space of two inches on any part of its surface; *Oncidium flexuosum*, wonderfully large, healthy, and compact, and showing that Orchidacæa, as well as other plants, may be subjected successfully to artificial training and management, for the plant, though only two feet in height, and as broad as it was high, had no appearance of having been operated upon by art; *Dendrobium nobile*, in the most perfect health, and with very large flowers; a fine *Ixora coccinea*; a spreading, dense, and well-flowered *Pimelea decussata*; and a magnificent *Leschenaultia formosa*. Mr. Falconer, gardener to A. Palmer, Esq., Cheam, and Mr. Bruce, gardener to B. Miller, Esq., Colliers' Wood, had collections of equal merit. That of the first was composed of *Leschenaultia formosa*, precisely in the shape of a bee-hive, and more thoroughly covered with flower than any plant we have ever before witnessed; a healthy *Oncidium altissimum*; a most magnificent *Polygala cordifolia*, four feet above the pot, and the same in width, surpassed by none in beauty; *Ixora coccinea*, four feet high, yet having none of that bareness at the bottom which is common to tall plants of the species, and being handsomely flowered as well; with *Epiphyllum speciosum*, grafted on *Cereus speciosissimus*, and trained so as to form a gorgeous front of inflorescence. Mr. Bruce's plants were a noble *Epiphyllum speciosum*, treated as that just specified in respect to grafting, but trained into a smaller compass, so as to exhibit the same aspect on every side, and exhibiting great skill in its management; *Coleonema gracilis*, particularly good; a fine *Oncidium flexuosum*; *Aphelaxis humilis*, in the most perfect flowering condition; and a favourable specimen of *Leschenaultia formosa*. Mr. Clarke, gardener to T. Smith, Esq., Shirley Park, showed a collection which, in respect to the healthiness of the plants, was of the highest excellence. It had in it a glorious specimen of *Leschenaultia formosa*; *Boronia denticulata*, magnificently cultivated; *Polygala oppositifolia*, and *Pimelea decussata*, peculiar for the richness of their foliage, and the size as well as deep colour of their flowers; with *Chorozema Dicksonii* and *Eutaxia pungens*, which were as close and well blown as if this were their ordinary habit. In the last collection belonging to this class, contributed by Mr. Frazer, nurseryman, of Leyton, the best plants were one of *Pimelea decussata*, and another of *Epacris grandiflora*; the *Epacris* was about three feet high, and in every respect perfect. As instances of cleverness in culture, most of the specimens thus enumerated, though not excelling others in the exhibition, were of the very highest order of merit. Straggling tendencies had been overcome, compactness of growth obtained, the disposition to bloom increased, the largest plants had been kept luxuriant and free from bareness at the lower part of their stems; while all the while their aspect was generally natural, and such that at least none of the machinery of art was discernible. They were chiefly in large pots, free from stakes, except to the main stem, and these entirely hidden by the branches, with the shoots regularly disposed on all sides, the flowers all standing out well, so as not to be concealed by the leaves, conspicuous for breadth rather than height, and almost as full of flowers at the sides, down to the very rim of the pot, as at the summit.

SINGLE SPECIMEN PLANTS, MESSRS. VEITCH AND SON.—*Oncidium lanceanum*. Plant 3 feet high, having nine large spikes of flowers. *Cerides odoratum*, by Mr. Mylam, 4½ feet high, having 20 large racemes of flowers. *Barkeri spectabilis*, 1½ foot high, with 10 spikes of its beautiful flowers, by Mrs. Wray, of Cheltenham. *Mormodus luxuta*, by Mr. Insley, gardener to G. Barker, Esq. *Pimelea decussata*, more than four feet in diameter, shown by Mr. Poole, of Leyton, Essex; *Stylidium fasciculatum*, probably the most remarkable plant at the exhibition, by Mr. Mountjoy, Ealing. *Siphocampylus betulæfolius*, equal to that of Mr. Green, before described, by Messrs. Lucombe, Pince, and Co.; and by the some gentleman, *Ozothamnus thrysoides*, four feet in height, with

branches extending to the same breadth, sheeted over with small white blossoms, and stated to be evergreen and hardy; with an *Epacris grandiflora*, four feet high, of a most superb description, by Mr. Frazer, of Leyton; and *Acrophyllum venosum*, in the highest perfection, by Mr. Redding, gardener to Mrs. Marryatt; were among the most extraordinary, and could hardly be surpassed. Of new plants, or such as have not been long introduced, there were *Nepenthes ampullacea*, a novel species of Pitcher-plant, with beautifully mottled and fringed pitchers, by Mr. Mylam, gardener to S. Rucker, Esq.; *Luxemburgia ciliosa*, a fine plant, with ciliated leaves, and showy terminal spikes of clear yellow flowers, by Messrs. Lucombe, Pince, and Co., of Exeter, and Mr. Smith, of the Royal Botanic Garden, Kew; *Achimenes multiflora*, with deep lilac flowers, which have a slightly fringed margin, also from Mr. Smith; *Statice macrophylla*, having peculiarly large leaves, and flowers resembling those of *S. arborea*, by Messrs. Lucombe, Pince, and Co., of Exeter; a species of *Lathyrus*, with ornamental reddish-crimson blossoms, by Messrs. Lee, of Hammersmith; *Aquilegia Skinneri*, not well coloured, likewise by Messrs. Lee. *Martynia fragrans*, in a superb condition, by Mr. Crees, gardener to Messrs. Beck, Henderson, and Co., Strand; *Tropæolum edule*, small but good, by Mr. Jackson, of Kingston; and *Stigmaphyllon ciliatum*, by Mr. Green, gardener to Sir E. Antrobus, Bart. The more common species included a *Kalmia latifolia*, on which almost all the flowers were so close as to touch each other before they opened; this was from Messrs. Rollison, Tooting, and excited much notice. *Hotia japonica*, extremely well managed, and profusely decked with its white feathery spikes of flowers, from Mr. Redding, gardener to Mrs. Marryatt; *Gompholobium polymorphum major*, trained to a kind of pillar, and very beautiful, from Messrs. Lucombe, Pince, and Co.; a fine species of *Gesnera*, of which the plant was both large and handsome, from Mr. Hunt, gardener to Miss Traill; *Oncidium crispum*, from the same firm; a pretty plant of *Manettia bicolor*, also from Mr. Hunt; *Sollya linearis*, conspicuous for its deep blue flowers, a good specimen, from Mr. Hopgood, nurseryman, Bayswater; *Elichrysum sesamoides*, handsomely grown, from Mr. Bruce, gardener to B. Miller, Esq.; *Achimenes longiflora*, not remarkable, from Mr. Stanley, gardener to H. Berens, Esq.; *Vanda teres*, very pale, from Messrs. Lucombe, Pince, and Co.; *Oncidium microchilum*, from Mr. Hunt, gardener to Miss Traill; *Euthales macrophylla*, a good but rather straggling plant, from Mr. Hayes, High Beech, Essex; a pale blue-flowered *Leschenaultia*, from Mr. Goode; and from the same, *Elichrysum retortum*, well treated and singular, *Fuchsia corymbiflora*, handsome, with a very rich specimen of *Gloxinia maxima*.

London Horticultural Society's Show, held in the Gardens on July 12.

THE displays of flowers was not so good as those of May and June; this was the case in regard to the larger collections of plants, which are more difficult to make up without an almost unlimited establishment to draw upon. Only one of forty, and one of twenty plants were exhibited.

COLLECTION OF PLANTS.—1st, Mr. GOODE, gardener to Mrs. Lawrence, Ealing Park; contained two splendid specimens of the old *Crassula* (*Kalosanthes*) *coccinea*, between two and three feet high, and bearing large heaps of the most brilliant flowers, the hue of which was quite dazzling; *Stenochilus maculata*, a singular old plant, with prettily spotted flowers, of which the fine specimen was producing a considerable profusion; *Xanthosia rotundifolia*, beautifully grown, and well clothed with its pleasing snowy blossoms; a very good dwarf plant of *Epacris grandiflora*, which has been proved, by the shows of the present year, to be one of the most ornamental of greenhouse plants, and to be capable of a high degree of cultivation; *Mirbelia dilatata*, laden with rich terminal racemes of deep pink flowers, and a very handsome object; a pot of *Achimenes longiflora*, in an excellent flowering condition; a very tall *Stephanotis floribunda*, nicely in bloom; *Ixora coccinea*, a large plant, richly bloomed; *Hibiscus Cameroni*, sheeted over with blossoms, which would not open beneath the canvas; one of the old species of *Cassia*, admirably grown, and bearing numbers of dark yellow flowers in clusters at the ends of the branches; a very high plant of *Ron-*

deletia speciosa, with the branches trained so as to be tolerably bushy; *Clerodendron squamatum*, particularly dwarf, with noble heads of its superb flowers; another species of *Clerodendron*, with deeply cut leaves, and white flowers which resemble some *Jasmines*, and are nearly as fragrant; *Cuphea Melvilla*, handsome, but not so fine as it has been produced here; *Begonia sanguinea*, remarkable for the deep sanguine tint of the backs of its curious leaves, and well studded with blossoms; *Erythrina crista-galli*, in a well-cultivated and well-flowered state; *Ixora bandhuca*, a noble plant, with few flowers; *Polygala oppositifolia*, grown into a tree, and having a fine expansive, though dense, head, covered with inflorescence; *Begonia parviflora*, a pretty and free-flowering plant; two globular trellises, beautifully adorned with *Manettia cordifolia*; and an unusually fine specimen of *Statiche arborea*, bearing a splendid panicle of flowers.—PRIZE, Gold Knightian Medal.

The 2nd collection by Mr. GREEN, gardener to Sir E. Antrobus, Bart.; it was composed, besides other things, of *Calanthe veratrifolia*, in the richest health; the new and specious *Achimenes grandiflora*; *Chorozema ovatum*, trained on a trellis, and flowering extremely well; a singularly good dwarf spreading plant of *Gardenia radicans*; a very capital specimen of *Crowea saligna*; *Stephanotis floribundus*, on a short funnel-shaped trellis, and blooming well: a large plant of *Leschenaultia biloba*; *Siphocampylus betulæfolius*, still in the greatest perfection; *Pimelea hispida*, fine; a healthy plant of the showy *Nematanthus longipes*, with thick shining leaves, and scarlet blossoms on long drooping peduncles; *Stigmaphyllon ciliatum*, a pretty new climber; an excellent dwarf plant of *Boronia serrulata*; and a most luxuriant specimen of *Ardisia crenulata*, its clusters of rich red berries forming a good relief to its neat white flowers.—PRIZE, Gold Banksian Medal.

In the collections of six there were four competitors. 1st. Mr. CLARKE, gardener to M. T. Smith, Esq., Shirley Park, produced the lovely *Lilium speciosum punctatum*, in a richly-grown state, with a great number of blossoms; *Dracophyllum gracile*, an admirably-managed plant, loaded with neat white flowers; *Philibertia grandiflora*, having unusually large blossoms; *Roella ciliata*, a fine plant, though not thoroughly in flower; an uncommonly handsome specimen of *Pimelea decussata*; and a noble plant of *Polygala oppositifolia*.—PRIZE, Silver Gilt Medal.

2nd. Mr. FRASER, nurseryman, of Leyton, Essex; there were a superb specimen of *Epacris grandiflora*; *Crassula nitida*, something like *C. coccinea*, and nearly as good, finely grown; a good *Euthales macrophylla*; a handsome plant of *Statiche arborea*; and *Vinca rosea* and *alba*, the latter remarkably beautiful for its cultivation.

3rd. Mr. BRUCE, gardener to B. Miller, Esq., of Mitcham, contained a first-rate plant of *Geranium tricolor*; *Achimenes longiflora*, in a good blooming state; *Clerodendron speciosissimum*, particularly good and splendid; a stunted plant of some *Burchellia*, apparently different from *capensis*; an excellent *Gesnera*, which appeared to be *faucialis*; and *Elichrysum proliferum*, conspicuous for its bright crimson everlasting flowers, and its moss-like foliage.

4th. A collection from Mr. PAWLEY, of Bromley, comprising a superlatively good plant of *Stephanotis floribundus*, fastened to a flat trellis, and flowering well; *Ixora coccinea*, dwarf and excellent; *Mahernia incisa*, *Euphorbia splendens*, and *Oncidium flexuosum*.

HEATHS.—By Mr. GOODE, gardener to Mrs. Lawrence. Of the very first excellence. The group included *E. cerinthoides*, exhibiting a dwarfness, closeness, and luxuriance, which are by no means common to it, and showing 20 or 30 young shoots at the base, just springing up to render the plant still more bushy; *E. metulæflora bicolor*, an admirable plant of a very elegant kind; *E. tricolor elegans*, with flowers of the most delicate tints, and the specimen dense to an astonishing degree; *E. inflata*, an immense plant, superbly filled up with branches, and studded with flowers; *E. Juliana*, in a most excellent condition; *E. perspicua*, a beautiful plant, but the flowers fading; *E. Cavendishiana*, extraordinarily good; *E. Westphalingia*, dwarf and pretty; *E. radiata*, exquisite; *E. eximia*, fine; *E. tricolor superba*, admirable; *E. jasminiflora alba*, splendid; *E. ampullacea vittata superba*, remarkably fine; *E. inflata*, very large, magni-

ficient; *E. viridis*, four feet high, extraordinary; *E. Boveiana*, very bushy; *E. ventricosa tenuiflora*, lovely; and *E. ventricosa coccinea minor*, a most charming little object. The compactness and healthiness of all these plants were truly surprising, and highly meritorious. Another extensive collection was shown by Mr. Jackson, nurseryman, of Kingston, Surrey; and the plants in it were conspicuous rather for age and size than for a very verdant or magnificent appearance, though there were several of the latter description. The best specimens were *E. tricolor*, a plant of very unusual dimensions; *E. jubata*, four feet high, dense, and splendid; *E. ampullacea major*, dwarf and good; *E. odorata*, 3 feet in height, a beautiful plant; *E. Savilleana*, a little tree; a variety of *E. princeps*, good; *E. jasminiflora alba*, close and fine; *E. ventricosa breviflora*, curious as well as showy; *E. inflata rubra*, excellent; a beautiful Seedling from *E. Shannoni*; *E. Jacksoni*, a delightful little plant; a very delicate-coloured Seedling variety of *E. tricolor*; with *E. gemmifera* and *aristella*. Mr. Dawson, of Brixton Hill, furnished a beautiful small collection; the principal plants in the group were *E. Massoni*, very good; *E. mutabilis*, excellent; *E. Irbyana*, a remarkably large and handsome specimen; a fine *E. ampullacea*, and *E. Bergiana*. The finest of Mr. Clarke's plants were—*E. tricolor*, particularly good; *E. perspicua*, splendid; *E. Juliana*, capital; and some superb varieties of *E. ventricosa*.

ROYAL BOTANIC SOCIETY OF LONDON.

On July 19th, the last exhibition for the season took place in the inner circle Regent's Park. The collections of plants were very numerous, and of the most superb character.

A superb collection of fine-grown PELARGONIUMS was sent by Mr. Cock, of Chiswick, which were much admired. It contained 20 plants, viz., Rhoda, Evelyn, Evadne, Master Humphrey, Flash, Queen of the Fairies, Grand Monarch, Prince of Waterloo, Flamingo, Witch, Hebe, Erectum, and Sapphire, Gipsy, Unit, Erectum, Emma, Laura, Queen of the Fairies, and Madame Taghioni (Catleugh's).

Another collection from Mr. STAINES, Middlesex-place, New Road. This collection consisted of 24 Pelargoniums, grown in pots of 24 to the cast; they were remarkable for their health, dwarf growth, and fine the development of the flowers, and might be regarded as specimens of this style of growth; the sorts were—Beauty, Glory of the West, Exquisite, Ivanhoe, Erectum, Enchantress, Cyrus, Vanguard, Comte de Paris, Camilla, Gipsy, Priory Queen, Superb, Rhoda, Rising Sun, Grand Monarch, Enchantress, Jewess, Madeleine, Jubilee, Fair Maid of Devon, Flamingo, Consort, Rienzi; the flowers were large, in fine colour, and the plants covered with handsome trusses; the tops of the pots were not to be seen in any of these plants, being covered with stiff, healthy foliage.

In collections of 6 varieties in pots of 24 to the cast, the only exhibitor in the Amateurs' Class was Mr. STAINES. These consisted of 6 specimens selected from his stock for their bloom, with which they were literally covered; the sorts were—Enchantress, Gorhambury, Gipsy, Priory King, Assassin, and Bridesmaid.

Nurserymen's Class, 12 plants.—1st prize, Mr. CATLEUGH, for Nestor, Angelica, Luna, Madame Taghioni, Celeste, Fair Maid of Devon, Marcella, Mrs. Stirling, Sir R. Peel, Symmetry, Rosetta Superb, and Eclipse.

2d. Mr. GAINES—Pilot, Hermione, Madeleine, Glory of Jersey, Rising Sun, Lady Sale, Beauty Supreme, Douglas, Coronation, and Morea.

In collections of 12 varieties in 12 sized pots.—1st. Mr. CATLEUGH; his collection was—Witch, Duenna, Master Humphrey, Lord Mayor, Evadne, Enchantress, Selina, Priory Queen, Mrs. Stirling, Erectum, Queen of the Fairies, and Nestor.

2d. Mr. GAINES—Erectum, Douglas, Grand Monarch, Mabel, Firebrand, Black-eyed Susan, Matilda, Lady J. Douglas, Gem of the West, Exquisite.

COLLECTIONS OF PLANTS.—1st. Mr. BARNES, gardener to G. Norman, Esq., Bromley, contained some excellent specimens, comprising a beautiful little plant of *Rondeletia speciosa*; *Polygala cordifolia*, trained to a wire trellis, and exhibiting one unbroken mass of bloom; *Achimenes longiflora*, in a state of great luxuriance; *Elichrysum humile*, loaded with flowers; *Boronia viminea* and *denticulata*, in remarkably fine condition and neatly trained to hemispherical wire trellises;

Ixora coccinea and *crocata*, dwarf and well bloomed; and very healthy specimens of *Elichrysum proliferum*, *Erica Juliana*, *translucens*, and *eximia*. Mr. GREEN, a most perfect specimen of *Erica viridiflora*, completely enveloped in its singular drooping green flowers; *E. Shannoni*, in equally good condition; *Gompholobium polymorphum*, trained to a circular trellis and blooming freely; a fine plant of *Æschynánthus parasiticus*; a strong specimen of the singular *Nematanthus longipes*, with dark red flowers hanging on long, drooping peduncles; and *Achimenes pedunculata*. In Mr. PAWLEY'S collection were well-cultivated specimens of *Ixora coccinea*, *Erythrina crista-galli*, with a good spike of flowers; a fine plant of *Mahernia incisa*, and a fair specimen of *Erica ampullacea*.

A good collection was supplied by Mr. HUNT, gardener to Miss Traill, of Hayes; this comprised two magnificent plants of *Boronia serrulata*, trained to hemispherical trellises; *Cattleya Mossiæ*, blooming well; *Crowea saligna*, particularly fine; *Polygala oppositifolia*, exceedingly handsome; *Euphorbia Bronnii*, in a state of great luxuriance; *Rondeletia speciosa*, very large; and *Elichrysum proliferum*, producing its bright star-like flowers in profusion.

2nd. From Mr. CLARKE, gardener to M. T. Smith, Esq., of Shirley Park, were a lovely plant of *Roella ciliata*; *Erica tricolor*, small, but well grown; *Leschenaultia biloba*, in good health, but not fully in flower, and a very large plant of *Fuchsia corymbiflora*.

3rd. Mr. FRAZIER, nurseryman, Lea-bridge-road, exhibited *Percularia odoratissima*, in great perfection; a robust plant of *Swainsonia galegifolia*; the charming *Erica cubica*, loaded with drooping little bells; a fine specimen of *Mahernia pinnata*, with *Vinca rosea* and *alba*, in admirable condition.

COLLECTIONS OF NINE.—From Mr. MAY, gardener to E. Goodheart, Esq., of Beckenham, were *Gardoquia Hookeri*, exceedingly well grown; *Polygala oppositifolia*, blooming to the margin of the pot; *Erica Juliana*, with a good head of bloom, but naked below; *E. metulæflora bicolor*, a picture of health; *E. eximia*, perfect as a plant, but with the blooms slightly on the decline. Mr. Jackson, of Kingston, exhibited a magnificent specimen of *Erica jasminiflora alba*, *Calceolaria Willmoreana*; prettily spotted after the manner of *Standishii*, with good plants of *Statice sinuata*, *Gardoquia Hookeri*, *Sollya linearis*, and *Hibiscus Cameroni*.

Amongst stove and greenhouse climbers were *Philibertia grandiflora*, blooming profusely, *Hoya carnosa*, tolerably good; a gigantic plant of *Ceropegia elegans*, and a large specimen, with few flowers upon it, of *Manetti bicolor*, from Mr. Clarke, gardener to M. T. Smith, Esq.; and from Mr. Pawley, of Bromley, a vigorous plant of *Stephanotis floribundus*, and a small but healthy specimen of *Gompholobium polymorphum*.

A large collection of scarlet *Pelargoniums* was sent by Mr. Baile, of Hammer-smith, for which an extra prize was awarded.

The Heaths were singularly fine, particularly those from Mr. Hunt, gardener to Miss Traill, Mr. Barnes, gardener to G. Norman, Esq., and Mr. May, gardener to E. Goodheart, Esq. In the collection of the former were *Erica tricolor elegans*, in the highest state of perfection; *Massoni*, *gemmaifera*, and *eximia*, scarcely less beautiful: with a fine variety of princeps, and a handsome little plant of *E. Savilleana*. The collection of the latter exhibitor contained a surpassingly beautiful specimen of *E. metulæflora bicolor*; the highly brilliant *E. Parmentieri rosea*; *Savilleana*, densely clothed with flowers; and *ampullacea*, extremely handsome. Mr. Barnes exhibited *E. depressa*, in fine condition; *Massoni*, excellent, but with a few withered blooms; and well-cultivated specimens of *E. Bowieana*, *ampullacea*, *splendens*, and *viridiflora*. Mr. Jackson's collection was good, but consisted principally of the plants exhibited at Chiswick. We must not pass over a splendid plant of *E. tricolor superba*, from Mr. Brazier, gardener to W. H. Storey, Esq., of Isleworth: this was certainly one of the finest in the exhibition. Heaths were also shown by Mr. Fairbairn, of Clapham, Mr. Wilson, of the same place, and Mr. Dawson, of Brixton-hill.

The Orchidaceous plants were good, the principal exhibitors being Mr. Mylam, gardener to S. Rucker, Esq., Wandsworth; and Mr. Barnes. The collection of the former comprised *Cymbidium pendulum*, with a raceme of flowers $2\frac{1}{2}$ feet long; the delicately-white *Burlingtonia candida*, growing vigorously on a block of wood; the lovely *Barkeria spectabilis*; the singular *Coryanthes macrantha*;

Stanhopea grandiflora, with two dull white flowers, which quite perfumed the surrounding air; and the curious *Angræcum caudatum*, with the blooms scarcely expanded. *Oncidium Lanceanum*, in healthy condition; *O. Altissimum*, very vigorous; a remarkably strong plant of *Gongora maculata*; *Acropera Loddigesii*, bearing numerous drooping racemes of its singular flowers; with *Catasetum luridum* and *Maxillaria tetragona*, were contributed by Mr. Barnes. F. G. Cox, Esq., of Stockwell, exhibited a pretty specimen of *Oncidium bifolium*, with *Cycnoches chlorochilum*, and *Cattleya Harrisonæ*. *Miltonia spectabilis*, exhibited by Mr. Mylam, as a single specimen, was exquisitely beautiful. Mr. Henderson, of Pineapple-place, sent (not for competition) an exceedingly fine *Stanhopea oculata*, the lovely *Maxillaria Steelii*, the richly-marked *Oncidium Lanceanum*, two plants of *Achimenes grandiflora*, a species of *Hibiscus*, said to be new; *Costus nepalensis*, finely in bloom; and several other plants. Mr. Mountjoy, of Ealing, exhibited a well-blooming collection of *Lilium eximium*; and Mr. Pearson, of Hampstead-road, some fine seedling *Petunias*. Among the specimen plants most noticeable were *Erica ampullacea*, blooming profusely, from Mr. Dawson, of Brixton-hill. *Ixora coccinea*, three feet high, from Mr. Barnes; *Ceropegia elegans*, covering a flat trellis four feet in diameter, from Mr. Colville, gardener at Ditton House; from Mr. May, a very healthy plant of *Erica aristata major*, not in bloom; from Mr. Dawson, of Brixton-hill, a well-bloomed specimen of the chaste *Erica infundibuliformis*; from Mr. Pamplin, of Walthamstow, a white variety of the Chinese Larkspur; from Messrs. Henderson, a good plant of *Besleria pulchella*; *Achimenes multiflora* from Mr. Glendinning, of Turnham Green; a pretty seedling *Gloxinia*, with flesh-coloured flowers, and *Achimenes grandiflora*, from Mr. Mountjoy, of Ealing; *Erythrina cristi-galli*, very handsome, with seven spikes of flowers, and *Plumbago capensis*, neatly tied down to a hemispherical trellis, from Mr. Catleugh, of Hans-place. Flowers of the noble *Beaumontia grandiflora* were shown, but by whom we could not ascertain. Two collections of *Statice* were exhibited; one by Mr. Jackson, of Kingston; the other by Mr. Wood, of Norwood. In that of the former was a pretty species, named *S. pseudo-armeria*, with rose-coloured flowers.

The Roses were particularly fine, especially the cut blooms sent by Messrs. Lane and Son; in this collection there were choice flowers of *Ville de Bruxelles*, *Madame Hardy*, and *Phæbus*.

Although the number of *Fuchsias* was considerable; there was nothing very novel, with the exception of one named *Vesta* from Mr. Smith, of Dalstou; this is a handsome full-sized flower, with flesh-coloured sepals and deep crimson petals.

In Carnations the first prize was awarded to Mr. Norman; the second prize to Mr. Ward, of Woolwich; and the third prize to Mr. Willmer.

For Picotees, Mr. WARD, of Woolwich, received the first prize for *Giddens's Diana*, *Crask's Queen Victoria*, *Sharp's Hector*, *Martin's Union*, *Lady Chesterfield*, *Willmer's Miss Browning*, *Nulli Secundus*, *Cousins's Seedling*, *Willmer's Queen*, *Sharp's Criterion*, *Wilson's Fanny Irby*, *Wain's Queen Victoria*, *Bunkler's Hope*, *Dickson's Trip to Cambridge*, *Wood's Alicia*, *Lady Flora*, *Garrat's Lady Dacre*, *Sharp's Duke of Wellington*, *Miss Willoughby*, *Lad's St. Maur*, *Giddens's Teaser*, *Wood's Agrippina*, *Kirtland's Princess Augusta*, *Giddens's Vespasian*. 2nd prize, Mr. NORMAN, of Woolwich, for *Giddens's Beauty of Hemmingford*, *Seedling*, *Queen of Violets*, *Duke of Cambridge*, *Miss Browning*, *Stanton's Seedling*, *Crask's Queen Victoria*, *Giddens's Diana*, *Lady Chesterfield*, *Mrs. Brown*, *Nottingham Hero*, *Criterion*, *Gem*, *Agrippina*, *Juhn's Prince Albert*, *Sykes's Eliza*, *Belle of the Village*, *Harlequin*, *Luff's Seedling*, *Lady Dacre*, 60, *Giddens's Diana* and *Vespasian*. 3rd prize to Mr. WILLMER, King's Road, Chelsea, for *Giddens's Susau*, *Isabella*, *Giddens's Duchess of Kent*, *Sharp's Hector*, *Stella*, *Giddens's Lovely Ann*, *Willmer's Queen Victoria*, *Moonraker*, *Giddens's Bleda*, *Crask's Queen Victoria*, *Fair Maid of Perth*, *Wood's Lady Hussey*, *Soon's Prince Albert*, *Jenny Jones*, *Lady Wynford*, *Wilson's Pluperfect*, *Wain's Victoria*, *Annesley's Pienipo*, *Foden's Matilda*, *Wood's Lord Hitchenbrook*, *Willmer's Charon*, *Agnes*, and 35, and *Sharp's Cocked Hat*.

SEEDLINGS.—There were but few Seedling *Pelargoniums* exhibited, and one only selected for a prize; this was Pamplin's *Lord Nelson*, a variety very much

in the way of the Queen of the Fairies; the flower expands more freely, but the top petals are not so bright. Seedling Fuchsias from Mr. Smith, of Dalston, of which *reflexa* and *expansa* were selected for prizes, the former variety having large flowers with the sepals turning up, and exposing the whole of the corolla, which is of a rosy purple; the latter variety has smaller and shorter flowers, with the sepals standing out horizontally; the corolla is large, and expands also, of a rosy purple colour. Another variety, named *Coccinea vera*, a slight improvement upon *Cormackii*, was also recommended for a prize. A seedling *Verbena*, named *Excelsa*, having very large and deep rose-coloured flowers, was also selected for a prize.

WE visited the splendid exhibition of Mr. Waterers' Rhododendrons, *Kalmias*, &c., held in the grounds at King's Road, Chelsea, near London, and the collection was of the most superb character; it exceeded in variety and beauty every former display. The following were the most striking kinds, and certainly deserve a place in every shrub border.

RHODODENDRONS. ROSEA ELEGANS.—Fine rose, without spots, flowers large, in great heads. A profuse bloomer.

MACRANTHUM.—Beautiful pink, flowers good size; blooms profuse, and late, so that it just comes into bloom when the general collection goes off.

PURPUREA NIGRA.—A very striking deep purple, producing a distinct effect contrasted with the others.

NIVATICUM.—Nearly white till the decline, then changes to a pale blush. A very large superb flowering plant.

PONTICUM ROSEUM SUPERBA.—Flowers middle sized, of a bright rose. Very profuse bloomer.

BROMELIFOLIA.—Flowers middle size, pink spotted with yellow, and a most profuse bloomer.

PONTICUM SPLENDENS.—Rosy lilac, large flowers in extensive heads.

PICTUM.—Flowers nearly white, with yellow spots; they are very large and in magnificent heads.

ROSEA ELEGANTISSIMA.—Flowers deep rose, not spotted, large, and in fine heads.

ALBERTII.—Flowers lilac with yellow spots, large blossoms, and in magnificent heads. One was purchased by Prince Albert at the exhibition.

CATAUBIENSE ELEGANS.—Flowers bright rose with a purple tinge at the margin. Blossoms large and in fine heads.

PONTICUM ALBUM SUPERBA.—White, shaded at the margin with a tinge of blush, spotted with green. A very profuse bloomer.

HYACINTHIFLORA.—Flowers double, lilac. A very free bloomer.

WATEREANA.—Lilac spotted with pale green, flowers large, and in fine heads. A most profuse bloomer.

PONTICUM VENESTUM.—Flowers bright rosy pink with yellow spots, middle-sized heads, and a profuse bloomer.

MAXIMA ALBA.—White tinged with rose outside, spotted with green; large blossoms and heads.

PONTICUM VERSICOLOR.—Rosy purple and white with yellow spots. Blossoms and heads very large and produced in profusion.

MAGNIFLORUM.—Lilac spotted with yellow and green. Blossoms very large and in fine heads.

CAMPANULATUM.—Lilac with yellow centre, spotted with dark. Flowers and heads good sized.

CINNAMOMEA.—White spotted with dark; very neat.

KALMIA MYRTIFOLIA, MYRTLE-LEAVED.—Flowers of a rich rosy pink, produced in such profusion as to be an entire mass; the bushes were $2\frac{1}{2}$ feet high and as much in diameter. A very handsome plant, deserves a place wherever it can be grown.

KALMIA LATIFOLIA.—A bush was exhibited 6 feet high and as much across. In most profuse bloom.



1. *Thariella Pluta Polargonium*. 2. *Scutellaria japonica*

THE
FLORICULTURAL CABINET,

SEPTEMBER 1st, 1843.

PART I.

EMBELLISHMENTS.

ARTICLE I.

PELARGONIUM, VARIETY. THURTELL'S PLUTO. (*Stork's Bill*.)

GERANIACEÆ. MONADELPHIA HEPTANDRIA.

[PELARGONIUM, so named from *pelargos*, a stork; the capsules somewhat resembling the head and beak of a stork.]

No. 1. THURTELL'S PLUTO.—This very superb variety was raised by Captain Charles Thurtell, R.N., of Somerset Place, Stoke, near Devonport. In order to succeed in raising Seedling Pelargoniums possessing perfect properties, none but *first rate kinds* should be cultivated from which to obtain seed, and such plants should be secured from bees, or they will be likely, even from remote situations, to frustrate intentions by bringing pollen from ill-shaped rejected flowers. (See observations on the Impregnation of Pelargoniums in our last Number, at page 191.) Fully aware of this Captain Thurtell, after an enormous expense in purchasing all the best sorts to be procured, he selected thirty-three to raise seedlings from, rejecting seventy others, though they had been purchased at a cost of about as many pounds value. The result, however, has now realized the expectations of Captain Thurtell, by the production of several seedlings of the very first order; viz., roundness in outline, proportionate equality in size of petals, firmness in substance, and a due expansion of the face of the bloom. We have seen kinds exhibited with proportioned petals, firm in substance, striking in colours, but nearly funnel-shaped in appearance, and which concealed, to some extent, the beautiful colours. Captain Thurtell rejects such kinds to raise seedlings from, and perfection in form is the primary object. This being once obtained, everything desired in distinction, &c., in colours can, in due course, be effected. For the considerable pecu-

niary sacrifice and attention given in order to realize so desirable an improvement in the flowers of this most lovely tribe of plants, we feel especially thankful to Captain Thurtell, and when the variety here figured, with several other very superior seedlings, are in possession of growers in general, they will unite with us in similar feelings of obligation. Having, in page 191, described the mode of procedure with seedlings, we proceed to the more general culture as practised by the best London growers.

We have, in recent Numbers, given a description of all the first-rate kinds exhibited for the first time this season; and there are several most superior ones. The beauty and perfection to which (in character and culture) they have attained almost compel every admirer of floral beauties to become what is termed a geranium grower.

Pelargoniums are usually denominated Geraniums, although they constitute a very different family. The following mode of culture applies to the shrubby class of Pelargoniums, usually exhibited at the floral meetings for competition.

They always succeed best when grown in a house apart from other plants, and to be placed upon a stage as near to the glass as circumstances will admit: thus placed is a most essential point in their culture. Where a greenhouse is of necessity appropriated to other classes of plants, then it is best to have pit-frames to grow the Pelargoniums in till blooming season; and when the flower-stems have pushed about half their length, to introduce the plants into the greenhouse for blooming, and when there to be placed as near the glass as possible. When they are in the greenhouse, and the petals are bursting the calyx, the temperature must be kept high, and be kept so till the blooming is over. If it is desired to have large and bold flowers, this attention is very necessary; and, though at a hot season of the year, the house should be kept closed in a great degree, using a canvass shade when mid-day sun is intense. This mode of treatment with blooming plants is the principal reason of the flowers exhibited by the London growers being generally so superior in size to those usually seen in the country.

Having thus premised as to situation, &c., we add some general observations on culture.

In the first week of July, or earlier, if the plants have done blooming, the cuttings are taken off, and inserted around a pot in loam

and leaf mould; then placed in a cool frame, plunged to the rim, which is kept pretty close, and shaded from the sun. Sometimes, instead of being inserted in pots, the cuttings are inserted in an open border, fully exposed to the mid-day sun. This is especially the case when a considerable quantity is required.

In about six weeks the cuttings are rooted; they are then carefully removed, so as to retain the new roots, and potted separately into what are termed sixty-sized pots, in a compost of equal parts of well-enriched loam and sandy peat. After potting, they are placed on boards or slates, in a warm situation in the open air, where they can be shaded for a short time till they can bear the sun, after which they are fully exposed, and the plants of early-struck cuttings have the leads pinched off as soon as the plants begin to push anew. Where there are frames to place them in, the facility for readily shading is afforded. Some of the extensive growers have boards, a foot or so deep, placed along the sides at about five feet apart, and have hoops over, so as to throw mats over for shading, protection from excessive wet, or to afford security against a sudden frost in autumn.

About the last week in September, the plants are usually removed into the house or cool frame, where they are placed as near the glass as circumstances admit of; at the same time they are re-potted into forty-eights, and the leading shoots stopped at the third or fourth joint; this induces the production of lateral shoots, and causes the plants to become bushy. The compost used is one-half well-enriched turfy loam, and the other leaf-mould and sandy peat, to which is added a small portion of bone-dust; but this is given with caution, and never near the surface of the soil. When fire-heat is required, its application is only so as to keep the temperature of the house at about forty degrees; and, whenever admissible by day, to give all that can be, so frost is kept out.

About the middle of December the plants are re-potted into thirty-twos. After this potting, the temperature of the house is increased for about three weeks, so as to stimulate the roots immediately to push afresh, as well as to obtain an early supply of new shoots.

About the middle of February the plants are again shifted into a size larger, any shoots requiring to be stopped are done, and each shoot is tied separately to a proper stake.

At the end of March the plants are carefully examined, and very recly thinned of the lateral shoots, and a regular distribution retained.

In order to have the plant uniform in growth, a small stick is put to each shoot, to which it is secured, and the arrangement made so as to be uniform. Those plants that have filled the pots with roots require shifting into larger, and they are carefully done, keeping the balls entire, as in the former potting, in the compost using a good portion of rotten cow-dung. Twice a-day they require to be syringed over the tops.

About the end of April, or the first week in May, the plants are looked over again, and a considerable thinning of the shoots again takes place, leaving the most vigorous ones for blooming. A careful attention is always given to the watering of the plants, to prevent them flagging. Where there is the opportunity, and superior specimens are desired, liquid manure water is occasionally given; the plants, too, are frequently syringed over the tops, and the house shaded. When the green fly makes its appearance, either the house is smoked or diluted tobacco-water is syringed over the plants, which effectually destroys the insect. Plants thus attended to become fine specimens, blooming profusely and vigorously.

When the blooming season is over, the plants are removed to an exposed situation for a week or ten days, and then are headed down so as to leave each shoot about three inches long. As soon as *they have pushed shoots* about two inches long, they are re-potted; the old soil is nearly all shook off the roots; they are shortened too, and again planted, each in a pot two sizes less than it had been in. Where there are numerous lateral shoots now produced, they are stripped off, so as to leave but a due proportion. These plants are again re-potted in February into twelves, in a compost as before directed; they are afterwards thinned and otherwise treated, as done the previous year. These plants make superior specimens the first season, in size and vigour. When, however, an extraordinary specimen is desired, the plant is not allowed to bloom much the first year, so as to throw all the vigour possible into the wood. It is cut down, as done to the others, to furnish a supply of laterals, and treated in all other respects as above directed.

Captain Thurtell states that he never uses pots larger than twenty-fours, quality not quantity being his object; by which means the strength of the plant is thrown into the production of *larger flowers* than are produced by the London growers, with whom quantity seems to be the principal aim.

The following particulars of treatment practised by the most successful grower, Mr. Cock, of Chiswick, was given us by him, which we here annex:—

Mr. Cock strikes his cuttings about the beginning of June, or sooner, if the plants will bear cutting. As soon as rooted they are removed into sixty-sized pots, and set in a shady situation on boards or slates, or in a cold frame. When rooted, they are removed to an open situation, and as soon as the plants will bear the sun without flagging they are stopped. In September they are re-potted into forty-eight sized pots, and at this time he commences training. In December and January those that are sufficiently strong are again shifted into sixteen-sized pots; in these pots they are allowed to bloom. About the middle of July or beginning of August they are headed down and set in a shady sheltered situation; and, when the plants have shoots nearly an inch long, the soil is nearly all shaken from the roots, and they are again re-potted into the same sized pots. As the shoots are formed they are carefully thinned out. In the greenhouse the plants intended for exhibition are kept four feet apart; the front sashes are kept open on all convenient occasions. In November the plants are stopped, and a stake put to each shoot. The leaves are thinned out to allow the air to circulate freely. In December and January the strongest plants are again selected, and potted into eight-sized pots; and at this time additional heat is applied to enable the plants to root rapidly. In February they are syringed in the afternoon, but sufficiently early to allow them to dry before night. In March they are again re-potted in No. two-sized pots; water is now very liberally supplied. When the flowers begin to open, a shading of cheese-cloth is used on the outside of the house. Air is admitted before the sun has much power on the glass, and this is found to prevent the attacks of the green fly. The success of all the other operations depends on the mode of applying fire-heat. The fires are lighted at three or four o'clock in the afternoon, and allowed to go out about nine or ten. They are again lighted about three or four in the morning. The thermometer, during the night, is kept at 40 or 42 degrees Fahrenheit. The soil is prepared thus:—a quantity of turfy loam is chopped and laid up in a heap, a quantity of fresh stable litter is then shaken up and laid in the form of a mushroom bed. If the weather is dry at the time, the manure is well watered; liquid manure and the

steam or ammonia is prevented from passing off by a covering of slates. In this state it is allowed to remain fifteen or sixteen days, and is then mixed with about an equal quantity of fresh loam, and, when the mixing is completed, the heap is at last covered with loam. At the end of a month or five weeks it is turned over three or four times, in order that the dung and loam may incorporate well together. At the end of twelve months it is fit for use. To two barrow-fuls of this compost is added one of leaf-mould and a peck and a half of silver sand.

By the above attention plants are obtained of the most healthy and vigorous growth, two to four feet high, and three to four in diameter, unique in form, and so clothed with fine foliage, down to the rim of the pot, that not a stem is seen.

When bees are allowed to enter the house, they injure the petals and disfigure the flowers; to prevent this gauze blinds are used.

ARTICLE II.

DESCRIPTION OF A PLANT PROTECTOR.

BY MR. MAJOR, LANDSCAPE GARDENER, KNOSTHORPE, NEAR LEEDS.

THE annexed sketch is a contrivance of ours for shading or otherwise protecting various out-door plants, which answers the purpose so admirably that we think it well worthy of publicity. It is simply half a common garden-pot (the pot being bisected lengthwise before being submitted to the kiln), twelve inches in diameter, and fourteen inches high (but the dimensions of course may vary according to convenience), of the same width from top to bottom. It may be used in various ways, either erect or longitudinally,* and thus afford a complete shelter to anything newly planted from scorching sun, driving winds, or beating rains; in some cases where required it will be found advantageous to place two with their mouths together, so as to entirely shut up the plant. Their application is universal, their usefulness endless, and their cost so trifling that no garden ought to be without them.

Whilst I am upon this subject I may mention a simple, but I believe effectual, method of protecting tender roses in masses, as prac-

* When the plant is low, so as to be contained under the curved hollow without pressure.

tised at Ash Grove, near Halifax, the residence of Edward Rawson, Esq., which came under my notice during my visits there in the winter months. It was done by merely pricking branches of common whin between the plants, deep enough to prevent the wind from blowing them about. These branches stand very little higher than the roses, and not so numerous as to crowd them; in this way, at that season of the year, the groups presented an improved appearance rather than otherwise. Mr. Rawson is a great admirer of plants generally, but especially of the families of the *Camellia*, *Rhododendron*, *Azalea*, and *Roses*. In re-modelling his grounds we arranged a rosarium of little less than half an acre. It is truly a treat to visit these grounds during the blooming season.

This simple method of protecting roses may be applied with advantage to many other tender plants after the roots have been covered with decayed leaves or tanners' bark. Where the whin is not very plentiful, common heath or spruce fir branches will answer quite as well.

ARTICLE III.

REMARKS ON THE NECESSARY PROPERTIES TO CONSTITUTE A FIRST-RATE TULIP.

BY SENEX.

I HAVE been a Tulip-grower for twenty-five years, and an exhibitor too, and not noticing in the *FLORICULTURAL CABINET* any particular description suited to my mind of the properties essential to constitute each class of Tulips first-rate specimens, I venture to send what I have considered to be so, and by which I have been guided, with much success, during my exhibiting period, and were given me by one of the best growers in the country.

The flower should be composed of six petals, three outer and three inner; they should be alternate, and lay close to each other. They require to be broad and round on the top, and quite smooth on their edges, and of sufficient width to allow of their edges lying on each other when fully expanded, which will prevent any quartering like *Prince Leopold*, which is decidedly bad. The petals should also be firm in texture, and have a little swell outwards towards the lower part of the midrib of the petal, which forms the shoulder, and is the cause of the

flower retaining its shape. The shape of the cup when fully expanded should be a semi-oblate spheroid, the stalk being inserted in the pole, which pole should be a little depressed. I have here a sketch of the shape. This form I consider best for retaining the beauty of the flower in all its stages. It must be understood that I am now speaking of a flower in full bloom, as the shape alters materially as it closes. The petals ought to be level on the top, and not the inner three higher than the outer, nor the outer ones turned back, which is the case in some flowers, as Comte de Vergennes, and sometimes Louis XVIth. When a flower has passed its prime it is not uncommon, I might almost say general, for the three inner petals to become higher than the others, which arises from the three outer being in the character of the calyx, and the others the corolla. The colour of the ground should be quite pure and rich, without stains or specks, whether white or yellow, and the base of the petals around the stamina must be quite clear of any stain or grease, otherwise it will have what we call a dirty bottom, which every amateur dislikes, as nothing short of purity there will satisfy him, it being impossible to remove that defect from a broken flower, particularly if it should possess it when in a fine state. It is also desirable that the yellow grounds should have the same intensity of colour on the outside of the flower as on the inside, as some flowers being nearly white on the outside are rendered defective by it and unfit for showing, certainly, where they show in classes; the Duke of Clarence is an example.

The white grounds should have a thick, fleshy petal, and be quite pure outside; indeed it is desirable that all flowers should have a thick, fleshy petal.

Tricolors, I confess, I am not partial to, although some of them are very handsome.

The three principal classes of the florist's Tulip are the rose (red and white); the byblomen (purple and dark on white); and the bizarre (various colours on yellow); in each class the colours should be well defined and brilliant, and free from the breeder colour, and not liable to flush, which is bad, particularly if it arises from a delicacy of the vessels containing the colouring matter, as it then becomes a character of the kind; some sorts flush after they have been in flower a day or two, as Malibran. The more general cause of flushing is the confined damp in the stages at night inducing the flowers to imbibe more

moisture than they require, which ruptures the vessels, and when the sun rises the colour is diffused by the heat; this is merely accidental, and does not affect the general character of the flower.

The feathered flower is the one I most prefer, which is the feather commencing on the edge of the lower part of the petal, at a short distance from the stamina, and continuing quite round to the same distance on the other side of the petal, being marked deepest on the top; each petal ought to be alike. The rest of the ground-colour to be quite clear from patches or spots, which would destroy the beauty and perfection of the bloom.

The flamed flower, in my estimation, should have this feather, and, in addition, a rich beam up the rib of each petal, branching off on either side, and the points touching the feather; at the same time, sufficient of the ground-colour must be preserved between the flaming to show it to advantage. The more general character is a flame without a feather, or with only an imperfect one, which, however pleasing, cannot be so correct as the other; when the flame is without any feather, it forms a star-like appearance, which is very beautiful; in all cases where there is a second colour in the flame it should be margined by the darker, as it prevents any running taking place.

The single stripe up the petals is curious, and many of the other distributions of colour are showy, but can scarcely be called perfect, however equally they may be placed; whatever the character may be, there should always be a circle of the ground-colour round the stamina.

The stem should be strong enough to keep the flowers erect without the aid of a stick; it should also be elastic, and neither too tall or short for the size of the flower, as is the case with *La Belle Primrose* and *Parmegiano*, and some others.

ARTICLE IV.

ON BLOOMING CAMELLIAS FOR A LENGTHENED PERIOD.

BY MR. JOHN HAYWARD, PLEASANT VALE, LLANWRST.

As an amateur florist, my pet has been the culture of *Camellias*, and by a regular process in culture I have them in bloom for nine months in the year. I have my first lot in bloom in October, the time when my *Chrysanthemums* are, and I have a continued show till the end

of June. I have two dozen in bloom at each time. The soil I pot in is one part turfy heath, two parts of rich turfy loam, to which I add another equal part consisting of a portion of sharp sand, bone dust, and charcoal in small bits about the size of a field bean, and a similar quantity of well-rotted hotbed dung. These being incorporated well together, chopped not sifted, for four months before using, make a compost for the plants I have never seen equalled elsewhere. In potting I use a free drainage of turf cut into pieces the size of an Orleans plum, over which I place an inch of moss, and when putting in the compost in potting, I drop in a few pieces of gritty stone, in order to absorb any overplus of water. When I pot I take care to have the soil moderately dry, and in filling it in round the ball to do it in regular layers, pressing it rather firm so that no space be left. Many cultivators advise repotting just before the plants begin to grow. I think this plan better adapted for nurserymen, and those whose only object is to make wood. The production of blossoms is another thing; and in the case of luxuriant plants, this can only be done by a temporary check of some kind, the best of which is, in my opinion, limiting the supply of water at the root, and not calling a new series of fibres into play until the blossom-buds are decidedly formed. I repot Camellias soon after they have made their young growth—as soon as the young leaves are perfectly developed, and the end of the young wood at the point of junction with the wood of the former year begins to turn a little brown. The ball of the plant should be rather moist at shifting; and when it is in a pot-bound state, it should be immersed in tepid water for an hour, about three days previous, allowing a day or two for the superfluous water to drain away before potting: I place the ball immediately on the moss.

The thermometer is kept during the season of growth from 60° to 65° by day, and 50° to 55° by night. The treatment is now of a close and moist character, giving air in moderation and with caution every morning, from ten o'clock until noon, and then, unless very hot weather, shutting close up. A little fire-heat is given every morning, from seven o'clock until eleven, when it is taken away until four o'clock, and then applied for the evening.

When the young shoots become firm, the temperature is raised from 65° to 70° by day, and from 55° to 60° by night, and accompanied with a

free circulation of air, avoiding all cold winds. The main business now is the concentration of those principles which form the future blossom-bud, now in an incipient state; strong action of the root with free watering, and an overmoist atmosphere, will readily convert the would-be blossom-bud into a second shoot. The plants are now very sparingly watered; in fact, a good smart syringing every afternoon immediately the air was taken away, say four o'clock, is nearly sufficient. A little fire is made every afternoon, except on warm sunny days, about two o'clock; but it is put entirely out about five o'clock, as it is only requisite to warm the pipes or flues sufficiently to produce a genial vapour for the night; and half an hour after the fire is pulled out, the flues and floor are saturated with water, to be evaporated by the next day's ventilation.

When the bud is formed it requires feeding; and the fire is dispensed with entirely, merely observing in the case of sunny afternoons to make free use of sun-heat, by shutting up the house early in the afternoon, say from three to four o'clock, according to the weather. Air is given freely at all opportunities, and the plants are syringed heavily at seven o'clock in the morning, and again at four o'clock in the afternoon, saturating the floors and flues, or pipes, with water in the evening. The plants are well watered at the root whenever they require it, using liquid manure from old dung, in the proportion of one part liquid manure to four of clean water. The plants now possess abundance of new fibres, and their powerful action, assisted by liquid manure occasionally, produces both a plump bud and a dark leaf, and enables the plant to store up abundance of necessary food for the expanding blossoms.

At the time of blooming three objects are kept in view, viz.—the complete development of the blossom-bud; the retaining it on the plant as long as possible afterwards; and feeding the later blossom-buds. Free watering, and the use of liquid manure as before recommended, must be persisted in, avoiding excess. The plants require to be kept decidedly moist at the root while in the flowering state, rather more so indeed than at any other period. Syringing is entirely dispensed with, and in lieu thereof a deposit of dew takes place every afternoon at three or four o'clock. My Camellias have been thus treated all the past winter: and as it requires a little nicety to produce this fine dew without at the same time producing drip, I must

state how I have managed it. My fires, which are smouldered up in the evening about ten o'clock, burn but little all night, or at least as slow as possible; they are stirred up directly the gardener comes in the morning, and burn as brisk as possible until eleven o'clock, when they are put entirely out until four o'clock in the afternoon. During the time the brisk fire is kept up, all the air possible is admitted consistent with the weather, so that all damp is carried away, and the leaf and blossoms made perfectly dry for three hours. About two o'clock the channels on the flues, which have become about the warmth of new milk, are filled full of water, and the floors are flooded as well. This produces a genial steam, which, instead of being forced immediately to the roof by a high temperature, to be condensed and become drip, floats over the plants, and is gradually condensed on the leaves and flowers, or remains suspended in the atmosphere. The flues are watered again at four o'clock, and the plants being now covered with dew, I find it expedient to give a little back air at the ventilators, and this remains all night. By these means my Camellias have been covered every night through the past winter with a dew exactly similar to that in a fine night in May out-of-doors. If, however, the weather is so severe that I cannot give air at all, I instantly lower my fires, and the house is kept at 50° heat.

When the plants have done blooming, the temperature is from 50° to 55° by day, and from 45° to 50° at night; the necessary consequence of which is, to cause a great number of wood-buds to push than otherwise would. It also tends to restore the exhaustion into which they have been thrown by blossoming, and render them more excitable when heat is applied.

ARTICLE V.

ON THE CULTIVATION OF CALCEOLARIAS,

BY MR. JAMES STEWART, FLOWER GARDENER, DENBY HOUSE, ARGYLE.

THE Calceolaria being a very favourite tribe with me, I have had considerable experience in the culture of an extensive collection. For several years I had to contend with difficulties, and could not grow them satisfactorily to my mind, not like what I had seen exhibited at the first horticultural shows; but by hints afforded me by two of the most celebrated growers, and perseverance, my practice

has enabled me now to grow them superior to any others I ever saw. The following is the mode of treatment I pursue:—Towards the end of June the plants generally decline in bloom; I then encourage them in growth, cutting away decayed stems, blossoms, &c. A portion of the old soil is removed, and a good top dressing of compost, consisting of one barrowful of turfy loam, one of bog soil, and one of rotted cow-dung, and a portion of small pieces of charcoal. The soil is not sifted. This being given, many of the shoots around the bottom of the herbaceous, and some even of the shrubby plants, will strike root therein. I peg down all that I can, if they are not naturally low enough. Early in July I commence propagating, dividing the offsets from the herbaceous ones, and taking cuttings from the shrubby kinds.

The cuttings from the shrubby sorts are struck singly, in small sixties, in a frame with a gentle bottom-heat, kept shaded, and rather sparingly watered; when rooted, air is more freely admitted, and the plants gradually hardened. As soon as the roots appear through the soil, they require shifting into forty-eights, and placed in a house where they receive plenty of top air—side air and drafts being prejudicial to the free growth of the *Calceolaria*. When the sun bears considerable power, the plants remain on the shady side of the greenhouse. The temperature of the house is from 45° to 50°.

About the beginning of September, the plants which are growing vigorously require shifting into larger pots, and this operation is repeated as often as the pots are filled with roots. Liberal drainage is at all times given, and regular watering carefully attended to, never allowing the pots to get dry. The decaying leaves are removed, for if suffered to remain upon the plants they cause mildew, and much injury ensues. The plants require to be frequently examined, to watch for the appearance of the green fly; and, when discovered, a check should be put to their increase, by well fumigating the plants, and repeating the operation if the first is not effective, as it is difficult to dislodge these pests from the young and downy leaves. The house is frequently steamed by damping the flues, as the *Calceolaria* thrives best in a moist atmosphere. During the winter months the plants are removed to the south side of the greenhouse, to receive all the light possible, and prevent their being drawn up weakly. This treatment is continued till the beginning of March, when a gentle

watering over the heads with a fine rose or syringe is very beneficial. As the power of the sun begins to increase, and the flowers approach their blooming season, it is necessary either to shade the plants or remove them to the north side of the house; for if suffered to remain in the sun, and allowed to become dry, the plants will be forced prematurely into bloom before attaining a desirable height and size. When the flower-stems begin to rise, training commences, and a stick is put to each shoot, that it may rise in its proper place and assist in forming a regular head of bloom. A supply of liquid manure twice a-week gives additional strength to the plants and causes the flowers to expand freely. By this mode of cultivation I have had plants this season three feet high and eight in circumference an entire mass of bloom, of the herbaceous class, and of the shrubby some equally splendid, though not so large.

W.

ARTICLE VI.

ON CLOSELY GLAZED CASES IN WHICH TO GROW PLANTS.

BY CLERICUS.

HAVING seen several of Mr. Ward's glass cases, in which plants were thriving admirably, I am glad to observe that more general attention is now turned to the plan, and I am convinced they will come more and more into use the better the capabilities are developed. A friend of mine had a case made four feet high, six long, and three broad, with a small door at each end; in order to grow several Orchideæ in it, he had a number of hooks fixed in at the top in order to suspend baskets and logs from, in, and to which the plants were placed, and growing in luxuriance, the moist, close atmosphere, being quite congenial to them. There are three shelves, the centre one half a yard high, and one on each side nine inches. In it were *Oncidiums*, *Cattleyas*, *Stanhopeas*, *Maxillarias*, *Dendrobiums*, *Lælias*, *Gloxinias*, *Achimenes longiflora*, *coccinea*, and *rosea*, and other plants, besides a number of Ferns. The case is placed opposite to a south-aspected window. During last year Mr. Ward wrote a small treatise on the system, containing 95 pages, (to be had of the booksellers in London,) wherein he states "that a fern and a grass, which came up accidentally in a wide mouthed glass bottle with a lid, first gave him the idea of growing plants in closely glazed cases. He had often tried ineffectually

to grow ferns on rockwork in the yard at the back of his house, and he could not but be struck with one coming up and growing so well in a bottle. He asked himself seriously what were the conditions necessary for its growth. "To this the answer was, 1stly, an atmosphere free from soot (this I well knew from previous experience); 2ndly, light; 3rdly, heat; 4thly, moisture; and lastly, change of air. It was quite evident that the plants could obtain light and heat as well in the bottle as out of it; and that the lid which retained the moisture likewise excluded the soot. The only remaining condition to be fulfilled was the change of air; and how was this to be effected?" The answer is, by the law of the diffusion of gaseous bodies, alluded to in the preceding paragraph; the crevices in the glass case admitting of the exit and entrance of air, but not of the entrance of fuliginous matter. This is the whole secret of the growth of plants in glass cases.

Mr. Ward observes, "The simple yet comprehensive principle on which plants are grown in closed cases does not appear to be clearly understood, and the object of the treatise is to remove erroneous notions respecting it. This self-imposed task is most beautifully and philosophically executed under the following heads:—I. On the Natural Conditions of Plants. II. On the Causes which interfere with the Natural Conditions of Plants in large Towns, &c. III. On the Imitation of the Natural Conditions of Plants in closely glazed Cases. IV. On the Conveyance of Plants and Seeds on Ship-board. V. On the Application of the closed Plan in improving the Condition of the Poor. VI. On the probable future Application of the preceding Facts.

On Natural Conditions of Plants.—Plants are influenced by the atmosphere, heat, light, moisture, varieties of soil, and periods of rest. The effect of an impure, as compared with a pure atmosphere, is exemplified in the plants which grow in large towns, or within the reach of manufactures evolving noxious gases, as compared with those which grow in the open country. Plants grow in different degrees of heat, from 32° to 170° or 180° , in which last temperature certain Cacti alone are found to live. The intensity of light to which plants are subjected varies from almost total darkness to a light double that of our brightest summer's day. The state of atmospheric moisture varies as much as those of atmospheric heat and light. All plants

require rest, and obtain it in some countries by the rigour of winter, and in others by the scorching and arid heat of summer.

Plants in large Towns suffer from deficiency of light, dryness of the atmosphere, fuliginous matter with which the air of large towns is always more or less loaded, and the evolution of noxious gases from manufactories.

Of all these atmospheric causes tending to depress vegetation in large towns, Mr. Ward is of opinion that the fuliginous matter is the most influential. Sulphurous acid gas generated in the combustion of coal, when added to common air in the proportion of $\frac{1}{50000}$ or $\frac{1}{100000}$ part, has sensibly affected the leaves of growing plants in 10 or 12 hours, and killed them in 48 hours or less; and hydrochloric or muriatic acid gas, in the proportion of $\frac{1}{10}$ of a cubic inch to 20,000 volumes of air, produced an injurious effect in a few hours, and entirely destroyed the plant in two days. Such were the results of experiments made by Drs. Turner and Christison, and quoted in an article on Mr. Ward's plant-cases, by the late Daniel Ellis, Esq. Mr. Ward has no doubt of the correctness of the experiments quoted; but he contends "that it yet remains to be proved that there exists generally, in the atmosphere of London or other large cities, such a proportion of these noxious gases as sensibly to affect vegetation." In proof of this, Mr. Ward refers to the hundreds of geraniums and other plants, seen in the windows of shops and small houses in numerous parts of London, "growing very well, and without any crisping or curling of their leaves, care being taken in these instances to keep the plants perfectly clean, and free from soot." Now, Mr. Ward's cases "can, and do, exclude the fuliginous portion of the atmosphere," and hence the thriving of the plants grown in them. These cases, however, cannot exclude gases mixed with the atmosphere; from which it may be concluded that the proportion in which deleterious gases exist in it is not such as to be injurious to vegetation, nothing like so much so as the "acidulous emanations" which issue from the numerous chimneys of the chemical factories in a certain part of Glasgow, and which our correspondent in that city informs us "wither up the leaves in the course of a few hours," while the fuliginous particles, according to the same correspondent, are not concerned in injuring vegetation.

Mr. Ward next shows, by quotations from Turner's *Elements of Chemistry*, and from other works, that the constant tendency of the

gases and vapours of the atmosphere is rapidly to permeate each other's bulks, and become equally diffused; and on this principle, and from his experience with the plant-cases, he concludes that the noxious gases, in all ordinary cases, have little or no influence in deteriorating the atmosphere either for plants or animals.

The admirable manner in which the plants grow, the beauty and neatness of appearance, strongly recommend them for every good aspected sitting room. I purpose sending, for a future Number, a list of the plants grown in the several cases in the possession of my friends, and remarks thereon. I have above given a list of some genera growing in a case; it is at the habitation where I am but a lodger; when, however, I am master of a house, I purpose having one of Ward's glass cases.

PART II.

LIST OF NEW AND RARE PLANTS.

ACACIA DENTIFERA. Tooth-bearing. (Bot. Mag. 4032.) Leguminosæ. Polygamia monœcia. Mr. Drummond discovered it at the Swan River colony, and sent seeds of it, we believe, to the Glasgow Botanic Garden. The plant which was raised is now seven feet high; it blooms most profusely. The racemes of flowers are very large, drooping, each being about six inches long, having from thirty to forty blossoms of a rich yellow, and very highly fragrant. Several of these racemes are produced at the ends of the branches, making a splendid show. The leaves are about six inches long, and a quarter of an inch broad. The plant blooms from March to May, and deserves a place in every greenhouse or conservatory; as it blooms when even a small plant, it can be grown to accommodate either situation.

CLOWESIA ROSEA. Pink-flowered. (Bot. Reg. 39.) Orchidacæ. Gynandria monandria. A native of Brazil. The flower stems rise to about three or four inches long, producing five or six erect delicate white flowers tinged with pink. The edges of the petals and end of the lip are beautifully fringed. It is a very interesting flowering plant, of the catasetum division, and has bloomed in the collection of the Rev. J. Clowes of Broughton Hall, near Manchester.

CYTISUS WELDENII. Dalmatian Laburnum. (Bot. Reg. 40.) Leguminosæ. Diadelphia decandria. A hardy bush, growing ten feet high; the flowers are produced in short erect racemes, of a bright yellow colour. It is more poisonous than the common Laburnum, even the scent of the flowers produce head-ache.

ERANTHEMUM MONTANUM. Mountain eranthemum. (Bot. Mag. 4031.) Acanthaceæ. Diandria monogynia. (Synonym, *Justicia montana*.) A native of the Sicar mountains, Ceylon, &c. It is a stove shrub, blooming profusely in spring. The flowers are produced in branching terminal spikes of twenty blossoms on each. The tubular portion of the flower is two inches long, greenish-yellow. The limb (face of the flower) is divided into five lobes, about an inch and a quarter across, of a pretty lilac-purple, spotted with red at the entrance of the tube. It is a very pretty flowering plant, well deserving a place in the stove.

LÆICHEA PUNCTATA. Two-pointed leaved. (Pax. Mag. Bot.) Leguminosæ. Diandria monogynia. A native of the Swan River colony, from whence

Mr. Low of Clapton nursery received seeds, with whom it has bloomed. It is a greenhouse shrubby plant, growing neatly erect, something like *Hovea Celsii*. The flowers are produced in short racemes from the axils of the leaves, and to such a length along the branches as to form long spikes. Each blossom is about three-quarters of an inch across, of a pretty yellow colour; blooms very freely in the spring.

LIPARIA PARVA. Small liparia. (Bot. Mag. 4034.) Leguminosæ. *Dialdelphia decandria*. A small straggling greenhouse shrub, in the collection at the Royal Gardens of Kew. It blooms profusely in the early spring months. The flowers are produced in terminal bracteated heads, having about twenty blossoms in each, of a rich orange-yellow, tipped at the under side of the end petals with deep red.

ONCIDIUM UNIFLORUM. One-flowered. (Bot. Reg. 43.) Orchidaceæ. *Gynandria monandria*. Mr. Gardner discovered this rare species in the forests of the Organ mountains of Brazil. It has bloomed in the collection of Sir Charles Lemon, Bart., at Carlew. Each of the flower stems are about two inches long, issuing from the bases of the leaves, one-flowered. Each blossom is about an inch and a half across. The sepals are of a dingy brown, slightly spotted with brown. Petals of a similar colour; labellum bright yellow spotted with blood-red, and delicately fringed.

RENANTHERA MATUTINA. Morning Rhenanthera. (Bot. Reg. 41.) Orchidaceæ. *Gynandria monandria*. Was originally discovered at the foot of Mount Salak in Java, and subsequently by Mr. Cuming in the Phillipine Islands. It has bloomed in the collection at Chatsworth, and with Messrs. Rollissons of Tooting. The flowers are procured in dense racemes, in panicle spikes. Each blossom is about half an inch across, bright yellow spotted and marked with reddish-crimson; the stem of the flower is of a pretty pink.

RHODODENDRON FRAGRANS. Fragrant-flowered. (Pax. Mag. Bot.) Ericaceæ. *Decandria monogynia*. Probably an hybrid between *R. Catawbiense* and some hardy fragrant-flowered *Azalea*. It has long been in the collection of Messrs. Chandlers of Vauxhall. The flowers are of a pinkish-lilac shaded with deep rose, of a very agreeable fragrance. The shrub is of a neat dwarf habit, and very suitable for the front of a *Rhododendron* bed, or shrub border.

ROSA BRUNONII. Mr. Brown's Rose. (Bot. Mag. 4030.) Rosaceæ. *Icosandria polygynia*. A native of Nepal and Kamoan, from whence it was sent by Dr. Wallich to the Royal Gardens at Kew, where planted against a west aspected wall, it proves perfectly hardy, and blooms very profusely. The flowers are produced in large corymbose heads, single, white or cream-coloured when young, but when declining they assume a rich rosy-purple tint. Each blossom is about two inches across, and delightfully fragrant. It grows rapidly, and if allowed to grow naturally, is a climbing shrub, with long slender branches, nearly glabrous, having some stout hooked prickles. It well merits cultivation.

PART III.

MISCELLANEOUS INTELLIGENCE.

QUERIES.

ON *LOTUS JACOBÆUS*.—Will you inform me through the FLORICULTURAL CABINET, how I may obtain seed from the *Lotus Jacobæus*? I have had plants of it for some years, but find that when the flowers begin to wither the foot stalk to which the bloom is attached, drops off. As I am desirous to raise plants from seed of my own saving, I shall feel obliged for any instruction on this head.

August 19th, 1843.

A CONSTANT READER.

[Each blossom should be impregnated; dissect a flower, and read the remarks on impregnating *Pelargoniums*, which are inserted in our August Number, at p. 189, and seed will be obtained.—CONDUCTOR.]

TO THE PRINCIPAL GROWERS OF PELARGONIUMS, FROM AN ARDENT ADMIRER OF THAT BEAUTIFUL TRIBE OF PLANTS.—Would it not be of very great benefit to the principal growers to have at least three times in each year true drawings of their newest Pelargoniums, figured in the FLORICULTURAL CABINET; many admirers of Pelargoniums only see the list and prices, but do not buy for want of seeing the flowers figured; the expense could be (if any extra) subscribed for by the principal growers, and the editor of course to bear a share. One plate will hold three or four if drawn two sizes less than the flowers naturally are, and this to be stated at foot of the plate.

PELARGONIUM.

REMARKS.

MEETING OF THE LONDON HORTICULTURAL SOCIETY, REGENT STREET, ON AUGUST 15.

IT was announced that the seeds lately brought over by Mr. Hartweg might be obtained by Fellows, upon application being made to the Secretary. Mr. Dean, gardener to J. Bateman, Esq., exhibited a collection of handsome Orchidaceous flowers, comprising a superb variety of *Oncidium Lanceanum*; the richly-coloured *Vanda Roxburghii*; a fine spike of *Cycnoches Egertonianum*, which attracted great attention from its having been produced by the self same pseudo-bulb which last year bore a spike of *C. ventricosum*, the latter having large pale green flowers, while those of the former are small, and of a dark purplish-brown; the same plant this year produced only blooms of *C. Egertonianum*. Cut flowers of *Phaius albus*, and a small species of a *Camaretis*, were also exhibited by Mr. Dean, who received a Banksian medal for *Oncidium Lanceanum* and *Vanda Roxburghii*. From Mr. Errington, gardener to Sir P. G. Egerton, were most beautiful cut specimens of *Cattleya crisper* and *intermedia*, for which, particularly the former, a certificate was awarded; from the same person were leaves of *Rhododendron ferrugineum*, the under sides of which were covered with galls similar to the oak-apple, a disease not at all uncommon upon this species, and produced by the puncture of some insect. Mr. J. Robertson, gardener to Mrs. Lawrence, brought exceedingly well-grown plants of *Erica Hendersonii*; the curious *Brassia brachiata*; *Peristeria Barkeri*, with a long drooping scape of rich yellow flowers; and *Galeandra Baueri*; both the latter having been received from Oaxaca three months since, at which time the scape of the *Peristeria* was nine inches long and quite blanched, but by being placed for a time in the shade it arrived at perfection; a Banksian medal was awarded for the *Brassia* and *Galeandra*. From Mr. Groom, of Clapham Rise, were several exceedingly vigorous plants of the highly beautiful *Lilium lancifolium punctatum*. Mr. Standish, of Bagshot, exhibited four seedling *Fuchsias*, which he stated to have been obtained in the following manner: having raised, in 1842, from *F. formosa elegans*, fertilized with the pollen of *F. corymbiflora*, some pretty seedlings, these again seeded freely without assistance, and gave rise to the present plants, which showed that this tribe, instead of degenerating like *Calceolarias*, and many florists' flowers, if not crossed, improved considerably; the seedlings were named *Attractor* and *Colossus*, which resemble each other in colour, but differ in size and character, having smooth waxy crimson carmine tubes and sepals, with long, large, and stout corollas, of a purple-crimson colour; *President*, with rose-coloured tube and sepals, has a large and stout rich coloured corolla, with but little blue in it; and *Candidate* has a carmine tube and sepals, with a stout and long corolla of a deep bluish-carmine; the flowers are large, the two latter long, and large also, and the habit of all promises to be good. From Messrs. Lucombe and Pince were blooms of their beautiful *Fuchsia Exoniensis*. From Mr. Epps, of Tunbridge Wells, was a plant of his seedling *Fuchsia*, called *Monarch*, bearing the greatest resemblance in form and habit to the old *Globosa major*. Mr. R. Cooper, of Croydon, exhibited a white variety of *Mesembryanthemum tricolor*, the blooms of which would not expand in the shade of the room. Mr. Cuthill, of Camberwell, brought four very fine plants

of *Lisianthus Russellianus*, grown in hard earthenware pots; and a specimen of the Beechwood Melon. From Mr. Mountjoy, of Ealing, were cut flowers of a new beautiful vermilion and yellow *Gladiolus*, called the Glory of Ghent, and apparently raised between *G. cardinalis*, crossed with *Psittacinus*; *Gloxinia carnea*; a certificate was awarded for the *Gladiolus*. H. Webb, Esq., 22, Sackville-street, Piccadilly, sent a handsome collection of the dried Ferns of Madeira, beautifully prepared and arranged. From the garden of the Society were fine plants of *Gongora maculata*; *Oncidium microchilum*, a dingy brown species from Guatemala; *Angelonia Gardneriana*, a pretty stove plant from Brazil, *Achimenes multiflora* and *coccinea*, *Salvia hians*, and *Zephyranthes grandiflora*; with cut flowers of *Gladiolus psittacinus*, *Acanthus mollis*, and a variety of *Verbenas*.

MEETING OF THE ROYAL BOTANIC SOCIETY OF LONDON,
ON JUNE 2.

Mrs. M. STOVIN presented specimens of *Anemone ranunculoides*, found wild in a wood near Worksop, Notts. Various donations to the Library, Herbarium, and Museum were announced. The conclusion of a paper "On the Groups into which the British Fruticose Rubi are divisible," by Mr. E. Lees, was read. It was here stated that the barren stems offer the best, if not the only plan, of discrimination in subdividing Rubi into groups, especially if the erect or arched mode of growth, and continuance of vitality, be also taken into consideration. And in this view the differences resolve themselves almost entirely into the perfect smoothness, the glaucosity, or greater or less degree of hairiness, and the glandulosity of the barren stems. Commencing then with *R. cæsius*, and ending with *R. idæus*, it will appear that seven groups are easily separable from each other, passing from one into the other in a very natural manner. These, at all events, may be considered the smallest number of species into which our Rubi can be classed without confounding really different things.

1. *Cæsii*.—Having the barren stem round, bloomy, covered with unequal prickles, trailing, rooting; *R. cæsius*, and its various derivatives.
2. *Glandulosæ*.—Barren stem angular, hairy and prickly, setose, very glandular, arched or trailing, rooting; *R. radula* of Weihe and Nees, *Kœhleri*, *fusco ater*, &c.
3. *Villicaulæ*.—Barren stem angular, very hairy, but without glands, prickly, arched or decumbent, rooting; *R. villicaulis*, W. and N.; *R. leucostachys*, Smith, &c.
4. *Fruticosi*.—Barren stem angular, glaucous, prickly, arching, rooting; *R. fruticosus* and *discolor*.
5. *Nitidi*.—Barren stem angular, almost smooth, with a few prickles, rooting rarely; *R. affinis*, *nisidus*, *rhamnifolius*, &c.
6. *Suberecti*.—Barren stem angular, very smooth, nearly erect, not rooting; *R. suberectus*, Anderson and Smith; *R. plicatus*, W. and N.; and *R. fissus*, Lindley.
7. *Idæi*.—Barren stem round, downy, covered with innumerable small dilated prickles, erect; *R. idæus* and varieties. The paper was accompanied by numerous specimens, which are deposited in the Society's Herbarium.

PROPAGATING HEATHS.—Fill the pots half full of broken pot, add a handful of good rich open peat soil, and about one inch of pure sand, with a small portion of charcoal dust.

When the young shoots have got past their tender state and become partly hardened, as it is termed, or half ripened, then is the best period to ensure success. Take the most healthy, cut them clean with a sharp knife, clear off with small scissars a portion of the leaves, as far as the cutting is to be inserted, which should be one-third of its length; water the sand, and when drained put them in as firm as can be done so as not to bruise them; water afterwards, and when dried a little put on closely a bell glass, placing the pots in a propagating house, &c. Take off the glass every morning, wipe it with a dry cloth, and leave it off for half an hour, or so, taking care to water the cuttings often, having a fine rosed watering pot. I have seen thousands of cuttings put in, and lost for want of sufficient water. By the above plan they strike nearly universal.

A LONDON HEATH GROWER.

TO BLOOM AMARYLLISES.—As far as my twenty years' practice as an amateur grower of Amaryllises instruct me that most of them make root at the end of summer, and it is in the fibres then made that the deposit of sap takes place to supply the future flowers. I therefore shift my plants entire into fresh pots when they appear to be in full vigour, or still growing, say in June or July, or earlier if required; by this treatment I never fail to flower my bulbs vigorously. I then take off any offsets, which can be readily done. I plant them in strong loamy soil, not sifted, and have a free drainage. When the tips of the foliage turn brown, I withhold water and gradually dry them, keeping them so till the flower stems appear, when water is given, and re-pot as above stated. If the above method be pursued, the result will be invariable satisfaction, and the flowers will be far more vigorous than are usually to be seen.

FLORA.

NEAPOLITAN AND RUSSIAN VIOLETS.—September being the month to take up the plants of these lovely fragrant flowers for forcing, I am desirous of reminding the readers of the FLORICULTURAL CABINET of it, and to state how I manage mine. In May I make a plantation by dividing the old plants singly, and plant them without runners on a rich loamy border, shaded from mid-day sun. I put the plants a foot apart, water well when done. During the summer I regularly dress away all runners as soon as they push, which is very essential to success, and in dry weather water freely. By this attention vigorous plants in full preparation for a profuse bloom are prepared. In September I take up the plants with entire balls and pot them into thirty-two sized pots, in a rich loamy soil, well drained, shade for a few days, and then place them in a cold frame, giving free supply of air till the cold of the season indicate protection. I introduce some into the forcing pit a month before I want the flowers, taking care that they are excited very gradually, which is necessary to success, for if suddenly introduced to a high temperature leaves only will be produced. Having some three-light frames at liberty during autumn and winter, I have additionally to pot culture, planted off two frames full, making a slight hot bed of leaves and spent dry dung mixed, upon which I laid rich loam six inches deep. In this I plant entire, at nine inches apart; watering as required, and giving air when possibly it can be done free from frost; protecting with reeded covers in winter. These furnish a supply till April or May.

SENEX.

TULIPS.—As the season for planting Tulips will soon be at hand (November), persons who have a selection to make should be on the look out, and not delay till planting time arrives. The following sorts ought to be universally grown:—

ROSES.—1st row. Brulante, Eclatante, Catalani, Cerise à belle forme, Lac, Manon, Ponceau, Très Blanc (Dutch), Camuse de Craix, Rose Mignonne, Princess Wilhelmina. 2nd row. Bacchus, Princess Elizabeth, Princess Victoria, Lucette. 3rd and 4th rows. Duchess of Kent, Guido, Rose Brillante, Rose Camuse extra, Aglaia, Claudiana, Comet, Comte de Vergennes, Fair Helen, Rosa Blanca.

BYBLOMENS.—1st row. David Pourpre, Violet Parfaite, Violet Blondeau. 2nd row. Bijou des Amateurs, Lord Liverpool, Strong's Emperor, Addison, Mentor, Sophia, Desdemona, Perle d'Angleterre, Rainbow. 3rd row. Ambassador, Incomparable de Moroc, Lord Winchelsea, Regulator, Violet, Alexander, Louis, Zucherelli, Acapulco, or Roi de Siam, Roscius, Thalia. 4th row. Violet Quarto (the tall strain), Both, Malvina. The two last are tall, not very good, but there are so few tall Byblomens that anything must do for a fourth row.

BIZARRES.—1st row. Canning, Everard, Strong's King, Misraim, Gloria Mundi Yellow, Vulcan. 2nd row. Abercrombie, Lawrence's Bolivar, Charbonnier, Garrick, Polyphemus, Waterloo (renamed by Strong, Charles X.), Pompe Funebre. 3rd and 4th rows. Catafalque, Earl Grey, Fabius, Leonardi da Vinci, Lord Collingwood, Titian, Carlo Dolci, or Lord Munster, Cræsus, Emperor of Austria, Lady Collingwood, Milo, Davey's Trafalgar (changed by Lawrence to Duke of Clarence), Sir Edward Codrington.

TULIPA.

ON HYACINTHS.—The Hyacinth bulbs, I perceive, are now to be had of the seedsmen; and in order to have fine blooms by Christmas they ought to be potted by the first week in September, this does not unnaturally hasten their vegetation, as is the case when planted much later, say the end of the month, from which circumstance the flowers are proportionably smaller. In Holland the first lot of forced Hyacinths is potted by the middle of August, and in order to prevent the foliage being excited, till the pots are filled with roots, they cover them deeply with rotten bark or leaf-mould, &c. In five weeks they are taken out, the pots generally being well filled with roots, and placed closeish to the glass in cold frames, admitting plenty of air during the day, closing the lights at night; by this mode of treatment the foliage and flower stems are gradually brought forward. By the end of October and afterwards, less air is admitted; and when severe frost occurs the sashes are covered for protection.

[See culture of in former Numbers.—CONDUCTOR.]

TULIP SHOW, WALTON, DERBYSHIRE.—This show was held at the Hat and Feathers, Walton, and the following prizes were given:—Feathered bizarres—1. Duc de Lancaster, Mr. Marsden; 2. Trafalgar, Mr. Beard; 3. Firebrand, Mr. G. Holmes; 4. Defiance, Mr. Marsden; 5. Priestman's Seedling, Mr. Rodgers; 6. Crown Prince, Mr. Beard; 7. Black Prince, Mr. Mather; 8. Dutch Catafalque, Mr. Beard. Flamed bizarres—1. Albion, Mr. Marsden; 2. La Cantique, Mr. Rodgers; 3. Gabriel's Patriot, Mr. Rodgers; 4. Sovereign Royal, Mr. Beard; 5. Albion, Mr. Rodgers; 6. Lustre de Beau é, Mr. Beard; 7. Duc de Savoy, Mr. Mather; 8. La Cantique, Mr. Mather. Feathered Roses—1. Lady Crewe, Mr. T. Oakley; 2. Lady Crewe, Mr. Beard; 3. Mrs. Mundy, Mr. Holmes; 4. Velure, Mr. Beard; 5. Doolittle, Mr. Beard; 6. Unknown, Mr. Holmes; 7. Rose Bagot, Mr. Marsden; 8. Triomphe Royale, Mr. Mather. Flamed Roses—1. Unique, Mr. Marsden; 2. Unique, Mr. Marsden; 3. Rose Vesta, Mr. Marsden; 4. Neptune, Mr. Marsden; 5. Lady Barbara, Mr. Marsden; 6. Incomparable d'Holland, Mr. Holmes; 7. Lord Hill, Mr. Marsden; 8. Josephine, Mr. Marsden. Feathered Byblœmens—1. Violet Alexander, Mr. Marsden; 2. Washington, Mr. Marsden; 3. Bienfait, Mr. Holmes; 4. Violet Alexander, Mr. Oakley; 5. Gay Stella, Mr. Oakley; 6. Angelina, Mr. Oakley; 7. Bagot, Mr. Holmes; 8. Violet d'Antonio, Mr. Rodgers. Flamed Byblœmens—1. Sable Rex, Mr. Marsden; 2. Mr. Stretton, Mr. Beard; 3. Ward's King, Mr. Rodgers; 4. Roi de Tulipes, Mr. Beard; 5. Angelina, Mr. Marsden; 6. Violet le fond Noir, Mr. Marsden; 7. Wolstenholmes' Byblœmen, Mr. Oakley; 8. Pennsylvania, Mr. Marsden. Selfs—Bizarre Breeder, Mr. Beard; Rose Breeder, Mr. Holmes; Min d'Or, Mr. Marsden; White Flag, Mr. Mather.

WARRINGTON TULIP SHOW.—At the spring meeting of the Warrington Horticultural and Horticultural Society, the following prizes were awarded for Tulips:—Premier prize for the best Tulip, Bienfait, Mr. Hardy. Feathered Bizarres—1. Sultana, Mr. Hardy; 2. Trafalgar, Mr. Wilson; 3. Royal Sovereign, 4. San Josef, 5. Surpasse Catafalque, 6. Firebrand, Mr. Hardy. Flamed Bizarres—1. Crown Prince, 2. Unknown, Mr. Penketh; 3. Lustre, 4. Phoenix, 5. Wright's No. 63 Seedling, 6. Unknown, Mr. Nunnerley. Feathered Byblœmens—1. Grotius, 2. Bienfait, Mr. Hardy; 3. Unknown, Mr. Nunnerley; 4. Seedling, Mr. Wilson; 5. Surpassant, 6. Buckley's No. 46, Mr. Hardy. Flamed Byblœmens—1. Violet fond Noir, Mr. Nunnerley; 2. Queen Caroline, 3. Unknown, 4. Rowbottom's Incomparable, Mr. Wilson; 5. Queen of May, Mr. Penketh; 6. Sable Rex, Mr. Nunnerley. Feathered Roses—1. Heroine, 2. Lady Crewe, Mr. Hardy; 3. Walworth, Mr. Wilson; 4. Duc de Bronti, Mr. Hardy; 5. Hero of the Nile, Mr. Bloore; 6. Doolittle, Mr. Wilson. Flamed Roses—1. Roi de Cerise, Mr. Hardy; 2. Triomphe Royale, Mr. Nunnerley; 3. Lord Hill, Mr. Bloore; 4. Unique, Mr. Nunnerley; 5. Rose Ruby, Mr. Wilson; 6. Count Vergennes, Mr. Bloore. Breeders—Bizarre, Shakspeare; Byblœmen, Lancashire Hero; Rose, Mrs. Mundy, Mr. Hardy. Selfs—White Flag, Mr. Bloore; Yellow Min d'Or, Mr. Hardy.

HORTICULTURAL SOCIETY.—Advices have been received from Mr. Hartweg, dated Bogota, 31st March. He was at that time on the point of starting for the town of Guaduas, a place 5000 feet above the sea, in a thickly wooded country, and thence he was to proceed to Carthagena on his return to England. His collections from Popayan and elsewhere filled 14 chests, in which were 25 species of Orchidaceæ, several fine plants of *Thiebaudia floribunda*, four boxes of roots and cuttings in earth, 121 kinds of seed, and about 4000 dried specimens.

TO DESTROY COCK ROACHES.—We understand that the following method has been successfully practised by Messrs. Loddiges in their hot-houses. One ounce of arsenic is mixed with four ounces of tallow, and the two are melted together in an earthen pipkin. When thoroughly incorporated by stirring, and partially cooled, small pieces of wood are dipped in the tallow, which forms over them a coating. They are stuck about in the pots, when the cock-roaches greedily attack them and perish.

LANCASTER FLORAL AND HORTICULTURAL SOCIETY.—Tulips : 1. Black Bagot, Wirtemberg, Walworth, Roi de Ceris, Trafalgar, Bizarre le Noir, Mr. Richardson ; 2. Black Bagot, Grunda Superb, Trafalgar, Lustre de Beauté, Dolittle, Triomphe Royal, Mr. Hargreaves ; 3. Duke of Lancaster, Albion, Ambassador, Roi de Ceris, Dulittle, Roi de Ceris, Capt. Wilkinson. Feathered Bizarres, 1. Trafalgar, Mrs. Ford ; 2. Charles X., Mr. Richardson ; 3. Duc de Savoy, 4. Prestman's Seedling, Duchess of Hamilton ; 5. Catafalque Old Dutch, J. Stout, Esq. ; 6. Goud Wears, Mr. Richardson ; 7. Je ne sçai quoi, Mr. Walmsley ; 8. Surpasse Catafalque, Mr. Richardson ; 9. Leopoldina, Mr. Walmsley. Feathered Bybløemens—1. Bienfait, 2. Black Baqueta, Mr. Richardson ; 3. Ambassadeur d'Holland, Capt. Wilkinson ; 4. Gastilla, Mr. Richardson ; 5. Rowbottom's Incomparable, Mr. Walmsley ; 6. Incomparable, Duchess of Hamilton ; 7. Neat and Clean, Mr. Hargreaves ; 8. Thompson's Violet, Mr. Hargreaves ; 9. Maitre partout, Mr. Richardson. Feathered Roses—1. Duc de Bronti, Mr. Richardson ; 2. Dolittle, 3. Compti de Vigilis, Duchess of Hamilton ; 4. Hero of the Nile, 5. Walworth, 6. Holden's Rose, 7. Triomphe Royale, 8. Unknown, 9. Duchess of Lancaster, J. Stout, Esq. Flamed Bizarres—1. Le Noir, Mr. Hargreaves ; 2. Albion, Mr. Richardson ; 3. La Cantique, Mr. Gawthorpe ; 4. Smith's Alexander, Mr. Hargreaves ; 5. Liberal, Mr. Richardson ; 6. Madame de France, do. ; 7. Beauty Frappante, Mr. Jopson ; 8. Garicola, Mr. Hargreaves ; 9. Chaboneur Noir, Mr. Richardson. Flamed Bybløemens—1. Sable Rex, Mr. Hargreaves ; 2. Duchess of Lancaster, Mr. Richardson ; 3. Pompey's Pillar, Mr. Jopson ; 4. Princess Charlotte, Captain Wilkinson ; 5. Incomparable Voortrelim, Mr. Richardson ; 6. Grand Cid, do. ; 7. Duc d'Anglaise, Mr. Hargreaves ; 8. Zamere Brune, Mr. Jopson ; 9. Incomparable, T. Rawsthorne, Esq. Flamed Roses—1. Roi des Cerises, Mr. Richardson ; 2. Triomphe Royale, Mr. Hargreaves ; 3. Unknown, Mr. Walmsley ; 4. Unique, J. Stout, Esq. ; 5. Lord Hill, Mr. Richardson ; 6. Neptune, Capt. Wilkinson ; 7. Vulcan, J. Armstrong, Esq. ; 8. Abia de Diana, Mr. Walmsley ; 9. Duchess of Clarence, Capt. Wilkinson. Selves—1. Mr. J. Walmsley ; 2. Capt. Wilkinson ; 3. Mr. J. Richardson ; Yellow Tulip, Mina d'Or, Mr. Hargreaves ; White Tulip, Duchess of Hamilton ; best double Tulip, 1. Mariage de ma Fille, Mr. Walmsley ; 2. Bizarre, Mr. Whalley ; 3. Yellow, Duchess of Hamilton.

FLORICULTURAL CALENDAR FOR SEPTEMBER.

Annual flower seeds, as *Clarkia*, *Collinsia*, *Schizanthuses*, Ten-week Stocks, &c., now sown in pots, and kept in a cool frame or greenhouse during winter will be suitable for planting out in open borders next April. Such plants bloom early and fine, and their flowering season is generally closing when spring-sown plants are coming into bloom.

Carnation layers should immediately be potted off.

China Rose cuttings now strike very freely ; buds may still be put in successfully.

Calceolaria seed should be sown soon, or be reserved till February.

Cuttings of stove plants, as *Vincas*, *Roellias*, *Justicias*, *Clerodendrons*, should

now be struck; they will make pretty plants for next season; as also sundry greenhouse plants.

DAHLIAS.—Where the laterals or buds are very numerous, they should be thinned out so as to have vigorous blooms. Towards the end of the month collect seed of the early-blown flowers.

Mignonette may now be sown in pots to bloom in winter.

Pelargoniums, cuttings of, may now be put off; plants of which will bloom in May. Seeds should be sown as early now as possible.

Pinks, pipings of, if struck, may be taken off and planted in the situations intended for blooming in next season.

Plants of Herbaceous Calceolarias should now be divided, taking off offsets and planting them in small pots.

Verbena Melindris (*chamædrifolia*). Runners of this plant should now be taken off, planting them in small pots half filled with potsherds, and the rest with good loamy soil, then placing them in a shady situation. It should be attended to as early in the month as convenient. When taken into a cool frame or greenhouse for winter protection, much of the success depends on being kept near the glass; or sink a box or two half filled with potsherds, and the other good loamy soil, round the plant, so that the runners, being pegged down to the soil, will soon take root at the joints. When a sufficient number are rooted, separate the stems from the parent plant, and those in the boxes will be well established, and, being removed before frost, are easily preserved in winter, as done with those in pots.

Plants of Chinese Chrysanthemums should be re-potted if necessary; for if done later the blossoms will be small. Use the richest soil. Pinch off the heads to cause the production of laterals, so as to have a head of flowers.

When Petunias, Heliotropium, Salvias, Pelargoniums, (Geraniums, Mesembryanthemums, Bouvardias,) &c. have been grown in open borders, and it is desirable to have bushy plants for the same purpose the next year, it is now the proper time to take off slips, and insert a number in a pot; afterwards place them in a hot-bed frame, or other situation having the command of heat. When struck root, they may be placed in a greenhouse or cool frame to preserve them from frost during winter. When divided and planted out in the ensuing May in open borders of rich soil, the plants will be stocky, and bloom profusely.

Tigridia pavonia roots may generally be taken up about the end of the month.

Lisianthus Russellianus seed sown immediately will produce plants for next year's blooming. It is one of the finest plants grown. It is best treated as a stove biennial.

Plants of Pentstemons should be divided by taking off offsets, or increased by striking slips. They should be struck in heat.

The tops and slips of Pansies should now be cut off, and be inserted under a hand glass, or where they can be shaded a little. They will root very freely, and be good plants for next season.

LOBELIAS.—Off-sets should be potted off, so as to have them well rooted before winter.

Greenhouse plants will generally require to be taken in by the end of the month; if allowed to remain out much longer, the foliage will often turn brown from the effects of cold air. The earlier succulents are the better.

Seeds of many kinds of flowers will be ripe for gathering this month.

When Lilies, Crown Imperials, Narcissuses, &c., require dividing, take them up now, and replant them immediately.

Ranunculus beds should now be prepared as follows:—The depth of soil to be two feet and a half, of a rich, clayey, friable loam, retentive of moisture; about six or eight inches from the surface to be a rich light loam, of a sandy nature. Remove the whole of the soil with the remains of the dung given last year, and turn up the subsoil a whole spade in depth, breaking it well. If the beds are allowed to remain in this state for a day or two to sweeten the subsoil, it will be an advantage. Then place upon the subsoil a layer of cow-dung, at least one year old, four inches thick; then scatter over it the fine powder of new-slaked lime, to correct any acidity and destroy the worms. Then fill up with new light soil, taken from the surface of the old tulip-bed or potato-ground, which has been frequently turned to sweeten it.





1. *Victoria Regina Julia* ? Harrison's. Mulberry } 3. Harrison's Goldfinch Scullery 50

THE
FLORICULTURAL CABINET,

OCTOBER 1ST, 1843.

PART I.

EMBELLISHMENTS.

ARTICLE I.

No. 1. GROOM'S VICTORIA REGINA TULIP.

THIS fine byblomen Tulip was raised by Mr. Groom, Florist, of Clapham Rise, near London, and by Tulip florists is considered a *first rate* kind, meriting a place in the most select collection.

In former numbers of this publication, we have inserted articles on the general treatment of Tulips, by some of the best growers in the country, to which remarks we respectfully refer our readers, and we deem it unnecessary to give a repetition in this place.

We have often seen Mr. Groom's collection in bloom, and he grows them in a very superior manner; we, however, add, that he advises the bed should be made four and a half feet wide, the pit to hold compost should be dug out two feet deep. He prepares a compost as follows:—In the summer of the year previous to planting in, he obtains rich turfy loam four inches thick; a layer is laid on the ground, over it two inches thick of rotten cow manure, then a layer of turf, another of manure, &c., alternately. The heap is turned over, and well chopped two or three times during the year. A month before the time of planting, &c., the pit is made; six inches thick of fresh turfy soil, in pieces of four inches square, is thrown into it; upon this is the compost, filling up the bed, so that when it finally settles, the surface may be four inches higher than the walk around it, and the surface be left convex, (crowned as it is sometimes termed,) so as to

throw off the water. In the compost he recommends, Mr. Groom informed us, the Tulip does not grow too vigorous to be what is called rank, viz., causing the colours to run, but the plants grow bold, strong, and healthy, retaining all their delicacy of tint. From November 1st to the 10th is the proper period for planting. The surface of the compost is then stirred up a few inches deep; being levelled, an inch thick of light loam and river sand, equal parts, is spread over it, upon which the bulbs are firmly placed, in rows about six and a half inches apart each way, the bed having seven rows, and finally are covered with the loam and sand four inches deep, leaving the surface convex.

In arranging the kinds, he begins in the centre row with a Byblœmen, next a Bizard, then a Rose, and thus continues the classes. The second row a Bizard, next a Rose, then a Byblœmen. By this arrangement he obtains a *regular mixture* of the three classes of colours. Protection is given to the bed from January till the severity of winter is over; the surface being covered with two or three inches of dry leaves, over which is scattered a sprinkling of soil, is the best cover, and when not required for protection is readily removed to allow the Tulips to push without interruption. The flowers are shaded at the time of blooming. The distinguishing properties and qualities of the flowers in the classes into which Tulips are divided, are as follows:—

The ground, by which we mean the white or yellow on which the other colours are marked, should be pure and rich, without spots or stains; and it is of the greatest importance to have it quite clear of any colour or marks at the base of the petals around the staminæ, for a stain there is a permanent defect which no cultivation can remedy: it is also desirable in the yellow grounds that the colour outside of the petals should be of the same intensity as inside, as there are many flowers possessing good qualities that are rendered defective by having a very pale yellow or nearly white outside. There is a class of flowers called tricolors, having neither white nor yellow grounds.

The three principal classes into which the Tulip is at present arranged are,—the Rose, having a rose or cherry colour on a white ground; the Byblœmen, containing all the shades of purple and brown, also on a white ground; and the Bizard, having various colours on a yellow ground. Neither colour is considered superior to

the others; at the same time, there is no doubt the rose on white is most pleasing to the eye.

In the distribution of the colour it is considered a fine rich sharp feather, as it is termed, (which is so named from the resemblance it has to the feather part of the quill, but by the French florists called the moustache,) commencing on the edge of the lower part of the petals, a short distance from the staminæ,—and continuing completely round the top, where it should be deepest, to the other side, with each petal alike,—and leaving the remainder of the flower of the clear ground colour, without any spots or specks, as the most perfect and beautiful character. Next to this comes the flamed flower, which has, besides the feather, a rich beam up the rib of each of the petals, branching off on either side, and the points meeting the feather; at the same time preserving a sufficiency of the ground colour between the flaming to display it to the greatest advantage. There is also another kind of flame, which is a flame beginning at the lower part of the petals, and branching upwards without any feather; this gives a beautiful star-like appearance when the flower is expanded. There are other distributions of colour, such as a single stripe up the rib of the petal, &c.; all the petals however should be *alike*, or as nearly so *as possible*, and in all cases there should be a circle of the ground colour round the staminæ.

Whatever the shade of colour is, it should be well defined and clear, and the flower free from the breeder, that is the *original* colour; and if there is a second shade, which is sometimes the case in the flamed variety, it should be bordered with the darker colour; which prevents its flushing or running. The flushing or *smearing* of the colour is at all times very objectionable.

Nos. 2 and 3. SEEDLING FUCHSIAS

We have raised this season, and which, with several others of the most distinct and beautiful character, we shall offer for sale early next spring. Our object has been to raise kinds, where the colours of the sepals (outer part of the flower) and corolla (inner part) should be as strikingly *different* as possible, to give the most distinct contrast, and our efforts have been amply repaid by raising numerous kinds of the most delicate *white*, *flesh*, *pink*, and *rose* sepals, having

very distinct and beautiful corollas. We also endeavoured to raise such as would have the sepals *reflexed*, in order *fully* to exhibit the corolla, in which we have succeeded. The two here figured, with the others we purpose sending out, are selected from an immense number which have bloomed with us for the first time this season. All the kinds are most profuse bloomers.

ARTICLE II.

A FEW REMARKS UPON RAISING TULIPS FROM SEED.

BY MR. JOHN SLATER, FLORIST, CHEETHAM HILL, NEAR MANCHESTER.

HAVING read in a publication, edited by a great man in his own conceit, "seeds of Tulips, Crocuses, Hyacinths, Iris, and bulbous roots may be sown," in his journal of gardening operations for the month of September, I am induced to make a few observations upon this subject.

It has been generally stated by florists that the seeds of tulips should be sown late in October or early in November, in boxes, and then put in a cold frame. I tried this plan for a number of years, and never raised a bulb from such sowings; and many of my acquaintance have experienced similar results. I then tried January, and succeeded much better; and then the first week in February, and still raised more bulbs from the same quantity of seed. This year I followed up my plan, and raised more and larger roots than heretofore, and fancied I had arrived at the true period; but having some seed from Lord Hill, which I was wavering as to whether I should raise bulbs from, a variety deficient in form as well as bottom, although its colours are excellent, I put it away, and in April I took the packet of seed and sowed in a hyacinth pot; and upon taking them up when dead down, which was the middle of the month of August, I was much struck at their size, and upon weighing some found them to be four grains and others three, whilst the largest of the February sowing, which are considered the largest ever seen for one year's growth, only weighed two grains. Such is the fact; and it is a question whether, upon trying the same experiment next season, there will be the same results. Of this I have no doubt, as the last sowing (in April) had not the same attention paid to them, as after sowing they were placed in a walk, until they attracted my

attention by the vast number of seed which vegetated compared with the early sowing, and I am certain there was no difference as respects the quality of the seed.

In the early sowing, having unfortunately lost my papers which were attached to the following varieties, Louis XVI., Lady Crewe, and Lillard Violet, I mixed them altogether, and in one pot particularly the seed did not vegetate as well as the others, and this was owing to having neglected covering it with a glass the same as the others, which will tend to confirm my opinion that a late sowing is preferable.

Had I been successful in obtaining seed this season, I intended to have sown it about a week after being gathered, and put in a stove, so that it might be so much earlier raised up; and I have no doubt but a year might be gained by that means, provided the bulbs are never disturbed. I am persuaded that, if so treated, they would be up in three weeks; and, supposing them to be sown early in August, they would have the whole of September and October to grow in, and they would come up again in February the same as the others, thereby saving a year.

ARTICLE III.

A DESCRIPTIVE CATALOGUE OF TULIPS.

BY MR. JOHN SLATER, FLORIST, CHEETHAM HILL, NEAR MANCHESTER.

FABIUS

Is a third row flamed Bizarre, raised by Mr. Lawrence from the seed of Louis XVI.; form good, bottom pure, stamens tinged when heavy flamed, and clear when otherwise. A fine stage flower.

FAIR FLORA

Is a second row flamed Byblomen, raised by the same person who raised Beauty, Lancashire Hero, &c.; the cup rather long, bottom creamy, colour dark, and an excellent marker.

FLEUR DE DAME

Is a first row flamed Rose, good cup and bottom, excellent colour, and a good stage flower.

GABEL'S GLORY (CHARLES X.)

GEORGE IV. (CHARLES X.)

GLENCOE

Is a second row flamed Bizarre, raised by Mr. Lawrence; form good, bottom pure. A first-rate stage flower.

GLORY

Is a third row flamed Byblomen, from the same sowing of seed as Fair Flora, &c.; form good, bottom creamy at opening, but soon bleaches white; flower large, colour dark, heavy marker.

GUERRIER

Is a second row flamed Rose, cup rather long, bottom pure, and sometimes comes feathered. A good stage flower.

GRISDELIN NOIR

Is a second row feathered Byblomen, cup short and good, bottom pure, colour dark, petals rather incline a little inwards. Will be a good stage flower.

IVANHOE (SLATER'S)

Is a second row feathered Bizarre, broke from a seedling breeder; form good, bottom pure, ground colour not very strong, being rather a pale yellow, feathering heavy, and promises to be an excellent stage flower.

INTILE (RIDER'S)

Is a third row flamed Bizarre, cup rather long, bottom pure, excellent marker; the colour and style of Charles X.

LA DELICATESSE

Is a third row feathered Byblomen, good cup and bottom; colour and marking in the style of Bienfait.

LADY WILLMOTT

Is a second row flamed Rose, although it occasionally comes feathered, and in point of form much superior to any of the Sherwood's; but the bottom is stained. It is an excellent marker and stage flower, often taking its station high on a stage at an exhibition.

LARBE DE DIANA

Is a second row feathered Rose, good form, but much yellower than Wallworth at opening; heavy marker.

LENTICHRIDES

Is a second row feathered Byblomen, cup middling, bottom creamy, and requires much bleaching for a stage flower.

LIVIA

Is a fourth row flamed Byblomen, cup rather long, bottom pure, colour dark ; an excellent steady marker.

LORD BROUGHAM (WELLS'S)

Is a fourth row flamed Bizarre, cup rather long, bottom pure. An excellent stage flower.

LORD DENBIGH

Is a third row flamed Byblomen, form good, bottom creamy, and a dark cherry colour.

MADAME VESTRIS (alias CLARK'S CLIO and GOLDHAM'S PRINCESS

SOPHIA OF GLOUCESTER)

Is a third row feathered Rose ; sometimes it comes in a good flamed state ; the cup good, but rather long ; the bottom pure, and marks with a very deep feather.

MARCELLUS

Is a second row flamed Bizarre, good cup and bottom ; marks well ; colour dark. An excellent stage flower.

MARIA (GOLDHAM'S)

Is a second row flamed Rose, good but rather long cup, stamens tinged ; fine rich colour ; not a heavy marker.

MARY ANNE (GOLDHAM'S)

Is a second row feathered rosy-coloured Byblomen, good cup and bottom.

MARY ANNE (LAWRENCE'S)

Is a third row flamed rosy-coloured Byblomen, although catalogued as a Rose ; form not very good, bottom pure, petals rather pointed ; a very excellent marker.

MUSADORA

Is a second row flamed Byblomen, good cup and bottom ; colour dark ; very heavy marker, and a good stage flower.

OPTIMUS, HUTTON'S (alias SURPASSE OPTIMUS),

Is a second row feathered Bizarre ; ground colour very rich, and an excellent marker and stage flower.

OPHIR

Is a fourth row flamed Bizarre, cup rather long, bottom pure, yellow good ; marks and colours in the style of Charles X.

PANDORA

Is a second row flamed Byblomen, good cup and bottom ; marks well. This has been considered a crack flower by some, and sold at a very high price. It is scarcely ever seen perfect, being no doubt a tender variety, and generally much injured by the frost, which causes its three outer petals to be very green, and scarcely ever bleaches out.

PASSE REINE D'EGYPT

Is a second row rosy-coloured flamed Byblomen ; form good, excepting the petals being pointed ; bottom pure ; marks well.

PATTY (LAWRENCE'S)

Is a second row flamed Byblomen, good cup, bottom creamy, colour darkish, and is a good marker.

PETIT DONCEIL

Is a second row flamed Byblomen, good cup, bottom bad, and not worthy a place in any collection.

PLUTO SUPERB (same as DAVID).

PONCEAU TRES BLANC (same as CATALINA).

PONCEAU TRES BLANC (Dutch)

Is a second row flamed Rose, of a scarlet colour ; its cup good, and a rich china white, beautifully flamed with a scarlet colour.

QUEEN OF HEARTS (FRANKLIN'S)

Is a third row feathered Rose, raised from seed and broken by Mr. Franklin, of the City-road. The cup of this flower is good, the bottom creamy at opening, the feathering a bright scarlet, and is a first-rate stage flower.

QUEEN VICTORIA (WILLMER'S)

Is a third row flamed Byblomen, good cup and bottom, but stamens slightly tinged ; is a heavy marker, and the colours good and dark.

RAVEN

Is a first row flamed Byblomen, raised from seed by Mr. Bromley, of Horley-hill, near Manchester, and broken for the first time from the breeder in my collection this year. The cup of this flower is good, the bottom pure, colour dark, and is a fine marking variety.

REID'S SIR JOHN MOORE

Is a third row feathered Byblomen, the cup good, but rather long, bottom pure, and is a fine heavy marker. This variety is very scarce.

RICHARD COBDEN

Is a second row feathered Bizarre, raised by a florist in the neighbourhood of Nottingham. The form is good, the bottom pure, and is a first-rate flower, being steady. The colour of the feathering is as dark as Surpasse Catafalque.

ROSE MIGNONNE

Is a third row Rose, cup long, petals pointed, creamy bottom, colour good; will not do for a stage flower.

SALVATOR ROSA

Is a second row flamed Byblomen, introduced by Mr. Brown, of Slough; cup good, bottom pure, and colours in the style of Violet Wallers. This is the finest Byblomen cultivated, and is also a steady marker, and will always rank as a first-rate stage flower. Price 15/.

SARAH (LAWRENCE'S)

Is a second row feathered rose, cup rather long, bottom pure, stamens tinged.

THALIA (CLARK'S)

Is a fourth row feathered Byblomen, cup rather long, but good, bottom pure, colours good. This variety is highly prized in the south.

URSINA MINOR

Is a third row flamed Byblomen, good cup, bottom rather creamy, and is a good marker.

VIOLET BONDAINE

Is a second row feathered Byblomen, cup rather long, bottom and marking same as Bienfait Incomparable, and were it not for the cup being longer would be called as such.

VIOLET POMPEURE

Is a second row flamed Byblomen, good cup, bottom creamy, and is an excellent marker.

VIOLET ROUGEATRE

Is a third row flamed Byblomen, cup good, bottom pure, and is an excellent marker and stage flower.

VIOLET SOVEREIGN

Is a third row feathered Byblomen, good cup, bottom pure, and colour dark.

ARTICLE IV.

ON CLIMBING PLANTS FOR THE CONSERVATORY AND GREENHOUSE.

BY CLERICUS.

I HAVE lately seen a plan recommended of growing the fine new hot-house climbers so as to have them bloom in vigour in a conservatory or greenhouse, by having them planted in a heated pit, constructed behind the conservatory, &c. ; this pit, heated by hot water or fire flue, the stem of the plant introduced through an opening in the back wall, the shoots are easily and regularly disposed, so as to have a fine bloom of these new and beautiful flowers for eight months in a year. At the close of the autumn the stems are readily drawn into the pit, and there secured to have a rest, in a temperature of about 45 to 50 degrees. As spring approaches, the pit, with both top and bottom heat, being put into gradual operation, induces the pushing of the buds, and as soon as observed the stems are introduced through the back wall into the conservatory, &c. I have had this plan in successful operation for ten years, and I find that the tenderest hot-house climbers do admirably when the roots are in a proper temperature, the branches grow vigorous, and bloom profusely, with the usual cooler atmosphere of the conservatory and greenhouse. I have had fine specimens in profuse bloom this summer of *Mandevilla suaveolens*, *Stephanotus floribundus*, *Allamanda Cathartica*, *Thunbergia Hantayneana*, *Bignonia venusta*, *Canavalia Bonariensis*, *Ipomœa mutabilis*, *Ipomœa Learii*, &c. I have my plants growing in the heated pit, in a mixture of rotten tan, peat, and loam. I think Rendle's tank system would answer well to heat the soil. I turned out the top of an *Ipomœa Learii* to train in the open air against the glass end of the conservatory, and it has been an entire mass of bloom since June. I believe the same method will succeed with many other tender plants.

ARTICLE V.

ON THE CULTIVATION OF CYCLAMENS.

BY A FOREMAN OF A LONDON NURSERY.

THE admirer of curious, gay, and fragrant flowers ought not to neglect the culture of the little lonely kinds of Cyclamens. The early flowering kinds are truly ornamental in the winter and spring months for either greenhouse or sitting-room, and continuing for a lengthened period in bloom, renders them additionally attractive. And as bulbs can at this season be obtained for blooming the coming one, I am induced now to send a few remarks on their successful cultivation. I have had, for the last ten years, upwards of three thousand pots annually under my care, so that I have had to give considerable practical attention during that period.

I beg the reader to notice I grow them in pots, so that I am enabled to remove them previous to winter, and place them on shelves in a back shed, keeping them dry. I do not shake the bulbs out of the soil, as it dries them too much, but put them in the soil they bloomed in. The time of resting the roots depends on the sorts. *C. Europeum* and *Neapolitanum* will be in bloom when *C. Persicum* is at rest. In potting, have the pots well drained with potsherds, and use a compost in a rough state, consisting of equal parts of sandy loam and leaf mould, to which add a quarter of well-rotted manure.

The bulbs should never be wholly covered with the soil, but about a third be exposed. The bulbs should be planted as soon as the least sign of vegetation is observed. In promoting their blooming it must be done very gradually, and great care is requisite not to water too liberally, or the leaves will be very liable to damp off in the dull season, especially those of *C. Persicum* and its varieties. Cyclamens are readily increased by seeds, which should be sown as soon as ripe. Those sown in autumn must be kept in the seed-pot till the end of May, and then be carefully potted singly. Those sown in spring must remain in the seed-pot till the following spring. When seed is sown in autumn the pots should be placed in a warmish part, on a shelf of the greenhouse, and be kept moderately dry. When sown in spring the pots should be placed in a cool frame, and be kept uniformly moist, not wet, till the plants push; and as the young plants are very liable to damp off, care is required in watering.

ARTICLE VI.

REMARKS ON SCUTELLARIA SPLENDENS.

BY R. W. G., SURREY.

Two years ago I purchased a plant of *Scutellaria splendens*, which, having much increased to some extent, I planted a bed of it in a warm situation in my flower garden, as well as retained several for the greenhouse, and now in both situations the plants are in profuse bloom, and very highly interesting and ornamental, the numerous long spikes of scarlet flowers producing a fine display. It deserves cultivation in every situation it can be grown in. The plants I turned out into the flower garden were what I raised last summer, and they were nearly coming into bloom when I turned them out, entire, into the bed in June, and all my plants have been in fine bloom from that time, and appear likely to flower to the end of October, if the season proves fine to that period.

It is a half shrubby plant, and is generally regarded as an herbaceous perennial, and requires rest in winter, similar to the *Gardoquia multiflora*, or *betonicoides*. It requires repotting each season; and when the buds begin to push, then the previous year's wood should be pruned away, so as only to leave a sufficiency of young shoots to bloom the forthcoming season. I find it grow vigorously and bloom profusely in a compost, well drained, consisting of equal portions of sandy loam and leaf mould. The plant is readily increased by division, or taking off cuttings of the young shoots when about four inches long, cutting them close from their origin, and having them inserted in sand, and placed in a gentle hot-bed temperature. I do most confidently recommend the plant to the notice of the readers of the CABINET, and can assure those who grow it that it will amply repay any attention given it. It can now be procured at a trifling cost at the principal nursery establishments.

REVIEW.

ON RENDLE'S TANK SYSTEM OF HEATING BY HOT WATER.

OUR attention has lately been called by Mr. Rendle, nurseryman, of Plymouth, to a method of heating by hot water, which appears worthy of being more generally known. The principle upon which it acts is

capable of being carried out to any extent, and is at once simple and economical. Mr. Rendle has given full particulars of it in a published pamphlet, which he forwarded us. In describing it to our readers we can only do so briefly, but enough to show its principle, as acted upon very successfully by a correspondent.

Mr. Rendle, in June last, forwarded to the London Horticultural Society a paper upon the subject, which was read at one of their meetings. The main point in which it differs from other methods is, that the hot water, instead of circulating round the house in pipes or open gutters, is contained in the centre of the building in a wooden tank, upon the lid of which is a layer of bark or sawdust, raised three or four feet above the floor, for the reception of pots of cuttings, plants, &c. This tank is divided lengthways by a partition in the centre, with the exception of about two inches, which are left open at one end to allow the water to circulate; its opposite extremity is connected with a small boiler by means of a pipe. The water, upon becoming heated in the boiler, flows through the pipe into the tank, and, after passing round the latter, returns to the boiler by another pipe: in this manner the circulation of the water is kept up.

The tank in a small house is about nine inches deep. Its lower part is formed of wood, and the upper of slate, one portion of which is covered with tan for plunging in cuttings, &c.; the remaining part is left bare, so that, on sprinkling it with water, a copious vapour is obtainable. The waste of water in the tank is trifling; when, however, it requires to be replenished, it is easily effected by means of a small orifice left for that purpose in the slate covering.

The boiler, by which this comparatively large body of water is heated, is of diminutive size, and, perhaps, we cannot give a better idea of it than by supposing one of Rogers's to be divided crossways into two; the lower portion, hermetically closed, will then represent the boiler in question. As in Rogers's, the fire is contained in the centre, and is supplied with fuel from the top. It stands upon a grating raised a few inches from the floor, and is surrounded at the distance of two or three inches by an iron case, from one side of which the smoke makes its escape through a small chimney. This outer case or covering is almost double the height of the boiler; and, the more effectually to prevent the radiation of heat from its sides, an iron cylinder slides down through the opening by which the fire is fed,

and fits exactly within the top of the boiler. This answers the double purpose of containing a body of fuel, which settles down and supplies the fire during the night; and, when the lid is placed upon the outer case, of checking the draught of the fire, which is only continued through some small passages cut in the sides of the cylinder. A small opening also communicates with the fire from the outside, through which the former can be stirred when necessary.

During the time in which this system has been in working, the water has never been within many degrees of the boiling temperature, yet the thermometer within the house has seldom, on the coldest nights, fallen below 60° or 65° . Its great advantages are, that the tank in which the water circulates will, with such modifications as circumstances may require, serve as a stage for plants, either in the centre or round the sides of a house, by which the expense of hot-water pipes will be dispensed with; and its extreme simplicity, which is such that any person situated at a distance from engineers might, with a little ingenuity and the assistance of a carpenter and blacksmith, erect an apparatus of his own, since any boiler which would create a circulation of water would answer as well as the one above described, although it might not be equally economical. We may also state that the atmosphere of the house in which this system is adopted is remarkably pure.

Mr. Rendle observes, it is a plan which can scarcely be recommended too strongly; for, not only is it adapted for the smallest propagating-house, but also for plant structures of the largest size. My tank or cistern is about 20 feet long and 5 feet broad; it is situated in the centre of a house, and, except at the end where the boiler is fixed, is surrounded by a walk. The boiler is one of Rogers's, and acts admirably. The depth of the tank is only six inches, and this is quite sufficient. On the top I have placed large slate slabs, cemented to each other, to prevent a superfluity of steam from escaping into the house. (Tiles, it is stated, being more porous, are better.)

When first I thought of this excellent mode, I imagined that, to keep up a sufficient heat in the house, I should be obliged to retain a constant fire; but such is not the case. If the fire is lighted for two hours in the morning and evening, it is quite sufficient to maintain a steady and genial bottom heat; as the large body of water in the

reservoir, when once heated, remains warm for a considerable length of time. The thermometer is generally on an average at 65°.

In a small house this principle can be adopted for less than 5*l.*; and in larger ones at a cost at least one-half less than that of hot-water pipes. As you justly remark, a common blacksmith and carpenter are all that are required to put it up. I doubt not but before many years it will be universally adopted by all those who grow pineapple, melon, cucumber, or even stove and orchidaceous plants, when we shall find dung, leaves, and other fermenting materials excluded from the pinery and stove, and used only for manures. Even I, who can procure tan and dung at a very low rate, am a saver of at least 20*l.* a-year by this discovery; therefore the saving must be very great in a larger establishment, where hundreds of loads of dung, tan, and leaves are consumed annually.

On the 28th of December last the apparatus was set at work, and my foreman commenced propagating Dahlias, which are potted and placed on the top of the slates, and surrounded by sawdust. They are now breaking luxuriantly; hundreds of cuttings are already off, and plunged in sawdust in another part of the tank. I have used the apparatus for more than eight months, and have been highly successful in striking some thousands of plants. It is certainly the most complete plan that possibly can be adopted for a propagating-house. ;

PART II.

LIST OF NEW AND RARE PLANTS.

ACACIA SPECTABILIS. Showy Acacia. (Bot. Reg. 46.) Leguminosæ. Polygamia Monœcia. This very neat and pretty species has been introduced into this country by H. B. Lott, Esq., from New Holland, where it was found growing in Wellington Valley, and on the eastern coast. Mr. Bentham has enumerated 340 species, and this it is said is the handsomest yet introduced. Mr. Lott presented the plant to Messrs. Lucombe, Pince, and Co., of Exeter, with whom it has bloomed. The appearance of the plant is a beautiful delicacy and softness, the leaves and branches being covered with the most delicate bloom. The flowers are of a clear and soft yellow, and are produced in large racemous masses at the ends of the shoots. It deserves a place in every greenhouse and conservatory.

ACACIA ROTUNDIFOLIA. Round-leaved. (Bot. Mag. 4041.) Leguminosæ. Polygamia Monœcia. James Backhouse, Esq., sent this very interesting and pretty species from New Holland in 1842. It has bloomed in the greenhouse at Kew Royal Botanic Gardens. It now forms a shrub about four feet high, with straggling branches; but is found to be well adapted for training to a wire trellis, fixed to a garden-pot, in which it makes a very elegant appearance. The

flowers are produced most numerous in very long racemes, there being more flowers than leaves, of a delicate yellow colour. The plant deserves a place in every greenhouse and conservatory.

BERBERIS DULCIS. Sweet-fruited Barberry. (Pax. Mag. Bot.) Berberaceæ. Hexandria Monogynia. Although this plant has been in this country for thirteen years, such is its beauty and merit that we are induced to notice it again. It is an hardy evergreen shrubby plant, growing four or five feet high, and is a very interesting and beautiful plant at all seasons. It blooms from March to June, and is succeeded by fine round berries of a rich purple colour. The flowers are of a deep yellow colour. When the berries are ripe they have a very delicious flavour, and make excellent preserves and tarts. When grown singly on a lawn, it makes a very pretty object. It is highly ornamental when arranged with other shrubs in the border. It is particularly pretty when trained dwarf to form an edging round a bed of Roses, Hollyoaks, Dahlias, &c. It is easily arranged to form an edging of six or twelve inches high, &c., and whether in fine bloom, in fruit, or having only its striking evergreen foliage, it is pretty. Plants can be procured at a very low price at most nurseries.

ÆCHMEA FULGENS. Brilliant flowered. (Pax. Mag. Bot.) Bromeliaceæ. Hexandria Monogynia. Sent to Paris from Cayenne, in South America, and from thence to Chatsworth, where it has bloomed. It is not so straggling as many of the Pine Apple tribe of plants are; it blooms freely, and the flower spikes are compact. The flowers are of brilliant blue and scarlet, very showy. It increases by suckers, which arise as the Pine Apple does.

ERYTHROCHITON BRAZILIENSIS. Brazilian Red Coat. (Bot. Reg. 47.) Rutaceæ. Pentandria Monogynia. A native of shady places in the virgin woods of Brazil. It is stated that it forms a small tree about ten feet high, having no branches; the leaves are long, leathery, and collected at the end. From amongst them rises a long three-cornered flower-stalk, at the end of which are a few large white flowers, each blossom being about two inches across. It has bloomed in the collection at Sion-house Gardens.

EUCALYPTUS SPLACHNICARPON. Splachnum-fruited. (Bot. Mag. 4036.) Myrtaceæ. Icosandria Monogynia. A native of King George's Sound, where it grows to a considerable size. It has been found at the Swan River as a considerable tree. It grows freely in this country in the greenhouse. The flowers are produced in terminal peduncles, bearing many large flowers, each being about two inches and a-half across, of a yellowish green. It is in the collection at the Royal Gardens, Kew.

GASTROLOBIMUM ACUTUM. Sharp-leaved. (Mag. Bot. 4040.) Leguminosæ. Decandria Monogynia. A native of Swan River colony, and sent to Kew in 1842. It is a greenhouse shrub, growing about two feet high, branching with angled shoots. The flowers are produced numerous in racemes. Each blossom is about half an inch across, being of a deep rich red and yellow, very beautiful. It deserves a place in every greenhouse.

ISOPAGON SCABER. Rough-leaved. (Bot. Mag. 4037.) Proteaceæ. Tetrandria Monogynia. From Swan River colony. It has bloomed at Kew, the plant being four feet high. The cones of flowers are about two inches across, of a purplish-rose colour.

OTBONNA TUBEROSA. Tuberous-rooted. (Bot. Mag. 4033.) Compositæ. Syngenesia Necessaria. In the Kew collection. It is a native of the Cape. The flowers are produced solitary; the flower-stem about six inches high. The blossom is of a bright yellow, each being about an inch and a-half across.

RHIPSALIS BRACHIATA. Opposite-branched. (Bot. Mag. 4039.) Cactææ. Icosandria Monogynia. From Buenos Ayres, and has lately bloomed in the Glasnevin Botanic Garden. The flowers are of a greenish yellow, each being about three-quarters of an inch across, and are produced numerous.

SCHIZANTHUS CANDIDUS. White flowered. (Bot. Reg., 45.) Scrophulariaceæ. Diandria Monogynia. This new kind was discovered near Coquimbo by Mr.

Bridges. It is a very pretty half-hardy annual. The flowers are of a pure white, each blossom being an inch and a half across.

STANTHOPEA MARTIANA; VAR. *BICOLOR*. Two coloured. (Bot. Reg. 44.) Orchidaceæ. Gynandria Monandria. A native of Mexico. The sepals are straw-coloured, or almost white, sparingly marked with clusters of little visous dots; the petals pure white, with large spots of intense crimson; the lip is of an ivory white, except a slight colour at the base. Each blossom is about four inches across; very fragrant. It has bloomed with Messrs. Rollissons, at Tooting. It is very handsome.

TROPÆOLUM POLYPHYLLUM. Many-leaved Indian Cress. (Pax. Mag. Bot.) Tropæolaceæ. Octandria Monogynia. This genuine species was imported by Mr. Knight, of King's Road, Chelsea Nursery, from Bolivia or Upper Peru, and has bloomed with Mr. Knight. The flowers are somewhat like *T. edule*, but the plant is of a very different habit. The stems are more numerous, much stronger, grow with greater erectness, have nothing of the twining character, and bear their leaves more densely. By these characteristics it is most easily distinguished; and the flowers being axillary, are, from the greater closeness of the leaves, much less scattered. They are of a deep yellow or orange colour, with a long spur to the calyx. It readily increases by cuttings.

NEW AND RARE PLANTS SEEN IN NURSERIES, &c.

At Mr. Low's, Clapton Nursery.

BRUGMANSIA.—A new kind. It has the dwarf and close habit of *B. sanguinea*, with similarly formed downy leaves, but the blossoms like those of the *B. suaveolens*, and quite as white. It is a very valuable acquisition.

LISIANTHUS RUSSELLIANUS.—Two very vigorous plants, received from the country, are in splendid bloom. They are growing in turfy loam, which is light and full of fibre. In such a soil, with a few pieces of charcoal scattered among it, and a free bottom drainage, no doubt in a suitable temperature, the plant will not fail to be vigorous and healthy, and when properly grown it is one of the finest of plants.

LOBELIA LONGIFLORA.—A prickly shining-leaved plant; appears to be a hot-house perennial herbaceous one. The flower stems are near half a yard high; the flowers are white, produced numerously. It blooms all the summer, and has a very neat and pretty appearance.

SCYPANTHUS ELEGANS.—This plant we formerly noticed, but it being so very ornamental for the greenhouse or open border in summer, we again refer to it. Its rich yellow flowers, numerously produced, have a very beautiful appearance. It well deserves cultivation. Each blossom is somewhat of the form, and nearly as large, as the *Loaza aurantiaca*, but of a bright yellow.

CLERODENDRON KEMPFERII.—This plant is closely allied to *C. speciosissimum*, but the flowers are of a darker and more brilliant scarlet; it is so in the specimen in bloom in the hothouse at Mr. Low's.

GLOXINIA RUBRA, VARIETY.—Several varieties with rose-coloured flowers marked with white down in the inside of the throat, have been long in bloom, and are very distinct and beautiful.

GLOXINIA SPECIOSA, VARIETY.—A plant Mr. Low received from Messrs. Veitch's is in bloom; the flowers have not the purple of the old species, but are of a bright blue.

GLOXINIA DIGITALIFLORA.—A dwarf habited plant. The flowers have a longer tube than usual, of a fine crimson-purple colour. It has bloomed with Mr. Knight and Messrs. Rollissons.

GOMPHILBIUM SPLENDENS.—A bushy plant, not at all climbing. The flowers are of a deep yellow colour. It is in bloom at Mr. Low's, and is a very handsome plant; deserves a place in every greenhouse.

LYCINIUS MUTABILIS.—In habit like *L. coronaria*. The flowers are at first of a deep pink or salmon colour, but afterwards change, so as to be nearly white, the contrast being very curious and pretty. It bears a fine head of flowers. It has bloomed with Messrs. Rollissons.

MALVA CREEANA ALBA.—It is a white variety of *M. Creeana*, and has a very pretty appearance, especially when grown near together, as with Mr. Low, the contrast being interesting.

MAXILLARIA HARRISONIA ALBA.—A white-flowered variety of this noble plant is in bloom with Messrs. Loddiges.

TURRÆA LOBATA.—A house shrubby plant, lately bloomed at Chatsworth. The flowers are very like orange blossoms, a pure white.

EARINA SUAVEOLENS.—A rare orchideous plant, from New Zealand, where it grows on trees not very densely covered with leaves. The flowers are produced in spikes, white with a double yellow spot on the lip; beautiful and richly fragrant. Messrs. Loddiges recently received it.

ASTER CABULICUS.—Introduced from Cabul, along with *Erysimum Perofskianum*. It has bloomed in the garden of the London Horticultural Society. It is a half-shrubby bush, quite hardy. The flowers at first are white, then change to a pale lilac, having the appearance of a Michaelmas Aster.

ALSTREMERIA MAGNIFICA.—Collected by Mr. Bridges, near Coquimbo. Dr. Herbert, Dean of Manchester, regards this as a new species, allied to the *A. Ligtu* of Fenille. The flowers are suffused and marked with yellow, light and deep purple.

ALSTREMERIA CHORILLENIS.—From Peru. The flowers are intermixed, spotted and marked with white, green, rose, and yellow.

PART III.

MISCELLANEOUS INTELLIGENCE.

QUERIES.

ON SLUGS.—I saw in your Magazine that a cabbage leaf heated and rubbed with grease attracts slugs. I have tried it in my larder, which is infested with them, and it has failed. If you can publish some effectual plan for destroying these very unpleasant animals I am sure you will confer a favour on many in these parts.

Oakingham.

H. R.

ON PELARGONIUMS FOR AN EXHIBITION.—I should be very much obliged if some correspondent would give me a list of a few of the best Pelargoniums in each class of colours. As by our society's rules I must have my plants in possession before December, I should be glad to have the list in the October or November Number of the CABINET.

Cheshire.

A COMPETING FLORIST.

ON AMARYLLIS BELLADONNA AND OTHER BULBS.—A subscriber to your FLORICULTURAL CABINET will feel obliged by some of your correspondents answering the following questions:—Can the *Amaryllis Belladonna* be successfully grown in pots so as to bloom yearly, and how? What is the best method of cultivating *Ixias* and *Sparaxis* in pots.

Being partial to bulbs I shall likewise be glad to know what kind can be grown in pots in a dwelling-house.

An answer to the above in an early Number of your CABINET will greatly oblige

Halifax, Sept. 15, 1843.

A NEW SUBSCRIBER.

REMARKS.

BOTANICAL SOCIETY OF EDINBURGH.

THIS Society held its seventh meeting for the season at the Botanic Gardens, Dr. Neill, the President, in the chair. John Kirk, Esq., was elected a Resident Fellow. Mr. Brand read a communication from Dr. Joseph Dickson of St. Helier's, Jersey, respecting some recent discoveries in the Flora of that island. Dr. Neill communicated an interesting letter from Mr. Brackenridge, who was at one time a journeyman in the Experimental Garden here, and now holds the post of Botanical Curator at Washington. We insert full excerpts from his letter, the more readily, that his successful career may encourage others of his profession to similar exertions. Mr. Brackenridge writes, "I spent the first fourteen months in the United States very much to my satisfaction, as foreman to Mr. Buist, who has one of the largest plant establishments in America. When the South Sea expedition was organised, I was induced by Mr. Poinsette, the secretary of war, to accompany it in the capacity of Assistant-Botanist and Horticulturist. The voyage lasted nearly four years, and my compensation during the last three years was 1200 dollars per annum. The squadron (under the command of Lieutenant Wilkes) on its way out touched at Madeira, the whole of which we scoured. I ascended the peak of Ruivo (6246 feet high) almost to its very summit. It is covered with dense forests of *Erica arborea* and *Mediterranea* (which some travellers have called Pine trees.) Several of these Heath trees are forty feet high, and at eighteen inches from the ground, their stems are two feet in diameter,—*E. Mediterranea*, always the largest. At the very summit is a small species (perhaps new) in habit like Mr. M'Nab's *E. ramulosa*. The Madeira mahogany (*Laurus Indica*, and *fœtens*) is in great abundance, and as large as the English Oak. In five days we collected 460 species of plants on the island. At the Cape de Verds, Rubiaceoous annuals and grasses were the principal plants found. But Brazil, at which we next touched, may be denominated the head quarters of Flora. I went about 150 miles inland, in a N.E. direction, from Rio de Janeiro, travelling most of the way through forests of flowering-trees, fantastically adorned with innumerable parasitical and epiphytical plants. These trees were often propped up by aerial roots, which reminded one of the rigging or stays of a ship. The undergrowth in such places consists of Palms, arborescent and many other Ferns, with a goodly number of Solanaceous and Rubiaceoous shrubs. The Organ Mountains, seventy miles from Rio, after all that Mr. Gardner and others have done, abound in thousands of fine plants not yet known. I spent about eight days on these mountains, and found plants so varied and attractive that I did not know well which to select. On rocks there are *Gesnerias*, *Gloxinias*, Cacti, *Tillandsias*, and *Orchidææ*, in the greatest profusion. I calculate that more than one-half of the plants of Brazil are still unknown to botanists. Insects, birds, and quadrupeds are as varied, in proportion, as the vegetable kingdom. We spent about two months on *Tierra del Fuego*. Here was a contrast to Brazilian vegetation: stunted Birches, with *Misodendrons* in tufts like birds' nests on their tops—scrubby Berberies—*Winter Bark*—and *Embothrium* (a splendid proteaceous shrub), were the characteristic features. The face of the hills is covered with spongy, mossy turf, in which we found a *Primula* (like *Scotica*), *Drosera*, *Pinguicula*, several species of *Pernettyas*, a *Myrtus*, and the charming *Calixene*—with many nice things which I thought well adapted for your alpine frame. We reached Chili in the dry season, so that we did not find much in flower till we arrived at the mountains. Behind Santiago, on the Andes, in the region of perpetual snow, we found an immense number of Alpine plants belonging to genera and tribes new to us. Figure to yourself 10 or 12 kinds of umbelliferous plants, with Heath-like leaves, and fruit as large as that of *Heracleum*, and yet none of them over one inch in height. In Peru, behind Lima, we crossed the Andes at the height of 16,000 feet, and descended a considerable way on the opposite side, along one of the branches of the Amazon. This was a rich journey for us in plants,—fine *Rhododendrons* (?) at the height of 13,000 feet. At the base of the snow was a dense sward of plants, none of them over an inch high, principally composed of *Saxifragas*, *Compositæ*, *Gentianas*,

and curious Calceolarias. At 14,000 feet we found vast patches of an Echinocactus, so wrapt up in its own wool, that at a distance we took the patches for sheep. The scenery here was of the grandest kind. We saw some splendid Cacti, *Alstrœmerias*, and *Tropœolums*, and on our way down, fields of *T. tuberosum* and *Oxalis crenata*. Very little rain falls in the vicinity of Lima; so that to raise fruit and vegetables recourse must be had to irrigation. The *Cherimolia* (*Annona tripetala*), is here the finest of all fruits I ever tasted. You will, no doubt, have heard of our discovering an Antarctic continent (Ross says it is only a batch of islands). Of this I cannot speak, having been left at Sydney, with the other scientific gentlemen. Here we chartered a schooner, and went to New Zealand, where we spent eight weeks. This same New Zealand is not the fine country that the English Government and land speculators crack it up to be. The climate is very wet, and the soil cold and poor—consisting principally of a stiff yellow loam, on great part of which nothing grows but a species of *Pteris*, whose roots form the principal food of the natives. The surface of the country round the Bay of Islands is very irregular—high ridges and valleys succeeding each other in rapid succession. In some of these valleys, from eight to ten species of Corniferous trees are found—among them the *Courie Pine* (*Agathis Australis*), 120 feet high. Leaving New Zealand, we touched at Tongataboo on our way down to the Fiji Islands—260 in number—all which we surveyed. In doing this, two of our officers were brutally murdered by the natives. We had also a proof of these islanders being cannibals, as they brought in a canoe, alongside of our ship, part of a human body, which they were eating. We discovered several new islands on the line in passing to the Sandwich Isles. The grandest sight seen during our cruise was the volcano on the Island of Hawaii. After spending six months on the north-west coast of America, our voyage lay again by the Sandwich Isles; and searching for a near passage to the China Sea, we were led among the Sooloo Isles and Straits of Balabac, then down to Singapore, which is a very flourishing place. Here I met a cousin of Sir Walter Scott's, who looks very much like what the old man was. During this voyage we collected and dried upwards of 10,000 (?) species of plants; sending also a great many live ones and seeds to the National Institute at Washington, to which I am at present attached. To me the most interesting of these plants is a species of *Nepenthes* from Singapore, bearing pitchers much larger every way than those of the distillatoria, and, when perfect, capable of holding a pint of water. There are other two species at Singapore, one with many small pitchers in bunches, on a woody stem, found in pools of water, while the other covers a low sandy island in the Strait, about three miles off the roadstead. At Manilla there is a species distinct from any I have seen elsewhere."

Professor Graham exhibited some very beautiful and interesting exotics, recently brought into flower in the greenhouses and stoves; and afterwards accompanied the members over the garden, which presented a most charming appearance. Every season it is becoming more and more developed, and the late alterations reflect much credit on the learned Professor and his able coadjutor, Mr. M'Nab.

Mr. James M'Nab exhibited specimens of *Laburnum*, presenting some remarkable anomalies. He stated that several years ago, a tree was sent from the Epsom Nursery to the Royal Botanic Garden here, as a curiosity, bearing three distinct varieties of *Laburnum* on the same root, without any further engrafting than that of working the red *Laburnum* on the yellow. This tree is now to be seen in flower, the yellow and red flowers being predominant. Last spring he observed a tree of the red *Laburnum* in the Horticultural Garden, bearing several large tufts of *Cytisus purpureus*, with one small shoot of the yellow. The same tree this year has ten distinct shoots of the yellow, and a quantity of those of *C. purpureus*. On Monday last, at Dysart House, he observed two trees, one bearing *Cytisus purpureus* and *Cytisus Laburnum coccineum*, the other *Cytisus Laburnum* and *C. Laburnum coccineum*; but neither of them having more than two varieties. This afternoon he examined the plants of the red *Laburnum* in Messrs. Lawson's Nursery, three years grafted, and found several of them producing shoots of the yellow, but only one of them having *C. purpureus*; and in the nursery of Messrs. J. Dickson and Sons, several of the plants, two years grafted, have shoots of the yellow, but none of

the purple. The red Laburnum first appeared at Paris in 1823, in the nursery of Mr. Adam, and was a hybrid between the common Laburnum and *Cytisus purpureus*. Dr. Graham observed that it was difficult to explain the cause of this phenomenon, viz., of mules reproducing the different forms on one plant. It had occurred also in plants of the Cactus tribe, but had no parallel in the animal kingdom—there the general form and habit merely are affected by crossing. He considered the subject to be one of much interest, as the phenomenon was at variance with existing theories.

NOTTINGHAM FLORAL AND HORTICULTURAL SOCIETY.—The third meeting was held at the Assembly Rooms, August 2. The prizes were as follow:—Carnations—1. Mr. Pearson: Gameboy, Lord Brougham, Marquess of Granby, Lady Flora, Beauty of Woodhouse, Mrs. Horner, Victoria, Nulli Secundus, Lady Hinchinbrook. 2. Mr. U. G. Pickering: Clark's London, Hepworth's Hector, Toone's Ringleader, Ely's Lady Ely, Princess Charlotte, Derby Willow, Brown's Lovely Ann, Jackson's Delight, Ely's Grace Darling. 3. Mr. F. Wood: Hepworth's Brilliant, Puxley's Prince Albert, Hufton's Foxhunter, Mansley's Euclid, Elliott's Duchess of Sutherland, Kirkland's Duchess of Gloucester, Robinson's Duke of Wellington, John's Prince Albert, Wilmer's Elizabeth. Scarlet Bizarres—1. Martin's Splendid, Pickering; 2. Ely's Jolly Dragoon, Taylor. Crimson Bizarres—1. Wood's William IV., Taylor; 2. Cartwright's Rainbow, Pickering; 3. E. Mundy, Esq., Pearson. Scarlet Flakes—1. Simpson's Marquess of Granby, Pickering; 2. Rob Roy, Taylor; 3. Ringleader, Pearson. Purple Flakes—1. Mango, Taylor; 2. Knott's Alfred the Great, Pickering; 3. Beauty of Woodhouse, Pearson. Rose Flakes—1. Unknown, Taylor; 2. Barringer's Apollo, Pickering. Heavy-edged Red Picotee—1. Derby Willow, Pickering; 2. Robinson's Will Scarlet, Robinson; 3. Derby Willow, Taylor. Light-edged Red Picotee—1. Robinson's Duke of Wellington, Robinson; 2. Wheeler's Queen Victoria, Pickering; 3. Sharp's Wellington, Pearson. Heavy-edged Purple Picotee—1. Boothman's Victoria, Taylor; 2. Hutton's Nehemiah, Pickering; 3. Monarch, Pearson. Light-edged Purple Picotee—1. Nulli Secundus, Pearson; 2. John's Prince Albert, Wood; 3. Robinson's Nottingham Hero, Robinson. Best collection—Mr. Pickering; 2. Mr. Pearson. Seedling (first-class flower) Scarlet Bizarre, Mr. Robinson.

LEEDS HORTICULTURAL AND FLORAL SOCIETY.—Held in the Assembly Rooms, August 9. Florist's Flowers. Fourth Class. Carnations and Picotees, pan of twelve dissimilar Blooms—B. Ely and Son, viz., Caxton, Twitche's Don John, Fire Fly, North Midland, Mango, Leviathan, Miss Walker, Emperor, Seedling, Empress, Field-Marshal. Open to Gentlemen's Gardeners and Amateurs, pan of eight dissimilar Blooms—1. J. Ripley, viz., Jolly Dragoon, Caxton, Captain Ross, Lord Lonsdale, Marquess of Granby, Mrs. Horner, Ada, Mark Anthony; 2. B. Ely and Son; 3. J. Kearsley. Open to all, Scarlet Bizarres—1. Duke of Sutherland; 2. Seedling, 62, B. Ely and Son; 3. Col. Wainman, J. Kearsley. Pink Bizarres—1. Caxton, B. Ely and Son; 2. Mrs. Goldsworthy, J. Ripley; 3. H. Meynell, B. Ely and Son. Scarlet Flakes—1. Marquess of Granby; 2. Lord Lonsdale, B. Ely and Son; 3. Bright Venus, J. Kearsley. Purple Flakes—1. Mango; 3. British Queen, J. Kearsley; 2. Milwood's Premier, B. Ely and Son. Rose Flakes—1. Lady Ely; 2. Duchess of Sutherland; 3. Lady Flora Hastings, B. Ely and Son. Scarlet Picotees, heavy-edged—1. Mark Antony, J. Ripley; 2. Seedling; 3. Lady Howden, B. Ely and Son. Purple Picotees, heavy-edged—1. Nulli Secundus; 2. Field-Marshal; 3. Seedling, B. Ely and Son. Scarlet Picotees, light-edged—1. Mrs. Horner, W. Clark; 2. Mrs. Talbot; 3. Seedling, B. Ely and Son. Purple, light-edged—1. Kirkland's Victoria; 3. Empress, B. Ely and Son; 2. Unknown, J. Schofield. Rose Picotees—1. Marchioness of Waterford; 2. Seedling; 3. Maid of Orleans, B. Ely and Son. Selfs—1. Purity; 3. Seedling, B. Ely and Son; 2. Virgin Queen, J. Schofield. Pansies, open to all, pan of twelve—1. J. Schofield, viz., Curion, Prince Albert, Seedling (unique), Imogene, Princess Royal, Jewess, Bridegroom, Warrior, Maid of Milan, Queen of the Whites, Vivid

(Schofield), William Tell; 2. H. Major, viz., Prince of Wales, Conservative, Marchioness of Anglesea, Jehu, Waltham Abbey, Bridegroom, Curion, Hector, Oliver Moonshine, Alicia, Black Bess, Fair Rosamond; 3. J. Kearsley. Pan of six Seedlings—1. J. Schofield; 2. W. Clark. Pan of twenty-four Pansies—1. J. Schofield, viz., Maid of Milan, Imogene, Surprise (Schofield), Princess Royal, Prince Albert, Peter Dick, Glory of Knostrope, Hector, Jewess, Seedling (unique), Eclipse, Earl of Clarendale, Defiance, Seedling, Bridegroom, Seedling, Warrior, William Tell, Curion, Vivid (Schofield), Sunbeam, Lovely Bride, Epping Forest, Queen of the Whites; 2. H. Major, viz., Prince of Wales, Conservative, Black Bess, Marchioness of Anglesea, Bridegroom, Miss E. Crossland, Princess Royal, Hector, Jehu, Curion, Glory of Knostrope, Waltham Abbey, Pliny, Alicia, Elizabeth, Oliver Moonshine, Eclipse, Fair Rosamond, the Prince, Desideratum, Surpasse Imogene, Sunbeam, Perfection, Lictor.

CAMBRIDGE FLORISTS' SOCIETY.—The show of Carnations and Picotees, which was held at the Red Lion Hotel, on July 24, was much better than might have been anticipated, considering the remarkable coldness of the season. The prize stands of these flowers exhibited respectively an agreeable variety of the choicest sorts, and appeared to give much satisfaction to the connoisseurs in such matters. It will be seen from the list subjoined that Don Johu (against which some of the northern florists have been making such an outcry) maintains its position as a first-rate scarlet bizarre; it occupied on this occasion the dozen places assigned to its class. We must not omit to notice a beautiful seedling Picotee exhibited by Mr. Wood, of Huntingdon, and named Wood's Princess Alice; this flower obtained the first seedling prize, and also took the first prize in its class, beating all the older varieties. Carnations.—Mr. R. Haylock, premier prize, Dalton's Lancashire Lass. Scarlet Bizarres—1, 2, 3, and 4, Mr. Twitchett, with Twitchett's Don John; 5, Mr. Rickard; 6, 7, and 8, Mr. Twitchett; 9, Mr. Marshall; 10, Mr. Rickard; 11, Mr. Haylock, all with Twitchett's Don John. Crimson Bizarres—1 and 2, Mr. Wood, with Wood's William the Fourth and Ely's Lord Milton; 3, Mr. Twitchett, Count Paulina; 4, Mr. Wood, Paul Pry; 5, Mr. Ready, Paul Pry; 6, 7, 8, and 9, Mr. Twitchett, with Puxley's Prince Albert, Paul Pry, Jaques's Gloriana, and Count Paulina; Nos. 10 and 11, not claimed; 12, Mr. Marshall; Hufton's Duke of Wellington. Scarlet Flakes—1 and 2, Mr. Haylock, Addenbrooke's Lydia, and 3, with Stearne's Dr. Barnes; 4, Mr. Wood, Addenbrooke's Lydia; 5 and 6, Mr. Haylock, with Addenbrooke's Lydia and Dr. Barnes; 7, Mr. Wood, Wilson's William the Fourth; 8 and 9, Mr. Twitchett, with Marquis of Granby and Low's Grand Sultan; 10, Mr. Wood, Addenbrooke's Lydia; 11, Mr. Twitchett, Marquis of Granby; 12, Mr. Wood, Wilson's William the Fourth. Purple Flakes—1, Mr. Twitchett, Mansley's Beauty of Woodhouse; 2, Mr. Ready, Lascelles' Queen of Sheba; 3, Mr. Wood, ditto; 4, Mr. Wood, Millwood's Premier; 5, Mr. Green, Queen of Sheba; 6, Mr. Marshall, Headly's Seedling; 7, Mr. Haylock, Queen of Sheba; 8, Mr. Haylock, Hufton's Bellerophon. Rose Flakes—1 and 2, Mr. Haylock, Dalton's Lancashire Lass; 3 and 4, Mr. Wood, Sir George Crewe; 5, Mr. Haylock, Duchess of Devonshire; 6, Mr. Rickard, Lancashire Lass; 7, Mr. Dickerson, Duchess of Devonshire; 8, Mr. Twitchett, Tasker's Princess Royal; 9, Mr. Wood, Yates's Supreme; 10, Mr. Wood, Pullen's Queen of England; 11, Mr. Marshall, Duchess of Devonshire; 12, Mr. Wood, Yates's Supreme. Seedling Carnations—1, Mr. Twitchett, not named; 2 and 3, Mr. Wood, ditto. Picotees.—Mr. Twitchett, premier prize, Sharpe's Elegante. Red (heavy edged)—1, Mr. Haylock, Sharp's Duke of Wellington; 2, Mr. Wood, ditto; 3, Mr. Twitchett, Brinkler's Masterpiece; 4, Mr. Wood, Wood's Marshal Sout; 5, Mr. Ready, Giddens's Sir Robert Peel; 6 and 7, Mr. Haylock, with Sharp's Wellington and Sharp's Hector; 8, Mr. Rickard, Sharp's Wellington; 9, Mr. Ready, Hector; 10, Mr. Haylock, ditto; 11, Mr. Wood, Seedling; 12, Mr. Haylock, Sharp's Wellington. Red (light edged)—1, Mr. Twitchett, Sharp's Gem; 2 and 3, Mr. Rickard, Sharp's Gem; 4, Mr. Wood, Wood's Victoria; 5, Mr. Rickard, Sharp's La Delicate; 6, Mr. Wood, Wood's Lady Paget; 7 and 8, Mr. Dickerson, La Delicate and Sharp's Cleopatra; 9, Mr. J. Taylor, Russell's

Incomparable; 10, Mr. Dickerson, Sharp's Cleopatra; 11, Mr. Twitchett, La Delicate; 12, Mr. Rickard, Sharp's Gem. Purple (heavy edged)—1, Mr. Wood (Seedling), Wood's Princess Alice; 2, Mr. Twitchett, Sharp's Defender; 3, Mr. J. Taylor, Hufton's Drusilla; 4, Mr. Wood, Seedling; 5, Mr. Marshall, Crask's Queen Victoria; 6, Mr. Ready, Drusilla; 7 and 8, Mr. Wood, Seedling; 9, Mr. Green, Drusilla; 10, Mr. Marshall, Queen of England; 11 and 12, Mr. Twitchett, Crask's Victoria and Queen of England. Purple (light edged)—1 and 2, Mr. Twitchett, Sharp's La Elegante; 3, Mr. Ready, Gidden's Vespasian; 4, Mr. Wood, unknown; 5, Mr. Ready, Vespasian; 6, 7, 8, and 9, Mr. Twitchett, with Brinkler's Lady Emily, Brinkler's Lady Chesterfield, and Brinkler's Lady Emily; 10, Mr. Wood, Wood's Lord Hinchinbrooke; 11, Mr. Twitchett, Lady Chesterfield; 12, Mr. Ready, Vespasian. Rose (heavy edged)—Mr. Crisp, five prizes, with Green's Queen Victoria. Rose (light edged)—1 and 2, Mr. Wood, with Gidden's No. 122 and Favourite; 3 and 4, Mr. Twitchett, Brinkler's Beauty of Cranfield; 5, Mr. Twitchett, Purchas's Granta; 6, Mr. Wood, Purchas's Matilda. Yellow Picotees—1, Mr. Wood, Martin's Victoria; 2, Mr. Haylock, ditto; 3, Mr. Marshall, ditto; 4 and 5, Mr. Rickard, Howlett's Paragraph; 6, Mr. Wood, Reine de Français. Seedling Picotees.—1 and 2, Mr. Wood, Wood's Princess Alice. Dahlias grown in a pot.—1, Messrs. Hudson, Argo; 2, Messrs. Hudson, Ruby.

SALT-HILL DAHLIA SHOW.—This exhibition was held on September 22nd, in the grounds of the Slough Nursery. The stands of Dahlias were very numerous, all good, and many of them remarkably fine. The following is a list of the awards:—Class I.—Amateurs—12 Blooms, 19 Exhibitors: 1. — Emmerson, Esq.; 2, Mr. Howard; 3, Mr. Shelton; 4, Mr. Headley. Class II.—Gardeners—12 Blooms, 12 Exhibitors: 1, Mr. Maher; 2, Mr. Turville; 3, Mr. Ford; 4, Mr. Weedon. Class III.—Nurserymen—24 Blooms, 17 Exhibitors: 1, Mr. Brown; 2, Mr. Bragg; 3, Mr. Keynes; 4, Mr. Harrison. Seedlings of 1842.—Four Blooms: 1, Mr. Spary, for Lady Antrobus, white and lavender; 2, Mr. Brown, Lady St. Maur, white tipped; 3, Mr. Brown, Rembrandt, dark; 4, Mr. Turville, Champion of Essex, vivid scarlet. Seedlings of 1843.—One Bloom: 1, Messrs. Heale, Emperor of the Whites; 2, Mr. Proctor, Nonpareil; 3, Mr. Whale, Duchess of St. Albans; 4, Mr. Headley, Meteor. The second competition for the prize of 10*l.*, offered for the best white, was awarded in favour of Mr. Bragg's Antagonist. The names of the flowers in the successful stands, &c., will be given in our next Number, the show taking place too late to insert in our present Magazine. In extent and excellence of specimens those exhibited were much superior to any former show; all the stands were fine and good, but many of them especially so. The exhibitors comprised most of the first-rate growers in this country, whether amateurs, gardeners, or nurserymen.

FLORICULTURAL CALENDAR FOR OCTOBER.

ANNUAL flower seeds, as Clarkia, Collusia, Schizanthuses, Ten-week Stocks, &c., sown soon in pots, and kept in a cool frame or greenhouse, during winter will be suitable for planting out in open borders next April. Such plants bloom early and fine, and their flowering season is generally closing when spring-sown plants are coming into bloom. Many of the hardiest kinds should be sown in the open borders.

Biennials, as Scabions, Sweet Williams, Canterbury Bells, &c., should now be planted where to bloom next season; they do better than when kept till spring.

Cactus.—Plants that have been kept in the open air now put in the stove will soon bloom.

Carnation layers should immediately be potted off if not done before.

China Rose cuttings yet strike very freely.

Calceolaria seed should be sown soon, or be reserved till February.

Cuttings of stove plants, as Vincas, Roellias, Justicias, Clerodendrons, should now be struck; they will make pretty plants for next season; as also sundry greenhouse plants.

DAHLIAS.—Where the laterals or buds are very numerous, they should be thinned out so as to have vigorous blooms. Collect seed of the early-blown flowers. Heap soil round the stem to save the crown from injury by frost.

Mignonette may now be sown in pots to bloom in winter.

Pelargoniums, cuttings of, may now be put off; plants of which will bloom in May. Seeds should be sown as early now as possible.

Pinks, pipings of, if struck, may be taken off and planted in the situations intended for blooming in next season.

Plants of Herbaceous Calceolarias should now be divided, taking off offsets and planting them in small pots.

Verbena Melindris (*chamædrifolia*). Runners of this plant should now be taken off, planting them in small pots half filled with potsherds, and the rest with good loamy soil, then placing them in a shady situation. It should be attended to as early in the month as convenient. When taken into a cool frame or greenhouse for winter protection, much of the success depends on being kept near the glass; or sink a box or two half filled with potsherds, and the other good loamy soil, round the plant, so that the runners, being pegged down to the soil, will soon take root at the joints. When a sufficient number are rooted, separate the stems from the parent plant, and those in the boxes will be well established, and, being removed before frost, are easily preserved in winter, as done with those in pots.

Plants of Chinese Chrysanthemums should be re-potted if necessary; for if done later the blossoms will be small. Use the richest soil.

When Petunias, Heliotropium, Salvias, Pelargoniums, (Geraniums, Mesembryanthemums, Bouviardias,) &c. have been grown in open borders, and it is desirable to have bushy plants for the same purpose the next year, it is now the proper time to take off slips, and insert a number in a pot; afterwards place them in a hotbed frame, or other situation having the command of heat. When struck root, they may be placed in a greenhouse or cool frame to preserve them from frost during winter. When divided and planted out in the ensuing May in open borders of rich soil, the plants will be stocky, and bloom profusely.]

Tigridia javonia roots may generally be taken up about the end of the month.

Lisianthus Russellianus seed sown immediately will produce plants for next year's blooming. It is one of the finest plants grown. It is best treated as a stove biennial.

Plants of Pentstemons should be divided by taking off offsets, or increased by striking slips. They should be struck in heat.

The tops and slips of Pansies should now be cut off, and be inserted under a hand glass, or where they can be shaded a little. They will root very freely, and be good plants for next season.

LONELIAS.—Off-sets should be potted off, so as to have them well rooted before winter.

Greenhouse plants yet out will require to be taken in by the middle of the month; if allowed to remain out much longer, the foliage will often turn brown from the effects of cold air. Where they are in all air should be admitted by day. The plants should not be watered over head at the close of the day. Water the soil too only in the early part of the day, if not so attended to the leaves will be liable to damp off. Loosen the soil at the surface frequently, it contributes much to health.

Seeds of many kinds of flowers will be ripe for gathering this month.

When Lilies, Crown Imperials, Narcissuses, &c., require dividing, take them up now, and replant them immediately.

Hyacinths for forcing, if not already done, should be potted immediately. So of Guernsey Lilies and other bulbs.

See last month's Calendar for Ranunculus beds.





1 *Exibites hirsuta* 2 *Gloxinia Handleyana*

THE
FLORICULTURAL CABINET,

NOVEMBER 1st, 1843.

PART I.

EMBELLISHMENTS.

ARTICLE I.

No. 1. ECHITES HIRSUTA. HAIRY FLOWERED.

APOCYNÆA. PENTANDRIA. MONOGYNIA.

IN our Number for May last, we gave a figure of *Echites splendens*, a splendid flowering hothouse, conservatory, or warm greenhouse climber, and now have the pleasure of figuring its climbing companion, *E. hirsuta*. It was discovered growing on the Organ Mountains of Brazil, by the collector of Messrs. Veitch's of Exeter, with whom it has bloomed, and proves a valuable acquisition to the lovely tribe of climbing plants, deserving a place in every collection.

No. 2. GLOXINIA HANDLEYANIA.

This very neat and handsome flowering variety has been raised, along with other beautifully distinct kinds, by Mr. Handley, gardener to Gill Bridges, Esq., Narborough, near Leicester. It is a hybrid raised from *G. rubra*, impregnated with *G. alba*, and merits a place in every collection. The ease with which *Gloxinias* are grown, the long period of blooming, the profusion of flowers produced when properly managed, and the compactness of growth, combine to render the tribe worthy of every attention.

ARTICLE II.

FLORICULTURAL GLEANINGS.—No. 12.

BIOGRAPHICAL NOTICE OF THE LATE MR. BENJAMIN ELY;
WITH REMARKS UPON SOME OF HIS NEW PICOTEEES.

BY MR. WILLIAM HARRISON, SECRETARY TO THE FELTON FLORISTS' SOCIETY.

FLORICULTURE has been truly said, by a great and good man, to afford some of the greatest charms and purest pleasures of which human life is susceptible. This seems so self-evident, that little need be said to establish the truth of the assertion. We have every-day proofs of the sovereign sway which the beauty of flowers holds over the minds of almost all classes of society, in those hours of tranquil contemplation when the clang and turmoil of business have given up their almost ceaseless reign, or the syren blandishments of pleasure have left their debilitated subjects in a state of apathetic satiety. Even children will be found rambling by the river's brink, in the early return of spring, culling their bouquet of Primroses, while all is music and gladness around them, as if rejoicing in the resuscitation of prostrated nature. The experienced florist may, at the same time, be often found bending over his frames of Auriculas and Polyanthuses, and watching the expansion of every pip, and the prosperity of every new variety, with all the eager anticipation of hope. The student may be often found escaping from his solitary closet, with aching eyes and weary brain, eagerly longing for the same calm and unalloyed enjoyment, as a solace from those hard and dry studies to which his inclination, or his profession, have bound him. The artisan turns from his shop with the same hope, and in the delight afforded by the contemplation of a fine bloom, or the higher feeling excited by discovering a valuable variety in his seedling bed, feels all the delicious charms which success affords to the ardent mind of man. The tradesman, after years of anxious speculation in the varied path of commerce, retires from the bustle of the metropolis, to some quiet suburban villa, and there, among the many gems which the present advanced state of floriculture offers to the inspection of his admiring eyes, frequently exclaims—

“ These are thy glorious works, Parent of good,
Almighty! thine this universal frame
Thus wondrous fair; thyself how wondrous then!”

Such instances of the pleasures afforded by floriculture might be multiplied *ad infinitum*, were it necessary; but it is not. But it does seem necessary, and only common justice, that the names of those florists who have added so much interest to the science of floriculture, by raising so many new and esteemed varieties of florists' flowers, should be rescued from oblivion; and that brief sketches of their lives and success as florists should be furnished by chroniclers in their respective localities, so that the dates of the raising of their best flowers may be preserved and registered in works like the CABINET. One would imagine that brief memoirs of this kind would be a peculiarly interesting feature in such a work, and that they would be read with interest by the great mass of amateurs in the kingdom, who feel pleasure at the success of any man who has the good fortune to add to their stock of floral beauties.

But the life of a florist, like that of an author, is seldom the subject of curiosity, except when something new and valuable emanates from him and attracts public attention. As some new and interesting literary production brings the latter into greater notice before the public, so the production of a new flower that eclipses the most of its contemporaries brings the raiser into floral fame, and gains for him

“A local habitation and a name,”

which he would otherwise never have acquired. Who does not recollect the—I may almost say—sensation caused by the appearance of Fanny Kemble (Tulip)? Who can forget what an acquisition Cox's Yellow Defiance was considered to the Dahlia grower? Who has forgot the pleasure he felt when he bloomed the first pod of his first plant of Ely's Doctor Horner? Whoever saw a bloom of Dickson's Duke of Devonshire without glorying in Mr. D.'s success? Who was not glad at the appearance of Twitchett's Don John and Headley's Sarah? But I must stop, or I shall run over a list of all the modern stars in the floral firmament; and will only add that they who did rejoice in beholding those floral acquisitions, and in the success of their raisers, must have been narrow-minded and locally selfish in the extreme; and I shall now proceed to detail a few particulars respecting the life of the late Mr. Benjamin Ely, who has undoubtedly been one of the most successful of the northern florists.

Benjamin Ely, whose name is so well known to the admirers of the Carnation and Picotee, was born at Rhode's Green, in the parish

of Rothwell, near Leeds, on the 12th of January, 1779. Being of humble parents, and the state of education in the country being then very low, it is not to be wondered at that the education he received was very limited. He was in early life bound apprentice to a blacksmith;—an occupation certainly not the most favourable for the development of the human mind. From his childhood he betrayed a fondness for the beauties of nature, and this naturally led him to acquire a taste for the charms of gardening, which he continued to retain till the day of his death. The first commencement of his growing Carnations was in the year 1803, and from this time he continued to add to his stock such flowers as came under his observation, and were the reigning favourites in these days; till, in 1811, he succeeded in blooming a few seedlings, amongst which was a scarlet flake, which he sold to Mr. Wood, of Bradford, for the sum of 30s., and which was named by Mr. Wood the Blazing Comet. This flower may be fairly denominated the alpha of Mr. Ely's success, and was a successful flower in its day. In 1815 he succeeded in raising a purple flake, which he also sold to Mr. Wood, and for which he received the sum of 20*l.* This flower is grown to the present day, under the name of Wood's Commander-in-Chief, and although it is inferior to many now in existence, a good bloom of it occasionally wins yet at an exhibition. In 1819 he raised a great quantity, both of Carnations and Picotees, and sold the best of them to Mr. Wood, for the sum of 50*l.*: this was the last wholesale purchase Mr. Wood made from him, as he now resolved to send his new flowers out himself.

During this period Mr. Ely carried on the business of a master blacksmith, at Carlton, where he resided for a period of twenty years, greatly esteemed by his neighbours and acquaintances for the honesty and integrity of his business transactions, and for the industry and sobriety of his personal conduct. Here he became the father of a numerous family, having no fewer than twelve children, nine sons and three daughters, to the oldest of whom he gave a good plain education. It does not appear, however, that the tastes and inclinations of his older children had been similar to those of their parent, as it was only from his seventh son, who was named after himself, that he derived any assistance in his floricultural operations. This son was bound apprentice to his father as a smith, in 1824, and was encou-

raged to persevere with his father in their floral labours, by the present of a few pots of Carnations, which he grew with success, and from which the Mayor of Ripon (scarlet bizarre), and several others, made their appearance, and were considered fine at that time.

Mr. Ely's stock of flowers had now become so extensive, and his fame as a successful raiser of Carnations and Picotees so spread abroad, that he became anxious for more garden ground, his space at Carlton being very limited; and, in 1826, he purchased a piece of ground at Rothwell Haigh, on which he erected himself a house and shop. In 1827 he resolved to remove to his own premises, and, consequently, in that year we find that he removed away with all his family from Carlton, where he had spent so many years of comfort and happiness, and for two years more carried on the smith business, along with that of a public florist; but as the latter continued to increase upon him, he found the two trades totally incompatible with each other, and that he would be obliged to give up one of them. Being passionately fond of the Carnation, it is not to be wondered at that he at length resolved to resign the smith business altogether, and to rely on the culture of florists' flowers alone as the means of his future support. From this time, therefore, we find that Mr. Ely launched his bark on the sea of life as a public florist.

About this period Mr. Ely was very anxious to improve the mental acquirements of the younger branches of his family and to extend their education; but his means being somewhat limited, and his finances nearly absorbed by his recent purchase at Rothwell Haigh, he was not able to do without the assistance of his son, and it appears that in this respect he had not been able to gratify his wishes.

From this time till the day of his death scarcely a single season passed over Mr. Ely's head without producing something new and worthy of circulation from his seedling beds; but it was reserved for the auspicious season of 1838 to bring to light that grand acquisition, Ely's Doctor Horner, a plate of which appeared in the CABINET of March, 1839, and which may be safely pronounced to be the fac simile of a perfect Picotee, and which received the following notice from the editor at the same time:—"We now state that this unrivalled and noble flower was raised by Mr. Ely, the celebrated Carnation grower, of Rothwell Haigh, near Leeds. It was sent out by him last year, in a limited number, at 7s. 6d. per pair (its present

price), and has been the wonder and admiration of all who have seen it. Its peculiar excellence consists in its extraordinary size, its bold broad well-rounded petal of remarkably strong fleshy substance, which causes the flower to remain an unwonted time in bloom; the ground colour is a pure ivory white, free from specks or stains; the edging is of the richest purple, clear, distinct, and free from all tendency to striping; the flower is high and well crowned, and filled in the centre with its fine imbricating petals. It is altogether infinitely superior to every other Picotee in cultivation, and must be in all valuable collections. This flower is named in honour of Dr. Horner, an highly esteemed and talented physician at Hull, who has greatly favoured the promotion of horticultural pursuits." This is a very favourable notice, but the success which has attended the introduction of this Picotee into all localities where there is heavy competition fully attests the truth of the description, and proves it to be a first-rate flower, and highly creditable to the raiser. Ely's Mrs. Horner, a very beautiful scarlet-edged Picotee, came out about the same time, and has already been favourably noticed in this work, and is still held in the highest estimation by the competing amateur.

In 1840 Mr. Ely sent out his Grace Darling and Mrs. Hemmingway, along with Mrs. Bentley, Lady Howdon, and Bishop of York; the two first we have grown with unmingled gratification and already noticed in a former number of the CABINET, the three last-mentioned we have not seen.

In the autumn of 1842 Mr. Ely sent out his George Lane Fox, Mrs. Bossville, Mrs. Meynell, Emperor, Empress, Mrs. Ramsden, Field Marshal, Great Western, &c., and these were the last which the worthy gentleman lived to circulate in the floral world. Through life he had been blessed with uninterrupted good health, scarcely ever being troubled with anything more serious than a day's cold, which rarely prevented him from pursuing his occupation; but within the last twelve months he had been frequently ailing, and he expired on the 26th of March, 1843, at Rothwell Haigh, in the sixty-fifth year of his age, deeply regretted by his numerous relatives, and highly esteemed through life by his acquaintance, and the numerous customers with whom he had transacted business in the floral world.

Through life Mr. Ely was distinguished for his integrity and

industry as a tradesman, and for the strictest sobriety in his social intercourse with society; and may be said to have left behind him a name without a blemish. His character would induce one to suppose that he had taken for his motto the Latin proverb—

“Fama semper viret.”

Peace to the ashes of the veteran florist! He now “rests from his labours,” and has reached

“That undiscover’d country, from whose bourne
No traveller returns;”

leaving behind him a name which will long survive in the history of Floriculture, and be thought of with the greatest respect by the English florist.

It has not been thought necessary in the foregoing remarks, to mention the many Carnations sent out by Mr. Ely in late years, as a mere recapitulation of their merits would have extended this article to too great a length. Several of them have already been favourably noticed in this work, and others of them may, perhaps, form the subject of some future descriptive paper.

The following remarks on the new Picotees will be found to be very correct, as they were taken down last month with every care, when the plants were in full bloom.

ELY’S FIELD MARSHAL (heavy edged purple.)

Ely’s Field Marshal is unquestionably one of the finest purple edged picotees in cultivation, and is worthy of introduction into the choicest collection. The petals are finely formed, and of the most brilliant glittering whiteness, and the edging perfectly confined to the margin of the petals, without so much as one pencil mark in the whole bloom. A fanciful writer would say that the hand of Nature’s artist was improving, and growing steadier, as the burden of advancing years increased upon him; for certainly the marking of this lovely addition to our collections is faultless. The pod is long and finely formed, and not so liable to burst as that of Ely’s Dr. Horner, and the petals not so inclined to be doubled and crumpled in the bloom as those of the Doctor sometimes happen to come. It is a strong and vigorous grower, getting as strong and tall as the Doctor, but I think it will turn out a greater favourite than even that valued flower, being more easily bloomed and dressed, more pure in the

centre of the petals, and not inferior in any one point; and no doubt the demand for it after this season will be very great. It ought to be introduced immediately into every collection. It was universally admired at the Morpeth exhibition on the 2nd of September, where it received a prize, and, at the Felton exhibition on the 4th, it carried off both the first and second prizes.

ELY'S EMPEROR (heavy edged red.)

The Emperor is another valuable addition to our collections, and is decidedly the best heavy edged red Picotee that has yet appeared in the north of England, being much larger and purer than Alcides, Aspasia, Red Gauntlet, &c. It possesses a good long pod, not liable, apparently, to bursting, the petals of a good size and finely formed, the edging a fine heavy red on a beautiful white ground, and the centre of the petals perfectly pure, except two or three slight touches on the guard leaves. It is a much larger and stronger grower than Mrs. Horner, noticed two years ago, and will, I think, surpass that variety, the edge of the Emperor being heavier and more striking. It is well worthy of the attention of the competing florist.

ELY'S EMPRESS (light edged purple.)

The Empress is a very delicate light edged purple Picotee. In substance it is much the same as Mrs. Horner, the pod very similar and not liable to bursting, the white beautiful and not sullied by a single mark, and the edge light and of a rosy purple. The two blooms before me are on a weak split stem, and I have no doubt that it may get much larger on a more healthy plant, but such it has bloomed with me. It seems a very delicate and desirable variety of the light edged class.

ELY'S GREAT WESTERN (heavy edged purple.)

The Great Western is another magnificent variety of the heavy purple edged class. It gets to a very superior size, the first bloom being generally above three inches in diameter, and the pod long and not liable to bursting. The edge of this variety is like that of the Field Marshal, almost entirely confined to the margin of the petals, which gives those varieties a much more delicate and attractive appearance than those that are so much inclined to stripe in the centre of the petals. This variety should, also, be added to every collection.

ELY'S GEORGE LANE FOX (light edged red.)

This is another fine variety with rather a light edge of scarlet. It possesses a fine long strong pod, not inclined to burst, petals well formed, and the lace quite confined to the margin. It is a desirable variety of the light edged red class,

ELY'S MRS. BOSVILLE (light edged red.)

This is another light edged red, and all that has been said of the last named variety, may, with equal truth be said of this. It possesses a fine long pod something like that of Mrs. Horner, but the lace is more delicate and more confined to the margin than even in that esteemed variety, and when more known, will no doubt be highly esteemed by the critical part of the floral world.

ELY'S MARCHIONESS OF WATERFORD (rose.)

The Marchioness of Waterford is a very delicate rose Picotee. It gets to an excellent size, but its lace extends considerably down the middle of the petals, a fault, which I for one would like to see all new varieties totally destitute of. It gets to an excellent size, but seems rather flat, being deficient in central petals to form a semi-circular crown.

ELY'S FAVOURITE (light purple edge.)

Ely's Favourite is another fine light edged variety only coming out this autumn. It, too, possesses a fine pod, well formed petals, a rosy purple edge, quite confined to the margin, and the ground a fine brilliant white. Having only seen a single bloom of this variety, I can only say that it seems as desirable as any of the foregoing.

ELY'S MRS. MEYNELL (heavy edged red.)

This is another very beautiful heavy edged, scarlet Picotee, but unfortunately my plant is not very healthy, and, consequently, it is probable that I do not see it in its best state. The flower is of the middle size, the petals most beautifully rounded, the pod long, and not in the least inclined to burst, and the petals totally free from central pencillings. Its only fault is that it is rather deficient in central petals, the blooms being beautiful but flat.

ELY'S MRS. RAMSDEN (light edged purple.)

Ely's Mrs. Ramsden is another very desirable and delicate Picotee, of the light edged purple class. My plant of this variety has not been very vigorous, and was rather late in getting into bloom, but it seems about two and a half inches in diameter, the petals well formed, the lacing slight and of a rosy purple, the white pure and fine, and entirely free from all markings, there being not a single speck in either the first or second flowers, which is all I have seen of this variety. It seems every way desirable for the competing florist.

FORSYTH'S FAERIE QUEEN (yellow.)

This seedling was raised by Mr. Forsyth, gardener to A. J. Baker Cresswell, Esq., M. P., of Cresswell, and took the seedling prize at Felton on the 4th September. There is something very delicate and beautiful about this variety, the ground being a good yellow, and the edging light and of a beautiful pink colour, but unfortunately it extends a good way down the middle of the petals, a blemish which the severe judgment of modern florists can scarcely pass over at the present day. To those who can overlook this and who are fond of yellow grounds, it will be a delicate and desirable variety.

BURN'S ST. CUTHBERT (yellow.)

This is another seedling raised by Mr. Burn, the raiser of Lady Prudhoe, (noticed last autumn). There is something exceedingly grand about this Picotee, the size being tremendous, the yellow very rich and the edging a pale purple, made up of pencillings almost confined to the margin of the petals. But unfortunately the petals are rather serrated and the pod almost globular, so that it is almost impossible to bloom the first pod without bursting; at least not without as much trouble as is required by Fanny Kemble. This added to its serrated edge makes it only valuable as a border or parterre flower, and for this it is exceedingly beautiful.

Felton Bridge End, October 4th, 1843.

ARTICLE III.

REMARKS ON THE TREATMENT OF PLANTS WHEN GROWN IN DWELLING-ROOMS.

BY A SUBSCRIBER, HALIFAX, YORKSHIRE.

HAVING observed in your FLORICULTURAL CABINET for July last, a communication from Scotus of Glasgow, upon blooming plants in sitting-rooms, I beg to observe, that, like him, being an amateur, and passionately fond of Flora's beauties, and having neither greenhouse or garden, I am constrained both to grow and bloom my plants in my dwelling-house, and which, I assure the readers of the CABINET, I do with considerable success. I have now (September 28) in my parlour window, which faces the east, several plants in full bloom, particularly *Fuchsia racemiflora*, *Chandlerii*, and *tricolor*, also *Cyclamen Europæa*, and *odorata*, and four *Camellia* plants in bud, one or two of which I expect to be in full bloom in the course of another month. I have also grown with equal success *Gloxinias*, *Lilium eximeum*, *longiflorum*, *Tigridia pavonia*, *Acacia armata*, *Geraniums* of different sorts,—in short, during this season my window has presented a complete mass of bloom, and been the admiration of all who have passed. I may also observe, that I have grown and bloomed several plants of the *Epacris* tribe, and amongst others *Epacris grandiflora*, which was a most splendid object, and I have now an *Epacris* (of which I have not got the name, but which bears small white bell-shaped flowers,) [probably *Campanulata alba*—CONDUCTOR] in bud, and will flower in the course of the succeeding January. Last summer I succeeded in blooming *Fuchsia corymbiflora* (from a young plant) before it had attained three feet in height; I mention this, from having seen plants in large pots growing to the height of six or seven feet without ever having shown any disposition to bloom. The plan I adopt is to use a rich soil, and confine the roots in a small pot, which will cause the plant to bloom much sooner. In order to grow plants and bloom them in a dwelling-house, it is necessary to pay every attention in watering regularly with water of the *same temperature* as the room in which the plants are, as by using it *cold* from the well or tap it very often gives a check from which the plants do not soon recover, never to overdo the thing, and always taking care to water in at the pot top. Another requisite is to pot the plants whenever they stand in need, and that in soil or compost suited to the

nature of the plant, taking care at all times, when the weather is congenial, to give a moderate supply of air, and to keep the plants as free from dust as possible, which may be done by occasionally syringing, particularly when the plants are in a healthy growing state in spring and summer, and also by syringing the leaves of Camellias, and plants of a similar class.

The reader will no doubt smile when I state, that so enthusiastically fond am I of plants, that I have generally from seventy to eighty of one sort or another,—some in the parlour, some in the kitchen, and others up-stairs, so that when one goes out of bloom I take it away and bring another in its place from my *reserve* up-stairs or in the kitchen.

Having lately seen in this Magazine charcoal recommended as a medium in which to strike cuttings, I have had a zinc pan made, about two feet in circumference, with a false bottom pierced with holes, upon which I place the pounded charcoal, and underneath there is a place for hot water with two tubes, through one of which hot water is poured in, and which will keep hot for a considerable time, and when cold, the other serves to draw it out; but the best plan would be to have a small spirit lamp underneath, which would diffuse a genial warmth by causing the steam to percolate through the charcoal, and which, I think, could not fail of success,—indeed, I have failed in very few instances, either with cuttings or seeds, and have at present cuttings of *Cobœa scandens* which I believe are rooted.

I find I am lengthening this communication too much for your pages, and merely observe, in conclusion, that in potting I use the soil quite rough and unbroken, mixing a few small stones along with it. Should these rambling remarks prove acceptable, I shall perhaps trouble you with some further remarks at a future period.

[We shall be glad to receive further communication.—CONDUCTOR.]

ARTICLE IV.

REMARKS ON DESIRABLE VARIETIES OF HEARTSEASE.

BY THE SECRETARY OF THE BOXLEY, IN KENT, HEARTSEASE FLORAL SOCIETY.

BEING an admirer of this interesting flower, I am willing to use all the means in my power to improve upon what we already have.

That the flower should be circular, flat, thick-velvety, and smooth-edged, I think no one will dispute; but colour is a matter of fancy, and I fancy a very dark or black, a deep purple, a rich crimson, a brilliant yellow, an exquisite sky blue, a pure and stainless white, and dazzling scarlet. I consider that a bed of Pansies possessing such forms and colours would be one of the most delightful of herbaceous elegance. I also consider that the scarlet would be the most excellent novelty. But it appears to me that there is a desirable variation in the arrangement of colour, if I may be allowed to dictate to Nature, in the painting, I should like to see the following description of varieties, and by a due attention to admixture of the finest sorts only, as well as in colours, I believe they may be produced, and I respectfully invite the co-operation of Heartsease growers thereto.

A pure white or yellow ground, with a solid black, purple, crimson, blue, or scarlet centre or eye, and edged all round each petal with any of these colours, either feathered or a clear belt.

A pure white or yellow, with clear and regular stripes across each petal of black, purple, crimson, blue, or scarlet.

A black, purple, crimson, yellow, sky-blue, or scarlet, edged all round each petal with a clear belt of white or yellow.

Dividing them into the following classes:—

Plain or self.	Margin-feather.
Margin-belt.	Simple flake.
Compound flake.	

ARTICLE V.

ON GROWING HEATHS,

BY A NOBLEMAN'S FLOWER GARDENER.

IN potting, let the centre of the ball or collar of the plant be placed, so that it be in a thirty-two sized pot, two inches higher than the rim, in a large pot three inches, so that they be what is called, potted high.

Let the plants be potted when they want it, whatever period of the year it may be, as they do not all make their growth at one time.

Have coarse sweet soil from a common where Heath grows, it will be found a loose decayed vegetable earth, gritty, sandy, or stony.

Have the top spit, don't sift it, use it when chopped well, and in a rough state, and plenty of uneven stones, rough flints, or pebbles in it. So they are grown naturally, and so should they be treated elsewhere. To these have a few pieces of coarse charcoal. Have a good drainage, to prevent the plants being soddened with water. Broken pots, heath, turf, and pieces of coarse charcoal, form a proper drainage, having two inches deep, or more, of it.

Take care to allow abundance of air at all times, it can be done safely, both night and day. Some of the best houses I ever saw Heaths grown in, had air admitted as low as the pots stood on a bed in the middle of the house. The roof was double and low, so that air was admitted on both sides and a current went through, which tended to keep the plants dwarf. Give a good syringing over head often of a fine morning; this is essential to health; this will not cause mildew; only pot, have air, &c., as above, and no mildew will affect the plants. Poor soil, drought at bottom, and damp at the top will produce it. Where it does exist, common sulphur dusted under and over the plant, will eradicate it, only don't allow the house in which the plants are in to be closed when much heated, or the vapour from sulphur would impregnate the air and injure the plants. Give plenty of air and no harm will ensue.

The house in which they grow must be kept clean. Heaths in their native habits have purity of light and air, so should be the case in the house if health is concerned. In winter, as little fire heat as possible should be used, only just enough to keep frost out. Let the water given be pure and soft.

The above general directions were, what I learned with the best Heath grower I ever saw. All who pursue the same method will realise success the most desirable.

August 10th, 1843.

PART II.

LIST OF NEW AND RARE PLANTS.

LEIANTHUS NIGRESCENS. Black-flowered. (Bot. Mag. 4043.) *Gentianæ*. Pentandria Monogynia. A native of Mexico, seeds having been sent to the Royal Gardens at Kew; the plant has bloomed there. It is a greenhouse biennial, producing an upright stem, scarcely branched for about a foot and a half, but towards the end of summer it pushes forth several shoots, which terminate on a large much branched panicle two to three feet high, and half a yard

broad. The flowers are drooping, after the manner of the *Fuchsia*, each blossom being about an inch and a half long. Corolla, a deep purplish-black, tube widening to the top, then having a five-parted limb, which recurve. The plant at Kew has now been in profuse bloom for four months. Dr. Hooker observes, "I scarcely know a more interesting plant that has for many years been introduced to our collections, even in this age of novelties." It deserves a place in every greenhouse. It produces seed, and strikes readily from cuttings.

GARDENIA SHERBOURNIÆ. Mrs. Sherbourne's *Gardenia*. (Bot. Mag. 4044.) Rubiaceæ. Pentandria Monogynia. A native of Sierra Leone, and has been introduced into this country by Mrs. Sherbourne, of Hurst House, Prescott, Lancashire, where, in the very superb collection of stove plants, it has bloomed. It is a climbing branching plant, having a fine foliage, each leaf being about four inches long, and near three broad. The flowers are produced singly at the axils of the leaves. Each blossom is between funnel and bell-shaped, the limb having five rounded spreading lobes, white outside, and a deep blood colour within. It is a valuable acquisition to the lovely tribe of stove, conservatory, or warm greenhouse climbers.

COLUMNÆA SCHIEDEANA. Mr. Schiede's *Columnæa*. (Bot. Mag. 4045.) Gesneriaceæ, Didynamia Angiospermia. Mr. Schiede discovered it growing on old trees, near Misantla, in Mexico. It is an *epiphyte* in its native woods, but grown in our stoves it thrives well in a pot of common mould, and blooms most profusely. Each corolla is about three inches long, orange yellow, streaked and spotted with dull red. The calyx is red, large, five-parted, and in contrast with the corolla is striking and showy. The stems grow to about a yard high. It deserves a place in every stove, or warm greenhouse.

HYPOCYRTA STRIGILLOSA. Rough-leaved. (Bot. Mag. 4047.) Gesneriaceæ. Didynamia Angiospermia. A native of the Organ Mountains of Brazil, where it was discovered by Messrs. Veitch's collector, and has bloomed in the stove in their establishment, at Exeter. The stems are somewhat succulent, in the way of some of the *Gesnerias*. The flowers are produced solitary, from the axils of the leaves. Each blossom is about an inch long, tubular, the upper half beneath singularly swollen, with a projecting inflation, rich red, with a small part towards the end of the tube yellow. It is a neat flowering plant.

GLOXINIA DIGITALIFLORA. Foxglove flowered. (Pax. Mag. Bot.) Gesneriaceæ. Didynamia Angiospermia. From Mexico, or South American origin, and has bloomed in the collection of Mr. Knight, King's Road, Chelsea. It is of the habits of the usual kinds. The inside of the tube is white, the outside pale rose. The five-parted limb a purple crimson. It is a very pretty addition to this handsome genus. Each blossom is about three inches long, and an inch and a half across the mouth.

ROSA HARDII. Mr. Hardy's Rose. (Pax. Mag. Bot.) Roseaceæ. Icosandria Polygynia. A hybrid raised by Mr. Hardy, gardener at the Luxembourg Gardens, Paris. Each flower is single, about two inches and a half across, of a deep yellow colour, having a rich brownish-red blotch at the base of each petal, similar to the *Gum Cistus*. It is rather of a delicate growth, but thrives best in heath-mould, of an open fibrous texture, well drained. It is quite hardy, and well worth a place at the front of a rose-bed, or border.

ANTIRRHINUM MAJUS: VAR. QUADRICOLOUR. Four-coloured flowered Snapdragon. (Pax. Mag. Bot.) A pretty hybrid Snapdragon, in the collection of Mr. Low, of Clapton Nursery. It is of the large flowered kind, and each blossom is of four colours, viz., orange, yellow, purple and crimson. Like the other new hybrids, it is an ornamental plant for the flower border.

NEW AND RARE PLANTS SEEN IN NURSERIES, &c.

HOVEA SPLENDENS. A native of the Swan River Colony, and raised from seed by Mr. Knight, nurseryman, King's Road, Chelsea. It is not quite so diffuse on its growth as *H. Celsii*, but has somewhat of its habit. The leaves are of a darker green and terminated by a long point, which is not the case with

the leaves of *H. Celsii*. The flowers are of the richest intense blue, and renders the plant one of the most charming greenhouse plants grown, and deserves a place in every greenhouse.

HOVEA. (*Novæ species*.) Another new species raised by Mr. Knight. The leaves are long, narrow, strap-shaped, and pointed, somewhat like *H. pungens*. The flowers are rather lighter coloured than those of *H. pungens* and a little less. It is a very pretty and interesting plant.

BRACHYSEMA BRACTEATA. The foliage is long, lanceolate, and the plant is of an erect and stiff habit, shrubby and not climbing. The flowers are of a deep rich crimson, and renders the plant a very ornamental and striking object. It has bloomed in the collection of Messrs. Hendersons', Pine Apple Nursery, Edgware Road, London.

BEGONIA HYDROCOTYLIFOLIA. The leaves rise about three inches high, and the flower stems from six to eight. The blossoms are of a delicate pink colour, and in elegant panicles. We saw it in the collection at Kew, and enumerated it in the list we gave of the kinds grown there in our number for March last.

DOUCKLAERIA DIVERSIFOLIA. A neat little hothouse, very branching shrubby plant, growing about eight inches high. The leaves are green on the upper side and of crimson red beneath. The flowers are of a pale blue, and the plant is literally covered with them. It has bloomed at Messrs. Youngs', of Epsom Nursery.

CAMPANULA PUNCTATA. This is a very showy and handsome species. The flowers are in form, and nearly the size too, of the common Canterbury Bell, of a light cream colour, spotted inside with dark. We saw it in the collection of Messrs. Hendersons hardy herbaceous plants.

DIGITALIS MINOR. A pretty flowering species growing a foot high; the flowers are blush, spotted inside with dark. An interesting addition to the border flowers. It is in the collection of Mr. Henderson.

BIGNONIA FREEMANNIA. The leaves and stems are hairy. The foliage is very fine, pinnate, serrated, twelve on a footstalk. It is from the Gold Coast, and sent to Messrs. Loddiges's, of Hackney. It has not yet bloomed in this country, but is a noble looking plant.

BEGONIA PRESERIANA. A pretty species of this interesting tribe; the leaves are about nine inches long, of a shining green, the edges being hairy. The flowers are of a French lilac colour, in fine panicles. At Messrs. Loddiges's.

NORUNTI BRAZILIENSIS. The foliage is fine, very similar to the *Rhododendron Catawbiense*. The plant is a climber apparently. It has not yet bloomed with Messrs. Loddiges's.

BIGNONIA LAURIFOLIA. A fine looking plant, its laurel-like foliage, of a bright shining green, being handsome. It has not bloomed at Messrs. Loddiges's.

FRANCISCA VILLOSA. The plant has much the appearance of *Sollya heterophylla*, with a broader leaf. It is a climbing plant. Not yet bloomed with Messrs. Loddiges's.

GARDENIA AMÆNA. A very neat bushy plant with small leaves. Not yet bloomed with Messrs. Loddiges's.

IXORA ALBA. The foliage is very fine, like a thick-leaved *Rhododendron*. The flowers, it is said, are of a pure white, and is a very valuable addition to this fine flowering genus, making a beautiful contrast with the scarlet and orange coloured kinds.

IXORA TWEEDIA. The foliage is of the middle size, a leaf being about two inches long. It forms a very neat dwarf bush. Neither of the above were in bloom, and, we understood, had not yet flowered with Messrs. Loddiges's.

ECHITES GIBSONI. The foliage has much the appearance of the well-known old stove plant *Jasminium Sambac*. It is stated "that it is a very fine species" of this interesting genus. At Messrs. Loddiges's.

IXORA SESSILIS. The foliage is of the middle size, waved. It forms a neat bush. Not yet bloomed at Messrs. Loddiges's.

CLERODENDRON AUGUSTIFOLIUM. A singularly pretty shrubby plant. Each leaf is about an eighth of an inch broad and two inches long. It has not bloomed with Messrs. Loddiges's.

BRUNSFELSIA VIOLACEA. The plant has a noble appearance, the leaves are eight inches long and four broad. We were informed the flowers are said to be very beautiful, but it has not yet bloomed at Messrs. Loddiges's.

EPACRIS CORUSCANS. A very pretty flowering species, in bloom at Messrs. Low's Nursery, Upper Clapton. The tube is near an inch long, of a beautiful carmine-pink, with the end white. It deserves a place in every greenhouse.

STATICE PLATYPHYLLA. At Mr. Low's. It is the finest of the tribe we have yet seen. The flowers are produced in large panicles, and each blossom is three times the size of any other bloomed in this country.

PART III.

MISCELLANEOUS INTELLIGENCE.

QUERIES.

ON STAGE TULIPS.—It would oblige several old southern Tulip growers, if, in your next number of the *CABINET*, you would be so kind as to explain what Mr. Slater, in his descriptive catalogue of Tulips, means by the term "a good or fine stage flower." Perhaps Mr. S. may laugh at our ignorance; had it been applied to an *Auricula*, *Carnation*, &c., we should have understood it, but never having seen Tulips grown in pots, or in any way by which they could be removed to a stage during the blooming season, we are quite at a loss to know what he means.

October 3, 1843.

KENT.

[There are many Tulips grown whose flowers are ornamental, but which do not possess acceptable properties for exhibiting at a show in competition with others, and we doubt not but Mr. Slater means the flowers deemed fit to compete with those usually placed on a stage. It has no reference to mode of growing, as the flowers exhibited are always cut specimens.—CONDUCTOR.]

ON THE IMPREGNATION OF PELARGONIUMS.—Having tried the experiment of impregnating *Pelargoniums* according to the method laid down in the *FLORICULTURAL CABINET* for the month of August last, I am glad to say I have been (in a limited measure) successful in obtaining seeds from a few plants out of the many which were acted upon, although the flowers of the respective plants were all in the same state of expansion, that is to say, full bloom; the anthers of all were alike full of ripe farina, and the stigma of every one of them presented a cloven or horn-like appearance, which I conceived to be in a proper state, between which the impregnating dust was freely deposited, and the anthers used for impregnating every single flower were six in number. Now an old subscriber and a constant reader of the *CABINET* wishes to be informed how this difference is to be accounted for, that some *Pelargoniums* can be impregnated and others not. I shall feel obliged by being informed how those can be distinguished which cannot be fructified, so that a useless application of the farina obtained from choice flowers may not be applied in vain.

NONUS FILIUS.

ON A LIST OF SIX OF THE BEST ROSES IN EACH CLASS.—The season now approaching for planting Roses, a New Subscriber will be much obliged by a list of six of the best in each class being given in the October or November Number of the CABINET.

[Mr. Rivers has given us the following list.—CONDUCTOR.]

PROVENCE ROSES.—The prominent character of which is large pendulous flowers, very fragrant:—

- De Nancy, brilliant rose, large.
- Duc de Choiseul Ponctue, bright Rose, mottled, beautiful.
- Superb striped Unique, white striped with pink.
- Spotted, carmine, spotted white, beautiful.
- Rachel, rose, very large and perfect.
- Triomphe d'Abbeville, light vivid crimson.

MOSS ROSES:—

- Blush, very fine and distinct.
- Celina, brilliant crimson, shining leaves, large, superb.
- Eclatante, brilliant rose, very robust.
- French Crimson, bright rose, double and distinct.
- Malvina, lilac rose, fine and distinct.
- Unique de Provence, pure white, blooming in large clusters.

FRENCH ROSES:—

- Aurelie Lamare, bright rose perfect.
- Boula de Nanteuil, crimson-purple, very large, superb.
- Columella, deep rose, margined blush, beautiful.
- Grandissima, brilliant, crimson, superb.
- Kean, scarlet, perfect, splendid.
- Oracle du Siede, crimson, superb.

FRENCH ROSES, FLOWERS VARIEGATED:—

- Fornarina, deep rose marbled with white.
- Modeste Guerin, bright rose mottled with white, superb.
- New Village Maid, red striped with pure white.
- Ceillets Parfait, nearly white, finely striped with rose and bright red, beautiful.
- Superb Marbled, violet-purple, marbled, variable.
- Tricolor d'Orleans, red, white stripes.

HYBRID PROVENCE ROSES:—

- Blanche Fleur, French white, perfect, beautiful.
- Emerance, pale lemon, perfect.
- Enchanteresse, deep rose, perfect, superb.
- Laura, rosy-blush, perfect, superb.
- La Volupte, deep rose, perfect, superb.
- La Ville de Londres, bright rose, large, perfect.

HYBRID CHINA ROSES:—

- Charles Foucquier, cherry-red, superb.
- Chenedole, light vivid crimson, large, very beautiful.
- Countess de Lacepede, silvery pale blush, perfect, superb.
- Decandolle, brilliant crimson, scarlet, superb.
- Hypocrate, brilliant rose, perfect.
- Triomphe de Laqueue, lilac rose with red centre, perfect, beautiful.

(To be continued.)

ON ERICARIDIUM GRANDIFLORUM.—I saw the other day, in a botanic garden, a fine specimen of a plant to me quite new, but apparently hardy, and much resembling the Clarkie pulchella. The name on the label was "Ericharium grandiflorum." Can any of your correspondents tell me its place in the natural system of botany, country, date of introduction, whether an annual or perennial, and general culture—in a word, "all about it."

GLADIOLUS.

ON THE BEST FUCHSIAS.—Before the season passes over for purchasing Fuchsias, I should be glad if some one of your numerous readers would give the names of a dozen of the best varieties that will answer to the following properties, which I believe is the criterion of a good Fuchsia. The flower, of whatever colour, should be clear and distinct, with the corolla and sepals of a different shade, which latter with the tube should be of good substance throughout, sepals long, expanding freely, so as to expose the corolla, the petals of which ought to be round, with the pistil and stamens long.

Cornwall.

C. W. F.

ON ERYTHROLENA CONSPICUA.—In consequence of seeing three articles in your valuable Magazine upon the subject of the *Erythrolena conspicua*, I last spring year procured some seed, and raised several plants in a hot-bed, which (after following the usual routine) I planted out where they were finally to remain in the autumn. During the winter I lost most of them, more, I believe, from the ravages of slugs than from the cold; three, however, remained, and have grown up tall, about four feet high, and have blossomed, and are now in blossom; but in this I am much disappointed, and wish to know whether the cause of it rests with the plant or season. In the first instance the plant, evidently of the thistle tribe, grew with a long stem and few alternate leaves, and had to be supported with a stake, which, with the scanty foliage, gives a stiff and formal appearance. Secondly, the blossom, which resembles the thistles, never expands. After having first thrown forth an imbricated green calyx, with scarlet closed petals, from the mouth of this proceeds what I believe in synganecious plants are called florets; but they have never expanded, and, though each plant has half a dozen or more flowers, I must say they have very little beauty. Will you have the kindness to let me know if the flowers never expand more than this. I should mention the flowers all die away after having made this progress. I also wish to know whether the plant is now to be thrown away, or whether it may bloom another year.

Your three correspondents, B., Liverpool, page 193, vol. iii., Scarlet Thistle, p. 29, vol. v., and Mr. Joseph Plant, Cheadle, Staffordshire, all speak of it as a plant well worth cultivation; but in my own case, except that the flowers are a fine scarlet, I think a common thistle far handsomer. I also observe Mr. Plant talks of a profusion of yellow blossoms, which disagrees from your other two correspondents and my own experience. I should feel much obliged if you would invite one of your correspondents to renew the subject. There was no seed of the *Erythrolena conspicua* to be obtained from the London seedsmen this spring.

Herts.

H. M.

P.S. The plant is grown in rich garden soil.

ON CLOSELY-GLAZED CASES IN WHICH TO GROW PLANTS.—It would greatly oblige me and many more of your readers of the CABINET if we were informed of the shape that the cases of Mr. Ward's are; or, perhaps, Mr. Clericus would not think it a trouble to do so, as he has seen so many, and has promised to give us some further account of them. I should like to know the depth of the soil in the bottom, and whether the case is made of wood or not, and the shape of the roof, the size of the doors, and the size of the glass, and whether it is made of lead, or what else.

A CONSTANT READER.

ON A BLUE HYDRANGEA HORTENSIS.—A subscriber of many years standing wishes to know what cultivation is requisite to change the colour of the *Hydrangea* from pink to blue. The writer has tried many of the plans that have been recommended, but never yet with success.

REMARKS.

PROCEEDINGS OF SOCIETIES.

LONDON HORTICULTURAL SOCIETY, REGENT-STREET.—Sept. 5.—From Messrs. Veitch and Son, of Exeter, were beautiful cut specimens of *Echites splendens*, and a species of *Allamanda*, said to be *grandiflora*, but appearing to be only *cathartica*; also a beautiful little plant of a *Verticordia*, for which a certificate was awarded. Mr. Henderson, of Pine Apple-place, exhibited a plant of *Stanhopea Wardii*, bearing a fine spike of its beautifully spotted flowers; also a new species of *Achimenes*, which sprung up spontaneously among the roots of a mass of *Orchidaceæ*, which was purchased from Mr. Skinner last year, and having, in its habit of growth and appearance of foliage, a marked resemblance to *A. pedunculata*, but distinctly different in the flower, which is of a violet-rose colour, with a dingy yellow throat, closely dotted with small brown spots; the flowers also are rather larger than those of the last-mentioned variety; although it is not so handsome as some of the others, yet it evidently possesses considerable merit; for this a Silver Knightian was awarded. From Mr. J. Robertson, gardener to Mrs. Lawrence, were beautiful plants of *Catasetum Russellianum*, *Oncidium microchilum*, *Maxillaria Deppii*, and *Stanhopea graveolens*, having a remarkably fine spike of its pretty yellow flowers; also splendid plants of *Lilium lancifolium album*, *speciosum*, and *lancifolium rubrum*; the latter about six feet in height, and bearing fifteen fully expanded blooms. This plant was stated by Mr. Robertson to have been presented to Mrs. Lawrence some time ago by Baron Hugel, and is perhaps the only plant of the kind in the country: a silver Knightian was awarded for the *Stanhopea* and *L. lancifolium rubrum*. Mr. H. Groom, of Clapham Rise, also exhibited a collection of *Lilium lancifolium album*, and *lancifolium roseum*, particularly well-grown specimens, varying from five feet to five feet and a-half in height, and producing seven and eight stems from each pot, literally covered with beautiful white and pink flowers. They had been grown in a span-roofed house, about 21 feet long by 18 feet in breadth, on a horizontal stage: a Knightian Medal was awarded for them. From S. Rucker, Esq., was a fine plant of a most beautiful new variety of *Miltonia candida*, and a cut flower of *Govenia* sp., very curious, and rather handsome: a Banksian Medal was awarded for the *Miltonia candida*. Mr. Trenfield, of Lee, sent some seedling *Verbenas* and a hybrid *Gloxinia*, with light pink flowers. Mr. Pawley exhibited cut flowers of two new seedling *Fuchsias*. From the gardens of the Society were plants of *Peristeria Barkeri*, with its fine pendulous scape of yellow flowers; *Bolbophyllum Careyana*, *Achimenes coccinea* and *longiflora*, *Babingtonia camphorosmæ*, an exceedingly pretty plant, bearing on its fine drooping branches a multitude of its small white flowers. This plant was imported a few years ago from Swan River; also *Fuchsia sanguinea*, *Statice mucronata*, and cut flowers of *Lupinus semperflorens*, sent by Mr. Hartweg, particularly remarkable on account of its forming a large bush, densely covered with flowers, during the whole year, in its native country, Peru.

HORTICULTURAL SOCIETY. Oct. 17.—From Mr. Robertson, gardener to Mrs. Lawrence, were *Erica hyemalis*, and *Solandra*, the former richly covered with flowers; a fine specimen of *Zygopetalum rostratum*, with large white labellum, striped with purple, making a good contrast with the darker upper petals. Plants of the curious *Polystachya maerantha*, and *Saccolobium denticulatum*, the latter growing on a block of wood, and having a fine healthy dark green foliage, and a cluster of small white-fringed flowers. From the same collection were *Oncidium ciliatum* and *Suttoni*; the latter with a spike of bright yellow blossoms; *Galeandra Baueri*, which has kept blooming since the middle of August; *Tetranema mexicanum*, very useful, on account of its blooming at this season of the year, when flowers are so desirable; and *Hippeastrum aulicum*, with large dark red flowers; and a large specimen of *Sedum Sieboldii*, a pretty plant, with drooping branches, which terminate in fine masses of flowers. A Banksian medal was awarded for *Erica Solandra*, *Zygopetalum rostratum*, *Saccolobium denticulatum*, and *Tetranema mexicanum*. Messrs. Lucombe and Co., of Exeter, sent an excellent plant

of *Cymbidium giganteum*; this, a native of the East Indies, with large flowers, striped with a tawny brown, and said to be very fragrant, is supposed to be the first specimen of the species that has been seen in flower in this country; along with it was a long yellow-flowered *Lobelia*, of no beauty. A Banksian medal was awarded for the former. From the Rev. G. R. Rashleigh was an *Anthocercis*, having a tall panicle of small yellow star-like flowers, striped with brown; it did not possess beauty enough to render it worthy of cultivation; its seeds had been sent to Mr. Rashleigh from Swan River. Mr. J. W. Dawson sent a well-grown plant of *Erica Banksii*, with beautiful dark-green foliage, long greenish white corolla, and dark-brown stamens; for this a certificate was awarded. From Messrs. Veitch and Son, of Exeter, was a shrivelled specimen of *Dolichos purpureus*; it had arrived in bad condition, owing to its being packed in dry cotton, which in that state absorbs all the moisture of leaves and flowers. The best way of transmitting specimens of cut plants to a distance, is to wrap them up in damp coarse brown paper, which will preserve their beauty for a considerable length of time; or if cotton is used, it should at all events be well damped and separated from the plants by folds of paper. The plant from which this specimen was cut, is said to have been only a few months old, and not more than two feet high, with no fewer than ten spikes of bloom, besides the one that was sent. Mr. Scott, gardener to Sir G. Staunton, Bart., sent fruit of the purple Guava, *Psidium Catleyanum*, from a plant which has produced fruit in abundance since June; also fruit of the *Passiflora quadrangularis*, which measured nine inches long by five inches and a half in diameter, and weighed three pounds; together with fruit of the Akee tree, *Blighia sapida*, and of the Laurel-leaved Granadilla, or Water Lemon—the *Pomme de Liane* of the French. This plant is a native of the West Indies, and not very frequently seen in this country; the pulp, which is inclosed within a very pretty orange-coloured rind, marked with green spots, is what is eatable; it is rather acid to the taste, and agreeable in hot countries. A certificate was awarded for the *Blighia sapida*. From Mr. Osborn, of Fulham, was a cut specimen from North America of *Shepherdia argentea*, covered with clusters of pretty dark red berries, like those of the *Pyracantha*, which were said to have arrived to only about one-third their usual size when ripe. The tree from which this specimen was taken is stated to be twenty-five feet high, and about the same in breadth, quite covered with fruit; it never bears fruit in this country, because all the plants here are male. When the females shall have been procured from North America, they will be most valuable hardy shrubs. From the gardens of the Society were plants of *Fuchsia Chandlerii* and *racemiflora*, a species of *Cestrum* that had been imported from Guatemala by Mr. Skinner, with dark green foliage and bright orange flowers, and a very pretty autumn plant; also the beautiful *Miltonia candida* and *Oncidium sanguineum*, with the following plants, viz., *Fabiana imbricata*, *Mahernia incisa*, *Phyllocladus asplenifolius*, *Berberis actinacantha*, and *Fuchsia globosa*, which were placed in Brown's patent pots about the beginning of June, and were fully exposed to the sun, along with other plants in the common pots. These were growing beautifully, the foliage was perfectly green and healthy, and the plants had never lost a leaf. The great advantage in the double pots is, that plants placed in them in very hot weather, and exposed to the sun, only require watering, on an average, once, where those in the common pots require it three times; there must not, however, be any water admitted into the cavity in the side of the pots, as from their porous nature the water passes through and keeps the soil too damp. They seem to answer for all kinds of plants very well, but require more drainage than the common pot, in order to guard against excess of moisture.

ON *SALVIA PATENS*.—When *Salvia patens* is planted in light soil on a dry subsoil, and the surface covered over at the approach of winter with four inches thick of dry leaves, having a sprinkling of soil spread over the same to prevent their being blown away, the roots of the *Salvia* will be preserved uninjured through winter, and push numerously the following spring. I find it is the humidity and changeableness that destroys the roots, not the cold. This is the case with many other similar plants.

Chiswick.

A PRACTICAL GARDENER.

ON PELARGONIUMS BEING FIGURED.—I was much pleased with the suggestion of a correspondent who signed himself "Pelargonium," in the last number of the CABINET, respecting the figuring of that beautiful plant oftener than at present; by so doing I have no doubt there would be many more purchasers of Geraniums than there are now, for however alluring, and perhaps accurate, the descriptions otherwise given may be, it falls very far short of the figure of the same flower, if the flower is first-rate; for instance, who could do justice by description to the Queen of Fairies, or the Wonder, represented in the Floricultural Magazine for November, 1841, or to the Princess Royal, Glory of the West, and Sunrise, the figures of which are given in the number of the CABINET for November, 1842, and again, Thurtell's Pluto, in your last. I think great praise is due to "Pelargonium" for bringing the subject before the public, but I differ with him in the mode of covering the additional expense. In my opinion, if the figures of the best sorts are brought forward from time to time, with a few hints as to their culture, &c., a double number might be charged for, and I feel quite confident your subscribers would be gratified, I am sure I should be, although but a working man.

Crayford, in Kent.

THOS. MIDDLETON.

[We are most anxious to serve our respected correspondent and all other friends satisfactorily, and we thank them for any hint as to how we can best do so.—CONDUCTOR.]

HYDRANGEA.—A fact has come to my knowledge which may be useful to the lovers of blue Hydrangea. A lady, a friend of mine, removed some plants that had always showed pink blossoms from a former place of residence, and planted them in a bed of bog-earth. They immediately began to blow blue, and have continued to do so for the last three or four years—as fine a blue as the plant is capable of. On examining the bog-earth, I find that it is very fully charged with a yellow ochraceous matter, which I suppose to be an oxide or a carbonate of iron (sand, a little clay, and peat, forming the bulk of the mass). The springs which feed the peat-bog from whence the earth was taken are strongly impregnated with sulphuret of iron, from the pyritical iron ore of the country; a smell of sulphuretted hydrogen is sometimes to be perceived about them; and I have seen sulphur sublimed amongst the peat-turf fires of the cottagers, who burn it. In the chemical changes which take place also amongst the bog where the water throws down its iron, I think it not improbable that the sulphuric acid unites itself with a portion of the aluminous matter of the clay, and the plants may thus get alum in its nascent state. But, whether it be the superabundant oxide of iron, the sulphur, or the sulphuric acid, or the aluminous compound, the fact of ferruginous peat-bog being favourable to the blueing of Hydrangeas may be relied on. Perhaps it may be right to mention, that the subsoil of the above-mentioned Hydrangea-beds is of a chalky nature.

P. R.

ON PROTECTING HALF-HARDY PLANTS DURING WINTER.—Many readers of your CABINET, who, like myself, have not a house to winter half-hardy plants, will be glad to hear that my experience for several years enables me to recommend the following mode of protecting them. As late as possible, but before endangered by frosty nights, Scarlet Geraniums, Lobelias, and the more tender varieties of Fuchsia, may be preserved in a dry cellar, if taken up entire, and their roots covered with road or other sand, either singly or many together, in boxes, pots, or pans. Tubers of *Salvia patens*, *Commelina cœlestia*, *Marvel of Peru*, and *Lychnis fulgens*, &c., will also do well with the same treatment, provided the sand be previously dried. Hoping that this example of announcing for the benefit of others, will be imitated by many whose necessity prompts experiment, I subscribe myself,

S. S.

THE following list of the best Chrysanthemums, continued from December Number of last volume.—

- Achmet Bey—Fine crimson purple.
 Adventure—Yellow, fine double expanded flower.
 Beauty—Very light blush or lilac, flower expanded.
 Conductor—Yellowish-orange, ranunculus form.
 Curled Lilac—Very beautiful lilac.
 Champion—Lemon colour, petals recurved, flower full.
 Campestrina—Dark crimson, incurved, very double and regular.
 Chancellor—Centre of flower lemon, edged with pink, very large, quilled.
 Diana—White, outer edge tinged with rose, petals incurved.
 Defiance—White, petals incurved.
 Eclipse—Superb white, double.
 Elegans—Deep rosy-lilac, incurved petals.
 Empress—Pinkish-lilac, long, flat, expanded petals.
 Enchantress—Fine creamy white.
 Flechier—Beautiful crimson purple.
 Grand Napoleon—Dark crimson, velvety, full, and well formed.
 Goliath—Light sulphur, or lemon colour, incurved petals, very large.
 General Foy—Shaded and mottled purple.
 Insigne—Whitish, back of petals purplish lilac, petals broad, incurved.
 King—Pink, petals incurved, flower full, and well formed.
 Marquis—Fine pale rose, very double.
 Maria—Bright red, broad expanded petals.
 Ne plus ultra—Creamy-white, petals beautifully incurved, forming a full double flower.
 Perfection—Pinkish blush, petals incurved.
 Princess Maria—Light pink, very double, ranunculus form.
 Prince de Benevente—Pretty pale pink.
 Sultana—Dark crimson, fine.
 Striatum—Pinkish, petals incurved.
 Starry Purple—Singular and pretty.
 Two-coloured Incurved—Red and orange.
 Vesta—White, tinted with lilac, petals broad, flower large and full.

TO BLOOM THE BRUGMANSIA SUAVEOLENS, (*DATUREA ARBOREA*, formerly) WHILE THE PLANT IS SMALL. Cuttings put in in February soon strike root, if cut clean through close under a joint, &c.; when rooted pot them singly into a sandy loam in small pots, and keep them in warmish light situation in the greenhouse. As soon as the pots are filled with roots, shift them into pots ten inches in diameter, having the soil of a turfy rough nature, with broken stones intermixed. Water liberally. When the roots have began to mat at the side of the pot, so as to make a firm ball, the plant must be taken out of the pot, and three inches be pared off the ball all around, then repot in the same pot taken out of. Sometimes a repetition of paring is required. By this process plants at two or three feet high may be caused to bloom beautifully.

HOT-WATER APPARATUS.—Your correspondent, Mr. Beaton, in a recent number of the "Gardeners' Chronicle," remarks that he likes Mr. Corbett's open-trough system of heating with hot water, but appears rather to doubt whether the vapour can be confined sufficiently for ripening fruit. We are able to answer any objection on this point, as we have this summer (not one in which the sun's rays have been too liberally distributed) witnessed several instances in which Pines and Grapes have been ripened in the highest perfection in houses heated solely by Mr. Corbett's apparatus. The opinion in favour of this method which we expressed in an early number of your valuable paper, has most satisfactorily been confirmed in every place where this apparatus has been erected.—*Lucombe, Pine, and Co., Exeter Nursery*.—*Gardeners' Chronicle*.

FLORICULTURAL CALENDAR FOR NOVEMBER.

All greenhouse plants should have a free supply of air admitted, except when it is frosty. The plants should not be watered in the evening, but in the early part of the day, so that the damps may be dried up before the house is closed, as they are, during the night, prejudicial to the plants. The soil in the pots should frequently be loosened at the surface to prevent its forming a mossy or very compact state. The plants must not be watered overhead. *Luculia gratissima* is the finest ornament for the greenhouse and conservatory, now and through the winter.

The plants of the Cactus that have been kept in the open air during the summer may be brought to bloom successively by taking such as are desired to bloom immediately into the heat of a forcing pine-house. Other plants, to bloom afterwards, should be kept in a greenhouse protected from the frost.

Plants of the *Calceolaria* that have been grown in the open borders during the summer months, and now taken up and potted, should be kept in a cool frame, or cool part of the greenhouse, being careful not to give too much water; just sufficient to keep the soil moist will only be necessary. Offsets will be found rooted; take them off and pot them.

Dutch bulbs, &c., may be successfully planted this month. See articles on best modes of the culture of each, in former numbers of the CABINET. Many persons who take a delight in growing some showy Hyacinths or other bulbous plants for adorning a room window, &c., in winter or early in spring, have been frequently disappointed by the abortiveness of some and weakness of others. This principally arises from the inability of the plant to develop itself with a rapidity equal to the quantity of moisture it imbibes on account of its upper surface being acted upon too immediately by the atmosphere, &c.; hence arises the necessity of covering the bulb. That such is a fact is evidenced by the admirable and certain success of nearly every bulb, especially Hyacinths, that is covered with about six inches of old spent bark. This or some similar light material should always be used. Even bulbs intended to bloom in glasses we prefer starting in the old bark, and then transferring them to the glasses when the shoots are about two inches long. Where such covering is not adopted, it is of advantage to have the pots or glasses kept in a dark place till the shoots are two or three inches long.

Plants of some of the *Chrysanthemums* that are grown in pots and taken into the greenhouse will be found to have pushed a number of suckers. If the offsets are wanted for the increase of the kind, it is advisable to pinch off the tops, so as to prevent their exhausting the plant to the weakening of the flower. If the flower-buds are thinned out freely it conduces to the increased size of those left. If the offsets are not wanted, it is best to pull up the suckers entire. Attention will be required to watering, as the roots absorb much if given: give manure water occasionally. If the plant is allowed to wither, it checks the flowers, whether in bud or expanded. So much do we admire this handsome genus of flowers, that we are fully persuaded their beautiful blossoms, exhibited in form and colour, will most amply repay for any labour that may be bestowed on the plants.

Dahlia seed is best retained in the heads as grown, spread singly where they will not be liable to mould, and kept in a dry but not too hot a situation; being thus kept in the chaff, the small seeds will not shrivel, but be kept plump. The roots must be dried well before being put away, or will be liable to rot.

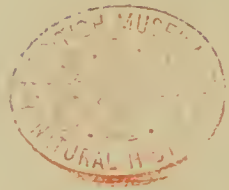
Fuchsias and greenhouse plants, intended to be inured to the open air, will require to have protection at the roots, and probably, for the first winter, over the tops too, by furze branches, canvass, wicker-baskets, &c.

Tubers of *Commelinas*, and bulbs of *Tigridias*, should be taken up and preserved dry through winter.

Shrubs, deciduous or evergreen, may now be successfully planted. If in exposed situations they should be secured to stakes.

Herbaceous border plants may still be divided and re-planted.

Roses, Persian Lilacs, &c., for forcing, should now be gently forwarded, if required for bloom by Christmas. Straw or reed hurdles ought now to be prepared for covering frames, &c., in the depth of winter.





1. *Achimenes hirsuta*. 2. *Achimenes digitaliflora*.

THE
FLORICULTURAL CABINET,

DECEMBER 1st, 1843.

PART I.
EMBELLISHMENTS.

ARTICLE I.

1. ACHIMENES HIRSUTA. HAIRY ACHIMENES.

GESNEREACEÆ. DIDYNAMIA ANGIOSPERMIA.

THIS is another interesting and valuable acquisition to the lovely family of Achimenes, and deserves, like the others, to be grown in every collection. The habit of the plant is somewhat in the way of *A. pedunculata*. The flowers are much larger than those of the latter named species, and the plant blooms very freely. The plant we saw exhibited on 5th September last, was a beautiful specimen, and continued so up to the end of October, when we last saw it in the collection of Mr. Henderson, of the Pine-Apple Place Nursery, Edgware-road, London.

It sprang up spontaneously among the roots of a mass of Orchidaceæ from Guatemala, which Mr. Henderson recently purchased of Mr. Skinner. When we saw it, plants were offered at a guinea each. It thrives with the same kind of treatment as *A. longiflora*, *rosea*, &c., and ought to be a companion for them wherever practicable.

2. GLOXINIA DIGITALIFLORA. FOX-GLOVE FLOWERED.

GESNEREACEÆ. DIDYNAMIA ANGIOSPERMIA.

Last month we figured a very neat and handsome Gloxinia raised in this country; we now give one of South American, or Mexican

origin, which was flowering freely in the collection of Mr. Knight, Nurseryman, of King's Road, Chelsea, London, when we visited that place the past summer. Its beautiful flowers, produced in vast profusion, renders it a valuable acquisition, and it ought to be grown in every collection.

ARTICLE II.

REMARKS ON BLUE-FLOWERED HYDRANGEAS, AND ON SALVIA PATENS.

BY E. C., OF CHELMSFORD, IN ESSEX.

ON looking over your November Number, I see two inquiries respecting the manner of growing Blue Hydrangeas, and though unable personally to afford the information desired, I would state that the largest and handsomest Blue Hydrangeas I have ever seen were those I met with in September last, in front of a pretty cottage in the midst of that picturesque spot, "Shanklin Chine," in the Isle of Wight, where they were growing in the open air of a very large size, and covered with splendid bunches of deep blue flowers. I regret that I did not make particular inquiries as to the nature of the soil, &c.; but from other appearances in various parts of the "Chine," I should think there is little doubt that the soil is a kind of bog earth, impregnated with sulphuret of iron, similar to that referred to by your correspondent "P. R.," at page 270; their great size is of course owing to the genial atmosphere of the locality, and the sheltered situation. I also saw other fine plants in different parts of the island, but principally blue.

SALVIA PATENS.

At page 269 there is mention made of the winter treatment of this plant. My plan is, as soon as the stems are cut down by the frost to pot the roots and place them under the green-house stage during the winter, where they get just about enough water from the draining of the pots above to keep them moderately damp, and in the spring, when they begin to shoot, I turn them out into the borders, where they flower abundantly through the summer.

ARTICLE III.

ON HEATING A GREENHOUSE.

BY MR. WILLIAM HOLMES, OF SHRUBLANDS, SPRINGFIELD, NEAR CHELMSFORD,
IN ESSEX.

HAVING been a subscriber to your valuable little CABINET from its commencement, and having derived much useful information in perusing its pages, I feel it a duty if that I can contribute my mite, be it ever so little, for the information of others in return for what information I have thus gained. I allude to a system of heating a greenhouse. The question is often put—can you inform me of the best method of heating a greenhouse? I will not pretend to give the inquirers the best, but, however, I think one of the best, having tried it in a new greenhouse this season, and it answers at present my most sanguine expectations.

It is, in the first place, one of Arnott's stoves; which, as it was placed in the old house, was the occasion of the plants burning at one end, and almost freezing at the other, in winter; this is what I have endeavoured to remedy, and I think I have succeeded thus, I have placed the stove against the back wall, between the end face of the stage (the stage has two faces, the one to the front and the other to the end of the house,) and the end wall; a pipe then runs under the stage the whole length of the house, and then is carried into the flue of one of the house chimnies; upon this pipe is fixed a copper trough, which is filled with water, and also a cistern placed upon the stove, which is also filled with water, and this water, upon the fire being lighted, very soon boils, this causes a good deal of steam, which counteracts the dry heat off the pipe, and gives a humid atmosphere, which I find highly beneficial to the plants; any degree of heat may be obtained, at least so it appears at present, for the temperature of the house rose eight degrees in the space of half an hour; this is a desideratum upon a sharp frosty night.

Should this brief account be of any service, upon a more lengthened trial, I will forward you the results more in detail.

[We shall feel additionally obliged by the favour of the remarks.—
CONDUCTOR.]

ARTICLE IV.

ON THE PINK.

BY FLORISTA.

SEVERAL articles having already appeared in the CABINET on the cultivation of the above flower, the following remarks are offered with a view of combining its properties, in order that all florists may be unanimous in their opinions regarding it.

It is generally understood that northern and southern florists are at issue on the properties requisite to constitute a first-rate variety of this particular class of florists' flowers; the southern florists contending that the northern pinks are too thin of petal, as well as being below the standard in the size of bloom; whilst, on the other hand, the northern growers object to the southern pinks, on the ground that their form of petal is not good; a diversity of colour in the lacing and eye; irregularity of lacing, particularly on the guard leaves, where the lacing is often of a lighter colour, besides a tendency to break off abruptly in the centre; and an almost invariable propensity to burst.

I am not so uncharitable as to suppose that a florist, whether northern or southern, is not competent to decide the merits of a flower when it is presented to him; but it is here where the difference in opinion occurs, simply, because each entertains distinct ideas of perfection.

An eminent writer on the properties of florists' flowers, has, in a recent publication, established the following as a standard for this class of flowers,—“That it should be circular and rise like half a ball; the petals should be thick, broad, smooth at the edges without notch or serrature; they should be regularly disposed, and each row be smaller than that under it; the ground should be pure white. The colour, whatever it may be, should reach from the inside of the petal, far enough outwards to show in front beyond the petal above it, and form a rich eye; and a narrow even lacing or stripe of the colour should appear inside the white edge, which should be just the same width outside the lacing as the lacing itself is, and as even. There should be no break or vacancy in the lacing, and the colour inside of the petal as well as the lacing ought to be well defined, forming a circular coloured eye or centre to each row of petals.”

It is generally understood that the northern florists do not accede to this standard, as they consider all pinks not thoroughly laced to the edge of each petal useless, and such are invariably discarded from their shows, as possessing a fatal defect, termed "feather edged."

I must candidly admit, that several of the northern varieties have pre-eminence in shape of petal, and regularity and boldness of lacing, over the southern ones. I saw several blooms the last season, and their superiority in this respect was evident; the petals being large, fine and well shaped, with edges free from notch or serrature, and regularly laced, and had besides beautiful centres or eyes. As a comparison to the above, "Wakeling's Florist's and Amateur's Guide," gives a portrait of a pink called "Norman's Henry," which, in my opinion, is nothing more than a confused mass of petals, void of form or of any other good quality; and yet this flower is styled a first-rate show variety.

I do not wish to be understood that I am commending the northern flowers beyond their merits; yet I cannot bring myself to confess that two or three tiers of petals constitute a double flower; but, I must admit, that if they were possessed of more petals they would be all a florist could desire.

One of the southern pinks, a much esteemed flower, and generally exhibited at the metropolitan and neighbouring exhibitions, carries with it, according to the preceding standard, a disqualifying defect, yet it is allowed to win: this flower is "Garrett's Alpha." The colour of its centre and the lacing being of different shades. A still further departure from the standard laid down is displayed in "Unsworth's Omega," a flower repeatedly noticed in winning pans at the metropolitan exhibitions, in which the shape of the interior petals assimilates more closely in form to the ace of spades than any thing else I can imagine.

It would be very desirable, if some of the southern cultivators, Mr. Ibbitt, Mr. Norman, or any of the large growers, would favour us, after the manner of Mr. Harrison, with a descriptive list of pinks, possessing the good pod and steady lacing which invariably exhibits itself in "Holmes's Coronation," when in a healthy state; and also the name of such flowers as approach in form to the shape of half a ball, as stated in the before quoted extract.

I have at several times purchased pinks from the south, and, with

the exception of Coronation, the flower above noticed, have never been able to obtain a prize at a Midland or Northern Exhibition with them, which strengthens the supposition that that flower approximates to a standard which would, in all probability, meet the views of the northern and southern growers.

. A Midland County, November 17, 1843.

PART II.

LIST OF NEW AND RARE PLANTS.

ACROPHYLLUM VERTICILLATUM. Whorl-leaved. (Bot. Mag. 4050.) Cunoniaceæ. Decandria Monogynia. Mr. Allan Cunningham discovered this plant growing upon the blue mountains of New Holland. It is a neat shrubby greenhouse plant, growing about two feet high; branching, the ends of which are of a red-purple colour. The flowers are produced numerously in dense whorls of a greenish-white, with numerous yellow anthers, appearing similar to those of small *Hypericums* (St. John's Wort), and possess a very neat and interesting appearance. It blooms profusely during the spring months, and well deserves a place in the greenhouse, as a companion to several of the spring-flowered *Acacias* and *Mimosas*.

AERIDES AFFINE. Rose-coloured Air-plant. (Bot. Mag. 4049.) Orchideæ. Gynandria Monandria. Discovered by Dr. Wallich on the mountains of Nepal, and sent to the Royal Gardens at Kew. The flowers are produced numerously on a pendant raceme six or eight inches long. Each blossom is about an inch across, of a purplish-rose colour, spotted with dark, and the lip having a streak of red up its middle. It is a graceful and pretty flowering plant, and blooms freely in spring.

ALSTREMERIA LINEATIFLORA. Lined-flowered. (Bot. Reg. 58.) Amaryllidaceæ. Hexandria Monogynia. Roots of this plant were sent from Peru by John Maclean, Esq., of Lima. It is one of the finest of its class, and although somewhat similar to *A. Ligtu*, *pulcra*, and *pelegrina*, it is very apparently distinct. It is a greenhouse perennial, blooming very freely when grown in a compost of loam and sandy-peat, giving it when in a growing state a free supply of water, and plenty of air. It requires an autumn rest, like the others, and to be repotted in January. The flowers are produced in corymbose heads of eight or ten together. Each blossom is about an inch and a half across, the prevailing colour being a pretty pink. The two upper petals are pink at the ends, the lower parts being white and yellow spotted with red. The edges of the sepals and petals are lined with slight streaks verging to the edges. The sepals have a stripe of green up the middle of each.

BORONIA FRAZERI. (Bot. Mag. 4052.) We saw this plant in bloom at Messrs. Loddiges's under the name *Boronia Anemonifolia*, and it has been figured by Mr. Paxton as such. It is a very neat and pretty flowering plant, branching much, and blooming freely. Each blossom is about three-quarters of an inch across, of a rosy-red colour.

DUVANA LONGIFOLIA. Long-leaved. (Bot. Reg. 59.) Anacardiaceæ. Polygamia Monœcia. A native of South America, which in ordinary winters will live in the open air of this country. Seeds of it were received by Mr. Low, of Clapton Nursery, from Buenos Ayres; a plant of it has grown freely and bloomed against an open wall in the London Horticultural Society's Garden. The blossoms are very small, of a yellowish-white, produced numerously in dense clusters at the axils of the leaves. It is an evergreen shrub.

DENDROBIUM RUCKERII. Mr. Rucker's. (Bot. Reg. 60.) Orchidaceæ. Gynandria Monandria. It is supposed to have been discovered by Mr. Cuming in the Phillipine Islands. Each blossom is near two inches across, of a rich nankeen yellow colour when expanded, but the outside is nearly white. The labellum is of a deep orange with a white edge, and having a band of brownish red round its inside, the outside being pink. They are very deliciously fragrant.

ELEUTHERINE ANOMALA. Anomalous. (Bot. Reg. 57.) Iridaceæ. Monadelphica Triandria. Its similarity to the West Indian *Marica plicata* (*Sisyrinchium latifolium* of Sweet, Hort. Brit.) renders it probable that the present plant has been imported from that country. It is a little dwarf plant, the flower stems rising about four or five inches high. Each blossom is about an inch across, white.

LUXEMBURGIA CILIOSA. Fringe-leaved. (Bot. Mag. 4048.) Sauvagesiæ. Monadelphica Polyandria. Mr. Gardner discovered the plant growing on the Organ Mountains of Brazil, seeds of which were sent to the Royal Gardens at Kew, where and with Messrs. Lucombe, Pince, and Co., of Exeter Nursery, it has bloomed in the stove, the plant growing about four feet high, but in Brazil ten to twelve feet. It is a beautiful shrub. The flowers are produced in many flowered terminal racemes, subcorymbose, having 30 or upwards of blossoms in each. A separate flower is about an inch and a quarter across, of a pure bright yellow colour.

PETALIDIUM BARLERIODES. Barleria-like. (Bot. Mag. 4053.) Acanthaceæ. Didynamia Angiospermia. (Synonym, *Ruellia bracteata*.) A native of the Indian Mountains, from whence it was sent to the Royal Botanic Gardens at Kew by Dr. Wallich. It requires to be grown in the hot-house, and there blooms very profusely. It is an upright shrub. The flowers are produced one, two, or three from the axils of the leaves on short footstalks. Each blossom, between funnel shaped and campanulate, is about an inch and a half across, white having a streak of reddish hairs up the inside. It is a very ornamental plant.

DENDROBIUM TAURINUM. Bull-headed. (Pax. Mag. Bot.) Orchidææ. Gynandria Monandria. Mr. Cuming discovered it, and sent it from Manilla to Messrs. Loddiges's, with whom it has recently bloomed. The flowers are produced in noble drooping racemes at the ends of the stems. Each flower is two inches across, of a yellowish green or cream colour, edged with lilac-purple,

SILENE SPECIOSA. Showy Catchfly. (Pax. Mag. Bot.) Silenaceæ. Decandria Trigynia. An evergreen herbaceous perennial plant, the flower stems rising about a foot high, hairy. The flowers are of a deep scarlet, very much like in all respects to those of *S. laciniata*, and it requires the same mode of treatment, to be kept from excessive damp in winter in a cold pit, or an airy part of the greenhouse. It can be had at several of the principal nurseries now.

LILIUM TESTACEUM. Pale-red. (Pax. Mag. Bot.) Liliaceæ. Hexandria Monogynia. A native of Japan, in the way of *L. Thunbergianum* or *aurantiacum*. It has bloomed with Mr. Mountjoy, of Ealing. It grows about three feet high, the blossoms are of a pale orange-red with darker spots. The flowers are drooping. It is a very pretty species, requiring similar treatment to *L. speciosa*, &c.

PLANTS NOTICED IN BOTANICAL REGISTER, BUT NOT FIGURED.

MAXILLARIA RUGOSA. From Brazil. The flower scape is $3\frac{1}{2}$ inches high. Sepals and petals purple. Labellum very dark purple.

CRYPTOSANUS SCRIPTUS. Orchidææ. A Brazilian species. The flowers are very small, and are produced on small racemes, green with blood-coloured spots and lines.

CATTELYA AREMBERGII. A Brazilian species. Flowers very large, of a fine lilac colour.

EPIDENDRUM OLUTINOSUM. From Rio Janeiro. The scape a foot high. Petals and sepals greenish purple, marked outside with purple lines. Lip of a whitish-yellow, having the middle lobe marked with purple lines.

STANHOPEA GUTTULATA. The flower is rather small for the genus, of a pale nankeen colour, closely covered over with small crimson and brown spots, and dots even up to the tip of the labellum. A very interesting species.

PART III.

MISCELLANEOUS INTELLIGENCE.

QUERIES.

ON PLANTING RHODODENDRONS.—About two years ago I planted a large border with Rhododendrons, formed of a compost which I considered very suitable, but they languished, and the leaves turned yellow. I have now prepared an entirely new compost, thus:—one-third heath-mould from a dry stony moor, one-third fine light loam from a rich pasture, and the remainder equal parts of river sand and vegetable mould, well prepared for at least half a year; and as the above failure may have arisen from latent moisture, I propose placing in the bottom a stratum about six inches deep of broken brickbats and river sand, covered with twigs of larch or other wood; but I should esteem it a great favour to have the benefit of your opinion or suggestions in your very next Number.

The situation of the border is partially shaded by trees from the meridian and afternoon sun, and therefore one that I considered eligible.

A SUBSCRIBER.

ON PRUNING STANDARD ROSE TREES.—A few directions in an early Number of your CABINET on a successful mode of pruning the standard Roses will much oblige a young gardener and constant subscriber.

Wiltshire.

A. E.

[Every shoot of last year's wood that remains must be shortened to three or four buds. If not pruned in this (apparently) severe manner the head will soon become straggling, the shoots weakly, and flowers small. Only as many shortened shoots must be left for blooming as will keep the head properly supplied without crowding, bearing in mind that each of the three or four buds left will produce a shoot. Attention must also be paid to have the head equally balanced. Where the head of a standard has been improperly treated, and in consequence the shoots of several years, now old wood, are too extended, then cut the shoots of old wood back to within a few inches of their origin, and so form a new head. The portion of old wood retained will push shoots, which generally will bloom the following season; and if, in a seldom case, they should not, they will not fail to do so every subsequent one if properly treated. Judicious severe pruning is essential to secure satisfactory success in blooming the Rose, and annually have a dressing of manure on the surface of the bed to be washed in by the rains in winter and spring.—CONDUCTOR.]

ON ARNOTT'S STOVE, &c.—Will any of your correspondents favour your readers by informing us how the Arnott stove answers for greenhouses; also, what size a tank should be to hold water sufficient to give out heat for ten hours in a moderately sized greenhouse.

I think Geraniums, if kept dry, and not excited into growth in winter, will bear a lower temperature than is generally supposed. Last night the thermometer out doors stood at sixteen degrees below freezing at ten A.M., and a small Arnott-stove, which I use in my greenhouse, must have gone out early in the night, for the coke, &c. were unconsumed when I examined it this morning. At half-past seven this morning I found the thermometer in the house, which is perfectly well

sheltered, standing at twenty-eight degrees; and although I had several *Geraniums* left in the house (the best having been placed within doors), not one of them appears to have been injured. Under the flower-stage is a large open tank of water, supplied from the roof; I mention this as there is a common prejudice in favour of the effect of water placed near anything required to be protected from frost. I have known a farm servant place a pail of water near potatoes; and the reason given for the proceeding was, "Because the frost will go to the water." In this, as in many other cases, the fact may be correctly observed, however absurd the reason or inferences; and I think it quite possible that my open tank of water, either by preventing the atmosphere within the greenhouse from being deprived of all its moisture, or from some other and unknown causes, may have preserved my *Geraniums* in a temperature four degrees below freezing, and when ice had formed in a pan of water left on the stage. Can any of your readers give us any information on the point, if so, an early communication of it will oblige

Cornwall, February 17, 1843.

A. B. C.

ON CHARCOAL.—How am I to use charcoal in mixing it with a compost to pot in?

A LEARNER.

[Break into small fragments about the size of a horsebean.—CONDUCTOR.]

ON WOOD-lice.—I have a small forcing-house heated by fire flue, and bark pit to place plants in. I am troubled with woodlice; how am I to get rid of them the easiest and most effectual way, so as not to disturb the tan in which several of my plants are rooted?

[Put a cold boiled potato into a small pot, and cover it loosely with moss; place this trap in the corner of the bed which the insects most frequent. A few of these traps would soon reduce their numbers if they were looked to every morning, and all the insects collected in them destroyed in boiling water.—CONDUCTOR.]

ON TROPÆOLUM TUBERS.—Would you be kind enough to favour me in what manner the bulbs of the *Tropæolum Jarratti* and *tricolorum* are to be started; two roots, one of each, were bought of a nurseryman last month, and the pots containing the roots are plunged in a melon frame, but neither of them are started as yet, although they have been there full a month.

Does the *Gesnera Zebrina* require much heat and water, or not. An answer in next month's CABINET will much oblige

Totness, June 17.

A TWELVE MONTHS' SUBSCRIBER.

[The tubers of *Tropæolum* require rest; if those obtained had not had it duly, they then push very tardily; we have had some which did not push under six weeks or two months. It sometimes occurs that tubers are damaged at the crown, and rendered abortive, and though for years keep sound yet cannot push. The *Gesnera Zebrina* does well with us in a warm greenhouse, but better with a higher temperature. When it is growing it requires to be kept moist, not wet.—CONDUCTOR.]

ON SOWING SEED OF PENTSTEMON SPECIOSUM.—Having saved seed of *Pentstemon speciosum*, when and how am I to sow it, and what course to take with the young plants. A list too of some of the best kinds, with an early reply will oblige

December 7, 1842.

LUCY.

[Sow the seed in a pot, just covering it with light fine sifted soil, placing it in a cool frame or greenhouse. Keep the surface just moist; when the plants are strong enough, take them out with all the small roots possible, and pot into sixty-sized pots, well drained, and early in May torn out into the open border.

As plants are very liable to die off, seedlings should be raised every season. The following are the best kinds:—

P. argutum, blue.
P. atropurpureum, dark purple.
P. angustifolium, light purple.
P. campanulatum, reddish purple.
P. cobæa, white tinged with purple.
P. crassifolium, bluish-lilac.
P. diffusum, purplish-blue.
P. digitalis, white.
P. gentianoides, reddish-purple.
P. ————— *coccineum*, scarlet.
P. glandulosum, light blue.
P. glaberrimum, blue.

P. grandiflorum, purple.
P. latifolium, white and purple.
P. Mackayanum, purple, yellow, and white.
P. Murrayanum, scarlet.
P. Ovatum, blue.
P. procerum, blue and purple.
P. pulchellum, bluish-lilac.
P. speciosum, fine blue.
P. Scouleri, purplish-lilac.
P. venustum, purple.

ON THE PANSY.—In show Pansies is the pencilled eye or dark eye the most esteemed?

Guernsey, January 13, 1843.

A SUBSCRIBER.

[If the properties in all other respects be equal, of course the other is a matter of taste. Generally, however, preference is given to the dark eye.—CONDUCTOR.]

ON THE HEARTSEASE.—Will the secretary of the Bexley Heartsease Society have the kindness to explain what he means by the “simple and compound flake” of a Heartsease or Pansy? see page 261, last Number. I can understand what the margin of a Pansy is, from having grown and admired such flowers as “Thompson’s Eclipse;” I can also distinguish between “simple and compound” interest; and I know full well what the flake of a Carnation is; but when this gentleman talks of the “simple and compound flake” of a Pansy, he is altogether out of my depth; and if he will condescend to enlighten me in the January Number, he will no doubt confer an obligation on many new beginners, and particularly on your constant reader,

November 14, 1843.

IGNORAMUS.

THE TULIP.—I am very fond of the Tulip, and as good Bizarres are scarce in my locality, I will feel obliged if any amateur will give me a description of “Sir Thomas Hammond,” as I see it catalogued at a high price, and imagine it must be good. I should also like to know by whom it was raised, or at least by whom it was broke from the breeder. Attention to this will much oblige

Northumberland, November 20, 1843.

DUTCH PONCKAU.

NEW POLYANTHUSES.—Having just seen that Mr. George Hudson of Kingston, is advertising four new Polyanthuses, viz. Lady Grey, Lady Lincoln, Red Rover, and Negro Boy, I would take it as a particular favour if he would oblige me and the other readers of the CABINET, by giving us a description of their respective merits, similar to the descriptions which have already appeared in the CABINET. There is much room for improvement in the Polyanthus, and no doubt, if those new varieties are fine, they will meet with a ready sale. For my part, I shall be happy to hear that they surpass all the existing varieties; and if Mr. Hudson has time to accede to my request he will confer a great favour on

Felton Bridge-end, November 20, 1843.

WM. HARRISON.

ON PRESERVING STOCKS AND WALLFLOWERS GROWING IN THE BORDER IN WINTER.—I have some fine sorts of Stocks and double Wallflowers, growing in the open beds, how am I to protect them through winter, as in former winters I have usually lost the far greater portion?

R. H. P.

[Get some furze branches and stick them round, after which tie them secure. This will protect, at the same time it admits a sufficiency of air so as to keep the plants healthy.—CONDUCTOR.]

ON A LIST OF HARDY HEATHS.—A subscriber from the first to your CABINET, will be obliged by you, or any of your correspondents, giving a list of thirty of the best English Heaths, and if any publication on Hardy Heaths. T. S.

[E. australis, rosy-purple.	E. vagans, red.
E. ciliaris, light purple.	E. vagans alba, white.
E. cinerea, purple.	E. vagans purpurea, purple.
E. cinerea alba, white.	E. vagans rubescens, pale red.
E. cinerea atropurpurea, dark purple.	E. vagans tenella, red and yellow.
E. cinerea carnea, flesh.	E. virida purpurea, green and purple.
E. cinerea prolifera, purple.	E. vulgaris, purple.
E. cinerea rubra, red.	E. vulgaris alba, white.
E. cinerea stricta, purple.	E. vulgaris coccinea, scarlet.
E. codonodes, light rose.	E. vulgaris decumbens, red.
E. carnea, flesh.	E. vulgaris flora plena, purple.
E. carnea herbacea, pink.	E. vulgaris spicata, red.
E. Mediterranea, purple.	E. vulgaris tomentosa, red.
E. ramulosa, rosy-purple.	E. vulgaris variegata, red.
E. ramulosa rubra, red.	Menziesia polifolia, purple.
E. sicula, red.	Menziesia polifolia latifolia, purple.
E. stricta, purple.	Menziesia polifolia longifolia, purple.
E. tetralix, flesh.	Menziesia polifolia flora alba, white.
E. tetralix alba, white.	Menziesia polifolia nana, rose.
E. tetralix carnea, flesh.	Menziesia polifolia pallida, rose.
E. tetralix Mackaiana, flesh.	This genus comprises the Irish Heaths.

The above lot deserve a place wherever they can be grown. If in an entire bed, or in patches, they must be grown in sandy peat soil. The above will furnish bloom from April to November, and are very interesting and ornamental.—CONDUCTOR.]

REMARKS.

ON CINERARIAS.—This pretty tribe of plants so ornamental during autumn, winter, spring, and early summer, for the greenhouse, sitting-room, &c., should now be repotted. As soon as seed is gathered, cut down the tops; prepare in a cool frame, or similar protected suitable situation, a compost of rich loamy soil; reduce the old balls, and place the plants at suitable distances from each other, having about one inch of soil over the old balls. In a short time they will produce suckers; as soon as well rooted they should be taken off and be potted, well drained in rough, rich, sandy loam and peat, placing them in a similar situation to where they previously grew. As they require it repot, and by the end of September many of the stronger offsets will be fine blooming plants for the autumn, and the lesser ones come in successively through the subsequent seasons. Care in winter must be taken not to rot them off by water, as they are rather susceptible of it. To have a stock for the purpose persons should now procure them; they are to be had very cheap, in various shades of blue, purple-rose, pink and white, &c.—CONDUCTOR.

ON ROSE DE LISLE FOR STOCKS TO BUD UPON, &c.—A correspondent in the "Gardeners' Chronicle," writes that this is the best Rose for stocks, growing vigorously, and as hardy as the Dog Rose, and buds take with much greater certainty than in any other kind yet tried. Half-ripened cuttings of the Rose de Lisle strike readily when put in in August, and placed in a slight hotbed

frame. As soon as struck they are potted singly into small pots, and are slightly protected in severe frost during the first winter. He then adds, "Towards the latter end of April they should be planted out in rows in rather poor sandy loam, having their roots barely covered. The plants must then be pegged down, which will cause them to send up suckers; the strongest on each plant must be secured to stakes, and all the rest cleared away. The soil from both sides of the rows must be taken out about a foot in width, and two inches deep, close to the plants; its place must be filled with rotten dung, beat firmly down, and covered with soil.

"Under this treatment the plants will grow freely, and make numerous fibres. Early in the succeeding spring the tops of the branches must be cut back, more or less, and the ends of the young shoots pinched off, so as to cause numerous leaves at the extremity of the stocks. As soon as buds can be procured, and the bark separates freely from the wood, the stock should be budded in the common way; and three or four days after the ends of a cord to be fastened one foot below the inserted buds, and after the extremities of the stocks are bent down, the other end of the cord is to be affixed to them, so as to form a semi-circle, with the buds in the centre on the upper side. By this concentration of the sap, the buds are almost immediately excited, and if neatly inserted and carefully bent, nineteen out of twenty will succeed. Two or more varieties can be grown with equal success on the same stocks, by merely giving them a wider circle.

"When the buds have formed about five leaves, the head of the stocks should be cut off close to the buds; they may then be tied up perpendicularly. The young shoots must be compelled to form heads, by pinching off their extremities. The bandages should be loosened by degrees, to allow room for the stock to expand."

COTONEASTER MICROPHYLLA.—To cover a bank in a pleasure-ground, whether under partial shade or in an open situation, the *Cotoneaster microphylla* is one of the best plants for the purpose. It grows close to the ground in such places, and very rapidly extends; the numerous white flowers make it showy when in bloom, and its red berries equally so.

ON NEAPOLITAN VIOLETS.—I read the interesting article inserted in the October Number, on forcing the winter supply of Sweet Violets, to which my experience prompts me to add the additional attention of having a good bottom heat of from seventy to seventy-five degrees. Now that hot-water tanks are answering so admirably, placed in a chamber underneath the bed in which plants are grown, that would probably be better than mine has been, heated with hotbed dung and bark. This bottom heat during the first two months after planting on the bed is essential to flourishing through the winter, it gives them a fair start from November to April; a bottom heat of about sixty degrees is quite enough, giving air when it can be done safely. I have never failed for the last ten years to have a supply of flowers daily from October to April, in a four-light frame of them.

Taunton, November 2, 1843.

FLORA.

ON GRAFTING IPOMÆA HORSFALLIÆ.—I have found the *Ipomœa Horsfalliæ* to be very difficult to propagate in any other way than by grafting. I have several other kinds which strike readily from cuttings, and they soon form small tubers like Dahlias. I strike the cuttings in March, and by July the fresh tubers are formed; I shake them out of the pots, and cut away a piece of each just big enough to fit to it a cutting from the *I. Horsfalliæ*. I cut the scion so as to have one bud above the tuber, and one at the part where they have to close, as it assists the more rapid union. Having fitted them together I secure them firmly with matting, then pot them each in a small pot, and place them in a hotbed frame, or where I have moist temperature to heat the stove, and in a week they unite and soon grow rapidly.

Vicarage, Beds.

PROPAGATING TREE PEONIES BY GRAFTING.—The *Pæony*, mountain, &c. grow very slowly when raised from cuttings, but when grafted on the tubers of herbaceous kinds they soon unite and grow vigorously. I have grafted fifty the past season, and all have succeeded admirably. I performed the operation on August 1st, taking up tubers from the common *Pæony* of the garden borders, cut it through horizontally, taking about one-third its length off. I then cut out a small triangular portion of the side, and formed the scion so as to fit it entire, having only one bud above the tuber. After securing them with matting, I clayed them up in the usual manner, and having potted, one in a pot, and placed them in a hotbed frame, they soon united and have grown freely. I removed them at the middle of September into a cool frame, where they now are doing admirably.

JUVENIS.

CRITERION OF A CARNATION.—The calyx or pod should be long, firm, and entire, and of sufficient substance to support.

The petals should be thick, broad, and substantial, perfectly smooth, and free from notch or indenture on the edge. The outside or guard petals should rise gracefully above the pod, and turn in a horizontal direction, having a gradual slight concavity, or disposition to cup, but not terminating in an abrupt curl at the outer edge, the whole forming a complete circle. The interior petals should rather decrease in size as they approach the centre, and each row be regularly and alternately arranged above the other, so as never to be crowded, nor, on the other hand, to have a loose and gaping appearance; in fact, the spaces should be only sufficient to display the colouring distinctly. The number of petals in a first-rate specimen should not be less than seventeen, three of them being placed in the centre to form a crown, the whole will then, when well arranged, produce.

The form, when held on a side view, of the half of an oval or elliptic, and having, when seen from above, a fine circular appearance.

The colours, whether bizarre or flake, should be strong, brilliant, and distinct throughout.

The ground colour should be a pure white, free from speck, blotch, tint, or tinge of any sort.

The flakes should be broad and bold, commencing at the extreme edge, of a proportionate width to the petal, running through to the centre, or so far as the eye can discern, and diminishing in breadth as they approach to the centre in the same ratio as the petal.

The distribution of colours should be equal in every respect, in a flake not less than three divisions on each petal, in a bizarre not less than five divisions, and when properly arranged their respective and united beauties should be strikingly apparent.

Size not to be lost sight of, though not to take precedence unless the other general properties be equal.

ON TULIPS AND ANEMONIES.—A certain contributor has said of the northern florists that they are a century behind the southern ones. It seems to me, if not a century behind, they are very much behind, for puffing up Tulips, a flower that lasts about a fortnight, and then the beauty is gone for that year. I wonder what southern amateur would pay pounds, or even shillings, whilst single Anemonies can be purchased for so many pence, a flower with their lovely arranged anthers, contrasting delightfully with their splendid and almost innumerable shades of colours, surpassing any Tulip in brilliancy.

I for one beg of my brethren of the north not to fill so many pages of the *CABINET* for those outcasts of the south, but let them die a natural death.

P.S.—As the Kentish contributor has not named a *Camellia* in his list, that I saw in bloom, planted out in conservatory, in the collection of Mrs. Palmer, I now take the liberty of doing so. Its name is *Ramseana*, which for magnificence surpassed every *Camellia* I ever beheld.

A SOUTHLANDER,

ON THE CAUSES OF FOULNESS OF COLOUR IN THE CARNATION.—There are few circumstances which cause so much disappointment to the practical florist as the running into colour, or sporting, as it is technically called, of his flowers. It might naturally have been concluded, that a subject of such vast moment to him would have been, from the first, carefully investigated, and its cause explained and made manifest, in order to its being remedied. Nothing, however, has been attempted respecting it; so indisposed are men to think for themselves, and so apt are they to follow the beaten track! hence, ignorance is allowed to prevail, and error to be perpetuated.

It is the opinion commonly prevalent among florists, that the cause of sporting, or foulness of colour, in the Carnation, is to be attributed to an over-nutritious soil; and hence the remedy universally prescribed is the growing of them in a poorer or reduced soil, to make them return to, or preserve them in, a clean state. It is my fixed belief, however, that the converse of this is the case, viz., that the cause of sporting or running of the colour in this flower is really dependent on a deficiency of nourishment, either in quality or quantity. On considering the history and economy of the Carnation, we find that it is naturally single, consisting of five petals, and is also a self, or a flower of one colour. Now it is by cultivation in our gardens that it becomes double, the stamens being converted into petals, and is also made to break into those beautiful stripes which constitute the flake and bizarre. And as it is exalted cultivation which has changed its character and raised it to this condition, so are neglect in its culture and deficiency of its proper nutriment the cause of its degenerating and running back again to its pristine state; reducing it first to a self, and eventually, indeed, to a single flower. Any circumstances, therefore, which deprive the plant of a due and full supply of suitable food, whether it be a poor soil, or it be a cold and ungenial season, which cramps the energies of the plant, and prevents the due elaboration of its nutrient juices, will cause the flower to degenerate and its colours to run. I consider an untoward season tantamount to a poor soil in its ultimate effects on the plant. The flake or bizarre state, I repeat, is manifestly the effect of high cultivation, and the running into a foul or self state must be considered a degeneration, induced by a low degree of culture or defective supply of suitable nutriment; and in this view of the case nothing appears to be more unphilosophical, and more inconsistent with reason, observation, and fact, than the attributing the variegated and brilliant colours of the Carnation to a leprosy, a degeneration, and weakness of the vital energies of the plant. The pink affords equal illustration of the position I wish to establish; it also is naturally single, but by culture it becomes double, and acquires the beautiful laced colour on the edges of the petal; in unpropitious seasons, however, or when grown in poor soil, this characteristic marking, like the stripes of the Carnation, becomes indistinct, or is altogether wanting. In the case of the Tulip also, the circumstances are the same; if the bulb of the finest flower be left in the ground, it becomes flushed and foul in colour, and eventually turns to a self or breeder state; for the bulb, year after year sending down its roots into the same portion of soil, at length exhausts it, and hence, unable to meet with a due supply of food, it degenerates into its former state of a self-coloured flower.

I have but one experiment to adduce on this subject, interesting at it is, as well to the vegetable physiologist as to the practical florist. I planted in pots ten layers of a run purple flake Carnation—Ely's Lady Hewley; five of them in poor garden soil, the other five in cow manure, six years old, with a due portion of sand. Those which grew in the poor soil still continued selfs; while of the latter three bloomed beautifully clear-flaked flowers, the remaining two still continuing in the self or run state. This, like a single experiment, is corroborative of my theory.

A correspondent of the *Chronicle* mentions the case of a Carnation which had been foul in colour for two years, becoming clean on its stalk, being nearly cracked in two at a joint, and supposes that the return to a clean state was owing to the over-supply of nourishment, which he thinks to be the cause of foulness, being cut off from the flower. As this is a striking example, apparently strongly militating against my theory, I shall take the trouble of giving its true

explanation, and it may serve to show how seemingly only are the objections which may possibly occur to the minds of some florists on this subject. I lay hold of this fact, then, as very strong proof of the truth of my own opinion; and will show that when the stalk of a Carnation is thus cracked at a joint, the flower-buds above will have a greater abundance of nourishment, and hence will, in all probability, become clean. As thus: the nutritious juices absorbed by the roots are propelled upwards, even through the small portion of the uncracked stem, and after being transmitted to the flower-buds, their course downwards to the plant and roots is checked, obstructed, and rendered almost impossible, at the cracked joint; hence an unusually abundant supply is maintained at the top of the flower-stalk. The flowers there situated, thus plentifully supplied with nutritious food, break into all those fine stripes which cultivation has naturally induced in them. Further, it is especially worthy of remark, as greatly establishing the truth of the above explanation, that when the stalk of a Carnation is cracked at a joint (a circumstance not unfrequent in wet seasons), the flowers are for the most part large, fine, and boldly developed. Indeed, this is precisely what happens, and admits of explanation, on the same principle as the ringing of apple-trees; that is, making incisions through the bark, to cause them to bear more plentifully; in other words, arresting the flow of sap downwards from the branches to the root, and thus, by augmenting its supply in the upper parts, rendering it subservient to the greater production of fruit.

The compost most suitable for the Carnation is, simply, two parts old pasture sods, two years old, and one part old frame manure, three years old, with a sufficient addition of coarse river-sand, to prevent tenacity of the soil. Pasture sods reduced to mould are preferable to soil taken from a greater depth, inasmuch as they contain the fibrous roots of the grass, which, during their gradual decay, afford a constant supply of most acceptable nourishment. I must here close my observations on this delicate, and, to the florist, most important subject; with the assurance, however, that though more important engagements have compelled me to dismount a favourite hobby-horse, the cultivation of florist's flowers, I shall always be ready to communicate the reminiscences of a florist, when information is sought for, as in the present instance, on an important subject—for he is, of all men, the greatest miser who is a niggard of knowledge.—F. R. HORNER, M.D., Hull, 10th August, 1841.—*Gardeners' Chronicle*.

FASTENING DOWN PLANTS IN FLOWER-BEDS.—Instead of pegs, I employ matting cut into lengths of four inches, and these divided into three or four pieces: I double these pieces round the shoots, and fasten the end of the matting in the soil with a small dibber. In this way, a boy or a woman may trim and tie down all the plants in a flower-garden in less time than it would require to procure pegs, while the work is much more neatly done than if the best pegs had been used.—*AMICUS*.

BUDDING ROSES, &c.—The bud for insertion is taken off the shoot very close to the eye; the tip or part of the bark below the bud is cut off quite close, to allow the bud to be pushed closer into the stock without being bruised. It then requires only to be tied above the bud, and a composition applied to exclude the air and keep the bud cool, consisting of two-thirds cow-dung and one-third stiff loam. The bud requires no untying, and generally grows so closely into the stock as hardly to be distinguished from a shoot, and is not so liable to be blown out or injured. The composition is applied in a liquid state, with a small brush.

The large showy roses that flower in June and July should be pruned in February. As many of the strongest young shoots as the tree is capable of supporting should be left, and the rest cut out; the branches left for flowering should be shortened back about one-third, and those intended for next year's wood to be about three buds. By this method of pruning I have many roses with shoots from three feet to six feet long, covered with blossom buds. Those standards which have long shoots are hooped over each other, and produce a beautiful effect. Those dwarfs that admit of it have their shoots pegged down, or, if planted close together, they are intertwined, and thus the ground is

covered with roses: if a little attention is paid to colour, a very pleasing effect may be produced. The young shoots intended for the next season are allowed to grow erect, and have the full influence of light and air. My reason for this kind of pruning is, that, as rose trees usually begin to grow early, the first 12 inches of a shoot 3 feet long are produced when the soil is moist and the sun has but little power; the second 12 inches are added when the soil is becoming drier, and the sun has greater influence, in June, July, and August, and on this part of the shoot the best flower-buds are formed; the last growth takes place in the autumn, when the days decrease in length, and consequently this part of the shoot is not well matured. Roses should always be thinned in summer, to increase the strength of those shoots intended to produce flowers next season. In November I cut back the arched branches, and cover the ground with a coat of well rotten dung, and in the spring peg down the young shoots, as above described.—ROSA.

PROPAGATION OF PINKS.—The pink is propagated by a friend of mine, something after the manner in which the vine is coiled. He makes the soil much firmer than is usually done in the general manner of piping. He does not use a dibber to plant with, but the fore-finger, but lays the lower end of the slip *horizontally* upon the surface of the soil, and so presses it down into it; when, from the firmness of the soil, the slip is compelled to slip round the end of the finger, with the other hand he turns up the top to its perpendicular, and presses the lower end down till the tail is about half an inch beneath the soil; he then makes the soil firm, and the operation is complete. If the slips are too long, he cuts them up to a joint, to a suitable length. He has slipped off hundreds, and have not even cut off the rag left on in slipping, and by the above process not one cutting has failed; yet it is better that the ragged end be cut off, either with a sharp knife or with scissors, which is generally the most expeditious method. Not more than one in a hundred fails.—DIANTHUS.

CURIOUS AND BEAUTIFUL ROSES, MESSRS. RIVERS, SAWBRIDGEWORTH.—Among the Chinas were several valuable for their changeable properties, opening of a light rose, then becoming darker, and finally dying off quite crimson; the varieties that possess this singularity are Belle Isidore, Etna, Rubens, Camellia Panaché, and Virginie. An Italian variety called Manetti, of strong growth, has been found to make an excellent stock for Teas and Chinas. Among the finest things that we saw, was a quarter of dwarf Rose du Roi, growing and flowering with the greatest luxuriance; they made the surrounding air “redolent with Roses.” A number of interesting experiments on different manures have been tried, and the following are the results up to this time:—Lance’s humus is a much better top-dressing for Roses than ammonia; half-inch bone-dust is an excellent manure for Tea and China Roses planted in a close soil, in consequence of its acting mechanically as drainage, as well as a manure; nitrate of soda as a top-dressing for seed-beds of Spruce Fir, killed them all; but Lance’s humus put on some beds of young Elms, has accelerated their growth considerably. We observed a very ingenious method for preserving seeds in pots from mice and birds, or preventing them being washed out by rain, as well as equalising the temperature; it consisted of a circular plate of burnt clay, about the same thickness as the pot, perforated with holes; it is laid on the top of the pot when the seeds are sown. One of the houses was heated by means of an Arnott’s stove, with a pan of hot water placed on the top of it, connected with an air-chamber; by this means a gentle bottom-heat is obtained, as well as a moist atmosphere. Another house, about fifty-six feet long, was also heated with a 20-inch Arnott’s stove; this house was ventilated by means of wooden shutters placed behind and in front, the top-lights being fixed on the top of the 4-inch brick walls, without plates or rafters. A large collection of hardy plants is grown here, and there are handsome specimens of some of the kinds, particularly a large Fern-leaved Beech close to the house, which is, indeed, quite a tree; and the original plant of *Quercus Turneri*, which is, without doubt, a seedling. *Salix Americana pendula*, grafted standard high,

forms a very elegant tree, with glaucous foliage, and fine purple shoots; and *Acacia hispida major*, also grafted as a standard, suffers little from the wind if the tips of the young shoots are kept constantly pinched off. Among the new and rare plants we observed *Ligustrum angustifolium*, a handsome evergreen shrub, said to be hardy; the purple-leaved common Berberry, a hybrid *Pyrus* between *spectabilis* and *japonica*, which has larger and higher-coloured flowers than the former, and *Spiræa venusta*, a handsome herbaceous plant, with the habit of *ulmifolia*, but which has bright pink flowers. *Quercus spicata* and *Clematis Sieboldii*, planted in a rather cold soil, survived the last winter uninjured without protection.

CULTURE OF THE AMARYLLIS.—Directions are commonly given to repot the plants as soon as they show flower, or before they begin to grow. "When first I cultivated amaryllis I pursued this plan, to the destruction of many of my bulbs, and whenever I have recurred to it since, or seen it tried by others, the same effect, either of complete or partial decay, has followed. If amaryllis be shifted into fresh pots, either soon after the leaves die off, or just before they begin to grow, the whole of the young roots perish, and decay so begun extends to the coats of the bulbs, forming a canker which it is almost impossible to cure. The management which I should recommend is invariably to repot such bulbs as require it when their foliage is in full vigour or still growing, say in June or July, or earlier, according to the treatment they have received. When the foliage dies at the tips, water should be gradually withheld, and the bulbs kept dry till the flower-buds appear. When the stem is half-grown water may be administered very moderately, but the plant should not have much till the leaves are six inches long."—*Gardeners' Chronicle*.

ANSWERS.

A LIST OF SHOW PELARGONIUMS.—Noticing in the October Number of the CABINET that a correspondent requests a list to be given of some of the best Pelargoniums in each class of colour; and having had the opportunity, in the care of the collection of Mr. Catleugh, at Hans-place, Sloane-street, Chelsea, I am enabled very confidently to recommend the following as every way, if well grown, calculated to answer the purpose desired by your correspondent.

W. ELPHINSTONE.

Amyntor, F, rose.
 Black Dwarf, G, dark.
 Constellation, G, light with dark top.
 Creole, G, purple.
 Duke of Cornwall, Lyne's, orange.
 Emma, Lumsden's, white.
 Eclipse, C, orange.
 Favourite, F, dark.
 Flash, G, rosy crimson.
 Flamingo, G, rosy-scarlet.
 Grand Monarch.
 Gipsy, F, dark.
 Hebe, Beck's, dark.
 Lady Villiers, F, beautiful rosy-flesh,
 dark spot.
 Luna, F, light.
 Madelina, dark rose.
 Madame Taglioni, orange.
 Melone, C, dark crimson.
 Maid of Honour, Cock's, rose, blush
 top with dark spot.
 Nestor, light with dark top. [fine.
 Pulchellum, F, white with blush tinge,

Pre-eminent, C, in the way of Nymph,
 fine, bold flower, of a rosy-carmine,
 dark spot.
 Paris, C, orange.
 Queen of the Fairies, G, whitish with
 dark top.
 Rising Sun, Gaines's, carmine-scarlet,
 dark spot.
 Rosetta Superb, rose.
 Rhoda, F, orange.
 Symmetry, G, light with very dark
 spot.
 Sapphire, F, crimson.
 Sir R. Peel, F, purple.
 Unit, G, light.
 Wizard, G, dark orange.
 Witch, G, white.
 Wonder, G, dark.

G, raised by Rev. R. Garth.
 F, „ E. Foster, Esq.
 C, „ Mr. Catleugh.

A LIST of handsome flowering herbaceous Perennials, &c., for the Flower Garden, in compliance with the request of an Old Subscriber (see page 20).

	Height in Feet.	Colour.	Period of Blooming.
<i>Achillea millefolium rubrum</i> (Milfoil)	2	red . . .	May to Oct.
„ <i>ptarmica</i>	2	white . . .	„ „
<i>Aconitum Chinensis</i> (Monk's Hood)	3	blue . . .	July to Oct.
<i>Adenophora denticulata</i>	$\frac{1}{2}$	„ . . .	June to Sept.
<i>Adonis vernalis</i>	$\frac{1}{2}$	yellow . . .	Mar. to April.
<i>Agrostemma Bungeana</i>	$1\frac{1}{2}$	scarlet . . .	June to Oct.
* <i>Alstræmeria ovata</i>	„	red and yellow . . .	„ „
* „ <i>acutifolia</i>	„	„ „	Aug. to Oct.
* „ <i>psittacina</i>	„	crimson . . .	„ „
* „ <i>aurantiaca</i>	„	orange . . .	June to Oct.
* „ <i>hirtella</i>	„	red and yellow . . .	„ „
<i>Alyssum saxatilis</i>	1	yellow . . .	June to Sept.
„ <i>montanum</i>	1	„ . . .	May to Aug.
* <i>Amaryllis Belladonna</i> , B	2	rosy-red . . .	July to Aug.
* <i>Anagallis Phillipsi</i>	2	blue . . .	June to Nov.
* „ <i>fruticosum</i>	2	vermillion-red . . .	„ „
* „ <i>Monelli</i>	2	blue . . .	„ „
* „ „ <i>lilacina</i>	2	lilac . . .	„ „
<i>Anchusa violacea</i> , Bugloss	$2\frac{1}{2}$	violet-blue . . .	May to Oct.
„ <i>incarnata</i>	„	flesh . . .	„ „
<i>Anemone vitifolia</i> , T	2	white . . .	June to Oct.
„ <i>nemorosa plena</i> , T	1	white and red . . .	April to June
„ <i>coronaria</i> , single & dble, T	1	various . . .	„ „
„ <i>portensis</i> , single & dble, T	1	„ . . .	„ „
* <i>Anomatheca cruenta</i> , B	1	blood . . .	May to Sept.
<i>Antholyza æthiopica</i> , B	2	scarlet and green . . .	June to Aug.
„ <i>præalta</i> , B	2	orange . . .	„ „
<i>Anthyllis vulneraria</i> , and <i>rubra</i> and <i>alba</i>	$\frac{1}{2}$	yellow, red, and white . . .	April to Sept.
„ <i>montana</i>	$\frac{1}{4}$	pink and white . . .	June to Aug.
<i>Antirrhinum majus</i> (Snapdragon), various, as scarlet, crimson and white, carnation striped, pink, red, white, single and double, rose, single and double	$2\frac{1}{2}$	various . . .	June to Nov.
<i>Aquilegia glandulosa</i> (Columbine)	$2\frac{1}{2}$	white and blue . . .	June to Sept.
„ „ <i>concolor</i>	$2\frac{1}{2}$	purple and violet . . .	„ „
<i>Arabis lucida</i> (Wall Cress)	$\frac{1}{2}$	white . . .	May to Aug.
„ <i>alpina</i>	$\frac{1}{2}$	„ . . .	Mar. to June
<i>Asclepias pulchra</i> (Swallow Wort)	2	purple . . .	June to Sept.
„ <i>tuberosa</i>	2	orange . . .	„ „
<i>Asphodelus luteus</i> (King's Spear)	3	yellow . . .	„ „
<i>Aster amelloides</i> (Star Wort)	$1\frac{1}{2}$	violet . . .	July to Sept.
„ <i>amellus</i>	2	purple . . .	Aug. to Oct.
„ <i>dumosus</i>	$2\frac{1}{2}$	white . . .	Sept. to Nov.
„ <i>grandiflorus</i>	$2\frac{1}{2}$	purple . . .	„ „
„ <i>Novæ Angliæ</i> , and var. <i>rubra</i>	5	purple; red . . .	„ „
„ <i>roseus</i>	4	rose . . .	„ „
„ <i>pulchellus</i>	1	purple . . .	May to Sept.
„ <i>pulcherrimus</i>	2	blue . . .	Sept. to Nov.
„ <i>spectabilis</i>	$2\frac{1}{2}$	„ . . .	Aug. to Oct.
„ <i>blandus</i>	2	pale blue . . .	Sept. to Nov.
„ <i>elegans</i>	$2\frac{1}{2}$	blue . . .	Aug. to Nov.
„ <i>paniculatus</i>	3	„ . . .	Sept. to Nov.

	Height in Feet.	Colour.	Period of Blooming.
Aster diffusus	2	white	Sept. to Nov.
„ alwartensis	1½	red	May to June
Astrantia major (Master Wort)	2½	striped red & white.	June to Oct.
„ minor	2	pink	„
Bellis perennis (Daisy)	½	various	April to Oct.
Bupthalmum grandiflorum (Ox-eye Daisy)	1½	yellow	June to Oct.
Calophanus oblongifolia	½	blue	July to Oct.
*Calochortus splendens, B.	1½	white and red spot .	„
* „ venustus, B.	1½	lilac	„
Campanula azurea (Bell Flower)	„	„	„
„ carpatica	1	blue and white . .	June to Sept.
„ punila	½	„ „	„
„ lersicaifolia	2	white, double white, blue, double blue	„
„ „ maxima	2	blue	„
„ „ grandes	2	„	„
„ pyramidalis	3 to 4	blue and white, var.	July to Oct.
„ sarmatica	2	pale blue	June to Sept.
„ glomerata	2	violet	May to Sept.
„ „ single and double white	1½	white	„
„ speciosa	2	purple	May to Aug.
„ grandiflora	2½	„	„
„ garganica	1½	pale blue	June to Oct.
„ „ alba	1½	white	„
„ latifolia maerantha	2	lilac	July to Oct.
„ nitida	1½	blue, white, and double white	„
„ Barlerii	1	purple	„
Catananacha cœrulea	3	blue	„
„ „ bicolor	3	white and blue . .	„
Centaurea montana (Bott'e)	2	blue	„
Chelone barbatum	3	scarlet	„
„ „ alba	„	white	„
Clematis erecta (Virgin's Bower)	3	„	„
Colehium autumnale (Autumn Cro- cus)	½	purple, white, and and double purple	Sept. to Oct.
Coreopsis lanceolata (Tickseed Sun- flower)	2½	yellow	July to Oct.
„ tenuifolia	1½	„	June to Sept.
„ grandiflorum	2	„	„
Cosmos diversifolia	3	lilac	Aug. to Sept.
Coronilla varia	3	„	July to Sept.
Crucianella styloso (Cross Wort)	2	pink	May to Nov.
Cyclamen europeum	½	red	Aug. to Sept.
„ hederifolium	„	purple and white . .	May to July
Delphinium Barlowi (Larkspur)	2½	blue	June to Sept.
„ grandiflorum	„	white, blue, double dark blue.	„
„ chinense	4	light blue, white, and bluish purple.	„
Dianthus barbatus (Sweet William)	1½	var.; double white, double crimson, &c	„
„ atrorubens	1½	dark red	„
„ latifolius	1½	rosy-pink	„
„ superbus	2	whitish-lilac	„
„ cariophyllus	2	carnations, various; mule pink, &c.	„

	Height in Feet.	Colour.	Period of Blooming.
<i>Draba aizoides</i>	$\frac{1}{2}$	yellow	Mar. to Apr.
<i>Digitalis albus</i> (Fox Glove)	$2\frac{1}{2}$	white	July to Sept.
<i>Dracocephalum austriacum</i> (Dragon's Head)	$2\frac{1}{2}$	blue	June to Sept.
,, <i>speciosum</i>	1	,,	,,
,, <i>superbum</i>	1	white	,,
,, <i>grandiflorum</i>	1	blue	,,
<i>Erythronium dens canis</i> , B (Dog's tooth Violet)	$\frac{1}{2}$	white and red	Mar. to Apr.
<i>Galega officinalis</i> (Goat's Rue)	3	lilac and white	May to Sept.
<i>Geranium nodosum</i>	$\frac{1}{4}$	rose	June to Oct.
,, <i>striatum</i>	2	white, pencilled	,,
,, <i>sanguineum</i>	2	rosy-red	May to Aug.
<i>Geum atrosanguineum</i>	2	red	June to Sept.
<i>Cardoquia betonicoides</i> (Sword Lily)	$1\frac{1}{2}$	rosy-red	June to Oct.
<i>Gladiolus byzantinus</i> , B2	red	July to Sept.
* ,, <i>psitticinus</i> , B	3	,,	Aug. to Oct.
,, <i>commnis</i> B	2	,,	,,
,, ,, <i>carneus</i> , B	2	flesh	,,
<i>Hesperis matronalis</i> (Rocket)	$1\frac{1}{2}$	white, purple, double white, double purple.	June to Sept.
<i>Hieracium aurantiacum</i> (Hawkweed)	$1\frac{1}{2}$	orange	,,
<i>Helianthus multiflorus plenus</i> (Sun- flower)	3	yellow	Aug. to Oct.
<i>Hepatica Americana</i> , &c.	$\frac{1}{2}$	blue and pink, dble blue, double pink	Mar. to May
* <i>Hunnemannia fumarifolia</i>	$1\frac{1}{2}$	yellow	June to Sept.
<i>Hyacinthus orientalis</i> , B.	1	various	April to June
<i>Hypericum elegans</i> (St. John's Wort)	$1\frac{1}{2}$	yellow	June to Aug.
,, <i>pulchrum</i>	1	,,	,,
<i>Iberis semperflorens</i> (Candy Tuft)	1	white	May to Sept.
<i>Iris chinensis</i>	$1\frac{1}{2}$	pale blue	May to Aug.
,, <i>xiphoides</i>	2	blue and yellow, and numerous others	,,
,, <i>sibirica</i>	$2\frac{1}{2}$,,	,,
<i>Lathyrus grandiflorus</i> (Pea) climber	..	deep rose	June to Oct.
<i>Liatris speciosa</i>	3	rosy purple	July to Oct.
<i>Lilium atrosanguineum</i>	$2\frac{1}{2}$	dark red	June to Aug.
,, <i>aurantium</i>	4	orange	,,
,, <i>candidum</i>	4	white	,,
,, <i>bulbiferum</i>	$2\frac{1}{2}$	orange	,,
* ,, <i>japonicum</i>	3	white	,,
,, <i>martagon</i>	$2\frac{1}{2}$	red, double white, orange, purple	,,
* ,, <i>speciosum</i>	4	orange	,,
,, <i>tigrinum</i>	3	,,	,,
* <i>Linum monogynum</i> (Flax)2	white	June to Sept.
* ,, <i>flavum</i>	1	yellow	,,
<i>Lobelia atrosanguineum</i> , <i>coelestis</i> , <i>fulgens</i> , <i>grandis</i> , <i>speciosa</i> , <i>siphilitica</i> , <i>coccinea</i> , <i>pyra- midalis</i> , <i>violacea</i> , <i>coccinea</i> <i>splendens</i> , <i>dentata</i> , <i>alton- towriensis</i> , <i>purpurea</i> , <i>nigra</i> .	..	various	June to Nov.
<i>Lupinus polyphyllus</i>	$2\frac{1}{2}$	blue, white, and pale blue	June to Aug.
,, <i>grandifolius</i>	$2\frac{1}{2}$	purple	,,

	Height in Feet.	Colour.	Period of Blooming.
<i>Lychnis chalsedonica</i>	2 to 3	scarlet, double scarlet, white, double white.	June to Sept.
,, <i>coronaria</i>	2½	red, white, double red, double white	,,
,, <i>fulgens</i>	1	scarlet	,,
,, <i>Bungeana</i>	1	,,	July to Sept.
<i>Lysimachia quadrifolia</i>	2½	yellow	,,
<i>Lythrum virgatum</i>	3	purple	,,
,, <i>salicaria</i>	3	,,	,,
<i>Mimulus cardinalis</i>	2	red	,,
,, <i>Harrisonia</i>	2	rose and purple	,,
,, <i>luteus, varietus.</i>	1	yellow, &c.	,,
<i>Monarda didyma</i>	2½	red	,,
,, <i>purpurea</i>	2½	purple	,,
<i>Narcissuses, various</i>	1	various	Mar. to May.
* <i>Nuttallia grandiflora.</i>	2½	pink	July to Oct.
<i>Oenothera fruticosa</i>	2	yellow	June to Sept.
,, <i>salicifolia</i>	2½	,,	,,
,, <i>macrocarpa</i>	1½	,,	,,
,, <i>speciosa</i>	1	white	April to Oct.
,, <i>grandiflora</i>	2½	yellow	June to Oct.
<i>Ornithogalum pyramidale</i>	1½	white	June to Sept.
<i>Pæonia officinalis</i>	2	red	May to July.
,, ,, <i>alba</i>	2	white	,,
,, ,, <i>rosea</i>	2	rose	,,
,, ,, <i>anemoneflora</i>	2	pink	,,
,, ,, <i>carnea</i>	2	flesh	,,
,, ,, <i>Baxteri</i>	2	crimson	,,
,, ,, <i>fulgens</i>	2	deep crimson	,,
,, <i>moutan</i>	2	purple	,,
,, ,, <i>albida plena</i>	3	double white	,,
,, ,, <i>carnea plena</i>	3	double flesh	,,
,, ,, <i>papaveracea</i>	3	white and red	,,
,, ,, <i>speciosa</i>	3	pink	,,
,, ,, <i>rosea plena</i>	3	double rose	,,
,, ,, <i>punicea</i>	3	carmine-red.	,,
,, <i>albiflora</i>	3	white	,,
,, ,, <i>fragrans</i>	3	blush	,,
,, ,, <i>grandiflora</i>	3	red	,,
,, ,, <i>carnea grandiflora</i>	3	flesh.	,,
<i>Papaver bracteatum</i> (Poppy)	3	orange-red	May to Aug.
,, <i>orientale</i>	3	orange	,,
<i>Pentstemon gentianoides</i>	2½	deep purple.	May to Oct.
,, ,, <i>coccinea</i>	..	scarlet.	,,
,, <i>atropurpureus</i>	..	purple	,,
,, <i>campanulatus</i>	..	rosy-red	,,
,, <i>ovatum</i>	..	blue	,,
,, <i>speciosum</i>	..	,,	,,
,, <i>diffusum</i>	..	purple	,,
,, <i>cobœa</i>	..	white and rose	June to Sept.
,, <i>Murrayanum</i>	4	scarlet	,,
<i>Phlox suaveolens.</i>	2	white	May to Oct.
,, <i>omniflora</i>	..	,,	,,
,, <i>cordata grandiflora</i>	3 to 4	lilac	,,
,, <i>glaberrima.</i>	2	red	,,
,, <i>Carolina</i>	2	pale purple	,,
,, <i>pyramidalis</i>	3	purple, lilac, white	,,
,, <i>Broughtonia</i>	2	red	,,

	Height in Feet.	Colour.	Period of Blooming.
<i>Phlox tardiflora</i>	2	white	Sept. to Nov.
„ <i>glomerata</i>	2	rose	Aug. to Oct.
„ <i>formosa</i>	2½	white	„
„ <i>Van Houtte</i>	2	white and crimson stripes.	„
„ <i>elegantissima</i>	2	red	May to Oct.
„ <i>brilliante</i>	2	bright rose	„
„ <i>Ingranii</i>	2	lilac	„
„ <i>carnea</i>	2	flesh	„
„ <i>pulchella</i>	2	pink	„
„ <i>procumbens</i>	1	rose	„
„ <i>Listoni</i>	2	purple	„
„ <i>setacea</i>	¼	lilac	„
„ <i>speciosissima</i>	2	„	„
„ <i>paniculata</i>	3	purple, pink, white	„
„ <i>nivalis</i>	½	white	April to June.
<i>Potentilla atrosanguinea</i>	2	deep crimson	June to Oct.
„ <i>Heazlegravi</i>	2	rich crimson	„
„ <i>ignescens</i>	2	bright crimson	„
„ <i>coccinea</i>	2	scarlet	„
„ <i>Garneriana</i>	2	yellow and red	„
„ <i>Hopwoodiana</i>	2	„	„
„ <i>Thomasi</i>	2	bright yellow	„
„ <i>formosa</i>	2	rosy purple	„
<i>Primula vulgaris</i> (Primrose)	½	double white, double crimson, double purple, double yellow, double flesh, double violet, double copper.	Mar. to July.
* „ <i>prænitans</i> (Chinese)	1	rosy pink, white, double white, fringed.	Mar. to Oct.
<i>Pulmonaria grandiflora</i> (Lung Wort)	1	pink	May to Aug.
<i>Pyrethrum inodorum plena</i> (Fever- few)	2	double white	May to Oct.
„ <i>roseum</i>	2	rose	„
<i>Ranunculus acris plena</i>	2	double yellow	„
„ <i>platanifolius plena</i>	2	double white	May to Aug.
<i>Rudbeckia purpurea</i>	4	light rosy purple	July to Sept.
<i>Saponaria ocymoides</i> (Soap Wort)	2	pink	June to Sept.
<i>Scilla amœna</i> , B	½	blue	Mar. to May.
„ <i>bifolia</i> , B	½	blue, white, red	„
„ <i>verna</i> , B	½	blue, white, rose	„
<i>Scutellaria grandiflora</i>	2	red	July to Sept.
<i>Silene laciniata</i> (Catchfly)	1½	scarlet	„
<i>Solidago lanceolata</i> (Golden Rod)	2	yellow	Aug. to Nov.
„ <i>speciosa</i>	2½	„	„
* <i>Spigelia marilandica</i>	1	red and yellow	July to Sept.
<i>Spizœa filipendula plena</i>	2	double white	Aug. to Nov.
„ <i>barbata</i>	2	white	„
„ <i>aruncus</i>	2	„	„
<i>Statice latifolia</i>	2	blue	July to Oct.
„ <i>bellidifolia</i>	2	„	„
<i>Symphitum Bohemicum</i>	2	scarlet	May to Sept.
„ <i>hybridum</i>	3	red and blue	July to Sept.
<i>Thalietrum aquilegifolium</i> (Meadow Rue)	2½	white	June to Oct.
„ <i>purpureum</i>	purple	„

	Height in Feet.	Colour.	Period of Blooming.
<i>Thalictrum formosum</i>	2½	dark purple . . .	June to Oct.
<i>Tigridia pavonia</i> , B	1½	orange and red . .	„
„ <i>conchiflora</i> , B	1½	dark yellow and red	„
<i>Trifolium rubrum</i> (Trefoil)	1½	red	June to Sept.
<i>Tradescantia virginica</i>	1	blue	„
<i>Tradescantia rosea</i>	1	rose	„
<i>Valeriana rubra</i>	2½	red	„
„ <i>coccinea</i>	scarlet	„
* <i>Verbena chamædrifolia</i>	½	scarlet, and nume- rous hybrids.	June to Nov.
* „ <i> Tweediana</i>	scarlet and nume- rous hybrids.	„
* „ <i>venosa</i>	lilac-purple . . .	„
* „ <i>teucroides</i>	white, rose, lilac .	„
<i>Veronica chamædryis grandiflora</i>	½	blue	May to Sept.
„ <i>incana</i>	2	„	„
„ <i>incisa</i>	2	„	„
„ <i>montana</i>	1	„	„
„ <i>grandes</i>	2	white	„
„ <i>glabra alba</i>	2	„	„
„ <i>elegans</i>	2½	pink	May to Aug.
<i>Viola odorata plena</i>	¼	double blue, double white, double pur- ple, double flesh, and single of each	Mar. to May.
„ <i>tricolor</i> (Heartsease)	½	numerous	Mar. to Nov.

All the above are handsome flowering plants, the best we have seen of the various genera, and if properly grown will not fail to give satisfaction. Those thus marked * require protection in winter in a cool frame or otherwise. There are many fine flowering plants might be added to the above list, which are termed greenhouse plants, also new half-hardy and hardy annuals, but we have omitted them, in order to give a list of such in our next number, not wishing to occupy too much room in this.

CONDUCTOR.

ON DESTROYING COCKROACHES.—On looking over a late CABINET, I see a receipt for the destruction of cockroaches. The most simple method I can assure the readers, from experience, is to procure a hedgehog, and keep it confined near where they are troublesome, feeding it with bread and milk occasionally, and they will disappear.

JAMES ROLLINS.

FLORICULTURAL CALENDAR FOR DECEMBER.

PLANT STOVE.—Roses, Honeysuckles, Jasmines, Persian Lilacs, Azaleas, Rhododendrons, Carnations, Pinks, Primroses, Mignonette, Stocks, Aconites, Persian Irises, Crocuses, Cyclamens, Rhodoras, Cinerarias, Hyacinths, Ribeses, Sweet Violets, Lily of the Valley, Correas, Dentzias, Mezerennus, Hepaticas, Gardenias, &c., required to bloom from January, should be brought in early in the present month. The plants should be placed at first in the coolest part of the house; never allow them to want water. Pots or boxes containing bulbous-rooted flowering plants, as Hyacinths, Narcissus, Persian Irises, Crocuses, &c., should occasionally be introduced, so as to have a succession of bloom. Cactus plants that have been kept out of doors, or in the greenhouse, should occasionally be brought into the stove for flowering, which gives a succession. If any of the forced plants be attacked with the green fly, a syringe with diluted tobacco-water will destroy them. If the leaves appear bit, and turn brown (the effect of damage by red spider), a syringe of soap-suds at the under side of the leaves

is effectual to destroy them. The glutinous substance remaining not only kills those it is applied to, but prevents others returning there. The old *Eranthemum pulchellum* with its fine blue flowers, *Justicia speciosa*, *Gesneria Zebrina*, *Justicia pulcherrima*, and *Appellandria cristata*, are fine winter ornamental blooming plants.

GREENHOUSE.—As much fire as will barely keep out frost will be necessary, and for the purpose of drying up damp arising from foggy nights, or from watering. All possible air should be admitted in the day-time, but mind to keep the plants from damage of frost. *Crysanthemums* will require a very free supply of air, and a good supply of water. By the end of the month many will be going out of bloom; such should be cut down; and if any kind be scarce, the stalks may be cut in short lengths, and be struck in heat. Always cut the lower end of the cutting close under the joint. If seed be desired retain the blooming stems on the plants, and keep them for some time in an airy warm situation to perfect. If greenhouse plants require watering or syringing over the tops, let it be done on the morning of a clear day, when air can be admitted; and towards evening a gentle fire-heat should be given.

FLOWER-GARDEN.—Be careful to protect beds of what are technically called “Florists’ flowers,” should severe weather occur. *Calceolarias* that were cut down and repotted last month will require attention. Not to water too much, or they will damp off. Keep them in a cool and airy part of the greenhouse or pit. Whilst in a cool and moist atmosphere, the shoots will often push at the underside numerous rootlets. Where such are produced, the shoots should be taken off and potted; they make fine plants for next season, and are easier propagated now than at any other season. Protect the stems of tender climbing *Roses*, and other kinds, by tying a covering of furze over them, that whilst it fully protects admits sufficiency of air for the well being of the plant.

Auriculas and *Polyanthuses* will require plenty of air in fine weather, and but little water. The like attention will be required to *Carnations*, *Pinks*, &c., kept in pots. *Dahlia* roots should be looked over, to see if any are moulding or likely to damage. Let the roots be dry before they are laid in heaps. Newly planted shrubs should be secured, so that they are not loosened by the wind. The pots of *Carnations* and *Picotees* should be placed in a situation where they may have a free air, and be raised above the ground. If they are under a glass-case, it will be much better than when exposed to the wet and severity of the winter, or many will in all probability be destroyed. Where it is desirable to leave patches of border-flowers undistributed, reduce them to a suitable size by cutting them round with a sharp spade. When it is wished to have a vigorous specimen, it is requisite to leave a portion thus undisturbed. *Ten-week Stocks* and *Mignonette*, in pots for blooming early next spring, to adorn a room or greenhouse, must not be over watered, and be kept free from frost. A cool frame, well secured by soil or ashes at the sides, and plenty of mats or reeds to cover at night, will answer well. Tender evergreens, newly planted, would be benefited by a little mulch of any kind being laid over the roots. During hard frosts, if additional soil be required for flower-beds upon grass lawns, advantage should be taken to have it conveyed at that time, so that the turf be not injured by wheeling. Pits or beds for forcing *Roses*, &c., should be prepared early in the month. Tan or leaves are most suitable, unless there be the advantage of hot water or steam. New planted shrubs of the tender kinds should have their roots protected by laying some mulch, &c. Suckers of *Roses*, &c., should now be taken off, and replanted for making bushes, or put in nursery rows; soils for compost should now be obtained. Beds of *Hyacinths*, *Tulips*, &c., should have occasional protection. Any roots not planted may successfully be done in dry mild weather till February.

INDEX.

A.

AUTHORS.

	Page
A. B. C., query by	91, 280
A Beginner, query by	134
A Competing Florist, query by	242
A Constant Reader, query by	91, 218, 267
----- Subscriber, query by	90
A. E., query by	280
A Florist of a Midland County, remarks by	60
A Foreman of a London Nursery, on potting plants.	128
----- on the culture of <i>Cyclamens</i>	238
----- on <i>Thunbergia grandiflora</i>	108
A Friend, on Wild Flowers	7
A Gardener in Yorkshire, on <i>Euphorbia Jacquiniflora</i>	111
A Juvenile Florist, query by	44
A Kentish Subscriber, on the <i>Camellia</i>	53, 78
A Learner, query by	281
A London Heath Grower, on Heaths	220
----- Practitioner, on forming Wax Models of Flowers.	2
A New Subscriber, query by	163, 242
A Nobleman's Flower Gardener, on growing Heaths	261
A Practical Gardener, query by	269
A Southlander, remarks by.	285
A Subscriber, on Plants in Dwelling-rooms.	259
----- query by	115, 180, 189
----- of many Years' standing, query by	267
----- from the First, remarks by	168
A Twelve Months' Subscriber, on <i>Cobæa scandens</i>	5
----- on <i>Fuchsia Corymbiflora</i>	110
----- query by	19, 281
A Welchman, remarks by.	94
A Youth, but an Ardent Florist, query by	44
An Old Subscriber, query by	20, 91, 114
Antiquarius, remarks by	20
Azalea, query by	162

ORIGINAL.

A Midland Counties' Florist, reply to the remarks of	122
A Young Tulip Grower, advice to	105

NEW PLANTS.

Abutilon <i>Bedfordiense</i> , noticed	63
<i>Acacia dentifera</i> , ditto	217
----- <i>rotundifolia</i> , ditto	239
Vol. XI. No. 130.	2 c

	Page
<i>Acacia spectabilis</i> , noticed	239
<i>Achimenes grandiflora</i> , reference to plate	121
——— <i>hirsuta</i> , ditto	273
——— <i>multiflora</i> , ditto 169, noticed	41
<i>Achronychia Cunninghamii</i> , ditto	62
<i>Acianthera punctata</i> , ditto	43
<i>Aerophyllum verticillatum</i> , ditto	278
<i>Æchmea fulgens</i> , ditto	240
<i>Aerides offinis</i> , ditto	278
——— <i>virens</i> , ditto	133
<i>Agapanthus umbellatus</i> , var. <i>maximus</i> , ditto	62
<i>Alstromeria chorillensis</i> , ditto	242
——— <i>lineatiflora</i> , ditto	278
——— <i>magnifica</i> , ditto	242
<i>Amica zygomeris</i> , ditto	113
<i>Androsache lanuginosa</i> , ditto	89
<i>Angræcum versicolor</i> , ditto	43
<i>Antirrhinum majus</i> , var. <i>quadricolor</i> , ditto	263
<i>Aster Cabulicus</i> , ditto	242

MISCELLANEOUS.

<i>Amaryllis</i> , on Blooming the	221
——— remarks on	289
——— <i>belladonna</i> , query on	242
——— remarks on	144
Anemonies and Ranunculuses, on taking up	46
April, Floricultural Calendar for	96
<i>Aristolochia gigas</i> , query on	44
Arnott's Stove, query on	280
<i>Auricula</i> , query on the	91
Azaleas, answer on	19, 134
——— query on	19, 134

B.

NEW PLANTS.

<i>Barnadesia rosea</i> , noticed	163
<i>Becium bicolor</i> , ditto	89
<i>Begonia</i> (nov. spec.), ditto	19, 65
——— <i>argyrostygma</i> , ditto	65
——— <i>Barkerii</i> , ditto	65
——— <i>castanæfolia</i> , ditto	65
——— <i>coccinea</i> , ditto	132
——— <i>crispa</i> , ditto	65
——— <i>dichotoma</i> , ditto	65
——— <i>Fischerii</i> , ditto	65
——— <i>Freemania</i>	264
——— <i>heracleifolia</i> , ditto	65
——— <i>hydrocotylifolia</i> , ditto	264
——— <i>insignis</i> , ditto	65
——— <i>longipes</i> , ditto	65
——— <i>macrophylla</i> , ditto	65
——— <i>mexera</i> , ditto	65
——— <i>parvifolia</i> , ditto	65

	Page
Begonia platanifolia, noticed	65
——— Preseriana, ditto	264
——— sanguinea, ditto	65
——— scandens, ditto	65
——— spathulata, ditto	65
——— undulata, ditto	65
Berberis dulcis, ditto	240
Bignonia picta, ditto	187
Boronia anemonifolia, ditto	63
——— Frazeri, ditto	278
Bossiaë eriocarpa, ditto	134
——— panicifolia, ditto	133
——— virgata, ditto	17
Brachysema bracteata, ditto	264
Brassia brachiata, ditto	42
——— Wrayæ, ditto	89
Bromhedia patustris, ditto	89
Brugmansia (nov. spec.), ditto	241
Brunsfelsia violacea, ditto	265
Burchellia Capensis, ditto	64

MISCELLANEOUS.

Botanic Society of London, remarks on the Royal	197, 220
Botanical Society of Edinburgh, ditto	243
Brugmansia suaveolens, remarks on Blooming	271
Bulbs, query on	242

C.

AUTHORS.

C. J. M. C., on Ranunculuses	102
C. R., query by	65
C. W. F., on Fumigating Greenhouses	118
——— query by	267
Carnation, query by	115
Clericus, on Climbers for a Conservatory, &c.	234
——— on closely Glazed Cases, in which to grow Plants	214
——— on the Culture of Chrysanthemums	127
——— ————— Gloxinias	87
——— ————— Mesembryanthemums	171
——— remarks by	45
Cobæa scandens, query by	44

ORIGINAL.

Cactus, on the Yellow and Scarlet Passiflora	79
Calceolarias, on the Cultivation of	212
Camellia, observations on the	53, 78
——— on Blooming for a lengthened period	209
——— on the Culture of the	49
Camellias, a descriptive List of	55, 78
Carnations, ditto	29, 56
——— descriptive Remarks on	8
Cases, on closely Glazed in which to grow Plants	214

	Page
Charcoal, experiments with	77
Chrysanthemum, remarks on the Culture of the	127
Cobæa scandens, on the Culture of	5
Cyclamens, ditto	235

NEW PLANTS.

Callistemon pinifolium, noticed	42
Camellia Japonica Albertii, reference to plate	49
Campanula grandis, noticed	89
——— Leflingii, ditto	113
——— punctata, ditto	264
Catasetum Wailesii, ditto	42
Catesbia parviflora, ditto	65
Catha paniculata, ditto	133
Cattleya Aremborgii, ditto	279
Ceanothus divaricatus, ditto	134
Centradenia rosea, ditto	113
Centranthera punctata, ditto	43
Cestrum viridiflorum, ditto	161
Chorizema Dicksoni, ditto	63
——— Spartioides, ditto	187
Cineraria, var. celestial, reference to plate	122
Cleisostoma dealbata, noticed	43
Clerodendron (nov. spec.), ditto	65
——— angustifolium, ditto	265
——— Kæmpferii, ditto	241
Clowesia rosea, ditto	217
Coburgia versicolor, ditto	17
Coleonema pulchra, ditto	44
Columnea Schiedeana, ditto	263
——— splendens, ditto	62
Comarastaphylis arbutoides, ditto	160
Comparettia rosea, ditto	62
Correa bicolor, ditto	41
Cryptosanus scriptus, ditto	279
Cymbidium Devonianam, ditto	161
Cynoches pentadactylon, ditto	113
Cytisus Weldenii, ditto	217

MISCELLANEOUS.

Cactus, Yellow and Scarlet Passiflora, answer on	118
Calampelis scabra, remarks on	45
Camellia, on the	93
——— query on the	65, 91
Campanula grandis, ditto	115
Carnation, criterion of a good	285
——— on foulness of Colour in the	236
Cases, query on Ward's	267
Charcoal, answer on	281
——— query on	281
Chrysanthemums, a list of	271
Cinerarias, remarks on	283
Cockroaches, to destroy	223, 295
Cockscombs, query on	162

	Page
Cotoneaster microphylla, remarks on	284
Cuttings	95

D.

AUTHORS.

D. O., answer by	119
Dahl, on Charcoal	77
—— on the yellow Cactus and scarlet Passiflora	79
—— remarks by on a Descriptive List of Tulips	125
Dianthus, on the propagating of Pinks	283
Dutch Ponceau, query by	282

NEW PLANTS.

Daviesia latifolia, noticed	63
Dendrobium aqueum, ditto	43
———— erumenatum, ditto	132
———— cucumerinum, ditto	187
———— planibulbe, ditto	189
———— rhombeum, ditto	90
———— Ruckerii, ditto	279
———— sanguineum, ditto	42
———— taurinum, ditto	279
Dendrochilum latifolium, ditto	189
Deutya scabra, ditto	65
Diadelphia decandria, ditto	18
Digitalis minor, ditto	264
———— purpurea, var. superba, ditto	90
Diospyros Sapota, ditto	187
Doucklaeria diversifolia, ditto	264
Dracophyllum gracile, ditto	63
Duvana longifolia, ditto	278

MISCELLANEOUS.

Dahlia Show, remarks on the Salt-hill	247
December, Floricultural Calendar for	295

E.

AUTHORS.

E. A., query by	44
E. C., on blue flowered Hydrangeas, &c.	274
Elphinstone, Mr. W., on Pelargoniums	289
Erina, query by	114

ORIGINAL.

Ely, Mr. Benjamin, Biographical Notice of	250
Euphorbia Jacquiniflora, on the Culture of	111

NEW PLANTS.

Echites atropurpurea, reference to plate	121
———— Gibsoni, noticed	264

	Page
<i>Echites hirsuta</i> , noticed 62, reference to plate	249
——— <i>splendens</i> , ditto 90; reference to plate	97
<i>Echium petræum</i> , noticed	133
<i>Elichrysum retortum</i> , ditto	64
<i>Elutherine anomala</i> , ditto	279
<i>Epacris corruscans</i> , ditto	265
<i>Epidendrum arbusculum</i> , ditto	134
——— <i>auritum</i> , ditto	42
——— <i>glutinsum</i> , ditto	280
——— <i>ovulum</i> , ditto	189
<i>Eranthemum montanum</i> , ditto	217
<i>Eria floribunda</i> , ditto	134
<i>Erina snaveolens</i> , ditto	242
<i>Erythrochiton Braziliense</i> , ditto	240
<i>Eucalyptus splacnicarpon</i> , ditto	240

MISCELLANEOUS.

<i>Ericas</i> , query on	114
<i>Erichardium grandiflorum</i> , query on	266
<i>Erythrolena conspicua</i> , ditto	267
Exhibitions, query on Floral	91

F.

AUTHORS.

Flora, on Blooming <i>Amaryllises</i>	221
Florista, on the Pink	276

ORIGINAL.

Floricultural Gleanings	9, 80
Florists, a few Hints to	156
Flowers, observations on Wild	7
——— on Blanching in the Flower Garden	37
——— on obtaining Double	156
——— on the Names of	38
<i>Fuchsia corymbiflora</i> , on the	110

NEW PLANTS.

<i>Franciscea villosa</i> , noticed	19
<i>Fuchsia alpestris</i> , ditto	63
——— <i>Exoniensis</i> , reference to plate	145
——— <i>Harrison's Goldfinch</i> , ditto	227
——— <i>Madonna</i> , ditto	227
——— <i>prima donna</i> , ditto	145
——— <i>splendens</i> , ditto	17

MISCELLANEOUS.

February, Floricultural Calendar for	48
Ferns, query on Hardy	189
Floral and Horticultural Society of Lancaster, Exhibition of	223
——— Leeds, ditto	245
——— Nottingham, ditto	245

	Page
Floricultural Society, Royal South London, remarks on	142
Florists' Society of Cambridge, Meeting of the	246
Flower Seeds, remarks on Annual	168
Flowers, answer on Impregnating	189
——— query on Double	114
——— the Impregnation of	134, 189
Fuchsias, answer on	119
——— query on	90, 267

G.

AUTHORS.

G. T. D., answer by	23, 118
——— on Camellias	93
——— on White Rocket and <i>Thunbergia alata</i>	36
Gladiolus, query by	266

ORIGINAL.

Gloxinias, on the Culture of.	87
Greenhouse, on Heating a	275

NEW PLANTS.

<i>Gardenia amæna</i> , noticed	264
——— <i>Sherbourniæ</i> , ditto	263
<i>Gastrolobium acutum</i> , ditto	240
<i>Gesnera Murkii</i> , ditto	19
<i>Gesneria polyantha</i> , ditto	63
<i>Gladiolus æquinoctialis</i> , ditto	18
——— <i>oppositifloris</i> , ditto	19
<i>Gloxinia digitaliflora</i> , ditto 263, reference to plate	273
——— <i>discolor</i> , noticed	43
——— <i>Handleiana</i> , reference to plate	249
——— <i>rubra</i> , var., noticed	241
——— <i>speciosa</i> , var., ditto	241
<i>Gompholobium</i> (nov spec.), ditto	63
——— <i>Hendersonianum</i> , ditto	43
——— <i>splendens</i> , ditto	241
<i>Gongora truncata</i> , ditto	134
<i>Grammatophyllum multiflorum</i> , var. <i>tigrinum</i> , ditto.	18

MISCELLANEOUS.

<i>Geutianella</i> , query on	134
<i>Gloriosa superba</i> , remarks on	94
Greenhouse Plants, answer on	20
——— query on	20
Greenhouses, on Fumigating	94, 116
Grub, query on a	114

EXTRACT.

Gardener's Chronicle, extracts from.	20, 95, 135, 286
--	------------------

H.

AUTHORS.

H. D., on raising <i>Ixias</i> , &c.	154
H. M., query by	267
H. R., ditto	242
Harrison, Mr. William, a descriptive List of Polyanthuses, by	146
----- biographical notice, by	250
----- descriptive remarks on Carnations, by	8
----- on the names of Flowers	38
----- on the properties of the Tulip	80
----- query by	282
Hayward, Mr. John, on Blooming Camellias, for a lengthened period	209
Holmes, Mr. Wm., on Heating a Greenhouse	275

ORIGINAL.

Heartsease, remarks on desirable	260
Heaths, on Growing	261
Horticultural Societies, remarks on	103
Hot Water, on Rendle's system of Heating by	236
Hydrangea hortensis, experiments on	26
----- on the Culture of	88
----- remarks on	274

NEW PLANTS.

Habrothamnus fasciculatus, noticed	189
Hermannia incisa, ditto	63
Hibiscus liliflorus, ditto	64
Hovea (nov. spec.), ditto	264
----- pungens, var. major, ditto	113
----- racemulosa, ditto	42
----- splendens, ditto	162
Hydromestus maculatus, ditto	133
Hypocalymna robusta, ditto	63

MISCELLANEOUS.

Heaths, a list of hardy	283
----- on striking cuttings of	95
----- remarks on propagating	220
Heating, query on	91
Horticultural Society of London, remarks on,	22, 46, 66, 92, 115, 135
	163, 190, 219, 223, 268
Hot Water Apparatus, remarks on	271
Hoya carnosa, answer on	23, 163
----- query on	163
Hyacinths, remarks on	222
Hyacinthus plumosus, query on	19
Hydrangea, remarks on the	270
----- hortensis, query on	267
Hydrangeas, answer on	119

REVIEW.

Horticultural Essays, reviewed	144, 174
--------------------------------	----------

I.

AUTHORS.

Ibbett, Mr. Thos., a few Hints to Florists, by	156
Ignoramus, query by	282

ORIGINAL.

Ixias, on raising Hybrid	154
--------------------------	-----

NEW PLANTS.

Ilex Paraguayensis, noticed.	188
Impatiens glanduligera, ditto	161
Indigofera stachyoides, ditto	90
Ipomæa eymosa, ditto	133
Isopogon scaber, ditto	240
Ixora alba, ditto	264
—— sessilis, ditto	265
—— Tweedia, ditto	264

MISCELLANEOUS.

Ipomæa Horsfalliæ, remarks on	284
Ixias, query on	19

J.

AUTHORS.

J., on Horticultural Societies	103
J., query by.	45
Juvenis, on the Tree Pæony	285

NEW PLANT.

Jasminum ligustrifolium, noticed	64
----------------------------------	----

MISCELLANEOUS.

January, Floricultural Calendar for.	24
--------------------------------------	----

K.

AUTHORS.

K. W., query by	114
Kent, ditto	265
Kurssner, Mr. J., Experiments by	26

L.

AUTHORS.

Louisa, on the Culture of the Neapolitan Violet	40
—— query by	19
Lucy, ditto	134, 281

	Page
NEW PLANTS.	
<i>Labiichea punctata</i> , noticed	217
<i>Lælia acuminata</i> , ditto	113
<i>Lathyrus nervosus</i> , ditto	18
————— <i>pubescens</i> , ditto	63
<i>Leianthus nigrescens</i> , ditto	262
<i>Lilium testaceum</i> , ditto	279
<i>Liparia parva</i> , ditto	218
<i>Lisianthus Russellianus</i> , ditto	241
<i>Lobelia longiflora</i> , ditto	241
<i>Lomatia illicifolia</i> , ditto	161
<i>Luxemburgia ciliosa</i> , ditto	279
<i>Lycaste plana</i> , ditto	188
<i>Lychnis mutabilis</i> , ditto	242

MISCELLANEOUS.

<i>Lobelia cyanea</i> , query on	115
<i>Lotus Jacobeus</i> , ditto	218

M.

AUTHORS.

M. G., query by	162
Mackenzie, Mr. Peter, on Blanching Flowers	37
Major, Mr. Joshua, description of a Plant Protector by ————— on the Consumption of Smoke	206
Middleton, Mr. Thomas, remarks by	28
Moore, Mr. T., on the Culture of Roses in Pots	270
	173

ORIGINAL.

<i>Mesembryanthemums</i> , on the Culture of	170
--	-----

NEW PLANTS.

<i>Malva Creeana alba</i> , noticed	242
<i>Manettia splendens</i> , ditto	64
<i>Marcetia excoriata</i> , ditto	161
<i>Maurandia (nova ?)</i> , ditto	43
<i>Maxillaria galatea</i> , ditto	43
————— <i>Harrisonia alba</i> , ditto	242
————— <i>rugosa</i> , ditto	279
<i>Medinilla erythrophylla</i> , ditto	132
<i>Mormodes luxatum</i> , ditto	188

MISCELLANEOUS.

Manure, query on Liquid	44
March, Floricultural Calendar for	71
May, ditto	120
Mixture to destroy Insects, remarks on a	45

N.

AUTHOR.

Nonus Filius, query by	189, 265
----------------------------------	----------

NEW PLANTS.

Nematanthus longipes, noticed	161
Nemophila discoidalis, reference to plate	122
Niphæa oblonga, noticed	43
Noruntia Braziliensis, ditto	264

MISCELLANEOUS.

November; Floricultural Calendar for	272
--	-----

O.

NEW PLANTS.

Oberonia miniata, noticed	43
Odontoglossum citrosimum, ditto	42
Oncidium bicallosum, ditto	90
———— candidum, ditto	189
———— cuneatum, ditto	43
———— Forkeli, ditto	43
———— Lemonianum, ditto	43
———— mirochilum, ditto	133
———— uniflorum, ditto	218
———— volubile, ditto	43
Othonna tuberosa, ditto	240
Oxylobium capitatum, ditto	90
———— obovatum, ditto	188

MISCELLANEOUS.

October, Floricultural Calendar for	247
---	-----

P.

AUTHORS.

P. R., remarks on the Hydrangea, by	270
Pelargonium, query by	219
Phelps, Mr. Wm., on the Double Yellow Rose	6
Philo, on striking Heaths	95

ORIGINAL.

Pelargoniums, on the Culture of	201
Phloxes, on the Culture of	73
Pink, on the	276
Plant Protector, description of a	206
Plants, on a new method of Potting	128

	Page
Plants, on Climbing	234
—— on the failure in Blooming of	152
—— in Dwelling-rooms, on Treating	259
Polyanthuses, a descriptive List of	146

NEW PLANTS.

Passiflora actina, noticed	113
Pelargonium, "Thurtell's Pluto," reference to plate	201
Peristeria Humboldtii, noticed	114
Petalidium barleroides, ditto	279
Petrea stapeliæ, ditto	64
—— volubilis, ditto	64
Pharbitis astrina, ditto	19
Phlox Van Houttii, ditto 42, reference to plate	73
Pitcarnia micrantha, noticed	134
—— undulata, ditto	133
Pleroma Benthamianum, ditto	113
Pleurothalis fœtens, ditto	43
Poinciana Gilliesii, ditto	114
Polyspora axillaris, ditto	161
Portulacea splendens, ditto	188
Puya recurvata, ditto	133

MISCELLANEOUS.

Pæonies, remarks on Tree	285
Pansy, answer on the	282
—— query on the	282
Pelargoniums, answer on	162, 289
—— query on,	162, 219, 242, 265
—— remarks on figuring	270
—— to Growers of	219
Pentstemon speciosum, answer on	281
—— query on	281
Perennials, a List of	290
Pinks, on the propagation of	288
Plants, on fastening down	287
—— on protecting during Winter.	270
Polyanthuses, query on New	282

Q.

EXTRACT.

Quarterly Review, extract from	38
--	----

R.

AUTHORS.

R. H. P., query by	282
R. W. G., on Scutellaria splendens	236
Rollins, Mr. James. on destroying Cockroaches	295
Rosa, on budding Roses	109, 288
—— on hybrid perpetual Roses	95

	Page
Rosa, on forcing Roses	144
— remarks by	22, 45, 94

ORIGINAL.

Ranunculus, remarks on the	102
Rocket, on the Culture of the White and Thunbergia alata	36
Rose, observations on the Double Yellow	6
Roses, on Budding	109
— on the Culture of in Pots	173

NEW PLANTS.

Renanthera matutina, noticed	218
Rhipsalis brachiata, ditto	240
Rhododendron fragrans, ditto	218
— Rollinsonii, ditto	133
Ribes albidum, ditto 114, reference to plate	169
Roellia ciliata, reference to plate	97
Rosa Brunonia, noticed	218
— Hardii, ditto	263

MISCELLANEOUS.

Ranunculus, on the Culture of the	93
— query on the	45
— Roots, on taking up	46
Ranunculuses and Tulips, query on	44
Rhododendrons, ditto	280
Rose, remarks on the Double Yellow	22
Rose de Lisle, remarks on	283
Roses, a List of Six of the best in each Class	266
— answer on	280
— on budding	287
— on curious and beautiful	288
— query on pruning Standard	280
— remarks on forcing	144
— hybrid perpetual	95
— protecting tender	22
— pruning	44, 95

S.

AUTHORS.

S. P., on the Hydrangea hortensis	88
S. S., remarks by	270
Scotus, on the blooming of Plants	152
Senex, on the Neapolitan and Russian Violets	221
— on the properties of a first-rate Tulip	207
Slater, Mr. John, a descriptive Catalogue of Carnations by	29, 56
— Tulips by	33, 148, 229
— five minutes advice to a young Tulip grower	105
— on raising Tulips from seed	228
— on Mr. Cienny's attack upon the descriptive Catalogue of Tulips	98
— remarks by	74
— reply to the article of a Midland Florist, by	122

Spring-Ville, remarks by	Page 45
Stewart, Mr. John, on the Cultivation of Calecolarias	212

ORIGINAL.

Salvia patens, and Hydrangea hortensis, remarks on	274
Scutellaria splendens, ditto	236
Slater, Mr. John, reply to	158
Smoke, on the consumption of	28

NEW PLANTS.

Salvia bicolor, noticed	43
Sauranja spectabilis, ditto	18
Schizanthus candidus, ditto	240
Scutellaria Japonica, ditto	188
———— splendens, ditto	161
Scypanthus elegans, ditto	241
Silene speciosa, ditto	279
Siphocampylus longipedunculatus, ditto	133
Stanhopea guttata, ditto	280
———— Martiana, var. bicolor, ditto	241
Statice platyphylla, ditto	265
Stigmaphyllon heterophyllum, ditto	132

MISCELLANEOUS.

Salvia patens, query on	269
September, Floricultural Calendar for	223
Slugs, query on	242
Smoke, remarks on the prevention of	93
Stocks and Wallflowers, answer on	283
———— query on	282

T.

AUTHORS.

Tulipa, remarks by on Tulips	221
Twitchett, Mr. J., reply by to Mr. Slater	158
Tyro, remarks by	45

ORIGINAL.

Tank system of Heating, remarks on the	236
Thunbergia alata and White Rocket, on the	36
———— grandiflora, on the Culture of	108
Tropæolum azureum, article on	1
Tulip, Tyso's Polydora, ditto	25
Tulips, a descriptive Catalogue of	33, 148, 229
———— remarks upon a paragraph in 60, 74	
———— on raising from seed.	228
———— on the Culture of	225
———— on the properties of	80, 207
———— remarks on descriptive Lists of	125
———— Mr. Glenny's attack upon the descriptive Catalogue of	98

NEW PLANTS.

Page

Talinum teretifolium, noticed	42
Trollius acaulis, ditto	161
Tropæolum azureum, reference to plate	1
———— polyphyllum, noticed	241
Tulip, Groom's Victoria Regina, reference to plate	225
—— Tyso's Polydora, ditto	25
Turræa lobata, noticed	242

MISCELLANEOUS.

Tropæolum tubers, answer on	281
———— query on	281
Tulip Show, remarks on the Walton	222
———— Warrington	222
Tulips, query on Stage	{265, 282
———— remarks on	221
———— and Anemonies, remarks on	285
———— Ranunculuses, answer on	80
———— query on	44

V.

ORIGINAL.

Violet, on ure of the Neapolitan	40
--	----

NEW PLANTS.

Vriesia psittacina, noticed	63
---------------------------------------	----

MISCELLANEOUS.

Violets, remarks on the Neapolitan and Russian	221, 284
--	----------

W.

AUTHOR.

W. J., on the Ranunculus	93
------------------------------------	----

ORIGINAL.

Wax Models of Flowers, on forming	2
---	---

MISCELLANEOUS.

Wire-worm, answer on the	168
———— query on the	115
Woodlice, answer on	281
———— query on	281
Worms, query on destroying	44

X.

AUTHOR.

X. Y. Z., query by	91
------------------------------	----

Z.

NEW PLANT.

Zichya villosa, noticed	18
-----------------------------------	----

PLATES.

Achimenes grandiflora	121
----- hirsuta	273
----- multiflora	169
Camellia Japonica Alberti	49
Cineraria Cœlestial	121
----- Ne plus ultra	121
Echites atropurpurea	121
----- hirsuta	249
----- splendens	97
Fuchsia (vars. No. 1, 2, 3)	73
----- Exoniensis	145
----- Harrison's Goldfinch	225
----- Madonna	225
----- Prima donna	145
Gloxinia digitaliflora	273
----- Handleiana	249
Nemophila discoidalis	121
Pelargonium, Thurtell's Pluto	201
Phlox Van Houttii	73
Ribes albidum	169
Roellia ciliata	97
Scutellaria Japonica	201
Tropæolum azureum	1
Tulip, Groom's Victoria Regina	225
----- Tyso's Polydora	25

25-





