

# Sweden

## CONTENTS

Introduction	1
Swedish Search Strategies	1
Records at the Family History Library	4
Family History Library Catalog	5
Records Selection Table	6
Map of Sweden	7
Archives and Libraries	8
Biography	10
Census	10
Church Records	11
Civil Registration	13
Directories	13
Emigration and Immigration	13
Encyclopedias and Dictionaries	16
Gazetteers	16
Genealogy	17
Heraldry	18
History	18
Language and Languages	19
Maps	19
Military Records	20
Names, Personal	21
Nobility	22
Occupations	22
Periodicals	23
Probate Records	23
Schools	24
Social Life and Customs	24
Societies	24
Other Records for Sweden	25
For Further Reading	25
Comments and Suggestions	25

## INTRODUCTION

This outline introduces you to the records you can use to learn more about your Swedish ancestor and discusses the availability of major genealogical records. Use this outline to set meaningful goals and to select the records that will help you achieve them.

Generally *you must know the specific parish where your Swedish ancestor was born* before beginning research in Sweden.

You will need some basic understanding of genealogical research procedures. You may want to see the video orientation program and the accompanying booklet, *Guide to Research*, available

at the Family History Library and at Family History Centers.

## Using This Outline

The “Swedish Search Strategies” section of this outline explains the steps to follow to effectively research your family history. This section is particularly valuable if you are just beginning your research.

The “Records at the Family History Library” section helps you select records to search and describes the library's Swedish collection. The “Family History Library Catalog” section explains how to use the catalog to find specific records in the library's collection.

Beginning on page 10 the outline discusses, in alphabetical order, the major records for Swedish research, such as “Church Records.” The names of these sections are the same as the subject headings used in the Family History Library Catalog.

Related records and concepts are grouped together under the same heading. For example, in the “Emigration and Immigration” section you will find information about:

- The history of emigration from Sweden.
- Passenger lists.
- Emigration indexes.
- Passports.

At the end of the outline you will also find a brief list of additional subject headings under “Other Records for Sweden” and a short bibliography of sources under “For Further Reading.”

## SWEDISH SEARCH STRATEGIES

### Step 1. Identify What You Know about Your Family

Begin your research with family and home sources. Look for names, dates, and places in certificates, family Bibles, obituaries, diaries, and similar sources. Ask your relatives for any additional information they

may have. It is very likely that a second cousin, great-aunt, or other relative already has some family information. Organize the information you find and record it on pedigree charts and family group record forms.

## Step 2. Decide What You Want to Learn

Select a specific relative or ancestor born in Sweden *for whom you know at least a name, the name of the parish where he or she lived in Sweden, and an approximate date when he or she lived there.* It is very helpful to also know the names of other family members born in Sweden.

For more suggestions on how to find the name of your ancestor's birthplace, see the "Emigration and Immigration" section of this outline.

Next, decide what you want to learn about your ancestor, such as a marriage date and place or parents' names. You may want to ask an experienced researcher or a librarian to help you select a goal that you can successfully achieve.

## Step 3. Select a Record to Search

To trace your family lines, you may need to use some of the records described in each section of this outline. Several factors can affect your choice of which records to search. This outline can help you evaluate the contents, availability, ease of use, time period covered, and reliability of the records as well as the likelihood that your ancestor will be listed in them.

**Background Information Sources.** Before you begin doing actual research, you may need some geographical and historical information. This can save you time and effort by helping you focus your research in the correct place and time period.

- *Locate the parish or place of residence.* Examine maps, gazetteers, postal guides, and other place-finding aids to learn as much as you can about each of the places where your ancestors lived. Identify the major migration routes, nearby cities, county boundaries, other geographical features, and government or ecclesiastical jurisdictions. Place-finding aids are described in the "Maps," "Gazetteers," and "History" sections of this outline.
- *Review local history.* Local events and circumstances affected the development of records that contain genealogical information. If possible, study a history of the areas where your ancestors lived. Look for clues about the people, places, and events that may have affected their lives and the records about them.

- *Learn about Swedish jurisdictions.* You will need to know how Sweden is divided into counties and how each county is divided into parishes. See the "Geography" section of this outline.
- *Use language helps.* The records and histories of Swedish places will usually be written in Swedish. It is not necessary to speak or read Swedish to search the records, but you will need to learn some key words and phrases. Some helpful sources are described in the "Language and Languages" section of this outline.
- *Understand naming patterns.* Many Swedish families followed distinct naming patterns. Understanding these patterns can help you identify ancestors. See the "Names, Personal" section of this outline for more information.
- *Understand local customs.* Local customs may have affected the way individuals were recorded in the records. Illegitimacy, marital customs, and local conditions are discussed in the "Social Life and Customs" section of this outline.

**Compiled Sources.** Most genealogists do a survey to see if research has been done previously by others. This can save time and give you valuable information. You may want to look for information in:

- The International Genealogical Index.
- Ancestral File.
- The Family Group Records Collection.
- Printed family histories and genealogies.
- Biographies.
- Local histories.

Records containing previous research are described in the "Biography," "Genealogy," "History," "Periodicals," and "Societies" sections of this outline. Remember, the information in these sources may contain some inaccuracies. Therefore, you will want to verify the information you find in such records.

**Original Research Sources.** After surveying previous research, you will be ready to begin original research. Original research is the process of searching through original documents (often copied on microfilm), which are usually handwritten in the native language. These documents can provide primary information about your family because they were generally recorded at or near the time of an event by a reliable witness. To do thorough research, you should search records of:

- Each *parish* where your ancestor lived.
  - The *time period* when he or she lived there.
- Many types of original documents are described in this outline. For Swedish genealogical research, you will find the most family information in church records.

#### Step 4. Find and Search the Record

**Suggestions for Obtaining Records.** You may be able to obtain the records you need in the following ways:

- *Family History Library.* You are welcome to visit and use the records at the Family History Library. The library is open to the public, and there are no fees for using the records. If you would like more information about its services, contact:

Family History Library  
35 N. West Temple Street  
Salt Lake City, UT 84150  
USA

- *Family History Centers.* Copies of most microform records at the Family History Library can be loaned to many Family History Centers. There are small duplication and postage fees for this service.

The library's books cannot be loaned to the centers, but copies of many books not protected by copyright are available on microfilm or microfiche.

You can get a list of the Family History Centers near you by writing to the Family History Library at the address above.

- *Archives and local churches.* Most of the original documents you will need are in local archives or local parish offices. While the Family History Library has many records on microfilm, later records are available only at these archives. You can request searches in their records through correspondence (see the "Archives and Libraries" section of this outline).
- *Libraries and interlibrary loan.* Public, academic, and other research libraries may have some published sources for Swedish research. Many libraries also provide interlibrary loan services that allow you to borrow records from other libraries.
- *Professional researchers.* You can hire a private researcher that specializes in Swedish research to search the records for you. The Family History Library has a list of qualified, professional researchers. Archives in Sweden may also provide names of individuals who can search the records

for you. You will need to make your own arrangements with them.

- *Photocopies.* The Family History Library and many other libraries offer limited photoduplication services for a small fee. You must specify the exact pages you need. Books protected by copyright cannot be copied in their entirety. However, a few pages can usually be copied for personal research. You may request copies of documents from the archive, library, or office that stores the records. Most archives offer photographic prints of some records, but the costs may be high.

When requesting services from libraries or professional researchers through correspondence, you will have more success if your letter is brief and very specific. Enclose a self-addressed, stamped envelope (SASE) when writing within your own country. When writing to other countries, enclose international reply coupons (available from your post office). You will usually need to send a check or money order in advance to pay for photocopy or search services.

**Suggestions for Searching the Records.** You will be most successful with Swedish research if you can examine copies of the original records, which will be mostly on microfilm.

Follow these principles as you search the records:

- *Search for one generation at a time.* Do not try to connect your family to others of the same surname who lived more than a generation before your proven ancestor. It is much easier to prove parentage than descent.
- *Search for the ancestor's entire family.* The records of each person in a family may include clues for identifying other family members. In most families, children were born at regular intervals. If there appears to be a longer period between some children, reexamine the records for a child who may have been overlooked. Consider looking at other records and in other places to find a missing family member.
- *Search each source thoroughly.* The information that you need in order to find a person or trace the family further may be a minor detail of the record you are searching. Note your ancestor's occupation and the names of witnesses, godparents, neighbors, relatives, guardians, and others. Also, note the places they are from.
- *Search a broad time period.* Some sources may not have accurate dates. Look several years before and after the date you think an event, such as a birth, occurred.

- *Look for indexes.* Many records have indexes. However, many indexes are incomplete. They may only include the name of the specific person the record is about. They may not include parents, witnesses, and other incidental persons. Also be aware that the original records may have been misinterpreted or names may have been omitted during indexing.
- *Search for prior residence.* Information about previous residences is crucial to successful research.
- *Watch for spelling and name variations.* Look for the many ways a name could have been spelled. Spelling was not standardized when most early records were made. You may find a name spelled differently than it is today. Also, names may have several variations. Karin, Cajsa (Kaisa), and Catharina (Katrina) are all variations of the same name, and you may find the same person listed with any of them at different times.

**Record Your Searches and Findings.** Copy the information you find, and keep detailed notes about each record you search. These notes should include the author, title, location, call numbers, description, and results of your search. Most researchers use a research log for this purpose.

## Step 5. Use the Information

**Evaluate the Information You Find.** Carefully evaluate whether the information you find is complete and accurate. Ask yourself:

- Who provided the information? Did that person witness the event?
- Was the information recorded near the time of the event or later?
- Is the information consistent and logical?
- Does the new information verify the information found in other sources? Does it differ from information in other sources?
- Does it suggest other places, time periods, or records to search?

**Share Your Information with Others.** Your family history can become a source of enjoyment and education for yourself and your family. You can submit your family history information through the Internet site [www.familysearch.org](http://www.familysearch.org). You may want to compile your findings into a family history and share it with family members, the Family History Library, and other archives.

If you are a member of The Church of Jesus Christ of Latter-day Saints, be sure to submit information about your deceased family members so you can provide temple ordinances for them. Your ward family history consultant or a staff member at the Family History Library or your family history center can assist you.

## RECORDS AT THE FAMILY HISTORY LIBRARY

---

### Microform Records

The Family History Library presently has more than 80,000 microfilms and 2,000 microfiche containing information about people who have lived in Sweden. Most of the library's records have been obtained through an extensive and ongoing acquisition program. The library has microform copies of records found in government archives, church archives, and private collections. These records include:

- Birth, marriage, death, and other records from local parish churches.
- Passenger lists.
- Probate records.
- Military records.

### Printed Records

The library has over 3,500 volumes of books and other printed materials helpful for Swedish research. Copies of some of these books are available in microform. The collection includes such books as:

- Atlases and maps.
- Family histories.
- Gazetteers.
- Handbooks and manuals.
- Histories (national and local).
- Periodicals.

### FamilySearch™

The Family History Library and many family history centers have computers with FamilySearch. FamilySearch is a collection of computer files containing several million names. FamilySearch is a good place to begin your research. Some of the records come from compiled sources; some have been automated from original sources.

Many family history center computers now have access to computer on-line services, networks or bulletin boards. However, these services are also available at many public libraries, college libraries and private locations.

For more information about FamilySearch, see the "Family History Library Catalog" section and the "Genealogy" section of this outline.

## **THE FAMILY HISTORY LIBRARY CATALOG**

---

The key to finding a record in the Family History Library's collection is the Family History Library Catalog. The catalog describes each of the library's records and provides the call numbers. The catalog is available on microfiche and on compact disc as part of FamilySearch. It is at the Family History Library and at each family history center.

The Family History Library Catalog on microfiche is divided into four major searches:

- Locality
- Surname
- Subject
- Author/Title

The Family History Library Catalog on compact disc has four types of searches:

- Locality Search
- Surname Search
- Film/Microfiche Number Search
- Computer Number Search

To find the call numbers of the records described in this outline, you will most often use the Locality Search on microfiche or on compact disc.

*The section headings in this outline that describe types of records, such as "Church Records," are the same as the subjects used in the microfiche edition of the Family History Library Catalog and the topics used in the compact disc edition.*

The catalog generally uses the same language that the records are written in to describe the records. The description includes a brief English summary of the content.

The Locality Search lists records according to the area they cover. Records relating to the entire country, such as passenger lists, are listed under SWEDEN. Most records are listed under a specific *county* or *parish*.

For example, in the Locality Search look for:

- The *place* where an ancestor lived, such as:  
**SWEDEN, HALLAND, IDALA** (country, county, parish)
- Then the *record type* you want, such as:

SWEDEN, [COUNTY], [PARISH] - **CHURCH RECORDS**

This outline also provides some of the library's call numbers. These are preceded by the letters *FHL*, the abbreviation for Family History Library. If you need more information on using the Family History Library Catalog, a short video program, written instructions, and reference librarians are available to assist you.

## RECORDS SELECTION TABLE

The table below can help you decide which records to search.

In column 1 find the goal you selected.

Find in column 2 the types of records that are most likely to have the information you need. Then turn to that section of this outline.

Additional records that may also be useful are listed in column 3.

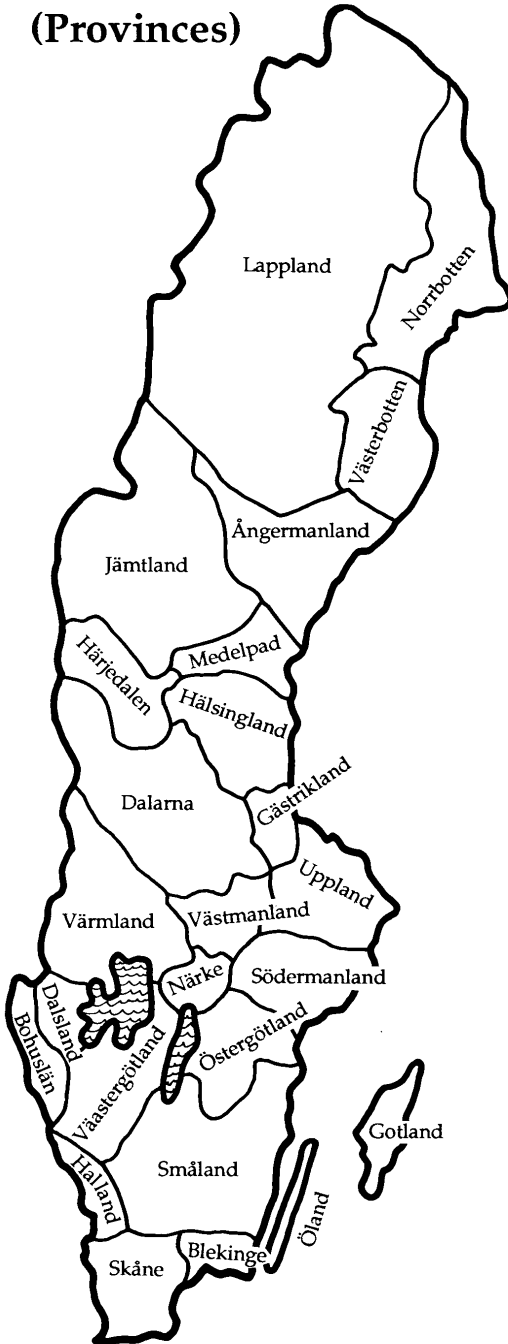
The terms used in columns 2 and 3 are the same as the subject headings used in this outline and in the Locality Search of the Family History Library Catalog.

Records containing previous research (biography, genealogy, history, nobility, periodicals, and societies) could provide information for most of the goals. These have not been listed unless they are especially helpful for the goal.

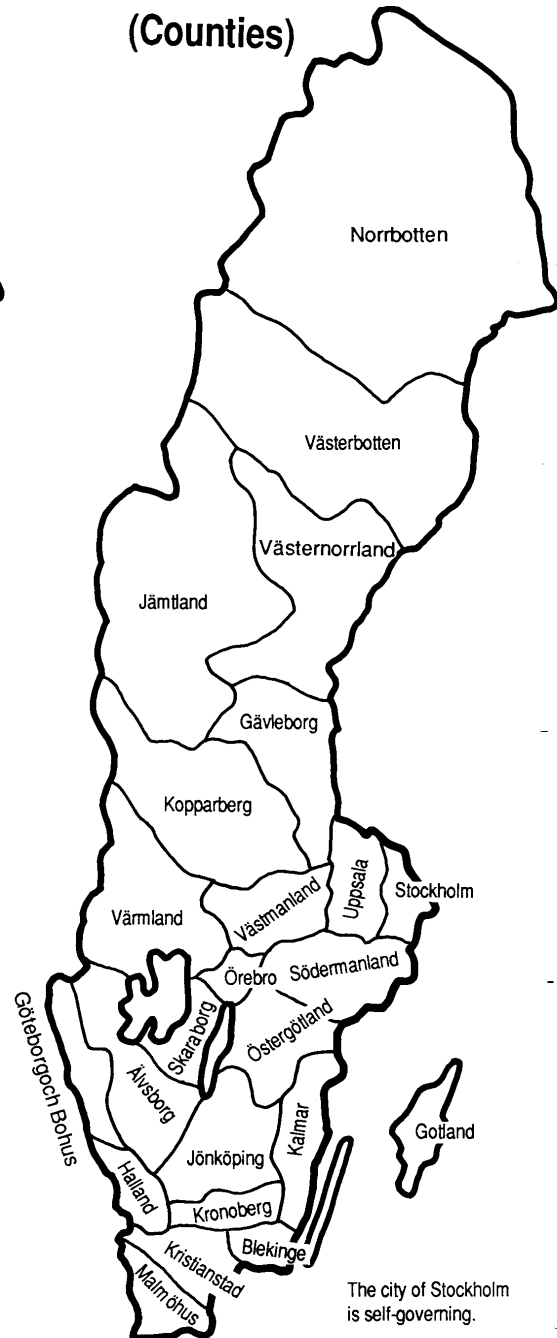
<b>1. If You Need</b>	<b>2. Look First In</b>	<b>3. Then Search</b>
Age	Church Records Civil Registration (after 1860)	Census
Birth date	Church Records Civil Registration (after 1860)	—
Birthplace	Church Records Civil Registration (after 1860)	—
Death	Church Records Civil Registration (after 1860)	Probate Records
Emigration information	Emigration and Immigration	Societies
Historical background	History	Social Life and Customs, Societies
Marriage	Church Records Civil Registration (after 1860)	—
Naming customs	Names, Personal	Social Life and Customs
Noble families	Nobility	Biography, Periodicals, Heraldry
Occupation	Church Records Civil Registration (after 1860)	—
Parents, children, and other family members	Church Records Civil Registration (after 1860)	Probate Records, Court Records
Physical description	Military Records	Biography, Genealogy
Place-finding aids	Gazetteers	Maps, Encyclopedias and Dictionaries
Places of residence	Church Records Civil Registration (after 1860)	Census, Probate, Land and Property
Previous research (compiled genealogy)	Genealogy, Periodicals, Societies	History, Biography, Archives and Libraries

MAP OF SWEDEN

LANDSKAP  
(Provinces)



LAN  
(Counties)



## **ARCHIVES AND LIBRARIES**

Archives collect and preserve original documents of organizations such as churches and governments. Libraries generally collect published sources such as books, maps, and microfilm. This section describes the major repositories of genealogical and historical records and sources for Sweden. When one of these institutions is referred to elsewhere in this outline, return to this section to find the address.

If you plan to visit any of these repositories, contact the organization and ask for information about their hours, services, and fees. When writing to an archive in Sweden, you may write in English.

Although the records you need may be in an archive or library in Sweden, the Family History Library and the Swenson Swedish Immigration Research Center at Augustana College in Illinois may have microfilm copies of them. The Swenson Swedish Immigration Research Center sells microform copies of the records. Their address is on p. 24.

In Sweden there are several major types of genealogical repositories:

- National archives and libraries
- Provincial archives
- City archives
- Church parish offices
- Historical and genealogical societies

### **National Archive**

The Swedish government collects records relating to Swedish history, culture, and people. The National Archive of Sweden, which is open to the public, has a large genealogical and biographical collection as well as government accounts, land records, tax lists, maps, and pictures. The Family History Library has microfilm copies of many of the National Archive's records.

The postal address is:

Riksarkivet  
Box 12541  
S-102 29 Stockholm  
Sweden  
Telephone: 011-46-8-737 63 50  
Fax: 011-46-8-737 64 74  
Email: [registry@riksarkivet.ra.se](mailto:registry@riksarkivet.ra.se)  
URL: <http://www.ra.se/ra>

The street address is:

Fyrverkarbacken 13-17  
Stockholm  
Sweden

The following is a guide to the National Archive's collection:

Jägerskiöld, Olof. **Riksarkivet 1618-1968** (National Archives 1618-1968). Stockholm: P.A. Norstedt & Söner, 1968. (FHL book 948.5 J5j.)

Svensk Arkivinformation, SVAR (Swedish Archive Information) is a division of the National Archive. The goal of SVAR is to make archive material available for research and education. SVAR will copy and distribute archive material and index information. SVAR has a research facility in Ramsele, Sweden. The facility is located at:

Tingsvägen 5. (Gamla Tingshuset)  
Ramsele  
Sweden

The mailing address is:

SVAR  
Box 160  
S-880 40 Ramsele  
Sweden  
Telephone: 011-46-623-725 00  
Fax: 011-46-623-725 55  
URL: [www.svar.ra.se](http://www.svar.ra.se)

### **Provincial Archives**

There are seven regional archives in Sweden. They house records pertaining to their particular area. Most Swedish records of genealogical value are kept at the provincial archives, including church records such as birth, marriage, and death records; census records; land records; emigration records; and court records. Each provincial archive has a large collection of printed material about its area, including local histories, biographies, and other genealogical material. The provincial archives are open to the public. Each archive has different hours of service, so make sure you know days and times before visiting.

For Göteborg och Bohus, Älvsborg, Skaraborg, and Värmland counties, write:

Landsarkivet i Göteborg  
Box 19035  
S-400 12 Göteborg  
Sweden  
Telephone: 011-46-31-778 68 00  
Fax: 011-46-31-778 68 25



For Gävleborg, Västernorrland, Västerbotten, and Norrbotten counties, write:

Landsarkivet i Härnösand  
Box 161  
S-871 24 Härnösand  
Sweden  
Telephone: 011-46-611-34 76 00  
Fax: 011-46-611-34 76 50

For Malmöhus, Kristianstad, Halland, and Blekinge counties, write:

Landsarkivet i Lund  
Box 2016  
S-220 02 Lund  
Sweden  
Telephone: 011-46-19 70 00  
Fax: 011-46-19 70 70

For Stockholm, Uppsala, Södermanland, Örebro, Västmanland, and Kopparberg counties, write:

Landsarkivet i Uppsala  
Box 135  
SE-751 04 Uppsala  
Sweden  
Telephone: 011-46-18-65 21 00  
Fax: 011-46-18-65 21 03

For Östergötland, Kalmar, Jönköping and Kronoberg counties, write:

Landsarkivet i Vadstena  
Box 126  
SE-592 23 Vadstena  
Sweden  
Telephone: 011-46-143 753 00  
Fax: 011-46-143-102 753 37

For Gotland county, write:

Landsarkivet i Visby  
Visborgsgatan 1,  
S-621 57 Visby  
Sweden  
Telephone: 011-46-498-21 05 14  
Fax: 011-46-498-21 29 55

For Jämtland county, write:

Landsarkivet i Östersund  
Arkivvägen 1  
S-831 31 Östersund  
Sweden  
Telephone: 011-46-63-10 84 85  
Fax: 011-46-63-12 18 24

## City Archives

The city archives of Stockholm and Malmö are comparable to the provincial archives. The city archives house records for these cities.

The addresses are:

Stockholms stadsarkiv  
Box 22063  
S-104 22 Stockholm  
Sweden  
Telephone: 011-46-8-508 28 300  
Fax: 011-46-8-508 28 301

Malmö stadsarkiv  
Isbergs gata 13,  
S-211 19 Malmö  
Sweden  
Telephone: 011-46-40-10 53 00  
Fax: 011-46-40-97 51 05

## Military Archive

The war archive stores military records. The address is:

Krigsarkivet  
S-115 88 Stockholm  
Sweden  
Telephone: 011-46-8-782 41 00  
Fax: 011-46-8-782 69 76

See the “Military Records” section of this outline.

## Church Parish Offices

Post-1895 church records are usually kept by the local parish. Parishes may also have earlier records. You can write to local parishes for information. See the “Church Records” section of this outline.

## Historical and Genealogical Societies

In Sweden there are many historical and genealogical societies. Some societies maintain libraries and archives that collect valuable records. For more information, including addresses, see the “Societies” section of this outline.

## Inventories, Registers, Catalogs

Some archives have catalogs, inventories, guides, or periodicals that describe their records and how to use them. If possible, study these guides before you visit or use the records of an archive so that you can use your time more effectively. The Family History

Library has some of these guides. They are listed in the catalog under:

SWEDEN - ARCHIVES AND LIBRARIES - INVENTORIES, REGISTERS, CATALOGS.

## Libraries

Kungliga Biblioteket (Royal Library) has a helpful collection of published genealogies, manuscripts, histories, directories, maps, and newspapers.

Kungliga Biblioteket  
Box 5039  
S-102 41 Stockholm  
Sweden  
Email: [www.kungl.bibliotek@Kb.se](mailto:www.kungl.bibliotek@Kb.se)

## BIOGRAPHY

---

A biography is a history of a person's life. In a biography you may find the names of family members. Use the information carefully because there may be inaccuracies.

Many brief biographies on Swedish people have been published in collective works sometimes called *biographical encyclopedias* or *dictionaries*. These usually only include biographies of prominent or well-known Swedish citizens. Some feature specific groups, such as musicians or Protestant ministers.

Two major collections of Swedish biographies are:

Boethius, Bertil. ed. *Svenskt biografiskt lexikon* (Swedish Biographical Encyclopedia). Stockholm: Albert Bonniers förlag, 1918-. (FHL book 948.5 D36s.)

*The Scandinavian Biographical Archives*. New York: K.G. Saur, 1989. (On microfiche 6060424-31, 6060441-45, 6060452-66. Index in FHL book 948 D32s.) The second section contains Swedish and Finnish biographical sketches. The information is from many sources. Both sections are in alphabetical order. You will find the microfiche numbers in the Locality Search of the Family History Library Catalog under SWEDEN - BIOGRAPHY.

A *herdaminne* is a collection of personal histories of the ministers within a diocese, listing the earliest ones to more recent ones. The information generally includes birth date and place, marriage information, names of children, and other details about his life and death. These and other biographies at the Family

History Library are generally listed in the Locality Search of the Family History Library Catalog under:

SWEDEN - BIOGRAPHY  
SWEDEN, [COUNTY] - BIOGRAPHY  
SWEDEN, [COUNTY], [PARISH] - BIOGRAPHY

## CENSUS

---

A census [*mantalslängd*] is a count and description of the population taken by the Swedish government primarily for taxation and military purposes.

Swedish census records can be a helpful source because they were taken before church records were kept. You can sometimes use census records to extend your pedigree chart beyond what is recorded in church records. The earliest census records in central Sweden are from the 1620s.

The Family History Library has the Swedish census records that have been microfilmed. They are listed in the Family History Library Catalog under SWEDEN, [COUNTY] - CENSUS.

## Searching Census Records

When searching census records, remember:

- After 1652, only people between the ages of 15 and 63 were listed. The earliest records sometimes only contain the given name of the head of the household, while other family members are listed as numbers in columns.
- After 1841, people between 17 and 63 were recorded. After 1887, the ages were 18 to 63.
- Soldiers did not have to pay taxes, so only their wives and children are listed.
- Until 1810, noble families and their servants were also exempt from paying taxes and are usually not recorded.
- Spellings of names and places may differ from that in other records.
- When you find your family in one census, search that same location in the earlier and later census records for other family members.

A good guide to the census records is:

Lext, Gösta. *Mantalskrivningen i Sverige före 1860* (Census Records in Sweden before 1860). Göteborg: Göteborgs Universitet, 1968. (FHL Book 948.5 X21.)

## **CHURCH RECORDS**

---

Church records [*kyrkoböcker*] are the primary source for names, dates, and places of birth, marriage, and death. Nearly everyone who lived in Sweden was recorded in a church record.

Records of births, marriages, and deaths are commonly called *vital records* because they document critical events in a person's life. Church records are vital records made by church ministers. Often called *parish registers* or *churchbooks*, church records include information on births, christenings, marriages, deaths, and clerical surveys. They may also include account books, confirmations, and records of people moving in and out of a parish.

Since civil authorities did not begin registering their separate vital statistics until 1950, church records are the main source of family information before this date.

### **General Historical Background**

After the Reformation in 1527, the Evangelical Lutheran Church became the state church [*Svenska Kyrkan*]. In 1608 the archbishop of Sweden asked the clergy to start recording christenings, betrothals, and marriages. Most ministers did not comply. In 1622 the bishop of Västerås instructed the clergy in his diocese in record keeping. A royal decree issued in 1686 required that ministers record baptisms, marriages, and deaths and take clerical surveys. This decree was based on the instructions given by the bishop of Västerås. However, efficient recording developed slowly.

In 1888 parliament passed a bill establishing the provincial archives. In 1899 the first of the seven archives was organized in Vadstena.

Eventually the government requested that existing church records up to 1895 be sent to the provincial archives for safekeeping. For addresses of the provincial archives, see p. 8-9. The church continues to keep records, but since 1 July 1991 all record-keeping responsibility shifted to the government.

### **Other Churches**

From early on only a few Jewish, Catholic, and Reformed congregations were allowed to operate.

A tolerance edict of 1781 let Catholics, Jews, and members of Reformed congregations have full citizenship. In 1873 the dissenter law allowed for membership in other churches. Parishes of the state church continued recording the vital statistics for everyone, including dissenters.

Beginning in 1915 dissenter churches were allowed to keep their own records of births, marriages, and deaths.

### **Information Recorded in Church Registers**

The information recorded in churchbooks varied over time. The later records generally give more information than earlier ones.

#### **Births/Baptisms [*Födda/Döpta*]**

Children were generally christened within a few days of birth. Christening registers usually give the infant's and parents' names, the child's legitimacy status, the names of witnesses and godparents, and the christening date. You may also find the child's birth date, father's occupation, and the family's place of residence. Death information has sometimes been added as a note. In larger cities the street address may also be listed. Witnesses are sometimes relatives, whether it is indicated or not.

#### **Marriages [*Vigda*]**

Marriage registers give the marriage date and the names of the bride and groom. They usually also indicate whether the bride and groom were single or widowed and give the names of the witnesses. Sometimes they include the bride's and groom's ages, residences, occupations, parents' names, and birthplaces. Often a note is made stating who gave permission for the bride to marry (usually the closest living relative).

In addition to the marriage date, the registers may contain the three dates on which the marriage intentions, or *banns* (*lysningar*), were announced. The banns gave people an opportunity to come forward with information about why the couple should not be married.

Couples were generally married in the bride's home parish. Typically people were well into their twenties before they married.

#### **Deaths/Burials [*Döda/Begravna*]**

Burials were recorded a few days after the death in the parish where the burial took place.

Burial registers give the deceased's name and death or burial date and place. They often include the age, place of residence, and cause of death. Occasionally they list the birth date and place and parents' names. However, if the person giving the information did not have reliable information, the birth information in a burial record may not be correct.

Burial records may exist for individuals who were born before birth or marriage records were kept. Stillbirths were usually recorded in the burial registers.

### **Confirmation Records [*Konfirmationslängder*]**

A person's confirmation, or first communion, generally took place between the ages of fourteen and sixteen. Because it was an important event in a person's life, most parishes kept confirmation records. These records usually give the name, residence, and a birth date or age. They may be helpful in verifying whether a child was still living and where he or she resided.

### **Clerical Survey Records [*Husförhörslängder*]**

A church law passed in 1686 required the ministers to keep rolls of all their members, where they lived, and their knowledge of the catechism. Some clerical surveys go back as early as 1700, but most start much later. From about 1820 on, surveys are available for most parishes.

In the beginning, an entry for each household was made yearly, like in an annual census record. After a while, the same entries were used for a number of years, usually five. If a person died or moved, the entry was crossed out. In addition to the information mentioned above, ministers may have mentioned birth dates and places; marriage dates; occupations; poverty; prison records; dates and destinations for people moving within, into, or out of the parish; and death dates. A man's military number was entered and whether he was called to regular maneuver. Information about illegitimacy would follow a child for years.

Typically the earlier clerical surveys have less information than the later ones (from the 1820s).

### **Moving Records [*In-och utflyttningslängder, flyttningsattester*]**

The clerical surveys generally have notations about a person's moving into or from a parish. There are also special separate records that list the arrival and removal of parishioners. These records begin to appear in the 1700s, but are not thereafter necessarily conscientiously kept. In the 1800s the moving records are more complete. They are generally kept chronologically, giving the person's name, occupation and/or marital status. The moving in records (*inflyttningslängder/inflyttade*) provide the name of the parish that the person has moved out of and the village or farm that he is moving to. Conversely, the moving out records (*utflyttningslängder/utflyttade*) provide the village or farm that the person is moving out of and the name of the parish to which he intends to move. Sometimes the person's residence in a

village or farm is indicated with the page number in the clerical survey. Other possible information in the moving records includes age or birth date and place, religious knowledge, character reference, and gender. Wives and children may not be mentioned by name, only as statistics.

As a person moved away from a parish, he was to obtain a moving certificate (*flyttningsattest*) from the minister. This certificate was to be presented to the minister in the destination parish. It contained the name of the person moving with his birth date and place. If a whole family was moving, it gave the same information for all on one certificate. Other usual information given included occupation and/or marital status, reading ability, knowledge of religion and worthiness of partaking of the Communion, character reference, vaccination, and where the person was registered for taxation. In the late 1800s the certificates could be on printed forms. They were dated and signed by the minister of the parish that the person moved out of and were stored in the parish that the person moved into as loose documents arranged by year.

### **Church Records Extracts**

***Extracts of Birth, Marriage, and Death Records [*Utdrag ur födelse-vigsel-och dödböcker*].*** In 1860 the government requested that ministers annually copy the birth, marriage, and death information in their registers onto special forms and send them to the *Statistiska Centralbyrån* (Central Bureau of Statistics) in Stockholm. The Family History Library has microfilm copies of these records from 1860 to 1920.

***Extracts of Clerical Surveys [*Utdrag ur Husförhörslängder*].*** Every tenth year, the parish ministers also sent extracts of the clerical surveys to *Statistiska centralbyrån*. The Family History Library has microfilm copies of these extracts for 1860, 1870, 1880, and 1890.

Both types of extracts are listed in the Locality Search of the Family History Library Catalog under SWEDEN, [COUNTY] - CIVIL REGISTRATION. For Stockholm city, see SWEDEN, STOCKHOLM, STOCKHOLM - CIVIL REGISTRATION.

### **Locating Church Records**

Church records were kept at the local parish of the church. (A parish is a local congregation that may have included many neighboring villages in its boundaries.)

You must determine in which parish your ancestor was born before starting your research in Swedish records. Parish boundary maps can help you identify

neighboring parishes if you need to search through various parishes in a region. (See the "Maps" section of this outline.)

## **Records at the Family History Library**

The Family History Library has microfilmed Swedish church records up to and including 1920.

You can determine what records the library has by checking the Locality Search of the Family History Library Catalog under:

SWEDEN, [COUNTY], [PARISH] - CHURCH RECORDS.

If the parish is in a city, search:

SWEDEN, [COUNTY], [CITY] - CHURCH RECORDS.

The names of the city parishes follow alphabetically on the first line under the above heading.

The Family History Library's collection continues to grow. As a result, the catalog is updated annually, so you may want to check it every year for records that have been added.

## **Records Not at the Family History Library**

Post-1920 baptism, marriage, and burial information is available by writing to the parish office. Address your letter, written in English, to:

Pastorexpeditionen  
Name of Parish  
Sweden

Parishes will generally answer your letter in Swedish. Your request may be forwarded if the records have been sent to a provincial archive.

## **CIVIL REGISTRATION**

Civil registration refers to vital records made by the government. Beginning in 1860, all birth, marriage, and death information was sent to the Central Bureau of Statistics. See "Church Records Extracts" in the previous column.

## **DIRECTORIES**

Directories are alphabetical lists of names and addresses. These often list all the adult residents or tradesmen of a city or area. For the twentieth century, there are directories of everyone who had a telephone.

The most helpful directories for genealogical research are city directories of local residents and businesses. These are generally published annually and may include an individual's name, address, occupation, spouse's name, and other helpful facts. An individual's address can be very helpful when searching records from a large city with several parishes. Directories sometimes have city maps and may include addresses of churches, cemeteries, civil registration offices, and other locations of value to the genealogist.

The Family History Library has some Swedish directories. They are listed in the catalog under:

SWEDEN, [COUNTY] - DIRECTORIES  
SWEDEN, [COUNTY], [CITY] - DIRECTORIES

Directories that list only certain types of tradesmen or businesses are listed under:

SWEDEN, [COUNTY] - DIRECTORIES  
SWEDEN, [COUNTY] - OCCUPATIONS

## **EMIGRATION AND IMMIGRATION**

Emigration and immigration sources list the names of people leaving (emigrating) or coming into (immigrating) a country. Swedish emigration records can be a useful source of genealogical information. They are usually found as passenger lists. There are also some records of passports issued.

Emigration records can help you determine where in Sweden your ancestor came from. They can also help in constructing family groups. If you do not find your ancestor in emigration or immigration records, you may find emigration information about your ancestor's neighbors. People who lived near each other in Sweden often settled together in the country they emigrated to.

Unfortunately, there are few pre-1866 Swedish emigration records.

Records were created when individuals emigrated from Sweden. Others document his or her arrival in the destination country. This section discusses:

- The history of emigration from Sweden.
- Finding the emigrant's parish of origin.
- Records of Swedish emigrants in their destination countries.

## The History of Emigration from Sweden

The first Swedish emigrants to the United States left Sweden in 1638 and founded a colony near Wilmington, Delaware. Although Sweden held the colony for only 17 years, this was the start of Swedish immigration to the United States. Some people emigrated from Sweden between 1638 and the early 1800s. They usually travelled through other European ports. An estimated 1,300,000 people left Sweden between 1820 and 1920. Most of them were farmers, but some were craftsmen and others professionals.

Emigration was minimal until the 1850s, after which large numbers left Sweden. Emigration peaked in the 1880s. Swedes settled in every state, but most settled in Minnesota, Wisconsin, and Illinois.

The Swedish-American Line began carrying passengers directly from Sweden to America in 1915. Before that, ships left Swedish ports and went to other

European countries where the passengers changed ships for their transatlantic voyage.

Swedes emigrated for several reasons. Among them were poor economic conditions, avoidance of military service, glowing accounts from emigration agents, availability of free land and encouragement from other family members in the new land, and religious persecution.

### Finding the Emigrant's Parish of Origin

Once you have traced your family back to the ancestor who immigrated, you must determine the parish he or she came from.

Sweden has no nationwide index to birth, marriage, or death records. These records were kept locally. You might learn the parish of origin by talking to family members. They may know the parish or have documents that name it, such as:

- Birth, marriage, and death certificates.
- Obituaries.
- Journals.
- Photographs.
- Letters.
- Family Bibles.
- Church certificates of moving.
- Naturalization applications and petitions.

- Passenger lists.
- Passports.
- Family heirlooms.

### Passenger Lists

Swedish passenger lists record the people, including people from other countries, who departed from Swedish ports. The records were kept for the Swedish police authorities (*Poliskammaren*).

Most Swedish emigrants left from the port of Göteborg (Gothenburg). Emigrants from southern Sweden left from Malmö. Relatively few left from Stockholm and Norrköping.

The passenger lists are indexed. The Family History Library has microfilm copies of both the indexes and the original passenger lists. The following table lists the original lists and indexes available for each port.

	<b>Original Lists</b>	<b>Indexes</b>
Göteborg	1869-1920	1869-1951
Malmö	1874-1939	1874-1886; 1888-1929; 1931-1939
Norrköping		1860-1921
Stockholm	1869-1904	1869-1920

To find a film number for a specific port in a specific year, look in the Family History Library Catalog. Each port is listed under SWEDEN - EMIGRATION AND IMMIGRATION.

Many Swedes also left from the following ports:

- Copenhagen, Denmark
- Oslo and Trondheim, Norway
- Hamburg, Germany

Records from these ports are indexed and list Swedes as foreigners. As a result, the records generally list the person's last residence as Sweden, though some do list the person's home parish.

If your ancestor came through Hamburg, you can use a special research guide called *The Hamburg Passenger Lists, 1850-1934* (34047). This guide is available at the Family History Library and the Family History Centers.

To find records of these ports, check Locality Search # of the Family History Library Catalog under: [COUNTRY] - EMIGRATION AND IMMIGRATION.

**Extracts of Parish Records.** Parish ministers were required to send yearly extract records to the Central Bureau of Statistics (*Statistiska Centralbyrån*) of people leaving Sweden or arriving in Sweden from another country. This practice was supposed to have started in 1851, but it did not become regular until 1865.

The Central Bureau of Statistics compiled these records by county. These records have been microfilmed to the year 1940. Thus far, the records between 1851 and 1860 have been indexed. The indexing is an ongoing project. Some counties have indexes more recent than 1860.

These records contain the name of each parish on the first page with statistical information about that parish. Information about the people arriving from another country or leaving Sweden have separate sections on the next page.

The parish extracts are listed in the Family History Library Catalog under SWEDEN, [COUNTY] - EMIGRATION AND IMMIGRATION

Indexes to parish extracts are listed under:

SWEDEN - EMIGRATION AND IMMIGRATION - INDEXES  
SWEDEN, [COUNTY] - EMIGRATION AND IMMIGRATION - INDEXES

**Passport Journals.** Between 1798 and 1851, the names and residences of persons applying for passports were recorded yearly in the records of the Swedish Navy. The Navy kept the records because the passport fees went into the Navy's pension fund.

These records are available on microfilm at the Family History Library (FHL films 479331, 479587-605). Axel Friman has created an index to the names of emigrants listed in the naval records between 1817 and 1850 (FHL film 1224712 item 3).

Passport journals are also available from a few cities in Sweden. They give the name and home parish of the applicant. To find them, search the Family History Library Catalog under:

SWEDEN, [COUNTY], [CITY] - EMIGRATION AND IMMIGRATION

**Emigration Archives.** Sweden has several regional emigration archives. The most prominent one is the Emigrant Institute in Växjö. It houses the largest

collection of Swedish emigration materials as well as a microfilmed collection of church records from the Swedish-American Lutheran Church. The institute's address is:

Svenska Emigrantinstitutet  
Box 201  
S-351 04 Växjö  
Sweden  
URL: <http://www.utvandramashus.se/>

A special emigration database, called *Emigranten*, CD #574 is available at the Family History Library on computer disc. The database gives access to the following files:

- EMIHAMN - Emigrants leaving through Göteborg, Malmö, Stockholm, Norrköping, and Kalmar (1.3 million names).
- EMIBAS - Emigrants who were residents of Göteborg City (40,000 names).
- EMISJÖ - Sailors who left their ships outside of Europe (20,000 names).
- SAKA - A list of the church records in the Swedish-American Lutheran Church Archives.

The records of the Swedish-American Lutheran churches are also available on microfilm through the Swenson Swedish Research Center. See the Societies section of this outline for their address.

## LDS Emigration

The *Scandinavian LDS Mission Index* is the most comprehensive source of information about Swedish Latter-day Saint immigrants. The index alphabetically lists the Church members from all Scandinavian countries. One person may have several entries in the index.

This index generally gives the person's birth date and place, other event dates and places, and a reference to the original source of the information.

The index is on 344 microfiche and is broken down into sections of ten fiche for a part of the alphabet. The index is found in the Family History Library Catalog under:

SWEDEN - CHURCH RECORDS - INDEXES

An excellent book about Swedish emigration available at the Family History Library is:

Clemensson, Per and Kjell Andersson. *Emigrantforska! Steg för steg* (Emigration Research. Step by Step). Falköping: Gummessons Tryckeri AB, 1996. (FHL book 948.5 D27ce.)

## Records of Swedish Emigrants in Their Destination Countries

Sometimes the best sources for information about your immigrant ancestor are found in the country he or she emigrated to. The records there may provide the town or place of origin and other information. To learn about these records, use handbooks, manuals, and the research outline for that country (if available).

The Evangelical Lutheran Church in America has microfilmed most Swedish immigrant church records in the United States. Its address is:

ELCA  
Metropolitan Chicago Synod  
Evangelical Lutheran Church in America  
18 South Michigan Avenue  
Chicago, Illinois 60603  
USA  
Telephone 312-346-3150

The microfilms are available through the Augustana College. (The address is on p. 24.)

**Passenger Arrivals.** Most Swedish immigrants to the United States arrived at the ports of New York and Quebec. The Family History Library has microfilm copies of the records and some indexes. See the *United States Research Outline* for more information about United States immigration records.

An important book on Swedish immigrants to the United States is:

Olsson, Nils William and Erik Wikèn. *Swedish Passenger Arrivals in the United States 1820-1850*. Stockholm: N. W. Olsson and E. Wikèn, 1995. (FHL book 973 W3on.)

**County Histories.** Histories from the counties where Swedish immigrants settled sometimes provide the immigrants' town of origin.

## ENCYCLOPEDIAS AND DICTIONARIES

---

Encyclopedias may provide information on all branches of knowledge or treat a specific topic comprehensively, usually in articles arranged alphabetically. They often contain articles of great interest for genealogical research—including those

about towns and places, prominent people, minorities, and religions. They can also give information about record-keeping practices, laws, customs, commerce, costumes, occupations, and archaic terminology.

The Family History Library has general knowledge encyclopedias in the Swedish language and also Swedish-English and English-Swedish dictionaries. They are listed in the catalog under SWEDEN - ENCYCLOPEDIAS AND DICTIONARIES. Also see the "Language and Languages" section of this outline.

## GAZETTEERS

---

A gazetteer is a dictionary of place-names. Gazetteers describe towns and villages, parishes, counties,

provinces, rivers and mountains, sizes of population, and other geographical features. They usually include only the names of places that existed at the time the gazetteer was published. The place-names are generally listed in alphabetical order, similar to a dictionary.

Gazetteers may also provide additional information about towns, such as schools, colleges, and universities; major manufacturing works; and canals, docks, and railroad stations.

Many Swedish places have the same or similar names. You can use a gazetteer to determine which church parish had jurisdiction over a place. For example, the listing *Ekaberg, Skarstad, Skaraborg* means that Ekaberg is a farm in the parish of Skarstad in the county of Skaraborg in Sweden.

The following gazetteers are useful:

*Svensk ortförteckning: till bruk för trafikverket och deras kunder* (Swedish Postal and Shipping Guide). Stockholm: C. E. Fritzes kungl hovbokhandel, 1935. (FHL book 948.5 E8sv; film 418349; 1960 edition fiche 6030028-37; 1968 edition film 547579.)

*Svenska orter, atlas över Sverige med ortbeskrivning* (Swedish Topographical Dictionary and Atlas). Stockholm: Generalstabens Litografiska Anstalt, 1932. (FHL book 948.5 E5so; films 874376-78.)

Höjer, Magnus Mauritz. *Konungariket Sverige: en topografisk statistisk beskrifning med historiska anmärkningar* (Topographical, Statistical Dictionary of Sweden). Stockholm: Jos. Seligmann, 1875-1883. (FHL book 948.5 E5h; films 824123-24.)

Rosenberg, Carl Martin. *Geografiskt-statistiskt handlexikon öfver Sverige* (Swedish Gazetteer with Statistical Information). Stockholm: A. V. Carlsson,



1882-1883. (FHL book 948.5 E5r; films 873678-79; fiche 6030050-074.) Reprinted. Göteborg: Landsarkivet och Genealogisk ungdom, 1982.

## Finding Place-Names in the Family History Library Catalog

Place-names in the Family History Library Catalog are listed under their current names and in their current counties. The “see” references on the first microfiche for the country are helpful in determining the county for each parish.

## GENEALOGY

---

The term *genealogy* is used in this outline and in the Family History Library Catalog to describe a variety of records containing family information gathered by individuals, researchers, societies, or archives. These records may include pedigree charts, compiled information on families, correspondence, ancestor lists, research exchange files, record abstracts, and collections of original or copied documents. These can be excellent sources of information that can save you valuable time. Because they are compiled from other sources of information, evaluate them carefully for accuracy.

### Major Collections and Databases

The Family History Library has several sources that contain previous research or that can lead you to others who are interested in sharing family information. These sources include:

- *International Genealogical Index*. This index provides names and vital information for deceased persons who lived in Sweden. This valuable research tool lists information about birth, christening, and marriage dates. The index for Sweden includes names extracted from parish registers by volunteers and names submitted by researchers.

The International Genealogical Index is available on microfiche and on compact disc as part of FamilySearch. If you are using the microfiche, you need to know which county to search. If you are using the compact disc edition, the computer will search the entire country for any name. For more information on FamilySearch, see p. 4.

The International Genealogical Index lists Swedish names under both given names and surnames. On the compact disc edition, you can search for either a given name or a surname. On the microfiche edition, the surname arrangement microfiche have black-on-white labels. The given name arrangement microfiche have black-on-orange labels.

- *Ancestral File*. This file, a part of FamilySearch, contains family history information, arranged in family groups and pedigrees, that has been contributed since 1979. Ancestral File contains records for thousands of Swedish families. It can print pedigree charts, family group records, and individual summary sheets for any person in the file.
- *Family Group Records Collection*. More than eight million family group record forms have been microfilmed in the Family Group Records Collection. This includes many Swedish families. There are two major sections: the Archive Section and the Patrons Section. The film numbers for both sections are listed in the Author/Title Search of the Family History Library Catalog under FAMILY GROUP RECORDS COLLECTION.

### Family Histories

Many Swedish families have produced histories that include genealogical information, biographies, photographs, and other excellent information. These histories usually include several generations of the family.

The Family History Library has a large collection of Swedish family histories listed in the Surname Search of the catalog. Only the major surnames discussed in the family history are included in the catalog. See also the “Biography” section of this outline.

### Genealogical Collections

Many Swedish genealogies are compiled in the following works:

Örnberg, Lars Magnus Viktor, ed. *Svensk släktkalender* (Genealogies of Swedish Families). Stockholm: [s.n.], 1885-1888. (FHL book 948.5 D25s; films 1124513 items 12-13; 0924726 items 1-2.)

This work has been superseded by:

Örnberg, Lars Magnus Viktor, ed. *Svenska ättartal* (Genealogies of Swedish City Dwellers). Stockholm: [s.n.], 1889-1908. (FHL book 948.5 D25s; films 0924726-30; 1124513 item 14.)

The above yearly publications have a joint index 1885-1908 (FHL book 948.5 D25s index).

Elgenstierna, Gustaf and Ulla Elgenstierna, comp. *Svenska sälltkalendern* (Genealogies of Well-Known Swedish Families). Stockholm: Albert Bonniers förlag, 1912-1950. (FHL book 948.5 D25sk.)

This work has been superseded by:

Berg, Gösta, ed. *Svenska släktkalendern. Ny följd* (Genealogies of Well-Known Swedish Families. Continued). Stockholm: Albert Bonniers förlag, 1962-. (FHL book 948.5 D25sk.)

The above two publications have a joint index 1912-1982 (FHL book 948.5 D25sk index).

The Family History Library also has some collections of pedigree charts and notes by individual researchers. These include published and unpublished collections. They are listed in the catalog under:

SWEDEN - GENEALOGY  
SWEDEN, [COUNTY] - GENEALOGY  
SWEDEN, [COUNTY], [CITY] - GENEALOGY

## HERALDRY

In Sweden only those of the noble class were entitled to have coats of arms. Kings rewarded people who performed heroic deeds, made notable achievements, or held prominent positions in government by granting them a noble title and the right to use a coat of arms. These grants were documented.

Various Swedish authors have prepared heraldry books that describe coats of arms and the families that used them. They also briefly describe the family's entitlement to that coat of arms, and they may note early bearers of that coat of arms, sometimes with relationships, birth dates, and other genealogical information.

The Family History Library has collected many heraldry books. They are listed in the catalog under SWEDEN - HERALDRY. Some helpful books on the subject are:

Boneauschiold, Gust. *Sveriges rikes ridderskaps och adels wapenbok* (Swedish Coats of Arms of Knights and Nobility). Stockholm: Lars Salvius, 1740. (FHL film 1124575 item 1.)

Stjernstedt, A. W. *Sveriges ridderskaps och adels wapenbok* (Coats of Arms of Swedish Knights and Nobility). Stockholm: Lewertin & Sjöstedt, 1865-1879. (FHL book 948.5 D6s.)

Dahlby, Frithiof. *Svensk heraldisk uppslagsbok* (Reference Book of Swedish Heraldry). Stockholm: Bonniers, 1964. (FHL book 948.5 D6da.)

Also see the "Nobility" section of this outline.

## HISTORY

Effective family research requires some understanding of the historical events that may have affected your family and the records about them. Learning about wars, governments, laws, and migrations may help you understand political boundaries, family movements, and settlement patterns. These events may have led to the creation of records, such as land and military documents, that mention your family.

Your ancestors will become more interesting to you if you also use histories to learn about the events in which they may have participated.

### **General History**

- 1380 The Union of Kalmar united Sweden with Denmark and Norway.
- 1477 The University of Uppsala was founded.
- 1523 Union of Kalmar dissolved, and Gustaf Vasa was elected King of Sweden.
- 1527 King Gustav Vasa declared the Lutheran church the state religion.
- 1638 "New Sweden" was founded in Delaware.
- 1666 The University of Lund was founded.
- 1753 Sweden changed from the Julian to the Gregorian calendar.
- 1809 Sweden lost Finland to Russia.
- 1814 Norway united with Sweden.
- 1905 Norway dissolved the union with Sweden.
- 1914 World War I started. Sweden was neutral.
- 1919 Voting rights were given to women.
- 1939 World War II begins. Again Sweden was neutral.

The Family History Library has some published histories of Sweden, such as:

***Den Svenska historien*** (Swedish History). Stockholm: Albert Bonniers Förlag, 1966. 10 vols. (FHL Scand book 948.5 H2dh.)

Scott, Franklin D. ***Sweden, The Nation's History***. Minneapolis: University of Minnesota Press, 1977. (FHL book 948.5 H2sc.)

You can find histories in the Family History Library Catalog under:

SWEDEN - HISTORY  
SWEDEN, [COUNTY] - HISTORY  
SWEDEN, [COUNTY], [CITY or PARISH] - HISTORY

## Local Histories

Local histories should be studied and enjoyed for the background information they can provide about your family's life-style and environment. Published histories of parishes, towns, and counties often contain genealogies and family histories.

An important association founded in 1916 to preserve traditional culture is:

Riksförbundet för Hembygdsvård (The National Association for the Preservation of Local Nature and Culture)  
Box 30193  
S-104 25 Stockholm  
Sweden

Local societies publish their own histories, including stories of emigration and genealogical research done.

The Family History Library has many local histories for Swedish towns. They are listed in the catalog under the above headings. Some of these histories are also available at major public and university libraries in the midwestern United States.

## Calendar Changes

The Gregorian calendar is the calendar in common use in the world today. It is a correction of the Julian calendar that had been in use since A.D. 46. Leap years had been miscalculated in the Julian calendar, and by 1582 the calendar was ten days behind the solar year.

Sweden changed from the Julian calendar to the Gregorian calendar on 17 February 1753. At that time, eleven days were omitted to bring the calendar into line with the solar year. The day after 17 February 1753 was 1 March 1753.

## LANGUAGE AND LANGUAGES

Original materials used in Swedish research are written in Swedish. Although you do not need to speak or read Swedish to research Swedish records, you do need to know some key words and phrases to understand them. You may also find some Latin words in Swedish records.

Because Swedish grammar may affect the way words appear in genealogical records, the words in a dictionary or word list may be slightly different from their appearance in the records.

## Language Aids

The Family History Library has a publication titled *Genealogical Word List—Swedish* (31028). The list is available for a nominal fee. A Swedish-English dictionary can also help. You can find word lists, dictionaries, and similar language aids at many research libraries.

Some useful dictionaries are:

Nöjd, Ruben. *McKay's Modern English-Swedish and Swedish-English Dictionary*. New York: McKay, 1954. (FHL book 439.7321 N699m.)

Ernolv, Carl. *Svensk-engelsk ordbok* (Swedish-English Dictionary). Stockholm: P.A. Norstedt, 1947. (FHL book 439.7321 Er65s; film 1124531 item 12.)

Björkman, C. G. *Svensk-engelsk ordbok* (Swedish-English Dictionary). Stockholm: P.A. Norstedt, 1889. (FHL film 1224734 item 1.) This dictionary was published before the 1906 spelling reform and therefore uses the old spelling as found in the records.

You can find other dictionaries in the Locality Search of the catalog under SWEDEN - LANGUAGE AND LANGUAGES and in the Subject Search under SWEDISH - LANGUAGE - DICTIONARIES.

## MAPS

Maps are an important source for finding the place where your ancestors lived. Maps can help you find places, parishes, churches, geographical features, transportation routes, and proximity to other towns.

Maps may be published individually or in bound collections called *atlases*. Maps may also be included in gazetteers, guidebooks, local histories, and history texts.

Different types of maps can help you in different ways. Historical maps describe the growth and development of countries. They show boundaries, migration routes, settlement patterns, military campaigns, and other historical information. Road maps provide detailed information about Sweden's road systems. Survey maps show townships in great detail. City and street maps are extremely helpful

when researching in large cities, such as Stockholm and Göteborg.

## Using Maps

Use maps carefully because:

- Several places have the same name. For example, there are seven parishes called Husby in present-day Sweden.
- Spelling was not standardized when most early records were made. You may find the place-name spelled differently in an old record than on a current map.
- Place-names are often misspelled in American sources. Difficult names may have been shortened and important diacritical marks omitted.

## Finding the Specific Town on the Map

To do successful Swedish research, you must identify the parish where your ancestor lived.

Because some parishes have the same name, you may need additional information before you can find the correct parish on a map. You will be more successful if you have some information about the parish. Before using a map, search gazetteers, histories, family records, and other sources to learn all you can about:

- The county (län) the ancestor came from.
- The parish where your ancestor was baptized or married.
- The parish where your relatives lived.
- The size of the parish.
- The occupation of your ancestor or any relatives. (This may indicate the size or industries of the area.)
- Nearby localities, such as large cities.
- Nearby features, such as rivers and mountains.
- Industries of the area.
- Other names the parish was known by.

## Finding Maps and Atlases

Maps and atlases are available at many historical societies and at public and university libraries.

The Family History Library has a good collection of Swedish maps and atlases. They are listed in the catalog under SWEDEN - MAPS.

Some helpful maps at the Family History Library are:

**KAK bilatlas** (Maps of Sweden). Stockholm: Generalstabens Litografiska Anstalts Förlag, 1975. (FHL book 948.5 E3k.)

**Svenska orter-atlas över Sverige** (Swedish Topographical Dictionary and Atlas). Stockholm: Generalstabens Litografiska Anstalts Förlag, 1932. (FHL book 948.5 E5so; **films 874376-378.**)

The Family History Library publication *Parishes and Maps of Sweden* (FHL Scand 948.5 E77p) contains county maps that outline parish boundaries. This source is also available on microfiche 6068254.

You can purchase maps of Sweden from:

Anderson Butik  
P.O. Box 151  
Lindsborg, KS 67456-0151

## MILITARY RECORDS

---

Military records identify individuals who served in the military or who were eligible for service. Most young men in Sweden were required to serve in or register for military service. Evidence that an ancestor actually served may be found in family records, biographies, census, probate records, and church records.

The War Archive in Stockholm stores the Swedish military records. The Family History Library has some military records, primarily for 1680 to 1860, with a few as early as 1620. The genealogical value of military records is generally limited. They give information about a man's military career, such as promotions, places served, pensions, and conduct. In addition, they usually include his identification number; name; county, parish, or province of origin; age; years of service; height in feet and inches; marital status; who he replaced; and date of discharge. They also state if a soldier was killed in battle.

To use Swedish military records, you have to know what unit a soldier served in. If other records about your ancestor do not contain this information, find out which units were created in the area where he lived. To do this, you must know which parish he was living in when he was 18 to 20 years old. To determine the name or number of the unit your ancestor belonged to, use:



Grill, C. (Claes Lorentz). *Statistiskt sammandrag af Svenska indelningsverket* (Statistical Digest of the Swedish Army System). Stockholm: Isaac Marcus, 1856. (FHL book 948.5 M27g, film 084652.) Reprint. Goteborg: Landsarkivet och Sveriges Släktforskarförbund, 1988.

You can find military records in the Family History Library Catalog under SWEDEN - MILITARY RECORDS.

The catalog lists regiments alphabetically. The regiment name appears in parentheses on the first line under the catalog heading.

### Military History

For information about the Swedish military wars and campaigns, see:

*Kungliga fortifikationens historia* (History of the Royal Swedish Fortification). Stockholm: Norstedts, 1902-1945. (FHL book 948.5 M2kh.)

A brief and interesting history of the Swedish Military Archives is found in:

*The Royal Military Archives*. Stockholm: krigsarkivet, 1984 (Värnamo: Fälths tr.). (FHL book 948.5 A1 #67.)

Military histories are listed in the Family History Library Catalog under:

SWEDEN - MILITARY HISTORY  
SWEDEN, [COUNTY] - MILITARY HISTORY

### Military Records of Genealogical Value

Military records generally contain soldiers' names but little other genealogical information. The following sources may provide information on your ancestor especially if he was an officer:

*Handlingar, 1757-1880* (Army Pension Records). Salt Lake City: Filmed for the Genealogical Society of Utah by AB. Rekolid, 1957. (FHL films 167779-862.)

*Meritband, 1751-1849* (Army Pension Records). Salt Lake City: Filmed for the Genealogical Society of Utah by AB. Rekolid, 1957. (FHL films 167652 items 1-2, 167732, 167654-167778.)

*Rullor, 1639-1865* [Vadstena Krigsmanshus] (Registers and Specifications of Servicemen at the Soldiers Home at Vadstena). Salt Lake City: Filmed for the Genealogical Society of Utah by AB. Rekolid, 1957. (FHL films 190394-413.)

*Biografica, 1556-1955* (Biographical Notes of Army Officers and Others). Salt Lake City: Filmed for the Genealogical Society of Utah by AB. Rekolid, 1957. (FHL films 190699-877.) Contains an excellent biographical collection of notes, newspaper clippings, and obituaries.

Navy pension fund. (See "Passport Journals" on p. 15.)

## NAMES, PERSONAL

Understanding surnames and given names can help you find and identify your ancestors in the records.

### Surnames

Before record keeping began, most people had only one name, such as Johan. As the population increased, it became necessary to distinguish between individuals with the same name. The problem was usually solved by adding descriptive information. Johan became Johan the smith, Johan the son of Erik, Johan the short, or Johan from Borås. At first, such "surnames" applied only to one person and not to the whole family. After a few generations, these names were passed from father to children.

Surnames developed from four major sources:

- *Patronymic*, based on the father's name, such as Johan Nilsson (son of Nils).
- *Nicknames*, based on a person's characteristics, such as Pehr Fager (beautiful).
- *Geographical*, based on a person's place of birth or residence, such as Olof Grankulla.
- *Occupational*, based on the person's trade, such as Lars Smed (Smith).

Surnames were first used by nobility and wealthy land owners. Later the custom was followed by merchants and townspeople and eventually by the rural population.

Most Swedish surnames are patronymic. Patronymic surnames changed with each generation. For example, Lars Pettersson was the son of a man named Petter. If Lars had a son named Hans, the son would be known as Hans Larsson (son of Lars). His brothers would be called Larsson, while a sister would be known as Larsdotter (daughter of Lars). When people used patronymics, a woman did not change her name at marriage.

When a young man went into the military he was given a new surname. This name could be based on his

characteristics, such as Stark (strong) or Modig (brave), or the place where he was stationed. If the place was called Lillebäck, he may have been called Bäck. Before the late 1800s, a military surname seldom became a family name. Later, when family names were more common and sometimes when people emigrated from Sweden, the military name became the family surname.

When a young man became an apprentice to learn a trade, he would choose an additional surname.

The clergy and other learned men often “Latinized” their names. Thus Eric Karlsson became Ericus Caroli.

In 1901 a law required people to adopt permanent surnames to be passed onto successive generations.

## Given Names

When baptized, children were usually given one or two given names. The name may be that of a parent or other relative.

Some good books on names are:

Kjällerström, P. A. (Per August). *Svenska dopnamn och släktnamn* (Swedish Given Names and Surnames). Stockholm: Wahlström & Widstrand, 1913. (FHL films 1440226 item 14.)

Otterbjörk, Roland. *Svenska förnamn: krotfattat namnlexikon* (Swedish Given Names: A Brief Dictionary of Names). Stockholm: Esselte Studium, 1979. (FHL book 948.5 D4o.)

## NOBILITY

Kings rewarded a person who performed a heroic deed, had a notable achievement, or held a prominent position in government by granting them a noble title. Because Sweden limited the growth of the noble class, only about two percent of Sweden's population were noblemen. There was not much division between upper and lower nobility.

Most noblemen did not emigrate, and few disowned family members for unacceptable behavior. Thus, most traditions of a noble ancestor being “erased” or “eliminated” from all records are unfounded.

If your research in the original records of Sweden indicates that your ancestor was a nobleman, there are additional records that will be helpful. Although some original records (such as the grant of nobility) still exist, you can adequately accomplish most nobility research in secondary sources. These include published or manuscript genealogies of noble families.

Some important sources for Swedish nobility research are:

*Sveriges ridderskap och adelskalender* (Genealogy of the Swedish Nobility). Stockholm: Bonniers, 1854. (FHL book 948.5 D55s.)

Elgenstierna, Gustaf. *Den introducerade Svenska adelns ättartavlor: med tillägg och rättelser* (Genealogy of the Introduced Nobility of Sweden). Stockholm: P.A. Norstedt & Söners Förlag, 1925-1936. (FHL book 948.5 D5e; films 1440193-5.)

Leijonhufvud, Karl Karlsson. *Svensk adelskalender* (Genealogy of Swedish Nobility). Stockholm: P.A. Norstedt, 1899-1906. (FHL book 948.5 D22ak; films 1440245-6.)

The Family History Library has many records of Swedish noble families. These records are listed in the catalog under:

SWEDEN - NOBILITY  
SWEDEN, [COUNTY] - NOBILITY  
SWEDEN, [COUNTY], [CITY] - NOBILITY

See also the “Heraldry” and “Genealogy” sections of this outline.

## OCCUPATIONS

Occupations were a measure of social status. Some trades were viewed as more prestigious than others. For example, goldsmiths had more prestige than shoemakers. Many trades, such as butchers, tanners, shoemakers, tailors, and others were organized into guilds, which were in charge of training apprentices and regulating a trade's practice in an area.

Guilds were usually established in each city. Guild records include lists of members, information on journeymen practicing in the town, marriages of journeymen, and advancements from the rank of apprentice to journeyman and from journeyman to master craftsman. In addition, contracts between masters and parents of apprentices may be included.

Guild records are now stored in the provincial archives for the area where the records originated. The Family History Library has some Swedish guild records. It also has a few books about Swedish guilds and occupations. To find these sources, look in the Locality Search of the Family History Library Catalog under:

SWEDEN - OCCUPATIONS  
SWEDEN, [COUNTY] - OCCUPATIONS  
SWEDEN, [COUNTY], [CITY] - OCCUPATIONS

## PERIODICALS

---

Most genealogical and historical societies in North America and in Sweden publish magazines and newsletters. The articles often include:

- Family genealogies and pedigrees.
- Transcripts of church records, migration lists, and cemetery records.
- Social life and customs.
- Helpful articles on research methodology.
- Information about local records, archives, and services.
- Book advertisements and reviews.
- Research advertisements.
- Queries or requests for information that can help you contact other researchers interested in specific ancestors.

### North American Periodicals

Several historical and genealogical societies publish periodicals focusing on the Swedish immigrants to North America. These are often published quarterly and may focus on the immigrants to a particular region or state. Some major periodicals are:

*The Swedish-American Historical Quarterly*. Chicago: The Society, 1982-. (FHL book 973 B25sp.)

*Swedish American Genealogist*. Winter Park, Fla.: Swedish American Genealogist, 1981-. Published by Nils William Olson, P.O. Box 2186, Winter Park, FL 32790. (FHL book 973 F25s.)

### Swedish Periodicals

Many societies and organizations in Sweden publish genealogical periodicals in Swedish. Much of their content is devoted to compiled genealogies of native families. They also are an excellent place to publish queries or advertisements for a lost ancestor from Sweden. Some major examples are:

*Släkt och hävd: tidskrift* (Family and Tradition). Stockholm: Genealogiska Föreningen, 1950-. (FHL book 948.5 D25sh.)

*Personhistorisk tidskrift* (Journal of Personal History). Stockholm: P.A. Norstedt, 1900-. (FHL book 948.5 D25pt; films 254935-6, 1440261

items 2-6, 1440262 items 1-5.) This periodical has been indexed for the years 1898 to 1956.

(FHL films 254961-66.)

### Obtaining Periodicals

Copies of periodicals are available from the societies that publish them. Major archives with genealogical collections have copies of many periodicals, particularly those representing the area they serve.

The Family History Library subscribes to many periodicals. These are listed in the Family History Library Catalog in several ways. If you know the title, use the Author/Title Search of the catalog. Otherwise, use the Locality Search:

SWEDEN - GENEALOGY - PERIODICALS  
SWEDEN - HISTORY - PERIODICALS  
SWEDEN - PERIODICALS  
SWEDEN - EMIGRATION AND IMMIGRATION - PERIODICALS

Also see the "Societies" section of this outline.

## PROBATE RECORDS

---

Probate records are court records dealing with the distribution of a person's estate after he or she dies. Information recorded may include the death date, names of heirs and guardians, relationships, residences, an inventory of the estate, and names of witnesses.

These records are very helpful because the authorities began recording probate actions before the earliest vital records.

While probate records are usually one of the most accurate sources of genealogical information, they must be used with some caution. For example, they may omit the names of deceased family members or those who have previously received an inheritance. Most Swedish probate records are inventories that sometimes mention only the minor children in a family. Not every person that died had a probate record, but anyone, wealthy or not, may have left a probate.

The laws and customs regarding probate and the probate process have been in use since the 1300s. In 1734 Swedish probate laws changed to reflect the laws used on the European continent. The surviving spouse inherited half of the estate and the children the other half, with a son receiving twice the amount of a daughter. Although most Swedish probates are from after 1734, there are many earlier ones.

## Availability of Probate Records

The Family History Library has a good collection of Swedish probate records listed in the catalog under:

SWEDEN, [COUNTY], [DISTRICT] - PROBATE RECORDS

SWEDEN, [COUNTY], [CITY] - PROBATE RECORDS

Many probate records have separate indexes, found at the beginning of each record or on a separate roll of microfilm. Probate indexes are listed in the catalog under:

SWEDEN, [COUNTY], [DISTRICT] - PROBATE INDEX

To find out which district (*härad*) a probate should have been registered in, look in:

*Parishes and Maps of Sweden*. Family History Library, 1992. (FHL book 948.5 E77p; fiche 6068254.)

## SCHOOLS

---

If your ancestor was educated in a Swedish university, he may have been recorded in the matriculation records of that university. Some of these records have been published, notably for the seventeenth and eighteenth centuries.

These records may contain valuable information about your ancestor, such as name, age, hometown, and date of enrollment or graduation. Sometimes they contain biographical information, including names of parents, spouse, and children. The Family History Library has collected some school records. These records are listed in the Family History Library Catalog under:

SWEDEN - SCHOOLS

SWEDEN, [COUNTY] - SCHOOLS

SWEDEN, [COUNTY], [CITY] - SCHOOLS

## SOCIAL LIFE AND CUSTOMS

---

Effective family research requires some understanding of the society in which your ancestor lived. Learning about everyday life, religious practices, customs, and traditions will help you appreciate your ancestor and the time he or she lived in. This information is particularly helpful if you choose to write a family history.

Research procedures and genealogical sources are different for each area and time period and are affected by the local customs and traditions. Those that might

affect your research strategies include mortality rate, life spans, apprenticeship customs, and courting and marriage customs that affected the birth rates.

The Family History Library has a few sources about Swedish social life and customs. They are listed in the catalog under:

SWEDEN - SOCIAL LIFE AND CUSTOMS

SWEDEN, [COUNTY] - SOCIAL LIFE AND CUSTOMS

A good book describing many aspects of Swedish social life and customs is:

Lorenzen, Lilly. *Of Swedish Ways*. Minneapolis: Dillon Press, Inc., 1981. (FHL book 948.5 H6lo.)

Swedish periodicals are a particularly good source of information about social life and customs. See the "Periodicals" section of this outline.

## SOCIETIES

---

There are several societies and organizations in Sweden that may have valuable information for your genealogical research. Many Swedish communities have genealogical and historical societies, called *hembygdsföreningar*, many of which publish books and periodicals. You can write to Riksförbundet för hembygdsvård for an address of a local hembygdsförening. (See p. 19 for the address.)

There may also be some Swedish societies in the country your ancestor immigrated to, especially in the United States.

### Genealogical Societies

Many societies publish periodicals, transcripts, and compiled genealogies. They may also have special indexes, collections, and projects. Some publish queries about Swedish ancestors or maintain a list of members' research interests. Some specialize in the immigrants to a specific area. The following societies may be of interest:

Genealogiska Föreningen (The Genealogical Association of Sweden)

Box 6442

SE-113 82 Stockholm

Sweden



Personhistoriska Samfundet (The Personal History Association of Sweden)  
Riksarkivet  
Box 12541  
102 29 Stockholm  
Sweden

## Historical Societies

Swedish historical societies can be valuable sources of information. Such societies exist in countries where Swedish emigrants settled, and they often collect information about Swedish immigrants. Many societies have special collections of books and manuscript material for Sweden that may be hard to find in libraries and archives. Two historical societies are:

The Swenson Swedish Immigration Research Center  
3520 7<sup>th</sup> Ave.  
Rock Island, IL 61201-2296  
USA  
Telephone: 309-794-7204

Swedish-American Historical Society, Inc.  
5125 North Spaulding Ave.  
Chicago, IL 60625  
USA

These societies' collections of family and local histories and manuscripts may be helpful. The material in their collections can be circulated.

## OTHER RECORDS FOR SWEDEN

Other types of records that are not mentioned in this outline are listed in the Locality Search of the Family History Library Catalog. For example, see:

ALMANACS  
BIBLIOGRAPHY  
ETHNOLOGY  
HANDWRITING  
MINORITIES  
MANORS  
NAMES, GEOGRAPHICAL  
OBITUARIES  
OFFICIALS AND EMPLOYEES  
PUBLIC RECORDS  
YEARBOOKS

## FOR FURTHER READING

You can find more detailed information about Swedish research and records in the catalog under:

SWEDEN - GENEALOGY - HANDBOOKS, MANUALS, etc. and in the following works:

Johansson, Carl-Erik. *Cradled in Sweden*. Logan, Utah: Everton Publishers, Inc., 1995. (FHL book 948.5 D27j.)

Clemensson, Per and Kjell Andersson. *Släktforskarna!, Steg för steg* (Guidebook to Swedish Genealogy). Stockholm: LTs förlag, 1983. (FHL book 948.5 D27c.)

Clemensson, Per and Kjell Andersson. *Hembygdsforskarna! Steg för steg* (Guide to Local History). Stockholm: LTs förlag, 1990. (FHL book 948.5 D27ca.)

Thorsell, Elisabeth and Ulf Schenkmanis. *Släktforskning-vägen till din egen historia* (Genealogy, The Road to Your Own History). Västerås: ICA-Förlaget, 1993.

## COMMENTS AND SUGGESTIONS

The Family History Library welcomes additions and corrections that will improve future editions of this outline. Please send your suggestions to:

Publications Coordination  
Family History Library  
35 North West Temple Street  
Salt Lake City, UT 84150-3400  
USA

We appreciate the archivists, librarians, and others who have reviewed this outline and shared helpful information.

© 1993, 2004 by Intellectual Reserve, Inc. All rights reserved. Printed in the USA  
English approval: 6/04

No part of this document may be reprinted, posted on-line, or reproduced in any form for any purpose without the prior written permission of the publisher. Send all requests for such permission to:

Copyrights and Permissions Coordinator  
Family and Church History Department  
50 E. North Temple Street, Rm 599  
Salt Lake City, Utah 84150-3400  
USA  
Fax: 801-240-2494

FamilySearch is a trademark of Intellectual Reserve, Inc.

[ NOTES ]

[ NOTES ]

THE CHURCH OF  
**JESUS CHRIST**  
OF LATTER-DAY SAINTS

ENGLISH



34716

# Swedish

## Genealogical Word List

### Table of Contents

Language Characteristics

Additional Resources

Key Words

General Word List

A B C D E F G H I J K L M N O P R S T U V Y Å Ä Ö

Numbers

Dates And Time

This list contains Swedish words with their English translations. The words included here are those that you are likely to find in genealogical sources. If the word you are looking for is not on this list, please consult a Swedish-English dictionary. (See the "Additional Resources" section below.)

Swedish is a Germanic language, as are Norwegian, Danish, and Icelandic. Most differences between modern and old Swedish are simply a matter of spelling. Carefully study the Spelling section in "Language Characteristics" below. This will help you find the words in this list.

Swedish is spoken in Sweden and parts of Finland. The Swedish language was used in official records of Finland until the end of the 1800s.

## LANGUAGE CHARACTERISTICS

---

### Variant Forms of Words

In Swedish, as in English, the forms of some words will vary according to how they are used in a sentence. **Who—whose—whom** or *marry—marries—married* are examples of words in English with variant forms. The endings of a word in a document may differ from those in this list. Also, vowels sometimes have diacritical marks in different forms of the same word. Note the following examples:

<i>man</i>	man	<i>yrke</i>	profession
<i>mannen</i>	the man	<i>yrket</i>	the profession
<i>män</i>	men	<i>yrken</i>	professions
<i>männen</i>	the men	<i>yrkena</i>	the professions

## Alphabetical Order

Written Swedish has three letters not found in English: Å (å), Ä (ä), and Ö (ö). Alphabetically, these letters come after z. Swedish dictionaries, indexes, the locality section of the Family History Library Catalog, and this word list use the following alphabetical order:

a b c d e f g h i j k l m n o p q r s t u v w x y z å ä ö

## Spelling

Spelling rules were not standardized in earlier centuries. The following spelling variations are common:

<i>ä</i>	used for	<i>e</i>
<i>i</i>	used for	<i>j</i>
<i>j</i>	used for	<i>g, gj, hj, lj, dj</i>
<i>k</i>	used for	<i>ck, ch, g, gg, c, q</i>
<i>t</i>	used for	<i>d, th, tt</i>
<i>v</i>	used for	<i>hv, fv, ffv, f, w</i>
<i>tj</i>	used for	<i>k, kj, ch</i>
<i>sk</i>	used for	<i>skj, sch, sj, stj</i>
<i>s</i>	used for	<i>ss, c, z</i>

Examples:

<i>änka</i>	spelled as	<i>enka</i>
<i>mjölnare</i>	spelled as	<i>miölnare</i>
<i>kärr</i>	spelled as	<i>tjärr</i>

## ADDITIONAL RESOURCES

---

This word list includes only words *most commonly found in genealogical sources*. For further help, use a Swedish-English dictionary. Several Swedish-English dictionaries are available at the Family History Library. These are in the Scandinavian collection. Their call numbers begin with 439.7321.

The following dictionary is also available on microfilm for use in Family History Centers:

Ernolv, Carl. *Svensk-Engelsk Ordbok* [Swedish-English Dictionary]. Stockholm: Svenska Bokförlaget Norstedts, 1947. (FHL film 1,124,531, item 12).

Björkman, C.G. *Svensk-Engelsk Ordbok* [Swedish- English Dictionary]. Stockholm: P.A. Norstedt, 1889. (FHL film 1,224,734, item 1). Swedish spelling was reformed in 1906. Since this dictionary was written in 1889, it shows words as they were spelled before 1906.

Additional dictionaries are listed in the Subject section of the Family History Library Catalog under SWEDISH LANGUAGE - DICTIONARIES or in the Locality section under SWEDEN - LANGUAGE AND LANGUAGES.

## KEY WORDS

---

To find and use specific types of Swedish records, you will need to know some key words in Swedish. This section lists key genealogical terms in English and the Swedish words with the same or similar meanings.

For example, in the first column you will find the English word *marriage*. In the second column you will find Swedish words with meanings such as *marry, marriage, wedding, wedlock, unite, legitimate, joined*, and other words used in Swedish records to indicate marriage.

<b>English</b>	<b>Swedish</b>
banns	lysning
birth	födda, födde, född, födelse
burial	begravning
child	barn
christening	döpta, döpte, döpt, döpelse, dop
clerical survey	husförhörslängd
confirmation	konfirmation
death	döda, döde, död, avliden, avsomna
father	far, fader
female	kvinnkjön, kvinna
household, examination roll	husförhörslängd, förhör
husband	man, make
index	register
male	mankjön, man
marriage	vigda, vigde, vigd, vigsel, gift, gifte, giftermål, bröllop, brudfolk
military	militär, soldat

mother	mor, moder
moving in	inflyttning
moving out	utflyttning
name, given	förnamn
name, surname	efternamn
parents	föräldrar
parish	socken, församling, kommun
probate	bouppteckning
wife	hustru, maka
year	år

## GENERAL WORD LIST

---

This general word list includes words commonly seen in genealogical sources. Numbers, months, and days of the week are listed both here and in separate sections that follow this list.

In this list, optional versions of Swedish words or variable endings are given in parentheses. Parentheses in the English column clarify the definition.

### A

---

adel	nobility
adelsman	nobleman
aderton(de)	eighteen (eighteenth)
adlig	noble
adopterad	adopted
adress	address
adressbok	directory
afton	evening
aldrig	never
alla, allt	all
alltid	always
andra	second, others
andtäppa	shortness of breath, asthma
anfall	seizure(s)
angiven	given, stated



ankom	came, arrived
anmärkningar	remarks, annotations
annan	other
antavla	pedigree chart
april	April
arbetare	worker, laborer
arkiv	archive
arrendator	tenant farmer, leaseholder
arton	eighteen
arv	inheritance
arvinge	heir
arvskifte	distribution of an inherited estate
att	that (know that he died)
attest	certificate
augusti	August
av	of
avgift	fee
avgång	departure
avgått	moved
avgått med döden	died (departed through death)
avliden	deceased, death
avskedad	discharged, resigned
avsomna	die, death

## B

---

backe	hill
backstugusittare	one who owned a small cottage, dugout dweller
bagare	baker
bakom	behind
baptist	Baptist
bar	carried
bara	only
bar barnet	carried or held the child (at baptism font)
barn	child(ren)
barnbarn	grandchild(ren)
barnbok	preconfirmation roll (in Finland)

barnlös	childless
barnmorska	midwife
barnsbörd, barnsäng	childbirth
befolkning	population
begrava	bury
begravning	burial
begravningsplats	cemetery
begått H(errens) H(eliga) Nattvard	taken the Lord's Holy Communion
benämd	called
berg	hill, mountain
bergslag	mining district
bergsman	miner
beskattning	taxation
beskrivning	description
besökare	customs official (archaic), visitor (modern)
betjänt	servant, civil servant
bettlare	beggar
betyg	certificate
bevaka	protect
bevis	certificate, proof, evidence
bevistat läsförhören	present at household examination (clerical survey)
beväring	conscript
beväringssman	recruit
bilaga	supplement, enclosure
biografi	biography
blind	blind
bliva	to become
blödning	bleeding
bo	to live, home, estate
bok	book
bokhållare	bookkeeper
bonde	farmer
borg	castle, fortress
borgare	citizen, burgher
borgmästare	mayor
borta	absent
bortgift	married elsewhere

bostad	domicile
bouppteckning	estate inventory, probate
bredvid	next to
bro	bridge
bror	brother
brorsdotter	niece, brother's daughter
brorsson	nephew, brother's son
brud	bride
brudfolk	bridal couple
brudgum	bridegroom
brudpar	bridal couple
bruk	foundry, mill, iron industry
brukare	tenant farmer, leaseholder
bruksarbetare	foundryman, mill hand, iron worker
bryggare	brewer
bräcklighet	frailty
bröllop	wedding
bröstarvinge	heir
bröstfeber	pneumonia
bröstsjuka	chest illness, pneumonia
bröstvärk	chest pain
by	village
bygd	countryside, region, area
byggmästare	contractor, builder
båda	both
båtsman	seaman, sailor
bägge	both
bägges barn	child of both parents
böcker	books
böld	abscess, boil
böter	fee, fine
bötfälld	fined

## C

---

circa (ca.) (Latin)	about, approximately
civilregistret	civil registrar
coopvaerdi	merchant marine

## D

---

dag	day
dagkarl	day laborer
dal	valley
Danmark	Denmark
danneman	farmer, gentleman
dansk	Danish
datum	date
de	they
december	December
de där	those
de här	these
deja	maidservant, milkmaid
demoiselle	Miss
den	the, it
den där	that
den här	this
deras	their
dess	his, her, its
det	the, it
det där	that
det här	this
diarre	diarrhea
difteri	diphtheria
dom	sentence, judgment
domare	judge
dombok	court record
domsaga	judicial district
dop	baptism, christening
doplängd	record of baptisms
dopnamn	given name
dotter	daughter
dragon	light cavalryman
drunknad	drowned
dräng	farmhand, bachelor

duplikat	duplicate record
dygn	24 hours, day
då	then
där	there
därstädes	(of) that place
död, döda, döde	dead, death
dödbok	death record
dödfödd	stillborn
dödslista	death record
dödsorsak	cause of death
död utan bröstarring	died without issue
döpt, döpta, döpte,	christening
döpelse	
dött	has died
döv	deaf

## E

---

efter	after
efterkommande	descendant(s)
eftermiddag	afternoon
efternamn	surname
efter sig lämnat	left behind, survived by
egendom	property
ej	not
eldsvåda	extensive fire
elfte	eleventh
eller	or
elva	eleven
emigrerade	emigrated
en, ett	a, one
en/ett hundra(de)	one hundred (one-hundredth)
en/ett tusen(de)	one thousand (one-thousandth)
enligt	according to
ett, en	a, one
evangelisk	evangelical

## F

---

fabrik	factory, mill
fabriksarbetare	factory worker
fadder	christening witness, godparent
fader	father
falla	fall, to be killed in war
fallande sot	epilepsy
familj	family
far	father
farbror	paternal uncle
farfar	paternal grandfather
farmor	paternal grandmother
fasta	fast, Lent
faster	paternal aunt
fattig	poor
fattighjon	pauper
fattighus	poorhouse
f. d. (före detta)	former(ly)
feber	fever
feberfrossa	malaria
februari	February
fem(te)	five (fifth)
femtio(nde)	fifty (fiftieth)
femton(de)	fifteen (fifteenth)
finländare, finne	Finn
finsk	Finnish
fiskare	fisherman
fjol (i fjol)	last year
fjorton(de)	fourteen (fourteenth)
fjärde	fourth
fjärdingsman	parish constable
flicka	girl
flicknamn	maiden name
flytta	move
flyttningsbetyg	certificate of moving
fogde	sheriff, bailiff, warden

folio	page
fortsättning (forts.)	continued
fosterbarn	foster child
fosterland	native land, fatherland
framför	in front of
fredag	Friday
frejd	a person's character, conduct
friherre	baron
frossa	malaria
fru	Mrs.
från	from
frånskild	divorced
frälse	nobility
frälsegård, frälsehemman	tax-exempt farm (farm owned by a nobleman who collected the tax)
främmande	foreign, strange, belonging to another parish
fröken	Miss
fylleri	drunkenness
fyra	four
fyrtyio(nde)	forty (fortieth)
fältfeber	typhoid fever
fältskär	assistant army surgeon, barber- surgeon
fältväbel	sergeant major
fästekvinna	fiancée (female)
fästman	fiancé (male)
fästmö	fiancée (female)
fästning	fortress
född, födda, födde, födelse	born, birth
föddes	was born
födelsebok	birth record
födelsedag	birthday
födelselängd	birth record
födelseort	place of birth
följande	following, next
för	for
fördelsman	person receiving support after giving his estate to another
före	before

föregående	previous, preceding
föreläst	banns (in Finland)
förening	society
förfäder	forefathers
förgiftad	poisoned
förhör	household examination
förklara	declared, explained
förlossning	birth
förlovad	engaged
förlovning	engagement
förmiddag	morning, forenoon
förmyndare	guardian
förnamn	given name
förra giftet	previous marriage
förre, (den)	former
förrätta	perform
församling	parish, congregation
församlingsbok	clerical survey
första	first
första gången	first time
förstoppning	constipation
försvarslös	unemployed person, vagrant
förteckning	list
föräldralös	orphan
föräldrar	parents

## G

---

gamla	old
gamla boken (G.B.)	old book, previous clerical survey
gammal	old
garvare	tanner
gata	street
genast	right away, immediately
genealogi	genealogy
genom	through
gesäll	journeyman



gift	married
gifta sig	to marry
gifte	marriage
giftermål	marriage ceremony
giftoman	bride's sponsor
gikt	gout
god	good
gosse	boy
granne	neighbor
gratialist	receiving a pension or cash from some special fund
grav	grave
grekisk katolsk	Eastern Orthodox
grenadjär	infantryman
greve	count (title of nobility)
gruva	mine
gräns	boundary line, border
gudfader	godfather
gudmoder	godmother
gulsot	jaundice
gång	time
gård	farm, house
gåvor	donations
gäll (gäld)	clerical district
gästgivare	innkeeper
gördelmakare	brazier

## H

---

halv-	half-, step-
halvsyskon	half siblings
hammarsmed	forging smith
han	he
handelsman	merchant
handskmakare	glove maker
hans	his
hantverkare	artisan
hattmakare	hatmaker

hava	to have
havande	pregnant
hederlig	honorable, honest
helig	holy
hem	home
hemma	at home
hemman	farm, homestead
hemmansbrukare	farmer
hemmansägare	farmer, homeowner
hemort	residence
hemvist	domicile
henne	her
heraldik	heraldry
herr	Mr.
Herren	Lord
herrgård	manorial estate
hetsig feber	inflammatory fever
hinderlös	free, unhindered (to travel, marry)
hinderlöshetsbetyg	certificate of being unhindered
historia	history
hittebarn	foundling
hjon	pauper, person receiving social assistance
hjulmakare	wheelwright
hjärnblödning	stroke, cerebral hemorrhage
hjärtslag	cardiac arrest
hon	she
honom	him
hos	at, in, with
hosta	cough
hovrätt	circuit court of appeal
hur	how
hus	house
husar	light cavalryman
husbonde	farmer
husfader	head of household, father
husfolk	farmers, farm people
husförhör, husförhörlängd	clerical survey, household examination

husman	farm laborer (owned house but not land)
husmoder	female head of household, mother
hustru	wife
hyresgäst	lodger
håll och stygn	pneumonia
här	here
härad	civil district within a county
häradsrätt	district court
härstädes	here, at given location
hög	high
höger	right
höst	autumn

## I

---

i	in
icke	not
i dag	today
i fjol	last year
ifrån	from
i går	yesterday
i morgon	tomorrow
inflyttning	incoming, moving in
ingen	no, no one, none
inget	nothing, none
inhyses	lodger, tenant
innehåll	contents
innevarande	current
invandrare	immigrant
invandring	immigration

## J

---

januari	January
jord	earth, soil, land
jordbrukare	farmer
jordbok	land record
jordegumma	midwife
jordfästning	funeral, burial service
jude	Jew
judisk	Jewish
jul	Christmas
juli	July
jungfru	Miss, maiden, virgin
juni	June
jägare	hunter
jägmästare	forester

## K

---

kallad	called, named
kammarskrivare	assistant clerk
kapellförsamling	chapelry, dependent branch of a parish
kaplan	assistant minister
karl	man, male
karta	map
katalog	directory, catalog
katekismilängd	communion record
katolsk	Catholic
kavallerist	cavalryman
kikhosta	whooping cough
klensmed	toolmaker, locksmith
kommunionbok	communion book
klockare	parish clerk
kofferdi	merchant marine
kolare	charcoal burner
kolera	cholera

kolik	colic
kommen ifrån	came from
komminister	assistant minister
kommun	township, municipality, parish
kommunikant	person receiving communion
konfirmation	confirmation
kontrahenterna	marriage applicants
kontrakt	deanery (clerical district)
konung, kung	king
kopparslagare	coppersmith
koppor	smallpox
kramp	convulsions
krigsarkiv	war archive, military archive
kristendomskunskap	religious knowledge
kristnad	christened, baptized
krono-	belonging to the crown (government)
kronohemman	farm owned by the crown (government)
krukmakare	potter
kräfta	cancer
kung, konung	king
kungarike	kingdom
kunglig	royal
kusin	cousin
kvarlåtenskap	possessions left after death
kvarn	mill
kvarter	block, quarter
kvinna, kvinnkjön	woman, female
kväll	evening
kvävning	suffocation
kyrka	church
kyrkobok	parish register
kyrkoby	village in which the parish church is located
kyrkogång	introduction of mother into congregation after childbirth
kyrkogård	churchyard, cemetery
kyrkoherde	parish minister
kyrkosocken	ecclesiastical parish
kyrkotagen	introduction of mother into congregation after childbirth
kyrkovaktare	church officer

kyrkovärd	church or parish warden
käresta	loved one, wife
kön	sex, gender
köping	small town
köpman	merchant
körsnär	furrier

## L

---

lag	law
laga år kommen	of legal age
land	land, country
landsarkiv	provincial archive
landsförsamling	rural parish of a city
landskap	province
lapp	Lapp
ledig	unmarried, free
leva	to live
levande	living
lik	corpse
lilla	little, small
liten	little, small
lots	sea pilot
lucka	gap (missing records)
lunginflammation	pneumonia
lungсот	consumption, tuberculosis
luteran, lutersk	Lutheran
lysning	banns
lyst	posted banns
låg	low
lägersmål	illicit relations
lägrad kvinna	woman who has had illicit relations
lägre	lower
läkare	doctor
län	county
längd	roll, record, book
länsman	sheriff

lärare	teacher
lärling	apprentice
lönskaläge	illicit relations between unmarried persons
löpande	current
lördag	Saturday
lösdrivare	vagrant

## M

---

magref	colic
magsjukdom	stomach disease
magvärk	stomachache
maj	May
maka	wife
makarnas gemensamma barn	child(ren) a couple had together
make	husband
mamsell	Miss
man, mankjön	man, male, husband
mantal	assessed unit of land
mantalskriven	registered for tax/census purposes
mantalslängd	tax/census record
marknad	market, fair
mars	March
maskinist	machinist, engineer
matros	sailor, seaman
med	with
medborgare	citizen
medlem	member
mellan	between
men	but
middag	noon
midnatt	midnight
militär	military
minderårig	underage
mindre	lesser, smaller
ministerialbok	parish register

minut	minute
mjöltnare	miller
moder, mor	mother
morbror	maternal uncle
morfar	maternal grandfather
morgon	morning
morgongåva	morning gift, dowry
mormor	maternal grandmother
mosaisk	Jewish
moster	maternal aunt
mot	against, toward
murare	mason
mycket	very, much
myndig	of legal age
måg	son-in-law
målsman	guardian
månad	month
måndag	Monday
mässling	measles
mästare	master
mördad	murdered

## N

---

namn	name
natt	night
nattvard	communion
nedan(för)	below
nedkomst	birth
nedre	lower
nervfeber	typhoid fever
nio(nde)	nine (ninth)
nittio(nde)	ninety (nintieth)
nitton(de)	nineteen (nineteenth)
noll	zero
nord	north
Norge	Norway
norr(a)	north, northern



norsk	Norwegian
november	November
nu	now
nummer	number
ny(a)	new
nya boken (N.B.)	new book, next clerical survey
nybyggare	settler
nyfödd	newborn
nytt	new
någon	someone, anyone
något	something, somewhat
nämndeman	juryman
när	when
nära	near
närvarande	present
närvaro	presence
nöddop	emergency baptism

## O

---

oangiven	not given
obefintliga	persons whose residence is not known
och	and
också	also
odaterad	not dated
odöpt	not christened
ofta	often
ofärdig	lame, crippled
ogift	unmarried
oktober	October
okänd	unknown
olycka	accident, misfortune
om	if, about
omkommen	died accidentally, drowned
omkring	about
omvändelse	conversion
omyndig	minor

onsdag	Wednesday
ordbok	dictionary
orsak	cause, reason
ort	place
ortförteckning	locality list, gazetteer
ortodox	(Eastern) Orthodox
otidigt sängelag	conceived before marriage
ovan, ovanför	above
oäkta	illegitimate (child)

## P

---

pastor	parish minister
pastorat	parish
pastorsexpedition	parish office
pest	plague
piga	maid, maiden, servant girl
pilt(ebarn)	boy, male child
pingst	Pentecost, Whitsunday
plikta	finned
pojke	boy
profoss	flogmaster (military)
prost	dean
prosteri	deanery
präst	minister
prästgård	parsonage
på	on, upon, at (some place), in (about time)
påsk	Easter
påssjuka	mumps

## R

---

regemente	regiment
register	register, index
repslagare	rope maker
Riddarhuset	house of nobility

rike	state, realm
riksarkiv	national archives, state archives
rote	district within a parish
rotehjon	person supported by a parish district
rotesoldat	soldier for a district in a parish
rulla	record, roll
rusthåll	farm equipping a (cavalry) soldier
rusthållare	owner of a farm equipping a cavalry soldier
rymt, rymd	runaway
rysk, ryss	Russian
Ryssland	Russia
ryttare	cavalryman
rådhusrätt	city court
rådman	councilman
rådstu(gu)rätt	city court
räkenskapslängd	records of accounts
rätt	court, right, correct
rättare	farm foreman
rödsot	dysentery

## S

---

sakna(s)	miss, missing
salig	the deceased, blessed
samhälle	community
samma	(the) same
sammanavla	beget, conceive
samma städes	(of) the same place
samt	and, together with
samtycke	permission, consent (to)
scharlakansfeber	scarlet fever
sedan	since
sekel	century
senare, (den)	later, the latter
sent	late
september	September
sex	six
sexman	parish caretaker

sextio(nde)	sixty (sixtieth)
sexton(de)	sixteen (sixteenth)
sida	page
sig	himself, herself, itself
sin, sitt, sina	his, her, its (own)
sinnessvag	feeble-minded
sju	seven
sjuk	sick
sjukdom	sickness
sjunde	seventh
sjuttio(nde)	seventy (seventieth)
sjutton(de)	seventeen (seventeenth)
självord	suicide
sjätte	sixth
sjö	lake
sjöman	sailor, seaman
skarprättare	executioner, hangman
skarpskytt	sharpshooter
skatt	tax
skattehemman	farm on which taxes are to be paid to the crown (government)
skeppare	skipper
skilsmässa	divorce
skog	forest
skogvaktare	forester
skola	school
skollärare	schoolteacher
skomakare	shoemaker
skrud	gown (bridal)
skräddare	tailor
slag(anfall)	stroke
slagsmål	fight
slaktare	meat cutter, butcher
slot	castle
slut	end
släkt	family, clan
släktbok	lineage book
släktforskning	genealogy

släkting	relative
släktled	generation
smed	blacksmith
smittkoppor	smallpox
små (plural)	little, small
snatteri	pilfering
snickare	carpenter
socken	parish
soldat	soldier
som	who, which, that
sommar	summer
son	son
sondotter	son's daughter, granddaughter
sonhustru	son's wife, daughter-in-law
sonson	son's son, grandson
spannmålstorpare	tenant farmer, receiving part of his wages in grain
spinnare	spinner
spridda år	intermittent years
stad	city
stadsarkiv	city archives
stadsförsamling	city parish
stamfader	progenitor
stamtavla	descendancy chart
statare, statdräng	farm laborer
statorpare	farm laborer, usually married
stenhuggare	stonecutter
stift	diocese
stor, stort, stora	large, big, great
straff	punishment
straffarbete	hard labor
strax	right away, immediately
stuga	cottage, house
stum	dumb, mute
stupa	to be killed in war
styrman	mate, on ship
styv-	step-
styvson	stepson
stånd	status, condition

ståndsperson	person of social standing
stärbhus	death estate
stöld	theft
svaghet	weakness, feebleness
svagsint	feeble-minded
sven	young man, apprentice
svensk	Swedish
Sverige	Sweden
svullnad	swelling, bloating
svulst	tumor
svåger	brother-in-law
svägerska	sister-in-law
svärfar	father-in-law
svärmor	mother-in-law
svärson	son-in-law
syd	south
syskon	siblings
syskonbarn	nephew(s), niece(s), cousin(s)
sysling	second cousin
syster	sister
systerdotter	niece, sister's daughter
systerson	nephew, sister's son
syting	person receiving support after giving his estate to another
såg	saw, sawmill
sågställare	saw setter
säteri	freehold estate
söder (södra)	south (southern)
söndag	Sunday

## T

---

testamente	will
tid	time
tidskrift	periodical
tiggare	beggar
till	to
tillsammans	together
tillstånd	dispensation, permission

timma	hour
timmerman	carpenter, builder
ting	court
tingslag	judicial district, assize division
tio(nde)	ten (tenth)
tionde	tenth, tithing
tiondebok	tithing record
tisdag	Tuesday
tjugo	twenty
tjugoandra	twenty-second
tjugoen, tjuoett	twenty-one
tjugofem(te)	twenty-five (twenty-fifth)
tjugofjärde	twenty-fourth
tjugofyra	twenty-four
tjugoförsta	twenty-first
tjugonde	twentieth
tjugonio (nde)	twenty-nine (twenty-ninth)
tjugosex	twenty-six
tjugosju(nde)	twenty-seven (twenty-seventh)
tjugosjätte	twenty-sixth
tjugotre	twenty-three
tjugotredje	twenty-third
tjugotvå	twenty-two
tjugoåtta	twenty-eight
tjugoåttonde	twenty-eighth
tjuv	thief
tjänar	serves
tjänare	servant
tjänst	service, employment
tolfte	twelfth
tolv	twelve
torpare	crofter, cottager
torsdag	Thursday
tre (tredje)	three (third)
trettio	thirty
trettioen, trettioett	thirty-one
trettioförsta	thirty-first
trettionde	thirtieth

tretton(de)	thirteen (thirteenth)
trillingar	triplets
trolovade	betrothed, engaged
trumslagare	drummer
trädgårdsmästare	gardener
tuberkulos	tuberculosis
tumör	tumor
tunnbindare	barrelmaker
tvillingar	twins
tvinsot	withering from multiple causes
två	two
två hundra(de)	two hundred (two-hundredth)
tyfus	typhoid
tysk	German
Tyskland	Germany
tärande sjukdom	pneumonia, consumption

## U

---

undantag	support after giving up an estate
undantagsman kvinna	person receiving support after giving his estate to another
under	under
underskrift	signature
undertecknad	the undersigned
ung	young
ungkarl	bachelor
uppgavs	stated, given, declared
utan	without
utanför	outside
utdrag	extract
utesluten	excommunicated
utflyttning	moving out
utländsk	foreign
utvandrare	emigrant
utvandring	emigration



## V

---

vad	what
vagnmakare	cartwright
vaktmästare	caretaker
vallon	Walloon
vandel	conduct, habits, way of life
vapen	coat of arms, weapon
var	each, everyone
var	was, where
vara	to be
varför	why
vattenkoppor	chicken pox
vattusot, vattensot	edema, dropsy
vecka	week
vem	who
venerisk sjukdom	venereal disease
verk	factory, mill
vid	at, on, close to, by
vigd, vigda, vigde	married
vigsel	marriage ceremony
vigselbok	marriage book
vigsellängd	marriage record
vilja	to want, will
vilken, vilket, vilka	who, which, that
vinter	winter
vittne	witness
volym	volume
våda	accident
vår	our, spring
välboren	of noble birth
välfrejdad	of good reputation
vänster	left
värk	ache
värnplikt	military service
väster (västra)	west (western)
vävare	weaver

## Y

---

ynghing	young man, boy
yrke	profession, occupation

## Å

---

å	at, on, to
å	river
åbo	tenant farmer with conditional, inherited lease
ålder	age
ålderdom	old age
år	year
århundrade	century
årlig	annual, yearly
årtionde	decade
åt	to
återvänd	returned
åtta	eight
åttio(nde)	eighty (eightieth)
åttonde	eighth

## Ä

---

äga	own
ägare	owner
ägor	land, property
äkta	legitimate
äktenskap	marriage
äldre	older, elder
äldste	oldest, eldest, elder
ämbete	office
änka	widow

änkeman, änkring	widower
ännu	yet, still
är	are, is, am
ärlig	honest
ätt	family

## Ö

---

ö	island
öde	vacant, fate
öga	eye
öra	ear
öster (östra)	east (eastern)
över	over
överlevande	survivor(s)
övre	upper

## NUMBERS

---

In Swedish genealogical sources, numbers are occasionally written out. The following list gives the cardinal (1, 2, 3) and the ordinal (1st, 2nd, 3rd) versions of each number.

<b>Cardinal</b>		<b>Ordinal</b>	
0	noll		
1	en, ett	1st	första
2	två	2nd	andra
3	tre	3rd	tredje
4	fyra	4th	fjärde
5	fem	5th	femte
6	sex	6th	sjätte
7	sju	7th	sjunde
8	åtta	8th	åttonde
9	nio	9th	nionde
10	tio	10th	tionde
11	elva	11th	elfte

12	tolv	12th	tolfte
13	tretton	13th	trettonde
14	fjorton	14th	fjortonde
15	femton	15th	femtonde
16	sexton	16th	sextonde
17	sjutton	17th	sjuttonde
18	aderton, arton	18th	adertonde
19	nittion	19th	nittionde
20	tjugo	20th	tjugonde
21	tjugoen/ett	21st	tjugoförsta
22	tjugotvå	22nd	tjugoandra
23	tjugotre	23rd	tjugotredje
24	tjugofyra	24th	tjugofjärde
25	tjugofem	25th	tjugofemte
26	tjugosex	26th	tjugosjätte
27	tjugosju	27th	tjugosjunde
28	tjugoåtta	28th	tjugoåttionde
29	tjugonio	29th	tjugonionde
30	trettio	30th	trettionde
31	trettioen/ett	31st	trettioförsta
40	fjortio	40th	fjortionde
50	femtio	50th	femtionde
60	sextio	60th	sextionde
70	sjuttio	70th	sjuttionde
80	åttio	80th	åttionde
90	nittio	90th	nittionde
100	ett/en hundra	100th	en/ett hundrade
200	två hundra	200th	två hundrade
1000	ett/en tusen	1000th	en/ett tusende

## DATES AND TIME

---

### Months

#### English

January

#### Swedish

januari

February	februari
March	mars
April	april
May	maj
June	juni
July	juli
August	augusti
September	september
October	oktober
November	november
December	december

### **Days of the Week**

<b>English</b>	<b>Swedish</b>
Sunday	söndag
Monday	måndag
Tuesday	tisdag
Wednesday	onsdag
Thursday	torsdag
Friday	fredag
Saturday	lördag

Paper publication: Second edition 1997. English approval: 4/97.

## BEGINNING RESEARCH: SCANDINAVIAN SOURCES

### I. PARISH REGISTERS

Records of christenings, marriages, and burials kept by the church. Some parish registers may contain other types of information:

\*\* Christenings -- Given name and sex of child and name of father, witnesses to christening and date of christening.

\*\* Marriages -- Names of candidates, date of marriage.

\*\* Burials -- Name of deceased, date of burial.

NOTE: Some registers contain more or less information on christenings, marriages and burials depending on time period and country. Other denominations also kept parish registers in later times, but this outline is concerned only with those of the state church (Lutheran).

- A. Denmark -- (Kirkebøger) -- some exist as early as 1573, but most date from around 1645. The Genealogical Department has copies on microfilm of most parish registers, some as late as 1925. Other types of information commonly found:
1. Confirmations -- name, date of confirmation, age, parents.
  2. Arrivals and Removals -- names of persons arriving at or leaving parish, former and new place of residence, age.
- B. Norway -- (Kirkebøker) -- some exist as early as 1623, but most date from around 1700. The Genealogical Department has copies of most parish registers on microfilm, some as late as 1880. Other types of information commonly found:
1. Confirmations -- name, date of confirmation, age, parents.
  2. Arrivals and Removals -- names of persons arriving at or leaving parish, former and new place of residence, age.
- C. Sweden -- (Kyrkbocker) -- some exist as early as 1607, but most date from around 1686. The Genealogical Department has copies on microfilm of most parish registers to about 1860, and from 1860-1897 there are copies of the Transcripts of Births, Marriages and Deaths.
- D. Finland -- (Luterilaisen kirkon aikakirjat) -- they generally exist from 1648. The Genealogical Department has copies on microfilm of most parish registers to 1860 and copies of transcripts from 1648-1850 (approx.).
- E. Iceland -- (Ministerialbaekur) -- some exist as early as 1664, but most date from around 1780. The Genealogical Department has copies on microfilm of most parish registers, some as late as 1935. Other types of information commonly found:
1. Arrivals and Removals -- names of persons arriving at or leaving parish, former and new place of residence, age.

## II. CENSUS

An enumeration or count of the population taken by the government or church. Information contained in the census records of Scandinavia is widely different according to time period and locality. Most contain the names and ages of each individual at least.

- A. Denmark -- (Folketaellinger) -- censuses were taken for the following years: 1787, 1801, 1834, 1840, 1845, 1850, 1855, 1860, 1870, 1880, 1890, 1901, 1906, 1911 and some later ones restricted in use.
- B. Norway -- (Mannfall) -- censuses were taken for the following years: 1664-1666, 1701, 1769, 1801, 1815, 1825, 1835, 1845, 1855, 1865, 1875, 1891, 1900 and some later ones which are restricted in use.
- C. Sweden -- (Mantalslangder) -- 1620-1750 every year and then every five years to 1860. NOTE: Not considered a good source until a later time period.
- D. Finland -- (Henkikirjat) -- 1635 to present, every year. NOTE: Not considered a good source until a later time period.
- E. Iceland -- (Mannfall) -- censuses were taken for the following years: 1703, 1729, 1762, 1801, 1835, 1840, 1845, 1850, 1855, 1860, 1870, 1880, 1890, 1901 and some later ones which are restricted in use.

## III. PROBATE

Wills or documents relating to the death of an individual and the distribution of his belongings. Gives information such as names, relationships, and ages.

- A. Denmark -- (Skifteprotokoller) -- some probates on film at the Genealogical Department from 1562-1913.
- B. Norway -- (Skifteprotokoller) -- some probates on film at the Genealogical Department from 1660-1850.
- C. Sweden -- (Bouppteckningar) -- some probates on film at the Genealogical Department from 1660-1860.
- D. Finland -- (Perukirjat) -- some probates on film at the Genealogical Department from 1650-1860.
- E. Iceland -- (Skiftabaekur) -- some probates on film at the Genealogical Department from 1717-1918.

## IV. OTHER -- Some selected sources unique to the country.

- A. Denmark -- Military Levying Rolls (Laegdsruller og Søruller) -- Conscription (Draft) Lists of all males born in rural areas of Denmark.

## FINDING RECORDS OF YOUR ANCESTORS, PART A

# SWEDEN

1860 TO 1920



Beginning Swedish researchers will also need: *Reading Swedish Records* (31028).

If your ancestor lived in Sweden between 1860 and 1920, follow the steps in this booklet to find the records of his or her family. These instructions will show you which records to search, what to look for, and what tools to use. One piece of information will lead to another until you have identified each family member and filled out a family group record.

1 Find your ancestor's birth record in church records or civil registration.

2 Find your ancestor's parents, brothers, and sisters in clerical survey records.

3 Find the birth records of your ancestor's brothers and sisters in church records or civil registration.

4 Find the marriage record of your ancestor's parents in church records or civil registration. This family is now complete.

Latter-day Saints:

Now see additional instructions for submitting names for temple ordinances.



The steps and tools you need are described inside. ►



# HOW TO BEGIN—PREPARATION

You should have already gathered as much information as possible from your home and family and filled out family group records and a pedigree chart. You may have checked FamilySearch™ or other computer files to see if others have researched your Swedish family.

## To Begin:

A. From your pedigree chart, choose an ancestor who was born in Sweden between 1860 and 1920. You must know the birth date and birthplace (parish) in order to find your ancestor's family. It is helpful to know the county and district.

B. Write your ancestor's name in the children's section of a new family group record. Read through the instructions in this booklet. Then follow the steps below to find your ancestor's family.

## Tips:

If you don't know your ancestor's birth date:

- Start with a more recent generation. You will learn how to do research, and you will probably discover something you didn't know about your family.
- Find the records for the family in the example given. This will teach you basic research skills before you research your own family. This is a good class activity.

If you don't know the parish where your ancestor was born, see "Tips" on page 6.

**Pedigree Chart**

No. 1 on this chart is the same as no. \_\_\_\_\_ on chart no. \_\_\_\_\_

Mark boxes when ordinances are completed

- Baptized
- Endowed
- Sealed to parents
- Sealed to spouse
- Family Group Record exists for this couple
- Children's ordinances completed

**1 Erik Alfred Ericsson**  
 (Father of no. 3)  
 When born 9 Dec 1863  
 Where Örebro, Örebro, Sweden  
 When married 2 Mar 1892  
 Where Logan, Cache, Utah  
 When died 5 May 1942  
 Where Smithfield, Cache, Utah

**2 Alfred Allan Erickson**  
 (Father of no. 4)  
 When born 18 Dec 1892  
 Where Smithfield, Cache, Utah  
 When married \_\_\_\_\_  
 Where \_\_\_\_\_  
 When died \_\_\_\_\_

**3 Jeanette Low**  
 (Mother of no. 3)  
 When born \_\_\_\_\_  
 Where \_\_\_\_\_  
 When married \_\_\_\_\_  
 Where \_\_\_\_\_  
 When died \_\_\_\_\_

**4 Alfred G. Erickson**  
 (Son of no. 1)  
 When born \_\_\_\_\_  
 Where \_\_\_\_\_  
 When married \_\_\_\_\_  
 Where \_\_\_\_\_  
 When died \_\_\_\_\_

**5 \_\_\_\_\_**  
 (Son of no. 2)  
 When born \_\_\_\_\_  
 Where \_\_\_\_\_  
 When married \_\_\_\_\_  
 Where \_\_\_\_\_  
 When died \_\_\_\_\_

**6 \_\_\_\_\_**  
 (Son of no. 1)  
 When born \_\_\_\_\_  
 Where \_\_\_\_\_  
 When married \_\_\_\_\_  
 Where \_\_\_\_\_  
 When died \_\_\_\_\_

**7 \_\_\_\_\_**  
 (Son of no. 1)  
 When born \_\_\_\_\_  
 Where \_\_\_\_\_  
 When married \_\_\_\_\_  
 Where \_\_\_\_\_  
 When died \_\_\_\_\_

**8 \_\_\_\_\_**  
 (Son of no. 1)  
 When born \_\_\_\_\_  
 Where \_\_\_\_\_  
 When married \_\_\_\_\_  
 Where \_\_\_\_\_  
 When died \_\_\_\_\_

**9 \_\_\_\_\_**  
 (Son of no. 1)  
 When born \_\_\_\_\_  
 Where \_\_\_\_\_  
 When married \_\_\_\_\_  
 Where \_\_\_\_\_  
 When died \_\_\_\_\_

**10 \_\_\_\_\_**  
 (Son of no. 1)  
 When born \_\_\_\_\_  
 Where \_\_\_\_\_  
 When married \_\_\_\_\_  
 Where \_\_\_\_\_  
 When died \_\_\_\_\_

**11 \_\_\_\_\_**  
 (Son of no. 1)  
 When born \_\_\_\_\_  
 Where \_\_\_\_\_  
 When married \_\_\_\_\_  
 Where \_\_\_\_\_  
 When died \_\_\_\_\_

**12 \_\_\_\_\_**  
 (Son of no. 1)  
 When born \_\_\_\_\_  
 Where \_\_\_\_\_  
 When married \_\_\_\_\_  
 Where \_\_\_\_\_  
 When died \_\_\_\_\_

**13 \_\_\_\_\_**  
 (Son of no. 1)  
 When born \_\_\_\_\_  
 Where \_\_\_\_\_  
 When married \_\_\_\_\_  
 Where \_\_\_\_\_  
 When died \_\_\_\_\_

**14 \_\_\_\_\_**  
 (Son of no. 1)  
 When born \_\_\_\_\_  
 Where \_\_\_\_\_  
 When married \_\_\_\_\_  
 Where \_\_\_\_\_  
 When died \_\_\_\_\_

**15 \_\_\_\_\_**  
 (Son of no. 1)  
 When born \_\_\_\_\_  
 Where \_\_\_\_\_  
 When married \_\_\_\_\_  
 Where \_\_\_\_\_  
 When died \_\_\_\_\_

Your name and address \_\_\_\_\_  
 Telephone number \_\_\_\_\_ Date prepared \_\_\_\_\_

Published by The Church of Jesus Christ of Latter-day Saints. 3196. Printed in USA. 31826

A. Rolf's pedigree chart

**Family Group Record** # typing, set spacing at 1 1/2 Page of

See "Other marriages"

**Husband**  
 (Given name(s)) Last name  
 Born (day month year) Place Baptized LDS ordinance dates Temple  
 Christened Place Baptized  
 Died Place Endowed  
 Buried Place Sealed to parents  
 Married Place Sealed to spouse

Husband's father (Given name(s)) Last name  Deceased  
 Husband's mother (Given name(s)) Maiden name  Deceased

**Wife**  
 (Given name(s)) Last name  See "Other marriages"  Deceased  
 Born (day month year) Place Baptized LDS ordinance dates Temple  
 Christened Place Baptized  
 Died Place Endowed  
 Buried Place Sealed to parents  
 Wife's father (Given name(s)) Last name  Deceased  
 Wife's mother (Given name(s)) Maiden name  Deceased

**Children** List each child (whether living or dead) in order of birth. LDS ordinance dates Temple

**1**  See "Other marriages"  Deceased  
 Given name(s) Last name  
 Born (day month year) Place Baptized  
 Christened Place Endowed  
 Died Place Sealed to parents  
 Spouse (Given name(s)) Last name Sealed to spouse

**2**  See "Other marriages"  Deceased  
 Given name(s) Last name  
 Born (day month year) Place Baptized  
 Christened Place Endowed  
 Died Place Sealed to parents  
 Spouse (Given name(s)) Last name Sealed to spouse

**3**  See "Other marriages"  Deceased  
 Given name(s) Last name  
 Born (day month year) Place Baptized  
 Christened Place Endowed  
 Died Place Sealed to parents  
 Spouse (Given name(s)) Last name Sealed to spouse

**4**  See "Other marriages"  Deceased  
 Given name(s) Last name  
 Born (day month year) Place Baptized  
 Christened Place Endowed  
 Died Place Sealed to parents  
 Spouse (Given name(s)) Last name Sealed to spouse

**5**  See "Other marriages"  Deceased  
 Given name(s) Last name  
 Born (day month year) Place Baptized  
 Christened Place Endowed  
 Died Place Sealed to parents  
 Spouse (Given name(s)) Last name Sealed to spouse

**6**  See "Other marriages"  Deceased  
 Given name(s) Last name  
 Born (day month year) Place Baptized  
 Christened Place Endowed  
 Died Place Sealed to parents  
 Spouse (Given name(s)) Last name Sealed to spouse

**7**  See "Other marriages"  Deceased  
 Given name(s) Last name  
 Born (day month year) Place Baptized  
 Christened Place Endowed  
 Died Place Sealed to parents  
 Spouse (Given name(s)) Last name Sealed to spouse

**8**  See "Other marriages"  Deceased  
 Given name(s) Last name  
 Born (day month year) Place Baptized  
 Christened Place Endowed  
 Died Place Sealed to parents  
 Spouse (Given name(s)) Last name Sealed to spouse

**9**  See "Other marriages"  Deceased  
 Given name(s) Last name  
 Born (day month year) Place Baptized  
 Christened Place Endowed  
 Died Place Sealed to parents  
 Spouse (Given name(s)) Last name Sealed to spouse

**10**  See "Other marriages"  Deceased  
 Given name(s) Last name  
 Born (day month year) Place Baptized  
 Christened Place Endowed  
 Died Place Sealed to parents  
 Spouse (Given name(s)) Last name Sealed to spouse

**11**  See "Other marriages"  Deceased  
 Given name(s) Last name  
 Born (day month year) Place Baptized  
 Christened Place Endowed  
 Died Place Sealed to parents  
 Spouse (Given name(s)) Last name Sealed to spouse

**12**  See "Other marriages"  Deceased  
 Given name(s) Last name  
 Born (day month year) Place Baptized  
 Christened Place Endowed  
 Died Place Sealed to parents  
 Spouse (Given name(s)) Last name Sealed to spouse

**13**  See "Other marriages"  Deceased  
 Given name(s) Last name  
 Born (day month year) Place Baptized  
 Christened Place Endowed  
 Died Place Sealed to parents  
 Spouse (Given name(s)) Last name Sealed to spouse

**14**  See "Other marriages"  Deceased  
 Given name(s) Last name  
 Born (day month year) Place Baptized  
 Christened Place Endowed  
 Died Place Sealed to parents  
 Spouse (Given name(s)) Last name Sealed to spouse

**15**  See "Other marriages"  Deceased  
 Given name(s) Last name  
 Born (day month year) Place Baptized  
 Christened Place Endowed  
 Died Place Sealed to parents  
 Spouse (Given name(s)) Last name Sealed to spouse

Select **only one** of the following options. The option you select applies to all names on this form.

**Option 1—Family File** Send all names to my family file at the \_\_\_\_\_ Temple, \_\_\_\_\_ and assign proxies for all approved ordinances.

**Option 2—Temple File** Send all names to any temple, \_\_\_\_\_ and assign proxies for all approved ordinances.

**Option 3—Ancestral File** Send all names to the computerized Ancestral File for research purposes only, not for ordinances. I am including the required pedigree chart.

Your name \_\_\_\_\_  
 Address \_\_\_\_\_  
 Phone \_\_\_\_\_ Date prepared \_\_\_\_\_

Published by The Church of Jesus Christ of Latter-day Saints. 1090. Printed in USA. 31827

B. Rolf begins a family group record with Erik Alfred Ericsson listed as a child.

## THE RESEARCH PROCESS

The following pages walk you through the research process. In the case study, Rolf is looking for the family of Erik Alfred Ericsson. He takes his family group records and pedigree chart to a family history center.

Here he looks in the Family History Library Catalog for the records he wants and orders the microfilms he needs. He makes several visits to the center. Follow these same steps to find your family.

# THE RESEARCH PROCESS

Case study: Erik Alfred Ericsson, born in 1863 in Örebro stadsförsamling parish, Örebro District, Örebro County, Sweden.

Your ancestor: \_\_\_\_\_, \_\_\_\_\_, in \_\_\_\_\_, \_\_\_\_\_, \_\_\_\_\_, Sweden.  
 name birth date parish county

1

## FIND YOUR ANCESTOR'S BIRTH (CHRISTENING) RECORD IN CHURCH RECORDS OR CIVIL REGISTRATION.

(See "Church Records: Birth" on page 10 or "Civil Registration" on page 11.)

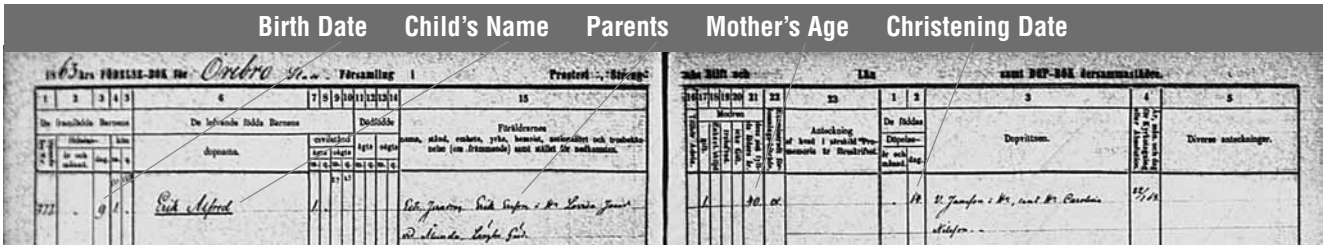
A. At the family history center, Rolf searches in the Family History Library Catalog for the parish in Sweden where his ancestor was born (Örebro stadsförsamling parish). If there are no birth records for the desired time period at the parish level, look under the county for "Civil Registration." (See "Using the Family History Library Catalog" on page 9.)

B. He finds the FHL film 1794844 and orders it. He finds Erik Alfred's birth record on the film. His surname is recorded as Ericsson. (See "Naming

Customs" on page 17.) He photocopies the record for his files.

C. Rolf makes note of the farm or village name listed on the birth record. He will need this information when he begins to search clerical survey records.

D. Rolf writes on the family group record: (1) Erik Alfred's birth information on the front, and (2) source information (such as parish name, film number, volume and years covered, and page number) on the back.



2

## FIND YOUR ANCESTOR'S FAMILY IN A CLERICAL SURVEY (CHURCH RECORD). (See "Clerical Survey" on page 12.)

A. Rolf now looks for the clerical survey which covers the year of Erik Alfred's birth. Clerical surveys are listed under the parish. He looks in the Family History Library Catalog for Örebro stadsförsamling (where Erik Alfred was born), and then he looks for "Church Records."

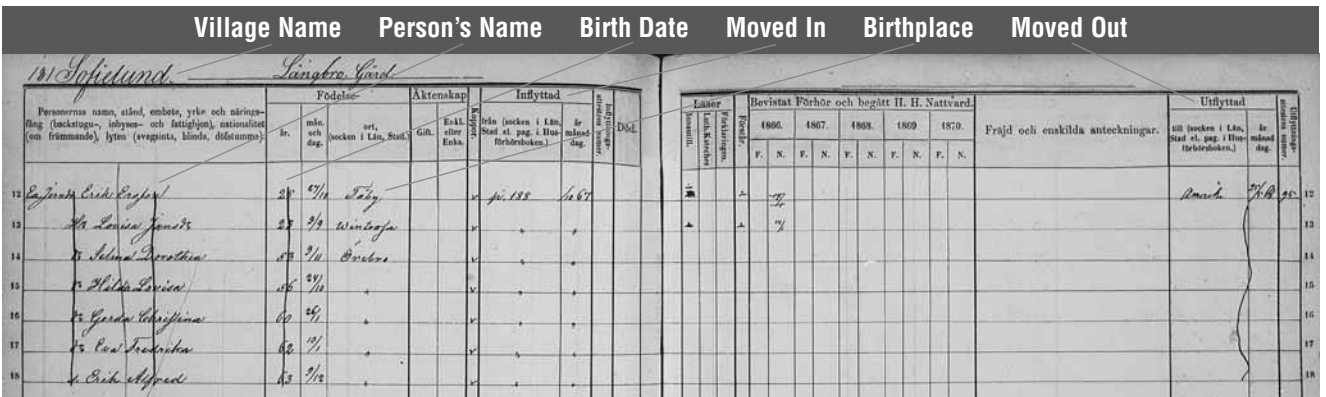
B. Rolf finds the clerical survey on FHL film 0424122.

C. On the film he finds the village of Ålunda, where Erik Alfred's family was living when he was born. The clerical survey lists the entire family. Sometimes more than one generation of the same family may be on the same page.

D. Rolf records birth dates and birthplaces for each member of the family. Because some birthplaces are abbreviated, he checks a Swedish gazetteer to determine the correct spelling.

E. Rolf writes on the family group record: (1) information about all family members on the front, and (2) source information on the back.

F. In the same way, Rolf searches earlier and later clerical surveys to see if there are any more children in this family.



# Family Group Record

If typing, set spacing at 1 1/2. Page of

2

2

2

1

4

3

Write date as: 4 Oct. 1896

Write place as: Tryon, Pa., North Carolina, USA or St. Martins, Birmingham, Warwick, Eng.

Husband		Eric		Last name		Ericsson		<input type="checkbox"/> See "Other marriages"				
Born (day month year)	27 Oct 1825	Place	Täby, Örebro, Sweden		LDS ordinance dates			Temple				
Christened		Place			Baptized							
Died		Place			Endowed							
Buried		Place			Sealed to parents							
Married	7 Nov 1852	Place	Örebro, Örebro, Sweden		Sealed to spouse							
Husband's father	Given name(s)				Last name			<input type="checkbox"/> Deceased				
Husband's mother	Given name(s)				Maiden name			<input type="checkbox"/> Deceased				
Wife		Louisa		Maiden name		Jansdotter		<input type="checkbox"/> See "Other marriages"				
Born (day month year)	3 Sep 1823	Place	Vintrosa, Örebro, Sweden		LDS ordinance dates			Temple				
Christened		Place			Baptized							
Died		Place			Endowed							
Buried		Place			Sealed to parents							
Wife's father	Given name(s)				Last name			<input type="checkbox"/> Deceased				
Wife's mother	Given name(s)				Maiden name			<input type="checkbox"/> Deceased				
Children		List each child (whether living or dead) in order of birth.				LDS ordinance dates	Temple					
1	Sex	F		Given name(s)	Gerda Christina		Last name		Ericsdotter		<input type="checkbox"/> See "Other marriages"	
	Born (day month year)	26 Jan 1860		Place	Örebro, Örebro, Sweden		Baptized					
	Christened	29 Jan 1860		Place	Örebro, Örebro, Sweden		Endowed					
	Died			Place			Sealed to parents					
	Spouse	Given name(s)				Last name						
	Married			Place				Sealed to spouse				
2	Sex	F		Given name(s)	Eva Fredricka		Last name		Ericsdotter		<input type="checkbox"/> See "Other marriages"	
	Born (day month year)	13 Jan 1862		Place	Örebro, Örebro, Sweden		Baptized					
	Christened			Place			Endowed					
	Died			Place			Sealed to parents					
	Spouse	Given name(s)				Last name						
	Married			Place				Sealed to spouse				
3	Sex	M		Given name(s)	Erik Alfred		Last name		Ericsson		<input type="checkbox"/> See "Other marriages"	
	Born (day month year)	9 Dec 1863		Place	Ålunda Örebro stadsförsamling, Örebro, Sweden		Baptized					
	Christened	14 Dec 1863		Place	Örebro, Örebro, Sweden		Endowed					
	Died	5 May 1942		Place	Smithfield, Cache, Utah		Sealed to parents					
	Spouse	Given name(s)		Jeanette		Last name		Low				
	Married	2 Mar 1892		Place		Logan, Cache, Utah		Sealed to spouse				
Select <b>only one</b> of the following options. The option you select applies to all names on this form.				Your name								
<input type="checkbox"/> <b>Option 1—Family File</b> Send all names to my family file at the _____ Temple.				Address								
<input type="checkbox"/> <b>Option 2—Temple File</b> Send all names to any temple, and assign proxies for all approved ordinances.												
<input type="checkbox"/> <b>Option 3—Ancestral File</b> Send all names to the computerized Ancestral File for research purposes only, not for ordinances. I am including the required pedigree chart.				Phone ( )				Date prepared				

Published by The Church of Jesus Christ of Latter-day Saints 10/93 Printed in USA 31827

Front of family group record. Other children are listed on the back of the sheet.

1

2

3

4

**Sources of information** Add further information on attached sheets as necessary.

- FHL Births of Örebro stadsförsamling, Örebro, Sweden, 1854-1875  
Film #1, 794, 844 item 2-3
- FHL Clerical Survey of Örebro stadsförsamling, Örebro, Sweden, 1866-1870  
Film #424, 124
- FHL Marriages of Örebro stadsförsamling, Örebro, Sweden, 1822-1861  
Film #0149, 103
- Same as #1 (sibling's birth)

**Note:** Please take every reasonable step to see that the information on this form is as accurate and complete as practical. This will help maintain the integrity of Church family history files and reduce duplication of temple ordinance work.

Back of family group record

# THE RESEARCH PROCESS

3

**FIND BIRTH (CHRISTENING) RECORDS FOR YOUR ANCESTOR'S BROTHERS AND SISTERS IN CHURCH RECORDS OR CIVIL REGISTRATION.** (See "Church Records: Birth" on page 10.)

A. Rolf looks for the birth record of Erik Alfred's older sister, Gerda Christina. In the year 1860 in the Family History Library Catalog, Rolf finds FHL film 1794844. He finds the film and the birth record. (If he could not find the parish records, he would look in civil registration.)

B. Rolf writes on the family group record: (1) information from the birth record on the front, and (2) source information on the back.

C. Rolf looks for brothers and sisters in the same way.

D. Since most Swedish families had children every two to three years, Rolf looks to see if any of the children's births are more than three years apart. If they were, he would check for missing children in birth records between those years. These children may not appear on clerical survey records if they were born and died within the same year.

Birth Date	Child's Name	Parents	Christening Date
1860	Gerda Christina	Erik Jansson, Erik Esson & Lovisa Jansdotter i Skövde	Krusen, Gustaf Svind och K. vid skolan, Grönv. 10, Brämy, Frans Jön Jansson, Sjögren
1860	Zita Carolina Fredrika	skänkt. Carl Johan Jansson i Skövde	Carl Håkblad, Sjöström, Carl, Niclas, Jan, Johan, Erik, Sjöström, Håkblad, Sjöström
1860	Adolf Frank	skänkt. Carl Johan Jansson i Skövde	skänkt. Sjöström
1860	Johan Ludvig	skänkt. Carl Johan Jansson i Skövde	skänkt. Sjöström

4

**FIND THE MARRIAGE RECORD OF YOUR ANCESTOR'S PARENTS.** (See "Church Records: Marriage" on page 13 or "Civil Registration" on page 11.)

A. Rolf looks in the catalog for records of marriages from the place where the oldest child was born. Generally, marriage records are on the same roll of film as the birth and death records for the same period of time. In the church records of Örebro stadsförsamling parish, the marriage records are on a different FHL film (0149108) than the birth and death records. (If the parish records are not available, Rolf would look in civil registration.)

B. Rolf starts with the date of the first child's birth and searches earlier records until he finds the marriage. If he

couldn't find the marriage record, then he would search later records.

(If he couldn't find the marriage in this parish, he would try neighboring parishes or the parish where each parent was born, as shown in the clerical survey.)

C. Rolf writes on the family group record: (1) the marriage information on the front, and (2) source information on the back.

D. Rolf has the information he needs for this family.

Bride	Groom	Marriage Date	Bondsmen
Sept. 26 N: 25 Drängen Eric Engström och Sjögren Lovisa Jans dotter båda i Örebro	1 27 1 29	1852	12 Bredens Borden Arrondatorn Carl Eric Jansson i Kråklinge gif gjordes närvarande bifäst till gjordes och inlyst i kyrkan. Summanvige d. 3 Nov. 1852 af P. Peterson
N: 26			

Latter-day Saints now have the minimal information required for this family's temple submissions. See additional instructions for submitting names for temple ordinances.

**NOW YOU CAN REPEAT STEPS 1 THROUGH 4 TO FIND ANOTHER FAMILY.**

Look for the families of each of your ancestor's parents. Start with a new family group record, and look first for a birth record.

# HELPS FOR FINDING RECORDS

## Finding Places

To find records in the Family History Library Catalog and to search Swedish church and clerical survey records, you need to know the farm or village, parish, and county in Sweden where your ancestor lived.

### Place Levels (Jurisdictions)

Places are usually written from smallest to largest on family group records. The smallest place level can be either a village name or the name of a farm. The district (*härad*) is not usually listed.

Ålunda, (Village)	Örebro stadsförsamling, (Parish)	Örebro, (County)	Sweden (Country)
Nybble, (Farm)	Vintrosa, (Parish)	Örebro, (County)	Sweden (Country)

### Village or farm

- To search clerical survey records, you need to know the name of the village or farm where your ancestor lived.
- You can find the name of your ancestor's village or farm on the birth records.

### Parish

- To find births, marriages, or deaths in church records, you need to know the name of the parish where your ancestor lived.
- A parish is the area (jurisdiction) where a Lutheran minister served and kept records (similar to a Latter-day Saint ward). The parish is usually named for the largest village in the area.

### County

- Sweden is divided into 24 counties.
- To search clerical survey records, it is helpful to know in which county your ancestor lived.

### Tips

To find your ancestor's parish (*socken* or *församling*), see the following:

- If you know the county, see an alphabetical list of Swedish parishes in Carl-Erik Johansson's *Cradled in Sweden* (revised edition, 1995), FHL fiche 6030093–5.
- If you know the village or farm, see an index to all place-names in *Svensk Ortförteckningar* (1965 or 1970) (in Swedish), FHL film 0418349.
- If you would like to know the names of the villages and farms in a parish, see *Svenska Orter*, volumes 1, 2, and 3 (1932) (in Swedish), FHL films 087437–8.

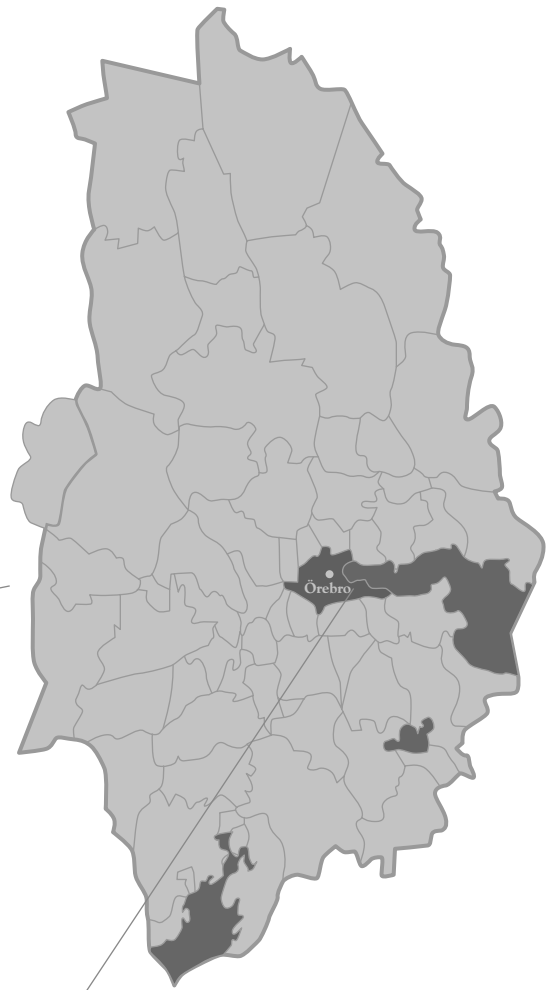
When using Swedish clerical survey records, first find the page with the name of the village or farm where your ancestor lived, and then look for your ancestor's name.

On family group records compiled by genealogists:

- If four places are listed, the second place is usually the parish.
- If only three places are listed, the first place is usually the parish.
- Before Sweden had counties, it was divided into provinces. Sometimes the name of a province (such as Skåne or Småland), instead of the county, will be used in family records. Always change province names to the correct county name.



*The counties of Sweden*



*Örebro County with parishes*



*Örebro stadsförsamling parish*

# HELPS FOR FINDING RECORDS

Map of Sweden, Counties

## Counties of Sweden, 1620 to 2000

- Sweden controlled Finland until 1809.
- Sweden is divided into 24 counties, each called a *län*.
- Sweden controlled Norway from 1814 to 1905.
- Sweden is also divided into 25 provinces, each called a *landskap*.

The Family History Library Catalog lists records by county, not province.

## The Counties of Sweden

Blekinge	Norrbottnen
Gotland	Skaraborg
Gävleborg	Stockholm
Göteborg och Bohus	Södermanland
Halland	Uppsala
Jämtland	Värmland
Jönköping	Västerbotten
Kalmar	Västernorrland
Kopparberg	Västmanland
Kristianstad	Älvsborg
Kronoberg	Örebro
Malmöhus	Östergötland



# HELPS FOR FINDING RECORDS

Using the Family History Library Catalog • Using Microfilm

## USING THE FAMILY HISTORY LIBRARY CATALOG

Use the Family History Library Catalog to find any record available from the Family History Library. In it, you can find the call numbers you need to order records. The catalog is available at [www.familysearch.org](http://www.familysearch.org) and at family history centers.

To find the information you need in the catalog, click **Library**, and then click **Family History Library Catalog**.

### 1. Click **Place Search**.

You will see:

Place   
Part of (optional)

### 2. For the “Place,” type: **the name of the parish**

### 3. For “Part of,” type: **Sweden**

### 4. Then find a topic, such as **Church Records**.

### 5. Click on the title you want.

### 6. Click on **View Film Notes**.

### 7. Look for the kind of record you want—such as *Födde* (Birth)—for the years you want. Write the FHL film number.

For more help, see *Using the Family History Library Catalog* (30966).

## Tips

Use the place search to find Swedish church and clerical survey records.

To find Swedish church records, look in the parish.

To find Swedish clerical survey records, look in the parish.

If no records are listed when you type in the place:

- Look for spelling variations of the place-name.
- Make sure you type the name of the parish, not the village or farm.

When typing a place-name in the catalog, ignore diacritics (accent marks). For example, *Örebro* could be written as *Orebro*.

## USING MICROFILM

At this time, most of the Family History Library’s records are on microfilm. When you have found and ordered the microfilm you need, the family history center staff can help you find a microfilm reader and thread the film into the machine.

## Tips

When using the microfilm:

- If the image will not come into focus, make sure the film is between the two glass plates.
- Learn how to turn the handle to move the film backward and forward. Be careful not to roll the film off the reel.
- Make sure the years on the title page are the years you need. Three or four separate books may be on a single microfilm. If the first title page doesn’t cover the years you want, quickly spin through the film to the next black space. Then look for the next title page and the years covered.

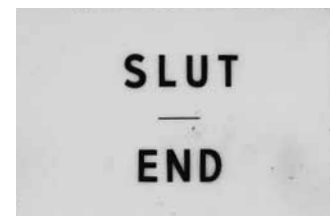
Each item or book on a film has a title page and an ending page.

ULA 18 T LÄN  
ÖREBRO

FÖDELSE- OCH DOPBÖCKER  
1854-1861  
C: 7

RIKSARKIVET  
SVAR KLIMPFJÄLL 1995-02-06 GW

This title page on microfilm introduces birth and christening records for Örebro stadsförsamling parish for the years 1854–61.



These pages indicate the beginning and the end of a section of Church records for Örebro stadsförsamling parish.



# CHURCH RECORDS: BIRTHS (FÖDDE)

1686 to 1860

## Use Birth Records To:

- Find birth information for virtually every person who lived in Sweden.
- Verify the birthplace of an ancestor.
- Establish a time and place of a family's residence.

If you don't find your ancestor's birth in one parish, look in nearby or other likely parishes.

Birth and christening information are on the same record. The Swedish word *dop* means both baptized and christened. Genealogists usually call this a christening record.

## Content

- Child's name
- Parents' names, occupation, and residence (which is also the child's birthplace)
- Witnesses' (godparents') names
- Birth date
- Christening (baptism) date

## Tips

- Write down the names and residences of the godparents. These may be relatives, friends, or important members of the community whose names may lead you to other relatives.

- Other church records give marriages, deaths, burials, or movings.
- For help reading the records, see *Reading Swedish Records*. (See "Where to Order Publications" on page 17.) Look for English translations of the record headings.

## Searching Birth Records

Before searching, you must know:

- Your ancestor's name.
- The parish and county of birth or residence.
- The approximate birth date.

Located at:

- Family History Library or family history centers
- Swedish National and Regional Archives

Family History Library Catalog:

Place search:

Place

Part of

Topics to choose: **Church Records**

Search by:

- Date (day, month, year), from earliest to most recent.

For this family, all of these witnesses are uncles and aunts of this child.

1860	Gerda Christina	9. Eric Jansson, Eric Ersson & H. Lovisa Jansson	26. 29/1
1860	Tina Cornelia Fredrika	10. Eriksson Carl August, Eriksson Johan & H. Lovisa Jansson	27. 28
1860	Adolf Fredrik	11. Eriksson Carl August, Eriksson Johan & H. Lovisa Jansson	28. 29
1860	Johan Ludvig	12. Eriksson Carl August, Eriksson Johan & H. Lovisa Jansson	29. 30

Witnesses: Gustaf Lind and wife in Akerby, Gräfwä (Gräve) Sn (Socken: Parish), Dräng (unmarried male worker) Frans Joh. (an) Jansson, Piga (maiden) Anna Lovisa Ericsson, both in Örebro

1860 Birth Record of Örebro stadsförsamling parish (FHL film 1794844)

# CIVIL REGISTRATION: BIRTHS, MARRIAGES, AND DEATHS

1860 to 1920

## Use Civil Registration Records To:

- Replace parish (church) records after 1860. After 1860, if no parish records (of birth, marriage, or death) are listed in the Family History Library Catalog, see the extracts of parish records in "Civil Registration."
- Find birth, marriage, and death information for virtually every person who lived in Sweden.
- Verify the birthplace, marriage place, or death place of an ancestor.
- Establish a time and place of a person's or family's residence.

## Content

- Similar to the information found in Church records of birth, marriage, and death.
- Birth records:
  - Birth order of the child (sometimes).
  - Number of years the parents have been married (sometimes).

## Tips

- Look for the cities in each county at the end of each section of births, marriages, and deaths.
- Parishes are in random order. From the beginning pages of the film, write down the names of several parishes before and after the desired parish to guide your search for the parish.

- Before 1900, look for only one year of parish extracts (of birth, marriage, and death records) per microfilm.
- After 1900, look to see if the deaths for the previous year are on the next year's film for births and marriages.

## Searching Records of Civil Registration

Before searching, you must know:

- Your ancestor's name.
- The parish and county of birth, marriage, or death.
- The approximate date of birth, marriage, or death.

Located at:

- Family History Library or family history centers
- Swedish National and Regional Archives

Family History Library Catalog:

Place search:

Place

Part of

Topic to choose: **Civil Registration**

Search by (in this order):

- County.
- Parish.
- Date (year) of birth, marriage, or death from earliest to most recent.
- Name.

blad.	Birth Year, Month, and Day	Child's First Name	Legitimacy	Stillborn	Parents	Mother's Age at Last Birthday	Remarks
1863	1863	Örebro församling i Örebro Prosteri, Skogsmåla Stift, Örebro Jan. 17. blad.					
		<b>De framfödda barnens</b>	<b>De levande födda barnens</b>	<b>Dödfödda</b>	<b>Föräldrarnes</b>	<b>Mödrarnas</b>	
		födelse-år och månad, dag.	dotter, söner, civilstånd, dopnamn.	Ålder, Ålder, Ålder, Ålder.	namn, embete, yrke, stånd, hemvist, nationalitet och religiösa bekännelse (om främmande) samt stället för moderns nedkomst (om ej i brudtöte).	Ålder vid födseln, år, månader, dagar, eller framtidigt, födselställe, födselställe, födselställe, födselställe.	För anteckning af hvad särskildt är föreskrifvet.
176	Dec. 9	Carl Nilsen	1		Thunberg Jan Erik, Smågränd, och Larsdotter Claes Petrus 11. 54. Lådan	31	
277	. 9	Erik Alfred	1		Carlson Erik, Lilla järnryggen, och Jönssondotter Sara i Skogsmåla	10	
	. 11	Christof	1	1	Andersson Carl, Ardelshuset, och Fredström Ulrika 11. 42. 5. Smågränd	33	
278	. 11	Olle Nilsen	1		Carlsson Per, Svedj, Ardelshuset, och Emma Carlsson, Ardelshuset, Skogsmåla	31	
279	. 13	Waldemar Nikolau	1		Thunberg Niclas, Carlsson, Smågränd, och Jönssondotter Sara i Skogsmåla	35	
280	. 15	Jenny Mathelin	1		Thunberg Carl, Jönsson, Smågränd, 11. 51. Skogsmåla, och Nilsen, Ardelshuset, 11. 54. Lådan	31	

Civil registration, Extraction of Parish Records, Örebro County: Birth record for Erik Alfred, Örebro stadsförsamling parish, 9 December 1863 (FHL film 201142)

# CLERICAL SURVEY RECORDS (CHURCH RECORDS)

(Husförhörslängd) 1750s to 1895

## Use Clerical Survey Records To:

- Find family members and members of the household.
- Learn the names, ages, and birthplaces of brothers, sisters, parents, grandparents, and so on.

If you do not find your family in a clerical survey, look in nearby parishes.

The clerical survey will not list children who were born and died in the same year.

## Content

- Names of family and household members
- Ages
- Relationships
- Birthplaces
- Occupations

## Tips

- Reading the ages is usually easier than reading the names. Figure out how old your ancestor would be; then scan the age column for persons that age (give or take a year). Then try to read the names.
- If you only have a person's age, approximate a year of birth. Subtract the age from the year of the record. Search at least one year before the approximate birth year (in case the survey was taken before the person's birthday that year).

- Later clerical surveys have more columns and information than earlier clerical surveys.
- For help reading the records, see *Reading Swedish Records*. (See "Where to Order Publications" on page 17.) Look for English translations of the record headings.

## Searching Clerical Survey Records

Before searching, you must know:

- Your ancestor's name.
- The farm or village, the parish, and the approximate time he or she lived there.

Located at:

- Family History Library or family history centers
- Swedish National and Regional Archives

Family History Library Catalog:

Place search:

Place

Part of

Topics to choose: **Church Records**

Search for:

- The clerical survey for the year and parish.
- The farm or village within the parish.
- The age and then the name of a family member.

Person's Name	Village Name	Birth Date and Place	Moved In	Moved Out
12) Sofia Lund	Långbro Gard			
12) Cajaneta Erik Ersson	Täby	27 10/1825	in Täby parish	
13) Hustru (wife), Lovisa Jansdotter	Wintrosa	3 9/1823	in Wintrosa parish	
14) Daughter, Selma Dorothea	Örebro	9 11/1853	in Örebro city	
15) Daughter, Hilda Lovisa	Örebro	24 10/1856	in Örebro city	
16) Daughter, Gerda Christina	Örebro	26 1/1860	in Örebro city	
17) Daughter, Eva Fredrika	Örebro	13 1/1862	in Örebro city	
18) Son, Erik Alfred	Örebro	9 12/1863	in Örebro city	

Clerical Survey of Örebro stadsförsamling parish (FHL film 424122)

# CHURCH RECORDS: MARRIAGE (VIGDA)

1686 to 1860

## Use Marriage Records To:

- Find a couple's marriage date and place and their ages.
- Find bondsmen, who may be family members.

In large cities, marriage records may be in a separate book. In other places, marriages are in the same book as the baptism, death and burial, and moving records. Records are usually in this order: births, marriages, and then deaths.

## Content

- Groom's name, age, occupation, residence
- Bride's name, age, occupation, residence
- Bondsmen
- Marriage date

Two *bondsmen* are listed in these records. Bondsmen are similar to a *best man* in a wedding party. Bondsmen knew the bride and groom and attested that the couple was legally able to get married.

## Tips

- Because smallpox vaccinations were required for the bride and groom, there will often be a note about the vaccinations in the marriage record.
- Most couples were married in the area where they had been living. If you can't find the marriage record in the parish where the first child was born, look in surrounding parishes or the parish where the parents were born (as listed in the clerical survey records).

- For help reading the records, see *Reading Swedish Records*. (See "Where to Order Publications" on page 17.) Look for English translations of the record headings.

## Searching Marriage Records

Before searching, you must know:

- The names of the bride and groom.
- The approximate birth date of the first child.
- The parish of residence.

Located at:

- Family History Library or family history centers
- Swedish National and Regional Archives

Family History Library Catalog:

Place search:

Place

Part of

Topics to choose: **Church Records**

Search for:

- The parish.
- The date, from earliest to most recent.
- The couple's names.

Engaged	Entry #	Drängen (unmarried male worker) Eric Ersson and pigan (maiden) Lovisa Jansdotter both at #9 S(outh) in Örebro	Groom: first marriage, age 27, bride: first marriage, age 29	Remarks: the bride's brother, tenant farmer, Carl Eric Jansson in Kräcklinge parish, gave consent to act as the bride's witness and permission for the marriage to go forth
26 September	#25	<p style="text-align: center;">1852</p> <p style="text-align: center;">N<sup>o</sup> 25</p> <p>Sept. 26 Drängen Eric Ersson 1 27 " " " " 12 Brides brother Arrondatorn Carl och Pigan Lovisa Jans 1 29 Eric Jansson; Kräcklinge gaf ejens dotter både i N<sup>o</sup> 9 i Örebro giftermän närvarande till full till giftermålet och inlysta mig nykter.. P. Petterson</p> <p>Sammantride d. 7 Nov. 1852 at P. Petterson</p> <p style="text-align: center;">N<sup>o</sup> 26</p>		

The couple was married 7 November 1852 by P(astor) Ola Petterson

1852 Marriage Record of Örebro stadsförsamling parish (FHL film 0149108)

# READING GOTHIC SCRIPT • SUMMARY

## READING GOTHIC SCRIPT

Even if you know Swedish, reading the old-style Swedish script is one of the most challenging tasks for the beginning researcher. At first, it may seem overwhelming. However, you will find that although each scribe used a slight variation of the old-style script, all were quite consistent in their writing.

You will also find that after learning the most common given names and a few common terms, you will be able to read most of the documents you encounter.

The Swedish alphabet has three letters not found in English: Å, Ä, Ö. Look for these letters at the end of the alphabet:

. . . X, Y, Z, Å, Ä, Ö

Unlike German or French, these are considered separate letters and not just inflections of an *a* or *o*.

In records of the 1800s, an Ä was written as *e* (*Jämshög* as *Jemshög*).

F was often written in place of *v* (*Gefle* instead of *Gävle*).

Z was often written in place of *s* (*Zidse* instead of *Sidse*).

C was often written in place of *k* (*Carl* instead of *Karl*).

V was often preceded by *h* (*Hvena* instead of *Vena*).

### Tips

- For help reading Swedish and understanding handwriting, see *Reading Swedish Records*. (See “Where to Order Publications” on page 17.)
- For help reading Gothic script, see *Danish-Norwegian Paleography* (FHL fiche 6030017) or similar books.
- Practice writing the names of your ancestors in the handwriting style shown in the above publications. This will help you learn to read old Swedish records much faster.
- Learn to recognize Swedish names. About a dozen male and female names are used repeatedly.

## SUMMARY: FINDING A SWEDISH FAMILY, 1860 TO 1920

For detailed steps, see “The Research Process” on pages 3–5.

1. Find your ancestor’s birth record in church records.
  - This verifies what you know.
  - Write down what you find, and record your source information.
2. Find your ancestor’s family in Swedish clerical survey records.
  - Look in your ancestor’s birthplace for the first clerical survey following your ancestor’s birth.
  - Look in earlier or later clerical surveys to see if there are other children.
  - Write down what you find (names, ages, birthplaces, etc.).
  - Estimate birth years from the ages.
  - Write down your source information.
3. Find birth records for your ancestor’s brothers and sisters in church records.
  - Using places and estimated birth years from the clerical survey, look for birth records.
  - Write down the information you find and your source information.
4. Find the marriage record of your ancestor’s parents.
  - Look in the parish where the oldest child was born.
  - Start with the date of the first child’s birth, and search backward and forward until you find the marriage. If you do not find the marriage record there, search nearby parishes.
  - Write down what you find, and record your source information.

Then follow the same steps to find a parent’s family.



# PEDIGREE CHART

## Pedigree Chart

Chart no. \_\_\_\_\_

No. 1 on this chart is the same as no. \_\_\_\_\_ on chart no. \_\_\_\_\_.

Mark boxes when ordinances are completed.

- B Baptized
- E Endowed
- SP Sealed to parents
- SS Sealed to spouse
- F Family Group Record exists for this couple
- C Children's ordinances completed

**2** (Father)  B  E  SP  SS  F  C

When born \_\_\_\_\_  
Where \_\_\_\_\_

When married \_\_\_\_\_  
Where \_\_\_\_\_

When died \_\_\_\_\_  
Where \_\_\_\_\_

**4** (Father of no. 2)  B  E  SP  SS  F  C

When born \_\_\_\_\_  
Where \_\_\_\_\_

When married \_\_\_\_\_  
Where \_\_\_\_\_

When died \_\_\_\_\_  
Where \_\_\_\_\_

**8** (Father of no. 4)  B  E  SP  SS  F  C

Cont. on chart no. \_\_\_\_\_

When born \_\_\_\_\_  
Where \_\_\_\_\_

When married \_\_\_\_\_  
Where \_\_\_\_\_

When died \_\_\_\_\_  
Where \_\_\_\_\_

**9** (Mother of no. 4)  B  E  SP  SS

Cont. on chart no. \_\_\_\_\_

When born \_\_\_\_\_  
Where \_\_\_\_\_

When died \_\_\_\_\_  
Where \_\_\_\_\_

**10** (Father of no. 5)  B  E  SP  SS  F  C

Cont. on chart no. \_\_\_\_\_

When born \_\_\_\_\_  
Where \_\_\_\_\_

When married \_\_\_\_\_  
Where \_\_\_\_\_

When died \_\_\_\_\_  
Where \_\_\_\_\_

**11** (Mother of no. 5)  B  E  SP  SS

Cont. on chart no. \_\_\_\_\_

When born \_\_\_\_\_  
Where \_\_\_\_\_

When died \_\_\_\_\_  
Where \_\_\_\_\_

**1** (Name)  B  E  SP  SS  F  C

When born \_\_\_\_\_  
Where \_\_\_\_\_

When married \_\_\_\_\_  
Where \_\_\_\_\_

When died \_\_\_\_\_  
Where \_\_\_\_\_

---

(Spouse)  B  E  SP  SS

**5** (Mother of no. 2)  B  E  SP  SS

When born \_\_\_\_\_  
Where \_\_\_\_\_

When died \_\_\_\_\_  
Where \_\_\_\_\_

**12** (Father of no. 6)  B  E  SP  SS  F  C

Cont. on chart no. \_\_\_\_\_

When born \_\_\_\_\_  
Where \_\_\_\_\_

When married \_\_\_\_\_  
Where \_\_\_\_\_

When died \_\_\_\_\_  
Where \_\_\_\_\_

**6** (Father of no. 3)  B  E  SP  SS  F  C

When born \_\_\_\_\_  
Where \_\_\_\_\_

When married \_\_\_\_\_  
Where \_\_\_\_\_

When died \_\_\_\_\_  
Where \_\_\_\_\_

**13** (Mother of no. 6)  B  E  SP  SS

Cont. on chart no. \_\_\_\_\_

When born \_\_\_\_\_  
Where \_\_\_\_\_

When died \_\_\_\_\_  
Where \_\_\_\_\_

**3** (Mother)  B  E  SP  SS

When born \_\_\_\_\_  
Where \_\_\_\_\_

When died \_\_\_\_\_  
Where \_\_\_\_\_

**14** (Father of no. 7)  B  E  SP  SS  F  C

Cont. on chart no. \_\_\_\_\_

When born \_\_\_\_\_  
Where \_\_\_\_\_

When married \_\_\_\_\_  
Where \_\_\_\_\_

When died \_\_\_\_\_  
Where \_\_\_\_\_

**7** (Mother of no. 3)  B  E  SP  SS

When born \_\_\_\_\_  
Where \_\_\_\_\_

When died \_\_\_\_\_  
Where \_\_\_\_\_

**15** (Mother of no. 7)  B  E  SP  SS

Cont. on chart no. \_\_\_\_\_

When born \_\_\_\_\_  
Where \_\_\_\_\_

When died \_\_\_\_\_  
Where \_\_\_\_\_

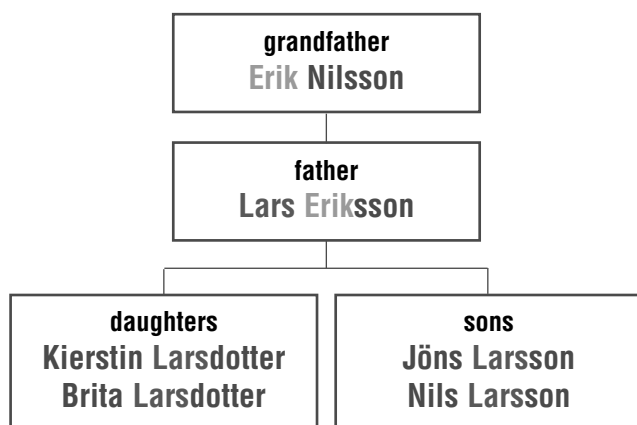
Your name and address	
Telephone number	Date prepared

# ADDITIONAL HELPS

## Naming Customs in Sweden

Until 1875 Patronymics.

- A boy's surname was his father's given name and the suffix *sson*.
- A girl's surname was the father's given name and the suffix *dotter*.
- The woman's surname did not change when she married.
- Sometimes a person used an occupation, town name, or other nickname in addition to his or her surname.



1875 Patronymic names began to be replaced by family surnames. Your ancestor's surname may change. There is no official registration of these name changes. This happened first in cities, then rural areas.

After 1901 End of patronymics.

- Families now passed standard surnames to their children.

## Time Line

- 1686 Swedish Parliament passed a law requiring the Lutheran clergy to keep parish registers.
- 1750 Clerical survey records began to be kept regularly.
- 1753 Sweden changed from the Julian to the Gregorian calendar.
- 1809 Sweden ceded Finland to Russia.
- 1814 Denmark ceded Norway to Sweden.
- 1820s Emigration from Sweden began.
- 1860 Civil extracts of birth, marriage, and death began. (The Family History Library has civil extracts up to the year 1920.)

- 1875 Patronymic names began to be replaced by family surnames.
- 1900 Over 1 million Swedes had emigrated to the United States.
- 1901 Families began using standard surnames. Patronymics ended.
- 1905 Sweden granted Norway independence.
- 1906 Sweden enacted language and spelling reforms.

## What's Next?

*Sweden: Finding Records of Your Ancestors, Part B, 1600–1900* (34716) describes strategies and records for more advanced searches.

## More about Swedish Research:

- Carl-Erick Johansson, *Cradled in Sweden*. 2nd ed. 1995. FHL book 948.5 D27j.
- Per Clemensson and Kjell Andersson, *Släktforskning, Steg för steg* (Guidebook to Swedish Genealogy) (in Swedish). 1993. FHL book 948.5 D27c.
- Elisabeth Thorsell and Ulf Schenkmanis, *Släktforskning—vägen till din egen historia* (Genealogy—The Road to Your Own History) (in Swedish). 1993.

## Archives and Libraries

Family History Centers

[www.familysearch.org](http://www.familysearch.org)

Tel. 800-346-6044

Family History Library

35 North West Temple Street

Salt Lake City, UT 84150-3400 USA

Tel. 801-240-2331

Swedish National Archive (Riksarkivet)

Fryverkarbacken 13–17, Fack 100 26

S-112 29 Stockholm, SWEDEN

[www.ra.se/](http://www.ra.se/)

## Where to Order Publications:

- Distribution Services:

Tel. 801-240-3800

[www.familysearch.org](http://www.familysearch.org)

All Family History Library publications are described in: *Family History Materials List* (34083).



# Family Group Record

If typing, set spacing at 1 1/2. Page      of

Write date as: 4 Oct. 1896

Write place as: Tryon, Polk, North Carolina, USA or St. Martins, Birmingham, Warwick, Eng.

<b>Husband</b>		Given name(s)		Last name		<input type="checkbox"/> See "Other marriages"	
Born (day month year)	Place			LDS ordinance dates	Temple		
Christened	Place			Baptized			
Died	Place			Endowed			
Buried	Place			Sealed to parents			
Married	Place			Sealed to spouse			
Husband's father Given name(s)				Last name		<input type="checkbox"/> Deceased	
Husband's mother Given name(s)				Maiden name		<input type="checkbox"/> Deceased	
<b>Wife</b>		Given name(s)		Maiden name		<input type="checkbox"/> See "Other marriages"	
Born (day month year)	Place			LDS ordinance dates	Temple		
Christened	Place			Baptized			
Died	Place			Endowed			
Buried	Place			Sealed to parents			
Wife's father Given name(s)				Last name		<input type="checkbox"/> Deceased	
Wife's mother Given name(s)				Maiden name		<input type="checkbox"/> Deceased	
<b>Children</b> List each child (whether living or dead) in order of birth.					LDS ordinance dates	Temple	
<b>1</b>	Sex	Given name(s)		Last name		<input type="checkbox"/> See "Other marriages"	
	Born (day month year)	Place			Baptized		
	Christened	Place			Endowed		
	Died	Place			Sealed to parents		
	Spouse Given name(s)			Last name			
	Married	Place			Sealed to spouse		
<b>2</b>	Sex	Given name(s)		Last name		<input type="checkbox"/> See "Other marriages"	
	Born (day month year)	Place			Baptized		
	Christened	Place			Endowed		
	Died	Place			Sealed to parents		
	Spouse Given name(s)			Last name			
	Married	Place			Sealed to spouse		
<b>3</b>	Sex	Given name(s)		Last name		<input type="checkbox"/> See "Other marriages"	
	Born (day month year)	Place			Baptized		
	Christened	Place			Endowed		
	Died	Place			Sealed to parents		
	Spouse Given name(s)			Last name			
	Married	Place			Sealed to spouse		
Select <b>only one</b> of the following options. The option you select applies to all names on this form.				Your name			
<input type="checkbox"/> <b>Option 1—Family File</b> Send all names to my family file at the _____ Temple.				Address			
<input type="checkbox"/> <b>Option 2—Temple File</b> Send all names to any temple, and assign proxies for all approved ordinances.							
<input type="checkbox"/> <b>Option 3—Ancestral File</b> Send all names to the computerized Ancestral File for research purposes only, not for ordinances. I am including the required pedigree chart.							
				Phone (      )		Date prepared	

<b>Husband</b> Given name(s)		Last name	
<b>Wife</b> Given name(s)		Maiden name	
<b>Children</b> List each child (whether living or dead) in order of birth.			LDS ordinance dates
			Temple
<b>4</b>	Sex	Given name(s)	Last name <input type="checkbox"/> See "Other marriages"
		Born (day month year)	Place
		Christened	Place
		Died	Place
		Spouse Given name(s)	Last name
		Married	Place
			Baptized
			Endowed
			Sealed to parents
			Sealed to spouse
<b>5</b>	Sex	Given name(s)	Last name <input type="checkbox"/> See "Other marriages"
		Born (day month year)	Place
		Christened	Place
		Died	Place
		Spouse Given name(s)	Last name
		Married	Place
			Baptized
			Endowed
			Sealed to parents
			Sealed to spouse
<b>6</b>	Sex	Given name(s)	Last name <input type="checkbox"/> See "Other marriages"
		Born (day month year)	Place
		Christened	Place
		Died	Place
		Spouse Given name(s)	Last name
		Married	Place
			Baptized
			Endowed
			Sealed to parents
			Sealed to spouse
<b>7</b>	Sex	Given name(s)	Last name <input type="checkbox"/> See "Other marriages"
		Born (day month year)	Place
		Christened	Place
		Died	Place
		Spouse Given name(s)	Last name
		Married	Place
			Baptized
			Endowed
			Sealed to parents
			Sealed to spouse
<b>Other marriages</b> List other marriages and sealings of the husband, wife, and children on this form. List any necessary explanations.			
<b>Sources of information</b> Add further information on attached sheets as necessary.			

**Note:** Please take every reasonable step to see that the information on this form is as accurate and complete as practical. This will help maintain the integrity of Church family history files and reduce duplication of temple ordinance work.

# INDEX

alphabet . . . . .	14	libraries . . . . .	17
archives . . . . .	17	map of Sweden, counties . . . . .	7, 8
birth records . . . . .	10	marriage records . . . . .	13
catalog . . . . .	9	microfilm . . . . .	9
<b>clerical survey records</b> . . . . .	12	naming customs . . . . .	17
<b>church records</b>		parishes . . . . .	6
birth . . . . .	10	patronymics . . . . .	17
marriage . . . . .	13	pedigree chart . . . . .	16
<b>civil registration records</b>		place-names . . . . .	6
birth . . . . .	11	preparation . . . . .	2
marriage . . . . .	11	process, research . . . . .	2–5
death . . . . .	11	reading Gothic script . . . . .	14
counties . . . . .	7, 8	<b>research process</b> . . . . .	2–5
country . . . . .	8	step 1 . . . . .	3
death records . . . . .	11	step 2 . . . . .	3
family group record . . . . .	18, 19	step 3 . . . . .	5
family history centers . . . . .	17	step 4 . . . . .	5
Family History Library . . . . .	17	script . . . . .	14
Family History Library Catalog . . . . .	9	searching records . . . . .	10–13
farms . . . . .	6	summary . . . . .	14
finding places . . . . .	6	Sweden, map of . . . . .	7, 8
Gothic script . . . . .	14	Swedish National Archive . . . . .	17
handwriting . . . . .	14	time line . . . . .	17
how to begin . . . . .	2	villages . . . . .	6
jurisdiction . . . . .	6		

Other publications you will need:  
*Reading Swedish Records* (31028)  
*Using the Family History Library Catalog* (30966)  
For Latter-day Saints:  
Instructions for submitting names for temple ordinances.

Please send suggestions to:  
Publications Coordination  
Family History Library  
35 North West Temple Street  
Salt Lake City, UT 84150 USA  
Fax: 801-240-5551  
No part of this document may be reprinted, posted online, or reproduced in any form for any purpose without the prior written permission of the publisher. Send all requests for such permission to:  
Copyrights and Permissions Coordinator  
Family and Church History Department  
50 East North Temple Street  
Salt Lake City, UT 84150-3400 USA  
[fhc-copyright@ldschurch.org](mailto:fhc-copyright@ldschurch.org)  
Fax: 801-240-2494



# Finding Roots And Branches In Sweden

**Carl-Erik Johansson, M.A., A.G.**  
**Assistant Professor of History**  
**Brigham Young University**  
**4310 HBLL**  
**Provo, Utah 84602**

Ours is a day of easy communication across the oceans, a day of tying the bonds between different branches of families, that were broken long ago by the forbidden waves of the great waters. In our rootless society many are trying to find their roots (and branches) in the old country, hoping that the ocean would not have washed them away but rather bared them for easier recognition.

In our day the tools of tying past and present generations together are sharper than ever. They are there for us to use to tie the bonds between family members. Once we begin to use them, a whole new world opens up, the world of the living past and a world of the living now. New discoveries are made about ourselves, our heritage as we puzzle together the missing links of our family and build the bridge across the ocean. We experience the excitement of walking where our forefathers walked of seeing what they saw, of hearing what they heard, of worshipping where they worshipped, of contemplating where they contemplated at the graveside of their loved ones, our loved ones. It is all a feeling and an experience of exhilaration that adds years to our lives and new vistas to our vision. It is all possible for most of us.

## **Swedish Genealogical Records**

For those of Swedish descent who would like to tie the cut bond across the ocean, the possibilities for success are greater than for most other people. The roots are usually bared and fairly easy to identify, and the branches are easier to climb and find than in most any country.

Excellent records, well organized and preserved in sharply defined and superbly staffed repositories in Sweden make up a source not surpassed in any country in the world. About one hundred million pages of these Swedish genealogical records have been microfilmed by the Genealogical Department of the Church of Jesus Christ of Latter-day Saints and are

available to all through its branch library system in all of the United States. With some minor preparation it is possible to search these records for ancestors long gone to their reward or for living descendants, our own long lost relatives in the land of the midnight sun.

## **Climbing the branches of your Swedish family tree (finding living relatives).**

If you know from where in Sweden your immigrating ancestor came, that place will be your starting point in your climb. You may do the research yourself from the microfilms, or you may get some help from over in Sweden or from some genealogist on this side of the ocean. If your immigrating ancestor came to this country prior to 1895 you may use the microfilms over here, but any research from 1895 to our day will have to be done in Sweden. The genealogical records in Sweden prior to 1895 are kept in the nine provincial archives. Records from 1895 to our day are kept at the nearly 3000 parish offices scattered in all of Sweden. The main records of genealogical value are still kept in Sweden by the parish ministers of the Lutheran state church, who are the official keepers of vital records. The ministers kept not only records of birth, marriage and death, but also of the people moving in and out of the parish. Thus it is possible to follow the movements of each individual from one place to another by contacting parish office after parish office. Would that such a record be available in our own great country!

Thus, if your immigrating ancestor left prior to 1895 trace him through the parish records either on microfilm over here or with the assistance from the provincial archive over there until those sources are exhausted. Then you turn to the parish minister for research from 1895 and on until today and in nearly all cases you will get an address of a living cousin. Have a good reunion!

If on the other hand you do not know where in Sweden your family tree is rooted, your first efforts will be in this country, on your own side of the ocean. In this case you will apply the first rule which reads that you search all available sources on this side of the ocean before you try to "jump across". You start with a search of your hidden depositories, your boxes in the attic, etc. to see if there would be any clues to a residence or place in Sweden. The next step is to contact living relatives and ask mainly two questions: 1) What do you know about our immigrant ancestor, and 2) Who else would know anything about our "ocean crosser"? If the search of the home sources yields no clues to a residence in Sweden or similar information of genealogical value, the regular US records will have to be searched, for example 1880, 1900, 1920 census records, county histories, naturalization records and newspapers from the area and time of immigration. If this is not sufficient, then a visit to the area where the immigrant first settled may yield the necessary clues.

Once the clues are found you may turn to Swedish emigration records, which are among the foremost in the world. The Swedish government kept track of its emigrating citizens and the records are preserved at the Central Bureau of Statistics in Stockholm or the different provincial archives. All those who emigrated legally from Sweden from 1855 and on would be recorded in the extracts of emigrants, which are arranged by parish, county and year. No index is available.

The records of emigrants kept by the police authorities in the ports of departure are for the most parts extant, available on microfilm and indexed. The combined use of these two records usually yields enough information about the legal emigrant for proper identification in the parish records.

## **Baring your roots (finding your forefathers)**

It is just as exciting to trace and find one's roots as it is to discover living relatives, long unknown, over there. Once again the records are there to search, to discover and to enjoy. The method is simple. You establish the place of residence in Sweden of your immigrant ancestor by the procedures shown above. Then you trace the parents through the use of the excellent clerical survey records (also called house examination rolls). These can best be described as continuous census records, kept by the parish minister since about 1700, but only available in most areas from 1750 to 1895. Within its yellowed parchment may be found the changes that took place in the

family between the visits to the home of the parish minister, usually once a year. He examined the members of the family concerning their ability to read, to recite Luther's catechism and to explain it. The grade or mark received was recorded. Thus this record is a running account of the activities of each member of the family and the servants, such as moving dates and places, schooling, church and communion attendance, marriage and death. See for yourself through the use of the microfilms, and trace or bare your roots several generations back with part of their history!

### **Helps**

A small booklet *How to Trace Your Swedish Forefathers* is

available from the Swedish Embassy in Washington, D.C.

The genealogical handbook *Cradled in Sweden* (see ad in this number of the *Genealogical Helper*) describes in detail how to do research in Swedish genealogical records for those who do not know the Swedish language.

Emigrantinstitutet in Växjö and Emigrantregistret in Karlstad, Sweden, may also be of assistance but both are limited to personal.

A homestudy course in how to do Swedish genealogical research is available through Brigham Young University, Provo, Utah, on both a credit and non credit level.

# Finding Your Swedish Ancestor

## I. Find the parish (socken or församling) and the county (län) in which your ancestor lived.

A. All vital records were kept by the parish minister or clerk. He was given the legal responsibility of keeping the records because the Evangelical Lutheran Church was the state church.

B. Is the place named in your records a parish, a city, a village, or a farm?

Check one or more of the following:

- (1) Finn A. Thomsen, Genealogical Guidebook & Atlas of Sweden. Includes a list of all parishes, maps showing the parish churches, etc., a sample of the Gothic Alphabet, and defines the most common Swedish genealogical terms.
- (2) Carl-Erik Johansson, A Practical Help to Genealogical Research in Swedish Records. Includes all of the above as well as a description of the most common genealogical sources.
- (3) Svensk Ortförteckning. Post-och Järnvägskarta over Sverige. Postal Guide for Sweden. Identifies each community.
- (4) C. M. Rosenberg, Geografiskt-Statistiskt Handlexikon ofver Sverige. Gazetteer for Sweden.

C. In what parish did your ancestor live? Check Svensk Ortförteckning listed above.

D. In what county is this parish located?

Check either of the first two books listed above.

E. Locate the town, parish and county on a map. The most useful atlas is Kak Bilatlas.

## II. Find the official record of your ancestor's birth/christening, betrothal/marriage, death/burial.

A. If the birth, marriage or death occurred in 1860 or thereafter, search the "parish extracts", sent to a central archive annually by each parish minister.

.....  
SWEDEN, VÄSTMANLAND - CIVIL REGISTRATION

Statistiska Centralbyrån, Västmanlands län, : SCANDINAVI.  
 Utdrag ur ministerialböcker, födda, vigda, döda, 1860-1897. : FILM AREA  
 -- Salt Lake City : filmat för the Genealogical Society of :  
 Utah av AB. Rekolid, 1959, 1963, 1968. -- 40 mikrofilm rullar  
 : 35 mm.

Microfilm copy of original records at the National Library of Wales,  
 Aberystwyth.

Mikrofilm av manuskript i Statistiska Centralbyrån, Stockholm.  
 Utdrag ur födelse-, vigsel- och dödsängderna för Västmanlands  
 län. Ett register i början av varje födelseängd anger i  
 vilken följd de olika församlingarna äro upptecknade.

Extracts of births, marriages, deaths from church records for  
 the county of Västmanland. An index at the beginning of every  
 roll of birth records will list the order in which the different  
 parishes appears in the records.

Födda, Vigda, Döda	1860	-----	0201364
Födda, Vigda, Döda	1861	-----	0201365
Födda, Vigda, Döda	1862	-----	0201366
Födda, Vigda, Döda	1863	-----	0201367
Födda, Vigda, Döda	1864	-----	0201368
Födda, Vigda, Döda	1865	-----	0201369
Födda, Vigda, Döda	1866	-----	0201370
Födda, Vigda, Döda	1867	-----	0201371
Födda, Vigda, Döda	1868	-----	0201372
Födda, Vigda, Döda	1869	-----	0201373
Födda, Vigda, Döda	1870	-----	0201374
Födda, Vigda, Döda	1871	-----	0201375
Födda, Vigda, Döda	1872	-----	0201376
Födda, Vigda, Döda	1873	-----	0201377
Födda, Vigda, Döda	1874	-----	0201378
Födda, Vigda, Döda	1875	-----	0201379
Födda, Vigda, Döda	1876	-----	0201380
Födda, Vigda, Döda	1877	-----	0201381
Födda, Vigda, Döda	1878	-----	0201382
Födda, Vigda, Döda	1879	-----	0201383
Födda, Vigda, Döda	1880	-----	0201384
Födda, Vigda, Döda	1881	-----	0201385
Födda, Vigda, Döda	1882	-----	0201386
Födda, Vigda, Döda	1883	-----	0201387
Födda, Vigda, Döda	1884	-----	0201388
Födda, Vigda, Döda	1885	-----	0201389
Födda, Vigda, Döda	1886	-----	0201390
Födda, Vigda, Döda	1887	-----	0201391
Födda, Vigda, Döda	1888	-----	0201392
Födda, Vigda, Döda	1889	-----	0341152

1. Find the film in the FHLC:  
 Sweden - County - Civil Registration

2. The register is arranged by:  
 County - Event - Year -  
 Film Number

**EXAMPLE:**

Anders Gustaf Persson  
 married  
 Christina Lovisa Forsberg  
 in Västmanland County  
 in 1863

**CHOOSE FILM #0201367:**

Västmanland - Marriages - 1863  
 (Födda=birth; vigda=marriage; döda=death)

3. Within each roll of film, records of marriages are organized  
 (1) by parish (församling) and (2) by date.

Utgivningsår 1863 års Vigselbok för *Wester Wihle* församling i *Wester Forns* Prosteri, *Wester* Stift, *Wester* Diocesis

År	Månad	Dag	Vignets nr	De sammanvigdes dågt och ådöpnas, smekta, yrta, stånd, hemmet, nationalitet och religionsbekännande (om främmande).	Födelseår	Vigda	Födelseort
1863	1	5		<i>Per Hans Andersson - Gustaf - Mäster - Sjögren</i>	1837	1829	<i>Wester</i>
1863	2	22		<i>Carl Johan - Carl - Michelson - Rindskäters ättling - Mäster - Carl - Andersson</i>	1831	1835	<i>Wester</i>
1863	3	7		<i>Frank - Carl - Öring - Sjögren</i>	1820	1839	<i>Wester</i>

B. If the birth, marriage, or death occurred in 1860 or before,  
 research must be done in the individual parishes.

SWEDEN, VÄSTMANLAND, VÄSTANFORS - CHURCH RECORDS

Svenska kyrkan. Västanfors socken.  
 Kyrkoböcker, 1661-1895. -- Salt Lake City : filmat för the  
 Genealogical Society of Utah av AB. Rekolid, 1953, 1959, 1964.  
 -- 13 mikrofilm rullar : 35 mm.

Mikrofilmer av manuskript i Landsarkivet i Uppsala.  
 Innehåller kyrkoböcker från Västanfors socken tillhörande Gamla  
 Norbergs härad.  
 Contains church records of Västanfors parish in Gamla Norbergs judicial  
 district.

Förteckning över Västanfors kyrkoarkiv	-----	0075447
Husförhörslängd	1668-1679 AI:1	0075447
forts.	1681-1703 AI:2	
forts.	1709-1768 AI:3-6	
forts.	1770-1775 AI:7	
Husförhörslängd	1775-1816 AI:8-11	0075448
Husförhörslängd	1816-1835 AI:12-13	0075449
Husförhörslängd	1836-1845 AI:14a-b	0075450
Husförhörslängd	1846-1855 AI:15	0203103
Husförhörslängd	1856-1860 AI:16a-b	0203104
Husförhörslängd	1861-1869 AI:17	0393328
Husförhörslängd	1861-1895 AI:18	0393329
forts.	1870-1876 AI:19a-b	
Husförhörslängd	1877-1886 AI:20a-b	0393330
Födde	1662-1693 LI:1	0075453
Födde	1694-1854 C:1-4	0075451
Födde	1855-1860 C:6	0203105
Vigde	1662-1689 LI:1	0075453
Vigde	1694-1774 C:1-2	0075451
Vigde	1775-1860 E:1	0075452
Döde	1662-1693 LI:1	0075453
forts.	1736-1849 F:4-6	
Döde	1694-1721, 1731-1736 C:1	0075451
Döde	1727-1729 AI:3	0075447
Döde	1702-1726 F:1-2	0075452
forts.	1729-1736 F:3	
Döde	1850-1860 F:7	0203105
In-och utflyttningsl.	1740-1745 AI:4	0075447
In-och utflyttningsl.	1842-1859 B:1-2	0203105
Pålysning-och kollekt	1842-1859 B:1-2	0203105
bak		
Konfirmationslängd	1721 AI:2	0075447
forts.	1724-1726 AI:3	
forts.	1743-1749 AI:4	
forts.	1751-1759 AI:5	
Kommunionlängd	1775-1776 AI:7	0075447
Kyrkoräkenskaper	1661-1693 LI:1	0075453

1. Find the film in the FHLC:  
 Sweden - County - Parish -  
 Church Records

EXAMPLE:

Stina Lovisa Forsberg  
 Born in Västmanland County  
 in Västanfors Parish  
 in 1829

CHOOSE FILM #0075451:  
 Births (Födde) - 1694-1854

- B. Confirmation records in the parish register help to determine if a child survived childhood and his family status in his teen years. (Young people were confirmed between the ages of 14 and 18 years.)
- C. Arrival and Departure lists (inflyttnings och utflyttnings) in the parish registers state date of arrival at or departure from the parish and usually name the places of arrival and departure.
- D. Other records - not in the parish registers - can also be very helpful, but they are more difficult to find and to read.
  - 1. Probate and other court records
  - 2. Military records.
  - 3. Census records, which are really tax records; the clerical surveys usually take the place of censuses.
  - 4. Emigration records.
  - 5. Various LDS records, such as branch records, Swedish mission reports.
  - 6. The most helpful book on understanding these records is:  
Carl-Eric Johansson, Cradled in Sweden.

#### IV. There are a few "problems" in Swedish research.

- A. Usually "getting across the ocean" to the correct parish of origin is often the most difficult and frustrating part of Swedish research.  
American records must be carefully checked for clues.
- B. Records are written in the Swedish language.
  - 1. This is less of a problem than you would imagine because English and Swedish belong to the same language family.
  - 2. Once you learn a few basic words, you can usually glean the important family information from the record.
  - 3. Study one or more of the following references:  
FHD, "Genealogical Word List: Swedish."  
FHD, Scandinavian Records Extraction.  
FHD, "Swedish Handwriting."  
Carl-Eric Johansson, Thus They Wrote.
- C. Records are written in the Gothic Script.
  - 1. Fortunately the more recent records use more modern script and are relatively easy to read.
  - 2. By the time you are in older records, you have developed your transcription skills.
  - 3. Most texts mentioned above include helps for reading the Gothic Script.
- D. In the Swedish language, there are three extra vowels, which are placed at the END of the alphabet:
  - ä (aa), å (ae) and ö or ø (oe).
  - 1. Remember to include superscripts in your notes.
  - 2. These extra vowels can cause frustration especially when you are trying to find a name or word in an alphabetical list.

EXAMPLES: år follows zonen      Skåp follows skymma

- E. The Swedish naming system is different from ours. (See handout.)



2. Within the film the parish register will be divided by events, such as births of males, births of females, marriages, deaths, etc. Within these groupings, events will be arranged chronologically; i.e. christenings for females will be arranged by year, month, day.

**År 1829**

No	Namn	Född		Döds		Födelse- och dödsbevis.	Födelse- och dödsbevis.
		Månad	Day	Månad	Day		
385	Mina Carina	Maj	27	Maj	31	Skolmestern Pehr Jönberg i Mosens och Lilla Skottor Stina Noakes dotter År 2	Bongelius församling Jons och Lilla Skottor Petrina Jons dotter i Mosens Stänges församling Peters och Margareta Carina Schibbe

III. There are other Swedish records providing research helps and additional information.

- A. The most helpful are the household examination rolls or clerical surveys (husförhållningar), which are in the parish registers. (See register for Västanfors above.)
  1. Each year each minister was required to visit each home in his parish and record such items as their behavior, their knowledge of the catechism, their ability to read.
    - a. He also recorded such vital information about each member as date and place of birth, marriage data, where they moved if they left their home where they had lived before coming to the parish, whether they had had smallpox or had been vaccinated, when they had attended communion.
    - b. These are an equivalent of a yearly census of all persons in a parish.
  2. If carefully kept, clerical surveys enable the researcher to trace the activities of his ancestor throughout his life.
  3. Unfortunately earlier clerical surveys contain less information than later ones.
  4. Choose the film from a register in FHLG such as that on page two above.

147. Allt. Södra

Namn	Födelse		Ålder		Förhållanden	Läsa
	År	Månad	År	Månad		
Carl Axel Jansson	1778	12	49	12	Ensam	
Stellan Andersson	1778	12	49	12	Ensam	
Anders P. J. Jönsson	1778	12	49	12	Ensam	
O. Carlsson	1778	12	49	12	Ensam	
Stellan Andersson	1778	12	49	12	Ensam	
O. Augustinsson	1778	12	49	12	Ensam	
O. Andersson	1778	12	49	12	Ensam	

148

Parochial Förhör och begrip H. H. H. H. H.																				Pågått och slutade	Fyllnad	
1866		1867		1868		1869		1870		1871		1872		1873		1874		1875			Ålder	Läsa
1	2	3	4	5	6	7	8	9	10	11	12	13	14	15	16	17	18	19	20	Ålder		

(From: Genealogical Journal, September 1972)

## GENEALOGICAL RECORDS OF SWEDEN

—By Rolf Magnusson\*

In doing genealogical research in Swedish records, researchers will find a haven of records in which to search. Few countries in the world have as good a collection of genealogical material as has Sweden. The Swedish people in the 1600s and 1700s stayed pretty much in one area or locality and it was not until the later 1700s or early 1800s that people started moving around. Of course, by then the industrial revolution had commenced and people started moving into the cities from the rural areas. Also, in the early 1800s an "emigration fever" swept the country with most of the emigrants leaving for the U.S.A., but it comes as a surprise to many researchers that many went to nearby countries, such as Norway, Denmark and Germany.

The record keepers of the Swedish people were the local ministers of the Evangelical Lutheran Church which was organized in 1527 in Sweden. The ministers lived close to the people, not only because they resided in the village or parish, but also because it was necessary for them to officiate at every marriage, infant baptism, and funeral that occurred in every family in the parish.

It should be kept in mind that the Evangelical Lutheran Church is *the* State Church of Sweden, and was organized in a very minute organization all over the country. On a local level was the parish (FORSAMLING) presided over by the local minister who held a tremendous influence on his congregation. He was in most cases the most learned and scholastic man in the community and as such presided over the local school board, community council, poor folks committee and many other activities. When it is understood that there was at one time over 2500 local parishes in Sweden, one can realize the influence the Evangelical Lutheran Church had over the people. There were few places where the people could go, where there wasn't a minister involved. In the early 1600s some ministers started to keep records, but it was

---

\*Mr. Magnusson is a native of Sweden. He is employed as a systems analyst by the Genealogical Society and is accredited in Swedish research.

not until 1686 that the official law was passed requiring all local ministers to keep a record of births, marriages and deaths in their parishes. This does not mean that we have perfect records from that time until now; because of many circumstances some were poorly kept and others have not survived. Poor storage facilities together with fires destroyed many valuable documents and Sweden also had its share of wars in the 1700s that took toll not only of lives but also of valuable records. The law passed in 1686 directed the local minister to keep track not only of births, marriages and deaths, but also a record of people moving in and out of the parish.

This one article cannot cover all of the genealogical records of Sweden so more articles will be forthcoming that will describe other records both on an ecclesiastical and a civil record level.

Let us now consider records that have been created and kept by the local ministers.

#### *Births and Christenings (Födelse Och Dopbok)*

This is the most common name for this type of book or register; a record of all children born in the parish whether legitimate or illegitimate. Also listed are the parents, the witnesses and the place of residence together with dates of birth and christenings. In the early days of record keeping, some of the entries were very scant in the information given, but as time went on special books of forms were printed that indicated where each required item should be recorded. Since that time, very good and valuable information was recorded and it is a joy for researchers to read.

#### *Marriages (Vigsel Bok)*

This lists the bride and bridegroom by their names and that they were married by the minister of the parish.

Most registers will show the place from which the bride and groom came or were residing at the time the record was made. It would also show who gave permission for the bride to marry—the father, or if he was not living, then maybe a brother. Other than this not very much more was recorded that was of any value.

#### *Deaths (Dod Book)*

This is a register of all persons who died within the parish stating their names and residences. It could also include the cause of death and the age at death in years, months and days. All of this was listed in chronological order within each month of the year. The information in many cases is not always accurate and must be verified with other records.

#### *Clerical Surveys (Husförhörslängd)*

Of all the records kept by the minister, the clerical survey or household examination rolls are the most interesting and valuable. This is the record that helps tie together the previously mentioned records and makes it possible to follow a family throughout their lives.

The purpose of this record helps to explain its value in doing any research in Sweden. When we consider that Sweden, together with Finland, is the only country that has this type of record available to any large extent, we can appreciate its value.

Once a year the parish minister travelled around his parish for the express purpose of taking a census of the families. He would arrange to stop at certain homes and have families from several nearby homes come there to avoid his visiting every home in the parish. Then he would open his clerical survey book to the page where each family was recorded (if recorded before) and then proceed to record information about each person who resided in a particular household. At the bottom of each page would be listed all servants living and working at that household.

Also of interest is the fact that if the family or any family members moved away the minister would enter this information on the pages.

If anyone passed away during the year this would be recorded the next time the minister came around, and because it was sometimes a long time before the information was entered, there were many instances where the event was recorded incorrectly.

It is therefore necessary to verify all the dates in the clerical survey with the proper record; birth book, marriage book or death book.

It cannot be called a true census because this book was used for several years, in most cases for a period of five years but even ten years was not uncommon. This book was brought up-to-date each year and in this way it is possible to follow the record of a family for a number of years.

All original records of births, marriages, deaths to about 1860 and the clerical surveys to about 1895 have been microfilmed and are available at the Genealogical Society library in Salt Lake City or can be borrowed through any of its branch genealogical libraries.

(From: Genealogical Journal, December 1972)

## GENEALOGICAL RECORDS OF SWEDEN

### Part II

Rolf Magnusson<sup>1</sup>

In a previous article<sup>2</sup> the records kept by the ministers of the Evangelical Lutheran Church of Sweden were discussed. The article covered the birth, marriage and death records as well as the clerical surveys (household examination rolls). It was explained what each one contained and how each record was organized. The years covered and information available on microfilm was also described.

The initial filming in Sweden of the original birth, marriage and death records was from the earliest dates to about 1860. If a person uses these microfilms only, it is very difficult for researchers to make a connection between the United States and the old country. Many of our ancestors came over during the emigration from Sweden that took place from 1860 to 1880. Although recorded in the Swedish records for that time, the original vital statistics concerning these ancestors are not on microfilm at the Genealogical Society.

#### *Extracts of Births, Marriages and Deaths*

One record that we have, which helps to solve this problem, is the "*Extracts of Births, Marriages and Deaths*" (utdrag ur ministerial böckerna). Once a year each minister was required to copy his ministerial books and send the copy to the National Central Bureau of Statistics in Stockholm. He would make a short extract of the original entries which covered from January 1 to December 31 for a specific year. This was done for every year starting in 1860 to 1949. The Genealogical Society has microfilmed these records for the period of 1860-1897. There is one such record for all the births in the parish, one for the marriages and one for the deaths. It should be emphasized that this is an extract only and as such is not to be as detailed as the original report.

<sup>1</sup>Rolf Magnusson is an accredited researcher in Swedish research and is employed as a systems analyst by the Genealogical Society, 3284 West 3595 South, Salt Lake City, Utah 84119.

<sup>2</sup>*Genealogical Journal*, Vol. 1, (September 1972) p. 67.

The information in the birth extracts consists of a birth date, child's given names, parents' names and residence, and age of the mother. The marriage record extracts list the marriage date, names and ages of the bride and groom and sometimes where each came from. The death record extract is the shortest of all, and indicates only death date, the deceased person's name, age, and place of residence.

Any search in the original records after about 1897 must be done by correspondence directly with the local parish minister or to the office of the National Central Bureau of Statistics, Stockholm.

#### *"Extracts of Clerical Surveys or Examination Rolls"* (Utdrag Ur Husförhors Langd)

The clerical surveys were microfilmed initially to about 1860, but in later microfilming all records to about 1895 were copied. The Genealogical Society now has most clerical surveys to 1895 where they have not been destroyed or lost and where permission to film was given. The same procedure that was started with the birth, marriage and death records was also done with the clerical surveys. An extract was made for each calendar year but this time it was only done each ten years. The extracts of clerical surveys or examination rolls are on microfilm at the Genealogical Society at Salt Lake City for 1860, 1870, 1880 and 1890 except for Blekinge for 1880 and 1890 only; and Västernorrland, Norrbotten, Västernorrland, Kalmar, Gävleborg, Östergötland, Kristianstad, Jämtland, Kronoberg, and Jönköping for 1870, 1880 and 1890. Copies can be borrowed through any branch genealogical library for use at the branch library.

These extracts are exactly what the name implies, and therefore information is not as plentiful in these as in the originals. The place of residence within the parish is indicated in the extracts and, in most cases, the birth dates for each individual listed. Also, marital status, relationships, occupations, and occasionally, the place of birth are recorded. Each person living at the particular household (as of that year when the extract was made) was listed starting with the father and mother, if a family, and then each child. All servants were listed as well as any other person or persons living there at the time. This included surviving grandparents on either side of the family.

#### *"Moving Record"* (In och Utflyttnings Langd)

Beginning in 1686 the law required that a record should be kept of any person moving in or out of the parish. Unfortunately this record is the one the Genealogical Society has the least of, and still it is one that is needed so often. As people moved around it became very important to be able to keep track of where they came from or where they were going.

The records in most cases listed the husband with his date of birth. If this was a "moving out" record, it listed where he was living in the parish at the time of moving out, as well as where he was going.

If the man was married this moving record would, in most cases, give the wife's name—if not her full name, always her first name. The children are sometimes listed with their first names in order of boys first and then girls, or it states the number of boys and number of girls in the family.

If this was a "moving in" record it listed about the same information as for moving out, but the places of coming and going would be reversed.

Most moving records up to about 1860 and 1870 are now on microfilm at the Genealogical Society and can be borrowed through any branch genealogical library. If a search is required in the "moving records" later than the concluding year on microfilm, it is necessary to correspond with the local minister of the parish where the original records are kept.

#### *"Moving Certificates"* (Flyttningsbevis)

When the person or persons appeared before the minister and announced that they were going to move, the minister not only recorded this information in his book but he also issued a "moving certificate" that the person or persons took with them. When someone moved into the parish, the minister recorded this information in his book; he also received the moving certificate that the person brought from the parish he left. If the person decided to move again the same moving certificate was used, this time with the latter minister's notations being added.

The "moving certificate" listed the name with birth dates and birthplace of the person involved. Many times the parents were listed with where they were living at the time the certificate was made. The latter part of the certificate had notations about the person's character, whether knowledgeable in the scriptures, and whether married or available for marriage.

#### *"Confirmations"* (Konfirmations Langd)

Each child born in the parish was baptized immediately or within a very short time after birth, but it was not until the person reached the age of about 14 to 15 years that the confirmation into the church took place. Thus the confirmation was recorded with the child's name, parentage (usually only the father), and age together with the Sunday date when confirmed. If the father was living, his place of residence was listed in many cases along with his name.

For a complete listing of microfilmed holdings of the Genealogical Society concerning the records of the Evangelical Lutheran Church of Sweden, consult the typescript register books prepared for this purpose, or the microfilmed card catalog at a branch genealogical library. It is also well to periodically consult the dictionary card catalog at the Genealogical Society because additional parish sources and indexes have been compiled since the typescript registers were prepared.

This concludes the description of records made and kept by the ministers of the Evangelical Lutheran Church of Sweden. It should be mentioned that any records prior to about 1860 have been deposited in regional archives, but all later records are in the possession of the minister either at the local church or the office that he maintains.

(From: Genealogical Journal, March 1973)

## PROVINCIAL ARCHIVES IN SWEDEN

(LANDSARKIV)

Rolf Magnusson<sup>1</sup>

As the interest for preserving the old records of genealogical value in Sweden grew in the late 1800's, it became apparent to the Swedish government that something had to be done. The records were stored in so many different places and under such various and poor circumstances that many were practically inaccessible to anyone. Basements, attics, closets, boxes of many kinds, and just about anything that could store the records were being used. Also, over the centuries many circumstances that could not be controlled or guided by people had taken their toll. Fires, floods, and improper temperatures all helped to destroy records. And during the 16th and 17th centuries, Sweden had wars that swept the country with ravaging, burning, and looting as a result.

Provincial archives were organized to store certain records for a provincial area. The first to be organized was Vadstena, which was established in 1899 in the beautiful castle of Vadstena, where it is still located. Many cities also became interested in the preservation and storage of their records.

The idea behind the archives was to establish them on a regional basis with most of the parishes (*forsamlingar*) within the region depositing their records there. All of the parishes and counties (*lan*) involved became subject to the jurisdiction of the provincial archives. At one time there was more than 2500 parishes divided among 24 counties in Sweden. The number of parishes has been decreased considerably by mergers and doing away with old borders. There are now seven of these archives in Sweden, the earliest starting in 1899 and the latest in 1937. For areas covered by each archive, see the map and listing of addresses at the end of this article. The author assumes the researcher already knows the county.

The original parish records that are more than 100 years old from each parish and county within the region are located in these archives. This includes the births, marriages, deaths, and clerical-survey records. Parish records for the past one hundred years are still kept at each individual parish office.<sup>2</sup> Also, located in these archives for storage are such records as tax lists and census rec-

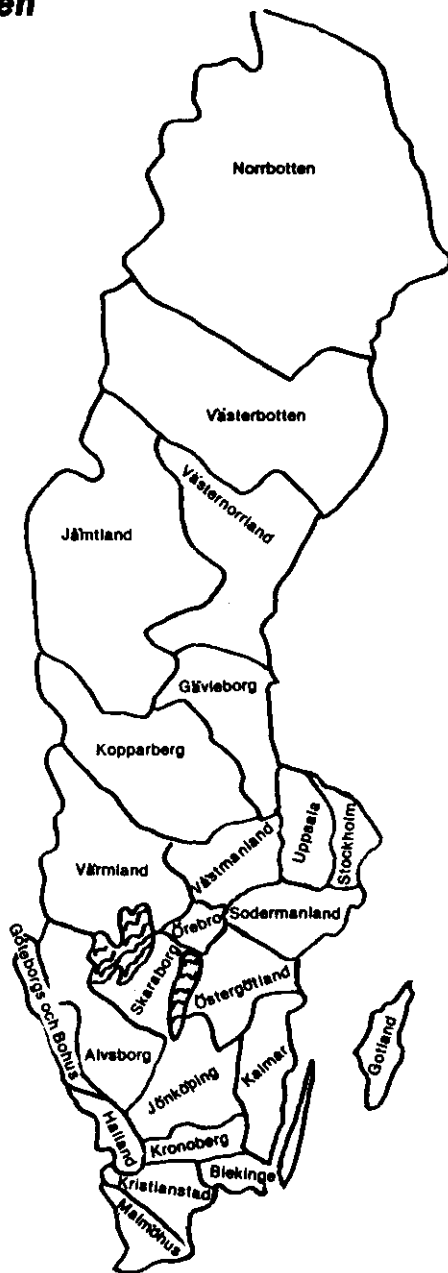
<sup>1</sup>Systems analyst for the Genealogical Society, Salt Lake City, Utah; accredited by Genealogical Society in Swedish research. Address: 3264 West 3595 South, Salt Lake City, Utah 84119.

*Seventh Edition of the Handy Book for Genealogists*

**LANDSKAP**

**LÄN**

**Sweden**



**LANDSKAP**

**LÄN**

Blekinge  
Bohuslän  
Dalarna  
Dalsland  
Gotland  
Gästrikland  
Halland  
Hälsingland  
Härjedalen  
Jämtland  
Lappland  
Medelpad  
Norrbotten

Närke  
Skåne  
Småland  
Södermanland  
Uppland  
Värmland  
Västerbotten  
Västergötland  
Västmanland  
Ångermanland  
Öland  
Östergötland

Blekinge  
Gotland  
Gävleborg  
Göteborgs och Bohus  
Halland  
Jämtland  
Jönköping  
Kalmar  
Kopparberg  
Kristianstad  
Kronoberg  
Malmöhus

Norrbotten  
Skaraborg  
Stockholm  
Södermanland  
Uppsala  
Värmland  
Västerbotten  
Västernorrland  
Västmanland  
Ålvsborg  
Örebro  
Östergötland

ords (*mantalslängder*), duplicate land records (*jordbocker*), court records (*dombocker*), probate records (*bouppteckningar*), and military rolls (*militär rullar*).

When the need arises to correspond with either the provincial archives (for records 100 years or older) or the minister (for more current records), letters may be written in English or Swedish. Remember that it is necessary for the researcher to know the name of the local parish within each county, or the search becomes extremely difficult, if not impossible.

It should be mentioned that the city archives (*Stadsarkiv*) of Stockholm and Malmo are equal in status to the provincial archives. In other words, the city archives store all the records having to do with the jurisdiction of city government as the provincial archives store the records having to do with the provinces.

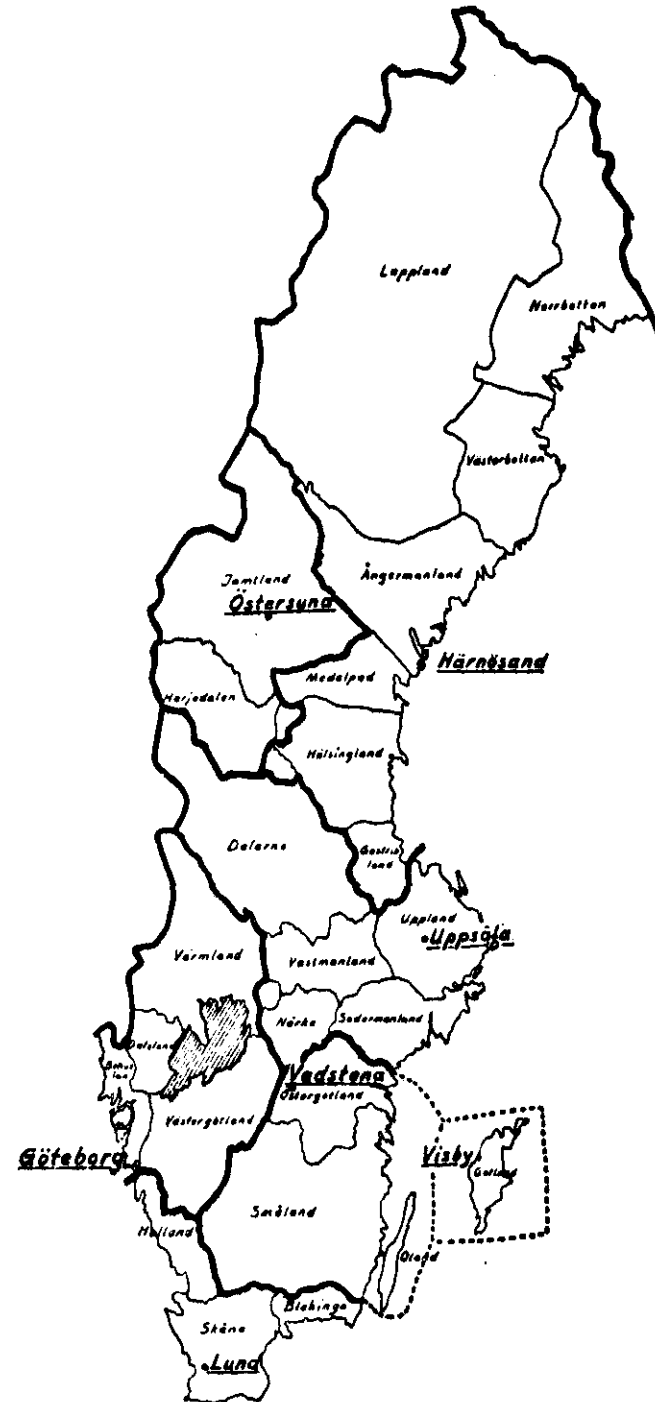
In Sweden there are also a national archive, royal military archive, national central bureau of statistics, house of nobility archive, archive of the ministry for foreign affairs, and various miscellaneous archives. The description of each one would require a separate article and cannot be covered in this. They are only mentioned so that the researcher will know that they exist.

These various archives and offices will answer simple inquiries, but they will not do extensive research. Many of the personnel working in these places will do research on their own time, and of course will charge a fee for their services. In requesting research by them, always indicate the maximum amount of money that may be spent. Do not send currency in the mail; always buy a cashiers' check or a money order.

The following archives with addresses are presently current (September, 1972):

- Landsarkivet At Vadstena (Est. 1899)  
Slottet, Vadstena, Sweden
- Landsarkivet At Lund (Est. 1903)  
Dalbyvagen 4, Lund, Sweden
- Landsarkivet At Uppsala (Est. 1903)  
Slottet, Uppsala, Sweden
- Landsarkivet At Visby (Est. 1905)  
Visborgsgatan 1, Visby, Sweden
- Landsarkivet At Goteborg (Est. 1911)  
Geijersgatan 1, Goteborg, Sweden
- Landsarkivet At Ostersund (Est. 1930)  
Musieplan, Ostersund, Sweden
- Landsarkivet At Harnosand (Est. 1937)  
Nybrogatan 17, Harnosand, Sweden
- Stockholms Stadsarkiv  
Kungsklippan 61, Stockholm, Sweden
- Malmo Stadsarkiv  
Sankt Petri Kyrkoplan 7A, Malmo, Sweden

<sup>2</sup>Refer to *Genealogical Journal 1* (September, 1972): 65-69.



Location of Provincial Archives in Sweden



*Sweden*  
*sources*

1. Card Catalog--Look in the Genealogical Department's Library Card Catalog under the headings of:
  - Sweden - Emigration and Immigration
  - Sweden, Name of County - Emigration and Immigration
  - Sweden, Name of County, name of specific port of departure, Swedes In \_\_\_\_\_
2. LDS Emigration Sources  
(Refer to Register of LDS Church Records by Jaussi and Chaston. Reg 289.3 J327r for additional information and film numbers).
  - a) Utah Immigration Card Index (Crossing the Plains) 1847-1868
  - b) European Emigration Card Index: 1849-1925  
Swedish emigrants through 1913 only
  - c) Scandinavian Mission Emigration Records: 1853-1886, 1901-1920. Partially indexed in item B above.
  - d) Persons Indebted to the Perpetual Emigrating Fund Co: 1850-1877
  - e) Emigration Records of the Swedish Mission: 1905-1932
  - f) Swedish Mission Records, Form E: 1911-1951
  - g) Branch records
3. Swedish Passenger Arrivals In New York, 1820-1850. By Nils William Olson. Lists 4,000 emigrants with biographical notes. (974.4 W30).  
Note: The Göteborg Provincial archives is currently indexing the New York Passenger Lists for Swedish Emigrants for the years 1850-1870.
4. Passport Journals - Navy Pension Fund Departure Lists: 1801-1851 (Flottans Pensionskassas Verifikationer) See Swed. Film 479,331-479,605. Index available at the Göteborg Provincial Archives (Landsarkivet, Göteborg).
5. O. R. Landelius Biographical Collection of Newspaper Clippings, Obituaries etc. of Well Known Swedish Personalities: 1529-1955. See Swed. Film 276,565 - 276,623.
6. Central Bureau of Statistics Lists of Emigrants: 1851-1947 From 1875 includes Immigrants to Sweden. See Swed. Film  
Index available at the Göteborg Provincial Archive (Landsarkivet for 1851-1860. Arrangement is annual, by county, with each parish listed separately.
7. City Police Records (Passenger Lists)
  - a) Göteborg: 1869-1951  
1869-1920: See Swed. Film 216,580-216,646.  
Index at Genealogical Department for 1869-1893 (Film 1,043,023-1,043-045)
  - b) Malmö: 1874-1939 (Film 919,914-919,979)  
Index at Genealogical Department for 1879-1886, 1888-1891 (Film 1,043,345-347).
  - c) Kalmar: 1880-1892 Copy at Göteborg Archives 13 vols.
  - d) Norrköping: 1859-1919. Copy at Göteborg Archives (1 Vol.)
  - e) Stockholm: 1869-1944  
1869-1904 See Swed. Film 402,933

Note: The Provincial Archives of Göteborg is currently in the process of indexing all the above records for items 6-7 above. Write to Landsarkivet, Box 3009, S-40010 Göteborg 3, Sweden.

8. Archives of the Larsson Brothers Emigration Agency: 1873-1913

(See Swed. Film 262,168 - 262,352)

Ref. 948 B2s

Refer to the Scandinavian Genealogical Helper, pages 16-19 (G.D. Call No. Vol. 3 No. 3) for a complete listing of the microfilm call numbers. Records contain contracts, letters to and from prospective emigrants, letters from emigrants, tickets, telegrams, accounts, passenger lists etc.

Also refer to: Berit Brattne. Bröderna Larsson en studie i Svensk Emigrant Agentverksamhet under 1880 talet. With a summary in English. Stockholm 1973. (G.D. Call No. 948.5 B4 shu Vol. 50)

9. Emigration Archives

a) Emigrantinstitutet (The House of Emigrants) Box 201, 351 04 Våxjö, Sweden  
Archives contain a vast amount of records and material. Staff members are willing to try and identify emigrant individuals or families. Send an initial \$5.00 International or American Express money order and your request with as complete information as possible:

1. Full name at time of emigration (for married women, their maiden surname, and name of spouse.)
2. As correct a date of birth as possible.
3. Names of areas in Sweden of residence.
4. Exact or approximate year of emigration.
5. Names of other family members and any other helpful information.
6. Determine whether emigrant was a member of a Swedish Lutheran Congregation in America or Canada.

b) Emigrantregistret i Karlstad

Box 331 651 05 Karlstad

Concerns Värmland Co. only. This county had heavier emigration than any other in Sweden.

10. Societies in U.S.

a) Swedish Pioneer Historical Society  
5125 North Spaulding Avenue  
Chicago, Illinois 60625

b) Refer to Directory of Historical Societies and Agencies in the United States and Canada

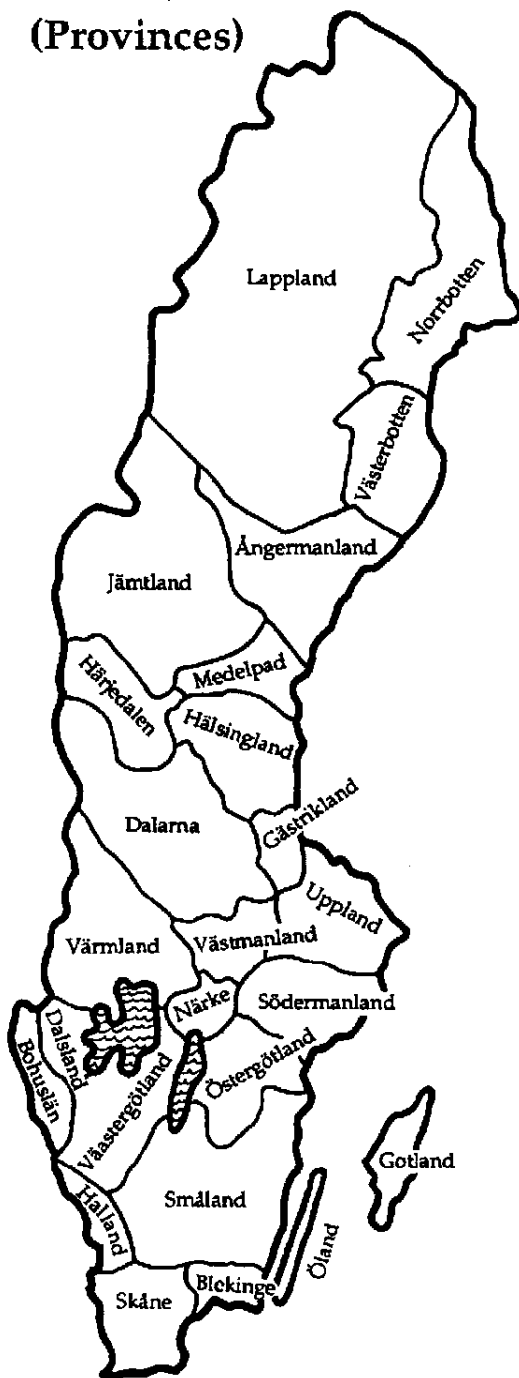
11. Swedish-American Lutheran Church Records

If your relatives were active in a Swedish Lutheran Congregation, write to:

Rev. Joel Lundeen  
Assoc. Archivist of the Lutheran Church in America  
1100 East 55th St.  
Chicago, Illinois 60615

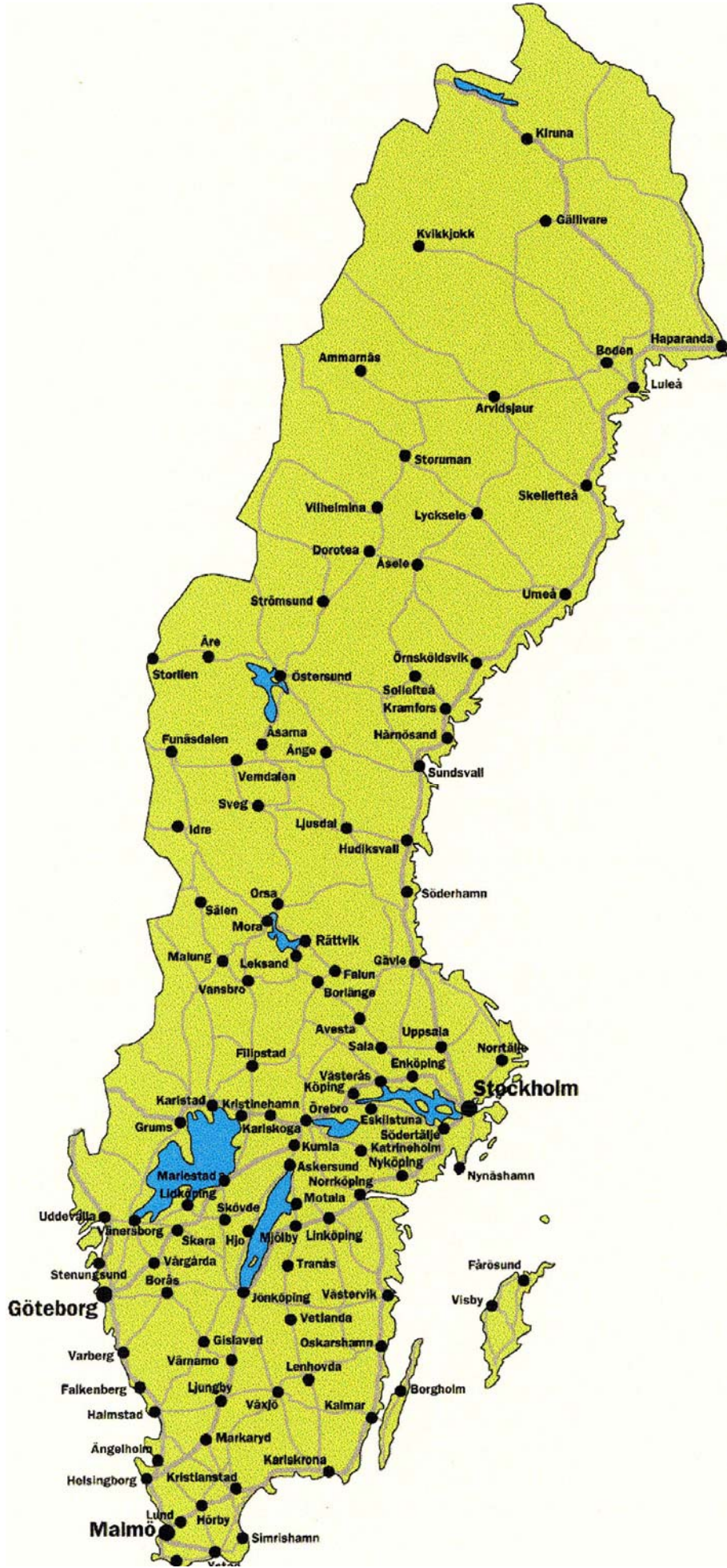
# Sweden

## LANDSKAP (Provinces)



## LAN (Counties)







# Swedes

IN NORTH AMERICA BY DR. ALAN SWANSON

Though Swedes had been settling in North America since 1683, by 1866 New Sweden in the Delaware Valley was barely a memory. In April of that year, Peter Johan Jönsson, tired of scabbling a living from uncertain soil and angry at the daily injustice he saw around him, decided to take his family to America.

There were many from Jät, Väckelsång and nearby parishes who wanted to leave that year, and Jönsson became their leader, handling their money, arranging for their tickets and seeing to their passports. They went first to Gothenburg and from there two days by boat to Hull in England, where they took the train overland to Liverpool. Days of waiting followed. Because of the cholera on the Continent, the English mail-boats took only Englishmen, and so a coastal steamer, the *Peruvian*, was hastily fitted-out for the long journey.

The trip began well enough, though Jönsson thought some of the young people were too rowdy. But as soon as the ill-prepared ship reached the ocean, life took a different turn.

The sickness began slowly at first. One or two died and were buried at sea, and then more died. "Today, two dead are given up," he wrote in his journal, "not to the earth's calm bosom, but to the sea's eternally restless waves." Frans, Peter's elder son, took ill. For twelve days the cholera raged within him and he cried for water, forbidden him, ironically enough, by the ship's doctor. Just in sight of land, he died and was also given to the sea.

Cholera ravaged the ship when it entered the port, and it was quarantined. The *New York Times* reported that, "something must be done soon or the mortality rate on the *Peruvian* will exceed that of any vessel ever in this port." Jönsson's father fell sick and died, and his wife, Marta, took deathly ill but recovered. Their own quarantine lasted for two anxious, tedious months in New York's harbor before they could continue to Minnesota.

But the stamina that brought them from the edge of death served them well in the new country. Peter Johan Jönsson took Homestead land, built a house and farmed for ten years. At age 43, the intelligent, self-educated farmer went to college and was later ordained a Lutheran pastor, serving many frontier churches. He wrote home to Sweden, "The journey is risky and this is no land for the lazy. Do not come if you do not want to work hard."

The most important continuing sources of information about Swedes in North America is the **Swedish Pioneer Historical Quarterly**. Chicago: Swedish Pioneer Historical Society, 1950– .

## SECONDARY SCHOOLS

Backlund, Jonas Oscar. **A Century of the Swedish American Press**. Chicago: Swedish American Newspaper Company, 1952.

A good, brief survey of Swedish-American journalism.

Barton, H. Arnold. **Letters From the Promised Land**. Minneapolis: University of Minnesota Press, 1975.

An excellent selection and translation of Swedish immigrant letters, together with a background commentary about immigration in the period 1840-1914.

Benson, Adolph B., and Naboth Hedin. **Americans From Sweden**. Philadelphia: Lippencott, 1950.

An introductory study of Swedish-American contributions to our national life.

Engstrand, Stuart David. **They Sought for Paradise**. New York: Harpers, 1939.

A fine novel about Erik Jansson and his utopian colony on the Illinois prairie. The Janssonites were the first major group to leave Sweden in the 19th century for the United States and its freedom.

Haas, Joseph, and Gene Lovitz. **Carl Sandburg: A Pictorial Biography**. New York: Putnams, 1967.

An introductory view of Sandburg, a great American poet who took a while to discover his Swedish roots.

Isaksson, Olov, and Sören Hallgren. **Bishop Hill: A Utopia on the Prairie**. Stockholm: LT's förlag, and Chicago: Swedish Pioneer Historical Society, 1969.

An illustrated history of Bishop Hill, the Janssonite's colony in Illinois, with text in both English and Swedish.

Kastrup, Allan. **The Swedish Heritage in America**. Minneapolis: Swedish Council of America, 1975.

An immense survey, down to the present day, of Swedish-Americans and Swedes in America. This book also has a helpful bibliography.

Moberg, Wilhelm. **The Emigrants**. New York: Simon and Schuster, 1951.

Moberg, Wilhelm. **Unto a Good Land**. New York: Simon and Schuster, 1954.

Moberg, Wilhelm. **The Last Letter Home**. New York: Simon and Schuster, 1961.

All translated by Gustaf Lannestock, this is the great novel cycle of the Swedish emigrations to this country. Moberg's is probably the only book about the emigrations that will make you feel what it was like to leave your native land.

Scott, Franklin D. Wertmüller. **Artist and Immigrant Farmer**. Chicago: Swedish Pioneer Historical Society, 1963.

A biography of one of the first artists to paint George Washington, together with the diary from his later years.

Ward, Christopher. **New Sweden on the Delaware**. Philadelphia: University of Pennsylvania Press, 1938.

An easy, introductory history of the first Swedish colony in North America, New Sweden, founded in 1638 in what is now Delaware.

White, Ruth (Morris). **Yankee From Sweden**. New York: Holt, 1960.

A biography of the life and times of John Ericsson, the great Swedish-American inventor and naval engineer, who designed and built the Union ironclad, Monitor.

## UNDERGRADUATE

Benson, Adolph B. **Sweden and the American Revolution**. New Haven: Tuttle, Morehouse and Taylor, 1926.

This is a good study of the few, but significant Swedish and Swedish-American contributions to our revolution. It is important to know that Sweden was the first foreign power after France, an ally, to sign a treaty with the new country.



Capps, Finis Herbert. **From Isolationism to Involvement: The Swedish Immigrant Press in America 1914-1945.** Chicago: Swedish Pioneer Historical Society, 1966.

A fine discussion of the evolution of Swedish-American political opinion through its press, especially with regard to American foreign policy.

Fleisher, Eric W., and Jörgen Weibull. **Viking Times to Modern. Minneapolis:** University of Minnesota Press, 1954.

A short, general introduction to the whole history of Swedish migration, especially to North America.

Hokanson, Nels. **Swedish Immigrants in Lincoln's Time.** New York: Harpers, 1942.

A well-written book about Swedish immigrants in the 1850's and 60's and their role in supporting Lincoln, especially in the election of 1860. This book also has an especially useful bibliography.

Janson, Florence Edith. **The Background of Swedish Immigration 1840-1930.** Chicago: University of Chicago Press, 1931.

This book is a classic on the background of the great Swedish immigrations of the 19th and 20th centuries.

Lindberg, John S. **The Background of Swedish Emigration to the United States.** Minneapolis: University of Minnesota Press, 1930.

Largely complementary to Janson, this is another good book on the background.

Ljungmark, Lars. **For Sale: Minnesota.** Chicago: Swedish Pioneer Historical Society, 1971.

This book deals with emigration propaganda generated in Sweden by various agents of American, and especially Minnesota, land companies and railways, and especially the work of Hans Mattson.

Naeseth, Henriette C.K. **The Swedish Theatre of Chicago 1868-1950.** Rock Island: Augustana Historical Society, 1951.

This book provides a fascinating history of Swedish cultural life in Chicago, and especially its very active theatre.

Olsson, Nils William. **Swedish Passenger Arrivals in New York 1820-1850.** Chicago: Swedish Pioneer Historical Society, 1967.

This comprehensive list also includes brief biographies of many of the people included in it. Olsson is presently working on the companion volume dealing with other ports of entry for the same period.

Skårðal, Dorothy Burton. **The Divided Heart.** Oslo: Universitetsforlaget, and Lincoln, Nebraska: University of Nebraska Press, 1974.

Skårðal takes an interesting approach to social history by examining the literature Scandinavian immigrants produced to see what it can tell us about the life it sprang from. History through literature, literature as history.

Stephenson, George M. **The Religious Aspects of Swedish Immigration.** Minneapolis: University of Minnesota Press, 1932.

This book deals not only with religious influences on immigration, but general cultural attitudes, as well.

Wright, Robert L. **Swedish Emigrant Ballads.** Lincoln, Nebraska: University of Nebraska Press, 1965.

A collection of songs about the emigrations and a general discussion of the whole genre. Swedish original texts and English translations and some of the music.

## GRADUATE

Allwood, Martin S. **Amerika-svensk lyrik genom 100 år.** Stockholm: Institutet för samhällsforskning, 1949.

This is the best introduction to the surprisingly large field of Swedish-American poetry.

Ander, O. Fritiof. **The Cultural Heritage of the Swedish Immigrant.** Rock Island: Augustana Library, 1956. Library Publications No. 27.

This is the basic bibliography of writing, mostly in Swedish, about Swedish-America, and should be the obvious starting-place for advanced research.

Beijbom, Ulf. **Swedes in Chicago: A Demographic and Social Study of the 1846-1880 Immigration**. Chicago: Chicago Historical Society, 1971.

A thorough, if heavily statistical, study of the movement and assimilation of Swedes in Chicago.

Bengtson, Henry. **Skandinaver på vänsterflygeln i USA**. Stockholm: Kooperativa Förbundets Bokförlag, 1955.

This book, by one of the leading Swedish-American journalists, is a good study of Swedish-American radical movements.

Carlsson, Sten. **Skandinaviska politiker i Minnesota 1882-1900**. Uppsala: 1970. Acta Universitatis Upsaliensis, Folia Historica Upsaliensia I.

This dissertation discusses the role of Swedish-Americans in Minnesota politics.

Hultin, Måns. **Resa till Amerika 1864**. Uppsala: Bokgillet, 1958.

This early, detailed description of the journey to America is written with a fine eye for the telling point and a distance that permits Hultin to see the humbug as well as the humanity.

Johnson, Amandus. **The Swedish Settlements on the Delaware**. 2 Vols. Philadelphia: University of Pennsylvania.

This is the exhaustive, and well-written, treatment of the early Swedish settlements on the East Coast in the 17th century.

**Källemark, Ann**

Stockholm: Läromedelsförlagen, 1972.

This dissertation deals in detail with the intense internal Swedish debate on emigration 1901-04 caused by official opposition to such movement.

Lindmark, Sture. **Swedish-America 1914-1932**. Chicago: Swedish Pioneer Historical Society, 1971.

This book discusses the Americanization of the Swedish-American population in this period, especially in Minnesota and Illinois.

Ljungmark, Lars. **Den stora utvandringen**. Stockholm: Sveriges Radio, 1965.

This useful handbook is a reasonably detailed survey of the great 19th and 20th century Swedish immigrations, and is more comprehensive for that period than Fleisher and Weibull.

Nelson, Helge. **The Swedes and Swedish Settlements in North America**. 2 Vols. New York: A. Bonnier, 1943.

This is the definitive work on the geographical distribution and settlement patterns of Swedes in the US and Canada.

Nilsson, Fred. **Emigrationen från Stockholm till Nordamerika 1880-1893**. Stockholm: Läromedelsförlagen, 1970.

Though the title seems quite restrictive, this book is a useful counterweight to the view that immigration in the late 19th century was directly from the countryside to North America. Many first tried their luck in the big cities before taking to the high seas.

Skarstedt, Ernst. **Vagabond och redaktör**. Seattle: Privately printed, 1914.

This is the autobiography of the greatest Swedish-American journalist, whose sharp pen punctured many an immigrant pretension and whose vagabond life never lost its zest.

Skarstedt, Ernst. **Våra pennfäktare**. San Francisco: Vestkustens tryckeri, 1897. Revised edition, **Pennfäktare**. Stockholm: Ahlén & Akerland, 1930.

A very useful biographical dictionary of Swedish American writers and journalists.

Sundbärg, Gustav. **Emigrationsutredningen**. 21 parts in 9 Vols. Stockholm: 1908-1913.

These comprise all the basic statistics concerning the 19th century emigrations, a comprehensive survey no emigration-researcher can avoid dealing with. Though the product of an official government enquiry, it is relatively unbiased in its conclusions.

Widén, Albin. **Nybyggjarliv i Svensk-Amerika**. Stockholm: LT's förlag, 1972.

Based largely on oral interviews, this is a fascinating book of immigrant reminiscences by the dean of emigrant researchers.



## SWEDISH EMIGRATION AND IMMIGRATION RECORDS

Donald W. Christensen\*  
and  
Roy A. Spjut\*\*

Scandinavian blood runs in the veins of many people throughout the world. From the earliest recorded "Viking" history, settlements were being made in Great Britain and the coastal countries of Europe. An interesting history of what might be loosely called "Viking Emigration" is entitled *History of the Vikings* (Genealogical Society microfilm number 896,938, 2nd item; subsequent listings of microfilm numbers in this article refer to the Genealogical Society in Salt Lake City and are cited as GS).

Probably the earliest Swedish and Finnish settlements in America were on the Delaware River between 1638 and 1655. These were mostly near present-day Wilmington and Philadelphia. Records of genealogical value pertinent to these settlements and others are sometimes difficult to find. Indeed, few Swedish-American immigration records of genealogical value exist before the year 1803. Some records covering merchant seaman crew lists for about 1,400 Swedish mariners are found in the National Archives, Washington, D.C. These records cover the time period 1803-1827.

In 1820 passenger manifests for various United States ports came into prominent use as a result of a law which was enacted. A close study of these manifests reveals that the vast majority of Swedish immigrants were from a select group of well-to-do Swedes, usually of commerce, military, or clergy background. The Swedish commoner did not emigrate until the 1840s and then only the upper middle-class farmers and others who had financial means for such an undertaking. During the years 1820-1829 there were only an average of four per thousand travelers from Sweden who came to America. By far the majority of travelers were simply visitors to Finland and Denmark. By 1850, however, 22 percent of all travelers from Sweden were bound for America. The new promised land had been "discovered" by the Swedish masses.

\*Accredited Genealogist (Sweden); Supervisor of File Maintenance, Genealogical Society, Salt Lake City. Address: 553 Julep Drive, Murray, Utah 84107.

\*\*Accredited Genealogist (Sweden); Accreditation Coordinator and Research Specialist, Genealogical Society. Address: 268 East 2155 South, Salt Lake City, Utah 84115.

Restrictive emigration laws began to be lifted in Sweden in 1841. From that year there began to be a few organized groups who settled different areas of the new land, North America. Gustaf Unonius brought a group and settled New Upsala, Wisconsin, but the community failed within 15-20 years. Unonius wrote two volumes of history covering this settlement. Bishop's Hill was another prominent settlement which was founded in 1845. It succeeded and became one of the main settlements for early Swedes in America.

The 1850 United States census shows less than 4,000 Swedes. It is likely that not more than 5,000 Swedes immigrated between 1820 and 1850. About one-third of all these settled in Illinois, either in Chicago or Bishop's Hill. However, over the years the center of the Swedish immigration population slowly shifted to Minnesota where it remains today. Eventually Swedish population spread to Wisconsin, Iowa, Kansas, and Nebraska. Some settled in Boston, New York City, Philadelphia; then gradually in San Francisco, Charleston, New Orleans, and Texas.

Between 1851 and 1866 there were approximately 17,000 Swedish emigrants. Another 60,000 left Sweden as a direct result of the famine conditions of 1867, 1868, and 1869. Another 80,000 left during the 1870s.

The Homestead Act and development of the railroads across the United States stimulated immigration considerably. During the 1880s about 330,000 Swedes immigrated. The heavy flood of settlers continued until the early 1900s. There were about one-half million immigrants between 1891 and the beginning of World War I. These were dispersed throughout the entire nation. After 1920 immigration again declined.

There were approximately one million Swedes who immigrated between the years 1820 and 1920. A full one-quarter of these settled in Illinois and Minnesota. Another one-quarter settled in New York, Massachusetts, Washington, California, Michigan, Wisconsin, and Iowa. The other half were dispersed elsewhere in America. About one-third of all Swedes settled in cities of 25,000 or more population, and the other two-thirds in areas of less than 25,000.

The remainder of this article outlines the types of emigration and immigration records which are available. In some cases, Genealogical Society microfilm numbers are shown. These numbers will assist those using the main library in Salt Lake City and the branch genealogical libraries.

### RECORD SOURCES ORIGINATING IN SWEDEN

*Emigration Extracts from Swedish Parish Registers, 1851 to present*

Beginning in 1851, some records of emigrants were compiled first on a county basis, then later by parish. These are not

as complete as those begun in 1865, however. From 1865 each parish minister made an annual extract on uniform schedules of persons in his parish who left for foreign countries. The first page gives the name of the parish and statistical data, and the second page lists the emigrants. These records are cataloged at the Genealogical Society by county and by year. The record shows name, marital status or relationship, year of birth, occupation, and country to which moved. The same type of record is kept on a second page for those who immigrated into each parish each year, from foreign countries. There are limitations in these records: some people never bothered to inform the authorities of their intentions to move and therefore were not posted on the extracts. The years 1851-1860 are indexed and are available in Gothenburg. The remaining years are currently being indexed at the provincial archives in Gothenburg. (On film at GS for 1851-1940; lists on film nos. 083,004-083,571. The originals are at National Central Bureau of Statistics, Stockholm.)

#### *Police Records*

Shipmasters were required to furnish authorities at the emigration ports in Sweden a list of the emigrants on board. This included the name of the ship, date of departure, names of passengers; sometimes date and place of birth, last place of residence, ages, destinations, and relationships of persons traveling as family units.

A. *Gothenburg Police Office Emigration Lists* (Göteborgs poliskammars emigrantlistor), 1869-1951. These records are chronological listings of persons who left Sweden through this port. An index on microfilm at the Genealogical Society covers the years 1869-1893. Indexing of the remaining years is being done at the provincial archives in Gothenburg. Gothenburg was the port of embarkation for about one and one-quarter million Swedes.

The original records are housed at the provincial archives in Gothenburg, in 143 volumes. (On film at GS, 1869-1920; film nos. 216,580-216,646. Indexes on film nos. 1,043,023-1,043,045.) This provincial archives has become one of the major centers for indexing of emigration records originating from various places in Sweden.

B. *Stockholm Police Office Emigration Lists* (Stockholms Poliskammars emigrantlistor), 1869-1944. These are chronological listings of persons who emigrated through Stockholm City. They contain the names of some emigrants from Finland.

The index for the years 1869-1883 seems to be quite complete, but incomplete for the years 1883-1886. They are currently being indexed at the provincial archives in Gothenburg. The originals are housed in the Stockholm City archives. (On film at

the GS, 1869-1904, including a partial index, 1869-1883 (and 1886) on film no. 402,933.)

C. *Malmö Police Office Emigration Lists* (Malmö Polis-kammars emigrantlistor), 1874-1939. These records are similar to those described above, both in format and content. They are currently being indexed at the Gothenburg Provincial Archives. The originals are housed at the Malmö City Archives. (On film at GS; film nos. 919,914-919,979. The index at the GS covers 1874-1891, on film nos. 1,043,345-1,043,347.)

D. *Helsingborg Police Office Emigration Lists* (Helsingborgs Poliskammars emigrantlistor), 1907-1964. Currently being indexed at the Gothenburg Provincial Archives. These records have not been filmed and are available only in Sweden at Gothenburg.

E. *Norrköping Police Office Emigration Lists* (Norrköpings Poliskammars emigrantlistor), 1859-1919. There is one volume of these records which is similar to the others listed above. It is indexed at the Gothenburg Provincial Archives and has not been filmed.

F. *Kalmar City Archives Emigrant Contracts* (Kalmar stadsarkivs emigrantkontrakt), 1880-1892. These are emigrant contracts kept by the authorities in Kalmar City. They are currently being indexed at Gothenburg; they have not been filmed.

#### *Passport Journals* (Immigration Offices), 1737-1879

These were issued from emigration offices throughout Sweden. A daily journal was kept in chronological order covering those who were issued passports or given permission to leave the country. These offices were scattered throughout the country but mostly in the cities. The records give name, home parish, destination of the applicant, and the date permission was granted. (Some records are microfilmed. They are cataloged at the GS under the name of the city where each office was located. Those not microfilmed are kept in the provincial archives covering the area concerned.)

#### *Passport Journals* (Navy Pension Fund Departure Lists), 1798-1851

These were issued by county and city administrative offices. The fee collected was paid into a fund used to pension naval personnel. The lists give names, social status or occupation, and parish of residence and destinations of travelers who were issued passports. An index for 1817-1850 is at the Gothenburg Provincial Archives. The originals are housed in the Royal Swedish Military Record Office, Stockholm. (On film at GS; film nos. 479,331-479-605.)

#### *Larsson Brothers Emigration Agency Records*, 1873-1913

This company operated in Central and Southern Sweden during the heavy emigration years. Records covering all trans-

actions were microfilmed for the 40-year period 1873-1913, including agency letters, letter copy books, ticket stubs, etc., from emigrants and immigrants, giving addresses, and other information. This collection is not indexed by personal names but it is classified by items and categories of records. Along with other information, it gives places of destination for individual immigrants, so is therefore valuable when data is located. However, it is time-consuming to use. (Cataloged under Bröderna Larsson and Company at the GS; on film nos. 479-331; 479-587-479,605. Originals are at the Gothenburg Provincial Archives.)

#### *Emigration Archives, early 1800s to middle 1900s*

Located at Karlstad, Växjö, and in other areas, these archives collect data on emigration from Sweden. The Karlstad archives contains a complete index of 100,000 known emigrants from the province of Värmland to the United States and other countries. The House of Emigrants at Växjö is a combined archives and museum telling the story of Swedish emigration to America. Rural daily newspapers containing excerpts on emigrants are collected. It is also currently microfilming Swedish-American church records containing minutes, memberships, births and confirmations, and marriage and death records of hundreds of Swedish-speaking congregations in the states of Illinois, Minnesota, Wisconsin, New York, Ohio, Pennsylvania, and others. (Records are housed in local archives. Addresses: Emigrantregistret i Karlstad, Box 331, S-651 05 Karlstad, Sweden; and Emigrantinstitutet i Växjö, Box 201, S-351 04 Växjö, Sweden.)

### RECORD SOURCES ORIGINATING OUTSIDE OF SWEDEN

#### *Copenhagen Emigration Records, 1868-1959*

These consist of two sets of records: the direct emigration from Copenhagen and the indirect emigration from Copenhagen via Hamburg or Liverpool. They are arranged alphabetically by year and by surname and include names of many Swedish people. These records show name, age, last residence, destination, and date of embarkation.

A separate register of only Mormon emigrants was kept by the Copenhagen police authorities from 25 June 1872 through 7 June 1894, and is identified as Passager-Lister, Book 1. The first four pages are regular emigration; the Mormon emigrants begin on page five. These records are vital in partially filling the gap in the Scandinavian Mission Emigration Records which are missing for the years 1887-1900.

(The years 1868-1910 are at the GS on film nos. 898,564-898,622. Originals from 1868-1959 are at Landsarkivet for Sjaelland, m.m., Copenhagen.)

#### *Hamburg Emigration Records, 1868-1934*

These records are similar in content and arrangement to those in Copenhagen cited above. Some Swedes emigrated through the port of Hamburg. There are three sets of indexes:

1. Alphabetical card index to the direct lists, 1856-1871;
2. Partially alphabetical regular index to the direct lists, 1855-1934; and
3. Partially alphabetical regular index to the indirect lists, 1855-1910.

For further information on this collection, see the GS research paper, *The Hamburg Passenger Lists, Series C, No. 30 (PRGS1287)* available from the Genealogical Society in Salt Lake City.

#### *City Police Records, Norway*

These records are similar to the Göteborg Police Records described earlier. Records are available as follows: Oslo, 1867-1902, indexed; Bergen, 1874-1900; Kristiansand, 1873-1901; Trondheim, 1876-1900; Tromsø, 1850-1900 (not filmed). Some Swedes emigrated to America through Norwegian ports. Many of these records are currently being indexed at the respective archives in Norway. (Bergen on GS film no. 357,704; Trondheim on nos. 362,609, 362,610, and 362,611; Oslo on 353,081-353,098; Kristiansand on film no. 365,931.)

### LDS ORIGINATED RECORDS OF SWEDISH AND AMERICAN ORIGIN

#### *European Emigration Card Index (by ship), 1849-1913*

This index shows names of persons who emigrated from European countries including Sweden. It was compiled from several different sources. This index partially overlaps some of the indexes described below. It is arranged alphabetically by name, usually by the surname of the head of the household. Individuals traveling alone are also indexed. Information often includes age, name of ship, date of embarkation, destination; status, such as "returning missionary" or "passenger on ship," names of children traveling with the head of the household; and references where information for this index was obtained. (Found on GS film nos. 298,431-298,439.)

#### *British Emigration Records, 1849-1885; 1899-1905*

Basically these records are the same as those described above as far as Sweden is concerned. This series is partially contained in the above series. (Contained on GS film nos. 025,690-025,695.)

#### *Scandinavian Mission Emigration Records, 1853-1886; 1901-1920; Sweden 1853-1904*

These records are basically the same as those described above; they are partially included in the European Emigration

Card Index. These records may also include the conference or district the individual emigrated from. Records for the years 1887 through 1900 of this series are lost but they are partially supplemented by the register of Mormon emigrants through Copenhagen. (On GS film nos. 025,696-025,697.)

*Swedish Mission Emigration Records, 1904-1932*

These records are similar to those described above, except those specifically for Sweden covering the period since 1904. (On GS film no. 025,700.)

*Swedish Mission Records, Form 42-FP, 1911-1955*

These are similar to those described earlier, but sometimes additional detail on the member may be given. (GS film no. 082,935.)

*Swedish Individual Branch Records, 1854-1954*

When LDS branch members emigrated, notations to that effect were generally written in these records in the remarks column opposite their names. (GS film numbers are listed in the card catalog under the name of each respective branch.)

*Crossing the Plains Card Index, 1847-1868*

Emigrants are indexed alphabetically by surname, usually by the head of the household. This index is similar to the European Card Index described above. (GS film nos. 298,440-298,442.)

**RECORD SOURCES ORIGINATING IN THE UNITED STATES**

*U.S. Passenger Manifests, since early 1800s*

These records were kept by the various ports in the United States; it was required that a list of all passengers be submitted upon arrival. These lists contain name of the vessel and master, ports of embarkation and entry, date of entry, name of each passenger, age, sex, occupation, country of origin, and destination in the United States. The information in these records varies, depending upon the time period of the lists. Principal ports and a general list of shipping records available are listed below:

- Baltimore, Md.: 1820-1891 (also indexes for 1820-1897)
- Boston, Mass.: 1820-1874, 1883-1891 (index 1848-1891)
- Mobile, Ala.: 1829-1886 (partial list only; index 1820-1862)
- New Bedford, Mass.: 1823-1899 (partial list only; index 1823-1874)
- New Orleans, La.: 1820-1902 (index and abstracts for 1820-1875)
- New York City: 1820-1897 (also indexes for 1820-1846 and some later years)
- Philadelphia, Pa.: 1800-1882 (index 1800-1906)

The originals of these passenger lists are housed in the National Archives in Washington, D.C. More recent records are still in the possession of the various port authorities and some are in the National Archives.

These records are important for the time period 1820-1865 when the Swedes did not keep emigration records. They are useful after that time as well in that they give a destination of the immigrant in the United States. (Many lists and indexes are available on film at the GS, especially before 1900. There is a special register of microfilm call numbers of passenger lists and indexes. Later lists are available at the National Archives.)

*Merchant Seaman Crew Lists, 1803-1827*

This is a special collection which covers about 1,400 Swedish mariners who arrived in the United States between the years 1803 and 1827. (At the National Archives in Washington, D.C.)

*Swedish Passenger Arrivals in New York, by Olson, 1820-1850*

This publication contains a detailed list of all Swedes found in the passenger lists from the port of New York between 1820 and 1850. Additional research has been done in an effort to identify each individual by birthdate and place in Sweden. (At the GS.)

**OTHER RECORDS**

*Naturalization and Declaration of Intention Records*

These are sometimes helpful in determining the date and country of birth of an individual, date of arrival in the United States, residence at the time of naturalization, date of naturalization, and other information helpful to Swedish-American genealogists. (These records are housed in local county, municipal, or federal courts; some are in the National Archives; some naturalizations are on film at the GS.)

*Federal Land Records, Homestead Act Records*

These records show the names of individuals and often give details concerning age and country of origin. (Some of these records are at the Washington National Records Center, Suitland, Maryland.)

*United States Census Records, 1850-1900*

These census records are sometimes used to solve location and country of origin. An exact place of birth is not shown, however. These are state censuses for some states in the United States. The 1900 census shows year of immigration to the United States and if naturalized, as well as other information of interest to genealogists. [On film at GS. For further information, see the GS research paper, *Genealogical Records in the United States*, Series B, No. 1, Revised 1977 (PRGS0433) available from the Genealogical Society.]



**United States Military Records**

These sometimes give details of an individual's birthdate and place which may be in a foreign country. Muster rolls may show nationality of soldiers. Pension records are often the most useful for genealogists. (These records are at the National Archives; many are on film at the GS.)

**Local County and Municipality Records**

These sources are available in various repositories in the United States. They often contain valuable information of interest to genealogists. However, their content varies. Some records exist since the years of early immigration. Local histories, newspaper obituaries, and biographies may also give clues to the birthplace of individuals. (Housed in state and local libraries; many records are at the GS.)

**Swedish Parish Register Membership Records and Surveys**

These often list destinations of emigrating members in a remarks column. This source may be valuable, but most of the time one has no knowledge concerning which parish the ancestor came from and thus he cannot use this approach. If one has a fairly restricted general area and a specific time period of residence, he could search each of the parishes in the general area and possibly obtain positive results. (Records are available on film at the GS to 1895, and some to 1900.)

**Swedish-American Congregation Records in the United States**

These records often give details concerning an individual's birthdate and place including a foreign country. (Records are available in the local synods or in local parishes. Many are also on film at the Emigrant Institute in Växjö, Sweden, and the Lutheran School of Theology Library, Chicago.)

**Deceased Members of Scandinavian Mission File, 1852-1895**

This index is arranged alphabetically and lists name of the deceased, date and place of birth, date and place of LDS baptism and confirmation, name of officiator, date and place of death, date of proxy LDS temple endowment, and name of proxy. (GS film no. 8550.)

**Scandinavian Branch Records Name Index, 1850 to ca. 1890, some for later years**

This index shows names of persons who were baptized in the LDS Church for the period 1850-1890 from all of the Scandinavian branch records. These were extracted onto slips and entered into the Genealogical Society's computer file. These slips were then alphabetized; they have not been microfilmed. The index is not complete as some slips beyond the 110-year period were destroyed. (Available at the GS.)


**SELECTED BIBLIOGRAPHY**

- Acrelius, Israel. *A History of New Sweden*. Reprint, New York: Arno Press, 1972.
- Babcock, Kendrick Charles. *The Scandinavian Element in the United States*. New York: Arno Press and the New York Times, 1969.
- Benson, Adolph Burnett, ed. *Swedes in America, 1638-1938*. New York: Yale University Press, 1938.
- Janson, Florence Edith. *The Background of Swedish Immigration, 1840-1930*. Chicago: University of Chicago Press, 1931.
- Jenson, Andrew. *History of the Scandinavian Mission*. Salt Lake City: Deseret News Press, 1927.
- Johansson, Carl-Erik. *Cradled in Sweden*. Logan, Utah: Everton Publishers, 1972. (updated in 1977 printing)
- Johnson, Amandus. *The Swedish Settlements on the Delaware, 1638-1664*, 2 vols. Reprint, Baltimore: Genealogical Publishing Co., 1969.
- Kastrup, Allan. *The Swedish Heritage in America*. Swedish Council of America, 1976.
- Mulder, William. *Homeward to Zion: The Mormon Migration from Scandinavia*. Minneapolis: University of Minnesota Press, 1947.
- Nilsson, Fred. *Emigrationen från Stockholm till Nordamerika, 1880-1893*. Stockholm: Svenska bokförlaget, 1970. (Emigration from Stockholm to North America, 1880-1893.)
- Olsson, Nils William. *Along the Scandinavian Emigrant Trail*. World Conference on Records and Genealogical Seminar, Area E-1c. Salt Lake City: Genealogical Society, 1969.
- \_\_\_\_\_. *Swedish Passenger Arrivals in New York, 1820-1850*. Chicago: Swedish Pioneer Historical Society, 1967.
- \_\_\_\_\_. *Swedish Settlements and Records in the United States*. World Conference on Records and Genealogical Seminar, Area E-6. Salt Lake City: Genealogical Society, 1969.
- Stephenson, George M. *The Religious Aspects of Swedish Immigration: A Study of Immigrant Churches*. New York: Arno Press and the New York Times, 1969.
- Westman, Erik G., ed., et al. *The Swedish Element in America*. 4 vols. Chicago: Swedish-American Biographical Society, 1931-34.

# SWEDISH HANDWRITING

---

The Genealogical Department of  
The Church of Jesus Christ  
of Latter-day Saints



## INTRODUCTION

---

Every person has a unique method of writing. These many methods can be grouped into styles. Handwriting styles vary from time period to time period, from country to country, and usually from one document to another. The styles used in previous centuries may vary so much from those of today that they may be difficult to read. This manual is an introduction to the basic handwriting style found in Swedish church registers from the 1600s to 1880 -- the Gothic style.

The current name extraction program for Sweden utilizes parish registers only. These are books that contain, among other things, a record of births (or christenings) and marriages (or betrothals). The purpose of this program is to extract from these records people's names and certain other information so that temple ordinances can be performed for them.

To extract information from Swedish records, you must be able to read and transcribe correctly parish register entries, but generally you do not need to be concerned with everything written in the entries. Some ministers were brief; others were quite verbose. The main things in the entry are the--

1. Event type.
2. Event date.
3. Name and sex of the principal (the person about whom the entry was made).
4. Parents' names (when applicable).

So that you can discern these items and extract them properly, this manual is designed to teach you the following skills:

1. The ability to read Swedish (Gothic) script of the seventeenth to nineteenth centuries.
2. The ability to understand terms found in Swedish parish records. This includes recognizing words that are spelled differently from their modern equivalents, determining the meaning of unfamiliar or archaic terms, and interpreting abbreviations used in the record.
3. The ability to extract from Swedish documents information for temple input.

Each of these skills will be covered in this paper. By studying the material thoroughly and completing the practice exercises, you can begin interpreting otherwise difficult-to-read records.

The appendixes at the end of the manual explain the abbreviations and list the terms and names you will encounter most frequently in the records.

## THE ALPHABET

---

The Gothic alphabet is presented on the following pages. The letters are similar to the roman alphabet used today, and you should have little difficulty identifying them. The Swedish language uses three additional letters -- Å (å), Ä (ä), and Ö (ö). These follow the letter z and are formed the same way in Gothic script as the A (a) and the O (o).

When you have learned the unique characteristics of this style of writing and have become acquainted with the vocabulary used at the time of the writing, you should be able to decipher most parish register entries written in this style with only slightly more effort than it takes to read the handwriting styles of today. Of course, you will still have to deal with poor handwriting and faded ink, but you will be able to recognize the identifying features of each document.

### GOTHIC SCRIPT ALPHABET

The next pages contain examples of the Gothic script alphabet. The first page shows an ideal method of writing the characters. The next seven pages contain two sample alphabets, showing other ways the characters can be written. Refer to these pages often as you proceed with your studies in this paper.

Notice the curved line above the lowercase u, which distinguishes it from an n. Note also that s usually appears differently at the end of words:





GOTHIC ALPHABET

A B C D E F  
G H I J K L  
M N O P Q R  
S T U V W X  
Y Z A B C D

a b c d e f g  
h i j k l m n o  
p q r s t u v w  
x y z a b c

A A A A A A A A A A

a a a a a a a a

B B B B B B B B B B

b b b b

C C C C C C C C C C

c c c c

D D D D D D D D D D

d d d d d d

E E E E E E E E E E

e e e e e e e e

F F F F F F F F F F

f f f f f f f f

G G G G G G G G

g g g g g g g g

H H H H H H H H H H H H H H

h h h h h h h h

I I I I I I I I

i i i i i i i i

J J J J J J J J J J J J J J

j j j j j j j j

K K K K K K K K K K K K K K

k k k k k k k k

L L L L L L L L L L L L L L

l l l l l l l l

M M M M M M M M M M M M M

m m m m

N N N N N N N N N N N N N

n n n n n n

O O O O O O O O O O O O O

o o o o

P P P P P P P P P P P P P

p p p p p p p p

Q Q Q Q Q Q Q Q

q q q q

R R R R R R R R R R R R R

r r r r r r r r

S S S S S S S S S S

S S S S S S S S S S

T T T T T T T T T T

t t t t t t t t t t

U U U U U U U U U U

u u u u u u u u u u

V V V V V V V V V V


v v v v v v v v v v

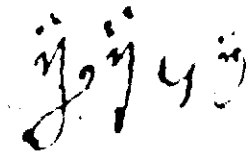
W W W W W W W W W W

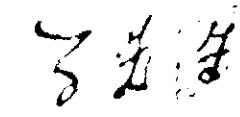
w w w w w w w w w w

X X X X X X X X X X




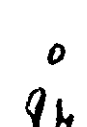



x x x x x x x x x x



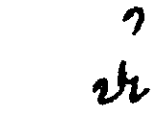
Y 

y 




Z 






z 

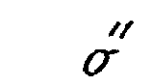

Å       

å   

Ä   

ä   

Ö     

ö  

A.	H A A A A A A A A A A A A A A A A A A
B.	B B B B B B B B B B B B B B B B B
C.	C C C C C C C C C C C C C C C C C
D.	D D D D D D D D D D D D D D D D D
E.	E E E E E E E E E E E E E E E E E
F.	F F F F F F F F F F F F F F F F F
G.	G G G G G G G G G G G G G G G G G
H.	H H H H H H H H H H H H H H H H H
I.	I I I I I I I I I I I I I I I I I
J.	J J J J J J J J J J J J J J J J J
K.	K K K K K K K K K K K K K K K K K
L.	L L L L L L L L L L L L L L L L L
M.	M M M M M M M M M M M M M M M M M
N.	N N N N N N N N N N N N N N N N N
O.	O O O O O O O O O O O O O O O O O
P.	P P P P P P P P P P P P P P P P P
Q.	Q Q Q Q Q Q Q Q Q Q Q Q Q Q Q Q Q
R.	R R R R R R R R R R R R R R R R R
S.	S S S S S S S S S S S S S S S S S
T.	T T T T T T T T T T T T T T T T T
U.	U U U U U U U U U U U U U U U U U
V.	V V V V V V V V V V V V V V V V V
W.	W W W W W W W W W W W W W W W W W
X.	X
Y.	Y Y
Z.	Z Z
A, A, O.	Se A och O.

a. a a n n u u o o v v a a u u v v w w x x z z s s e e w w q q y y  
b. b b l l z z o o c c g g t t f f  
c. r r c c n n u u o o r r c c i i z z v v  
d. j j l l v v o o d d r r f f s s j j ~ d  
e. r r r r f f i i n n r r r r y y n n r r r r r r n n m e s o  
f. f f f f g g t t h h i i j j k k  
g. g g o o y y z z e e v v y y z z g g o o j j z z n n y y e e j j o o g g y y  
h. s s z z e e j j f f s s j j e e g g s s j j f f g g y y e e o o g g z z s s y y g g e e f f  
i. i i i i j j z z i i u u j j n n i i w w r r u u  
j. y y j j i i o o s s y y r r v v  
k. k k b b c c h h o o a a e e l l f f g g a a p p e e f f d d h h o o d d z z p p l l e e  
l. l l l l z z k k s s t t h h x x l l  
l. l l e e l l b b e e d d z z u u i i e e k k e e e e  
m. m m e e n n r r u u w w m m  
n. n n v v ~ ~ u u j j w w x x p p  
o. o o v v v v o o u u v v s s  
p. p p r r r r y y q q r r y y z z z z y y e e e e f f f f e e e e l l e e o o e e t t  
q. a a n n  
r. r r i i y y r r z z n n m m i i r r z z e e f f r r z z w w r r m m e e r r m m n n  
s. s s r r o o d d r r l l / r r y y / f f / s s o o g g d d f f e e l l o o y y g g / f f e e l l o o d d e e f f e e s s  
t. t t ~ t t l l f f e e l l t t y y c c e e z z e e d d z z a a l l z z l l f f e e s s j j z z z z e e l l  
u. u u s s p p w w y y n n u u u u c c b b z z u u u u e e e e n n  
v. v v u u x x p p e e a a  
w. w w r r r r r r u u y y w w v v e e v v u u m m w w r r m m m m e e  
x. x x r r f f e e  
y. y y z z b b h h y y u u y y n n h h m m n n m m  
z. z z h h r r z z z z } } z z } } z z z z h h  
a. a a u u n n i i m m e e u u  
a. a u u a a u u m m m m  
o. o o o o r r v v



GOTHIC PRINT ALPHABET

Gothic print may be encountered in some Swedish records, although most printed forms use the roman print. These two alphabets are illustrated below:

Gothic	Roman	Gothic	Roman
A	a	P	p
B	b	Q	q
C	c	R	r
D	d	S	s
E	e	T	t
F	f	U	u
G	g	V	v
H	h	W	w
I	i	X	x
J	j	Y	y
K	k	Z	z
L	l		
M	m	ä	ä
N	n	Ä	Ä
O	o	ö	ö

## Sweden Church Record Christenings

### Introduction

Beginning in 1686, the Swedish Lutheran Church was required by law to keep christening (or baptism) records. After 1800, the records may include birth dates. Information may be recorded on or after the date of birth. Information found in a christening depends on how detailed the minister made his record.

For more information on church christening records, see Background.

### What You Are Looking For

The following information may be found in a christening entry:

- The name of your ancestor.
- The date of your ancestor's christening or baptism.
- The name of your ancestor's parents.
- The names of the witnesses or godparents.
- The date of your ancestor's birth.
- The place of your ancestor's birth.
- The residence of the parents.
- The occupation of the father.
- Whether your ancestor was of legitimate or illegitimate birth.

---

## Steps

---

These 5 steps will guide you in finding your ancestor in Swedish church records.

### Step 1. Find the year of your ancestor's christening or baptism record.

To find the christening records available at the library, look in the Family History Library Catalog. Go to **What to Do Next**, select the **Family History Library Catalog**, and click on the tab for **Town Records** to see if your ancestor's parish is listed.

If you don't know which parish your ancestor lived in, see the Swedish gazetteer "*Svensk Ortforteckning*," mentioned in the Gazetteer section of the *Swedish Research Outline*.

When looking for your ancestor's christening or baptism record, remember:

- Christening records are arranged chronologically.
- Christening records may be intermixed with marriage or burial records.
- Christening records of illegitimate children may be listed separately.

For helps in finding the year, see Tip 1.

## **Step 2. Find the entry for your ancestor.**

Look for the given name of your ancestor, which is often clearly written and underlined. If you do not know the names of your ancestor's parents, you may have to check further to make sure you find the correct entry:

- Find the entries for all the children with the same given name(s) as your ancestor. Start with the year you think your ancestor was born. Then check the entries for five years before and five years after. You may find several entries for children with the same name but with different parents.
- Eliminate the entries that contradict what you know about your ancestor. Check death records to see if any of the children died before your ancestor did. Check marriage records to see if any of the children married someone other than your ancestor's spouse (but remember that your ancestor may have married more than once).
- Try to make sure the christening entry is of your direct line ancestor. Because names are so common, you must be sure you have the correct entry.

For more help in finding the record entry, see Tip 2.

For help in reading the record entry, see Tip 3.

For help in verifying that you have the correct record entry, see Tip 5.

## **Step 3. Find the entries for each brother and sister of your ancestor.**

Once you have the entry for your ancestor, find the entries for your ancestor's brothers and sisters:

- Search the christening records for entries of your ancestor's brothers and sisters.
- Search local death records or the christening records from surrounding parishes, especially if there are gaps of 3 or more years between the christening of siblings. Gaps of 3 or more years may indicate there was another child.
- To make sure you have found entries of all the family members, search death records and christening records of surrounding parishes for any additional children.
- Search for children born before the parents' marriage. In christening records for illegitimate children, the mother's name is often the only parent's name which appears. Children may have been christened under the mother's maiden name. Often the father's name is not given.

For help in finding the entries for the ancestor's brothers and sisters, see Tip 4.

## **Step 4. Copy the information, and document your sources.**

If you can, photocopy the record. If you can't, be sure to copy all the information in the entry, including:

- All the people listed and their relationships to each other. (Remember, witnesses are often relatives.)
- All the dates in the entry and the events they pertain to. (Sometimes birth, marriage, and death information pertaining to the child or parents may be included. The minister may use abbreviations or symbols such as f. for birth, g. for marriage, and d. or + for death.) Be sure to look for additional dates in the entry's margin.
- All the localities in the entry and who was from the places listed.

On the copy, document the source of the information. List:

- The type of source (a paper certificate, a microform, a book, an Internet site, etc.).
- All reference numbers for the source. Carefully record any microfilm, book, or certificate numbers or the name and Internet address of the site you used.

## **Step 5. Analyze the information you obtain from the christening record.**

To effectively use the information from the christening record, ask yourself the following questions:

- Is this the christening entry of my direct line ancestor? Because names are so common, you must be sure you have the correct record.
- Did the minister identify both parents, and is the mother's maiden name given?
- Were additional event dates, such as marriage, death, etc., given in the entry's margin? (The minister may use abbreviations or symbols such as f. for birth, g. for marriage, and d. or + for death.)
- Did more than 3 years pass since the christening of the last child? If so, another child may have been born and christened in a neighboring parish or died before it could be christened.
- Did you search 5 years without finding any earlier christening entries of children? If you find no other entries, then begin looking for the parent's marriage record.
- Did the minister identify the order and gender of the child being christened, such as "the 5th child and 2nd son"?

For help in verifying that you have the correct record entry, see Tip 5.

---

## **Background**

---

Christening records go back to 1686 when the law for record keeping was passed by the Swedish parliament. Because of wars, natural disasters, and accidents, many churches were destroyed along with all or part of their records. Very few church records go back before 1650 because of the Thirty Years' War (1618-1648).

---

## **Tips**

---

### **Tip 1. How do I find the year my ancestor was christened?**

Use the clerical surveys (husforhorslangd) first as a guide to find the whole family. The clerical surveys list the parents, children, and sometimes grandparents. They often give dates of christening and, after 1800, dates of birth. To find clerical surveys in the Family History Library Catalog, search under "locality," and look for the parish. When you find the parish, look for the topic "Church Records." The clerical surveys will always be listed first in the contents of records.

## Tip 2. How do I find the entry of my ancestor?

Patronymics were used in Scandinavia by the farming and lower classes for centuries. Under the patronymic naming pattern the suffix -sson was added to the father's given name to create a surname for the son. For example, Lars ANDERSSON's son Eric took the surname LARSSON. A daughter took her father's given name and added the suffix of -dotter. For example, Nils PERSSON's daughter Brita took the surname NILSDOTTER. Patronymics were in use until the later part of the nineteenth century.

For help with name variations, see the Names, Personal section of the *Swedish Research Outline*.

## Tip 3. What if I can't read the record?

Swedish church records were usually written in Swedish. Some Latin was used in records in the 1600s and 1700s. The language used in the record may also be affected by:

- The language of bordering countries.
- The use of Church Latin by the Swedish clergy.

Also, prior to 1900, records were written in Gothic script.

For publications that can help you read the languages and Gothic script, see the *Swedish Word List*, *Latin Word List*, and the Handwriting section of the *Germany Research Outline*.

## Tip 4. How do I find the record for each brother and sister?

Within the family, one or more children may have the same given name(s).

When more than one set of parents has the same given names and surnames (for example two Anders Anderssons and Maria Kristina Nilsdotters), use the following identifiers and records to separate the families:

- The family's residence.
- The father's occupation.
- The witnesses or godparents.
- Other sources like census and probate records that list family members as a group.

## Tip 5. How do I verify the christening of my direct line ancestor?

Often more than one family in a parish has the same family name. Because the same children's given names are used in every family, several children with the same given and family names could be christened within a few years of each other. To identify the correct direct line ancestor and his or her parents:

- Check 5 years on each side of the supposed christening year, and copy the entry of every child with the same given name and surname as the ancestor.
- If one or more entries exist, check church burial records to eliminate those entries of children that died before your ancestor.
- If burial records do not exist or you are not able to eliminate all of the possible entries, check marriage records to eliminate those who married someone other than your ancestor's spouse.
- If you still cannot eliminate 2 or more possibilities, trace all lines to see if they go back to a common ancestor. Then continue research back from the common ancestor.
- If you eliminate all the possibilities, check the surrounding parishes, and repeat the above process until you find the christening entry for your ancestor.

---

## Where to Find It

---

### Family History Centers

Many Family History Centers can borrow microfilm(s) of christening records from the Family History Library. There is a small fee to have a microfilm loaned to a Family History Center. Family History Centers are located throughout the United States and other areas of the world. For the address of the Family History Center nearest you, see Family History Centers.

### Family History Library

The Family History Library has microfilmed many of the Swedish christening records. There is no fee for using these microfilms in person.

You may request photocopies of the record from the library for a small fee. You will need to fill out a Request for Photocopies—Census Records, Books, Microfilm, or Microfiche form. The Family History Library microfilm number is available from the Family History Library Catalog. Send the form and the fee to the Family History Library.

See *Family History Library Services and Resources* for information about contacting or visiting the library.

### Parish Offices

If the Family History Library has not microfilmed the christening records for your locality, you will need to write to the Swedish parish office. For assistance in writing, please see the reference publication, *Cradled in Sweden*, Johansson, Carl-Erik. Logan, Utah: Everton Publishers, Inc., 1995. (FHL book 948.5 D27J.)



# FAMILYSEARCH™

## G U I D E

Family History Library • 35 North West Temple Street • Salt Lake City, UT 84150-3400 USA

---

## Sweden, Church Record Christening 1860-Present

### Introduction

In 1860, the Swedish Lutheran Church was still required by law to keep christening (or baptism) records. After 1800, the records may include birth dates. Information may be recorded on or after the date of birth. Information found in a christening depends on how detailed the minister made his record.

For more information on church christening records, see Background.

### What You Are Looking For

The following information may be found in a christening entry:

- The name of your ancestor.
- The date of your ancestor's christening or baptism.
- The name of your ancestor's parents.
- The names of the witnesses or godparents.
- The date of your ancestor's birth.
- The place of your ancestor's birth.
- The residence of the parents.
- The occupation of the father.
- Whether your ancestor was of legitimate or illegitimate birth.

---

## Steps

---

These 5 steps will guide you in finding your ancestor in Swedish church records.

### Step 1. Find the year of your ancestor's christening or baptism record.

To find the christening records available at the library, look in the Family History Library Catalog. Go to **What to Do Next**, select the **Family History Library Catalog**, and click on the tab for **Town Records** to see if your ancestor's parish is listed.

If you don't know which parish your ancestor lived in, you will need to determine the parish. Do this by looking through sources such as a marriage certificate, a death certificate, a naturalization record, a newspaper obituary, a family Bible, etc. If none of these sources exist, you can learn the name of the ancestor's last residence in Sweden by finding the ancestor in the 1900, 1910, or 1920 U.S. census, determining the year of emigration, and then checking the Goteborg or Malmo Emigration Records. For a complete listing of all Swedish parishes, see the Swedish gazetteer, *Svensk Ortforteckning*, mentioned in the Gazetteer section of the *Swedish Research Outline*.

When looking for your ancestor's christening or baptism record, remember:

- Christening records are arranged chronologically.
- Christening records may be intermixed with marriage or burial records.
- Christening entries of illegitimate children may be listed separately.

For help in finding the year, see Tip 1.

## **Step 2. Find the entry for your ancestor.**

Look for the given name of your ancestor, which is often clearly written and underlined.

If you do not know the names of your ancestor's parents, you may have to check further to make sure you find the correct entry:

- Find the entries for all the children with the same given name(s) as your ancestor. Start with the year you think your ancestor was born. Then check the entries for five years before and five years after. You may find several entries for children with the same name but with different parents.
- Eliminate the entries that contradict what you know about your ancestor. Check death records to see if any of the children died before your ancestor did. Check marriage records to see if any of the children married someone other than your ancestor's spouse (but remember that your ancestor may have married more than once).
- Try to make sure the christening entry is of your direct-line ancestor. Because names are so common, you must be sure you have the correct entry.

For more help in finding the record entry, see Tip 2.

For help in reading the record entry, see Tip 3.

For help in verifying that you have the correct record entry, see Tip 5.

**Step 3. Find the entries for each brother and sister of your ancestor.**

Once you have the entry for your ancestor, find the entries for your ancestor's brothers and sisters:

- Search the christening records for entries of your ancestor's brothers and sisters.
- Search local death records or the christening records from surrounding parishes, especially if gaps of 3 or more years exist between the christening of siblings. Gaps of 3 or more years may indicate there was another child.
- To make sure you have found entries for all the family members, search death records and christening records of surrounding parishes for any additional children.
- Search for children born before the parents' marriage. In christening records for illegitimate children, the mother's name is often the only parent's name which appears. Children may have been christened under the mother's maiden name. Often the father's name is not given.

For help in finding the entries for the ancestor's brothers and sisters, see Tip 4.



## Step 4. Copy the information, and document your sources.

If you can, photocopy the record. If you can't, be sure to copy all the information in the entry, including:

- All the people listed and their relationships to each other. (Remember, witnesses are often relatives.)
- All the dates in the entry and the events they pertain to. (Sometimes birth, marriage, and death information pertaining to the child or parents may be included. The minister may use abbreviations or symbols such as f. for birth, g. for marriage, and d. or + for death.) Be sure to look for additional dates in the entry's margin.
- All the localities in the entry and who was from the places listed.

On the copy, document the source of the information. List:

- The type of source (a paper certificate, a microform, a book, an Internet site, and so forth).
- All reference numbers for the source. Carefully record any microfilm, book, or certificate numbers or the name and Internet address of the site you used.

## Step 5. Analyze the information you obtain from the christening record.

To effectively use the information from the christening record, ask yourself the following questions:

- Is this the christening entry of my direct-line ancestor? Because names are so common, you must be sure you have the correct record.
- Did the minister identify both parents, and is the mother's maiden name given?
- Were additional event dates, such as marriage, death, etc., given in the entry's margin? (The minister may use abbreviations or symbols such as f. for birth, g. for marriage, and d. or + for death.)
- Did more than 3 years pass since the christening of the last child? If so, another child may have been born and christened in a neighboring parish or died before it could be christened.
- Did you search 5 years without finding any earlier christening entries of children? If you find no other entries, then begin looking for the parents' marriage record.
- Did the minister identify the order and gender of the child being christened, such as "the 5th child and 2nd son"?

For help in verifying that you have the correct record entry, see Tip 5.

---

## Background

---

Christening records go back to 1686 when the law for record keeping was passed by the Swedish parliament. Because of wars, natural disasters, and accidents, many churches were destroyed along with all or part of their records. Very few church records go back before 1650 because of the Thirty Years' War (1618-1648).

---

## Tips

---

### Tip 1. How do I find the year my ancestor was christened?

Use the clerical surveys (husforhorslangd) first as a guide to find the whole family. The clerical surveys list the parents, children, and sometimes grandparents. They often give dates of christening and, after 1800, dates of birth. To find clerical surveys in the Family History Library Catalog, search under "locality," and look for the parish. When you find the parish, look for the topic "Church Records." The clerical surveys will always be listed first in the contents of records.

### Tip 2. How do I find the entry of my ancestor?

Patronymics were used in Scandinavia by the farming and lower classes for centuries. Under the patronymic naming pattern, the suffix *-sson* was added to the father's given name to create a surname for the son. For example, Lars ANDERSSON's son Eric took the surname LARSSON. A daughter took her father's given name and added the suffix of *-dotter*. For example, Nils PERSSON's daughter Brita took the surname NILSDOTTER. Patronymics were in use until the later part of the nineteenth century.

For help with name variations, see the "Names, Personal" section of the *Swedish Research Outline*.

### Tip 3. What if I can't read the record?

Swedish church records were usually written in Swedish. Some Latin was used in records in the 1600s and 1700s. The language used in the record may also be affected by:

- The language of bordering countries.
- The use of Church Latin by the Swedish clergy.

Also, prior to 1900, records were written in Gothic script.

For publications that can help you read the languages and Gothic script, see the *Swedish Word List*, *Latin Word List*, and the Handwriting section of the *Germany Research Outline*.

### Tip 4. How do I find the record for each brother and sister?

Within the family, one or more children may have the same given name(s).

When more than one set of parents has the same given names and surnames (for example two Anders Anderssons and Maria Kristina Nilsdotters), use the following identifiers and records to separate the families:

- The family's residence.
- The father's occupation.
- The witnesses or godparents.
- Other sources, like census and probate records, that list family members as a group.

## Tip 5. How do I verify the christening of my direct-line ancestor?

Often more than one family in a parish has the same family name. Because the same children's given names are used in every family, several children with the same given and family names could be christened within a few years of each other. To identify the correct direct-line ancestor and his or her parents:

- Check 5 years before and after the supposed christening year, and copy the entry of every child with the same given name and surname as the ancestor.
- If one or more entries exist, check church burial records to eliminate those entries of children that died before your ancestor.
- If burial records do not exist or you are not able to eliminate all of the possible entries, check marriage records to eliminate those who married someone other than your ancestor's spouse.
- If you still cannot eliminate 2 or more possibilities, trace all lines to see if they go back to a common ancestor. Then continue research back from the common ancestor.
- If you eliminate all the possibilities, check the surrounding parishes and repeat the above process until you find the christening entry for your ancestor.

---

## Where to Find It

---

### Family History Centers

Many Family History Centers can borrow microfilms of christening records from the Family History Library. There is a small fee to have a microfilm loaned to a Family History Center. Family History Centers are located throughout the United States and other areas of the world. For the address of the Family History Center nearest you, see Family History Centers see Family History Library Services and Resources.

### Family History Library

The Family History Library has microfilmed many of the Swedish christening records. There is no fee for using these microfilms in person.

You may request photocopies of the record from the library for a small fee. You will need to fill out a Request for Photocopies—Census Records, Books, Microfilm, or Microfiche form. The Family History Library microfilm number is available on the Family History Library Catalog. Send the form and the fee to the Family History Library.

See *Family History Library Services and Resources* for information about contacting or visiting the library.

### Parish Offices

If the Family History Library has not microfilmed the christening records for your locality, you will need to write to the Swedish parish office. For assistance in writing, please see the reference publication, *Cradled in Sweden*, Johansson, Carl-Erik. Logan, Utah: Everton Publishers, Inc., 1995. (FHL book 948.5 D27j.)



# FAMILYSEARCH™

## G U I D E

Family History Library • 35 North West Temple Street • Salt Lake City, UT 84150-3400 USA

---

## Sweden, Church Record Clerical Survey 1500-1859

### Introduction

Beginning in the 1500s, churches began keeping clerical survey records. The records may include birth, marriage, and death dates. Information found in a clerical survey depends on how detailed the minister made his record.

For more information on church clerical survey records, see Background.

### What You Are Looking For

The following information may be found in a clerical survey entry:

- The name of your ancestor, either as a parent or child.
- The names of your ancestor's siblings, parents, and grandparents.
- The date of your ancestor's birth.
- The place of your ancestor's birth.
- The occupation of your ancestor's father.
- The birth dates of your ancestor's siblings and parents.
- The date of your ancestor's marriage.
- The date of your ancestor's death.
- The death dates of your ancestor's siblings and parents.
- Information concerning emigration or other movements of the family.

---

## Steps

---

These 5 steps will guide you in finding your ancestor in Swedish church records.

### Step 1. Find your ancestor's clerical survey.

To find the clerical surveys available at the library, look in the Family History Library Catalog. Go to **What to Do Next**, select the **Family History Library Catalog**, and click on the tab for **Town Records** to see if your ancestor's parish is listed.

If you don't know which parish your ancestor lived in, see the Swedish gazetteer *Svensk Ortförteckning*, mentioned in the Gazetteer section of the *Swedish Research Outline*.

When looking for your ancestor's clerical survey entry, remember:

- Clerical surveys may or may not be arranged alphabetically.
- Beginning in 1808, christening records often include the volume and page number where that child's clerical survey can be found in the clerical survey records.
- Clerical surveys may give references to previous places of residence and records.

For helps in finding the year, see Tip 1.

## **Step 2. Find the entry for your ancestor.**

Look for the last name of your ancestor, which is often clearly written and underlined at the top of the page.

If you do not know the names of your ancestor's parents, you may have to check further to make sure you find the correct entry:

- Find the entries for all the children with the same given name(s) as your ancestor. Start with the year you think your ancestor was born. Then check the entries for five years before and five years after. You may find several entries for children with the same name but with different parents.
- Eliminate the entries that contradict what you know about your ancestor. Check death dates to see if any of the children died before your ancestor did. Check marriage dates to see if any of the children married someone other than your ancestor's spouse (but remember that your ancestor may have married more than once).
- Try to make sure the christening date is of your direct line ancestor. Because names are so common, you must be sure you have the correct entry.

For more help in finding the record entry, see Tip 2.

For help in reading the record entry, see Tip 3.

For help in verifying that you have the correct record entry, see Tip 5.

## **Step 3. Find the entries for each brother and sister of your ancestor.**

Once you have the entry for your ancestor, find the entries for your ancestor's brothers and sisters:

- Search the clerical survey entry of your ancestor's brothers and sisters, and note the number of years between the birth of each sibling. A child that was stillborn or that died at birth may not be listed on the family register.
- Information on additional marriages of the parents will usually be recorded on the same page.
- To make sure you have found entries of all the family members, search death records and christening records of surrounding parishes for any additional children.

For help in finding the entries for your ancestor's brothers and sisters, see Tip 4.

## **Step 4. Copy the information, and document your sources.**

If you can, photocopy the record. If you can't, be sure to copy all the information in the entry, including:

- All the people listed and their relationships to each other. (Remember, witnesses are often relatives.)
- All the dates in the entry and the events they pertain to. (Sometimes birth, marriage, and death information pertaining to the child or parents may be included. The minister may use abbreviations or symbols, such as f. for birth, g. for marriage, and d. or + for death.) Be sure to look for additional dates in the entry's margin.
- All the localities in the entry and who was from the places listed.

On the copy, document the source of the information. List:

- The type of source (a paper certificate, a microform, a book, an Internet site, etc.).
- All reference numbers for the source. Carefully record any microfilm, book, or certificate numbers or the name and Internet address of the site you used.

## **Step 5. Analyze the information you obtain from the christening record.**

To effectively use the information from the family register, ask yourself the following questions:

- Is this the register of my ancestral family? Because names are so common, you must be sure you have the correct family register entry.
- Did the minister identify both parents, and is the mother's maiden name given?
- Were additional event dates, such as emigration, etc., given.

After analyzing the information in the family register, verify the dates by looking up the actual entries in the parish register.

For help in using Clerical Surveys, see Tip 5.

---

## **Background**

---

Clerical surveys may go back to the 1500s, when they began during the time of the Reformation. Because of wars, natural disasters, and accidents, many churches were destroyed, along with all or part of their records. Very few church records go back before 1650 because of the Thirty Years' War (1618-1648). Clerical surveys were copied from the parish register and should be used as a guide to search the actual church records for the ancestors' christening, marriage, and burial information.

---

## **Tips**

---

### **Tip 1. How do I find the year my ancestor was christened?**

Use the clerical surveys (husforhorslangd) first as a guide to find the whole family. The clerical surveys list the parents, children, and sometimes grandparents. They often give dates of christening and, after 1800, dates of birth. To find clerical surveys in the Family History Library Catalog, look under **Place Search** and look for the parish. When you find the parish, look for the topic "Church Records." The clerical surveys will always be listed first in the contents of records.

### **Tip 2. How do I find the entry of my ancestor?**

Patronymics were used in Scandinavia by the farming and lower classes for centuries. Under the patronymic naming pattern, the suffix -sson was added to the father's given name to create a surname for the son. For example, Lars ANDERSSON's son Eric took the surname LARSSON. A daughter took her father's given name and added the suffix of -dotter. For example, Nils PERSSON's daughter Brita took the surname NILSDOTTER. Patronymics were in use until the later part of the nineteenth century.

For help with name variations, see the Names, Personal section of the *Swedish Research Outline*.

### **Tip 3. What if I can't read the record?**

Swedish church records were usually written in Swedish. Some Latin was used in records in the 1600s and 1700s. The language used in the record may also be affected by:

- The language of bordering countries.
- The use of Church Latin by the Swedish clergy.

Also, prior to 1900, records were written in Gothic script.

For publications that can help you read the languages and Gothic script, see the *Swedish Word List*, *Latin Word List*, and the "Handwriting" section of the *Germany Research Outline*.

### **Tip 4. How do I find the record for each brother and sister?**

Within the family, one or more children may have the same given name(s).

When more than one set of parents has the same given names and surnames (for example, two Anders Anderssons and Maria Kristina Nilsdotters), use the following identifiers and records to separate the families:

- The family's residence.
- The father's occupation.
- The witnesses or godparents.
- Other sources like census and probate records that list family members as a group.

### **Tip 5. How do I verify the clerical survey entry of my direct line ancestor?**

Often more than one family in a parish has the same family name. Because the same children's given names are used in every family, several children with the same given and family names could be christened within a few years of each other. To identify the correct direct line ancestor and his or her parents:

- Check 5 years on each side of the supposed christening year, and copy the entry of every child with the same given name and surname as the ancestor.
- If one or more entries exist, check church burial records to eliminate those entries of children that died before your ancestor.
- If burial records do not exist or you are not able to eliminate all of the possible entries, check marriage records to eliminate those who married someone other than your ancestor's spouse.
- If you still cannot eliminate 2 or more possibilities, trace all lines to see if they go back to a common ancestor. Then continue research back from the common ancestor.
- If you eliminate all the possibilities, check the surrounding parishes, and repeat the above process until you find the christening entry for your ancestor.

---

## Where to Find It

---

### Family History Centers

Many Family History Centers can borrow microfilm(s) of clerical survey records from the Family History Library. There is a small fee to have a microfilm loaned to a Family History Center. Family History Centers are located throughout the United States and other areas of the world. For the address of the Family History Center nearest you, see Family History Centers.

### Family History Library

The Family History Library has microfilmed many of the Swedish clerical survey records. There is no fee for using these microfilms in person.

You may request photocopies of the record from the library for a small fee. You will need to fill out a Request for Photocopies—Census Records, Books, Microfilm, or Microfiche form. The Family History Library microfilm number is available from the Family History Library Catalog. Send the form and the fee to the Family History Library.

See *Family History Library Services and Resources* for information about contacting or visiting the library.

### Parish Offices

If the Family History Library has not microfilmed the christening records for your locality, you will need to write to the Swedish parish office. For assistance in writing, please see the reference publication, *Cradled in Sweden*, Johansson, Carl-Erik. Logan, Utah: Everton Publishers, Inc., 1995. (FHL book 948.5 D27j.)





# FAMILYSEARCH™

## G U I D E

Family History Library • 35 North West Temple Street • Salt Lake City, UT 84150-3400 USA

---

## Sweden, Church Record Clerical Survey 1860-Present

### Introduction

Beginning in the 1500s, churches began keeping clerical survey records. The records may include birth, marriage, and death dates. Information found in a clerical survey depends on how detailed the minister made his record.

For more information on church clerical survey records, see Background.

### What You Are Looking For

The following information may be found in a clerical survey entry:

- The name of your ancestor, either as a parent or child.
- The names of your ancestor's siblings, parents, and grandparents.
- The date of your ancestor's birth.
- The place of your ancestor's birth.
- The occupation of your ancestor's father.
- The birth dates of your ancestor's siblings and parents.
- The date of your ancestor's marriage.
- The date of your ancestor's death.
- The death dates of your ancestor's siblings and parents.
- Information concerning emigration or other movements of the family.

---

## Steps

---

These 5 steps will guide you in finding your ancestor in Swedish church records.

Step 1. Find your ancestor's clerical survey.

To find the clerical surveys available at the library, look in the Family History Library Catalog. Go to **What to Do Next**, select the **Family History Library Catalog**, and click on the tab for **Town Records** to see if your ancestor's parish is listed.

If you don't know which parish your ancestor lived in, see the Swedish gazetteer *Svensk Ortförteckning*, mentioned in the Gazetteer section of the *Swedish Research Outline*.

When looking for your ancestor's clerical survey entry, remember:

- Clerical surveys may or may not be arranged alphabetically.
- Beginning in 1808, christening records often include the volume and page number where that child's clerical survey can be found in the clerical survey records.
- Clerical surveys may give references to previous places of residence and records.

For helps in finding the year, see Tip 1.

## **Step 2. Find the entry for your ancestor.**

Look for the last name of your ancestor, which is often clearly written and underlined at the top of the page.

If you do not know the names of your ancestor's parents, you may have to check further to make sure you find the correct entry:

- Find the entries for all the children with the same given name(s) as your ancestor. Start with the year you think your ancestor was born. Then check the entries for five years before and five years after. You may find several entries for children with the same name but with different parents.
- Eliminate the entries that contradict what you know about your ancestor. Check death dates to see if any of the children died before your ancestor did. Check marriage dates to see if any of the children married someone other than your ancestor's spouse (but remember that your ancestor may have married more than once).
- Try to make sure the christening date is of your direct line ancestor. Because names are so common, you must be sure you have the correct entry.

For more help in finding the record entry, see Tip 2.

For help in reading the record entry, see Tip 3.

For help in verifying that you have the correct record entry, see Tip 5.

## **Step 3. Find the entries for each brother and sister of your ancestor.**

Once you have the entry for your ancestor, find the entries for your ancestor's brothers and sisters:

- Search the clerical survey entry of your ancestor's brothers and sisters, and note the number of years between the birth of each sibling. A child that was stillborn or that died at birth may not be listed on the family register.
- Information on additional marriages of the parents will usually be recorded on the same page.
- To make sure you have found entries of all the family members, search death records and christening records of surrounding parishes for any additional children.

For help in finding the entries for your ancestor's brothers and sisters, see Tip 4.

## **Step 4. Copy the information, and document your sources.**

If you can, photocopy the record. If you can't, be sure to copy all the information in the entry, including:

- All the people listed and their relationships to each other. (Remember, witnesses are often relatives.)
- All the dates in the entry and the events they pertain to. (Sometimes birth, marriage, and death information pertaining to the child or parents may be included. The minister may use abbreviations or symbols, such as f. for birth, g. for marriage, and d. or + for death.) Be sure to look for additional dates in the entry's margin.
- All the localities in the entry and who was from the places listed.

On the copy, document the source of the information. List:

- The type of source (a paper certificate, a microform, a book, an Internet site, etc.).
- All reference numbers for the source. Carefully record any microfilm, book, or certificate numbers or the name and Internet address of the site you used.

## **Step 5. Analyze the information you obtain from the christening record.**

To effectively use the information from the family register, ask yourself the following questions:

- Is this the register of my ancestral family? Because names are so common, you must be sure you have the correct family register entry.
- Did the minister identify both parents, and is the mother's maiden name given?
- Were additional event dates, such as emigration, etc., given.

After analyzing the information in the family register, verify the dates by looking up the actual entries in the parish register.

For help in using Clerical Surveys, see Tip 5.

---

## **Background**

---

Clerical surveys may go back to the 1500s, when they began during the time of the Reformation. Because of wars, natural disasters, and accidents, many churches were destroyed, along with all or part of their records. Very few church records go back before 1650 because of the Thirty Years' War (1618-1648). Clerical surveys were copied from the parish register and should be used as a guide to search the actual church records for your ancestors' christening, marriage, and burial information.

---

## **Tips**

---

### **Tip 1. How do I find the year my ancestor was christened?**

Use the clerical surveys (husforhorslangd) first as a guide to find the whole family. The clerical surveys list the parents, children, and sometimes grandparents. They often give dates of christening and, after 1800, dates of birth. To find clerical surveys in the Family History Library Catalog, search under "locality," and look for the parish. When you find the parish, look for the topic "Church Records." The clerical surveys will always be listed first in the contents of records.

### **Tip 2. How do I find the entry of my ancestor?**

Patronymics were used in Scandinavia by the farming and lower classes for centuries. Under the patronymic naming pattern, the suffix -sson was added to the father's given name to create a surname for the son. For example, Lars ANDERSSON's son Eric took the surname LARSSON. A daughter took her father's given name and added the suffix of -dotter. For example, Nils PERSSON's daughter Brita took the surname NILSDOTTER. Patronymics were in use until the later part of the nineteenth century.

For help with name variations, see the Names, Personal section of the *Swedish Research Outline*.

### **Tip 3. What if I can't read the record?**

Swedish church records were usually written in Swedish. Some Latin was used in records in the 1600s and 1700s. The language used in the record may also be affected by:

- The language of bordering countries.
- The use of Church Latin by the Swedish clergy.

Also, prior to 1900, records were written in Gothic script.

For publications that can help you read the languages and Gothic script, see the *Swedish Word List*, *Latin Word List*, and the "Handwriting" section of the *Germany Research Outline*.

### **Tip 4. How do I find the record for each brother and sister?**

Within the family, one or more children may have the same given name(s).

When more than one set of parents has the same given names and surnames (for example, two Anders Anderssons and Maria Kristina Nilsdotters), use the following identifiers and records to separate the families:

- The family's residence.
- The father's occupation.
- The witnesses or godparents.
- Other sources like census and probate records that list family members as a group.

### **Tip 5. How do I verify the clerical survey entry of my direct line ancestor?**

Often more than one family in a parish has the same family name. Because the same children's given names are used in every family, several children with the same given and family names could be christened within a few years of each other. To identify the correct direct line ancestor and his or her parents:

- Check 5 years on each side of the supposed christening year, and copy the entry of every child with the same given name and surname as the ancestor.
- If one or more entries exist, check church burial records to eliminate those entries of children that died before your ancestor.
- If burial records do not exist or you are not able to eliminate all of the possible entries, check marriage records to eliminate those who married someone other than your ancestor's spouse.
- If you still cannot eliminate 2 or more possibilities, trace all lines to see if they go back to a common ancestor. Then continue research back from the common ancestor.
- If you eliminate all the possibilities, check the surrounding parishes, and repeat the above process until you find the christening entry for your ancestor.

---

## Where to Find It

---

### Family History Centers

Many Family History Centers can borrow microfilm(s) of clerical survey records from the Family History Library. There is a small fee to have a microfilm loaned to a Family History Center. Family History Centers are located throughout the United States and other areas of the world. For the address of the Family History Center nearest you, see Family History Centers.

### Family History Library

The Family History Library has microfilmed many of the Swedish clerical survey records. There is no fee for using these microfilms in person.

You may request photocopies of the record from the library for a small fee. You will need to fill out a Request for Photocopies—Census Records, Books, Microfilm, or Microfiche form. The Family History Library microfilm number is available from the Family History Library Catalog. Send the form and the fee to the Family History Library.

See *Family History Library Services and Resources* for information about contacting or visiting the library.

### Parish Offices

If the Family History Library has not microfilmed the christening records for your locality, you will need to write to the Swedish parish office. For assistance in writing, please see the reference publication, *Cradled in Sweden*, Johansson, Carl-Erik. Logan, Utah: Everton Publishers, Inc., 1995. (FHL book 948.5 D27j.)



# FAMILYSEARCH™

## G U I D E

Family History Library • 35 North West Temple Street • Salt Lake City, UT 84150-3400 USA

---

## Sweden, Church Record Marriage 1500-1859

### Introduction

Beginning in 1686, the Swedish Lutheran Church was required by law to keep marriage records. After 1800, the records may include ages. Information found in a marriage record depends on how detailed the minister made his record.

For more information on church marriage records, see Background.

### What You Are Looking For

The following information may be found in a marriage entry:

- The names of your ancestors.
- The date of your ancestors' marriage.
- The names of your ancestors' parents (usually only the fathers are listed).
- The names of the witnesses or sponsors.
- The ages of the couple at the time of marriage.
- The place of residence of the couple at marriage.
- The date of the marriage proclamations or banns.

---

## Steps

---

These 4 steps will guide you in finding your ancestor in Swedish church records.

### Step 1. Find the year of your ancestor's marriage record.

To find the marriage records available at the library, look in the Family History Library Catalog. Go to **What to Do Next**, select the **Family History Library Catalog**, and click on the tab for **Town Records** to see if your ancestor's parish is listed.

If you don't know which parish your ancestor lived in, see the Swedish gazetteer *Svensk Ortförteckning*, mentioned in the Gazetteer section of the *Swedish Research Outline*.

When looking for your ancestor's marriage record, remember:

- Marriage records are arranged chronologically.
- Marriage records may be intermixed with christening or burial records.

For helps in finding the year, see Tip 1.

## Step 2. Find the entry for your ancestor.

Look for the last names, which are often clearly written and underlined; then look for the given names.

You may have to check further to make sure you find the correct entry:

- If the entry gives the ages of the bride and groom, they should be compatible with their ages at death or on census or other records.

For more help in finding the record entry, see Tip 2.

For help in reading the record entry, see Tip 3.

For help in verifying that you have the correct record entry, see Tip 4.

## Step 3. Copy the information, and document your sources.

If you can, photocopy the record. If you can't, be sure to copy all the information in the entry, including:

- All the people listed and their relationships to each other. (Remember, witnesses or sponsors are often relatives.)
- All the dates in the entry and the events they pertain to. (Sometimes birth, marriage, and death information pertaining to the child or parents may be included. The minister may use abbreviations or symbols, such as f. for birth, g. for marriage, and d. or + for death.) Be sure to look for additional dates in the entry's margin.

On the copy, document the source of the information. List:

- The type of source (a paper certificate, a microform, a book, an Internet site, etc.).
- All reference numbers for the source. Carefully record any microfilm, book, or certificate numbers or the name and Internet address of the site you used.

## Step 4. Analyze the information you obtain from the marriage record.

To effectively use the information from the marriage record, ask yourself the following questions:

- Is this the marriage entry of my direct line ancestors? Because names are so common, you must be sure you have the correct record.
- Were additional event dates, such as baptism, death, etc., given in the entry's margin? (The minister may use symbols, such as \* for birth, oo for marriage, and + for death.)

For help in verifying that you have the correct record entry, see Tip 4.

---

## Background

Marriage records go back to 1686 when the law for record keeping was passed by the Swedish parliament. Because of wars, natural disasters, and accidents, many churches were destroyed, along with all or part of their records. Very few church records go back before 1650 because of the Thirty Years' War (1618-1648).

---

## Tips

---

### Tip 1. How do I find the year my ancestor was married?

Use the clerical surveys (husforhorslangd) first as a guide to find the whole family. The clerical surveys list the parents, children, and sometimes grandparents. They often give dates of marriage. To find clerical surveys in the Family History Library Catalog, search under "locality," and look for the parish. When you find the parish, look for the topic "Church Records." The clerical surveys will always be listed first in the contents of records.

### Tip 2. How do I find the entry of my ancestor?

Patronymics were used in Scandinavia by the farming and lower classes for centuries. Under the patronymic naming pattern, the suffix -sson was added to the father's given name to create a surname for the son. For example, Lars ANDERSSON's son Eric took the surname LARSSON. A daughter took her father's given name and added the suffix of -dotter. For example, Nils PERSSON's daughter Brita took the surname NILSDOTTER. Patronymics were in use until the later part of the nineteenth century.

For help with name variations, see the "Names, Personal" section of the *Swedish Research Outline*.

### Tip 3. What if I can't read the record?

Swedish church records were usually written in Swedish. Some Latin was used in records in the 1600s and 1700s. The language used in the record may also be affected by:

- The language of bordering countries.
- The use of Church Latin by the Swedish clergy.

Also, prior to 1900, records were written in Gothic script.

For publications that can help you read the languages and Gothic script, see the *Swedish Word List*, *Latin Word List*, and the "Handwriting" section of the *Germany Research Outline*.

### Tip 4. How do I verify the marriage of my direct line ancestor?

Remember, within the parish, one or more couples may have the same given names and surnames.

When more than one set of couples has the same given names and surnames (for example two Hans Jensens with wife Maren), use the following identifiers and records to separate the couples:

- The place of residence of the bride and groom.
- The husband's occupation.
- The witnesses or sponsors.
- Other sources like church census (husforhorslangd) and probate records that list family members as a group.



---

## Where to Find It

---

### Family History Centers

Many Family History Centers can borrow microfilms of marriage records from the Family History Library. There is a small fee to have a microfilm loaned to a Family History Center. Family History Centers are located throughout the United States and other areas of the world. For the address of the Family History Center nearest you, see Family History Centers.

### Family History Library

The Family History Library has microfilmed many of the Swedish marriage records. There is no fee for using these microfilms in person.

You may request photocopies of the record from the library for a small fee. You will need to fill out a Request for Photocopies—Census Records, Books, Microfilm, or Microfiche form. The Family History Library microfilm number is available from the Family History Library Catalog. Send the form and the fee to the Family History Library.

See *Family History Library Services and Resources* for information about contacting or visiting the library.

### Parish Offices

If the Family History Library has not microfilmed the marriage records for your locality, you will need to write to the Swedish parish office. For assistance in writing, please see the reference publication, *Cradled in Sweden*, Johansson, Carl-Erik. Logan, Utah: Everton Publishers, Inc., 1995. (FHL book 948.5 D27j.)



# FAMILYSEARCH™

## G U I D E

Family History Library • 35 North West Temple Street • Salt Lake City, UT 84150-3400 USA

---

## Sweden, Church Record Marriage 1860-Present

### Introduction

Beginning in 1686, the Swedish Lutheran Church was required by law to keep marriage records. After 1800, the records may include ages. Information found in a marriage record depends on how detailed the minister made his record.

For more information on church marriage records, see Background.

### What You Are Looking For

The following information may be found in a marriage entry:

- The names of your ancestors.
- The date of your ancestors' marriage.
- The names of your ancestors' parents (usually only the fathers are listed).
- The names of the witnesses or sponsors.
- The ages of the couple at the time of marriage.
- The residences of the bride and groom.
- The date of the marriage proclamations or banns.

---

## Steps

---

These 4 steps will guide you in finding your ancestor in Swedish church records.

### Step 1. Find the year of your ancestor's marriage record.

To find the marriage records available at the library, look in the Family History Library Catalog. Go to **What to Do Next**, select the **Family History Library Catalog**, and click on the tab for **Town Records** to see if your ancestor's parish is listed.

If you don't know which parish your ancestor lived in, see the Swedish gazetteer *Svensk Ortforteckning*, mentioned in the "Gazetteer" section of the *Swedish Research Outline*.

When looking for your ancestor's marriage record, remember:

- Marriage records are arranged chronologically.
- Marriage records may be intermixed with christening or burial records.

For helps in finding the year, see Tip 1.

## Step 2. Find the entry for your ancestor.

Look for the last names, which are often clearly written and underlined; then look for the given names.

You may have to check further to make sure you find the correct entry:

- If the entry gives the ages of the bride and groom, they should be compatible with their ages at death or on census or other records.

For more help in finding the record entry, see Tip 2.

For help in reading the record entry, see Tip 3.

For help in verifying that you have the correct record entry, see Tip 4.

## Step 3. Copy the information, and document your sources.

If you can, photocopy the record. If you can't, be sure to copy all the information in the entry, including:

- All the people listed and their relationships to each other. (Remember, witnesses or sponsors are often relatives.)
- All the dates in the entry and the events they pertain to. (Sometimes birth, marriage, and death information pertaining to the child or parents may be included. The minister may use abbreviations or symbols such as f. for birth, g. for marriage, and d. or + for death.) Be sure to look for additional dates in the entry's margin.

On the copy, document the source of the information. List:

- The type of source (a paper certificate, a microform, a book, an Internet site, etc.).
- All reference numbers for the source. Carefully record any microfilm, book, or certificate numbers or the name and Internet address of the site you used.

## Step 4. Analyze the information you obtain from the marriage record.

To effectively use the information from the marriage record, ask yourself the following questions:

- Is this the marriage entry of my direct line ancestors? Because names are so common, you must be sure you have the correct record.
- Were additional event dates, such as baptism, death, etc., given in the entry's margin? (The minister may use symbols such as \* for birth, oo for marriage, and + for death.)

For help in verifying that you have the correct record entry, see Tip 4.

---

## Background

---

Marriage records go back to 1686 when the law for record keeping was passed by the Swedish parliament. Because of wars, natural disasters, and accidents, many churches were destroyed along with all or part of their records. Very few church records go back before 1650 because of the Thirty Years' War (1618-1648).

---

## Tips

---

### Tip 1. How do I find the year my ancestor was married?

Use the clerical surveys (husforhorslangd) first as a guide to find the whole family. The clerical surveys list the parents, children, and sometimes grandparents. They often give dates of marriage. To find clerical surveys in the Family History Library Catalog, search under "locality," and look for the parish. When you find the parish, look for the topic "Church Records." The clerical surveys will always be listed first in the contents of records.

### Tip 2. How do I find the entry of my ancestor?

Patronymics were used in Scandinavia by the farming and lower classes for centuries. Under the patronymic naming pattern, the suffix -sson was added to the father's given name to create a surname for the son. For example, Lars ANDERSSON's son Eric took the surname LARSSON. A daughter took her father's given name and added the suffix of -dotter. For example, Nils PERSSON's daughter Brita took the surname NILSDOTTER. Patronymics were in use until the later part of the nineteenth century.

For help with name variations, see the "Names, Personal" section of the *Swedish Research Outline*.

### Tip 3. What if I can't read the record?

Swedish church records were usually written in Swedish. Some Latin was used in records in the 1600s and 1700s. The language used in the record may also be affected by:

- The language of bordering countries.
- The use of Church Latin by the Swedish clergy.

Also, prior to 1900, records were written in Gothic script.

For publications that can help you read the languages and Gothic script, see the *Swedish Word List*, *Latin Word List*, and the "Handwriting" section of the *Germany Research Outline*.

### Tip 4. How do I verify the marriage of my direct line ancestor?

Remember, within the parish, one or more couples may have the same given names and surnames.

When more than one set of couples has the same given names and surnames (for example two Hans Jensens with wife Maren), use the following identifiers and records to separate the families:

- The place of residence of the bride and groom.
- The husband's occupation.
- The witnesses or sponsors.
- Other sources like church census (husforhorslangd) and probate records that list family members as a group.

---

## Where to Find It

---

### Family History Centers

Many Family History Centers can borrow microfilms of marriage records from the Family History Library. There is a small fee to have a microfilm loaned to a Family History Center. Family History Centers are located throughout the United States and other areas of the world. For the address of the Family History Center nearest you, see Family History Centers.

### Family History Library

The Family History Library has microfilmed many of the Swedish marriage records. There is no fee for using these microfilms in person.

You may request photocopies of the record from the library for a small fee. You will need to fill out a Request for Photocopies—Census Records, Books, Microfilm, or Microfiche form. The Family History Library microfilm number is available from the Family History Library Catalog. Send the form and the fee to the Family History Library.

See *Family History Library Services and Resources* for information about contacting or visiting the library.

### Parish Offices

If the Family History Library has not microfilmed the marriage records for your locality, you will need to write to the Swedish parish office. For assistance in writing, please see the reference publication, *Cradled in Sweden*, Johansson, Carl-Erik. Logan, Utah: Everton Publishers, Inc., 1995. (FHL book 948.5 D27j.)



Husförhörslängd (Clerical Survey Record)

Boställe	Född	Ort	Gift	Ankom		Läser Uti Bok	Utantill	Ann	Bort Flyttad
				År	Ifrån				
Place of Residence	Born	Place	Married	Arrived Year	From	Reads	Can recite catechisms etc.	Re- marks	Moving To

Utflyttade (Outgoing List)

Månad	Dag	No.	Personens Namn	Hvarifrån	Hvarthän
Month	Day	Seq.	Persons Name	Moving From	Moving To

Inflyttade (Incoming List)

Månad	Dag	No	Personens Namn	Hvarifrån	Hvarthän
Month	Day	Seq.	Persons Name	Moving From	Moving To

Utdrag Ur

Års Vigselbok För

Församling

Extract From

Years Marriage Record For

Parish

Års Nummer	Vigseln		De Sammanvigdes Namn, Yrke Och Hemvist	Födelse Ar		Hvilket Gifte	Anteckningar
	Ar Och Manad	Dag		M	Q		
Sequ.	Marriage Year & Month		Names of Bridal Couple, Occupations and Place of Residency	Year of Birth		First, Second, Third, Marriage etc.	Remarks
		Day		M	F		

Utdrag Ur

Års Död Bok För

Församling

Extract From

Years Death Record For

Parish

Års Nummer	Döds		De Aflidnes Name, Yrke Och Hemvist	Ålder Vid Döden		Civil Stand			Döds-Orsak	Anteckningar
	Ar och Manad	Dag		Ar	Dag	Ej Gifte	Gifte	Enka		
						M	Q	M	Q	
Sequ.	Death Year & Month		Deceased's name Occupation and Place of Residency	Age at Death		Marital Status			Cause of Death	Remarks
		Day		Year	Month	Day	Not marr.	Marr.		
						M	F	M	F	



## Swedish Parish Registers

In 1686 the law was passed that started record keeping in Sweden. Below are samples of entries used over a number of years. Since no printed forms were developed until very late, each parish minister designed his own.

### Födde och Döpte (Birth and Christening Record)

Nam Net	Född		Döpte		Föräldrarne Och Deras Hemvist	Faddrarne Och Deras Hemvist
	Månad	Dag	Månad	Dag		
Child Name	Born		Baptism		The Parents names and residence	The witnesses names and residence
	Month	Day	Month	Day		

### Vigde (Marriage Record)

Vigsel Datum	Brudfolkens Namn	Ålder	Föräldrarnes Namn	Stånd Och Hemvist	Morgon Gava
Marriage Date	Name of Bride- groom and Bride	Age	The Parents Names	Rank and Residence	Dowry

### Döde och Begravde (Death and Burial Record)

Döds Datum	Begravnings Datum	Namn	Hem Vist	Ålder	Döds Orsak
Death Date	Burial Date	Name	Residence	Age	Death Reason



# FAMILYSEARCH™

## G U I D E

Family History Library • 35 North West Temple Street • Salt Lake City, UT 84150-3400 USA

---

## Sweden, Civil Registration Birth 1860-Present

### Introduction

Beginning in 1860, the government required civil registrars to keep civil birth records. Information found in a civil birth entry depends on how detailed the civil registrar made his record.

For more information on civil registry birth records, see Background.

### What You Are Looking For

The following information may be found in a civil birth entry:

- The name of your ancestor.
- The name of your ancestor's parents.
- The date of your ancestor's birth.
- The place of your ancestor's birth.
- The residence of the parents.
- The occupation of the father.
- Whether your ancestor was of legitimate or illegitimate birth.

---

## Steps

---

These 5 steps will guide you in finding your ancestor in Swedish civil registry records.

### Step 1. Find the year of your ancestor's birth record.

To find the birth records available at the library, look in the Family History Library Catalog. Go to **What to Do Next**, select the **Family History Library Catalog**, and click on the tab for **County Records** and look for the subject heading Civil Registration. The civil births will be listed in chronological sequence beginning in 1860 and continuing to 1920. One year of births will be found per microfilm roll. For civil birth records after 1900, it is possible to find more than one year of births on a microfilm roll. Check the Family History Library Center heading carefully so you can determine the correct film number for the desired year.

If you don't know which county your ancestor lived in, you will need to determine it. Do this by looking through sources such as a marriage certificate, a death certificate, a naturalization record, a newspaper obituary, a family Bible, etc. If none of these sources exist, you can learn the name of the the ancestor's last residence in Sweden by finding the ancestor in the 1900, 1910, or 1920 U.S. census, determining the year of emigration, and then checking the Goteborg or Malmo Emigration Records. For a complete listing of all Swedish counties, see the Swedish gazetteer "*Svensk Ortforteckning*," mentioned in the Gazetteer section of the *Swedish Research Outline*.

When looking for your ancestor's civil birth record, remember:

- Birth records are arranged chronologically.
- Birth records may be included with marriage or death records.
- Birth entries of illegitimate children may be listed separately at the end of each parish's entries.

For help in finding the year, see Tip 1.

## **Step 2. Find the entry for your ancestor.**

Look for the given name of your ancestor, which is often clearly written and underlined.

If you do not know the names of your ancestor's parents, you may have to check further to make sure you find the correct entry:

- Find the entries for all the children with the same given name(s) as your ancestor. Start with the year you think your ancestor was born. Then check the entries for five years before and five years after. You may find several entries for children with the same name but with different parents.
- Eliminate the entries that contradict what you know about your ancestor. Check death records to see if any of the children died before your ancestor did. Check marriage records to see if any of the children married someone other than your ancestor's spouse (but remember that your ancestor may have married more than once).
- Try to make sure the civil birth entry is of your direct-line ancestor. Because names are so common, you must be sure you have the correct entry.

For more help in finding the record entry, see Tip 2.

For help in reading the record entry, see Tip 3.

For help in verifying that you have the correct record entry, see Tip 5.

## **Step 3. Find the entries for each brother and sister of your ancestor.**

Once you have the entry for your ancestor, find the entries for your ancestor's brothers and sisters:

- Search the civil birth records for entries of your ancestor's brothers and sisters.
- Search local death records or the civil birth records from surrounding parishes, especially if gaps of 3 or more years exist between the birth of siblings. Gaps of 3 or more years may indicate there was another child.
- To make sure you have found entries for all the family members, search death records and civil birth records of surrounding parishes for any additional children.
- Search for children born before the parents' marriage. In civil birth records for illegitimate children, the mother's name is often the only parent's name which appears. Children may have been born under the mother's maiden name. Often the father's name is not given or the word "okande" (unknown) is written in place of the father's name.

For help in finding the entries for the ancestor's brothers and sisters, see Tip 4.

## Step 4. Copy the information, and document your sources.

If you can, photocopy the record. If you can't, be sure to copy all the information in the entry, including:

- All the people listed and their relationships to each other. (Remember, witnesses are often relatives.)
- All the dates in the entry and the events they pertain to. (Sometimes birth, marriage, and death information pertaining to the child or parents may be included. The civil registrar may use abbreviations or symbols such as f. for birth, g. for marriage, and d. or + for death.) Be sure to look for additional dates in the entry's margin.
- All the localities in the entry and who was from the places listed.

On the copy, document the source of the information. List:

- The type of source (a paper certificate, a microform, a book, an Internet site, and so forth).
- All reference numbers for the source. Carefully record any microfilm, book, or certificate numbers or the name and Internet address of the site you used.

## Step 5. Analyze the information you obtain from the birth record.

To effectively use the information from the civil birth record, ask yourself the following questions:

- Is this the civil birth entry of my direct-line ancestor? Because names are so common, you must be sure you have the correct record.
- Did the civil registrar identify both parents, and is the mother's maiden name given?
- Were additional event dates, such as marriage, death, etc., given in the entry's margin? (The civil registrar may use abbreviations or symbols such as f. for birth, g. for marriage, and d. or + for death.)
- Did more than 3 years pass since the birth of the last child? If so, another child may have been born in a neighboring parish.
- Did you search 5 years without finding any earlier birth entries of children? If you find no other entries, then begin looking for the parents' civil marriage record.
- Did the civil registrar identify the order and gender of the child being born, such as "the 5th child and 2nd son"?

For help in verifying that you have the correct record entry, see Tip 5.

---

## Background

---

Civil birth records go back to 1860 when the law for civil record keeping was passed. Because of wars, natural disasters, and accidents, some civil registries were destroyed along with all or part of their records.

---

## Tips

---

### Tip 1. How do I find the year my ancestor was born?

Use the clerical surveys (husforhorslangd) first as a guide to find the whole family. The clerical surveys list the parents, children, and sometimes grandparents. After 1800, they give dates of birth. To find clerical surveys in the Family History Library Catalog, search under "locality," and look for the parish. When you find the parish, look for the topic "Church Records." The clerical surveys will always be listed first in the contents of records.

### Tip 2. How do I find the entry of my ancestor?

Patronymics were used in Scandinavia by the farming and lower classes for centuries. Under the patronymic naming pattern, the suffix *-sson* was added to the father's given name to create a surname for the son. For example, Lars ANDERSSON's son Eric took the surname LARSSON. A daughter took her father's given name and added the suffix of *-dotter*. For example, Nils PERSSON's daughter Brita took the surname NILSDOTTER. Patronymics were in use until the later part of the nineteenth century.

For help with name variations, see the "Names, Personal" section of the *Swedish Research Outline*.

### Tip 3. What if I can't read the record?

Swedish civil registry records are written in Swedish. The language used in the record may also be affected by:

- The language of bordering countries.

Also, prior to 1900, records were written in Gothic script.

For publications that can help you read the languages and Gothic script, see the *Swedish Word List*, *Latin Word List*, and the "Handwriting" section of the *Germany Research Outline*.

### Tip 4. How do I find the record for each brother and sister?

Within the family, one or more children may have the same given name(s).

When more than one set of parents has the same given names and surnames (for example two Anders Anderssons and Maria Kristina Nilsdotters), use the following identifiers and records to separate the families:

- The family's residence.
- The father's occupation.
- The witnesses or godparents.
- Other sources, like census and probate records, that list family members as a group.

## Tip 5. How do I verify the birth of my direct-line ancestor?

Often more than one family in a civil register has the same family name. Because the same children's given names are used in every family, several children with the same given and family names could be christened within a few years of each other. To identify the correct direct-line ancestor and his or her parents:

- Check 5 years before and after the supposed birth year, and copy the entry of every child with the same given name and surname as the ancestor.
- If one or more entries exist, check civil registry death records to eliminate those entries of children that died before your ancestor.
- If civil death records do not exist or you are not able to eliminate all of the possible entries, check civil marriage records to eliminate those who married someone other than your ancestor's spouse.
- If you still cannot eliminate 2 or more possibilities, trace all lines to see if they go back to a common ancestor. Then continue research back from the common ancestor.
- If you eliminate all the possibilities, check the surrounding parishes, and repeat the above process until you find the birth entry for your ancestor.

---

## Where to Find It

---

### Family History Centers

Many Family History Centers can borrow microfilms of civil birth records from the Family History Library. There is a small fee to have a microfilm loaned to a Family History Center. Family History Centers are located throughout the United States and other areas of the world. For the address of the Family History Center nearest you, see Family History Centers in Family History Library Services and Resources.

### Family History Library

The Family History Library has microfilmed many of the Swedish civil birth records. There is no fee for using these microfilms in person.

You may request photocopies of the record from the library for a small fee. You will need to fill out a Request for Photocopies—Census Records, Books, Microfilm, or Microfiche form. The Family History Library microfilm number is available on the Family History Library Catalog. Send the form and the fee to the Family History Library.

See *Family History Library Services and Resources* for information about contacting or visiting the library.

### Parish Offices

If the Family History Library has not microfilmed the civil birth records for your locality, you will need to write to the Swedish parish office. For assistance in writing, please see the reference publication, *Cradled in Sweden*, Johansson, Carl-Erik. Logan, Utah: Everton Publishers, Inc., 1995. (FHL book 948.5 D27j.)



# FAMILYSEARCH™

## G U I D E

Family History Library • 35 North West Temple Street • Salt Lake City, UT 84150-3400 USA

---

## Sweden, Civil Registration Marriage 1860-Present

### Introduction

Beginning in 1860, the government required civil registrars to keep civil marriage records. Information found in a civil marriage entry depends on how detailed the civil registrar made his record.

For more information on civil registry birth records, see [Background](#).

### What You Are Looking For

The following information may be found in a civil marriage entry:

- The names of your ancestors.
- The date of your ancestors' marriage.
- The names of your ancestors' parents (usually only the fathers are listed).
- The ages of the couple at the time of marriage.
- The place of residence of the bride and groom at marriage.
- The occupation of the groom.
- The occupation of the fathers.
- Which marriage this is for the bride and groom, such as his first and her second, etc.

---

## Steps

---

These 4 steps will guide you in finding your ancestor in Swedish civil registry records.

### Step 1. Find the year of your ancestor's marriage record.

To find the marriage records available at the library, look in the Family History Library Catalog. Go to **What to Do Next**, select the **Family History Library Catalog**, and click on the tab for **County Records**, and look for the subject heading Civil Registration. The civil marriages will be listed in chronological sequence beginning in 1860 and continuing to 1920. One year of marriage is on each microfilm roll. For civil marriage records after 1900, you may find more than one year of marriages on a microfilm roll. Check the Family History Library Catalog heading carefully so you can determine the correct film number for the desired year.

If you don't know which county your ancestor lived in, you will need to determine it. Do this by looking through sources such as a birth certificate, a death certificate, a naturalization record, a newspaper obituary, a family Bible, etc. If none of these sources exists, you can learn the name of the ancestor's last residence in Sweden by finding the ancestor in the 1900, 1910, or 1920 U.S. census, determining the year of emigration, and then checking the Goteborg or Malmo Emigration Records. For a complete listing of all Swedish counties, see the Swedish gazetteer *Svensk Ortforteckning*, mentioned in the Gazetteer section of the *Swedish Research Outline*.

When looking for your ancestor's civil marriage record, remember:

- Marriage records are arranged chronologically.

For help in finding the year, see Tip 1.

## **Step 2. Find the entry for your ancestor.**

Look for the last names, which are often clearly written and underlined; then look for the given names.

You may have to check further to make sure you find the correct entry:

- If the entry gives the ages of the bride and groom, they should be compatible with their ages at death or on census or other records.

For more help in finding the record entry, see Tip 2.

For help in reading the record entry, see Tip 3.

For help in verifying that you have the correct record entry, see Tip 4.

## **Step 3. Copy the information, and document your sources.**

If you can, photocopy the record. If you can't, be sure to copy all the information in the entry, including:

- All the people listed and their relationships to each other. (Remember, witnesses are often relatives.)
- All the dates in the entry and the events they pertain to. (Sometimes birth, marriage, and death information pertaining to the child or parents may be included. The civil registrar may use abbreviations or symbols, such as f. for birth, g. for marriage, and d. or + for death.) Be sure to look for additional dates in the entry's margin.

On the copy, document the source of the information. List:

- The type of source (a paper certificate, a microform, a book, an Internet site, and so forth).
- All reference numbers for the source. Carefully record any microfilm, book, or certificate numbers or the name and Internet address of the site you used.

## **Step 4. Analyze the information you obtain from the marriage record.**

To effectively use the information from the civil marriage record, ask yourself the following questions:

- Is this the marriage entry of my direct line ancestors? Because names are so common, you must be sure you have the correct record.
- Were additional event dates, such as birth, death, etc., given in the entry's margin? (The civil registrar may use symbols such as \* for birth, oo for marriage, and + for death.)

For help in verifying that you have the correct record entry, see Tip 4.



---

## Background

---

Civil marriage records go back to 1860 when the practice of civil record keeping began. Because of wars, natural disasters, and accidents, some civil registries were destroyed, along with all or part of their records.

---

## Tips

---

### Tip 1. How do I find the year my ancestor was married?

Use the clerical surveys (husforhorslangd) first as a guide to find the whole family. The clerical surveys list the parents, children, and sometimes grandparents. After 1800, they give dates of marriage. To find clerical surveys in the Family History Library Catalog, search under "locality," and look for the parish. When you find the parish, look for the topic "Church Records." The clerical surveys will always be listed first in the contents of records.

### Tip 2. How do I find the entry of my ancestor?

Patronymics were used in Scandinavia by the farming and lower classes for centuries. Under the patronymic naming pattern, the suffix *-sson* was added to the father's given name to create a surname for the son. For example, Lars ANDERSSON's son Eric would be identified as Eric LARSSON. A daughter took her father's given name and added the suffix of *-dotter*. For example, Nils PERSSON's daughter Brita would be identified as Brita NILSDOTTER. Patronymics were in use until the later part of the nineteenth century.

For help with name variations, see the "Names, Personal" section of the *Swedish Research Outline*.

### Tip 3. What if I can't read the record?

Swedish civil registry records are written in Swedish. The language used in the record may also be affected by:

- The language of bordering countries.

Also, prior to 1900, records were written in Gothic script.

For publications that can help you read the languages and Gothic script, see the *Swedish Word List*, *Latin Word List*, and the "Handwriting" section of the *Germany Research Outline*.

### Tip 4. How do I verify the marriage of my direct-line ancestor?

Often more than one person in a civil register has the same name. Because of the commonness of names, couples with similar names could be married within a few years of each other. To identify the correct direct-line ancestors:

- Check 5 years before or after the year in which the marriage is believed to have taken place.
- If one or more entries exist, check the parish clerical survey (husforhorslangd) to see if the next generation direct-line ancestor is eventually recorded with this couple.
- If you eliminate all the possibilities, check the surrounding civil registries, and repeat the above process until you find the marriage entry for your ancestors.

---

## Where to Find It

---

### Family History Centers

Many Family History Centers can borrow microfilms of civil marriage records from the Family History Library. There is a small fee to have a microfilm loaned to a Family History Center. Family History Centers are located throughout the United States and other areas of the world. For the address of the Family History Center nearest you, see Family History Centers.

### Family History Library

The Family History Library has microfilmed many of the Swedish civil marriage records. There is no fee for using these microfilms in person.

You may request photocopies of the record from the library for a small fee. You will need to fill out a Request for Photocopies—Census Records, Books, Microfilm, or Microfiche form. The Family History Library microfilm number is available on the Family History Library Catalog. Send the form and the fee to the Family History Library.

See *Family History Library Services and Resources* for information about contacting or visiting the library.

### Parish Offices

If the Family History Library has not microfilmed the civil marriage records for your locality, you will need to write to the Swedish parish office. For assistance in writing, please see the reference publication, *Cradled in Sweden*, Johansson, Carl-Erik. Logan, Utah: Everton Publishers, Inc., 1995. (FHL book 948.5 D27j.)

(From: Genealogical Journal, December 1973)

## A GENEALOGICAL HISTORY OF SWEDEN

Lee Anne Walker<sup>1</sup>

### *Philosophy of Genealogical History*

The history of Sweden, with its old Vikings and new wealth, has a universal appeal. The genealogist, however, has a special interest in history and a specific interest. The records of genealogical value do not go back to Viking times but only to about 1600, so the genealogist focuses his study of Swedish history since 1600. Similarly, most genealogical research does not begin at the present but instead several generations back, so the genealogist does not study the history of the current century. Thus, only about three hundred years of Swedish history are of real concern to the genealogist, but a knowledge of the events between 1600 and 1900 are of great importance in doing responsible genealogical research.

As the genealogist studies history, its value becomes more and more obvious to him. Wars caused military records to be kept, caused men to die far from home, and caused church and government records to be burned. Economic difficulties led to emigration. Religious dissent led to the establishment of new churches and with them new records. These few examples illustrate the impact of history on those things significant to genealogical research.

Although genealogical research moves from the known to the unknown, hence typically from the recent into the more remote past, it is convenient for genealogists to study Swedish history from 1600 to 1900 rather than from 1900 to 1600. History occurred chronologically, and the public education system reinforces a facility to think of history chronologically. Some of the events of history could be studied from either end of the time line to equal advantage, but other things, as the establishment of the state church, effected an enduring circumstance in Swedish history which is not noted in the annals of each succeeding year but is understood with a knowledge of what went before.

The year 1600 having been chosen as the logical starting point for a genealogist's study of the history of Sweden, it is not

<sup>1</sup>Teaching Assistant in History, Brigham Young University; Accredited Scottish Researcher; B.A. in History and B.A. in Genealogy, from B.Y.U. Address: 537 E. 3650 N., Provo, Utah 84601. © copyright 1973

enough to note any significant events in that year. The general condition of the country needs to be understood to provide a context for the events which follow and to contrast with changes that occurred subsequently.

### *Sweden in 1600*

Sweden was in 1600 an independent country, having broken away from Danish control. Its borders were not identical with the present borders; certain areas in the south were still held by Denmark, and Finland was part of the Swedish Empire. Many Swedes had moved into Finland; there was at that time as in all periods movement across the borders of all the Scandinavian countries. The people of Scandinavia except the Finns are of Teutonic stock, and Sweden has never had an invasion or influx of people from beyond Scandinavia until the present century. The Lapps of the far north seem to have been no more a part of the Swedish community than their reindeer were.

There were in Sweden in 1600 about a million people, of which about ninety percent were peasant farmers. Perhaps a third of these were employed by the feudal nobility. There was a Parliament, or *Riksdag*, dating from 1435. In it were represented four groups: the royalty, the feudal land-owners, the clergy, and the peasants. There were also in the country some merchants and artisans, the nucleus of a future middle class. The Lutheran Church was the state church. The Vasa family was established on the throne of a war-like and warring nation moving into international relations beyond its own Scandinavian peninsula. A closer look at the various classes of the Swedish people illuminates the domestic condition of the country and will lead into a discussion of Sweden's role in international relations.

### *The Peasantry*

Most of the peasants were farmers. They faced a harsh climate. They raised oats, wheat, rye, barley, sugar beets, forage roots and hay as well as livestock. Being good farmers, they worked hard.

The women sheared sheep, spun and dyed the wool in vegetable colors, and then wove or knit clothing. The bright patterns worked into their clothes are still familiar in Sweden and famous in the world.

Girls filled hope chests with linen for a lifetime. The "big wash" custom, still practiced in some places in Sweden today, was common then, and so a lot of linen was needed. The women hauled the laundry to the nearest lake and washed only every six months!

The Swedes "invented" the log cabin, and they were the homes of the peasant farmers. In later times, they were planked over or frame houses built. Swedish farmhouses were typically red with white trim. Near the house grew neat vegetable gardens and some flowers.

The farmers were virtually self-sufficient. Those who owned their land were usually quite stable, but crofters and tenant-farmers were apt to drift from farm to farm.

The peasants used a patronymic naming system. Other classes usually had some other surname than a patronymic, and the nobility had surnames established by law. But the peasants typically added the suffixes "-son" or "-dotter" to their father's given name to form their surnames. Thus, the surname changed in each generation of a peasant family. When a name does not follow this patronymic system but is instead taken from parts of place names, it is an excellent indication of the birthplace or residence of the person.

The Enclosure Act of 1757 had an important effect on the peasant farmers. This act was passed at about the same time as a similar one in England. It provided that the old village commons be broken up and sold to private owners, and that the farmers could trade their small, scattered plots for one single piece of land of equal area. This was intended to make farming more efficient, as the farmers would waste much less time traveling. But it pulled apart the farm villages. Prior to this time the farmers did not live on any one of their plots but rather in villages, where they had neighbors and church and school nearby. The reform was usually not effected until about fifty years later, when it was made compulsory. And then many farmers deserted the farms entirely rather than living in the lonely forests on their farms.

#### *Other occupations of the low classes*

In Norrland, logging was combined with raising hay and fodder. Timber is one of Sweden's few resources. Trees grew over most of the country. Forestry laws date from the 16th century. The logs were cut in the winter and hauled over the snow to the rivers by horse teams. When the rivers melted, the logs floated to the port cities with their sawmills waiting. This procedure is still followed today.

Swedish iron and steel helped make the country a world power in the 1600s. Central Sweden has iron, and the forests provided charcoal for smelting. The genealogist finds many miners and steelmakers in the records of central Sweden. Of the Swedish steel industry, one source published in 1949 says:

It is a remarkable thing that such a modern industry as steel making should be based on a craft which has not changed since prehistoric days. Charcoal is still produced in the depth of the forests by individual burners. First they build the log pile, which has to be stacked with great care and the logs must be evenly dry. It is then covered with a layer of spruce twigs and another of earth to form a kiln. This means about a week's hard work. To start the fire burning evenly is quite an art, and to keep it going for three weeks without getting out of hand is no easier. It must be watched day and night. The work is not only exhausting but very dangerous. For the charcoal burner has to clamber all over the mound to fill in cracks which keep forming and if he steps

carelessly on a spot where the crust is thin, he is liable to disappear in the glowing embers beneath.

The only improvement which modern technique has been able to contribute to this ancient craft are prefabricated huts, which are gradually taking the place of the old rain-shelters made of branches and leaves.<sup>1</sup>

Sweden had sailors and fishermen to man her merchant fleets and to catch the favored crayfish. It would be expected that the genealogist would find people in this work living near water and moving along the coast rather than inland.

Sixty percent of the income of the poorer classes went for food. This very high proportion indicates a low standard of living, as there was so little left for other things. When the harvest was good, they ate a lot; and when the crops failed, they starved. The Swedes came to think of eating as a pleasure and a luxury, for in Sweden even farmers sometimes went hungry.

#### *Emigration*

The economic conditions that prevailed over the three centuries of interest make understandable the extent of emigration that occurred. Swedes were moving into Finland during the whole period, into the wilderness areas of the north in the 1700s and 1800s, and to the United States between about 1820 and 1900; over a million Swedes emigrated to the United States during that period. There was very little colonization in the European areas Sweden conquered during the various wars. Sweden founded a colony in North America on the Delaware River, and hundreds of Swedes emigrated there before the Dutch conquered it in 1655. From 1784 to 1878. Sweden had a colony on the island of St. Bartholomew in the West Indies.

From an early date Sweden required passports of those citizens traveling outside the country. There are lists kept on an annual basis between 1798 and 1851 which contain vital data emigrants gave in order to obtain passports. Beginning in 1851 the National Central Bureau of Statistics in Stockholm kept emigration records.

#### *Merchants and Artisans*

One group which immigrated to Sweden were artisans and merchants. Many craftsmen came to Sweden in the 1600s. Walloons came from Belgium and France to work in the developing iron industry. Tradesmen were often very mobile, but they tended to stay in cities. Some of the industrial cities were Stockholm, Goteborg, Malmo, Norrkoping, Halsingborg, Orebro, Boras, and Eskilstuna. These cities were mainly in southern and central Sweden. According to a research paper by the Genealogical Society:

<sup>1</sup>Frederick C. Nann, *The Land and People of Sweden* (New York: J. B. Lippincott Company, 1949), p. 93.

According to the law most crafts were performed in the cities, with exception to the few that were required in rural areas, and burghership in a city was a prerequisite to practice a trade. Trade guilds were organized which also included many of these foreign craftsmen. Records are available for some of these guilds from 1604 and for most of them from later years. They contain minutes, names of members, and those seeking membership. Sometimes certificates are found that were given to the guild officials as proof of age, parentage, and birthplace. Other important information can be found in the burghership records in the various city archives.<sup>2</sup>

### *The Church*

The Lutheran Church became the official church in Sweden in the 1500s. The transition from Catholicism to Lutheranism had been gradual, peaceful, and complete. Sweden's religious wars were fought on foreign soil.

The Lutheran Church has had and still has the job of creating and maintaining the nation's vital records. The oldest parish register dates from 1607; the various parishes began keeping records during the 1600s. In 1686 the king made it law for all parishes to keep records of baptisms, marriages, burials, persons moving in and out of the parish, those who attended communion, and those preparing for confirmation. In 1750 the Clerical Survey Records begin; this was a kind of running census, unique to Sweden, in which the parish clergy kept a fairly complete listing of all the inhabitants of the parish. From 1860 to 1949 abstracts of the parish registers and of the Clerical Surveys had to be sent to Stockholm. These abstracts do not contain as much as the originals, but they are of value if the originals were destroyed, as is the case in some of the parishes of Skane where there was war with the Danes.

In the 1800s there sprang up in Sweden dissenting churches. Although these churches may have kept records, it was still required by law for vital records of people belonging to dissenting churches to be recorded by the state church. The Mormons kept records in Sweden, and they encouraged emigration to Utah.

### *The Feudal Land-owners*

Sweden was late in creating a feudal system and discarded it earlier and more completely than other European states. However, during the 1600s about a third of the farmers were employed by the nobility. These peasants did not pay civil taxes and are not found in the civil records but appear in manorial land records. The nobles were not driven from their estates as in France. The House of Nobles, founded in 1626, has many documents of the nobility.

### *Kings and Wars*

The Vasa family was established on the throne in 1600. The Thirty Years War was fought between 1618 and 1648. Sweden

<sup>2</sup>*Social, Economic, Religious, and Historical Background of Sweden as It Affects Genealogical Research* (Salt Lake: Publishers Press, n.d.), n.p.

emerged from this war a great power and a champion of Protestantism. This war left Sweden in control of the mouths of all the rivers flowing into the Baltic; hence Sweden was a target for Russian, Polish, and East German expansionistic tendencies. The only records the Swedish kept in the conquered areas are those of the civil and military administrative authorities. New military records and census records came into being in Sweden as a response to the need to draft soldiers and levy taxes to fight the war.

By the treaty of Roskilde of 1688, Denmark ceded Blekinge, Skane, Halland, and Bohuslan; but Sweden soon lost these again.

The story of Karl XII of Sweden is fascinating. Denmark, Russia, and Poland combined against Sweden. The eighteen-year-old king led his army to a crushing victory over Denmark. He defeated Peter the Great at Narva. He vanquished the Poles and Saxons and continued on south. Overextended, he was defeated at Poltava in the Ukraine in 1709 and stopped in Turkey! His defeat was the end of Sweden's position as a great power, but he returned to Sweden and fought again, dying in a battle against the Norwegians.

The period between 1718 and 1768 is known as the "Era of Liberty." The country was ruled by parliamentary government. This government was torn by party strife. It was during this period that the Enclosure Act mentioned before was passed.

The years from 1768 to 1809 are known as the Gustavian Era. Finland was lost to Russia in 1808. Gustaf IV was deposed, ending absolute monarchy in Sweden.

The Swedes invited Napoleon's general to take the throne as Prince Bernadotte, and he managed Sweden's fortunes in the Napoleonic Wars in such a way that he achieved a union with Norway. This union lasted about a hundred years, until 1905, and left a continuing bond between the two countries.


The period between Napoleon's final defeat in 1815 and the outbreak of World War I in 1917 was a century of peace. Sweden withdrew from international affairs. The population, which had not grown appreciably during all the wars and the famine, plague, destruction, and dislocation that accompanies war, went up to four million. Industrialization began in earnest. Between 1865 and 1885, however, a half a million left for the United States, mostly from rural districts. Perhaps if industrialization had occurred sooner, these people would have gone from the country to the city instead of from the countryside right out of the country.

### *Conclusion*

This brief history of Sweden is essential background to a genealogist. It is only a beginning of the historical background a good genealogist would acquire. A background in genealogically-oriented history can be enriched by the many books on Swedish history available, and also by the practical measure of actually doing genealogical research. Not only does the knowledge of history make a genealogist more competent in his field, but it gives him a basis for greater empathy for the people in the records he searches and hence greater satisfaction from his work.

BROWN  
D  
14-15

**MICROFORMS - LEVEL 4**



**SOCIAL, ECONOMIC, RELIGIOUS  
AND HISTORICAL BACKGROUND OF SWEDEN  
AS IT AFFECTS GENEALOGICAL RESEARCH  
BY  
THE GENEALOGICAL SOCIETY**

Series D, No. 14

THE GENEALOGICAL SOCIETY OF THE CHURCH OF JESUS CHRIST OF LATTER-DAY SAINTS, INC.



## SOCIAL, ECONOMIC, RELIGIOUS AND HISTORICAL BACKGROUND OF SWEDEN AS IT AFFECTS GENEALOGICAL RESEARCH

Anyone whose ancestral roots are in Sweden has a good chance to extend his pedigree 300 years or more. This is possible because of the vast number of genealogical record sources preserved in that country that can be counted among the best in Scandinavia, and even of some other countries.<sup>1</sup>

However, before actual genealogical research is begun it is beneficial if some preliminary studying has been done to acquaint the researcher with the social and historical background of the area in which searches are to be made. Other important factors of which the researcher should be aware are topography and geography. In early times rivers and mountains presented natural barriers to travel, but they were not entirely prohibitive. Rivers provided unlimited avenues for travel in some areas and mountain passes allowed access from one valley to another.

### GEOGRAPHY

Geographically Sweden is comprised of three large regions, known as Norrland, Svealand, and Götaland. These regions are divided into smaller areas called *landskap* (provinces), which have no present administrative function. These *landskap* are made up of smaller civil administrative divisions known as *län* that are comparable to counties in the United States.

More than one or parts of more than one *län* (county) are found in a *landskap*. For instance, the *landskap* of Småland comprises the *län* of Kalmar, Jönköping, and Kronoberg, and the *landskap* of Uppland embraces all of Uppsala *län* and parts of Västmanland and Stockholm *län*. In some instances the *landskap* boundaries are identical with the borders of the *län*. Examples are Blekinge, Gotland, and Halland.

Familiarity with these two geographical terminologies and the differences in each is necessary to avoid confusion. For example, if an ancestor is said to have been born in Småland, and if the researcher knows that Småland is a *landskap* comprising three *län*, then he will realize that it will be necessary to narrow the search to one of the county designations in order to establish a more definite area of birth or residence for the ancestor.

From a more practical standpoint, however, it is essential that one knows the name of the parish within the *län* where the person for whom he is seeking was born or resided.

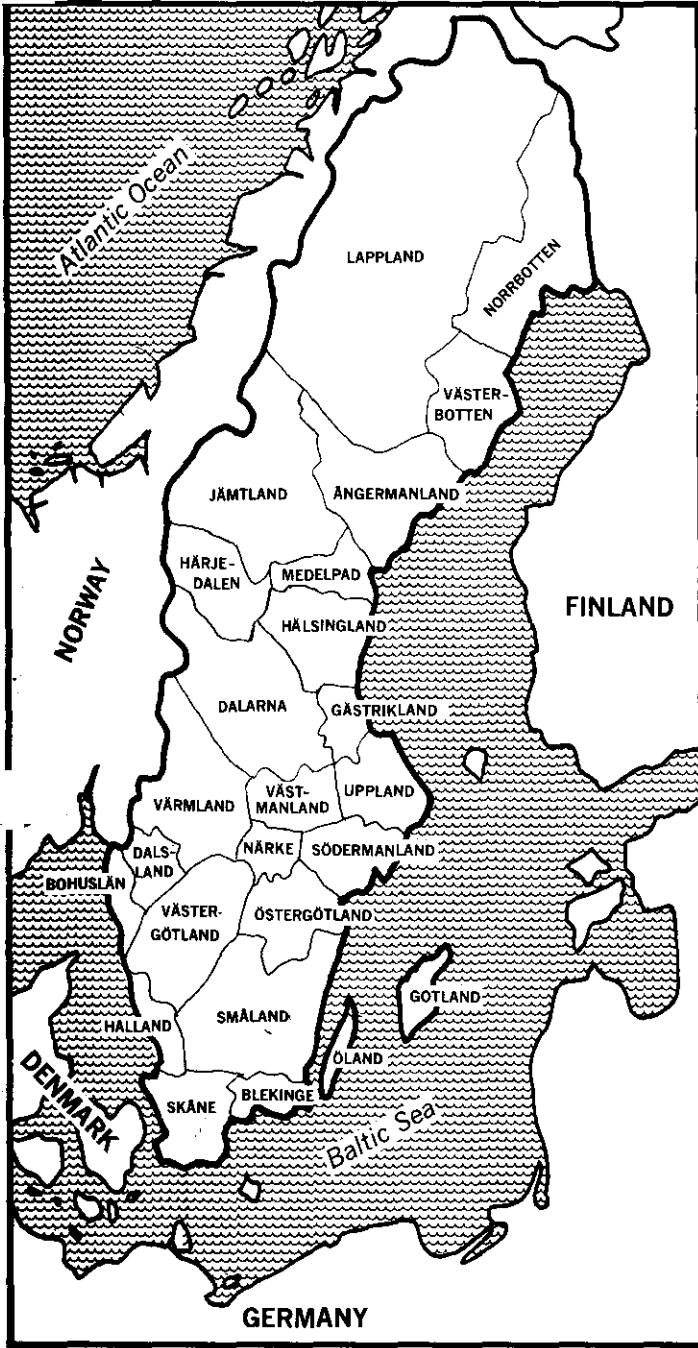
Each county is subdivided into smaller administrative units: *kommun* (commune or municipality) and *socken* (parish). The *kommun* is a civil administrative unit whereas the *socken* is ecclesiastical.

Sweden is divided into thirteen dioceses (*stift*), i.e., Uppsala, Skara, Växjö, Linköping, Strängnäs, Stockholm, Västerås, Lund, Göteborg, Karlstad, Härnösand, Luleå and Visby; each presided over by a bishop. Each diocese is subdivided into rural deaneries (*kontrakt*), each with a dean (*kontraktsprost*) at its head. Within each deanery are a number of smaller divisions called *pastorat* which contain one or more parishes (*socken*). The term *församling* is used synonymously with *socken*. However, in the early Lutheran Church records the three terms *pastorat*, *socken* and *församling* are used in referring to parishes. There is a rector or vicar (*kyrkoherde*) assigned to each *pastorat* who can have one or more curates (*komminister*) as assistants.

If a *pastorat* is made up of more than one parish it will consist of the mother parish and one or several annex parishes. In such cases it is well to remember that the records for the mother parish as well as for the annex parish(es) were usually kept by the same staff of clergy, and it is not uncommon to find entries

<sup>1</sup> See Series D, No. 3 of the Genealogical Society's research papers, *Major Genealogical Record Sources in Sweden*.





Map showing the landskap (provinces) of Sweden



Map showing the län (counties) of Sweden

for the annex parish(es) in the registers of the mother parish. It is therefore recommended that the inventory of the parish registers be checked before research is begun. This will show very quickly if any records for a particular parish are found in the records of another parish, and the period of time covered.<sup>2</sup>

It is in the records of the parish that the researcher finds the vital statistics that are required to prepare a complete family record: names, dates of birth and/or christening, place of residence within the parish, banns and marriages, deaths and burials, etc. Also included as part of the parish registers of Sweden are the series of records known as *husförhörslängder*; house examination rolls, or clerical survey records,<sup>3</sup> as they have been designated by the Genealogical Society.

### IMMIGRATION

As early as the Middle Ages tradesmen and merchants from Germany, France, England, Holland and other countries came to Sweden to seek employment and establish themselves in various areas of the country. Many foreigners affiliated themselves with the military organizations of the Swedish kings either as officers or mercenaries. Some Walloons<sup>4</sup> came to Sweden in the 1600s from Belgium and France to assist in the establishment of the iron industry. Their descendants are numerous in the regions of Östergötland, Uppland, Västmanland and other areas where ironworks are found. They were mainly Protestants, and were quickly assimilated into the Swedish community and Lutheran church.

In the 16th and 17th centuries and later, wilderness areas received an influx of homesteaders, some of whom were immigrants from Finland, Norway, Denmark, and the European continent. Many Finns settled in the far north and north-central regions of Sweden, especially in Norrbotten, Västerbotten, Ångermanland, Hälsingland, and parts of Värmland. Norwegians migrated into the *landskap* (provinces) of Härjedalen, Jämtland, Värmland, Dalsland and Bohuslän, and many Danes remained in the provinces of Skåne and Halland after their government ceded these regions to Sweden. There has been a constant exchange of inhabitants between the countries of the north.

### EMIGRATION

While immigration into Sweden has been on a limited basis, the emigration of Swedes to foreign countries has been extensive. After Finland was annexed to Sweden about 1249, many Swedish colonists settled there, although some had gone there much earlier. Through numerous wars and conquests, the borders of the Swedish kingdom spread beyond the Scandinavian Peninsula, but there was very little, if any, colonization in these areas. As these lands were relinquished to their former owners, the Swedes usually returned to Sweden proper.

The greatest era of Swedish emigration was the exodus to the United States that began about 1820, reached its peak in the 1800s, and deminished to a trickle by 1914. Over one-million Swedes emigrated during this period.

### DISSENTERS

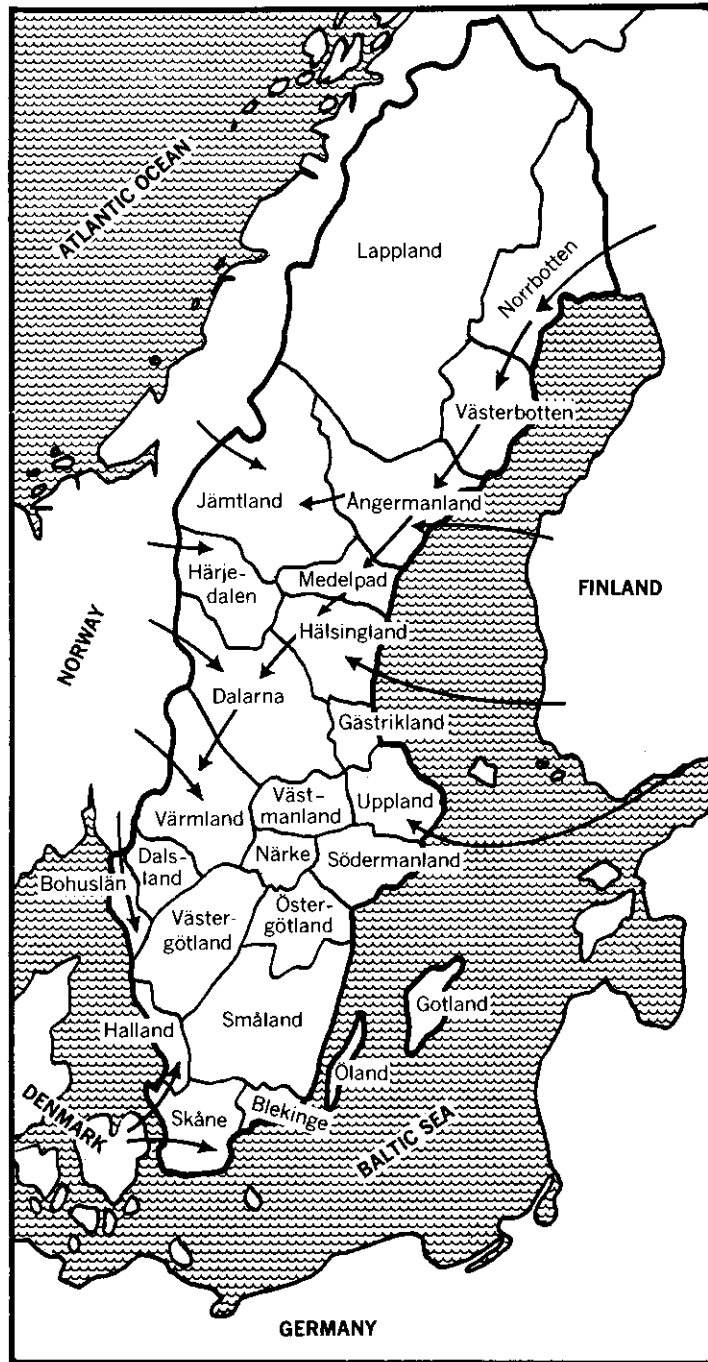
During the 1800s many religious denominations foreign to the Evangelical Lutheran Church, the state church of Sweden, found roots in Swedish soil, and their congregations sprang up in various parts of the country. The Mormons in particular encouraged emigration and thousands of Swedish adherents left their native land for the United States, specifically Utah and the western United States.<sup>5</sup> Some of these sects maintained their own church registers wherein vital statistics were recorded, but the law required that these events also be recorded in the registers of the state church.

<sup>2</sup> See Series D, No. 15 of the Genealogical Society's research papers, *The Church Records of Sweden*.

<sup>3</sup> See under that title, this paper.

<sup>4</sup> The Walloons are primarily of the Celtic or Alpine race. Thousands of them who were proficient as smiths were called to Sweden by Louis De Geer to man his factories in Finspång and Dannemora, from where they spread to other areas of the country.

<sup>5</sup> The records generated by the Mormon Church in Sweden prior to 1950 are found at the Church Historian's Office in Salt Lake City and are also on microfilm at the Genealogical Society Library.



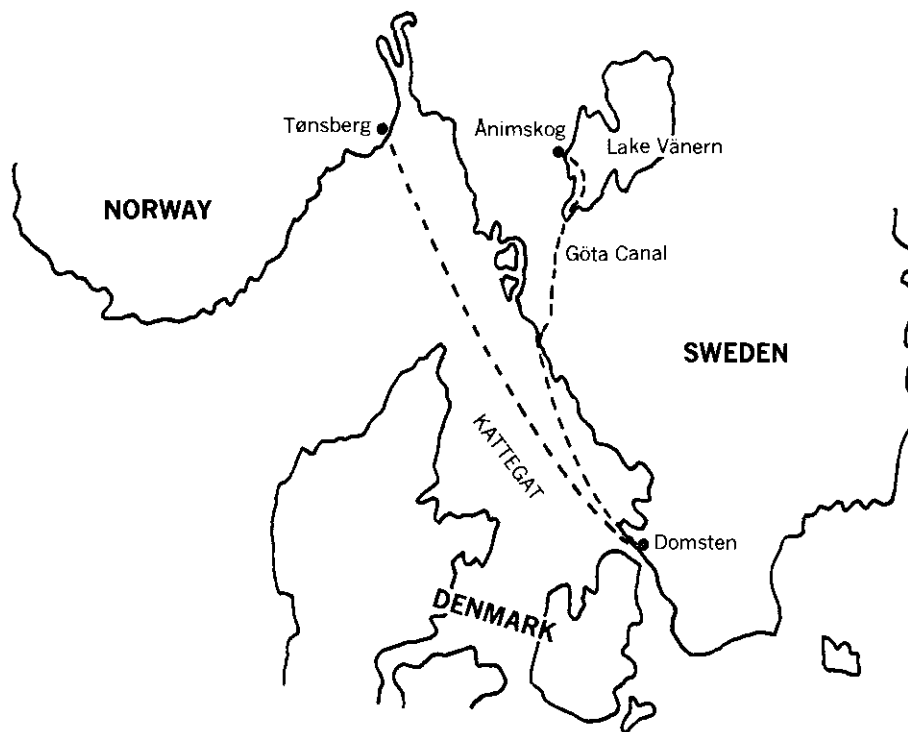
Map showing immigration influxes into Sweden from Finland, Denmark and Norway

## OCCUPATIONS

During the 1500s the farming classes comprised the majority of Sweden's population, and as recent as 1850 only 10% of the population lived in cities, indicating that agriculture was still the main occupation of the majority of the people. Today, however, Sweden is predominantly an industrial nation with only 20% of the people receiving their income from agriculture.

The farmer who owned his land was usually quite stable and did not wander from farm to farm as did the tenant-farmers or crofters. However, tradesmen could travel great distances to obtain employment in their professions, often seeking a remunerative position in the city. The saddler or blacksmith might be found in the employ of an estate, and it is logical to think that fishermen and seamen of various degrees would have residences along the coasts, rivers or larger lakes.

As an example, consider the case of Johannes Månsson, born in 1848 at Domsten, a village in Allerum parish, Malmöhus län, who in later life became a seaman. His home parish is located on the shores of Öresund, a sound with easy access to the Kattegat, an arm of the North Sea. His travels eventually took him to Tønsberg, Norway, a seaport city, where he married in 1875, and where his first child was born. In 1877 he had returned to his place of birth at Domsten, Sweden, where his second child was born. Three years later this child died at Animskog, a parish bordering on the Swedish inland lake, Vänern, which is reached through the Göta Canal from the Kattegat.



This example shows how one seaman visited a variety of places and that his family accompanied him on some of his voyages.

## NAMING CUSTOMS

The researcher should become familiar with the unique system of naming, known as *patronymics*, that was so common among the peasantry. With this method the surname of an individual was formed by the addition of a suffix to the father's name, thus Jacob, the son of Hans Jonsson, became known as Jacob Hansson (Jacob, the son of Hans), or his daughter, Olu, became Olu Hansdotter (Olu, the daughter of Hans). In turn, Jacob Hansson's son, Jonas, became Jonas Jacobsson.

Tradesmen, military personnel, priests, and others of the middle and upper classes would usually use a surname other than a patronymic, whereas among the nobility the use of an established surname was mandatory from the 17th century. There are several bibliographies and indexes to printed family histories and various collections that refer to the nobility and upper classes. These provide easy reference to the works where further information about these families can be obtained.

Sometimes surnames are formed from parts of the names of places, usually the place of birth or residence. For example, Nils Jonsson Edfors was born in the village of Österede in Fors parish, Jämtland. It can easily be determined that this surname is composed of "ed" in Österede and the name of the parish, Fors, thus we have the name Edfors. Names such as these can often provide helpful clues to locate the ancestral place of birth.

Emigrant name changes can become confusing. Jöns Carlsson, the parish cobbler, lost his identity when he emigrated to the United States and became known there as James Carson. The baker from Malmö, Carl Gustaf Kiander, later appeared in California as Charles Chandler. Ljungberg becomes Youngberg, Bengtsson changes to Benson, Larsson appears as Lawson or Lawrence, and Riis is altered to Reese.

#### PERSONAL KNOWLEDGE

An important source of information is personal knowledge. Closely related to this is family tradition. The knowledge of events that an individual has personally experienced is usually reliable, whereas family traditions are sometimes based on erroneous information, or the facts have been distorted by the addition of fiction until the truth is completely hidden. Even personal knowledge can be distorted by the passing years and should not always be accepted as fact without supporting documentary evidence.

The events that follow are arranged chronologically so that once an objective has been determined as pertaining to a certain time period, this paper can be examined for that period, hopefully providing the reader with an awareness of the circumstances that could have influenced the movement of ancestors, or possible situations affecting the recording of their names.

#### 1157-1809 FINLAND AS PART OF THE SWEDISH EMPIRE

Finland was occupied and Christianized by the Swedes. Many Swedish colonists moved to various parts of Finland and established communities. Through the peace treaty at Nöteborg in 1323 most of Finland became secured to the Swedish crown. Later, Åland was seized by Peter the Great in 1714, but restored to Sweden in 1721. The island was ceded with Finland to Russia in 1809. As a result of the Russo-Swedish war 1741-1743 other areas of Finland were annexed to Russia. The territories ceded to Russia by the peace treaties of 1721 and 1743 were restored to the grand duchy of Finland in 1811.

Records of genealogical value that were generated from about 1537 consist of early tax lists, provincial accounts, census and military records. Later, from about 1648, but more generally after 1700, parish registers and communion records are extant. Because Finland was a part of the Kingdom of Sweden from the 12th century until 1809, early records are recorded for the most part in Swedish.<sup>6</sup>

#### 1500s ROYAL LIBRARY

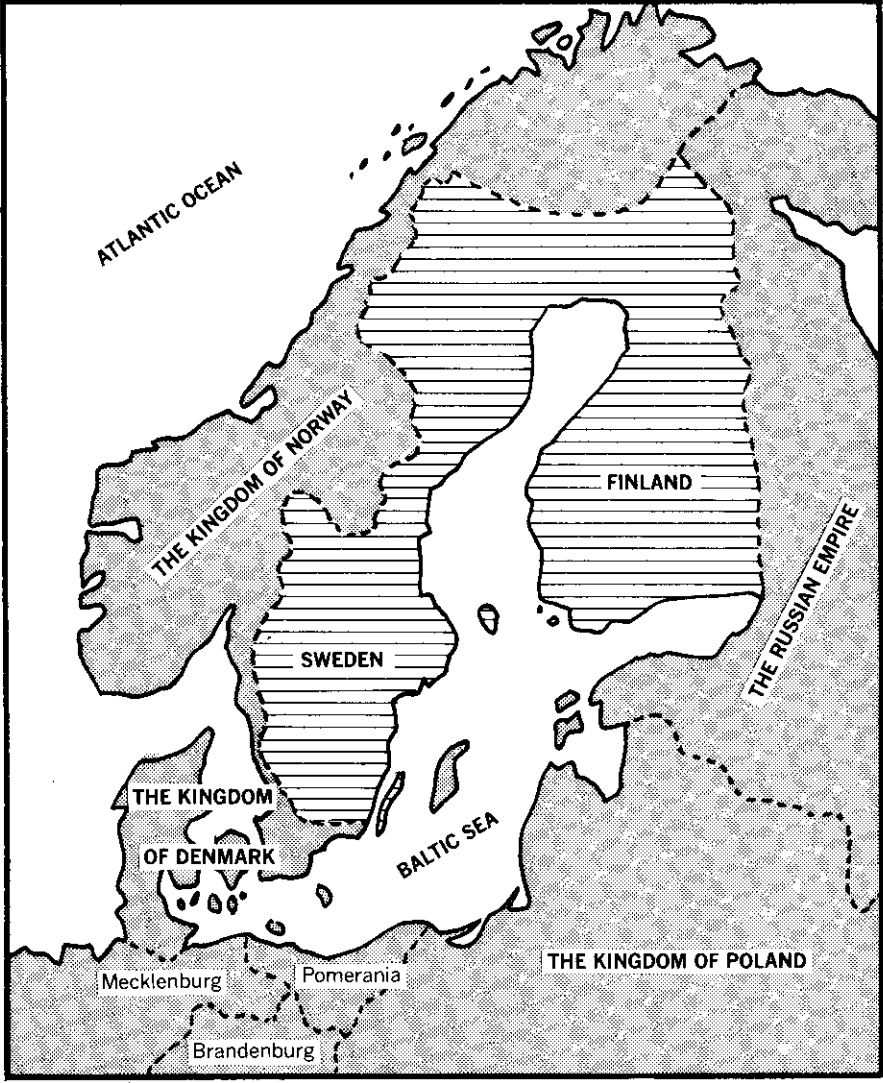
The Royal Library can trace its beginnings to the time when Gustav Vasa gathered together the books and documents confiscated during the Reformation.

#### 1510-1530 FIRST CHURCH RECORDS

Although not in the same classification as a parish register, there is a list of deceased benefactors and donors to the Svinnegarn Church of Uppsala *län* preserved from this time at the provincial archives in Uppsala.

---

<sup>6</sup> See Series D, No. 4 of the Genealogical Society's research papers, *Major Genealogical Record Sources in Finland*.



THE SWEDISH EMPIRE 1521 

## 1527, 24 June THE EVANGELICAL LUTHERAN CHURCH


The Evangelical Lutheran Church was established on this date as the official religion of Sweden, and with the abolishment of Catholicism, the estates of the Catholic bishops were confiscated by the crown. The nobility received back their lands that had been in the hands of the Roman Catholic Church since 1454. From the advent of Lutheranism as the state religion, the church has had the responsibility of serving as recorder and keeper of the nation's vital records.<sup>7</sup>

## 1541-1633 PROVINCIAL ACCOUNTS

The provincial accounts, known in Swedish as *landskapshandlingar*, list the names of residents of various farms.<sup>8</sup>

## 1570 and 1613 ÄLVSBERG'S RANSOM

*Älvsborgs lösen*<sup>9</sup> is the name applied to the ransom paid by Sweden to Denmark for release of the properties confiscated during conquests by Denmark in 1563 and 1612. A stipulation of the treaties at Stettin in December 1570 and at Knäred in January 1613 was that Sweden would pay a certain sum to regain possession of Älvsborg Castle and the surrounding lands. In order to raise the money a tax was levied and the names of those persons taxed were recorded. These lists still exist and can be useful to the genealogist fortunate enough to trace his ancestral lines to this period.



## 1571 PARISH REGISTERS

King Johan III proclaimed that certain books should be maintained at each church, in which vital statistical information should be recorded, but these instructions were not generally obeyed. If any parish registers were made because of this proclamation, they no longer exist.

## 1600s MANORIAL RECORDS

During the 1600s approximately one-third of Sweden's farmers were employed by the nobility, with a large percentage of the peasantry living on estate lands. These farmers were exempt from paying taxes to the crown, and thus their names and residences are not found in the civil land records. The best source of information about them, except for the parish registers, is the land records of the various manorial archives.

## 1600s TRADE GUILDS

During the first five decades of the 1600s, craftsmen migrated to Sweden from other Scandinavian countries and continental Europe. According to law most crafts were performed in the cities, with exception of the few that were required in rural areas, and burghership in a city was a prerequisite to practice a trade. Trade guilds were organized which also included many of these foreign craftsmen. Records are available for some of these guilds from 1604 and for most of them from later years. They contain minutes, names of members, and those seeking membership. Sometimes certificates are found that were given to the guild officials as proof of age, parentage, and birthplace. Other important information can be found in the burghership records in the various city archives.<sup>10</sup>

## 1607-1609 PARISH REGISTERS

The oldest record preserved that can be classified as a parish register (*kyrkobok*) is a death register from Skultuna parish in Västmanland *län*. Olaus Martini, Archbishop of Sweden, gave an order to the ministers of his diocese that a record should be kept of all baptisms, marriages, and burials performed in the parishes

<sup>7</sup> See under the titles "Parish Registers" and "Provincial Archives" this paper.

<sup>8</sup> For a more detailed description of this and other genealogical sources and their availability, see Series D, No. 3 of the Genealogical Society's research papers, *Major Genealogical Record Sources in Sweden*.

<sup>9</sup> Ella Heckscher, *Sex Kapitel om Släktforskning*, Stockholm 1959 pp. 56-58.

<sup>10</sup> *Ibid.* pp 66-70.

under his jurisdiction. Two registers are preserved from this time: 1) a death record from Trefaldighet's parish in Uppsala from 1608; 2) a marriage record beginning in 1609 from Storkyrkan parish in Stockholm City.

#### 1614 CIRCUIT COURT OF APPEAL

The *Svea hovrätt* was originally established as the Supreme Court for all of Sweden, and functioned as such until 1634. After the organization of the *Göta hovrätt*<sup>11</sup> that year, it became an appellate court for eastern and northern Sweden only. Minutes of civil and criminal court sessions are available from 1614. Another important genealogical source are the copies of these courts' minutes that were submitted to the courts of appeal for inspection and preservation.

#### 1616 PARISH REGISTERS

The oldest parish registers preserved from Östergötland are from Skedevi parish, beginning with 1616.

#### 1617 CONQUESTS

The Swedes conquered that part of Karelia (later annexed to Russia in 1721) which was previously under the rule of Novgorod, thus securing all of Finland to the Swedish crown. Ingria was also conquered and remained a Swedish possession until 1703.

#### 1618, 16 October NATIONAL ARCHIVES

Under the direction of Axel Oxenstierna, chancellor to King Gustavus Adolphus, a central record office or "archives of the realm" was established to preserve and protect the old documents extant from medieval times. Eventually this record office evolved into the National Archives, which has become the supreme authority for the public records system. Its holdings include the written documents of the government, the higher courts, and the central administration.

#### 1620 CHURCH RECORDS

Under the leadership of Johannes Rudbekius parishes were divided, the number of clergymen increased, and their knowledge was tested at yearly meetings. Religious education was promoted and a more definite system of recording events such as christenings, marriages, burials, communions, etc., was introduced into the Västerås Diocese. Some church books are preserved from this period.

#### 1620 MILITARY RECORDS<sup>12</sup>

New regulations were issued governing the conscription of men for military service. It was required that men between 15 and 65 years of age should be present at the general conscription, where they were divided into groups of ten men. From each group one man was selected as a recruit for military duty. The parish minister was expected to be present to substantiate the information compiled by the civil officials about every male parishioner in this age group. To do this, the minister had to keep a vital statistical record of every male in the parish. In many instances this record was the forerunner to the official parish register, although the majority of them do not exist for this early period.



<sup>11</sup> See under the title, this paper. See also *The Court Records of Sweden — How Valuable is their Content as a Genealogical Source?*, presented as a lecture at the **World Conference on Records** in Salt Lake City, Utah, August 1969, by Dr. Birgitta Lager of Stockholm, Sweden.

<sup>12</sup> A good description of the Royal Military Record Office in Stockholm and its holdings is contained in the book *Kungliga Krigsarkivet 150 år, 1805-1955*, Nerikes Allehandas Tryckeri, Örebro 1955. Two books useful in locating military residences are: C. Grill, *Statistiskt Sammandrag af Svenska Indelningsverket*, published 1856-1858 (GS film No. 13497), and the register of all Swedish regiments found in *Förteckning över serien Generalmönsterrullor* (23) compiled by the Royal Military Record Office (GS film No. 13498).



## 1620 UPPSALA UNIVERSITY LIBRARY

This is the largest library in Sweden. It was founded by King Gustavus Adolphus when he donated remnants of the foremost Swedish medieval libraries, together with the books left by King Johan III. Many collections of genealogies and biographies are housed here, and have been microfilmed for the Genealogical Society.

## 1620 CENSUS RECORDS (*MANTALSLÄNGDER*)

This is a record of all inhabitants of a parish between the ages of 15 and 63 years inclusive, who were required to pay a poll tax. However, each person is not enumerated by name; usually only the head of the household is listed. The nobility and their servants were exempt from this tax from 1640 to 1810 and are generally not recorded in these lists. Soldiers were also exempt, so only their wives and children are enumerated. Usually after 1800 the names of some of the children over age 15 begin to appear, and the more recent the census the more detailed the information becomes.

## 1620-1641 AGRICULTURAL TAX LISTS (*BOSKAPSRÄKNING*)

Agricultural taxes were one of many taxes levied by parliament to raise funds to pay the national debt and provide finances for the country's defenses. It required payment of a specified sum for each animal and each acre of planted land. These documents list the names of land owners and tenants, their residences, and the tax levied.

## 1621 PARISH REGISTERS

The oldest parish register from Lund's Diocese is a birth register from Fulltofta parish beginning with the year 1621.

## 1626, 16 January HOUSE OF NOBLES

The House of Nobles (*Riddarhuset*) was founded, where genealogies, pedigrees, and other documents about the nobility are kept. The nobility were permitted to submit their probate records to the various *hovrätt* during the years 1737-1916, otherwise they were sent to the respective *häradsrätt*.<sup>13</sup>

## 1629 CONQUESTS

Quite often, during the long wars between Sweden and Poland, Livonia became the scene for major battles. Finally, the armies of Gustavus Adolphus conquered the land and from the treaties in Altmark in 1629 and Stuhmsdorf in 1635, Sweden gained possession of the country. However, as a result of the Great Northern War, Livonia was lost to Russia in 1721. Usually the only records generated by the conquerors in these countries were of a military nature,<sup>14</sup> since no general law had been enacted requiring the recording of vital statistics.

## 1630 LAND RECORDS (*JORDEBÖCKER*)<sup>15</sup>

These documents are a record generated for tax purposes, which list the names of land owners and tenants, their places of residence, valuation of the land, and military jurisdiction of the property. If property was inherited from father to son this can usually be determined from the similarity in names appearing generation after generation in these books. However, other sources should be consulted before any such conclusions are accepted as fact.

## 1630 THIRTY YEARS' WAR

From its participation in the Thirty Years' War during 1630-1645, Sweden acquired the following territories on the German mainland: Hither Pomerania and Rügen, part of Farther Pomerania, Wismar, and the Bishoprics of Bremen and Verden. Though these conquered areas were administered by Swedish civil and military authorities, many of whom had their families with them, there were few Swedish nationals

<sup>13</sup> Sten C. O. Carlsson, *Swedish Genealogical Research Techniques Prior to 1750*, pp. 3-4, lecture paper presented at the World Conference on Records, Salt Lake City, Utah, August, 1969. Also, Gustaf Elgenstierna, *Den introducerade svenska adelns ättartavlor*, 9 vols., Stockholm 1925-1936.

<sup>14</sup> See under title "Military Records," this paper.

<sup>15</sup> For an explanation of the various classes of land, see Heckscher, *Släktforskning*, pp 54-56.

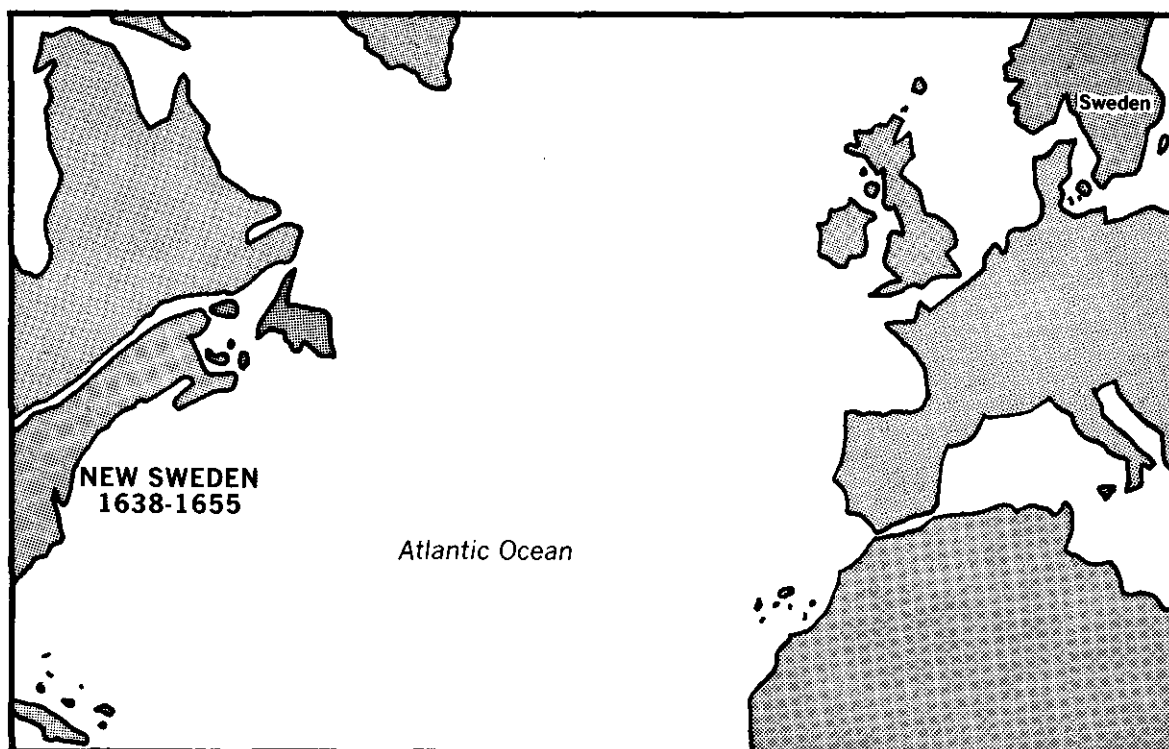
who migrated to these areas to colonize or establish residences. The majority of those persons who did move to these places usually returned to Sweden proper when these territories were relinquished to their former owners or other powers. Records of the civil and military administrative authorities are the only documents preserved.

#### 1633-1640 PARISH REGISTERS

Parish registers from about 100 parishes in Linköping's Diocese begin during this period. They usually contain births or christenings, marriages, and deaths or burials. Some church accounts are also extant from this period.

#### 1634 CIRCUIT COURT OF APPEAL

The *Göta hovrätt* was established in 1634 and included all of *Götaland* with the archives located in *Jönköping*. Its records are similar to those of the *Svea hovrätt*.<sup>16</sup>



Map showing Swedish Colony of "NEW SWEDEN" in North America

#### 1638 COLONY IN NORTH AMERICA

Under the direction of Axel Oxenstierna, a project was begun to establish a Swedish colony in North America. In the fall of 1637 two ships, the *Kalmar Nyckel* and the *Fogel Grip*, sailed from Gothenburg, arriving at the Delaware River in March, 1638. Land was purchased from the Indians and soon Fort Christina was built on the present site of Wilmington, Delaware. Several expeditions followed with the settlements expanding to adjacent areas of New Jersey and Pennsylvania. Hundreds of colonists came and today their descendants are numerous. In 1655 the colony was conquered by the Dutch and came under their jurisdiction.<sup>17</sup>

<sup>16</sup> See under the title *Svea hovrätt* this paper. The island of Gotland did not come under the jurisdiction of *Göta hovrätt* but rather *Svea hovrätt*. In 1820 the provinces of Skåne and Blekinge were excluded from *Göta hovrätt* with the formation of the *Skåne-Blekinge hovrätt*.

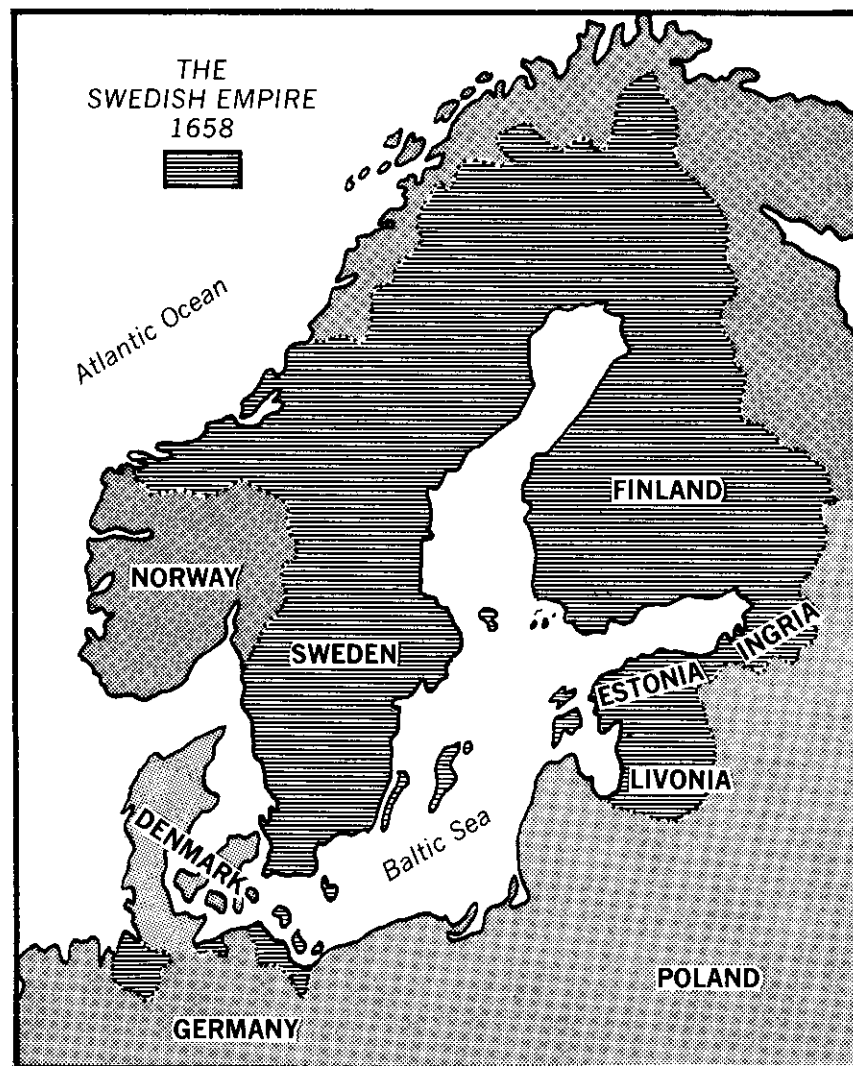
<sup>17</sup> For a very detailed history of these Swedish colonies see Amandus Johnson, *The Swedish Settlements on the Delaware 1638-1664*, 2 vols. Philadelphia 1911. Biographies and lists of the officers, soldiers, servants and colonists are found in vol. II.

## 1640s PARISH REGISTERS

About thirty parishes from the Lund Diocese have registers extant from this period.

## 1645 ACQUISITION OF HALLAND, GOTLAND AND SAREMA

Halland province on the Swedish mainland, a part of the Danish Empire since at least the eleventh century, and the island of Gotland, a Danish possession since 1570, were ceded to Sweden by the Treaty of Brömsebro in 1645. Gotland was occupied temporarily by the Danes 1676-1679 and 1808. Sarema, an island in the East Baltic Sea, had been a Danish possession for nearly 100 years but passed to Sweden in 1645. It was ceded to Russia in 1721.



#### 1645 ACQUISITION OF JÄMTLAND AND HÄRJEDALEN

The provinces of Jämtland and Härjedalen were acquired from Norway by treaty as a result of the war 1643-1645, and now comprise the county (*län*) of Jämtland.

#### 1658, 26 February PEACE TREATY OF ROSKILDE

After a remarkable march from Poland to Copenhagen, with little resistance along the way, Sweden's king, Karl Gustaf, was able to arrange a treaty at Roskilde, Denmark, whereby Sweden acquired from Denmark the provinces of Skåne, Blekinge, and Bohuslän on the Swedish mainland, and the island of Bornholm in the Baltic Sea. Sweden also gained possession of Trondhjem's län (Trøndelag) in Norway.

#### 1660 PROBATE RECORDS

Called *bouppteckning* in Swedish, this type of record, available from approximately 1660 for some areas of the country to the present, contains names of deceased persons and sometimes dates of death; names of heirs, ages, sometimes dates of birth; residences, guardians, relationships; real and personal property and its distribution.<sup>18</sup>

#### 1660 SWEDISH POSSESSIONS RETURNED TO FORMER OWNERS

The island of Bornholm was returned to Denmark and the area of Norway known as Trøndelag was returned to that country. Any records generated are now part of the collections housed in those areas.

#### 1675-1676 WAR IN SKÅNE

During this period, all of Skåne except Malmö City fell into Danish hands. In December the bloodiest battle in Swedish history was fought near Lund, where half the fighters died in battle, and Skåne was secured to the Swedish Crown.

#### 1686, 3 September CHURCH RECORDS

The official Church Law governing the recording of events for all parishes in Sweden was issued by the king. This decree required that a record be kept in each parish of all births, marriages, deaths, and persons removing from or arriving to the parish; and that a record be kept of those who attended communion or were preparing for confirmation. This record keeping was the duty of the Lutheran clergy. Finland was governed by the same law even after separation from Sweden, until 16 December 1869. Many parish registers exist from this period.

#### 1697, 7 May NATIONAL ARCHIVES AND ROYAL LIBRARY DESTROYED

A catastrophic fire in the Royal Palace in Stockholm, where the National Archives and Royal Library were housed, resulted in the destruction of two-thirds of the records.

#### 1700-1721 GREAT NORTHERN WAR

During this period Poland, Denmark, and Russia united against Sweden. Thousands of Swedish peasants were called into military service and died in battle. There was severe fighting in Poland that depleted the Swedish forces there, and thousands perished in the Russian winter of 1708. Sweden was defeated and lost most of her German territories and also Livonia, Estonia, Ingria and Karelia. It is likely that some losses to church records were incurred in Skåne from the invading Danish armies and the ensuing battles in which the enemy was driven back to Denmark. Also, the Russian fleet with its accompanying soldiers plundered several coastal cities of the Baltic, burning and destroying buildings, lands and livestock. Sweden's condition was deplorable with its great losses of manpower and finances. Because of these great losses and the conditions of the treaties with foreign powers, Swedish supremacy over the Baltic and the North came to an end.

18 Carl-Erik Johansson, *Cradled in Sweden*, pp 91-98, Sait Lake City 1967. Heckscher, *Släktforskning*, pp. 47-51.

## 1710 PLAGUE

Along with the wars came the plague, which spread over most of Sweden. Stockholm City, with a population of about 60,000 witnessed the death of more than 23,000 persons. The death registers extant for this period from the smitten areas of the country contain numerous entries, and sometimes only the number of deceased persons is given because of the many deaths. Only the provinces of Bohuslän, Dalsland and Värmland seem to have been spared this catastrophe.

## 1749 NATIONAL CENTRAL BUREAU OF STATISTICS.

The Swedish *Statistiska centralbyrån*, the oldest statistical office in the world, was established in 1749. Its library and archives were begun in 1858. Of interest to the genealogist are its collections of church records extracts and emigration lists.<sup>19</sup>

## 1750 CLERICAL SURVEY RECORDS

The *husförhörslängd*, as they are known in Swedish, is a unique record to Sweden and Finland. A forerunner to this method of record keeping was the catechistical or confirmation records that exist from approximately 1686.<sup>20</sup> In these early lists the names of persons preparing for confirmation were recorded, often with reference to the youth's father and residence. Some of these catechistical lists include the father's full name, the mother's given name and the given names of children who were of age to attend communion.

In 1750 a change came about which eventually caused these records to become a more complete listing of all parish inhabitants, with the information including each person's name, date and place of birth or age, marriage, removals and arrivals, and death.

## 1753 CALENDAR CHANGE

In 1753 Sweden changed from the Julian to the Gregorian calendar, with February 18th becoming March 1st.

## 1784 COLONY

In 1784 an effort was made to establish a colony in the West Indies. Sweden obtained the island of Saint Bartholomew (Saint Barthélemy) in the Leeward Islands, from France. A fort was built, settlers arrived, and the colony flourished for almost one hundred years but was returned to France by purchase in 1878.<sup>21</sup>

---

19 See under the titles "Parish Register Abstracts" and "Emigration Records" this paper.

20 See under the titles "Church Records" 1620 and 1686, this paper.

21 *Swedish Pioneer Historical Quarterly*, vol. XV, Jan. 1964, articles by E. Ekman and R. K. Lamborn.

## 1798 PASSPORT JOURNALS

"Since the late 18th Century Swedish authorities have required Swedish citizens to possess passports for travel outside the borders of their own country. The small fee charged for this document was set aside in a fund used to pension Swedish naval personnel . . . These registers are arranged annually and consist of all the reports sent in to the navy headquarters by the governors of the various provinces."<sup>22</sup> These lists cover the period 1798-1851, and although the information contained in them varies, they usually give the date of issue, name of the person to whom the passport was issued, occupation, former place of residence, destination, and amount paid as the passport fee. Some of the entries even give the place of birth, year of birth, or age.

*Ulrikes Leijfs Journal Kalmar i Kalmar  
i Landskans arkiv år 1845*

No.	Personens namn, yttre yrke	Ställe uti hjemlandet	Ställe uti fremlandet	Om 1/2 år	Om 1/4 år
1	Majorska Kristina Maria Cajander	Nyland	2. minuter		
2	Jönas Otto Löwstedt	Åkerby	3. minuter		
3	Konstnärsmästaren Carl August Skultman	Nyland	2. minuter		
4	Anders Petrus Carlsson med hustru Christina Petrusdotter Sjögård, dotter Christina Petrusdotter Carlsson	Åkerby	2. minuter		
5	Expeditör Stenman N. J. Bergman	Budon	1. minuter		
6	Jönas Erik Wiklund	Åkerby	2. minuter		
7	Handlanden P. Andersson och hans fru Christina P. J. Wiklund	Åkerby	2. minuter		
8	Konstnärsmästaren Handlanden Carlsson	Åkerby	1. minuter		
9	Handlanden Carlsson	Åkerby	2. minuter		
10	Handlanden Carlsson	Åkerby	2. minuter		
11	Handlanden Carlsson	Åkerby	2. minuter		
12	Handlanden Carlsson	Åkerby	2. minuter		
13	Handlanden Carlsson	Åkerby	2. minuter		
14	Handlanden Carlsson	Åkerby	2. minuter		
15	Handlanden Carlsson	Åkerby	2. minuter		
16	Handlanden Carlsson	Åkerby	2. minuter		
17	Handlanden Carlsson	Åkerby	2. minuter		
18	Handlanden Carlsson	Åkerby	2. minuter		

Passport journal from Kalmar showing names of travelers and their destinations between Feb. 28 and June 27, 1845.

## 1805 ROYAL MILITARY RECORD OFFICE

Founded in 1805, *Krigsarkivet* served mainly as a repository for maps and other documents originating from the many wars in which Sweden had been involved. Documents of a military unit were the property of the commanding officer, and it was not until 1873 that arrangements were made for these scattered military archives to be gathered to one central location. Its holdings of interest to the genealogist consist of rotations and inductions, general muster rolls, pension and salary lists, and biographical records for both the army and navy.<sup>23</sup>

## 1809 FINLAND CEDED TO RUSSIA

As a result of the war in 1808, Finland, having been a part of the Kingdom of Sweden since the 12th century, was ceded to Russia. However, the Russian form of government was not imposed upon the Finns and they became organized as an autonomous grand duchy. As a result of the peace treaty with Russia at Fredrikshamn on 17 September 1809, Russia received one-third of the Kingdom of Sweden, namely all of Swedish Finland, the island of Åland, and a part of Västerbotten and Swedish Lappmark. The Russian Revolution gave the Finns an opportunity to proclaim their independence which was recognized by Russia in December 1917. Because of the unsettled conditions that existed in Finland during the war with Russia 1715-1721, many parish registers were destroyed or were not kept, so only a few church records are preserved from this time.

<sup>22</sup> Nils W. Olsson, "Swedes in America," *National Genealogical Society Quarterly*, December 1961.

<sup>23</sup> See footnote 12, this paper; also Johansson, *Cradled in Sweden*, chapter 14.



As a result of World War II, the Karelian Isthmus and adjoining regions were once again ceded to Russia. Approximately 500,000 persons, the entire population of this area, moved to other parts of the country. Once more it was not possible to save all church records.<sup>24</sup>

#### 1814 LOSS OF SWEDISH POMERANIA AND UNION WITH NORWAY


During the Napoleonic wars, Sweden sided with England and Russia against France and her allies, one of which was the united kingdom of Denmark-Norway. By the Treaty of Kiel in 1814, Sweden ceded Swedish Pomerania (the island of Rügen and the adjoining territory on the mainland north of the Peene River) to Prussia, and Norway was ceded by Denmark to Sweden. Norway had its own constitution during this union with Sweden, which was dissolved in 1905. This was the last war in which Sweden was involved, having remained neutral in all succeeding conflicts. Parish registers were kept by the local clergy and remained in these countries.

#### 1820 CIRCUIT COURT OF APPEAL

The *Skåne och Blekinge hovrätt* was formed in 1820 and includes the counties of Malmöhus, Kristianstad and Blekinge. Its archives were first located in Kristianstad City but were moved to Malmö City in 1917. The records kept by this court are similar to those of the *Svea hovrätt* and *Göta hovrätt*.<sup>25</sup>

#### 1820 EMIGRATION

The great migration from Sweden, which prior to this time was insignificant, began to gain momentum during the period 1820-1850 when over 5,000 persons emigrated, the majority going to the United States. From 1851 to 1890 there was in excess of 520,000 emigrants, and from 1891 to 1925 the total was more than 555,000. Poor harvests during the years 1867-1869 caused more than 60,000 persons to leave their native land. Economic conditions in Sweden, the influence of those who had already emigrated, and availability of cheap land in the United States all seemed to be influencing factors for emigration. Records generated as a result of emigration are mentioned under the title *Emigration Records*.<sup>26</sup>



#### 1851-1940 EMIGRATION RECORDS

The variety of records produced as a result of emigration from Sweden are a valuable research source to the genealogist and historian. One of these sources is the series of emigration lists at first submitted by county officials to the National Central Bureau of Statistics in Stockholm, then later by the parish ministers. The lists from 1851-1855 are probably not as complete as those for later years, but they usually show the name of the emigrant or head of the household with the number of persons in the family, occupations, parish of residence, and destination. Sometimes ages and complete dates of birth are given. Some of the lists are compiled on a county basis, others on a parish basis. The lists for the years 1856-1860 are similar in content to the earlier ones. The next series were compiled in 1865 and include information about emigrants from 1861-1865. From 1865 the lists run yearly.

24 For a brief history of Finland and a good description of records sources and genealogical procedures, see *Finnish Genealogical Research — Methods and Procedures*, presented as a lecture at the **World Conference on Records** in Salt Lake City, Utah, August 1969, by Harry Walli of Helsinki, Finland.

25 See under these titles, this paper and also footnote 11. In more recent years other circuit courts of appeal have been formed in Sweden, but their records are of such a recent nature they are of very little value to the present-day genealogist. Other courts with records of genealogical value are the *Lagmansrätt* (inferior courts of appeal), *Rådhusrätt* (magistrate courts), and *Häradsrätt* (rural courts). Because their years of organization are so varied, they have not been included individually in the chronological listing. The probate records, wills, marriage settlements, and mortgage records kept by these courts are of genealogical importance.

26 An excellent listing of over 4,000 Swedish immigrants to the United States is contained in Dr. Nils William Olsson's book *Swedish Passenger Arrivals in New York 1820-1850*, Chicago 1967. Also see ***Along the Scandinavian Emigrant Trail, Part III, Sweden***, a lecture presented by Dr. Olsson at the World Conference on Records held in Salt Lake City, Utah, in August 1969.

The Larsson Brothers & Company Emigration Agency assisted many thousands of persons who wished to emigrate. Documents produced from their years of operation, 1876-1913, include correspondence between the emigration agency and persons inquiring about emigration or who had already emigrated; names of correspondents and their residences in Sweden; sometimes names of relatives and their residences both in Sweden and abroad are mentioned. These records are not indexed and are time-consuming to use. Another vital emigration source are the records maintained by the police authorities in Gothenburg (Göteborg), Stockholm and Malmö. These collections comprise lists of persons leaving Sweden through these ports and include names of persons, places of residence or places of birth, ages or dates of birth, destination in foreign lands, relationships of persons traveling as a family unit, and names of ships and sailing dates.<sup>27</sup>

#### 1860 PARISH REGISTER ABSTRACTS

From 1860 to 1949 the ministers of every parish were required to submit yearly to the National Central Bureau of Statistics abstracts of all births, marriages and deaths. Abstracts of the clerical survey records (*husförhörslängder*) are sent to this office every ten years. These records were compiled for statistical purposes only but are the major source of vital statistical data for those parishes where the church records are missing during this period. They usually contain the same information as the original source but the names of persons who appeared as witnesses at the christening of a child are not included. The clerical survey abstracts are much briefer than the original.

#### 1899 PROVINCIAL ARCHIVES<sup>28</sup>

The provincial archive at Vadstena, which is housed in a sixteenth century castle, was established in 1899. Its jurisdiction includes the areas of Kalmar, Jönköping, Östergötland and Kronoberg. Records from the civil administration of these *län*, together with the rural and city courts and the parishes, are transferred here after 100 years has elapsed. The court records and parish registers are of most value to the genealogist.

#### 1903 PROVINCIAL ARCHIVES

Provincial archives were established at Lund and Uppsala this year. The Lund archives is for Southern Sweden, i.e., the *län* of Malmöhus, Kristianstad, Blekinge and Halland. The Uppsala archives cover the *län* of Stockholm, Uppsala, Örebro, Kopparberg, Södermanland and Västmanland. The records housed here also originated with the civil and ecclesiastical offices of these areas. However, the majority of the parish registers from Kopparberg *län* were exempt from the delivery obligation and remain in the individual parishes.

#### 1905 PROVINCIAL ARCHIVES

An archive was established at Visby for the island of Gotland. Formerly called an archive depot (*arkivdepå*), it has in recent years been designated as a provincial archive (*landsarkiv*). Its contents are similar to those described above.

#### 1907, 6 December DISPENSATION OF ARCHIVE MATERIAL

According to a directive dated 6 December 1907, many rural and city parishes were given the right to retain their church books at the parish archives and became exempt by law from the obligation to deliver their older church books to the provincial archives. These parishes are located mainly in Kopparberg *län*, but others are found in scattered areas of the country. Since 1916 no other parishes have been given this right, and many that had this privilege have since delivered their books to the provincial archives.

#### 1911 PROVINCIAL ARCHIVES

During 1911 another provincial archive was established, this one being at Gothenburg (Göteborg). It has the obligation to collect records of a civil and ecclesiastical nature from the *län* of Skaraborg, Älvsborg, Göteborg och Bohus and Värmland.

<sup>27</sup> Johansson, *Cradled in Sweden*, chapter 9.

<sup>28</sup> For additional information about the archives of Sweden see Gösta Ottervik, Sigurd Möhlenbrock, and Ingvar Andersson, *Libraries and Archives in Sweden*, trans. Richard Cox, The Swedish Institute, Stockholm 1954, pp 169-201.



### 1930 PROVINCIAL ARCHIVES

Following the program begun in 1899 to provide adequate storage facilities and protection for the nation's written documents, a county archive was built in Östersund with jurisdiction over Jämtland's *län*. The records housed here are similar in nature to those of the other provincial archives. Recently this archive was given the designation of a provincial archive (*landsarkiv*).

### 1937 PROVINCIAL ARCHIVES

The latest provincial archive to be established is the one in Härnösand with jurisdiction over the *län* of Gävleborg, Norrbotten, Västernorrland and Västerbotten. Here, too, as in the other provincial archives, one finds both civil and ecclesiastical documents.



# FAMILYSEARCH™

## G U I D E

Family History Library • 35 North West Temple Street • Salt Lake City, UT 84150-3400 USA

## Sweden Historical Background

### History

Effective family research requires some understanding of the historical events that may have affected your family and the records about them. Learning about wars, governments, laws, and migrations may help you understand political boundaries, family movements, and settlement patterns. These events may have led to the creation of records, such as land and military documents, that mention your family.

Your ancestors will become more interesting as you learn about the events in which they may have participated.

Below are some key dates and events in Swedish history:

1397	The Union of Kalmar united Sweden with Denmark and Norway.
1477	The University of Uppsala was founded.
1523	The Union of Kalmar dissolved, and Gustaf Vasa was elected King of Sweden.
1544	The Lutheran Church becomes the state religion of Sweden.
1638	“New Sweden” was founded in Delaware.
1666	The University of Lund was founded.
1753	Sweden changed from the Julian to the Gregorian calendar.
1809	Sweden lost Finland to Russia.
1814	Norway united with Sweden.
1905	Norway dissolved the union with Sweden.
1914	World War I started. Sweden was neutral.
1919	Voting rights were given to women.
1939	World War II began. Again Sweden was neutral.

The Family History Library has some published histories of Sweden, such as:

*Den Svenska historien* (Swedish History). Stockholm: Albert Bonniers Förlag, 1966. 10 vols. (FHL Scand book 948.5 H2dh.)

Scott, Franklin D. *Sweden, The Nation's History*. Minneapolis: University of Minnesota Press, 1977. (FHL book 948.5 H2sc.)

You can find histories in the Family History Library Catalog under:

SWEDEN - HISTORY

SWEDEN, [COUNTY] - HISTORY

SWEDEN, [COUNTY], [CITY or PARISH] - HISTORY

### Local Histories

Local histories should be studied and enjoyed for the background information they can provide about your family's life-style and environment. Published histories of parishes, towns, and counties often contain genealogies and family histories.

An important association founded in 1916 to preserve traditional culture is:

Riksförbundet för Hembygdsvård (The National Association for the Preservation of Local Nature and Culture)  
Box 30193  
S-104 25 Stockholm  
Sweden

Local societies publish their own histories, including stories of emigration and genealogical research done.

The Family History Library has many local histories for Swedish towns. They are listed in the catalog under the above headings. Some of these histories are also available at major public and university libraries in the midwestern United States.

### **Calendar Changes**

The Gregorian calendar, the calendar in common use today, corrected the Julian calendar that had been in use since A. D. 46. Leap years had been miscalculated in the Julian calendar, and by 1582 the calendar was ten days behind the solar year.

Sweden changed from the Julian calendar to the Gregorian calendar on 17 February 1753. At that time, eleven days were omitted to bring the calendar into line with the solar year. The day after 17 February 1753 became 1 March 1753.

## **SWEDEN: Patronymics and Other Naming Customs**

### **I. SURNAMES: Surnames were seldom used in Sweden until the late 19th Century.**

- A. An established surname is an identifying name that is used in a family for at least three generations. EXAMPLES: Smith, Bush, Rodman, Quayle
- B. Surnames were first used in Sweden by the wealthier, more educated people.
  - 1. The nobility established permanent surnames as early as the 13th century.
  - 2. The clergy, merchants, tradesmen and army officers soon followed their example.
  - 3. People in towns used surnames more often than people living in rural areas.
  - 4. Many used both a patronymic name and a surname. EXAMPLE: Anders Jonsson Flanck

### **II. PATRONYMICS: Patronymic names were the usual Swedish means of identifying people.**

- A. The Swedish patronymic is a name formed by the addition of a suffix indicating relationship to one's father. This is not really a surname because it changes with each generation. EXAMPLES: Anne Olsdotter  
Peder Andersson, whose son would be Rasmus Pedersson
- B. Several centuries ago there were so few people in most areas that a person could usually be identified by only ONE name. Later, as the population increased, additional identification was needed and the name of the father began to be indicated. EXAMPLES: Peder son of Anders, Anne daughter of Ole
  - 1. This was later contracted to a patronymic name.  
EXAMPLES: Peder Andersson, Anne Olesdotter
  - 2. The use of a single name continued for many years when the name was an unusual one, such as Ambrosius, Thor, Luisa.
- D. Records of the late 19th century are sometimes confusing because the patronymic suffix was giving way to established surnames.
  - 1. Early in the century the "dotter" ending was frequently changed to "son."  
EXAMPLE: Margrete Larson instead of Margrete Larsdotter
  - 2. Older persons often kept the patronymic suffix; younger ones took a surname.
  - 3. The change was gradual; not all parishes changed at the same time.

### **III. OTHER IDENTIFYING NAMES: In addition to patronymics, Swedes used various other kinds of identifying names to distinguish one person from another.**

- A. Only a few names were commonly used in Sweden; this led to numerous people having the same name; i.e. there could be several persons in a single parish with such a name as "Anders Olsson" or "Maren Hansdatter."
- C. A person was often identified by the name of the village or farm on which he lived.  
EXAMPLES: Jons af Moren, Jons Olsson Moren, Moren Jons Olsson
  - 1. If he moved from one farm to another, his name was changed to match the name of the farm. EXAMPLE: Anders, who lived on the farm named Naes, might appear in the records as "Anders Naes". If he moved to another farm, named Sars, he might then be known as "Anders Sars".
  - 2. The farm name might be written first: EXAMPLE: Eric Parsson from the farm "Sars" was often recorded as "Sars Eric Parsson."
  - 3. A man who acquired a farm by marriage or inheritance often took the family name of the former owner.

- D. A man was commonly identified by his occupation. EXAMPLE: Ole Rasmussen, a shoemaker (skomaker), usually appeared in parish records as "Ole Rasmusson Skomaker", "Skomaker Ole Rasmussen," or as just "Ole Skomaker."
- E. When a man went into the armed services, he was usually given a "soldier name," which often changed as he changed rank:  
EXAMPLE: Eric Hansson became "Eric Holm" when he first entered the army. When he was promoted to corporal, he became "Eric Springfeldt."
- F. Often a nickname was used as identification. EXAMPLES: "Lille [little] Per Olsson," "Anders Jonsson Gammal" [old], Anders Jonsson Ung" [young]
- G. A married woman was usually identified by her husband's name.  
EXAMPLES: Holms Anne Olsdotter, Anne Olsdotter Eric Holms
- H. Swedish names are less of a problem than a researcher might anticipate because the minister/clerk was trying to identify correctly the individuals in his parish and therefore was usually consistent in his identifying references to them.

**IV. OTHER NAMING CUSTOMS: Swedes had other unusual naming customs.**

- A. An illegitimate child might be given his patronymic name from either his mother or his father.
- B. Some names have interchangeable forms: EXAMPLES: Magnus, Måns, Möns; Nils, Nicolaus, Niclas, Nisse, Niels; Catrine, Katrina, Catharina, Gaisa, Kaisa
- C. Traditional naming patterns are not proof but can give clues for identification.
  1. The first son born in the second marriage of a widow, was usually given the name of the deceased first husband. Similarly the first daughter born in the second marriage of a widower was usually given the name of the deceased first wife.
  2. If a child died, the first child of the same sex born thereafter was usually given the deceased child's name.
  3. The first son was traditionally named after his paternal grandfather; the second son after his maternal grandfather; the first daughter after her maternal grandmother; the second daughter after her paternal grandmother.
  4. Thus several children in a family were often given the same name.

**V. AMERICANIZATION OF NAMES: When immigrants came to America, their names were often Anglicized, translated or otherwise changed.**

- A. Names were often spelled according to the understanding and/or whim of American officials. EXAMPLE: Anders Rasmusson might become "Andrew Robertson".
- B. Patronymic names were often changed to American style surnames.  
EXAMPLE: Karen, dtr of Jens Andersson, might be called "Karen Anderson"
- C. An extra identifying name was often taken as a surname.  
EXAMPLES: Peder Jensson Forsberg might become "Peter Forsberg"  
Anders Olsson Skraedder [tailor] might become "Andrew Taylor"  
Vilhelm Jonsson of Ljungby might become "William Young"

## APPENDIX 4: NAMES

---

### NAMING CUSTOMS

You need to be aware of a few peculiarities regarding Swedish names.

#### Patronymics

The primary naming system used in Sweden prior to about 1865 was patronymics. With this method of naming, an individual's surname was formed by adding a suffix to his father's given name. For example, Lars, the son of Lars Andersson, was known as Lars Larsson (that is, Lars, the son of Lars). His daughter, Anna, was known as Anna Larsdotter (Anna, the daughter of Lars). However, in most extractions you are not required to record a surname for the principal unless it is given in the entry.

#### Prefixed Names

In Dalarna province (Kopparbergs län), prefixed names are quite common. For example, Per Larsson was born on a farm known as Nils-Ols. He was identified by that particular farm and called Nils-Ols Per Larsson. It is difficult to distinguish some of these farm names from actual given names, but usually you can identify them by the genitive ending s or es, for instance, Frans Erik Ersson, Pers Johan Andersson, Lasses Olof Larsson, and Nilses Per Jonsson. Similar methods of recording names may be encountered elsewhere in Sweden, but they are most prominent in Dalarna. When extracting, do not incorporate these farm names into the actual names of persons.

#### Locality Names

It was common on Gotland and, to a lesser extent, throughout Sweden for a person to be identified by a locality name in addition to a given name, such as Lars Botreifs or Kristina Lingsarve. In each case, the second name identifies the person by the residence. If the given name and locality name (rather than a surname) are the names used in the parish register, extract these names. This rule also applies to females. For example, if you were extracting the above names, you would write, "LARS / BOTREIFS" and "KRISTINA / LINGSARVE." If a given name, patronymic surname, and locality name are used (such as Lars Andersson Botreifs), extract only the given name and patronymic surname (for example, "LARS / ANDERSSON"). The locality name will not be used.

#### Military Names

Upon entering military service, a recruit was usually given a name other than a patronymic for identification purposes. Such names generally did not become established family surnames until more recently. Children of military personnel normally used the patronymic for their surname.

### ABBREVIATED NAMES

Many entries contain names that have been abbreviated for recording convenience. For example, Christina may have been abbreviated Chr., Christ., Xstina, or Ch:<sup>a</sup>. It is not always possible to determine what name an abbreviation represents.

For example, are And:, Chris:, Mar:, and Ol:, Anders or Andreas; Christopher, Christen, or Christian; Maria or Margareta; Olof, Ola, or Olaus?

Record abbreviated names as they appear in the entry. If raised letters are used, record them on the same line with the other letters. For example, extract "Joh:<sup>S</sup> Andersson" as "JOHS. / ANDERSSON." Other examples: "OL. / HANSSON" and "JAC. / XSTENSSON." The female surname ending dotter should always be recorded as DR, without a period. For example, record "Dortha Jonsdotter" as "DORTHA / JONSDR" (without a period). Other abbreviated names should be followed by a period.

#### COMMON NAMES

The most common names in Swedish parish registers are:

<u>Male</u>	<u>Female</u>
Anders	Anna
Erik	Bengta
Hans	Boel
Johan	Brita
Jonas	Catharina
Jons	Christina
Lars	Hanna
Nils	Ingrid
Ola	Johanna
Olof	Karin
Pehr	Karna
Peter	Kerstin
Sven	Margareta
	Maria
	Pernilla
	Sigrid
	Sissa

SWEDISH GIVEN NAMES

Males

Abel	Are	Bernhard	Cornelius
Abjörn, Åbjörn	Arfvid	Bernt	(Names beginning
Abraham, Abram	Ariel	Berte	with the letter <u>C</u>
Adalbert	Arild	Bertil	can also begin with
Adalvard	Arnald	Bertold	the letter <u>K</u> .)
Adam	Arnbjörn	Bille	
Adils	Arne	Birge	Dag
Adolf, Adolph	Arnfast	Birger	Dan
Afse	Arnfin	Bjarne	Daniel
Agmund	Arnold	Bjerne	David
Agne	Arnolf	Björn	Didrik, Diedrich
Åke	Arnsten	Björnvid	Dittlof
Alarik	Arnulf	Blid	
Albanus	Arnvald	Bo	Ebbe
Albert	Arnvid	Bodel	Eberhard
Albin, Albinus	Aron	Bodger	Ebert
Alexander	Arthur	Bolle	Edgar
Alf	Arvast	Bonde	Edmund
Alfgöt	Arve	Borgar, Börje	Edvard
Alfred	Arvid	Bose	Edvin
Alfvin	Asbjörn	Boste	Efraim
Algot	Asger	Botmar	Egil
Algut	Asgot	Botmund	Elat
Alle	Askel	Botulf	Eleasar
Almar	Aslak	Botvid	Elf
Almund	Aslek	Brand	Elf
Alrik	Asmund	Brodde	Elfver
Alvar	Assar	Broder	Elias
Alver	Asser	Brongel	Elif
Alvin	Assur	Bror	Elis
Amandus	Aste	Brun	Elof
Ambern	Astrad, Åstrad	Brune	Emanuel
Ambjörn	Astulf	Brunte	Embjörn
Ambrosius	Astvid	Brunulf	Emil
Amos	Asver	Bryngel	Emmerik, Emmrik
Amund	Asvid	Brynjulf	Emund
Ananias	Atte	Brynolf	Enar
Andbjörn	August, Augustus,	Brynte	Enevald
Anders	Augustinus		Enevast
Andor	Aurelius	Carl	Engelbert
Andreas	Axel	Casper	Engelbrekt,
Ane		Chrisman	Engelbrecht
Anfast	Balthasar, Baltzar	Christen	Enoch, Enok
Ansgar	Barnabas	Christer	Ephraim
Anshelm	Bartolemeus	Christian	Erenfrid
Ansten	Benct	Christman	Erengisle
Ante	Benedikt, Benediktus	Christoffer,	Erik, Erich, Eric
Anton, Antonius	Bengt	Christopher	Erker
Anund	Benjamin		Erland
Arcadius	Bente	Clemens	
		Clement	



Erling	Georg	Gummund	Herlog
Ermund	Gerbjörn	Gunbjörn, Gundbjörn	Herman
Ergisile	Gerd	Gundor	Hermod
Ernst, Ernest	Gerdar	Gunmund	Hermund
Ervast	Gere	Gunnar	Hervid
Esaias	Gerhard	Gunne	Hilde
Esbern	Gerhvat	Gunrå	Hildebrand
Esbjörn	Germund	Gunsten	Hildemar
Esekiel	Gert	Gunulf	Hilding
Esger	Gerulf	Gunvald	Hildor
Eskil, Eskild	Gervast	Gunvid	Hille
Esper	Gervid	Gustaf, Gustav	Hilme
Esten	Gideon	Gusten	Hindrik
Estrad	Gille	Gute	Hirdulf
Evald	Gils	Gutorm	Hjalmar
Evard	Gisle	Gutte	Hjelmdor
Even	Gjöran		Hjelme
Evert	Gjord	Hadar	Hjelmer
	Göran	Hagbard	Holger
Faste	Gösta, Göste	Hakan	Holmbjörn
Fastulf	Göt	Håke	Holme
Fastvid	Götar	Hakon	Holmfast
Ferdinand	Göte	Haldan	Holmger
Figge	Göter	Haldor	Holmsten
Filip	Göthe	Halfvar	Holmvid
Fingal	Götmar	Halfvard	Holsten
Finvid, Finved	Götrik, Götrich	Halfvord	Holvord
Fjellar	Götstaf	Hälje	Hosea
Fjelle	Gottfrid	Hallor	Hubert
Folke	Gotthard	Halsten	Hufvid
Folkmar	Götulf	Halvar	Hufvud
Folkvid	Greger	Halvard	Huge
Folmar	Gregor	Halvord	Hugo
Frände	Gres	Hamund	Hulvid
Frans	Gudbjörn	Hans	Huve
Fredrik	Gudbrand	Haquin	
Frenne	Gude	Harald	Ifvar
Fride	Gudfast	Hasten	Immanuel
Fridger	Gudhvat	Havard	Inge
Fridmund	Gudick	Hegge	Ingebjörn
Fridolf	Gudlef	Helpver	Ingefast
Friederik	Gudmar	Helge, Helje	Ingel
Frigge	Gudmund	Helmer	Ingeld
Fritz	Gudrik	Helmut	Ingeman
Fröbjörn	Gudsten	Hemfast	Ingemar
Frode	Gudulf	Heming, Hemming	Ingemund
Fromhold	Gudvald	Henning	Ingevald
Frömund	Gudvast	Henrik	Ingevast
Frosten, Frösten	Gudvid	Herbert	Ingild
Frövid	Gulbrand	Herbjörn	Ingmar
Fullmod	Gulle	Herger	Ingmund
	Gullek	Herjulf	Ingolf
Gabriel	Gullik	Herlak	Ingulf
Gamaliel	Gumme	Herlef	Ingvald

Ingvar	Kellbjörn	Manassa	Önner
Ingvard	Kelldor	Manfred	Önnert
Ip	Kellmund	Manne	Ored
Isak, Isac	Kersten	Måns	Orm
Ismael	Ketil	Mante	Ormer
Israel	Ketilbjörn	Marcus	Oscar
Ivar	Ketildor	Marenius	Ossian
	Ketilmund	Markus	Östen
Jakob, Jacob	Kjäll	Mårten	Ottar
Jan	Kjell	Martin	Otte
Janne	Kjersten	Mathis	Otto
Jeppe	Klas	Matteus	Ove
Jeremias	Klemens, Klement	Mattheus	Öyar
Jerker	Knut	Matthias	
Jerle	Kol	Mattis	Påfvel, Påfwel
Jerpulf	Kolbjörn	Matts	Påhl
Jerund	Konrad	Maurits	Pähr
Jervid	Kristen	Mikael, Michel	Pål
Jesper	Krister	Mogens	Pålle, Pälle
Joakim, Joachim	Kristian	Moses	Pär
Joar	Kristman		Paul
Job	Kristmod	Nanne	Paulinus
Jödde	Kristoffer	Nathan, Nathanael	Paulus
Joel	Kristvid	Nicke	Pear
Joen	Kurt	Niels	Pedar
Johan		Niklas	Peder
Johannes	(Names beginning	Nikolaus	Pehr
Jon	with the letter <u>K</u>	Nils	Pelle
Jonas	can also begin with	Ninian	Per
Jonathan	the letter <u>C</u> .)	Nisse	Peter
Jöns		Noak, Noach	Petrus
Jonte	Lage		Philip
Jöran	Lars	Od	Pofvel
Jordan	Lasse	Odbjörn	Pol
Jörgen	Laurens	Odde	Povel
Jörn	Lave	Odder	
Jorund	Lazarus	Odger	Raal
Josef, Joseph	Lek	Odh	Rafael
Josias	Lennart	Odulf	Rafval
Jösse	Leonhard	Offe	Ragnar
Josua	Leopold	Öfvid	Ragne
Juhl, Jul	Levi	Ohla	Ragnmund
Jule	Lifsten	Öjar	Ragnulf
	Lindorm	Öjer	Ragnvald
Kaleb	Linnar	Ola	Ragnvar
Käll	Linus	Olaf	Ragnvid
Källbjörn	Lorens	Olaus	Ragval
Kalle	Lot	Olavus	Ragvald
Kare, Kåre	Ludvig	Olle	Ragvast
Karl	Lukas	Olof	Ral
Karle		Oluf	Ramund
Karse	Magne	Öndar	Randolf
Kebbe	Magnus	Önnar	Raval
Kell	Malkom	Önne	Reer

Reier	Sigge	with the letter <u>S</u>	Torvid
Reinhard	Sighvat	can also begin with	Toste
Reinhold	Sigmar	the letter <u>Z</u> .)	Tove
Relf	Sigmund		Troed
Remund	Sigsten	Tage	Trotte
Rennick	Sigtrygg	Teodor	Trued
Rikard, Richard	Sigul	Teofil	Trufve
Roald	Sigulf	Thaddeus	Trufvid
Robert	Sigurd	Thomas	Truls
Rodrik	Sigvar	Thor	Truve
Rodulf	Sigvard	Timoteus	Truvid
Roger	Sigvid	Tiodulf	Trygge
Roland	Silas	Tjäl, Tjäll	Tubbe
Rolf, Rolph	Simeon	Tjel, Tjell	Tue
Romund	Simon	Tjelfve	Tufve
Rörik	Sivar	Tobias	Tuke
Ruben	Sivard	Toke	Tume
Rudolf, Rudolph	Sive	Tol	Tune
Rune	Sivert	Tolf	Ture
Runulf	Sjul	Tolle	Tuve
Runvid	Sjunne	Tomas	Tyge
Rutger	Söfrin	Tönne	Tyke
	Sone	Tönnes	Tyrgils
Sachris	Sören	Tor	Tyriel
Säfved	Staffan	Torald	Tyriels
Sakarias	Stefan	Torben	Tyrils
Sakris	Sten	Torberg	Tyris
Salmund	Stenar	Torbern	
Salomon	Stenbjörn	Torbjörn	(Names beginning
Salvid	Stenkil	Torbrand	with the letter <u>T</u>
Samson	Stenulf	Tord	can also begin with
Samuel	Stephan	Tore	the letters <u>Th</u> .)
Sander	Stig	Torer	
Såne	Storbjörn	Torfast	Ubbe
Sanfred	Sture	Torger	Udde
Sante	Styrbjörn	Torgils	Uddorm
Saul	Styrlé	Torgot, Torgöt	Uffe
Säved	Suen	Torgrim	Ulf
Sebulon	Sune	Torhvat	Ulle
Segol	Svän	Toris	Ulrik, Ulrich
Sem	Svante	Törje	Une
Seth	Sven	Torkel	Unge
Seved	Svenald	Torkil	Unne
Severin	Svenbjörn	Torlaf	Uriel
Sibbe	Svening	Torlak	
Sifvert	Svenke	Torlef	(Names beginning
Sigar	Svente	Tormod	with the letters <u>V</u>
Sigbald	Svenung	Tormund	and <u>W</u> are combined
Sigbjörn	Sverker	Torne	below.)
Sigbrand	Sverkil	Torner	
Sigfred	Swän	Torsten	Waldemar
Sigfrid	Swen	Torulf	Walfrid
Sigfus		Torvald	Valmund
	(Names beginning	Torvast	Walter

Vaste  
Werner  
Veste  
Wetle  
Vibjörn  
Vibrand  
Vidrik  
Vidulf  
Vifve  
Viger  
Vigmund  
Vigulf  
Viktor  
Wilhelm  
Ville  
Virik  
Woldedrik  
Wolfdidrik  
Wollmar

Yjar  
Yngve  
Ynnert

Zacharias, Zachris  
Zander  
Zefanias

Females

Abigail	Arnhild	Cari	Elina
Ada	Arni	Carin	Elisa
Adamina	Arnild	Carla	Elisabet
Adela	Arnolda	Carna	Ella
Adelheid	Arvida	Carola	Ellika, Ellicka
Adelina	Åsa	Carolina	Elna
Adis	Asta	Catharina	Elsa
Adolfina	Astrid	Cecilia	Else
Afrid	Augusta	Charlotta	Elva
Agata	Avida	Christiana	Emanuella
Agda	Axelina	Christina	Emilia
Agnes		Cilla	Emma
Agneta	Barbro	Cissa	Engel
Ahli	Beata	Cissela	Engela
Ajnes	Bella	Clara	Ergerd
Albertina	Bengta	Clarissa	Erika
Albina	Berna	Constantia	Ernestina
Alda	Bernhardina		Eshild
Alexandra	Bernhild	(Names beginning	Ester, Esther
Alfhild	Berta	with the letter <u>C</u>	Estri
Alfrida	Bertha	can also begin with	Estrid
Alma	Bertila	the letter <u>K</u> .)	Eva
Alrika	Bertolda		Evaldina
Alva	Betti, Betty	Daga	Evangelina
Alvina	Billa	Daghild	
Amalia	Bina	Dagni	Fastrun
Amanda	Birgit	Dagny	Fernanda
Amborg	Birgitta	Dana	Fernandina
Ana	Bianceflor	Danhild	Fia
Andrea	Blandina	Daniella	Fiken
Andrietta	Blenda	Davida	Filippa
Anna	Blida	Dianna	Fina
Annabrita	Bodil	Dika	Flora
Annagreta	Boel	Dina	Fredrika
Annakajsa	Boletta	Disa	Frida
Annalena	Bolla	Dora	Frideborg
Annalisa	Borghild	Dordi	Fridelf
Annamaja	Börjina	Dorotea, Doretha	Fridgerd
Annastina	Börta, Bөрtha	Dygdi	Fridni
Anne	Botella		Fröborg
Anni	Bothild	Ebba	Frödis
Annicka	Botild	Edela	
Annicken	Botilda	Edit, Edith	Gea
Annika	Bride	Edla	Georgina
Ansgaria	Bridget	Edvina	Gerda
Antonia	Brigida	Efrid	Gerdika
Aquilina	Brigitta	Elena	Gerhardina
Arinmod	Brita	Eleonora	Gerhild
Arna	Brynhild	Elfrida	Gertrud
ArnelF		Elfva	Gerun
Arnfrid	Cajsa, Caisa	Eli	Gervi
Arngun	Calla	Elin	Gilla

Gina  
 Gisela  
 Gjölin  
 Gjörin  
 Gölin  
 Görel  
 Görild  
 Gorvel  
 Gota  
 Götilda  
 Götrika  
 Gregoria  
 Greta  
 Groa  
 Guda  
 Gudelina  
 Gudlög  
 Gudni  
 Gudrid  
 Gudrun  
 Gudvi  
 Gulin  
 Gulla  
 Gulli  
 Gunborg  
 Gunelf  
 Gunhild  
 Gunilla  
 Gunna  
 Gunnel  
 Gunnela  
 Gunni  
 Gunnil  
 Gunnilla  
 Gunnur  
 Gunrid  
 Guntrud  
 Gunvar  
 Gunvor  
 Guri  
 Gurild  
 Gurin  
 Gusta  
 Gustava, Gustafva  
 Gya  
 Gyda  
 Gyrid  
  
 Hagar  
 Haldis  
 Haldora  
 Hallfrid  
 Hallgerd  
 Hamfrid

Hanna  
 Hannika  
 Hansina  
 Haraldina  
 Hedda  
 Hedvig  
 Helena  
 Helga  
 Hella  
 Helma  
 Helmborg  
 Helmina  
 Hemfrid  
 Henrika  
 Herborg  
 Herdis  
 Herfrid  
 Hermina  
 Herta  
 Hilda  
 Hildeborg  
 Hildegard  
 Hildegerd  
 Hildegun  
 Hilla  
 Hillevi  
 Hilma  
 Hjalmdis  
 Hjelmberg  
 Hjordis  
 Holmborg  
 Holmdis  
 Holmfrid  
 Hulda  
  
 Ibba  
 Ida  
 Ili  
 Ilin  
 Ina  
 Inga  
 Ingar  
 Ingeborg  
 Ingefrid  
 Ingegerd  
 Ingela  
 Ingelöf  
 Ingemod  
 Inger  
 Ingerd  
 Ingerid  
 Ingerun  
 Inghild  
 Ingiel

Ingierd  
 Ingri  
 Ingrid  
 Irma  
 Isabel  
  
 Jacobina  
 Jakobina  
 Jana  
 Janna  
 Jemima  
 Jeska  
 Jiskah  
 Jofrid  
 Jogerd  
 Johanna  
 Jöran  
 Jortrud  
 Jorun  
 Josefina  
 Judith  
 Julfrid  
 Julia  
  
 Kajsa, Kaisa  
 Kalla  
 Källu  
 Kara  
 Kari  
 Karin  
 Karla  
 Karna  
 Karola  
 Karolina  
 Katarina  
 Katrina  
 Kellfrid  
 Kellu  
 Kersti  
 Kerstin  
 Ketilfrid  
 Kiersti  
 Kiersten  
 Kierstin  
 Kitta  
 Kjella  
 Kjelli  
 Kjerstin  
 Klara  
 Klementina  
 Konradina  
 Kristfrid  
 Kristiana  
 Kristina

(Names beginning  
 with the letter K  
 can also begin with  
 the letter C.)

Laura  
 Laurentia  
 Lea  
 Lena  
 Leonarda  
 Leonora  
 Leopoldina  
 Lili  
 Lilia  
 Lina  
 Linda  
 Linnea  
 Lisa  
 Lisbet  
 Lisen  
 Lisken  
 Lona  
 Lorentia  
 Lotta  
 Lotten  
 Lova  
 Lovisa  
 Luci  
 Lucia  
 Lydia

Magda  
 Magdalena  
 Magga  
 Magna  
 Magnhild  
 Magnild  
 Maja  
 Majabrita  
 Majagreta  
 Majakajsa  
 Majalena  
 Majalisa  
 Majastina  
 Majken  
 Majsa  
 Malena  
 Malfrid  
 Mali  
 Malin  
 Malla  
 Malmfrid  
 Manfrida  
 Märeta

Marga	Oluv	Sanfrida	Thea
Margareta	Oskaria	Sanna	Tilda
Margit	Ottilia	Sara	Tolda
Margreta	Ottiliana	Selma	Tolla
Maria		Sestrid	Tomasina
Marina	Paula	Sibba	Tora
Marit	Paulina	Sigborg	Tordis
Marna	Pella	Sigfrid	Torelf
Marta, Märta	Pernilla	Sigfrida	Torfrid
Martha	Perpetua	Sigga	Torgborg
Martina	Petra	Siggi	Torgerd
Matilda, Mathilda	Petrea	Signe	Torgun
Mattea	Petrina	Signi	Torhild
Metta	Petronella	Signild	Torni
Mia	Philipa	Sigrid	Torrid
Milda	Priska	Sigrun	Torun
Milla		Sigtrud	Torvar
Mina	Rachel	Sigun	Torvi
Minken	Radborg	Siri	Tova
Miriam	Radgerd	Sisel	Tove
	Rådi	Sissa	Trina
Naema	Ragna	Sissel	Troen
Nanna	Ragnborg	Sissela	Truen
Nanni	Ragnelf	Sjunnia	Turid
Naomi	Ragnfrid	Sofia	Turinna
Natalia	Ragnhild	Sönne	Tyra
Nella	Ragni	Sönnevi	Tyri
Nelli	Ragnil	Stefania	
Neta	Ragnild	Stella	(Names beginning
Nikolina	Ragntrud	Stenhild	with the letter T
Niliana	Ragnvi	Stina	can also begin with
Nilla	Rakel	Sunna	the letter <u>Th</u> .)
Nina	Ramborg	Susanna	
Nora	Ramfrid	Svanhild	Ulfhild
	Rangel	Svenborg	Ulla
Öborg	Rangela	Svenika	Ulrika, Ulricha
Oda	Rebecka	Sventa	Una
Odalfrid	Rika	Sylvia	Unna
Odea	Rikarda	Syster	
Ödgerd	Riken		(Names beginning
Ödhild	Rode	(Names beginning	with the letters <u>V</u>
Ödis	Rosa	with the letter <u>S</u>	and <u>W</u> are combined
Ödun	Rosina	can also begin with	below.)
Olava	Rudolfina	the letter <u>Z</u> .)	
Olavia	Runa		Vala
Oleana	Runelf	Tabitha	Valborg
Olena	Runfrid	Taga	Valda
Olga	Runhild	Tea	Vana
Oliana	Ruth	Tekla	Vendela
Olina		Teodora	Verna
Oloug	Safira	Teodorina	Vifrid
Olu	Saga	Teofila	Vigerd
Oluf	Salome	Teresia	Viktoria
Olug	Sandra	Thamar	Wilhelmina

Wilma  
Viola  
Virginia  
Viva  
Viveka  
Vivi  
Vivia  
Vivicka

Zippora



SOME SWEDISH SURNAMES COMMON TO THE MILITARY AND MERCHANT MARINE

Abbores	Brant	Fjäll	Gull	Jagare
Ahl	Brase	Fjärd		Jägare
Åhl	Brask	Fjord	Hag	Jämte
Alm	Bratt	Flink	Hage	Järpe
And	Brätt	Flinta	Häger	Jern
Äng	Brax	Flo	Hägg	Juhl
Ankar	Bring	Flod	Håhl	
Appell	Brink	Flygare	Hake	Käck
Arm	Broke	Fors	Hali	Kafvel
Ask	Bröms	Frank	Häll	Käll
Asp	Brose	Fred	Hammar	Kam
	Brun	Fri	Hand	Kamp
	Bruse	Fribytare	Handfast	Kämpe
Back	Bryn	Frid	Hane	Kärfve
Backe	By	Frimod	Hard	Kärr
Bagge		Frimodig	Hård	Karsk
Bäld	Ceder	Frisk	Härdig	Kask
Bänge		Fröjd	Hasp	Kerne
Bank	(See also names	From	Hast	Kihl
Bark	beginning with	Fullmod	hed	Kinn
Báth	the letter <u>K</u> )	Fyhr	Hester	Kinne
Båtshake		Fyr	Hiller	Kjäck
Berg	Dahl	Fyrtopp	Hjelm	Klack
Bergfast	Dalbo		Hjelte	Klang
Bjelke	Däld	Gadd	Hjert	Klar
Björk	Damm	Gädda	Hjerta	Klase
Björn	Dansare	Cam	Hjort	Klef
Bjugg	Djerf	Cärd	Hof	Kling
Bjur	Dragg	Gärde	Hög	Klint
Blå	Drake	Gill	Höjd	Klippe
Blad	Dristig	Girs	Hök	Klo
Blank	Dubb	Gjers	Holk	Klockare
Blåsa	Dufva	Glad	Holm	Kloo
Blick	Dunge	Glans	Holme	Klot
Blid	Dykare	Glas	Hoof	Knape
Blixt	Dymling	Glim	Horn	Knop
Block		Glisk	Hufvud	Knös
Blom	Ek	God	Huld	Köller
Blomster	Eld	Godvillig	Hulling	Kors
Bloss	Elf	Gök	Hult	Krabbe
Bock	Elg	Göte	Humla	Kraft
Boge	Elm	Grää	Humle	Krans
Boglina		Graf	Hummer	Krok
Bok	Fager	Granat	Hurtig	Kron
Boll	Falk	Grann	Hvarf	Krona
Borg	Fält	Gren	Hvass	Krook
Borre	Fast	Grip	Hvit	Krus
Bössa	Felt	Grön	Hvitlock	Kruse
Bragd	Ferm	Grund		Kruslock
Brand	Fin	Grut		Kry
Brandt	Fisk	Gryt	Ikorn	Kull

Kulle	Munter	Ryttare	Sten	Vack
Kummel	Myhr		Stig	Vackt
Kvist	Myra	Sabel	Stjerna	Våge
Kyle		Säf	Stolpe	Våghals
Kyller	Nabb	Säll	Stolt	Vallmo
	Näs	Sand	Stor	Vård
(Names beginning	Nätt	Sann	Storck	Värf
with the letter	Nöjd	Säter	Store	Varg
<u>K</u> can also begin	Nor	Segel	Storm	Värn
with the letter	Nord	Seger	Stråle	Väster
<u>C.</u> )	Ny	Sexpunning	Strand	Verme
	Ö	Sihl	Sträng	Vide
Lager	Ollon	Sik	Strid	Vigge
Lägg	Örn	Sjö	Ström	Vigh
Lake	Örre	Sjöman	Strömning	Vind
Lamb	Öst	Skaffare	Styf	Vinge
Läng	Oström	Skage	Summer	Vink
Lann	Otter	Skans	Sund	Vinter
Lans		Skår	Svala	Virde
Lärecka		Skarp	Svan	Viss
Lätt	Palm	Skarpe	Svanhals	Vred
Lax	Pihl	Skepp	Svärd	
Lejon	Pijk	Skeppare	Svart	(Names beginning
Lerk	Pil	Skjött	Svartlock	with the letter
Lid	Plate	Skog		<u>V</u> can also begin
Lilja	Plog	Sköld	Täck	with the letter
Lind	Plym	Skön	Tapper	<u>W.</u> )
Ling		Skuta	Tegel	
Liten	Quist	Skytte	Telning	Yxa
Ljung	Qvick	Snäll	Thun	
Ljus		Snar	Timglas	
Lo	Rädig	Snygg	Tjäder	
Lod	Raft	Söder	Toft	
Löf	Rahm	Sommar	Torn	
Lood	Ram	Spade	Törne	
Löt	Ramn	Spak	Torp	
Lugn	Rank	Späng	Träd	
Lund	Rapp	Spansk	Träff	
Lustig	Rask	Sparre	Trafvare	
Luth	Redig	Spelare	Trana	
Lyck	Rehn	Spets	Trast	
Lycke	Ring	Spjut	Tross	
	Röding	Spolle	Trotsig	
Malm	Rohg	Spore	Trotzig	
Marbo	Röhr	Sporre	Trygg	
Mård	Röhs	Stadig	Tupp	
Mark	Rolig	Staf		
Menlös	Ros	Stake	Udd	
Mo	Rot	Stål	Uggla	
Mod	Roth	Stålnacke	Uhr	
Modig	Ruda	Stam	Ulf	
Mörk	Rudh	Stång	Ung	
Mosse	Rust	Stare	Unge	
Munk	Rydh	Stark	Utter	

# NAMING CUSTOMS

It was traditional in earlier centuries for a person to be known by only one name. During the Middle Ages, however, it became common for persons in the higher classes of society to use more than one given name. After 1814 this practice became widespread among all classes of people.

Example: Johan Christian Wilhelm,  
son of Gerhard Geelmeyden  
and Anna Elisabeeth Ebbel.

## Patronymics

The primary naming system used in Scandinavia before about 1865 was patronymics. With this method of naming, an individual's surname was formed by adding a suffix to his father's given name. For example, Lars, the son of Lars Andersson, was known as Lars Larsson (that is, Lars, the son of Lars).

Sigrid, daughter of Haagen Sigurdson, would be known as Sigrid Haagensdatter. Unless a person carried an established family name, a nobility name, or was of royal birth, he was nearly always identified by a patronymic surname.

## Prefixed Names (Sweden)

In Dalarna province (Kopparbergs län), prefixed names are quite common. For example, Per Larsson was

born on a farm known as Nils-Ols. He was identified by that particular farm and called Nils-Ols Per Larsson. It is difficult to distinguish some of these farm names from actual given names, but usually you can identify them by the genitive ending s or es, for instance, frans Erik Ersson, Pers Johan Andersson, Lasses Olof Larsson, and Nilses Per Jonsson. Similar methods of recording names may be encountered elsewhere in Sweden, but they are most prominent in Dalarna. When extracting, do not incorporate these farm names into the actual names of persons.

## Locality Names (Sweden)

It was common on Gotland and, to a lesser extent, throughout Sweden for a person to be identified by a locality name in addition to a given name, such as Lars Botreifs or Kristina Lingsarve. In each case, the second name identifies the person by his residence. If the given name and locality name (rather than a surname) are the names used in the parish register, extract these names. This rule also applies to females. For example, if you were extracting the above names, you would write, "LARS / BOTREIFS" and "KRISTINA / LINGSARVE." If a given name, patronymic surname, and locality name are used (such as Lars Andersson Botreifs), extract only

the given name and patronymic surname (for example, "LARS/ANDERSSON"). The locality name will not be used.

(Norway)

The use of farm names or locality names as family surnames was common and has been supported by legislation since 1923. When extracting, include the farm name where no patronymic surname is recorded.

Examples:

1. "The 12th of July 1785 was christened Endre Wennen's son, Joen." Wennen is a farm name indicating the family residence and should be extracted as the father's surname.

2. "Married the 13th of Oct. 1674 farmer Joen Revsdahl and Anna Olstad."

Revsdahl and Olstad are farm names indicating the residence of the bridegroom and bride and should be extracted as surnames.

3. "The 8th of Nov. 1820 christened Haagen Nielsen Hofstad and Ingeborg Olsdatter's daughter, Sigrid."

Hofstad is a farm name and should not be extracted as the father's surname because a patronymic surname (Nielsen) is included in the entry.

4. "Married the 27th of June 1845 Shoemaker Mads Jensen Grannen and Brithe Rasmusdatter Fordal."

Grannen and Fordal are farm names and should not be extracted because patronymic surnames (Jensen and Rasmusdatter) are included in the entry for the bridegroom and bride.

### Military Names (Sweden)

Upon entering military service, a recruit was usually given a name other than a patronymic for identification purposes. Such names generally did not become established family surnames until more recently. Children of military personnel normally used the patronymic for their surname.

### Abbreviated Names

Many entries contain names that have been abbreviated for recording convenience. For example, Christina may have been abbreviated Chr:, Christ:, Xstina, or Ch:<sup>a</sup>.

It is not always possible to determine what name an abbreviation represents.

Example:

And:, Chris:, Mar:, and Ol:, Anders or Andreas; Christopher, Christen, or Christian; Maria or Margareta; Olof, Ola, or Olaus?

## Other Resources Sweden

Cyndi's List Sweden Links

<http://www.cyndislist.com/sweden.htm>

Sweden Archives

[http://longstrom.com/sweden\\_archives.htm](http://longstrom.com/sweden_archives.htm)

Sweden Article on Wikipedia

<http://en.wikipedia.org/wiki/Sweden>

Sweden's World Genweb Page

<http://www.rootsweb.com/~wgs sweden/>

**Genealogical guidebook & atlas of Sweden** by Thomsen, Finn A.