

Multi-User Telecommunications Outlet Assembly (MUTOA)

This low-profile multi-user/multimedia surface mount box is unsurpassed in features and flexibility, and is ideal for use as a multi-user telecommunications outlet assembly (MuTOA) as specified in ANSI/TIA/EIA-568-B.1.

It provides storage area for up to 12m (39.4 ft.) of buffered optical fiber cable using the optional fiber management tray and at least 2m (6.6 ft.) of 4-pair UTP cable in the base, while maintaining a minimum bend radius of 30mm (1.2 in.).



Storage capacity provides TIA compliance for cable slack while maintaining minimum bend radius requirements

Breakouts on four sides for cable/raceway entry

Space for optional fiber management tray

Rear cable access

Compatible with any standard single or double gang electrical box including European standards. Screws and adhesive-backed tape included; magnets optional

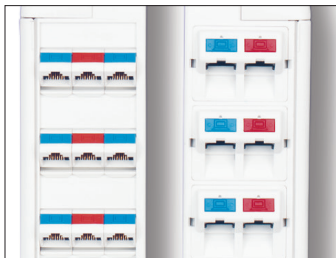
UV resistant, high impact plastic prevents color fading and provides added durability

Write-on surface for additional identification


Several cable tie anchor points for cable management and strain relief

Housing snaps together and a captive screw is included for added security


MAX® MUTOA accommodates any combination of up to 18 ports of mixed media or up to 36 fiber ports



Available in both MAX and CT® versions for greater flexibility. The MAX MUTOA accepts up to 18 modules



Optical fiber management trays enable isolation and proper routing of optical fiber cabling

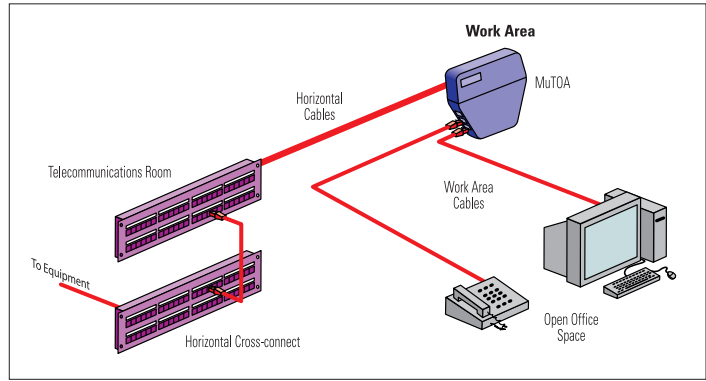


Hideaway labeling system flips down to reveal a designation area that utilizes standard size faceplate designation labels

Product Information

This is an example of Open Office Implementation using the MuTOA — Multi-user Telecommunications Outlet Assembly

MuTOA: A telecommunications outlet scheme intended to serve multiple work areas in an open office environment.



MAX® MuTOA

Part Number Description

MX-MMO-(XX) Multi-user/telecommunications outlet box with cable ties, mounting screws and adhesive tape. Accepts up to 18 MAX modules
 height: 200.2mm (7.88 in.),
 width: 200.2mm (7.88 in.),
 depth: 57.0mm (2.25 in.)

Optional Fiber Management Tray sold separately (see below).
 Use (XX) to specify color: 02 = white, 20 = ivory, 80 = light ivory



CT® MuTOA

Part Number Description

CT-MMO-(XX) Multi-user/telecommunications outlet box with cable ties, mounting screws and adhesive tape. Accepts up to 6 CT couplers
 height: 200.2mm (7.88 in.),
 width: 200.2mm (7.88 in.),
 depth: 57.0mm (2.25 in.)


Optional Fiber Management Tray sold separately (see below).
 Use (XX) to specify color: 02 = white, 20 = ivory, 80 = light ivory



Accessories

Part Number Description

CT-MMO-MAG Set of 3 magnets for mounting MAX or CT MuTOA
 FMT Clear fiber management tray for MAX or CT MuTOA



Fiber Management Tray

CT® and MAX® are trademarks of Siemon.

Because we continuously improve our products, Siemon reserves the right to change specifications and availability without prior notice.

For related product information request Spec Sheet(s):

- CT 5e Coupler (PROD-SS-CT5)
- CT 6 Coupler (PROD-SS-CT6)
- MAX Modules Punch-down (PROD-SS-MPD)
- MAX 6 Modules (PROD-SS-MX6)

North America P: (1) 860 945 4200	Asia Pacific P: (61) 2 8977 7500	Latin America P: (571) 657 1950/51/52	Europe P: (44) 0 1932 571771	China P: (86) 215385 0303	India, Middle East & Africa P: (971) 4 3689743
---	--	---	--	-------------------------------------	--

Siemon Interconnect Solutions
 P: (1) 860 945 4213
 www.siemon.com/SIS