


2024 MEN'S

FINAL[®]

FOUR

RECORDS BOOK



CONTENTS

| | |
|-------------------------------------|------------|
| The Final Four | 3 |
| The Preliminary Rounds | 52 |
| The Tournament | 76 |
| The Coaches | 162 |
| Attendance and Sites | 195 |
| The Tournament Field | 218 |
| Team Champions | 277 |
| The Brackets | 319 |

THE FINAL FOUR



| | |
|--|----|
| Championship Results..... | 4 |
| Final Four Game Records..... | 5 |
| Championship Game Records..... | 12 |
| Semifinal Game Records..... | 16 |
| Final Four Two Game Records..... | 21 |
| Final Four Cumulative Records..... | 23 |
| Championship Team Season Statistics..... | 24 |
| Most Outstanding Players and Their Final Statistics..... | 26 |
| Final Wire Service Polls No. 1 Teams Champion's Final Ranking..... | 28 |
| Seed History at the Final Four..... | 29 |
| All-Tournament Teams..... | 33 |
| Game Officials..... | 37 |
| All-Time Participants..... | 40 |
| NCAA Division I Men's Basketball Committee..... | 53 |

CHAMPIONSHIP RESULTS

| Year | Champion | Score | Runner-Up | Third Place | Fourth Place |
|------|----------------|--------|-----------------|-----------------|----------------------|
| 1939 | Oregon | 46-33 | Ohio St. | †Oklahoma | †Villanova |
| 1940 | Indiana | 60-42 | Kansas | †Duquesne | †Southern California |
| 1941 | Wisconsin | 39-34 | Washington St. | †Pittsburgh | †Arkansas |
| 1942 | Stanford | 53-38 | Dartmouth | †Colorado | †Kentucky |
| 1943 | Wyoming | 46-34 | Georgetown | †Texas | †DePaul |
| 1944 | Utah | 42-40 | +Dartmouth | †Iowa St. | †Ohio St. |
| 1945 | Oklahoma St. | 49-45 | NYU | †Arkansas | †Ohio St. |
| 1946 | Oklahoma St. | 43-40 | North Carolina | Ohio St. | California |
| 1947 | Holy Cross | 58-47 | Oklahoma | Texas | CCNY |
| 1948 | Kentucky | 58-42 | Baylor | Holy Cross | Kansas St. |
| 1949 | Kentucky | 46-36 | Oklahoma St. | Illinois | Oregon St. |
| 1950 | CCNY | 71-68 | Bradley | NC State | Baylor |
| 1951 | Kentucky | 68-58 | Kansas St. | Illinois | Oklahoma St. |
| 1952 | Kansas | 80-63 | St. John's (NY) | Illinois | Santa Clara |
| 1953 | Indiana | 69-68 | Kansas | Washington | LSU |
| 1954 | La Salle | 92-76 | Bradley | Penn St. | Southern California |
| 1955 | San Francisco | 77-63 | La Salle | Colorado | Iowa |
| 1956 | San Francisco | 83-71 | Iowa | Temple | SMU |
| 1957 | North Carolina | 54-53 | †Kansas | San Francisco | Michigan St. |
| 1958 | Kentucky | 84-72 | Seattle U. | Temple | Kansas St. |
| 1959 | California | 71-70 | West Virginia | Cincinnati | Louisville |
| 1960 | Ohio St. | 75-55 | California | Cincinnati | NYU |
| 1961 | Cincinnati | 70-65 | +Ohio St. | *Saint Joseph's | Utah |
| 1962 | Cincinnati | 71-59 | Ohio St. | Wake Forest | UCLA |
| 1963 | Loyola Chicago | 60-58 | +Cincinnati | Duke | Oregon St. |
| 1964 | UCLA | 98-83 | Duke | Michigan | Kansas St. |
| 1965 | UCLA | 91-80 | Michigan | Princeton | Wichita St. |
| 1966 | UTEP | 72-65 | Kentucky | Duke | Utah |
| 1967 | UCLA | 79-64 | Dayton | Houston | North Carolina |
| 1968 | UCLA | 78-55 | North Carolina | Ohio St. | Houston |
| 1969 | UCLA | 92-72 | Purdue | Drake | North Carolina |
| 1970 | UCLA | 80-69 | Jacksonville | New Mexico St. | St. Bonaventure |
| 1971 | UCLA | 68-62 | *Villanova | *Western Ky. | Kansas |
| 1972 | UCLA | 81-76 | Florida St. | North Carolina | Louisville |
| 1973 | UCLA | 87-66 | Memphis | Indiana | Providence |
| 1974 | NC State | 76-64 | Marquette | UCLA | Kansas |
| 1975 | UCLA | 92-85 | Kentucky | Louisville | Syracuse |
| 1976 | Indiana | 86-68 | Michigan | UCLA | Rutgers |
| 1977 | Marquette | 67-59 | North Carolina | UNLV | Charlotte |
| 1978 | Kentucky | 94-88 | Duke | Arkansas | Notre Dame |
| 1979 | Michigan St. | 75-64 | Indiana St. | DePaul | Penn |
| 1980 | Louisville | 59-54 | *UCLA | Purdue | Iowa |
| 1981 | Indiana | 63-50 | North Carolina | Virginia | LSU |
| 1982 | North Carolina | 63-62 | Georgetown | †Houston | †Louisville |
| 1983 | NC State | 54-52 | Houston | †Georgia | †Louisville |
| 1984 | Georgetown | 84-75 | Houston | †Kentucky | †Virginia |
| 1985 | Villanova | 66-64 | Georgetown | †St. John's | *†Memphis |
| 1986 | Louisville | 72-69 | Duke | †Kansas | †LSU |
| 1987 | Indiana | 74-73 | Syracuse | †UNLV | †Providence |
| 1988 | Kansas | 83-79 | Oklahoma | †Arizona | †Duke |
| 1989 | Michigan | 80-79 | +Seton Hall | †Duke | †Illinois |
| 1990 | UNLV | 103-73 | Duke | †Arkansas | †Georgia Tech |
| 1991 | Duke | 72-65 | Kansas | †UNLV | †North Carolina |
| 1992 | Duke | 71-51 | *Michigan | †Cincinnati | †Indiana |
| 1993 | North Carolina | 77-71 | *Michigan | †Kansas | †Kentucky |
| 1994 | Arkansas | 76-72 | Duke | †Arizona | †Florida |
| 1995 | UCLA | 89-78 | Arkansas | †North Carolina | †Oklahoma St. |
| 1996 | Kentucky | 76-67 | Syracuse | *†Massachusetts | †Mississippi St. |
| 1997 | Arizona | 84-79 | +Kentucky | *†Minnesota | †North Carolina |
| 1998 | Kentucky | 78-69 | Utah | †North Carolina | †Stanford |



Photo by Jamie Schwaberow

The UConn Huskies celebrate with the trophy presentation following their victory over the San Diego State Aztecs in the 2023 national championship game.

| Year | Champion | Score | Runner-Up | Third Place | Fourth Place |
|-------|----------------|-------|----------------|-----------------|-----------------|
| 1999 | UConn | 77-74 | Duke | †Michigan St. | *†Ohio St. |
| 2000 | Michigan St. | 89-76 | Florida | †North Carolina | †Wisconsin |
| 2001 | Duke | 82-72 | Arizona | †Maryland | †Michigan St. |
| 2002 | Maryland | 64-52 | Indiana | †Kansas | †Oklahoma |
| 2003 | Syracuse | 81-78 | Kansas | †Marquette | †Texas |
| 2004 | UConn | 82-73 | Georgia Tech | †Duke | †Oklahoma St. |
| 2005 | North Carolina | 75-70 | Illinois | †Louisville | †Michigan St. |
| 2006 | Florida | 73-57 | UCLA | †George Mason | †LSU |
| 2007 | Florida | 84-75 | Ohio St. | †Georgetown | †UCLA |
| 2008 | Kansas | 75-68 | +*Memphis | †North Carolina | †UCLA |
| 2009 | North Carolina | 89-72 | Michigan St. | †UConn | †Villanova |
| 2010 | Duke | 61-59 | Butler | †Michigan St. | †West Virginia |
| 2011 | UConn | 53-41 | Butler | †Kentucky | †VCU |
| 2012 | Kentucky | 67-59 | Kansas | *†Louisville | †Ohio St. |
| 2013 | *Louisville | 82-76 | Michigan | †Syracuse | †Wichita St. |
| 2014 | UConn | 60-54 | Kentucky | †Florida | †Wisconsin |
| 2015 | Duke | 68-63 | Wisconsin | †Kentucky | †Michigan St. |
| 2016 | Villanova | 77-74 | North Carolina | †Oklahoma | †Syracuse |
| 2017 | North Carolina | 71-65 | Gonzaga | †Oregon | †South Carolina |
| 2018 | Villanova | 79-62 | Michigan | *†Kansas | †Loyola Chicago |
| 2019 | Virginia | 85-77 | +Texas Tech | †Auburn | †Michigan St. |
| ^2020 | | | | | |
| 2021 | Baylor | 86-70 | Gonzaga | †Houston | †UCLA |
| 2022 | Kansas | 72-69 | North Carolina | †Duke | †Villanova |
| 2023 | UConn | 76-59 | San Diego St. | †Fla. Atlantic | †Miami (FL) |

†tied for third place; +overtime; ‡three overtimes; *later vacated; ^Canceled due to COVID-19 pandemic

FINAL FOUR GAME RECORDS

Statistics for the Division I Men's Basketball tournament have been collected since 1939, the first year of the tournament. Individual rebounds were added in 1951, although team rebounds were not added until 1955. Assists were added in 1984. Blocked shots and steals were added in 1986. Scoring, rebounding, assists, blocked shots and steals are ranked on total number and per-game average; shooting, on percentage. In statistical rankings, the rounding of percentages and/or averages may indicate ties where none exists. In these cases, the numerical order of the rankings is accurate. In 1973, freshmen became eligible to compete on the varsity level.

A national championship game is indicated by (CH), a national semifinal game by (NSF), a national third-place game by (N3d) and a team's appearance later vacated by the NCAA/Committee on Infractions (*).



Aguek Arop (33) attempts a dunk for San Diego State in the 2023 national semifinals vs. Florida Atlantic.

INDIVIDUAL RECORDS

POINTS

- 58, Bill Bradley, Princeton vs. Wichita St., N3d, 3-20-1965
- 48, Hal Lear, Temple vs. SMU, N3d, 3-23-1956
- 44, Bill Walton, UCLA vs. Memphis, CH, 3-26-1973
- 42, Bob Houbregs, Washington vs. LSU, N3d, 3-18-1953
- 42, Gail Goodrich, UCLA vs. Michigan, CH, 3-20-1965
- 41, Jack Givens, Kentucky vs. Duke, CH, 3-27-1978
- 39, Oscar Robertson, Cincinnati vs. Louisville, N3d, 3-21-1959
- 39, Al Wood, North Carolina vs. Virginia, NSF, 3-28-1981
- 38, Jerry West, West Virginia vs. Louisville, NSF, 3-20-1959
- 38, Jerry Chambers, Utah vs. UTEP, NSF, 3-18-1966
- 38, Freddie Banks, UNLV vs. Indiana, NSF, 3-28-1987
- 42, Jack Egan, *Saint Joseph's vs. Utah, N3d, 3-25-1961 (4 OT)

POINTS BY A FRESHMAN

- 34, Mark Aguirre, DePaul vs. Penn, N3d, 3-26-1979
- 33, Carmelo Anthony, Syracuse vs. Texas, NSF, 4-5-2003
- 31, Mike O'Koren, North Carolina vs. UNLV, NSF, 3-26-1977
- 30, Chad Kinch, Charlotte vs. UNLV, N3d, 3-28-1977
- 26, Toby Bailey, UCLA vs. Arkansas, CH, 4-3-1995
- 25, Pervis Ellison, Louisville vs. Duke, CH, 3-31-1986
- 25, Greg Oden, Ohio St. vs. Florida, CH, 4-2-2007
- 24, Jack Givens, Kentucky vs. Syracuse, NSF, 3-29-1975
- 23, Patrick Ewing, Georgetown vs. North Carolina, CH, 3-29-1982
- 23, Tyus Jones, Duke vs. Wisconsin, CH, 4-6-2015
- 22, Arnie Ferrin, Utah vs. Dartmouth, CH, 3-28-1944
- 22, Eugene Banks, Duke vs. Notre Dame, NSF, 3-25-1978
- 22, Eugene Banks, Duke vs. Kentucky, CH, 3-27-1978
- 25, Derrick Rose, *Memphis vs. UCLA, NSF, 4-5-2008

FIELD GOALS

- 22, Bill Bradley, Princeton vs. Wichita St., N3d, 3-20-1965
21, Bill Walton, UCLA vs. Memphis, CH, 3-26-1973
18, Jack Givens, Kentucky vs. Duke, CH, 3-27-1978
17, Bob Houbregs, Washington vs. LSU, N3d, 3-18-1953
17, Hal Lear, Temple vs. SMU, N3d, 3-23-1956
16, Don May, Dayton vs. North Carolina, NSF, 3-24-1967
16, Charlie Scott, North Carolina vs. Drake, N3d, 3-22-1969
16, Larry Bird, Indiana St. vs. DePaul, NSF, 3-24-1979
15, Hal Lear, Temple vs. Iowa, NSF, 3-22-1956
15, Lew Alcindor, UCLA vs. North Carolina, CH, 3-23-1968
15, Lew Alcindor, UCLA vs. Purdue, CH, 3-22-1969
15, Ernie DiGregorio, Providence vs. Memphis, NSF, 3-24-1973

- 17, Jack Egan, *Saint Joseph's vs. Utah, N3d, 3-25-1961 (4 OT)

FIELD GOALS ATTEMPTED

- 42, Lennie Rosenbluth, North Carolina vs. Michigan St., NSF, 3-22-1957 (3 OT)
36, Rick Mount, Purdue vs. UCLA, CH, 3-22-1969
36, Ernie DiGregorio, Providence vs. Memphis, NSF, 3-24-1973
34, Elvin Hayes, Houston vs. Ohio St., N3d, 3-23-1968
32, Elgin Baylor, Seattle U. vs. Kentucky, 3-22-CH, 1958
31, Billy McGill, Utah vs. Cincinnati, 3-24-NSF, 1961
31, Jerry Chambers, Utah vs. UTEP, NSF, 3-18-1966
31, Elvin Hayes, Houston vs. UCLA, NSF, 3-24-1967
30, Kevin Grevey, Kentucky vs. UCLA, CH, 3-31-1975
29, Bill Spivey, Kentucky vs. Kansas St., NSF, 3-27-1951
29, Artis Gilmore, Jacksonville vs. UCLA, NSF, 3-21-1970

- 33, Jack Egan, *Saint Joseph's vs. Utah, N3d, 3-25-1961 (4 OT)

- 33, Jerry Dunn, *Western Ky. vs. Villanova, NSF, 3-25-1971 (2 OT)

FIELD-GOAL PERCENTAGE

(Minimum 10 FGM)

- 95.5% (21-22), Bill Walton, UCLA vs. Memphis, CH, 3-26-1973
90.9% (10-11), Jerry Lucas, Ohio St. vs. Saint Joseph's, NSF, 3-24-1961
90.9% (10-11), Billy Thompson, Louisville vs. LSU, NSF, 3-29-1986
90.9% (10-11), Sean May, North Carolina vs. Illinois, CH, 4-4-2005
90.9% (10-11), Eric Paschall, Villanova vs. Kansas, NSF, 3-31-2018

- 84.6% (11-13), Bill Walton, UCLA vs. Louisville, NSF, 3-23-1972

- 84.6% (11-13), Kennedy Meeks, North Carolina vs. Oregon, NSF, 4-1-2017

- 84.2% (16-19), Larry Bird, Indiana St. vs. DePaul, NSF, 3-24-1979

- 83.3% (10-12), Sidney Wicks, UCLA vs. New Mexico St., NSF, 3-19-1970

- 83.3% (10-12), Udonis Haslem, Florida vs. Michigan St., CH, 4-3-2000

- 83.3% (10-12), Josh Hart, Villanova vs. Oklahoma NSF, 4-2-2016

- 83.3% (10-12), David McCormack, Kansas vs. Villanova, NSF, 4-2-2022

THREE-POINT FIELD GOALS

- 10, Freddie Banks, UNLV vs. Indiana, NSF, 3-28-1987

- 7, Steve Alford, Indiana vs. Syracuse, CH, 3-30-1987

- 7, Dave Sieger, Oklahoma vs. Kansas, CH, 4-4-1988

- 7, Dennis Scott, Georgia Tech vs. UNLV, NSF, 3-31-1990

- 7, Tony Delk, Kentucky vs. Syracuse, CH, 4-1-1996

- 6, Bobby Hurley, Duke vs. Indiana, NSF, 4-4-1992

- 6, Darryl Wilson, Mississippi St. vs. Syracuse, NSF, 3-30-1996

- 6, Mike Bibby, Arizona vs. North Carolina, NSF, 3-29-1997

- 6, Gerry McNamara, Syracuse vs. Kansas, CH, 4-7-2003

- 6, Luther Head, Illinois vs. Louisville, NSF, 4-2-2005

- 6, Lee Humphrey, Florida vs. George Mason, NSF, 4-1-2006

- 6, Ochai Agbaji, Kansas vs. Villanova, NSF, 4-2-2022

THREE-POINT FIELD GOALS ATTEMPTED

- 19, Freddie Banks, UNLV vs. Indiana, NSF, 3-28-1987

- 16, Luther Head, Illinois vs. North Carolina, CH, 4-4-2005

- 14, Dennis Scott, Georgia Tech vs. UNLV, NSF, 3-31-1990

- 13, Dave Sieger, Oklahoma vs. Kansas, CH, 4-4-1988

- 13, Damon Stoudamire, Arizona vs. Arkansas, NSF, 4-2-1994

- 13, Darryl Wilson, Mississippi St. vs. Syracuse, NSF, 3-30-1996

- 13, Jeff Boschee, Kansas vs. Maryland, NSF, 3-30-2002

- 13, Joel Berry II, North Carolina vs. Gonzaga, CH, 4-3-2017

- 12, Steve Kerr, Arizona vs. Oklahoma, NSF, 4-2-1988

- 12, Glen Rice, Michigan vs. Seton Hall, CH, 4-3-1989 (OT)

- 12, John Morton, Seton Hall vs. Michigan, CH, 4-3-1989 (OT)

- 12, Donald Williams, North Carolina vs. Arkansas, NSF, 4-1-1995

- 12, Tony Delk, Kentucky vs. Syracuse, CH, 4-1-1996

- 12, Scott Padgett, Kentucky vs. Arizona, CH, 3-31-1997 (OT)

- 12, Kirk Hinrich, Kansas vs. Syracuse, CH, 4-7-2003

- 12, Lee Humphrey, Florida vs. George Mason, NSF, 4-1-2006

THREE-POINT FIELD-GOAL PERCENTAGE

(Minimum Five 3FGM)

- 85.7% (6-7), Ochai Agbaji, Kansas vs. Villanova, NSF, 4-2-2022

- 83.3% (5-6), Shelvin Mack, Butler vs. VCU, NSF, 4-2-2011

- 71.4% (5-7), Adonis Jordan, Kansas vs. North Carolina, NSF, 4-3-1993

- 71.4% (5-7), Donald Williams, North Carolina vs. Kansas, NSF, 4-3-1993

- 71.4% (5-7), Donald Williams, North Carolina vs. Michigan, CH, 4-5-1993

- 71.4% (5-7), Wayne Ellington, North Carolina vs. Villanova, NSF, 4-4-2009

- 71.4% (5-7), Donte DiVincenzo, Villanova vs. Michigan, CH, 4-2-2018

- 70.0% (7-10), Steve Alford, Indiana vs. Syracuse, CH, 3-30-1987

- 66.7% (6-9), Bobby Hurley, Duke vs. Indiana, NSF, 4-4-1992

- 62.5% (5-8), Arthur Lee, Stanford vs. Kentucky, NSF, 3-28-1998 (OT)

- 62.5% (5-8), Collin Gillespie, Villanova vs. Kansas, NSF, 4-2-2022

- 100% (5-5), Luke Hancock, *Louisville vs. Michigan, CH, 4-8-2013

FREE THROWS MADE

- 18, Gail Goodrich, UCLA vs. Michigan, CH, 3-20-1965

- 15, Oscar Robertson, Cincinnati vs. Louisville, N3d, 3-21-1959

- 15, Bill Buntin, Michigan vs. Kansas St., N3d, 3-21-1964

- 15, Ty Lawson, North Carolina vs. Michigan St., CH, 4-6-2009

- 14, Hal Lear, Temple vs. SMU, N3d, 3-23-1956

- 14, Jerry West, West Virginia vs. Louisville, NSF, 3-20-1959

- 14, Bill Bradley, Princeton vs. Wichita St., N3d, 3-20-1965

- 14, Mark Aguirre, DePaul vs. Penn, N3d, 3-26-1979

- 14, Miles Simon, Arizona vs. Kentucky, CH, 3-31-1997 (OT)

- 13, Don Schlundt, Indiana vs. LSU, NSF, 3-17-1953

- 13, Jim Lynam, *Saint Joseph's vs. Utah, N3d, 3-25-1961 (4 OT)

FREE THROWS ATTEMPTED

- 20, Jerry West, West Virginia vs. Louisville, NSF, 3-20-1959

- 20, Gail Goodrich, UCLA vs. Michigan, CH, 3-20-1965

- 19, Oscar Robertson, Cincinnati vs. Louisville, N3d, 3-21-1959

- 18, Bob Pettit, LSU vs. Indiana, NSF, 3-17-1953

- 18, Ty Lawson, North Carolina vs. Michigan St., CH, 4-6-2009
- 17, Don Schlundt, Indiana vs. LSU, NSF, 3-17-1953
- 17, Bob Carney, Bradley vs. La Salle, CH, 3-20-1954
- 17, Hal Lear, Temple vs. SMU, N3d, 3-23-1956
- 17, Paul Hogue, Cincinnati vs. UCLA, NSF, 3-23-1962
- 17, Bill Buntin, Michigan vs. Kansas St., N3d, 3-21-1964
- 17, Miles Simon, Arizona vs. Kentucky, CH, 3-31-1997 (OT)
- 17, Ty Lawson, North Carolina vs. Villanova, NSF, 4-4-2009

FREE-THROW PERCENTAGE

(Minimum 10 FTM)

- 100% (12-12), Jim Spanarkel, Duke vs. Notre Dame, NSF, 3-25-1978
- 100% (12-12), Christian Laettner, Duke vs. Kansas, CH, 4-1-1991
- 100% (12-12), Tyler Dorsey, Oregon vs. North Carolina, NSF, 4-1-2017
- 100% (11-11), Jeff Lamp, Virginia vs. LSU, N3d, 3-30-1981
- 100% (10-10), Ron King, Florida St. vs. North Carolina, NSF, 3-23-1972
- 100% (10-10), Maurice Ager, Michigan St. vs. North Carolina, NSF, 4-2-2005
- 93.3% (14-15), Bill Bradley, Princeton vs. Wichita St., N3d, 3-25-1965
- 93.3% (14-15), Mark Aguirre, DePaul vs. Penn, N3d, 3-26-1979
- 92.3% (12-13), Cedric Maxwell, Charlotte vs. UNLV, N3d, 3-28-1977
- 91.7% (11-12), Dick Estergard, Bradley vs. La Salle, CH, 3-20-1954
- 91.7% (11-12), Jim Krebs, SMU vs. Temple, N3d, 3-23-1956
- 91.7% (11-12), Bill Walton, UCLA vs. Louisville, NSF, 3-23-1972
- 91.7% (11-12), Magic Johnson, Michigan St. vs. Penn, NSF, 3-24-1979
- 91.7% (11-12), Matt Howard, Butler vs. VCU, NSF, 4-2-2011
-
- 92.9% (13-14), Jim Lynam, *Saint Joseph's vs. Utah, N3d, 3-25-1961 (4 OT)
- 91.7% (11-12), Derrick Rose, *Memphis vs. UCLA, NSF, 4-5-2008

REBOUNDS

- 27, Bill Russell, San Francisco vs. Iowa, CH, 3-23-1956
- 24, Elvin Hayes, Houston vs. UCLA, NSF, 3-24-1967
- 23, Bill Russell, San Francisco vs. SMU, NSF, 3-22-1956
- 22, Elgin Baylor, Seattle U. vs. Kansas St., NSF, 3-21-1958
- 22, Tom Sanders, NYU vs. Ohio St., NSF, 3-18-1960
- 22, Larry Kenon, Memphis vs. Providence, NSF, 3-24-1973
- 22, Akeem Olajuwon, Houston vs. Louisville, NSF, 4-2-1983
- 21, Bill Spivey, Kentucky vs. Kansas St., CH, 3-27-1951

- 21, Lew Alcindor, UCLA vs. Drake, NSF, 3-20-1969
- 21, Artis Gilmore, Jacksonville vs. St. Bonaventure, NSF, 3-19-1970
- 21, Bill Walton, UCLA vs. Louisville, NSF, 3-23-1972
- 21, Nick Collison, Kansas vs. Syracuse, CH, 4-7-2003
- 21, Armando Bacot, North Carolina vs. Duke, NSF, 4-2-2022

REBOUNDS SINCE 1973

- 22, Larry Kenon, Memphis vs. Providence, NSF, 3-24-1973
- 22, Akeem Olajuwon, Houston vs. Louisville, NSF, 4-2-1983
- 21, Nick Collison, Kansas vs. Syracuse, CH, 4-7-2003
- 21, Armando Bacot, North Carolina vs. Duke, NSF, 4-2-2022
- 19, Bobby Wilkerson, Indiana vs. UCLA, NSF, 3-27-1976
- 19, Derrick Coleman, Syracuse vs. Indiana, CH, 3-30-1987
- 18, Bill Walton, UCLA vs. NC State, NSF, 3-23-1974
- 18, Marques Johnson, UCLA vs. Rutgers, N3d, 3-29-1976
- 18, Akeem Olajuwon, Houston vs. NC State, CH, 4-4-1983
- 18, Danny Manning, Kansas vs. Oklahoma, CH, 4-4-1988

ASSISTS

- 18, Mark Wade, UNLV vs. Indiana, NSF, 3-28-1987
- 13, T.J. Ford, Texas vs. Syracuse, NSF, 4-5-2003
- 12, Rumeal Robinson, Michigan vs. Illinois, NSF, 4-1-1989
- 11, Michael Jackson, Georgetown vs. St. John's (NY), NSF, 3-30-1985
- 11, Milt Wagner, Louisville vs. LSU, NSF, 3-29-1986
- 11, Rumeal Robinson, Michigan vs. Seton Hall, CH, 4-3-1989 (OT)
- 11, Steve Blake, Maryland vs. Kansas, NSF, 3-30-2002
- 11, Davion Mitchell, Baylor vs. Houston, NSF, 4-3-2021
- 10, Corey Beck, Arkansas vs. North Carolina, NSF, 4-1-1995
- 10, Mateen Cleaves, Michigan St. vs. Duke, NSF, 3-27-1999
- 10, Aaron Miles, Kansas vs. Maryland, NSF, 3-30-2002
- 10, Joel Berry II, North Carolina vs. Syracuse, NSF, 4-2-2016
-
- 12, Edgar Padilla, *Massachusetts vs. Kentucky, NSF, 3-30-1996

BLOCKED SHOTS

- 7, Jeff Withey, Kansas vs. Ohio St., NSF, 3-31-2012
- 6, Danny Manning, Kansas vs. Duke, NSF, 4-2-1988
- 6, Joakim Noah, Florida vs. UCLA, CH, 4-3-2006
- 6, Anthony Davis, Kentucky vs. Kansas, CH, 4-2-2012

- 6, Zach Collins, Gonzaga vs. South Carolina, NSF, 4-1-2017
- 5, Anthony Davis, Kentucky vs. Louisville, NSF, 3-31-2012
- 5, Mamadi Diakite, Virginia vs. Auburn, NSF, 4-6-2019
- 4, 16 tied (most recent: Brady Manek, North Carolina vs. Kansas, CH, 4-4-2022)

-
- 6, Marcus Camby, *Massachusetts vs. Kentucky, NSF, 3-30-1996

STEALS

- 8, Ty Lawson, North Carolina vs. Michigan St., CH, 4-6-2009
- 7, Tommy Amaker, Duke vs. Louisville, CH, 3-31-1986
- 7, Mookie Blaylock, Oklahoma vs. Kansas, CH, 4-4-1988
- 6, Gilbert Arenas, Arizona vs. Michigan St., NSF, 3-31-2001
- 5, Danny Manning, Kansas vs. Oklahoma, CH, 4-4-1988
- 5, Greg Anthony, UNLV vs. Duke, CH, 4-2-1990
- 5, Anthony Epps, Kentucky vs. Minnesota, NSF, 3-29-1997
- 5, Wayne Turner, Kentucky vs. Minnesota, NSF, 3-29-1997
- 5, Juan Dixon, Maryland vs. Indiana, CH, 4-1-2002
- 5, Raymor Morgan, Michigan St. vs. UConn, NSF, 4-4-2009
- 5, Phil Boorth, Villanova vs. Oklahoma, NSF, 4-2-2016

“UNOFFICIAL” TRIPLE-DOUBLES

- B.H. Born, Kansas vs. Indiana, CH, 3-18-1953: 26 pts., 15 rebs. & 13 blocks.
- Oscar Robertson, Cincinnati vs. Louisville, N3d, 3-21-1959: 39 pts., 17 rebs. & 10 asts.
- Oscar Robertson, Cincinnati vs. California, NSF, 3-18-1960: 18 pts., 10 rebs. & 10 asts.
- Oscar Robertson, Cincinnati vs. NYU, N3d, 3-19-1960: 32 pts., 14 rebs. & 11 asts.
- Magic Johnson, Michigan St. vs. Penn, NSF, 3-24-1979: 29 pts., 10 rebs. & 10 asts.

NOTE: Although assists were not ranked nationally until 1984, and steals and blocked shots were added in 1986, many official tournament box scores before this time included these statistics and were used in compiling the list of “unofficial” tournament triple-doubles.

TEAM RECORDS

POINTS

- 120, Utah vs. Saint Joseph's (127), N3d, 3-25-1961 (4 OT)
- 118, Princeton vs. Wichita St. (82), N3d, 3-20-1965
- 108, UCLA vs. Wichita St. (89), NSF, 3-19-1965
- 106, UCLA vs. Rutgers (92), N3d, 3-29-1976
- 106, UNLV vs. Charlotte (94), N3d, 3-28-1977
- 105, North Carolina vs. Louisville (91), N3d, 3-25-1972

- 104, Drake vs. North Carolina (84), N3d, 3-22-1969
 103, UNLV vs. Duke (73), CH, 4-2-1990
 101, UCLA vs. Houston (69), NSF, 3-22-1968
 101, Michigan St. vs. Penn (67), NSF, 3-24-1979
-
- 127, *Saint Joseph's vs. Utah (120), N3d, 3-25-1961 (4 OT)

FEWEST POINTS

- 28, Kentucky vs. Dartmouth (47), NSF, 3-21-1942
 30, Duquesne vs. Indiana (39), NSF, 3-21-1940
 30, Pittsburgh vs. Wisconsin (36), NSF, 3-22-1941
 30, Oregon St. vs. Oklahoma St. (55), NSF, 3-19-1949
 31, Iowa St. vs. Utah (40), NSF, 3-25-1944

WINNING MARGIN

- 44, Villanova (95) vs. Oklahoma (51), NSF, 4-2-2016
 36, Princeton (118) vs. Wichita St. (82), N3d, 3-20-1965
 34, Cincinnati (80) vs. Oregon St. (46), NSF, 3-22-1963
 34, Michigan St. (101) vs. Penn (67), NSF, 3-24-1979
 33, Kansas (94) vs. Marquette (61), NSF, 4-5-2003

SMALLEST WINNING MARGIN

- 1, 18 tied (most recent: San Diego St. [72] vs. Fla. Atlantic [71], NSF, 4-1-2023)

POINTS BY LOSING TEAM

- 120, Utah vs. Saint Joseph's (127), N3d, 3-25-1961 (4 OT)
 94, Charlotte vs. UNLV (106), N3d, 3-28-1977
 93, Penn vs. DePaul (96), N3d, 3-26-1979
 93, UNLV vs. Indiana (97), NSF, 3-28-1987
 92, Rutgers vs. UCLA (106), N3d, 3-29-1976

DEFICIT OVERCOME TO WIN

- 22, Duke vs. Maryland, 17-39 with 6:37 left in 1st half, F: 95-84, NSF, 3-31-2001
 18, Seton Hall vs. Duke, 8-26 with 8:36 left in 1st half, F: 95-78, NSF, 4-1-1989
 16, Kansas vs. North Carolina, 22-38 with 2:17 left in 1st half, F: 72-69, CH, 4-4-2022
 15, Loyola Chicago vs. Cincinnati, 30-45 with 14:00 left in 2nd half, F: 60-58 (OT), CH, 3-23-1963
 13, Duke vs. Florida, 32-45 with 17:58 left in 2nd half, F: 70-65, NSF, 4-2-1994
 13, Kansas vs. Ohio St., 21-34 with 0:24 left in 1st half, F: 64-62, NSF, 3-31-2012

BIGGEST LEAD BEFORE OTHER TEAM SCORES

- 14, North Carolina vs. Houston with 14:57 left in 1st half, F: 68-63, NSF, 3-27-1982
 14, Kansas vs. Duke with 13:14 left in 1st half, F: 66-59, NSF, 4-2-1988

FIELD GOALS

- 50, Utah vs. Saint Joseph's, N3d, 3-25-1961 (4 OT)
 48, Princeton vs. Wichita St., N3d, 3-20-1965
 47, UNLV vs. Charlotte, N3d, 3-28-1977
 45, Drake vs. North Carolina, N3d, 3-22-1969
 44, UCLA vs. Wichita St., NSF, 3-19-1965

- 45, *Saint Joseph's vs. Utah, N3d, 3-25-1961 (4 OT)

FEWEST FIELD GOALS

- 9, Oklahoma St. vs. Kentucky, CH, 3-26-1949
 10, Wisconsin vs. Pittsburgh, NSF, 3-22-1941
 10, Kentucky vs. Dartmouth, NSF, 3-21-1942
 11, Duquesne vs. Indiana, NSF, 3-21-1940
 11, Oregon St. vs. Oklahoma St., NSF, 3-19-1949

FIELD GOALS ATTEMPTED

- 103, Utah vs. Saint Joseph's, N3d, 3-25-1961 (4 OT)
 100, Rutgers vs. UCLA, N3d, 3-29-1976
 95, Houston vs. Ohio St., N3d, 3-23-1968
 95, UNLV vs. Charlotte, N3d, 3-28-1977
 92, Purdue vs. UCLA, CH, 3-22-1969

- 105, *Western Ky. vs. Villanova, NSF, 3-25-1971 (2 OT)
 101, *Saint Joseph's vs. Utah, N3d, 3-25-1961 (4 OT)

FEWEST FIELD GOALS ATTEMPTED

- 28, Villanova vs. Georgetown, CH, 4-1-1985
 38, Villanova vs. Memphis, NSF, 3-30-1985
 41, Georgetown vs. Louisville, NSF, 3-27-1982
 41, Duke vs. Kansas, CH, 4-1-1991
 42, Houston vs. Virginia, NSF, 3-31-1984 (OT)
 42, St. John's (NY) vs. Georgetown, NSF, 3-30-1985
 42, Michigan St. vs. Butler, NSF, 4-3-2010

FIELD-GOAL PERCENTAGE

- 78.6% (22-28), Villanova vs. Georgetown, CH, 4-1-1985
 71.4% (35-49), Villanova vs. Oklahoma, NSF, 4-2-2016
 67.4% (31-46), Ohio St. vs. California, CH, 3-19-1960
 64.5% (40-62), UCLA vs. Memphis, CH, 3-26-1973
 64.0% (48-75), Princeton vs. Wichita St., N3d, 3-20-1965

LOWEST FIELD-GOAL PERCENTAGE

- 18.8% (12-64), Butler vs. UConn, CH, 4-4-2011
 19.5% (15-77), NC State vs. Baylor, N3d, 3-28-1950
 21.5% (14-65), Washington St. vs. Wisconsin, CH, 3-29-1941
 23.4% (15-64), Baylor vs. Kentucky, CH, 3-23-1948
 24.5% (13-53), Kentucky vs. Georgetown, NSF, 3-31-1984

THREE-POINT FIELD GOALS

- 18, Villanova vs. Kansas, NSF, 3-31-2018
 13, UNLV vs. Indiana, NSF, 3-28-1987
 13, Duke vs. West Virginia, NSF, 4-3-2010
 13, Kansas vs. Villanova, NSF, 4-2-2022
 13, Villanova vs. Kansas, NSF, 4-2-2022

FEWEST THREE-POINT FIELD GOALS

- 0, LSU vs. UCLA, NSF, 4-1-2006
 1, Duke vs. UNLV, CH, 4-2-1990
 1, UConn vs. Ohio St., NSF, 3-27-1999
 1, UConn vs. Kentucky, NSF, 4-2-2011
 1, UConn vs. Butler, CH, 4-4-2011
 1, Florida vs. UConn, NSF, 4-5-2014
 1, Loyola Chicago vs. Michigan, NSF, 3-31-18

- 0, *Michigan vs. Kentucky, NSF, 4-3-1993 (OT)
 1, *Michigan vs. Duke, CH, 4-6-1992

THREE-POINT FIELD GOALS ATTEMPTED

- 40, Illinois vs. North Carolina, CH, 4-4-2005
 40, Villanova vs. Kansas, NSF, 3-31-2018
 35, UNLV vs. Indiana, NSF, 3-28-1987
 34, Arkansas vs. North Carolina, NSF, 4-1-1995
 33, Butler vs. UConn, CH, 4-4-2011
 32, Arizona vs. Arkansas, NSF, 4-2-1994

FEWEST THREE-POINT FIELD GOALS ATTEMPTED

- 4, Indiana vs. UNLV, NSF, 3-28-1987
 4, Kansas vs. Duke, NSF, 4-2-1988
 5, Kentucky vs. Wisconsin, NSF, 4-4-15
 6, Kansas vs. Oklahoma, CH, 4-4-1988
 6, UConn vs. Ohio St., NSF, 3-27-1999
 6, LSU vs. UCLA, NSF, 4-1-2006
 6, UConn vs. Michigan St., NSF, 4-4-2009

- 4, *Michigan vs. Kentucky, NSF, 4-3-1993 (OT)

THREE-POINT FIELD-GOAL PERCENTAGE

(Minimum Seven 3FGM)

- 66.7% (10-15), UNLV vs. Georgia Tech, NSF, 3-31-1990
 64.7% (11-17), North Carolina vs. Villanova, CH, 4-4-2016
 63.6% (7-11), Indiana vs. Syracuse, CH, 3-30-1987
 63.6% (7-11), Duke vs. Indiana, NSF, 4-4-1992
 61.5% (8-13), Indiana vs. Oklahoma, NSF, 3-30-2002
 61.1% (11-18), Syracuse vs. Kansas, CH, 4-7-2003
 61.1% (11-18), Villanova vs. Oklahoma, NSF, 4-2-2016

LOWEST THREE-POINT FIELD-GOAL PERCENTAGE

(Minimum Five 3FGA)

- 0.0% (0-6), LSU vs. UNLV, NSF, 4-1-2006
- 8.3% (1-12), UConn vs. Kentucky, NSF, 4-2-2011
- 9.1% (1-11), Duke vs. UNLV, CH, 4-2-1990
- 9.1% (1-11), UConn vs. Butler, CH, 4-4-2011
- 10.0% (1-10), Florida vs. UConn, NSF, 4-5-2014
- 10.0% (1-10), NSF, Loyola Chicago vs. Michigan, 3-31-2018

9.1% (1-11), *Michigan vs. Duke, CH, 4-6-1992

FREE THROWS MADE

- 37, Jacksonville vs. St. Bonaventure, NSF, 3-19-1970
- 34, DePaul vs. Penn, N3d, 3-26-1979
- 34, Virginia vs. LSU, N3d, 3-30-1981
- 34, Arizona vs. Kentucky, CH, 3-31-1997 (OT)
- 32, Bradley vs. La Salle, CH, 3-20-1954
- 32, Duke vs. Notre Dame, NSF, 3-25-1978

37, *Saint Joseph's vs. Utah, N3d, 3-25-1961 (4 OT)

FEWEST FREE THROWS MADE

- 1, UNLV vs. North Carolina, NSF, 3-26-1977
- 2, Dartmouth vs. Utah, CH, 3-28-1944 (OT)
- 2, DePaul vs. Indiana St., NSF, 3-24-1979
- 2, North Carolina vs. Utah, NSF, 3-28-1998
- 2, Indiana vs. Maryland, CH, 4-1-2002

FREE THROWS ATTEMPTED

- 45, Jacksonville vs. St. Bonaventure, NSF, 3-19-1970
- 44, LSU vs. Indiana, NSF, 3-17-1953
- 44, Bradley vs. La Salle, CH, 3-20-1954
- 44, UCLA vs. Drake, NSF, 3-20-1969
- 44, North Carolina vs. Louisville, N3d, 3-25-1972
- 44, Syracuse vs. Providence, NSF, 3-28-1987

FEWEST FREE THROWS ATTEMPTED

- 5, Dartmouth vs. Utah, CH, 3-28-1944 (OT)
- 5, UNLV vs. North Carolina, NSF, 3-26-1977
- 5, DePaul vs. Indiana St., NSF, 3-24-1979
- 6, Dartmouth vs. Stanford, CH, 3-28-1942
- 6, Indiana vs. UCLA, NSF, 3-24-1973
- 6, Mississippi St. vs. Syracuse, NSF, 3-30-1996
- 6, Illinois vs. North Carolina, CH, 4-4-2005

FREE-THROW PERCENTAGE (Minimum 15 FTM)

- 95.0% (19-20), Wisconsin vs. Kentucky, NSF, 4-5-2014
- 93.8% (15-16), Ohio St. vs. Cincinnati, CH, 3-25-1961 (OT)
- 92.0% (23-25), Marquette vs. North Carolina, CH, 3-28-1977
- 90.9% (20-22), Santa Clara vs. Illinois, N3d, 3-26-1952
- 90.5% (19-21), Duke vs. Louisville, CH, 3-31-1986

LOWEST FREE-THROW PERCENTAGE

- 20.0% (1-5), UNLV vs. North Carolina, NSF, 3-26-1977
- 28.6% (2-7), North Carolina vs. Utah, NSF, 3-28-1998
- 28.6% (2-7), Indiana vs. Maryland, CH, 4-1-2002
- 30.8% (4-13), Syracuse vs. North Carolina, NSF, 4-2-2016
- 33.3% (5-15), Oklahoma St. vs. NYU, CH, 3-27-1945
- 33.3% (4-12), Kentucky vs. UConn, NSF, 4-2-2011

REBOUNDS

- 76, Houston vs. North Carolina, N3d, 3-25-1967
- 67, Kansas vs. Western Ky., N3d, 3-27-1971
- 65, Michigan St. vs. North Carolina, NSF, 3-22-1957 (3 OT)
- 65, Utah vs. Saint Joseph's, N3d, 3-25-1961 (4 OT)
- 61, UCLA vs. Purdue, CH, 3-22-1969

69, *Western Ky. vs. Villanova, NSF, 3-25-1971 (2 OT)

FEWEST REBOUNDS

- 17, Villanova vs. Georgetown, CH, 4-1-1985
- 17, Georgetown vs. Villanova, CH, 4-1-1985
- 20, Wisconsin vs. Michigan St., NSF, 4-1-2000
- 21, Memphis vs. UCLA, CH, 3-26-1973
- 21, DePaul vs. Indiana St., NSF, 3-24-1979

REBOUND MARGIN

- 25, Michigan St. (60) vs. San Francisco (35), N3d, 3-23-1957
- 24, Houston (76) vs. North Carolina (52), N3d, 3-25-1967
- 23, Seattle U. (56) vs. Kansas St. (33), NSF, 3-21-1958
- 23, New Mexico St. (57) vs. St. Bonaventure (34), N3d, 3-21-1970
- 22, Michigan St. (42) vs. Wisconsin (20), NSF, 4-1-2000

ASSISTS

- 26, Louisville vs. LSU, NSF, 3-29-1986
- 26, Gonzaga vs. UCLA, NSF, 4-3-2021 (OT)
- 24, UNLV vs. Duke, CH, 4-2-1990
- 23, UNLV vs. Indiana, NSF, 3-28-1987
- 23, Michigan vs. Illinois, NSF, 4-1-1989
- 23, Baylor vs. Houston, NSF, 4-3-2021

BLOCKED SHOTS

- 11, Kentucky vs. Kansas, CH, 4-2-2012
- 10, Florida vs. UCLA, CH, 4-3-2006
- 10, UConn vs. Butler, CH, 4-4-2011
- 9, Kansas vs. Duke, NSF, 4-2-1988
- 9, Maryland vs. Kansas, NSF, 3-30-2002
- 9, Kansas vs. North Carolina, NSF, 4-5-2008
- 9, Virginia vs. Auburn, NSF, 4-6-2019

STEALS

- 16, UNLV vs. Duke, CH, 4-2-1990
- 15, Arkansas vs. UCLA, CH, 4-3-1995
- 14, Kentucky vs. Minnesota, NSF, 3-29-1997

- 13, Duke vs. Louisville, CH, 3-31-1986
- 13, Oklahoma vs. Kansas, CH, 4-4-1988

PERSONAL FOULS

- 35, St. John's (NY) vs. Kansas, CH, 3-26-1952
- 33, Providence vs. Syracuse, NSF, 3-28-1987
- 33, Indiana vs. Duke, NSF, 4-4-1992
- 32, Bradley vs. CCONY, CH, 3-28-1950
- 32, St. Bonaventure vs. Jacksonville, NSF, 3-19-1970

FEWEST PERSONAL FOULS

- 5, Stanford vs. Dartmouth, CH, 3-28-1942
- 6, Utah vs. Dartmouth, CH, 3-28-1944 (OT)
- 7, Dartmouth vs. Stanford, CH, 3-28-1942
- 8, Wisconsin vs. Pittsburgh, NSF, 3-22-1941
- 8, Washington St. vs. Wisconsin, CH, 3-29-1941
- 8, Kansas vs. Villanova, NSF, 4-2-2022

PLAYERS DISQUALIFIED

- 4, St. Bonaventure vs. Jacksonville, NSF, 3-19-1970
- 4, Syracuse vs. Louisville, N3d, 3-31-1975 (OT)
- 4, Penn vs. DePaul, N3d, 3-26-1979
- 4, Indiana vs. Duke, NSF, 4-4-1992
- 4, Kentucky vs. Arizona, CH, 3-31-1997 (OT)

TEAM AND TWO-TEAM SCORING BY HALVES

POINTS IN A HALF, TEAM

- 65, UCLA vs. Wichita St., NSF, 3-19-1965 (1st)
- 65, Princeton vs. Wichita St., N3d, 3-20-1965 (2d)
- 62, Seton Hall vs. Duke, NSF, 4-1-1989 (2d)
- 59, Kansas vs. Marquette, NSF, 4-5-2003 (1st)
- 58, Memphis vs. Providence, NSF, 3-24-1973 (2d)
- 58, Houston vs. Louisville, NSF, 4-2-1983 (2d)

POINTS IN A HALF, BOTH TEAMS

- 111, Louisville (57) vs. North Carolina (54), N3d, 3-25-1972 (2d)
- 108, Princeton (65) vs. Wichita St. (43), N3d, 3-20-1965 (2d)
- 106, UCLA (57) vs. Rutgers (49), N3d, 3-29-1976 (1st)
- 105, Charlotte (55) vs. UNLV (50), N3d, 3-28-1977 (1st)
- 104, Notre Dame (57) vs. Duke (47), NSF, 3-25-1978 (2d)
- 104, Maryland (53) vs. Kansas (51), NSF, 3-30-2002 (2d)

POINTS AT HALFTIME, TEAM

- 65, UCLA vs. Wichita St. (38), NSF, 3-19-1965
- 59, Kansas vs. Marquette (30), NSF, 4-5-2003
- 57, UCLA vs. Rutgers (49), N3d, 3-29-1976
- 55, Charlotte vs. UNLV (50), N3d, 3-28-1977
- 55, North Carolina vs. Michigan St. (34), CH, 4-6-2009

POINTS AT HALFTIME, BOTH TEAMS

- 106, UCLA (57) vs. Rutgers (49), N3d, 3-29-1976
- 105, Charlotte (55) vs. UNLV (50), N3d, 3-28-1977
- 103, UCLA (65) vs. Wichita St. (38), NSF, 3-19-1965
- 102, Louisville (53) vs. Cincinnati (49), N3d, 3-21-1959
- 100, Indiana (53) vs. UNLV (47), NSF, 3-28-1987
- 100, Kansas (50) vs. Oklahoma (50), CH, 4-4-1988

FEWEST POINTS IN A HALF, TEAM

- 10, Villanova vs. Ohio St., NSF, 3-18-1939 (1st)
- 11, Oregon St. vs. Oklahoma St., NSF, 3-19-1949 (1st)
- 11, Kentucky vs. Georgetown, NSF, 3-31-1984 (2d)
- 12, Pittsburgh vs. Wisconsin, NSF, 3-22-1941 (2d)
- 13, Duquesne vs. Indiana, NSF, 3-21-1940 (1st)
- 13, Kentucky vs. Dartmouth, NSF, 3-21-1942 (1st)

FEWEST POINTS IN A HALF, BOTH TEAMS

- 31, Duquesne (17) vs. Indiana (14), NSF, 3-21-1940 (2d)
- 32, Pittsburgh (18) vs. Wisconsin (14), NSF, 3-22-1941 (1st)
- 32, Oklahoma St. (21) vs. Oregon St. (11), NSF, 3-19-1949 (1st)
- 34, Wisconsin (22) vs. Pittsburgh (12), NSF, 3-22-1941 (2d)
- 34, Wyoming (18) vs. Georgetown (16), CH, 3-30-1943 (1st)

FEWEST POINTS AT HALFTIME, TEAM

- 10, Villanova vs. Ohio St. (25), NSF, 3-18-1939
- 11, Oregon St. vs. Oklahoma St. (21), NSF, 3-19-1949
- 13, Duquesne vs. Indiana (25), NSF, 3-21-1940
- 13, Kentucky vs. Dartmouth (23), NSF, 3-21-1942
- 14, Oklahoma vs. Oregon (21), NSF, 3-21-1939
- 14, Wisconsin vs. Pittsburgh (18), NSF, 3-22-1941
- 14, Oklahoma St. vs. Kansas St. (37), NSF, 3-24-1951

FEWEST POINTS AT HALFTIME, BOTH TEAMS

- 32, Pittsburgh (18) vs. Wisconsin (14), NSF, 3-22-1941
- 32, Oklahoma St. (21) vs. Oregon St. (11), NSF, 3-19-1949
- 34, Wyoming (18) vs. Georgetown (16), CH, 3-30-1943
- 35, Ohio St. (25) vs. Villanova (10), NSF, 3-18-1939
- 35, Oregon (21) vs. Oklahoma (14), NSF, 3-21-1939
- 35, Utah (19) vs. Iowa St. (16), NSF, 3-25-1944
- 35, Dartmouth (18) vs. Utah (17), CH, 3-28-1944

HALFTIME LEAD

- 33, Michigan St. (50) vs. Penn (17), NSF, 3-24-1979
- 29, Kansas (59) vs. Marquette (30), NSF, 4-5-2003
- 27, UCLA (65) vs. Wichita St. (38), NSF, 3-19-1965
- 25, Baylor (45) vs. Houston (20), NSF, 4-3-2021
- 23, Kansas St. (37) vs. Oklahoma St. (14), NSF, 3-24-1951
- 23, Purdue (53) vs. North Carolina (30), NSF, 3-20-1969

HALFTIME DEFICIT OVERCOME TO WIN

- 15, Kansas vs. North Carolina, H: 25-40, F: 72-69, CH, 4-4-2022
- 11, Temple vs. Kansas St., H: 28-39, F: 67-57, N3d, 3-22-1958
- 11, Duke vs. Maryland, H: 38-49, F: 94-84, NSF, 3-31-2001
- 10, Kentucky vs. Utah, H: 31-41, F: 78-69, CH, 3-30-1998
- 9, Memphis vs. Providence, H: 40-49, F: 98-85, NSF, 3-24-1973
- 9, Kansas vs. Ohio St., H: 25-34, F: 64-62, NSF, 3-31-2012

TWO-TEAM RECORDS

POINTS

- 200, Princeton (118) vs. Wichita St. (82), N3d, 3-20-1965
- 200, UNLV (106) vs. Charlotte (94), N3d, 3-28-1977
- 198, UCLA (106) vs. Rutgers (92), N3d, 3-29-1976
- 197, UCLA (108) vs. Wichita St. (89), NSF, 3-19-1965
- 196, North Carolina (105) vs. Louisville (91), N3d, 3-25-1972

- 247, *Saint Joseph's (127) vs. Utah (120), N3d, 3-25-1961 (4 OT)

FEWEST POINTS

- 73, Wisconsin (39) vs. Washington St. (34), CH, 3-29-1941
- 79, Ohio St. (33) vs. Oregon (46), CH, 3-27-1939
- 80, Georgetown (34) vs. Wyoming (46), CH, 3-30-1943
- 82, Dartmouth (40) vs. Utah (42), CH, 3-28-1944 (OT)
- 82, Oklahoma St. (36) vs. Kentucky (46), CH, 3-26-1949

FIELD GOALS

- 83, UNLV (47) vs. Charlotte (36), N3d, 3-28-1977
- 82, UCLA (44) vs. Rutgers (38), N3d, 3-29-1976
- 80, UCLA (44) vs. Wichita St. (36), NSF, 3-19-1965
- 79, Memphis (41) vs. Providence (38), NSF, 3-24-1973
- 77, Princeton (48) vs. Wichita St. (29), N3d, 3-20-1965
- 77, Drake (45) vs. North Carolina (32), N3d, 3-22-1969

- 95, Utah (50) vs. *Saint Joseph's (45), N3d, 3-25-1961 (4 OT)

FIELD GOALS ATTEMPTED

- 180, Rutgers (100) vs. UCLA (80), N3d, 3-29-1976
- 172, Houston (95) vs. Ohio St. (77), N3d, 3-22-1968
- 168, North Carolina (88) vs. Michigan St. (80), NSF, 3-22-1957
- 167, San Francisco (87) vs. Iowa (80), CH, 3-23-1956
- 167, UNLV (95) vs. Charlotte (72), N3d, 3-28-1977

- 204, Utah (103) vs. *Saint Joseph's (101), N3d, 3-25-1961 (4 OT)

- 178, *Western Ky. (105) vs. *Villanova (73), NSF, 3-25-1971 (2 OT)

THREE-POINT FIELD GOALS

- 26, Kansas (13) vs. Villanova (13), NSF, 4-2-2022
- 22, Arkansas (12) vs. North Carolina (10), NSF, 4-1-1995
- 21, Illinois (12) vs. North Carolina (9), CH, 4-4-2005
- 21, Virginia (11) vs. Texas Tech (10), CH, 4-8-2019 (OT)

- 25, Villanova (18) vs. *Kansas (7), NSF, 3-31-2018

THREE-POINT FIELD GOALS ATTEMPTED

- 62, Arkansas (34) vs. North Carolina (28), NSF, 4-1-1995
- 56, Arizona (32) vs. Arkansas (24), NSF, 4-2-1994
- 56, Illinois (40) vs. North Carolina (16), CH, 4-4-2005
- 55, Villanova (31) vs. Kansas (24), NSF, 4-2-2022

- 61, Villanova (40) vs. *Kansas (21), NSF, 3-31-2018

FREE THROWS MADE

- 60, North Carolina (33) vs. Louisville (27), N3d, 3-25-1972
53, Indiana (30) vs. LSU (23), NSF, 3-17-1953
52, Jacksonville (37) vs. St. Bonaventure (15), NSF, 3-19-1970
51, Colorado (29) vs. Iowa (22), N3d, 3-19-1955
50, Bradley (32) vs. La Salle (18), CH, 3-20-1954

-
- 57, *Saint Joseph's (37) vs. Utah (20), N3d, 3-25-1961 (4 OT)

FREE THROWS ATTEMPTED

- 86, LSU (44) vs. Indiana (42), NSF, 3-17-1953
81, North Carolina (44) vs. Louisville (37), N3d, 3-25-1972
70, Kentucky (38) vs. Syracuse (32), NSF, 3-29-1975
69, Colorado (40) vs. Iowa (29), N3d, 3-19-1955
69, North Carolina (40) vs. Michigan St. (29), CH, 4-6-2009

-
- 76, *Saint Joseph's (42) vs. Utah (34), N3d, 3-25-1961 (4 OT)

REBOUNDS

- 128, Houston (76) vs. North Carolina (52), N3d, 3-25-1967
119, Michigan St. (65) vs. North Carolina (54), NSF, 3-22-1957 (3 OT)
112, Ohio St. (58) vs. Houston (54), N3d, 3-23-1968
111, UCLA (57) vs. Houston (54), NSF, 3-22-1968
110, UCLA (57) vs. Rutgers (53), N3d, 3-29-1976

-
- 128, Utah (65) vs. *Saint Joseph's (63), N3d, 3-25-1961 (4 OT)
123, *Western Ky. (69) vs. *Villanova (54), NSF, 3-25-1971 (2 OT)
123, Kansas (67) vs. *Western Ky. (56), N3d, 3-27-1971

ASSISTS

- 47, Gonzaga (26) vs. UCLA (21), NSF, 4-3-2021 (OT)
40, Kansas (22) vs. Maryland (18), NSF, 3-30-2002
39, Houston (20) vs. Georgetown (19), CH, 4-2-1984
39, Louisville (26) vs. LSU (13), NSF, 3-29-1986
39, UNLV (23) vs. Indiana (16), NSF, 3-28-1987

-
- 39, Kentucky (20) vs. *Massachusetts (19), NSF, 3-30-1996

BLOCKED SHOTS

- 16, Kentucky (11) vs. Kansas (5), CH, 4-2-2012
15, Kansas (8) vs. Ohio St. (7), NSF, 3-31-2012
14, Kansas (9) vs. Duke (5), NSF, 4-2-1988
14, Gonzaga (8) vs. South Carolina (6), NSF, 4-1-2017
13, North Carolina (8) vs. Gonzaga (5), CH, 4-3-2017

-
- 14, *Massachusetts (8) vs. Kentucky (6), NSF, 3-30-1996

STEALS

- 26, Arkansas (15) vs. UCLA (11), CH, 4-3-1995
24, Oklahoma (13) vs. Kansas (11), CH, 4-4-1988
22, Maryland (12) vs. Indiana (10), CH, 4-1-2002
22, Kansas (11) vs. Memphis (11), CH, 4-7-2008 (OT)
21, UNLV (16) vs. Duke (5), CH, 4-2-1990

PERSONAL FOULS

- 61, Kentucky (31) vs. Syracuse (30), NSF, 3-29-1975
60, St. John's (NY) (35) vs. Kansas (25), CH, 3-26-1952
55, Louisville (31) vs. North Carolina (24), N3d, 3-25-1972
53, Indiana (27) vs. LSU (26), NSF, 3-17-1953
53, St. Bonaventure (32) vs. Jacksonville (21), NSF, 3-19-1970
53, Penn (31) vs. Michigan St. (22), NSF, 3-24-1979
53, Penn (31) vs. DePaul (22), N3d, 3-26-1979

PLAYERS DISQUALIFIED

- 6, CCNY (3) vs. NC State (3), NSF, 3-25-1950
6, Penn (4) vs. DePaul (2), N3d, 3-26-1979
6, LSU (4) vs. Virginia (2), N3d, 3-28-1981
5, five tied (most recent: Kentucky [4] vs. Arizona [1], CH, 3-31-1997 [OT])

CHAMPIONSHIP GAME RECORDS

Team's appearance later vacated by the NCAA/Committee on Infractions/IARP (*).

INDIVIDUAL RECORDS

POINTS

- 44, Bill Walton, UCLA vs. Memphis, 3-26-1973
- 42, Gail Goodrich, UCLA vs. Michigan, 3-20-1965
- 41, Jack Givens, Kentucky vs. Duke, 3-27-1978
- 37, Lew Alcindor, UCLA vs. Purdue, 3-22-1969
- 35, John Morton, Seton Hall vs. Michigan, 4-3-1989 (OT)

POINTS BY A FRESHMAN

- 26, Toby Bailey, UCLA vs. Arkansas, 4-3-1995
- 25, Pervis Ellison, Louisville vs. Duke, 3-31-1986
- 25, Greg Oden, Ohio St. vs. Florida, 4-2-2007
- 23, Patrick Ewing, Georgetown vs. North Carolina, 3-29-1982
- 23, Tyus Jones, Duke vs. Wisconsin, 4-6-2015
- 22, Arnie Ferrin, Utah vs. Dartmouth, 3-28-1944
- 22, Eugene Banks, Duke vs. Kentucky, 3-27-1978
- 22, Jalen Suggs, Gonzaga vs. Baylor, 4-5-2021

FIELD GOALS

- 21, Bill Walton, UCLA vs. Memphis, 3-26-1973
- 18, Jack Givens, Kentucky vs. Duke, 3-27-1978
- 15, Lew Alcindor, UCLA vs. North Carolina, 3-23-1968
- 15, Lew Alcindor, UCLA vs. Purdue, 3-22-1969
- 13, four tied (most recent: Danny Manning, Kansas vs. Oklahoma, 4-4-1988)

FIELD GOALS ATTEMPTED

- 36, Rick Mount, Purdue vs. UCLA, 3-22-1969
- 32, Elgin Baylor, Seattle U. vs. Kentucky, 3-22-1958
- 30, Kevin Grevey, Kentucky vs. UCLA, 3-31-1975
- 29, Bill Spivey, Kentucky vs. Kansas St., 3-27-1951
- 29, Artis Gilmore, Jacksonville vs. UCLA, 3-21-1970

FIELD-GOAL PERCENTAGE

(Minimum 10 FGM)

- 95.5% (21-22), Bill Walton, UCLA vs. Memphis, 3-26-1973
- 90.0% (10-11), Sean May, North Carolina vs. Illinois, 4-4-2005
- 83.3% (10-12), Udonis Haslem, Florida vs. Michigan St., 4-3-2000
- 76.5% (13-17), James Worthy, North Carolina vs. Georgetown, 3-29-1982
- 75.0% (15-20), Lew Alcindor, UCLA vs. Purdue, 3-22-1969
- 75.0% (12-16), Anderson Hunt, UNLV vs. Duke, 4-2-1990

THREE-POINT FIELD GOALS

- 7, Steve Alford, Indiana vs. Syracuse, 3-30-1987
- 7, Dave Sieger, Oklahoma vs. Kansas, 4-4-1988
- 7, Tony Delk, Kentucky vs. Syracuse, 4-1-1996
- 6, Gerry McNamara, Syracuse vs. Kansas, 4-7-2003
- 5, seven tied (most recent: Donte DiVincenzo, Villanova vs. Michigan, 4-2-2018)

THREE-POINT FIELD GOALS

ATTEMPTED

- 16, Luther Head, Illinois vs. North Carolina, 4-4-2005
- 13, Dave Sieger, Oklahoma vs. Kansas, 4-4-1988
- 13, Joel Berry II, North Carolina vs. Gonzaga, 4-3-2017
- 12, Glen Rice, Michigan vs. Seton Hall, 4-3-1989 (OT)
- 12, John Morton, Seton Hall vs. Michigan, 4-3-1989 (OT)
- 12, Tony Delk, Kentucky vs. Syracuse, 4-1-1996
- 12, Scott Padgett, Kentucky vs. Arizona, 3-31-1997 (OT)
- 12, Kirk Hinrich, Kansas vs. Syracuse, 4-7-2003

THREE-POINT FIELD-GOAL

PERCENTAGE

(Minimum Five 3FGM)

- 100% (5-5), Luke Hancock, *Louisville vs. Michigan, 4-8-2013
- 71.4% (5-7), Donald Williams, North Carolina vs. Michigan, 4-5-1993
- 71.4% (5-7), Donte DiVincenzo, Villanova vs. Michigan, 4-2-2018
- 70.0% (7-10), Steve Alford, Indiana vs. Syracuse, 3-30-1987
- 60.0% (6-10), Gerry McNamara, Syracuse vs. Kansas, 4-7-2003
- 58.3% (7-12), Tony Delk, Kentucky vs. Syracuse, 4-1-1996

FREE THROWS MADE

- 18, Gail Goodrich, UCLA vs. Michigan, 3-20-1965
- 15, Ty Lawson, North Carolina vs. Michigan St., 4-6-2009
- 14, Miles Simon, Arizona vs. Kentucky, 3-31-1997 (OT)
- 12, Vern Hatton, Kentucky vs. Seattle U., 3-22-1958
- 12, Christian Laettner, Duke vs. Kansas, 4-1-1991

FREE THROWS ATTEMPTED

- 20, Gail Goodrich, UCLA vs. Michigan, 3-20-1965
- 18, Ty Lawson, North Carolina vs. Michigan St., 4-6-2009
- 17, Bob Carney, Bradley vs. La Salle, 3-20-1954
- 17, Miles Simon, Arizona vs. Kentucky, 3-31-1997 (OT)
- 16, Wilt Chamberlain, Kansas vs. North Carolina, 3-23-1957 (3 OT)

FREE-THROW PERCENTAGE

(Minimum 10 FTM)

- 100% (12-12), Christian Laettner, Duke vs. Kansas, 4-1-1991
- 91.7% (11-12), Dick Estergard, Bradley vs. La Salle, 3-20-1954
- 90.0% (18-20), Gail Goodrich, UCLA vs. Michigan, 3-20-1965
- 84.6% (11-13), Larry Finch, Memphis vs. UCLA, 3-26-1973
- 83.3% (10-12), three tied (most recent: Eugene Banks, Duke vs. Kentucky, 3-27-1978)

REBOUNDS

- 27, Bill Russell, San Francisco vs. Iowa, 3-23-1956
- 21, Bill Spivey, Kentucky vs. Kansas St., 3-27-1951
- 21, Nick Collison, Kansas vs. Syracuse, 4-7-2003
- 20, Lew Alcindor, UCLA vs. Purdue, 3-22-1969
- 20, Bill Walton, UCLA vs. Florida St., 3-25-1972

REBOUNDS SINCE 1973

- 21, Nick Collison, Kansas vs. Syracuse, 4-7-2003
- 19, Derrick Coleman, Syracuse vs. Indiana, 3-30-1987
- 18, Akeem Olajuwon, Houston vs. NC State, 4-4-1983
- 18, Danny Manning, Kansas vs. Oklahoma, 4-4-1988
- 17, Ed O'Bannon, UCLA vs. Arkansas, 4-3-1995
- 17, Thomas Robinson, Kansas vs. Kentucky, 4-2-2012

ASSISTS

- 11, Rumeal Robinson, Michigan vs. Seton Hall, 4-3-1989 (OT)
- 9, Alvin Franklin, Houston vs. Georgetown, 4-2-1984
- 9, Michael Jackson, Georgetown vs. Villanova, 4-1-1985
- 9, Bobby Hurley, Duke vs. Kansas, 4-1-1991
- 8, Cameron Dollar, UCLA vs. Arkansas, 4-3-1995
- 8, Taurean Green, Florida vs. UCLA, 4-3-2006
- 8, Ty Jerome, Virginia vs. Texas Tech, 4-8-2019 (OT)

- 8, Derrick Rose, *Memphis vs. Kansas, 4-7-2008 (OT)

BLOCKED SHOTS

- 6, Joakim Noah, Florida vs. UCLA, 4-3-2006
- 6, Anthony Davis, Kentucky vs. Kansas, 4-2-2012
- 4, Loren Woods, Arizona vs. Duke, 4-2-2001
- 4, Greg Oden, Ohio St. vs. Florida, 4-2-2007
- 4, Alex Oriakhi, UConn vs. Butler, 4-4-2011
- 4, Roscoe Smith, UConn vs. Butler, 4-4-2011
- 4, Jeff Withey, Kansas vs. Kentucky, 4-2-2012
- 4, Brady Manek, North Carolina vs. Kansas, 4-4-2022



Photo by Brett Wilhelm

Adama Sanogo (21) of UConn shoots over Nathan Mensah (31) of San Diego State during the 2023 national championship game.

STEALS

- 8, Ty Lawson, North Carolina vs. Michigan St., 4-6-2009
- 7, Tommy Amaker, Duke vs. Louisville, 3-31-1986
- 7, Mookie Blaylock, Oklahoma vs. Kansas, 4-4-1988
- 5, Danny Manning, Kansas vs. Oklahoma, 4-4-1988
- 5, Greg Anthony, UNLV vs. Duke, 4-2-1990
- 5, Juan Dixon, Maryland vs. Indiana, 4-1-2002

TEAM RECORDS

POINTS

- 103, UNLV vs. Duke (73), 4-2-1990
- 98, UCLA vs. Duke (83), 3-21-1964
- 94, Kentucky vs. Duke (88), 3-27-1978
- 92, La Salle vs. Bradley (76), 3-20-1954
- 92, UCLA vs. Purdue (72), 3-22-1969
- 92, UCLA vs. Kentucky (85), 3-31-1975

FEWEST POINTS

- 33, Ohio St. vs. Oregon (46), 3-27-1939
- 34, Washington St. vs. Wisconsin (39), 3-29-1941
- 34, Georgetown vs. Wyoming (46), 3-30-1943
- 36, Oklahoma St. vs. Kentucky (46) 3-26-1949
- 38, Dartmouth vs. Stanford (53), 3-28-1942

WINNING MARGIN

- 30, UNLV (103) vs. Duke (73), 4-2-1990
- 23, UCLA (78) vs. North Carolina (55), 3-23-1968
- 21, UCLA (87) vs. Memphis (66), 3-26-1973
- 20, Ohio St. (75) vs. California (55), 3-19-1960
- 20, UCLA (92) vs. Purdue (72), 3-22-1969

*Record later vacated

- 20, Duke (71) vs. *Michigan (51), 4-6-1992

SMALLEST WINNING MARGIN

- 1, Indiana (69) vs. Kansas (68), 3-18-1953
- 1, North Carolina (54) vs. Kansas (53), 3-23-1957 (3 OT)
- 1, California (71) vs. West Virginia (70), 3-21-1959
- 1, North Carolina (63) vs. Georgetown (62), 3-29-1982
- 1, Indiana (74) vs. Syracuse (73), 3-30-1987
- 1, Michigan (80) vs. Seton Hall (79), 4-3-1989 (OT)

POINTS BY LOSING TEAM

- 88, Duke vs. Kentucky (94), 3-27-1978
- 85, Kentucky vs. UCLA (92), 3-31-1975
- 83, Duke vs. UCLA (98), 3-21-1964
- 80, Michigan vs. UCLA (91), 3-20-1965
- 79, Oklahoma vs. Kansas (83), 4-4-1988
- 79, Seton Hall vs. Michigan (80), 4-3-1989 (OT)
- 79, Kentucky vs. Arizona (84), 3-31-1997 (OT)

DEFICIT OVERCOME TO WIN

- 15, Loyola Chicago vs. Cincinnati, 30-45 with 14:00 left in 2nd half, F: 60-58 (OT), 3-23-1963
- 15, Kansas vs. North Carolina, 25-40 at halftime, F: 72-69, 4-4-2022
- 12, Kentucky vs. Utah, 33-45 with 17:48 left in 2nd half, F: 78-69, 3-30-1998

FIELD GOALS

- 41, UNLV vs. Duke, 4-2-1990
- 40, UCLA vs. Memphis, 3-26-1973
- 39, Kentucky vs. Duke, 3-27-1978
- 38, UCLA vs. Kentucky, 3-31-1975
- 37, La Salle vs. Bradley, 3-20-1954

FEWEST FIELD GOALS

- 9, Oklahoma St. vs. Kentucky, 3-26-1949
- 12, Butler vs. UConn, 4-4-2011
- 13, North Carolina vs. Oklahoma St., 3-26-1946
- 14, Ohio St. vs. Oregon, 3-27-1939
- 14, Washington St. vs. Wisconsin, 3-29-1941
- 14, Georgetown vs. Wyoming, 3-30-1943

FIELD GOALS ATTEMPTED

- 92, Purdue vs. UCLA, 3-22-1969
- 87, San Francisco vs. Iowa, 3-23-1956
- 86, Kentucky vs. UCLA, 3-31-1975
- 84, Loyola Chicago vs. Cincinnati, 3-23-1963 (OT)
- 80, Kansas St. vs. Kentucky, 3-27-1951
- 80, Jacksonville vs. UCLA, 3-21-1970

FEWEST FIELD GOALS ATTEMPTED

- 28, Villanova vs. Georgetown, 4-1-1985
- 41, Duke vs. Kansas, 4-1-1991
- 43, Michigan St. vs. Indiana St., 3-26-1979
- 45, North Carolina vs. Kansas, 3-23-1957 (3 OT)
- 45, Cincinnati vs. Loyola Chicago, 3-23-1963

FIELD-GOAL PERCENTAGE

- 78.6% (22-28), Villanova vs. Georgetown, 4-1-1985
- 67.4% (31-46), Ohio St. vs. California, 3-19-1960
- 64.5% (40-62), UCLA vs. Memphis, 3-26-1973
- 63.6% (35-55), Kansas vs. Oklahoma, 4-4-1988
- 61.2% (41-67), UNLV vs. Duke, 4-2-1990

LOWEST FIELD-GOAL PERCENTAGE

- 18.8% (12-64), Butler vs. UConn, 4-4-2011
- 21.5% (14-65), Washington St. vs. Wisconsin, 3-29-1941
- 23.4% (15-64), Baylor vs. Kentucky, 3-23-1948
- 25.4% (16-63), Wisconsin vs. Washington St., 3-29-1941
- 27.4% (23-84), Loyola Chicago vs. Cincinnati, 3-23-1963 (OT)

THREE-POINT FIELD GOALS

- 12, Kentucky vs. Syracuse, 4-1-1996
- 12, Illinois vs. North Carolina, 4-4-2005
- 11, Michigan St. vs. Florida, 4-3-2000
- 11, Syracuse vs. Kansas, 4-7-2003
- 11, North Carolina vs. Villanova, 4-4-2016
- 11, Virginia vs. Texas Tech, 4-8-2019 (OT)

FEWEST THREE-POINT FIELD GOALS

- 1, Duke vs. UNLV, 4-2-1990
- 1, UConn vs. Butler, 4-4-2011
- 2, UCLA vs. Arkansas, 4-3-1995
- 2, Maryland vs. Indiana, 4-1-2002
- 3, UConn vs. Duke, 3-29-1999
- 3, UCLA vs. Florida, 4-3-2006
- 3, Kansas vs. Memphis, 4-7-2008 (OT)
- 3, Michigan vs. Villanova, 4-2-2018

1, *Michigan vs. Duke, 4-6-1992

THREE-POINT FIELD GOALS ATTEMPTED

- 40, Illinois vs. North Carolina, 4-4-2005
- 33, Butler vs. UConn, 4-4-2011
- 30, Kentucky vs. Arizona, 3-31-1997 (OT)
- 30, Texas Tech vs. Virginia, 4-8-2019 (OT)
- 28, Arkansas vs. UCLA, 4-3-1995

FEWEST THREE-POINT FIELD GOALS ATTEMPTED

- 6, Kansas vs. Oklahoma, 4-4-1988
- 7, UCLA vs. Arkansas, 4-3-1995
- 8, UConn vs. Duke, 3-29-1999
- 9, Duke vs. Michigan, 4-6-1992
- 9, Maryland vs. Indiana, 4-1-2002

THREE-POINT FIELD-GOAL PERCENTAGE

(Minimum Seven 3FGM)

- 64.7% (11-17), North Carolina vs. Villanova, 4-4-2016
- 63.6% (7-11), Indiana vs. Syracuse, 3-30-1987
- 61.1% (11-18), Syracuse vs. Kansas, 4-7-2003

57.1% (8-14), UNLV vs. Duke, 4-2-1990
57.1% (8-14), Villanova vs. North Carolina, 4-4-2016

LOWEST THREE-POINT FIELD-GOAL PERCENTAGE *(Minimum Five 3FGA)*

9.1% (1-11), Duke vs. UNLV, 4-2-1990
9.1% (1-11), UConn vs Butler, 4-4-2011
13.0% (3-23), Michigan vs. Villanova, 4-2-2018
14.8% (4-27), North Carolina vs. Gonzaga, 4-3-2017
17.4% (4-23), Ohio St. vs. Florida, 4-2-2007

9.1% (1-11), *Michigan vs. Duke, 4-6-1992

FREE THROWS MADE

34, Arizona vs. Kentucky, 3-31-1997 (OT)
32, Bradley vs. La Salle, 3-20-1954
30, Duke vs. Kentucky, 3-27-1978
28, UTEP vs. Kentucky, 3-19-1966
28, UCLA vs. Purdue, 3-22-1969
28, North Carolina vs. Michigan St., 4-6-2009

FEWEST FREE THROWS MADE

2, Dartmouth vs. Utah, 3-28-1944 (OT)
2, Indiana vs. Maryland, 4-1-2002
4, Dartmouth vs. Stanford, 3-28-1942
4, Kansas vs. Duke, 4-1-1991
4, Illinois vs. North Carolina, 4-4-2005

FREE THROWS ATTEMPTED

44, Bradley vs. La Salle, 3-20-1954
41, UCLA vs. Purdue, 3-22-1969
41, Arizona vs. Kentucky, 3-31-1997 (OT)
40, North Carolina vs. Michigan St., 4-6-2009
39, UConn vs. Georgia Tech, 4-5-2004

FEWEST FREE THROWS ATTEMPTED

5, Dartmouth vs. Utah, 3-28-1944 (OT)
6, Dartmouth vs. Stanford, 3-28-1942
6, Illinois vs. North Carolina, 4-5-1993
7, Indiana vs. Maryland, 4-1-2002
8, Stanford vs. Dartmouth, 3-28-1942
8, Jacksonville vs. UCLA, 3-21-1970
8, Georgetown vs. Villanova, 4-1-1985
8, Kansas vs. Duke, 4-1-1991

7, *Michigan vs. North Carolina, 4-5-1993

FREE-THROW PERCENTAGE *(Minimum 15 FTM)*

93.8% (15-16), Ohio St. vs. Cincinnati, 3-25-1961 (OT)
92.0% (23-25), Marquette vs. North Carolina, 3-28-1977
90.5% (19-21), Duke vs. Louisville, 3-31-1986
88.9% (16-18), Baylor vs. Gonzaga, 4-5-2021
88.9% (24-27), UConn vs. San Diego St., 4-3-2023

88.9% (16-18), *UCLA vs. Louisville, 3-24-1980

LOWEST FREE-THROW PERCENTAGE

28.6% (2-7), Indiana vs. Maryland, 4-1-2002
33.3% (5-15), Oklahoma St. vs. NYU, 3-27-1945
40.0% (2-5), Dartmouth vs. Utah, 3-28-1944 (OT)
40.0% (12-30), Kansas vs. Syracuse, 4-7-2003
42.9% (6-14), Georgetown vs. Wyoming, 3-30-1943

REBOUNDS

61, UCLA vs. Purdue, 3-22-1969
60, San Francisco vs. Iowa, 3-23-1956
55, Kentucky vs. Seattle U., 3-22-1958
55, UCLA vs. Kentucky, 3-31-1975
55, North Carolina vs. Kansas, 4-4-2022

FEWEST REBOUNDS

17, Villanova vs. Georgetown, 4-1-1985
17, Georgetown vs. Villanova, 4-1-1985
21, Memphis vs. UCLA, 3-26-1973
22, Georgetown vs. North Carolina, 3-29-1982
22, Gonzaga vs. Baylor, 4-5-2021

REBOUND MARGIN

20, North Carolina (55) vs. Kansas (35), 4-4-2022
19, UCLA (40) vs. Memphis (21), 3-26-1973
19, UCLA (50) vs. Arkansas (31), 4-3-1995
16, Kansas (52) vs. Syracuse (36), 4-7-2003
16, Baylor (38) vs. Gonzaga (22), 4-5-2021

ASSISTS

24, UNLV vs. Duke, 4-2-1990
22, Kentucky vs. Syracuse, 4-1-1996
21, UCLA vs. Arkansas, 4-3-1995
21, Florida vs. UCLA, 4-3-2006
20, Houston vs. Georgetown, 4-2-1984
20, Indiana vs. Syracuse, 3-30-1987

BLOCKED SHOTS

11, Kentucky vs. Kansas, 4-2-2012
10, Florida vs. UCLA, 4-3-2006
10, UConn vs. Butler, 4-4-2011
8, North Carolina vs. Gonzaga, 4-3-2017
7, Louisville vs. Duke, 3-31-1986
7, Syracuse vs. Indiana, 3-30-1987
7, Duke vs. Arkansas, 4-4-1994
7, Kentucky vs. Arizona, 3-31-1997 (OT)
7, Arizona vs. Duke, 4-2-2001
7, Syracuse vs. Kansas, 4-7-2003
7, Duke vs. Butler, 4-5-2010

STEALS

16, UNLV vs. Duke, 4-2-1990
15, Arkansas vs. UCLA, 4-3-1995
13, Duke vs. Louisville, 3-31-1986
13, Oklahoma vs. Kansas, 4-4-1988
12, Maryland vs. Indiana, 4-1-2002

PERSONAL FOULS

35, St. John's (NY) vs. Kansas, 3-26-1952
32, Bradley vs. CCONY, 3-28-1950
30, Purdue vs. UCLA, 3-22-1969
29, Marquette vs. NC State, 3-25-1974
29, Kentucky vs. Arizona, 3-31-1997 (OT)

FEWEST PERSONAL FOULS

5, Stanford vs. Dartmouth, 3-28-1942
6, Utah vs. Dartmouth, 3-28-1944 (OT)
7, Dartmouth vs. Stanford, 3-28-1942
8, Washington St. vs. Wisconsin, 3-29-1941
9, Oregon vs. Ohio St., 3-27-1939
9, UCLA vs. Villanova, 3-27-1971

PLAYERS DISQUALIFIED

4, Kentucky vs. Arizona, 3-31-1997 (OT)
3, Bradley vs. CCONY, 3-28-1950
3, Kentucky vs. Kansas St., 3-27-1951
3, Michigan vs. UCLA, 3-20-1965
3, Purdue vs. UCLA, 3-22-1969

TEAM AND TWO-TEAM SCORING BY HALVES

POINTS IN A HALF, TEAM

57, Indiana vs. Michigan, 3-29-1976 (2d)
56, UNLV vs. Duke, 4-2-1990 (2d)
55, North Carolina vs. Michigan St., 4-6-2009 (1st)

POINTS IN A HALF, BOTH TEAMS

100, Kansas (50) vs. Oklahoma (50), 4-4-1988 (1st)
99, Duke (50) vs. Kentucky (49), 3-27-1978 (2d)
95, Syracuse (53) vs. Kansas (42), 4-7-2003 (1st)

POINTS AT HALFTIME, TEAM

55, North Carolina vs. Michigan St. (34), 4-6-2009
53, Syracuse vs. Kansas (42), 4-7-2003
50, UCLA vs. Duke (38), 3-21-1964
50, UCLA vs. Florida St. (39), 3-25-1972
50, Kansas vs. Oklahoma (50), 4-4-1988
50, Oklahoma vs. Kansas (50), 4-4-1988

POINTS AT HALFTIME, BOTH TEAMS

100, Kansas (50) vs. Oklahoma (50), 4-4-1988
95, Syracuse (53) vs. Kansas (42), 4-7-2003
89, North Carolina (55) vs. Michigan St. (34), 4-6-2009

FEWEST POINTS IN A HALF, TEAM

16, Ohio St. vs. Oregon, 3-27-1939 (1st)
16, Dartmouth vs. Stanford, 3-28-1942 (2d)
16, Georgetown vs. Wyoming, 3-30-1943 (1st)
16, Oklahoma vs. Holy Cross, 3-25-1947 (2d)
16, Baylor vs. Kentucky, 3-25-1948 (1st)
16, Oklahoma St. vs. Kentucky, 3-26-1949 (2d)

FEWEST POINTS IN A HALF, BOTH TEAMS

- 34, Wyoming (18) vs. Georgetown (16), 3-30-1943 (1st)
- 35, Wisconsin (18) vs. Washington St. (17), 3-29-1941 (2d)
- 35, Dartmouth (18) vs. Utah (17), 3-28-1944 (1st)

FEWEST POINTS AT HALFTIME, TEAM

- 16, Ohio St. vs. Oregon (21), 3-27-1939
- 16, Georgetown vs. Wyoming (18), 3-30-1943
- 16, Baylor vs. Kentucky (29), 3-25-1948

FEWEST POINTS AT HALFTIME, BOTH TEAMS

- 34, Wyoming (18) vs. Georgetown (16), 3-30-1943
- 35, Dartmouth (18) vs. Utah (17), 3-28-1944
- 37, Oregon (21) vs. Ohio St. (16), 3-27-1939

HALFTIME LEAD

- 21, North Carolina (55) vs. Michigan St. (34), 4-6-2009
- 18, Ohio St. (37) vs. California (19), 3-19-1960
- 18, UCLA (38) vs. Dayton (20), 3-25-1967

HALFTIME DEFICIT

OVERCOME

- 15, Kansas vs. North Carolina, H: 25-40, F: 72-69, 4-4-2022
- 10, Kentucky vs. Utah, H: 31-41, F: 78-69, 3-30-1998
- 8, Loyola Chicago vs. Cincinnati, H: 21-29, F: 60-58 (OT), 3-23-1963
- 6, Indiana vs. Michigan, H: 29-35, F: 86-68, 3-29-1976
- 5, Villanova vs. North Carolina, H: 34-39, F: 77-74, 4-4-2016

OVERTIME GAMES

OVERTIME PERIODS

- 3, North Carolina (54) vs. Kansas (53), 3-23-1957
- 1, Utah (42) vs. Dartmouth (40), 3-28-1944
- 1, Cincinnati (70) vs. Ohio St. (65), 3-25-1961
- 1, Loyola Chicago (60) vs. Cincinnati (58), 3-23-1963
- 1, Michigan (80) vs. Seton Hall (79), 4-3-1989
- 1, Arizona (84) vs. Kentucky (79), 3-31-1997
- 1, Virginia (85) vs. Texas Tech (77), 4-8-2019

- 1, Kansas (75) vs. *Memphis (68), 4-7-2008

TWO-TEAM RECORDS

POINTS

- 182, Kentucky (94) vs. Duke (88), 3-27-1978
- 181, UCLA (98) vs. Duke (83), 3-21-1964
- 177, UCLA (92) vs. Kentucky (85), 3-31-1975
- 176, UNLV (103) vs. Duke (73), 4-2-1990
- 171, UCLA (91) vs. Michigan (80), 3-20-1965

FEWEST POINTS

- 73, Washington St. (34) vs. Wisconsin (39), 3-29-1941
- 79, Ohio St. (33) vs. Oregon (46), 3-27-1939
- 80, Georgetown (34) vs. Wyoming (46), 3-30-1943
- 82, Dartmouth (40) vs. Utah (42), 3-28-1944 (OT)
- 82, Oklahoma St. (36) vs. Kentucky (46), 3-26-1949

FIELD GOALS

- 71, UCLA (38) vs. Kentucky (33), 3-31-1975
- 68, UCLA (36) vs. Duke (32), 3-21-1964
- 68, Kentucky (39) vs. Duke (29), 3-27-1978
- 67, UCLA (36) vs. Florida St. (31), 3-25-1972
- 67, UNLV (41) vs. Duke (26), 4-2-1990

FIELD GOALS ATTEMPTED

- 167, San Francisco (87) vs. Iowa (80), 3-23-1956
- 164, Kentucky (86) vs. UCLA (78), 3-31-1975
- 151, San Francisco (83) vs. La Salle (68), 3-19-1955
- 150, Purdue (92) vs. UCLA (58), 3-22-1969
- 149, Kansas St. (80) vs. Kentucky (69), 3-27-1951

THREE-POINT FIELD GOALS

- 21, Illinois (12) vs. North Carolina (9), 4-4-2005
- 21, Virginia (11) vs. Texas Tech (10), 4-8-2019 (OT)
- 19, North Carolina (11) vs. Villanova (8), 4-4-2016
- 18, Kentucky (12) vs. Syracuse (6), 4-1-1996
- 17, Michigan St. (11) vs. Florida (6), 4-3-2000

THREE-POINT FIELD GOALS ATTEMPTED

- 56, Illinois (40) vs. North Carolina (16), 4-4-2005
- 54, Texas Tech (30) vs. Virginia (24), 4-8-2019 (OT)
- 50, Villanova (27) vs. Michigan (23), 4-2-2018
- 49, Duke (27) vs. Arizona (22), 4-2-2001
- 46, North Carolina (27) vs. Gonzaga (19), 4-3-2017

FREE THROWS MADE

- 50, Bradley (32) vs. La Salle (18), 3-20-1954
- 49, North Carolina (28) vs. Michigan St. (21), 4-6-2009
- 46, Kentucky (24) vs. Seattle U. (22), 3-22-1958
- 46, UCLA (28) vs. Purdue (18), 3-22-1969
- 46, Duke (30) vs. Kentucky (16), 3-27-1978

FREE THROWS ATTEMPTED

- 69, North Carolina (40) vs. Michigan St. (29), 4-6-2009
- 68, Bradley (44) vs. La Salle (24), 3-20-1954
- 66, Kentucky (36) vs. Seattle U. (30), 3-22-1958
- 65, UCLA (41) vs. Purdue (24), 3-22-1969
- 62, Kansas (35) vs. St. John's (NY) (27), 3-26-1952

REBOUNDS

- 109, UCLA (61) vs. Purdue (48), 3-22-1969
- 108, San Francisco (60) vs. Iowa (48), 3-23-1956
- 105, UCLA (54) vs. Dayton (51), 3-25-1967
- 104, UCLA (55) vs. Kentucky (49), 3-31-1975
- 101, Kentucky (55) vs. Seattle U. (46), 3-22-1958

ASSISTS

- 39, Houston (20) vs. Georgetown (19), 4-2-1984
- 36, Oklahoma (19) vs. Kansas (17), 4-4-1988
- 36, UCLA (21) vs. Arkansas (15), 4-3-1995
- 35, UNLV (24) vs. Duke (11), 4-2-1990
- 34, Indiana (20) vs. Syracuse (14), 3-30-1987
- 34, Kentucky (22) vs. Syracuse (12), 4-1-1996
- 34, Baylor (18) vs. Gonzaga (16), 4-5-2021

BLOCKED SHOTS

- 16, Kentucky (11) vs. Kansas (5), 4-2-2012
- 13, North Carolina (8) vs. Gonzaga (5), 4-3-2017
- 12, Arizona (7) vs. Duke (5), 4-2-2001
- 12, UConn (10) vs. Butler (2), 4-4-2011
- 11, Syracuse (7) vs. Kansas (4), 4-7-2003
- 11, Florida (10) vs. UCLA (1), 4-3-2006
- 11, North Carolina (6) vs. Kansas (5), 4-4-2022

STEALS

- 26, Arkansas (15) vs. UCLA (11), 4-3-1995
- 24, Oklahoma (13) vs. Kansas (11), 4-4-1988
- 22, Maryland (12) vs. Indiana (10), 4-1-2002
- 21, UNLV (16) vs. Duke (5), 4-2-1990
- 19, Syracuse (10) vs. Kansas (9), 4-7-2003

- 22, Kansas (11) vs. *Memphis (11), 4-7-2008 (OT)

PERSONAL FOULS

- 60, St. John's (NY) (35) vs. Kansas (25), 3-26-1952
- 57, Oklahoma St. (36) vs. Kentucky (21), 3-26-1949
- 50, Michigan St. (28) vs. North Carolina (22), 4-6-2009
- 49, Bradley (32) vs. CCNY (17), 3-28-1950
- 49, UCLA (25) vs. Duke (24), 3-21-1964
- 49, Purdue (30) vs. UCLA (19), 3-22-1969

PLAYERS DISQUALIFIED

- 5, Kentucky (4) vs. Arizona (1), 3-31-1997 (OT)
- 4, Bradley (3) vs. CCNY (1), 3-28-1950
- 4, Kentucky (3) vs. Kansas St. (1), 3-27-1951
- 3, eight tied (most recent: Kansas [2] vs. Syracuse [1], 4-7-2003)

SEMIFINAL GAME RECORDS

INDIVIDUAL RECORDS

POINTS

- 39, Al Wood, North Carolina vs. Virginia, 3-28-1981
- 38, Jerry West, West Virginia vs. Louisville, 3-20-1959
- 38, Jerry Chambers, Utah vs. UTEP, 3-18-1966
- 38, Freddie Banks, UNLV vs. Indiana, 3-28-1987
- 36, four tied (most recent: Rick Mount, Purdue vs. North Carolina, 3-20-1969)

POINTS BY A FRESHMAN

- 33, Carmelo Anthony, Syracuse vs. Texas, 4-5-2003
- 31, Mike O'Koren, North Carolina vs. UNLV, 3-26-1977
- 24, Jack Givens, Kentucky vs. Syracuse, 3-29-1975
- 22, Eugene Banks, Duke vs. Notre Dame, 3-25-1978
- 20, Mike Bibby, Arizona vs. North Carolina, 3-29-1997
- 20, Paolo Banchemo, Duke vs. North Carolina, 4-2-2022

25, Derrick Rose, *Memphis vs. UCLA, 4-5-2008

FIELD GOALS

- 16, Don May, Dayton vs. North Carolina, 3-24-1967
- 16, Larry Bird, Indiana St. vs. DePaul, 3-24-1979
- 15, Hal Lear, Temple vs. Iowa, 3-22-1956
- 15, Ernie DiGregorio, Providence vs. Memphis, 3-24-1973
- 14, eight tied (most recent: Armon Gilliam, UNLV vs. Indiana, 3-28-1987)

FIELD GOALS ATTEMPTED

- 42, Lennie Rosenbluth, North Carolina vs. Michigan St., 3-22-1957 (3 OT)
- 36, Ernie DiGregorio, Providence vs. Memphis, 3-24-1973
- 31, Billy McGill, Utah vs. Cincinnati, 3-24-1961
- 31, Jerry Chambers, Utah vs. UTEP, 3-18-1966
- 31, Elvin Hayes, Houston vs. UCLA, 3-24-1967

33, Jerry Dunn, *Western Ky. vs. Villanova, 3-25-1971 (2 OT)

FIELD-GOAL PERCENTAGE

(Minimum 10 FGM)

- 90.9% (10-11), Jerry Lucas, Ohio St. vs. Saint Joseph's, 3-24-1961
- 90.9% (10-11), Billy Thompson, Louisville vs. LSU, 3-29-1986
- 90.9% (10-11), Eric Paschall, Villanova vs. Kansas, 3-31-2018
- 84.6% (11-13), Bill Walton, UCLA vs. Louisville, 3-23-1972
- 84.6% (11-13), Kennedy Meeks, North Carolina vs. Oregon, 4-1-2017

THREE-POINT FIELD GOALS

- 10, Freddie Banks, UNLV vs. Indiana, 3-28-1987
- 7, Dennis Scott, Georgia Tech vs. UNLV, 3-31-1990
- 6, Bobby Hurley, Duke vs. Indiana, 4-4-1992
- 6, Darryl Wilson, Mississippi St. vs. Syracuse, 3-30-1996
- 6, Mike Bibby, Arizona vs. North Carolina, 3-29-1997
- 6, Lee Humphrey, Florida vs. George Mason, 4-1-2006
- 6, Ochai Agbaji, Kansas vs. Villanova, 4-2-2022

THREE-POINT FIELD GOALS ATTEMPTED

- 19, Freddie Banks, UNLV vs. Indiana, 3-28-1987
- 14, Dennis Scott, Georgia Tech vs. UNLV, 3-31-1990
- 13, Damon Stoudamire, Arizona vs. Arkansas, 4-2-1994
- 13, Darryl Wilson, Mississippi St. vs. Syracuse, 3-30-1996
- 13, Jeff Boschee, Kansas vs. Maryland, 3-30-2002

THREE-POINT FIELD-GOAL PERCENTAGE

(Minimum Five 3FGM)

- 85.7% (6-7), Ochai Agbaji, Kansas vs. Villanova, 4-2-2022
- 83.3% (5-6), Shelvin Mack, Butler vs. VCU, 4-2-2011
- 71.4% (5-7), Adonis Jordan, Kansas vs. North Carolina, 4-3-1993
- 71.4% (5-7), Donald Williams, North Carolina vs. Kansas, 4-3-1993
- 66.7% (6-9), Bobby Hurley, Duke vs. Indiana, 4-4-1992

FREE THROWS MADE

- 14, Jerry West, West Virginia vs. Louisville, 3-20-1959
- 13, Don Schlundt, Indiana vs. LSU, 3-17-1953
- 12, Paul Hogue, Cincinnati vs. UCLA, 3-23-1962
- 12, Jim Spanarkel, Duke vs. Notre Dame, 3-25-1978
- 12, Tyler Dorsey, Oregon vs. North Carolina, 4-1-2017
- 11, seven tied (most recent: Matt Howard, Butler vs. VCU, 4-2-2011)

FREE THROWS ATTEMPTED

- 20, Jerry West, West Virginia vs. Louisville, 3-20-1959
- 18, Bob Pettit, LSU vs. Indiana, 3-17-1953
- 17, Don Schlundt, Indiana vs. LSU, 3-17-1953
- 17, Paul Hogue, Cincinnati vs. UCLA, 3-23-1962
- 17, Ty Lawson, North Carolina vs. Villanova, 4-4-2009

FREE-THROW PERCENTAGE

(Minimum 10 FTM)

- 100% (12-12), Jim Spanarkel, Duke vs. Notre Dame, 3-25-1978
- 100% (12-12), Tyler Dorsey, Oregon vs. North Carolina, 4-1-2017
- 100% (10-10), Ron King, Florida St. vs. North Carolina, 3-23-1972
- 100% (10-10), Maurice Ager, Michigan St. vs. North Carolina, 4-2-2005
- 91.7% (11-12), Bill Walton, UCLA vs. Louisville, 3-23-1972
- 91.7% (11-12), Magic Johnson, Michigan St. vs. Penn, 3-24-1979
- 91.7% (11-12), Matt Howard, Butler vs. VCU, 4-2-2011

91.7% (11-12), Derrick Rose, *Memphis vs. UCLA, 4-5-2008

REBOUNDS

- 24, Elvin Hayes, Houston vs. UCLA, 3-24-1967
- 23, Bill Russell, San Francisco vs. SMU, 3-22-1956
- 22, Elgin Baylor, Seattle U. vs. Kansas St., 3-21-1958
- 22, Tom Sanders, NYU vs. Ohio St., 3-18-1960
- 22, Larry Kenon, Memphis vs. Providence, 3-24-1973
- 22, Akeem Olajuwon, Houston vs. Louisville, 4-2-1983

REBOUNDS SINCE 1973

- 22, Larry Kenon, Memphis vs. Providence, 3-26-1973
- 22, Akeem Olajuwon, Houston vs. Louisville, 4-2-1983
- 21, Armondo Bacot, North Carolina vs. Duke, 4-2-2022
- 19, Bobby Wilkerson, Indiana vs. UCLA, 3-27-1976
- 18, Bill Walton, UCLA vs. NC State, 3-23-1974

ASSISTS

- 18, Mark Wade, UNLV vs. Indiana, 3-28-1987
- 13, T.J. Ford, Texas vs. Syracuse, 4-5-2003
- 12, Rumeal Robinson, Michigan vs. Illinois, 4-1-1989
- 11, Michael Jackson, Georgetown vs. St. John's (NY), 3-30-1985
- 11, Milt Wagner, Louisville vs. LSU, 3-29-1986
- 11, Steve Blake, Maryland vs. Kansas, 3-30-2002
- 11, Davion Mitchell, Baylor vs. Houston, 4-3-2021

12, Edgar Padilla, *Massachusetts vs. Kentucky, 3-30-1996



Photo by Brett Wilhelm

Harland Beverly (5) for the Miami Hurricanes dunks the ball against UConn in the 2023 national semifinals.

BLOCKED SHOTS

- 7, Jeff Withey, Kansas vs. Ohio St., 3-31-2012
 - 6, Danny Manning, Kansas vs. Duke, 4-2-1988
 - 6, Zach Collins, Gonzaga vs. South Carolina, 4-1-2017
 - 5, Anthony Davis, Kentucky vs. Louisville, 3-31-2012
 - 5, Mamadi Diakite, Virginia vs. Auburn, 4-6-2019
-
- 6, Marcus Camby, *Massachusetts vs. Kentucky, 3-30-1996

STEALS

- 6, Gilbert Arenas, Arizona vs. Michigan St., 3-31-2001
- 5, Anthony Epps, Kentucky vs. Minnesota, 3-29-1997
- 5, Wayne Turner, Kentucky vs. Minnesota, 3-29-1997
- 5, Raymar Morgan, Michigan St. vs. UConn, 4-4-2009
- 5, Phil Booth, Villanova vs. Oklahoma, 4-2-2016

“UNOFFICIAL” TRIPLE-DOUBLES

- Oscar Robertson, Cincinnati vs. California, 3-18-1960: 18 pts., 10 rebs. & 10 asts.
- Magic Johnson, Michigan St. vs. Penn, 3-24-1979: 29 pts., 10 rebs. & 10 asts.

TEAM RECORDS

POINTS

- 108, UCLA vs. Wichita St. (89), 3-19-1965
- 101, UCLA vs. Houston (69), 3-22-1968
- 101, Michigan St. vs. Penn (67), 3-24-1979
- 98, Memphis vs. Providence (85), 3-24-1973
- 97, Indiana vs. UNLV (93), 3-28-1987
- 97, Duke vs. Arkansas (83), 3-31-1990
- 97, Maryland vs. Kansas (88), 3-30-2002

FEWEST POINTS

- 28, Kentucky vs. Dartmouth (47), 3-21-1942
- 30, Duquesne vs. Indiana (39), 3-21-1940
- 30, Pittsburgh vs. Wisconsin (36), 3-22-1941
- 30, Oregon St. vs. Oklahoma St. (55), 3-19-1949
- 31, Iowa St. vs. Utah (40), 3-25-1944

WINNING MARGIN

- 44, Villanova (95) vs. Oklahoma (51), 4-2-2016
- 34, Cincinnati (80) vs. Oregon St. (46), 3-22-1963
- 34, Michigan St. (101) vs. Penn (67), 3-24-1979
- 33, Kansas (94) vs. Marquette (61), 4-5-2003
- 32, UCLA (101) vs. Houston (69), 3-22-1968

SMALLEST WINNING MARGIN

- 1, Kansas (43) vs. Southern California (42), 3-21-1940
- 1, Oklahoma (55) vs. Texas (54), 3-22-1947
- 1, Kentucky (61) vs. Temple (60), 3-21-1958
- 1, UCLA (75) vs. Louisville (74), 3-29-1975 (OT)
- 1, North Carolina (84) vs. UNLV (83), 3-26-1977
- 1, Kentucky (86) vs. Stanford (85), 3-28-1998 (OT)
- 1, UConn (79) vs. Duke (78), 4-3-2004
- 1, UConn (56) vs. Kentucky (55), 4-2-2011
- 1, Kentucky (74) vs. Wisconsin (73), 4-5-2014
- 1, North Carolina (77) vs. Oregon (76), 4-1-2017
- 1, Virginia (63) vs. Auburn (62), 4-6-2019
- 1, San Diego St. (72) vs. Fla. Atlantic (71), 4-1-2023

POINTS BY LOSING TEAM

- 93, UNLV vs. Indiana (97), 3-28-1987
- 90, UCLA vs. Gonzaga (93), 4-3-2021 (OT)
- 89, Wichita St. vs. UCLA (108), 3-19-1965
- 88, Kansas vs. Maryland (97), 3-30-2002
- 86, Notre Dame vs. Duke (90), 3-25-1978

- 89, *Western Ky. vs. Villanova (92), 3-25-1971 (2 OT)

DEFICIT OVERCOME TO WIN

- 22, Duke vs. Maryland, 17-39 with 6:37 left in 1st half, F: 95-84, 3-31-2001
- 18, Seton Hall vs. Duke, 8-26 with 8:36 left in 1st half, F: 95-78, 4-1-1989
- 13, Duke vs. Florida, 32-45 with 17:58 left in 2nd half, F: 70-65, 4-2-1994
- 13, Kansas vs. Ohio St., 21-34 with 0:24 left in 1st half, F: 64-62, 3-31-2012
- 12, Duke vs. Indiana, 27-39 with 2:03 left in 1st half, F: 81-78, 4-4-1992

FIELD GOALS

- 44, UCLA vs. Wichita St., 3-19-1965
- 43, UCLA vs. Houston, 3-22-1968
- 41, Memphis vs. Providence, 3-24-1973
- 41, UNLV vs. North Carolina, 3-26-1977
- 41, Houston vs. Louisville, 4-2-1983

FEWEST FIELD GOALS

- 10, Wisconsin vs. Pittsburgh, 3-22-1941
- 10, Kentucky vs. Dartmouth, 3-21-1942
- 11, Duquesne vs. Indiana, 3-21-1940
- 11, Oregon St. vs. Oklahoma St., 3-19-1949
- 12, Pittsburgh vs. Wisconsin, 3-22-1941

FIELD GOALS ATTEMPTED

- 91, Kentucky vs. Illinois, 3-24-1951
- 89, UCLA vs. Wichita St., 3-19-1965
- 88, Temple vs. Iowa, 3-22-1956
- 88, North Carolina vs. Michigan St., 3-22-1957 (3 OT)
- 86, St. Bonaventure vs. Jacksonville, 3-19-1970

- 105, *Western Ky. vs. Villanova, 3-25-1971 (2 OT)

FEWEST FIELD GOALS ATTEMPTED

- 38, Villanova vs. Memphis, 3-30-1985
- 41, Georgetown vs. Louisville, 3-27-1982
- 42, Houston vs. Virginia, 3-31-1984 (OT)
- 42, St. John's (NY) vs. Georgetown, 3-30-1985
- 42, Michigan St. vs. Butler, 4-3-2010

FIELD-GOAL PERCENTAGE

- 71.4% (35-49), Villanova vs. Oklahoma, 4-2-2016
- 63.3% (38-60), Ohio St. vs. Saint Joseph's, 3-24-1961
- 63.3% (38-60), Michigan St. vs. Penn, 3-24-1979
- 62.5% (35-56), Indiana St. vs. DePaul, 3-24-1979
- 61.7% (37-60), Indiana vs. UNLV, 3-28-1987

LOWEST FIELD-GOAL PERCENTAGE

- 23.2% (13-56), Indiana vs. Duquesne, 3-23-1940
- 23.4% (11-47), Duquesne vs. Indiana, 3-23-1940
- 24.5% (13-53), Kentucky vs. Georgetown, 3-31-1984
- 28.2% (22-78), Houston vs. UCLA, 3-22-1968
- 28.4% (21-74), NYU vs. Ohio St., 3-18-1960

THREE-POINT FIELD GOALS

- 18, Villanova vs. Kansas, 3-31-2018
- 13, UNLV vs. Indiana, 3-28-1987
- 13, Duke vs. West Virginia, 4-3-2010
- 13, Kansas vs. Villanova, 4-2-2022
- 13, Villanova vs. Kansas, 4-2-2022

FEWEST THREE-POINT FIELD GOALS

- 0, LSU vs. UCLA, 4-1-2006
- 1, UConn vs. Ohio St., 3-27-1999
- 1, UConn vs. Kentucky, 4-2-2011
- 1, Florida vs. UConn, 4-5-2014
- 1, Loyola Chicago vs. Michigan, 3-31-2018

- 0, *Michigan vs. Kentucky, 4-3-1993 (OT)

THREE-POINT FIELD GOALS ATTEMPTED

- 40, Villanova vs. Kansas, 3-31-2018
- 35, UNLV vs. Indiana, 3-28-1987
- 34, Arkansas vs. North Carolina, 4-1-1995
- 32, Arizona vs. Arkansas, 4-2-1994
- 31, Auburn vs. Virginia, 4-6-2019
- 31, Villanova vs. Kansas, 4-2-2022

FEWEST THREE-POINT FIELD GOALS ATTEMPTED

- 4, Indiana vs. UNLV, 3-28-1987
- 4, Kansas vs. Duke, 4-2-1988
- 5, Kentucky vs. Wisconsin, 4-5-2014
- 5, Kentucky vs. Wisconsin, 4-4-2015
- 6, UConn vs. Ohio St., 3-27-1999
- 6, LSU vs. UCLA, 4-1-2006
- 6, UConn vs. Michigan St., 4-4-2009

- 4, *Michigan vs. Kentucky, 4-3-1993 (OT)

THREE-POINT FIELD-GOAL PERCENTAGE

(Minimum Seven 3FGM)

- 66.7% (10-15), UNLV vs. Georgia Tech, 3-31-1990
- 63.6% (7-11), Duke vs. Indiana, 4-4-1992
- 61.5% (8-13), Indiana vs. Oklahoma, 3-30-2002
- 61.1% (11-18), Villanova vs. Oklahoma, 4-2-2016
- 55.0% (11-20), Kansas vs. North Carolina, 4-3-1993

LOWEST THREE-POINT FIELD-GOAL PERCENTAGE

(Minimum Five 3FGA)

- 0.0% (0-6), LSU vs. UCLA, 4-1-2006
- 8.3% (1-12), UConn vs. Kentucky, 4-2-2011
- 10.0% (1-10), Florida vs. UConn, 4-5-2014
- 10.0% (1-10), Loyola Chicago vs. Michigan, 3-31-2018
- 11.1% (2-18), Oklahoma vs. Indiana, 3-30-2002

FREE THROWS MADE

- 37, Jacksonville vs. St. Bonaventure, 3-19-1970
- 32, Duke vs. Notre Dame, 3-25-1978
- 30, Indiana vs. LSU, 3-17-1953
- 29, UCLA vs. Drake, 3-20-1969
- 29, Florida St. vs. North Carolina, 3-23-1972

FEWEST FREE THROWS MADE

- 1, UNLV vs. North Carolina, 3-26-1977
- 2, DePaul vs. Indiana St., 3-24-1979
- 2, North Carolina vs. Utah, 3-28-1998
- 3, Indiana vs. UCLA, 3-24-1973
- 3, Georgetown vs. Ohio St., 3-31-2007

FREE THROWS ATTEMPTED

- 45, Jacksonville vs. St. Bonaventure, 3-19-1970
- 44, LSU vs. Indiana, 3-17-1953
- 44, UCLA vs. Drake, 3-20-1969
- 44, Syracuse vs. Providence, 3-28-1987
- 43, Florida St. vs. North Carolina, 3-23-1972

FEWEST FREE THROWS ATTEMPTED

- 5, UNLV vs. North Carolina, 3-26-1977
- 5, DePaul vs. Indiana St., 3-24-1979
- 6, Indiana vs. UCLA, 3-24-1973
- 6, Mississippi St. vs. Syracuse, 3-30-1996
- 7, five tied (most recent: Villanova vs. Kansas, 3-31-2018)

FREE-THROW PERCENTAGE (Minimum 15 FTM)

- 95.0% (19-20), Wisconsin vs. Kentucky, 4-5-2014
- 89.3% (25-28), Oregon vs. North Carolina, 4-1-2017
- 87.5% (21-24), Oklahoma St. vs. Oregon St., 3-19-1949
- 86.5% (32-37), Duke vs. Notre Dame, 3-25-1978
- 85.7% (18-21), Baylor vs. Bradley, 3-25-1950
- 85.7% (24-28), UCLA vs. Oklahoma St., 4-1-1995

- 87.0% (20-23), *Memphis vs. UCLA, 4-5-2008

LOWEST FREE-THROW PERCENTAGE

- 20.0% (1-5), UNLV vs. North Carolina, 3-26-1977
- 28.6% (2-7), North Carolina vs. Utah, 3-28-1998
- 30.8% (4-13), Syracuse vs. North Carolina, 4-2-2016
- 33.3% (4-12), Kentucky vs. UConn, 4-2-2011
- 35.3% (6-17), Temple vs. Iowa, 3-22-1956
- 37.5% (6-16), Houston vs. UCLA, 3-24-1967

REBOUNDS

- 65, Michigan St. vs. North Carolina, 3-22-1957 (3 OT)
- 57, UCLA vs. Houston, 3-22-1968
- 57, Kentucky vs. Syracuse, 3-29-1975
- 56, Seattle U. vs. Kansas St., 3-21-1958
- 56, California vs. Cincinnati, 3-20-1959

- 69, *Western Ky. vs. Villanova, 3-25-1971 (2 OT)

FEWEST REBOUNDS

- 20, Wisconsin vs. Michigan St., 4-1-2000
- 21, DePaul vs. Indiana St., 3-24-1979
- 21, Syracuse vs. Mississippi St., 3-30-1996
- 24, St. John's (NY) vs. Georgetown, 3-30-1985
- 24, Kansas vs. North Carolina, 4-3-1993

REBOUND MARGIN

- 23, Seattle U. (56) vs. Kansas St. (33), 3-21-1958
- 22, Michigan St. (42) vs. Wisconsin (20), 4-1-2000
- 21, UCLA (55) vs. Wichita St. (34), 3-19-1965
- 20, Michigan (52) vs. Princeton (32), 3-19-1965
- 20, Mississippi St. (41) vs. Syracuse (21), 3-30-1996

ASSISTS

- 26, Louisville vs. LSU, 3-29-1986
- 26, Gonzaga vs. UCLA, 4-3-2021 (OT)
- 23, UNLV vs. Indiana, 3-28-1987
- 23, Michigan vs. Illinois, 4-1-1989
- 23, Baylor vs. Houston, 4-3-2021

BLOCKED SHOTS

- 9, Kansas vs. Duke, 4-2-1988
- 9, Maryland vs. Kansas, 3-30-2002
- 9, Kansas vs. North Carolina, 4-5-2008
- 9, Virginia vs. Auburn, 4-6-2019
- 8, Arizona vs. North Carolina, 3-29-1997
- 8, Indiana vs. Oklahoma, 3-30-2002
- 8, Kansas vs. Ohio St., 3-31-2012
- 8, Gonzaga vs. South Carolina, 4-1-2017

- 8, *Massachusetts vs. Kentucky, 3-30-1996

STEALS

- 14, Kentucky vs. Minnesota, 3-29-1997
- 12, Kentucky vs. Massachusetts, 3-30-1996
- 12, Arizona vs. Michigan St., 3-31-2001
- 12, Butler vs. Michigan St., 4-3-2010
- 12, Villanova vs. Oklahoma, 4-2-2016

PERSONAL FOULS

- 33, Providence vs. Syracuse, 3-28-1987
- 33, Indiana vs. Duke, 4-4-1992
- 32, St. Bonaventure vs. Jacksonville, 3-19-1970
- 31, Kentucky vs. Syracuse, 3-29-1975
- 31, Penn vs. Michigan St., 3-24-1979

FEWEST PERSONAL FOULS

- 8, Wisconsin vs. Pittsburgh, 3-22-1941
- 8, Kansas vs. Villanova, 4-2-2022
- 9, Kansas vs. Southern California, 3-21-1940
- 9, Stanford vs. Colorado, 3-21-1942
- 9, Oklahoma St. vs. California, 3-23-1946

PLAYERS DISQUALIFIED

- 4, St. Bonaventure vs. Jacksonville, 3-19-1970
- 4, Indiana vs. Duke, 4-4-1992
- 3, 10 tied (most recent: UCLA vs. Florida, 3-31-2007)

TEAM AND TWO-TEAM SCORING BY HALVES

POINTS IN A HALF, TEAM

- 65, UCLA vs. Wichita St., 3-19-1965 (1st)
- 62, Seton Hall vs. Duke, 4-1-1989 (2d)
- 59, Kansas vs. Marquette, 4-5-2003 (1st)
- 58, Memphis vs. Providence, 3-24-1973 (2d)
- 58, Houston vs. Louisville, 4-2-1983 (2d)

POINTS IN A HALF, BOTH TEAMS

104, Notre Dame (57) vs. Duke (47), 3-25-1978 (2d)
104, Maryland (53) vs. Kansas (51), 3-30-2002 (2d)
103, UCLA (65) vs. Wichita St. (38), 3-19-1965 (1st)
103, UCLA (57) vs. Louisville (46), 3-23-1972 (2d)

POINTS AT HALFTIME, TEAM

65, UCLA vs. Wichita St. (38), 3-19-1965
59, Kansas vs. Marquette (30), 4-5-2003
53, four tied (most recent: Georgia Tech vs. UNLV [46], 3-31-1990)

POINTS AT HALFTIME, BOTH TEAMS

103, UCLA (65) vs. Wichita St. (38), 3-19-1965
100, Indiana (53) vs. UNLV (47), 3-28-1987
99, Georgia Tech (53) vs. UNLV (46), 3-31-1990

FEWEST POINTS IN A HALF, TEAM

10, Villanova vs. Ohio St., 3-18-1939 (1st)
11, Oregon St. vs. Oklahoma St., 3-19-1949 (1st)
11, Kentucky vs. Georgetown, 3-31-1984 (2d)

FEWEST POINTS IN A HALF, BOTH TEAMS

31, Duquesne (17) vs. Indiana (14), 3-21-1940 (2d)
32, Pittsburgh (18) vs. Wisconsin (14), 3-22-1941 (1st)
32, Oklahoma St. (21) vs. Oregon St. (11), 3-19-1949 (1st)

FEWEST POINTS AT HALFTIME, TEAM

10, Villanova vs. Ohio St. (25), 3-18-1939
11, Oregon St. vs. Oklahoma St. (21), 3-19-1949
13, Duquesne vs. Indiana (25), 3-21-1940
13, Kentucky vs. Dartmouth (23), 3-21-1942

FEWEST POINTS AT HALFTIME, BOTH TEAMS

32, Pittsburgh (18) vs. Wisconsin (14), 3-22-1941
32, Oklahoma St. (21) vs. Oregon St. (11), 3-19-1949
35, Ohio St. (25) vs. Villanova (10), 3-18-1939
35, Oregon (21) vs. Oklahoma (14), 3-21-1939
35, Utah (19) vs. Iowa St. (16), 3-25-1944

HALFTIME LEAD

33, Michigan St. (50) vs. Penn (17), 3-24-1979
29, Kansas (59) vs. Marquette (30), 4-5-2003
27, UCLA (65) vs. Wichita St. (38), 3-19-1965

HALFTIME DEFICIT OVERCOME TO WIN

11, Duke vs. Maryland, H: 38-49, F: 95-84, 3-31-2001
9, Memphis vs. Providence, H: 40-49, F: 98-85, 3-24-1973
9, Kansas vs. Ohio St., H: 25-34, F: 64-62, 3-31-2012

TWO-TEAM RECORDS

POINTS

197, UCLA (108) vs. Wichita St. (89), 3-19-1965
190, Indiana (97) vs. UNLV (93), 3-28-1987
185, Maryland (97) vs. Kansas (88), 3-30-2002
183, Memphis (98) vs. Providence (85), 3-24-1973
183, Gonzaga (93) vs. UCLA (90), 4-3-2021 (OT)

FEWEST POINTS

93, Kentucky (40) vs. Georgetown (53), 3-31-1984
94, Wisconsin (41) vs. Michigan St. (53), 4-1-2000
96, Louisville (46) vs. Georgetown (50), 3-27-1982
96, Virginia (47) vs. Houston (49), 3-31-1984
97, Memphis (45) vs. Villanova (52), 3-30-1985

FIELD GOALS

80, UCLA (44) vs. Wichita St. (36), 3-19-1965
79, Memphis (41) vs. Providence (38), 3-24-1973
74, UNLV (41) vs. North Carolina (33), 3-26-1977
73, Kansas St. (37) vs. UCLA (36), 3-20-1964
73, Houston (41) vs. Louisville (32), 4-2-1983

75, *Western Ky. (39) vs. *Villanova (36), 3-25-1971 (2 OT)

FIELD GOALS ATTEMPTED

169, North Carolina (89) vs. Michigan St. (80), 3-22-1957 (3 OT)
164, UCLA (89) vs. Wichita St. (75), 3-19-1965
162, Providence (82) vs. Memphis (80), 3-24-1973
161, Kentucky (91) vs. Illinois (70), 3-24-1951
161, UCLA (83) vs. Houston (78), 3-22-1968

178, *Western Ky. (105) vs. *Villanova (73), 3-25-1971 (2 OT)

THREE-POINT FIELD GOALS

26, Kansas (13) vs. Villanova (13), 4-2-2022
22, Arkansas (12) vs. North Carolina (10), 4-1-1995
18, UNLV (10) vs. Georgia Tech (8), 3-31-1990
18, Illinois (12) vs. Louisville (6), 4-2-2005
18, Duke (13) vs. West Virginia (5), 4-3-2010
18, San Diego St. (9) vs. Fla. Atlantic (9), 4-1-2023

25, Villanova (18) vs. *Kansas (7), 3-31-2018

THREE-POINT FIELD GOALS ATTEMPTED

62, Arkansas (34) vs. North Carolina (28), 4-1-1995
56, Arizona (32) vs. Arkansas (24), 4-2-1994
55, Villanova (31) vs. Kansas (24), 4-2-2022
50, Arizona (29) vs. North Carolina (21), 3-29-1997
50, Florida (28) vs. North Carolina (22), 4-1-2000
50, Illinois (30) vs. Louisville (20), 4-2-2005

50, Auburn (31) vs. Virginia (19), 4-6-2019

61, Villanova (40) vs. *Kansas (21), 3-31-2018

FREE THROWS MADE

53, Indiana (30) vs. LSU (23), 3-17-1953
52, Jacksonville (37) vs. St. Bonaventure (15), 3-19-1970
47, La Salle (24) vs. Iowa (23), 3-18-1955
47, UCLA (29) vs. Drake (18), 3-20-1969
47, Duke (28) vs. Arkansas (19), 3-31-1990
47, Maryland (26) vs. Kansas (21), 3-30-2002

FREE THROWS ATTEMPTED

86, LSU (44) vs. Indiana (42), 3-17-1953
70, Kentucky (38) vs. Syracuse (32), 3-29-1975
68, UCLA (44) vs. Drake (24), 3-20-1969
68, Florida St. (43) vs. North Carolina (25), 3-23-1972
67, Jacksonville (45) vs. St. Bonaventure (22), 3-19-1970

REBOUNDS

119, Michigan St. (65) vs. North Carolina (54), 3-22-1957 (3 OT)
112, UCLA (56) vs. Houston (56), 3-24-1967
110, UCLA (57) vs. Houston (53), 3-22-1968
103, Duke (52) vs. Loyola Chicago (51), 3-22-1963
102, North Carolina (53) vs. Ohio St. (49), 3-22-1968

123, *Western Ky. (69) vs. *Villanova (54), 3-25-1971 (2 OT)

ASSISTS

47, Gonzaga (26) vs. UCLA (21), 4-3-2021 (OT)
40, Kansas (22) vs. Maryland (18), 3-30-2002
39, Louisville (26) vs. LSU (13), 3-29-1986
39, UNLV (23) vs. Indiana (16), 3-28-1987
37, Michigan (23) vs. Illinois (14), 4-1-1989
37, Arkansas (19) vs. Arizona (18), 4-2-1994
37, Arkansas (22) vs. North Carolina (15), 4-1-1995

39, Kentucky (20) vs. *Massachusetts (19), 3-30-1996

BLOCKED SHOTS

15, Kansas (8) vs. Ohio St. (7), 3-31-2012
14, Kansas (9) vs. Duke (5), 4-2-1988
14, Gonzaga (8) vs. South Carolina (6), 4-1-2017
12, Seton Hall (7) vs. Duke (5), 4-1-1989
12, Kentucky (7) vs. Stanford (5), 3-28-1998 (OT)
12, Maryland (9) vs. Kansas (3), 3-30-2002
12, LSU (7) vs. UCLA (5), 4-1-2006
12, Kansas (9) vs. North Carolina (3), 4-5-2008
12, Virginia (9) vs. Auburn (3), 4-6-2019

14, *Massachusetts (8) vs. Kentucky (6), 3-30-1996

STEALS

19, North Carolina (11) vs. Arizona (8), 3-29-1997
19, UCLA (10) vs. LSU (9), 4-1-2006
18, Providence (11) vs. Syracuse (7), 3-28-1987
18, Villanova (12) vs. Oklahoma (6), 4-2-2016
17, Kansas (9) vs. Duke (8), 4-2-1988
17, Cincinnati (11) vs. Michigan (6), 4-4-1992
17, Kansas (10) vs. North Carolina (7), 4-5-2008

20, Kentucky (12) vs. *Massachusetts (8), 3-30-1996
20, Kentucky (14) vs. *Minnesota (6), 3-29-1997
19, Kentucky (11) vs. *Michigan (8), 4-3-1993 (OT)

PERSONAL FOULS

61, Kentucky (31) vs. Syracuse (30), 3-29-1975
53, Indiana (27) vs. LSU (26), 3-17-1953
53, St. Bonaventure (32) vs. Jacksonville (21), 3-19-1970
53, Penn (31) vs. Michigan St. (22), 3-24-1979
51, six tied (most recent: Kansas [27] vs. Maryland [24], 3-30-2002)

PLAYERS DISQUALIFIED

6, CCNY (3) vs. NC State (3), 3-25-1950
5, North Carolina (3) vs. Michigan St. (2), 3-22-1957 (3 OT)
5, Indiana (4) vs. Duke (1), 4-4-1992
4, Ohio St. (3) vs. NYU (1), 3-24-1945 (OT)
4, St. Bonaventure (4) vs. Jacksonville (0), 3-19-1970
4, Syracuse (3) vs. Kentucky (1), 3-29-1975

FINAL FOUR TWO GAME RECORDS

Team's appearance later vacated by the NCAA/Committee on Infractions (*).

INDIVIDUAL RECORDS

POINTS

87, Bill Bradley, Princeton, 1965
80, Hal Lear, Temple, 1956
70, Gail Goodrich, UCLA, 1965
70, Jerry Chambers, Utah, 1966
66, Clyde Lovellette, Kansas, 1952
66, Jerry West, West Virginia, 1959
65, Bob Pettit, LSU, 1953
64, Rick Mount, Purdue, 1969
64, Jack Givens, Kentucky, 1978
62, Lew Alcindor, UCLA, 1969

FIELD GOALS

34, Bill Bradley, Princeton, 1965
32, Hal Lear, Temple, 1956
28, Bill Walton, UCLA, 1973
28, Jack Givens, Kentucky, 1978
26, Rick Mount, Purdue, 1969

FIELD GOALS ATTEMPTED

64, Rick Mount, Purdue, 1969
58, Ernie DiGregorio, Providence, 1973
57, Lennie Rosenbluth, North Carolina, 1957
55, Sam Ranzino, NC State, 1950
54, Billy McGill, Utah, 1961
54, Bill Bradley, Princeton, 1965
54, Elvin Hayes, Houston, 1967

54, Jim McDaniels, *Western Ky., 1971

FIELD-GOAL PERCENTAGE

(Minimum 15 FGM)

84.2% (16-19), Billy Thompson, Louisville, 1986
82.4% (28-34), Bill Walton, UCLA, 1973
78.9% (15-19), Udonis Haslem, Florida, 2000
78.3% (18-23), Keith Langford, Kansas, 2003
75.0% (15-20), Curtis Watkins, DePaul, 1979

THREE-POINT FIELD GOALS

11, Luther Head, Illinois, 2005
10, Freddie Banks, UNLV, 1987
10, Donald Williams, North Carolina, 1993
10, Lee Humphrey, Florida, 2006
9, Steve Alford, Indiana, 1987
9, Anderson Hunt, UNLV, 1990
9, Mike Bibby, Arizona, 1997
9, Gerry McNamara, Syracuse, 2003
9, Shelvin Mack, Butler, 2011

THREE-POINT FIELD GOALS ATTEMPTED

27, Luther Head, Illinois, 2005
21, Joel Berry II, North Carolina, 2017
20, Jason Williams, Duke, 2001
20, Lee Humphrey, Florida, 2006
19, Freddie Banks, UNLV, 1987
19, Dave Sieger, Oklahoma, 1988
19, Kirk Hinrich, Kansas, 2003

THREE-POINT FIELD-GOAL PERCENTAGE

(Minimum Seven 3FGM)

80.0% (8-10), Wayne Ellington, North Carolina, 2009
80.0% (8-10), Luke Hancock, *Louisville, 2013
71.4% (10-14), Donald Williams, North Carolina, 1993
66.7% (8-12), Donte DiVincenzo, Villanova, 2018
64.3% (9-14), Steve Alford, Indiana, 1987
63.6% (7-11), Ochai Agbaji, Kansas, 2022

FREE THROWS MADE

25, Ty Lawson, North Carolina, 2009
24, Oscar Robertson, Cincinnati, 1959
24, Gail Goodrich, UCLA, 1965
22, Jerry West, West Virginia, 1959
21, Don Schlundt, Indiana, 1953
21, Christian Laettner, Duke, 1991

FREE THROWS ATTEMPTED

35, Ty Lawson, North Carolina, 2009
32, Jerry West, West Virginia, 1959
30, Oscar Robertson, Cincinnati, 1959
28, Bob Pettit, LSU, 1953
28, Don Schlundt, Indiana, 1953
28, Gail Goodrich, UCLA, 1965

FREE-THROW PERCENTAGE

(Minimum 12 FTM)

100% (15-15), Jeff Lamp, Virginia, 1981
100% (13-13), Ron King, Florida St., 1972
95.0% (19-20), Bill Bradley, Princeton, 1965
94.7% (18-19), Dick Estergard, Bradley, 1954
93.8% (15-16), Matt Howard, Butler, 2011

100% (12-12), Kiki Vandeweghe, *UCLA, 1980

REBOUNDS

50, Bill Russell, San Francisco, 1956
41, Elgin Baylor, Seattle U., 1958
41, Lew Alcindor, UCLA, 1969
41, Bill Walton, UCLA, 1972
40, Elvin Hayes, Houston, 1967
40, Akeem Olajuwon, Houston, 1983
38, Paul Hogue, Cincinnati, 1962
38, Lew Alcindor, UCLA, 1967
37, Bill Spivey, Kentucky, 1951
37, Artis Gilmore, Jacksonville, 1970

REBOUNDS SINCE 1973

40, Akeem Olajuwon, Houston, 1983
36, Nick Collison, Kansas, 2003
36, Armando Bacot, North Carolina, 2022
31, Derrick Coleman, Syracuse, 1987
30, Larry Kenon, Memphis, 1973
30, Bill Walton, UCLA, 1973
30, Anthony Davis, Kentucky, 2012
29, Larry Bird, Indiana St., 1979
29, Al Horford, Florida, 2007
28, Wesley Cox, Louisville, 1975
28, Cedric Maxwell, Charlotte, 1977
28, Danny Manning, Kansas, 1988
28, Elton Brand, Duke, 1999

ASSISTS

23, Rumeal Robinson, Michigan, 1989
20, Michael Jackson, Georgetown, 1985
18, Mark Wade, UNLV, 1987
16, Alvin Franklin, Houston, 1984
16, Bobby Hurley, Duke, 1991
16, Lazarus Sims, Syracuse, 1996
16, Deron Williams, Illinois, 2005
16, Davion Mitchell, Baylor, 2021

BLOCKED SHOTS

11, Anthony Davis, Kentucky, 2012
11, Jeff Withey, Kansas, 2012
10, Joakim Noah, Florida, 2006
9, Zach Collins, Gonzaga, 2017
8, Danny Manning, Kansas, 1988
7, Loren Woods, Arizona, 2001
7, Mamadi Diakite, Virginia, 2019
7, Brady Manek, North Carolina, 2022

STEALS

10, Tommy Amaker, Duke, 1986
10, Ty Lawson, North Carolina, 2009
9, Mookie Blaylock, Oklahoma, 1988
9, Danny Manning, Kansas, 1988
8, Antoine Walker, Kentucky, 1996

TEAM RECORDS

POINTS

199, UCLA, 1965
194, Princeton, 1965
193, UNLV, 1990
189, UNLV, 1977
188, UCLA, 1964
187, Utah, 1961
186, Drake, 1969
180, Michigan, 1964
180, North Carolina, 1972
180, Kentucky, 1975

196, *Saint Joseph's, 1961

FIELD GOALS

88, UNLV, 1977
78, Princeton, 1965
77, Utah, 1961
77, UCLA, 1965
77, Drake, 1969

FIELD GOALS ATTEMPTED

176, Rutgers, 1976
176, Penn, 1979
175, UNLV, 1977

181, *Western Ky., 1971
177, *Saint Joseph's, 1961

FIELD-GOAL PERCENTAGE

64.9% (63-97), Villanova, 2016
62.1% (64-103), Michigan St., 1979
61.7% (71-115), UCLA, 1973
57.6% (38-66), Villanova, 1985
57.3% (63-110), Ohio St., 1961

THREE-POINT FIELD GOALS

28, Villanova, 2018
24, Illinois, 2005
22, Arkansas, 1995
21, Baylor, 2021
19, Kentucky, 1997
19, Florida, 2007
19, Villanova, 2016
19, Texas Tech, 2019
19, Kansas, 2022

THREE-POINT FIELD GOALS ATTEMPTED

70, Illinois, 2005
67, Villanova, 2018
62, Arkansas, 1995
56, Butler, 2011
54, Duke, 2001

THREE-POINT FIELD-GOAL PERCENTAGE

(Minimum Nine 3FGM)

62.1% (18-29), UNLV, 1990
60.0% (9-15), Indiana, 1987
59.4% (19-32), Villanova, 2016
58.1% (18-31), Syracuse, 2003
55.6% (10-18), Duke, 1991

FREE THROWS MADE

62, Duke, 1978
57, UCLA, 1969
56, Bradley, 1954
51, Illinois, 1951
51, Colorado, 1955

62, *Saint Joseph's, 1961

FREE THROWS ATTEMPTED

85, UCLA, 1969
77, North Carolina, 2009
76, Bradley, 1954
71, Illinois, 1951
71, Duke, 1978
71, UConn, 2004

72, *Saint Joseph's, 1961

FREE-THROW PERCENTAGE

(Minimum 20 FTM)

88.7% (47-53), Virginia, 1981
87.5% (28-32), Marquette, 1977
87.3% (62-71), Duke, 1978
86.2% (25-29), Kansas, 2008

86.1% (62-72), *Saint Joseph's, 1961

REBOUNDS

127, Houston, 1967
125, Michigan St., 1957
109, UCLA, 1969
108, Houston, 1968
107, Ohio St., 1968
106, Kentucky, 1975
105, UCLA, 1967
105, UCLA, 1968
105, North Carolina, 2022
104, Utah, 1961
104, Kansas, 2003

125, *Western Ky., 1971

ASSISTS

44, UNLV, 1990
42, Louisville, 1986
42, Michigan, 1989
42, Kentucky, 1996
42, Gonzaga, 2021
41, Baylor, 2021
40, Kansas, 2003

BLOCKED SHOTS

18, Kentucky, 2012
15, Maryland, 2002
14, Arizona, 2001
14, Florida, 2006
13, Kansas, 1988
13, Duke, 1994
13, Kentucky, 1998
13, UConn, 2011
13, Kansas, 2012
13, Gonzaga, 2017

STEALS

24, Arkansas, 1995
23, Duke, 1986
23, Kentucky, 1996
23, Kentucky, 1997
22, UNLV, 1990

PERSONAL FOULS

62, Penn, 1979
59, Kentucky, 1975
57, St. John's (NY), 1952
56, Oklahoma St., 1951
56, Syracuse, 1975

FINAL FOUR CUMULATIVE RECORDS

**Does not include vacated appearances.*

TEAM RECORDS

CHAMPIONSHIP TITLES

11, UCLA, 1964-95
8, Kentucky, 1948-2012
6, North Carolina, 1957-2017
5, Duke, 1991-2015
5, Indiana, 1940-87
5, UConn, 1999-2023
4, Kansas, 1952-2022
3, Villanova, 1985-2018
2, Cincinnati, 1961-62
2, Florida, 2006-07
2, *Louisville, 1980-1986
2, Michigan St., 1979-2000
2, NC State, 1974-83
2, Oklahoma St., 1945-46
2, San Francisco, 1955-56

FINAL FOUR APPEARANCES

21, North Carolina, 1946-2022
17, Kentucky, 1942-2015
18, *UCLA, 1962-2021
17, Duke, 1963-2022
15, *Kansas, 1940-2022
10, *Ohio St., 1939-2012
10, Michigan St., 1957-2019
8, Indiana, 1940-2002
8, *Louisville, 1959-2005
6, Arkansas, 1945-95
6, Cincinnati, 1959-92
6, Houston, 1967-2021
6, Oklahoma St., 1945-2004
6, Syracuse, 1975-2016
6, UConn, 1999-2023
6, *Villanova, 1939-2022

CONSECUTIVE FINAL FOUR APPEARANCES

10, UCLA, 1967-76
5, Cincinnati, 1959-63
5, Duke, 1988-92
3, Houston, 1982-84
3, Kentucky, 1996-98
3, Michigan St., 1999-2001
3, North Carolina, 1967-69
3, Ohio St., 1944-46
3, Ohio St., 1960-62
3, San Francisco, 1955-57
3, UCLA, 2006-08

FINAL FOUR GAMES

36, North Carolina, 1946-2022
33, *UCLA, 1967-2021
30, Duke, 1963-2022
29, Kentucky, 1942-2015
27, *Kansas, 1940-2022
17, *Ohio St., 1939-2012
15, Indiana, 1940-2002
13, *Louisville, 1959-2005
13, Michigan St., 1957-2019
11, Cincinnati, 1959-92
11, UConn, 1999-2023

FINAL FOUR WINS

25, *UCLA, 1962-2008
20, Kentucky, 1942-2015
19, North Carolina, 1946-2022
17, Duke, 1963-2015
14, Kansas, 1940-2022
12, Indiana, 1940-2002
10, UConn, 1999-2023
8, Ohio St., 1939-2012
7, Cincinnati, 1959-92
7, *Michigan, 1964-2018
6, *Villanova, 1985-2018
5, Georgetown, 1943-2007
5, *Louisville, 1959-2005
5, Michigan St., 1957-2010
5, NC State, 1950-83
5, Oklahoma St., 1945-2004
5, San Francisco, 1955-57

FINAL FOUR WINNING PERCENTAGE

(Minimum Three Games)

90.9% (10-1), UConn, 1999-2023
83.3% (5-1), NC State, 1950-83
83.3% (5-1), San Francisco, 1955-57
80.0% (12-3), Indiana, 1940-2002
78.1% (25-7), *UCLA, 1962-2021
75.0% (3-1), Holy Cross, 1947-48
75.0% (3-1), La Salle, 1954-55
71.4% (20-8), Kentucky, 1942-2015
66.7% (6-3), *Villanova, 1939-2022
66.7% (2-1), Maryland, 2001-02
66.7% (2-1), Oregon, 1939-2017
66.7% (2-1), Stanford, 1942-98

FINAL FOUR MATCH-UPS, ALL-TIME

5, Kansas vs. North Carolina, 1957-2022
3, Duke vs. Kansas, 1986-91
3, Louisville vs. UCLA, 1972-80
3, Michigan St. vs. North Carolina, 1957-2009
2, Arkansas vs. Duke, 1990-94
2, California vs. Cincinnati, 1959-60
2, California vs. Ohio St., 1946-60
2, Cincinnati vs. Ohio St., 1961-62
2, Duke vs. Kentucky, 1966-78
2, Duke vs. Michigan, 1964-92
2, Duke vs. UConn, 1999-2004
2, Duke vs. UNLV, 1990-91
2, Florida vs. UCLA, 2006-07
2, Houston vs. North Carolina, 1967-82
2, Houston vs. UCLA, 1967-68
2, Indiana vs. Kansas, 1940-53
2, Indiana vs. LSU, 1953-81
2, Indiana vs. UCLA, 1973-76
2, Kansas vs. Marquette, 1974-2003
2, Kansas vs. UCLA, 1971-74
2, Kentucky vs. Duke, 1966-78
2, Kentucky vs. Syracuse, 1975-96
2, Kentucky vs. UConn, 2011-14
2, Kentucky vs. Wisconsin, 2014-15
2, Memphis vs. UCLA, 1973-2008
2, North Carolina vs. Villanova, 2009-16
2, Purdue vs. UCLA, 1969-80

Note: Kansas and Villanova have met two times but the 2018 appearance by Kansas was later vacated by the IARP.

CHAMPIONSHIP TEAM SEASON STATISTICS

| Year | Champion | G | Won | Lost | FG | FGA | Pct. | 3FG | 3FGA | Pct. | FT | FTA | Pct. | Reb. | Avg. | Ast. | Blk. | Stl. | Pts. | Avg. |
|------|----------------|----|-----|------|-------|-------|------|-----|-------|------|-----|-------|------|-------|------|------|------|------|-------|------|
| 1939 | Oregon | 34 | 29 | 5 | 638 | | | | | | 406 | | | | | | | | 1,682 | 49.5 |
| 1940 | Indiana | 23 | 20 | 3 | 429 | | | | | | 190 | | | | | | | | 1,048 | 45.6 |
| 1941 | Wisconsin | 23 | 20 | 3 | 355 | | | | | | 294 | | | | | | | | 1,004 | 43.7 |
| 1942 | Stanford | 32 | 28 | 4 | | | | | | | | | | | | | | | 1,299 | 40.6 |
| 1943 | Wyoming | 33 | 31 | 2 | 836 | | | | | | 287 | | | | | | | | 1,959 | 59.4 |
| 1944 | Utah | 26 | 22 | 4 | | | | | | | | | | | | | | | 1,374 | 52.8 |
| 1945 | Oklahoma St. | 31 | 27 | 4 | 676 | | | | | | 325 | 576 | 56.4 | | | | | | 1,677 | 54.1 |
| 1946 | Oklahoma St. | 33 | 31 | 2 | 644 | | | | | | 375 | 616 | 60.9 | | | | | | 1,663 | 50.4 |
| 1947 | Holy Cross | 30 | 27 | 3 | 739 | | | | | | 348 | | | | | | | | 1,826 | 60.9 |
| 1948 | Kentucky | 33 | 31 | 2 | 916 | 2,925 | 31.3 | | | | 447 | 714 | 62.6 | | | | | | 2,279 | 69.1 |
| 1949 | Kentucky | 34 | 32 | 2 | 903 | 2,756 | 32.8 | | | | 514 | 728 | 70.6 | | | | | | 2,320 | 68.2 |
| 1950 | CCNY | 29 | 24 | 5 | 780 | 2,150 | 36.3 | | | | 433 | 751 | 57.7 | | | | | | 1,993 | 68.7 |
| 1951 | Kentucky | 34 | 32 | 2 | 1,029 | 3,013 | 34.2 | | | | 482 | 744 | 64.8 | 2,109 | 62.0 | | | | 2,540 | 74.7 |
| 1952 | Kansas | 28 | 26 | 2 | 748 | 1,906 | 39.2 | | | | 491 | 707 | 69.4 | 1,011 | 36.1 | | | | 1,987 | 71.0 |
| 1953 | Indiana | 26 | 23 | 3 | 737 | 2,019 | 36.5 | | | | 638 | 910 | 70.1 | 1,005 | 38.7 | | | | 2,112 | 81.2 |
| 1954 | La Salle | 30 | 26 | 4 | 850 | 2,250 | 37.8 | | | | 561 | 841 | 66.7 | 1,532 | 51.1 | | | | 2,261 | 75.4 |
| 1955 | San Francisco | 29 | 28 | 1 | 693 | 1,750 | 39.6 | | | | 566 | 861 | 65.7 | 1,326 | 45.7 | | | | 1,952 | 67.3 |
| 1956 | San Francisco | 29 | 29 | 0 | 815 | 2,106 | 38.7 | | | | 463 | 766 | 60.4 | 1,573 | 54.2 | | | | 2,093 | 72.2 |
| 1957 | North Carolina | 32 | 32 | 0 | 860 | 1,996 | 43.1 | | | | 817 | 1,165 | 70.1 | 1,495 | 46.7 | | | | 2,537 | 79.3 |
| 1958 | Kentucky | 29 | 23 | 6 | 832 | 2,233 | 37.3 | | | | 502 | 680 | 73.8 | 1,562 | 53.9 | | | | 2,166 | 74.7 |
| 1959 | California | 29 | 25 | 4 | 720 | 1,774 | 40.6 | | | | 414 | 653 | 63.4 | 1,307 | 45.1 | | | | 1,854 | 63.9 |
| 1960 | Ohio St. | 28 | 25 | 3 | 1,044 | 2,101 | 49.7 | | | | 444 | 619 | 71.7 | 1,447 | 51.7 | | | | 2,532 | 90.4 |
| 1961 | Cincinnati | 30 | 27 | 3 | 897 | 1,962 | 45.7 | | | | 457 | 722 | 63.3 | 1,553 | 51.8 | | | | 2,251 | 75.0 |
| 1962 | Cincinnati | 31 | 29 | 2 | 879 | 1,967 | 44.7 | | | | 480 | 759 | 63.2 | 1,536 | 49.5 | | | | 2,238 | 72.2 |
| 1963 | Loyola Chicago | 31 | 29 | 2 | 1,081 | 2,463 | 43.9 | | | | 685 | 949 | 72.2 | 1,792 | 57.8 | | | | 2,847 | 91.8 |
| 1964 | UCLA | 30 | 30 | 0 | 1,023 | 2,256 | 45.3 | | | | 620 | 963 | 64.4 | 1,670 | 55.7 | | | | 2,666 | 88.9 |
| 1965 | UCLA | 30 | 28 | 2 | 1,000 | 2,172 | 46.0 | | | | 589 | 892 | 66.0 | 1,559 | 52.0 | | | | 2,589 | 86.3 |
| 1966 | UTEP | 29 | 28 | 1 | 846 | 1,899 | 44.5 | | | | 568 | 812 | 70.0 | 1,430 | 49.3 | | | | 2,260 | 77.9 |
| 1967 | UCLA | 30 | 30 | 0 | 1,082 | 2,081 | 52.0 | | | | 523 | 783 | 66.8 | 1,495 | 49.8 | | | | 2,687 | 89.6 |
| 1968 | UCLA | 30 | 29 | 1 | 1,161 | 2,321 | 50.0 | | | | 480 | 700 | 68.6 | 1,603 | 53.4 | | | | 2,802 | 93.4 |
| 1969 | UCLA | 30 | 29 | 1 | 1,027 | 1,999 | 51.4 | | | | 486 | 752 | 64.6 | 1,513 | 50.4 | | | | 2,540 | 84.7 |
| 1970 | UCLA | 30 | 28 | 2 | 1,083 | 2,184 | 49.6 | | | | 593 | 852 | 69.6 | 1,519 | 50.6 | | | | 2,759 | 92.0 |
| 1971 | UCLA | 30 | 29 | 1 | 995 | 2,197 | 45.3 | | | | 514 | 789 | 65.1 | 1,574 | 52.5 | | | | 2,504 | 83.5 |
| 1972 | UCLA | 30 | 30 | 0 | 1,140 | 2,262 | 50.4 | | | | 558 | 803 | 69.5 | 1,647 | 54.9 | | | | 2,838 | 94.6 |
| 1973 | UCLA | 30 | 30 | 0 | 1,054 | 2,032 | 51.9 | | | | 332 | 527 | 63.0 | 1,469 | 49.0 | | | | 2,440 | 81.3 |
| 1974 | NC State | 31 | 30 | 1 | 1,157 | 2,319 | 49.9 | | | | 519 | 733 | 70.8 | 1,452 | 46.8 | | | | 2,833 | 91.4 |
| 1975 | UCLA | 31 | 28 | 3 | 1,063 | 2,217 | 47.9 | | | | 500 | 712 | 70.2 | 1,398 | 45.1 | | | | 2,626 | 84.7 |
| 1976 | Indiana | 32 | 32 | 0 | 1,083 | 2,094 | 51.7 | | | | 462 | 662 | 69.8 | 1,324 | 41.4 | | | | 2,628 | 82.1 |
| 1977 | Marquette | 32 | 25 | 7 | 905 | 1,916 | 47.2 | | | | 446 | 573 | 77.8 | 1,170 | 36.6 | | | | 2,256 | 70.5 |
| 1978 | Kentucky | 32 | 30 | 2 | 1,040 | 1,922 | 54.1 | | | | 613 | 808 | 75.9 | 1,171 | 36.6 | | | | 2,693 | 84.2 |
| 1979 | Michigan St. | 32 | 26 | 6 | 932 | 1,769 | 52.7 | | | | 559 | 775 | 72.1 | 1,108 | 34.6 | | | | 2,423 | 75.7 |
| 1980 | Louisville | 36 | 33 | 3 | 1,083 | 2,078 | 52.1 | | | | 604 | 880 | 68.6 | 1,367 | 38.0 | | | | 2,770 | 76.9 |
| 1981 | Indiana | 35 | 26 | 9 | 978 | 1,846 | 53.0 | | | | 495 | 665 | 74.4 | 1,201 | 34.3 | | | | 2,451 | 70.0 |
| 1982 | North Carolina | 34 | 32 | 2 | 895 | 1,668 | 53.7 | | | | 477 | 689 | 69.2 | 999 | 29.4 | | | | 2,269 | 66.7 |
| 1983 | NC State | 36 | 26 | 10 | 995 | 2,108 | 47.2 | | | | 509 | 740 | 68.8 | 1,237 | 34.4 | | | | 2,499 | 69.4 |
| 1984 | Georgetown | 37 | 34 | 3 | 1,043 | 2,051 | 50.9 | | | | 662 | 977 | 67.8 | 1,481 | 40.0 | 634 | | | 2,748 | 74.3 |
| 1985 | Villanova | 35 | 25 | 10 | 909 | 1,784 | 51.0 | | | | 585 | 818 | 71.5 | 1,184 | 33.8 | 545 | | | 2,403 | 68.7 |
| 1986 | Louisville | 39 | 32 | 7 | 1,212 | 2,281 | 53.1 | | | | 672 | 917 | 73.3 | 1,450 | 37.2 | 724 | 256 | 216 | 3,096 | 79.4 |
| 1987 | Indiana | 34 | 30 | 4 | 1,033 | 2,015 | 51.3 | 130 | 256 | 50.8 | 610 | 795 | 76.7 | 1,189 | 35.0 | 543 | 215 | 135 | 2,806 | 82.5 |
| 1988 | Kansas | 38 | 27 | 11 | 1,111 | 2,134 | 52.1 | 78 | 233 | 33.5 | 562 | 814 | 69.0 | 1,351 | 35.6 | 670 | 137 | 325 | 2,862 | 75.3 |
| 1989 | Michigan | 37 | 30 | 7 | 1,325 | 2,341 | 56.6 | 196 | 419 | 46.8 | 547 | 744 | 73.5 | 1,395 | 37.7 | 745 | 113 | 226 | 3,393 | 91.7 |
| 1990 | UNLV | 40 | 35 | 5 | 1,356 | 2,672 | 50.7 | 260 | 690 | 37.7 | 767 | 1,097 | 69.9 | 1,668 | 41.7 | 926 | 218 | 389 | 3,739 | 93.5 |
| 1991 | Duke | 39 | 32 | 7 | 1,227 | 2,401 | 51.1 | 176 | 459 | 38.3 | 791 | 1,089 | 72.6 | 1,414 | 36.3 | 689 | 160 | 362 | 3,421 | 87.7 |
| 1992 | Duke | 36 | 34 | 2 | 1,108 | 2,069 | 53.6 | 171 | 394 | 43.4 | 780 | 1,043 | 74.8 | 1,229 | 34.1 | 653 | 141 | 294 | 3,167 | 88.0 |
| 1993 | North Carolina | 38 | 34 | 4 | 1,219 | 2,407 | 50.6 | 168 | 452 | 37.2 | 666 | 943 | 70.6 | 1,561 | 41.1 | 698 | 145 | 357 | 3,272 | 86.1 |
| 1994 | Arkansas | 34 | 31 | 3 | 1,154 | 2,363 | 48.8 | 301 | 777 | 38.7 | 567 | 834 | 68.0 | 1,416 | 41.6 | 687 | 129 | 352 | 3,176 | 93.4 |
| 1995 | UCLA | 33 | 31 | 2 | 1,079 | 2,102 | 51.3 | 118 | 346 | 34.1 | 613 | 865 | 70.9 | 1,334 | 40.4 | 653 | 139 | 312 | 2,889 | 87.5 |
| 1996 | Kentucky | 36 | 34 | 2 | 1,198 | 2,461 | 48.7 | 266 | 670 | 39.7 | 630 | 883 | 71.3 | 1,501 | 41.7 | 783 | 176 | 435 | 3,292 | 91.4 |
| 1997 | Arizona | 34 | 25 | 9 | 1,015 | 2,241 | 45.3 | 222 | 600 | 37.0 | 598 | 913 | 65.5 | 1,377 | 40.5 | 567 | 100 | 358 | 2,850 | 83.8 |
| 1998 | Kentucky | 39 | 35 | 4 | 1,161 | 2,409 | 48.2 | 250 | 681 | 36.7 | 551 | 816 | 67.5 | 1,640 | 42.1 | 691 | 240 | 341 | 3,123 | 80.1 |
| 1999 | UConn | 36 | 34 | 2 | 986 | 2,111 | 46.7 | 174 | 506 | 34.4 | 635 | 868 | 73.2 | 1,451 | 40.3 | 551 | 151 | 287 | 2,781 | 77.3 |
| 2000 | Michigan St. | 39 | 32 | 7 | 1,018 | 2,148 | 47.4 | 253 | 669 | 37.8 | 600 | 816 | 73.5 | 1,521 | 39.0 | 602 | 105 | 256 | 2,889 | 74.1 |
| 2001 | Duke | 39 | 35 | 4 | 1,217 | 2,530 | 48.1 | 407 | 1,057 | 38.5 | 697 | 1,002 | 69.6 | 1,505 | 38.6 | 701 | 196 | 411 | 3,538 | 90.7 |
| 2002 | Maryland | 36 | 32 | 4 | 1,083 | 2,248 | 48.2 | 217 | 580 | 37.4 | 677 | 933 | 72.6 | 1,479 | 41.1 | 714 | 216 | 302 | 3,060 | 85.0 |

| Year | Champion | G | Won | Lost | FG | FGA | Pct. | 3FG | 3FGA | Pct. | FT | FTA | Pct. | Reb. | Avg. | Ast. | Blk. | Stl. | Pts. | Avg. |
|-------|----------------|----|-----|------|-------|-------|------|-----|-------|------|-----|-----|------|-------|------|------|------|------|-------|------|
| 2003 | Syracuse | 35 | 30 | 5 | 1,020 | 2,146 | 47.5 | 186 | 540 | 34.4 | 559 | 806 | 69.4 | 1,425 | 40.7 | 523 | 247 | 298 | 2,785 | 79.6 |
| 2004 | UConn | 39 | 33 | 6 | 1,154 | 2,403 | 48.0 | 249 | 619 | 40.2 | 516 | 828 | 62.3 | 1,742 | 44.7 | 681 | 315 | 233 | 3,073 | 78.8 |
| 2005 | North Carolina | 37 | 33 | 4 | 1,128 | 2,260 | 49.9 | 277 | 689 | 40.3 | 724 | 998 | 72.5 | 1,499 | 40.5 | 706 | 142 | 362 | 3,257 | 88.0 |
| 2006 | Florida | 39 | 33 | 6 | 1,061 | 2,120 | 50.0 | 289 | 738 | 39.2 | 641 | 862 | 74.4 | 1,402 | 35.9 | 650 | 207 | 297 | 3,052 | 78.3 |
| 2007 | Florida | 40 | 35 | 5 | 1,125 | 2,138 | 52.6 | 297 | 727 | 40.9 | 646 | 936 | 69.0 | 1,504 | 37.6 | 614 | 194 | 266 | 3,193 | 79.8 |
| 2008 | Kansas | 40 | 37 | 3 | 1,176 | 2,314 | 50.8 | 271 | 683 | 39.7 | 598 | 852 | 70.2 | 1,547 | 38.7 | 721 | 235 | 356 | 3,221 | 80.5 |
| 2009 | North Carolina | 38 | 34 | 4 | 1,205 | 2,509 | 48.0 | 264 | 682 | 38.7 | 739 | 983 | 75.2 | 1,594 | 41.9 | 685 | 196 | 325 | 3,413 | 89.8 |
| 2010 | Duke | 40 | 35 | 5 | 1,049 | 2,375 | 44.2 | 301 | 782 | 38.5 | 682 | 899 | 75.9 | 1,560 | 39.0 | 555 | 162 | 266 | 3,081 | 77.0 |
| 2011 | UConn | 41 | 32 | 9 | 1,053 | 2,429 | 43.4 | 234 | 711 | 32.9 | 627 | 822 | 76.3 | 1,626 | 39.7 | 534 | 228 | 259 | 2,967 | 72.4 |
| 2012 | Kentucky | 40 | 38 | 2 | 1,096 | 2,248 | 48.8 | 225 | 595 | 37.8 | 678 | 938 | 72.3 | 1,556 | 38.9 | 531 | 344 | 242 | 3,095 | 77.4 |
| 2013 | *Louisville | 40 | 35 | 5 | 1,048 | 2,300 | 45.6 | 230 | 691 | 33.3 | 652 | 920 | 70.9 | 1,471 | 36.8 | 584 | 168 | 430 | 2,978 | 74.5 |
| 2014 | UConn | 40 | 32 | 8 | 971 | 2,162 | 44.9 | 287 | 741 | 38.7 | 644 | 829 | 77.7 | 1,396 | 34.9 | 488 | 230 | 281 | 2,873 | 71.8 |
| 2015 | Duke | 39 | 35 | 4 | 1,099 | 2,191 | 50.2 | 283 | 732 | 38.7 | 610 | 873 | 69.9 | 1,436 | 36.8 | 588 | 149 | 278 | 3,091 | 79.3 |
| 2016 | Villanova | 40 | 35 | 5 | 1,086 | 2,247 | 48.3 | 347 | 959 | 36.2 | 599 | 766 | 78.2 | 1,385 | 34.6 | 637 | 136 | 282 | 3,118 | 77.9 |
| 2017 | North Carolina | 40 | 33 | 7 | 1,226 | 2,633 | 46.6 | 283 | 798 | 35.5 | 642 | 916 | 70.1 | 1,749 | 43.7 | 722 | 139 | 283 | 3,377 | 84.4 |
| 2018 | Villanova | 40 | 36 | 4 | 1,220 | 2,440 | 50.0 | 464 | 1,158 | 40.1 | 559 | 718 | 77.9 | 1,437 | 35.9 | 655 | 162 | 259 | 3,463 | 86.6 |
| 2019 | Virginia | 38 | 35 | 3 | 974 | 2,056 | 47.4 | 321 | 813 | 39.5 | 445 | 598 | 74.4 | 1,322 | 34.8 | 544 | 149 | 211 | 2,714 | 71.4 |
| ^2020 | | | | | | | | | | | | | | | | | | | | |
| 2021 | Baylor | 30 | 28 | 2 | 917 | 1,886 | 48.6 | 299 | 724 | 41.3 | 354 | 500 | 70.8 | 1,079 | 36.0 | 507 | 111 | 267 | 2,487 | 82.9 |
| 2022 | Kansas | 40 | 34 | 6 | 1,144 | 2,393 | 47.8 | 286 | 792 | 36.1 | 555 | 774 | 71.7 | 1,515 | 37.9 | 613 | 172 | 251 | 3,129 | 78.2 |
| 2023 | UConn | 39 | 31 | 8 | 1,082 | 2,333 | 46.4 | 353 | 973 | 36.3 | 547 | 719 | 76.1 | 1,534 | 39.3 | 684 | 190 | 245 | 3,064 | 78.6 |

*Appearance later vacated by Committee on Infractions; ^Canceled due to COVID-19 pandemic

MOST OUTSTANDING PLAYERS AND THEIR FINAL STATISTICS

| Year | Player, Team | Cl. | G | FG-A | 3FG-A | FT-A | Reb. | Ast. | Blk. | Stl. | PF | Pts. |
|------|---------------------------------|-----|---|-------|-------|-------|------|------|------|------|----|------|
| 1939 | +Jimmy Hull, Ohio St. | Sr. | 2 | 15 | | 10-12 | | | | | 3 | 40 |
| 1940 | Marv Huffman, Indiana | Sr. | 2 | 7 | | 4 | | | | | | 18 |
| 1941 | John Kotz, Wisconsin | So. | 2 | 8 | | 6 | | | | | 3 | 22 |
| 1942 | Howie Dallmar, Stanford | So. | 2 | 8 | | 4-6 | | | | | 0 | 20 |
| 1943 | Kenny Sailors, Wyoming | Jr. | 2 | 10 | | 8-11 | | | | | 5 | 28 |
| 1944 | Arnie Ferrin, Utah | Fr. | 2 | 11 | | 6 | | | | | | 28 |
| 1945 | Bob Kurland, Oklahoma St. | Jr. | 2 | 16 | | 5 | | | | | 6 | 37 |
| 1946 | Bob Kurland, Oklahoma St. | Sr. | 2 | 21 | | 10-15 | | | | | 8 | 52 |
| 1947 | George Kaftan, Holy Cross | So. | 2 | 18 | | 12-17 | | | | | 6 | 48 |
| 1948 | Alex Groza, Kentucky | Jr. | 2 | 16 | | 5 | | | | | | 37 |
| 1949 | Alex Groza, Kentucky | Sr. | 2 | 19 | | 14 | | | | | 9 | 52 |
| 1950 | Irwin Dambrot, CCNY | Sr. | 2 | 12-28 | | 4-8 | | | | | 3 | 28 |
| 1951 | Bill Spivey, Kentucky | Sr. | 2 | 20-50 | | 10-16 | 37 | | | | 7 | 50 |
| 1952 | Clyde Lovellette, Kansas | Sr. | 2 | 24 | | 18 | | | | | | 66 |
| 1953 | +B.H. Born, Kansas | Jr. | 2 | 17 | | 17 | | | | | | 51 |
| 1954 | Tom Gola, La Salle | Jr. | 2 | 12 | | 14 | | | | | | 38 |
| 1955 | Bill Russell, San Francisco | Jr. | 2 | 19 | | 9 | | | | | | 47 |
| 1956 | †Hal Lear, Temple | Sr. | 2 | 32 | | 16 | | | | | | 80 |
| 1957 | +Wilt Chamberlain, Kansas | So. | 2 | 18-35 | | 19-27 | 25 | | | | 3 | 55 |
| 1958 | +Elgin Baylor, Seattle U. | Jr. | 2 | 18-53 | | 12-16 | 41 | | | | 7 | 48 |
| 1959 | +Jerry West, West Virginia | Jr. | 2 | 22-33 | | 22-32 | 25 | | | | 7 | 66 |
| 1960 | Jerry Lucas, Ohio St. | So. | 2 | 16-24 | | 3-3 | 23 | | | | 4 | 35 |
| 1961 | +Jerry Lucas, Ohio St. | Jr. | 2 | 20-28 | | 16-17 | 25 | | | | 6 | 56 |
| 1962 | Paul Hogue, Cincinnati | Sr. | 2 | 23-36 | | 12-19 | 38 | | | | 5 | 58 |
| 1963 | †Art Heyman, Duke | Sr. | 2 | 18-44 | | 15-22 | 19 | | | | 8 | 51 |
| 1964 | Walt Hazzard, UCLA | Sr. | 2 | 11-20 | | 8-12 | 10 | | | | 7 | 30 |
| 1965 | †Bill Bradley, Princeton | Sr. | 2 | 34-54 | | 19-20 | 24 | | | | 9 | 87 |
| 1966 | ‡Jerry Chambers, Utah | Sr. | 2 | 25-47 | | 20-24 | 35 | | | | 6 | 70 |
| 1967 | Lew Alcindor, UCLA | So. | 2 | 14-23 | | 11-24 | 38 | | | | 1 | 39 |
| 1968 | Lew Alcindor, UCLA | Jr. | 2 | 22-35 | | 9-10 | 34 | | | | 6 | 53 |
| 1969 | Lew Alcindor, UCLA | Sr. | 2 | 23-34 | | 16-25 | 41 | | | | 5 | 62 |
| 1970 | Sidney Wicks, UCLA | Jr. | 2 | 15-21 | | 9-15 | 34 | | | | 6 | 39 |
| 1971 | +Howard Porter, *Villanova | Sr. | 2 | 20-41 | | 7-9 | 24 | | | | 5 | 47 |
| 1972 | Bill Walton, UCLA | So. | 2 | 20-29 | | 17-23 | 41 | | | | 6 | 57 |
| 1973 | Bill Walton, UCLA | Jr. | 2 | 28-34 | | 2-5 | 30 | | | | 8 | 58 |
| 1974 | David Thompson, NC State | Jr. | 2 | 19-37 | | 11-14 | 17 | | | | 6 | 49 |
| 1975 | Richard Washington, UCLA | So. | 2 | 23-42 | | 8-11 | 20 | | | | 8 | 54 |
| 1976 | Kent Benson, Indiana | Jr. | 2 | 17-34 | | 7-11 | 18 | | | | 7 | 41 |
| 1977 | Butch Lee, Marquette | Jr. | 2 | 11-32 | | 8-8 | 6 | 2 | 1 | 1 | 4 | 30 |
| 1978 | Jack Givens, Kentucky | Sr. | 2 | 28-43 | | 8-12 | 17 | 4 | 1 | 3 | 6 | 64 |
| 1979 | Magic Johnson, Michigan St. | So. | 2 | 17-25 | | 19-22 | 17 | 3 | 0 | 2 | 5 | 53 |
| 1980 | Darrell Griffith, Louisville | Sr. | 2 | 23-37 | | 11-16 | 7 | 15 | 0 | 2 | 4 | 57 |
| 1981 | Isiah Thomas, Indiana | So. | 2 | 14-25 | | 9-11 | 4 | 9 | 3 | 4 | 8 | 37 |
| 1982 | James Worthy, North Carolina | Jr. | 2 | 20-27 | | 2-7 | 8 | 9 | 0 | 4 | 6 | 42 |
| 1983 | +Akeem Olajuwon, Houston | So. | 2 | 16-29 | | 9-14 | 40 | 3 | 2 | 5 | 5 | 41 |
| 1984 | Patrick Ewing, Georgetown | Jr. | 2 | 8-14 | | 2-2 | 18 | 1 | 15 | 1 | 7 | 18 |
| 1985 | Ed Pinckney, Villanova | Sr. | 2 | 8-14 | | 12-16 | 15 | 6 | 3 | 0 | 6 | 28 |
| 1986 | Pervis Ellison, Louisville | Fr. | 2 | 15-25 | | 6-8 | 24 | 2 | 3 | 1 | 7 | 36 |
| 1987 | Keith Smart, Indiana | Jr. | 2 | 14-22 | 0-1 | 7-9 | 7 | 7 | 0 | 2 | 7 | 35 |
| 1988 | Danny Manning, Kansas | Sr. | 2 | 25-45 | 0-1 | 6-9 | 17 | 4 | 8 | 9 | 6 | 56 |
| 1989 | Glen Rice, Michigan | Sr. | 2 | 24-49 | 7-16 | 4-4 | 16 | 1 | 0 | 3 | 3 | 59 |
| 1990 | Anderson Hunt, UNLV | So. | 2 | 19-31 | 9-16 | 2-4 | 4 | 9 | 1 | 1 | 1 | 49 |
| 1991 | Christian Laettner, Duke | Jr. | 2 | 12-22 | 1-1 | 21-23 | 17 | 2 | 1 | 2 | 5 | 46 |
| 1992 | Bobby Hurley, Duke | Jr. | 2 | 10-24 | 7-12 | 8-10 | 3 | 11 | 0 | 3 | 6 | 35 |
| 1993 | Donald Williams, North Carolina | So. | 2 | 15-23 | 10-14 | 10-10 | 4 | 1 | 0 | 2 | 2 | 50 |
| 1994 | Corliss Williamson, Arkansas | So. | 2 | 21-42 | 0-0 | 10-14 | 21 | 8 | 3 | 4 | 3 | 52 |
| 1995 | Ed O'Bannon, UCLA | Sr. | 2 | 16-35 | 3-8 | 10-13 | 25 | 3 | 1 | 7 | 3 | 45 |
| 1996 | Tony Delk, Kentucky | Sr. | 2 | 15-36 | 8-16 | 6-11 | 9 | 2 | 2 | 3 | 4 | 44 |
| 1997 | Miles Simon, Arizona | Jr. | 2 | 17-37 | 3-10 | 17-22 | 8 | 6 | 1 | 0 | 1 | 54 |
| 1998 | Jeff Sheppard, Kentucky | Sr. | 2 | 16-29 | 4-10 | 7-9 | 10 | 7 | 0 | 4 | 4 | 43 |
| 1999 | Richard Hamilton, UConn | Jr. | 2 | 20-39 | 3-7 | 8-11 | 12 | 4 | 1 | 2 | 4 | 51 |
| 2000 | Mateen Cleaves, Michigan St. | Sr. | 2 | 8-18 | 3-4 | 10-12 | 6 | 5 | 0 | 2 | 4 | 29 |

| Year | Player, Team | Cl. | G | FG-A | 3FG-A | FT-A | Reb. | Ast. | Blk. | Stl. | PF | Pts. |
|-------|---------------------------------|-----|---|-------|-------|-------|------|------|------|------|----|------|
| 2001 | Shane Battier, Duke | Sr. | 2 | 13-26 | 5-12 | 12-17 | 19 | 8 | 6 | 2 | 4 | 43 |
| 2002 | Juan Dixon, Maryland | Sr. | 2 | 10-18 | 5-11 | 8-11 | 3 | 5 | 0 | 7 | 3 | 33 |
| 2003 | Carmelo Anthony, Syracuse | Fr. | 2 | 19-35 | 6-9 | 9-11 | 24 | 8 | 0 | 4 | 5 | 53 |
| 2004 | Emeka Okafor, UConn | Jr. | 2 | 17-26 | 0-0 | 8-15 | 22 | 2 | 4 | 1 | 6 | 42 |
| 2005 | Sean May, North Carolina | Jr. | 2 | 19-29 | 0-0 | 10-14 | 17 | 5 | 2 | 1 | 3 | 48 |
| 2006 | Joakim Noah, Florida | So. | 2 | 12-20 | 0-1 | 4-4 | 17 | 5 | 10 | 2 | 5 | 28 |
| 2007 | Corey Brewer, Florida | Jr. | 2 | 9-19 | 7-13 | 7-8 | 10 | 2 | 3 | 3 | 5 | 32 |
| 2008 | Mario Chalmers, Kansas | Jr. | 2 | 10-23 | 3-9 | 6-8 | 7 | 6 | 0 | 7 | 6 | 29 |
| 2009 | Wayne Ellington, North Carolina | Jr. | 2 | 14-26 | 8-10 | 3-4 | 13 | 4 | 0 | 0 | 2 | 39 |
| 2010 | Kyle Singler, Duke | Jr. | 2 | 15-29 | 6-11 | 4-4 | 18 | 7 | 2 | 1 | 2 | 40 |
| 2011 | Kemba Walker, UConn | Jr. | 2 | 11-34 | 1-9 | 11-13 | 15 | 7 | 1 | 3 | 3 | 34 |
| 2012 | Anthony Davis, Kentucky | Fr. | 2 | 8-18 | 0-0 | 8-12 | 30 | 7 | 11 | 4 | 4 | 24 |
| 2013 | Luke Hancock, *Louisville | Jr. | 2 | 11-15 | 8-10 | 12-17 | 5 | 5 | 0 | 4 | 6 | 42 |
| 2014 | Shabazz Napier, UConn | Sr. | 2 | 11-22 | 6-12 | 6-6 | 9 | 9 | 0 | 7 | 1 | 34 |
| 2015 | Tyus Jones, Duke | Fr. | 2 | 10-21 | 3-6 | 9-10 | 7 | 5 | 1 | 2 | 3 | 32 |
| 2016 | Ryan Arcidiacono, Villanova | Sr. | 2 | 11-15 | 5-7 | 4-4 | 5 | 5 | 0 | 1 | 4 | 31 |
| 2017 | Joel Berry II, North Carolina | Jr. | 2 | 9-33 | 6-21 | 9-17 | 6 | 8 | 1 | 3 | 5 | 33 |
| 2018 | Donte DiVincenzo, Villanova | So. | 2 | 14-21 | 8-12 | 10-14 | 13 | 6 | 2 | 0 | 3 | 46 |
| 2019 | Kyle Guy, Virginia | Jr. | 2 | 13-26 | 6-15 | 7-7 | 6 | 4 | 0 | 1 | 4 | 39 |
| ^2020 | | | | | | | | | | | | |
| 2021 | Jared Butler, Baylor | Jr. | 2 | 12-23 | 8-14 | 7-7 | 8 | 11 | 0 | 2 | 5 | 39 |
| 2022 | Ochai Agbaji, Kansas | Sr. | 2 | 10-17 | 7-11 | 6-12 | 5 | 2 | 2 | 1 | 3 | 33 |
| 2023 | Adama Sanogo, UConn | Jr. | 2 | 14-20 | 2-3 | 8-12 | 20 | 2 | 3 | 0 | 3 | 38 |

+team finished second; †team finished third; ‡team finished fourth; *team's appearance later vacated by NCAA/Committee on Infractions; ^Canceled due to COVID-19 pandemic

FINAL WIRE SERVICE POLLS NO. 1 TEAMS CHAMPION'S FINAL RANKING

| Year | AP Poll | UPI Poll | NCAA Champion | AP | UPI | Year | AP Poll | USA/NABC | NCAA Champion | AP | USA |
|------|----------------|----------------|----------------|----|-----|-------|----------------|----------------|----------------|----|-----|
| 1949 | Kentucky | — | Kentucky | 1 | — | 1993 | Indiana | Indiana | North Carolina | 4 | 2 |
| 1950 | Bradley | — | CCNY | NR | — | 1994 | North Carolina | Arkansas | Arkansas | 2 | 1 |
| 1951 | Kentucky | Kentucky | Kentucky | 1 | 1 | 1995 | UCLA | UCLA | UCLA | 1 | 1 |
| 1952 | Kentucky | Kentucky | Kansas | 8 | 3 | 1996 | Massachusetts | Massachusetts | Kentucky | 2 | 2 |
| 1953 | Indiana | Indiana | Indiana | 1 | 1 | 1997 | Kansas | Kansas | Arizona | 15 | 13 |
| 1954 | Kentucky | Indiana | La Salle | 2 | NR | 1998 | North Carolina | North Carolina | Kentucky | 5 | 6 |
| 1955 | San Francisco | San Francisco | San Francisco | 1 | 1 | 1999 | Duke | Duke | UConn | 3 | 3 |
| 1956 | San Francisco | San Francisco | San Francisco | 1 | 1 | 2000 | Duke | Duke | Michigan St. | 2 | 2 |
| 1957 | North Carolina | North Carolina | North Carolina | 1 | 1 | 2001 | Duke | Duke | Duke | 1 | 1 |
| 1958 | West Virginia | West Virginia | Kentucky | 9 | NR | 2002 | Duke | Duke | Maryland | 4 | 4 |
| 1959 | Kansas St. | Kansas St. | California | NR | 9 | 2003 | Kentucky | Kentucky | Syracuse | 13 | 12 |
| 1960 | Cincinnati | Cincinnati | Ohio St. | 3 | 3 | 2004 | Stanford | Stanford | UConn | 7 | 7 |
| 1961 | Ohio St. | Ohio St. | Cincinnati | 2 | 2 | 2005 | Illinois | Illinois | North Carolina | 2 | 3 |
| 1962 | Ohio St. | Ohio St. | Cincinnati | 2 | 2 | 2006 | Duke | Duke | Florida | 11 | 10 |
| 1963 | Cincinnati | Cincinnati | Loyola Chicago | 3 | 4 | 2007 | Ohio St. | Ohio St. | Florida | 3 | 3 |
| 1964 | UCLA | UCLA | UCLA | 1 | 1 | 2008 | North Carolina | North Carolina | Kansas | 4 | 4 |
| 1965 | Michigan | Michigan | UCLA | 2 | 2 | 2009 | Louisville | Louisville | North Carolina | 2 | 3 |
| 1966 | Kentucky | Kentucky | UTEP | 3 | 3 | 2010 | Kansas | Kansas | Duke | 4 | 4 |
| 1967 | UCLA | UCLA | UCLA | 1 | 1 | 2011 | Ohio St. | Ohio St. | UConn | 9 | 8 |
| 1968 | Houston | Houston | UCLA | 2 | 2 | 2012 | Kentucky | Kentucky | Kentucky | 1 | 1 |
| 1969 | UCLA | UCLA | UCLA | 1 | 1 | 2013 | Gonzaga | Gonzaga | *Louisville | 2 | 2 |
| 1970 | Kentucky | Kentucky | UCLA | 2 | 2 | 2014 | Florida | Florida | UConn | 18 | 19 |
| 1971 | UCLA | UCLA | UCLA | 1 | 1 | 2015 | Kentucky | Kentucky | Duke | 4 | 5 |
| 1972 | UCLA | UCLA | UCLA | 1 | 1 | 2016 | Kansas | Kansas | Villanova | 6 | 6 |
| 1973 | UCLA | UCLA | UCLA | 1 | 1 | 2017 | Villanova | Villanova | North Carolina | 5 | 8 |
| 1974 | NC State | NC State | NC State | 1 | 1 | 2018 | Virginia | Villanova | Villanova | 2 | 1 |
| 1975 | UCLA | Indiana | UCLA | 1 | 2 | 2019 | Duke | Duke | Virginia | 2 | 2 |
| 1976 | Indiana | Indiana | Indiana | 1 | 1 | ^2020 | Kansas | Kansas | | | |
| 1977 | Michigan | Michigan | Marquette | 7 | 14 | 2021 | Gonzaga | Gonzaga | Baylor | 3 | 3 |
| 1978 | Kentucky | Kentucky | Kentucky | 1 | 1 | 2022 | Gonzaga | Gonzaga | Kansas | 3 | 3 |
| 1979 | Indiana St. | Indiana St. | Michigan St. | 3 | 4 | 2023 | Houston | Houston | UConn | 11 | 12 |
| 1980 | DePaul | DePaul | Louisville | 2 | 4 | | | | | | |
| 1981 | DePaul | DePaul | Indiana | 9 | 9 | | | | | | |
| 1982 | North Carolina | North Carolina | North Carolina | 1 | 1 | | | | | | |
| 1983 | Houston | Houston | NC State | 16 | 14 | | | | | | |
| 1984 | North Carolina | North Carolina | Georgetown | 2 | 2 | | | | | | |
| 1985 | Georgetown | Georgetown | Villanova | NR | NR | | | | | | |
| 1986 | Duke | Duke | Louisville | 7 | 7 | | | | | | |
| 1987 | UNLV | UNLV | Indiana | 3 | 2 | | | | | | |
| 1988 | Temple | Temple | Kansas | NR | NR | | | | | | |
| 1989 | Arizona | Arizona | Michigan | 10 | 10 | | | | | | |
| 1990 | Oklahoma | Oklahoma | UNLV | 3 | 3 | | | | | | |
| 1991 | UNLV | UNLV | Duke | 6 | 6 | | | | | | |
| 1992 | Duke | Duke | Duke | 1 | 1 | | | | | | |

NR—Not Ranked in Top 20 (Top 10 from 1949-67). *Appearance later vacated by Committee on Infractions; ^Championship canceled due to COVID-19 pandemic

Note: Final poll rankings are released before the NCAA tournament.

ASSOCIATED PRESS NO. 1 VS. NO. 2 IN THE CHAMPIONSHIP GAME

| Date | No. 1, Score | W-L | No. 2, Score | Site |
|---------------|-------------------|----------|-------------------|------------------|
| Mar. 26, 1949 | Kentucky 46 | W | Oklahoma St. 36 | Seattle |
| Mar. 23, 1957 | North Carolina 54 | W (3 OT) | Kansas 53 | Kansas City, MO |
| Mar. 25, 1961 | Ohio St. 65 | L (OT) | Cincinnati 70 | Kansas City, MO |
| Mar. 24, 1962 | Ohio St. 59 | L | Cincinnati 71 | Louisville, KY |
| Mar. 20, 1965 | Michigan 80 | L | UCLA 91 | Portland, OR |
| Mar. 19, 1966 | Kentucky 65 | L | UTEP 72 | College Park, MD |
| Mar. 31, 1975 | UCLA 92 | W | Kentucky 85 | San Diego |
| Apr. 4, 2005 | Illinois 70 | L | North Carolina 75 | St. Louis |

SEED HISTORY AT THE FINAL FOUR

SEEDS AT THE FINAL FOUR

| Year | Seeds (Total) | Teams |
|-------|------------------|--|
| 1979 | 1, 2, 2, 9 (14) | Indiana St., Michigan St., DePaul, Penn |
| 1980 | 2, 5, 6, 8 (21) | Louisville, Iowa, Purdue, UCLA |
| 1981 | 1, 1, 2, 3 (7) | Virginia, LSU, North Carolina, Indiana |
| 1982 | 1, 1, 3, 6 (11) | North Carolina, Georgetown, Louisville, Houston |
| 1983 | 1, 1, 4, 6 (12) | Houston, Louisville, Georgia, NC State |
| 1984 | 1, 1, 2, 7 (11) | Kentucky, Georgetown, Houston, Virginia |
| 1985 | 1, 1, 2, 8 (12) | St. John's (NY), Georgetown, Memphis, Villanova |
| 1986 | 1, 1, 2, 11 (15) | Duke, Kansas, Louisville, LSU |
| 1987 | 1, 1, 2, 6 (10) | UNLV, Indiana, Syracuse, Providence |
| 1988 | 1, 1, 2, 6 (10) | Arizona, Oklahoma, Duke, Kansas |
| 1989 | 1, 2, 3, 3 (9) | Illinois, Duke, Seton Hall, Michigan |
| 1990 | 1, 3, 4, 4 (12) | UNLV, Duke, Georgia Tech, Arkansas |
| 1991 | 1, 1, 2, 3 (7) | UNLV, North Carolina, Duke, Kansas |
| 1992 | 1, 2, 4, 6 (13) | Duke, Indiana, Cincinnati, Michigan |
| 1993 | 1, 1, 1, 2 (5) | North Carolina, Kentucky, Michigan, Kansas |
| 1994 | 1, 2, 2, 3 (8) | Arkansas, Arizona, Duke, Florida |
| 1995 | 1, 2, 2, 4 (9) | UCLA, Arkansas, North Carolina, Oklahoma St. |
| 1996 | 1, 1, 4, 5 (11) | Kentucky, Massachusetts, Syracuse, Mississippi St. |
| 1997 | 1, 1, 1, 4 (7) | Kentucky, Minnesota, North Carolina, Arizona |
| 1998 | 1, 2, 3, 3 (9) | North Carolina, Kentucky, Stanford, Utah |
| 1999 | 1, 1, 1, 4 (7) | UConn, Duke, Michigan St., Ohio St. |
| 2000 | 1, 5, 8, 8 (22) | Michigan St., Florida, North Carolina, Wisconsin |
| 2001 | 1, 1, 2, 3 (7) | Duke, Michigan St., Arizona, Maryland |
| 2002 | 1, 1, 2, 5 (9) | Kansas, Maryland, Oklahoma, Indiana |
| 2003 | 1, 2, 3, 3 (9) | Texas, Kansas, Marquette, Syracuse |
| 2004 | 1, 2, 2, 3 (8) | Duke, UConn, Oklahoma St., Georgia Tech |
| 2005 | 1, 1, 4, 5 (11) | Illinois, North Carolina, Louisville, Michigan St. |
| 2006 | 2, 3, 4, 11 (20) | UCLA, Florida, LSU, George Mason |
| 2007 | 1, 1, 2, 2 (6) | Florida, Ohio St., Georgetown, UCLA |
| 2008 | 1, 1, 1, 1 (4) | Kansas, Memphis, North Carolina, UCLA |
| 2009 | 1, 1, 2, 3 (7) | UConn, North Carolina, Michigan St., Villanova |
| 2010 | 1, 2, 5, 5 (13) | Duke, West Virginia, Butler, Michigan St. |
| 2011 | 3, 4, 8, 11 (26) | UConn, Kentucky, Butler, VCU |
| 2012 | 1, 2, 2, 4 (9) | Kentucky, Kansas, Ohio St., Louisville |
| 2013 | 1, 4, 4, 9 (18) | Louisville, Michigan, Syracuse, Wichita St. |
| 2014 | 1, 2, 7, 8 (18) | Florida, Wisconsin, UConn, Kentucky |
| 2015 | 1, 1, 1, 7 (10) | Duke, Kentucky, Wisconsin, Michigan St. |
| 2016 | 1, 2, 2, 10 (15) | North Carolina, Oklahoma, Villanova, Syracuse |
| 2017 | 1, 1, 3, 7 (12) | Gonzaga, North Carolina, Oregon, South Carolina |
| 2018 | 1, 1, 3, 11 (16) | Kansas, Villanova, Michigan, Loyola Chicago |
| 2019 | 1, 2, 3, 5 (11) | Virginia, Michigan St., Texas Tech, Auburn |
| ^2020 | | |
| 2021 | 1, 1, 2, 11 (15) | Baylor, Gonzaga, Houston, UCLA |
| 2022 | 1, 2, 2, 8 (13) | Kansas, Duke, Villanova, North Carolina |
| 2023 | 4, 5, 5, 9 (23) | UConn, Miami (FL), San Diego St., Fla. Atlantic |

^Championship canceled due to COVID-19 pandemic

THE PATH TO THE FINAL FOUR

Starting in 1985, the bracket expanded to 64 teams which eliminated all first-round byes.

| Year | Seed | Team | 1st | 2d | RSF | RF | SUM |
|------|------|-----------------|-----|----|-----|----|-----|
| 1985 | 1 | St. John's (NY) | 16 | 9 | 12 | 3 | 40 |
| 1985 | 1 | Georgetown | 16 | 8 | 4 | 2 | 30 |
| 1985 | 2 | *Memphis | 15 | 7 | 11 | 1 | 34 |
| 1985 | 8 | Villanova | 9 | 1 | 5 | 2 | 17 |
| 1986 | 1 | Duke | 16 | 8 | 12 | 7 | 43 |
| 1986 | 1 | Kansas | 16 | 9 | 5 | 6 | 36 |
| 1986 | 2 | Louisville | 15 | 7 | 3 | 8 | 33 |
| 1986 | 11 | LSU | 6 | 3 | 2 | 1 | 12 |
| 1987 | 1 | UNLV | 16 | 9 | 12 | 2 | 39 |
| 1987 | 1 | Indiana | 16 | 8 | 5 | 10 | 39 |
| 1987 | 2 | Syracuse | 15 | 10 | 6 | 1 | 32 |
| 1987 | 6 | Providence | 11 | 14 | 2 | 1 | 28 |
| 1988 | 1 | Arizona | 16 | 8 | 5 | 2 | 31 |
| 1988 | 1 | Oklahoma | 16 | 8 | 5 | 6 | 35 |
| 1988 | 2 | Duke | 15 | 7 | 11 | 1 | 34 |
| 1988 | 6 | Kansas | 11 | 14 | 7 | 4 | 36 |
| 1989 | 1 | Illinois | 16 | 9 | 4 | 2 | 31 |
| 1989 | 2 | Duke | 15 | 7 | 11 | 1 | 34 |
| 1989 | 3 | Michigan | 14 | 11 | 2 | 5 | 32 |
| 1989 | 3 | Seton Hall | 14 | 11 | 2 | 4 | 31 |
| 1990 | 1 | UNLV | 16 | 8 | 12 | 11 | 47 |
| 1990 | 3 | Duke | 14 | 6 | 7 | 1 | 28 |
| 1990 | 4 | Arkansas | 13 | 12 | 8 | 10 | 43 |
| 1990 | 4 | Georgia Tech | 13 | 5 | 1 | 6 | 25 |
| 1991 | 1 | UNLV | 16 | 8 | 4 | 3 | 31 |
| 1991 | 1 | North Carolina | 16 | 9 | 12 | 10 | 47 |
| 1991 | 2 | Duke | 15 | 7 | 11 | 4 | 37 |
| 1991 | 3 | Kansas | 14 | 6 | 2 | 1 | 23 |
| 1992 | 1 | Duke | 16 | 9 | 4 | 2 | 31 |
| 1992 | 2 | Indiana | 15 | 7 | 3 | 1 | 26 |
| 1992 | 4 | Cincinnati | 13 | 5 | 9 | 6 | 33 |
| 1992 | 6 | *Michigan | 11 | 14 | 2 | 1 | 28 |
| 1993 | 1 | Kentucky | 16 | 8 | 5 | 3 | 32 |
| 1993 | 1 | North Carolina | 16 | 8 | 4 | 2 | 30 |
| 1993 | 1 | *Michigan | 16 | 9 | 12 | 7 | 44 |
| 1993 | 2 | Kansas | 15 | 7 | 6 | 1 | 29 |
| 1994 | 1 | Arkansas | 16 | 9 | 12 | 3 | 40 |
| 1994 | 2 | Duke | 15 | 7 | 6 | 1 | 29 |
| 1994 | 2 | Arizona | 15 | 7 | 3 | 1 | 26 |
| 1994 | 3 | Florida | 14 | 11 | 2 | 9 | 36 |
| 1995 | 1 | UCLA | 16 | 8 | 5 | 2 | 31 |
| 1995 | 2 | North Carolina | 15 | 7 | 6 | 1 | 29 |
| 1995 | 2 | Arkansas | 15 | 7 | 6 | 4 | 32 |
| 1995 | 4 | Oklahoma St. | 13 | 5 | 1 | 2 | 21 |
| 1996 | 1 | *Massachusetts | 16 | 9 | 12 | 2 | 39 |
| 1996 | 1 | Kentucky | 16 | 9 | 4 | 2 | 31 |
| 1996 | 4 | Syracuse | 13 | 12 | 8 | 2 | 35 |
| 1996 | 5 | Mississippi St. | 12 | 13 | 1 | 2 | 28 |
| 1997 | 1 | Kentucky | 16 | 8 | 4 | 2 | 30 |
| 1997 | 1 | North Carolina | 16 | 9 | 5 | 6 | 36 |
| 1997 | 1 | *Minnesota | 16 | 9 | 4 | 2 | 31 |
| 1997 | 4 | Arizona | 13 | 12 | 1 | 10 | 36 |
| 1998 | 1 | North Carolina | 16 | 8 | 4 | 2 | 30 |
| 1998 | 2 | Kentucky | 15 | 10 | 6 | 1 | 32 |
| 1998 | 3 | Utah | 14 | 6 | 10 | 1 | 31 |
| 1998 | 3 | Stanford | 14 | 11 | 2 | 8 | 35 |
| 1999 | 1 | Duke | 16 | 9 | 12 | 6 | 43 |
| 1999 | 1 | UConn | 16 | 9 | 5 | 10 | 40 |
| 1999 | 1 | Michigan St. | 16 | 9 | 13 | 3 | 41 |
| 1999 | 4 | *Ohio St. | 13 | 12 | 1 | 3 | 29 |
| 2000 | 1 | Michigan St. | 16 | 8 | 4 | 2 | 30 |
| 2000 | 5 | Florida | 12 | 4 | 1 | 3 | 20 |
| 2000 | 8 | North Carolina | 9 | 1 | 4 | 7 | 21 |
| 2000 | 8 | Wisconsin | 9 | 1 | 4 | 6 | 20 |
| 2001 | 1 | Duke | 16 | 9 | 4 | 6 | 35 |
| 2001 | 1 | Michigan St. | 16 | 9 | 12 | 11 | 48 |
| 2001 | 2 | Arizona | 15 | 10 | 3 | 1 | 29 |
| 2001 | 3 | Maryland | 14 | 11 | 10 | 1 | 36 |
| 2002 | 1 | Maryland | 16 | 8 | 4 | 2 | 30 |
| 2002 | 1 | Kansas | 16 | 8 | 4 | 2 | 30 |
| 2002 | 2 | Oklahoma | 15 | 7 | 3 | 12 | 37 |
| 2002 | 5 | Indiana | 12 | 13 | 1 | 10 | 36 |
| 2003 | 1 | Texas | 16 | 9 | 5 | 7 | 37 |
| 2003 | 2 | Kansas | 15 | 10 | 3 | 1 | 29 |
| 2003 | 3 | Syracuse | 14 | 6 | 10 | 1 | 31 |
| 2003 | 3 | Marquette | 14 | 6 | 2 | 1 | 23 |
| 2004 | 1 | Duke | 16 | 8 | 5 | 7 | 36 |
| 2004 | 2 | Oklahoma St. | 15 | 7 | 3 | 1 | 26 |
| 2004 | 2 | UConn | 15 | 7 | 6 | 8 | 36 |
| 2004 | 3 | Georgia Tech | 14 | 6 | 10 | 4 | 34 |
| 2005 | 1 | Illinois | 16 | 9 | 12 | 3 | 40 |
| 2005 | 1 | North Carolina | 16 | 9 | 5 | 6 | 36 |
| 2005 | 4 | Louisville | 13 | 5 | 1 | 7 | 26 |
| 2005 | 5 | Michigan St. | 12 | 13 | 1 | 2 | 28 |
| 2006 | 2 | UCLA | 15 | 10 | 3 | 1 | 29 |
| 2006 | 3 | Florida | 14 | 11 | 7 | 1 | 33 |
| 2006 | 4 | LSU | 13 | 12 | 1 | 2 | 28 |
| 2006 | 11 | George Mason | 6 | 3 | 7 | 1 | 17 |
| 2007 | 1 | Florida | 16 | 9 | 5 | 3 | 33 |
| 2007 | 1 | Ohio St. | 16 | 9 | 5 | 2 | 32 |
| 2007 | 2 | UCLA | 15 | 7 | 3 | 1 | 26 |
| 2007 | 2 | Georgetown | 15 | 7 | 6 | 1 | 29 |
| 2008 | 1 | North Carolina | 16 | 9 | 4 | 3 | 32 |
| 2008 | 1 | *Memphis | 16 | 8 | 5 | 2 | 31 |
| 2008 | 1 | UCLA | 16 | 9 | 12 | 3 | 40 |
| 2008 | 1 | Kansas | 16 | 8 | 12 | 10 | 46 |
| 2009 | 1 | North Carolina | 16 | 8 | 4 | 2 | 30 |
| 2009 | 1 | UConn | 16 | 9 | 5 | 3 | 33 |
| 2009 | 2 | Michigan State | 15 | 10 | 3 | 1 | 29 |
| 2009 | 3 | Villanova | 14 | 6 | 2 | 1 | 23 |
| 2010 | 1 | Duke | 16 | 8 | 4 | 3 | 31 |
| 2010 | 2 | West Virginia | 15 | 10 | 11 | 1 | 37 |
| 2010 | 5 | Michigan State | 12 | 4 | 9 | 6 | 31 |
| 2010 | 5 | Butler | 12 | 13 | 1 | 2 | 28 |
| 2011 | 3 | UConn | 14 | 6 | 2 | 5 | 27 |
| 2011 | 4 | Kentucky | 13 | 5 | 1 | 2 | 21 |
| 2011 | 8 | Butler | 9 | 1 | 4 | 2 | 16 |
| 2011 | 11 | VCU | 6 | 3 | 10 | 1 | 20 |
| 2012 | 1 | Kentucky | 16 | 8 | 4 | 3 | 31 |
| 2012 | 2 | Kansas | 15 | 10 | 11 | 1 | 37 |
| 2012 | 2 | Ohio St. | 15 | 7 | 6 | 1 | 29 |
| 2012 | 4 | *Louisville | 13 | 5 | 1 | 7 | 26 |
| 2013 | 1 | *Louisville | 16 | 8 | 12 | 2 | 38 |
| 2013 | 4 | Syracuse | 13 | 12 | 1 | 3 | 29 |
| 2013 | 4 | Michigan | 13 | 5 | 1 | 3 | 22 |
| 2013 | 9 | Wichita St. | 8 | 1 | 13 | 2 | 24 |
| 2014 | 1 | Florida | 16 | 9 | 4 | 11 | 40 |
| 2014 | 2 | Wisconsin | 15 | 7 | 6 | 1 | 29 |
| 2014 | 7 | UConn | 10 | 2 | 3 | 4 | 19 |
| 2014 | 8 | Kentucky | 9 | 1 | 4 | 2 | 16 |
| 2015 | 1 | Kentucky | 16 | 8 | 5 | 3 | 32 |
| 2015 | 1 | Duke | 16 | 8 | 5 | 2 | 31 |

| Year | Seed | Team | 1st | 2d | RSF | RF | SUM |
|------|------|----------------|-----|----|-----|----|-----|
| 2015 | 1 | Wisconsin | 16 | 8 | 4 | 2 | 30 |
| 2015 | 7 | Michigan St. | 10 | 2 | 3 | 4 | 19 |
| 2016 | 1 | North Carolina | 16 | 9 | 5 | 6 | 36 |
| 2016 | 2 | Oklahoma | 15 | 10 | 3 | 1 | 29 |
| 2016 | 2 | Villanova | 15 | 7 | 3 | 1 | 26 |
| 2016 | 10 | Syracuse | 7 | 15 | 11 | 1 | 34 |
| 2017 | 1 | North Carolina | 16 | 8 | 4 | 2 | 30 |
| 2017 | 1 | Gonzaga | 16 | 8 | 4 | 11 | 39 |
| 2017 | 3 | Oregon | 14 | 11 | 7 | 1 | 33 |
| 2017 | 7 | South Carolina | 10 | 2 | 3 | 4 | 19 |
| 2018 | 1 | Villanova | 16 | 9 | 5 | 3 | 33 |
| 2018 | 1 | *Kansas | 16 | 8 | 5 | 2 | 31 |
| 2018 | 3 | Michigan | 14 | 6 | 7 | 9 | 36 |
| 2018 | 11 | Loyola Chicago | 6 | 3 | 7 | 9 | 25 |
| 2019 | 1 | Virginia | 16 | 9 | 12 | 3 | 40 |
| 2019 | 2 | Michigan St. | 15 | 10 | 3 | 1 | 29 |
| 2019 | 3 | Texas Tech | 14 | 6 | 2 | 1 | 23 |
| 2019 | 5 | Auburn | 12 | 4 | 1 | 2 | 19 |
| 2021 | 2 | Houston | 15 | 10 | 11 | 12 | 48 |
| 2021 | 1 | Gonzaga | 16 | 8 | 5 | 6 | 35 |
| 2021 | 1 | Baylor | 16 | 9 | 5 | 3 | 33 |
| 2021 | 11 | UCLA | 6 | 14 | 2 | 1 | 23 |
| 2022 | 1 | Kansas | 16 | 9 | 4 | 10 | 39 |
| 2022 | 2 | Duke | 15 | 7 | 3 | 4 | 29 |
| 2022 | 2 | Villanova | 15 | 7 | 11 | 5 | 38 |
| 2022 | 8 | North Carolina | 9 | 1 | 4 | 15 | 29 |
| 2023 | 4 | UConn | 13 | 5 | 8 | 3 | 29 |
| 2023 | 5 | Miami (FL) | 12 | 4 | 1 | 2 | 19 |
| 2023 | 5 | San Diego St. | 12 | 13 | 1 | 6 | 32 |
| 2023 | 9 | Fla. Atlantic | 8 | 16 | 4 | 3 | 31 |

*Note: 2020 championship canceled due to COVID-19 pandemic. *Appearance later vacated by Committee on Infractions.*

THE PATH TO THE CHAMPIONSHIP

Did the champion play the highest-seeded teams along the way?

| Year | Team | Champion's Seed | 1st | 2d | RSF | RF | NSF | CH | SUM |
|-------|----------------|-----------------|------|-------|-------|-------|-------|------|-----|
| 1979 | Michigan St. | 2 | | N(10) | Y(3) | Y(1) | N(9) | Y(1) | 24 |
| 1980 | Louisville | 2 | | Y(7) | N(6) | Y(1) | N(5) | N(8) | 27 |
| 1981 | Indiana | 3 | | Y(6) | N(7) | N(9) | Y(1) | N(2) | 25 |
| 1982 | North Carolina | 1 | | N(9) | Y(4) | N(3) | N(6) | Y(1) | 23 |
| 1983 | NC State | 6 | (11) | Y(3) | N(10) | Y(1) | N(4) | Y(1) | 30 |
| 1984 | Georgetown | 1 | | N(9) | N(5) | N(10) | Y(1) | N(2) | 27 |
| 1985 | Villanova | 8 | (9) | Y(1) | N(5) | Y(2) | N(2) | Y(1) | 20 |
| 1986 | Louisville | 2 | (15) | Y(7) | Y(3) | N(8) | N(11) | Y(1) | 45 |
| 1987 | Indiana | 1 | (16) | Y(8) | N(5) | N(10) | Y(1) | N(2) | 42 |
| 1988 | Kansas | 6 | (11) | N(14) | N(7) | N(4) | N(2) | Y(1) | 39 |
| 1989 | Michigan. | 3 | (14) | N(11) | Y(2) | N(5) | Y(1) | N(3) | 36 |
| 1990 | UNLV | 1 | (16) | Y(8) | N(12) | N(11) | N(4) | N(3) | 54 |
| 1991 | Duke | 2 | (15) | Y(7) | N(11) | N(4) | Y(1) | N(3) | 41 |
| 1992 | Duke | 1 | (16) | N(9) | Y(4) | Y(2) | N(2) | N(6) | 39 |
| 1993 | North Carolina | 1 | (16) | Y(8) | Y(4) | Y(2) | N(2) | Y(1) | 33 |
| 1994 | Arkansas | 1 | (16) | N(9) | N(12) | N(3) | N(2) | N(2) | 44 |
| 1995 | UCLA | 1 | (16) | Y(8) | N(5) | Y(2) | N(4) | N(2) | 37 |
| 1996 | Kentucky | 1 | (16) | N(9) | Y(4) | Y(2) | Y(1) | N(4) | 36 |
| 1997 | Arizona | 4 | (13) | N(12) | Y(1) | N(10) | Y(1) | Y(1) | 38 |
| 1998 | Kentucky | 2 | (15) | N(10) | N(6) | Y(1) | N(3) | N(3) | 38 |
| 1999 | UConn | 1 | (16) | N(9) | N(5) | N(10) | N(4) | Y(1) | 45 |
| 2000 | Michigan St. | 1 | (16) | Y(8) | Y(4) | Y(2) | N(8) | N(5) | 43 |
| 2001 | Duke | 1 | (16) | N(9) | Y(4) | N(6) | N(3) | N(2) | 40 |
| 2002 | Maryland | 1 | (16) | Y(8) | Y(4) | Y(2) | Y(1) | N(5) | 36 |
| 2003 | Syracuse | 3 | (14) | Y(6) | N(10) | Y(1) | Y(1) | N(2) | 34 |
| 2004 | UConn | 2 | (15) | Y(7) | N(6) | N(8) | Y(1) | N(3) | 40 |
| 2005 | North Carolina | 1 | (16) | N(9) | N(5) | N(6) | N(5) | Y(1) | 42 |
| 2006 | Florida | 3 | (14) | N(11) | N(7) | Y(1) | N(11) | N(2) | 46 |
| 2007 | Florida | 1 | (16) | N(9) | N(5) | N(3) | N(2) | Y(1) | 36 |
| 2008 | Kansas | 1 | (16) | Y(8) | N(12) | N(10) | Y(1) | Y(1) | 48 |
| 2009 | North Carolina | 1 | (16) | Y(8) | Y(4) | Y(2) | N(3) | N(2) | 35 |
| 2010 | Duke | 1 | (16) | Y(8) | Y(4) | N(3) | N(2) | N(5) | 38 |
| 2011 | UConn | 3 | (14) | Y(6) | Y(2) | N(5) | N(4) | N(8) | 39 |
| 2012 | Kentucky | 1 | (16) | Y(8) | Y(4) | N(3) | N(4) | N(2) | 37 |
| 2013 | *Louisville | 1 | (16) | Y(8) | N(12) | Y(2) | N(9) | N(4) | 51 |
| 2014 | UConn | 7 | (10) | Y(2) | Y(3) | N(4) | Y(1) | N(8) | 28 |
| 2015 | Duke | 1 | (16) | Y(8) | Y(4) | Y(2) | N(7) | Y(1) | 38 |
| 2016 | Villanova | 2 | (15) | Y(7) | Y(3) | Y(1) | N(2) | Y(1) | 29 |
| 2017 | North Carolina | 1 | (16) | Y(8) | Y(4) | Y(2) | N(3) | Y(1) | 34 |
| 2018 | Villanova | 1 | (16) | N(9) | N(5) | N(3) | Y(1) | N(3) | 37 |
| 2019 | Virginia | 1 | (16) | N(9) | N(12) | N(3) | N(5) | N(3) | 48 |
| ^2020 | | | | | | | | | |
| 2021 | Baylor | 1 | (16) | N(9) | N(5) | N(3) | N(2) | Y(1) | 36 |
| 2022 | Kansas | 1 | (16) | N(9) | Y(4) | N(10) | N(2) | N(8) | 49 |
| 2023 | UConn | 4 | (13) | Y(5) | N(8) | N(3) | N(5) | N(5) | 39 |

Y—Yes; N—No; Opponent's seed in parentheses. *Appearance later vacated by Committee on Infractions; ^Championship canceled due to COVID-19 pandemic

ALL-TOURNAMENT TEAMS

(First player listed each year was the most outstanding player.)

Team's appearance later vacated by NCAA/Committee on Infractions is indicated by ().*

1939

Not chosen

1940

Marv Huffman, Indiana
Jay McCreary, Indiana
Bob Menke, Indiana
Howard Engleman, Kansas
Bob Allen, Kansas

1941-51

Not chosen

1952

Clyde Lovellette, Kansas
James Bredar, Illinois
John Kerr, Illinois
Dean Kelley, Kansas
Bob Zawoluk, St. John's (NY)
Ron MacGilvray, St. John's (NY)

1953

B.H. Born, Kansas
Bob Leonard, Indiana
Don Schlundt, Indiana
Dean Kelley, Kansas
Bob Houbregs, Washington

1954

Tom Gola, La Salle
Bob Carney, Bradley
Charlie Singley, La Salle
Jesse Amelle, Penn St.
Roy Irvin, Southern California

1955

Bill Russell, San Francisco
Jim Ranglos, Colorado
Carl Cain, Iowa
Tom Gola, La Salle
K.C. Jones, San Francisco

1956

Hal Lear, Temple
Carl Cain, Iowa
Bill Logan, Iowa
Hal Perry, San Francisco
Bill Russell, San Francisco

1957

Wilt Chamberlain, Kansas
John Green, Michigan St.
Pete Brennan, North Carolina
Lennie Rosenbluth, North Carolina
Gene Brown, San Francisco

1958

Elgin Baylor, Seattle U.
Johnny Cox, Kentucky
Vern Hatton, Kentucky
Charley Brown, Seattle U.
Guy Rodgers, Temple

1959

Jerry West, West Virginia
Denny Fitzpatrick, California
Darrall Imhoff, California
Oscar Robertson, Cincinnati
Don Goldstein, Louisville

1960

Jerry Lucas, Ohio St.
Darrall Imhoff, California
Oscar Robertson, Cincinnati
Mel Nowell, Ohio St.
Tom Sanders, NYU

1961

Jerry Lucas, Ohio St.
Carl Bouldin, Cincinnati
Bob Wiesenhahn, Cincinnati
Larry Siegfried, Ohio St.
Jack Egan, *Saint Joseph's

1962

Paul Hogue, Cincinnati
Tom Thacker, Cincinnati
John Havlicek, Ohio St.
Jerry Lucas, Ohio St.
Len Chappell, Wake Forest

1963

Art Heyman, Duke
Ron Bonham, Cincinnati
Tom Thacker, Cincinnati
George Wilson, Cincinnati
Les Hunter, Loyola Chicago

1964

Walt Hazzard, UCLA
Jeff Mullins, Duke
Willie Murrell, Kansas St.
Bill Buntin, Michigan
Gail Goodrich, UCLA

1965

Bill Bradley, Princeton
Cazzie Russell, Michigan
Gail Goodrich, UCLA
Edgar Lacey, UCLA
Kenny Washington, UCLA

1966

Jerry Chambers, Utah
Jack Marin, Duke
Louie Dampier, Kentucky
Pat Riley, Kentucky
Bobby Joe Hill, UTEP

1967

Lew Alcindor, UCLA
Don May, Dayton
Elvin Hayes, Houston
Lucius Allen, UCLA
Mike Warren, UCLA

1968

Lew Alcindor, UCLA
Larry Miller, North Carolina
Lucius Allen, UCLA
Lynn Shackelford, UCLA
Mike Warren, UCLA

1969

Lew Alcindor, UCLA
Willie McCarter, Drake
Charlie Scott, North Carolina
Rick Mount, Purdue
John Vallely, UCLA

1970

Sidney Wicks, UCLA
Artis Gilmore, Jacksonville
Jimmy Collins, New Mexico St.
Curtis Rowe, UCLA
John Vallely, UCLA

1971

Howard Porter, Villanova*
Hank Siemiontkowski, Villanova*
Jim McDaniels, Western Ky.*
Steve Patterson, UCLA
Sidney Wicks, UCLA

1972

Bill Walton, UCLA
Ron King, Florida St.
Jim Price, Louisville
Bob McAdoo, North Carolina
Keith Wilkes, UCLA

1973

Bill Walton, UCLA
Steve Downing, Indiana
Larry Finch, Memphis
Larry Kenon, Memphis
Ernie DiGregorio, Providence

1974

David Thompson, NC State
Maurice Lucas, Marquette
Tom Burluson, NC State
Monte Towe, NC State
Bill Walton, UCLA

1975

Richard Washington, UCLA
Kevin Grevey, Kentucky
Allen Murphy, Louisville
Jim Lee, Syracuse
Dave Meyers, UCLA

1976

Kent Benson, Indiana
Tom Abernethy, Indiana
Scott May, Indiana
Rickey Green, Michigan
Marques Johnson, UCLA

1977

Butch Lee, Marquette
Bo Ellis, Marquette
Jerome Whitehead, Marquette
Walter Davis, North Carolina
Mike O'Koren, North Carolina
Cedric Maxwell, Charlotte

1978

Jack Givens, Kentucky
Ron Brewer, Arkansas
Mike Gminski, Duke
Jim Spanarkel, Duke
Rick Robey, Kentucky

1979

Magic Johnson, Michigan St.
Mark Aguirre, DePaul
Gary Garland, DePaul
Larry Bird, Indiana St.
Greg Kelsner, Michigan St.

1980

Darrell Griffith, Louisville
Rodney McCray, Louisville
Joe Barry Carroll, Purdue
Rod Foster, *UCLA
Kiki Vandeweghe, *UCLA

1981

Isiah Thomas, Indiana
Jim Thomas, Indiana
Landon Turner, Indiana
Al Wood, North Carolina
Jeff Lamp, Virginia

1982

James Worthy, North Carolina
Patrick Ewing, Georgetown
Eric Floyd, Georgetown
Michael Jordan, North Carolina
Sam Perkins, North Carolina

1983

Akeem Olajuwon, Houston
Thurl Bailey, NC State
Sidney Lowe, NC State
Dereck Whittenburg, NC State
Milt Wagner, Louisville

1984

Patrick Ewing, Georgetown
Michael Graham, Georgetown
Alvin Franklin, Houston
Akeem Olajuwon, Houston
Michael Young, Houston

1985

Ed Pinckney, Villanova
Patrick Ewing, Georgetown
Harold Jensen, Villanova
Dwayne McClain, Villanova
Gary McLain, Villanova

1986

Pervis Ellison, Louisville
Mark Alarie, Duke
Tommy Amaker, Duke
Johnny Dawkins, Duke
Billy Thompson, Louisville

1987

Keith Smart, Indiana
Steve Alford, Indiana
Armon Gilliam, UNLV
Derrick Coleman, Syracuse
Sherman Douglas, Syracuse

1988

Danny Manning, Kansas
Sean Elliott, Arizona
Milt Newton, Kansas
Stacey King, Oklahoma
Dave Sieger, Oklahoma

1989

Glen Rice, Michigan
Danny Ferry, Duke
Rumeal Robinson, Michigan
Gerald Greene, Seton Hall
John Morton, Seton Hall

1990

Anderson Hunt, UNLV
Phil Henderson, Duke
Dennis Scott, Georgia Tech
Stacey Augmon, UNLV
Larry Johnson, UNLV

1991

Christian Laettner, Duke
Bobby Hurley, Duke
Bill McCaffrey, Duke
Mark Randall, Kansas
Anderson Hunt, UNLV

1992

Bobby Hurley, Duke
Grant Hill, Duke
Christian Laettner, Duke
Jalen Rose, *Michigan
Chris Webber, *Michigan

1993

Donald Williams, North Carolina
Jamal Mashburn, Kentucky
Chris Webber, *Michigan
George Lynch, North Carolina
Eric Montross, North Carolina

1994

Corliss Williamson, Arkansas
Corey Beck, Arkansas
Scotty Thurman, Arkansas
Grant Hill, Duke
Antonio Lang, Duke

1995

Ed O'Bannon, UCLA
Clint McDaniel, Arkansas
Corliss Williamson, Arkansas
Bryant Reeves, Oklahoma St.
Toby Bailey, UCLA

1996

Tony Delk, Kentucky
Ron Mercer, Kentucky
Marcus Camby, *Massachusetts
Todd Burgan, Syracuse
John Wallace, Syracuse

1997

Miles Simon, Arizona
Mike Bibby, Arizona
Ron Mercer, Kentucky
Scott Padgett, Kentucky
Bobby Jackson, Minnesota

1998

Jeff Sheppard, Kentucky
Scott Padgett, Kentucky
Arthur Lee, Stanford
Michael Doleac, Utah
Andre Miller, Utah

1999

Richard Hamilton, UConn
Khalid El-Amin, UConn
Richard Moore, UConn
Elton Brand, Duke
Trajan Langdon, Duke

2000

Mateen Cleaves, Michigan St.
Udonis Haslem, Florida
Charlie Bell, Michigan St.
A.J. Granger, Michigan St.
Morris Peterson, Michigan St.

2001

Shane Battier, Duke
Mike Dunleavy, Duke
Jason Williams, Duke
Richard Jefferson, Arizona
Loren Woods, Arizona

2002

Juan Dixon, Maryland
Lonny Baxter, Maryland
Chris Wilcox, Maryland
Dane Fife, Indiana
Kyle Hornsby, Indiana

2003

Carmelo Anthony, Syracuse
Gerry McNamara, Syracuse
Nick Collison, Kansas
Kirk Hinrich, Kansas
Keith Langford, Kansas

2004

Emeka Okafor, UConn
Rashad Anderson, UConn
Ben Gordon, UConn
Will Bynum, Georgia Tech
Luke Schenscher, Georgia Tech

2005

Sean May, North Carolina
Luther Head, Illinois
Deron Williams, Illinois
Raymond Felton, North Carolina
Rashad McCants, North Carolina

2006

Joakim Noah, Florida
Corey Brewer, Florida
Taurean Green, Florida
Lee Humphrey, Florida
Jordan Farmar, UCLA

2007

Corey Brewer, Florida
Lee Humphrey, Florida
Al Horford, Florida
Mike Conley Jr., Ohio St.
Greg Oden, Ohio St.

2008

Mario Chalmers, Kansas
Darrell Arthur, Kansas
Brandon Rush, Kansas
Chris Douglas-Roberts, *Memphis
Derrick Rose, *Memphis

2009

Wayne Ellington, North Carolina
Kalin Lucas, Michigan St.
Goran Suton, Michigan St.
Tyler Hansbrough, North Carolina
Ty Lawson, North Carolina

2010

Kyle Singler, Duke
Gordon Hayward, Butler
Shelvin Mack, Butler
Jon Scheyer, Duke
Nolan Smith, Duke

2011

Kemba Walker, UConn
Matt Howard, Butler
Shelvin Mack, Butler
Jeremy Lamb, UConn
Jamie Skeen, VCU

2012

Anthony Davis, Kentucky
Thomas Robinson, Kansas
Tyshawn Taylor, Kansas
Michael Kidd-Gilchrist, Kentucky
Doron Lamb, Kentucky

2013

Luke Hancock, *Louisville
Chane Behanan, *Louisville
Peyton Siva, *Louisville
Trey Burke, Michigan
Mitch McGary, Michigan

2014

Shabazz Napier, UConn
Ryan Boatwright, UConn
DeAndre Daniels, UConn
Julius Randle, Kentucky
James Young, Kentucky

2015

Tyus Jones, Duke
Grayson Allen, Duke
Justise Winslow, Duke
Sam Dekker, Wisconsin
Frank Kaminsky, Wisconsin

2016

Ryan Arcidiacono, Villanova
Josh Hart, Villanova
Phil Booth, Villanova
Brice Johnson, North Carolina
Joel Berry II, North Carolina

2017

Joel Berry II, North Carolina
Justin Jackson, North Carolina
Kennedy Meeks, North Carolina
Zach Collins, Gonzaga
Nigel Williams-Goss, Gonzaga

2018

Donte DiVincenzo, Villanova
Mikal Bridges, Villanova
Jalen Brunson, Villanova
Eric Paschall, Villanova
Moritz Wagner, Michigan

2019

Kyle Guy, Virginia
De'Andre Hunter, Virginia
Ty Jerome, Virginia
Jarrett Culver, Texas Tech
Matt Mooney, Texas Tech

2020

Championship canceled due to COVID-19 pandemic

2021

Jared Butler, Baylor
Davion Mitchell, Baylor
Jalen Suggs, Gonzaga
Drew Timme, Gonzaga
Johnny Juzang, UCLA

2022

Ochai Agbaji, Kansas
David McCormack, Kansas
Caleb Love, North Carolina
Armando Bacot, North Carolina
Paolo Banchero, Duke

2023

Adama Sanogo, UConn
Jordan Hawkins, UConn
Tristen Newton, UConn
Lamont Butler, San Diego St.
Alijah Martin, Fla. Atlantic

ALL-DECADE TEAMS

Note: All selections made before the 1988 tournament.

ALL-TIME TEAM

Lew Alcindor, UCLA (1967-68-69)
Larry Bird, Indiana St. (1979)
Wilt Chamberlain, Kansas (1957)
Earvin "Magic" Johnson, Michigan St. (1979)
Michael Jordan, North Carolina (1982)

1939-49

Howie Dallmar, Stanford (1942)
Jim Pollard, Stanford (1942)
Kenny Sailors, Wyoming (1943)
Arnie Ferrin, Utah (1944)
Bob Kurland, Oklahoma St. (1945-46)
Gerald Tucker, Oklahoma (1947)
George Kaftan, Holy Cross (1947)
Ralph Beard, Kentucky (1948-49)
Alex Groza, Kentucky (1948-49)
Dwight Eddleman, Illinois (1949)

1950-59

Clyde Lovellette, Kansas (1952)
Tom Gola, La Salle (1954)
K.C. Jones, San Francisco (1955)
Bill Russell, San Francisco (1955-56)
Wilt Chamberlain, Kansas (1957)
Lennie Rosenbluth, North Carolina (1957)
Elgin Baylor, Seattle U. (1958)
Guy Rodgers, Temple (1958)
Jerry West, West Virginia (1959)
Oscar Robertson, Cincinnati (1959-60)

1960-69

Jerry Lucas, Ohio St. (1960-61)
John Havlicek, Ohio St. (1961-62)
Gail Goodrich, UCLA (1964-65)
Walt Hazzard, UCLA (1964)
Jeff Mullins, Duke (1964)
Bill Bradley, Princeton (1965)
Cazzie Russell, Michigan (1965)
Elvin Hayes, Houston (1967-68)
Lew Alcindor, UCLA (1967-68-69)
Charlie Scott, North Carolina (1968-69)

1970-79

Sidney Wicks, UCLA (1969-70)
Bill Walton, UCLA (1972-73-74)
Keith Wilkes, UCLA (1972-73-74)
David Thompson, NC State (1974)
Marques Johnson, UCLA (1975-76)
Kent Benson, Indiana (1976)
Scott May, Indiana (1976)
Jack Givens, Kentucky (1978)
Larry Bird, Indiana St. (1979)
Earvin "Magic" Johnson, Michigan St. (1979)

1980-87

Darrell Griffith, Louisville (1980)
Rodney McCray, Louisville (1980)
Isiah Thomas, Indiana (1981)
Patrick Ewing, Georgetown (1982-84-85)
Michael Jordan, North Carolina (1982)
James Worthy, North Carolina (1982)
Akeem Olajuwon, Houston (1983-84)
Ed Pinckney, Villanova (1985)
Johnny Dawkins, Duke (1986)
Steve Alford, Indiana (1987)

SELECTION PANEL

Denny Crum, Louisville
Dean Smith, North Carolina
Joe B. Hall, Kentucky
Pete Newell, California
Vic Bubas, Sun Belt Conference
Dave Gavitt, Big East Conference
Jud Heathcote, Michigan St.
John Thompson, Georgetown
Henry Iba, Oklahoma St.
John Wooden, UCLA
Wayne Duke, Big Ten Conference

75 YEARS OF MARCH MADNESS CELEBRATION

Note: Selected by fan voting before the 2014 tournament on NCAA.com and a panel of experts that included former committee members, the NABC and the USBWA.

TOP TEAM

1976 Indiana (32-0)

TOP MOMENT

Christian Laettner's shot at the buzzer that gave Duke a 104-103 overtime win over Kentucky in the 1992 East Regional championship game.

TOP 15 PLAYERS

Lew Alcindor, UCLA (1967-68-69)
Larry Bird, Indiana St. (1979)
Bill Bradley, Princeton (1965)
Patrick Ewing, Georgetown (1982-84-85)
Grant Hill, Duke (1991-92, 94)
Earvin "Magic" Johnson, Michigan St. (1979)
Michael Jordan, North Carolina (1982)
Christian Laettner, Duke (1989-92)
Jerry Lucas, Ohio St. (1960-61)
Danny Manning, Kansas (1986)
Akeem Olajuwon, Houston (1983-84)
Oscar Robertson, Cincinnati (1959-60)
Bill Russell, San Francisco (1955-56)
Bill Walton, UCLA (1972-73-74)
Jerry West, West Virginia (1959)

CONSENSUS ALL- AMERICANS IN THE FINAL FOUR

(Players who were consensus first team All-Americans the year their team played in the Final Four.)

Team's appearance later vacated by NCAA/Committee on Infractions is indicated by ().*

Injured in regional final game and did not play in Final Four is indicated by (#).

ARIZONA

Sean Elliott 1988

ARKANSAS

Johnny Adams 1941

BAYLOR

Jared Butler, 2021

BRADLEY

Paul Unruh 1950

CALIFORNIA

Darrall Imhoff 1960

CINCINNATI

Oscar Robertson 1959-60
Ron Bonham 1963
Tom Thacker 1963

DARTMOUTH

Audley Brindley 1944

DUKE

Art Heyman 1963
Johnny Dawkins 1986
Danny Ferry 1989
Christian Laettner 1992
Grant Hill 1994
Elton Brand 1999
Shane Battier 2001
Jason Williams 2001
Jahil Okafor, 2015

GEORGETOWN

Eric Floyd 1982
Patrick Ewing 1984-85

GONZAGA

Corey Kispert, 2021

HOUSTON

Elvin Hayes 1967-68
Akeem Olajuwon 1984

ILLINOIS

Rod Fletcher 1952
Dee Brown 2005

INDIANA

Kent Benson 1976
Scott May 1976
Isiah Thomas 1981
Steve Alford 1987

INDIANA St.

Larry Bird 1979

KANSAS

Clyde Lovellette 1952
Wilt Chamberlain 1957
Danny Manning 1988
Drew Gooden 2002
Nick Collison 2003
Thomas Robinson 2012
Devonte' Graham, *2018
Ochai Agbaji, 2022

KANSAS St.

Bob Boozer 1958

KENTUCKY

Ralph Beard 1948-49
Alex Groza 1949
Bill Spivey 1951
Jamal Mashburn 1993

Tony Delk 1996
Ron Mercer 1997
Anthony Davis 2012
Willie Cauley-Stein, 2015

LA SALLE

Tom Gola 1954-55

LOUISVILLE

Darrell Griffith 1980

LOYOLA CHICAGO

Jerry Harkness 1963

MARQUETTE

Dwyane Wade 2003

MARYLAND

Juan Dixon 2002

MASSACHUSETTS

Marcus Camby 1996

MEMPHIS

Keith Lee *1985
Chris Douglas-Roberts *2008

MICHIGAN

Cazzie Russell 1965
Chris Webber 1993
Trey Burke 2013

MICHIGAN St.

Magic Johnson 1979
Mateen Cleaves 1999

NC STATE

David Thompson 1974

NORTH CAROLINA

Lennie Rosenbluth 1957
Larry Miller 1968
Bob Mcadoo 1972
Phil Ford 1977
James Worthy 1982
Jerry Stackhouse 1995
Antawn Jamison 1998
Tyler Hansbrough 2008-09
Brice Johnson, 2016
Justin Jackson, 2017

OHIO St.

Jimmy Hull 1939
Jerry Lucas 1961-62

OKLAHOMA

Gerald Tucker 1947
Buddy Hield 2016

OKLAHOMA St.

Bob Kurland 1945-46

OREGON

Slim Wintermute 1939

PRINCETON

Bill Bradley 1965

PROVIDENCE

Ernie Digregorio 1973

PURDUE

Rick Mount 1969

Joe Barry Carroll 1980

ST. BONAVENTURE

#Bob Lanier 1970

ST. JOHN'S (NY)

Chris Mullin 1985

SAN FRANCISCO

Bill Russell 1955-56

SEATTLE U.

Elgin Baylor 1958

SOUTHERN CALIFORNIA

Ralph Vaughn 1940

TEMPLE

Guy Rodgers 1958

TEXAS

T.J. Ford 2003

UCLA

Walt Hazzard 1964

Gail Goodrich 1965

Lew Alcindor 1967-69

Sidney Wicks 1971

Henry Bibby 1972

Bill Walton 1972-74

Keith Wilkes 1973-74

Dave Meyers 1975

Richard Washington 1976

Ed O'Bannon 1995

Arron Afflalo 2007

Kevin Love 2008

UConn

Richard Hamilton 1999

Emeka Okafor 2004

Kemba Walker 2011

Shabazz Bapier, 2014

UNLV

Larry Johnson 1990-91

VILLANOVA

Jalen Brunson, 2018

VIRGINIA

Ralph Sampson 1981

WAKE FOREST

Len Chappell 1962

WASHINGTON

Bob Houbregs 1953

WESTERN KY.

Jim McDaniels *1971

WISCONSIN

Gene Englund 1941

Frank Kaminsky, 2015

WYOMING

Kenny Sailors 1943

GAME OFFICIALS

Officiated the championship game is indicated by (#).

1939

Lyle Clarno#
John Getchell#

1940

Gil MacDonald#
Ted O'Sullivan#

1941

Wally Cameron#
Bill Haarlow#

1942

Glenn Adams#
Abb Curtis#

1943

Matty Begovich#
Pat Kennedy#

1944

Paul Menton#
James Osborne#

1945

Glenn Adams#
James Beiersdorfer
Edward Boyle
Abb Curtis#

1946

Jocko Collins#
Pat Kennedy#
John Nucatola
William Orwig

1947

Hagan Anderson#
Bill Haarlow
Pat Kennedy#
William Orwig

1948

Matty Begovich
Bill Haarlow#
Gil MacDonald#
James Osborne

1949

Abb Curtis
Hal Lee#
Tim McCullough#
Cliff Ogden

1950

Lou Eisenstein#
Ronald Gibbs#
Remy Meyer
John Morrow

1951

Joe Conway#

1952

Joe Conway
Lou Eisenstein#
Al Lightner

Cliff Ogden#

1953

Joe Conway
Alex George
Al Lightner#
Cliff Ogden
Shaw#

1954

Hagan Anderson#
Dick Ball
Ross Dean#
Jim Enright

1955

Phil Fox
Mike Milner
Max Mohr
Cliff Ogden

1956

Tommy Bell
Alex George
Red Mihalik
Harvey Murdock

1957

Hagan Anderson#
Joe Conway#
Al Lightner
Cliff Ogden

1958

Joe Conway#
Al Mercer
Red Mihalik
John Morrow

1959

Tommy Bell#
Charles Chuckovits
Al Lightner
Floyd Magnusson
Red Mihalik#

1960

Joe Conway
William Fouts
Alex George#
Red Mihalik

1961

Ernest Filiberti#
Phil Fox#
Tom Glennon
Lenny Wirtz

1962

Charles Eckman#
Dan Elser
Rudy Marick#
Dan Watson

1963

Bill Bussenius#
Alex George#
Jim Lennon
Chuck Ovitz

1964

Charles Fouty
Jim Lennon#
Steve Honzo
Red Mihalik#

1965

Steve Honzo#
Bob Korte
Floyd Magnuson
Red Mihalik#

1966

Bill Bussenius
Steve Honzo#
Thornton Jenkins#
Lenny Wirtz

1967

Lenny Wirtz#

1968

Bill Bussenius
Charles Fouty#
Steve Honzo#
Thornton Jenkins

1969

Irv Brown#
Michael DiTomasso#
Charles Fouty
John Overby

1970

Otis Allmond
Rudy Marich
Bobby Scott#
Art White
Lenny Wirtz#

1971

Jim Bain#
Irv Brown#
Steve Honzo
Art White

1972

Irv Brown#
Reggie Copeland
Jim Hernjack
Bobby Scott#

1973

Jack Ditty
Jim Howell#
Joe Shosid#
Art White

1974

Irv Brown#
Paul Galvan
Jim Howell#
Rich Weiler

1975

Paul Galvan
Hank Nichols#
Lou Soriano
Bob Wortman#

1976

Jim Bain
Irv Brown#
Charles Fouty
Bob Wortman#

1977

Irv Brown
Reggie Copeland#
Charles Fouty
Paul Galvan#

1978

Jim Bain#
Roy Clymer#
Jim Howell
Dale Kelley

1979

Frank Buckiewicz
Gary Muncy#
Hank Nichols#
Jody Silvester
Rich Weiler
Lenny Wirtz#

1980

Robert Herrold
Larry Lembo#
Hank Nichols#
Bob Rhodes
Booker Turner
Rich Weiler#

1981

Bobby Dibbler
Jim Howell
Dale Kelley
Ken Lauderdale#
Lou Moser#
Booker Turner#

1982

John Dabrow#
Bobby Dibbler#
Joe Forte
Hank Nichols#
Tom Rucker
Bob Wortman

1983

Joe Forte#
Paul Housman#
Larry Lembo
Hank Nichols#
Booker Turner
Rich Weiler

1984

Jim Clark
Hank Nichols
Dick Paparo
Ron Spitzer#
Mike Tanco#
Booker Turner#

1985

Jim Burr
John Clougherty#
Bobby Dibbler#
Willis McJunkin

Don Rutledge#
Charles Vacca

1986

John Clougherty
Tom Fincken
Joe Forte
Paul Galvan
Hank Nichols#
Dick Paparo
Pete Pavia#
Don Rutledge#
Lenny Wirtz

1987

John Clougherty
Nolan Fine#
Joe Forte#
Paul Galvan
Luis Grillo
Rusty Herring
Dick Paparo
Don Rutledge
Jody Silvester#

1988

Jim Burr
John Clougherty#
Joe Forte
Luis Grillo
Tim Higgins#
Ed Hightower#
Paul Housman
Larry Lembo
Booker Turner

1989

John Clougherty#
Mickey Crowley#
Tom Harrington
Ed Hightower
Ted Hillary
David Jones
Larry Lembo
Tom Rucker#
Don Rutledge

1990

Jim Bain
Richie Ballesteros#
Frank Bosone
Jim Burr
Gerry Donaghy
Tim Higgins#
Ed Hightower#
Dick Paparo
Jim Stupin

1991

Jim Burr#
John Clougherty
Mickey Crowley#
Gerry Donaghy
Ed Hightower
Tom O'Neill
Pete Pavia
Charles Range#
Ted Valentine

1992

Jim Burr
John Clougherty
Gerry Donaghy#
Tom Harrington#
Tim Higgins
Ed Hightower

David Libbey#
Don Rutledge
Ted Valentine

1993

Jim Burr
John Clougherty
Gerry Donaghy
Tom Harrington#
Ed Hightower#
Dick Paparo
Larry Rose
Jim Stupin#
Ted Valentine

1994

Jim Burr#
Ted Hillary
Ed Hightower
David Libbey
Tom Rucker
Mike Sanzere
Jody Silvester#
Jim Stupin
Ted Valentine#

1995

Jim Burr#
John Cahill#
Tom Harrington
Tom Lopes
Gene Monje
Dick Paparo
Andre Pattillo
Charles Range
Ted Valentine#

1996

John Clougherty#
Ed Hightower
Michael Kitts
David Libbey#
Andre Pattillo
Tom Rucker
Mike Sanzere
Frank Scagliotta
Scott Thornley#

1997

Gerald Boudreaux
Jim Burr
John Clougherty
Tim Higgins#
David Libbey
Tom O'Neill#
Andre Pattillo
Frank Scagliotta
Ted Valentine#

1998

Jim Burr#
John Clougherty
Bob Donato
Donnee Gray#
Tim Higgins
Andre Pattillo
Larry Rose
Don Rutledge
Mike Sanzere#

1999

Gerald Boudreaux#
Jim Burr
John Cahill
Tim Higgins#
David Libbey

Larry Rose
Curtis Shaw
Scott Thornley#
Mark Whitehead

2000

Gerald Boudreaux#
Jim Burr#
John Cahill
John Clougherty
Donnee Gray
David Hall#
Tim Higgins
Andre Pattillo
Jody Silvester

2001

Gerald Boudreaux#
Ed Corbett#
Bob Donato
Tony Greene
Tim Higgins
Ted Hillary
David Libbey
Mark Reischling
Scott Thornley#

2002

Jim Burr#
Dick Cartmell#
Ed Corbett
Duke Edsall
Tony Greene#
Tim Higgins
Ed Hightower
Michael Kitts
David Libbey

2003

Gerald Boudreaux#
Dick Cartmell#
Reginald Cofer#
Donnee Gray
Karl Hess
Michael Kitts
David Libbey
Tom Lopes
Larry Rose

2004

Jim Burr
Dick Cartmell#
Donnee Gray
David Hall
Verne Harris#
Tim Higgins
Ted Hillary
Randy McCall#
Olandis Poole

2005

Jim Burr
John Cahill#
Ed Corbett#
Robert Donato
Reggie Greenwood
Verne Harris#
Ed Hightower
Randy McCall
Doug Shows

2006

Jim Burr#
John Cahill#
Dick Cartmell
Ed Corbett

Tony Greene#
Karl Hess
Ed Hightower
Curtis Shaw
Ted Valentine

2007

Dick Cartmell
Ed Corbett#
Tony Greene#
Verne Harris
Karl Hess#
Mike Kitts
Tom O'Neill
Curtis Shaw
Ted Valentine

2008

John Cahill#
J.D. Collins
Ed Corbett#
Tom Eades
Tony Greene
Verne Harris
Karl Hess
Ed Hightower#
Curtis Shaw

2009

John Cahill
Patrick Driscoll
Tony Greene#
Karl Hess
Leslie Jones
Tom O'Neill#
Curtis Shaw#
Michael Stuart
Scott Thornley

2010

John Cahill#
Tom Eades#
John Higgins
Leslie Jones
Jamie Luckie
Randy McCall
Curtis Shaw
Michael Stuart
Ted Valentine#

2011

John Cahill#
Pat Driscoll
Verne Harris#
John Higgins
Leslie Jones
Jamie Luckie
Doug Shows#
Michael Stephens
Mark Whitehead

2012

Pat Adams
Joe DeRosa
Tom Eades
Verne Harris#
Les Jones
Jamie Luckie
Doug Shows
Michael Stuart#
Mark Whitehead#

2013

John Cahill#
Tony Greene#
Karl Hess

John Higgins#
Les Jones
Randy McCall
Doug Sirmons
Mark Whitehead
Terry Wymer

2014

Pat Adams
Joe DeRosa#
Verne Harris#
John Higgins
Michael Roberts
Doug Shows#
Doug Sirmons
Michael Stephens
Mike Stuart
Terry Wymer

2015

Pat Adams
Jeff Clark
Joe DeRosa#
Pat Driscoll#
Mike Eades
Verne Harris
John Higgins
Bryan Kersey
Doug Sirmons
Michael Stephens#

2016

Roger Ayers
Jeff Clark
Brian Dorsey
Mike Eades
Tom Eades
John Higgins#
Tony Padilla
Michael Stephens#
Mark Whitehead
Terry Wymer#

2017

Jeff Anderson
Mike Eades#
Ron Groover
Verne Harris#
John Higgins
Terry Oglesby
Tony Padilla
Doug Sirmons
Michael Stephens#
Ted Valentine

2018

Jeff Anderson#
Roger Ayers
Kipp Kissinger
Keith Kimble
Randy McCall
Terry Oglesby
Mike Roberts
Doug Sirmons#
Michael Stephens
Terry Wymer#

2019

Jeff Anderson
Bo Boroski
James Breeding
Ron Groover#
Keith Kimble
Chris Rastatter
Doug Shows
Doug Sirmons
Michael Stephens#
Terry Wymer#

2020

Championship canceled due to
COVID-19 pandemic

2021

Pat Adams
Jeff Anderson
Bo Boroski#
James Breeding
Ron Groover
Keith Kimble#
Randy McCall#
Gerry Pollard
Chris Rastatter
Larry Sciroto
Doug Sirmons

2022

Jeff Anderson#
Roger Ayers
Bo Boroski
James Breeding
Ron Groover#
Keith Kimble
Joe Lindsay
Terry Oglesby#
Tony Paila
Doug Sirmons
Bert Smith

2023

Jeff Anderson
Roger Ayers
Ron Groover#
John Higgins
Keith Kimble#
Kipp Kissinger
Terry Oglesby#
Mike Reed
Doug Sirmons
Bert Smith
Paul Szec

ALL-TIME PARTICIPANTS

Team (Appearances - Players)

Team's appearance later vacated by NCAA/Committee on Infractions is indicated by ().*

ARIZONA (4-36)

Jud Buechler 1988
Anthony Cook 1988
Sean Elliott 1988
Steve Kerr 1988
Kenny Lofton 1988
Harvey Mason 1988
Craig McMillan 1988
Tom Tolbert 1988
Joe Turner 1988
Joseph Blair 1994
Andy Brown 1994
Kevin Flanagan 1994
Reggie Geary 1994
Jarvis Kelley 1994
Joe McLean 1994
Ray Owes 1994
Khalid Reeves 1994
Jason Richey 1994
Dylan Rigdon 1994
Damon Stoudamire 1994
Corey Williams 1994
Mike Bibby 1997
A.J. Bramlett 1997
Bennett Davison 1997
Michael Dickerson 1997
Eugene Edgeron 1997, 2001
Donnell Harris 1997
Miles Simon 1997
Jason Terry 1997
Gilbert Arenas 2001
Jason Gardner 2001
Richard Jefferson 2001
Luke Walton 2001
Justin Wessel 2001
Loren Woods 2001
Michael Wright 2001

ARKANSAS (6-51)

Johnny Adams 1941
O'Neal Adams 1941
Gordon Carpenter 1941
John Freiberger 1941
Howard Hickey 1941
R.C. Pitts 1941
Nobel Robbins 1941
Clayton Wynne 1941
Tony Byles 1945
Jody Copeland 1945
Bill Flynt 1945
Charles Jolliff 1945
Kenneth Kearne 1945
George Kok 1945
Ocie Richie 1945

Frank Schumchyk 1945
Mike Schumchyk 1945
Paul Wheeler 1945
Chris Bennett 1978
Ron Brewer 1978
Jim Counce 1978
Marvin Delph 1978
Sidney Moncrief 1978
Ulysses Reed 1978
Steve Schall 1978
Alan Zahn 1978
Arlyn Bowers 1990
Mario Credit 1990
Todd Day 1990
Darrell Hawkins 1990
Lenzie Howell 1990
Ron Huery 1990
Warren Linn 1990
Larry Marks 1990
Lee Mayberry 1990
Oliver Miller 1990
Ernie Murry 1990
Cannon Whitby 1990
Corey Beck 1994-95
Ken Biley 1994
Al Dillard 1994-95
Clint McDaniel 1994-95
Davor Rimac 1994-95
Darnell Robinson 1994-95
Dwight Stewart 1994-95
Scotty Thurman 1994-95
Corliss Williamson 1994-95
Lee Wilson 1994-95
Reggie Garrett 1995
Elmer Martin 1995
Landis Williams 1995

AUBURN (1-9)

Bryce Brown, 2019
Samir Doughty, 2019
Malik Dunbar, 2019
Jared Harper, 2019
J'Von McCormick, 2019
Anfernee McLemore, 2019
Danjel Purifoy, 2019
Horace Spencer, 2019
Austin Wiley, 2019

BAYLOR (3-28)

Bill DeWitt 1948, 50
Don Heathington 1948, 50
William Hickman 1948, 50
Bill Johnson 1948, 50
James Owens 1948
Odell Preston 1948, 50
Ralph Pulley 1948
Jackie Robinson 1948
William Srack 1948, 50
Gordon Carrington 1950
Gerald Cobb 1950

W.A. Fleetwood 1950
William Harris 1950
Edward Hovde 1950
Norman Mullins 1950
Jared Butler, 2021
LJ Cryer, 2021
Adam Flagler, 2021
Zach Loveday, 2021
Matthew Mayer, 2021
Davion Mitchell, 2021
Jackson Moffatt, 2021
Mark Paterson, 2021
Jonathan Tchamwa Tchatchoua, 2021
MaCio Teague, 2021
Flo Thamba, 2021
Jordan Turner, 2021
Mark Vital, 2021

BRADLEY (2-22)

Elmer Behnke 1950
Mike Chianakas 1950
Bud Grover 1950
Jim Kelly 1950
Billy Mann 1950
Dino Melchiorre 1950
Gene Melchiorre 1950
Aaron Preece 1950
Fred Schlichtman 1950
Joe Stowell 1950
Paul Unruh 1950
Harvey Babetch 1954
Bob Carney 1954
Dick Estergard 1954
Jack Gower 1954
John Kent 1954
Barney Kilcullen 1954
Ed King 1954
Lee O'Connell 1954
Richard Petersen 1954
John Riley 1954
Lee Utt 1954

BUTLER (2-13)

Zach Hahn 2010-11
Gordon Hayward 2010
Matt Howard 2010-11
Avery Jukes 2010
Shelvin Mack 2010-11
Ronald Nored 2010-11
Andrew Smith 2010-11
Shawn Vanzant 2010-11
Willie Veasley 2010
Garrett Butcher 2011
Chrishawn Hopkins 2011
Khyle Marshall 2011
Chase Stigall 2011

CALIFORNIA (3-29)

Bob Anderson 1946
Les Dean 1946

Bob Hogeboom 1946
Lowell Holcombe 1946
Merv LaFaille 1946
Dick Lamer 1946
Art Mower 1946
Cal Riemcke 1946
James Smith 1946
George Walker 1946
Andy Wolfe 1946
Jim Wray 1946
Al Buch 1959
Bob Dalton 1959
Dick Doughty 1959-60
Denny Fitzpatrick 1959
Jack Grout 1959
Darrall Imhoff 1959-60
Bill McClintock 1959-60
Bernie Simpson 1959
Bill Alexander 1960
Ned Averbuck 1960
Tandy Gillis 1960
Jerry Mann 1960
Stan Morrison 1960
Ed Pearson 1960
Earl Shultz 1960
Dave Stafford 1960
Bob Wendell 1960

CCNY (2-18)

Mason Benson 1947
Irwin Dambrot 1947, 50
Phil Farbman 1947
Everett Finestone 1947
Joe Galiber 1947, 50
Sonny Jameson 1947
Lionel Malamed 1947
Paul Malamed 1947
Paul Schmones 1947
Hilpy Shapiro 1947
Sidney Trubowitz 1947
Herb Cohen 1950
Floyd Layne 1950
Norman Mager 1950
Ronald Nadell 1950
Edward Roman 1950
Alvin Roth 1950
Edward Warner 1950

CHARLOTTE (1-12)

Ken Angel 1977
Todd Crowley 1977
Jeff Gruber 1977
Mike Hester 1977
Chad Kinch 1977
Kevin King 1977
Lew Massey 1977
Cedric Maxwell 1977
Phil Scott 1977
Melvin Watkins 1977
Lee Whitfield 1977

Jerry Winston 1977

CINCINNATI (6-36)

Carl Bouldin 1959-61
Dick Cetrone 1959
Ralph Davis 1959-60
Mel Landfried 1959
Ron Nall 1959
Oscar Robertson 1959-60
Dave Tenwick 1959
Bill Whitaker 1959
Larry Willey 1959-60
Bob Wiesenhahn 1959-61
John Bryant 1960
Fred Dierking 1960-61
Paul Hogue 1960-62
Sandy Pomerantz 1960
Ron Reis 1960
Tom Sizer 1960-62
Mark Altenau 1961
Jim Calhoun 1961
Dale Heidotting 1961, 63
Larry Shingleton 1961, 63
Tom Thacker 1961-63
Tony Yates 1961-63
Ron Bonham 1962-63
George Wilson 1962-63
Ken Cunningham 1963
Fritz Meyer 1963
Gene Smith 1963
Corie Blount 1992
Anthony Buford 1992
Tarrance Gibson 1992
Allen Jackson 1992
Herb Jones 1992
Erik Martin 1992
Terry Nelson 1992
Jeff Scott 1992
Nick Van Exel 1992

COLORADO (2-18)

Robert Doll 1942
George Hamburg 1942
Horace Huggins 1942
Bob Kirchner 1942
Leason McCloud 1942
Heath Nuckolls 1942
Donald Putnam 1942
Melvin Coffman 1955
Jim Grant 1955
Burdette Haldorson 1955
George Hannah 1955
Bob Jeangerard 1955
Floyd Mansfield 1955
Charlie Mock 1955
Bill Peterson 1955
Jim Ranglos 1955
Wilbert Walter 1955
Bob Yardley 1955

DARTMOUTH (2-20)

James Briggs 1942
Gordon McKernan 1942

George Munroe 1942
Robert Myers 1942
James Olsen 1942
William Parmer 1942
Charles Pearson 1942
Henry Pogue 1942
Connor Shaw 1942
Stanley Skaug 1942
Audley Brindley 1944
Robert Gale 1944
Vincent Goering 1944
Harry Leggat 1944
Richard McGuire 1944
Walter Mercer 1944
John Monahan 1944
Franklin Murphy 1944
Everett Nordstrom 1944
Joseph Vancisin 1944

DAYTON (1-12)

Tom Heckman 1967
Bob Hooper 1967
Dave Inderrieden 1967
Gene Klaus 1967
Don May 1967
Dan Obrovac 1967
Dan Sadlier 1967
John Samanich 1967
Ned Sharpenter 1967
Glinder Torain 1967
Jim Wannemacher 1967
Rudy Waterman 1967

DEPAUL (2-15)

Jimmy Cominsky 1943
Mel Frailey 1943
John Jorgenson 1943
Tony Kelly 1943
George Mikan 1943
Bill Ryan 1943
Dick Starzyk 1943
Mark Aguirre 1979
Clyde Bradshaw 1979
Gary Garland 1979
William Madey 1979
Dennis McGuire 1979
James Mitchem 1979
Chris Nikitas 1979
Curtis Watkins 1979

DRAKE (1-12)

Don Draper 1969
Ron Gwin 1969
Bob Mast 1969
Willie McCarter 1969
Jim O'Dea 1969
Garry Odom 1969
Dolph Pulliam 1969
Dale Teeter 1969
Rick Wanamaker 1969
Al Williams 1969
Willie Wise 1969
Gary Zeller 1969

DUKE (17-116)

Art Heyman 1963
Jay Buckley 1963-64
Ray Cox 1963-64
Dennis Ferguson 1963-64
Buzzy Harrison 1963-64
Ron Herbster 1963-64
Bob Jamieson 1963
Brent Kitching 1963-64
Ted Mann 1963-64
Jeff Mullins 1963-64
Fred Schmidt 1963
Hack Tison 1963-64
Frank Harscher 1964
Jack Marin 1964, 66
Steve Vacendak 1964, 66
Tony Barone 1966
Warren Chapman 1966
Joe Kennedy 1966
Tim Kolodziej 1966
Mike Lewis 1966
Jim Liccardo 1966
Bob Riedy 1966
Bob Verga 1966
Ron Wendein 1966
Eugene Banks 1978
Bob Bender 1978
Kenny Dennard 1978
Mike Gminski 1978
Scott Goetsch 1978
John Harrell 1978
Jim Spanarkel 1978
Jim Suddath 1978
Mark Alarie 1986
Tommy Amaker 1986
Jay Bilas 1986
Johnny Dawkins 1986
Danny Ferry 1986, 88-89
David Henderson 1986
Billy King 1986
Kevin Strickland 1986
Weldon Williams 1986
Alaa Abdelnaby 1988-90
Robert Brickey 1988-90
Joe Cook 1988, 90
Phil Henderson 1988-90
Greg Koubek 1988-91
John Smith 1988-89
Quin Snyder 1988-89
George Burgin 1989
Clay Buckley 1989-90
Brian Davis 1989-92
Chris Laettner 1989-92
Crawford Palmer 1989-91
Thomas Hill 1990-92
Bobby Hurley 1990-92
Bill McCaffrey 1990-91
Grant Hill 1991-92, 94
Antonio Lang 1991-92, 94
Christian Ast 1992
Kenny Blakeney 1992
Ron Burt 1992
Marty Clark 1992, 94

Erik Meek 1992, 94
Cherokee Parks 1992, 94
Jeff Capel 1994
Chris Collins 1994
Greg Newton 1994
William Avery 1999
Shane Battier 1999, 2001
Elton Brand 1999
Chris Burgess 1999
Chris Carrawell 1999
Nate James 1999, 2001
Trajan Langdon 1999
Corey Maggette 1999
Carlos Boozer 2001
Andre Buckner 2001
Chris Duhon 2001, 04
Mike Dunleavy 2001
Casey Sanders 2001
Jason Williams 2001
Luol Deng 2004
Sean Dockery 2004
Daniel Ewing 2004
Nick Horvath 2004
Lee Melchionni 2004
Shavlik Randolph 2004
J.J. Redick 2004
Shelden Williams 2004
Jordan Davidson 2010
Andre Dawkins 2010
Ryan Kelly 2010
Mason Plumlee 2010
Miles Plumlee 2010
Jon Scheyer 2010
Kyle Singler 2010
Nolan Smith 2010
Lance Thomas 2010
Brian Zoubek 2010
Grayson Allen, 2015
Quinn Cook, 2015
Amile Jefferson, 2015
Matt Jones, 2015
Tyrus Jones, 2015
Sean Kelly, 2015
Jahlil Okafor, 2015
Nick Pagliuca, 2015
Marshall Plumlee, 2015
Justise Winslow, 2015
Paolo Banchero, 2022
AJ Griffin, 2022
Theo John, 2022
Trevor Keels, 2022
Wendell Moore Jr., 2022
Jeremy Roach, 2022
Mark Williams, 2022

DUQUESNE (1-7)

Moe Becker 1940
Rudy Debnar 1940
Lou Kasperik 1940
Bill Lacey 1940
Melvin Milkovich 1940
George Reiber 1940
Paul Widowitz 1940

FLA. ATLANTIC (1-9)

Nick, Boyd, 2023
Johnell Davis, 2023
Michael Forrest, 2023
Jalen Gaffney, 2023
Vladislav Goldin, 2023
Bryan Greenlee, 2023
Alijah Martin, 2023
Giancarlo Rosado, 2023
Brandon Weatherspoon, 2023

FLORIDA (5-42)

Jason Anderson 1994
Craig Brown 1994
Dan Cross 1994
Andrew DeClercq 1994
Svein Dyrkolbotn 1994
Dametri Hill 1994
Martti Kuisma 1994
Brian Thompson 1994
Greg Williams 1994
Matt Bonner 2000
Teddy Dupay 2000
Justin Hamilton 2000
Donnell Harvey 2000
Udonis Haslem 2000
Mike Miller 2000
Brett Nelson 2000
Major Parker 2000
Kenyan Weaks 2000
Brent Wright 2000
Corey Brewer 2006-07
Taurean Green 2006-07
Walter Hodge 2006-07
Al Horford 2006-07
David Huertas 2006
Lee Humphrey 2006-07
Adrian Moss 2006
Joakim Noah 2006-07
Chris Richard 2006-07
Marreese Speights 2007
Dan Werner 2007
Billy Donovan, 2014
Lexx Edwards, 2014
Dorian Finney-Smith 2014
Michael Frazier II 2014
Kasey Hill 2014
Jacob Kurtz 2014
Casey Prather 2014
Chris Walker 2014
DeVon Walker 2014
Scott Wilbekin 2014
Will Yeguetta 2014
Patric Young 2014

FLORIDA ST. (1-9)

Ottis Cole 1972
Rowland Garrett 1972
Larry Gay 1972
Ron Harris 1972
Ron King 1972
Lawrence McCray 1972
Otto Petty 1972

Reggie Royals 1972
Greg Samuel 1972

GEORGE MASON (1-11)

Tim Burns 2006
Lamar Butler 2006
Folarin Campbell 2006
Jordan Carter 2006
Chris Fleming 2006
Sammy Hernandez 2006
Makan Konate 2006
Jai Lewis 2006
Gabe Norwood 2006
Tony Skinn 2006
Will Thomas 2006

GEORGETOWN (5-40)

Robert Duffey 1943
William Feeney 1943
Frank Finnerty 1943
Dan Gabbianelli 1943
Bill Hassett 1943
Henry Hyde 1943
Daniel Kraus 1943
John Mahnken 1943
Lloyd Potalicchio 1943
James Reilly 1943
Fred Brown 1982, 84
Patrick Ewing 1982, 84-85
Eric Floyd 1982
Mike Hancock 1982
Anthony Jones 1982
Bill Martin 1982, 84-85
Eric Smith 1982
Gene Smith 1982, 84
Ed Spriggs 1982
Horace Broadnax 1984-85
Ralph Dalton 1984-85
Michael Graham 1984
Michael Jackson 1984-85
Victor Morris 1984
Reggie Williams 1984-85
David Wingate 1984-85
Kevin Floyd 1985
Ron Highsmith 1985
Tyrone Lockhart 1985
Grady Mateen 1985
Perry McDonald 1985
Tyler Crawford 2007
Patrick Ewing Jr. 2007
Jeff Green 2007
Roy Hibbert 2007
Vernon Macklin 2007
Jeremiah Rivers 2007
Jessie Sapp 2007
DaJuan Summers 2007
Jonathan Wallace 2007

GEORGIA (1-8)

James Banks 1983
Richard Corhen 1983
Gerald Crosby 1983

Terry Fair 1983
Vern Fleming 1983
Derrick Floyd 1983
Donald Hartry 1983
Lamar Heard 1983

GEORGIA TECH (2-17)

Kenny Anderson 1990
Darryl Barnes 1990
Karl Brown 1990
Malcolm Mackey 1990
Johnny McNeil 1990
Brian Oliver 1990
Dennis Scott 1990
Robert Brooks 2004
Will Bynum 2004
B.J. Elder 2004
Jarrett Jack 2004
Marvin Lewis 2004
Anthony McHenry 2004
Clarence Moore 2004
Isma'il Muhammad 2004
Luke Schenscher 2004
Theodis Tarver 2004

GONZAGA (2-18)

Zach Collins 2017
Przemek Karnowski 2017
Jordan Mathews 2017
Silas Melson 2017
Josh Perkins 2017
Killian Tillie 2017
Johnathan Williams 2017
Nigel Williams-Goss 2017
Joel Ayayi, 2021
Aaron Cook, 2021
Ben Gregg, 2021
Dominick Harris, 2021
Corey Kispert, 2021
Andrew Nembhard, 2021
Julian Strawther, 2021
Jalen Suggs, 2021
Drew Timme, 2021
Anton Watson, 2021

HOLY CROSS (2-14)

Charlie Bollinger 1947-48
Bob Cousy 1947-48
Bob Curran 1947-48
Charlie Graver 1947
Ken Haggerty 1947
George Kaftan 1947-48
Andy Laska 1947-48
Bob McMullan 1947-48
Joe Mullaney 1947-48
Dermie O'Connell 1947-48
Frank Oftring 1947-48
Jim Riley 1947
Bert Dolan 1948
Matthew Formon 1948

HOUSTON (6-50)

Melvin Bell 1967-68
Andrew Benson 1967
Don Chaney 1967-68
Gary Grider 1967
Neimer Hamood 1967-68
Elvin Hayes 1967-68
Don Kruse 1967
Theodis Lee 1967-68
Leary Lentz 1967
Vern Lewis 1967-68
Elliott McVey 1967
Ken Spain 1967-68
Larry Cooper 1968
Tom Gribben 1968
Kent Taylor 1968
Benny Anders 1982-84
Eric Davis 1982
Clyde Drexler 1982-83
Larry Micheaux 1982-83
Akeem Olajuwon 1982-84
Lynden Rose 1982
Bryan Williams 1982-83
Rob Williams 1982
Michael Young 1982-84
Alvin Franklin 1983-84
Reid Gettys 1983-84
Derek Giles 1983-84
David Rose 1983
Marvin Alexander 1984
Greg Anderson 1984
Stacey Belcher 1984
Braxton Clark 1984
Eric Dickens 1984
Gary Orsak 1984
Renaldo Thomas 1984
James Weaver 1984
Rickie Winslow 1984
Reggie Chaney, 2021
Ryan Elvin, 2021
Justin Gorham, 2021
Brison Gresham, 2021
Quentin Grimes, 2021
DeJon Jarreau, 2021
Tramon Mark, 2021
Kiyron Powell, 2021
J'Wan Roberts, 2021
Marcus Sasser, 2021
Jamal Shead, 2021
Cameron Tyson, 2021
Fabian White Jr., 2021

ILLINOIS (5-42)

Van Anderson 1949
Theodore Beach 1949, 51
James Cottrell 1949
Dwight Eddleman 1949
William Erickson 1949
Richard Foley 1949
Roy Gatewood 1949
Fred Green 1949
Walter Kersulis 1949
James Marks 1949

Walter Osterkorn 1949
Don Sunderlage 1949, 51
Max Baumgardner 1951
Irving Bemoras 1951-52
James Bredar 1951-52
Rod Fletcher 1951-52
Clive Follmer 1951-52
Mack Follmer 1951
Herbert Gerecke 1951-52
John Marks 1951
Robert Peterson 1951-52
James Schuldt 1951
Max Hooper 1952
John Kerr 1952
James Wright 1952
Nick Anderson 1989
Steve Bardo 1989
Kenny Battle 1989
Kendall Gill 1989
Lowell Hamilton 1989
Marcus Liberty 1989
Ervin Small 1989
Larry Smith 1989
James Augustine 2005
Dee Brown 2005
Warren Carter 2005
Luther Head 2005
Jack Ingram 2005
Richard McBride 2005
Roger Powell Jr. 2005
Nick Smith 2005
Deron Williams 2005

INDIANA (8-82)

Paul Armstrong 1940
Ralph Dorsey 1940
Bob Dro 1940
Chet Francis 1940
Jim Gridley 1940
Marv Huffman 1940
Jay McCreary 1940
Bill Menke 1940
Bob Menke 1940
Herman Schaefer 1940
Andy Zimmer 1940
Phil Byers 1953
Goethe Chambers 1953
Jim DeaKyne 1953
Dick Farley 1953
Charley Kraak 1953
Bob Leonard 1953
Paul Poff 1953
Don Schlundt 1953
Jim Schooley 1953
Burke Scott 1953
Ron Taylor 1953
Dick White 1953
Jack Wright 1953
Tom Abernethy 1973, 76
Steve Ahlfeld 1973
Quinn Buckner 1973, 76
Jim Crews 1973, 76
Steve Downing 1973

Steve Green 1973
John Laskowski 1973
Jerry Memering 1973
Craig Morris 1973
Don Noort 1973
John Ritter 1973
Trent Smock 1973
Frank Wilson 1973
Kent Benson 1976
Mark Haymore 1976
Scott May 1976
Wayne Radford 1976
Rich Valavicius 1976
Bobby Wilkerson 1976
Jim Wisman 1976
Chuck Franz 1981
Glen Grunwald 1981
Phil Isenbarger 1981
Ted Kitchel 1981
Mike LaFave 1981
Steve Risley 1981
Isiah Thomas 1981
Jim Thomas 1981
Ray Tolbert 1981
Landon Turner 1981
Randy Wittman 1981
Steve Alford 1987
Rick Calloway 1987
Steve Eyl 1987
Dean Garrett 1987
Joe Hillman 1987
Todd Meier 1987
Keith Smart 1987
Kreigh Smith 1987
Daryl Thomas 1987
Eric Anderson 1992
Damon Bailey 1992
Calbert Cheaney 1992
Greg Graham 1992
Alan Henderson 1992
Todd Leary 1992
Jamal Meeks 1992
Matt Nover 1992
Chris Reynolds 1992
Tom Coverdale 2002
Dane Fife 2002
Kyle Hornsby 2002
Jared Jeffries 2002
George Leach 2002
A.J. Moyer 2002
Jeff Newton 2002
Jarrad Odle 2002
Donald Perry 2002

INDIANA St. (1-8)

Larry Bird 1979
Alex Gilbert 1979
Bob Heaton 1979
Brad Miley 1979
Rich Nemcek 1979
Carl Nicks 1979
Steve Reed 1979
Leroy Staley 1979

IOWA (3-22)

Carl Cain 1955-56
McKinley Davis 1955
Bob George 1955-56
Bill Logan 1955-56
Augie Martel 1955-56
Sharm Scheuerman 1955-56
Bill Schoof 1955-56
Bill Seaberg 1955-56
Jim McConnell 1956
Mike Arens 1980
Kenny Arnold 1980
Kevin Boyle 1980
Vince Brookins 1980
Jon Darsee 1980
Mark Gannon 1980
Tom Grogan 1980
Bob Hansen 1980
Mike Heller 1980
Mike Henry 1980
Steve Krafcsin 1980
Ronnie Lester 1980
Steve Waite 1980

IOWA St. (1-7)

William Block 1944
Price Brookfield 1944
Roy Ewoldt 1944
James Myers 1944
Gene Oulman 1944
Robert Sauer 1944
Ray Wehde 1944

JACKSONVILLE (1-11)

Rusty Baldwin 1970
Mike Blevins 1970
Pembroke Burrows 1970
Chip Dublin 1970
Artis Gilmore 1970
Dan Hawkins 1970
Rod McIntyre 1970
Rex Morgan 1970
Gene Nelson 1970
Ken Selke 1970
Vaughn Wedeking 1970

KANSAS (16-150)

Robert Allen 1940
Donald Ebling 1940
Howard Engleman 1940
Dick Harp 1940
William Hogben 1940
Thomas Hunter 1940
Wallace Johnson 1940
John Kline 1940
Ralph Miller 1940
Jack Sands 1940
Bruce Voran 1940
B.H. Born 1952-53
Larry Davenport 1952-53
Arthur Heitholt 1952-53
Charlie Hoag 1952

Bill Houglund 1952
John Keller 1952
Allen Kelly 1952-53
Dean Kelly 1952-53
Bob Kenney 1952
Bill Lienhard 1952
Clyde Lovellette 1952
Jerry Alberts 1953
Harold Patterson 1953
Gil Reich 1953
Dean Smith 1953
Robert Billings 1957
Wilt Chamberlain 1957
Edwin Dater 1957
Gene Elstun 1957
Leland Green 1957
Blaine Hollinger 1957
Lewis Johnson 1957
Monte Johnson 1957
Lynn Kindred 1957
Maurice King 1957
Ron Loneski 1957
John Parker 1957
Roger Brown 1971
Randy Canfield 1971
Greg Douglas 1971
Bob Kivisto 1971
Mark Mathews 1971
Aubrey Nash 1971
Dave Robisch 1971
Pierre Russell 1971
Bud Stallworth 1971
Mark Williams 1971
Norman Cook 1974
Dale Greenlee 1974
Tom Kivisto 1974
Danny Knight 1974
Roger Morningstar 1974
Tommie Smith 1974
Rick Suttle 1974
Dave Taynor 1974
Donnie Von Moore 1974
Alton Campbell 1986
Greg Dreiling 1986
Rodney Hull 1986
Cedric Hunter 1986
Ron Kellogg 1986
Danny Manning 1986
Archie Marshall 1986
Chris Piper 1986
Calvin Thompson 1986
Mark Turgeon 1986
Scooter Barry 1988
Jeff Gueldner 1988
Keith Harris 1988
Mike Maddox 1988, 91
Marvin Mattox 1988
Lincoln Minor 1988
Milt Newton 1988
Clint Normore 1988
Kevin Pritchard 1988
Terry Brown 1991
Alonzo Jamison 1991

David Johanning 1991
Adonis Jordan 1991, 93
Mark Randall 1991
Patrick Richey 1991, 93
Richard Scott 1991, 93
Sean Tunstall 1991
Kirk Wagner 1991
Steve Woodbery 1991, 93
Greg Gurley 1993
Darrin Hancock 1993
Greg Ostertag 1993
Eric Pauley 1993
Sean Pearson 1993
Calvin Rayford 1993
Rex Walters 1993
Brett Ballard 2002
Jeff Boschee 2002
Jeff Carey 2002
Nick Collison 2002-03
Drew Gooden 2002
Kirk Hinrich 2002-03
Keith Langford 2002-03
Aaron Miles 2002-03
Wayne Simien 2002
Jeff Graves 2003
Jeff Hawkins 2003
Michael Lee 2003
Christian Moody 2003
Bryant Nash 2003
Moulaye Niang 2003
Brett Olson 2003
Stephen Vinson 2003
Cole Aldrich 2008
Darrell Arthur 2008
Jeremy Case 2008
Mario Chalmers 2008
Sherron Collins 2008
Darnell Jackson 2008
Sasha Kaun 2008
Matt Kleinmann 2008
Tyrel Reed 2008
Russell Robinson 2008
Brandon Rush 2008
Conner Teahan 2008, 12
Elijah Johnson 2012
Travis Releford 2012
Thomas Robinson 2012
TyShawn Taylor 2012
Justin Wesley 2012
Jeff Withey 2012
Kevin Young 2012
Udoka Azubuike *2018
Sam Cunliffe *2018
Silvio DeSousa *2018
Marcus Garrett *2018
Devonte' Graham *2018
Mitch Lightfoot *2018, 22
Sviatoslav Mykhailuk *2018
Malik Newman *2018
James Sosinski *2018
Chris Teahan *2018, 22
Lagerald Vick *2018
Clay Young *2018

KJ Adams, Jr., 2022
Ochai Agbaji, 2022
Christian Braun, 2022
Zach Clemence, 2022
Jalen Coleman-Lands, 2022
Dajuan Harris, 2022
Remy Martin, 2022
David McCormack, 2022
Jalen Wilson, 2022
Joseph Yesufu, 2022

KANSAS ST. (4-45)

Clarence Brannum 1948
Ward Clark 1948
John Dean 1948
Rick Harman 1948
Harold Howey 1948
Lloyd Krone 1948
Allan Langton 1948
Kenneth Mahoney 1948
Howard Shannon 1948
Joe Thornton 1948
David Weatherby 1948
Ernie Barrett 1951
John Gibson 1951
Ed Head 1951
Lew Hitch 1951
James Iverson 1951
Dick Knostman 1951
Richard Peck 1951
Robert Rousey 1951
Dan Schuyler 1951
Jack Stone 1951
Don Upson 1951
James Abbott 1958
Sonny Ballard 1958
Bob Boozer 1958
Roy DeWitz 1958
Steve Douglas 1958
Larry Fischer 1958
Wally Frank 1958
Jim Holwerda 1958
Glen Long 1958
Don Matuszak 1958
Jack Parr 1958
Richard Barnard 1964
Joe Gottfrid 1964
James Hoffman 1964
Max Moss 1964
Willie Murrell 1964
David Nelson 1964
Ron Paradis 1964
Louis Poma 1964
Sammy Robinson 1964
Jeff Simons 1964
Roger Suttner 1964
Gary Williams 1964

KENTUCKY (17-134)

Marvin Akers 1942
Ermal Allen 1942
Melvin Brewer 1942
Kenneth England 1942

James King 1942
Lloyd Ramsey 1942
Carl Staker 1942
Milton Ticco 1942
Waller White 1942
Cliff Barker 1948-49
Dale Barnstable 1948-49
Ralph Beard 1948-49
Alex Groza 1948-49
Joe Holland 1948
Wallace Jones 1948-49
Jim Line 1948-49
Kenneth Rollins 1948
Walt Hirsch 1949
Cliff Hagan 1951
Shelby Linville 1951
C.M. Newton 1951
Frank Ramsey 1951
Bill Spivey 1951
Lou Tsioropoulos 1951
Bobby Watson 1951
Lucian Whitaker 1951
Ed Beck 1958
Lincoln Collinsworth 1958
Johnny Cox 1958
John Crigler 1958
Vernon Hatton 1958
Don Mills 1958
Adrian Smith 1958
Cliff Berger 1966
Larry Conley 1966
Louie Dampier 1966
Gary Gamble 1966
Thad Jaracz 1966
Tommy Kron 1966
Jim LeMaster 1966
Pat Riley 1966
Bob Tallent 1966
Jimmy Dan Conner 1975
Mike Flynn 1975
Jack Givens 1975, 78
Kevin Grevey 1975
Bob Guyette 1975
Jerry Hale 1975
Dan Hall 1975
Merion Haskins 1975
Larry Johnson 1975
James Lee 1975, 78
Mike Phillips 1975, 78
Rick Robey 1975, 78
G.J. Smith 1975
Reggie Warford 1975
Chuck Aleksinas 1978
Dwane Casey 1978
Truman Claytor 1978
Scott Courts 1978
Fred Cowan 1978
Chris Gettelfinger 1978
Kyle Macy 1978
Jay Shidler 1978
Tim Stephens 1978
LaVon Williams 1978
Dickie Beal 1984

Bret Bearup 1984
Winston Bennett 1984
James Blackmon 1984
Sam Bowie 1984
Roger Harden 1984
Jim Master 1984
Melvin Turpin 1984
Kenny Walker 1984
Junior Braddy 1993
Jeff Brassow 1993
Dale Brown 1993
Tony Delk 1993, 96
Rodney Dent 1993
Travis Ford 1993
Gimel Martinez 1993
Jamal Mashburn 1993
Jared Prickett 1993, 97
Rodrick Rhodes 1993
Andre Riddick 1993
Derek Anderson 1996-97
Allen Edwards 1996-98
Anthony Epps 1996-97
Walter McCarty 1996
Ron Mercer 1996-97
Mark Pope 1996
Jeff Sheppard 1996, 98
Wayne Turner 1996-98
Antoine Walker 1996
Jamaal Magloire 1997-98
Steve Masiello 1997
Cameron Mills 1997-98
Nazr Mohammed 1997-98
Scott Padgett 1997-98
Michael Bradley 1998
Heshimu Evans 1998
Saul Smith 1998
Josh Harrellson 2011
Terrence Jones 2011-12
Brandon Knight 2011
Doron Lamb 2011-12
DeAndre Liggins 2011
Darius Miller 2011-12
Eloy Vargas 2011-12
Anthony Davis 2012
Michael Kidd-Gilchrist 2012
Marquis Teague 2012
Kyle Wiltjer 2012
Willie Cauley-Stein, 2014-15
EJ Floreal, 2014-15
Aaron Harrison, 2014-15
Andrew Harrison, 2014-15
Dominique Hawkins, 2014-15
Jon Hood 2014
Dakari Johnson, 2014-15
Marcus Lee, 2014-15
Brian Long, 2014-15
Sam Malone, 2014-15
Jarrod Polson 2014
Alex Poythress, 2014-15
Julius Randle 2014
Derek Willis, 2014-15
James Young 2014
Devin Booker 2015

Tod Lanter 2015
Trey Lyles 2015
Karl-Anthony Towns 2015
Tyler Ulis 2015

LA SALLE (2-10)

Frank Blatcher 1954-55
Tom Gola 1954-55
Chas Greensberg 1954-55
Bob Maples 1954-55
Frank O'Hara 1954
Fran O'Malley 1954-55
Charley Singley 1954-55
John Yodsnukis 1954
Walt Fredericks 1955
Al Lewis 1955

LOUISVILLE (10-82)

Harley Andrews 1959
Harold Andrews 1959
George Burnette 1959
Bill Geiling 1959
Don Goldstein 1959
Bryan Hall 1959
Joe Kitchen 1959
Budd Leathers 1959
Alex Mantel 1959
Ron Rubenstein 1959
Fred Sawyer 1959
Howard Stacey 1959
Roger Tieman 1959
John Turner 1959
Gerry Watkins 1959
Henry Bacon 1972
Ken Bradley 1972
Bill Bunton 1972, 75
Larry Carter 1972
Tim Cooper 1972
Mike Lawhon 1972
Joe Meiman 1972
Jim Price 1972
Paul Pry 1972
Ron Stallings 1972
Ron Thomas 1972
Al Vilcheck 1972
Phil Bond 1975
Junior Bridgeman 1975
Danny Brown 1975
Wesley Cox 1975
Ricky Gallon 1975
Billy Harmon 1975
Terry Howard 1975
Allen Murphy 1975
Ike Whitfield 1975
Rick Wilson 1975
Tony Branch 1980
Wiley Brown 1980, 82
Roger Burkman 1980
Daryl Cleveland 1980
Greg Deuser 1980
Jerry Eaves 1980, 82
Darrell Griffith 1980
Rodney McCray 1980, 82-83

Marty Pulliam 1980
Derek Smith 1980, 82
Poncho Wright 1980, 82
Lancaster Gordon 1982-83
Charles Jones 1982-83
Scooter McCray 1982-83
Milt Wagner 1982-83, 86
Jeff Hall 1983, 86
Billy Thompson 1983, 86
Robbie Valentine 1983
Chris West 1983
Herbert Crook 1986
Pervis Ellison 1986
Tony Kimbro 1986
Mark Mcswain 1986
Kevin Walls 1986
Taquan Dean 2005
Francisco Garcia 2005
Otis George 2005
Brandon Jenkins 2005
Ellie Myles 2005
Larry O'Bannon 2005
Juan Palacios 2005
Lorenzo Wade 2005
Chane Behanan *2012-13
Wayne Blackshear *2012-13
Gorgui Dieng *2012-13
Elisha Justice *2012
Kyle Kuric *2012
Peyton Siva *2012-13
Chris Smith *2012
Russ Smith *2012-13
Jared Swopshire *2012
Luke Hancock *2013
Montrezi Harrell *2013
Tim Henderson *2013
Stephan Van Treese *2013

LOYOLA CHICAGO (2-18)

Dan Cannaughton 1963
John Egan 1963
Jerry Harkness 1963
Les Hunter 1963
Ron Miller 1963
Jim Reardon 1963
Rich Rochelle 1963
Vic Rouse 1963
Chuck Wood 1963
Clayton Custer 2018
Donte Ingram 2018
Aundre Jackson 2018
Cameron Krutwig 2018
Ben Richardson 2018
Cameron Satterwhite 2018
Bruno Skokna 2018
Marques Townes 2018
Lucas Williamson 2018

LSU (4-39)

Don Belcher 1953
Kenneth Bridges 1953
Ned Clark 1953

Bob Freshley 1953
Don Loughmiller 1953
Norman Magee 1953
Benny McArdle 1953
James McNeilly 1953
Bob Pettit 1953
Darrell Schultz 1953
Brian Bergeron 1981
Tyrone Black 1981
Howard Carter 1981
Greg Cook 1981
Joe Costello 1981
Johnny Jones 1981
Durand Macklin 1981
Ethan Martin 1981
Leonard Mitchell 1981
Willie Sims 1981
John Tudor 1981
Ricky Blanton 1986
Oliver Brown 1986
Ocie Conley 1986
Don Redden 1986
Derrick Taylor 1986
Jose Vargas 1986
John Williams 1986
Anthony Wilson 1986
Edwin Wilson 1986
Bernard Woodside 1986
Glen Davis 2006
Darnell Lazare 2006
Darrel Mitchell 2006
Tasmin Mitchell 2006
Magnum Rolle 2006
Garrett Temple 2006
Tyrus Thomas 2006
Ben Voogd 2006

MARQUETTE (3-31)

Barry Brennan 1974
John Bryant 1974
Rick Campbell 1974
Ed Daniels 1974
Dave Delsman 1974
Bo Ellis 1974, 77
Jerry Homan 1974
Greg Johnson 1974
Maurice Lucas 1974
Earl Tatum 1974
Paul Vollmer 1974
Lloyd Walton 1974
Marcus Washington 1974
Jim Boylan 1977
Butch Lee 1977
Bill Neary 1977
Gary Rosenberger 1977
Bernard Toone 1977
Jerome Whitehead 1977
Karon Bradley 2003
Joe Chapman 2003
Travis Diener 2003
Tony Gries 2003
Chris Grimm 2003
Robert Jackson 2003

Scott Merritt 2003
Steve Novak 2003
Terry Sanders 2003
Jared Sichting 2003
Todd Townsend 2003
Dwyane Wade 2003

MARYLAND (2-11)

Lonny Baxter 2001-02
Steve Blake 2001-02
Juan Dixon 2001-02
Tahj Holden 2001-02
Mike Mardesich 2001
Danny Miller 2001
Terence Morris 2001
Byron Mouton 2001-02
Drew Nicholas 2001-02
Chris Wilcox 2001-02
Ryan Randle 2002

MASSACHUSETTS (1-10)

Donta Bright *1996
Marcus Camby *1996
Charlton Clarke *1996
Dana Dingle *1996
Inus Norville *1996
Rigoberto Nunez *1996
Edgar Padilla *1996
Giddel Padilla *1996
Carmelo Travieso *1996
Tyrone Weeks *1996

MEMPHIS (3-30)

Ken Andrews 1973
Bill Buford 1973
Bill Cook 1973
Larry Finch 1973
Clarence Jones 1973
Larry Kenon 1973
Bill Laurie 1973
Jim Liss 1973
Doug McKinney 1973
Ron Robinson 1973
Jerry Tetzlaff 1973
Wes Westfall 1973
Vincent Askew *1985
DeWayne Bailey *1985
Willie Becton *1985
William Bedford *1985
Dwight Boyd *1985
Baskerville Holmes *1985
Keith Lee *1985
Andre Turner *1985
John Wilfong *1985
Antonio Anderson *2008
Joey Dorsey *2008
Chris Douglas-Roberts *2008
Robert Dozier *2008
Willie Kemp *2008
Doneal Mack *2008
Pierre Niles *2008
Derrick Rose *2008

Shawn Taggart *2008

MIAMI (FL) (1-12)

Harlond Beverly, 2023
AJ Casey, 2023
Filippos Gkogkos, 2023
Bensely Joseph, 2023
Jordan Miller, 2023
Norchad Omier, 2023
Nijel Pack, 2023
Wooga Poplar, 2023
Jakai Robinson, 2023
Anthony Walker, 2023
Christian Watson, 2023
Isaiah Wong, 2023

MICHIGAN (8-68)

Bill Buntin 1964-65
Bob Cantrell 1964
John Clawson 1964-65
Oliver Darden 1964-65
Doug Herner 1964
Jim Myers 1964-65
George Pomey 1964-65
Cazzie Russell 1964-65
Larry Tregoning 1964-65
Dennis Bankey 1965
Dan Brown 1965
Craig Dill 1965
Tom Ludwig 1965
John Thompson 1965
Dave Baxter 1976
Tom Bergen 1976
Wayman Britt 1976
Rickey Green 1976
Steve Grote 1976
Alan Hardy 1976
Phil Hubbard 1976
Bobby Jones 1976
Len Lillard 1976
John Robinson 1976
Lloyd Schinnerer 1976
Tom Staton 1976
Joel Thompson 1976
Demetrius Calip 1989
Mike Griffin 1989
Sean Higgins 1989
Mark Hughes 1989
Terry Mills 1989
Glen Rice 1989
Rumeal Robinson 1989
Lou Vaught 1989
Chip Armer *1992
Jason Bossard *1992
Juwon Howard *1992-93
Freddie Hunter *1992
Ray Jackson *1992-93
Jimmy King *1992-93
Rob Pelinka *1992-93
Eric Riley *1992-93
Jalen Rose *1992-93
Chris Seter *1992
Michael Talley *1992-93

James Voskuil *1992-93
Chris Webber *1992-93
Michael Albrecht 2013
Trey Burke 2013
Tim Hardaway Jr. 2013
Jon Horford 2013
Caris Levert 2013
Mitch McGary 2013
Jordan Morgan 2013
Glenn Robinson III 2013
Nik Stauskas 2013
Muhammad-Ali Abdur-Rahkman
2018
Eli Brooks 2018
Isaiah Livers 2018
Charles Matthews 2018
Jordan Poole 2018
Duncan Robinson 2018
Jaaron Simmons 2018
Zavier Simpson 2018
Jon Teske 2018
Moritz Wagner 2018
Ibi Watson 2018

MICHIGAN ST. (10-95)

Bob Anderegg 1957
Chuck Bencie 1957
George Ferguson 1957
John Green 1957
Larry Hedden 1957
Harry Lux 1957
Jack Quiggle 1957
David Scott 1957
Pat Wilson 1957
Earvin "Magic" Johnson 1979
Mike Brkovich 1979
Ron Charles 1979
Terry Donnelly 1979
Rob Gonzalez 1979
Jamie Huffman 1979
Rick Kaye 1979
Gregory Kelsner 1979
Greg Lloyd 1979
Mike Longaker 1979
Jay Vincent 1979
Charlie Bell 1999-2001
Mateen Cleaves 1999-2000
Doug Davis 1999
A.J. Granger 1999-2000
Andre Hutson 1999-2001
Thomas Kelley 1999
Jason Klein 1999
Morris Peterson 1999-2000
Antonio Smith 1999
Aloysius Anagonye 2000-01
Adam Ballinger 2000-01
Mike Chappell 2000-01
Steve Cherry 2000
Mat Ishbia 2000-01
Jason Richardson 2000-01
Brandon Smith 2000-01

David Thomas 2000-01
Jason Andreas 2001
Zach Randolph 2001
Marcus Taylor 2001
Adam Wolfe 2001
Maurice Ager 2005
Alan Anderson 2005
Tim Bograkovs 2005
Paul Davis 2005
Shannon Davis 2005
Anthony Hamo 2005
Andy Harvey 2005
Chris Hill 2005
Drew Naymick 2005
Drew Neitzel 2005
Delco Rowley 2005
Kelvin Torbert 2005
Matt Trannon 2005
Chris Allen 2009-10
Jon Crandell 2009
Isaiah Dahlman 2009
Marquise Gray 2009
Draymond Green 2009-10
Tom Herzog 2009
Idong Ibok 2009
Kalin Lucas 2009
Korie Lucious 2009-10
Raymar Morgan 2009-10
Delvon Roe 2009-10
Durrell Summers 2009-10
Goran Suton 2009
Austin Thornton 2009-10
Travis Walton 2009
Mike Kebler 2010
Derrick Nix 2010
Garrick Sherman 2010
Javon Bess 2015
Trevor Bohnhoff 2015
Marvin Clark Jr. 2015
Matt Costello 2015
Branden Dawson 2015
Alvin Ellis III 2015
Bryn Forbes 2015
Kenny Goins 2015
Tum Tum Nairn Jr. 2015
Gavin Schilling 2015
Tracis Trice 2015
Keenan Wetzel 2015
Colby Wollenman 2015
Gabe Brown, 2019
Kenny Goins, 2019
Aaron Henry, 2019
Thomas Kithier, 2019
Foster Loyer, 2019
Matt McQuaid, 2019
Xavier Tillman, 2019
Nick Ward, 2019
Cassius Winston, 2019

MINNESOTA (1-11)

Russ Archambault *1997
Eric Harris *1997

Bobby Jackson *1997
Sam Jacobson *1997
Courtney James *1997
Quincy Lewis *1997
Aaron Stauber *1997
Miles Tarver *1997
Charles Thomas *1997
John Thomas *1997
Trevor Winter *1997

MISSISSIPPI ST. (1-8)

Marcus Bullard 1996
Erick Dampier 1996
Whit Hughes 1996
Bart Hycche 1996
Dontae' Jones 1996
Russell Walters 1996
Tyrone Washington 1996
Darryl Wilson 1996

NEW MEXICO ST. (1-12)

John Burgess 1970
Jimmy Collins 1970
Charley Criss 1970
Rudy Franco 1970
Milton Home 1970
Sam Lacey 1970
Lonnie Lefevre 1970
Tom McCarthy 1970
Bill Moore 1970
Roy Neal 1970
Chito Reyes 1970
Jeff Smith 1970

NC STATE (3-25)

Vic Bubas 1950
Warren Cartier 1950
Bob Cook 1950
Dick Dickey 1950
Joe Harand 1950
Paul Horvath 1950
Sam Ranzino 1950
Charlie Stine 1950
Lee Terrill 1950
Tom Burleson 1974
Greg Hawkins 1974
Mark Moeller 1974
Moe Rivers 1974
Phil Spence 1974
Tim Stoddard 1974
David Thompson 1974
Monte Towe 1974
Thurl Bailey 1983
Alvin Battle 1983
Lorenzo Charles 1983
Terry Gannon 1983
Sidney Lowe 1983
Cozell McQueen 1983
Ernie Myers 1983
Dereck Whittenburg 1983

NORTH CAROLINA (21-179)

Don Anderson 1946
John Dillon 1946
Jim Jordan 1946
Horace McKinney 1946
Bob Paxton 1946
Roger Scholbe 1946
Taylor Thorne 1946
Jim White 1946
Pete Brennan 1957
Bob Cunningham 1957
Tommy Kearns 1957
Danny Lotz 1957
Joe Quigg 1957
Lennie Rosenbluth 1957
Roy Searcy 1957
Bob Young 1957
Jim Bostick 1967
Joe Brown 1967-69
Bill Bunting 1967-69
Rusty Clark 1967-69
Ralph Fletcher 1967-68
Jim Frye 1967-68
Tom Gauntlett 1967
Dick Grubar 1967-68
Bob Lewis 1967
Larry Miller 1967-68
Donnie Moe 1967
Gerald Tuttle 1967-69
Jim Delany 1968-69
Eddie Fogler 1968-69
Charlie Scott 1968-69
Gra Whitehead 1968
Dave Chadwick 1969
Lee Dedmon 1969
Don Eggleston 1969
Dale Gipple 1969
Richard Tuttle 1969
Craig Carson 1972
Bill Chamberlain 1972
Bill Chambers 1972
Ray Hite 1972
Kim Huband 1972
Don Johnston 1972
Bobby Jones 1972
George Karl 1972
Bob McAdoo 1972
Steve Previs 1972
Dennis Wuycik 1972
Dudley Bradley 1977
Bruce Buckley 1977
Dave Colescott 1977
Woody Coley 1977
Walter Davis 1977
Ged Doughton 1977
Phil Ford 1977
Steve Krafcsisin 1977
John Kuester 1977
Mike O'Koren 1977
John Virgil 1977
Jeff Wolf 1977

Rich Yonakor 1977
Tom Zaliagiris 1977
Jimmy Black 1981-82
Jimmy Braddock 1981-82
Chris Brust 1981-82
Pete Budko 1981
Matt Doherty 1981-82
Eric Kenny 1981
Mike Pepper 1981
Sam Perkins 1981-82
Al Wood 1981
James Worthy 1981-82
Michael Jordan 1982
Warren Martin 1982
Buzz Peterson 1982
Scott Cherry 1991, 93
Pete Chilcutt 1991
Hubert Davis 1991
Rick Fox 1991
Kenny Harris 1991
George Lynch 1991, 93
Eric Montross 1991, 93
Derrick Phelps 1991, 93
Brian Reese 1991, 93
King Rice 1991
Henrik Rodl 1991, 93
Clifford Rozier 1991
Kevin Salvadori 1991, 93
Pat Sullivan 1991, 93, 95
Matt Wenstrom 1991, 93
Dante Calabria 1993-95
Larry Davis 1993
Ed Geth 1993
Travis Stephenson 1993
Donald Williams 1993, 95
Pearce Landry 1995
Jeff McInnis 1995
Jerry Stackhouse 1995
Rasheed Wallace 1995
Shammond Williams 1995, 97-98
Serge Zwikker 1995, 97
Vince Carter 1997-98
Ed Cota 1997-98, 2000
Antawn Jamison 1997-98
Charlie McNairy 1997
Makhtar Ndiaye 1997-98
Ademola Okulaja 1997-98
Brendan Haywood 1998, 2000
Michael Brooker 2000
Jason Capel 2000
Jim Everett 2000
Joseph Forte 2000
Jonathan Holmes 2000
Will Johnson 2000
Matt Laczkowski 2000
Kris Lang 2000
Orlando Melendez 2000
Terrence Newby 2000
Max Owens 2000
Julius Peppers 2000
Kenny White 2000
Charlie Everett 2005
Raymond Felton 2005

Jesse Holley 2005
C.J. Hooker 2005
Jackie Manuel 2005
Sean May 2005
Rashad McCants 2005
Wes Miller 2005
David Noel 2005
Melvin Scott 2005
Reyshawn Terry 2005
Quentin Thomas 2005, 08
Jawad Williams 2005
Marvin Williams 2005
Marc Campbell 2008-09
Mike Copeland 2008-09
Wayne Ellington 2008-09
Marcus Ginyard 2008
Will Graves 2008
Danny Green 2008-09
Tyler Hansbrough 2008-09
Ty Lawson 2008-09
Alex Stephenson 2008
J.D. Tanner 2008-09
Deon Thompson 2008-09
Surry Wood 2008
Jack Wooten 2008
Ed Davis 2009
Larry Drew II 2009
Bobby Frasor 2009
Patrick Moody 2009
Justin Watts 2009
Tyler Zeller 2009
Joel Berry II 2016-17
Nate Britt 2016-17
Kanler Coker 2016
Spenser Dalton 2016
Toby Egbuna 2016
Isaiah Hicks, 2016-17
Justin Jackson 2016-17
Joel James 2016
Brice Johnson 2016
Luke Maye 2016-17
Kennedy Meeks 2016-17
Marcus Paige, 2016
Theo Pinson 2016-17
Stilman White 2016-17
Kenny Williams 2016
Tony Bradley 2017
Seventh Woods 2017
Armando Bacot, 2022
Leaky Black, 2022
RJ Davis, 2022
Puff Johnson, 2022
Caleb Love, 2022
Brady Manek, 2022
Justin McKoy, 2022
Dontrez Styles, 2022

NOTRE DAME (1-10)

Dave Batton 1978
Rich Branning 1978
Bruce Flowers 1978
Bill Hanzlik 1978
Tracy Jackson 1978

Bill Laimbeer 1978
Kelly Tripucka 1978
Stan Wilcox 1978
Don Williams 1978
Orlando Woolridge 1978

NYU (2-21)

Fred Benanti 1945
Don Forman 1945
Marty Goldstein 1945
Al Grenert 1945
Frank Mangiapane 1945
Alvin Most 1945
Dolph Schayes 1945
Sid Tanenbaum 1945
Herb Walsh 1945
Al Barden 1960
Russ Cunningham 1960
Mike DiNapoli 1960
Al Filardi 1960
Rich Keith 1960
Art Loche 1960
Bernie Mlodinoff 1960
Leo Murphy 1960
Ray Paprocky 1960
Bob Regan 1960
Jimmy Reiss 1960
Tom Sanders 1960

OHIO ST. (11-87)

Richard Baker 1939
Richard Boughner 1939
Jack Dawson 1939
Jimmy Hull 1939
Robert Lynch 1939
Charles Maag 1939
Jed Mees 1939
Gilbert Mickelson 1939
William Sattler 1939
John Schick 1939
Don Scott 1939
Robert Stafford 1939
Robert Bowen 1944, 46
Rodney Caudill 1944-45
John Dugger 1944-45
Ollie Fink 1944
Donald Grate 1944-45
William Gunton 1944
Paul Huston 1944-46
Arnold Risen 1944-45
Warren Amling 1945-46
James Sims 1945
Ray Snyder 1945-46
Clark Elliott 1946
Wilbur Johnston 1946
Charles Kuhn 1946
John Lovett 1946
John Underman 1946
Wayne Wells 1946
Dave Barker 1960
John Cedargren 1960
Dick Furry 1960
Gary Gearhart 1960-62

John Havlicek 1960-62
Richie Hoyt 1960-61
Bob Knight 1960-62
Jerry Lucas 1960-62
Howard Nourse 1960
Mel Nowell 1960-62
Joe Roberts 1960
Larry Siegfried 1960-61
Jack Landes 1961
Kenneth Lee 1961
Doug McDonald 1961-62
Nelson Miller 1961
Richard Reasbeck 1961-62
Gary Bradds 1962
James Doughty 1962
Donald Flatt 1962
Curtis Frazier 1962
Richard Taylor 1962
Dan Andreas 1968
Craig Barclay 1968
Jody Finney 1968
Jim Geddes 1968
Bill Hosket 1968
Steve Howell 1968
Denny Meadors 1968
Bruce Schnabel 1968
Ed Smith 1968
Dave Sorenson 1968
Mike Swain 1968
Brian Brown *1999
Neshaun Coleman *1999
Ken Johnson *1999
Scoonie Penn *1999
Michael Redd *1999
George Reese *1999
Boban Savovic *1999
Jason Singleton *1999
Jamar Butler 2007
Mike Conley Jr. 2007
Daequan Cook 2007
Ivan Harris 2007
Othello Hunter 2007
Ron Lewis 2007
David Lighty 2007
Greg Oden 2007
Matt Terwilliger 2007
William Buford 2012
Aaron Craft 2012
Evan Ravenel 2012
Lenzelle Smith Jr. 2012
Jared Sullinger 2012
Deshaun Thomas 2012
Sam Thompson 2012
Amir Williams 2012

OKLAHOMA (5-49)

Garnett Corbin 1939
Ben Kerr 1939
Jim McNatt 1939
Marvin Mesch 1939
Vernon Mullen 1939
Gene Roop 1939
Herb Scheffler 1939

Marvin Snodgrass 1939
Roscoe Walker 1939
Matthew Zellner 1939
Paul Courty 1947
Harley Day 1947
Jack Landon 1947
Paul Merchant 1947
Allie Paine 1947
Kenneth Pryor 1947
Dick Reich 1947
Gerald Tucker 1947
Bill Waters 1947
Mookie Blaylock 1988
Ricky Grace 1988
Harvey Grant 1988
Stacey King 1988
Terrence Mullins 1988
Dave Sieger 1988
Andre Wiley 1988
Jabahri Brown 2002
Jason Detrick 2002
Ebi Ere 2002
Blake Johnston 2002
Aaron McGhee 2002
Hollis Price 2002
Daryan Selvy 2002
Jozsef Szendrei 2002
Quannas White 2002
Bola Alade 2016
Dante Buford 2016
C.J. Cole 2016
Isaiah Cousins 2016
Daniel Harper 2016
Buddy Hield 2016
Christian James 2016
Khadeem Lattin 2016
Austin Mankin 2016
Jamuni McNeace 2016
Rashard Odomes 2016
Ryan Spangler 2016
Dinjijl Walker 2016
Jordan Woodard 2016

OKLAHOMA ST. (6-54)

Joe Halbert 1945-46
Cecil Hankins 1945
Weldon Kern 1945-46
Bob Kurland 1945-46
J.L. Parks 1945-46, 49
Doyle Parrack 1945
Blake Williams 1945-46
John Wylie 1945
Sam Aubrey 1946
Eugene Bell 1946
A.L. Bennett 1946
Joe Bradley 1946, 49
Paul Geymann 1946
Mark Steinmeyer 1946
Frank Allen 1949
Bob Harris 1949
Larry Hayes 1949
Jack Hobbs 1949

Tom Jacquet 1949
Gale McArthur 1949, 51
Norman Pilgrim 1949
Jack Shelton 1949
Keith Smith 1949, 51
Vernon Yates 1949
Louis Amaya 1951
Pete Darcey 1951
Don Johnson 1951
Emmett McAfee 1951
John Miller 1951
Bob Pager 1951
Gerald Rogers 1951
Kendall Sheets 1951
Gerald Stockton 1951
Maurice Ward 1951
Chad Alexander 1995
Ben Baum 1995
Terry Collins 1995
Kevin Miles 1995
John Nelson 1995
Andre Owens 1995
Scott Pierce 1995
Bryant Reeves 1995
Chianti Roberts 1995
Randy Rutherford 1995
Jason Skaer 1995
Tony Allen 2004
Daniel Bobik 2004
Terrence Crawford 2004
Joey Graham 2004
Stephen Graham 2004
John Lucas 2004
Ivan McFarlin 2004
Jason Miller 2004
Janavor Weatherspoon 2004

OREGON (2-17)

Bobby Anet 1939
John Dick 1939
Laddie Gale 1939
Bob Hardy 1939
Wally Johansen 1939
Ford Mullen 1939
Matt Pavalunas 1939
Ted Sarpola 1939
Slim Wintermute 1939
Jordan Bell 2017
Casey Benson 2017
Kavell Bigby-Williams 2017
Dillon Brooks 2017
Tyler Dorsey 2017
Dylan Ennis 2017
Payton Pritchard 2017
Keith Smith 2017

OREGON ST. (2-23)

Dick Ballantyne 1949
Jim Catterall 1949
Cliff Crandall 1949
Ed Fleming 1949
Bill Harper 1949
Tommy Holman 1949

Alex Petersen 1949
Len Rinearson 1949
Paul Sliper 1949
Ray Snyder 1949
Dan Torrey 1949
Harvey Watt 1949
Terry Baker 1963
Rex Benner 1963
Tim Campbell 1963
Mel Counts 1963
Dave Hayward 1963
Jim Jarvis 1963
Jim Kraus 1963
Steve Pauly 1963
Frank Peters 1963
Gary Rossi 1963
Ray Torgerson 1963

PENN (1-13)

Tom Condon 1979
Ted Flick 1979
Ken Hall 1979
David Jackson 1979
Ed Kuhl 1979
Tom Leifsen 1979
Tony Price 1979
Angelo Reynolds 1979
Vincent Ross 1979
James Salters 1979
Tim Smith 1979
Matt White 1979
Bobby Willis 1979

PENN ST. (1-9)

Jesse Arnelle 1954
Jim Blocker 1954
Jim Brewer 1954
Dave Edwards 1954
Earl Fields 1954
Ned Haag 1954
Robert Rohrlind 1954
Jack Sherry 1954
Ron Weidenhammer 1954

PITTSBURGH (1-11)

Bob Artman 1941
James Egan 1941
James Klein 1941
George Kocheran 1941
Clare Malarkey 1941
Sam Milanovich 1941
Melvin Port 1941
Larry Praffrath 1941
Ed Raymond 1941
Ed Straloski 1941
John Swacus 1941

PRINCETON (1-11)

Allen Adler 1965
Bill Bradley 1965
Robinson Brown 1965
Robert Haarlow 1965
Edward Hummer 1965

William Kingston 1965
William Koch 1965
Donald Neimann 1965
Donald Rodenbach 1965
Donald Roth 1965
Gary Walters 1965

PROVIDENCE (2-22)

Al Baker 1973
Marvin Barnes 1973
Gary Bello 1973
Fran Costello 1973
Charles Crawford 1973
Ernie DiGregorio 1973
Rich Dunphy 1973
Nehru King 1973
Mark McAndrew 1973
Dave Modest 1973
Kevin Stacom 1973
Delray Brooks 1987
Marty Conlon 1987
Billy Donovan 1987
Jacek Duda 1987
David Kipfer 1987
Ernie Lewis 1987
Carlton Screen 1987
David Sendeker 1987
Abdul Shamsid-Deen 1987
Darryl Wright 1987
Steve Wright 1987

PURDUE (2-24)

Tyrone Bedford 1969
George Faerber 1969
Herman Gilliam 1969
Jerry Johnson 1969
Frank Kaufman 1969
Bill Keller 1969
Steve Longfellow 1969
Rick Mount 1969
Ted Reasoner 1969
Ralph Taylor 1969
Larry Weatherford 1969
Glenn Young 1969
John Anthrop 1980
Roosevelt Barnes 1980
Joe Barry Carroll 1980
Ted Benson 1980
Keith Edmonson 1980
Arnette Hallman 1980
Jon Kitchel 1980
Drake Morris 1980
Mike Searce 1980
Kevin Stallings 1980
Brian Walker 1980
Steve Walker 1980

RUTGERS (1-8)

Abdel Anderson 1976
Jim Bailey 1976
Mark Conlin 1976
Hollis Copeland 1976
Mike Dabney 1976

Steve Hefele 1976
Ed Jordan 1976
Phil Sellers 1976

ST. BONAVENTURE (1-10)

Tom Baldwin 1970
Gene Fahey 1970
Matt Gantt 1970
Greg Gary 1970
Paul Grys 1970
Paul Hoffman 1970
Bill Kalbaugh 1970
Mike Kull 1970
Dale Tepas 1970
Vic Thomas 1970

ST. JOHN'S (NY) (2-22)

Jim Davis 1952
Dick Duckett 1952
Frank Giancontieri 1952
Ron MacGilvray 1952
Jack McMahon 1952
Jim McMorro 1952
Carl Peterson 1952
Phil Sagona 1952
Solly Walker 1952
Jim Walsh 1952
Bob Zawoluk 1952
Walter Berry 1985
Terry Bross 1985
Bob Cornegy 1985
Willie Glass 1985
Mark Jackson 1985
Shelton Jones 1985
Mike Moses 1985
Chris Mullin 1985
Steve Shurina 1985
Ron Stewart 1985
Bill Wennington 1985

SAINT JOSEPH'S (1-11)

Harry Booth *1961
Dan Bugey *1961
Bob Dickey *1961
Jack Egan *1961
Bob Gormley *1961
Billy Hoy *1961
Vince Kempton *1961
Jim Lynam *1961
Frank Majewski *1961
Paul Westhead *1961
Tom Wynne *1961

SAN DIEGO ST. (1-13)

Cade Alger, 2023
Aguek Arop, 2023
Jared Barnett, 2023
Matt Bradley, 2023

Lamont Butler, 2023
Keshad Johnson, 2023
Demarshay Johnson Jr., 2023
Jaedon LeDee, 2023
Nathan Mensah, 2023
Micah Parrish, 2023
Elijah Saunders, 2023
Adam Seiko, 2023
Darrion Trammell, 2023

SAN FRANCISCO (3-25)

Warren Baxter 1955-56
Stan Buchanan 1955
Bill Bush 1955
K.C. Jones 1955
Gordon Kirby 1955
Jack King 1955-57
Jerry Mullen 1955
Hal Perry 1955-56
Bill Russell 1955-56
Bob Wiebusch 1955
Rudy Zannini 1955
Carl Boldt 1956
Gene Brown 1956-57
Mike Farmer 1956-57
Tom Nelson 1956
Mike Preaseau 1956-57
Art Day 1957
Al Dunbar 1957
John Kolljian 1957
Dave Lillevand 1957
Bill Mallen 1957
Ron Mancasola 1957
Bob Radanovich 1957
Charles Russell 1957

SANTA CLARA (1-9)

Don Benedetti 1952
Dallas Brock 1952
Dick Garibaldi 1952
Gary Gatzert 1952
Bob Peters 1952
Herb Schoenstein 1952
Ken Sears 1952
Dick Soares 1952
Jim Young 1952

SEATTLE U. (1-14)

Elgin Baylor 1958
Charles Brown 1958
Jerry Frizzell 1958
Jim Harney 1958
Thornton Humphries 1958
John Kootnekoff 1958
Lloyd Murphy 1958
Don Ogorek 1958
Jude Petrie 1958
Don Piasecki 1958
Francis Saunders 1958
John Stepan 1958
Bob Swiewarga 1958

Bill Wall 1958

SETON HALL (1-14)

Anthony Avent 1989
Micheal Cooper 1989
Trevor Crowley 1989
Andrew Gaze 1989
Gerald Greene 1989
Nick Katsikis 1989
Khylem Long 1989
Rene Monteserin 1989
John Morton 1989
Ramon Ramos 1989
Jose Rebimbas 1989
Frantz Volcy 1989
Daryll Walker 1989
Pookey Wigington 1989

SMU (1-8)

Rick Herrscher 1956
Jim Krebs 1956
Joel Krog 1956
Bob McGregor 1956
Buford Miller 1956
Bob Mills 1956
Ronnie Morris 1956
Larry Showalter 1956

SOUTH CAROLINA (1-9)

PJ Dozier 2017
Rakym Felder 2017
Hassani Gravett 2017
Sedee Keita 2017
Maik Kotsar 2017
Justin McKie 2017
Duane Notice 2017
Chris Silva 2017
Sindarius Thornwell 2017

SOUTHERN CALIFORNIA (2-16)

Keith Lambert 1940
Jack Lippert 1940
John Luber 1940
Tom McGarvin 1940
Jack Morrison 1940
Dale Sears 1940
Ralph Vaughn 1940
Chester Carr 1954
Jack Dunne 1954
Richard Hammer 1954
Roy Irvin 1954
Alan Ludecke 1954
Ralph Pausig 1954
Tony Psaltis 1954
Walter Thompson 1954
Richard Welsh 1954

STANFORD (2-22)

Don Burness 1942
Bill Cowden 1942
Howie Dallmar 1942

Jack Dana 1942
John Eikelman 1942
Fred Linari 1942
Bud Madden 1942
Leo McCaffrey 1942
Fred Oliver 1942
Jim Pollard 1942
Ed Voss 1942
Jarron Collins 1998
Arthur Lee 1998
Mark Madsen 1998
Michael McDonald 1998
Ryan Mendez 1998
David Moseley 1998
Peter Sauer 1998
Mark Seaton 1998
Pete Van Elswyk 1998
Kris Weems 1998
Tim Young 1998

SYRACUSE (6-51)

Marty Byrnes 1975
Rudy Hackett 1975
Larry Kelley 1975
Ross Kindel 1975
Kevin King 1975
Jim Lee 1975
Mark Meadors 1975
Bob Parker 1975
Chris Sease 1975
Earnie Seibert 1975
Steve Shaw 1975
Jim Williams 1975
Derek Brower 1987
Derrick Coleman 1987
Sherman Douglas 1987
Herman Harried 1987
Greg Monroe 1987
Rony Seikaly 1987
Steve Thompson 1987
Howard Triche 1987
Todd Burgan 1996
Jason Cipolla 1996
Otis Hill 1996
Marius Janulis 1996
Elimu Nelson 1996
J.B. Reafsnnyder 1996
Lazarus Sims 1996
John Wallace 1996
Carmelo Anthony 2003
Kueth Duany 2003
Billy Edelin 2003
Craig Forth 2003
Gerry McNamara 2003
Jeremy McNeil 2003
Josh Pace 2003
Hakim Warrick 2003
Michael Carter-Williams 2013
Rakeem Christmas 2013
Trevor Cooney 2013, 16
C.J. Fair 2013
Jerami Grant 2013
Baye Moussa Keita 2013

James Southerland 2013
Brandon Triche 2013
DaJuan Coleman 2016
Michael Gbinije 2016
Franklin Howard 2016
Tyler Lydon 2016
Malachi Richardson 2016
Tyler Roberson 2016

TEMPLE (2-9)

Fred Cohen 1956
Dan Fleming 1956, 58
Hal Lear 1956
Jay Norman 1956, 58
Hal Reinfeld 1956
Guy Rodgers 1956, 58
Tink Van Patton 1956, 58
Mel Brodsky 1958
Bill Kennedy 1958

TEXAS (3-21)

Frank Brahaney 1943
Roy Cox 1943, 47
Jack Fitzgerald 1943
John Hargis 1943, 47
John Langdon 1943, 47
V.C. Overall 1943
Dudley Wright 1943
Tom Hamilton 1947
Al Madsen 1947
Slater Martin 1947
Dan Wagner 1947
Brian Boddicker 2003
Brad Buckman 2003
Deginald Erskin 2003
T.J. Ford 2003
Sydmill Harris 2003
Royal Ivey 2003
Jason Klotz 2003
Brandon Mouton 2003
Terrell Ross 2003
James Thomas 2003

TEXAS TECH (1-8)

Deshawn Corprew, 2019
Jarrett Culver, 2019
Kyler Edwards, 2019
Brandone Francis, 2019
Matt Mooney, 2019
Davide Moretti, 2019
Norensa Odiase, 2019
Tariq Owens, 2019

UCLA (19-122)

Pete Blackman 1962
Gary Cunningham 1962
John Green 1962
Walt Hazzard 1962, 64
Bill Hicks 1962
Jim Milhorn 1962
Fred Slaughter 1962, 64
Kim Stewart 1962, 64
Dave Waxman 1962

Chuck Darrow 1964
Keith Erickson 1964-65
Gail Goodrich 1964-65
Jack Hirsch 1964
Vaughn Hoffman 1964-65
Mike Huggins 1964
Rich Levin 1964-65
Doug McIntosh 1964-65
Kenny Washington 1964-65
Brice Chambers 1965
John Galbraith 1965
Fred Goss 1965
Edgar Lacey 1965
Mike Lynn 1965, 68
John Lyons 1965
Lew Alcindor 1967-69
Lucius Allen 1967-68
Joe Chrisman 1967
Ken Heitz 1967-69
Dick Lynn 1967
Jim Nielsen 1967-68
Don Saffer 1967
Neville Saner 1967-68
Lynn Shackelford 1967-69
Gene Sutherland 1967-68
Bill Sweek 1967-69
Mike Warren 1967-68
John Ecker 1969-71
George Farmer 1969
Steve Patterson 1969-71
Curtis Rowe 1969-71
Terry Schofield 1969-71
Bill Seibert 1969-70
John Vallely 1969-70
Sidney Wicks 1969-71
Rick Betchley 1970-71
Kenny Booker 1970-71
Henry Bibby 1970-72
Jon Chapman 1970-72
Andy Hill 1970-72
Larry Farmer 1971-73
Vince Carson 1972-73
Tommy Curtis 1972-74
Gary Franklin 1972-74
Larry Hollyfield 1972-73
Greg Lee 1972-74
Swen Nater 1972-73
Bill Walton 1972-74
Keith Wilkes 1972-74
Dave Meyers 1973-75
Ralph Drollinger 1974-76
Marques Johnson 1974-76
Andre McCarter 1974-76
Wilbert Olinde 1974-76
Jim Spillane 1974-76
Pete Trgovich 1974-75
Richard Washington 1974-76
Bob Webb 1974
David Greenwood 1976
Roy Hamilton 1976
Brad Holland 1976
Chris Lippert 1976
Gavin Smith 1976

Ray Townsend 1976
Brett Vroman 1976
Darrell Allums *1980
Tony Anderson *1980
Darren Daye *1980
Rod Foster *1980
Michael Holton *1980
Cliff Pruitt *1980
Mike Sanders *1980
Gig Sims *1980
Kiki Vandeweghe *1980
James Wilkes *1980
Toby Bailey 1995
Kevin Dempsey 1995
Cameron Dollar 1995
Tyus Edney 1995
omm'A Givens 1995
J.R. Henderson 1995
Kris Johnson 1995
Bob Myers 1995
Ike Nwankwo 1995
Charles O'Bannon 1995
Ed O'Bannon 1995
George Zidek 1995
Alfred Aboya 2006-08
Arron Afflalo 2006-07
Cedric Bozeman 2006
Darren Collison 2006-08
Jordan Farmar 2006
Michael Fey 2006
Ryan Hollins 2006
Lorenzo Mata-Real 2006-08
Luc Richard Mbah a Moute 2006-08
DeAndre Robinson 2006
Michael Roll 2006-07
Jauou Rubin 2006
Ryan Wright 2006-07
James Keefe 2007-08
Josh Shipp 2007-08
Russell Westbrook 2007-08
Kevin Love 2008
Jules Bernard, 2021
Tyger Campbell, 2021
Jaylen Clark, 2021
Jaime Jaquez Jr., 2021
Johnny Juzang, 2021
Jake Kyman, 2021
Kenneth Nwuba, 2021
Cody Riley, 2021
David Singleton, 2021

UCONN (6-60)

Khalid El-Amin 1999
Kevin Freeman 1999
Richard Hamilton 1999
E.J. Harrison 1999
Rashamel Jones 1999
Antrick Klaiber 1999
Ricky Moore 1999
Albert Mouring 1999
Edmund Saunders 1999
Jake Voskuhl 1999

Souleymane Wane 1999
Rashad Anderson 2004
Hilton Armstrong 2004
Josh Boone 2004
Denham Brown 2004
Talieq Brown 2004
Ben Gordon 2004
Emeka Okafor 2004
Shamon Tooles 2004
Charlie Villanueva 2004
Jeff Adrien 2009
Craig Austrie 2009
Donnell Beverly 2009, 11
Gavin Edwards 2009
A.J. Price 2009
Stanley Robinson 2009
Hasheem Thabeet 2009
Kemba Walker 2009, 11
Jamal Coombs-McDaniel 2011
Niels Giffey 2011, 14
Jeremy Lamb 2011
Shabazz Napier 2011, 14
Charles Okwandu 2011
Tyler Olander 2011, 14
Alex Oriakhi 2011
Roscoe Smith 2011
Ryan Boatright, 2014
Amida Brimah, 2014
Omar Calhoun, 2014
DeAndre Daniels, 2014
Kentan Facey, 2014
Lasan Kromah, 2014
Pat Lenehan, 2014
Phillip Nolan, 2014
Terrence Samuel, 2014
Leon Tolksdorf, 2014
Tor Watts, 2014
Nahiem Alleyne, 2023
Joey Calcaterra, 2023
Donovan Clingan, 2023
Hassan Diarra, 2023
Jordan Hawkins, 2023
Andrew Hurley, 2023
Andre Jackson Jr., 2023
Samson Johnson, 2023
Alex Karaban, 2023
Tristen Newton, 2023
Apostolos Roumoglou, 2023
Adama Sanogo, 2023
Richie Springs, 2023

UNLV (4-32)

Lewis Brown 1977
Glen Gondrezick 1977
Larry Moffett 1977
Eddie Owens 1977
Robert Smith 1977
Sam Smith 1977
Tony Smith 1977
Reggie Theus 1977
Freddie Banks 1987
Jarvis Basnight 1987
Armon Gilliam 1987

Gary Graham 1987
Eldridge Hudson 1987
Gerald Paddio 1987
Rich Robinson 1987
Mark Wade 1987
David Willard 1987
Greg Anthony 1990-91
Stacey Augmon 1990-91
Travis Bice 1990
David Butler 1990
Stacey Cvijanovich 1990
Anderson Hunt 1990-91
Chris Jeter 1990
Larry Johnson 1990-91
James Jones 1990
Dave Rice 1990
Moses Scurry 1990
Barry Young 1990
George Ackles 1991
Evrice Gray 1991
Elmore Spencer 1991

UTAH (4-33)

Arnie Ferrin 1944
Bob Lewis 1944
Wat Misaka 1944
Fred Sheffield 1944
Dick Smuin 1944
Herb Wilkinson 1944
Joe Auferheide 1961
Bob Cozby 1961
Bo Crain 1961
Neil Jenson 1961
Billy McGill 1961
Joe Morton 1961
Jim Rhead 1961
Ed Rowe 1961
Rich Ruffell 1961
Jim Thomas 1961
Leonard Black 1966
Jerry Chambers 1966
Joe Day 1966
Merv Jackson 1966
Eugene Lake 1966
Lyndon Mackay 1966
Jeff Ockel 1966
Rich Tate 1966
Trace Caton 1998
Michael Doleac 1998
Drew Hansen 1998
David Jackson 1998
Alex Jensen 1998
Britton Johnsen 1998
Jordie McTavish 1998
Andre Miller 1998
Hanno Mottola 1998

UTEP (1-8)

Jerry Armstrong 1966
Orsten Artis 1966
Willie Cager 1966
Harry Flournoy 1966
Bobby Hill 1966

David Lattin 1966
Nevil Shed 1966
Willie Worsley 1966

VCU (1-12)

Rob Brandenburg 2011
Bradford Burgess 2011
Troy Daniels 2011
D.J. Haley 2011
David Hinton 2011
Ed Nixon 2011
Juvonte Reddic 2011
Joey Rodriguez 2011
Brandon Rozzell 2011
Jamie Skeen 2011
Darius Theus 2011
Toby Veal 2011

VILLANOVA (7-60)

Louis Dubino 1939
George Duzminski 1939
John Krutulis 1939
Michael Lazorchak 1939
James Montgomery 1939
Paul Nugent 1939
Lloyd Rice 1939
Ernest Robinson 1939
William Sinnott 1939
Charles Yund 1939
Chris Ford *1971
John Fox *1971
Tom Ingelsby *1971
Joe McDowell *1971
Howard Porter *1971
Hank Siemionkowski *1971
Clarence Smith *1971
Chuck Everson 1985
Harold Jensen 1985
Dwayne McClain 1985
Gary McLain 1985
Ed Pinckney 1985
Mark Plansky 1985
Harold Pressley 1985
Dwight Wilbur 1985
Dwayne Anderson 2009
Shane Clark 2009
Dante Cunningham 2009
Corey Fisher 2009
Antonio Pena 2009
Reggie Redding 2009
Scottie Reynolds 2009
Corey Stokes 2009
Ryan Arcidiacono 2016
Phil Booth 2016, 18
Mikal Bridges 2016, 18
Jalen Brunson 2016, 18
Patrick Farrell 2016
Josh Hart 2016
Kris Jenkins 2016
Henry Lowe 2016
Daniel Ochefu 2016
Kevin Rafferty 2016
Darryl Reynolds 2016

Dhamir Cosby-Roundtree 2018
Tim Delaney 2018
Donte DiVincenzo 2018
Collin Gillespie 2018, 22
Denny Grace 2018
Eric Paschall 2018
Jermaine Samuels 2018, 22
Omari Spellman 2018
Bryan Antoine, 2022
Chris Arcidiacono, 2022
Caleb Daniels, 2022
Eric Dixon, 2022
Nnanna Njoku, 2022
Trey Patterson, 2022
Brandon Slater, 2022
Kevin Voigt, 2022

VIRGINIA (3-24)

Louis Collins 1981
Terry Gates 1981
Jeff Jones 1981
Jeff Klein 1981
Jeff Lamp 1981
Lewis Lattimore 1981
Lee Raker 1981
Craig Robinson 1981
Ralph Sampson 1981
Ricky Stokes 1981, 84
Othell Wilson 1981, 84
Rick Carlisle 1984
Kenton Edelin 1984
Jim Miller 1984
Olden Polynice 1984
Tom Sheehey 1984
Kihei Clark, 2019
Mamadi Diakite, 2019
Kyle Guy, 2019
De'Andre Hunter, 2019
Jay Huff, 2019
Ty Jerome, 2019
Braxton Key, 2019
Jack Salt, 2019

WAKE FOREST (1-12)

James Brooks 1962
Richard Carmichael 1962
Len Chappell 1962
Frank Christie 1962
Bryan Hassell 1962
Harry Hull 1962
Al Koehler 1962
Tommy McCoy 1962
Billy Packer 1962
Dave Wiedeman 1962
Bob Wollard 1962
Ted Zawacki 1962

WASHINGTON (1-10)

Don Apeland 1953
Joe Cipriano 1953
Will Elliott 1953
Roland Halle 1953
Bob Houbregs 1953

Charles Koon 1953
Doug McClary 1953
Mike McCutchen 1953
Dean Parsons 1953
Steve Roake 1953

WASHINGTON ST. (1-10)

Albert Akins 1941
Vern Butts 1941
Kirk Gebert 1941
Dale Gentry 1941
Marv Gilberg 1941
John Hooper 1941
Owen Hunt 1941
Paul Lindemann 1941
Ray Sundquist 1941
Jim Zimmerman 1941

WEST VIRGINIA (2-25)

Willie Akers 1959
Marvin Bolyard 1959
Robert Clousson 1959
Paul Goode 1959
Lee Patrone 1959
Joseph Posch 1959
Ronnie Retton 1959
James Ritchie 1959
Howard Schertzinger 1959
Bob Smith 1959
Nick Visnic 1959
Jerry West 1959
Da'Sean Butler 2010
Devin Ebanks 2010
John Flowers 2010
Danny Jennings 2010
Kevin Jones 2010
Deniz Kilicli 2010
Joe Mazzulla 2010
Casey Mitchell 2010
Cam Payne 2010
Dalton Pepper 2010
Wellington Smith 2010
Cam Thoroughman 2010
Jonnie West 2010

WESTERN KY. (1-9)

Rex Bailey *1971
Jerry Dunn *1971
Steve Eaton *1971
Clarence Glover *1971
Danny Johnson *1971
Jim McDaniels *1971
Jim Rose *1971
Gary Sundmacker *1971
Chuck Witt *1971

WICHITA ST. (2-22)

John Criss 1965
Gerald Davis 1965
Dave Leach 1965
Larry Nosich 1965

Kelly Pete 1965
Melvin Reed 1965
Gerard Reimond 1965
Vernon Smith 1965
Jamie Thompson 1965
Al Trope 1965
Manny Zafinos 1965
Malcolm Armstead 2013
Ron Baker 2013
Tekele Cotton 2013
Cleanthony Early 2013
Carl Hall 2013
Chadrack Lufile 2013
Ehimen Orukpe 2013
Fred VanVleet 2013
Jack White 2013
Nick Wiggins 2013
Demetric Williams 2013

WISCONSIN (4-29)

Bob Alwin 1941
Gene Englund 1941
Charles Epperson 1941
John Kotz 1941
Fred Rehm 1941
Ed Scheiwe 1941
Warren Schrage 1941
Harlo Scott 1941
Ted Strain 1941
Don Timmerman 1941
Roy Boone 2000
Jon Bryant 2000
Travon Davis 2000
Duany Duany 2000
Erik Faust 2000
Mike Kelley 2000
Andy Kowske 2000
Maurice Linton 2000
Kirk Penney 2000
Robert Smith 2000
Julian Swartz 2000
Mark Vershaw 2000
Charlie Willis 2000
Nanamdi Amilo, 2014
Evan Anderson, 2014
Zach Bohannon, 2014
Vitto Brown, 2014-15
Ben Brust, 2014
Sam Dekker, 2014-15
Duje Dukan, 2014-15
Josh Gasser, 2014-15
Nigel Hayes, 2014-15
Jordan Hill, 2014-15
Traevon Jackson, 2014-15
Frank Kaminsky, 2014-15
Bronson Koenig, 2014-15
Riley Dearing 2015
Matt Ferris 2015
Aaron Moesch 2015
T.J. Schlundt 2015
Zak Showalter 2015
Jordan Smith 2015

WYOMING (1-8)

Jimmy Collins 1943
Milo Komenich 1943
Jim Reese 1943
Ted Roney 1943
Kenny Sailors 1943
Floyd Volker 1943
Don Waite 1943
Jim Weir 1943

NCAA DIVISION I MEN'S BASKETBALL COMMITTEE

CHAIRS

| Name | Affiliation(s) | Years |
|--------------------|----------------------------------|---------|
| Harold Olsen | Ohio St. | 1940-46 |
| Dutch Lonborg | Northwestern | 1947-50 |
| | Kansas | 1951-60 |
| Bernie Shively | Kentucky | 1961-66 |
| H.B. Lee | Kansas St. | 1967-69 |
| Tom Scott | Davidson | 1970-75 |
| Stan Watts | BYU | 1976-77 |
| Wayne Duke | Big Ten Conference | 1978-81 |
| Dave Gavitt | Big East Conference | 1982-84 |
| Vic Bubas | Sun Belt Conference | 1985 |
| Dick Schultz | Virginia | 1986-87 |
| Arnie Ferrin | Utah | 1988 |
| Cedric Dempsey | Arizona | 1989 |
| Jim Delany | Big Ten Conference | 1990-91 |
| Tom Frericks | Dayton | 1992 |
| Roy Kramer | Southeastern Conference | 1992 |
| Tom Butters | Duke | 1993-94 |
| Bob Frederick | Kansas | 1995-96 |
| Terry Holland | Virginia | 1997 |
| C.M. Newton | Kentucky | 1998-99 |
| Craig Thompson | Mountain West Conference | 2000 |
| Mike Traghese | Big East Conference | 2001 |
| Lee Fowler | NC State | 2002 |
| Jim Livengood | Arizona | 2003 |
| Bob Bowsby | Iowa | 2004-05 |
| Craig Littlepage | Virginia | 2006 |
| Gary Walters | Princeton | 2007 |
| Tom O'Connor | George Mason | 2008 |
| Michael Slive | Southeastern Conference | 2009 |
| Dan Guerrero | UCLA | 2010 |
| Gene Smith | Ohio St. | 2011 |
| Jeff Hathaway | Big East Conference | 2012 |
| Mike Bobinski | Xavier | 2013 |
| Ron Wellman | Wake Forest | 2014 |
| Scott Barnes | Utah St. | 2015 |
| Joe Castiglione | Oklahoma | 2016 |
| Mark Hollis | Michigan St. | 2017 |
| Bruce Rasmussen | Creighton | 2018 |
| Bernard Muir | Stanford | 2019 |
| Kevin White | Duke | 2020 |
| Mitch Barnhart | Kentucky | 2021 |
| Tom Burnett | Southland Conference | 2022 |
| Chris Reynolds | Bradley | 2023 |
| Charles McClelland | Southwestern Athletic Conference | 2024 |

COMMITTEE ROSTER

| Name | Affiliation(s) | Years |
|-----------------|------------------|-----------|
| Larry Albus | Saint Louis | 1975-76 |
| | Metro Conference | 1977-80 |
| Phog Allen | Kansas | 1940 |
| Joe Alleva | LSU | 2012-16 |
| Ladell Andersen | Utah St. | 1978-82 |
| Lewis Andreas | Syracuse | 1943-44 |
| | | 1954-58 |
| Scott Barnes | Utah St. | 2011-15 |
| Mitch Barnhart | Kentucky | 2017-2021 |

| Name | Affiliation(s) | Years |
|-------------------|-------------------------------------|--------------|
| Renee Baumgartner | Santa Clara | 2024-present |
| Dan Beebe | Big 12 Conference | 2010-11 |
| Karl Benson | Western Athletic Conference | 2002-06 |
| Mike Bobinski | Xavier | 2009-13 |
| | Purdue | 2021 |
| McKinley Boston | Minnesota | 1995-99 |
| Bob Bowsby | Iowa | 2001-05 |
| Hoyt Brawner | Denver | 1966-71 |
| Paul Brechler | Western Athletic Conference | 1968 |
| Bob Brown | West Virginia | 1958-62 |
| Vic Bubas | Sun Belt Conference | 1980-85 |
| John Bunn | Stanford | 1940 |
| Tom Burnett | Southland Conference | 2018-2022 |
| Asa Bushnell | Eastern College Athletic Conference | 1949-53 |
| Tom Butters | Duke | 1989-94 |
| Greg Byrne | Alabama | 2022-present |
| Ben Carnevale | Navy | 1965-66 |
| | NYU | 1967-70 |
| | William & Mary | 1981 |
| | James Madison | 1982-83 |
| Ernest Casale | Temple | 1971-76 |
| Willis Casey | NC State | 1975-80 |
| Joe Castiglione | Oklahoma | 2012-16 |
| W.S. Chandler | Marquette | 1940 |
| Barry Collier | Butler | 2022-present |
| John Conboy | La Salle | 1977 |
| Janet Cone | UNC Asheville | 2015-2019 |
| Gene Corrigan | Notre Dame | 1982-87 |
| Mark Coyle | Minnesota | 2022-present |
| Jake Crouthamel | Syracuse | 1991-96 |
| Bubba Cunningham | North Carolina | 2021-present |
| Gary Cunningham | Fresno St. | 1989-94 |
| Rudy Davalos | Houston | 1992 |
| | New Mexico | 1995-99 |
| Everett Dean | Stanford | 1947-50 |
| Jim Delany | Ohio Valley Conference | 1986-89 |
| | Big Ten Conference | 1990-91 |
| DeLoss Dodds | Texas | 1993-97 |
| Wayne Duke | Big Ten Conference | 1976-81 |
| Joel Eaves | Georgia | 1970-74 |
| Hec Edmundson | Washington | 1941-46 |
| George Edwards | Missouri | 1941-50 |
| Doug Elgin | Missouri Valley Conference | 1999-2002 |
| Bump Elliott | Iowa | 1989-91 |
| Arnie Ferrin | Utah | 1983-88 |
| Waldo Fisher | Northwestern | 1962-67 |
| Lee Fowler | Middle Tenn. | 1998-2000 |
| | NC State | 2001-02 |
| Bob Frederick | Kansas | 1992-96 |
| Kenneth Free | Mid-Eastern Athletic Conference | 1988-92 |
| Tom Frericks | Dayton | 1988-92 |
| Doug Fullerton | Big Sky Conference | 2010-14 |
| Dave Gavitt | Providence | 1980-82 |
| | Big East Conference | 1983-84 |
| Andy Geiger | Penn | 1978 |
| | Stanford | 1979-83 |
| Keith Gill | Sun Belt Conference | 2022-present |
| B.T. Grover | Ohio | 1941 |
| Dan Guerrero | UCLA | 2006-10 |
| Wiles Hallock | Western Athletic Conference | 1969-71 |
| | Pac-12 Conference | 1972-75 |

| Name | Affiliation(s) | Years | Name | Affiliation(s) | Years |
|--------------------|--|--------------------|------------------|---|------------------------------------|
| Charles Harris | Arizona St. Mid-Eastern Athletic Conference | 1992-96 1997-98 | H.H. Salmon | New York businessman | 1940 |
| Dave Hart | Missouri | 1981-86 | Fred Schaus | West Virginia | 1985-90 |
| Jeff Hathaway | UConn Big East Conference | 2008-11 2012 | Jim Schaus | Ohio | 2016-2018 |
| Dave Heeke | Arizona | 2023-present | Dick Schultz | Virginia | 1984-87 |
| Lynn Hickey | UTSA | 2008-12 | Tom Scott | Davidson | 1967-75 |
| Ed Hickox | Springfield | 1945-46 | Everett Shelton | Wyoming | 1954-58 |
| Chris Hill | Utah | 2005-09 | Bernie Shively | Kentucky | 1959-66 |
| Terry Holland | Davidson Virginia | 1993-95 1996-98 | Dick Shrider | Miami (OH) | 1982-87 |
| Mark Hollis | Michigan St. | 2013-2017 | Michael Slive | Southeastern Conference | 2005-09 |
| Nat Holman | CCNY | 1941 | Gene Smith | Iowa St. Ohio St. | 2000 2007-11 |
| Tom Holmoe | BYU | 2015-2018 | Wilbur Smith | Tulane | 1942 |
| Martin Jarmond | UCLA | 2022 | Neale Stoner | Illinois | 1988 |
| Arthur Johnson | Temple | 2024-present | Fred Taylor | Ohio St. | 1968-73 |
| Ken Karr | San Diego St. East Carolina | 1976-80 1981 | Craig Thompson | Sun Belt Conference Mountain West Conference | 1996-98 1999-2000, 2018-2021 |
| Roy Keene | Oregon St. | 1958-61 | Mike Tranghese | Big East Conference | 1997-2001 |
| E.A. Kelleher | Fordham Army | 1943 1944 | Forrest Twogood | Southern California | 1960-64 |
| Laing Kennedy | Kent St. | 2006-10 | Robert Vowels | Southwestern Athletic Conference | 2006 |
| Floyd Kerr | Southern U. | 2002-05 | Gary Walters | Princeton | 2003-07 |
| Roy Kramer | Vanderbilt Southeastern Conference | 1987-91 1992 | Stan Watts | BYU | 1974-77 |
| Paul Krebs | New Mexico | 2017 | Kevin Weiberg | Big 12 Conference | 2001-03 |
| Jack Kvancz | George Washington | 1999-2003 | Ron Wellman | Wake Forest | 2010-2014 |
| Jonathan LeCrone | Horizon League | 2004-08 | Kevin White | Duke | 2016-2020 |
| H.B. Lee | Kansas St. | 1961-69 | Carroll Williams | Santa Clara | 1997-2001 |
| Craig Littlepage | Virginia | 2003-07 | Frank Windegger | TCU | 1982-88 |
| Jim Livengood | Arizona | 2000-04 | Tom Wistrill | Big Sky Conference | 2023-present |
| Dutch Lonborg | Northwestern Kansas | 1947-50 1951-60 | Jamie Zaninovich | West Coast Conference | 2012-14 |
| Judy MacLeod | Conference USA | 2013-15 | | | |
| Dave Maggard | California | 1990-91 | | | |
| Charles McClelland | Southwestern Athletic Conference | 2020-present | | | |
| Ernest McCoy | Penn St. | 1960-65 | | | |
| Ralph McFillen | Metro Conference | 1993-95 | | | |
| Bernadette McGlade | Atlantic 10 Conference | 2019-2023 | | | |
| J.D. Morgan | UCLA | 1969-74 | | | |
| Stan Morrison | UC Riverside | 2007-11 | | | |
| Bernard Muir | Stanford | 2015-2019 | | | |
| Gerald Myers | Texas Tech | 2004-05 | | | |
| Pete Newell | California | 1963-68 | | | |
| C.M. Newton | Kentucky | 1993-99 | | | |
| Martin Newton | Samford | 2023-present | | | |
| Albert Nixon | NYU | 1947-48 | | | |
| Nels Nordgen | Chicago | 1942 | | | |
| Mike O'Brien | Toledo | 2018-2022 | | | |
| Tom O'Connor | George Mason | 2005-09 | | | |
| Harold Olsen | Ohio St. | 1940-46 | | | |
| Steve Orsini | SMU | 2011-12 | | | |
| Reaves Peters | Big Seven | 1948-57 | | | |
| Vadal Peterson | Utah | 1953 | | | |
| Jim Phillips | Northwestern | 2018-2020 | | | |
| Jamie Pollard | Iowa St. | 2020-present | | | |
| Russ Potts | SMU | 1980-81 | | | |
| Bruce Rasmussen | Creighton | 2014-2018 | | | |
| Chris Reynolds | Bradley | 2019-2023 | | | |
| Les Robinson | NC State Citadel | 2000 2001-04 | | | |
| Peter Roby | Northeastern | 2013-2017 | | | |
| Judy Rose | Charlotte | 2000-04 | | | |
| James St. Clair | SMU | 1941-45 | | | |

TOURNAMENT MOMENTS...


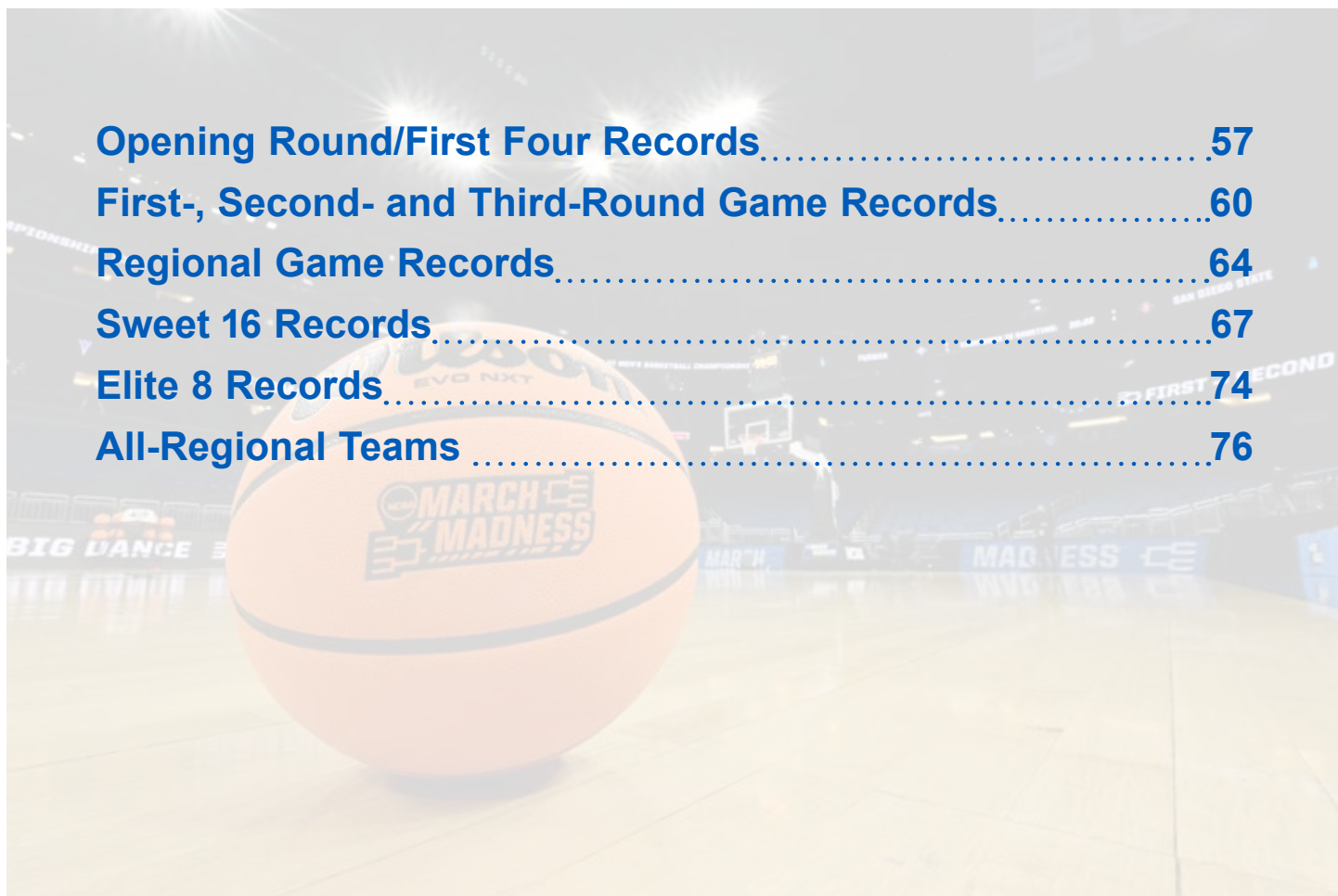


Photo by Rich Clarkson

UCLA guard Gail Goodrich (25) and Denny Ferguson (20) during the 1964 national championship game held in Kansas City, MO at Municipal Auditorium. UCLA defeated Duke 98-83 for the championship.

THE PRELIMINARY ROUNDS

| | |
|---|----|
| Opening Round/First Four Records..... | 57 |
| First-, Second- and Third-Round Game Records..... | 60 |
| Regional Game Records..... | 64 |
| Sweet 16 Records..... | 67 |
| Elite 8 Records..... | 74 |
| All-Regional Teams..... | 76 |



OPENING ROUND/FIRST FOUR RECORDS

SINGLE GAME, INDIVIDUAL

POINTS

- 38, Kevin Mullin, Princeton vs. San Diego, 3-13-1984
- 38, Aaric Murray, Texas Southern vs. Cal Poly, 3-19-2014
- 37, Tanner Holden, Wright St. vs. Bryant, 3-16-2022
- 33, Tyler Haws, BYU vs. Ole Miss, 3-17-2015
- 33, Darnell Edge, FDU vs. Prairie View, 3-19-2019

FIELD GOALS

- 14, Aaric Murray, Texas Southern vs. Cal Poly, 3-19-2014
- 13, Robert Brown, LIU vs. Northeastern, 3-13-1984
- 13, Tyler Haws, BYU vs. Ole Miss, 3-17-2015
- 13, Paul Atkinson Jr., Notre Dame vs. Rutgers, 3-16-2022 (2OT)
- 12, Kevin Mullin, Princeton vs. San Diego, 3-13-1984
- 12, Prosper Karangwa, Siena vs. Alcorn, 3-12-2002

FIELD GOALS ATTEMPTED

- 25, Robert Brown, LIU vs. Northeastern, 3-13-1984
- 25, Peter Kiss, Bryant vs. Wright St., 3-16-2022
- 24, Mike Alexander, Boston U. vs. La Salle, 3-15-1983
- 24, Eric Hightower, Ga. Southern vs. Robert Morris, 3-15-1983
- 23, Andre Smith, UNC Asheville vs. Texas Southern, 3-18-2003
- 23, Aaric Murray, Texas Southern vs. Cal Poly, 3-19-2014
- 23, Tyler Haws, BYU vs. Ole Miss, 3-17-2015

FIELD-GOAL PERCENTAGE

(Minimum 10 FGM)

- 90.9% (10-11), Marc-Eddy Norelia, FGCU vs. Farleigh Dickinson, 3-15-2016
- 86.7% (13-15), Paul Atkinson Jr., Notre Dame vs. Rutgers, 3-16-2022 (2OT)
- 83.3% (10-12), Eddie Childress, Morehead St. vs. N.C. A&T, 3-13-1984
- 83.3% (10-12), Caleb McConnell, Rutgers vs. Notre Dame, 3-16-2022
- 80.0% (12-15), Kevin Mullin, Princeton vs. San Diego, 3-13-1984

THREE-POINT FIELD GOALS

- 7, Will Miller, Mount St. Mary's vs. Albany (NY), 3-18-2014
- 7, Darnell Edge, FDU vs. Prairie View, 3-19-2019
- 6, Chris Kenny, Monmouth vs. Hampton, 3-14-2006
- 6, Clif Brown, Niagara vs. Florida A&M, 3-13-2007

- 6, Chase Fischer, BYU vs. Ole Miss, 3-17-2015
- 6, Gary Blackston, Prairie View vs. FDU, 3-19-2019

THREE-POINT FIELD GOALS ATTEMPTED

- 14, Ra'Kim Hollis, Texas Southern vs. UNC Asheville, 3-18-2003
- 14, Shane Richards, Manhattan vs. Hampton, 3-17-2015
- 14, Shizz Alston Jr., Temple vs. Belmont, 3-19-2019
- 13, Michael Almonacy, App State vs. Norfolk St., 3-18-2021
- 12, Will Miller, Mount St. Mary's vs. Albany (NY), 3-18-2014
- 12, Chase Fischer, BYU vs. Ole Miss, 3-17-2015
- 12, Shannon Evans II, Arizona St. vs. Syracuse, 3-14-2018
- 12, Shamorie Ponds, St. John's (NY) vs. Arizona St., 3-20-2019

THREE-POINT FIELD-GOAL PERCENTAGE (Minimum 5 3FGM)

- 77.8% (7-9), Darnell Edge, FDU vs. Prairie View, 3-19-2019
- 66.7% (6-9), Chris Kenny, Monmouth vs. Hampton, 3-14-2006
- 62.5% (5-8), Ansley Almonor, FDU vs. Texas Southern, 3-15-2023
- 60.0% (6-10), Beau Beech, North Florida vs. Robert Morris, 3-18-2015
- 58.3% (7-12), Will Miller, Mount St. Mary's vs. Albany (NY), 3-18-2014

FREE THROWS MADE

- 14, Kevin Mullin, Princeton vs. San Diego, 3-13-1984
- 14, Tanner Holden, Wright St. vs. Bryant, 3-16-2022
- 14, Jalen Jackson, A&M-Corpus Christi vs. Southeast Mo. St., 3-14-2023
- 11, Wesley Iwundu, Kansas St. vs. Wake Forest, 3-14-2017
- 10, Andre Smith, UNC Asheville vs. Texas Southern, 3-18-2003
- 10, PJ Henry, Texas Southern vs. A&M-Corpus Christi, 3-15-2022

FREE THROWS ATTEMPTED

- 18, Jalen Jackson, A&M-Corpus Christi vs. Southeast Mo. St., 3-14-2023
- 16, Kevin Mullin, Princeton vs. San Diego, 3-13-1984
- 16, Tanner Holden, Wright St. vs. Bryant, 3-16-2022
- 14, Andre Smith, UNC Asheville vs. Texas Southern, 3-18-2003
- 13, Marcus Fleming, Alcorn vs. Siena, 3-12-2002
- 13, Allen Lovett, Texas Southern vs. UNC Asheville, 3-18-2003
- 13, Wesley Iwundu, Kansas St. vs. Wake Forest, 3-14-2017

- 13, PJ Henry, Texas Southern vs. A&M-Corpus Christi, 3-15-2022

FREE-THROW PERCENTAGE

(Minimum 12 FTM)

- 87.5% (14-16), Kevin Mullin, Princeton vs. San Diego, 3-13-1984
- 87.5% (14-16), Tanner Holden, Wright St. vs. Bryant, 3-16-2022

REBOUNDS

- 21, Kenneth Faried, Morehead St. vs. Alabama St., 3-17-2009
- 17, Marcus Fleming, Alcorn vs. Siena, 3-12-2002
- 16, Raasean Davis, N.C. Central vs. North Dakota St., 3-20-2019
- 16, Mezie Offurum, Mount St. Mary's vs. Texas Southern, 3-18-2021
- 15, Kelly Beidler, Mount St. Mary's vs. Coppin St., 3-18-2008
- 15, Thomas Welsh, UCLA vs. St. Bonaventure, 3-13-2018

ASSISTS

- 10, Kyle Collinsworth, BYU vs. Ole Miss, 3-17-2015
- 10, Jarvis Summers, Ole Miss vs. BYU, 3-17-2015
- 10, Bryant Crawford, Wake Forest vs. Kansas St., 3-14-2017
- 10, Jordan Perkins, N.C. Central vs. North Dakota St., 3-20-2019
- 10, Phillip Russell, Southeast Mo. St. vs. A&M-Corpus Christi, 3-14-2023

BLOCKED SHOTS

- 9, D'or Fischer, Northwestern St. vs. Winthrop, 3-13-2001
- 6, Trayvon Reed, Texas Southern vs. N.C. Central, 3-14-2018
- 6, Brison Gresham, Texas Southern vs. A&M-Corpus Christi, 3-15-2022
- 5, John Bunch, Monmouth vs. Hampton, 3-14-2006
- 4, Robert Pressey, Coppin St. vs. Mount St. Mary's, 3-18-2008
- 4, Lebaron Weathers, Ark.-Pine Bluff vs. Winthrop, 3-16-2010
- 4, Jordan Vandenberg, NC State vs. Xavier, 3-18-2014
- 4, Moritz Wagner, Michigan vs. Tulsa, 3-16-2016
- 4, Gyorgy Goloman, UCLA vs. St. Bonaventure, 3-13-2018
- 4, Mike Holloway Jr., FDU vs. Prairie View, 3-19-2019
- 4, RJ Duhart, App State vs. Norfolk St., 3-18-2021

STEALS

- 5, Lucky Jones, Robert Morris vs. North Florida, 3-18-2015
- 5, Gerard Andrus, Prairie View vs. FDU, 3-29-2019
- 5, Phillip Russell, Southeast Mo. St. vs. A&M-Corpus Christi, 3-14-2023

- 4, Christavious Gill, New Orleans vs. Mount St. Mary's, 3-14-2017
- 4, Courtney Stockard, St. Bonaventure vs. UCLA, 3-13-2018
- 4, Joe Bryant, Norfolk St. vs. App State, 3-18-2021

SINGLE GAME, TEAM

POINTS

- 98, Arizona St. vs. Nevada (73), 3-15-2023
- 96, FGCU vs. FDU (65), 3-15-2016
- 95, Kansas St. vs. Wake Forest (88), 3-14-2017
- 94, Ole Miss vs. BYU (90), 3-17-2015
- 93, Wright St. vs. Bryant (82), 3-16-2022

FEWEST POINTS

- 41, N.C. A&T vs. Princeton (53), 3-15-1983
- 43, Alabama St. vs. Morehead St. (58), 3-17-2009
- 44, Winthrop vs. Ark.-Pine Bluff (61), 3-16-2010
- 46, N.C. Central vs. Texas Southern (64), 3-14-2018

WINNING MARGIN

- 31, FGCU (96) vs. FDU (65), 3-15-2016
- 25, Arizona St. (98), vs. Nevada (73), 3-15-2023
- 24, Richmond (89) vs. Rider (65), 3-13-1984
- 23, FDU (84) vs. Texas Southern (61), 3-15-2023
- 22, Monmouth (71) vs. Hampton (49), 3-14-2006

POINTS SCORED BY LOSING TEAM

- 90, BYU vs. Ole Miss (94), 3-17-2015
- 88, Wake Forest vs. Kansas St. (95), 3-14-2017
- 87, LIU vs. Northeastern (90), 3-13-1984
- 87, Rutgers vs. Notre Dame (89), 3-16-2022 (2OT)
- 84, Texas Southern vs. UNC Asheville (92), 3-18-2003

FIELD GOALS

- 39, LIU vs. Northeastern, 3-13-1984
- 37, Notre Dame vs. Rutgers, 3-16-2022 (2OT)
- 36, Ole Miss vs. BYU, 3-17-2015
- 36, Richmond vs. Rider, 3-13-1984
- 36, Rutgers vs. Notre Dame, 3-16-2022 (2OT)

FIELD GOALS ATTEMPTED

- 87, LIU vs. Northeastern, 3-13-1984
- 80, Ole Miss vs. BYU, 3-17-2015
- 75, Rider vs. Richmond, 3-13-1984
- 72, Notre Dame vs. Rutgers, 3-16-2022 (2OT)
- 71, La Salle vs. Boston U., 3-15-1983
- 71, Temple vs. Belmont, 3-19-2019
- 71, Bryant vs. Wright St., 3-16-2022
- 71, Rutgers vs. Notre Dame, 3-16-2022 (2OT)

FIELD-GOAL PERCENTAGE

- 66.0% (31-47), Kansas St. vs. Wake Forest, 3-14-2017
- 63.6% (35-55) Arizona St. vs. Nevada, 3-15-2023
- 61.5% (32-52), N.C. A&T vs. Morehead St., 3-13-1984
- 60.0% (36-60), Xavier vs. Alcorn, 3-15-1983
- 60.0% (30-50), Richmond vs. Rider, 3-13-1984

LOWEST FIELD-GOAL PERCENTAGE

- 25.8% (16-62), App State vs. Norfolk St., 3-18-2021
- 27.1% (19-70), N.C. A&T vs. Princeton, 3-15-1983
- 29.1% (16-55), Winthrop vs. Ark.-Pine Bluff, 3-16-2010
- 29.5% (18-61), Lehigh vs. Florida A&M, 3-16-2004

THREE-POINT FIELD GOALS

- 15, BYU vs. Ole Miss, 3-17-2015
- 15, Prairie View vs. FDU, 3-19-2019
- 12, Texas Southern vs. UNC Asheville, 3-18-2003
- 12, Mount St. Mary's vs. Albany (NY), 3-18-2014
- 11, Winthrop vs. Northwestern St., 3-13-2001
- 11, UNC Asheville vs. Texas Southern, 3-18-2003
- 11, Arizona St. vs. Syracuse, 3-14-2018
- 11, Rutgers vs. Notre Dame, 3-16-2022 (2OT)
- 11, FDU vs. Texas Southern, 3-15-2023
- 11, Nevada vs. Arizona St., 3-15-2023
- 11, Arizona St. vs. Nevada, 3-15-2023

THREE-POINT FIELD GOALS ATTEMPTED

- 37, Mount St. Mary's vs. Albany (NY), 3-18-2014
- 36, App State vs. Norfolk St., 3-18-2021
- 32, Arizona St. vs. Syracuse, 3-14-2018
- 31, Texas Southern vs. UNC Asheville, 3-18-2003
- 31, St. John's (NY) vs. Arizona St., 3-20-2019

THREE-POINT FIELD-GOAL PERCENTAGE (Minimum 7 3FGM)

- 55.0% (11-20), Winthrop vs. Northwestern St., 3-13-2001
- 53.6%, (15-28), Prairie View vs. FDU, 3-19-2019
- 52.6% (10-19), Mount St. Mary's vs. New Orleans, 3-14-2017
- 52.4% (11-21), Nevada vs. Arizona St., 3-15-2023
- 52.4% (11-21), Arizona St. vs. Nevada, 3-15-2023

FREE THROWS MADE

- 29, Wake Forest vs. Kansas St., 3-14-2017
- 28, Northeastern vs. LIU, 3-13-1984
- 27, Princeton vs. San Diego, 3-13-1984
- 27, Kansas St. vs. Wake Forest, 3-14-2017
- 27, A&M-Corpus Christi vs. Southeast Mo. St., 3-14-2023
- 27, FDU vs. Texas Southern, 3-15-2023

FREE THROWS ATTEMPTED

- 36, Alcorn vs. Xavier, 3-15-1983
- 36, Northeastern vs. LIU, 3-13-1984
- 36, Kansas St. vs. Wake Forest, 3-14-2017
- 35, Texas Southern vs. A&M-Corpus Christi, 3-15-2022
- 35, A&M-Corpus Christi vs. Southeast Mo. St., 3-14-2023

FREE-THROW PERCENTAGE (Minimum 15 FTM)

- 93.8% (15-16), App State vs. Norfolk St., 3-18-2021
- 90.6% (29-32), Wake Forest vs. Kansas St., 3-14-2017
- 88.9% (16-18), Michigan St. vs. UCLA, 3-18-2021 (OT)
- 87.1% (27-31), Princeton vs. San Diego, 3-13-1984
- 87.1% (27-31), FDU vs. Texas Southern, 3-15-2023

REBOUNDS

- 52, FGCU vs. FDU, 3-15-2016
- 51, La Salle vs. Boston U., 3-15-1983
- 50, Morehead St. vs. Alabama St., 3-17-2009
- 49, Mississippi St. vs. Pittsburgh, 3-14-2023
- 46, Boston U. vs. La Salle, 3-15-1983
- 46, App State vs. Norfolk St., 3-18-2021

REBOUND MARGIN

- 23, Morehead St. (50) vs. Alabama St. (27), 3-17-2009
- 21, Mississippi St. (49) vs. Pittsburgh (28), 3-14-2023
- 19, Albany St. (NY) [42] vs. Mount St. Mary's [23], 3-18-2014
- 19, FGCU (52) vs. FDU (33), 3-15-2016
- 15, A&M-Corpus Christi (45) vs. Southeast Mo. St. (30), 3-14-2023

ASSISTS

- 27, Richmond vs. Rider, 3-13-1984
- 27, FGCU vs. FDU, 3-15-2016
- 24, Ole Miss vs. BYU, 3-17-2015
- 22, BYU vs. Ole Miss, 3-17-2015
- 22, Rutgers vs. Notre Dame, 3-16-2022 (2OT)

BLOCKED SHOTS

- 10, Northwestern St. vs. Winthrop, 3-13-2001
- 10, Monmouth vs. Hampton, 3-14-2006
- 10, App State vs. Norfolk St., 3-18-2021
- 9, NC State vs. Iowa, 3-18-2014
- 9, Texas Southern vs. A&M-Corpus Christi, 3-15-2022

STEALS

- 12, Robert Morris vs. North Florida, 3-18-2015
- 11, St. Bonaventure vs. UCLA, 3-13-2018
- 11, St. John's (NY) vs. Arizona St., 3-20-2019
- 11, Bryant vs. Wright St., 3-16-2022
- 11, Southeast Mo. St. vs. A&M-Corpus Christi, 3-14-2023

PERSONAL FOULS

- 33, Rider vs. Richmond, 3-13-1984
- 31, Southeast Mo. St. vs. A&M-Corpus Christi, 3-14-2023
- 28, Iowa vs. Tennessee, 3-19-2014
- 27, Houston Christian vs. Alcorn, 3-13-1984
- 26, Xavier vs. Alcorn, 3-15-1983
- 26, Boston U. vs. La Salle, 3-15-1983
- 26, San Diego vs. Princeton, 3-13-1984
- 26, Florida A&M vs. Niagara, 3-13-2007
- 26, FDU vs. FGCU, 3-15-2016
- 26, Kansas St. vs. Wake Forest, 3-14-2017

PLAYERS DISQUALIFIED

- 4, LIU vs. Northeastern, 3-13-1984
- 3, Southeast Mo. St. vs. A&M-Corpus Christi, 3-14-2023
- 2, seven tied (most recent: Bryant vs. Wright St., 3-16-2022)

SINGLE GAME, TWO-TEAM

POINTS

- 184, Ole Miss (94) vs. BYU (90), 3-17-2015
- 182, Kansas St. (95) vs. Wake Forest (88), 3-14-2017
- 177, Northeastern (90) vs. LIU (87), 3-13-1984
- 176, UNC Asheville (92) vs. Texas Southern (84), 3-18-2003
- 176, Notre Dame (89) vs. Rutgers (87), 3-16-2022 (2OT)

FEWEST POINTS

- 94, Princeton (53) vs. N.C. A&T (41), 3-15-1983
- 101, Morehead St. (58) vs. Alabama St. (43), 3-17-2009
- 105, Ark.-Pine Bluff (61) vs. Winthrop (44), 3-16-2010
- 105, Drake (53) vs. Wichita St. (52), 3-18-2021
- 107, Norfolk St. (54) vs. App State (53), 3-18-2021

FIELD GOALS MADE

- 73, Notre Dame (37) vs. Rutgers (36), 3-16-2022 (2OT)
- 70, LIU (39) vs. Northeastern (31), 3-13-1984
- 65, Richmond (36) vs. Rider (29), 3-13-1984
- 64, Ole Miss (36) vs. BYU (28), 3-17-2015
- 61, N.C. A&T (32) vs. Morehead St. (29), 3-13-1984
- 61, UNC Asheville (32) vs. Texas Southern (29), 3-18-2003

FIELD GOALS ATTEMPTED

- 143, Notre Dame (72) vs. Rutgers (71), 3-16-2022 (2OT)
- 141, La Salle (71) vs. Boston U. (70), 3-15-1983
- 141, LIU (87) vs. Northeastern (54), 3-13-1984
- 138, Ole Miss (80) vs. BYU (56), 3-17-2015

THREE-POINT FIELD GOALS

- 24, Prairie View (15) vs. FDU (9), 3-19-2019
- 23, Texas Southern (12) vs. UNC Asheville (11), 3-18-2003

- 22, BYU (15) vs. Ole Miss (7), 3-17-2015
- 22, Arizona St. (11) vs. Nevada (11), 3-15-2023
- 20, Winthrop (11) vs. Northwestern St. (9), 3-13-2001

THREE-POINT FIELD GOALS ATTEMPTED

- 60, Texas Southern (31) vs. UNC Asheville (29), 3-18-2003
- 54, App State (36) vs. Norfolk St. (18), 3-18-2021
- 52, BYU (29) vs. Ole Miss (23), 3-17-2015
- 52, Arizona St. (32) vs. Syracuse (20), 3-14-2018
- 50, Lehigh (30) vs. Florida A&M (20), 3-16-2004
- 49, UCLA (30) vs. St. Bonaventure (19), 3-13-2018
- 49, Prairie View (28) vs. FDU (21), 3-19-2019

FREE THROWS MADE

- 56, Wake Forest (29) vs. Kansas St. (27), 3-14-2017
- 42, Wright St. (26) vs. Bryant (16), 3-16-2022
- 40, Alcorn (25) vs. Xavier (15), 3-15-1983
- 39, Alcorn (25) vs. Houston Christian (14), 3-13-1984
- 39, Robert Morris (21) vs. North Florida (18), 3-18-2015

FREE THROWS ATTEMPTED

- 68, Kansas St. (36) vs. Wake Forest (32), 3-14-2017
- 59, Alcorn (36) vs. Xavier (23), 3-15-1983
- 59, Robert Morris (33) vs. North Florida (26), 3-18-2015
- 57, Alcorn (34) vs. Houston Christian (23), 3-13-1984
- 57, Texas Southern (31) vs. UNC Asheville (26), 3-18-2003

REBOUNDS

- 97, La Salle (51) vs. Boston U. (46), 3-15-1983
- 89, Texas Southern (45) vs. UNC Asheville (44), 3-18-2003
- 86, Florida A&M (44) vs. Lehigh (42), 3-16-2004
- 85, St. John's (NY) (43) vs. Arizona St. (42), 3-20-2019
- 84, N.C. Central (43) vs. Texas Southern (41), 3-14-2018

ASSISTS

- 46, Ole Miss (24) vs. BYU (22), 3-17-2015
- 44, Richmond (27) vs. Rider (17), 3-13-1984
- 43, FGCU (27) vs. FDU (16), 3-15-2016
- 40, Arizona St. (21) vs. Nevada (19), 3-15-2023
- 39, Rutgers (22) vs. Notre Dame (17), 3-16-2022 (2OT)

BLOCKED SHOTS

- 14, Monmouth (10) vs. Hampton (4), 3-14-2006
- 14, App State (10) vs. Norfolk St. (4), 3-18-2021
- 13, Northwestern St. (10) vs. Winthrop (3), 3-13-2001
- 12, Ark.-Pine Bluff (7) vs. Winthrop (5), 3-16-2010
- 12, Michigan (6) vs. Tulsa (6), 3-16-2016
- 12, Wichita St. (7) vs. Drake (5), 3-18-2021
- 12, Texas Southern (9) vs. A&M-Corpus Christi (3), 3-15-2022

STEALS

- 17, Bryant (11) vs. Wright St. (6), 3-16-2022
- 16, New Orleans (10) vs. Mount St. Mary's (6), 3-14-2017
- 16, St. John's (NY) (11) vs. Arizona St. (5), 3-20-2019
- 16, FDU (8) vs. Texas Southern (8), 3-15-2023
- 15, Florida A&M (8) vs. Lehigh (7), 3-16-2004
- 15, FDU (9) vs. FGCU (6), 3-15-2016
- 15, Norfolk St. (10) vs. App State (5), 3-18-2021

PERSONAL FOULS

- 51, Kansas St. (26) vs. Wake Forest (25), 3-14-2017
- 50, Rider (33) vs. Richmond (17), 3-13-1984
- 49, Southeast Mo. St. (31) vs. A&M-Corpus Christi (18), 3-14-2023
- 47, Xavier (26) vs. Alcorn (21), 3-15-1983
- 47, Boston U. (26) vs. La Salle (21), 3-15-1983

PLAYERS DISQUALIFIED

- 4, LIU (4) vs. Northeastern (0), 3-13-1984
- 3, Xavier (2) vs. Alcorn (1), 3-15-1983
- 3, La Salle (2) vs. Boston U. (1), 3-15-1983
- 3, Southeast Mo. St. (3) vs. A&M-Corpus Christi (0), 3-14-2023

FIRST-, SECOND- AND THIRD-ROUND GAME RECORDS

A third-round game is indicated by (3d R), a second-round game by (2d R), a first-round game by (1st R), and a team's appearance later vacated by the NCAA/Committee on Infractions ().*

From 2011-15, the tournament's First Four games were considered to be the first round, while the round of 64 games were the second round and the round of 32 was the third round. Beginning in 2016, the start of the tournament was simply known as the First Four, while the round of 64 went back to being called the first round and the round of 32 went back to being called the second round.

INDIVIDUAL RECORDS

POINTS

- 61, Austin Carr, Notre Dame vs. Ohio, 1st R, 3-7-1970
- 52, Austin Carr, Notre Dame vs. TCU, 1st R, 3-13-1971
- 50, David Robinson, Navy vs. Michigan, 1st R, 3-12-1987
- 49, Elvin Hayes, Houston vs. Loyola Chicago, 1st R, 3-9-1968
- 45, Bo Kimble, Loyola Marymount vs. New Mexico St., 1st R, 3-16-1990

FIELD GOALS

- 25, Austin Carr, Notre Dame vs. Ohio, 1st R, 3-7-1970
- 22, David Robinson, Navy vs. Michigan, 1st R, 3-12-1987
- 20, Elvin Hayes, Houston vs. Loyola Chicago, 1st R, 3-9-1968
- 20, Austin Carr, Notre Dame vs. TCU, 1st R, 3-13-1971
- 18, Wally Szczerbiak, Miami (OH) vs. Washington, 1st R, 3-12-1999

FIELD GOALS ATTEMPTED

- 44, Austin Carr, Notre Dame vs. Ohio, 1st R, 3-7-1970
- 37, David Robinson, Navy vs. Michigan, 1st R, 3-12-1987
- 37, Charles Jones, LIU vs. Villanova, 1st R, 3-13-1997
- 36, Popeye Jones, Murray St. vs. Michigan St., 1st R, 3-15-1990 (OT)
- 35, Rich Laurel, Hofstra vs. Notre Dame, 1st R, 3-12-1977
- 35, Bo Kimble, Loyola Marymount vs. New Mexico St., 1st R, 3-16-1990

FIELD-GOAL PERCENTAGE (Minimum 10 FGM)

- 100% (11-11), Kenny Walker, Kentucky vs. Western Ky., 2d R, 3-16-1986
- 100% (10-10), Taj Gibson, Southern California vs. Boston College, 1st R, 3-20-2009
- 92.3% (12-13), Quadre Lollis, Montana St. vs. Syracuse, 1st R, 3-14-1996
- 92.3% (12-13), Christian Koloko, Arizona vs. TCU, 2d R, 3-20-2022
- 91.7% (11-12), Kenny Gregory, Kansas vs. DePaul, 1st R, 3-17-2000
- 91.7% (11-12), Blake Griffin, Oklahoma vs. Morgan St., 1st R, 3-19-2009

THREE-POINT FIELD GOALS

- 11, Jeff Fryer, Loyola Marymount vs. Michigan, 2d R, 3-18-1990
- 10, Roburt Sallie, Memphis vs. Cal St. Northridge, 1st R, 3-19-2009
- 9, Garde Thompson, Michigan vs. Navy, 1st R, 3-12-1987
- 9, Johnny Miller, Temple vs. Cincinnati, 1st R, 3-16-1995
- 9, Johnny Hemsley, Miami (FL) vs. Lafayette, 1st R, 3-12-1999
- 9, Ricky Paulding, Missouri vs. Marquette, 2d R, 3-22-2003 (OT)
- 9, Gerry McNamara, Syracuse vs. BYU, 1st R, 3-18-2004
- 9, Brady Heslip, Baylor vs. Colorado, 3d R, 3-17-2012
- 9, Bryce Alford, UCLA vs. SMU, 2d R, 3-19-2015
- 9, Carsen Edwards, Purdue vs. Villanova, 2d R, 3-23-2019

THREE-POINT FIELD GOALS ATTEMPTED

- 22, Jeff Fryer, Loyola Marymount vs. Arkansas, 1st R, 3-16-1989
- 20, Chris Walker, Villanova vs. LSU, 1st R, 3-15-1990
- 19, Gerald Paddio, UNLV vs. Iowa, 2d R, 3-20-1988
- 19, Phillip Allen, N.C. A&T vs. Arkansas, 1st R, 3-18-1994
- 18, Bobby Hurley, Duke vs. California, 2d R, 3-20-1993
- 18, Jeff Boschee, Kansas vs. Kentucky, 2d R, 3-14-1999
- 18, Chris Lofton, Tennessee vs. Wichita St., 2d R, 3-18-2006

THREE-POINT FIELD-GOAL PERCENTAGE (Minimum 5 3FGM)

- 100% (8-8), John Goldsberry, UNCW vs. Maryland, 1st R, 3-21-2003
- 100% (7-7), Sam Cassell, Florida St. vs. Tulane, 2d R, 3-20-1993
- 100% (7-7), David Lighty, Ohio St. vs. George Mason, 3d R, 3-20-2011
- 100% (6-6), Mike Buck, Middle Tenn. vs. Florida St., 1st R, 3-16-1989

- 100% (6-6), Migjen Bakalli, NC State vs. Southern Miss., 1st R, 3-14-1991
- 100% (6-6), Rex Walters, Kansas vs. Ball St., 1st R, 3-18-1993
- 100% (6-6), Tay Fisher, Siena vs. Vanderbilt, 1st R, 3-21-2008
- 100% (5-5), Mitch Richmond, Kansas St. vs. Georgia, 1st R, 3-12-1987 (OT)
- 100% (5-5), Kwame Evans, George Washington vs. New Mexico, 1st R, 3-19-1993
- 100% (5-5), Dwayne Morton, Louisville vs. Minnesota, 2d R, 3-20-1994
- 100% (5-5), Darren Brooks, Southern Ill. vs. Alabama, 1st R, 3-18-2004
- 100% (5-5), Norbertas Giga, Jacksonville St. vs. Louisville, 1st R, 3-17-2017
- 100% (5-5), Jabari Walker, Colorado vs. Georgetown, 1st R, 3-20-2021

FREE THROWS

- 23, Travis Mays, Texas vs. Georgia, 1st R, 3-17-1990
- 21, David Robinson, Navy vs. Syracuse, 2d R, 3-16-1986
- 19, Tom Hammonds, Georgia Tech vs. Iowa St., 1st R, 3-18-1988
- 18, Jon Rose, UConn vs. Boston U., 1st R, 3-10-1959
- 18, Jared Dudley, Boston College vs. Milwaukee, 2d R, 3-19-2005
- 19, Thomas Walkup, *SFA vs. West Virginia, 1st R, 3-18-2016

FREE THROWS ATTEMPTED

- 27, David Robinson, Navy vs. Syracuse, 2d R, 3-16-1986
- 27, Travis Mays, Texas vs. Georgia, 1st R, 3-17-1990
- 22, Ronny Turiaf, Gonzaga vs. Cincinnati, 1st R, 3-20-2003
- 21, six tied (most recent: Jared Dudley, Boston College vs. Milwaukee, 2d R, 3-19-2005)

FREE-THROW PERCENTAGE (Minimum 13 FTM)

- 100% (17-17), Adreian Payne, Michigan St. vs. Delaware, 3-20-2014
- 100% (16-16), Bill Bradley, Princeton vs. Saint Joseph's, 1st R, 3-11-1963
- 100% (16-16), Fennis Dembo, Wyoming vs. UCLA, 2d R, 3-14-1987
- 100% (15-15), Austin Croshere, Providence vs. Marquette, 1st R, 3-14-1997
- 100% (14-14), Kemba Walker, UConn vs. Cincinnati, 3d R, 3-19-2011
- 100% (13-13), Al Gooden, Ball St. vs. Boston College, 1st R, 3-13-1981
- 100% (13-13), J'Covan Brown, Texas vs. Arizona, 3d R, 3-20-2011
- 100% (13-13), Christen Cunningham, Louisville vs. Minnesota, 1st R, 3-21-2019
- 100% (13-13), Teddy Allen, New Mexico St. vs. UConn, 1st R, 3-17-2022

REBOUNDS

- 29, Toby Kimball, UConn vs. Saint Joseph's, 1st R, 3-8-1965
- 27, Paul Silas, Creighton vs. Oklahoma City, 1st R, 3-9-1964
- 27, Elvin Hayes, Houston vs. Loyola Chicago, 1st R, 3-9-1968
- 25, Oscar Tshiebwe, Kentucky vs. Providence, 1st R, 3-17-2023
- 24, Paul Silas, Creighton vs. Memphis, 1st R, 3-12-1962
- 24, Eddie Jackson, Oklahoma City vs. Creighton, 1st R, 3-9-1964

REBOUNDS SINCE 1973

- 25, Oscar Tshiebwe, Kentucky vs. Providence, 1st R, 3-17-2023
- 23, Angel Delgado, Seton Hall vs. Kansas, 2d R, 3-17-2018
- 22, Tim Duncan, Wake Forest vs. Saint Mary's (CA), 1st R, 3-14-1997
- 22, Luke Harangody, Notre Dame vs. Washington St., 2d R, 3-22-2008
- 21, Leon Douglas, Alabama vs. Arizona St., 1st R, 3-15-1975
- 21, Loy Vaught, Michigan vs. Illinois St., 1st R, 3-16-1990
- 21, Joe Smith, Maryland vs. Texas, 2d R, 3-18-1995

ASSISTS

- 16, Earl Watson, UCLA vs. Maryland, 2d R, 3-18-2000
- 16, Mitch Johnson, Stanford vs. Marquette, 2d R, 3-22-2008
- 16, Ja Morant, Murray St. vs. Marquette, 1st R, 3-21-2019
- 15, Kenny Patterson, DePaul vs. Syracuse, 1st R, 3-15-1985
- 15, Keith Smart, Indiana vs. Auburn, 2d R, 3-14-1987
- 15, Pepe Sanchez, Temple vs. Lafayette, 1st R, 3-17-2000
- 15, Aaron Craft, Ohio St. vs. George Mason, 3d R, 3-20-2011

-
- 16, Sam Crawford, *New Mexico St. vs. Nebraska, 1st R, 3-19-1993

BLOCKED SHOTS

- 11, Shaquille O'Neal, LSU vs. BYU, 1st R, 3-19-1992
- 10, Shawn Bradley, BYU vs. Virginia, 1st R, 3-14-1991
- 10, Cole Aldrich, Kansas vs. Dayton, 2d R, 3-22-2009
- 9, Walker Kessler, Auburn vs. Jacksonville St., 1st R, 3-18-2022
- 8, 11 tied [most recent: Brice Johnson, 1st R, 3-17-2016]

STEALS

- 8, Darrell Hawkins, Arkansas vs. Holy Cross, 1st R, 3-18-1993
- 8, Grant Hill, Duke vs. California, 2d R, 3-20-1993
- 8, Duane Clemens, Ball St. vs. UCLA, 1st R, 3-16-2000
- 8, Russ Smith, *Louisville vs. N.C. A&T, 2d R, 3-21-2013
- 8, JD Notae, Arkansas vs. New Mexico St., 2d R, 3-19-2022

TEAM RECORDS

POINTS

- 149, Loyola Marymount vs. Michigan (115), 2d R, 3-18-1990
- 124, Oklahoma vs. Louisiana Tech (81), 2d R, 3-18-1989
- 123, North Carolina vs. Loyola Marymount (97), 2d R, 3-19-1988
- 121, UNLV vs. San Francisco (95), 1st R, 3-12-1977
- 121, Tennessee vs. Long Beach St. (86), 1st R, 3-16-2007

FEWEST POINTS

- 29, Mississippi Val. vs. UCLA (70), 1st R, 3-20-2008
- 32, Wisconsin vs. Missouri St. (43), 1st R, 3-12-1999
- 34, Montana vs. Syracuse (81), 2d R, 3-21-2013
- 35, Alabama St. vs. Michigan St. (69), 1st R, 3-16-2001
- 35, American vs. Wisconsin (75), 2d R, 3-20-2014

WINNING MARGIN

- 69, Loyola Chicago (111) vs. Tennessee Tech (42), 1st R, 3-11-1963
- 58, Kansas (110) vs. Prairie View (52), 1st R, 3-13-1998
- 56, UConn (103) vs. Chattanooga (47), 1st R, 3-19-2009
- 49, Syracuse (101) vs. Brown (52), 1st R, 3-14-1986
- 47, DePaul (99) vs. Eastern Ky. (52), 1st R, 3-9-1965
- 47, Duke (84) vs. Winthrop (37), 1st R, 3-14-2002
- 47, Syracuse (81) vs. Montana (34), 2d R, 3-21-2013

POINTS BY LOSING TEAM

- 115, Wyoming vs. Loyola Marymount (119), 1st R, 3-17-1988
- 115, Michigan vs. Loyola Marymount (149), 2d R, 3-18-1990
- 105, Wake Forest vs. West Virginia (111), 2d R, 3-19-2005 (OT)
- 102, UCLA vs. Tulsa (112), 1st R, 3-18-1994
- 101, Marshall vs. Louisiana (112), 1st R, 3-11-1972
- 101, Loyola Marymount vs. Arkansas (120), 1st R, 3-16-1989
- 101, Cincinnati vs. UCLA (105), 2d R, 3-17-2002 (2 OT)

FIELD GOALS

- 50, Notre Dame vs. Austin Peay, 1st R, 3-9-1974
- 49, UNLV vs. San Francisco, 1st R, 3-12-1977
- 49, North Carolina vs. Loyola Marymount, 2d R, 3-19-1988
- 49, Loyola Marymount vs. Michigan, 2d R, 3-18-1990
- 48, Oklahoma vs. Louisiana Tech, 2d R, 3-18-1989

FIELD GOALS ATTEMPTED

- 112, Marshall vs. Louisiana, 1st R, 3-11-1972
- 103, Loyola Marymount vs. North Carolina, 2d R, 3-19-1988
- 98, Loyola Marymount vs. Arkansas, 1st R, 3-16-1989
- 98, Oklahoma vs. Louisiana Tech, 2d R, 3-18-1989

FIELD-GOAL PERCENTAGE

- 80.0% (28-35), Oklahoma St. vs. Tulane, 2d R, 3-22-1992
- 79.0% (49-62), North Carolina vs. Loyola Marymount, 2d R, 3-19-1988
- 75.0% (33-44), Northeastern vs. VCU, 1st R, 3-16-1984
- 73.2% (30-41), NC State vs. UTEP, 2d R, 3-17-1985
- 71.4% (30-42), Villanova vs. Marshall, 1st R, 3-16-1984
- 71.4% (25-35), Georgetown vs. Notre Dame, 2nd R, 3-19-1989

-
- 72.7% (40-55), *Alabama vs. New Orleans, 2d R, 3-14-1987

LOWEST FIELD-GOAL PERCENTAGE

- 19.7% (13-66), Mississippi Val. vs. UCLA, 1st R, 3-20-2008
- 20.4% (11-54), Montana vs. Syracuse, 2d R, 3-21-2013
- 20.7% (12-58), Cal Poly vs. Wichita St., 2d-R, 3-21-2014
- 22.0% (18-82), Tennessee Tech vs. Loyola Chicago, 1st R, 3-11-1963
- 22.2% (16-72), Dayton vs. Kansas, 2d R, 3-22-2009

THREE-POINT FIELD GOALS

- 21, Loyola Marymount vs. Michigan, 2d R, 3-18-1990
- 18, Duke vs. Monmouth, 1st R, 3-15-2001
- 17, Villanova vs. Alabama, 2d R, 3-17-2018
- 16, 11 tied (most recent: Alabama vs. Maryland, 2d R, 3-22-2021; Colorado vs. Georgetown, 1st R, 3-20-2021)

THREE-POINT FIELD GOALS ATTEMPTED

- 43, Saint Joseph's vs. Boston College, 2d R, 3-15-1997 (OT)
- 42, LIU vs. Villanova, 1st R, 3-13-1997
- 42, Drake vs. Western Ky., 1st R, 3-21-2008 (OT)
- 41, Villanova vs. Alabama, 2d R, 3-17-2018
- 41, Iona vs. North Carolina, 1st R, 3-22-2019

THREE-POINT FIELD-GOAL PERCENTAGE

(Minimum Seven 3FGM)

- 88.9% (8-9), Kansas St. vs. Georgia, 1st R, 3-12-1987 (OT)
80.0% (8-10), Maryland vs. Massachusetts, 2d R, 3-19-1994
77.8% (7-9), Colorado vs. Indiana, 1st R, 3-13-1997
76.9% (10-13), Kansas St. vs. DePaul, 2d R, 3-19-1988
73.7% (14-19), Duke vs. Southern Ill., 1st R, 3-18-1993
-
- 81.8% (9-11), *Alabama vs. N.C. A&T, 1st R, 3-13-1987

FREE THROWS

- 41, Navy vs. Syracuse, 2d R, 3-16-1986
39, UTEP vs. Tulsa, 1st R, 3-15-1985
38, Baylor vs. Nebraska, 2d-R, 3-21-2014
37, Morehead St. vs. Pittsburgh, 1st R, 3-11-1957
37, Xavier vs. Kansas St., 1st R, 3-16-1990

FREE THROWS ATTEMPTED

- 55, UTEP vs. Tulsa, 1st R, 3-15-1985
54, Morehead St. vs. Pittsburgh, 1st R, 3-11-1957
52, Weber St. vs. Hawaii, 1st R, 3-11-1972
52, Navy vs. Syracuse, 2d R, 3-16-1986
50, Notre Dame vs. Kansas, 1st R, 3-15-1975

FREE-THROW PERCENTAGE

(Minimum 15 FTM)

- 100% (22-22), Creighton vs. Baylor, 2d R, 3-19-2023
100% (18-18), Kentucky vs. Utah, 2d R, 3-23-2003
100% (17-17), Dayton vs. Villanova, 1st R, 3-15-1985
100% (17-17), Notre Dame vs. West Virginia, 2d R, 3-18-2017
96.2% (25-26), Texas vs. New Mexico St., 1st R, 3-16-2007
96.2%, (25-26), Michigan St. vs. Bradley, 1st R, 3-21-2019

REBOUNDS

- 86, Notre Dame vs. Tennessee Tech, 1st R, 3-11-1958
70, Western Ky. vs. Miami (FL), 1st R, 3-8-1960
68, Utah vs. Southern California, 1st R, 3-7-1960
68, Marshall vs. Louisiana, 1st R, 3-11-1972
66, Loyola Chicago vs. Tennessee Tech, 1st R, 3-11-1963
66, Arizona St. vs. Loyola Marymount, 1st R, 3-7-1980

REBOUND MARGIN

- 43, Florida (62) vs. Jackson St. (19), 1st R, 3-16-2007
42, Notre Dame (86) vs. Tennessee Tech (44), 1st R, 3-11-1958
35, St. John's (NY) (56) vs. UConn (21), 1st R, 3-20-1951

- 35, Kansas (64) vs. Prairie View (29), 1st R, 3-13-1998
34, Kansas (61) vs. Jackson St. (27), 1st R, 3-13-1997
33, Kansas (56) vs. Syracuse (23), 2d R, 3-18-2001

ASSISTS

- 36, North Carolina vs. Loyola Marymount, 2d R, 3-19-1988
35, Kentucky vs. San Jose St., 1st R, 3-14-1996
33, Loyola Marymount vs. Michigan, 2d R, 3-18-1990
33, Kansas vs. Chattanooga, 1st R, 3-17-1994
33, Kentucky vs. Mount St. Mary's, 1st R, 3-16-1995

BLOCKED SHOTS

- 15, Kentucky vs. Stony Brook, 3-17-2016
13, BYU vs. Virginia, 1st R, 3-14-1991
13, Kansas vs. Jackson St., 1st R, 3-13-1997
13, UCLA vs. Mississippi Val., 1st R, 3-20-2008
13, Wake Forest vs. Cleveland St., 1st R, 3-20-2009
12, nine tied (most recent: Houston vs. Auburn, 2d R, 3-18-2023)

STEALS

- 19, Providence vs. Austin Peay, 2d R, 3-14-1987 (OT)
19, UConn vs. Boston U., 1st R, 3-15-1990
18, Xavier vs. Kansas, 1st R, 3-18-1988
18, Arkansas vs. Holy Cross, 1st R, 3-18-1993
18, Louisville vs. Tulsa, 1st R, 3-15-1996
18, Mississippi Val. vs. Georgetown, 1st R, 3-15-1996
18, Penn St. vs. North Carolina, 2d R, 3-18-2001
-
- 20, *Louisville vs. N.C. A&T, 2d R, 3-21-2013

PERSONAL FOULS

- 39, Kansas vs. Notre Dame, 1st R, 3-15-1975
36, North Carolina vs. Texas A&M, 2d R, 3-9-1980
35, Hawaii vs. Weber St., 1st R, 3-11-1972
35, DePaul vs. Boston College, 2d R, 3-14-1982
34, four tied (most recent: Northeastern vs. Purdue, 1st R, 3-13-1987; UTEP vs. Arizona, 1st R, 3-13-1987 [OT])

PLAYERS DISQUALIFIED

- 6, Kansas vs. Notre Dame, 1st R, 3-15-1975
5, DePaul vs. Boston College, 2d R, 3-14-1982
5, Wyoming vs. Loyola Marymount, 1st R, 3-17-1988
4, 13 tied (most recent: Florida St. vs. Iowa, 1st R, 3-18-1988)

TWO-TEAM RECORDS

POINTS

- 264, Loyola Marymount (149) vs. Michigan (115), 2d R, 3-18-1990
234, Loyola Marymount (119) vs. Wyoming (115), 1st R, 3-17-1988

- 221, Arkansas (120) vs. Loyola Marymount (101), 1st R, 3-16-1989
220, North Carolina (123) vs. Loyola Marymount (97), 2d R, 3-19-1988
216, UNLV (121) vs. San Francisco (95), 1st R, 3-12-1977
216, West Virginia (111) vs. Wake Forest (105), 2d R, 3-19-2005 (OT)

FEWEST POINTS

- 73, Georgetown (37) vs. SMU (36), 2d R, 3-18-1984
75, Missouri St. (43) vs. Wisconsin (32), 1st R, 3-12-1999
84, Princeton (43) vs. UCLA (41), 1st R, 3-14-1996
87, Kansas (49) vs. Ohio (38), 1st R, 3-14-1985
90, Boston College (48) vs. UConn (42), 1st R, 3-11-1967
90, Wisconsin (47) vs. Pittsburgh (43), 1st R, 3-18-2016

FIELD GOALS

- 94, Loyola Marymount (49) vs. Michigan (45), 2d R, 3-18-1990
89, Wyoming (47) vs. Loyola Marymount (42), 1st R, 3-17-1998
85, UNLV (49) vs. San Francisco (36), 1st R, 3-12-1997
84, La Salle (42) vs. Villanova (42), 1st R, 3-12-1978
82, Notre Dame (46) vs. Ohio (36), 1st R, 3-7-1970
82, North Carolina (49) vs. Loyola Marymount (33), 2d R, 3-19-1988
82, Arkansas (47) vs. Loyola Marymount (35), 1st R, 3-16-1989

-
- 84, *Louisiana (42) vs. Marshall (42), 1st R, 3-11-1972

FIELD GOALS ATTEMPTED

- 184, Ohio (94) vs. Notre Dame (90), 1st R, 3-7-1970
179, Notre Dame (95) vs. Tennessee Tech (84), 1st R, 3-11-1958
179, Loyola Marymount (98) vs. Arkansas (81), 1st R, 3-16-1989
177, New Mexico St. (91) vs. Rice (86), 1st R, 3-7-1970
175, Oklahoma (98) vs. Louisiana Tech (77), 2nd R, 3-18-1989

-
- 192, Marshall (112) vs. *Louisiana (80), 1st R, 3-11-1972

THREE-POINT FIELD GOALS

- 30, Drake (16) vs. Western Ky. (14), 1st R, 3-21-2008 (OT)
28, Seton Hall (15) vs. Temple (13), 2d R, 3-19-2000 (OT)
28, Baylor (16) vs. Syracuse (12), 1st R, 3-21-2019
27, Missouri (15) vs. Marquette (12), 2d R, 3-22-2003 (OT)
27, Purdue (16) vs. Villanova (11), 2d R, 3-23-2019

27, Wisconsin (15) vs. *Missouri (12), 2d R, 3-19-1994

55, Michigan (30) vs. *Florida (25), 2d R, 3-19-1988

THREE-POINT FIELD GOALS

ATTEMPTED

71, Ohio St. (40) vs. South Dakota St. (31), 1st R, 3-15-2018

70, Drake (42) vs. Western Ky. (28), 1st R, 3-21-2008 (OT)

68, Villanova (38) vs. Purdue (30), 2d R, 3-23-2019

67, San Diego St. (40) vs. Syracuse (27), 1st R, 3-19-2021

66, UCLA (36) vs. Cincinnati (30), 2d R, 3-17-2002 (2 OT)

66, North Carolina (35) vs. Marquette (31), 1st R, 3-17-2022

FREE THROWS

69, Morehead St. (37) vs. Pittsburgh (32), 1st R, 3-11-1957

63, Manhattan (35) vs. West Virginia (28), 1st R, 3-11-1958

62, Missouri (34) vs. Miami (FL) (28), 1st R, 3-14-2002

60, Purdue (31) vs. Northeastern (29), 1st R, 3-13-1987

58, Oregon St. (32) vs. Oklahoma St. (26), 2d R, 3-21-2021

FREE THROWS ATTEMPTED

97, Morehead St. (54) vs. Pittsburgh (43), 1st R, 3-11-1957

91, Manhattan (49) vs. West Virginia (42), 1st R, 3-11-1958

83, Purdue (45) vs. Northeastern (38), 1st R, 3-13-1987

80, Villanova (42) vs. Duke (38), 1st R, 3-8-1955

80, Maryland (42) vs. Boston College (38), 1st R, 3-11-1958

REBOUNDS

130, Notre Dame (86) vs. Tennessee Tech (44), 1st R, 3-11-1958

121, Utah (68) vs. Southern California (53), 1st R, 3-7-1960

119, Massachusetts (60) vs. NYU (59), 1st R, 3-12-1962

119, Loyola Marymount (65) vs. Arkansas (54), 1st R, 3-16-1989

116, Western Ky. (61) vs. Jacksonville (55), 1st R, 3-13-1971

134, Marshall (68) vs. *Louisiana (66), 1st R, 3-11-1972

ASSISTS

54, Loyola Marymount (33) vs. Michigan (21), 2d R, 3-18-1990

53, North Carolina (36) vs. Loyola Marymount (17), 2d R, 3-19-1988

52, Wyoming (29) vs. Loyola Marymount (23), 1st R, 3-17-1988

51, Wake Forest (27) vs. Alabama (24), 2d R, 3-17-1991

51, Kentucky (35) vs. San Jose St. (16), 1st R, 3-14-1996

BLOCKED SHOTS

18, Iowa (10) vs. Duke (8), 2d R, 3-21-1992

18, Kansas (13) vs. Jackson St. (5), 1st R, 3-13-1997

18, UCLA (13) vs. Mississippi Val. (5), 1st R, 3-20-2008

18, Memphis (11) vs. Mississippi St. (7), 2d R, 3-23-2008

18, Kansas (12) vs. Dayton (6), 2d R, 3-22-2009

18, Kentucky (15) vs. Stony Brook (3), 1st R, 3-17-2016

STEALS

28, N.C. A&T (16) vs. Arkansas (12), 1st R, 3-18-1994

28, Purdue (16) vs. Delaware (12), 1st R, 3-13-1998

28, TCU (16) vs. Florida St. (12), 1st R, 3-13-1998

28, Florida (15) vs. Weber St. (13), 2d R, 3-13-1999

PERSONAL FOULS

61, West Virginia (32) vs. Manhattan (29), 1st R, 3-11-1958

61, Utah (33) vs. Pepperdine (28), 1st R, 3-19-1979

59, Loyola Marymount (33) vs. Arkansas (26), 1st R, 3-16-1989

59, Northeastern (34) vs. Purdue (25), 1st R, 3-13-1987

58, Kansas (39) vs. Notre Dame (19), 1st R, 3-15-1975

58, Tulsa (34) vs. UTEP (24), 1st R, 3-15-1985

REGIONAL GAME RECORDS

A regional final game is indicated by (RF), a regional semifinal game by (RSF), a regional third-place game by (R3d) and a team's appearance later vacated by the NCAA/Committee on Infractions ().*

INDIVIDUAL RECORDS

POINTS

- 56, Oscar Robertson, Cincinnati vs. Arkansas, R3d, 3-15-1958
- 52, Austin Carr, Notre Dame vs. Kentucky, RSF, 3-12-1970
- 47, Austin Carr, Notre Dame vs. Houston, R3d, 3-20-1971
- 46, Dave Corzine, DePaul vs. Louisville, RSF, 3-17-1978 (2 OT)
- 45, Bob Houbregs, Washington vs. Seattle U., RSF, 3-13-1953
- 45, Austin Carr, Notre Dame vs. Iowa, R3d, 3-14-1970

FIELD GOALS

- 22, Austin Carr, Notre Dame vs. Kentucky, RSF, 3-12-1970
- 21, Oscar Robertson, Cincinnati vs. Arkansas, R3d, 3-15-1958
- 21, Austin Carr, Notre Dame vs. Iowa, R3d, 3-14-1970
- 20, Bob Houbregs, Washington vs. Seattle U., RSF, 3-13-1953
- 19, Oscar Robertson, Cincinnati vs. Kansas, RF, 3-12-1960
- 19, Jeff Mullins, Duke vs. Villanova, RSF, 3-13-1964

FIELD GOALS ATTEMPTED

- 40, Austin Carr, Notre Dame vs. Houston, R3d, 3-20-1971
- 39, Austin Carr, Notre Dame vs. Iowa, R3d, 3-14-1970
- 38, Bob Cousy, Holy Cross vs. NC State, RF, 3-25-1950
- 36, Oscar Robertson, Cincinnati vs. Arkansas, R3d, 3-15-1958

- 42, Bo Lamar, *Louisiana vs. Louisville, RSF, 3-16-1972

FIELD-GOAL PERCENTAGE

(Minimum 10 FGM)

- 100% (10-10), Marvin Barnes, Providence vs. Penn, RSF, 3-15-1973
- 100% (10-10), Christian Laettner, Duke vs. Kentucky, RF, 3-28-1992 (OT)
- 92.3% (12-13), Dennis Holman, SMU vs. Cincinnati, R3d, 3-12-1966
- 91.7% (11-12), Pembroke Burrows, Jacksonville vs. Iowa, RSF, 3-12-1970
- 90.9% (10-11), Akeem Olajuwon, Houston vs. Villanova, RF, 3-27-1983

90.9% (10-11), Travis Ford, Kentucky vs. Wake Forest, RSF, 3-25-1993

90.9% (10-11), Torin Francis, Notre Dame vs. Arizona, RSF, 3-27-2003

THREE-POINT FIELD GOALS

- 10, Carsen Edwards, Purdue vs. Virginia, RF, 3-30-2019
- 8, Glen Rice, Michigan vs. North Carolina, RSF, 3-23-1989
- 8, Bo Kimble, Loyola Marymount vs. UNLV, RF, 3-25-1990
- 8, Cuonzo Martin, Purdue vs. Kansas, RSF, 3-24-1994
- 8, Detric Willoughby, Iowa St. vs. UCLA, RSF, 3-20-1997
- 8, Taquan Porter, Oregon vs. UNLV, RSF, 3-23-2007
- 8, Buddy Hield, Oklahoma vs. Oregon, RF, 3-26-2016

THREE-POINT FIELD GOALS ATTEMPTED

- 19, Carsen Edwards, Purdue vs. Virginia, RF, 3-30-2019
- 18, Darius Lane, Seton Hall vs. Oklahoma St., RSF, 3-24-2000
- 17, Detric Willoughby, Iowa St. vs. UCLA, RSF, 3-20-1997
- 17, Kirk Hinrich, Kansas vs. Arizona, RF, 3-29-2003
- 17, Taquan Dean, Louisville vs. West Virginia, RF, 3-26-2005 (OT)
- 16, Jeff Fryer, Loyola Marymount vs. UNLV, RF, 3-25-1990
- 16, Darnell Burton, Cincinnati vs. Mississippi St., RF, 3-24-1996
- 16, Stephen Curry, Davidson vs. Kansas, RF, 3-30-2008

THREE-POINT FIELD-GOAL PERCENTAGE

(Minimum 5 3FGM)

- 100% (6-6), Nik Stauskas, Michigan vs. Florida, RF, 3-31-2013
- 100% (5-5), William Scott, Kansas St. vs. Purdue, RSF, 3-25-1988
- 100% (5-5), Hubert Davis, North Carolina vs. Eastern Mich., RSF, 3-22-1991
- 100% (5-5), Jamal Mashburn, Kentucky vs. Wake Forest, RSF, 3-25-1993
- 85.7% (6-7), Bradford Burgess, VCU vs. Florida St., RSF, 3-25-2011
- 85.7% (6-7), Ben Richardson, Loyola Chicago vs. Kansas St., RF, 3-24-2018

FREE THROWS

- 23, Bob Carney, Bradley vs. Colorado, RSF, 3-12-1954
- 18, John O'Brien, Seattle U. vs. Wyoming, R3d, 3-14-1953
- 18, Wayne Simien, Kansas vs. UAB, RSF, 3-26-2004
- 17, Roger Newman, Kentucky vs. Ohio St., RF, 3-18-1961

17, Barry Kramer, NYU vs. West Virginia, R3d, 3-16-1963

FREE THROWS ATTEMPTED

- 26, Bob Carney, Bradley vs. Colorado, RSF, 3-12-1954
- 24, Donnie Gaunce, Morehead St. vs. Iowa, RSF, 3-16-1956
- 22, John O'Brien, Seattle U. vs. Wyoming, R3d, 3-14-1953
- 22, Wilt Chamberlain, Kansas vs. Oklahoma City, RF, 3-16-1957
- 22, Roger Newman, Kentucky vs. Ohio St., RF, 3-18-1961

FREE-THROW PERCENTAGE

(Minimum 12 FTM)

- 100% (13-13), Bill Bradley, Princeton vs. Providence, RF, 3-13-1965
- 100% (13-13), Mike Maloy, Davidson vs. St. John's (NY), RSF, 3-13-1969
- 100% (13-13), Jordan Miller, Miami (FL) vs. Texas, RF, 3-26-2023
- 100% (12-12), Tom Gola, La Salle vs. Princeton, RSF, 3-11-1955
- 100% (12-12), Dan Issel, Kentucky vs. Miami (OH), R3d, 3-15-1969
- 100% (12-12), Larry Finch, Memphis vs. Kansas St., RF, 3-17-1973
- 100% (12-12), Wesley Cox, Louisville vs. Oral Roberts, RSF, 3-14-1974
- 100% (12-12), Michael Jackson, Georgetown vs. UNLV, RSF, 3-23-1984
- 100% (12-12), Michael Doleac, Utah vs. Stanford, RSF, 3-20-1997
- 100% (12-12), Wayne Blackshear, *Louisville vs. Michigan St., 3-29-2015

REBOUNDS

- 34, Fred Cohen, Temple vs. UConn, RSF, 3-16-1956
- 31, Nate Thurmond, Bowling Green vs. Mississippi St., R3d, 3-16-1963
- 30, Jerry Lucas, Ohio St. vs. Kentucky, RF, 3-18-1961
- 28, Elvin Hayes, Houston vs. Pacific, R3d, 3-12-1966
- 27, John Green, Michigan St. vs. Notre Dame, RSF, 3-15-1957

REBOUNDS SINCE 1973

- 26, Phil Hubbard, Michigan vs. Detroit Mercy, RSF, 3-17-1977
- 24, Tom Burleson, NC State vs. Providence, RSF, 3-14-1974
- 23, Kent Benson, Indiana vs. Kentucky, RSF, 3-22-1975
- 22, Tim Duncan, Wake Forest vs. Oklahoma St., RSF, 3-24-1995
- 22, Tyler Zeller, North Carolina vs. Ohio, RSF, 3-23-2012 (OT)
- 22, Armando Bacot, North Carolina vs. Saint Peter's, RF, 3-27-2022

ASSISTS

- 19, Markquis Nowell, Kansas St. vs. Michigan St., RSF, 3-23-2023 (OT)
- 13, Rumeal Robinson, Michigan vs. North Carolina, RSF, 3-23-1989
- 13, Anderson Hunt, UNLV vs. Loyola Marymount, RF, 3-25-1990
- 13, Andre Miller, Utah vs. Arizona, RF, 3-21-1998
- 13, Jason Richards, Davidson vs. Wisconsin, RSF, 3-28-2008
- 12, seven tied (most recent: Markquis Nowell, Kansas St. vs. Fla. Atlantic, RF, 3-25-2023)

BLOCKED SHOTS

- 10, Jeff Withey, Kansas vs. North Carolina, RSF, 3-23-2012
- 9, David Robinson, Navy vs. Cleveland St., RSF, 3-21-1986
- 8, Mark Strickland, Temple vs. Oklahoma St., RSF, 3-22-1991 (OT)
- 8, Tim Duncan, Wake Forest vs. Oklahoma St., RSF, 3-24-1995
- 8, Jordan Bell, Oregon vs. Kansas, RF, 3-25-2017
- 7, Pervis Ellison, Louisville vs. Illinois, RSF, 3-24-1989
- 7, Tim Duncan, Wake Forest vs. Louisville, RSF, 3-21-1996
- 7, Ken Johnson, Ohio St. vs. St. John's (NY), RSF, 3-20-1999
- 7, Loren Woods, Arizona vs. Illinois, RF, 3-25-2001
- 7, Gorgui Dieng, *Louisville vs. Michigan St., RSF, 3-22-2012

STEALS

- 7, Ricky Grace, Oklahoma vs. Iowa, RSF, 3-20-1987 (OT)
- 7, T.J. Ford, Texas vs. Oregon, RSF, 3-24-2002
- 6, ten times (most recent: Xavier Simpson, Michigan vs. Texas A&M, RSF, 3-22-2018)

TEAM RECORDS

POINTS

- 131, UNLV vs. Loyola Marymount (101), RF, 3-25-1990
- 121, Iowa vs. Notre Dame (106), R3d, 3-14-1970
- 119, Houston vs. Notre Dame (106), R3d, 3-20-1971
- 118, Notre Dame vs. Vanderbilt (88), R3d, 3-16-1974
- 114, Arizona vs. UNLV (109), RSF, 3-18-1976 (OT)

FEWEST POINTS

- 20, North Carolina vs. Pittsburgh (26), RF, 3-21-1941
- 24, Springfield vs. Indiana (48), RF, 3-22-1940
- 26, Pittsburgh vs. North Carolina (20), RF, 3-21-1941
- 29, Western Ky. vs. Duquesne (30), RF, 3-22-1940
- 29, Baylor vs. Oklahoma St. (44), RF, 3-22-1946

WINNING MARGIN

- 49, UCLA (109) vs. Wyoming, (60), RSF, 3-17-1967
- 47, Duke (101) vs. UConn (54), RF, 3-14-1964
- 40, Cincinnati (99) vs. DePaul (59), RSF, 3-11-1960
- 40, Princeton (109) vs. Providence (69), RF, 3-13-1965
- 39, Louisville (103) vs. Arizona (64), RSF, 3-27-2009
- 39, Kentucky (78) vs. West Virginia (39), RSF, 3-26-2015
- 43, *Villanova (90) vs. Penn (47), RF, 3-20-1971

POINTS BY LOSING TEAM

- 109, UNLV vs. Arizona (114), RSF, 3-18-1976 (OT)
- 106, Notre Dame vs. Iowa (121), R3d, 3-14-1970
- 106, Notre Dame vs. Houston (119), R3d, 3-20-1971
- 103, Iowa vs. Jacksonville (104), RSF, 3-12-1970
- 103, Kentucky vs. Duke (104), RF, 3-28-1992 (OT)

FIELD GOALS

- 52, Iowa vs. Notre Dame, R3d, 3-14-1970
- 51, UCLA vs. Dayton, RSF, 3-14-1974 (3 OT)
- 51, UNLV vs. Loyola Marymount, RF, 3-25-1990
- 50, Kentucky vs. Austin Peay, RSF, 3-15-1973 (OT)
- 49, Notre Dame vs. Vanderbilt, R3d, 3-16-1974

FIELD GOALS ATTEMPTED

- 106, Indiana vs. Miami (OH), R3d, 3-15-1958
- 103, Saint Joseph's vs. West Virginia, R3d, 3-12-1960
- 102, Notre Dame vs. Houston, R3d, 3-20-1971
- 101, Holy Cross vs. NC State, RSF, 3-24-1950
- 100, Iowa vs. Morehead St., RSF, 3-16-1956
- 100, UCLA vs. San Francisco, RSF, 3-16-1956
- 100, Houston vs. Pacific, R3d, 3-12-1966

FIELD-GOAL PERCENTAGE

- 74.4% (29-39), Georgetown vs. Oregon St., RF, 3-20-1982
- 68.8% (33-48), Providence vs. Alabama, RSF, 3-19-1987
- 68.6% (35-51), Indiana vs. Saint Joseph's, RF, 3-22-1981
- 68.3% (41-60), Princeton vs. Providence, RF, 3-13-1965
- 68.3% (28-41), NC State vs. Utah, RSF, 3-24-1983

LOWEST FIELD-GOAL PERCENTAGE

- 12.7% (8-63), Springfield vs. Indiana, RSF, 3-22-1940
- 13.9% (10-72), Harvard vs. Ohio St., RSF, 3-21-1946
- 19.4% (14-72), Creighton vs. Cincinnati, RSF, 3-16-1962
- 20.6% (13-63), Arkansas vs. Oregon St., RSF, 3-18-1949
- 22.6% (12-53), Marquette vs. Syracuse, RF, 3-30-2013

THREE-POINT FIELD GOALS

- 18, West Virginia vs. Louisville, RF, 3-26-2005 (OT)
- 17, Loyola Marymount vs. UNLV, RF, 3-25-1990
- 17, Auburn vs. North Carolina, RSF, 3-29-2019
- 16, Kentucky vs. Wake Forest, RSF, 3-25-1993
- 16, Illinois vs. Arizona, RF, 3-26-2005 (OT)
- 16, Tennessee vs. Ohio St., RSF, 3-22-2007

THREE-POINT FIELD GOALS ATTEMPTED

- 41, Loyola Marymount vs. UNLV, RF, 3-25-1990
- 37, BYU vs. Florida, RSF, 3-24-2011
- 37, Auburn vs. North Carolina, RSF, 3-29-2019
- 36, Tulsa vs. Arkansas, RSF, 3-25-1994
- 36, Kentucky vs. North Carolina, RF, 3-23-1995
- 36, *Kansas vs. Duke, RF, 3-25-2018 (OT)

THREE-POINT FIELD-GOAL PERCENTAGE

(Minimum Seven 3FGM)

- 80.0% (8-10), Kansas St. vs. Purdue, RSF, 3-25-1988
- 78.9% (15-19), Indiana vs. Kent St., RF, 3-23-2002
- 72.7% (8-11), Duke vs. Indiana, RSF, 3-20-1987
- 72.7% (8-11), Kansas vs. California, RSF, 3-25-1993
- 70.0% (7-10), St. John's (NY) vs. Duke, RF, 3-24-1991

FREE THROWS

- 43, Arizona vs. Illinois, RF, 3-25-2001
- 41, Utah vs. Santa Clara, R3d, 3-12-1960
- 39, Seattle U. vs. Utah, R3d, 3-12-1955
- 38, Bradley vs. Colorado, RSF, 3-12-1954
- 38, Loyola Chicago vs. Kentucky, R3d, 3-14-1964

FREE THROWS ATTEMPTED

- 56, Arizona vs. Illinois, RF, 3-25-2001
- 53, Morehead St. vs. Iowa, RSF, 3-16-1956
- 52, Iowa vs. Morehead St., RSF, 3-16-1956
- 52, Seattle U. vs. UCLA, R3d, 3-17-1956
- 51, Seattle U. vs. Utah, R3d, 3-12-1955

FREE-THROW PERCENTAGE

(Minimum 15 FTM)

- 100% (22-22), Fordham vs. South Carolina, R3d, 3-20-1971
- 100% (17-17), Villanova vs. Kentucky, RSF, 3-24-1988
- 100% (15-15), Villanova vs. Houston, RF, 3-26-2022
- 95.7% (22-23), Villanova vs. Pittsburgh, RF, 3-28-2009
- 95.5% (21-22), Vanderbilt vs. Marquette, RSF, 3-14-1974
- 95.5% (21-22), UConn vs. Michigan St., RF, 3-30-2014

REBOUNDS

- 76, Temple vs. UConn, RSF, 3-16-1956
- 76, Houston vs. TCU, RF, 3-16-1968
- 76, UCLA vs. Weber St., RSF, 3-18-1972
- 72, UCLA vs. Seattle U., R3d, 3-17-1956
- 72, Seattle U. vs. Utah St., R3d, 3-14-1964

REBOUND MARGIN

- 33, Cincinnati (68) vs. Texas Tech (35), RSF, 3-17-1961
- 33, North Carolina (63) vs. Ohio (30), RSF, 3-23-2012 (OT)
- 29, Utah (59) vs. Loyola Marymount (30), RSF, 3-17-1961
- 29, Kansas (63) vs. Oregon (34), RF, 3-24-2002
- 29, Texas (45) vs. West Virginia (16), RSF, 3-23-2006

ASSISTS

- 35, UNLV vs. Loyola Marymount, RF, 3-25-1990
- 31, Arkansas vs. Tulsa, RSF, 3-25-1994
- 29, Louisville vs. Arizona, RSF, 3-27-2009
- 27, Kentucky vs. Arizona St., RSF, 3-23-1995
- 26, Louisiana Tech vs. Oklahoma, RSF, 3-21-1985
- 26, Georgetown vs. North Carolina, RF, 3-25-2007
- 26, Virginia vs. Iowa St., RSF, 3-25-2016
- 26, Kansas St. vs. Michigan St., RSF, 3-23-2023 (OT)

BLOCKED SHOTS

- 14, Kentucky vs. UCLA, RSF, 3-20-1998
- 13, Louisville vs. Illinois, RSF, 3-24-1989
- 11, Duke vs. Temple, RF, 3-26-1988
- 11, North Carolina vs. Georgetown, RSF, 3-23-1995
- 11, Georgetown vs. North Carolina, RF, 3-25-2007 (OT)
- 11, Kansas St. vs. Xavier, RSF, 3-25-2010 (2 OT)
- 11, Kentucky vs. Ohio St., RSF, 3-25-2011
- 11, Kansas vs. NC State, RSF, 3-23-2012
- 11, Kansas vs. Providence, RSF, 3-25-2022

STEALS

- 19, Washington vs. UConn, RSF, 3-24-2006 (OT)
- 17, Duke vs. St. John's (NY), RF, 3-24-1991
- 17, Duke vs. UCLA, RSF, 3-22-2001
- 17, Kansas vs. UCLA, RF, 3-24-2007

- 16, *Massachusetts vs. Georgetown, RF, 3-23-1996

PERSONAL FOULS

- 41, Dayton vs. Illinois, RSF, 3-21-1952
- 36, UCLA vs. Seattle U., R3d, 3-17-1956
- 36, Illinois vs. Arizona, RF, 3-25-2001
- 35, Iowa vs. Morehead St., RSF, 3-16-1956
- 35, DePaul vs. VMI, RSF, 3-18-1976 (OT)

- 35, *Texas Tech vs. Georgetown, RSF, 3-21-1996

PLAYERS DISQUALIFIED

- 6, Illinois vs. Arizona, RF, 3-25-2001
- 5, Dayton vs. Illinois, RSF, 3-21-1952
- 5, Saint Joseph's vs. West Virginia, RSF, 3-13-1959
- 5, DePaul vs. VMI, RSF, 3-18-1976 (OT)

- 5, Syracuse vs. Virginia, RSF, 3-22-1984
- 5, Washington vs. UConn, RSF, 3-24-2006 (OT)

TWO-TEAM RECORDS

POINTS

- 232, UNLV (131) vs. Loyola Marymount (101), RF, 3-25-1990
- 227, Iowa (121) vs. Notre Dame (106), R3d, 3-14-1970
- 225, Houston (119) vs. Notre Dame (106), R3d, 3-20-1971
- 223, Arizona (114) vs. UNLV (109), RSF, 3-18-1976 (OT)
- 214, Oklahoma City (112) vs. BYU (102), R3d, 3-13-1965

FEWEST POINTS

- 46, Pittsburgh (26) vs. North Carolina (20), RF, 3-21-1941
- 59, Duquesne (30) vs. Western Ky. (29), RF, 3-22-1940
- 70, Southern California (38) vs. Colorado (32), RF, 3-22-1940
- 72, Villanova (42) vs. Brown (30), RF, 3-17-1939
- 72, Indiana (48) vs. Springfield (24), RF, 3-22-1940

FIELD GOALS

- 97, Iowa (52) vs. Notre Dame (45), R3d, 3-14-1970
- 91, UCLA (51) vs. Dayton (40), RSF, 3-14-1974 (3 OT)
- 86, six tied (most recent: UNLV [51] vs. Loyola Marymount [35], RF, 3-25-1990)

- 96, Kentucky (50) vs. *Austin Peay (46), RSF, 3-15-1973 (OT)

FIELD GOALS ATTEMPTED

- 195, Iowa (98) vs. Notre Dame (97), R3d, 3-14-1970
- 194, Indiana (106) vs. Miami (OH) (88), R3d, 3-15-1958
- 194, Houston (100) vs. Pacific (94), R3d, 3-12-1966
- 188, Saint Joseph's (103) vs. West Virginia (85), R3d, 3-12-1960

- 196, *Austin Peay (99) vs. Kentucky (97), RSF, 3-15-1973 (OT)

THREE-POINT FIELD GOALS

- 29, West Virginia (18) vs. Louisville (11), RF, 3-26-2005 (OT)
- 27, Purdue (15) vs. Tennessee (12), RSF, 3-28-2019
- 25, Kansas (15) vs. Purdue (10), RSF, 3-23-2017
- 24, Loyola Marymount (17) vs. UNLV (7), RF, 3-25-1990
- 24, Tennessee (16) vs. Ohio St. (8), RSF, 3-22-2007
- 24, Indiana (13) vs. North Carolina (11), RSF, 3-25-2016
- 24, Auburn (17) vs. North Carolina (7), RSF, 3-29-2019
- 24, Michigan St. (13) vs. Kansas St. (11), RSF, 3-23-2023 (OT)

THREE-POINT FIELD GOALS

ATTEMPTED

- 71, BYU (37) vs. Florida (34), RSF, 3-24-2011
- 65, Auburn (37) vs. North Carolina (28), RSF, 3-29-2019
- 59, Loyola Marymount (41) vs. UNLV (18), RF, 3-25-1990
- 59, Purdue (32) vs. Virginia (27), RF, 3-30-2019

- 65, *Kansas (36) vs. Duke (29), RF, 3-25-2018 (OT)

FREE THROWS

- 68, Iowa (35) vs. Morehead St. (33), RSF, 3-16-1956
- 68, Oklahoma City (35) vs. Kansas St. (33), RSF, 3-16-1956
- 64, Bradley (38) vs. Colorado (26), RSF, 3-12-1954
- 63, Seattle U. (39) vs. Utah (24), R3d, 3-12-1955
- 63, La Salle (35) vs. Canisius (28), RF, 3-12-1955
- 63, Arizona (43) vs. Illinois (20), RF, 3-25-2001

FREE THROWS ATTEMPTED

- 105, Morehead St. (53) vs. Iowa (52), RSF, 3-16-1956
- 92, Oklahoma City (48) vs. Kansas St. (44), RSF, 3-16-1956
- 92, Seattle U. (52) vs. UCLA (40), R3d, 3-17-1956
- 89, NYU (49) vs. Saint Joseph's (40), R3d, 3-17-1962
- 88, Seattle U. (51) vs. Utah (37), R3d, 3-12-1955

REBOUNDS

- 132, Pacific (67) vs. Houston (65), R3d, 3-12-1966
- 131, Houston (76) vs. TCU (55), RF, 3-16-1968
- 130, UCLA (76) vs. Weber St. (54), RSF, 3-18-1972
- 128, UCLA (72) vs. Seattle U. (56), R3d, 3-17-1956
- 126, Drake (66) vs. Notre Dame (60), RSF, 3-18-1971 (OT)

ASSISTS

- 58, UNLV (35) vs. Loyola Marymount (23), RF, 3-25-1990
- 51, Arkansas (31) vs. Tulsa (20), RSF, 3-25-1994
- 47, North Carolina (25) vs. Louisville (22), RSF, 3-20-1986
- 47, Kentucky (24) vs. Duke (23), RF, 3-28-1992 (OT)
- 44, North Carolina (24) vs. Michigan (20), RSF, 3-23-1989
- 44, UConn (22) vs. Maryland (22), RSF, 3-23-1995
- 44, Louisville (29) vs. Arizona (15), RSF, 3-27-2009
- 44, Kansas St. (28) vs. Michigan St. (18), RSF, 3-23-2023 (OT)

BLOCKED SHOTS

- 20, Kentucky (14) vs. UCLA (6), RSF, 3-20-1998
- 17, Duke (11) vs. Temple (6), RF, 3-26-1988
- 17, Kansas (11) vs. NC State (6), RSF, 3-23-2012
- 17, Wichita St. (9) vs. Ohio St. (8), RF, 3-30-2013
- 16, Massachusetts (9) vs. Tulsa (7), RSF, 3-24-1995
- 16, Marquette (8) vs. North Carolina (8), RSF, 3-25-2011

STEALS

32, Kansas (17) vs. UCLA (15), RF, 3-24-2007
27, Loyola Marymount (14) vs. UNLV (13), RF, 3-25-1990
27, Duke (17) vs. UCLA (10), RSF, 3-22-2001
26, Duke (17) vs. St. John's (NY) (9), RF, 3-24-1991
26, Syracuse (13) vs. Oklahoma (13), RF, 3-30-2003
26, Washington (19) vs. UConn (7), RSF, 3-24-2006 (OT)

PERSONAL FOULS

68, Iowa (35) vs. Morehead St. (33), RSF, 3-16-1956
63, UNLV (34) vs. Arizona (29), RSF, 3-18-1976
61, Dayton (41) vs. Illinois (20), RSF, 3-21-1952
61, Colorado (34) vs. Bradley (27), RSF, 3-12-1954
60, UCLA (36) vs. Seattle U. (24), R3d, 3-17-1956
60, Seattle U. (31) vs. UCLA (29), RSF, 3-13-1964

SWEET 16 RECORDS

Sweet 16 Records begin in 1975, the first year that all teams in the tournament would be required to win at least one game to advance to the Sweet 16. The 2020 championship was canceled due to the COVID-19 pandemic but did not count against those with consecutive year streaks.

MOST APPEARANCES IN THE SWEET 16

| | | |
|----|----------------|-----------|
| 30 | North Carolina | 1975-2022 |
| 28 | Duke | 1978-2022 |
| 27 | *Kentucky | 1975-2019 |
| 23 | *Kansas | 1981-2022 |
| 22 | *UCLA | 1975-2023 |
| 20 | *Syracuse | 1975-2021 |
| 19 | Michigan St. | 1978-2023 |
| 18 | *Arizona | 1976-2022 |
| 17 | Indiana | 1975-2016 |
| 17 | *Louisville | 1975-2009 |
| 15 | *UConn | 1976-2023 |
| 13 | Arkansas | 1978-2023 |
| 13 | Gonzaga | 1999-2023 |
| 13 | Michigan | 1976-2022 |
| 13 | Villanova | 1978-2022 |
| 12 | Purdue | 1980-2022 |
| 11 | Georgetown | 1980-2007 |
| 11 | Maryland | 1975-2003 |
| 10 | Alabama | 1976-2023 |
| 10 | *Florida | 1987-2017 |
| 10 | Notre Dame | 1979-2016 |
| 10 | Oklahoma | 1979-2016 |
| 10 | UNLV | 1975-2007 |
| 10 | Virginia | 1981-2019 |
| 10 | Wisconsin | 2000-17 |
| 9 | *Ohio St. | 1980-2013 |
| 9 | Utah | 1977-2005 |
| 9 | Xavier | 1990-2023 |
| 8 | Illinois | 1981-2006 |
| 8 | Marquette | 1976-2013 |
| 8 | Tennessee | 1981-2023 |
| 8 | Texas | 1990-2023 |
| 8 | West Virginia | 1998-2018 |

MOST CONSECUTIVE APPEARANCES IN THE SWEET 16

| | | |
|----|----------------|-----------|
| 13 | North Carolina | 1981-93 |
| 9 | Duke | 1998-2006 |
| 8 | Gonzaga | 2015-23 |
| 7 | Duke | 1986-92 |
| 6 | UCLA | 1975-80 |
| 5 | Kansas | 1993-97 |
| 5 | Kentucky | 1995-99 |
| 5 | Michigan | 2017-22 |
| 5 | Notre Dame | 1975-79 |
| 4 | Arkansas | 1993-96 |
| 4 | Florida | 2011-14 |
| 4 | Houston | 2019-23 |
| 4 | Indiana | 1991-94 |
| 4 | Kansas | 2001-04 |
| 4 | Memphis | 1982-85 |
| 4 | Michigan St. | 1998-2001 |
| 4 | Michigan St. | 2012-15 |
| 4 | Ohio St. | 2010-13 |
| 4 | Virginia | 1981-84 |
| 4 | Wisconsin | 2014-17 |

CURRENT MOST CONSECUTIVE APPEARANCES IN THE SWEET 16

| | | |
|---|---------------|---------|
| 8 | Gonzaga | 2015-23 |
| 4 | Houston | 2019-23 |
| 3 | Arkansas | 2021-23 |
| 3 | UCLA | 2021-23 |
| 2 | Miami (FL) | 2022-23 |
| 1 | Alabama | 2023 |
| 1 | Creighton | 2023 |
| 1 | Fla. Atlantic | 2023 |
| 1 | Kansas St. | 2023 |
| 1 | Michigan St. | 2023 |
| 1 | Princeton | 2023 |
| 1 | San Diego St. | 2023 |
| 1 | Tennessee | 2023 |
| 1 | Texas | 2023 |
| 1 | UConn | 2023 |
| 1 | Xavier | 2023 |

**Does not include vacated appearances.*

SWEET 16 BY SEEDS

| 1979 | 1980 | 1981 | 1982 | 1983 | 1984 | 1985 | 1986 | 1987 | 1988 | 1989 | 1990 | 1991 | 1992 | 1993 | 1994 |
|-----------|-----------|-----------|-----------|-----------|-----------|-----------|-----------|-----------|-----------|-----------|-----------|-----------|-----------|-----------|-----------|
| 1 | 1 | 1 | 1 | 1 | 1 | 1 | 1 | 1 | 1 | 1 | 1 | 1 | 1 | 1 | 1 |
| 1 | 1 | 1 | 1 | 1 | 1 | 1 | 1 | 1 | 1 | 1 | 1 | 1 | 1 | 1 | 1 |
| 1 | 1 | 2 | 1 | 1 | 1 | 1 | 1 | 1 | 1 | 1 | 1 | 1 | 1 | 1 | 1 |
| 2 | 2 | 2 | 2 | 1 | 1 | 2 | 2 | 1 | 1 | 1 | 2 | 1 | 2 | 1 | 2 |
| 2 | 2 | 3 | 2 | 2 | 2 | 2 | 2 | 2 | 2 | 2 | 3 | 2 | 2 | 2 | 2 |
| 2 | 2 | 3 | 2 | 2 | 2 | 2 | 3 | 2 | 2 | 2 | 4 | 2 | 2 | 2 | 2 |
| 3 | 3 | 4 | 2 | 3 | 3 | 3 | 4 | 2 | 2 | 2 | 4 | 2 | 3 | 3 | 3 |
| 3 | 4 | 4 | 3 | 3 | 3 | 3 | 5 | 3 | 3 | 2 | 5 | 3 | 3 | 3 | 3 |
| 3 | 4 | 5 | 3 | 3 | 4 | 4 | 5 | 5 | 4 | 3 | 6 | 3 | 4 | 4 | 3 |
| 4 | 5 | 5 | 3 | 4 | 4 | 5 | 6 | 5 | 5 | 3 | 6 | 3 | 4 | 4 | 4 |
| 4 | 5 | 6 | 4 | 4 | 5 | 5 | 7 | 5 | 5 | 3 | 7 | 4 | 4 | 5 | 4 |
| 5 | 6 | 6 | 4 | 4 | 5 | 7 | 7 | 6 | 6 | 4 | 7 | 4 | 6 | 6 | 5 |
| 5 | 6 | 7 | 4 | 4 | 6 | 8 | 8 | 6 | 6 | 4 | 8 | 4 | 6 | 6 | 6 |
| 6 | 6 | 7 | 5 | 6 | 6 | 11 | 11 | 6 | 7 | 5 | 10 | 10 | 7 | 7 | 9 |
| 9 | 8 | 8 | 6 | 7 | 7 | 11 | 12 | 10 | 11 | 5 | 11 | 11 | 9 | 7 | 10 |
| 10 | 10 | 9 | 8 | 10 | 10 | 12 | 14 | 12 | 13 | 11 | 12 | 12 | 12 | 12 | 12 |
| 61 | 66 | 73 | 51 | 56 | 61 | 78 | 89 | 68 | 70 | 50 | 88 | 64 | 67 | 65 | 68 |

| 1995 | 1996 | 1997 | 1998 | 1999 | 2000 | 2001 | 2002 | 2003 | 2004 | 2005 | 2006 | 2007 | 2008 | 2009 | 2010 |
|-----------|-----------|-----------|-----------|-----------|-----------|-----------|-----------|-----------|-----------|-----------|-----------|-----------|-----------|-----------|-----------|
| 1 | 1 | 1 | 1 | 1 | 1 | 1 | 1 | 1 | 1 | 1 | 1 | 1 | 1 | 1 | 1 |
| 1 | 1 | 1 | 1 | 1 | 1 | 1 | 1 | 1 | 1 | 1 | 1 | 1 | 1 | 1 | 1 |
| 1 | 1 | 1 | 1 | 1 | 2 | 1 | 1 | 1 | 2 | 1 | 1 | 1 | 1 | 1 | 1 |
| 1 | 2 | 1 | 2 | 1 | 3 | 1 | 2 | 1 | 2 | 1 | 1 | 1 | 1 | 1 | 2 |
| 2 | 2 | 2 | 2 | 2 | 4 | 2 | 2 | 2 | 3 | 2 | 2 | 2 | 2 | 2 | 2 |
| 2 | 2 | 2 | 2 | 3 | 4 | 2 | 2 | 2 | 3 | 2 | 2 | 2 | 2 | 2 | 2 |
| 2 | 2 | 4 | 3 | 3 | 4 | 3 | 3 | 3 | 3 | 3 | 3 | 2 | 3 | 2 | 3 |
| 2 | 3 | 4 | 3 | 4 | 5 | 3 | 3 | 3 | 4 | 4 | 3 | 3 | 3 | 2 | 4 |
| 3 | 3 | 4 | 4 | 5 | 6 | 4 | 4 | 3 | 4 | 5 | 4 | 3 | 3 | 3 | 5 |
| 4 | 3 | 5 | 4 | 6 | 6 | 4 | 4 | 5 | 5 | 5 | 4 | 3 | 3 | 3 | 5 |
| 4 | 4 | 6 | 5 | 6 | 6 | 5 | 5 | 5 | 5 | 6 | 5 | 4 | 4 | 3 | 6 |
| 5 | 4 | 6 | 6 | 10 | 7 | 6 | 6 | 5 | 6 | 6 | 6 | 5 | 5 | 3 | 6 |
| 5 | 5 | 6 | 8 | 10 | 8 | 7 | 8 | 6 | 7 | 6 | 7 | 5 | 7 | 4 | 9 |
| 6 | 6 | 10 | 10 | 10 | 8 | 10 | 10 | 7 | 8 | 7 | 7 | 5 | 10 | 4 | 10 |
| 6 | 8 | 10 | 11 | 12 | 10 | 11 | 11 | 10 | 9 | 10 | 11 | 6 | 12 | 5 | 11 |
| 6 | 12 | 14 | 13 | 13 | 10 | 12 | 12 | 12 | 10 | 12 | 13 | 7 | 12 | 12 | 12 |
| 51 | 59 | 77 | 76 | 88 | 85 | 73 | 83 | 67 | 73 | 72 | 71 | 51 | 70 | 49 | 80 |

| 2011 | 2012 | 2013 | 2014 | 2015 | 2016 | 2017 | 2018 | 2019 | ^2020 | 2021 | 2022 | 2023 |
|-----------|-----------|-----------|-----------|-----------|-----------|-----------|-----------|-----------|-------|-----------|-----------|-----------|
| 1 | 1 | 1 | 1 | 1 | 1 | 1 | 1 | 1 | | 1 | 1 | 1 |
| 1 | 1 | 1 | 1 | 1 | 1 | 1 | 1 | 1 | | 1 | 1 | 1 |
| 1 | 1 | 1 | 1 | 1 | 1 | 1 | 2 | 1 | | 1 | 1 | 2 |
| 2 | 1 | 2 | 2 | 2 | 1 | 2 | 2 | 1 | | 2 | 2 | 2 |
| 2 | 2 | 2 | 2 | 2 | 2 | 2 | 3 | 2 | | 2 | 2 | 3 |
| 2 | 2 | 2 | 3 | 3 | 2 | 3 | 3 | 2 | | 3 | 3 | 3 |
| 3 | 3 | 3 | 4 | 3 | 3 | 3 | 4 | 2 | | 4 | 3 | 3 |
| 3 | 3 | 3 | 4 | 4 | 3 | 3 | 5 | 2 | | 5 | 4 | 4 |
| 4 | 4 | 3 | 4 | 4 | 4 | 4 | 5 | 3 | | 5 | 4 | 4 |
| 4 | 4 | 4 | 4 | 5 | 4 | 4 | 5 | 3 | | 6 | 4 | 5 |
| 5 | 4 | 4 | 6 | 5 | 5 | 4 | 7 | 3 | | 7 | 5 | 5 |
| 8 | 6 | 6 | 7 | 6 | 5 | 4 | 7 | 3 | | 8 | 8 | 6 |
| 10 | 7 | 9 | 8 | 7 | 6 | 7 | 9 | 4 | | 11 | 11 | 7 |
| 11 | 10 | 12 | 10 | 7 | 7 | 7 | 9 | 4 | | 11 | 11 | 8 |
| 11 | 11 | 13 | 11 | 8 | 10 | 8 | 11 | 5 | | 12 | 11 | 9 |
| 12 | 13 | 15 | 11 | 11 | 11 | 11 | 11 | 12 | | 15 | 15 | 15 |
| 80 | 73 | 81 | 79 | 70 | 66 | 57 | 85 | 49 | | 94 | 86 | 78 |

^Championship canceled due to COVID-19 pandemic

SWEET 16 TEAMS AND CONFERENCES

Since the NCAA tournament expanded in 1985, it takes at least two tournament wins to reach the Sweet 16.

1985

| Seed | Team | Conference |
|------|-----------------|----------------|
| 2 | Georgia Tech | Atlantic Coast |
| 5 | Maryland | Atlantic Coast |
| 2 | North Carolina | Atlantic Coast |
| 3 | NC State | Atlantic Coast |
| 11 | Boston College | Big East |
| 1 | Georgetown | Big East |
| 1 | St. John's (NY) | Big East |
| 8 | Villanova | Big East |
| 1 | Oklahoma | Big Eight |
| 3 | Illinois | Big Ten |
| 2 | *Memphis | Metro |
| 4 | Loyola Chicago | Midwestern |
| 7 | Alabama | Southeastern |
| 11 | Auburn | Southeastern |
| 12 | Kentucky | Southeastern |
| 5 | Louisiana Tech | Southland |

1986

| Seed | Team | Conference |
|------|----------------|----------------|
| 1 | Duke | Atlantic Coast |
| 2 | Georgia Tech | Atlantic Coast |
| 3 | North Carolina | Atlantic Coast |
| 6 | NC State | Atlantic Coast |
| 7 | Iowa St. | Big Eight |
| 1 | Kansas | Big Eight |
| 5 | Michigan St. | Big Ten |
| 7 | Navy | Colonial |
| 12 | *DePaul | Independent |
| 2 | Louisville | Metro |
| 14 | Cleveland St. | Mid-Continent |
| 4 | UNLV | Pacific Coast |
| 5 | Alabama | Southeastern |
| 8 | Auburn | Southeastern |
| 1 | Kentucky | Southeastern |
| 11 | LSU | Southeastern |

1987

| Seed | Team | Conference |
|------|----------------|----------------|
| 5 | Duke | Atlantic Coast |
| 1 | North Carolina | Atlantic Coast |
| 1 | Georgetown | Big East |
| 6 | Providence | Big East |
| 2 | Syracuse | Big East |
| 5 | Kansas | Big Eight |
| 6 | Oklahoma | Big Eight |
| 1 | Indiana | Big Ten |
| 2 | Iowa | Big Ten |
| 3 | *DePaul | Independent |
| 5 | Notre Dame | Independent |
| 1 | UNLV | Pacific Coast |
| 2 | *Alabama | Southeastern |
| 6 | *Florida | Southeastern |
| 10 | LSU | Southeastern |

| Seed | Team | Conference |
|------|---------|------------------|
| 12 | Wyoming | Western Athletic |

1988

| Seed | Team | Conference |
|------|----------------|----------------|
| 11 | Rhode Island | Atlantic 10 |
| 1 | Temple | Atlantic 10 |
| 2 | Duke | Atlantic Coast |
| 2 | North Carolina | Atlantic Coast |
| 6 | Villanova | Big East |
| 6 | Kansas | Big Eight |
| 4 | Kansas St. | Big Eight |
| 1 | Oklahoma | Big Eight |
| 5 | Iowa | Big Ten |
| 3 | Michigan | Big Ten |
| 1 | Purdue | Big Ten |
| 13 | Richmond | Colonial |
| 5 | Louisville | Metro |
| 1 | Arizona | Pacific-10 |
| 2 | *Kentucky | Southeastern |
| 7 | Vanderbilt | Southeastern |

1989

| Seed | Team | Conference |
|------|----------------|----------------|
| 2 | Duke | Atlantic Coast |
| 2 | North Carolina | Atlantic Coast |
| 5 | NC State | Atlantic Coast |
| 5 | Virginia | Atlantic Coast |
| 1 | Georgetown | Big East |
| 3 | Seton Hall | Big East |
| 2 | Syracuse | Big East |
| 3 | Missouri | Big Eight |
| 1 | Oklahoma | Big Eight |
| 1 | Illinois | Big Ten |
| 2 | Indiana | Big Ten |
| 3 | Michigan | Big Ten |
| 11 | Minnesota | Big Ten |
| 4 | UNLV | Big West |
| 4 | Louisville | Metro |
| 1 | Arizona | Pacific-10 |

1990

| Seed | Team | Conference |
|------|------------------|----------------|
| 5 | *Clemson | Atlantic Coast |
| 3 | Duke | Atlantic Coast |
| 4 | Georgia Tech | Atlantic Coast |
| 8 | North Carolina | Atlantic Coast |
| 2 | Syracuse | Big East |
| 1 | UConn | Big East |
| 1 | Michigan St. | Big Ten |
| 6 | Minnesota | Big Ten |
| 1 | UNLV | Big West |
| 12 | Ball St. | Mid-American |
| 6 | Xavier | Midwestern |
| 7 | UCLA | Pacific-10 |
| 7 | Alabama | Southeastern |
| 4 | Arkansas | Southwest |
| 10 | Texas | Southwest |
| 11 | Loyola Marymount | West Coast |

1991

| Seed | Team | Conference |
|------|-----------------|------------------|
| 10 | Temple | Atlantic 10 |
| 2 | Duke | Atlantic Coast |
| 1 | North Carolina | Atlantic Coast |
| 3 | Seton Hall | Big East |
| 4 | St. John's (NY) | Big East |
| 11 | UConn | Big East |
| 3 | Kansas | Big Eight |
| 3 | Oklahoma St. | Big Eight |
| 2 | Indiana | Big Ten |
| 1 | Ohio St. | Big Ten |
| 1 | UNLV | Big West |
| 12 | Eastern Mich. | Mid-American |
| 2 | Arizona | Pacific-10 |
| 4 | Alabama | Southeastern |
| 1 | Arkansas | Southwest |
| 4 | Utah | Western Athletic |

1992

| Seed | Team | Conference |
|------|-----------------|------------------|
| 3 | Massachusetts | Atlantic 10 |
| 1 | Duke | Atlantic Coast |
| 3 | Florida St. | Atlantic Coast |
| 7 | Georgia Tech | Atlantic Coast |
| 4 | North Carolina | Atlantic Coast |
| 4 | Seton Hall | Big East |
| 2 | Oklahoma St. | Big Eight |
| 2 | Indiana | Big Ten |
| 6 | Michigan | Big Ten |
| 1 | Ohio St. | Big Ten |
| 12 | *New Mexico St. | Big West |
| 4 | Cincinnati | Great Midwest |
| 6 | Memphis | Great Midwest |
| 1 | UCLA | Pacific-10 |
| 2 | Kentucky | Southeastern (E) |
| 9 | UTEP | Western Athletic |

1993

| Seed | Team | Conference |
|------|-------------------|------------------|
| 12 | George Washington | Atlantic 10 |
| 7 | Temple | Atlantic 10 |
| 3 | Florida St. | Atlantic Coast |
| 1 | North Carolina | Atlantic Coast |
| 6 | Virginia | Atlantic Coast |
| 5 | Wake Forest | Atlantic Coast |
| 2 | Kansas | Big Eight |
| 1 | Indiana | Big Ten |
| 1 | *Michigan | Big Ten |
| 2 | Cincinnati | Great Midwest |
| 4 | Louisville | Metro |
| 6 | California | Pacific-10 |
| 1 | Kentucky | Southeastern (E) |
| 3 | Vanderbilt | Southeastern (E) |
| 4 | Arkansas | Southeastern (W) |
| 7 | Western Ky. | Sun Belt |

1994

| Seed | Team | Conference |
|------|----------|----------------|
| 2 | Duke | Atlantic Coast |
| 10 | Maryland | Atlantic Coast |

| Seed | Team | Conference |
|------|----------------|------------------|
| 9 | Boston College | Big East |
| 4 | Syracuse | Big East |
| 2 | UConn | Big East |
| 4 | Kansas | Big Eight |
| 1 | *Missouri | Big Eight |
| 5 | Indiana | Big Ten |
| 3 | Michigan | Big Ten |
| 1 | Purdue | Big Ten |
| 6 | Marquette | Great Midwest |
| 3 | Louisville | Metro |
| 12 | Tulsa | Missouri Valley |
| 2 | Arizona | Pacific-10 |
| 3 | Florida | Southeastern (E) |
| 1 | Arkansas | Southeastern (W) |

1995

| Seed | Team | Conference |
|------|-----------------|------------------|
| 2 | Massachusetts | Atlantic 10 |
| 3 | Maryland | Atlantic Coast |
| 2 | North Carolina | Atlantic Coast |
| 4 | Virginia | Atlantic Coast |
| 1 | Wake Forest | Atlantic Coast |
| 6 | Georgetown | Big East |
| 2 | UConn | Big East |
| 1 | Kansas | Big Eight |
| 4 | Oklahoma St. | Big Eight |
| 6 | Memphis | Great Midwest |
| 6 | Tulsa | Missouri Valley |
| 5 | *Arizona St. | Pacific-10 |
| 1 | UCLA | Pacific-10 |
| 1 | Kentucky | Southeastern (E) |
| 2 | Arkansas | Southeastern (W) |
| 5 | Mississippi St. | Southeastern (W) |

1996

| Seed | Team | Conference |
|------|-----------------|--------------------|
| 1 | *Massachusetts | Atlantic 10 (E) |
| 3 | Georgia Tech | Atlantic Coast |
| 2 | Wake Forest | Atlantic Coast |
| 1 | *UConn | Big East (6) |
| 2 | Georgetown | Big East (7) |
| 4 | Syracuse | Big East (7) |
| 2 | Kansas | Big Eight |
| 2 | Cincinnati | Conference USA (B) |
| 6 | Louisville | Conference USA (W) |
| 3 | Arizona | Pacific-10 |
| 8 | Georgia | Southeastern (E) |
| 1 | Kentucky | Southeastern (E) |
| 12 | Arkansas | Southeastern (W) |
| 5 | Mississippi St. | Southeastern (W) |
| 3 | *Texas Tech | Southwest |
| 4 | Utah | Western Athletic |

1997

| Seed | Team | Conference |
|------|----------------|-----------------|
| 4 | Saint Joseph's | Atlantic 10 (E) |
| 4 | Clemson | Atlantic Coast |
| 1 | North Carolina | Atlantic Coast |
| 6 | Iowa St. | Big 12 |
| 1 | Kansas | Big 12 |
| 10 | Texas | Big 12 |

| Seed | Team | Conference |
|------|-------------|----------------------|
| 10 | Providence | Big East (7) |
| 1 | *Minnesota | Big Ten |
| 6 | Louisville | Conference USA (W) |
| 4 | Arizona | Pacific-10 |
| 5 | California | Pacific-10 |
| 6 | Stanford | Pacific-10 |
| 2 | UCLA | Pacific-10 |
| 1 | Kentucky | Southeastern (E) |
| 14 | Chattanooga | Southern (S) |
| 2 | Utah | Western Athletic (M) |

1998

| Seed | Team | Conference |
|------|----------------|----------------------|
| 8 | Rhode Island | Atlantic 10 (E) |
| 1 | Duke | Atlantic Coast |
| 4 | Maryland | Atlantic Coast |
| 1 | North Carolina | Atlantic Coast |
| 2 | UConn | Big East (6) |
| 10 | West Virginia | Big East (6) |
| 5 | Syracuse | Big East (7) |
| 4 | Michigan St. | Big Ten |
| 2 | Purdue | Big Ten |
| 13 | Valparaiso | Mid-Continent |
| 1 | Arizona | Pacific-10 |
| 3 | Stanford | Pacific-10 |
| 6 | UCLA | Pacific-10 |
| 11 | Washington | Pacific-10 |
| 2 | Kentucky | Southeastern (E) |
| 3 | Utah | Western Athletic (M) |

1999

| Seed | Team | Conference |
|------|-----------------|------------------|
| 6 | Temple | Atlantic 10 (E) |
| 1 | Duke | Atlantic Coast |
| 2 | Maryland | Atlantic Coast |
| 13 | Oklahoma | Big 12 |
| 3 | St. John's (NY) | Big East |
| 1 | UConn | Big East |
| 5 | Iowa | Big Ten |
| 1 | Michigan St. | Big Ten |
| 4 | *Ohio St. | Big Ten |
| 10 | Purdue | Big Ten |
| 10 | Miami (OH) | Mid-American (E) |
| 12 | Missouri St. | Missouri Valley |
| 6 | Florida | Southeastern (E) |
| 3 | Kentucky | Southeastern (E) |
| 1 | Auburn | Southeastern (W) |
| 10 | Gonzaga | West Coast |

2000

| Seed | Team | Conference |
|------|----------------|----------------|
| 1 | Duke | Atlantic Coast |
| 8 | North Carolina | Atlantic Coast |
| 2 | Iowa St. | Big 12 |
| 3 | Oklahoma St. | Big 12 |
| 6 | Miami (FL) | Big East |
| 10 | Seton Hall | Big East |
| 4 | Syracuse | Big East |
| 1 | Michigan St. | Big Ten |
| 6 | Purdue | Big Ten |
| 8 | Wisconsin | Big Ten |

| Seed | Team | Conference |
|------|-----------|------------------|
| 6 | UCLA | Pacific-10 |
| 5 | Florida | Southeastern (E) |
| 4 | Tennessee | Southeastern (E) |
| 4 | LSU | Southeastern (W) |
| 10 | Gonzaga | West Coast |
| 7 | Tulsa | Western Athletic |

2001

| Seed | Team | Conference |
|------|---------------------|--------------------|
| 11 | Temple | Atlantic 10 |
| 1 | Duke | Atlantic Coast |
| 3 | Maryland | Atlantic Coast |
| 4 | Kansas | Big 12 |
| 10 | Georgetown | Big East (W) |
| 1 | Illinois | Big Ten |
| 1 | Michigan St. | Big Ten |
| 7 | Penn St. | Big Ten |
| 5 | Cincinnati | Conference USA (A) |
| 2 | Arizona | Pacific-10 |
| 6 | Southern California | Pacific-10 |
| 1 | Stanford | Pacific-10 |
| 4 | UCLA | Pacific-10 |
| 2 | Kentucky | Southeastern (E) |
| 3 | Ole Miss | Southeastern (W) |
| 12 | Gonzaga | West Coast |

2002

| Seed | Team | Conference |
|------|---------------|------------------|
| 1 | Duke | Atlantic Coast |
| 1 | Maryland | Atlantic Coast |
| 1 | Kansas | Big 12 |
| 12 | Missouri | Big 12 |
| 2 | Oklahoma | Big 12 |
| 6 | Texas | Big 12 |
| 2 | UConn | Big East (E) |
| 3 | Pittsburgh | Big East (W) |
| 4 | Illinois | Big Ten |
| 5 | Indiana | Big Ten |
| 10 | Kent St. | Mid-American (E) |
| 11 | Southern Ill. | Missouri Valley |
| 3 | Arizona | Pacific-10 |
| 2 | Oregon | Pacific-10 |
| 8 | UCLA | Pacific-10 |
| 4 | Kentucky | Southeastern (E) |

2003

| Seed | Team | Conference |
|------|--------------|--------------------|
| 3 | Duke | Atlantic Coast |
| 6 | Maryland | Atlantic Coast |
| 2 | Kansas | Big 12 |
| 1 | Oklahoma | Big 12 |
| 1 | Texas | Big 12 |
| 5 | UConn | Big East (E) |
| 5 | Notre Dame | Big East (W) |
| 2 | Pittsburgh | Big East (W) |
| 3 | Syracuse | Big East (W) |
| 7 | Michigan St. | Big Ten |
| 5 | Wisconsin | Big Ten |
| 3 | Marquette | Conference USA (A) |
| 12 | Butler | Horizon |
| 1 | Arizona | Pacific-10 |

| Seed | Team | Conference |
|------|----------|------------------|
| 1 | Kentucky | Southeastern (E) |
| 10 | Auburn | Southeastern (W) |

2004

| Seed | Team | Conference |
|------|----------------|------------------|
| 1 | Saint Joseph's | Atlantic 10 (E) |
| 7 | Xavier | Atlantic 10 (W) |
| 1 | Duke | Atlantic Coast |
| 3 | Georgia Tech | Atlantic Coast |
| 4 | Wake Forest | Atlantic Coast |
| 4 | Kansas | Big 12 |
| 2 | Oklahoma St. | Big 12 |
| 3 | Texas | Big 12 |
| 3 | Pittsburgh | Big East |
| 5 | Syracuse | Big East |
| 2 | UConn | Big East |
| 5 | Illinois | Big Ten |
| 9 | UAB | Conference USA |
| 6 | Vanderbilt | Southeastern (E) |
| 8 | Alabama | Southeastern (W) |
| 10 | Nevada | Western Athletic |

2005

| Seed | Team | Conference |
|------|----------------|------------------|
| 1 | Duke | Atlantic Coast |
| 1 | North Carolina | Atlantic Coast |
| 10 | NC State | Atlantic Coast |
| 2 | Oklahoma St. | Big 12 |
| 6 | Texas Tech | Big 12 |
| 5 | Villanova | Big East |
| 7 | West Virginia | Big East |
| 1 | Illinois | Big Ten |
| 5 | Michigan St. | Big Ten |
| 6 | Wisconsin | Big Ten |
| 4 | Louisville | Conference USA |
| 12 | Milwaukee | Horizon |
| 6 | Utah | Mountain West |
| 3 | Arizona | Pacific-10 |
| 1 | Washington | Pacific-10 |
| 2 | Kentucky | Southeastern (E) |

2006

| Seed | Team | Conference |
|------|----------------|------------------|
| 4 | Boston College | Atlantic Coast |
| 1 | Duke | Atlantic Coast |
| 2 | Texas | Big 12 |
| 7 | Georgetown | Big East |
| 1 | UConn | Big East |
| 1 | Villanova | Big East |
| 6 | West Virginia | Big East |
| 11 | George Mason | Colonial |
| 1 | Memphis | Conference USA |
| 13 | Bradley | Missouri Valley |
| 7 | Wichita St. | Missouri Valley |
| 2 | UCLA | Pacific-10 |
| 5 | Washington | Pacific-10 |
| 3 | Florida | Southeastern (E) |
| 4 | LSU | Southeastern (W) |
| 3 | Gonzaga | West Coast |

2007

| Seed | Team | Conference |
|------|---------------------|------------------|
| 1 | North Carolina | Atlantic Coast |
| 1 | Kansas | Big 12 |
| 3 | Texas A&M | Big 12 |
| 2 | Georgetown | Big East |
| 3 | Pittsburgh | Big East |
| 1 | Ohio St. | Big Ten |
| 2 | Memphis | Conference USA |
| 5 | Butler | Horizon |
| 4 | Southern Ill. | Missouri Valley |
| 7 | UNLV | Mountain West |
| 3 | Oregon | Pacific-10 |
| 5 | Southern California | Pacific-10 |
| 2 | UCLA | Pacific-10 |
| 1 | Florida | Southeastern (E) |
| 5 | Tennessee | Southeastern (E) |
| 6 | Vanderbilt | Southeastern (E) |

2008

| Seed | Team | Conference |
|------|----------------|------------------|
| 3 | Xavier | Atlantic 10 |
| 1 | North Carolina | Atlantic Coast |
| 1 | Kansas | Big 12 |
| 2 | Texas | Big 12 |
| 3 | Louisville | Big East |
| 12 | Villanova | Big East |
| 7 | West Virginia | Big East |
| 5 | Michigan St. | Big Ten |
| 3 | Wisconsin | Big Ten |
| 1 | *Memphis | Conference USA |
| 3 | Stanford | Pacific-10 |
| 1 | UCLA | Pacific-10 |
| 4 | Washington St. | Pacific-10 |
| 2 | Tennessee | Southeastern (E) |
| 10 | Davidson | Southern (S) |
| 12 | Western Ky. | Sun Belt (E) |

2009

| Seed | Team | Conference |
|------|----------------|----------------|
| 4 | Xavier | Atlantic 10 |
| 2 | Duke | Atlantic Coast |
| 1 | North Carolina | Atlantic Coast |
| 3 | Kansas | Big 12 |
| 3 | Missouri | Big 12 |
| 2 | Oklahoma | Big 12 |
| 1 | Louisville | Big East |
| 1 | Pittsburgh | Big East |
| 3 | Syracuse | Big East |
| 1 | UConn | Big East |
| 3 | Villanova | Big East |
| 2 | Michigan St. | Big Ten |
| 5 | Purdue | Big Ten |
| 2 | Memphis | Conference USA |
| 12 | Arizona | Pacific-10 |
| 4 | Gonzaga | West Coast |

2010

| Seed | Team | Conference |
|------|--------|-------------|
| 6 | Xavier | Atlantic 10 |

| Seed | Team | Conference |
|------|-------------------|------------------|
| 1 | Duke | Atlantic Coast |
| 3 | Baylor | Big 12 |
| 2 | Kansas St. | Big 12 |
| 1 | Syracuse | Big East |
| 2 | West Virginia | Big East |
| 5 | Michigan St. | Big Ten |
| 2 | Ohio St. | Big Ten |
| 4 | Purdue | Big Ten |
| 5 | Butler | Horizon |
| 12 | Cornell | Ivy |
| 9 | UNI | Missouri Valley |
| 11 | Washington | Pacific-10 |
| 1 | Kentucky | Southeastern (E) |
| 6 | Tennessee | Southeastern (E) |
| 10 | Saint Mary's (CA) | West Coast |

2011

| Seed | Team | Conference |
|------|----------------|------------------|
| 12 | Richmond | Atlantic 10 |
| 1 | Duke | Atlantic Coast |
| 10 | Florida St. | Atlantic Coast |
| 2 | North Carolina | Atlantic Coast |
| 1 | Kansas | Big 12 |
| 11 | Marquette | Big East |
| 3 | UConn | Big East |
| 1 | Ohio St. | Big Ten |
| 4 | Wisconsin | Big Ten |
| 11 | VCU | Colonial |
| 8 | Butler | Horizon |
| 3 | BYU | Mountain West |
| 2 | San Diego St. | Mountain West |
| 5 | Arizona | Pacific-10 |
| 2 | Florida | Southeastern (E) |
| 4 | Kentucky | Southeastern (E) |

2012

| Seed | Team | Conference |
|------|----------------|------------------|
| 10 | Xavier | Atlantic 10 |
| 1 | North Carolina | Atlantic Coast |
| 11 | NC State | Atlantic Coast |
| 3 | Baylor | Big 12 |
| 2 | Kansas | Big 12 |
| 6 | Cincinnati | Big East |
| 4 | *Louisville | Big East |
| 3 | Marquette | Big East |
| 1 | Syracuse | Big East |
| 4 | Indiana | Big Ten |
| 1 | Michigan St. | Big Ten |
| 2 | Ohio St. | Big Ten |
| 4 | Wisconsin | Big Ten |
| 13 | Ohio | Mid-American (E) |
| 7 | Florida | Southeastern |
| 1 | Kentucky | Southeastern |

2013

| Seed | Team | Conference |
|------|------------|----------------|
| 13 | La Salle | Atlantic 10 |
| 2 | Duke | Atlantic Coast |
| 2 | Miami (FL) | Atlantic Coast |
| 15 | FGCU | Atlantic Sun |
| 1 | Kansas | Big 12 |

| Seed | Team | Conference |
|------|--------------|-----------------|
| 1 | *Louisville | Big East |
| 3 | Marquette | Big East |
| 4 | Syracuse | Big East |
| 1 | Indiana | Big Ten |
| 4 | Michigan | Big Ten |
| 3 | Michigan St. | Big Ten |
| 2 | Ohio St. | Big Ten |
| 9 | Wichita St. | Missouri Valley |
| 6 | Arizona | Pac-12 |
| 12 | Oregon | Pac-12 |
| 3 | Florida | Southeastern |

2014

| Seed | Team | Conference |
|------|---------------|----------------|
| 4 | *Louisville | American |
| 7 | UConn | American |
| 11 | Dayton | Atlantic 10 |
| 1 | Virginia | Atlantic Coast |
| 6 | Baylor | Big 12 |
| 3 | Iowa St. | Big 12 |
| 2 | Michigan | Big Ten |
| 4 | Michigan St. | Big Ten |
| 2 | Wisconsin | Big Ten |
| 4 | San Diego St. | Mountain West |
| 1 | Arizona | Pac-12 |
| 10 | Stanford | Pac-12 |
| 4 | UCLA | Pac-12 |
| 1 | Florida | Southeastern |
| 8 | Kentucky | Southeastern |
| 11 | Tennessee | Southeastern |

2015

| Seed | Team | Conference |
|------|----------------|-----------------|
| 1 | Duke | Atlantic Coast |
| 4 | *Louisville | Atlantic Coast |
| 4 | North Carolina | Atlantic Coast |
| 8 | NC State | Atlantic Coast |
| 3 | Notre Dame | Atlantic Coast |
| 3 | Oklahoma | Big 12 |
| 5 | West Virginia | Big 12 |
| 6 | Xavier | Big East |
| 7 | Michigan St. | Big Ten |
| 1 | Wisconsin | Big Ten |
| 7 | Wichita St. | Missouri Valley |
| 2 | Arizona | Pac-12 |
| 11 | UCLA | Pac-12 |
| 5 | Utah | Pac-12 |
| 1 | Kentucky | Southeastern |
| 2 | Gonzaga | West Coast |

2016

| Seed | Team | Conference |
|------|----------------|----------------|
| 4 | Duke | Atlantic Coast |
| 3 | Miami (FL) | Atlantic Coast |
| 1 | North Carolina | Atlantic Coast |
| 6 | Notre Dame | Atlantic Coast |
| 10 | Syracuse | Atlantic Coast |
| 1 | Virginia | Atlantic Coast |
| 4 | Iowa St. | Big 12 |
| 1 | Kansas | Big 12 |

| Seed | Team | Conference |
|------|-----------|--------------|
| 2 | Oklahoma | Big 12 |
| 2 | Villanova | Big East |
| 5 | Indiana | Big Ten |
| 5 | Maryland | Big Ten |
| 7 | Wisconsin | Big Ten |
| 1 | Oregon | Pac-12 |
| 3 | Texas A&M | Southeastern |
| 11 | Gonzaga | West Coast |

2017

| Seed | Team | Conference |
|------|----------------|----------------|
| 1 | North Carolina | Atlantic Coast |
| 3 | Baylor | Big 12 |
| 1 | Kansas | Big 12 |
| 4 | West Virginia | Big 12 |
| 4 | Butler | Big East |
| 11 | Xavier | Big East |
| 7 | Michigan | Big Ten |
| 4 | Purdue | Big Ten |
| 8 | Wisconsin | Big Ten |
| 2 | *Arizona | Pac-12 |
| 3 | Oregon | Pac-12 |
| 3 | UCLA | Pac-12 |
| 4 | Florida | Southeastern |
| 2 | Kentucky | Southeastern |
| 7 | South Carolina | Southeastern |
| 1 | Gonzaga | West Coast |

2018

| Seed | Team | Conference |
|------|----------------|-----------------|
| 5 | Clemson | Atlantic Coast |
| 2 | Duke | Atlantic Coast |
| 9 | Florida St. | Atlantic Coast |
| 11 | Syracuse | Atlantic Coast |
| 1 | *Kansas | Big 12 |
| 9 | Kansas St. | Big 12 |
| 3 | Texas Tech | Big 12 |
| 5 | West Virginia | Big 12 |
| 1 | Villanova | Big East |
| 3 | Michigan | Big Ten |
| 2 | Purdue | Big Ten |
| 11 | Loyola Chicago | Missouri Valley |
| 7 | Nevada | Mountain West |
| 5 | Kentucky | Southeastern |
| 7 | Texas A&M | Southeastern |
| 4 | Gonzaga | West Coast |

2019

| Seed | Team | Conference |
|------|----------------|----------------|
| 3 | Houston | American |
| 1 | Duke | Atlantic Coast |
| 4 | Florida St. | Atlantic Coast |
| 1 | North Carolina | Atlantic Coast |
| 1 | Virginia | Atlantic Coast |
| 4 | Virginia Tech | Atlantic Coast |
| 3 | Texas Tech | Big 12 |
| 2 | Michigan | Big Ten |
| 2 | Michigan St. | Big Ten |
| 3 | Purdue | Big Ten |
| 12 | Oregon | Pac-12 |

| Seed | Team | Conference |
|------|-----------|--------------|
| 5 | Auburn | Southeastern |
| 2 | Kentucky | Southeastern |
| 3 | LSU | Southeastern |
| 2 | Tennessee | Southeastern |
| 1 | Gonzaga | West Coast |

2020

Championship canceled due to COVID-19 pandemic.

2021

| Seed | Team | Conference |
|------|---------------------|-------------------|
| 2 | Houston | American Athletic |
| 4 | Florida St. | Atlantic Coast |
| 11 | Syracuse | Atlantic Coast |
| 1 | Baylor | Big 12 |
| 5 | Villanova | Big East |
| 5 | Creighton | Big East |
| 1 | Michigan | Big Ten |
| 8 | Loyola Chicago | Missouri Valley |
| 6 | Southern California | Pac-12 |
| 7 | Oregon | Pac-12 |
| 11 | UCLA | Pac-12 |
| 12 | Oregon St. | Pac-12 |
| 2 | Alabama | Southeastern |
| 3 | Arkansas | Southeastern |
| 15 | Oral Roberts | Summit |
| 1 | Gonzaga | West Coast |

2022

| Seed | Team | Conference |
|------|----------------|-------------------|
| 5 | Houston | American Athletic |
| 2 | Duke | Atlantic Coast |
| 11 | Miami (Fl.) | Atlantic Coast |
| 8 | North Carolina | Atlantic Coast |
| 4 | Providence | Big East |
| 2 | Villanova | Big East |
| 11 | Michigan | Big Ten |
| 3 | Purdue | Big Ten |
| 11 | Iowa St. | Big 12 |
| 1 | Kansas | Big 12 |
| 3 | Texas Tech | Big 12 |
| 15 | Saint Peter's | Metro Atlantic |
| 1 | Arizona | Pac-12 |
| 4 | UCLA | Pac-12 |
| 4 | Arkansas | Southeastern |
| 1 | Gonzaga | West Coast |

2023

| Seed | Team | Conference |
|------|---------------|-------------------|
| 1 | Houston | American Athletic |
| 5 | Miami (FL) | Atlantic Coast |
| 6 | Creighton | Big East |
| 4 | UConn | Big East |
| 3 | Xavier | Big East |
| 7 | Michigan St. | Big Ten |
| 3 | Kansas St. | Big 12 |
| 2 | Texas | Big 12 |
| 9 | Fla. Atlantic | Conference USA |
| 15 | Princeton | Ivy |

| Seed | Team | Conference |
|-------------|---------------|-------------------|
| 5 | San Diego St. | Mountain West |
| 2 | UCLA | Pac-12 |
| 1 | Alabama | Southeastern |
| 8 | Arkansas | Southeastern |
| 4 | Tennessee | Southeastern |
| 3 | Gonzaga | West Coast |

**Appearance later vacated by Committee on Infractions.*

ELITE 8 RECORDS

Elite 8 Records begin in 1951, the first year that all teams in the tournament would be required to win at least one game to advance to the Elite 8. The 2020 championship was canceled due to the COVID-19 pandemic but did not count against those with consecutive year streaks.

MOST APPEARANCES IN THE ELITE EIGHT

| | | |
|----|----------------|-----------|
| 34 | Kentucky | 1951-2019 |
| 27 | North Carolina | 1957-2022 |
| 23 | Duke | 1960-2022 |
| 22 | *Kansas | 1952-2022 |
| 22 | *UCLA | 1962-2022 |
| 14 | Michigan St. | 1957-2019 |
| 13 | Kansas St. | 1951-2023 |
| 12 | Arizona | 1976-2022 |
| 12 | *Michigan | 1964-2022 |
| 12 | UConn | 1964-2023 |
| 12 | Villanova | 1962-2022 |
| 11 | *Louisville | 1959-2009 |
| 10 | Indiana | 1953-2002 |
| 9 | Florida | 1994-2017 |
| 9 | *Ohio St. | 1960-2013 |
| 9 | *Syracuse | 1957-2016 |
| 8 | Cincinnati | 1959-96 |
| 8 | Georgetown | 1980-2007 |
| 8 | Oklahoma St. | 1951-2004 |
| 7 | Illinois | 1951-2005 |
| 7 | Marquette | 1955-2013 |
| 7 | Notre Dame | 1953-2016 |
| 7 | San Francisco | 1955-74 |
| 7 | Temple | 1956-2001 |
| 7 | Virginia | 1981-2019 |

MOST CONSECUTIVE APPEARANCES IN THE ELITE EIGHT

| | | |
|----|----------------|-----------|
| 10 | UCLA | 1967-76 |
| 5 | Cincinnati | 1959-63 |
| 5 | Duke | 1988-92 |
| 5 | Kentucky | 1995-99 |
| 4 | California | 1957-60 |
| 4 | Florida | 2011-14 |
| 3 | Drake | 1969-71 |
| 3 | Houston | 1982-84 |
| 3 | Kansas | 2002-04 |
| 3 | Kentucky | 1956-58 |
| 3 | Kentucky | 2010-12 |
| 3 | Michigan | 1964-66 |
| 3 | Michigan | 1992-94 |
| 3 | Michigan St. | 1999-2001 |
| 3 | UNLV | 1989-91 |
| 3 | North Carolina | 1967-69 |
| 3 | North Carolina | 1981-83 |
| 3 | North Carolina | 2007-09 |
| 3 | Ohio St. | 1960-62 |
| 3 | San Francisco | 1955-57 |
| 3 | Santa Clara | 1952-54 |
| 3 | UCLA | 2006-08 |

CURRENT MOST CONSECUTIVE APPEARANCES IN THE ELITE EIGHT

| | | |
|---|---------------|---------|
| 2 | Miami (FL) | 2022-23 |
| 1 | Creighton | 2023 |
| 1 | Fla. Atlantic | 2023 |
| 1 | Gonzaga | 2023 |
| 1 | Kansas St. | 2023 |
| 1 | San Diego St. | 2023 |
| 1 | Texas | 2023 |
| 1 | UConn | 2023 |

**Does not include vacated appearances.*

ELITE 8 BY SEEDS

| 1979 | 1980 | 1981 | 1982 | 1983 | 1984 | 1985 | 1986 | 1987 | 1988 | 1989 | 1990 | 1991 | 1992 | 1993 | 1994 |
|-----------|-----------|-----------|-----------|-----------|-----------|-----------|-----------|-----------|-----------|-----------|-----------|-----------|-----------|-----------|-----------|
| 1 | 1 | 1 | 1 | 1 | 1 | 1 | 1 | 1 | 1 | 1 | 1 | 1 | 1 | 1 | 1 |
| 1 | 2 | 1 | 1 | 1 | 1 | 1 | 1 | 1 | 1 | 1 | 1 | 1 | 1 | 1 | 1 |
| 1 | 3 | 2 | 2 | 1 | 2 | 1 | 1 | 1 | 1 | 2 | 3 | 1 | 1 | 1 | 1 |
| 2 | 4 | 3 | 3 | 2 | 2 | 2 | 2 | 1 | 2 | 2 | 4 | 2 | 2 | 1 | 2 |
| 2 | 5 | 6 | 3 | 3 | 4 | 2 | 6 | 2 | 2 | 3 | 4 | 3 | 2 | 2 | 2 |
| 2 | 6 | 6 | 4 | 3 | 4 | 2 | 7 | 2 | 4 | 3 | 6 | 3 | 4 | 2 | 3 |
| 9 | 6 | 8 | 6 | 4 | 7 | 3 | 8 | 6 | 6 | 4 | 10 | 4 | 6 | 3 | 3 |
| 10 | 8 | 9 | 8 | 6 | 10 | 8 | 11 | 10 | 6 | 5 | 11 | 10 | 6 | 7 | 9 |
| 28 | 35 | 36 | 28 | 21 | 31 | 20 | 37 | 24 | 23 | 21 | 40 | 25 | 23 | 18 | 22 |
| 1995 | 1996 | 1997 | 1998 | 1999 | 2000 | 2001 | 2002 | 2003 | 2004 | 2005 | 2006 | 2007 | 2008 | 2009 | 2010 |
| 1 | 1 | 1 | 1 | 1 | 1 | 1 | 1 | 1 | 1 | 1 | 1 | 1 | 1 | 1 | 1 |
| 1 | 1 | 1 | 1 | 1 | 2 | 1 | 1 | 1 | 1 | 1 | 1 | 1 | 1 | 1 | 1 |
| 2 | 2 | 1 | 1 | 1 | 3 | 1 | 2 | 1 | 2 | 2 | 1 | 1 | 1 | 1 | 2 |
| 2 | 2 | 2 | 2 | 3 | 5 | 1 | 2 | 1 | 2 | 3 | 2 | 1 | 1 | 1 | 2 |
| 2 | 2 | 2 | 2 | 3 | 6 | 2 | 2 | 2 | 3 | 4 | 2 | 2 | 2 | 2 | 3 |
| 2 | 2 | 4 | 3 | 4 | 7 | 3 | 5 | 3 | 4 | 5 | 3 | 2 | 3 | 2 | 5 |
| 4 | 4 | 6 | 3 | 6 | 8 | 6 | 10 | 3 | 7 | 6 | 4 | 2 | 3 | 3 | 5 |
| 4 | 5 | 10 | 8 | 10 | 8 | 11 | 12 | 7 | 8 | 7 | 11 | 3 | 10 | 3 | 6 |
| 18 | 19 | 27 | 21 | 29 | 40 | 26 | 35 | 19 | 28 | 29 | 25 | 13 | 22 | 14 | 25 |
| 2011 | 2012 | 2013 | 2014 | 2015 | 2016 | 2017 | 2018 | 2019 | ^2020 | 2021 | 2022 | 2023 | | | |
| 1 | 1 | 1 | 1 | 1 | 1 | 1 | 1 | 1 | | 1 | 1 | 2 | | | |
| 2 | 1 | 2 | 1 | 1 | 1 | 1 | 1 | 1 | | 1 | 2 | 3 | | | |
| 2 | 1 | 2 | 2 | 1 | 1 | 1 | 2 | 1 | | 1 | 2 | 3 | | | |
| 3 | 2 | 3 | 2 | 2 | 1 | 2 | 3 | 2 | | 2 | 4 | 4 | | | |
| 4 | 2 | 3 | 4 | 2 | 2 | 3 | 3 | 2 | | 3 | 5 | 5 | | | |
| 5 | 3 | 4 | 7 | 3 | 2 | 4 | 9 | 3 | | 6 | 8 | 5 | | | |
| 8 | 4 | 4 | 9 | 4 | 6 | 7 | 9 | 3 | | 11 | 10 | 6 | | | |
| 11 | 7 | 9 | 11 | 7 | 10 | 11 | 11 | 5 | | 12 | 15 | 9 | | | |
| 36 | 21 | 28 | 37 | 21 | 24 | 30 | 39 | 18 | | 37 | 47 | 37 | | | |

^Championship canceled due to COVID-19 pandemic

ALL-REGIONAL TEAMS

Most outstanding player is indicated by (#) and team's appearance later vacated by the NCAA/Committee on Infractions ().*

1950

Eastern

Norman Mager, CCNY
Ed Roman, CCNY
Dick Dickey, NC State
Sam Ranzino, NC State
Dick Schnittker, Ohio St.

Western

Don Heathington, Baylor
Gene Melchiorre, Bradley
Paul Unruh, Bradley
Joe Nelson, BYU
George Stanich, UCLA

1951

East

Not Available

West

Ed Head, Kansas St.
Jack Stone, Kansas St.
Don Johnson, Oklahoma St.
Gale McArthur, Oklahoma St.
Bob Houbregs, Washington

1952

East (Raleigh, NC)

Cliff Hagan, Kentucky
Jesse Arnelle, Penn St.
Ron MacGilvray, St. John's (NY)
Jack McMahan, St. John's (NY)
Bob Zawoluk, St. John's (NY)

East (Chicago)

Not Available

West (Kansas City, MO)

Bob Kenney, Kansas
Clyde Lovellette, Kansas
Bob Tackett, New Mexico St.
Lou McKenna, Saint Louis
Ray Steiner, Saint Louis

West (Corvallis, OR)

Don Penwell, Oklahoma City
Arnold Short, Oklahoma City
Herbert Schoenstein, Santa Clara
Ken Sears, Santa Clara
Ronnie Livingston, UCLA
George Radovich, Wyoming

1953

East (Raleigh, NC)

Earle Markey, Holy Cross
Togo Palazzi, Holy Cross
Howie Landa, Lebanon Valley
Bob Pettit, LSU
Dickie Hemric, Wake Forest

East (Chicago)

Ron Feiereisel, DePaul
Bob Leonard, Indiana
Don Schlundt, Indiana
Rich Rosenthal, Notre Dame
Ernest Beck, Penn

West (Manhattan, KS)

#Dean Kelley, Kansas
B.H. Born, Kansas
Gil Reich, Kansas
Arnold Short, Oklahoma City
Bob Mattick, Oklahoma St.

West (Corvallis, OR)

Ken Sears, Santa Clara
Johnny O'Brien, Seattle U.
Joe Cipriano, Washington
Bob Houbregs, Washington
Doug McClary, Washington

1954

East (Philadelphia)

#Tom Gola, La Salle
Lee Morton, Cornell
Don Lange, Navy
Vic Molodet, NC State
Mel Thompson, NC State

East (Iowa City, IA)

Bob Leonard, Indiana
Bob Pettit, LSU
Rich Rosenthal, Notre Dame
Jack Stephens, Notre Dame
Jesse Arnelle, Penn St.

West (Stillwater, OK)

Bob Carney, Bradley
Dick Estergard, Bradley
Bob Mattick, Oklahoma St.
Don Lance, Rice
Gene Schwinger, Rice

West (Corvallis, OR)

Sam Beckham, Idaho St.
Ken Sears, Santa Clara
Jim Young, Santa Clara
Roy Irvin, Southern California
Tony Psaltis, Southern California

1955

East (Philadelphia)

Jim McCarthy, Canisius
Tom Gola, La Salle
Harold Haabestad, Princeton
John Devine, Villanova
Robert Schafer, Villanova

East (Evanston, IL)

Not Available

West (Manhattan, KS)

Stan Albeck, Bradley
Burdette Haldorson, Colorado
Tom Harrold, Colorado
Bob Jeangerard, Colorado
Bob Patterson, Tulsa

West (Corvallis, OR)

Swede Halbrook, Oregon St.
K.C. Jones, San Francisco
Jerry Mullen, San Francisco
Bill Russell, San Francisco
Art Bunte, Utah

1956

East

Bob Kelly, Canisius
Hank Nowak, Canisius
Gordon Ruddy, UConn

Hal Lear, Temple
Guy Rodgers, Temple

Midwest

Carl Cain, Iowa
Milton Scheuerman, Iowa
Bill Seaberg, Iowa
Jerry Bird, Kentucky
Bob Burrow, Kentucky
Dan Swartz, Morehead St.

West

Harry Wallace, Kansas St.
Hub Reed, Oklahoma City
Jim Krebs, SMU
Joel Krog, SMU
Bob Mills, SMU

Far West

Gene Brown, San Francisco
Bill Russell, San Francisco
Willie Naulls, UCLA
Art Bunte, Utah
Curtis Jensen, Utah

1957

East

Hank Nowak, Canisius
Stu Murray, Lafayette
Pete Brennan, North Carolina
Tommy Kearns, North Carolina
Lennie Rosenbluth, North Carolina
Gary Clark, Syracuse

Midwest

Gerry Calvert, Kentucky
Johnny Cox, Kentucky
John Green, Michigan St.
Jack Quiggle, Michigan St.
John Riser, Pittsburgh

Midwest

Wilt Chamberlain, Kansas
Maurice King, Kansas
Hub Reed, Oklahoma City
Harold Alcorn, Saint Louis
Jim Krebs, SMU

West

John Benson, BYU
Larry Friend, California
Earl Robinson, California
Gene Brown, San Francisco
Mike Farmer, San Francisco

1958

East

Rudy LaRusso, Dartmouth
Nick Davis, Maryland
Bill Kennedy, Temple
Jay Norman, Temple
Guy Rodgers, Temple

Midwest

Archie Dees, Indiana
Johnny Cox, Kentucky
Vern Hatton, Kentucky
Wayne Embry, Miami (OH)
Tom Hawkins, Notre Dame

Midwest

Oscar Robertson, Cincinnati
Bob Boozer, Kansas St.
Roy DeWitz, Kansas St.
Jack Parr, Kansas St.

Arlen Clark, Oklahoma St.

West

Don McIntosh, California
Earl Robinson, California
Gale Siemen, Idaho St.
Elgin Baylor, Seattle U.
Charles Brown, Seattle U.

1959

East

Bob Cummings, Boston U.
Jay Metzler, Navy
Jack Egan, Saint Joseph's
Joe Spratt, Saint Joseph's
Jerry West, West Virginia

Midwest

Bernie Coffman, Kentucky
Don Goldstein, Louisville
Don Kojis, Marquette
Bob Anderegge, Michigan St.
John Green, Michigan St.

Midwest

Oscar Robertson, Cincinnati
Howie Carl, DePaul
Bob Boozer, Kansas St.
Don Matuszak, Kansas St.
H.E. Kirchner, TCU

West

Al Buch, California
Denny Fitzpatrick, California
Darrall Imhoff, California
Jim Rodgers, Idaho St.
LaRoy Doss, Saint Mary's (CA)

1960

East

Russ Cunningham, NYU
Tom Sanders, NYU
Joe Gallo, Saint Joseph's
Lee Patrone, West Virginia
Jerry West, West Virginia

Midwest

Roger Kaiser, Georgia Tech
Howard Jolliff, Ohio
John Havlicek, Ohio St.
Jerry Lucas, Ohio St.
Al Ellison, Western Ky.

Midwest

Paul Hogue, Cincinnati
Oscar Robertson, Cincinnati
Bill Bridges, Kansas
Wayne Hightower, Kansas
Jay Arnette, Texas

West

Darrall Imhoff, California
Bill McClintock, California
Earl Shultz, California
Chuck Rask, Oregon
James Russi, Santa Clara

1961

East

Peter Campbell, Princeton
Tom Stith, St. Bonaventure
Jack Egan, *Saint Joseph's
Jim Lynam, *Saint Joseph's
Len Chappell, Wake Forest

Mideast

Bill Lickert, Kentucky
John Turner, Louisville
John Havlicek, Ohio St.
Jerry Lucas, Ohio St.
Larry Siegfried, Ohio St.

Midwest

#Bob Wiesenhahn, Cincinnati
#Larry Comley, Kansas St.
Tom Thacker, Cincinnati
Gary Phillips, Houston
Harold Hudgens, Texas Tech

West

Larry Armstrong, Arizona St.
Ed Bento, Loyola Marymount
John Rudometkin, Southern California
Billy McGill, Utah
Jim Rhead, Utah

1962

East

#Len Chappell, Wake Forest
Tom Wynne, Saint Joseph's
Wally Jones, Villanova
Hubie White, Villanova
Billy Packer, Wake Forest

Mideast

#Jerry Lucas, Ohio St.
Cotton Nash, Kentucky
Larry Pursiful, Kentucky
John Havlicek, Ohio St.
Bobby Rascoe, Western Ky.

Midwest

#Paul Hogue, Cincinnati
Tom Thacker, Cincinnati
George Wilson, Cincinnati
Ken Charlton, Colorado
Del Ray Mounts, Texas Tech

West

Terry Baker, Oregon St.
Bob Warlick, Pepperdine
Gary Cunningham, UCLA
John Green, UCLA
Walt Hazzard, UCLA
Cornell Green, Utah St.

1963

East

Art Heyman, Duke
Jeff Mullins, Duke
Barry Kramer, NYU
Tom Wynne, Saint Joseph's
Rod Thorn, West Virginia

Mideast

#Jerry Harkness, Loyola Chicago
Howard Komives, Bowling Green
Nate Thurmond, Bowling Green
Dave Downey, Illinois
Leland Mitchell, Mississippi St.

Midwest

#Ken Charlton, Colorado
Ron Bonham, Cincinnati
Tom Thacker, Cincinnati
George Wilson, Cincinnati
Bud Koper, Oklahoma City

West

Art Becker, Arizona St.
Joe Caldwell, Arizona St.
Terry Baker, Oregon St.

Mel Counts, Oregon St.
Ollie Johnson, San Francisco

1964

East

Thomas Kimball, UConn
Jeff Mullins, Duke
Steve Vacendak, Duke
Bill Bradley, Princeton
Wally Jones, Villanova

Mideast

Les Hunter, Loyola Chicago
Bill Buntin, Michigan
Cazzie Russell, Michigan
Jerry Jackson, Ohio
Don Hilt, Ohio St.

Midwest

Paul Silas, Creighton
Willie Murrell, Kansas St.
Roger Suttner, Kansas St.
Bob Dibler, UTEP
Dave Stallworth, Wichita St.

West

#Walt Hazzard, UCLA
Ollie Johnson, San Francisco
John Tresvant, Seattle U.
Gail Goodrich, UCLA
Troy Collier, Utah St.

1965

East

Larry Lakins, NC State
Bill Bradley, Princeton
Robinson Brown, Princeton
Jim Walker, Providence
Cliff Anderson, Saint Joseph's

Mideast

#Clyde Lee, Vanderbilt
Errol Palmer, DePaul
Bill Buntin, Michigan
Cazzie Russell, Michigan
Keith Thomas, Vanderbilt

Midwest

James King, Oklahoma St.
Carroll Hooser, SMU
Dave Leach, Wichita St.
Kelly Pete, Wichita St.
Vernon Smith, Wichita St.

West

#Ollie Johnson, San Francisco
Gary Gray, Oklahoma City
Joe Ellis, San Francisco
Keith Erickson, UCLA
Gail Goodrich, UCLA

1966

East

#Bob Verga, Duke
Jack Marin, Duke
Steve Vacendak, Duke
Matt Guokas, Saint Joseph's
Dave Bing, Syracuse

Mideast

#Pat Riley, Kentucky
Henry Finkel, Dayton
Louie Dampier, Kentucky
Cazzie Russell, Michigan
Wayne Chapman, Western Ky.

Midwest

#Bobby Joe Hill, UTEP

Walter Wesley, Kansas
Dennis Holman, SMU
Carroll Hooser, SMU
David Lattin, UTEP

West

#Jerome Chambers, Utah
Elvin Hayes, Houston
Rick Whelan, Oregon St.
Charlie White, Oregon St.
Merv Jackson, Utah
Rich Tate, Utah

1967

East

#Bob Lewis, North Carolina
Terry Driscoll, Boston College
Larry Miller, North Carolina
Chris Thomforde, Princeton
Rudy Bogad, St. John's (NY)

Mideast

#Don May, Dayton
Bob Hooper, Dayton
Vernon Payne, Indiana
Ron Widby, Tennessee
Glen Combs, Virginia Tech

Midwest

#Elvin Hayes, Houston
Don Chaney, Houston
Joseph White, Kansas
Wes Unseld, Louisville
Dennis Holman, SMU

West

#Lew Alcindor, UCLA
Dave Fox, Pacific
David Lattin, UTEP
Lucius Allen, UCLA
Mike Warren, UCLA

1968

East

#Rusty Clark, North Carolina
Jim McMillian, Columbia
Mike Maloy, Davidson
Larry Miller, North Carolina
Charlie Scott, North Carolina

Mideast

#Dave Sorenson, Ohio St.
Mike Casey, Kentucky
Dan Issel, Kentucky
Brad Luchini, Marquette
Will Hosket, Ohio St.

Midwest

#Elvin Hayes, Houston
Don Chaney, Houston
Theodis Lee, Houston
Butch Beard, Louisville
Wes Unseld, Louisville

West

#Lew Alcindor, UCLA
Ron Nelson, New Mexico
Bud Ogden, Santa Clara
Lucius Allen, UCLA
Mike Warren, UCLA

1969

East

#Charlie Scott, North Carolina
Doug Cook, Davidson
Mike Maloy, Davidson
Jarrett Durham, Duquesne

Bill Bunting, North Carolina

Mideast

#Rick Mount, Purdue
Dan Issel, Kentucky
Dean Meminger, Marquette
George Thompson, Marquette
Bill Keller, Purdue

Midwest

#Willie McCarter, Drake
Cliff Meely, Colorado
Floyd Kerr, Colorado St.
Dolph Pulliam, Drake
Willie Wise, Drake

West

#Lew Alcindor, UCLA
Jimmy Collins, New Mexico St.
Bud Ogden, Santa Clara
Ken Heitz, UCLA
John Vallely, UCLA
Justus Thigpen, Weber St.

1970

East

#Bob Lanier, St. Bonaventure
Calvin Murphy, Niagara
Vann Williford, NC State
Matt Gantt, St. Bonaventure
Howard Porter, Villanova

Mideast

#Austin Carr, Notre Dame
Fred Brown, Iowa
Artis Gilmore, Jacksonville
Rex Morgan, Jacksonville
Dan Issel, Kentucky

Midwest

#Jimmy Collins, New Mexico St.
Al Williams, Drake
David Hall, Kansas St.
Jerry Venable, Kansas St.
Sam Lacey, New Mexico St.

West

#Sidney Wicks, UCLA
Dennis Awtrey, Santa Clara
Henry Bibby, UCLA
Curtis Rowe, UCLA
Marvin Roberts, Utah St.
Nate Williams, Utah St.

1971

East

#Howard Porter, *Villanova
Charley Yelverton, Fordham
Tom Riker, South Carolina
Chris Ford, *Villanova
Hank Siemiontkowski, *Villanova

Mideast

#Jim McDaniels, Western Ky.
Jim Chones, Marquette
Dean Meminger, Marquette
Allan Hornyak, Ohio St.
Luther Witte, Ohio St.

Midwest

#Dave Robisch, Kansas
Jeff Halliburton, Drake
Poo Welch, Houston
Bud Stallworth, Kansas
Austin Carr, Notre Dame

West

#Sidney Wicks, UCLA
Ed Ratleff, *Long Beach St.

George Trapp, *Long Beach St.
John Gianelli, Pacific
Curtis Rowe, UCLA

1972

East

#Dennis Wuycik, North Carolina
George Karl, North Carolina
Bob McAdoo, North Carolina
Kevin Joyce, South Carolina
Hank Siemiontkowski, Villanova

Midwest

#Ron King, Florida St.
Jim Andrews, Kentucky
Bob Lackey, Marquette
Jim Brewer, *Minnesota
Clyde Turner, *Minnesota

Midwest

#Jim Price, Louisville
Dan Beard, Kansas St.
Bo Lamar, *Louisiana
Ron Thomas, Louisville
Larry Robinson, Texas

West

#Bill Walton, UCLA
Ed Ratleff, *Long Beach St.
Mike Quick, San Francisco
Henry Bibby, UCLA
Bob Davis, Weber St.

1973

East

#Ernie DiGregorio, Providence
Tom McMillen, Maryland
Marvin Barnes, Providence
Kevin Stacom, Providence
Dennis Duval, Syracuse

Midwest

#Steve Downing, Indiana
Howard Jackson, *Austin Peay
Quinn Buckner, Indiana
Jim Andrews, Kentucky
Larry McNeill, Marquette

Midwest

#Larry Finch, Memphis
Bo Lamar, *Louisiana
Larry Kenon, Memphis
Ron Robinson, Memphis
Alex English, South Carolina

West

#Bill Walton, UCLA
Mike Contreras, Arizona St.
Mike Quick, San Francisco
Phil Smith, San Francisco
Tommy Curtis, UCLA

1974

East

#Tom Burluson, NC State
#David Thompson, NC State
Bruce Grimm, Furman
Monte Towe, NC State
Bill Knight, Pittsburgh

Midwest

#Campy Russell, Michigan
Bo Ellis, Marquette
Waymon Britt, Michigan
John Shumate, Notre Dame
Jeff Fosnes, Vanderbilt

Midwest

#Sam McCants, Oral Roberts
Gene Harmon, Creighton
Danny Knight, Kansas
Roger Morningstar, Kansas
Allen Murphy, Louisville

West

#Bill Walton, UCLA
Don Smith, Dayton
Mike Sylvester, Dayton
Dave Meyers, UCLA
Keith Wilkes, UCLA

1975

East

#Chuckie Williams, Kansas St.
Brad Hoffman, North Carolina
Mitch Kupchak, North Carolina
Rudy Hackett, Syracuse
Jim Lee, Syracuse

Midwest

#Kent Benson, Indiana
Dan Roundfield, Central Mich.
Steve Green, Indiana
Jimmy Dan Conner, Kentucky
Mike Flynn, Kentucky

Midwest

#Phil Bond, Louisville
Bob Miller, Cincinnati
Junior Bridgeman, Louisville
John Lucas, Maryland
Adrian Dantley, Notre Dame

West

#Marques Johnson, UCLA
Lionel Hollins, Arizona St.
Eric Hays, Montana
Robert Smith, UNLV
Richard Washington, UCLA

1976

East

#Ed Jordan, Rutgers
Tony Hanson, UConn
Al Weston, UConn
Mike Dabney, Rutgers
Will Bynum, VMI
Ron Carter, VMI

Midwest

#Kent Benson, Indiana
#Scott May, Indiana
Anthony Murray, Alabama
Earl Tatum, Marquette
Tom Cutter, Western Mich.

Midwest

#Willie Smith, Missouri
Rickey Green, Michigan
Phil Hubbard, Michigan
Adrian Dantley, Notre Dame
Rick Bullock, Texas Tech

West

#Richard Washington, UCLA
Al Fleming, Arizona
Herman Harris, Arizona
Jim Rappis, Arizona
Marques Johnson, UCLA

1977

East

#John Kuester, North Carolina
Jack Givens, Kentucky

Walter Davis, North Carolina
Toby Knight, Notre Dame
Ron Carter, VMI

Midwest

#Cedric Maxwell, Charlotte
Lew Massey, Charlotte
John Long, Detroit Mercy
Rickey Green, Michigan
Phil Hubbard, Michigan

Midwest

#Butch Lee, Marquette
Bo Ellis, Marquette
Mike Glenn, Southern Ill.
Skip Brown, Wake Forest
Jerry Schellenberg, Wake Forest

West

#Eddie Owens, UNLV
#Robert Smith, UNLV
Steve Hayes, Idaho St.
Ed Thompson, Idaho St.
Marques Johnson, UCLA
Jeff Jonas, Utah

1978

East

#Jim Spanarkel, Duke
Eugene Banks, Duke
Mike Gminski, Duke
Bobby Willis, Penn
Keith Herron, Villanova

Midwest

#Kyle Macy, Kentucky
Jack Givens, Kentucky
Mike Phillips, Kentucky
Magic Johnson, Michigan St.
Greg Kelsner, Michigan St.

Midwest

#Kelly Tripucka, Notre Dame
Dave Corzine, DePaul
Gary Garland, DePaul
Rick Wilson, Louisville
Rich Branning, Notre Dame

West

#Ron Brewer, Arkansas
Marvin Delfo, Arkansas
Sidney Moncrief, Arkansas
Keith Anderson, Cal St. Fullerton
Greg Bunch, Cal St. Fullerton

1979

East

Tony Price, Penn
Tim Smith, Penn
Reggie Carter, St. John's (NY)
Wayne McKoy, St. John's (NY)
Ron Plair, St. John's (NY)

Midwest

#Greg Kelsner, Michigan St.
Magic Johnson, Michigan St.
Bill Hanzlik, Notre Dame
Kelly Tripucka, Notre Dame
Jim Swaney, Toledo

Midwest

#Larry Bird, Indiana St.
Sidney Moncrief, Arkansas
Steve Schall, Arkansas
Carl Nicks, Indiana St.
Raymond Whitley, Oklahoma

West

#Gary Garland, DePaul

Curtis Watkins, DePaul
Bill Cartwright, San Francisco
David Greenwood, UCLA
Roy Hamilton, UCLA

1980

East

#Eric Floyd, Georgetown
Vince Brookins, Iowa
John Duren, Georgetown
Craig Shelton, Georgetown
Louis Orr, Syracuse

Midwest

#Joe Barry Carroll, Purdue
Mike Gminski, Duke
Isiah Thomas, Indiana
Fred Cowan, Kentucky
Drake Morris, Purdue

Midwest

#Darrell Griffith, Louisville
DeWayne Scales, LSU
Wiley Brown, Louisville
Mark Dressler, Missouri
David Britton, Texas A&M

West

#Mike Sanders, *UCLA
Larry Nance, Clemson
Kelvin Ransley, Ohio St.
Rod Foster, *UCLA
Kiki Vandeweghe, *UCLA

1981

East

#Jeff Lamp, Virginia
Danny Ainge, BYU
Orlando Woolridge, Notre Dame
Lee Raker, Virginia
Ralph Sampson, Virginia

Midwest

#Isiah Thomas, Indiana
Glenn Marcus, UAB
Ray Tolbert, Indiana
Randy Wittman, Indiana
Brian Warwick, Saint Joseph's

Midwest

#Durand Macklin, LSU
Greg Cook, LSU
Ethan Martin, LSU
Cliff Levingston, Wichita St.
Randy Smithson, Wichita St.

West

#Al Wood, North Carolina
Rolando Blackman, Kansas St.
Ed Nealy, Kansas St.
Sam Perkins, North Carolina
James Worthy, North Carolina

1982

East

#James Worthy, North Carolina
Jimmy Black, North Carolina
Sam Perkins, North Carolina
Ed Pinckney, Villanova
John Pinone, Villanova

Midwest

#Oliver Robinson, UAB
Lancaster Gordon, Louisville
Charles Jones, Louisville
Derek Smith, Louisville
Ralph Sampson, Virginia

Midwest

#Robert Williams, Houston
John Bagley, Boston College
John Garris, Boston College
Larry Micheaux, Houston
Ricky Frazier, Missouri

West

#Eric Floyd, Georgetown
Rod Higgins, Fresno St.
Patrick Ewing, Georgetown
Lester Conner, *Oregon St.
Charlie Sitton, *Oregon St.

1983

East

#James Banks, Georgia
Terry Fair, Georgia
Vern Fleming, Georgia
Michael Jordan, North Carolina
Chris Mullin, St. John's (NY)

Midwest

#Lancaster Gordon, Louisville
Darrell Walker, Arkansas
Jim Master, Kentucky
Melvin Turpin, Kentucky
Scooter McCray, Louisville

West

#Akeem Olajuwon, Houston
Larry Micheaux, Houston
Michael Young, Houston
Greg Stokes, Iowa
John Pinone, Villanova

West

#Dereck Whittenburg, NC State
John Garris, Boston College
Thurl Bailey, NC State
Lorenzo Charles, NC State
Ralph Sampson, Virginia

1984

East

#Jim Miller, Virginia
Steve Alford, Indiana
Uwe Blab, Indiana
Sam Perkins, North Carolina
Olden Polynice, Virginia

Midwest

#Dickey Beal, Kentucky
Bruce Douglas, Illinois
Sam Bowie, Kentucky
Melvin Turpin, Kentucky
Lancaster Gordon, Louisville

West

#Akeem Olajuwon, Houston
Michael Young, Houston
William Bedford, *Memphis
Kenny Green, Wake Forest
Delaney Rudd, Wake Forest

West

#Patrick Ewing, Georgetown
Roosevelt Chapman, Dayton
Ed Young, Dayton
Michael Jackson, Georgetown
Detlef Schrempf, Washington

1985

East

#Patrick Ewing, Georgetown
David Wingate, Georgetown
Bruce Dalrymple, Georgia Tech

Mark Price, Georgia Tech
John Salley, Georgia Tech
Doug Altenberger, Illinois

Southeast

#Ed Pinckney, Villanova
Adrian Branch, Maryland
Brad Daugherty, North Carolina
Kenny Smith, North Carolina
Harold Pressley, Villanova

Midwest

#*Andre Turner, Memphis
Karl Malone, Louisiana Tech
William Bedford, *Memphis
Keith Lee, *Memphis
Darryl Kennedy, Oklahoma
Wayman Tisdale, Oklahoma

West

#Chris Mullin, St. John's (NY)
Kenny Walker, Kentucky
Lorenzo Charles, NC State
Spud Webb, NC State
Walter Berry, St. John's (NY)

1986

East

#Johnny Dawkins, Duke
Ken McFadden, Cleveland St.
Mark Alarie, Duke
David Robinson, Navy
Kylor Whitaker, Navy

Southeast

#Don Redden, LSU
Mark Price, Georgia Tech
Winston Bennett, Kentucky
Kenny Walker, Kentucky
Ricky Blanton, LSU

Midwest

#Danny Manning, Kansas
Calvin Thompson, Kansas
Scott Skiles, Michigan St.
Charles Shackleford, NC State
Chris Washburn, NC State

West

#Chuck Person, Auburn
Herbert Crook, Louisville
Pervis Ellison, Louisville
Billy Thompson, Louisville
Brad Daugherty, North Carolina

1987

East

#Rony Seikaly, Syracuse
J.R. Reid, North Carolina
David Rivers, Notre Dame
Derrick Coleman, Syracuse
Sherman Douglas, Syracuse

Southeast

#Billy Donovan, Providence
Reggie Williams, Georgetown
Danny Manning, Kansas
Darryl Wright, Providence
Steve Wright, Providence

Midwest

#Nikita Wilson, LSU
Tommy Amaker, Duke
Steve Alford, Indiana
Rick Calloway, Indiana
Anthony Wilson, LSU

West

#Armon Gilliam, UNLV

B.J. Armstrong, Iowa
Kevin Gamble, Iowa
Tim McCalister, Oklahoma
Fennis Dembo, Wyoming

1988

East

#Danny Ferry, Duke
Billy King, Duke
Kevin Strickland, Duke
Carlton Owens, Rhode Island
Tim Perry, Temple

Southeast

#Stacey King, Oklahoma
Rex Chapman, *Kentucky
Harvey Grant, Oklahoma
Doug West, Villanova
Kenny Wilson, Villanova

Midwest

#Danny Manning, Kansas
Milt Newton, Kansas
Kevin Pritchard, Kansas
Mitch Richmond, Kansas St.
William Scott, Kansas St.

West

#Sean Elliott, Arizona
Steve Kerr, Arizona
Tom Tolbert, Arizona
Rumeal Robinson, Michigan
J.R. Reid, North Carolina

1989

East

#Danny Ferry, Duke
Phil Henderson, Duke
Christian Laettner, Duke
Alonzo Mourning, Georgetown
Charles Smith, Georgetown

Southeast

#Glen Rice, Michigan
Sean Higgins, Michigan
Rumeal Robinson, Michigan
J.R. Reid, North Carolina
John Crotty, Virginia

Midwest

#Nick Anderson, Illinois
Kenny Battle, Illinois
Kendall Gill, Illinois
Sherman Douglas, Syracuse
Billy Owens, Syracuse

West

#Andrew Gaze, Seton Hall
Sean Elliott, Arizona
David Butler, UNLV
Gerald Greene, Seton Hall
Daryll Walker, Seton Hall

1990

East

#Christian Laettner, Duke
Alaa Abdelnaby, Duke
Phil Henderson, Duke
Tate George, UConn
Chris Smith, UConn

Southeast

#Kenny Anderson, Georgia Tech
Dennis Scott, Georgia Tech
Steve Smith, Michigan St.
Willie Burton, Minnesota
Melvin Newbern, Minnesota

Midwest

#Lenzie Howell, Arkansas
Lee Mayberry, Arkansas
Oliver Miller, Arkansas
Lance Blanks, Texas
Travis Mays, Texas

West

#Stacey Augmon, UNLV
Chandler Thompson, Ball St.
Bo Kimble, Loyola Marymount
Anderson Hunt, UNLV
Larry Johnson, UNLV

1991

East

#Mark Mason, Temple
Carl Thomas, Eastern Mich.
Hubert Davis, North Carolina
Rick Fox, North Carolina
Mik Kilgore, Temple

Southeast

#Alonzo Jamison, Kansas
Todd Day, Arkansas
Oliver Miller, Arkansas
Terry Brown, Kansas
Adonis Jordan, Kansas

Midwest

#Bobby Hurley, Duke
Thomas Hill, Duke
Christian Laettner, Duke
Jason Buchanan, St. John's (NY)
Malik Sealy, St. John's (NY)

West

#Larry Johnson, UNLV
Brian Williams, Arizona
Greg Anthony, UNLV
Stacey Augmon, UNLV
Terry Dehere, Seton Hall

1992

East

#Christian Laettner, Duke
Bobby Hurley, Duke
Jamal Mashburn, Kentucky
Sean Woods, Kentucky
Gordon Winchester, Seton Hall

Southeast

#Jalen Rose, *Michigan
Chris Webber, *Michigan
Eric Montross, North Carolina
Lawrence Funderburke, Ohio St.
Jim Jackson, Ohio St.

Midwest

#Herb Jones, Cincinnati
Anthony Buford, Cincinnati
Nick Van Exel, Cincinnati
Jon Barry, Georgia Tech
Anfernee Hardaway, Memphis

West

#Eric Anderson, Indiana
Damon Bailey, Indiana
Calbert Cheaney, Indiana
Alan Henderson, Indiana
Tracy Murray, UCLA

1993

East

#George Lynch, North Carolina
Erik Martin, Cincinnati
Nick Van Exel, Cincinnati

Eric Montross, North Carolina
Donald Williams, North Carolina

Southeast

#Travis Ford, Kentucky
Rodney Dobard, Florida St.
Jamal Mashburn, Kentucky
Jared Prickett, Kentucky
Mark Bell, Western Ky.

Midwest

#Calbert Cheaney, Indiana
Greg Graham, Indiana
Adonis Jordan, Kansas
Richard Scott, Kansas
Rex Walters, Kansas

West

#Chris Webber, *Michigan
Juwan Howard, *Michigan
Jalen Rose, *Michigan
Eddie Jones, Temple
Aaron McKie, Temple

1994

East

#Craig Brown, Florida
Bill Curley, Boston College
Howard Easley, Boston College
Dan Cross, Florida
Andrew DeClercq, Florida

Southeast

#Grant Hill, Duke
Jeff Capel, Duke
Cherokee Parks, Duke
Cuonzo Martin, Purdue
Glenn Robinson, Purdue

Midwest

#Juwan Howard, Michigan
Clint McDaniel, Arkansas
Scotty Thurman, Arkansas
Corliss Williamson, Arkansas
Gary Collier, Tulsa

West

#Khalid Reeves, Arizona
Damon Stoudamire, Arizona
Melvin Booker, *Missouri
Adrian Autry, Syracuse
Lawrence Moten, Syracuse

1995

East

#Bryant Reeves, Oklahoma St.
Derek Kellogg, Massachusetts
Scott Pierce, Oklahoma St.
Randy Rutherford, Oklahoma St.
Tim Duncan, Wake Forest

Southeast

#Jerry Stackhouse, North Carolina
Allen Iverson, Georgetown
Tony Delk, Kentucky
Rasheed Wallace, North Carolina
Donald Williams, North Carolina

Midwest

#Corliss Williamson, Arkansas
Scotty Thurman, Arkansas
Mingo Johnson, Memphis
Junior Burrough, Virginia
Harold Deane, Virginia

West

#Tyus Edney, UCLA
Ray Allen, UConn
Donny Marshall, UConn

Toby Bailey, UCLA
Ed O'Bannon, UCLA

1996

East

#Marcus Camby, *Massachusetts
Allen Iverson, Georgetown
Donta Bright, *Massachusetts
Carmelo Travieso, *Massachusetts
Jason Sasser, *Texas Tech

Southeast

#Dontae' Jones, Mississippi St.
Darnell Burton, Cincinnati
Danny Fortson, Cincinnati
Erick Dampier, Mississippi St.
Darryl Wilson, Mississippi St.

Midwest

#Tony Delk, Kentucky
Derek Anderson, Kentucky
Anthony Epps, Kentucky
Antoine Walker, Kentucky
Tim Duncan, Wake Forest

West

#John Wallace, Syracuse
Pertha Robinson, Georgia
Shandon Anderson, Georgia
Jacque Vaughn, Kansas
Otis Hill, Syracuse

1997

East

#Shammond Williams, North Carolina
Alex Sanders, Louisville
Vince Carter, North Carolina
Ed Cota, North Carolina
Antawn Jamison, North Carolina

Southeast

#Miles Simon, Arizona
Mike Bibby, Arizona
Paul Pierce, Kansas
God Shammgod, Providence
Jamel Thomas, Providence

Midwest

#Bobby Jackson, *Minnesota
Dedric Willoughby, Iowa St.
Sam Jacobson, *Minnesota
Cameron Dollar, UCLA
Charles O'Bannon, UCLA

West

#Ron Mercer, Kentucky
Wayne Turner, Kentucky
Rashid Bey, Saint Joseph's
Brevin Knight, Stanford
Keith Van Horn, Utah

1998

East

#Antawn Jamison, North Carolina
Khalid El-Amin, UConn
Richard Hamilton, UConn
Vince Carter, North Carolina
Ed Cota, North Carolina
Shammond Williams, North Carolina

South

#Wayne Turner, Kentucky
Trajan Langdon, Duke
Roshawn McLeod, Duke
Scott Padgett, Kentucky
Jeff Sheppard, Kentucky

Midwest

#Arthur Lee, Stanford
Cuttino Mobley, Rhode Island
Tyson Wheeler, Rhode Island
Mark Madsen, Stanford
Bryce Drew, Valparaiso

West

#Andre Miller, Utah
Mike Bibby, Arizona
Michael Doleac, Utah
Alex Jensen, Utah
Hanno Mottola, Utah

1999

East

#Trajan Langdon, Duke
William Avery, Duke
Elton Brand, Duke
Mark Karcher, Temple
Pepe Sanchez, Temple

South

#Scoonie Penn, Ohio St.
Ken Johnson, Ohio St.
Michael Redd, Ohio St.
Erick Barkley, St. John's (NY)
Lavor Postell, St. John's (NY)

Midwest

#Morris Peterson, Michigan St.
Scott Padgett, Kentucky
Wally Szczerbiak, Miami (OH)
Mateen Cleaves, Michigan St.
A.J. Granger, Michigan St.

West

#Richard Hamilton, UConn
Kevin Freeman, UConn
Ricky Moore, UConn
Casey Calvary, Gonzaga
Quentin Hall, Gonzaga

2000

East

#Mike Miller, Florida
Shane Battier, Duke
Udonis Haslem, Florida
Brett Nelson, Florida
Fredrik Jonzen, Oklahoma St.

South

#Joseph Forte, North Carolina
Jason Capel, North Carolina
Ed Cota, North Carolina
Eric Coley, Tulsa
Brandon Kurtz, Tulsa

Midwest

#Morris Peterson, Michigan St.
Marcus Fizer, Iowa St.
Jamaal Tinsley, Iowa St.
Mateen Cleaves, Michigan St.
A.J. Granger, Michigan St.
Andre Hutson, Michigan St.

West

#Jon Bryant, Wisconsin
Brian Cardinal, Purdue
Carson Cunningham, Purdue
Mike Robinson, Purdue
Mike Kelley, Wisconsin
Andy Kowske, Wisconsin

2001

East

#Jason Williams, Duke

Shane Battier, Duke
David Bluthenthal, Southern California
Sam Clancy, Southern California
Brian Scalabrine, Southern California

South

#Charlie Bell, Michigan St.
Casey Calvary, Gonzaga
David Thomas, Michigan St.
Lynn Greer, Temple
Kevin Lyde, Temple

Midwest

#Gilbert Arenas, Arizona
Jason Gardner, Arizona
Richard Jefferson, Arizona
Loren Woods, Arizona
Robert Archibald, Illinois

West

#Lonny Baxter, Maryland
Kenny Satterfield, Cincinnati
Juan Dixon, Maryland
Casey Jacobsen, Stanford
Ryan Mendez, Stanford

2002

East

#Lonny Baxter, Maryland
Caron Butler, UConn
Tony Robertson, UConn
Juan Dixon, Maryland
Rolan Roberts, Southern Ill.

South

#Tom Coverdale, Indiana
Dane Fife, Indiana
Jared Jeffries, Indiana
Antonio Gates, Kent St.
Trevor Huffman, Kent St.

Midwest

#Drew Gooden, Kansas
Nick Collison, Kansas
Keith Langford, Kansas
Frederick Jones, Oregon
Luke Ridnour, Oregon
James Thomas, Texas

West

#Hollis Price, Oklahoma
Rickey Pauling, Missouri
Kareem Rush, Missouri
Ebi Ere, Oklahoma
Quannas White, Oklahoma

2003

East

#Carmelo Anthony, Syracuse
Marquis Daniels, Auburn
Joel Comette, Butler
Ebi Ere, Oklahoma
Hakim Warrick, Syracuse

South

#T.J. Ford, Texas
Emeka Okafor, UConn
Paul Davis, Michigan St.
Erazem Lorbek, Michigan St.
Brandon Mouton, Texas

Midwest

#Dwyane Wade, Marquette
Keith Bogans, Kentucky
Marquis Estill, Kentucky
Robert Jackson, Marquette
Steve Novak, Marquette

West

#Kirk Hinrich, Kansas
Jason Gardner, Arizona
Luke Walton, Arizona
Nick Collison, Kansas
Keith Langford, Kansas

2004

Atlanta

#Luol Deng, Duke
Shelden Williams, Duke
Lionel Chalmers, Xavier
Anthony Myles, Xavier
Romain Sato, Xavier

East Rutherford, NJ

#John Lucas, Oklahoma St.
Tony Allen, Oklahoma St.
Joey Graham, Oklahoma St.
Jameer Nelson, Saint Joseph's
Delonte West, Saint Joseph's

Phoenix

#Ben Gordon, UConn
Chuck Davis, Alabama
Kennedy Winston, Alabama
Rashad Anderson, UConn
Emeka Okafor, UConn

St. Louis

#Jarrett Jack, Georgia Tech
Clarence Moore, Georgia Tech
Aaron Miles, Kansas
Wayne Simien, Kansas
Kirk Snyder, Nevada

2005

Albuquerque, NM

#Larry O'Bannon, Louisville
Taquan Dean, Louisville
Francisco Garcia, Louisville
Patrick Beilein, West Virginia
Kevin Pittsnogle, West Virginia

Austin, TX

#Shannon Brown, Michigan St.
Chuck Hayes, Kentucky
Maurice Ager, Michigan St.
Paul Davis, Michigan St.
Andrew Bogut, Utah

Chicago

#Deron Williams, Illinois
Hassan Adams, Arizona
Channing Frye, Arizona
Salim Stoudamire, Arizona
Luther Head, Illinois

Syracuse, NY

#Sean May, North Carolina
Rashad McCants, North Carolina
Randy Foye, Villanova
Clayton Hanson, Wisconsin
Alando Tucker, Wisconsin

2006

Atlanta

#Tyrus Thomas, LSU
Shelden Williams, Duke
Glen Davis, LSU
LaMarcus Aldridge, Texas
P.J. Tucker, Texas

Minneapolis

#Joakim Noah, Florida
Craig Smith, Boston College
Taurean Green, Florida

Al Horford, Florida
Randy Foye, Villanova

Oakland, CA

#Ryan Hollins, UCLA
Adam Morrison, Gonzaga
Darius Washington, Memphis
Arron Afflalo, UCLA
Jordan Farmar, UCLA

Washington, D.C.

#Lamar Butler, George Mason
Rudy Gay, UConn
Marcus Williams, UConn
Folarin Campbell, George Mason
Jamaal Williams, Washington

2007

East

#Jeff Green, Georgetown
Roy Hibbert, Georgetown
DeJuan Summers, Georgetown
Tyler Hansbrough, North Carolina
Brandon Wright, North Carolina

South

#Mike Conley Jr., Ohio St.
Chris Douglas-Roberts, Memphis
Jeremy Hunt, Memphis
Ron Lewis, Ohio St.
Greg Oden, Ohio St.

Midwest

#Taurean Green, Florida
Lee Humphrey, Florida
Aaron Brooks, Oregon
Malik Hairston, Oregon
Tajuan Porter, Oregon

West

#Arron Afflalo, UCLA
Russell Robinson, Kansas
Brandon Rush, Kansas
Jamaal Tatum, Southern Ill.
Darren Collison, UCLA

2008

East

#Tyler Hansbrough, North Carolina
Earl Clark, Louisville
Jerry Smith, Louisville
Wayne Ellington, North Carolina
Ty Lawson, North Carolina

South

#Derrick Rose, *Memphis
Joey Dorsey, *Memphis
Chris Douglas-Roberts, *Memphis
Brook Lopez, Stanford
D.J. Augustin, Texas

Midwest

#Stephen Curry, Davidson
Jason Richards, Davidson
Mario Chalmers, Kansas
Sasha Kaun, Kansas
Brandon Rush, Kansas

West

#Kevin Love, UCLA
Darren Collison, UCLA
Russell Westbrook, UCLA
Tyrone Brazelton, Western Ky.
Josh Duncan, Xavier

2009

East

#Scottie Reynolds, Villanova

DeJuan Blair, Pittsburgh
Sam Young, Pittsburgh
Dwayne Anderson, Villanova
Dante Cunningham, Villanova

South

#Ty Lawson, North Carolina
Danny Green, North Carolina
Tyler Hansbrough, North Carolina
Blake Griffin, Oklahoma
Jonny Flynn, Syracuse

Midwest

#Goran Suton, Michigan St.
Cole Aldrich, Kansas
Earl Clark, Louisville
Kalin Lucas, Michigan St.
Travis Walton, Michigan St.

West

#A.J. Price, UConn
Kemba Walker, UConn
Tyreke Evans, Memphis
DeMarre Carroll, Missouri
J.T. Tiller, Missouri

2010

East

#Joe Mazzulla, West Virginia
DeMarcus Cousins, Kentucky
John Wall, Kentucky
Da'Sean Butler, West Virginia
Kevin Jones, West Virginia

South

#Nolan Smith, Duke
Tweet Carter, Baylor
LaceDarius Dunn, Baylor
Ekpe Udoh, Baylor
Jon Scheyer, Duke

Midwest

#Durrell Summers, Michigan St.
Draymond Green, Michigan St.
Evan Turner, Ohio St.
Wayne Chism, Tennessee
J.P. Prince, Tennessee

West

#Gordon Hayward, Butler
Shelvin Mack, Butler
Denis Clemente, Kansas St.
Jacob Pullen, Kansas St.
Jordan Crawford, Xavier

2011

East

#Brandon Knight, Kentucky
Josh Harrellson, Kentucky
DeAndre Liggins, Kentucky
Harrison Barnes, North Carolina
Tyler Zeller, North Carolina

Southeast

#Shelvin Mack, Butler
Matt Howard, Butler
Kenny Boynton, Florida
Vernon Macklin, Florida
Alex Tyus, Florida

Southwest

#Jamie Skeen, VCU
Marcus Morris, Kansas
Bradford Burgess, VCU
Joey Rodriguez, VCU
Brandon Rozzell, VCU

West

#Kemba Walker, UConn

Jesse Perry, Arizona
Derrick Williams, Arizona
Jeremy Lamb, UConn
Kyrie Irving, Duke

2012

East

#Jared Sullinger, Ohio St.
Lenzelle Smith Jr., Ohio St.
Deshaun Thomas, Ohio St.
Scoop Jardine, Syracuse
Jordan Taylor, Wisconsin

South

#Michael Kidd-Gilchrist, Kentucky
Quincy Acy, Baylor
Christian Watford, Indiana
Anthony Davis, Kentucky
Doron Lamb, Kentucky

Midwest

#Thomas Robinson, Kansas
Tyshawn Taylor, Kansas
Jeff Withey, Kansas
Tyler Zeller, North Carolina
Walter Offutt, Ohio

West

#Chane Behanan, *Louisville
Bradley Beal, Florida
Gorgui Dieng, *Louisville
Peyton Siva, *Louisville
Draymond Green, Michigan St.

2013

East

#Michael Carter-Williams, Syracuse
Vander Blue, Marquette
Davante Gardner, Marquette
C.J. Fair, Syracuse
James Southerland, Syracuse

South

#Trey Burke, Michigan
Mike Rosario, Florida
Ben McLemore, Kansas
Mitch McGary, Michigan
Nik Stauskas, Michigan

Midwest

#Russ Smith, *Louisville
Seth Curry, Duke
Mason Plumlee, Duke
Gorgui Dieng, *Louisville
Peyton Siva, *Louisville

West

#Malcolm Armstead, Wichita St.
Mark Lyons, Arizona
LaQuinton Ross, Ohio St.
Deshaun Thomas, Ohio St.
Carl Hall, Wichita St.

2014

East

#Shabazz Napier, UConn
DeAndre Daniels, UConn
Dustin Hogue, Iowa St.
Gary Harris, Michigan St.
Andreian Payne, Michigan St.

South

#Scottie Wilbekin, Florida
Devin Oliver, Dayton
Dyshawn Pierre, Dayton
Michael Frazier II, Florida
Dwight Powell, Stanford

Midwest

#Julius Randle, Kentucky
Aaron Harrison, Kentucky
Marcus Lee, Kentucky
Caris LeVert, Michigan
Nik Stauskas, Michigan

West

#Frank Kaminsky, Wisconsin
Aaron Gordon, Arizona
Nick Johnson, Arizona
Xavier Thames, San Diego St.
Traevon Jackson, Wisconsin

2015

East

#Travis Trice, Michigan State
Denzel Valentine, Michigan State
Wayne Blackshear, *Louisville
Montrezl Harrell, *Louisville
Terry Rozier, *Louisville

South

#Tyus Jones, Duke
Matt Jones, Duke
Justise Winslow, Duke
Domantas Sabonis, Gonzaga
Kyle Wiltjer, Gonzaga

Midwest

#Karl-Anthony Towns, Kentucky
Willie Cauley-Stein, Kentucky
Andrew Harrison, Kentucky
Zach Auguste, Notre Dame
Pat Connaughton, Notre Dame

West

#Sam Dekker Wisconsin
Josh Gasser Wisconsin
Frank Kaminsky Wisconsin
Rondae Hollis-Jefferson Arizona
T.J. McConnell Arizona

2016

East

#Brice Johnson, North Carolina
Marcus Paige, North Carolina
V.J. Beachem, Notre Dame
Demetrius Jackson, Notre Dame
Yogi Ferrell, Indiana

South

#Kris Jenkins, Villanova
Ryan Arcidiacono, Villanova
Josh Hart, Villanova
Daniel Ochefu, Villanova
Devonte' Graham, Kansas

Midwest

#Malachi Richardson, Syracuse
Michael Gbinije, Syracuse
London Perrantes, Virginia
Georges Niang, Iowa St.
Domanta Sabonis, Gonzaga

West

#Buddy Hield, Oklahoma
Isaiah Cousins, Oklahoma
Jordan Woodard, Oklahoma
Elgin Cook, Oregon
Brandon Ingram, Duke

2017

East

#Sindarius Thornwell, South Carolina
P.J. Dozier, South Carolina

KeVaughn Allen, Florida
Chris Chiozza, Florida
Nigel Hayes, Wisconsin

South

#Luke Maye, North Carolina
Joel Berry II, North Carolina
Justin Jackson, North Carolina
De'Aaron Fox, Kentucky
Issac Humphries, Kentucky

Midwest

#Jordan Bell, Oregon
Dillon Brooks, Oregon
Tyler Dorsey, Oregon
Josh Jackson, Kansas
Frank Mason III, Kansas

West

#Johnathan Williams, Gonzaga
Jordan Mathews, Gonzaga
Nigel Williams-Goss, Gonzaga
Trevon Bluiett, Xavier
J.P. Macura, Xavier

2018

East

#Jalen Brunson, Villanova
Omari Spellman, Villanova
Eric Paschall, Villanova
Carsen Edwards, Purdue
Keenan Evans, Texas Tech

South

#Ben Richardson, Loyola Chicago
Clayton Custer, Loyola Chicago
Donte Ingram, Loyola Chicago
Xavier Sneed, Kansas St.
Barry Brown, Kansas St.

Midwest

#Malik Newman, *Kansas
Devonte Graham, *Kansas
Marvin Bagley III, Duke
Trevon Duval, Duke
Gary Trent, Duke
Gabe DeVoe, Clemson

West

#Charles Matthews, Michigan
Moritz Wagner, Michigan
Muhammad-Ali Abdur-Rahkman, Michigan
Phil Cofer, Florida St.
Terrance Mann, Florida St.

2019

East

#Cassius Winston, Michigan St.
Xavier Tillman, Michigan St.
R.J. Barrett, Duke
Zion Williamson, Duke
Kerry Blackshear Jr., Virginia Tech

South

#Carsen Edwards, Purdue
Ryan Cline, Purdue
Mamadi Diakite, Virginia
Kyle Guy, Virginia
Ty Jerome, Virginia

Midwest

#Jared Harper, Auburn
Bryce Brown, Auburn
Chuma Okeke, Auburn
Tyler Herro, Kentucky
P.J. Washington, Kentucky

West

#Jarrett Culver, Texas Tech
Matt Mooney, Texas Tech
Trent Forrest, Florida St.
Brandon Clarke, Gonzaga
Rui Hachimura, Gonzaga

2020

Championship canceled due to COVID-19 pandemic

2021

East

#Johnny Juzang, UCLA
Tyger Campbell, UCLA
Jaime Jaquez Jr., UCLA
Chaundee Brown, Michigan
Hunter Dickinson, Michigan

South

#Davion Mitchell, Baylor
Jared Butler, Baylor
MaCio Teague, Baylor
Jalen Tate, Arkansas
Max Abmas, Oral Roberts

Midwest

#DeJon Jarreau, Houston
Quentin Grimes, Houston
Cameron Krutwig, Loyola Chicago
Ethan Thompson, Oregon St.
Buddy Boeheim, Syracuse

West

#Drew Timme, Gonzaga
Corey Kispert, Gonzaga
Jalen Suggs, Gonzaga
Evan Mobley, Southern California
Isaiah Mobley, Southern California

2022

East

#Armando Bacot, North Carolina
Caleb Love, North Carolina
Brady Manek, North Carolina
Daryl Banks III, Saint Peter's
Doug Edert, Saint Peter's

South

#Jermaine Samuels, Villanova
Caleb Daniels, Villanova
Collin Gillespie, Villanova
Justin Moore, Villanova
Jamal Sheard, Houston

Midwest

#Remy Martin, Kansas
Christian Braun, Kansas
David McCormack, Kansas
Kameron McGusty, Miami (FL)
Al Durham, Providence

West

#Paolo Banchero, Duke
Jeremy Roach, Duke
Mark Williams, Duke
JD Notae, Arkansas
Jaylin Williams, Arkansas

2023

East

#Markquis Nowell, Kansas St.
Keyontae Johnson, Kansas St.
Johnell Davis, Fla. Atlantic
Vladislav Goldin, Fla. Atlantic
A.J. Hoggard, Michigan St.

South

#Darrion Trammell, San Diego St.
Lamont Butler, San Diego St.
Ryan Kalkbrenner, Creighton
Baylor Scheierman, Creighton
Tosan Evbuomwan, Princeton

Midwest

#Nijel Pack, Miami (FL)
Jordan Miller, Miami (FL)
Isaiah Wong, Miami (FL)
Timmy Allen, Texas
Marcus Carr, Texas

West

#Jordan Hawkins, UConn
Adama Sanogo, UConn
Julian Strawther, Gonzaga
Drew Timme, Gonzaga
Jaime Jaquez Jr., UCLA

THE TOURNAMENT



| | |
|---|------------|
| Tournament Records | 83 |
| Tournament History Rankings | 95 |
| Tournament Scoring Leaders | 97 |
| Seeds History | 105 |
| Yearly Totals | 118 |
| Conference Won-Lost Records | 123 |
| Tournament Field by State | 136 |
| Televised College Basketball Games | 138 |
| Tournament Facts | 139 |
| Team-By-Team Won-Lost Records | 150 |

TOURNAMENT RECORDS

A national championship game is indicated by (CH), national semifinal game by (NSF), national third-place game by (N3d), regional final game by (RF), regional semifinal game by (RSF), regional third-place game by (R3d), third-round game by (3d R), second-round game by (2d R), first-round game by (1st R), opening-round/First Four game by (OR/FF), and team's appearance later vacated by the NCAA/Committee on Infractions ().*

From 2011-15, the tournament's First Four games were considered to be the first round, while the round of 64 games were the second round and the round of 32 was the third round. Beginning in 2016, the start of the tournament was simply known as the First Four, while the round of 64 went back to being called the first round and the round of 32 went back to being called the second round.

INDIVIDUAL GAME

POINTS

- 61, Austin Carr, Notre Dame vs. Ohio, 1st R, 3-7-1970
- 58, Bill Bradley, Princeton vs. Wichita St., N3d, 3-20-1965
- 56, Oscar Robertson, Cincinnati vs. Arkansas, R3d, 3-15-1958
- 52, Austin Carr, Notre Dame vs. Kentucky, RSF, 3-12-1970
- 52, Austin Carr, Notre Dame vs. TCU, 1st R, 3-13-1971
- 50, David Robinson, Navy vs. Michigan, 1st R, 3-12-1987
- 49, Elvin Hayes, Houston vs. Loyola Chicago, 1st R, 3-9-1968
- 48, Hal Lear, Temple vs. SMU, N3d, 3-23-1956
- 47, Austin Carr, Notre Dame vs. Houston, R3d, 3-20-1971
- 46, Dave Corzine, DePaul vs. Louisville, RSF, 3-17-1978 (2 OT)
- 45, Bob Houbregs, Washington vs. Seattle U., RSF, 3-13-1953
- 45, Austin Carr, Notre Dame vs. Iowa, R3d, 3-14-1970
- 45, Bo Kimble, LMU (CA) vs. New Mexico St., 1st R, 3-16-1990
- 44, Clyde Lovellette, Kansas vs. Saint Louis, RF, 3-22-1952
- 44, Rod Thorn, West Virginia vs. Saint Joseph's, RSF, 3-15-1963
- 44, Dan Issel, Kentucky vs. Notre Dame, RSF, 3-12-1970
- 44, Bill Walton, UCLA vs. Memphis, CH, 3-26-1973
- 44, Hersey Hawkins, Bradley vs. Auburn, 1st R, 3-17-1988
- 44, Travis Mays, Texas vs. Georgia, 1st R, 3-17-1990
- 44, Glenn Robinson, Purdue vs. Kansas, RSF, 3-24-1994

POINTS BY TWO

TEAMMATES

- 85, Austin Carr (61) and Collis Jones (24), Notre Dame vs. Ohio, 1st R, 3-7-1970
- 78, Austin Carr (52) and Collis Jones (26), Notre Dame vs. TCU, 1st R, 3-13-1971
- 78, Jeff Fryer (41) and Bo Kimble (37), LMU (CA) vs. Michigan, 2d R, 3-18-1990
- 74, Bill Bradley (58) and Don Rodenbach (16), Princeton vs. Wichita St., N3d, 3-20-1965
- 74, Austin Carr (52) and Collis Jones (22), Notre Dame vs. Kentucky, RSF, 3-12-1970

POINTS BY TWO OPPOSING

PLAYERS

- 96, Austin Carr (52), Notre Dame, and Dan Issel (44), Kentucky, RSF, 3-12-1970
- 85, Austin Carr (61), Notre Dame, and John Canine (24), Ohio, 1st R, 3-7-1970
- 85, Austin Carr (47), Notre Dame, and Poo Welch (38), Houston, R3d, 3-20-1971
- 83, David Robinson (50), Navy, and Garde Thompson (33), Michigan, 1st R, 3-12-1987
- 80, Hersey Hawkins (44), Bradley, and Chris Morris (36), Auburn, 1st R, 3-17-1988

FIELD GOALS

- 25, Austin Carr, Notre Dame vs. Ohio, 1st R, 3-7-1970
- 22, Bill Bradley, Princeton vs. Wichita St., N3d, 3-20-1965
- 22, Austin Carr, Notre Dame vs. Kentucky, RSF, 3-12-1970
- 22, David Robinson, Navy vs. Michigan, 1st R, 3-12-1987
- 21, Oscar Robertson, Cincinnati vs. Arkansas, R3d, 3-15-1958
- 21, Austin Carr, Notre Dame vs. Iowa, R3d, 3-14-1970
- 21, Bill Walton, UCLA vs. Memphis, CH, 3-26-1973
- 20, Bob Houbregs, Washington vs. Seattle U., RSF, 3-13-1953
- 20, Elvin Hayes, Houston vs. Loyola Chicago, 1st R, 3-9-1968
- 20, Austin Carr, Notre Dame vs. TCU, 1st R, 3-13-1971

FIELD GOALS ATTEMPTED

- 44, Austin Carr, Notre Dame vs. Ohio, 1st R, 3-7-1970
- 42, Lennie Rosenbluth, North Carolina vs. Michigan St., NSF, 3-22-1957 (3 OT)
- 40, Austin Carr, Notre Dame vs. Houston, R3d, 3-20-1971
- 39, Austin Carr, Notre Dame vs. Iowa, R3d, 3-14-1970
- 38, Bob Cousy, Holy Cross vs. North Carolina St., RF, 3-25-1950
- 37, David Robinson, Navy vs. Michigan, 1st R, 3-12-1987
- 37, Charles Jones, LIU vs. Villanova, 1st R, 3-13-1997
- 36, Oscar Robertson, Cincinnati vs. Arkansas, R3d, 3-15-1958

- 36, Rick Mount, Purdue vs. UCLA, CH, 3-22-1969

- 36, Ernie DiGregorio, Providence vs. Memphis, NSF, 3-26-1973

- 36, Popeye Jones, Murray St. vs. Michigan St., 1st R, 3-15-1990 (OT)

- 42, Bo Lamar, *Louisiana vs. Louisville, RSF, 3-16-1972

FIELD-GOAL PERCENTAGE

(Minimum 10 FGM)

- 100% (11-11), Kenny Walker, Kentucky vs. Western Ky., 2d R, 3-16-1986
- 100% (10-10), Marvin Barnes, Providence vs. Penn, RSF, 3-15-1973
- 100% (10-10), Christian Laettner, Duke vs. Kentucky, RF, 3-28-1992 (OT)
- 100% (10-10), Taj Gibson, Southern California vs. Boston College, 1st R, 3-20-2009
- 95.5% (21-22), Bill Walton, UCLA vs. Memphis, CH, 3-26-1973
- 92.3% (12-13), Dennis Holman, SMU vs. Cincinnati, R3d, 3-12-1966
- 92.3% (12-13), Quadre Lollis, Montana St. vs. Syracuse, 1st R, 3-14-1996
- 92.3% (12-13), Christian Koloko, Arizona vs. TCU, 2d R, 3-20-2022 (OT)
- 91.7% (11-12), Pembroke Burrows, Jacksonville vs. Iowa, RSF, 3-12-1970
- 91.7% (11-12), Kenny Gregory, Kansas vs. DePaul, 1st R, 3-17-2000
- 91.7% (11-12), Blake Griffin, Oklahoma vs. Morgan St., 1st R, 3-19-2009

THREE-POINT FIELD GOALS

- 11, Jeff Fryer, LMU (CA) vs. Michigan, 2d R, 3-18-1990
- 10, Freddie Banks, UNLV vs. Indiana, NSF, 3-28-1987
- 10, Roburt Sallie, Memphis vs. Cal St. Northridge, 1st R, 3-19-2009
- 10, Carsen Edwards, Purdue vs. Virginia, RF, 3-30-2019
- 9, Garde Thompson, Michigan vs. Navy, 1st R, 3-12-1987
- 9, Johnny Miller, Temple vs. Cincinnati, 1st R, 3-16-1995
- 9, Johnny Hemsley, Miami (FL) vs. Lafayette, 1st R, 3-12-1999
- 9, Ricky Paulding, Missouri vs. Marquette, 2d R, 3-22-2003 (OT)
- 9, Gerry McNamara, Syracuse vs. BYU, 1st R, 3-18-2004
- 9, Brady Heslip, Baylor vs. Colorado, 3d R, 3-17-2012
- 9, Bryce Alford, UCLA vs. SMU, 2d-R, 3-19-2015
- 9, Carsen Edwards, Purdue vs. Villanova, 2d R, 3-23-2019

THREE-POINT FIELD GOALS ATTEMPTED

- 22, Jeff Fryer, LMU (CA) vs. Arkansas, 1st R, 3-16-1989
20, Chris Walker, Villanova vs. LSU, 1st R, 3-15-1990
19, Freddie Banks, UNLV vs. Indiana, NSF, 3-28-1987
19, Gerald Paddio, UNLV vs. Iowa, 2d R, 3-20-1988
19, Phillip Allen, N.C. A&T vs. Arkansas, 1st R, 3-18-1994
19, Carsen Edwards, Purdue vs. Virginia, RF, 3-30-2019
18, Bobby Hurley, Duke vs. California, 2d R, 3-20-1993
18, Jeff Boschee, Kansas vs. Kentucky, 2d R, 3-14-1999
18, Darius Lane, Seton Hall vs. Oklahoma St., RSF, 3-24-2000
18, Chris Lofton, Tennessee vs. Wichita St., 2d R, 3-18-2006

THREE-POINT FIELD-GOAL PERCENTAGE

(Minimum Five 3FGM)

- 100% (8-8), John Goldsberry, UNCW vs. Maryland, 1st R, 3-21-2003
100% (7-7), Sam Cassell, Florida St. vs. Tulane, 2d R, 3-20-1993
100% (7-7), David Lighty, Ohio St. vs. George Mason, 3d R, 3-20-2011
100% (6-6), Mike Buck, Middle Tenn. vs. Florida St., 1st R, 3-16-1989
100% (6-6), Migjen Bakalli, North Carolina St. vs. Southern Miss., 1st R, 3-14-1991
100% (6-6), Rex Walters, Kansas vs. Ball St., 1st R, 3-18-1993
100% (6-6), Tay Fisher, Siena vs. Vanderbilt, 1st R, 3-21-2008
100% (6-6), Nik Stauskas, Michigan vs. Florida, RF, 3-31-2013
100% (5-5), Mitch Richmond, Kansas St. vs. Georgia, 1st R, 3-12-1987 (OT)
100% (5-5) William Scott, Kansas St. vs. Purdue, RSF, 3-25-1988
100% (5-5), Hubert Davis, North Carolina vs. Eastern Mich., RSF, 3-22-1991
100% (5-5), Kwame Evans, George Washington vs. New Mexico, 1st R, 3-19-1993
100% (5-5), Jamal Mashburn, Kentucky vs. Wake Forest, RSF, 3-25-1993
100% (5-5), Dwayne Morton, Louisville vs. Minnesota, 2d R, 3-20-1994
100% (5-5), Darren Brooks, Southern Ill. vs. Alabama, 1st R, 3-18-2004
100% (5-5), Luke Hancock, *Louisville vs. Michigan, CH, 4-8-2013
100% (5-5), Norbertas Giga, Jacksonville St. vs. Louisville, 1st R, 3-17-2017
100% (5-5), Jabari Walker, Colorado vs. Georgetown, 1st R, 3-20-2021

THREE-POINT FIELD-GOAL PERCENTAGE

(Minimum Seven 3FGM)

- 100% (8-8), John Goldsberry, UNCW vs. Maryland, 1st R, 3-21-2003
100% (7-7), Sam Cassell, Florida St. vs. Tulane, 2d R, 3-20-1993
100% (7-7), David Lighty, Ohio St. vs. George Mason, 3d R, 3-20-2011
88.9% (8-9), Darnell Archey, Butler vs. Louisville, 2d R, 3-23-2003
88.9% (8-9), Eric Bledsoe, Kentucky vs. ETSU, 1st R, 3-18-2010
87.5% (7-8), William Scott, Kansas St. vs. DePaul, 2d R, 3-19-1988
87.5% (7-8), Shane Hawkins, Southern Ill. vs. Syracuse, 1st R, 3-17-1995
87.5% (7-8), Phil Cullen, Utah vs. Indiana, 1st R, 3-14-2002

FREE THROWS MADE

- 23, Bob Carney, Bradley vs. Colorado, RSF, 3-12-1954
23, Travis Mays, Texas vs. Georgia, 1st R, 3-17-1990
21, David Robinson, Navy vs. Syracuse, 2d R, 3-16-1986
19, Tom Hammonds, Georgia Tech vs. Iowa St., 1st R, 3-18-1988
18, John O'Brien, Seattle U. vs. Wyoming, R3d, 3-14-1953
18, Jon Rose, UConn vs. Boston U., 1st R, 3-10-1959
18, Gail Goodrich, UCLA vs. Michigan, CH, 3-20-1965
18, Wayne Simien, Kansas vs. UAB, RSF, 3-26-2004
18, Jared Dudley, Boston College vs. Milwaukee, 2d R, 3-19-2005

- 19, Thomas Walkup, *SFA vs. West Virginia, 1st R, 3-18-2016

FREE THROWS ATTEMPTED

- 27, David Robinson, Navy vs. Syracuse, 2d R, 3-16-1986
27, Travis Mays, Texas vs. Georgia, 1st R, 3-17-1990
26, Bob Carney, Bradley vs. Colorado, RSF, 3-12-1954
24, Donnie Gaunce, Morehead St. vs. Iowa, RSF, 3-16-1956
22, John O'Brien, Seattle U. vs. Wyoming, R3d, 3-14-1953
22, Wilt Chamberlain, Kansas vs. Oklahoma City, RF, 3-16-1957
22, Roger Newman, Kentucky vs. Ohio St., RF, 3-18-1961
22, Ronny Turiaf, Gonzaga vs. Cincinnati, 1st R, 3-20-2003
21, Adrian Dantley, Notre Dame vs. Kansas, 1st R, 3-15-1975
21, John Bagley, Boston College vs. Wake Forest, 2d R, 3-15-1981
21, Tom Hammonds, Georgia Tech vs. Iowa St., 1st R, 3-18-1988
21, Brad Miller, Purdue vs. Rhode Island, 1st R, 3-13-1997

- 21, Jared Dudley, Boston College vs. Milwaukee, 2d R, 3-19-2005

- 21, Vernon Maxwell, *Florida vs. North Carolina St., 1st R, 3-13-1987

FREE-THROW PERCENTAGE

(Minimum 13 FTM)

- 100% (17-17), Adreian Payne, Michigan St. vs. Delaware, 2nd R, 3-20-2014
100% (16-16), Bill Bradley, Princeton vs. Saint Joseph's, 1st R, 3-11-1963 (OT)
100% (16-16), Fennis Dembo, Wyoming vs. UCLA, 2d R, 3-14-1987
100% (15-15), Austin Croshere, Providence vs. Marquette, 1st R, 3-14-1997
100% (14-14), Kemba Walker, UConn vs. Cincinnati, 3d R, 3-19-2011
100% (13-13), Bill Bradley, Princeton vs. Providence, RF, 3-13-1965
100% (13-13), Mike Maloy, Davidson vs. St. John's (NY), RSF, 3-13-1969
100% (13-13), Al Gooden, Ball St. vs. Boston College, 1st R, 3-13-1981
100% (13-13), J'Covan Brown, Texas vs. Arizona, 3d R, 3-20-2011
100% (13-13), Christen Cunningham, Louisville vs. Minnesota, 1st R, 3-21-2019
100% (13-13), Teddy Allen, New Mexico St. vs. UConn, 1st R, 3-17-2022
100% (13-13), Jordan Miller, Miami (FL) vs. Texas, RF, 3-26-2023

REBOUNDS

- 34, Fred Cohen, Temple vs. UConn, RSF, 3-16-1956
31, Nate Thurmond, Bowling Green vs. Mississippi St., R3d, 3-16-1963
30, Jerry Lucas, Ohio St. vs. Kentucky, RF, 3-18-1961
29, Toby Kimball, UConn vs. Saint Joseph's, 1st R, 3-8-1965
28, Elvin Hayes, Houston vs. Pacific, R3d, 3-12-1966
27, Bill Russell, San Francisco vs. Iowa, CH, 3-19-1956
27, John Green, Michigan St. vs. Notre Dame, RSF, 3-15-1957
27, Paul Silas, Creighton vs. Oklahoma City, 1st R, 3-9-1964
27, Elvin Hayes, Houston vs. Loyola Chicago, 1st R, 3-9-1968
26, Howard Jolliff, Ohio vs. Georgia Tech, RSF, 3-11-1960
26, Tom Gola, La Salle vs. North Carolina St., RSF, 3-12-1954
26, Phil Hubbard, Michigan vs. Detroit Mercy, RSF, 3-17-1977
25, Tom Gola, La Salle vs. Canisius, RF, 3-12-1955
25, Jerry Lucas, Ohio St. vs. Western Ky., RSF, 3-11-1960
25, Elvin Hayes, Houston vs. TCU, RF, 3-16-1968
25, Oscar Tshibwe, Kentucky vs. Providence, 1st R, 3-17-2023

REBOUNDS SINCE 1973

- 26, Phil Hubbard, Michigan vs. Detroit Mercy, RSF, 3-17-1977
- 25, Oscar Tshibwe, Kentucky vs. Providence, 1st R, 3-17-2023
- 24, Tom Burleson, North Carolina St. vs. Providence, RSF, 3-14-1974
- 23, Kent Benson, Indiana vs. Kentucky, RSF, 3-22-1975
- 23, Angel Delgado, Seton Hall vs. Kansas, 2d R, 3-17-2018
- 22, Larry Kenon, Memphis vs. Providence, NSF, 3-26-1973
- 22, Akeem Olajuwon, Houston vs. Louisville, NSF, 4-2-1983
- 22, Tim Duncan, Wake Forest vs. Oklahoma St., RSF, 3-24-1995
- 22, Tim Duncan, Wake Forest vs. Saint Mary's (CA), 1st R, 3-14-1997
- 22, Luke Harangody, Notre Dame vs. Washington St., 2d R, 3-22-2008
- 22, Tyler Zeller, North Carolina vs. Ohio, RSF, 3-23-2012 (OT)
- 22, Armando Bacot, North Carolina vs. Saint Peter's, RF, 3-27-2022
- 21, Marvin Barnes, Providence vs. Furman, R3d, 3-16-1974
- 21, Leon Douglas, Alabama vs. Arizona St., 1st R, 3-15-1975
- 21, Ralph Sampson, Virginia vs. UAB, RSF, 3-18-1982
- 21, Loy Vaught, Michigan vs. Illinois St., 1st R, 3-16-1990
- 21, Joe Smith, Maryland vs. Texas, 2d R, 3-18-1995
- 21, Nick Collison, Kansas vs. Syracuse, CH, 4-7-2003
- 21, Kenneth Faried, Morehead St. vs. Alabama St., OR/FF, 3-17-2009
- 21, Armando Bacot, North Carolina vs. Duke, NSF, 4-2-2022

ASSISTS

- 19, Marquis Nowell, Kansas St. vs. Michigan St., RSF, 3-23-2023
- 18, Mark Wade, UNLV vs. Indiana, NSF, 3-28-1987
- 16, Earl Watson, UCLA vs. Maryland, 2d R, 3-18-2000
- 16, Mitch Johnson, Stanford vs. Marquette, 2d R, 3-22-2008
- 16, Ja Morant, Murray St. vs. Marquette, 1st R, 3-21-2019
- 15, Kenny Patterson, DePaul vs. Syracuse, 1st R, 3-15-1985
- 15, Keith Smart, Indiana vs. Auburn, 2d R, 3-14-1987
- 15, Pepe Sanchez, Temple vs. Lafayette, 1st R, 3-17-2000
- 15, Aaron Craft, Ohio St. vs. George Mason, 3d R, 3-20-2011
- 14, Carl Wright, SMU vs. Miami (OH), 1st R, 3-16-1984
- 14, Dickey Beal, Kentucky vs. BYU, 2d R, 3-17-1984
- 14, Pooh Richardson, UCLA vs. Iowa St., 1st R, 3-17-1989
- 14, John Crotty, Virginia vs. Middle Tenn., 2d R, 3-18-1989

- 14, Jason Kidd, California vs. Duke, 2d R, 3-20-1993
- 14, Mike Lloyd, Syracuse vs. Southern Ill., 1st R, 3-17-1995
- 14, Tezale Archie, Pepperdine vs. Oklahoma St., 2d R, 3-19-2000
- 14, Adam Emmenecker, Drake vs. Western Ky., 1st R, 3-21-2008
- 14, Kendall Marshall, North Carolina vs. Washington, 3d R, 3-20-2011
- 14, Brett Comer, FGCU vs. San Diego St., 3d R, 3-24-2013
- 14, Marquis Nowell, Kansas St. vs. Montana St., 1st R, 3-17-2023

-
- 16, Sam Crawford, *New Mexico St. vs. Nebraska, 1st R, 3-19-1993

BLOCKED SHOTS

- 11, Shaquille O'Neal, LSU vs. BYU, 1st R, 3-19-1992
- 10, Shawn Bradley, BYU vs. Virginia, 1st R, 3-14-1991
- 10, Cole Aldrich, Kansas vs. Dayton, 2d R, 3-22-2009
- 10, Jeff Withey, Kansas vs. North Carolina St., RSF, 3-23-2012
- 9, David Robinson, Navy vs. Cleveland St., RSF, 3-21-1986
- 9, D'or Fischer, Northwestern St. vs. Winthrop, OR/FF, 3-13-2001
- 9, Walker Kessler, Auburn vs. Jacksonville St., 1st R, 3-18-2022
- 8, Tim Perry, Temple vs. Lehigh, 1st R, 3-18-1988
- 8, Mark Strickland, Temple vs. Oklahoma St., RSF, 3-22-1991 (OT)
- 8, Acie Earl, Iowa vs. Duke, 2d R, 3-21-1992
- 8, Tim Duncan, Wake Forest vs. Col. of Charleston, 1st R, 3-17-1994
- 8, Erick Dampier, Mississippi St. vs. Utah, 2d R, 3-19-1995
- 8, Tim Duncan, Wake Forest vs. Oklahoma St., RSF, 3-24-1995
- 8, Kelvin Cato, Iowa St. vs. Illinois St., 1st R, 3-13-1997
- 8, Shane Battier, Duke vs. Kansas, 2d R, 3-19-2000
- 8, Tarvis Williams, Hampton vs. Georgetown, 2d R, 3-17-2001
- 8, Kevin Love, UCLA vs. Texas A&M, 2d R, 3-22-2008
- 8, Dallas Lauderdale, Ohio St. vs. UC Santa Barbara, 1st R, 3-19-2010
- 8, D.J. Stephens, Memphis vs. Saint Mary's (CA), 2d R, 3-21-2013
- 8, Brice Johnson, North Carolina vs. FGCU, 1st R, 3-17-2016
- 8, Jordan Bell, Oregon vs. Kansas, RF, 3-25-2017

STEALS

- 8, Darrell Hawkins, Arkansas vs. Holy Cross, 1st R, 3-18-1993
- 8, Grant Hill, Duke vs. California, 2d R, 3-20-1993
- 8, Duane Clemens, Ball St. vs. UCLA, 1st R, 3-16-2000
- 8, Ty Lawson, North Carolina vs. Michigan St., CH, 4-6-2009

- 8, Russ Smith, *Louisville vs. N.C. A&T, 2d R, 3-21-2013
- 8, JD Notae, Arkansas vs. New Mexico St., 2d R, 3-19-2022
- 7, Tommy Amaker, Duke vs. Old Dominion, 2d R, 3-15-1986
- 7, Tommy Amaker, Duke vs. Louisville, CH, 3-31-1986
- 7, Reggie Miller, UCLA vs. Wyoming, 2d R, 3-14-1987
- 7, Delray Brooks, Providence vs. Austin Peay, 2d R, 3-14-1987 (OT)
- 7, Ricky Grace, Oklahoma vs. Iowa, RSF, 3-20-1987 (OT)
- 7, Mookie Blaylock, Oklahoma vs. Kansas, CH, 4-4-1988
- 7, Scott Burrell, UConn vs. Xavier, 2d R, 3-16-1991
- 7, Ted Ellis, Manhattan vs. Oklahoma, 1st R, 3-16-1995
- 7, Kawika Akins, Northern Ariz. vs. Cincinnati, 1st R, 3-12-1998
- 7, T.J. Ford, Texas vs. Oregon, RSF, 3-22-2002
- 7, Zakee Wadood, ETSU vs. Wake Forest, 1st R, 3-21-2003
- 7, Jamon Gordon, Virginia Tech vs. Illinois, 1st R, 3-16-2007
- 7, Darryl Proctor, UMBC vs. Georgetown, 1st R, 3-21-2008
- 7, Brent Arrington, Mississippi Val. vs. Western Ky., 1st R, 3-13-2012

-
- 7, Edgar Padilla, *Massachusetts vs. UCF, 1st R, 3-14-1996

TRIPLE-DOUBLES

- Gary Grant, Michigan vs. North Carolina, 2d R, 3-14-1987: 24 pts., 10 rebs. & 10 asts.
- Shaquille O'Neal, LSU vs. BYU, 1st R, 3-19-1992: 26 pts., 13 rebs. & 11 blks.
- David Cain, St. John's (NY) vs. Texas Tech, 1st R, 3-18-1993: 12 pts., 11 rebs. & 11 asts.
- Andre Miller, Utah vs. Arizona, RF, 3-21-1998: 18 pts., 14 rebs. & 13 asts.
- Dwyane Wade, Marquette vs. Kentucky, RF, 3-29-2003: 29 pts., 11 rebs. & 11 asts.
- Cole Aldrich, Kansas vs. Dayton, 2d R, 3-22-2009: 13 pts., 20 rebs. & 10 blks.
- Draymond Green, Michigan St. vs. UCLA, 2d R, 3-17-2011: 23 pts., 11 rebs. & 10 asts.
- Draymond Green, Michigan St. vs. LIU, 2d R, 3-16-2012: 24 pts., 12 rebs. & 10 asts.
- Ja Morant, Murray St. vs. Marquette, 1st R, 3-21-2019: 17 pts., 11 rebs. & 16 asts.

"UNOFFICIAL" TRIPLE-DOUBLES

- B.H. Born, Kansas vs. Indiana, CH, 3-18-1953: 26 pts., 15 rebs. & 13 blks.
- Oscar Robertson, Cincinnati vs. Kansas St., RF, 3-14-1959: 24 pts., 17 rebs. & 13 asts.
- Oscar Robertson, Cincinnati vs. Louisville, N3d, 3-21-1959: 39 pts., 17 rebs. & 10 asts.
- Oscar Robertson, Cincinnati vs. California, NSF, 3-18-1960: 18 pts., 10 rebs. & 10 asts.
- Oscar Robertson, Cincinnati vs. NYU, N3d, 3-19-1960: 32 pts., 14 rebs. & 11 asts.
- Artis Gilmore, Jacksonville vs. Western Ky., 1st R, 3-13-1971: 12 pts., 22 rebs. & 11 blks.

Magic Johnson, Michigan St. vs. Lamar University, 2d R, 3-11-1979: 13 pts., 17 rebs. & 10 asts.

Magic Johnson, Michigan St. vs. Penn, NSF, 3-24-1979: 29 pts., 10 rebs. & 10 asts.

NOTE: Although assists were not ranked nationally until 1984, and steals and blocked shots were added in 1986, many official tournament box scores before this time included these statistics and were used in compiling the list of "unofficial" tournament triple-doubles.

INDIVIDUAL SERIES

(Three-Game Minimum for Averages and Percentages)

POINTS

184, Glen Rice, Michigan, 1989 (6 games)
177, Bill Bradley, Princeton, 1965 (5)
167, Elvin Hayes, Houston, 1968 (5)
163, Danny Manning, Kansas, 1988 (6)
160, Hal Lear, Temple, 1956 (5)
160, Jerry West, West Virginia, 1959 (5)
158, Austin Carr, Notre Dame, 1970 (3)
158, Joe Barry Carroll, Purdue, 1980 (6)
155, Juan Dixon, Maryland, 2002 (6)
154, Jason Williams, Duke, 2001 (6)

SCORING AVERAGE

52.7 (158 points in 3 games), Austin Carr, Notre Dame, 1970
41.7 (125 in 3), Austin Carr, Notre Dame, 1971
35.8 (143 in 4), Jerry Chambers, Utah, 1966
35.8 (143 in 4), Bo Kimble, LMU (CA), 1990
35.4 (177 in 5), Bill Bradley, Princeton, 1965
35.3 (141 in 4), Clyde Lovellette, Kansas, 1952
35.0 (140 in 4), Gail Goodrich, UCLA, 1965
35.0 (105 in 3), Jerry West, West Virginia, 1960
34.8 (139 in 4), Bob Houbregs, Washington, 1953
34.8 (139 in 4), Carsen Edwards, Purdue, 2019

FIELD GOALS

75, Glen Rice, Michigan, 1989 (6 games)
70, Elvin Hayes, Houston, 1968 (5)
69, Danny Manning, Kansas, 1988 (6)
68, Austin Carr, Notre Dame, 1970 (3)
66, Johnny Dawkins, Duke, 1986 (6)
65, Bill Bradley, Princeton, 1965 (5)
63, Hal Lear, Temple, 1956 (5)
63, Joe Barry Carroll, Purdue, 1980 (6)
63, Stacey King, Oklahoma, 1988 (6)

61, Jim McDaniels, *Western Ky., 1971 (5)

FIELD GOALS ATTEMPTED

137, Elvin Hayes, Houston, 1968 (5 games)
131, Glen Rice, Michigan, 1989 (6)
125, Danny Manning, Kansas, 1988 (6)
124, Lennie Rosenbluth, North Carolina, 1957 (5)
121, Ernie DiGregorio, Providence, 1973 (5)
121, Bo Kimble, LMU (CA), 1990 (4)
119, Elvin Hayes, Houston, 1967 (5)
118, Austin Carr, Notre Dame, 1970 (3)

116, Rick Mount, Purdue, 1969 (4)

138, Jim McDaniels, *Western Ky., 1971 (5)

FIELD-GOAL PERCENTAGE

(Minimum Five FGM Per Game)

81.5% (22-27), Jerrell Wright, La Salle, 2013 (4 games)
80.6% (29-36), Mark Williams, Duke, 2022 (5)
80.0% (16-20), Tyler Davis, Texas A&M, 2016 (3)
78.9% (15-19), Arinze Onuaku, Syracuse, 2009 (3)
78.8% (26-33), Christian Laettner, Duke, 1989 (5)
78.6% (22-28), Heyward Dotson, Columbia, 1968 (3)
78.0% (32-41), Kevin Gamble, Iowa, 1987 (4)
78.0% (46-59), Blake Griffin, Oklahoma, 2009 (4)
77.4% (24-31), Vernon Macklin, Florida, 2011 (4)
77.1% (27-35), Mark Dressler, Missouri, 1980 (3)
78.3% (18-23), Winston Bennett, *Kentucky, 1988 (3)

THREE-POINT FIELD GOALS

28, Carsen Edwards, Purdue, 2019 (4 games)
27, Glen Rice, Michigan, 1989 (6)
26, Freddie Banks, UNLV, 1987 (5)
24, Dennis Scott, Georgia Tech, 1990 (5)
23, Jeff Fryer, LMU (CA), 1990 (4)
23, Jason Williams, Duke, 2001 (6)
23, Luther Head, Illinois, 2005 (6)
23, Lee Humphrey, Florida, 2007 (6)
23, Stephen Curry, Davidson, 2008 (4)
23, Shelvin Mack, Butler, 2011 (6)

THREE-POINT FIELD GOALS MADE PER GAME

7.00 (28 3FGM in 4 games), Carsen Edwards, Purdue, 2019
5.75 (23 in 4), Jeff Fryer, LMU (CA), 1990
5.75 (23 in 4), Stephen Curry, Davidson, 2008
5.33 (16 in 3), Robert Sallie, Memphis, 2009
5.25 (21 in 4), William Scott, Kansas St., 1988
5.20 (26 in 5), Freddie Banks, UNLV, 1987
5.00 (15 in 3), Gerry McNamara, Syracuse, 2004
4.80 (24 in 5), Dennis Scott, Georgia Tech, 1990
4.75 (19 in 4), A.J. Abrams, Texas, 2008
4.67 (14 in 3), Dedric Willoughby, Iowa St., 1997
4.67 (14 in 3), Tyron Brazelton, Western Ky., 2008
4.67 (14 in 3) Bryce Alford, UCLA, 2015
4.67 (14 in 3) Bronson Koenig, Wisconsin, 2017
4.67 (14 in 3) Buddy Boeheim, Syracuse, 2021

THREE-POINT FIELD GOALS ATTEMPTED

66, Jason Williams, Duke, 2001 (6 games)
65, Freddie Banks, UNLV, 1987 (5)
61, Carsen Edwards, Purdue, 2019 (4)
58, Luther Head, Illinois, 2005 (6)
58, Caleb Love, North Carolina, 2022 (6)
57, Shelvin Mack, Butler, 2011 (6)
55, Jeff Fryer, LMU (CA), 1990 (4)

54, Dennis Scott, Georgia Tech, 1990 (5)
53, Kyle Guy, Virginia, 2019 (6)
49, Glen Rice, Michigan, 1989 (6)
49, Kirk Hinrich, Kansas, 2003 (6)
49, Lee Humphrey, Florida, 2007 (6)

THREE-POINT FIELD-GOAL PERCENTAGE

(Minimum 1.5 3FGM Per Game, 2.0 3FGM since 2002)

100% (6-6), Ranzino Smith, North Carolina, 1987 (4 games)
85.7% (6-7), Mike Chappell, Duke, 1998 (4)
81.8% (9-11), Brandon Rush, Kansas, 2007 (4)
80.0% (8-10), John Crotty, Virginia, 1989 (4)
77.8% (7-9), Corey Williams, Oklahoma St., 1992 (3)
77.8% (7-9), Kenny Brown, Stanford, 2008 (3)
75.0% (6-8), Brian Boddicker, Texas, 2002 (3)
75.0% (6-8), Ryan Childress, Tennessee, 2007 (3)
72.7% (8-11), A.J. Granger, Michigan St., 1999 (5)
71.4% (5-7), Ben Caton, Utah, 1996 (3)
71.4% (5-7), Casey Calvary, Gonzaga, 2001 (3)
71.4% (10-14), David Lighty, Ohio St., 2011 (3)

FREE THROWS MADE

55, Bob Carney, Bradley, 1954 (5 games)
49, Don Schlundt, Indiana, 1953 (4)
49, Christian Laettner, Duke, 1991 (6)
47, Bill Bradley, Princeton, 1965 (5)
46, Jerry West, West Virginia, 1959 (5)
45, Cedric Maxwell, Charlotte, 1977 (5)
45, Michael Doleac, Utah, 1998 (6)
44, Len Chappell, Wake Forest, 1962 (5)
44, Kemba Walker, UConn, 2011 (6)
43, Travis Mays, Texas, 1990 (4)

FREE THROWS ATTEMPTED

71, Jerry West, West Virginia, 1959 (5 games)
70, Bob Carney, Bradley, 1954 (5)
63, Don Schlundt, Indiana, 1953 (4)
62, Wilt Chamberlain, Kansas, 1957 (4)
62, Len Chappell, Wake Forest, 1962 (5)
55, David Robinson, Navy, 1986 (4)
54, Christian Laettner, Duke, 1991 (6)
54, Michael Doleac, Utah, 1998 (6)
54, Armando Bacot, North Carolina, 2022 (6)
53, Cedric Maxwell, Charlotte, 1977 (5)
53, Ed Pinckney, Villanova, 1985 (6)
53, Tyler Hansbrough, North Carolina, 2009 (6)

63, Chris Douglas-Roberts, *Memphis, 2008 (6)

PERFECT FREE-THROW

PERCENTAGE

(Most Free Throws; No Game Minimum)

- 100% (35-35), Arthur Lee, Stanford, 1998 (5 games)
- 100% (25-25), J'Covan Brown, Texas, 2011 (2 games)
- 100% (23-23), Richard Morgan, Virginia, 1989 (4)
- 100% (23-23), Doug McDermott, Creighton, 2013 (2)
- 100% (21-21), Keith Van Horn, Utah, 1997 (4)
- 100% (20-20), Shammond Williams, North Carolina, 1998 (5)
- 100% (18-18), Harley Swift, ETSU, 1968 (3)
- 100% (18-18), Mike Vreeswyk, Temple, 1988 (4)
- 100% (18-18), Malcolm Brogdon, Virginia, 2016 (4)
- 100% (17-17), Henry Bibby, UCLA, 1971 (4)
- 100% (17-17), Oliver Robinson, UAB, 1981 (3)

-
- 100% (19-19), Derrick McKey, *Alabama, 1987 (3)

FREE-THROW PERCENTAGE

(Minimum 20 FTM)

- 100% (35-35), Arthur Lee, Stanford, 1998 (5 games)
- 100% (23-23), Richard Morgan, Virginia, 1989 (4)
- 100% (21-21), Keith Van Horn, Utah, 1997 (4)
- 100% (20-20), Shammond Williams, North Carolina, 1998 (5)
- 97.1% (33-34), Lynn Greer, Temple, 2001 (4)
- 96.3% (26-27), Sidney Moncrief, Arkansas, 1979 (3)
- 96.2% (25-26), Jeff Lamp, Virginia, 1981 (5)
- 96.2% (25-26), Michael Doleac, Utah, 1997 (4)
- 96.0% (24-25), Dwayne McClain, Villanova, 1985 (6)
- 95.7% (22-23), Marcus Williams, Connecticut, 2006 (4)

REBOUNDS

- 102, Tom Gola, La Salle, 1954 (5 games)
- 99, Armando Bacot, North Carolina, 2022 (6)
- 97, Elvin Hayes, Houston, 1968 (5)
- 96, Tom Gola, La Salle, 1955 (5)
- 93, Artis Gilmore, Jacksonville, 1970 (5)
- 91, Elgin Baylor, Seattle U., 1958 (5)
- 90, Sam Lacey, New Mexico St., 1970 (5)
- 86, Len Chappell, Wake Forest, 1962 (5)
- 83, Tom Sanders, NYU, 1960 (5)
- 82, Don May, Dayton, 1967 (5)
- 81, Nick Collison, Kansas, 2003 (6)

-
- 89, Clarence Glover, *Western Ky., 1971 (5)

REBOUNDS SINCE 1973

- 99, Armando Bacot, North Carolina, 2022 (6 games)
- 81, Nick Collison, Kansas, 2003 (6)
- 75, Larry Johnson, UNLV, 1990 (6)
- 75, Thomas Robinson, Kansas, 2012 (6)
- 74, Anthony Davis, Kentucky, 2012 (6)

- 73, Derrick Coleman, Syracuse, 1987 (6)
- 69, Kennedy Meeks, North Carolina, 2017 (6)
- 68, Emeka Okafor, UConn, 2004 (6)
- 68, Al Horford, Florida, 2007 (6)
- 67, Larry Bird, Indiana St., 1979 (5)

-
- 68, Chris Webber, *Michigan, 1993 (6)

REBOUND AVERAGE

- 23.3 (70 rebounds in 3 games), Nate Thurmond, Bowling Green, 1963
- 21.7 (65 in 3), Howard Jolliff, Ohio, 1960
- 20.4 (102 in 5), Tom Gola, La Salle, 1954
- 19.4 (97 in 5), Elvin Hayes, Houston, 1968
- 19.3 (77 in 4), John Green, Michigan St., 1957
- 19.2 (96 in 5), Tom Gola, La Salle, 1954
- 19.0 (57 in 3), Paul Silas, Creighton, 1964
- 18.8 (75 in 4), Lew Alcindor, UCLA, 1968
- 18.6 (93 in 5), Artis Gilmore, Jacksonville, 1970
- 18.3 (73 in 4), Jerry Lucas, Ohio St., 1961

REBOUND AVERAGE SINCE 1973

- 17.0 (51 rebounds in 3 games), Marvin Barnes, Providence, 1974
- 16.5 (99 in 6), Armando Bacot, North Carolina, 2022
- 16.3 (49 in 3), Mike Franklin, Cincinnati, 1975
- 15.7 (47 in 3), Cole Aldrich, Kansas, 2009
- 15.3 (61 in 4), Tom Burleson, North Carolina St., 1974
- 15.0 (45 in 3), Phil Hubbard, Michigan, 1977
- 15.0 (45 in 3), Shelden Williams, Duke, 2006
- 15.0 (60 in 4), Blake Griffin, Oklahoma, 2009
- 15.0 (45 in 3), Arsalan Kazemi, Oregon, 2013
- 14.7 (44 in 3), Dale Davis, Clemson, 1990

ASSISTS

- 61, Mark Wade, UNLV, 1987 (5 games)
- 56, Rumeal Robinson, Michigan, 1989 (6)
- 54, Markquis Nowell, Kansas St., 2023 (4)
- 51, T.J. Ford, Texas, 2003 (5)
- 50, Deron Williams, Illinois, 2005 (6)
- 49, Sherman Douglas, Syracuse, 1987 (6)
- 47, Bobby Hurley, Duke, 1992 (6)
- 46, Lazarus Sims, Syracuse, 1996 (6)
- 46, Joey Rodriguez, VCU, 2011 (6)
- 45, Michael Jackson, Georgetown, 1985 (6)

ASSISTS AVERAGE

- 13.50 (54 assists in 4 games), Markquis Nowell, Kansas St., 2023
- 12.20 (61 in 5), Mark Wade, UNLV, 1987
- 11.00 (33 in 3), Earl Watson, UCLA, 2000
- 10.67 (32 in 3), Mark Wade, UNLV, 1986
- 10.33 (31 in 3), Jason Kidd, California, 1993
- 10.33 (31 in 3), Brett Comer, FGCU, 2013
- 10.20 (51 in 5), T.J. Ford, Texas, 2003
- 9.75 (39 in 4), John Crotty, Virginia, 1989
- 9.75 (39 in 4), Kendall Marshall, North Carolina, 2011
- 9.67 (29 in 3), Drew Barry, Georgia Tech, 1996
- 9.67 (29 in 3), Reggie Geary, Arizona, 1996
- 9.67 (29 in 3), Mitch Johnson, Stanford, 2008

BLOCKED SHOTS

- 31, Jeff Withey, Kansas, 2012 (6 games)
- 29, Joakim Noah, Florida, 2006 (6)
- 29, Anthony Davis, Kentucky, 2012 (6)
- 24, Loren Woods, Arizona, 2001 (6)
- 23, David Robinson, Navy, 1986 (4)
- 21, Ken Johnson, Ohio St., 1999 (5)
- 21, Kevin Love, UCLA, 2008 (5)
- 20, Tim Perry, Temple, 1988 (4)
- 20, Tyler Lydon, Syracuse, 2016 (5)
- 19, Alonzo Mourning, Georgetown, 1989 (4)

-
- 21, Marcus Camby, *Massachusetts, 1996 (5)

BLOCKED SHOT AVERAGE

- 5.75 (23 blocks in 4 games), David Robinson, Navy, 1986
- 5.67 (17 in 3), Jeff Withey, Kansas, 2013
- 5.33 (16 in 3), Tim Duncan, Wake Forest, 1995
- 5.33 (16 in 3), Erick Dampier, Mississippi St., 1995
- 5.33 (16 in 3), Cole Aldrich, Kansas, 2009
- 5.17 (31 in 6), Jeff Withey, Kansas, 2012
- 5.00 (20 in 4), Tim Perry, Temple, 1988
- 5.00 (15 in 3), Shelden Williams, Duke, 2006
- 4.83 (29 in 6), Joakim Noah, Florida, 2006
- 4.83 (29 in 6), Anthony Davis, Kentucky, 2012

STEALS

- 23, Mookie Blaylock, Oklahoma, 1988 (6 games)
- 19, Mike Kelley, Wisconsin, 2000 (5)
- 18, Tommy Amaker, Duke, 1986 (6)
- 18, Mark Wade, UNLV, 1987 (5)
- 18, Lee Mayberry, Arkansas, 1990 (5)
- 17, Kendall Gill, Illinois, 1989 (5)
- 17, Antoine Walker, Kentucky, 1996 (6)
- 17, Jason Terry, Arizona, 1997 (6)
- 17, Wayne Turner, Kentucky, 1997 (6)
- 17, Gilbert Arenas, Arizona, 2001 (6)
- 17, Mario Chalmers, Kansas, 2008 (6)

-
- 19, Edgar Padilla, *Massachusetts, 1996 (5)

STEALS AVERAGE

- 5.00 (15 steals in 3 games), Jevon Carter, West Virginia, 2018
- 4.67 (14 in 3), Ricky Grace, Oklahoma, 1987
- 4.33 (13 in 3), Jason Kidd, California, 1993
- 4.00 (16 in 4), Markquis Nowell, Kansas St., 2023
- 3.83 (23 in 6), Mookie Blaylock, Oklahoma, 1988
- 3.80 (19 in 5), Mike Kelley, Wisconsin, 2000
- 3.67 (11 in 3), Scott Burrell, UConn, 1991
- 3.67 (11 in 3), Damian Owens, West Virginia, 1998
- 3.67 (11 in 3), Jason Hart, Syracuse, 1998
- 3.67 (11 in 3), Jamaal Williams, Washington, 2006
- 3.67 (11 in 3), Fred Van Vleet, Wichita St., 2016
- 3.67 (11 in 3), Tyrese Hunter, Iowa St., 2022

-
- 3.80 (19 in 5), Edgar Padilla, *Massachusetts, 1996

INDIVIDUAL CAREER

(Two-Year Minimum for Averages and Percentages)

POINTS

407, Christian Laettner, Duke, 1989-92 (23 games)
358, Elvin Hayes, Houston, 1966-68 (13)
328, Danny Manning, Kansas, 1985-88 (16)
325, Tyler Hansbrough, North Carolina, 2006-09 (17)
324, Oscar Robertson, Cincinnati, 1958-60 (10)
308, Glen Rice, Michigan, 1986-89 (13)
304, Lew Alcindor, UCLA, 1967-69 (12)
303, Bill Bradley, Princeton, 1963-65 (9)
303, Corliss Williamson, Arkansas, 1993-95 (15)
301, Drew Timme, Gonzaga, 2021-23 (13)
294, Juan Dixon, Maryland, 1999-2002 (16)
289, Austin Carr, Notre Dame, 1969-71 (7)
279, Calbert Cheaney, Indiana, 1990-93 (13)
278, Shane Battier, Duke, 1998-2001 (19)
275, Jerry West, West Virginia, 1958-60 (9)
269, Danny Ferry, Duke, 1986-89 (19)
269, Grant Hill, Duke, 1991-94 (20)
267, Nick Collison, Kansas, 2000-03 (16)
267, Kenny Boynton, Florida, 2010-13 (13)
266, Jerry Lucas, Ohio St., 1960-62 (12)
260, Reggie Williams, Georgetown, 1984-87 (17)
260, Miles Simon, Arizona, 1995-98 (14)

280, Juwan Howard, *Michigan, 1992-94 (16)

SCORING AVERAGE

(Minimum six games)

41.3 (289 points in 7 games), Austin Carr, Notre Dame, 1969-71
33.7 (303 in 9), Bill Bradley, Princeton, 1963-65
32.4 (324 in 10), Oscar Robertson, Cincinnati, 1958-60
30.6 (275 in 9), Jerry West, West Virginia, 1958-60
30.5 (183 in 6), Bob Pettit, LSU, 1953-54
29.3 (176 in 6), Dan Issel, Kentucky, 1968-70
29.1 (204 in 7), Bo Kimble, LMU (CA), 1988-90
28.6 (200 in 7), David Robinson, Navy, 1985-87
27.8 (167 in 6), Hank Finkel, Dayton, 1965-66
27.6 (221 in 8), Len Chappell, Wake Forest, 1961-62
27.5 (358 in 13), Elvin Hayes, Houston, 1966-68
27.4 (192 in 7), Bob Houbregs, Washington, 1951, 53
27.0 (162 in 6), Don Schlundt, Indiana, 1953-54
26.7 (160 in 6), Travis Mays, Texas, 1989-90
26.3 (184 in 7), Jimmer Fredette, BYU, 2008-11
25.8 (155 in 6), Ollie Johnson, San Francisco, 1963-65
25.7 (180 in 7), Kenny Anderson, Georgia Tech, 1990-91
25.5 (153 in 6), Barry Kramer, NYU, 1962-63
29.3 (176 in 6), Jim McDaniels, *Western Ky., 1970-71
29.2 (175 in 6), Bo Lamar, *Louisiana, 1972-73

FIELD GOALS

152, Elvin Hayes, Houston, 1966-68 (13 games)
140, Danny Manning, Kansas, 1985-88 (16)
128, Glen Rice, Michigan, 1986-89 (13)
128, Christian Laettner, Duke, 1989-92 (23)
123, Corliss Williamson, Arkansas, 1993-95 (15)

FIELD GOALS ATTEMPTED

310, Elvin Hayes, Houston, 1966-68 (13 games)
257, Danny Manning, Kansas, 1985-88 (16)
235, Oscar Robertson, Cincinnati, 1958-60 (10)
225, Austin Carr, Notre Dame, 1969-71 (7)
224, Glen Rice, Michigan, 1986-89 (13)

FIELD-GOAL PERCENTAGE

(Minimum 70 FGM)

68.6% (109-159), Bill Walton, UCLA, 1972-74 (12 games)
68.4% (78-114), Stephen Thompson, Syracuse, 1987-90 (15)
68.0% (70-103), Brad Daugherty, North Carolina, 1983-86 (12)
65.2% (86-132), Andre Hutson, Michigan St., 1998-2001 (19)
65.1% (95-146), Akeem Olajuwon, Houston, 1982-84 (15)

THREE-POINT FIELD GOALS

47, Lee Humphrey, Florida, 2004-07 (15 games)
43, Shelvin Mack, Butler, 2009-11 (13)
42, Bobby Hurley, Duke, 1990-93 (20)
41, A.J. Abrams, Texas, 2006-09 (12)
40, Tony Delk, Kentucky, 1993-96 (17)

THREE-POINT FIELD GOALS ATTEMPTED

115, J.J. Redick, Duke, 2003-06 (14 games)
112, Jason Williams, Duke, 2000-02 (12)
103, Anderson Hunt, UNLV, 1989-91 (15)
102, Lee Humphrey, Florida, 2004-07 (15)
100, Jeff Boschee, Kansas, 1999-2002 (12)

THREE-POINT FIELD GOALS MADE PER GAME

(Minimum 25 3FGM)

5.43 (38 3FGM in 7 games), Jeff Fryer, LMU (CA), 1988-90
4.33 (26 in 6), William Scott, Kansas St., 1987-88
4.13 (33 in 8), Dennis Scott, Georgia Tech, 1988-90
3.80 (38 in 10), Carsen Edwards, Purdue, 2017-19
3.78 (34 in 9), Darnell Burton, Cincinnati, 1994-97
3.50 (28 in 8), Darryl Wilson, Mississippi St., 1995-96

THREE-POINT FIELD-GOAL PERCENTAGE

(Minimum 20 3FGM)

65.0% (26-40), William Scott, Kansas St., 1987-88 (5 games)
62.5% (20-32), Sam Cassell, Florida St., 1992-93 (7)

61.8% (21-34), Steve Alford, Indiana, 1984, 86-87 (10)

60.0% (21-35), Pete Campbell, Butler, 2007-08 (5)

59.5% (25-42), Brian Boddicker, Texas, 2001-04 (12)

FREE THROWS MADE

142, Christian Laettner, Duke, 1989-92 (23 games)
105, Tyler Hansbrough, North Carolina, 2006-09 (17)
90, Oscar Robertson, Cincinnati, 1958-60 (10)
87, Bill Bradley, Princeton, 1963-65 (9)
83, Ed Pinckney, Villanova, 1982-85 (14)

FREE THROWS ATTEMPTED

167, Christian Laettner, Duke, 1989-92 (23 games)
138, Tyler Hansbrough, North Carolina, 2006-09 (17)
119, Lew Alcindor, UCLA, 1967-69 (12)
116, Oscar Robertson, Cincinnati, 1958-60 (10)
115, Ed Pinckney, Villanova, 1982-85 (14)

FREE-THROW PERCENTAGE

(Minimum 30 FTM)

97.7% (42-43), Keith Van Horn, Utah, 1995-97 (8 games)
97.4% (38-39), Adreian Payne, Michigan St., 2011-14 (11)
95.7% (45-47), LaBradford Smith, Louisville, 1988-90 (8)
95.7% (44-46), Malcolm Brogdon, Virginia, 2014-16 (9)
94.9% (37-39), Phil Ford, North Carolina, 1975-78 (10)
94.3% (33-35), Lawrence Moten, Syracuse, 1992, 1994-95 (7)
94.3% (33-35), J'Covan Brown, Texas, 2010-12 (4)

FREE-THROW PERCENTAGE

(Minimum 50 FTM)

93.5% (58-62), Arthur Lee, Stanford, 1996-99 (12 games)
91.6% (87-95), Bill Bradley, Princeton, 1963-65 (9)
90.6% (58-64), Steve Alford, Indiana, 1984, 86-87 (10)
89.8% (53-59), Johnny Cox, Kentucky, 1957-59 (8)
89.1% (57-64), Jon Scheyer, Duke, 2007-10 (12)

REBOUNDS

222, Elvin Hayes, Houston, 1966-68 (13 games)
201, Lew Alcindor, UCLA, 1967-69 (12)
198, Tom Gola, La Salle, 1954-55 (10)
197, Jerry Lucas, Ohio St., 1960-62 (12)
181, Nick Collison, Kansas, 2000-03 (16)
176, Bill Walton, UCLA, 1972-74 (12)
169, Christian Laettner, Duke, 1989-92 (23)
165, Tim Duncan, Wake Forest, 1994-97 (11)
160, Paul Hogue, Cincinnati, 1960-62 (12)
157, Sam Lacey, New Mexico St., 1968-70 (11)
155, Derrick Coleman, Syracuse, 1987-90 (14)
153, Akeem Olajuwon, Houston, 1982-84 (15)

146, Tyler Hansbrough, North Carolina, 2006-09 (17)
 144, Patrick Ewing, Georgetown, 1982-85 (18)
 144, Shelden Williams, Duke, 203-06 (13)
 141, Emeka Okafor, UConn, 2002-04 (13)
 139, Kennedy Meeks, North Carolina, 2014-17 (17)
 138, Marques Johnson, UCLA, 1974-77 (16)
 138, George Lynch, North Carolina, 1990-93 (17)
 137, Len Chappell, Wake Forest, 1961-62 (8)
 137, Lonny Baxter, Maryland, 1999-2002 (16)
 137, Al Horford, Florida, 2004-07 (14)

REBOUNDS SINCE 1973

181, Nick Collison, Kansas, 2000-03 (16 games)
 169, Christian Laettner, Duke, 1989-92 (23)
 165, Tim Duncan, Wake Forest, 1994-97 (11)
 155, Derrick Coleman, Syracuse, 1987-90 (14)
 153, Akeem Olajuwon, Houston, 1982-84 (15)
 146, Tyler Hansbrough, North Carolina, 2006-09 (17)
 144, Patrick Ewing, Georgetown, 1982-85 (18)
 144, Shelden Williams, Duke, 2003-06 (13)
 141, Emeka Okafor, UConn, 2002-04 (13)
 139, Kennedy Meeks, North Carolina, 2014-17 (17)
 138, Marques Johnson, UCLA, 1974-77 (16)
 138, George Lynch, North Carolina, 1990-93 (17)
 137, Lonny Baxter, Maryland, 1999-2002 (16)
 137, Al Horford, Florida, 2004-07 (14)
 135, Ed Pinckney, Villanova, 1982-85 (14)
 135, Shane Battier, Duke, 1998-2001 (19)
 134, Grant Hill, Duke, 1991-94 (20)
 131, Danny Ferry, Duke, 1986-89 (19)
 129, Sam Perkins, North Carolina, 1981-84 (15)
 128, Mark Madsen, Stanford, 1997-2000 (12)

REBOUNDED AVERAGE

(Minimum six games)

19.8 (198 rebounds in 10 games), Tom Gola, La Salle, 1954-55
 19.7 (118 in 6), John Green, Michigan St., 1957, 59
 19.2 (115 in 6), Artis Gilmore, Jacksonville, 1970-71
 18.5 (111 in 6), Paul Silas, Creighton, 1962-64
 17.1 (137 in 8), Len Chappell, Wake Forest, 1961-62
 17.1 (222 in 13), Elvin Hayes, Houston, 1966-68
 16.8 (201 in 12), Lew Alcindor, UCLA, 1967-69
 16.4 (197 in 12), Jerry Lucas, Ohio St., 1960-62
 16.2 (97 in 6), Ollie Johnson, San Francisco, 1963-65
 15.8 (95 in 6), Clarence Glover, Western Ky., 1970-71
 15.0 (165 in 11), Tim Duncan, Wake Forest, 1994-97

REBOUNDED AVERAGE SINCE 1973

(Minimum 85 rebounds)

15.0 (165 rebounds in 11 games), Tim Duncan, Wake Forest, 1994-97
 14.1 (99 in 7), Marvin Barnes, Providence, 1973-74

14.0 (112 in 8), Bill Walton, UCLA, 1973-74
 13.3 (106 in 8), Phil Hubbard, Michigan, 1976-77
 12.3 (86 in 7), David Robinson, Navy, 1985-87
 12.0 (96 in 8), Maurice Lucas, Marquette, 1973-74
 11.5 (126 in 11), Larry Johnson, UNLV, 1990-91
 11.3 (181 in 16), Nick Collison, Kansas, 2000-03
 11.3 (113 in 10), Ralph Sampson, Virginia, 1981-83
 11.3 (90 in 8), Greg Kelsner, Michigan St., 1978-79

ASSISTS

145, Bobby Hurley, Duke, 1990-93 (20 games)
 118, Ed Cota, North Carolina, 1997-2000 (16)
 106, Sherman Douglas, Syracuse, 1986-89 (14)
 104, Aaron Miles, Kansas, 2002-05 (16)
 100, Greg Anthony, UNLV, 1989-91 (15)

ASSISTS AVERAGE

(Minimum 50 assists)

11.63 (93 assists in 8 games), Mark Wade, UNLV, 1986-87
 10.80 (54 in 5), Markquis Nowell, Kansas St., 2022-23
 10.20 (51 in 5), Sam Crawford, New Mexico St., 1992-93
 8.63 (69 in 8), T.J. Ford, Texas, 2002-03
 8.45 (93 in 11), Rumeal Robinson, Michigan, 1988-90
 7.57 (106 in 14), Sherman Douglas, Syracuse, 1986-89

BLOCKED SHOTS

50, Tim Duncan, Wake Forest, 1994-97 (11 games)
 49, Jeff Withey, Kansas, 2010-13 (12)
 42, Shane Battier, Duke, 1998-2001 (19)
 41, Joakim Noah, Florida, 2005-07 (13)
 41, Shelden Williams, Duke, 2003-06 (13)

43, Marcus Camby, *Massachusetts, 1994-96 (11)

BLOCKED SHOTS AVERAGE

(Minimum 25 blocks)

5.80 (29 blocked shots in 5 games), Shaquille O'Neal, LSU, 1990-92
 5.00 (25 in 5), David Robinson, Navy, 1986-87
 4.55 (50 in 11), Tim Duncan, Wake Forest, 1994-97
 4.08 (49 in 12), Jeff Withey, Kansas, 2010-13
 3.86 (27 in 7), Ken Johnson, Ohio St., 1999-2000
 3.91 (43 in 11), Marcus Camby, *Massachusetts, 1994-96

STEALS

39, Grant Hill, Duke, 1991-94 (20 games)
 38, Wayne Turner, Kentucky, 1996-99 (21)
 38, Chris Duhon, Duke, 2001-04 (17)
 35, Anthony Epps, Kentucky, 1994-97 (18)
 34, Mario Chalmers, Kansas, 2005-08 (11)

STEALS AVERAGE

(Minimum 20 steals)

3.56 (32 steals in 9 games), Mookie Blaylock, Oklahoma, 1988-89
 3.11 (28 in 9), Ricky Grace, Oklahoma, 1987-88
 3.11 (28 in 9), Pepe Sanchez, Temple, 1997-2000
 3.09 (34 in 11), Mario Chalmers, Kansas, 2005-08
 2.92 (38 in 13), Aaron Craft, Ohio St., 2011-14

GAMES PLAYED

23, Christian Laettner, Duke, 1989-92
 22, Greg Koubek, Duke, 1988-91
 22, Brian Davis, Duke, 1989-92
 21, Wayne Turner, Kentucky, 1996-99
 20, Thomas Hill, Duke, 1990-93
 20, Bobby Hurley, Duke, 1990-93
 20, Grant Hill, Duke, 1991-94
 20, Antonio Lang, Duke, 1991-94

TEAM GAME

POINTS

149, LMU (CA) vs. Michigan (115), 2d R, 3-18-1990
 131, UNLV vs. LMU (CA) (101), RF, 3-25-1990
 124, Oklahoma vs. Louisiana Tech (81), 2d R, 3-18-1989
 123, North Carolina vs. LMU (CA) (97), 2d R, 3-19-1988
 121, Iowa vs. Notre Dame (106), R3d, 3-14-1970
 121, UNLV vs. San Francisco (95), 1st R, 3-12-1977
 121, Tennessee vs. Long Beach St. (86), 1st R, 3-16-2007
 120, Utah vs. Saint Joseph's (127), N3d, 3-25-1961 (4 OT)
 120, Arkansas vs. LMU (CA) (101), 1st R, 3-16-1989
 127, *Saint Joseph's vs. Utah (120), N3d, 3-25-1961 (4 OT)

FEWEST POINTS

20, North Carolina vs. Pittsburgh (26), RF, 3-21-1941
 24, Springfield vs. Indiana (48), RF, 3-20-1940
 26, Pittsburgh vs. North Carolina (20), RF, 3-21-1941
 28, Kentucky vs. Dartmouth (47), NSF, 3-21-1942
 29, Western Ky. vs. Duquesne (30), RF, 3-20-1940
 29, Baylor vs. Oklahoma St. (44), RF, 3-22-1946
 29, Mississippi Val. vs. UCLA (70), 1st R, 3-20-2008
 30, Brown vs. Villanova (42), RF, 3-17-1939
 30, Duquesne vs. Western Ky. (29), RF, 3-20-1940
 30, Duquesne vs. Indiana (39), NSF, 3-21-1940
 30, Pittsburgh vs. Wisconsin (36), NSF, 3-22-1941
 30, Oregon St. vs. Oklahoma St. (55), NSF, 3-19-1949

WINNING MARGIN

- 69, Loyola Chicago (111) vs. Tennessee Tech (42), 1st R, 3-11-1963
- 58, Kansas (110) vs. Prairie View (52), 1st R, 3-13-1998
- 56, UConn (103) vs. Chattanooga (47), 1st R, 3-19-2009
- 49, UCLA (109) vs. Wyoming (60), RSF, 3-17-1967
- 49, Syracuse (101) vs. Brown (52), 1st R, 3-14-1986
- 47, Duke (101) vs. UConn (54), RF, 3-14-1964
- 47, DePaul (99) vs. Eastern Ky. (52), 1st R, 3-9-1965
- 47, Duke (84) vs. Winthrop (37), 1st R, 3-14-2002
- 47, Syracuse (81) vs. Montana (34), 2d R, 3-22-2013
- 46, Kentucky (113) vs. Mount St. Mary's (67), 1st R, 3-16-1995
- 46, VCU (88) vs. Akron (42), 2d R, 3-21-2013

SMALLEST WINNING MARGIN

- 1, 214 tied (most recent: six in 2023)

POINTS BY LOSING TEAM

- 120, Utah vs. Saint Joseph's (127), N3d, 3-25-1961 (4 OT)
- 115, Wyoming vs. LMU (CA) (119), 1st R, 3-17-1988
- 115, Michigan vs. LMU (CA) (149), 2d R, 3-18-1990
- 109, UNLV vs. Arizona (114), RSF, 3-18-1976 (OT)
- 106, Notre Dame vs. Iowa (121), R3d, 3-14-1970
- 106, Notre Dame vs. Houston (119), R3d, 3-20-1971
- 105, Wake Forest vs. West Virginia (111), 2d R, 3-19-2005 (2 OT)
- 103, Iowa vs. Jacksonville (104), RSF, 3-12-1970
- 103, Kentucky vs. Duke (104), RF, 3-28-1992 (OT)
- 102, BYU vs. Oklahoma City (112), R3d, 3-13-1965
- 102, UCLA vs. Tulsa (112), 1st R, 3-18-1994

FIELD GOALS

- 52, Iowa vs. Notre Dame, R3d, 3-14-1970
- 51, UCLA vs. Dayton, RSF, 3-14-1974 (3 OT)
- 51, UNLV vs. LMU (CA), RF, 3-25-1990
- 50, Utah vs. Saint Joseph's, N3d, 3-25-1961 (4 OT)
- 50, Kentucky vs. Austin Peay, RSF, 3-15-1973 (OT)
- 50, Notre Dame vs. Austin Peay, 1st R, 3-9-1974
- 49, Notre Dame vs. Vanderbilt, R3d, 3-16-1974
- 49, UNLV vs. San Francisco, 1st R, 3-12-1977
- 49, North Carolina vs. LMU (CA), 2d R, 3-19-1988
- 49, LMU (CA) vs. Michigan, 2d R, 3-18-1990

FEWEST FIELD GOALS

- 8, Springfield vs. Indiana, 1st R, 3-20-1940
- 9, Pittsburgh vs. North Carolina, RSF, 3-21-1941
- 9, North Carolina vs. Pittsburgh, RSF, 3-21-1941
- 9, Oklahoma St. vs. Kentucky, CH, 3-26-1949
- 10, Wisconsin vs. Pittsburgh, NSF, 3-22-1941

- 10, Kentucky vs. Dartmouth, NSF, 3-21-1942
- 10, Harvard vs. Ohio St., 1st R, 3-21-1946
- 11, nine tied (most recent: Montana vs. Syracuse, 2d R, 3-21-2013)

FIELD GOALS ATTEMPTED

- 112, Marshall vs. Louisiana, 1st R, 3-11-1972
- 106, Indiana vs. Miami (OH), R3d, 3-15-1958
- 103, Saint Joseph's vs. West Virginia, R3d, 3-12-1960
- 103, Utah vs. Saint Joseph's, N3d, 3-25-1961 (4 OT)
- 103, LMU (CA) vs. North Carolina, 2d R, 3-19-1988
- 102, Notre Dame vs. Houston, R3d, 3-20-1971
- 101, Holy Cross vs. North Carolina St., RSF, 3-24-1950
- 100, Iowa vs. Morehead St., RSF, 3-16-1956
- 100, UCLA vs. San Francisco, RSF, 3-16-1956
- 100, Houston vs. Pacific, R3d, 3-12-1966
- 100, Rutgers vs. UCLA, N3d, 3-29-1976

- 105, *Western Ky. vs. Villanova, NSF, 3-25-1971 (2 OT)
- 101, *Saint Joseph's vs. Utah, N3d, 3-25-1961 (4 OT)

FIELD-GOAL PERCENTAGE

- 80.0% (28-35), Oklahoma St. vs. Tulane, 2d R, 3-22-1992
 - 79.0% (49-62), North Carolina vs. LMU (CA), 2d R, 3-19-1988
 - 78.6% (22-28), Villanova vs. Georgetown, CH, 4-1-1985
 - 75.0% (33-44), Northeastern vs. VCU, 1st R, 3-16-1984
 - 74.4% (29-39), Georgetown vs. Oregon St., RF, 3-20-1982
 - 73.2% (30-41), North Carolina St. vs. UTEP, 2d R, 3-17-1985
 - 71.4% (30-42), Villanova vs. Marshall, 1st R, 3-16-1984
 - 71.4% (25-35), Georgetown vs. Notre Dame, 2d R, 3-19-1989
 - 71.4% (35-49), Villanova vs. Oklahoma, NSF, 4-2-2016
 - 70.5% (31-44), Washington vs. Duke, 2d R, 3-18-1984
-
- 72.7% (40-55), *Alabama vs. New Orleans, 2d R, 3-14-1987

LOWEST FIELD-GOAL PERCENTAGE

- 12.7% (8-63), Springfield vs. Indiana, RSF, 3-20-1940
- 13.9% (10-72), Harvard vs. Ohio St., RSF, 3-21-1946
- 18.8% (12-64), Butler vs. UConn, CH, 4-4-2011
- 19.4% (14-72), Creighton vs. Cincinnati, RSF, 3-16-1962
- 19.5% (15-77), North Carolina St. vs. Baylor, N3d, 3-28-1950
- 19.7% (13-66), Mississippi Val. vs. UCLA, 1st R, 3-20-2008
- 20.4% (11-54), Montana vs. Syracuse, 2d R, 3-21-2013

- 20.6% (13-63), Arkansas vs. Oregon St., RSF, 3-18-1949
- 20.7% (12-58), Cal Poly vs. Wichita St., 2d R, 3-21-2014
- 21.5% (14-65), Washington St. vs. Wisconsin, CH, 3-29-1941

THREE-POINT FIELD GOALS

- 21, LMU (CA) vs. Michigan, 2d R, 3-18-1990
- 18, Duke vs. Monmouth, 1st R, 3-15-2001
- 18, West Virginia vs. Louisville, RF, 3-26-2005 (OT)
- 18, Villanova vs. Kansas, NSF, 3-31-2018
- 17, LMU (CA) vs. UNLV, RF, 3-25-1990
- 17, Villanova vs. Alabama, 2d R, 3-17-2018
- 17, Auburn vs. North Carolina, RSF, 3-29-2019
- 16, 17 times (most recent: Alabama vs. Maryland, 2d R, 3-22-2021; Colorado vs. Georgetown, 1st R, 3-20-2021)

THREE-POINT FIELD GOALS ATTEMPTED

- 43, Saint Joseph's vs. Boston College, 2d R, 3-15-1997 (OT)
- 42, LIU vs. Villanova, 1st R, 3-13-1997
- 42, Drake vs. Western Ky., 1st R, 3-21-2008 (OT)
- 41, LMU (CA) vs. UNLV, RF, 3-25-1990
- 41, Villanova vs. Alabama, 2d R, 3-17-2018
- 41, Iona vs. North Carolina, 1st R, 3-22-2019
- 40, LMU (CA) vs. Michigan, 2d R, 3-18-1990
- 40, Illinois vs. North Carolina, CH, 4-4-2005
- 40, Ohio St. vs. South Dakota St., 1st R, 3-15-2018
- 40, Villanova vs. Kansas, NSF, 3-31-2018

THREE-POINT FIELD-GOAL PERCENTAGE

(Minimum Seven 3FGM)

- 88.9% (8-9), Kansas St. vs. Georgia, 1st R, 3-12-1987 (OT)
 - 80.0% (8-10), Kansas St. vs. Purdue, RSF, 3-25-1988
 - 80.0% (8-10), Maryland vs. Massachusetts, 2d R, 3-19-1994
 - 78.9% (15-19), Indiana vs. Kent St., RF, 3-23-2002
 - 77.8% (7-9), Colorado vs. Indiana, 1st R, 3-13-1997
 - 76.9% (10-13), Kansas St. vs. DePaul, 2d R, 3-19-1988
 - 73.7% (14-19), Duke vs. Southern Ill., 1st R, 3-18-1993
 - 73.3% (11-15), Texas vs. Princeton, 1st R, 3-18-2004
 - 72.7% (8-11), Duke vs. Indiana, RSF, 3-20-1987
 - 72.7% (8-11), Alabama vs. Colorado St., 1st R, 3-16-1990
 - 72.7% (8-11), Kansas vs. California, RSF, 3-25-1993
 - 72.7% (8-11), Oregon vs. Saint Louis, 3d R, 3-23-2013
-
- 81.8% (9-11), *Alabama vs. N.C. A&T, 1st R, 3-13-1987

FREE THROWS MADE

- 43, Arizona vs. Illinois, RF, 3-25-2001
- 41, Utah vs. Santa Clara, R3d, 3-12-1960
- 41, Navy vs. Syracuse, 2d R, 3-16-1986
- 39, Seattle U. vs. Utah, R3d, 3-12-1955
- 39, UTEP vs. Tulsa, 1st R, 3-15-1985
- 38, Bradley vs. Colorado, RSF, 3-12-1954
- 38, Loyola Chicago vs. Kentucky, R3d, 3-14-1964
- 37, Morehead St. vs. Pittsburgh, 1st R, 3-11-1957
- 37, Jacksonville vs. St. Bonaventure, NSF, 3-19-1970
- 37, Xavier vs. Kansas St., 1st R, 3-16-1990

-
- 37, *Saint Joseph's vs. Utah, N3d, 3-25-1961 (4 OT)

FREE THROWS ATTEMPTED

- 56, Arizona vs. Illinois, RF, 3-25-2001
- 55, UTEP vs. Tulsa, 1st R, 3-15-1985
- 54, Morehead St. vs. Pittsburgh, 1st R, 3-11-1957
- 53, Morehead St. vs. Iowa, RSF, 3-16-1956
- 52, Iowa vs. Morehead St., RSF, 3-16-1956
- 52, Seattle U. vs. UCLA, R3d, 3-17-1956
- 52, Weber St. vs. Hawaii, 1st R, 3-11-1972
- 52, Navy vs. Syracuse, 2d R, 3-16-1986
- 51, Seattle U. vs. Utah, R3d, 3-12-1955
- 50, West Virginia vs. Saint Joseph's, RSF, 3-13-1959
- 50, Notre Dame vs. Kansas, 1st R, 3-15-1975

FREE-THROW PERCENTAGE

(Minimum 15 FTM)

- 100% (22-22), Fordham vs. South Carolina, R3d, 3-20-1971
- 100% (22-22), Creighton vs. Baylor, 2d R, 3-19-2023
- 100% (18-18), Kentucky vs. Utah, 2d R, 3-23-2003
- 100% (17-17), Dayton vs. Villanova, 1st R, 3-15-1985
- 100% (17-17), Villanova vs. Kentucky, RSF, 3-24-1988
- 100% (17-17), Notre Dame vs. West Virginia, 2d R, 3-18-2017
- 100% (15-15), Villanova vs. Houston, RF, 3-26-2022
- 96.2% (25-26), Texas vs. New Mexico St., 1st R, 3-16-2007
- 96.2% (25-26), Michigan St. vs. Bradley, 1st R, 3-21-2019
- 96.0% (24-25), Georgia Tech vs. Oklahoma St., 1st R, 3-19-2010
- 95.8% (23-24), Oklahoma St. vs. Loyola (LA), 1st R, 3-11-1958
- 95.7% (22-23), Villanova vs. Pittsburgh, RF, 3-28-2009
- 95.5% (21-22), Vanderbilt vs. Marquette, RSF, 3-14-1974
- 95.5% (21-22), UConn vs. North Carolina St., 2d R, 3-17-2002
- 95.5% (21-22), UConn vs. Michigan St., RF, 3-30-2014

REBOUNDS

- 86, Notre Dame vs. Tennessee Tech, 1st R, 3-11-1958
- 76, Temple vs. UConn, RSF, 3-16-1956
- 76, Houston vs. North Carolina, N3d, 3-25-1967
- 76, Houston vs. TCU, RF, 3-25-1968
- 76, UCLA vs. Weber St., RSF, 3-18-1972
- 72, UCLA vs. Seattle U., R3d, 3-17-1956
- 72, Seattle U. vs. Utah St., R3d, 3-14-1964
- 71, Kansas St. vs. Houston, R3d, 3-17-1970
- 70, Western Ky. vs. Miami (FL), 1st R, 3-8-1960
- 70, Arizona St. vs. Southern California, RSF, 3-17-1961

REBOUND MARGIN

- 42, Notre Dame (86) vs. Tennessee Tech (44), 1st R, 3-11-1958
- 35, St. John's (NY) (56) vs. UConn (21), 1st R, 3-20-1951
- 35, Kansas (64) vs. Prairie View (29), 1st R, 3-13-1998
- 34, Kansas (61) vs. Jackson St. (27), 1st R, 3-13-1997
- 33, Cincinnati (68) vs. Texas Tech (35), RSF, 3-17-1961
- 33, Kansas (56) vs. Syracuse (23), 2d R, 3-18-2001
- 33, North Carolina (63) vs. Ohio (30), RSF, 3-23-2012 (OT)
- 30, Louisiana Tech (56) vs. Pittsburgh (26), 1st R, 3-14-1985
- 30, Kansas (45) vs. Evansville (15), 1st R, 3-12-1999
- 29, West Virginia (63) vs. Dartmouth (34), 1st R, 3-10-1959
- 29, Utah (59) vs. LMU (CA) (30), RSF, 3-17-1961
- 29, Indiana (52) vs. Robert Morris (23), 1st R, 3-11-1982
- 29, Texas (45) vs. West Virginia (16), RSF, 3-23-2006

ASSISTS

- 36, North Carolina vs. LMU (CA), 2d R, 3-19-1988
- 35, UNLV vs. LMU (CA), RF, 3-25-1990
- 35, Kentucky vs. San Jose St., 1st R, 3-14-1996
- 33, LMU (CA) vs. Michigan, 2d R, 3-18-1990
- 33, Kansas vs. Chattanooga, 1st R, 3-17-1994
- 33, Kentucky vs. Mount St. Mary's, 1st R, 3-16-1995
- 32, Arkansas vs. Georgia St., 1st R, 3-15-1991
- 32, Kansas vs. Howard, 1st R, 3-20-1992
- 32, Kansas vs. South Carolina St., 1st R, 3-15-1996

-
- 32, *Michigan vs. ETSU, 2d R, 3-22-1992

BLOCKED SHOTS

- 15, Kentucky vs. Stony Brook, 1st R, 3-17-2016
- 14, Kentucky vs. UCLA, RSF, 3-20-1998
- 13, Louisville vs. Illinois, RSF, 3-24-1989
- 13, BYU vs. Virginia, 1st R, 3-14-1991
- 13, Kansas vs. Jackson St., 1st R, 3-13-1997
- 13, UCLA vs. Mississippi Val., 1st R, 3-20-2008
- 13, Wake Forest vs. Cleveland St., 1st R, 3-20-2009

- 12, Clemson vs. Saint Mary's (CA), 1st R, 3-16-1989
- 12, LSU vs. BYU, 1st R, 3-19-1992
- 12, Massachusetts vs. Stanford, 2d R, 3-19-1995
- 12, Wyoming vs. Gonzaga, 1st R, 3-14-2002
- 12, Kansas vs. Dayton, 2d R, 3-22-2009
- 12, Ohio St. vs. UC Santa Barbara, 1st R, 3-19-2010
- 12, Memphis vs. Saint Mary's (CA), 2d R, 3-21-2013
- 12, Arizona vs. Weber St., 1st R, 3-21-2014
- 12, Houston vs. Auburn, 2d R, 3-18-2023

STEALS

- 19, Providence vs. Austin Peay, 2d R, 3-14-1987 (OT)
- 19, UConn vs. Boston U., 1st R, 3-15-1990
- 19, Washington vs. UConn, RSF, 3-24-2006
- 18, Xavier vs. Kansas, 1st R, 3-18-1988
- 18, Arkansas vs. Holy Cross, 1st R, 3-18-1993
- 18, Louisville vs. Tulsa, 1st R, 3-15-1996
- 18, Mississippi Val. vs. Georgetown, 1st R, 3-15-1996
- 18, Penn St. vs. North Carolina, 2d R, 3-18-2001
- 17, Seton Hall vs. Pepperdine, 1st R, 3-14-1991
- 17, Duke vs. St. John's (NY), RF, 3-24-1991
- 17, Kentucky vs. Tennessee St., 1st R, 3-18-1994
- 17, Duke vs. Michigan St., 2d R, 3-20-1994
- 17, Kentucky vs. San Jose St., 1st R, 3-14-1996
- 17, Duke vs. Radford, 1st R, 3-13-1998
- 17, Duke vs. UCLA, RSF, 3-22-2001
- 17, Kansas vs. UCLA, RSF, 3-24-2007

-
- 20, *Louisville vs. N.C. A&T, 2d R, 3-21-2013

PERSONAL FOULS

- 41, Dayton vs. Illinois, RSF, 3-21-1952
- 39, Kansas vs. Notre Dame, 1st R, 3-15-1975
- 36, UCLA vs. Seattle U., R3d, 3-17-1956
- 36, North Carolina vs. Texas A&M, 2d R, 3-9-1980
- 36, Illinois vs. Arizona, RF, 3-25-2001
- 35, St. John's (NY) vs. Kansas, CH, 3-26-1952
- 35, Iowa vs. Morehead St., RSF, 3-16-1956
- 35, Hawaii vs. Weber St., 1st R, 3-11-1972
- 35, DePaul vs. VMI, RSF, 3-18-1976 (OT)
- 35, DePaul vs. Boston College, 2d R, 3-14-1982

-
- 35, *Texas Tech vs. Georgetown, RSF, 3-21-1996

PLAYERS DISQUALIFIED

- 6, Kansas vs. Notre Dame, 1st R, 3-15-1975
- 6, Illinois vs. Arizona, RF, 3-25-2001
- 5, Dayton vs. Illinois, RSF, 3-21-1952
- 5, Saint Joseph's vs. West Virginia, RSF, 3-13-1959
- 5, DePaul vs. VMI, RSF, 3-18-1976 (OT)
- 5, DePaul vs. Boston College, 2d R, 3-14-1982
- 5, Syracuse vs. Virginia, RSF, 3-22-1984
- 5, Wyoming vs. LMU (CA), 1st R, 3-17-1988
- 5, Washington vs. UConn, RSF, 3-24-2006 (OT)
- 4, 30 tied (most recent: *Texas Tech vs. Georgetown, RSF, 3-21-1996)

TWO-TEAM GAME

POINTS

- 264, LMU (CA) (149) vs. Michigan (115), 2d R, 3-18-1990
234, LMU (CA) (119) vs. Wyoming (115), 1st R, 3-17-1988
232, UNLV (131) vs. LMU (CA) (101), RF, 3-25-1990
227, Iowa (121) vs. Notre Dame (106), R3d, 3-14-1970
225, Houston (119) vs. Notre Dame (106), R3d, 3-20-1971
223, Arizona (114) vs. UNLV (109), RSF, 3-18-1976 (OT)
221, Arkansas (120) vs. LMU (CA) (101), 1st R, 3-16-1989
220, North Carolina (123) vs. LMU (CA) (97), 2d R, 3-19-1988
216, UNLV (121) vs. San Francisco (95), 1st R, 3-12-1977
216, West Virginia (111) vs. Wake Forest (105), 2d R, 3-19-2005 (2 OT)

247, *Saint Joseph's (127) vs. Utah (120), N3d, 3-25-1961 (4 OT)

FEWEST POINTS

- 46, Pittsburgh (26) vs. North Carolina (20), RF, 3-21-1941
59, Duquesne (30) vs. Western Ky. (29), RF, 3-20-1940
66, Wisconsin (36) vs. Pittsburgh (30), NSF, 3-22-1941
69, Indiana (39) vs. Duquesne (30), NSF, 3-21-1940
70, Southern California (38) vs. Colorado (32), RF, 3-20-1940
71, Utah (40) vs. Iowa St. (31), NSF, 3-24-1944
72, Villanova (42) vs. Brown (30), RF, 3-17-1939
72, Indiana (48) vs. Springfield (24), RF, 3-20-1940
73, Wisconsin (39) vs. Washington St. (34), CH, 3-29-1941
73, Oklahoma St. (44) vs. Baylor (29), RF, 3-22-1946
73, Georgetown (37) vs. SMU (36), RSF, 3-23-1984

FIELD GOALS

- 97, Iowa (52) vs. Notre Dame (45), R3d, 3-14-1970
96, Kentucky (50) vs. Austin Peay (46), RSF, 3-15-1973 (OT)
94, LMU (CA) (49) vs. Michigan (45), 2d R, 3-18-1990
91, UCLA (51) vs. Dayton (40), RSF, 3-14-1974 (3 OT)

95, Utah (50) vs. *Saint Joseph's (45), N3d, 3-25-1961 (4 OT)

FIELD GOALS ATTEMPTED

- 196, Austin Peay (99) vs. Kentucky (97), RSF, 3-15-1973 (OT)
195, Iowa (98) vs. Notre Dame (97), R3d, 3-14-1970

194, Indiana (106) vs. Miami (OH) (88), R3d, 3-15-1958

194, Houston (100) vs. Pacific (94), R3d, 3-12-1966

204, Utah (103) vs. *Saint Joseph's (101), N3d, 3-25-1961 (4 OT)

THREE-POINT FIELD GOALS

- 30, Drake (16) vs. Western Ky. (14), 1st R, 3-21-2008 (OT)
29, West Virginia (18) vs. Louisville (11), RF, 3-26-2005 (OT)
28, Seton Hall (15) vs. Temple (13), 2d R, 3-19-2000 (OT)
28, Baylor (16) vs. Syracuse (12), 1st R, 3-21-2019
27, Missouri (15) vs. Marquette (12), 2d R, 3-22-2003 (OT)
27, Purdue (15) vs. Tennessee (12), RSF, 3-28-2019 (OT)
27, Purdue (16) vs. Villanova (11), 2d R, 3-23-2019

27, Wisconsin (15) vs. *Missouri (12), 2d R, 3-19-1994

THREE-POINT FIELD GOALS ATTEMPTED

- 71, BYU (37) vs. Florida (34), RSF, 3-24-2011 (OT)
71, Ohio St. (40) vs. South Dakota St. (31), 1st R, 3-15-2018
70, Drake (42) vs. Western Ky. (28), 1st R, 3-21-2008 (OT)
68, Villanova (38) vs. Purdue (30), 2d R, 3-23-2019
67, San Diego St. (40) vs. Syracuse (27), 1st R, 3-19-2021

FREE THROWS

- 69, Morehead St. (37) vs. Pittsburgh (32), 1st R, 3-11-1957
68, Iowa (35) vs. Morehead St. (33), RSF, 3-16-1956
68, Oklahoma City (35) vs. Kansas St. (33), RSF, 3-16-1956
64, Bradley (38) vs. Colorado (26), RSF, 3-12-1954
63, four tied (most recent: Arizona [43] vs. Illinois [20], RF, 3-25-2001)

FREE THROWS ATTEMPTED

- 105, Morehead St. (53) vs. Iowa (52), RSF, 3-16-1956
97, Morehead St. (54) vs. Pittsburgh (43), 1st R, 3-11-1957
92, Oklahoma City (48) vs. Kansas St. (44), RSF, 3-16-1956
92, Seattle U. (52) vs. UCLA (40), R3d, 3-17-1956
91, Manhattan (49) vs. West Virginia (42), 1st R, 3-11-1958

REBOUNDS

- 132, Pacific (67) vs. Houston (65), R3d, 3-12-1966
131, Houston (76) vs. TCU (55), RF, 3-16-1968

130, Notre Dame (86) vs. Tennessee Tech (44), 1st R, 3-11-1958

130, UCLA (76) vs. Weber St. (54), RSF, 3-18-1972

128, UCLA (72) vs. Seattle U. (56), R3d, 3-17-1956

128, Houston (76) vs. North Carolina (52), N3d, 3-25-1967

126, Drake (66) vs. Notre Dame (60), RSF, 3-18-1971 (OT)

124, three tied (most recent: Kansas St. [71] vs. Houston [53], R3d, 3-17-1970)

134, Marshall (68) vs. *Louisiana (66), 1st R, 3-11-1972

128, Utah (65) vs. *Saint Joseph's (63), N3d, 3-25-1961 (4 OT)

ASSISTS

- 58, UNLV (35) vs. LMU (CA) (23), RF, 3-25-1990
54, LMU (CA) (33) vs. Michigan (21), 2d R, 3-18-1990
53, North Carolina (36) vs. LMU (CA) (17), 2d R, 3-19-1988
52, Wyoming (29) vs. LMU (CA) (23), 1st R, 3-17-1988

55, Michigan (30) vs. *Florida (25), 2d R, 3-19-1988

BLOCKED SHOTS

- 20, Kentucky (14) vs. UCLA (6), RSF, 3-20-1998
18, Iowa (10) vs. Duke (8), 2d R, 3-21-1992
18, Kansas (13) vs. Jackson St. (5), 1st R, 3-13-1997
18, UCLA (13) vs. Mississippi Val. (5), 1st R, 3-20-2008
18, Memphis (11) vs. Mississippi St. (7), 2d R, 3-23-2008
18, Kansas (12) vs. Dayton (6), 2d R, 3-22-2009
18, Kentucky (15) vs. Stony Brook (3), 1st R, 3-17-2016

STEALS

- 32, Kansas (17) vs. UCLA (15), RF, 3-24-2007
28, N.C. A&T (16) vs. Arkansas (12), 1st R, 3-18-1994
28, Purdue (16) vs. Delaware (12), 1st R, 3-13-1998
28, TCU (16) vs. Florida St. (12), 1st R, 3-13-1998
28, Florida (15) vs. Weber St. (13), 2d R, 3-13-1999

PERSONAL FOULS

- 68, Iowa (35) vs. Morehead St. (33), RSF, 3-16-1956
63, UNLV (34) vs. Arizona (29), RSF, 3-18-1976
61, Dayton (41) vs. Illinois (20), RSF, 3-21-1952
61, Colorado (34) vs. Bradley (27), RSF, 3-12-1954
61, West Virginia (32) vs. Manhattan (29), 1st R, 3-11-1958
61, Kentucky (31) vs. Syracuse (30), NSF, 3-29-1975
61, Utah (33) vs. Pepperdine (28), 1st R, 3-19-1979

TEAM GAME, OVERTIMES

OVERTIME PERIODS

- 4, Canisius (79) vs. North Carolina St. (78), 1st R, 3-12-1956
- 3, North Carolina (74) vs. Michigan St. (70), NSF, 3-22-1957
- 3, North Carolina (54) vs. Kansas (53), CH, 3-23-1957
- 3, UCLA (111) vs. Dayton (100), RSF, 3-14-1974
- 3, Villanova (76) vs. Northeastern (72), 2d R, 3-14-1982
- 3, Old Dominion (89) vs. Villanova (81), 1st R, 3-17-1995

-
- 4, *Saint Joseph's (127) vs. Utah (120), N3d, 3-25-1961

POINTS IN OVERTIMES

- 34, West Virginia vs. Wake Forest, 2d R, 3-19-2005 (2 OT)
- 31, Utah vs. Saint Joseph's, N3d, 3-25-1961 (4 OT)
- 31, UCLA vs. Dayton, RSF, 3-14-1974 (3 OT)
- 31, Old Dominion vs. Villanova, 1st R, 3-17-1995 (3 OT)

-
- 38, *Saint Joseph's vs. Utah, N3d, 3-25-1961 (4 OT)

POINTS IN OVERTIMES, BOTH TEAMS

- 62, West Virginia (34) vs. Wake Forest (28), 2d R, 3-19-2005 (2 OT)
- 54, Old Dominion (31) vs. Villanova (23), 1st R, 3-17-1995 (3 OT)
- 53, Kansas St. (29) vs. Xavier (24), RSF, 3-25-2010 (2 OT)
- 51, UCLA (31) vs. Dayton (20), RSF, 3-14-1974 (3 OT)
- 48, North Carolina St. (27) vs. Iowa (21), 2d R, 3-19-1989 (2 OT)

-
- 69, *Saint Joseph's (38) vs. Utah (31), N3d, 3-25-1961 (4 OT)

POINTS IN ONE OVERTIME PERIOD

- 25, Texas A&M vs. North Carolina, 2d R, 3-9-1980 (2d OT)
- 24, Alabama vs. Penn, 1st R, 3-16-1995
- 23, UCLA vs. Alabama, RSF, 3-28-2021
- 22, Wake Forest vs. Saint Joseph's, RSF, 3-16-1962
- 21, LSU vs. Purdue, 1st R, 3-13-1986 (2d OT)
- 21, Marquette vs. Missouri, 2d R, 3-22-2003

POINTS IN ONE OVERTIME PERIOD, BOTH TEAMS

- 42, Alabama (24) vs. Penn (18), 1st R, 3-16-1995
- 36, UCLA (23) vs. Alabama (13), RSF, 3-28-2021
- 35, LSU (21) vs. Purdue (14), 1st R, 3-13-1986 (2d OT)
- 34, Nevada (19) vs. Texas (15), 1st R, 3-16-2018

- 33, Wake Forest (22) vs. Saint Joseph's (11), RSF, 3-16-1962

- 33, Texas A&M (25) vs. North Carolina (8), 2d R, 3-9-1980 (2d OT)

- 33, Marquette (21) vs. Missouri (12), 2d R, 3-22-2003

- 33, Murray St. (19) vs. San Francisco (14), 1st R, 3-17-2022

FEWEST POINTS IN ONE OVERTIME PERIOD

- 0, nine tied (most recent: VCU vs. Tennessee, 2d R, 3-15-1981)

FEWEST POINTS IN ONE OVERTIME PERIOD, BOTH TEAMS

- 0, Canisius vs. North Carolina St., 1st R, 3-12-1956 (3d OT)

- 0, North Carolina vs. Kansas, CH, 3-23-1957 (2d OT)

- 0, Texas A&M vs. North Carolina, 2d R, 3-9-1980 (1st OT)

- 1, Southern California (1) vs. Santa Clara (0), RF, 3-13-1954 (2d OT)

- 2, Tennessee (2) vs. VCU (0), 2d R, 3-15-1981 (1st OT)

LARGEST WINNING MARGIN IN AN OVERTIME GAME

- 17, Texas A&M (78) vs. North Carolina (61), 2d R, 3-9-1980 (2 OT)

- 14, North Carolina St. (80) vs. Little Rock (66), 2d R, 3-16-1986 (2 OT)

- 12, UCLA (103) vs. Michigan (91), 1st R, 3-15-1975

- 12, Louisville (80) vs. Kentucky (68), RF, 3-26-1983

- 12, Boston College (88) vs. Pacific (76), 1st R, 3-16-2006

- 12, Georgetown (96) vs. North Carolina (84), RF, 3-25-2007

OVERTIME GAMES BY ONE TEAM IN ONE TOURNAMENT

- 3, Syracuse, 1975

- 3, UCLA, 2021

- 2, 28 tied (most recent: Purdue, Tennessee and Virginia in 2019)

OVERTIME PERIODS BY ONE TEAM IN ONE TOURNAMENT

- 6, North Carolina, 1957 (2 games)

- 5, UCLA, 1974 (2)

- 4, Canisius, 1956 (1)

- 4, North Carolina St., 1956 (1)

- 4, Kansas, 1957 (2)

- 4, Utah, 1961 (1)

- 4, Villanova, 1982 (2)

-
- 4, *Saint Joseph's, 1961 (1)

TEAM SERIES

(Three-Game Minimum for Averages and Percentages)

POINTS

571, UNLV, 1990 (6 games)

552, Oklahoma, 1988 (6)

540, Michigan, 1989 (6)

535, Indiana, 1987 (6)

535, Kentucky, 1996 (6)

SCORING AVERAGE

105.8 (423 points in 4 games), LMU (CA), 1990

105.7 (317 in 3), Notre Dame, 1970

101.0 (505 in 5), UNLV, 1977

100.0 (400 in 4), UCLA, 1965

98.7 (296 in 3), *Louisiana, 1972

SCORING MARGIN

23.75, UCLA, 1967 (4 games)

23.00, Loyola Chicago, 1963 (5)

22.60, Indiana, 1981 (5)

21.50, Kentucky, 1996 (6)

21.30, UCLA, 1968 (4)

FIELD GOALS

218, UNLV, 1977 (5 games)

217, Michigan, 1989 (6)

217, UNLV, 1990 (6)

206, Oklahoma, 1988 (6)

203, Louisville, 1986 (6)

FIELD GOALS ATTEMPTED

441, UNLV, 1977 (5 games)

418, Houston, 1968 (5)

412, Oklahoma, 1988 (6)

410, UNLV, 1990 (6)

442, *Western Ky., 1971 (5)

FIELD GOAL PERCENTAGE

60.4% (113-187), North Carolina, 1975 (3 games)

59.6% (96-161), Michigan, 1988 (3)

59.0% (92-156), Michigan St., 1978 (3)

58.2% (85-146), Wake Forest, 1993 (3)

58.2% (181-311), Villanova, 2016 (6)

58.6% (99-169), *Alabama, 1987 (3)

THREE-POINT FIELD GOALS

76, Villanova, 2018 (6 games)

61, VCU, 2011 (6)

60, Arkansas, 1995 (6)

60, Duke, 2001 (6)

58, Auburn, 2019 (5)

THREE-POINT FIELD GOALS ATTEMPTED

183, Villanova, 2018 (6 games)

175, Duke, 2001 (6)

165, Arkansas, 1995 (6)

162, North Carolina, 2022 (6)
160, Butler, 2011 (6)

THREE-POINT FIELD-GOAL PERCENTAGE

(Minimum 12 3FGM)

60.9% (14-23), Indiana, 1989 (3 games)
59.3% (16-27), St. John's (NY), 1991 (4)
56.7% (17-30), North Carolina, 2015 (3)
54.0% (27-50), Virginia, 1989 (4)
53.8% (28-52), Kansas, 2007 (4)
53.5% (23-43), Miami (OH), 2000 (3)

THREE-POINT FIELD GOAL PERCENTAGE

(Minimum 30 3FGM)

51.9% (40-77), Kansas, 1993 (5 games)
51.5% (34-66), Ohio St., 2011 (3)
50.8% (33-65), Kansas St., 1988 (4)
50.5% (47-93), Indiana, 2002 (6)
50.0% (56-112), Villanova, 2016 (6)

FREE THROWS MADE

146, Bradley, 1954 (5 games)
136, Duke, 1990 (5)
136, Duke, 1992 (6)
135, Florida, 2007 (6)

136, *UCLA, 1980 (6)

FREE THROWS ATTEMPTED

194, Bradley, 1954 (5 games)
192, West Virginia, 1959 (5)
185, Florida, 2007 (6)
183, Duke, 1990 (5)
183, Duke, 1992 (6)

FREE-THROW PERCENTAGE

91.2% (62-68), Creighton, 2023 (4 games)
89.0% (89-100), Arizona, 2015 (4)
88.4% (61-69) Villanova, 2022 (5)
87.8% (101-115), UConn, 2014 (6)
87.0% (47-54), St. John's (NY), 1969 (3)

REBOUNDS

306, Houston, 1968 (5 games)
296, North Carolina, 2022 (6)
270, North Carolina, 2017 (6)
268, New Mexico St., 1970 (5)
264, UConn, 2004 (6)

289, *Western Ky., 1971 (5)

ASSISTS

143, Kentucky, 1996 (6 games)
140, UNLV, 1990 (6)
136, Oklahoma, 1988 (6)
125, Michigan, 1989 (6)
125, Gonzaga, 2021 (6)

BLOCKED SHOTS

48, Kentucky, 1998 (6 games)
45, Kentucky, 2012 (6)
44, Florida, 2006 (6)
42, Arizona, 2001 (6)
42, UCLA, 2008 (5)

STEALS

72, Oklahoma, 1988 (6 games)
71, Kentucky, 1996 (6)
65, Arkansas, 1995 (6)
64, Kentucky, 1997 (6)

65, *Louisville, 2013 (6)

PERSONAL FOULS

150, Penn, 1979 (6 games)
135, Providence, 1987 (5)
130, Arkansas, 1995 (6)
128, Kentucky, 1975 (5)
126, Kentucky, 1997 (6)

TOURNAMENT HISTORY RANKINGS

TEAM RECORDS

**Does not include vacated appearances. The 2020 championship was canceled due to the COVID-19 pandemic but did not count against those with consecutive year streaks.*

TOURNAMENT APPEARANCES

- 60, *Kentucky, 1942-2023
- 52, North Carolina, 1941-2022
- 50, *Kansas, 1940-2023
- 50, *UCLA, 1950-2023
- 45, Duke, 1955-2023
- 41, Indiana, 1940-2023
- 40, *Villanova, 1942-2022
- 39, *Louisville, 1951-2019
- 39, *Syracuse, 1957-2021
- 37, Notre Dame, 1953-2022

CONSECUTIVE TOURNAMENT APPEARANCES

- 28, #Kansas, 1990-2017
- 27, North Carolina, 1975-2001
- 25, Michigan St., 1998-2023
- 24, Duke, 1996-2019
- 24, Gonzaga, 1999-2023
- 19, Wisconsin, 1999-2017
- 18, Indiana, 1986-2003
- 17, Kentucky, 1992-2008
- 14, #Arizona, 1985-98
- 14, Cincinnati, 1992-2005
- 14, Georgetown, 1979-92
- 14, Texas, 1999-2012

#Arizona had an actual streak of 25 from 1985 to 2009, but its 1999 and 2008 appearances were later vacated. Kansas has an actual streak of 34 from 1990 to present, but its 2018 appearance was later vacated by the IARP.

Note: UCLA had a streak of 14 from 1989 to 2002 but their 1999 appearance was later vacated.

CURRENT CONSECUTIVE TOURNAMENT APPEARANCES

- 25, Michigan St., 1998-2023
- 24, Gonzaga, 1999-2023
- 8, Purdue, 2015-23
- 5, Houston, 2018-23
- 5, Kansas, 2019-23
- 5, Tennessee, 2018-23
- 4, Baylor, 2019-23
- 4, Colgate, 2019-23
- 4, Iowa, 2019-23

TOURNAMENT GAMES

- 184, *Kentucky, 1942-2023
- 180, North Carolina, 1941-2022
- 160, *Kansas, 1940-2023
- 159, Duke, 1955-2023
- 153, *UCLA, 1950-2023
- 107, Michigan St., 1957-2023
- 105, *Syracuse, 1957-2021
- 105, *Villanova, 1939-2022
- 104, Indiana, 1940-2023
- 102, *Louisville, 1951-2019
- 94, *UConn, 1951-2023
- 88, *Arizona, 1951-2023

TOURNAMENT WINS

- 131, North Carolina, 1941-2022
- 130, *Kentucky, 1942-2023
- 119, Duke, 1955-2023
- 112, *Kansas, 1940-2023
- 110, *UCLA, 1950-2023
- 72, Michigan St., 1957-2023
- 68, Indiana, 1940-2023
- 67, Villanova, 1939-2022
- 66, *Syracuse, 1957-2021
- 63, *UConn, 1951-2023
- 61, *Louisville, 1951-2017

CONSECUTIVE TOURNAMENT WINS

- 38, UCLA, 1964-74
- 13, Duke, 1991-93
- 12, Cincinnati, 1960-63
- 12, Florida, 2006-07
- 12, Kentucky, 1945-52
- 11, Arkansas, 1994-95
- 11, Kentucky, 1996-97
- 11, Kentucky, 2012-14
- 11, San Francisco, 1955-57
- 10, Georgetown, 1984-85
- 10, Michigan St., 2000-01
- 10, UNLV, 1990-91

TOURNAMENT WINNING PERCENTAGE

(Minimum 20 Games)

- .748 (119-40), Duke, 1955-2023
- .728 (131-49), North Carolina, 1941-2022
- .719 (110-43), *UCLA, 1950-2023
- .707 (130-54), *Kentucky, 1942-2023
- .703 (45-19), *Florida, 1987-2021
- .700 (112-48), *Kansas, 1940-2023
- .686 (59-27), *Michigan, 1948-2022
- .670 (63-31), *UConn, 1951-2023
- .673 (72-35), Michigan St., 1957-2023
- .654 (68-36), Indiana, 1940-2023

TOURNAMENT MATCH-UPS, ALL-TIME

10, Kentucky vs. Marquette, 1955-2008
7, Duke vs. Michigan St., 1994-2022
7, Kansas vs. North Carolina, 1957-2022
7, North Carolina vs. Villanova, 1982-2016
7, San Francisco vs. UCLA, 1956-79
6, Arkansas vs. North Carolina, 1990-2017
6, Kentucky vs. Ohio St., 1945-2011
6, Kentucky vs. Utah, 1993-2005
5, Duke vs. #Kansas, 1986-2003
5, Duke vs. Kentucky, 1966-1998
5, Duke vs. UConn, 1964-2004
5, Indiana vs. Kentucky, 1973-2016
5, Indiana vs. LSU, 1953-92
5, Kansas vs. UCLA, 1971-2007
5, Louisville vs. UCLA, 1972-92
5, Michigan St. vs. North Carolina, 1957-2009

#Duke and Kansas have met six times between 1986 and 2018. The 2018 appearance by Kansas was later vacated by the IARP.

Note: Kentucky and Louisville have met six times between 1951-2014. The 2012 and 2014 appearances by Louisville were later vacated by the Committee on Infractions.

TOURNAMENT SCORING LEADERS

Note: On all percentages and averages of the year-by-year leaders, a player must have played in at least 50 percent of the maximum tournament games. Thus, there is a two-game minimum from 1939 to 1952 and a three-game minimum from 1953 to present. The 2020 championship was canceled due to the COVID-19 pandemic (). Team appearances later vacated by NCAA/Committee on Infractions (**).*

MOST POINTS

| Year | Player, Team | G | FG | FTM | Pts. | Avg. | |
|-------------|--|----------|-----------|------------|-----------|-------------|-------------|
| 1939 | Jim Hull, Ohio St. | 3 | 22 | 14 | 58 | 19.3 | |
| 1940 | Howard Engleman, Kansas | 3 | 18 | 3 | 39 | 13.0 | |
| 1941 | Johnny Adams, Arkansas | 2 | 21 | 6 | 48 | 24.0 | |
| 1942 | Chet Palmer, Rice | 2 | 19 | 5 | 43 | 21.5 | |
| | Jim Pollard, Stanford | 2 | 20 | 3 | 43 | 21.5 | |
| 1943 | John Hargis, Texas | 2 | 21 | 17 | 59 | 29.5 | |
| 1944 | Audley Brindley, Dartmouth | 3 | 24 | 4 | 52 | 17.3 | |
| 1945 | Bob Kurland, Oklahoma St. | 3 | 30 | 5 | 65 | 21.7 | |
| 1946 | Bob Kurland, Oklahoma St. | 3 | 28 | 16 | 72 | 24.0 | |
| 1947 | George Kaftan, Holy Cross | 3 | 25 | 13 | 63 | 21.0 | |
| 1948 | Alex Groza, Kentucky | 3 | 23 | 8 | 54 | 18.0 | |
| 1949 | Alex Groza, Kentucky | 3 | 31 | 20 | 82 | 27.3 | |
| 1950 | Sam Ranzino, North Carolina St. | 3 | 25 | 25 | 75 | 25.0 | |
| 1951 | Don Sunderlage, Illinois | 4 | 28 | 27 | 83 | 20.8 | |
| 1952 | Clyde Lovellette, Kansas | 4 | 53 | 35 | 141 | 35.3 | |
| 1953 | Bob Houbregs, Washington | 4 | 57 | 25 | 139 | 34.8 | |
| 1954 | Tom Gola, La Salle | 5 | 38 | 38 | 114 | 22.8 | |
| 1955 | Bill Russell, San Francisco | 5 | 49 | 20 | 118 | 23.6 | |
| 1956 | Hal Lear, Temple | 5 | 63 | 34 | 160 | 32.0 | |
| 1957 | Lennie Rosenbluth, North Carolina | 5 | 53 | 34 | 140 | 28.0 | |
| 1958 | Elgin Baylor, Seattle U. | 5 | 48 | 39 | 135 | 27.0 | |
| 1959 | Jerry West, West Virginia | 5 | 57 | 46 | 160 | 32.0 | |
| 1960 | Oscar Robertson, Cincinnati | 4 | 47 | 28 | 122 | 30.5 | |
| 1961 | Billy McGill, Utah | 4 | 49 | 21 | 119 | 29.8 | |
| 1962 | Len Chappell, Wake Forest | 5 | 45 | 44 | 134 | 26.8 | |
| 1963 | Mel Counts, Oregon St. | 5 | 50 | 23 | 123 | 24.6 | |
| 1964 | Jeff Mullins, Duke | 4 | 50 | 16 | 116 | 29.0 | |
| 1965 | Bill Bradley, Princeton | 5 | 65 | 47 | 177 | 35.4 | |
| 1966 | Jerry Chambers, Utah | 4 | 55 | 33 | 143 | 35.8 | |
| 1967 | Elvin Hayes, Houston | 5 | 57 | 14 | 128 | 25.6 | |
| 1968 | Elvin Hayes, Houston | 5 | 70 | 27 | 167 | 33.4 | |
| 1969 | Rick Mount, Purdue | 4 | 49 | 24 | 122 | 30.5 | |
| 1970 | Austin Carr, Notre Dame | 3 | 68 | 22 | 158 | 52.7 | |
| 1971 | Jim McDaniels, *Western Ky. | 5 | 61 | 25 | 147 | 29.4 | |
| | Austin Carr, Notre Dame | 3 | 48 | 29 | 125 | 41.7 | |
| 1972 | Jim Price, Louisville | 4 | 41 | 21 | 103 | 25.8 | |
| 1973 | Ernie DiGregorio, Providence | 5 | 59 | 10 | 128 | 25.6 | |
| 1974 | David Thompson, North Carolina St. | 4 | 38 | 21 | 97 | 24.3 | |
| 1975 | Jim Lee, Syracuse | 5 | 51 | 17 | 119 | 23.8 | |
| 1976 | Scott May, Indiana | 5 | 45 | 23 | 113 | 22.6 | |
| 1977 | Cedric Maxwell, Charlotte | 5 | 39 | 45 | 123 | 24.6 | |
| 1978 | Mike Gminski, Duke | 5 | 45 | 19 | 109 | 21.8 | |
| 1979 | Tony Price, Penn | 6 | 58 | 26 | 142 | 23.7 | |
| 1980 | Joe Barry Carroll, Purdue | 6 | 63 | 32 | 158 | 26.3 | |
| 1981 | Al Wood, North Carolina | 5 | 44 | 21 | 109 | 21.8 | |
| 1982 | Rob Williams, Houston | 5 | 30 | 28 | 88 | 17.6 | |
| 1983 | Dereck Whittenburg, North Carolina St. | 6 | 47 | 26 | 120 | 20.0 | |
| 1984 | Roosevelt Chapman, Dayton | 4 | 35 | 35 | 105 | 26.3 | |
| 1985 | Chris Mullin, St. John's (NY) | 5 | 39 | 32 | 110 | 22.0 | |
| 1986 | Johnny Dawkins, Duke | 6 | 66 | 21 | 153 | 25.5 | |
| Year | Player, Team | G | FG | 3FG | FT | Pts. | Avg. |
| 1987 | Steve Alford, Indiana | 6 | 42 | 21 | 33 | 138 | 23.0 |
| | Rony Seikaly, Syracuse | 6 | 53 | 0 | 32 | 138 | 23.0 |
| 1988 | Danny Manning, Kansas | 6 | 69 | 2 | 23 | 163 | 27.2 |

| Year | Player, Team | G | FG | 3FG | FT | Pts. | Avg. |
|-------|---------------------------------|---|----|-----|----|------|------|
| 1989 | Glen Rice, Michigan | 6 | 75 | 7 | 27 | 184 | 30.7 |
| 1990 | Dennis Scott, Georgia Tech | 5 | 51 | 24 | 27 | 153 | 30.6 |
| 1991 | Christian Laettner, Duke | 6 | 37 | 2 | 49 | 125 | 20.8 |
| 1992 | Christian Laettner, Duke | 6 | 39 | 7 | 30 | 115 | 19.2 |
| 1993 | Donald Williams, North Carolina | 6 | 40 | 22 | 16 | 118 | 19.7 |
| 1994 | Khalid Reeves, Arizona | 5 | 45 | 8 | 39 | 137 | 27.4 |
| 1995 | Corliss Williamson, Arkansas | 6 | 49 | 0 | 27 | 125 | 20.8 |
| 1996 | John Wallace, Syracuse | 6 | 47 | 7 | 30 | 131 | 21.8 |
| 1997 | Miles Simon, Arizona | 6 | 42 | 10 | 38 | 132 | 22.0 |
| 1998 | Michael Doleac, Utah | 6 | 34 | 2 | 45 | 115 | 19.2 |
| 1999 | Richard Hamilton, UConn | 6 | 56 | 7 | 26 | 145 | 24.2 |
| 2000 | Morris Peterson, Michigan St. | 6 | 35 | 15 | 20 | 105 | 17.5 |
| 2001 | Jason Williams, Duke | 6 | 52 | 23 | 27 | 154 | 25.7 |
| 2002 | Juan Dixon, Maryland | 6 | 52 | 22 | 29 | 155 | 25.8 |
| 2003 | Carmelo Anthony, Syracuse | 6 | 47 | 10 | 17 | 121 | 20.2 |
| 2004 | Ben Gordon, UConn | 6 | 37 | 14 | 39 | 127 | 21.2 |
| 2005 | Sean May, North Carolina | 6 | 52 | 0 | 30 | 134 | 22.3 |
| 2006 | Glen Davis, LSU | 5 | 33 | 1 | 30 | 97 | 19.4 |
| | Joakim Noah, Florida | 6 | 33 | 0 | 31 | 97 | 16.2 |
| 2007 | Ron Lewis, Ohio St. | 6 | 34 | 12 | 28 | 108 | 18.0 |
| 2008 | Chris Douglas-Roberts, *Memphis | 6 | 42 | 5 | 51 | 140 | 23.3 |
| 2009 | Wayne Ellington, North Carolina | 6 | 44 | 17 | 10 | 115 | 19.2 |
| 2010 | Kyle Singler, Duke | 6 | 35 | 14 | 24 | 108 | 18.0 |
| 2011 | Kemba Walker, UConn | 6 | 43 | 11 | 44 | 141 | 23.5 |
| 2012 | Thomas Robinson, Kansas | 6 | 36 | 1 | 27 | 100 | 16.7 |
| 2013 | Russ Smith, *Louisville | 6 | 42 | 11 | 39 | 134 | 22.3 |
| 2014 | Shabazz Napier, UConn | 6 | 38 | 20 | 31 | 127 | 21.2 |
| 2015 | Frank Kaminsky, Wisconsin | 6 | 44 | 8 | 36 | 132 | 22.0 |
| 2016 | Buddy Hield, Oklahoma | 5 | 42 | 20 | 22 | 126 | 25.2 |
| 2017 | Tyler Dorsey, Oregon | 5 | 37 | 20 | 25 | 119 | 23.8 |
| 2018 | Malik Newman, *Kansas | 5 | 33 | 19 | 27 | 108 | 21.6 |
| 2019 | Carsen Edwards, Purdue | 4 | 41 | 28 | 29 | 139 | 34.8 |
| *2020 | | | | | | | |
| 2021 | Johnny Juzang, UCLA | 6 | 54 | 15 | 14 | 137 | 22.8 |
| 2022 | Caleb Love, North Carolina | 6 | 38 | 22 | 15 | 113 | 18.8 |
| | Brady Manek, North Carolina | 6 | 40 | 19 | 14 | 113 | 18.8 |
| 2023 | Adam Sanogo, UConn | 6 | 50 | 2 | 16 | 118 | 19.7 |

HIGHEST SCORING AVERAGE

| Year | Player, Team | G | FG | FTM | Pts. | Avg. |
|------|---------------------------------|---|----|-----|------|------|
| 1939 | Jim Hull, Ohio St. | 3 | 22 | 14 | 58 | 19.3 |
| 1940 | Howard Engleman, Kansas | 3 | 18 | 3 | 39 | 13.0 |
| | Bob Kinney, Rice | 2 | 12 | 2 | 26 | 13.0 |
| 1941 | Johnny Adams, Arkansas | 2 | 21 | 6 | 48 | 24.0 |
| 1942 | Chet Palmer, Rice | 2 | 19 | 5 | 43 | 21.5 |
| | Jim Pollard, Stanford | 2 | 20 | 3 | 43 | 21.5 |
| 1943 | John Hargis, Texas | 2 | 21 | 17 | 59 | 29.5 |
| 1944 | Nick Bozolich, Pepperdine | 2 | 17 | 11 | 45 | 22.5 |
| 1945 | Dick Wilkins, Oregon | 2 | 19 | 6 | 44 | 22.0 |
| 1946 | Bob Kurland, Oklahoma St. | 3 | 28 | 16 | 72 | 24.0 |
| 1947 | George Kaftan, Holy Cross | 3 | 25 | 13 | 63 | 21.0 |
| 1948 | Jack Nichols, Washington | 2 | 13 | 13 | 39 | 19.5 |
| 1949 | Alex Groza, Kentucky | 3 | 31 | 20 | 82 | 27.3 |
| 1950 | Sam Ranzino, North Carolina St. | 3 | 26 | 25 | 77 | 25.7 |
| 1951 | Bill Kukoy, North Carolina St. | 3 | 25 | 19 | 69 | 23.0 |
| 1952 | Clyde Lovellette, Kansas | 4 | 53 | 35 | 141 | 35.3 |
| 1953 | Bob Houbregs, Washington | 4 | 57 | 25 | 139 | 34.8 |
| 1954 | John Clune, Navy | 3 | 30 | 19 | 79 | 26.3 |
| 1955 | Terry Rand, Marquette | 3 | 31 | 11 | 73 | 24.3 |
| 1956 | Hal Lear, Temple | 5 | 63 | 34 | 160 | 32.0 |
| 1957 | Wilt Chamberlain, Kansas | 4 | 40 | 41 | 121 | 30.3 |
| 1958 | Wayne Embry, Miami (OH) | 3 | 32 | 19 | 83 | 27.7 |
| 1959 | Jerry West, West Virginia | 5 | 57 | 46 | 160 | 32.0 |
| 1960 | Jerry West, West Virginia | 3 | 35 | 35 | 105 | 35.0 |

| Year | Player, Team | G | FG | FTM | Pts. | Avg. |
|------|----------------------------|---|----|-----|------|------|
| 1961 | Billy McGill, Utah | 4 | 49 | 21 | 119 | 29.8 |
| 1962 | Len Chappell, Wake Forest | 5 | 45 | 44 | 134 | 26.8 |
| 1963 | Barry Kramer, NYU | 3 | 31 | 38 | 100 | 33.3 |
| 1964 | Jeff Mullins, Duke | 4 | 50 | 16 | 116 | 29.0 |
| 1965 | Bill Bradley, Princeton | 5 | 65 | 47 | 177 | 35.4 |
| 1966 | Jerry Chambers, Utah | 4 | 55 | 33 | 143 | 35.8 |
| 1967 | Lew Alcindor, UCLA | 4 | 39 | 28 | 106 | 26.5 |
| 1968 | Elvin Hayes, Houston | 5 | 70 | 27 | 167 | 33.4 |
| 1969 | Rick Mount, Purdue | 4 | 49 | 24 | 122 | 30.5 |
| 1970 | Austin Carr, Notre Dame | 3 | 68 | 22 | 158 | 52.7 |
| 1971 | Austin Carr, Notre Dame | 3 | 48 | 29 | 125 | 41.7 |
| 1972 | Bo Lamar, *Louisiana | 3 | 41 | 18 | 100 | 33.3 |
| | Jim Price, Louisville | 4 | 41 | 21 | 103 | 25.8 |
| 1973 | Larry Finch, Memphis | 4 | 34 | 39 | 107 | 26.8 |
| 1974 | John Shumate, Notre Dame | 3 | 35 | 16 | 86 | 28.7 |
| 1975 | Adrian Dantley, Notre Dame | 3 | 29 | 34 | 92 | 30.7 |
| 1976 | Willie Smith, Missouri | 3 | 38 | 18 | 94 | 31.3 |
| 1977 | Cedric Maxwell, Charlotte | 5 | 39 | 45 | 123 | 24.6 |
| 1978 | Dave Corzine, DePaul | 3 | 33 | 16 | 82 | 27.3 |
| 1979 | Larry Bird, Indiana St. | 5 | 52 | 32 | 136 | 27.2 |
| 1980 | Joe Barry Carroll, Purdue | 6 | 63 | 32 | 158 | 26.3 |
| 1981 | Al Wood, North Carolina | 5 | 44 | 21 | 109 | 21.8 |
| 1982 | Oliver Robinson, UAB | 3 | 27 | 12 | 66 | 22.0 |
| 1983 | Greg Stokes, Iowa | 3 | 24 | 13 | 61 | 20.3 |
| 1984 | Roosevelt Chapman, Dayton | 4 | 35 | 35 | 105 | 26.3 |
| 1985 | Kenny Walker, Kentucky | 3 | 28 | 19 | 75 | 25.0 |
| 1986 | David Robinson, Navy | 4 | 35 | 40 | 110 | 27.5 |

| Year | Player, Team | G | FG | 3FG | FT | Pts. | Avg. |
|-------|--------------------------------|---|----|-----|----|------|------|
| 1987 | Fennis Dembo, Wyoming | 3 | 25 | 11 | 23 | 84 | 28.0 |
| 1988 | Danny Manning, Kansas | 6 | 69 | 2 | 23 | 163 | 27.2 |
| 1989 | Glen Rice, Michigan | 6 | 75 | 7 | 27 | 184 | 30.7 |
| 1990 | Bo Kimble, LMU (CA) | 4 | 51 | 15 | 26 | 143 | 35.8 |
| 1991 | Terry Dehere, Seton Hall | 4 | 34 | 12 | 17 | 97 | 24.3 |
| 1992 | Jamal Mashburn, Kentucky | 4 | 34 | 6 | 22 | 96 | 24.0 |
| 1993 | Calbert Cheaney, Indiana | 4 | 40 | 3 | 23 | 106 | 26.5 |
| 1994 | Gary Collier, Tulsa | 3 | 30 | 13 | 21 | 94 | 31.3 |
| 1995 | Darryl Wilson, Mississippi St. | 3 | 21 | 9 | 22 | 73 | 24.3 |
| 1996 | Allen Iverson, Georgetown | 4 | 38 | 12 | 23 | 111 | 27.8 |
| 1997 | Dedric Willoughby, Iowa St. | 3 | 24 | 14 | 12 | 74 | 24.7 |
| 1998 | Khalid El-Amin, UConn | 4 | 30 | 10 | 23 | 93 | 23.3 |
| 1999 | Wally Szczerbiak, Miami (OH) | 3 | 32 | 11 | 15 | 90 | 30.0 |
| 2000 | Marcus Fizer, Iowa St. | 4 | 32 | 2 | 14 | 80 | 20.0 |
| 2001 | Jason Williams, Duke | 6 | 52 | 23 | 27 | 154 | 25.7 |
| 2002 | Caron Butler, UConn | 4 | 32 | 8 | 34 | 106 | 26.5 |
| 2003 | Dahntay Jones, Duke | 3 | 25 | 8 | 16 | 74 | 24.7 |
| 2004 | Gerry McNamara, Syracuse | 3 | 19 | 15 | 27 | 80 | 26.7 |
| 2005 | Joah Tucker, Milwaukee | 3 | 25 | 6 | 20 | 76 | 25.3 |
| 2006 | Adam Morrison, Gonzaga | 3 | 26 | 5 | 15 | 73 | 24.3 |
| 2007 | Chris Lofton, Tennessee | 3 | 22 | 13 | 12 | 69 | 23.0 |
| 2008 | Stephen Curry, Davidson | 4 | 42 | 23 | 21 | 128 | 32.0 |
| 2009 | Blake Griffin, Oklahoma | 4 | 46 | 0 | 22 | 114 | 28.5 |
| 2010 | Jordan Crawford, Xavier | 3 | 33 | 12 | 9 | 87 | 29.0 |
| 2011 | Jimmer Fredette, BYU | 3 | 32 | 12 | 22 | 98 | 32.7 |
| 2012 | Tru Holloway, Xavier | 3 | 22 | 7 | 17 | 68 | 22.7 |
| 2013 | Mark Lyons, Arizona | 3 | 26 | 8 | 13 | 73 | 24.3 |
| 2014 | Xavier Thames, San Diego St. | 6 | 24 | 6 | 24 | 78 | 26.0 |
| 2015 | Fred VanVleet, Wichita St. | 3 | 22 | 2 | 23 | 69 | 23.0 |
| 2014 | Shabazz Napier, UConn | 6 | 38 | 20 | 31 | 127 | 21.2 |
| 2015 | Frank Kaminsky, Wisconsin | 6 | 44 | 8 | 36 | 132 | 22.0 |
| 2016 | Georges Niang, Iowa St. | 3 | 33 | 8 | 12 | 86 | 28.7 |
| 2017 | Tyler Dorsey, Oregon | 5 | 27 | 20 | 25 | 119 | 23.8 |
| 2018 | Gabe DeVoe, Clemson | 3 | 28 | 11 | 8 | 75 | 25.0 |
| 2019 | Carsen Edwards, Purdue | 4 | 41 | 28 | 29 | 139 | 34.8 |
| ^2020 | | | | | | | |
| 2021 | Max Abmas, Oral Roberts | 3 | 24 | 10 | 22 | 80 | 26.7 |
| 2022 | Drew Timme, Gonzaga | 3 | 32 | 1 | 17 | 82 | 27.3 |
| 2023 | Drew Timme, Gonzaga | 4 | 41 | 2 | 13 | 97 | 24.2 |

HIGHEST FIELD-GOAL PERCENTAGE

(Minimum: Five FGM Per Game)

| Year | Player, Team | G | FGM | FGA | Pct. |
|-------|---------------------------------|---|-----|-----|------|
| 1950 | Dick Schnittker, Ohio St. | 2 | 15 | 29 | 51.7 |
| 1951 | Don Sunderlage, Illinois | 4 | 28 | 62 | 45.2 |
| 1963 | William Humphrey, Texas | 3 | 16 | 22 | 72.7 |
| 1964 | Jay Buckley, Duke | 4 | 24 | 39 | 61.5 |
| 1965 | Dave Mills, DePaul | 3 | 16 | 21 | 76.2 |
| 1966 | Henry Finkel, Dayton | 3 | 37 | 61 | 60.7 |
| 1967 | Ken Talley, Virginia Tech | 3 | 20 | 30 | 66.7 |
| 1968 | Heyward Dotson, Columbia | 3 | 22 | 28 | 78.6 |
| 1969 | Jarrett Durham, Duquesne | 3 | 26 | 38 | 68.4 |
| 1970 | Pembrook Burrows, Jacksonville | 5 | 24 | 33 | 72.7 |
| 1971 | Jim Chones, Marquette | 3 | 29 | 48 | 60.4 |
| 1972 | Wilbert Loftin, *Louisiana | 3 | 16 | 23 | 69.6 |
| | Bill Walton, UCLA | 4 | 28 | 41 | 68.3 |
| 1973 | Bill Walton, UCLA | 4 | 45 | 59 | 76.3 |
| 1974 | John Shumate, Notre Dame | 3 | 35 | 50 | 70.0 |
| 1975 | Mitch Kupchak, North Carolina | 3 | 29 | 40 | 72.5 |
| 1976 | Ron Carter, VMI | 3 | 22 | 37 | 59.5 |
| 1977 | Rick Robey, Kentucky | 3 | 16 | 22 | 72.7 |
| 1978 | Greg Kelsner, Michigan St. | 3 | 29 | 40 | 72.5 |
| 1979 | Alex Gilbert, Indiana St. | 5 | 26 | 34 | 76.5 |
| 1980 | Mark Dressler, Missouri | 3 | 27 | 35 | 77.1 |
| 1981 | Randy Reed, Kansas St. | 4 | 22 | 33 | 66.7 |
| 1982 | Larry Micheaux, Houston | 5 | 29 | 45 | 64.4 |
| 1983 | Ralph Sampson, Virginia | 3 | 23 | 31 | 74.2 |
| 1984 | Kelvin Johnson, Richmond | 3 | 29 | 38 | 76.3 |
| 1985 | Brad Daugherty, North Carolina | 4 | 29 | 40 | 72.5 |
| 1986 | Kenny Walker, Kentucky | 4 | 35 | 50 | 70.0 |
| 1987 | Kevin Gamble, Iowa | 4 | 32 | 41 | 78.0 |
| 1988 | Winston Bennett, *Kentucky | 3 | 18 | 23 | 78.3 |
| | Tim Perry, Temple | 4 | 26 | 36 | 72.2 |
| 1989 | Christian Laettner, Duke | 5 | 26 | 33 | 78.8 |
| 1990 | Alaa Abdelnaby, Duke | 6 | 42 | 64 | 65.6 |
| 1991 | Robert Werdann, St. John's (NY) | 4 | 20 | 26 | 76.9 |
| 1992 | Eric Montross, North Carolina | 3 | 24 | 32 | 75.0 |
| 1993 | Corliss Williamson, Arkansas | 3 | 19 | 25 | 76.0 |
| 1994 | Keith Booth, Maryland | 3 | 15 | 22 | 68.2 |
| 1995 | Michael Wilson, Memphis | 3 | 18 | 24 | 75.0 |
| 1996 | Darvin Ham, *Texas Tech | 3 | 16 | 23 | 69.6 |
| 1997 | Kelvin Cato, Iowa St. | 3 | 18 | 27 | 66.7 |
| 1998 | Brent Solheim, West Virginia | 3 | 17 | 24 | 70.8 |
| 1999 | Elton Brand, Duke | 6 | 37 | 57 | 64.9 |
| 2000 | Casey Calvary, Gonzaga | 3 | 15 | 21 | 71.4 |
| 2001 | Nick Collison, Kansas | 3 | 23 | 32 | 71.9 |
| 2002 | Channing Frye, Arizona | 3 | 15 | 21 | 71.4 |
| 2003 | Jaron Brown, Pittsburgh | 3 | 18 | 27 | 66.7 |
| 2004 | Kevin Pinkney, Nevada | 3 | 16 | 23 | 69.6 |
| 2005 | Devonne Giles, Texas Tech | 3 | 16 | 21 | 76.2 |
| 2006 | Ryan Hollins, UCLA | 6 | 23 | 32 | 71.9 |
| 2007 | Brandon Rush, Kansas | 4 | 23 | 37 | 62.2 |
| 2008 | Derrick Brown, Xavier | 4 | 20 | 27 | 74.1 |
| 2009 | Arinze Onuaku, Syracuse | 3 | 15 | 19 | 78.9 |
| 2010 | DeMarcus Cousins, Kentucky | 4 | 23 | 31 | 74.2 |
| 2011 | Vernon Macklin, Florida | 4 | 24 | 31 | 77.4 |
| 2012 | Kenny Frease, Xavier | 3 | 22 | 31 | 71.0 |
| 2013 | Jerrell Wright, La Salle | 4 | 22 | 27 | 81.5 |
| 2014 | Stefan Nastic, Stanford | 3 | 14 | 18 | 77.8 |
| 2015 | Jakob Poeltl, Utah | 3 | 17 | 23 | 73.9 |
| 2016 | Tyler Davis, Texas A&M | 3 | 16 | 20 | 80.0 |
| 2017 | Jordan Bell, Oregon | 5 | 27 | 37 | 73.0 |
| 2018 | Robert Williams, Texas A&M | 3 | 15 | 20 | 75.0 |
| 2019 | Matt Haarms, Purdue | 4 | 21 | 32 | 65.6 |
| ^2020 | | | | | |
| 2021 | Christian Bishop, Creighton | 3 | 18 | 24 | 75.0 |
| 2022 | Mark Williams, Duke | 5 | 29 | 36 | 83.3 |
| 2023 | Dylan Disu, Texas | 3 | 22 | 31 | 71.0 |

MOST THREE-POINT FIELD GOALS

| Year | Player, Team | G | 3FGM |
|-------|----------------------------------|---|------|
| 1987 | Freddie Banks, UNLV | 5 | 26 |
| 1988 | William Scott, Kansas St. | 4 | 21 |
| 1989 | Glen Rice, Michigan | 6 | 27 |
| 1990 | Dennis Scott, Georgia Tech | 5 | 24 |
| 1991 | Terry Brown, Kansas | 6 | 14 |
| 1992 | Bobby Hurley, Duke | 6 | 15 |
| 1993 | Donald Williams, North Carolina | 6 | 22 |
| 1994 | Cuonzo Martin, Purdue | 4 | 16 |
| 1995 | Randy Rutherford, Oklahoma St. | 5 | 17 |
| | Scotty Thurman, Arkansas | 6 | 17 |
| 1996 | Carmelo Travieso, *Massachusetts | 5 | 20 |
| 1997 | Mike Bibby, Arizona | 6 | 18 |
| 1998 | Richard Hamilton, UConn | 4 | 14 |
| 1999 | Trajan Langdon, Duke | 5 | 17 |
| 2000 | Jon Bryant, Wisconsin | 5 | 18 |
| 2001 | Jason Williams, Duke | 6 | 23 |
| 2002 | Juan Dixon, Maryland | 6 | 22 |
| 2003 | Gerry McNamara, Syracuse | 6 | 18 |
| 2004 | Rashad Anderson, UConn | 6 | 21 |
| 2005 | Luther Head, Illinois | 6 | 23 |
| 2006 | Lee Humphrey, Florida | 6 | 22 |
| 2007 | Lee Humphrey, Florida | 6 | 23 |
| 2008 | Stephen Curry, Davidson | 4 | 23 |
| 2009 | Wayne Ellington, North Carolina | 6 | 17 |
| 2010 | Jacob Pullen, Kansas St. | 4 | 17 |
| | Durrell Summers, Michigan St. | 5 | 17 |
| | Shelvin Mack, Butler | 6 | 17 |
| 2011 | Shelvin Mack, Butler | 6 | 23 |
| 2012 | Brady Heslip, Baylor | 4 | 16 |
| 2013 | Ramon Galloway, La Salle | 4 | 14 |
| 2014 | Shabazz Napier, UConn | 6 | 20 |
| 2015 | Sam Dekker, Wisconsin | 6 | 15 |
| | Travis Trice, Michigan St. | 5 | 15 |
| 2016 | Buddy Hield, Oklahoma | 5 | 20 |
| | Marcus Paige, North Carolina | 6 | 20 |
| 2017 | Tyler Dorsey, Oregon | 5 | 20 |
| 2018 | Donte DiVincenzo, Villanova | 6 | 17 |
| 2019 | Carsen Edwards, Purdue | 4 | 28 |
| ^2020 | | | |
| 2021 | Corey Kispert, Gonzaga | 6 | 19 |
| 2022 | Brady Manek, North Carolina | 6 | 22 |
| 2023 | Jordan Hawkins, UConn | 6 | 21 |

MOST THREE-POINT FIELD GOALS MADE PER GAME

| Year | Player, Team | G | 3FGM | Avg. |
|------|--------------------------------|---|------|------|
| 1987 | Freddie Banks, UNLV | 5 | 26 | 5.20 |
| 1988 | William Scott, Kansas St. | 4 | 21 | 5.25 |
| 1989 | Glen Rice, Michigan | 6 | 27 | 4.50 |
| 1990 | Jeff Fryer, LMU (CA) | 4 | 23 | 5.75 |
| 1991 | Terry Dehere, Seton Hall | 4 | 12 | 3.00 |
| 1992 | Jon Barry, Georgia Tech | 3 | 11 | 3.67 |
| 1993 | Ronnie McMahan, Vanderbilt | 3 | 13 | 4.33 |
| 1994 | Gary Collier, Tulsa | 3 | 13 | 4.33 |
| 1995 | Randy Rutherford, Oklahoma St. | 5 | 17 | 3.40 |
| 1996 | Ray Allen, UConn | 3 | 13 | 4.33 |
| 1997 | Dedric Willoughby, Iowa St. | 3 | 14 | 4.67 |
| 1998 | Richard Hamilton, UConn | 4 | 14 | 3.50 |
| 1999 | Wally Szczerbiak, Miami (OH) | 3 | 11 | 3.67 |
| | Eric Martin, Oklahoma | 3 | 11 | 3.67 |
| | Kent McCausland, Iowa | 3 | 11 | 3.67 |
| 2000 | Johnny Hemsley, Miami (FL) | 3 | 12 | 4.00 |
| 2001 | Jason Williams, Duke | 6 | 23 | 3.83 |
| 2002 | Frank Williams, Illinois | 3 | 12 | 4.00 |
| | Luke Ridnour, Oregon | 4 | 16 | 4.00 |

| Year | Player, Team | G | 3FGM | Avg. |
|-------|---------------------------|---|------|------|
| 2003 | Darnell Archey, Butler | 3 | 11 | 3.67 |
| 2004 | Gerry McNamara, Syracuse | 3 | 15 | 5.00 |
| 2005 | Ed McCants, Milwaukee | 3 | 13 | 4.33 |
| 2006 | Lee Humphrey, Florida | 6 | 22 | 3.67 |
| 2007 | Chris Lofton, Tennessee | 3 | 13 | 4.33 |
| 2008 | Stephen Curry, Davidson | 4 | 23 | 5.75 |
| 2009 | Roburt Sallie, Memphis | 3 | 16 | 5.33 |
| 2010 | Jacob Pullen, Kansas St. | 4 | 17 | 4.25 |
| 2011 | Jon Diebler, Ohio St. | 3 | 12 | 4.00 |
| | Jimmer Fredette, BYU | 3 | 12 | 4.00 |
| 2012 | Brady Heslip, Baylor | 4 | 16 | 4.00 |
| 2013 | Ramon Galloway, La Salle | 4 | 14 | 3.50 |
| 2014 | Shabazz Napier, UConn | 6 | 20 | 3.33 |
| 2015 | Bryce Alford, UCLA | 3 | 14 | 4.67 |
| 2015 | Jerian Grant, Notre Dame | 4 | 27 | 6.75 |
| 2016 | Buddy Hield, Oklahoma | 5 | 20 | 4.00 |
| 2017 | Bronson Koenig, Wisconsin | 3 | 14 | 4.67 |
| 2018 | Gabe DeVoe, Clemson | 3 | 11 | 3.67 |
| | Caleb Martin, Nevada | 3 | 11 | 3.67 |
| | Zach Norvell Jr., Gonzaga | 3 | 11 | 3.67 |
| | Carsen Edwards, Purdue | 4 | 28 | 7.00 |
| ^2020 | | | | |
| 2021 | Buddy Boeheim, Syracuse | 3 | 14 | 4.67 |
| 2022 | Kyler Edwards, Houston | 4 | 15 | 3.75 |
| 2023 | Adam Kunkel, Xavier | 3 | 11 | 3.67 |

HIGHEST THREE-POINT FIELD-GOAL PERCENTAGE

(Minimum: 1.5 3FGM Per Game)

| Year | Player, Team | G | 3FGM | 3FGA | Pct. |
|------|---------------------------------|---|------|------|------|
| 1987 | Ranzino Smith, North Carolina | 4 | 6 | 6 | 100 |
| 1988 | Glen Rice, Michigan | 3 | 7 | 11 | 63.6 |
| 1989 | John Crotty, Virginia | 4 | 8 | 10 | 80.0 |
| 1990 | Kevin Lynch, Minnesota | 4 | 9 | 16 | 56.3 |
| 1991 | Jason Buchanan, St. John's (NY) | 4 | 8 | 13 | 61.5 |
| 1992 | Corey Williams, Oklahoma St. | 3 | 7 | 9 | 77.8 |
| 1993 | Sam Cassell, Florida St. | 4 | 12 | 17 | 70.6 |
| 1994 | Pat Graham, Indiana | 3 | 5 | 8 | 62.5 |
| 1995 | Donny Marshall, UConn | 4 | 6 | 10 | 60.0 |
| 1996 | Ben Caton, Utah | 3 | 5 | 7 | 71.4 |
| 1997 | Cameron Mills, Kentucky | 6 | 17 | 27 | 63.0 |
| 1998 | Mike Chappell, Duke | 4 | 6 | 7 | 85.7 |
| 1999 | A.J. Granger, Michigan St. | 5 | 8 | 11 | 72.7 |
| 2000 | Rimas Kaukenas, Seton Hall | 3 | 8 | 14 | 57.1 |
| 2001 | Casey Calvary, Gonzaga | 3 | 5 | 7 | 71.4 |

(Minimum: 2.0 3FGM Per Game)

| Year | Player, Team | G | 3FGM | 3FGA | Pct. |
|------|-----------------------------|---|------|------|------|
| 2002 | Brian Boddicker, Texas | 3 | 6 | 8 | 75.0 |
| 2003 | Darnell Archey, Butler | 3 | 11 | 16 | 68.8 |
| 2004 | Brandon Mouton, Texas | 3 | 8 | 12 | 66.7 |
| 2005 | JamesOn Curry, Oklahoma St. | 3 | 8 | 12 | 66.7 |
| 2006 | Marcus Williams, UConn | 4 | 10 | 18 | 55.6 |
| 2007 | Brandon Rush, Kansas | 4 | 9 | 11 | 81.8 |
| 2008 | Kenny Brown, Stanford | 3 | 7 | 9 | 77.8 |
| 2009 | Roburt Sallie, Memphis | 3 | 16 | 24 | 66.7 |
| 2010 | Kevin Jones, West Virginia | 4 | 9 | 17 | 52.9 |
| 2011 | David Lighty, Ohio St. | 3 | 10 | 14 | 71.4 |
| 2012 | Todd Mayo, Marquette | 3 | 6 | 10 | 60.0 |
| 2013 | Solomon Hill, Arizona | 3 | 6 | 9 | 66.7 |
| 2014 | London Perrantes, Virginia | 3 | 6 | 11 | 54.5 |
| 2015 | Bryce Alford, UCLA | 3 | 14 | 22 | 63.6 |
| 2016 | Ryan Arcidiacono, Villanova | 6 | 16 | 26 | 61.5 |
| 2017 | Tyler Dorsey, Oregon | 5 | 20 | 33 | 60.6 |
| 2018 | Donte DiVincenzo, Villanova | 6 | 17 | 34 | 50.0 |
| | Xavier Sneed, Kansas St. | 4 | 11 | 22 | 50.0 |

| Year | Player, Team | G | 3FGM | 3FGA | Pct. |
|-------|-------------------------|---|------|------|------|
| 2019 | Louis King, Oregon | 3 | 11 | 18 | 61.1 |
| ^2020 | | | | | |
| 2021 | Adam Flagler, Baylor | 6 | 12 | 18 | 66.7 |
| | Alex Reese, Alabama | 3 | 6 | 9 | 66.7 |
| 2022 | Cormac Ryan, Notre Dame | 3 | 11 | 21 | 52.4 |
| 2023 | Adam Kunkel, Xavier | 3 | 11 | 16 | 68.8 |

HIGHEST FREE-THROW PERCENTAGE

(Minimum: 10 FTM and 2.5 FTM Per Game)

| Year | Player, Team | G | FTM | FTA | Pct. |
|------|--------------------------------|---|-----|-----|-------|
| 1941 | Gene Englund, Wisconsin | 3 | 16 | 19 | 84.2 |
| 1942 | Charles Black, Kansas | 2 | 10 | 14 | 71.4 |
| 1943 | Bill Hassett, Georgetown | 3 | 10 | 13 | 76.9 |
| 1945 | Arnold Risen, Ohio St. | 2 | 11 | 16 | 68.8 |
| 1946 | Jack Underman, Ohio St. | 3 | 18 | 21 | 85.7 |
| 1947 | Gerald Tucker, Oklahoma | 3 | 16 | 19 | 84.2 |
| 1948 | Howard Shannon, Kansas St. | 2 | 15 | 15 | 1.000 |
| 1949 | Jack Shelton, Oklahoma St. | 3 | 19 | 22 | 86.4 |
| 1950 | Floyd Layne, CCNY | 3 | 12 | 15 | 80.0 |
| | Gene Melchiorre, Bradley | 3 | 12 | 15 | 80.0 |
| 1951 | Bill Kukoy, North Carolina St. | 3 | 19 | 22 | 86.4 |
| 1952 | Jim Young, Santa Clara | 3 | 13 | 16 | 81.3 |
| 1953 | Ron Perry, Holy Cross | 3 | 18 | 20 | 90.0 |
| 1954 | Jack Clune, Navy | 3 | 19 | 22 | 86.4 |
| 1955 | Tom Gola, La Salle | 5 | 37 | 42 | 88.1 |
| 1956 | Bob Mills, SMU | 5 | 32 | 40 | 80.0 |
| 1957 | John Riser, Pittsburgh | 3 | 30 | 36 | 83.3 |
| 1958 | Johnny Cox, Kentucky | 4 | 21 | 23 | 91.3 |
| 1959 | Howie Carl, DePaul | 3 | 16 | 18 | 88.9 |
| 1960 | Darrall Imhoff, California | 5 | 22 | 24 | 91.7 |
| 1961 | John Turner, Louisville | 3 | 19 | 21 | 90.5 |
| 1962 | Gary Cunningham, UCLA | 4 | 17 | 19 | 89.5 |
| | Mel Counts, Oregon St. | 3 | 17 | 19 | 89.5 |
| 1963 | Howard Komives, Bowling Green | 3 | 29 | 32 | 90.6 |
| 1964 | Wayne Estes, Utah St. | 3 | 21 | 23 | 91.3 |
| 1965 | Bill Bradley, Princeton | 5 | 47 | 51 | 92.2 |
| 1966 | Mike Lewis, Duke | 4 | 17 | 18 | 94.4 |
| 1967 | Steve Adelman, Boston College | 3 | 14 | 16 | 87.5 |
| 1968 | Harley Swift, East Tenn. St. | 3 | 18 | 18 | 1.000 |
| 1969 | Rick Mount, Purdue | 4 | 24 | 27 | 88.9 |
| 1970 | Chip Dublin, Jacksonville | 5 | 19 | 20 | 95.0 |
| 1971 | Henry Bibby, UCLA | 4 | 17 | 17 | 1.000 |
| 1972 | Larry McNeill, Marquette | 3 | 11 | 12 | 91.7 |
| 1973 | Ron Haigler, Penn | 3 | 10 | 10 | 1.000 |
| 1974 | Gene Harmon, Creighton | 3 | 10 | 10 | 1.000 |
| 1975 | Phil Ford, North Carolina | 3 | 17 | 18 | 94.4 |
| 1976 | Will Bynum, VMI | 3 | 22 | 26 | 84.6 |
| 1977 | Phil Ford, North Carolina | 5 | 20 | 21 | 95.2 |
| 1978 | Mike Gminski, Duke | 5 | 19 | 21 | 90.5 |
| 1979 | Sidney Moncrief, Arkansas | 3 | 26 | 27 | 96.3 |
| 1980 | Cliff Pruitt, *UCLA | 6 | 14 | 15 | 93.3 |
| | Eric Floyd, Georgetown | 3 | 12 | 14 | 85.7 |
| 1981 | Oliver Robinson, UAB | 3 | 17 | 17 | 1.000 |
| 1982 | Oliver Robinson, UAB | 3 | 12 | 13 | 92.3 |
| 1983 | John Pinone, Villanova | 3 | 15 | 15 | 1.000 |
| 1984 | Steve Alford, Indiana | 3 | 21 | 22 | 95.5 |
| 1985 | Dwayne McClain, Villanova | 6 | 24 | 25 | 96.0 |
| 1986 | Cliff Rees, Navy | 4 | 10 | 10 | 1.000 |
| 1987 | Derrick McKey, *Alabama | 3 | 19 | 19 | 1.000 |
| | Jim Farmer, *Alabama | 3 | 14 | 14 | 1.000 |
| | Reggie Williams, Georgetown | 4 | 27 | 30 | 90.0 |
| 1988 | Mike Vreeswyk, Temple | 4 | 18 | 18 | 1.000 |
| | LaBradford Smith, Louisville | 3 | 15 | 15 | 1.000 |
| | Tom Greis, Villanova | 4 | 11 | 11 | 1.000 |
| | Jeff Lebo, North Carolina | 4 | 10 | 10 | 1.000 |
| 1989 | Richard Morgan, Virginia | 4 | 23 | 23 | 1.000 |

| Year | Player, Team | G | FTM | FTA | Pct. |
|-------|-----------------------------------|---|-----|-----|-------|
| 1990 | Bo Kimble, LMU (CA) | 4 | 26 | 29 | 89.7 |
| 1991 | Hubert Davis, North Carolina | 5 | 19 | 20 | 95.0 |
| 1992 | John Pelphrey, Kentucky | 4 | 15 | 15 | 1.000 |
| 1993 | Greg Graham, Indiana | 4 | 18 | 19 | 94.7 |
| 1994 | Dwayne Morton, Louisville | 3 | 18 | 19 | 94.7 |
| 1995 | Kevin Ollie, UConn | 4 | 12 | 13 | 92.3 |
| 1996 | Miles Simon, Arizona | 3 | 12 | 13 | 92.3 |
| 1997 | Keith Van Horn, Utah | 4 | 21 | 21 | 1.000 |
| | Dedric Willoughby, Iowa St. | 3 | 12 | 12 | 1.000 |
| | Jacy Holloway, Iowa St. | 3 | 11 | 11 | 1.000 |
| | Mohamed Woni, Clemson | 3 | 10 | 10 | 1.000 |
| 1998 | Arthur Lee, Stanford | 5 | 35 | 35 | 1.000 |
| | Shammond Williams, North Carolina | 5 | 20 | 20 | 1.000 |
| 1999 | Richie Frahm, Gonzaga | 4 | 17 | 18 | 94.4 |
| 2000 | Joe Adkins, Oklahoma St. | 4 | 13 | 13 | 1.000 |
| 2001 | Lynn Greer, Temple | 4 | 33 | 34 | 97.1 |
| 2002 | Tahj Holden, Maryland | 6 | 15 | 15 | 1.000 |
| | Frederick Jones, Oregon | 4 | 13 | 13 | 1.000 |
| 2003 | Jason Gardner, Arizona | 4 | 20 | 21 | 95.2 |
| 2004 | Todd Okeson, Nevada | 3 | 11 | 11 | 1.000 |
| 2005 | J.J. Redick, Duke | 3 | 10 | 10 | 1.000 |
| | John Lucas, Oklahoma St. | 3 | 10 | 10 | 1.000 |
| 2006 | Denham Brown, UConn | 4 | 12 | 12 | 1.000 |
| 2007 | Nick Young, Southern California | 3 | 15 | 15 | 1.000 |
| | Aaron Brooks, Oregon | 4 | 13 | 13 | 1.000 |
| 2008 | Drew Lavender, Xavier | 4 | 10 | 10 | 1.000 |
| 2009 | Craig Austrie, UConn | 5 | 16 | 16 | 1.000 |
| | Kim English, Missouri | 4 | 12 | 12 | 1.000 |
| 2010 | Devin Ebanks, West Virginia | 5 | 27 | 29 | 93.1 |
| 2011 | Okaro White, Florida St. | 3 | 13 | 14 | 92.9 |
| 2012 | Dion Waiters, Syracuse | 4 | 17 | 18 | 94.4 |
| | Darius Miller, Kentucky | 6 | 17 | 18 | 94.4 |
| 2013 | Adreian Payne, Michigan St. | 3 | 10 | 10 | 1.000 |
| 2014 | Brady Heslip, Baylor | 3 | 10 | 10 | 1.000 |
| 2015 | T.J. McConnell, Arizona | 4 | 14 | 14 | 1.000 |
| 2016 | Malcolm Brogdon, Virginia | 4 | 18 | 18 | 1.000 |
| | Jake Layman, Maryland | 3 | 12 | 12 | 1.000 |
| 2017 | Dillon Brooks, Oregon | 5 | 13 | 13 | 1.000 |
| | D.J. Wilson, Michigan | 3 | 10 | 10 | 1.000 |
| 2018 | Carsen Edwards, Purdue | 3 | 12 | 12 | 1.000 |
| 2019 | Tremont Waters, LSU | 3 | 11 | 11 | 1.000 |
| | Jordan Poole, Michigan | 3 | 10 | 10 | 1.000 |
| ^2020 | | | | | |
| 2021 | Adam Flagler, Baylor | 6 | 18 | 19 | 94.7 |
| 2022 | Chris Lykes, Arkansas | 4 | 13 | 13 | 1.000 |
| 2023 | Jarace Walker, Houston | 3 | 10 | 10 | 1.000 |

Note: In 2011, J'Covan Brown of Texas was 25-of-25 but played in only two games. In 2013, Doug McDermott of Creighton was 23-of-23 but played in only two games. In 2016, Makai Mason of Yale was 15-15 but played on only two games.

MOST REBOUNDS

| Year | Player, Team | G | Reb. | Avg. |
|------|------------------------------|---|------|------|
| 1951 | Bill Spivey, Kentucky | 4 | 65 | 16.3 |
| 1957 | John Green, Michigan St. | 4 | 77 | 19.3 |
| 1958 | Elgin Baylor, Seattle U. | 5 | 91 | 18.2 |
| 1959 | Jerry West, West Virginia | 5 | 73 | 14.6 |
| 1960 | Tom Sanders, NYU | 5 | 83 | 16.6 |
| 1961 | Jerry Lucas, Ohio St. | 4 | 73 | 18.3 |
| 1962 | Len Chappell, Wake Forest | 5 | 86 | 17.2 |
| 1963 | Nate Thurmond, Bowling Green | 3 | 70 | 23.3 |
| | Vic Rouse, Loyola Chicago | 5 | 70 | 14.0 |
| 1964 | Paul Silas, Creighton | 3 | 57 | 19.0 |
| 1965 | Bill Bradley, Princeton | 5 | 57 | 11.4 |
| 1966 | Jerry Chambers, Utah | 4 | 56 | 14.0 |
| 1967 | Don May, Dayton | 5 | 82 | 16.4 |
| 1968 | Elvin Hayes, Houston | 5 | 97 | 19.4 |

| Year | Player, Team | G | Reb. | Avg. | Year | Player, Team | G | Reb. | Avg. |
|-------|----------------------------------|---|------|------|-------|---------------------------------|---|------|------|
| 1969 | Lew Alcindor, UCLA | 4 | 64 | 16.0 | 1960 | Howard Jolliff, Ohio | 3 | 65 | 21.7 |
| 1970 | Artis Gilmore, Jacksonville | 5 | 93 | 18.6 | 1961 | Jerry Lucas, Ohio St. | 4 | 73 | 18.3 |
| 1971 | Clarence Glover, *Western Ky. | 5 | 89 | 17.8 | 1962 | Mel Counts, Oregon St. | 3 | 53 | 17.7 |
| | Sidney Wicks, UCLA | 4 | 52 | 13.0 | 1963 | Nate Thurmond, Bowling Green | 3 | 70 | 23.3 |
| 1972 | Bill Walton, UCLA | 4 | 64 | 16.0 | 1964 | Paul Silas, Creighton | 3 | 57 | 19.0 |
| 1973 | Bill Walton, UCLA | 4 | 58 | 14.5 | 1965 | James Ware, Oklahoma City | 3 | 55 | 18.3 |
| 1974 | Tom Burleson, North Carolina St. | 4 | 61 | 15.3 | 1966 | Elvin Hayes, Houston | 3 | 50 | 16.7 |
| 1975 | Richard Washington, UCLA | 5 | 60 | 12.0 | 1967 | Don May, Dayton | 5 | 82 | 16.4 |
| 1976 | Phil Hubbard, Michigan | 5 | 61 | 10.2 | 1968 | Elvin Hayes, Houston | 5 | 97 | 19.4 |
| 1977 | Cedric Maxwell, Charlotte | 5 | 64 | 12.8 | 1969 | Lew Alcindor, UCLA | 4 | 64 | 16.0 |
| 1978 | Eugene Banks, Duke | 5 | 50 | 10.0 | 1970 | Artis Gilmore, Jacksonville | 5 | 93 | 18.6 |
| 1979 | Larry Bird, Indiana St. | 5 | 67 | 13.4 | 1971 | Clarence Glover, *Western Ky. | 5 | 89 | 17.8 |
| 1980 | Mike Sanders, *UCLA | 6 | 60 | 10.0 | | Collis Jones, Notre Dame | 3 | 49 | 16.3 |
| 1981 | Cliff Levingston, Wichita St. | 4 | 53 | 13.3 | 1972 | Bill Walton, UCLA | 4 | 64 | 16.0 |
| 1982 | Clyde Drexler, Houston | 5 | 41 | 8.2 | 1973 | Bill Walton, UCLA | 4 | 58 | 14.5 |
| 1983 | Akeem Olajuwon, Houston | 5 | 65 | 13.0 | 1974 | Marvin Barnes, Providence | 3 | 51 | 17.0 |
| 1984 | Akeem Olajuwon, Houston | 5 | 57 | 11.4 | 1975 | Mike Franklin, Cincinnati | 3 | 49 | 16.3 |
| 1985 | Ed Pinckney, Villanova | 6 | 48 | 8.0 | 1976 | Al Fleming, Arizona | 3 | 39 | 13.0 |
| 1986 | Pervis Ellison, Louisville | 6 | 57 | 9.5 | 1977 | Phil Hubbard, Michigan | 3 | 45 | 15.0 |
| 1987 | Derrick Coleman, Syracuse | 6 | 73 | 12.2 | 1978 | Greg Kelsner, Michigan St. | 3 | 37 | 12.3 |
| 1988 | Danny Manning, Kansas | 6 | 56 | 9.3 | 1979 | Larry Bird, Indiana St. | 5 | 67 | 13.4 |
| 1989 | Daryll Walker, Seton Hall | 6 | 58 | 9.7 | 1980 | Durand Macklin, LSU | 3 | 31 | 10.3 |
| 1990 | Larry Johnson, UNLV | 6 | 75 | 12.5 | 1981 | Cliff Levingston, Wichita St. | 4 | 53 | 13.3 |
| 1991 | Larry Johnson, UNLV | 5 | 51 | 10.2 | 1982 | Ed Pinckney, Villanova | 3 | 30 | 10.0 |
| 1992 | Chris Webber, *Michigan | 6 | 58 | 9.7 | 1983 | Akeem Olajuwon, Houston | 5 | 65 | 13.0 |
| 1993 | Chris Webber, *Michigan | 6 | 68 | 11.3 | 1984 | Keith Lee, *Memphis | 3 | 37 | 12.3 |
| 1994 | Cherokee Parks, Duke | 6 | 55 | 9.2 | | Akeem Olajuwon, Houston | 5 | 57 | 11.4 |
| 1995 | Ed O'Bannon, UCLA | 6 | 54 | 9.0 | 1985 | Karl Malone, Louisiana Tech | 3 | 40 | 13.3 |
| 1996 | Tim Duncan, Wake Forest | 4 | 52 | 13.0 | 1986 | David Robinson, Navy | 4 | 47 | 11.8 |
| 1997 | A.J. Bramlett, Arizona | 6 | 62 | 10.3 | 1987 | Derrick Coleman, Syracuse | 6 | 73 | 12.2 |
| 1998 | Antawn Jamison, North Carolina | 5 | 63 | 12.6 | 1988 | Pervis Ellison, Louisville | 3 | 33 | 11.0 |
| 1999 | Elton Brand, Duke | 6 | 55 | 9.2 | 1989 | Pervis Ellison, Louisville | 3 | 31 | 10.3 |
| 2000 | Brendan Haywood, North Carolina | 5 | 48 | 9.6 | | Stacey King, Oklahoma | 3 | 31 | 10.3 |
| 2001 | Shane Battier, Duke | 6 | 61 | 10.2 | 1990 | Dale Davis, *Clemson | 3 | 44 | 14.7 |
| 2002 | Drew Gooden, Kansas | 5 | 61 | 12.2 | 1991 | Byron Houston, Oklahoma St. | 3 | 36 | 12.0 |
| 2003 | Nick Collison, Kansas | 6 | 81 | 13.5 | | Perry Carter, Ohio St. | 3 | 36 | 12.0 |
| 2004 | Emeka Okafor, UConn | 6 | 68 | 11.3 | 1992 | Doug Edwards, Florida St. | 3 | 32 | 10.7 |
| 2005 | Sean May, North Carolina | 6 | 64 | 10.7 | 1993 | Chris Webber, *Michigan | 6 | 68 | 11.3 |
| 2006 | Al Horford, Florida | 6 | 60 | 10.0 | 1994 | Juwan Howard, *Michigan | 4 | 51 | 12.8 |
| 2007 | Al Horford, Florida | 6 | 68 | 11.3 | 1995 | Tim Duncan, Wake Forest | 3 | 43 | 14.3 |
| 2008 | Joey Dorsey, *Memphis | 6 | 54 | 9.0 | 1996 | Tim Duncan, Wake Forest | 4 | 52 | 13.0 |
| 2009 | Goran Suton, Michigan St. | 6 | 64 | 10.7 | 1997 | Paul Pierce, Kansas | 3 | 36 | 12.0 |
| 2010 | Brian Zoubek, Duke | 6 | 60 | 10.0 | 1998 | Antawn Jamison, North Carolina | 5 | 63 | 12.6 |
| 2011 | Alex Oriakhi, UConn | 6 | 59 | 9.8 | 1999 | Eduardo Najera, Oklahoma | 3 | 35 | 11.7 |
| 2012 | Thomas Robinson, Kansas | 6 | 75 | 12.5 | 2000 | Eric Coley, Tulsa | 4 | 43 | 10.8 |
| 2013 | Mitch McGary, Michigan | 6 | 64 | 10.7 | 2001 | Dan Gadzuric, UCLA | 3 | 36 | 12.0 |
| 2014 | Julius Randle, Kentucky | 6 | 59 | 9.8 | 2002 | Drew Gooden, Kansas | 5 | 61 | 12.2 |
| 2015 | Frank Kaminsky, Wisconsin | 6 | 56 | 9.3 | 2003 | Nick Collison, Kansas | 6 | 81 | 13.5 |
| | Justise Winslow, Duke | 6 | 56 | 9.3 | 2004 | Emeka Okafor, UConn | 6 | 68 | 11.3 |
| 2016 | Brice Johnson, North Carolina | 6 | 56 | 9.3 | 2005 | Paul Davis, Michigan St. | 5 | 58 | 11.6 |
| | Tyler Roberson, Syracuse | 5 | 56 | 11.2 | 2006 | P.J. Tucker, Texas | 4 | 50 | 12.5 |
| 2017 | Kennedy Meeks, North Carolina | 6 | 69 | 11.5 | 2007 | Al Horford, Florida | 6 | 68 | 11.3 |
| 2018 | Omari Spellman, Villanova | 6 | 53 | 8.8 | | Taj Gibson, Southern California | 3 | 34 | 11.3 |
| 2019 | Mamadi Diakite, Virginia | 6 | 49 | 8.2 | 2008 | Kevin Love, UCLA | 5 | 53 | 10.6 |
| ^2020 | | | | | 2009 | Cole Aldrich, Kansas | 3 | 47 | 15.7 |
| 2021 | Joel Ayayi, Gonzaga | 6 | 39 | 6.5 | 2010 | Jason Love, Xavier | 3 | 31 | 10.3 |
| | Jules Bernard, UCLA | 6 | 39 | 6.5 | 2011 | Alex Tyus, Florida | 4 | 46 | 11.5 |
| | Drew Timme, Gonzaga | 6 | 39 | 6.5 | 2012 | Draymond Green, Michigan St. | 3 | 41 | 13.7 |
| 2022 | Armando Bacot, North Carolina | 6 | 99 | 16.5 | 2013 | Arsalan Kazemi, Oregon | 3 | 45 | 15.0 |
| 2023 | Norchad Omier, Miami (FL) | 5 | 60 | 12.0 | 2014 | Josh Davis, San Diego St. | 3 | 41 | 13.7 |
| | | | | | 2015 | Ryan Spangler, Oklahoma | 3 | 32 | 10.7 |
| | | | | | 2016 | Domantas Sabonis, Gonzaga | 3 | 43 | 14.3 |
| | | | | | 2017 | Jordan Bell, Oregon | 5 | 66 | 13.2 |
| | | | | | 2018 | Robert Williams, Texas A&M | 3 | 33 | 11.0 |
| | | | | | 2019 | Luke Maye, North Carolina | 3 | 30 | 10.0 |
| | | | | | | Brandon Clarke, Gonzaga | 4 | 40 | 10.0 |
| | | | | | ^2020 | | | | |

HIGHEST REBOUNTING AVERAGE

| Year | Player, Team | G | Reb. | Avg. |
|------|-----------------------------|---|------|------|
| 1951 | Bill Spivey, Kentucky | 4 | 65 | 16.3 |
| 1957 | John Green, Michigan St. | 4 | 77 | 19.3 |
| 1958 | Elgin Baylor, Seattle U. | 5 | 91 | 18.2 |
| 1959 | Oscar Robertson, Cincinnati | 4 | 63 | 15.8 |

| Year | Player, Team | G | Reb. | Avg. |
|------|-------------------------------|---|------|------|
| 2021 | Kevin Obanor, Oral Roberts | 3 | 33 | 11.0 |
| 2022 | Armando Bacot, North Carolina | 6 | 99 | 16.5 |
| 2023 | Norchad Omier, Miami (FL) | 5 | 60 | 12.0 |

MOST ASSISTS

| Year | Player, Team | G | Ast. |
|-------|-------------------------------|---|------|
| 1984 | Reid Gettys, Houston | 5 | 36 |
| 1985 | Michael Jackson, Georgetown | 6 | 45 |
| 1986 | Cedric Hunter, Kansas | 5 | 42 |
| 1987 | Mark Wade, UNLV | 5 | 61 |
| 1988 | Ricky Grace, Oklahoma | 6 | 41 |
| 1989 | Rumeal Robinson, Michigan | 6 | 56 |
| 1990 | Bobby Hurley, Duke | 6 | 39 |
| 1991 | Bobby Hurley, Duke | 6 | 43 |
| 1992 | Bobby Hurley, Duke | 6 | 47 |
| 1993 | Jason Kidd, California | 3 | 31 |
| 1994 | Grant Hill, Duke | 6 | 34 |
| 1995 | Tyus Edney, UCLA | 6 | 38 |
| 1996 | Lazarus Sims, Syracuse | 6 | 46 |
| 1997 | Ed Cota, North Carolina | 5 | 36 |
| 1998 | Andre Miller, Utah | 6 | 41 |
| 1999 | Mateen Cleaves, Michigan St. | 5 | 38 |
| 2000 | Ed Cota, North Carolina | 5 | 37 |
| 2001 | Jason Williams, Duke | 6 | 31 |
| 2002 | Steve Blake, Maryland | 6 | 40 |
| 2003 | T.J. Ford, Texas | 5 | 51 |
| 2004 | Aaron Miles, Kansas | 4 | 34 |
| 2005 | Deron Williams, Illinois | 6 | 50 |
| 2006 | Marcus Williams, UConn | 4 | 35 |
| 2007 | Mike Conley Jr., Ohio St. | 6 | 29 |
| 2008 | Jason Richards, Davidson | 4 | 36 |
| | Derrick Rose, *Memphis | 6 | 36 |
| 2009 | Ty Lawson, North Carolina | 5 | 34 |
| | Kalin Lucas, Michigan St. | 6 | 34 |
| 2010 | John Wall, Kentucky | 4 | 31 |
| 2011 | Joey Rodriguez, VCU | 6 | 46 |
| 2012 | Peyton Siva, *Louisville | 5 | 31 |
| 2013 | Brett Comer, FGCU | 3 | 31 |
| 2014 | Andrew Harrison, Kentucky | 6 | 30 |
| 2015 | Jerian Grant, Notre Dame | 4 | 27 |
| | Tyus Jones, Duke | 6 | 27 |
| 2016 | Joel Berry II, North Carolina | 6 | 30 |
| 2017 | Nigel Williams-Goss, Gonzaga | 6 | 26 |
| 2018 | Devonte' Graham, *Kansas | 5 | 28 |
| 2019 | Ty Jerome, Virginia | 6 | 36 |
| ^2020 | | | |
| 2021 | Davion Mitchell, Baylor | 6 | 35 |
| 2022 | RJ Davis, North Carolina | 6 | 30 |
| 2023 | Markquis Nowell, Kansas St. | 4 | 54 |

ASSISTS AVERAGE

| Year | Player, Team | G | Ast. | Avg. |
|------|---------------------------------|---|------|-------|
| 1984 | Bruce Douglas, Illinois | 3 | 27 | 9.00 |
| 1985 | Wayne Smith, Louisiana Tech | 3 | 26 | 8.67 |
| 1986 | Mark Wade, UNLV | 3 | 32 | 10.67 |
| 1987 | Mark Wade, UNLV | 5 | 61 | 12.20 |
| 1988 | Rumeal Robinson, Michigan | 3 | 21 | 7.00 |
| 1989 | John Crotty, Virginia | 4 | 39 | 9.75 |
| 1990 | James Sanders, Alabama | 3 | 27 | 9.00 |
| 1991 | Greg Anthony, UNLV | 5 | 40 | 8.00 |
| | Jason Buchanan, St. John's (NY) | 4 | 32 | 8.00 |
| 1992 | Sam Crawford, New Mexico St. | 3 | 28 | 9.33 |
| 1993 | Jason Kidd, California | 3 | 31 | 10.33 |
| 1994 | Duane Simpkins, Maryland | 3 | 22 | 7.33 |
| 1995 | Kevin Ollie, UConn | 4 | 32 | 8.00 |
| 1996 | Drew Barry, Georgia Tech | 3 | 29 | 9.67 |

| Year | Player, Team | G | Ast. | Avg. |
|-------|--|---|------|-------|
| | Reggie Geary, Arizona | 3 | 29 | 9.67 |
| 1997 | Brevin Knight, Stanford | 3 | 24 | 8.00 |
| 1998 | Ed Cota, North Carolina | 5 | 35 | 7.00 |
| 1999 | Mateen Cleaves, Michigan St. | 5 | 38 | 7.60 |
| 2000 | Earl Watson, UCLA | 3 | 33 | 11.00 |
| 2001 | Brandon Granville, Southern California | 4 | 26 | 6.50 |
| 2002 | Brandin Knight, Pittsburgh | 3 | 22 | 7.33 |
| 2003 | T.J. Ford, Texas | 5 | 51 | 10.20 |
| 2004 | Aaron Miles, Kansas | 4 | 34 | 8.50 |
| 2005 | Deron Williams, Illinois | 6 | 50 | 8.33 |
| 2006 | Marcus Williams, UConn | 4 | 35 | 8.75 |
| 2007 | Dane Bradshaw, Tennessee | 3 | 20 | 6.67 |
| 2008 | Mitch Johnson, Stanford | 3 | 29 | 9.67 |
| 2009 | Antonio Anderson, Memphis | 3 | 25 | 8.33 |
| 2010 | John Wall, Kentucky | 4 | 31 | 7.75 |
| 2011 | Kendall Marshall, North Carolina | 4 | 39 | 9.75 |
| 2012 | Pierre Jackson, Baylor | 4 | 27 | 6.75 |
| 2013 | Brett Comer, FGCU | 3 | 31 | 10.33 |
| 2014 | DeAndre Kane, Iowa St. | 3 | 21 | 7.00 |
| 2015 | Jerian Grant, Notre Dame | 4 | 27 | 6.75 |
| 2016 | Monté Morris, Iowa St. | 3 | 20 | 6.67 |
| 2017 | Derrick Walton Jr., Michigan | 3 | 25 | 8.33 |
| 2018 | Jevon Carter, West Virginia | 3 | 21 | 7.00 |
| 2019 | Zavier Simpson, Michigan | 3 | 20 | 6.67 |
| ^2020 | | | | |
| 2021 | Braden Norris, Loyola Chicago | 3 | 18 | 6.00 |
| 2022 | Andrew Nembhard, Gonzaga | 3 | 19 | 6.33 |
| 2023 | Markquis Nowell, Kansas St. | 4 | 54 | 13.50 |

ASSIST-TO-TURNOVER RATIO

(Minimum: 3.0 Assists Per Game)

| Year | Player, Team | G | Ast. | TO | Ratio |
|-------|--------------------------------|---|------|----|-------|
| 2008 | Quentin Thomas, North Carolina | 5 | 18 | 2 | 9.00 |
| 2009 | DeMarre Carroll, Missouri | 4 | 14 | 2 | 7.00 |
| 2010 | Lewis Jackson, Purdue | 3 | 17 | 4 | 4.25 |
| 2011 | Kevin Anderson, Richmond | 3 | 11 | 2 | 5.50 |
| 2012 | Stilman White, North Carolina | 4 | 14 | 1 | 14.00 |
| 2013 | Shannon Scott, Ohio St. | 4 | 15 | 3 | 5.00 |
| 2014 | London Perrantes, Virginia | 3 | 12 | 2 | 6.00 |
| 2015 | Buddy Hield, Oklahoma | 3 | 9 | 1 | 9.00 |
| 2016 | Casey Benson, Oregon | 4 | 14 | 1 | 14.00 |
| 2017 | Tyler Lewis, Butler | 3 | 16 | 1 | 16.00 |
| 2018 | Grayson Allen, Duke | 4 | 24 | 4 | 6.00 |
| 2019 | Ryan Cline, Purdue | 4 | 13 | 1 | 13.00 |
| ^2020 | | | | | |
| 2021 | Mitch Ballock, Creighton | 3 | 12 | 2 | 6.00 |
| 2022 | Justin Minaya, Providence | 3 | 9 | 1 | 9.00 |
| 2023 | Tyger Campbell, UCLA | 3 | 26 | 3 | 8.67 |

MOST BLOCKED SHOTS

| Year | Player, Team | G | Blk. |
|------|------------------------------|---|------|
| 1986 | David Robinson, Navy | 4 | 23 |
| 1987 | Derrick Coleman, Syracuse | 6 | 16 |
| 1988 | Tim Perry, Temple | 4 | 20 |
| 1989 | Alonzo Mourning, Georgetown | 4 | 19 |
| 1990 | Larry Johnson, UNLV | 6 | 11 |
| 1991 | Mark Strickland, Temple | 4 | 15 |
| | Elmore Spencer, UNLV | 5 | 15 |
| 1992 | Chris Webber, *Michigan | 6 | 17 |
| 1993 | Rodney Dobard, Florida St. | 4 | 15 |
| | Chris Webber, *Michigan | 6 | 15 |
| 1994 | Cherokee Parks, Duke | 6 | 18 |
| 1995 | Marcus Camby, Massachusetts | 4 | 18 |
| 1996 | Marcus Camby, *Massachusetts | 5 | 21 |
| 1997 | Kelvin Cato, Iowa St. | 3 | 14 |

| Year | Player, Team | G | Blk. | Year | Player, Team | G | Blk. | Avg. |
|-------|----------------------------------|---|------|-------|----------------------------------|---|------|------|
| 1998 | Jamaal Magloire, Kentucky | 6 | 18 | 2015 | Jakob Poeltl, Utah | 3 | 9 | 3.00 |
| 1999 | Ken Johnson, Ohio St. | 5 | 21 | 2016 | Tyler Lydon, Syracuse | 5 | 20 | 4.00 |
| 2000 | Brendan Haywood, North Carolina | 5 | 15 | 2017 | Jordan Bell, Oregon | 5 | 16 | 3.20 |
| 2001 | Loren Woods, Arizona | 6 | 24 | 2018 | Elijah Thomas, Clemson | 3 | 8 | 2.67 |
| 2002 | Lonny Baxter, Maryland | 6 | 13 | 2019 | Kenny Wooten, Oregon | 3 | 12 | 4.00 |
| 2003 | Nick Collison, Kansas | 6 | 15 | ^2020 | | | | |
| 2004 | Emeka Okafor, UConn | 6 | 13 | 2021 | Evan Mobley, Southern California | 4 | 8 | 2.00 |
| 2005 | Channing Frye, Arizona | 4 | 17 | | Quincy Guerrier, Syracuse | 3 | 6 | 2.00 |
| 2006 | Joakim Noah, Florida | 6 | 29 | 2022 | Chet Holmgren, Gonzaga | 3 | 13 | 4.33 |
| 2007 | Greg Oden, Ohio St. | 6 | 13 | 2023 | Jarace Walker, Houston | 3 | 12 | 4.00 |
| 2008 | Kevin Love, UCLA | 5 | 21 | | | | | |
| 2009 | Cole Aldrich, Kansas | 3 | 16 | | | | | |
| 2010 | Curtis Kelly, Kansas St. | 4 | 13 | | | | | |
| 2011 | John Henson, North Carolina | 4 | 15 | | | | | |
| 2012 | Jeff Withey, Kansas | 6 | 31 | | | | | |
| 2013 | Jeff Withey, Kansas | 3 | 17 | | | | | |
| 2014 | Aaron Gordon, Arizona | 4 | 9 | | | | | |
| | Josh Huestis, Stanford | 3 | 9 | | | | | |
| | Frank Kaminsky, Wisconsin | 5 | 9 | | | | | |
| | Jarnell Stokes, Tennessee | 4 | 9 | | | | | |
| | Patric Young, Florida | 5 | 9 | | | | | |
| 2015 | Branden Dawson, Michigan St. | 5 | 13 | | | | | |
| 2016 | Tyler Lydon, Syracuse | 5 | 20 | | | | | |
| 2017 | Zach Collins, Gonzaga | 6 | 18 | | | | | |
| 2018 | Trayvon Reed, Texas Southern | 2 | 9 | | | | | |
| | Omar Spellman, Villanova | 6 | 9 | | | | | |
| 2019 | Mamadi Diakite, Virginia | 6 | 16 | | | | | |
| ^2020 | | | | | | | | |
| 2021 | Evan Mobley, Southern California | 4 | 8 | | | | | |
| | Cody Riley, UCLA | 6 | 8 | | | | | |
| 2022 | Mark Williams, Duke | 5 | 16 | | | | | |
| 2023 | Nathan Mensah, San Diego St. | 6 | 14 | | | | | |

BLOCKED SHOTS AVERAGE

| Year | Player, Team | G | Blk. | Avg. | Year | Player, Team | G | Stl. |
|------|---------------------------------|---|------|------|-------|-------------------------------------|---|------|
| 1986 | David Robinson, Navy | 4 | 23 | 5.75 | 1986 | Tommy Amaker, Duke | 6 | 18 |
| 1987 | Steve Wright, Providence | 4 | 12 | 3.00 | 1987 | Mark Wade, UNLV | 5 | 18 |
| 1988 | Tim Perry, Temple | 4 | 20 | 5.00 | 1988 | Mookie Blaylock, Oklahoma | 6 | 23 |
| 1989 | Alonzo Mourning, Georgetown | 4 | 19 | 4.75 | 1989 | Kendall Gill, Illinois | 5 | 17 |
| 1990 | Guillermo Myers, Texas | 4 | 10 | 2.50 | 1990 | Lee Mayberry, Arkansas | 5 | 18 |
| 1991 | Mark Strickland, Temple | 4 | 15 | 3.75 | 1991 | Grant Hill, Duke | 6 | 15 |
| 1992 | David Van Dyke, UTEP | 3 | 12 | 4.00 | 1992 | John Pelphrey, Kentucky | 4 | 13 |
| 1993 | Rodney Dobard, Florida St. | 4 | 15 | 3.75 | | Christian Laettner, Duke | 6 | 13 |
| 1994 | Cherokee Parks, Duke | 6 | 18 | 3.00 | 1993 | Rick Brunson, Temple | 4 | 14 |
| | Greg Ostertag, Kansas | 3 | 9 | 3.00 | 1994 | Dan Cross, Florida | 5 | 12 |
| 1995 | Tim Duncan, Wake Forest | 3 | 16 | 5.33 | 1995 | Cameron Dollar, UCLA | 6 | 15 |
| | Erick Dampier, Mississippi St. | 3 | 16 | 5.33 | 1996 | Edgar Padilla, *Massachusetts | 5 | 19 |
| 1996 | Marcus Camby, *Massachusetts | 5 | 21 | 4.20 | 1997 | Jason Terry, Arizona | 6 | 17 |
| 1997 | Kelvin Cato, Iowa St. | 3 | 14 | 4.67 | | Wayne Turner, Kentucky | 6 | 17 |
| 1998 | Etan Thomas, Syracuse | 3 | 13 | 4.33 | 1998 | Wayne Turner, Kentucky | 6 | 13 |
| 1999 | Ken Johnson, Ohio St. | 5 | 21 | 4.20 | 1999 | Pepe Sanchez, Temple | 4 | 14 |
| 2000 | Shane Battier, Duke | 3 | 13 | 4.33 | 2000 | Mike Kelley, Wisconsin | 5 | 19 |
| 2001 | Loren Woods, Arizona | 6 | 24 | 4.00 | 2001 | Gilbert Arenas, Arizona | 6 | 17 |
| | Sam Clancy, Southern California | 4 | 16 | 4.00 | 2002 | Andrew Mitchell, Kent St. | 4 | 15 |
| 2002 | Channing Frye, Arizona | 3 | 9 | 3.00 | 2003 | Gerry McNamara, Syracuse | 6 | 15 |
| 2003 | Emeka Okafor, UConn | 3 | 14 | 4.67 | 2004 | Jarrett Jack, Georgia Tech | 6 | 13 |
| 2004 | Jermareo Davidson, Alabama | 4 | 9 | 2.25 | 2005 | Rajon Rondo, Kentucky | 4 | 12 |
| 2005 | Channing Frye, Arizona | 4 | 17 | 4.25 | 2006 | Jamaal Williams, Washington | 3 | 11 |
| 2006 | Shelden Williams, Duke | 3 | 15 | 5.00 | | Randy Foye, Villanova | 4 | 11 |
| 2007 | Taj Gibson, Southern California | 3 | 8 | 2.67 | 2007 | Mario Chalmers, Kansas | 4 | 14 |
| 2008 | Kevin Love, UCLA | 5 | 21 | 4.20 | 2008 | Mario Chalmers, Kansas | 6 | 17 |
| 2009 | Cole Aldrich, Kansas | 3 | 16 | 5.33 | 2009 | Ty Lawson, North Carolina | 5 | 16 |
| 2010 | Dallas Lauderdale, Ohio St. | 3 | 11 | 3.67 | 2010 | Ronald Nored, Butler | 6 | 16 |
| 2011 | John Henson, North Carolina | 4 | 15 | 3.75 | 2011 | Joey Rodriguez, VCU | 6 | 10 |
| 2012 | Jeff Withey, Kansas | 6 | 31 | 5.17 | 2012 | Aaron Craft, Ohio St. | 5 | 16 |
| 2013 | Jeff Withey, Kansas | 3 | 17 | 5.67 | 2013 | Michael Carter-Williams, Syracuse | 5 | 15 |
| 2014 | Josh Huestis, Stanford | 3 | 9 | 3.00 | | Russ Smith, *Louisville | 6 | 15 |
| | | | | | 2014 | Shabazz Napier, UConn | 6 | 15 |
| | | | | | 2015 | T.J. McConnell, Arizona | 4 | 12 |
| | | | | | 2016 | Fred VanVleet, Wichita St. | 3 | 11 |
| | | | | | 2017 | Justin Jackson, North Carolina | 6 | 9 |
| | | | | | | Kennedy Meeks, North Carolina | 6 | 9 |
| | | | | | | Sindarius Thornwell, South Carolina | 6 | 9 |
| | | | | | 2018 | Jevon Carter, West Virginia | 3 | 15 |
| | | | | | 2019 | Matt Mooney, Texas Tech | 6 | 15 |
| | | | | | ^2020 | | | |
| | | | | | 2021 | Jared Butler, Baylor | 6 | 10 |
| | | | | | | Davion Mitchell, Baylor | 6 | 10 |
| | | | | | | Jalen Suggs, Gonzaga | 6 | 10 |
| | | | | | | Anton Watson, Gonzaga | 6 | 10 |
| | | | | | 2022 | JD Notae, Arkansas | 4 | 12 |
| | | | | | 2023 | Markquis Nowell, Kansas St. | 4 | 16 |

MOST STEALS AVERAGE

| Year | Player, Team | G | Stl. | Avg. |
|-------|-----------------------------------|---|------|------|
| 1986 | Derrick Taylor, LSU | 5 | 16 | 3.20 |
| 1987 | Ricky Grace, Oklahoma | 3 | 14 | 4.67 |
| 1988 | Mookie Blaylock, Oklahoma | 6 | 23 | 3.83 |
| 1989 | Kendall Gill, Illinois | 5 | 17 | 3.40 |
| 1990 | Lee Mayberry, Arkansas | 5 | 18 | 3.60 |
| 1991 | Scott Burrell, UConn | 3 | 11 | 3.67 |
| 1992 | John Pelphrey, Kentucky | 4 | 13 | 3.25 |
| 1993 | Jason Kidd, California | 3 | 13 | 4.33 |
| 1994 | Pooh Williamson, Tulsa | 3 | 8 | 2.67 |
| | Doron Sheffer, UConn | 3 | 8 | 2.67 |
| | Tony Miller, Marquette | 3 | 8 | 2.67 |
| 1995 | Chris Garner, Memphis | 3 | 10 | 3.33 |
| 1996 | Edgar Padilla, *Massachusetts | 5 | 19 | 3.80 |
| 1997 | Rashid Bey, Saint Joseph's | 3 | 10 | 3.33 |
| 1998 | Damian Owens, West Virginia | 3 | 11 | 3.67 |
| | Jason Hart, Syracuse | 3 | 11 | 3.67 |
| 1999 | Pepe Sanchez, Temple | 4 | 14 | 3.50 |
| 2000 | Mike Kelley, Wisconsin | 5 | 19 | 3.80 |
| 2001 | Titus Ivory, Penn St. | 3 | 9 | 3.00 |
| 2002 | Andrew Mitchell, Kent St. | 4 | 14 | 3.50 |
| 2003 | Chris Duhon, Duke | 3 | 10 | 3.33 |
| | Devin Harris, Wisconsin | 3 | 10 | 3.33 |
| 2004 | Jameer Nelson, Saint Joseph's | 4 | 11 | 2.75 |
| 2005 | Daniel Ewing, Duke | 3 | 10 | 3.33 |
| | Ronald Ross, Texas Tech | 3 | 10 | 3.33 |
| | Ilian Evtimov, North Carolina St. | 3 | 10 | 3.33 |
| 2006 | Jamaal Williams, Washington | 3 | 11 | 3.67 |
| 2007 | Mario Chalmers, Kansas | 4 | 14 | 3.50 |
| 2008 | Stephen Curry, Davidson | 4 | 13 | 3.25 |
| 2009 | Ty Lawson, North Carolina | 5 | 16 | 3.20 |
| 2010 | Jacob Pullen, Kansas St. | 4 | 14 | 3.50 |
| 2011 | Kyle Collinsworth, BYU | 3 | 8 | 2.67 |
| 2012 | Jae Crowder, Marquette | 3 | 10 | 3.33 |
| 2013 | Michael Carter-Williams, Syracuse | 5 | 15 | 3.00 |
| 2014 | Luke Hancock, *Louisville | 3 | 8 | 2.70 |
| | Chasson Randle, Stanford | 3 | 8 | 2.70 |
| 2015 | Kyle Davis, Dayton | 3 | 9 | 3.00 |
| | T.J. McConnell, Arizona | 4 | 12 | 3.00 |
| 2016 | Fred VanVleet, Wichita St. | 3 | 11 | 3.67 |
| 2017 | Daxter Miles Jr., West Virginia | 3 | 8 | 2.67 |
| 2018 | Jevon Carter, West Virginia | 3 | 15 | 5.00 |
| 2019 | RaiQuan Gray, Florida St. | 3 | 9 | 3.00 |
| ^2020 | | | | |
| 2021 | Anthony Polite, Florida St. | 3 | 8 | 2.67 |
| 2022 | Tyrese Hunter, Iowa St. | 3 | 11 | 3.67 |
| 2023 | Markquis Nowell, Kansas St. | 4 | 16 | 4.00 |

SEEDS HISTORY

FURTHEST SEEDS HAVE ADVANCED IN THE TOURNAMENT

(Since 1979)

Seed # Furthest Finish

- #1 CH - Arkansas 1994; Duke 1992, 2001, 2010 & 2015; Florida 2007; Georgetown 1984; Indiana 1987; Kansas 2008; Kentucky 1996 & 2012; *Louisville 2013; Maryland 2002; Michigan St. 2000; UConn 1999; UNLV 1990; North Carolina 1982, 1993, 2005, 2009 & 2017; UCLA 1995; Villanova 2018; Virginia 2019; Baylor 2021; Kansas 2022
- #2 CH - UConn 2004; Duke 1991; Kentucky 1998; Louisville 1980 & 1986; Michigan St. 1979; Villanova 2016
- #3 CH - UConn 2011; Florida 2006; Indiana 1981; Michigan 1989; Syracuse 2003
- #4 CH - Arizona 1997; UConn 2023
- #5 2d - Butler 2010; Florida 2000; Indiana 2002; San Diego St. 2023
- #6 CH - Kansas 1988; North Carolina St. 1983
- #7 CH - UConn 2014
- #8 CH - Villanova 1985
- #9 T3d - Fla. Atlantic 2023; Wichita St. 2013
- #10 T3d - Syracuse 2016
- #11 T3d - George Mason 2006; LSU 1986; VCU 2011; Loyola Chicago 2018; UCLA 2021
- #12 RR - Missouri 2002; Oregon St. 2021
- #13 RSF - Bradley 2006; La Salle 2013; Ohio 2012; Oklahoma 1999; Richmond 1988; Valparaiso 1998
- #14 RSF - Chattanooga 1997; Cleveland St. 1986
- #15 RR - Saint Peter's 2022
- #16 2d R - FDU 2023; UMBC 2018

#15 with a win over #2: Coppin St. 1997, FGCU 2013, Hampton 2001, Lehigh 2012, Middle Tenn. 2016, Norfolk St. 2012, Oral Roberts 2021, Princeton 2023, Richmond 1991, Saint Peter's 2022, Santa Clara 1993.

*Appearance later vacated by Committee on Infractions.



Photo by Tyler Schank

Grant Singleton (4) celebrates after FDU became the second 16-seed to get a first round win over a one-seed by beating Purdue.

WON-LOST RECORDS OF TOURNAMENT SEEDS

| Year | #1 | #2 | #3 | #4 | #5 | #6 | #7 | #8 | #9 | #10 | #11 | #12 | #13 | #14 | #15 | #16 |
|-------|------|------|------|------|------|------|------|------|-----|------|-----|-----|---------------|-----|-----|-----|
| 1979 | 8-4 | 11-3 | 3-4 | 2-4 | 2-4 | 1-4 | 2-4 | 2-4 | 5-5 | 4-4 | | | | | | |
| 1980 | 4-4 | 7-3 | 2-4 | 3-4 | 7-5 | 11-4 | 3-4 | 8-4 | 0-4 | 2-4 | 0-4 | 1-4 | | | | |
| 1981 | 7-5 | 5-4 | 6-3 | 2-4 | 6-4 | 7-4 | 4-4 | 4-4 | 4-4 | 2-4 | 1-4 | 0-4 | | | | |
| 1982 | 10-3 | 5-4 | 6-4 | 4-4 | 5-4 | 5-4 | 3-4 | 4-4 | 2-4 | 1-4 | 2-4 | 0-4 | | | | |
| 1983 | 10-4 | 3-4 | 5-4 | 6-4 | 3-4 | 7-3 | 3-4 | 3-4 | 1-4 | 3-4 | 2-4 | 1-4 | Opening Round | | | 4-4 |
| 1984 | 10-3 | 6-4 | 2-4 | 4-4 | 5-4 | 5-4 | 5-4 | 3-4 | 1-4 | 4-4 | 1-4 | 1-4 | Opening Round | | | 5-5 |
| 1985 | 13-4 | 11-4 | 7-4 | 4-4 | 5-4 | 1-4 | 5-4 | 7-3 | 2-4 | 0-4 | 5-4 | 2-4 | 1-4 | 0-4 | 0-4 | 0-4 |
| 1986 | 13-4 | 10-3 | 3-4 | 5-4 | 5-4 | 5-4 | 6-4 | 5-4 | 1-4 | 1-4 | 4-4 | 2-4 | 0-4 | 3-4 | 0-4 | 0-4 |
| 1987 | 16-3 | 11-4 | 4-4 | 2-4 | 6-4 | 9-4 | 2-4 | 1-4 | 3-4 | 4-4 | 0-4 | 2-4 | 2-4 | 1-4 | 0-4 | 0-4 |
| 1988 | 14-4 | 10-4 | 4-4 | 5-4 | 6-4 | 10-3 | 4-4 | 3-4 | 1-4 | 1-4 | 2-4 | 0-4 | 2-4 | 1-4 | 0-4 | 0-4 |
| 1989 | 11-4 | 11-4 | 13-3 | 6-4 | 6-4 | 0-4 | 3-4 | 0-4 | 4-4 | 1-4 | 5-4 | 1-4 | 1-4 | 1-4 | 0-4 | 0-4 |
| 1990 | 12-3 | 5-4 | 7-4 | 10-4 | 3-4 | 6-4 | 5-4 | 3-4 | 2-4 | 3-4 | 3-4 | 3-4 | 0-4 | 1-4 | 0-4 | 0-4 |
| 1991 | 13-4 | 10-3 | 10-4 | 7-4 | 3-4 | 2-4 | 2-4 | 3-4 | 1-4 | 4-4 | 3-4 | 2-4 | 1-4 | 1-4 | 1-4 | 0-4 |
| 1992 | 13-3 | 10-4 | 5-4 | 8-4 | 3-4 | 10-4 | 3-4 | 1-4 | 4-4 | 2-4 | 0-4 | 2-4 | 1-4 | 1-4 | 0-4 | 0-4 |
| 1993 | 18-3 | 8-4 | 7-4 | 5-4 | 4-4 | 5-4 | 7-4 | 2-4 | 2-4 | 0-4 | 1-4 | 2-4 | 1-4 | 0-4 | 1-4 | 0-4 |
| 1994 | 13-3 | 12-4 | 10-4 | 6-4 | 3-4 | 4-4 | 2-4 | 0-4 | 6-4 | 3-4 | 1-4 | 3-4 | 0-4 | 0-4 | 0-4 | 0-4 |
| 1995 | 13-3 | 15-4 | 3-4 | 8-4 | 5-4 | 6-4 | 3-4 | 2-4 | 2-4 | 1-4 | 1-4 | 1-4 | 1-4 | 2-4 | 0-4 | 0-4 |
| 1996 | 13-3 | 12-4 | 7-4 | 8-4 | 5-4 | 4-4 | 2-4 | 2-4 | 3-4 | 2-4 | 1-4 | 3-4 | 1-4 | 0-4 | 0-4 | 0-4 |
| 1997 | 15-4 | 7-4 | 3-4 | 11-3 | 4-4 | 8-4 | 2-4 | 2-4 | 2-4 | 5-4 | 0-4 | 1-4 | 0-4 | 2-4 | 1-4 | 0-4 |
| 1998 | 11-4 | 12-3 | 10-4 | 5-4 | 4-4 | 3-4 | 1-4 | 5-4 | 1-4 | 4-4 | 3-4 | 1-4 | 2-4 | 1-4 | 0-4 | 0-4 |
| 1999 | 17-3 | 5-4 | 7-4 | 6-4 | 3-4 | 7-4 | 0-4 | 0-4 | 4-4 | 8-4 | 0-4 | 3-4 | 2-4 | 1-4 | 0-4 | 0-4 |
| 2000 | 10-3 | 6-4 | 6-4 | 7-4 | 8-4 | 7-4 | 4-4 | 10-4 | 0-4 | 4-4 | 1-4 | 0-4 | 0-4 | 0-4 | 0-4 | 0-4 |
| 2001 | 16-3 | 8-4 | 8-4 | 4-4 | 3-4 | 4-4 | 3-4 | 0-4 | 4-4 | 3-4 | 4-4 | 3-4 | 2-4 | 0-4 | 1-4 | 0-4 |
| 2002 | 13-3 | 11-4 | 6-4 | 5-4 | 5-4 | 3-4 | 3-4 | 5-4 | 0-4 | 3-4 | 3-4 | 5-4 | 1-4 | 0-4 | 0-4 | 0-4 |
| 2003 | 13-4 | 9-4 | 13-3 | 3-4 | 6-4 | 4-4 | 4-4 | 1-4 | 3-4 | 3-4 | 1-4 | 2-4 | 1-4 | 0-4 | 0-4 | 0-4 |
| 2004 | 9-4 | 12-3 | 10-4 | 7-4 | 4-4 | 5-4 | 5-4 | 5-4 | 2-4 | 2-4 | 0-4 | 2-4 | 0-4 | 0-4 | 0-4 | 0-4 |
| 2005 | 15-3 | 7-4 | 5-4 | 6-4 | 7-4 | 7-4 | 5-4 | 1-4 | 3-4 | 2-4 | 1-4 | 2-4 | 1-4 | 1-4 | 0-4 | 0-4 |
| 2006 | 11-4 | 10-4 | 9-3 | 7-4 | 3-4 | 3-4 | 4-4 | 3-4 | 1-4 | 2-4 | 5-4 | 2-4 | 2-4 | 1-4 | 0-4 | 0-4 |
| 2007 | 17-3 | 12-4 | 8-4 | 5-4 | 7-4 | 3-4 | 5-4 | 1-4 | 3-4 | 0-4 | 2-4 | 0-4 | 0-4 | 0-4 | 0-4 | 0-4 |
| 2008 | 19-3 | 7-4 | 10-4 | 3-4 | 3-4 | 3-4 | 4-4 | 2-4 | 2-4 | 3-4 | 1-4 | 4-4 | 2-4 | 0-4 | 0-4 | 0-4 |
| 2009 | 16-3 | 12-4 | 11-4 | 5-4 | 2-4 | 3-4 | 1-4 | 2-4 | 2-4 | 3-4 | 1-4 | 4-4 | 1-4 | 0-4 | 0-4 | 0-4 |
| 2010 | 12-3 | 10-4 | 5-4 | 4-4 | 10-4 | 5-4 | 1-4 | 2-4 | 3-4 | 4-4 | 3-4 | 2-4 | 1-4 | 1-4 | 0-4 | 0-4 |
| 2011 | 8-4 | 9-4 | 10-3 | 7-4 | 5-4 | 1-4 | 3-4 | 7-4 | 1-4 | 2-4 | 8-5 | 3-5 | 1-4 | 0-4 | 0-4 | 2-6 |
| 2012 | 14-3 | 9-4 | 7-4 | 8-4 | 2-4 | 3-4 | 4-4 | 3-4 | 1-4 | 3-4 | 3-4 | 3-5 | 2-4 | 1-5 | 2-4 | 2-6 |
| 2013 | 11-3 | 8-4 | 8-4 | 10-4 | 1-4 | 4-4 | 3-4 | 2-4 | 5-4 | 1-4 | 2-5 | 4-4 | 3-5 | 1-4 | 2-4 | 2-6 |
| 2014 | 10-4 | 9-4 | 4-4 | 9-4 | 1-4 | 3-4 | 8-3 | 7-4 | 1-4 | 2-4 | 6-5 | 4-5 | 0-4 | 1-4 | 0-4 | 2-6 |
| 2015 | 16-3 | 8-4 | 5-4 | 7-4 | 6-4 | 3-4 | 7-4 | 5-4 | 0-4 | 1-4 | 5-6 | 0-4 | 0-4 | 2-4 | 0-4 | 2-6 |
| 2016 | 14-4 | 11-3 | 5-4 | 5-4 | 4-4 | 3-4 | 3-4 | 1-4 | 3-4 | 5-4 | 6-6 | 2-4 | 1-4 | 1-4 | 1-4 | 2-6 |
| 2017 | 15-3 | 7-4 | 6-4 | 9-4 | 3-4 | 1-4 | 7-4 | 4-4 | 1-4 | 1-4 | 7-6 | 1-4 | 0-4 | 0-4 | 0-4 | 2-6 |
| 2018 | 11-3 | 7-4 | 10-4 | 3-4 | 7-4 | 2-4 | 5-4 | 1-4 | 7-4 | 1-4 | 8-6 | 0-4 | 3-3 | 0-4 | 0-4 | 3-6 |
| 2019 | 14-3 | 11-4 | 12-4 | 5-4 | 4-4 | 3-4 | 1-4 | 0-4 | 4-4 | 3-4 | 3-6 | 4-4 | 1-4 | 0-4 | 0-4 | 2-6 |
| ^2020 | | | | | | | | | | | | | | | | |
| 2021 | 15-3 | 7-4 | 5-4 | 3-4 | 5-4 | 4-4 | 2-4* | 4-4 | 1-4 | 2-3* | 8-6 | 3-4 | 2-4 | 1-4 | 2-4 | 2-6 |
| 2022 | 11-3 | 9-4 | 6-4 | 8-4 | 4-4 | 1-4 | 3-4 | 5-4 | 3-4 | 3-4 | 6-5 | 3-5 | 0-4 | 0-4 | 3-4 | 2-6 |
| 2023 | 6-4 | 6-4 | 9-4 | 9-3 | 11-4 | 5-4 | 4-4 | 3-4 | 5-4 | 1-4 | 3-6 | 0-4 | 1-4 | 0-4 | 2-4 | 3-6 |

Not Seeded: Opening Round 1-1 in each year from 2001-10; ^Championship canceled due to COVID-19 pandemic. *The 2021 first round match-up between 7 seed Oregon and 10 seed VCU was considered a no contest due to COVID-19 protocols.

ALL-TIME NO. 1 SEEDS

17, North Carolina, 1979-2019
15, *Kansas, 1986-2023
14, Duke, 1986-2019
12, Kentucky, 1980-2015
7, Arizona, 1988-2022
7, Virginia, 1981-2019
5, Georgetown, 1982-89
5, Gonzaga, 2013-22
5, Michigan St., 1990-2012
5, Oklahoma, 1985-2003
5, UConn, 1990-2009
4, DePaul, 1980-84
4, Illinois, 1989-2021
4, Ohio St., 1991-2011
4, Purdue, 1988-2023
4, UCLA, 1979-2008
4, Villanova, 2006-2018
3, Indiana, 1987-2013
3, Michigan, 1985-2021
3, St. John's (NY), 1983-86
3, Stanford, 2000-04
3, Syracuse, 1980-2012
3, UNLV, 1987-91
2, Arkansas, 1991-94
2, Baylor, 2021-22
2, Florida, 2007-14
2, Houston, 1983-2023
2, *Louisville, 1983-2009
2, LSU, 1980-81
2, *Memphis, 2006-08
2, Pittsburgh, 2009-11
1, Alabama, 2023
1, Auburn, 1999
1, Cincinnati, 2002
1, Indiana St., 1979
1, Maryland, 2002
1, Massachusetts, 1996
1, Minnesota, 1997
1, Missouri, 1994
1, Notre Dame, 1979
1, Oregon, 2016
1, Oregon St., 1981
1, Saint Joseph's, 2004
1, Temple, 1988
1, Texas, 2003
1, Wake Forest, 1995
1, Washington, 2005
1, Wichita St., 2014
1, Wisconsin, 2015
1, Xavier, 2018

BEATING A NO. 1 SEED

9, Duke, 1980-2015
9, North Carolina, 1981-2022
8, Kansas, 1988-2012
7, Arizona, 1994-2011
7, Michigan St., 1979-2019
6, Villanova, 1985-2018
5, Indiana, 1981-2002
5, Kentucky, 1996-2014
5, Syracuse, 1987-2016
5, UCLA, 1980-2021
4, Michigan, 1989-2013
4, Wisconsin, 2000-2017
3, Florida, 2000-07
3, Georgetown, 1984-2007
3, *Louisville, 1980-2005
3, North Carolina St., 1983-2015
3, UConn, 1999-2014
2, Arkansas, 2022-23
2, Auburn, 1986-2019
2, Boston College, 1982-94
2, Butler, 2010-11
2, Georgia, 1983-96
2, Houston, 1983-2022
2, Kansas St., 1981-88
2, LSU, 1986-2006
2, Maryland, 2001-02
2, *Memphis, 1985-2008
2, Ohio St., 1999-2012
2, Oklahoma, 1988-2017
2, Oklahoma St., 1995-2004
2, UAB, 1986-2004
2, Utah, 1998
2, Virginia, 1989-95
1, Alabama, 2004
1, Baylor, 2021
1, DePaul, 1979
1, FDU, 2023
1, Florida St., 2018
1, George Mason, 2006
1, Georgia Tech, 1990
1, Iowa, 1980
1, Loyola Chicago, 2021
1, Marquette, 2003
1, Miami (FL), 2023
1, Mississippi St., 1996
1, Oregon, 2017
1, Penn, 1979
1, Providence, 1987
1, Rhode Island, 1998
1, St. John's (NY), 1991
1, Saint Joseph's, 1981
1, San Diego St., 2023
1, Texas Tech, 2019
1, UMBC, 2018
1, UNLV, 1989
1, UNI, 2010
1, UTEP, 1992
1, VCU, 2011
1, Wake Forest, 1984
1, West Virginia, 2010
1, Wichita St., 2013

**Appearance later vacated by Committee on Infractions.*

HOW THE SEEDS FARED

Data does not include 2020 championship that was canceled due to COVID-19 pandemic.

ROUND-BY-ROUND: 1985-2023

| Seed | 1st | 2d | 3d | RSF | RF | NSF | CH | Total | Final Four Finishes |
|--------------|--------------------|----------------|--------------|----------------|----------------|--------------|--------------|--------------------|----------------------|
| #1 | 130-2 | 132-18 | 16-4 | 101-27 | 60-41 | 37-23 | 24-13 | 500-128 | 24 CH, 13 2d, 22 T3d |
| #2 | 124-8 | 100-44 | 12-5 | 68-27 | 32-36 | 13-19 | 5-8 | 354-147 | 5 CH, 8 2d, 18 T3d |
| #3 | 114-18 | 86-48 | 10-6 | 39-41 | 17-22 | 11-6 | 4-7 | 281-148 | 4 CH, 7 2d, 6 T3d |
| #4 | 103-29 | 76-47 | 13-4 | 23-49 | 14-9 | 4-10 | 2-2 | 235-150 | 2 CH, 2 2d, 10 T3d |
| #5 | 88-44 | 60-48 | 3-8 | 12-40 | 9-3 | 4-5 | 0-4 | 176-152 | 4 2d, 5 T3d |
| #6 | 84-48 | 50-54 | 4-6 | 16-28 | 3-13 | 2-1 | 1-1 | 160-151 | CH, 2d, T3d |
| #7 | 78-53 | 39-60 | 4-10 | 10-19 | 3-7 | 1-2 | 1-0 | 136-151 | CH, 2 T3rd |
| #8 | 59-73 | 28-51 | 3-12 | 9-7 | 6-3 | 4-2 | 1-3 | 110-151 | CH, 3 2d, 2 T3d |
| #9 | 73-59 | 12-81 | 1-4 | 5-3 | 2-3 | 0-2 | | 93-152 | 2 T3d |
| #10 | 53-78 | 27-46 | 3-3 | 9-15 | 1-8 | 0-1 | | 93-151 | T3d |
| #11 | 48-84 | 30-38 | 6-4 | 9-17 | 5-4 | 0-5 | | 98-152 | 5 T3d |
| #12 | 44-88 | 29-35 | 2-7 | 2-20 | 0-2 | | | 77-152 | |
| #13 | 29-103 | 7-40 | 2-1 | 0-6 | | | | 38-150 | |
| #14 | 18-114 | 6-34 | 0-4 | 0-2 | | | | 24-154 | |
| #15 | 8-124 | 6-22 | 1-2 | 1-3 | 0-1 | | | 16-152 | |
| #16 | 2-130 | 0-22 | | | | | | 2-152 | |
| Total | 1,055-1,055 | 688-688 | 80-80 | 304-304 | 152-152 | 76-76 | 38-38 | 2,393-2,393 | |

Not Seeded: Opening Round (2001-2010) 10-10. From 2011-2015, the First Round was also known as the First Four. The record for teams in that round was 20-20. *The 2021 first round match-up between 7 seed Oregon and 10 seed VCU was considered a no contest due to COVID-19 protocols.

1979-2023 TOTALS

| Seed | W | L | Pct. | Final Four Finishes |
|--------------|--------------|--------------|-------------|-------------------------------|
| #1 | 550 | 151 | .785 | 26 CH, 16 2d, 3d, 24 T3d, 4th |
| #2 | 391 | 169 | .698 | 7 CH, 10 2d, 3d, 18 T3d |
| #3 | 305 | 171 | .641 | 5 CH, 7 2d, 7 T3d |
| #4 | 256 | 174 | .595 | 2 CH, 2 2d, 11 T3d |
| #5 | 204 | 177 | .535 | 4 2d, 5 T3d, 4th |
| #6 | 196 | 174 | .530 | 2 CH, 2d, 3d, 2 T3d |
| #7 | 156 | 174 | .473 | CH, 3 T3d |
| #8 | 134 | 175 | .434 | CH, 4 2d, 2 T3d |
| #9 | 106 | 177 | .375 | 2 T3d, 4th |
| #10 | 109 | 175 | .384 | T3d |
| #11 | 122 | 190 | .391 | 5 T3d |
| #12 | 84 | 176 | .323 | |
| #13 | 39 | 153 | .203 | |
| #14 | 25 | 153 | .140 | |
| #15 | 16 | 152 | .095 | |
| #16 | 35 | 185 | .159 | |
| NS | 10 | 10 | .500 | |
| Total | 2,737 | 2,737 | .500 | |

1985-2023 SEED MATCH-UPS

| Seed vs. Seed | W | L | Pct. |
|---------------|-----|----|------|
| #1 vs. #16 | 150 | 2 | .987 |
| #2 vs. #15 | 141 | 11 | .928 |
| #3 vs. #14 | 130 | 22 | .855 |
| #4 vs. #13 | 120 | 32 | .789 |
| #5 vs. #12 | 99 | 53 | .651 |
| #6 vs. #11 | 94 | 58 | .618 |
| #7 vs. #10* | 92 | 59 | .609 |
| #8 vs. #9 | 74 | 78 | .487 |

*The 2021 first round match-up between 7 seed Oregon and 10 seed VCU was considered a no contest due to COVID-19 protocols.

TOURNAMENT UPSETS

Upsets are defined as when the winner of the game was seeded five or more places lower than the team it defeated. Team's appearance later vacated by the NCAA/Committee on Infractions ().*

| Rd. | Sd. | Winner | Sd. | Opponent | Score |
|-------------|-----|--------------------|-----|-----------------|--------------|
| 1979 | | | | | |
| 2nd | 10 | St. John's (NY) | 2 | Duke | 80-78 |
| 2nd | 9 | Penn | 1 | North Carolina | 72-71 |
| RSF | 9 | Penn | 4 | Syracuse | 84-76 |
| 1980 | | | | | |
| 1st | 12 | Penn | 5 | Washington St. | 62-55 |
| 2nd | 10 | Lamar University | 2 | Oregon St. | 81-77 |
| 2nd | 8 | UCLA | 1 | DePaul | 77-71 |
| 1981 | | | | | |
| 1st | 11 | Northeastern | 6 | Fresno St. | 55-53 |
| 2nd | 9 | Saint Joseph's | 1 | DePaul | 49-48 |
| 2nd | 8 | Kansas St. | 1 | Oregon St. | 50-48 |
| 2nd | 7 | UAB | 2 | Kentucky | 69-62 |
| 2nd | 7 | Kansas | 2 | Arizona St. | 88-71 |
| 1982 | | | | | |
| 1st | 11 | Middle Tenn. | 6 | Kentucky | 50-44 |
| 1st | 11 | Northeastern | 6 | Saint Joseph's | 63-62 |
| 2nd | 8 | Boston College | 1 | DePaul | 82-75 |
| 1983 | | | | | |
| 1st | 12 | Princeton | 5 | Oklahoma St. | 56-53 |
| 1st | 11 | Lamar University | 6 | Alabama | 73-50 |
| 1st | 11 | Ohio | 6 | Illinois St. | 51-49 |
| 2nd | 10 | Utah | 2 | UCLA | 67-61 |
| 2nd | 7 | Iowa | 2 | Missouri | 77-63 |
| RF | 6 | North Carolina St. | 1 | Virginia | 63-62 |
| CH | 6 | North Carolina St. | 1 | Houston | 54-52 |
| 1984 | | | | | |
| 1st | 12 | Richmond | 5 | Auburn | 72-71 |
| 1st | 11 | West Virginia | 6 | Oregon St. | 64-62 |
| 2nd | 10 | Dayton | 2 | Oklahoma | 89-85 |
| 2nd | 7 | Virginia | 2 | Arkansas | 53-51 (OT) |
| 1985 | | | | | |
| 1st | 13 | Navy | 4 | LSU | 78-55 |
| 1st | 12 | Kentucky | 5 | Washington | 66-58 |
| 1st | 11 | Auburn | 6 | Purdue | 59-58 |
| 1st | 11 | Boston College | 6 | Texas Tech | 55-53 |
| 1st | 11 | UTEP | 6 | Tulsa | 79-75 |
| 2nd | 12 | Kentucky | 4 | UNLV | 64-61 |
| 2nd | 11 | Auburn | 3 | Kansas | 66-64 |
| 2nd | 11 | Boston College | 3 | Duke | 74-73 |
| 2nd | 8 | Villanova | 1 | Michigan | 59-55 |
| 2nd | 7 | Alabama | 2 | VCU | 63-59 |
| RF | 8 | Villanova | 2 | North Carolina | 56-44 |
| NSF | 8 | Villanova | 2 | Memphis | 52-45 |
| CH | 8 | Villanova | 1 | Georgetown | 66-64 |
| 1986 | | | | | |
| 1st | 14 | Little Rock | 3 | Notre Dame | 90-83 |
| 1st | 14 | Cleveland St. | 3 | Indiana | 83-79 |
| 1st | 12 | DePaul | 5 | Virginia | 72-68 |
| 1st | 11 | LSU | 6 | Purdue | 94-87 (2 OT) |
| 2nd | 14 | Cleveland St. | 6 | Saint Joseph's | 75-69 |
| 2nd | 12 | DePaul | 4 | Oklahoma | 74-69 |
| 2nd | 11 | LSU | 3 | Memphis | 83-81 |
| 2nd | 8 | Auburn | 1 | St. John's (NY) | 81-65 |
| 2nd | 7 | Iowa St. | 2 | Michigan | 72-69 |

| Rd. | Sd. | Winner | Sd. | Opponent | Score |
|-------------|-----|-------------------|-----|---------------------|------------|
| 2nd | 7 | Navy | 2 | Syracuse | 97-85 |
| RSF | 11 | LSU | 2 | Georgia Tech | 70-64 |
| RF | 11 | LSU | 1 | Kentucky | 59-57 |
| 1987 | | | | | |
| 1st | 14 | Austin Peay | 3 | Illinois | 68-67 |
| 1st | 13 | Missouri St. | 4 | Clemson | 65-60 |
| 1st | 13 | Xavier | 4 | Missouri | 70-69 |
| 1st | 12 | Wyoming | 5 | Virginia | 64-60 |
| 2nd | 12 | Wyoming | 4 | UCLA | 78-68 |
| 2nd | 10 | LSU | 2 | Temple | 72-62 |
| RSF | 10 | LSU | 3 | DePaul | 63-58 |
| RF | 6 | Providence | 1 | Georgetown | 88-73 |
| 1988 | | | | | |
| 1st | 14 | Murray St. | 3 | North Carolina St. | 78-75 |
| 1st | 13 | Richmond | 4 | Indiana | 72-69 |
| 1st | 11 | Rhode Island | 6 | Missouri | 87-80 |
| 2nd | 13 | Richmond | 5 | Georgia Tech | 59-55 |
| 2nd | 11 | Rhode Island | 3 | Syracuse | 97-94 |
| 2nd | 7 | Vanderbilt | 2 | Pittsburgh | 80-74 (OT) |
| CH | 6 | Kansas | 1 | Oklahoma | 83-79 |
| 1989 | | | | | |
| 1st | 14 | Siena | 3 | Stanford | 80-78 |
| 1st | 13 | Middle Tenn. | 4 | Florida St. | 97-83 |
| 1st | 12 | DePaul | 5 | Memphis | 66-63 |
| 1st | 11 | Evansville | 6 | Oregon St. | 94-90 (OT) |
| 1st | 11 | Minnesota | 6 | Kansas St. | 86-75 |
| 1st | 11 | South Ala. | 6 | Alabama | 86-84 |
| 1st | 11 | Texas | 6 | Georgia Tech | 76-70 |
| 1990 | | | | | |
| 1st | 14 | UNI | 3 | Missouri | 74-71 |
| 1st | 12 | Ball St. | 5 | Oregon St. | 54-53 |
| 1st | 12 | Dayton | 5 | Illinois | 88-86 |
| 1st | 11 | LMU (CA) | 6 | New Mexico St. | 111-92 |
| 2nd | 12 | Ball St. | 4 | Louisville | 62-60 |
| 2nd | 11 | LMU (CA) | 3 | Michigan | 149-115 |
| 2nd | 10 | Texas | 2 | Purdue | 73-72 |
| 2nd | 8 | North Carolina | 1 | Oklahoma | 79-77 |
| 2nd | 7 | Alabama | 2 | Arizona | 77-55 |
| 2nd | 7 | UCLA | 2 | Kansas | 71-70 |
| 1991 | | | | | |
| 1st | 15 | Richmond | 2 | Syracuse | 73-69 |
| 1st | 14 | Xavier | 3 | Nebraska | 89-84 |
| 1st | 13 | Penn St. | 4 | UCLA | 74-69 |
| 1st | 12 | Eastern Mich. | 5 | Mississippi St. | 76-56 |
| 1st | 11 | UConn | 6 | LSU | 79-62 |
| 1st | 11 | Creighton | 6 | New Mexico St. | 64-56 |
| RSF | 10 | Temple | 3 | Oklahoma St. | 72-63 (OT) |
| 1992 | | | | | |
| 1st | 14 | East Tenn. St. | 3 | Arizona | 87-80 |
| 1st | 13 | Louisiana | 4 | Oklahoma | 87-83 |
| 1st | 12 | New Mexico St. | 5 | DePaul | 81-73 |
| 2nd | 9 | UTEP | 1 | Kansas | 66-60 |
| 2nd | 7 | Georgia Tech | 2 | Southern California | 79-78 |
| RF | 6 | Michigan | 1 | Ohio St. | 75-71 (OT) |
| 1993 | | | | | |
| 1st | 15 | Santa Clara | 2 | Arizona | 64-61 |
| 1st | 13 | Southern U. | 4 | Georgia Tech | 93-78 |
| 1st | | George Washington | 5 | New Mexico | 82-68 |
| 1st | 11 | Tulane | 6 | Kansas St. | 55-53 |
| 2nd | 7 | Western Ky. | 2 | Seton Hall | 72-68 |
| 1994 | | | | | |

| Rd. | Sd. | Winner | Sd. | Opponent | Score | Rd. | Sd. | Winner | Sd. | Opponent | Score |
|-------------|-----|--------------------|-----|---------------------|--------------|-------------|-----|--------------------|-----|---------------------|----------------|
| 1st | 12 | Green Bay | 5 | California | 61-57 | 1st | 12 | Creighton | 5 | Florida | 83-82 (2 OT) |
| 1st | 12 | Tulsa | 5 | UCLA | 112-102 | 1st | 12 | Missouri | 5 | Miami (FL) | 93-80 |
| 1st | 11 | Penn | 6 | Nebraska | 90-80 | 1st | 12 | Tulsa | 5 | Marquette | 71-69 |
| 2nd | 12 | Tulsa | 4 | Oklahoma St. | 82-80 | 1st | 11 | Southern Ill. | 6 | Texas Tech | 76-68 |
| 2nd | 10 | Maryland | 2 | Massachusetts | 95-87 | 1st | 11 | Wyoming | 6 | Gonzaga | 73-66 |
| 2nd | 9 | Boston College | 1 | North Carolina | 75-72 | 2nd | 12 | Missouri | 4 | Ohio St. | 83-67 |
| 1995 | | | | | | 2nd | 11 | Southern Ill. | 3 | Georgia | 77-75 |
| 1st | 14 | Weber St. | 3 | Michigan St. | 79-72 | 2nd | 10 | Kent St. | 2 | Alabama | 71-58 |
| 1st | 14 | Old Dominion | 3 | Villanova | 89-81 (3 OT) | 2nd | 8 | UCLA | 1 | Cincinnati | 105-101 (OT) |
| 1st | 13 | Manhattan | 4 | Oklahoma | 77-67 | RSF | 10 | Kent St. | 3 | Pittsburgh | 78-73 (OT) |
| 1st | 12 | Miami (OH) | 5 | Arizona | 71-62 | 2003 | | | | | |
| 1st | 11 | Texas | 6 | Oregon | 90-73 | 1st | 13 | Tulsa | 4 | Dayton | 84-71 |
| 1996 | | | | | | 1st | 12 | Butler | 5 | Mississippi St. | 47-46 |
| 1st | 13 | Princeton | 4 | UCLA | 43-41 | 1st | 11 | Central Mich. | 6 | Creighton | 79-73 |
| 1st | 12 | Arkansas | 5 | Penn St. | 86-80 | 2nd | 12 | Butler | 4 | Louisville | 79-71 |
| 1st | 12 | Drexel | 5 | Memphis | 75-63 | 2nd | 10 | Auburn | 2 | Wake Forest | 68-62 |
| 1st | 11 | Boston College | 6 | Indiana | 64-51 | 2nd | 7 | Michigan St. | 2 | Florida | 68-46 |
| 2nd | 12 | Arkansas | 4 | Marquette | 65-56 | 2004 | | | | | |
| 2nd | 8 | Georgia | 1 | Purdue | 76-69 | 1st | 12 | Manhattan | 5 | Florida | 75-60 |
| 1997 | | | | | | 1st | 12 | Pacific | 5 | Providence | 66-58 |
| 1st | 15 | Coppin St. | 2 | South Carolina | 78-65 | 2nd | 10 | Nevada | 2 | Gonzaga | 91-72 |
| 1st | 14 | Chattanooga | 3 | Georgia | 73-70 | 2nd | 9 | UAB | 1 | Kentucky | 76-75 |
| 1st | 12 | Col. of Charleston | 5 | Maryland | 75-66 | 2nd | 8 | Alabama | 1 | Stanford | 70-67 |
| 2nd | 14 | Chattanooga | 6 | Illinois | 75-63 | 2nd | 7 | Xavier | 2 | Mississippi St. | 89-74 |
| 2nd | 10 | Providence | 2 | Duke | 98-87 | 2005 | | | | | |
| 1998 | | | | | | 1st | 14 | Bucknell | 3 | Kansas | 64-63 |
| 1st | 14 | Richmond | 3 | South Carolina | 62-61 | 1st | 13 | Vermont | 4 | Syracuse | 60-57 (OT) |
| 1st | 13 | Valparaiso | 4 | Ole Miss | 70-69 | 1st | 12 | Milwaukee | 5 | Alabama | 83-73 |
| 1st | 12 | Florida St. | 5 | TCU | 96-87 | 1st | 11 | UAB | 6 | LSU | 82-68 |
| 1st | 11 | Washington | 6 | Xavier | 69-68 | 2nd | 12 | Milwaukee | 4 | Boston College | 83-75 |
| 1st | 11 | Western Mich. | 6 | Clemson | 75-72 | 2nd | 10 | North Carolina St. | 2 | UConn | 65-62 |
| 2nd | 10 | West Virginia | 2 | Cincinnati | 75-74 | 2nd | 7 | West Virginia | 2 | Wake Forest | 111-105 (2 OT) |
| 2nd | 8 | Rhode Island | 1 | Kansas | 80-75 | 2006 | | | | | |
| 1999 | | | | | | 1st | 14 | Northwestern St. | 3 | Iowa | 64-63 |
| 1st | 14 | Weber St. | 3 | North Carolina | 76-74 | 1st | 13 | Bradley | 4 | Kansas | 77-73 |
| 1st | 13 | Oklahoma | 4 | Arizona | 61-60 | 1st | 12 | Montana | 5 | Nevada | 87-79 |
| 1st | 12 | Detroit Mercy | 5 | UCLA | 56-53 | 1st | 12 | Texas A&M | 5 | Syracuse | 66-58 |
| 1st | 12 | Missouri St. | 5 | Wisconsin | 43-32 | 1st | 11 | George Mason | 6 | Michigan St. | 75-65 |
| 2nd | 13 | Oklahoma | 5 | Charlotte | 85-72 | 1st | 11 | Milwaukee | 6 | Oklahoma | 82-74 |
| 2nd | 12 | Missouri St. | 4 | Tennessee | 81-51 | 2nd | 13 | Bradley | 5 | Pittsburgh | 72-66 |
| 2nd | 10 | Gonzaga | 2 | Stanford | 82-74 | 2nd | 11 | George Mason | 3 | North Carolina | 65-60 |
| 2nd | 10 | Miami (OH) | 2 | Utah | 66-58 | 2nd | 7 | Georgetown | 2 | Ohio St. | 70-52 |
| 2nd | 10 | Purdue | 2 | Miami (FL) | 73-63 | 2nd | 7 | Wichita St. | 2 | Tennessee | 80-73 |
| 2000 | | | | | | RF | 11 | George Mason | 1 | UConn | 86-84 (OT) |
| 1st | 11 | Pepperdine | 6 | Indiana | 77-57 | 2007 | | | | | |
| 2nd | 10 | Gonzaga | 2 | St. John's (NY) | 82-76 | 1st | 11 | VCU | 6 | Duke | 79-77 |
| 2nd | 10 | Seton Hall | 2 | Temple | 67-65 (OT) | 1st | 11 | Winthrop | 6 | Notre Dame | 74-64 |
| 2nd | 8 | North Carolina | 1 | Stanford | 60-53 | 2nd | 7 | UNLV | 2 | Wisconsin | 74-68 |
| 2nd | 8 | Wisconsin | 1 | Arizona | 66-59 | 2008 | | | | | |
| 2nd | 7 | Tulsa | 2 | Cincinnati | 69-61 | 1st | 13 | San Diego | 4 | UConn | 70-69 (OT) |
| 2001 | | | | | | 1st | 13 | Siena | 4 | Vanderbilt | 83-62 |
| 1st | 15 | Hampton | 2 | Iowa St. | 58-57 | 1st | 12 | Villanova | 5 | Clemson | 75-69 |
| 1st | 13 | Indiana St. | 4 | Oklahoma | 70-68 (OT) | 1st | 12 | Western Ky. | 5 | Drake | 101-99 (OT) |
| 1st | 13 | Kent St. | 4 | Indiana | 77-73 | 1st | 11 | Kansas St. | 6 | Southern California | 80-67 |
| 1st | 12 | Gonzaga | 5 | Virginia | 86-85 | 2nd | 10 | Davidson | 2 | Georgetown | 74-70 |
| 1st | 12 | Utah St. | 5 | Ohio St. | 77-68 (OT) | 2nd | 7 | West Virginia | 2 | Duke | 73-67 |
| 1st | 11 | Georgia St. | 6 | Wisconsin | 50-49 | RSF | 10 | Davidson | 3 | Wisconsin | 73-56 |
| 1st | 11 | Temple | 6 | Texas | 79-65 | 2009 | | | | | |
| 2nd | 11 | Temple | 3 | Florida | 75-54 | 1st | 13 | Cleveland St. | 4 | Wake Forest | 84-69 |
| 2nd | 7 | Penn St. | 2 | North Carolina | 82-74 | 1st | 12 | Arizona | 5 | Utah | 84-71 |
| 2002 | | | | | | 1st | 12 | Western Ky. | 5 | Illinois | 76-72 |
| 1st | 13 | UNCW | 4 | Southern California | 93-89 (OT) | 1st | 12 | Wisconsin | 5 | Florida | 61-59 (OT) |

| Rd. | Sd. | Winner | Sd. | Opponent | Score | Rd. | Sd. | Winner | Sd. | Opponent | Score |
|-------------|-----|--------------------|-----|-----------------|------------|---|-----|---------------------|-----|-----------------|-------------|
| 1st | 11 | Dayton | 6 | West Virginia | 68-60 | 3rd | 7 | Wichita St. | 2 | Kansas | 78-65 |
| 2010 | | | | | | 3rd | 7 | Michigan St. | 2 | Virginia | 60-54 |
| 1st | 14 | Ohio | 3 | Georgetown | 97-83 | 2016 | | | | | |
| 1st | 13 | Murray St. | 4 | Vanderbilt | 66-65 | 1st | 15 | Middle Tenn. | 2 | Michigan St. | 90-81 |
| 1st | 12 | Cornell | 5 | Temple | 78-65 | 1st | 14 | *SFA | 3 | West Virginia | 70-56 |
| 1st | 11 | Old Dominion | 6 | Notre Dame | 51-50 | 1st | 13 | Hawaii | 4 | California | 77-66 |
| 1st | 11 | Washington | 6 | Marquette | 80-78 | 1st | 12 | Little Rock | 5 | Purdue | 85-83 (2OT) |
| 2nd | 12 | Cornell | 4 | Wisconsin | 87-69 | 1st | 12 | Yale | 5 | Baylor | 79-75 |
| 2nd | 11 | Washington | 3 | New Mexico | 82-64 | 1st | 11 | Gonzaga | 6 | Seton Hall | 68-52 |
| 2nd | 10 | Saint Mary's (CA) | 2 | Villanova | 75-68 | 1st | 11 | UNI | 6 | Texas | 75-72 |
| 2nd | 9 | UNI | 1 | Kansas | 69-67 | 1st | 11 | Wichita St. | 6 | Arizona | 65-55 |
| 2011 | | | | | | 2nd | 7 | Wisconsin | 2 | Xavier | 66-63 |
| 2nd | 13 | Morehead St. | 4 | Louisville | 62-61 | RF | 10 | Syracuse | 1 | Virginia | 68-62 |
| 2nd | 12 | Richmond | 5 | Vanderbilt | 69-66 | 2017 | | | | | |
| 2nd | 11 | Gonzaga | 6 | St. John's (NY) | 86-71 | 1st | 12 | Middle Tenn. | 5 | Minnesota | 81-72 |
| 2nd | 11 | Marquette | 6 | Xavier | 66-55 | 1st | 11 | Southern California | 6 | SMU | 66-65 |
| 2nd | 11 | VCU | 6 | Georgetown | 74-56 | 1st | 11 | Rhode Island | 6 | Creighton | 84-72 |
| 3rd | 11 | Marquette | 3 | Syracuse | 66-62 | 1st | 11 | Xavier | 6 | Maryland | 76-65 |
| 3rd | 11 | VCU | 3 | Purdue | 94-76 | 2nd | 11 | Xavier | 3 | Florida St. | 91-66 |
| 3rd | 10 | Florida St. | 2 | Notre Dame | 71-57 | 2nd | 8 | Wisconsin | 1 | Villanova | 65-62 |
| 3rd | 8 | Butler | 1 | Pittsburgh | 71-70 | 2nd | 7 | Michigan | 2 | Louisville | 73-69 |
| RF | 11 | VCU | 1 | Kansas | 71-61 | 2nd | 7 | South Carolina | 2 | Duke | 88-81 |
| RF | 8 | Butler | 2 | Florida | 74-71 (OT) | RF | 11 | Xavier | 2 | *Arizona | 73-71 |
| 2012 | | | | | | 2018 | | | | | |
| 2nd | 15 | Lehigh | 2 | Duke | 75-70 | 1st | 16 | UMBC | 1 | Virginia | 74-54 |
| 2nd | 15 | Norfolk St. | 2 | Missouri | 86-84 | 1st | 13 | Buffalo | 4 | *Arizona | 89-68 |
| 2nd | 13 | Ohio | 4 | Michigan | 65-60 | 1st | 13 | Marshall | 4 | Wichita St. | 81-75 |
| 2nd | 12 | South Fla. | 5 | Temple | 58-44 | 1st | 11 | Loyola Chicago | 6 | Miami (FL) | 64-62 |
| 2nd | 12 | VCU | 5 | Wichita St. | 62-59 | 1st | 11 | Syracuse | 6 | TCU | 57-52 |
| 2nd | 11 | Colorado | 6 | UNLV | 68-64 | 2nd | 11 | Loyola Chicago | 3 | Tennessee | 63-62 |
| 2nd | 11 | North Carolina St. | 6 | San Diego St. | 79-65 | 2nd | 11 | Syracuse | 3 | Michigan St. | 55-53 |
| 3rd | 11 | North Carolina St. | 3 | Georgetown | 66-63 | 2nd | 9 | Florida St. | 1 | Xavier | 75-70 |
| 2013 | | | | | | 2nd | 7 | Nevada | 2 | Cincinnati | 75-73 |
| 2nd | 15 | FGCU | 2 | Georgetown | 78-68 | 2nd | 7 | Texas A&M | 2 | North Carolina | 86-65 |
| 2nd | 14 | Harvard | 3 | New Mexico | 68-62 | RF | 9 | Florida St. | 4 | Gonzaga | 75-60 |
| 2nd | 13 | La Salle | 4 | Kansas St. | 63-61 | 2019 | | | | | |
| 2nd | 12 | California | 5 | UNLV | 64-61 | 1st | 13 | UC Irvine | 4 | Kansas St. | 70-64 |
| 2nd | 12 | Ole Miss | 5 | Wisconsin | 57-46 | 1st | 12 | Liberty | 5 | Mississippi St. | 80-76 |
| 2nd | 12 | Oregon | 5 | Oklahoma St. | 68-55 | 1st | 12 | Murray St. | 5 | Marquette | 83-64 |
| 2nd | 11 | Minnesota | 6 | UCLA | 83-63 | 1st | 12 | Oregon | 5 | Wisconsin | 72-54 |
| 3rd | 15 | FGCU | 7 | San Diego St. | 81-71 | 1st | 11 | Ohio St. | 6 | Iowa St. | 62-59 |
| 3rd | 12 | Oregon | 4 | Saint Louis | 74-57 | 2020 | | | | | |
| 3rd | 9 | Wichita St. | 1 | Gonzaga | 76-70 | Championship canceled due to COVID-19 pandemic. | | | | | |
| RF | 9 | Wichita St. | 2 | Ohio St. | 70-66 | 2021 | | | | | |
| 2014 | | | | | | 1st | 15 | Oral Roberts | 2 | Ohio St. | 75-72 (OT) |
| 2nd | 14 | Mercer | 3 | Duke | 78-71 | 1st | 14 | Abilene Christian | 3 | Texas | 53-52 |
| 2nd | 12 | Harvard | 5 | Cincinnati | 61-57 | 1st | 13 | North Texas | 4 | Purdue | 78-69 (OT) |
| 2nd | 12 | North Dakota St. | 5 | Oklahoma | 80-75 (OT) | 1st | 13 | Ohio | 4 | Virginia | 62-58 |
| 2nd | 12 | SFA | 5 | VCU | 77-75 (OT) | 1st | 12 | Oregon St. | 5 | Tennessee | 70-56 |
| 2nd | 11 | Dayton | 6 | Ohio St. | 60-59 | 1st | 11 | Syracuse | 6 | San Diego St. | 78-62 |
| 2nd | 11 | Tennessee | 6 | Massachusetts | 86-67 | 1st | 11 | UCLA | 6 | BYU | 73-62 |
| 3rd | 11 | Dayton | 3 | Syracuse | 55-53 | 2nd | 15 | Oral Roberts | 7 | Florida | 81-78 |
| 3rd | 10 | Stanford | 2 | Kansas | 60-57 | 2nd | 12 | Oregon St. | 4 | Oklahoma St. | 80-70 |
| 3rd | 9 | Kentucky | 1 | Wichita St. | 78-76 | 2nd | 11 | Syracuse | 3 | West Virginia | 75-72 |
| 3rd | 7 | UConn | 2 | Villanova | 77-65 | 2nd | 8 | Loyola Chicago | 1 | Illinois | 71-58 |
| RF | 8 | Kentucky | 2 | Michigan | 75-72 | 2nd | 7 | Oregon | 2 | Iowa | 95-80 |
| NSF | 7 | UConn | 7 | Florida | 63-53 | RF | 11 | UCLA | 2 | Alabama | 88-78 (OT) |
| NSF | 8 | Kentucky | 2 | Wisconsin | 74-73 | RF | 11 | UCLA | 1 | Michigan | 51-49 |
| 2015 | | | | | | | | | | | |
| 2nd | 14 | Georgia St. | 3 | Baylor | 57-56 | | | | | | |
| 2nd | 11 | Dayton | 6 | Providence | 66-53 | | | | | | |
| 2nd | 11 | UCLA | 6 | SMU | 60-59 | | | | | | |
| 3rd | 8 | North Carolina St. | 1 | Villanova | 71-68 | | | | | | |

2022

| | | | | | |
|-----|----|----------------|---|--------------|------------|
| 1st | 15 | Saint Peter's | 2 | Kentucky | 85-79 (OT) |
| 1st | 12 | New Mexico St. | 5 | UConn | 70-63 |
| 1st | 12 | Richmond | 5 | Iowa | 67-63 |
| 1st | 11 | Iowa St. | 6 | LSU | 59-54 |
| 1st | 11 | Michigan | 6 | Colorado St. | 75-63 |
| 1st | 11 | Notre Dame | 6 | Alabama | 78-64 |
| 2nd | 15 | Saint Peter's | 7 | Murray St. | 70-60 |
| 2nd | 11 | Iowa St. | 3 | Wisconsin | 54-49 |
| 2nd | 11 | Michigan | 3 | Tennessee | 76-68 |
| 2nd | 10 | Miami (FL) | 2 | Auburn | 79-61 |
| 2nd | 8 | North Carolina | 1 | Baylor | 93-86 (OT) |
| RSF | 15 | Saint Peter's | 3 | Purdue | 67-64 |
| NSF | 8 | North Carolina | 2 | Duke | 81-77 |

2023

| | | | | | |
|-----|----|---------------------|---|------------|-------|
| 1st | 16 | Fairleigh Dickinson | 1 | Purdue | 63-58 |
| 1st | 15 | Princeton | 2 | Arizona | 59-55 |
| 1st | 13 | Furman | 4 | Virginia | 68-67 |
| 1st | 11 | Pittsburgh | 6 | Iowa St. | 59-41 |
| 2nd | 15 | Princeton | 7 | Missouri | 78-63 |
| 2nd | 8 | Arkansas | 1 | Kansas | 72-71 |
| 2nd | 7 | Michigan St. | 2 | Marquette | 69-60 |
| RSF | 9 | Fla. Atlantic | 4 | Tennessee | 62-55 |
| RF | 9 | Fla. Atlantic | 3 | Kansas St. | 79-76 |

ENTERING THE NCAA TOURNAMENT, THESE TEAMS...

†Before the advent of the College Division (now Division II), the tournament committee had the option of selecting teams below Division I. *Appearance later vacated.

...WERE UNDEFEATED.

| Year | Team (Coach) | Record | Results |
|------|--------------------------------|--------|----------------------|
| 1951 | Columbia (Lou Rossini) | 21-0 | 0-1 |
| 1956 | San Francisco (Phil Woolpert) | 25-0 | 4-0, CHAMPION |
| 1957 | North Carolina (Frank McGuire) | 27-0 | 5-0, CHAMPION |
| 1961 | Ohio St. (Fred Taylor) | 24-0 | 3-1, Final Four, 2d |
| 1964 | UCLA (John Wooden) | 26-0 | 4-0, CHAMPION |
| 1967 | UCLA (John Wooden) | 26-0 | 4-0, CHAMPION |
| 1968 | Houston (Guy Lewis) | 28-0 | 3-2, Final Four, 4th |
| 1968 | St. Bonaventure (Larry Weise) | 22-0 | 1-2 |
| 1971 | Marquette (Al McGuire) | 26-0 | 2-1, Regional 3d |
| | Penn (Dick Harter) | 26-0 | 2-1, Regional 2d |
| 1972 | UCLA (John Wooden) | 26-0 | 4-0, CHAMPION |
| 1973 | UCLA (John Wooden) | 26-0 | 4-0, CHAMPION |
| 1975 | Indiana (Bob Knight) | 29-0 | 2-1, Regional 2d |
| 1976 | Indiana (Bob Knight) | 27-0 | 5-0, CHAMPION |
| | Rutgers (Tom Young) | 28-0 | 3-2, Final Four, 4th |
| 1979 | Indiana St. (Bill Hodges) | 29-0 | 4-1, Final Four, 2d |
| 1991 | UNLV (Jerry Tarkanian) | 30-0 | 4-1, Final Four, T3d |
| 2014 | Wichita St. (Gregg Marshall) | 34-0 | 1-1 |
| 2015 | Kentucky (John Calipari) | 34-0 | 4-1, Final Four, T3d |
| 2021 | Gonzaga (Mark Few) | 26-0 | 5-1, Final Four, 2d |

...HAD ONE LOSS.

| Year | Team (Coach) | Record | Results |
|-------|-----------------------------------|--------|----------------------|
| 1942 | Colorado (Frosty Cox) | 15-1 | 1-1, Final Four, T3d |
| 1944 | Dartmouth (Earl Brown) | 17-1 | 2-1, Final Four, 2d |
| 1946 | Harvard (Floyd Stahl) | 20-1 | 0-2, Regional 2d |
| 1947 | Navy (Ben Carnevale) | 16-1 | 0-2, Regional 2d |
| 1947 | Texas (Jack Gray) | 24-1 | 2-1, Final Four, 3d |
| 1948 | Columbia (Gordon Ridings) | 20-1 | 0-2, Regional 2d |
| 1953† | Lebanon Valley (George Marquette) | 18-1 | 1-2 |
| | LSU (Harry Rabenhorst) | 20-1 | 2-2, Final Four, 4th |
| 1954 | Seattle U. (Al Brightman) | 26-1 | 0-1 |
| 1955 | San Francisco (Phil Woolpert) | 23-1 | 5-0, CHAMPION |
| 1955† | Williams (Alex Shaw) | 17-1 | 0-1 |
| 1956† | Wayne St. (MI) (Joel Mason) | 17-1 | 1-2 |
| 1958 | San Francisco (Phil Woolpert) | 24-1 | 1-1 |
| | West Virginia (Fred Schaus) | 26-1 | 0-1 |
| 1959 | Kansas St. (Tex Winter) | 24-1 | 1-1, Regional 2d |
| 1960 | California (Pete Newell) | 24-1 | 4-1, Final Four, 2d |
| | Cincinnati (George Smith) | 25-1 | 3-1, Final Four, 3d |
| 1962 | Ohio St. (Fred Taylor) | 23-1 | 3-1, Final Four, 2d |
| 1963 | Cincinnati (Ed Jucker) | 23-1 | 3-1, Final Four, 2d |
| 1965 | Providence (Joe Mullaney) | 22-1 | 2-1, Regional 2d |
| | Saint Joseph's (Jack Ramsay) | 25-1 | 1-2 |
| 1966 | Kentucky (Adolph Rupp) | 24-1 | 3-1, Final Four, 2d |
| | UTEP (Don Haskins) | 23-1 | 5-0, CHAMPION |
| 1967 | Toledo (Bob Nichols) | 23-1 | 0-1 |
| 1968 | UCLA (John Wooden) | 25-1 | 4-0, CHAMPION |
| 1969 | Santa Clara (Dick Garibaldi) | 26-1 | 1-1, Regional 2d |
| | UCLA (John Wooden) | 25-1 | 4-0, CHAMPION |
| 1970 | Jacksonville (Joe Williams) | 23-1 | 4-1, Final Four, 2d |
| | Kentucky (Adolph Rupp) | 25-1 | 1-1, Regional 2d |
| | Penn (Dick Harter) | 25-1 | 0-1 |
| | St. Bonaventure (Larry Weise) | 22-1 | 3-2, Final Four, 4th |
| 1971 | Kansas (Ted Owens) | 25-1 | 2-2, Final Four, 4th |
| | UCLA (John Wooden) | 25-1 | 4-0, CHAMPION |
| 1974 | North Carolina St. (Norm Sloan) | 26-1 | 4-0, CHAMPION |
| 1976 | Marquette (Al McGuire) | 25-1 | 2-1, Regional 2d |
| | UNLV (Jerry Tarkanian) | 28-1 | 1-1 |
| 1977 | Arkansas (Eddie Sutton) | 26-1 | 0-1 |
| | San Francisco (Bob Gaillard) | 29-1 | 0-1 |
| 1980 | Alcorn (Davey L. Whitney) | 27-1 | 1-1 |
| | DePaul (Ray Meyer) | 26-1 | 0-1 |
| 1981 | DePaul (Ray Meyer) | 27-1 | 0-1 |
| | *Oregon St. (Ralph Miller) | 26-1 | 0-1 |
| 1982 | DePaul (Ray Meyer) | 26-1 | 0-1 |
| 1987 | UNLV (Jerry Tarkanian) | 33-1 | 4-1, Final Four, T3d |
| 1988 | Temple (John Chaney) | 29-1 | 3-1, Regional 2d |
| 1990 | La Salle (Speedy Morris) | 29-1 | 1-1 |
| 1996 | *Massachusetts (John Calipari) | 31-1 | 4-1, Final Four, T3d |
| | *Texas Tech (James Dickey) | 28-1 | 2-1 |
| 1997 | Kansas (Roy Williams) | 32-1 | 2-1 |
| 1998 | Princeton (Bill Carmody) | 26-1 | 1-1 |
| 1999 | Duke (Mike Krzyzewski) | 32-1 | 5-1, Final Four, 2d |
| 2004 | Saint Joseph's (Phil Martelli) | 27-1 | 3-1, Regional 2d |
| | Stanford (Mike Montgomery) | 29-1 | 1-1 |
| 2005 | Illinois (Bruce Weber) | 32-1 | 5-1, Final Four, 2d |
| 2008 | *Memphis (John Calipari) | 33-1 | 5-1, Final Four, 2d |
| 2012 | Murray St. (Steve Prohm) | 30-1 | 1-1 |
| 2017 | Gonzaga (Mark Few) | 32-1 | 5-1, Final Four, 2d |
| 2021 | Colgate (Matt Langel) | 14-1 | 0-1 |
| | Winthrop (Pat Kelsey) | 23-1 | 0-1 |

...HAD TWO LOSSES.

| Year | Team (Coach) | Record | Results |
|------|-----------------------------------|--------|----------------------|
| 1940 | Colorado (Frosty Cox) | 17-2 | 0-2, Regional 2d |
| | Duquesne (Chick Davies) | 19-2 | 1-1, Final Four, T3d |
| | Rice (Buster Brannon) | 21-2 | 1-1, Regional 2d |
| | Southern California (Sam Barry) | 19-2 | 1-1, Final Four, T3d |
| | Springfield (Ed Hickox) | 16-2 | 0-1, Regional 2d |
| 1941 | Arkansas (Glen Rose) | 19-2 | 1-1, Final Four, T3d |
| 1942 | Penn St. (John Lawther) | 17-2 | 1-1, Regional 2d |
| 1943 | Dartmouth (Ozzie Cowles) | 19-2 | 1-1, Regional 2d |
| | Wyoming (Everett Shelton) | 28-2 | 3-0, CHAMPION |
| 1945 | Utah (Vadal Peterson) | 17-2 | 0-2, Regional 2d |
| 1946 | NYU (Howard Cann) | 18-2 | 1-1, Regional 2d |
| | Oklahoma St. (Henry Iba) | 28-2 | 3-0, CHAMPION |
| 1948 | Kentucky (Adolph Rupp) | 31-2 | 3-0, CHAMPION |
| 1949 | Kentucky (Adolph Rupp) | 29-2 | 3-0, CHAMPION |
| 1950 | Holy Cross (Buster Sheary) | 27-2 | 0-2, Regional 2d |
| 1951 | Kentucky (Adolph Rupp) | 28-2 | 4-0, CHAMPION |
| 1952 | Kansas (Phog Allen) | 22-2 | 4-0, CHAMPION |
| | Kentucky (Adolph Rupp) | 28-2 | 1-1, Regional 2d |
| 1953 | Washington (Tippy Dye) | 25-2 | 3-1, Final Four, 3d |
| 1954 | UConn (Hugh Greer) | 23-2 | 0-1 |
| | George Washington (Bill Reinhart) | 23-2 | 0-1 |
| | Notre Dame (John Jordan) | 20-2 | 2-1, Regional 2d |
| 1955 | Kentucky (Adolph Rupp) | 22-2 | 1-1 |
| | Marquette (Jack Nagle) | 22-2 | 2-1, Regional 2d |
| 1956 | SMU (Doc Hayes) | 22-2 | 3-2, Final Four, 4th |
| 1957 | Kansas (Dick Harp) | 21-2 | 3-1, Final Four, 2d |
| | Idaho St. (John Grayson) | 24-2 | 1-2 |
| 1958 | Temple (Harry Litwack) | 24-2 | 3-1, Final Four, 3d |
| | Cincinnati (George Smith) | 24-2 | 1-1 |
| 1959 | Kentucky (Adolph Rupp) | 23-2 | 1-1 |
| 1960 | Utah (Jack Gardner) | 24-2 | 2-1 |
| 1962 | Cincinnati (Ed Jucker) | 25-2 | 4-0, CHAMPION |
| 1962 | Kentucky (Adolph Rupp) | 22-2 | 1-1, Regional 2d |
| 1963 | Loyola Chicago (George Ireland) | 24-2 | 5-0, CHAMPION |
| | Duke (Vic Bubas) | 24-2 | 3-1, Final Four, 3d |
| | Arizona St. (Ned Wulk) | 24-2 | 2-1, Regional 2d |
| 1964 | UTEP (Don Haskins) | 23-2 | 2-1 |
| 1965 | UCLA (John Wooden) | 24-2 | 4-0, CHAMPION |
| | UConn (Fred Shabel) | 23-2 | 0-1 |
| 1966 | Western Ky. (Johnny Oldham) | 23-2 | 2-1 |
| | Loyola Chicago (George Ireland) | 22-2 | 0-1 |
| 1967 | Princeton (Butch van Breda Kolff) | 23-2 | 2-1 |
| | Western Ky. (Johnny Oldham) | 23-2 | 0-1 |
| | Boston College (Bob Cousy) | 19-2 | 2-1, Regional 2d |
| 1969 | Davidson (Lefty Driesell) | 25-2 | 2-1, Regional 2d |
| | Weber St. (Phil Johnson) | 25-2 | 2-1 |
| 1970 | UCLA (John Wooden) | 24-2 | 4-0, CHAMPION |
| | New Mexico St. (Lou Henson) | 23-2 | 4-1, Final Four, 3d |
| | Western Ky. (Johnny Oldham) | 22-2 | 0-1 |
| 1971 | Fordham (Digger Phelps) | 24-2 | 2-1 |
| 1972 | Hawaii (Red Rocha) | 24-2 | 0-1 |
| | Marquette (Al McGuire) | 24-2 | 1-2 |

| Year | Team (Coach) | Record | Results |
|------|-----------------------------------|--------|----------------------|
| | Penn (Chuck Daly) | 23-2 | 2-1, Regional 2d |
| 1973 | *Long Beach St. (Jerry Tarkanian) | 24-2 | 2-1 |
| | Providence (Dave Gavitt) | 24-2 | 3-2, Final Four, 4th |
| 1974 | Notre Dame (Digger Phelps) | 24-2 | 2-1 |
| 1975 | Louisville (Denny Crum) | 24-2 | 4-1, Final Four, 3d |
| 1976 | Western Mich. (Eldon Miller) | 24-2 | 1-1 |
| 1977 | UNLV (Jerry Tarkanian) | 25-2 | 4-1, Final Four, 3d |
| | Detroit Mercy (Dick Vitale) | 25-2 | 1-1 |
| 1978 | Kentucky (Joe B. Hall) | 25-2 | 5-0, CHAMPION |
| | DePaul (Ray Meyer) | 25-2 | 2-1, Regional 2d |
| | UCLA (Gary Cunningham) | 24-2 | 1-1 |
| 1980 | Weber St. (Neil McCarthy) | 26-2 | 0-1 |
| 1982 | North Carolina (Dean Smith) | 27-2 | 5-0, CHAMPION |
| | Fresno St. (Boyd Grant) | 26-2 | 1-1 |
| | Idaho (Don Monson) | 26-2 | 1-1 |
| 1983 | Houston (Guy Lewis) | 27-2 | 4-1, Final Four, 2d |
| | UNLV (Jerry Tarkanian) | 28-2 | 0-1 |
| 1984 | DePaul (Ray Meyer) | 26-2 | 1-1 |
| | North Carolina (Dean Smith) | 27-2 | 1-1 |
| 1985 | Georgetown (John Thompson) | 30-2 | 5-1, Final Four, 2d |
| | Louisiana Tech (Andy Russo) | 27-2 | 2-1 |
| 1986 | Duke (Mike Krzyzewski) | 32-2 | 5-1, Final Four, 2d |
| | Bradley (Dick Versace) | 31-2 | 1-1 |
| 1987 | *DePaul (Joey Meyer) | 26-2 | 2-1 |
| 1988 | Arizona (Lute Olson) | 31-2 | 4-1, Final Four, T3d |
| | N.C. A&T (Don Corbett) | 26-2 | 0-1 |
| 1989 | Ball St. (Rick Majerus) | 28-2 | 1-1 |
| 1991 | Princeton (Pete Carril) | 24-2 | 0-1 |
| 1992 | Duke (Mike Krzyzewski) | 28-2 | 6-0, CHAMPION |
| 1994 | Penn (Fran Dunphy) | 24-2 | 1-1 |
| 1995 | UCLA (Jim Harrick) | 25-2 | 6-0, CHAMPION |
| 1996 | *UConn (Jim Calhoun) | 30-2 | 2-1 |
| | Kentucky (Rick Pitino) | 28-2 | 6-0, CHAMPION |
| 1997 | Col. of Charleston (John Kresse) | 28-2 | 1-1 |
| 1999 | Col. of Charleston (John Kresse) | 28-2 | 0-1 |
| | UConn (Jim Calhoun) | 28-2 | 6-0, CHAMPION |
| 2001 | Stanford (Mike Montgomery) | 28-2 | 3-1, Regional 2d |
| 2004 | Gonzaga (Mark Few) | 27-2 | 1-1 |
| 2006 | George Washington (Karl Hobbs) | 26-2 | 1-1 |
| 2008 | North Carolina (Roy Williams) | 32-2 | 4-1, Final Four, T3d |
| 2010 | Kansas (Bill Self) | 32-2 | 1-1 |
| | Kentucky (John Calipari) | 32-2 | 3-1, Regional 2d |
| 2011 | Kansas (Bill Self) | 32-2 | 3-1, Regional 2d |
| | Ohio St. (Thad Matta) | 32-2 | 2-1 |
| | San Diego St. (Steve Fisher) | 32-2 | 2-1 |
| 2012 | Kentucky (John Calipari) | 32-2 | 6-0, CHAMPION |
| | Syracuse (Jim Boeheim) | 31-2 | 3-1, Regional 2d |
| 2013 | Gonzaga (Mark Few) | 31-2 | 1-1 |
| 2014 | Florida (Billy Donovan) | 32-2 | 4-1, Final Four, T3d |
| 2015 | Gonzaga (Mark Few) | 32-2 | 3-1, RF |
| 2018 | Virginia (Tony Bennett) | 31-2 | 0-1 |
| 2021 | Baylor (Scott Drew) | 22-2 | 6-0, CHAMPION |
| 2022 | Murray St. (Matt McMahon) | 30-2 | 1-1 |

...HAD A .500 RECORD.

| Year | Team (Coach) | Record | How It Qualified | Results |
|------|-------------------------------------|--------|--|---------|
| 1958 | Wyoming (Everett Shelton) | 13-13 | Skyline Conference champion at 10-4 | 0-1 |
| 1965 | West Virginia (George King) | 14-14 | won Southern Conference tournament | 0-1 |
| 1972 | East Carolina (Tom Quinn) | 14-14 | won Southern Conference tournament | 0-1 |
| 1985 | Penn (Craig Littlepage) | 13-13 | Ivy Group champion at 10-4 | 0-1 |
| 1987 | Fairfield (Mitch Buonaguro) | 15-15 | won Metro Atlantic Conference tournament | 0-1 |
| | Idaho St. (Jim Boutin) | 15-15 | won Big Sky Conference tournament | 0-1 |
| 2000 | Lamar University (Mike Deane) | 15-15 | won Southland Conference tournament | 0-1 |
| 2011 | Alabama St. (Lewis Jackson) | 17-17 | won Southwestern Conference tournament | 0-1 |
| 2014 | Mount St. Mary's (Jamion Christian) | 16-16 | won the Northeast Conference tournament | 0-1 |

...HAD A LOSING RECORD.

| Year | Team (Coach) | Record | How It Qualified | Results |
|------|-----------------------------------|--------|---|------------------|
| 1955 | Bradley (Bob Vanatta) | 7-19 | ‡Independent | 2-1, Regional 2d |
| | Oklahoma City (Doyle Parrack) | 9-17 | ‡Independent | 0-1 |
| 1961 | George Washington (Bill Reinhart) | 9-16 | won Southern Conference tournament | 0-1 |
| 1974 | Texas (Leon Black) | 12-14 | Southwest Conference champion at 11-3 | 0-1 |
| 1978 | Missouri (Norm Stewart) | 14-15 | won Big Eight Conference tournament | 0-1 |
| 1985 | Lehigh (Tom Schneider) | 12-18 | won East Coast Conference tournament | 0-1 |
| 1986 | Montana St. (Stu Starnier) | 14-16 | won Big Sky Conference tournament | 0-1 |
| 1993 | East Carolina (Eddie Payne) | 13-16 | won Coastal Conference tournament | 0-1 |
| 1995 | FIU (Bob Weltlich) | 11-18 | won Trans America Conference tournament | 0-1 |
| 1996 | San Jose St. (Stan Morrison) | 13-16 | won Big West Conference tournament | 0-1 |
| | UCF (Kirk Speraw) | 11-18 | won Trans America Conference tournament | 0-1 |
| 1997 | Jackson St. (Andy Stoglin) | 14-15 | won Southwestern Athletic Conference tournament | 0-1 |
| | Fairfield (Paul Cormier) | 11-18 | won Metro Atlantic Conference tournament | 0-1 |
| 1998 | Prairie View (Elwood Plummer) | 13-16 | won Southwestern Athletic Conference tournament | 0-1 |
| 1999 | Florida A&M (Mickey Clayton) | 12-18 | won Mid-Eastern Athletic Conference tournament | 0-1 |
| 2002 | Siena (Rob Lanier) | 16-18 | won Metro Atlantic Conference tournament | 1-1 |
| 2003 | UNC Asheville (Eddie Biedenbach) | 14-16 | won Big South Conference tournament | 1-1 |
| 2004 | Florida A&M (Mike Gillespie) | 14-16 | won Mid-Eastern Athletic Conference tournament | 1-1 |
| 2005 | Oakland (Greg Kampe) | 12-18 | won Mid-Continent Conference tournament | 1-1 |
| 2008 | Coppin St. (Fang Mitchell) | 16-20 | won Mid-Eastern Athletic Conference tournament | 0-1 |
| 2012 | Western Ky. (Ray Harper) | 15-18 | won Sun Belt Conference tournament | 1-1 |
| 2013 | Liberty (Dave Layer) | 15-20 | won Big South Conference tournament | 0-1 |
| 2014 | Cal Poly (Joe Callero) | 13-19 | won Big West Conference tournament | 1-1 |
| 2015 | Hampton (Edward Joyner Jr.) | 16-17 | won Mid-Eastern Athletic Conference tournament | 1-1 |
| 2016 | Holy Cross (Bill Carmody) | 14-19 | won the Patriot League tournament | 1-1 |
| 2018 | Texas Southern (Mike Davis) | 15-19 | won the Southwestern Conference tournament | 1-1 |
| 2023 | Texas Southern (Johnny Jones) | 14-20 | won the Southwestern Conference tournament | 0-1 |

‡District 5 committee restricted to District 5 independents (only two in the district) to fill out bracket; this rule was changed for the 1956 tournament.

...HAD A LOSING CONFERENCE RECORD AS OF AT-LARGE SELECTIONS.

| Year | Team (Coach) | Record | Conference | Record | Finish | Results |
|------|---------------------------------------|--------|----------------|--------|--------|----------|
| 1960 | Southern California (Forrest Twogood) | 16-10 | AAWU | 5-7 | 3d | 0-1 |
| 1983 | Alabama (Wimp Sanderson) | 20-11 | Southeastern | 8-10 | T8th | 0-1 |
| 1984 | Virginia (Terry Holland) | 17-11 | Atlantic Coast | 6-8 | T5th | 4-1, T3d |
| 1985 | Boston College (Gary Williams) | 18-10 | Big East | 7-9 | 6th | 2-1 |
| 1986 | Maryland (Lefty Driesell) | 18-13 | Atlantic Coast | 6-8 | 6th | 1-1 |
| 1987 | LSU (Dale Brown) | 21-14 | Southeastern | 8-10 | T6th | 3-1, RR |
| 1988 | Iowa St. (Johnny Orr) | 20-11 | Big Eight | 6-8 | 5th | 0-1 |
| | Maryland (Bob Wade) | 17-12 | Atlantic Coast | 6-8 | 5th | 1-1 |
| 1989 | Providence (Rick Barnes) | 18-10 | Big East | 7-9 | T5th | 0-1 |
| 1990 | Indiana (Bob Knight) | 18-10 | Big Ten | 8-10 | 7th | 0-1 |
| | Virginia (Terry Holland) | 19-11 | Atlantic Coast | 6-8 | T5th | 1-1 |
| 1991 | Georgia Tech (Bobby Cremins) | 16-12 | Atlantic Coast | 6-8 | T5th | 1-1 |
| | Villanova (Rollie Massimino) | 16-14 | Big East | 7-9 | T7th | 1-1 |
| | Virginia (Jeff Jones) | 21-11 | Atlantic Coast | 6-8 | T5th | 0-1 |
| 1992 | Iowa St. (Johnny Orr) | 20-12 | Big Eight | 5-9 | T6th | 1-1 |
| | Wake Forest (Dave Odom) | 17-11 | Atlantic Coast | 7-9 | 5th | 0-1 |
| 1994 | Seton Hall (P.J. Carlesimo) | 17-12 | Big East | 8-10 | 7th | 0-1 |

| Year | Team (Coach) | Record | Conference | Record | Finish | Results |
|------|----------------------------------|--------|----------------|--------|--------|---------|
| | Wisconsin (Stu Jackson) | 17-10 | Big Ten | 8-10 | 7th | 1-1 |
| 1995 | Iowa St. (Tim Floyd) | 22-10 | Big Eight | 6-8 | 5th | 1-1 |
| 1996 | Clemson (Rick Barnes) | 18-10 | Atlantic Coast | 7-9 | 6th | 0-1 |
| 1997 | Virginia (Jeff Jones) | 18-12 | Atlantic Coast | 7-9 | 6th | 0-1 |
| 1998 | Clemson (Rick Barnes) | 18-13 | Atlantic Coast | 7-9 | T4th | 0-1 |
| | Florida St. (Steve Robinson) | 17-13 | Atlantic Coast | 6-10 | T6th | 1-1 |
| 1999 | Purdue (Gene Keady) | 19-12 | Big Ten | 7-9 | 7th | 2-1 |
| 2001 | Penn St. (Jerry Dunn) | 19-11 | Big Ten | 7-9 | T6th | 2-1 |
| 2003 | Alabama (Mark Gottfried) | 17-11 | Southeastern | 7-9 | 4th | 0-1 |
| 2005 | Iowa (Steve Alford) | 21-11 | Big Ten | 7-9 | 7th | 0-1 |
| | North Carolina St. (Herb Sendek) | 19-13 | Atlantic Coast | 7-9 | T6th | 2-1 |
| 2007 | Arkansas (Stan Heath) | 21-13 | Southeastern | 7-9 | T3d | 0-1 |
| 2008 | Arizona (Kevin O'Neill) | 19-14 | Pacific-10 | 8-10 | 7th | 0-1 |
| 2009 | Maryland (Gary Williams) | 20-13 | Atlantic Coast | 7-9 | T7th | 1-1 |
| 2010 | Georgia Tech (Paul Hewitt) | 22-12 | Atlantic Coast | 7-9 | T7th | 1-1 |
| 2012 | UConn (Jim Calhoun) | 20-13 | Big East | 8-10 | T9th | 0-1 |
| 2013 | Illinois (John Groce) | 22-12 | Big Ten | 8-10 | T7th | 1-1 |
| | Minnesota (Tubby Smith) | 20-12 | Big Ten | 8-10 | T7th | 1-1 |
| 2014 | Oklahoma St. (Travis Ford) | 21-12 | Big 12 | 8-10 | 8th | 0-1 |
| 2015 | Oklahoma St. (Travis Ford) | 18-13 | Big 12 | 8-10 | T6th | 0-1 |
| | Texas (Rick Barnes) | 20-13 | Big 12 | 8-10 | T6th | 0-1 |
| 2017 | Kansas St. (Bruce Weber) | 21-14 | Big 12 | 8-10 | 6th | 1-1 |
| 2018 | Alabama (Avery Johnson) | 19-15 | Southeastern | 8-10 | T9th | 1-1 |
| | Arizona St. (Bobby Hurley) | 20-11 | Pac-12 | 8-10 | 9th | 0-1 |
| | Oklahoma (Lon Kruger) | 18-13 | Big 12 | 8-10 | T6th | 0-1 |
| | Syracuse (Jim Boeheim) | 20-13 | Atlantic Coast | 8-10 | T10th | 3-1 |
| | Texas (Shaka Smart) | 19-14 | Big 12 | 8-10 | T6th | 0-1 |
| 2019 | Minnesota (Richard Pitino) | 21-13 | Big Ten | 9-11 | 7th | 1-1 |
| | Ohio St. (Chris Holtmann) | 19-14 | Big Ten | 8-12 | T8th | 1-1 |
| | Oklahoma (Lon Kruger) | 19-13 | Big 12 | 7-11 | T7th | 1-1 |
| | St. John's (NY) (Chris Mullin) | 21-12 | Big East | 8-10 | 7th | 0-1 |
| 2021 | Maryland (Mark Turgeon) | 16-13 | Big Ten | 9-11 | T8th | 1-1 |
| | Michigan St. (Tom Izzo) | 15-12 | Big Ten | 9-11 | T8th | 0-1 |
| 2022 | Indiana (Mike Woodson) | 20-13 | Big Ten | 9-11 | 9th | 1-1 |
| | Iowa St. (T.J. Otzelberger) | 20-12 | Big 12 | 7-11 | T7th | 2-1 |
| | TCU (Jamie Dixon) | 20-12 | Big 12 | 8-10 | T5th | 1-1 |
| 2023 | Arkansas (Eric Musselman) | 20-13 | Southeastern | 8-10 | T9th | 2-1 |
| | West Virginia (Bob Huggins) | 19-14 | Big 12 | 7-11 | 8th | 0-1 |
| | Mississippi St. (Chris Jans) | 21-12 | Southeastern | 8-10 | T9th | 0-1 |

...MADE THE FIELD IN THEIR FIRST YEAR OF ELIGIBILITY IN DIVISION I (SINCE 1950).

| Year | Team (Coach) | Record | How It Qualified | Results |
|------|----------------------------------|--------|---------------------------------------|-------------------|
| 1953 | Seattle U. (Al Brightman) | 26-3 | At-Large Selection | 2-1, Regional 3d |
| 1955 | Memphis (Eugene Lambert) | 17-4 | At-Large Selection | 0-1 |
| 1956 | Morehead St. (Robert Laughlin) | 17-9 | won Ohio Valley Conference tournament | 2-1, Regional 3d |
| 1962 | Massachusetts (Matt Zunic) | 15-8 | won Yankee Conference tournament | 0-1 |
| 1970 | Long Beach St. (Jerry Tarkanian) | 23-3 | At-Large Selection | 1-2, Regional 4th |
| 1972 | *Louisiana (Beryl Shipley) | 23-3 | At-Large Selection | 2-1, Regional 3d |
| 2009 | North Dakota St. (Saul Phillips) | 26-6 | won Summit League tournament | 0-1 |
| 2017 | Northern Ky. (John Brannen) | 24-10 | won Horizon League tournament | 0-1 |

AT-LARGE SELECTIONS HISTORY

(Since 1985)

MOST LOSSES FOR AT-LARGE TEAMS

| Teams | Year | Won | Lost | Pct. |
|---------------------|------|-----|------|------|
| Vanderbilt | 2017 | 19 | 15 | .559 |
| Alabama | 2018 | 19 | 15 | .559 |
| Florida | 2019 | 19 | 15 | .559 |
| Villanova | 1991 | 16 | 14 | .533 |
| Georgia | 2001 | 16 | 14 | .533 |
| Kansas St. | 1990 | 17 | 14 | .548 |
| Michigan | 2022 | 17 | 14 | .548 |
| Villanova | 1990 | 18 | 14 | .563 |
| Arizona | 2008 | 19 | 14 | .576 |
| Michigan St. | 2011 | 19 | 14 | .576 |
| Penn St. | 2011 | 19 | 14 | .576 |
| Southern California | 2011 | 19 | 14 | .576 |
| Tennessee | 2011 | 19 | 14 | .576 |
| Michigan St. | 2017 | 19 | 14 | .576 |
| Ohio St. | 2019 | 19 | 14 | .576 |
| West Virginia | 2023 | 19 | 14 | .576 |
| Marquette | 2011 | 20 | 14 | .588 |
| LSU | 1987 | 21 | 14 | .600 |

FEWEST WINS FOR AT-LARGE TEAMS

| Teams | Year | Won | Lost | Pct. |
|---------------|------|-----|------|------|
| Florida | 2021 | 14 | 9 | .609 |
| Michigan St. | 2021 | 15 | 12 | .556 |
| Rutgers | 2021 | 15 | 11 | .577 |
| Oklahoma | 2021 | 15 | 10 | .600 |
| UConn | 2021 | 15 | 7 | .682 |
| Virginia Tech | 2021 | 15 | 6 | .714 |
| Villanova | 1991 | 16 | 14 | .533 |
| Georgia | 2001 | 16 | 14 | .533 |
| LSU | 1988 | 16 | 13 | .552 |
| Maryland | 2021 | 16 | 13 | .552 |
| Kentucky | 1985 | 16 | 12 | .571 |
| *DePaul | 1986 | 16 | 12 | .571 |
| Georgia Tech | 1987 | 16 | 12 | .571 |
| Notre Dame | 1990 | 16 | 12 | .571 |
| Ohio St. | 1990 | 16 | 12 | .571 |
| Georgia Tech | 1991 | 16 | 12 | .571 |
| Maryland | 1994 | 16 | 11 | .593 |
| Texas | 1997 | 16 | 11 | .593 |
| Missouri | 2021 | 16 | 9 | .640 |
| Syracuse | 2021 | 16 | 9 | .640 |
| Clemson | 2021 | 16 | 7 | .696 |
| Florida St. | 2021 | 16 | 6 | .727 |
| Villanova | 2021 | 16 | 6 | .727 |
| Wichita St. | 2021 | 16 | 5 | .762 |

LOWEST WINNING PERCENTAGE FOR AT-LARGE TEAMS

| Teams | Year | Won | Lost | Pct. |
|--------------|------|-----|------|------|
| Villanova | 1991 | 16 | 14 | .533 |
| Georgia | 2001 | 16 | 14 | .533 |
| Kansas St. | 1990 | 17 | 14 | .548 |
| Michigan | 2022 | 17 | 14 | .548 |
| LSU | 1988 | 16 | 13 | .552 |
| Maryland | 2021 | 16 | 13 | .552 |
| Michigan St. | 2021 | 15 | 12 | .556 |

| Teams | Year | Won | Lost | Pct. |
|--------------|------|-----|------|------|
| Vanderbilt | 2017 | 19 | 15 | .559 |
| Alabama | 2018 | 19 | 15 | .559 |
| Florida | 2019 | 19 | 15 | .559 |
| Villanova | 1990 | 18 | 14 | .563 |
| Michigan | 1995 | 17 | 13 | .567 |
| Florida St. | 1998 | 17 | 13 | .567 |
| Kentucky | 1985 | 16 | 12 | .571 |
| *DePaul | 1986 | 16 | 12 | .571 |
| Georgia Tech | 1987 | 16 | 12 | .571 |
| Notre Dame | 1990 | 16 | 12 | .571 |
| Ohio St. | 1990 | 16 | 12 | .571 |
| Georgia Tech | 1991 | 16 | 12 | .571 |

FEWEST LOSSES FOR TEAMS NOT TO MAKE THE TOURNAMENT

| Teams | Year | Won | Lost | Pct. |
|--------------------|------|-----|------|------|
| #UNLV | 1992 | 26 | 2 | .929 |
| #Wichita St. | 1983 | 25 | 3 | .893 |
| Utah St. | 2004 | 25 | 3 | .893 |
| Col. of Charleston | 1996 | 24 | 3 | .889 |
| Navy | 2021 | 15 | 3 | .833 |
| SFA | 2013 | 27 | 4 | .871 |
| Belmont | 2021 | 26 | 4 | .867 |
| Green Bay | 1992 | 25 | 4 | .862 |
| Davidson | 1996 | 25 | 4 | .862 |
| UC Irvine | 2001 | 25 | 4 | .862 |
| Milwaukee | 1993 | 23 | 4 | .852 |
| Southern Utah | 2021 | 20 | 4 | .833 |
| Coastal Carolina | 2011 | 28 | 5 | .848 |
| Murray St. | 2015 | 27 | 5 | .844 |
| Saint Mary's (CA) | 2016 | 27 | 5 | .844 |
| Saint Mary's (CA) | 2018 | 27 | 5 | .844 |
| Howard | 1987 | 26 | 5 | .839 |
| SFA | 2008 | 26 | 5 | .839 |
| Southern U. | 1990 | 25 | 5 | .833 |
| Butler | 2002 | 25 | 5 | .833 |
| #SMU | 2016 | 25 | 5 | .833 |
| Ga. Southern | 1985 | 24 | 5 | .828 |
| Holy Cross | 1990 | 24 | 5 | .828 |
| Long Beach St. | 2000 | 24 | 5 | .828 |
| Col. of Charleston | 1995 | 23 | 5 | .821 |
| Boston U. | 2004 | 23 | 5 | .821 |
| Prairie View | 2021 | 16 | 5 | .762 |
| #SFA | 2021 | 16 | 5 | .762 |
| Siena | 2021 | 12 | 5 | .706 |
| Vermont | 2021 | 10 | 5 | .667 |

MOST WINS FOR TEAMS NOT TO MAKE THE TOURNAMENT

| Teams | Year | Won | Lost | Pct. |
|-------------------|------|-----|------|------|
| Coastal Carolina | 2011 | 28 | 5 | .848 |
| Saint Mary's (CA) | 2018 | 28 | 5 | .848 |
| Coastal Carolina | 2010 | 28 | 6 | .824 |
| UNC Greensboro | 2019 | 28 | 6 | .824 |
| SFA | 2013 | 27 | 4 | .871 |
| Murray St. | 2015 | 27 | 5 | .844 |
| Saint Mary's (CA) | 2016 | 27 | 5 | .844 |
| Drexel | 2012 | 27 | 6 | .818 |
| Oral Roberts | 2012 | 27 | 6 | .818 |
| Southern Miss. | 2014 | 27 | 6 | .818 |
| Toledo | 2014 | 27 | 6 | .818 |

| Teams | Year | Won | Lost | Pct. |
|----------------|-------------|------------|-------------|-------------|
| Colorado St. | 2015 | 27 | 6 | .818 |
| Illinois St. | 2017 | 27 | 6 | .818 |
| Monmouth | 2017 | 27 | 6 | .818 |
| Louisiana | 2018 | 27 | 6 | .818 |
| Louisiana Tech | 2014 | 27 | 7 | .794 |
| Monmouth | 2016 | 27 | 7 | .794 |
| Vermont | 2018 | 27 | 7 | .794 |
| Hofstra | 2019 | 27 | 7 | .794 |
| Toledo | 2023 | 27 | 7 | .794 |

**Appearance later vacated. #Ineligible for postseason play*

YEARLY TOTALS

TOURNAMENT TREND TOTALS

| Year | G | FG | FGA | FG% | 3FG | 3A | 3FG% | FT | FTA | FT% | REB | AST | TO | BLK | ST | PF | PTS |
|------|----|-------|-------|-------|-----|-------|-------|-------|-------|-------|-------|-------|-------|-----|-----|-------|-------|
| 1939 | 8 | 281 | | | | | | 172 | 261 | 65.90 | | | | | | 219 | 734 |
| 1940 | 8 | 268 | | | | | | 131 | 239 | 54.81 | | | | | | 215 | 667 |
| 1941 | 9 | 316 | | | | | | 158 | 257 | 61.48 | | | | | | 223 | 790 |
| 1942 | 9 | 321 | | | | | | 152 | 234 | 64.96 | | | | | | 214 | 794 |
| 1943 | 9 | 345 | | | | | | 184 | 296 | 62.16 | | | | | | 255 | 874 |
| 1944 | 9 | 349 | | | | | | 133 | 248 | 53.63 | | | | | | 207 | 831 |
| 1945 | 9 | 409 | | | | | | 216 | 365 | 59.18 | | | | | | 301 | 1,034 |
| 1946 | 10 | 363 | | | | | | 257 | 425 | 60.47 | | | | | | 370 | 983 |
| 1947 | 10 | 407 | | | | | | 237 | 371 | 63.88 | | | | | | 337 | 1,051 |
| 1948 | 10 | 427 | | | | | | 272 | 412 | 66.02 | | | | | | 369 | 1,126 |
| 1949 | 10 | 421 | | | | | | 280 | 443 | 63.21 | | | | | | 395 | 1,122 |
| 1950 | 10 | 492 | 1,428 | 34.45 | | | | 318 | 520 | 61.15 | | | | | | 436 | 1,302 |
| 1951 | 18 | 882 | 2,540 | 34.72 | | | | 488 | 752 | 64.89 | | | | | | 737 | 2,252 |
| 1952 | 20 | 931 | | | | | | 613 | 939 | 65.28 | | | | | | 928 | 2,475 |
| 1953 | 26 | 1,329 | | | | | | 1,078 | 1,612 | 66.87 | | | | | | 1,061 | 3,736 |
| 1954 | 28 | 1,321 | | | | | | 1,140 | 1,639 | 69.55 | | | | | | 1,086 | 3,782 |
| 1955 | 28 | 1,428 | | | | | | 1,159 | 1,702 | 68.10 | | | | | | 994 | 4,017 |
| 1956 | 29 | 1,626 | | | | | | 1,215 | 1,817 | 66.87 | | | | | | 1,102 | 4,467 |
| 1957 | 27 | 1,398 | | | | | | 1,065 | 1,504 | 70.81 | | | | | | 961 | 3,861 |
| 1958 | 28 | 1,432 | | | | | | 1,029 | 1,475 | 69.76 | | | | | | 1,057 | 3,893 |
| 1959 | 27 | 1,478 | | | | | | 961 | 1,368 | 70.25 | | | | | | 986 | 3,917 |
| 1960 | 29 | 1,627 | | | | | | 1,017 | 1,470 | 69.18 | | | | | | 1,038 | 4,271 |
| 1961 | 28 | 1,623 | | | | | | 999 | 1,485 | 67.27 | | | | | | 1,048 | 4,245 |
| 1962 | 29 | 1,632 | | | | | | 989 | 1,422 | 69.55 | | | | | | 1,073 | 4,253 |
| 1963 | 29 | 1,602 | 3,794 | 42.22 | | | | 1,020 | 1,470 | 69.39 | 2,246 | | | | | 1,120 | 4,224 |
| 1964 | 29 | 1,723 | 4,032 | 42.73 | | | | 969 | 1,410 | 68.72 | 2,347 | | | | | 1,081 | 4,415 |
| 1965 | 27 | 1,713 | 3,811 | 44.95 | | | | 928 | 1,316 | 70.52 | 2,218 | | | | | 1,010 | 4,354 |
| 1966 | 26 | 1,582 | 3,658 | 43.25 | | | | 886 | 1,214 | 72.98 | 2,100 | | | | | 915 | 4,050 |
| 1967 | 27 | 1,415 | 3,309 | 42.76 | | | | 814 | 1,208 | 67.38 | 2,007 | | | | | 925 | 3,644 |
| 1968 | 27 | 1,610 | 3,650 | 44.11 | | | | 891 | 1,321 | 67.45 | 2,137 | | | | | 1,005 | 4,111 |
| 1969 | 29 | 1,601 | 3,665 | 43.68 | | | | 976 | 1,421 | 68.68 | 2,193 | | | | | 1,091 | 4,178 |
| 1970 | 29 | 1,986 | 4,423 | 44.90 | | | | 1,037 | 1,486 | 69.78 | 2,562 | | | | | 1,138 | 5,009 |
| 1971 | 29 | 1,747 | 3,991 | 43.77 | | | | 1,009 | 1,468 | 68.73 | 2,388 | | | | | 1,102 | 4,503 |
| 1972 | 29 | 1,684 | 3,810 | 44.20 | | | | 1,013 | 1,456 | 69.57 | 2,275 | | | | | 1,066 | 4,381 |
| 1973 | 29 | 1,936 | 4,124 | 46.94 | | | | 705 | 985 | 71.57 | 2,229 | | | | | 1,032 | 4,577 |
| 1974 | 29 | 1,848 | 4,037 | 45.78 | | | | 716 | 1,005 | 71.24 | 2,114 | | | | | 1,071 | 4,412 |
| 1975 | 36 | 2,371 | 5,048 | 46.97 | | | | 1,057 | 1,564 | 67.58 | 2,770 | | | | | 1,531 | 5,799 |
| 1976 | 32 | 1,972 | 4,235 | 46.56 | | | | 883 | 1,304 | 67.71 | 2,360 | 836 | 1,144 | | | 1,312 | 4,827 |
| 1977 | 32 | 2,046 | 4,202 | 48.69 | | | | 960 | 1,291 | 74.36 | 2,142 | 944 | 1,035 | 185 | 414 | 1,247 | 5,052 |
| 1978 | 32 | 1,986 | 3,979 | 49.91 | | | | 877 | 1,249 | 70.22 | 2,032 | 993 | 1,000 | 181 | 426 | 1,261 | 4,849 |
| 1979 | 40 | 2,430 | 4,909 | 49.50 | | | | 1,193 | 1,698 | 70.26 | 2,581 | 1,153 | 1,245 | 203 | 505 | 1,632 | 6,053 |
| 1980 | 48 | 2,752 | 5,658 | 48.64 | | | | 1,523 | 2,156 | 70.64 | 3,137 | 1,360 | 1,567 | 260 | 567 | 2,004 | 7,027 |
| 1981 | 48 | 2,501 | 5,189 | 48.20 | | | | 1,368 | 1,914 | 71.47 | 2,771 | 1,251 | 1,301 | 207 | 561 | 1,848 | 6,370 |
| 1982 | 47 | 2,398 | 4,867 | 49.27 | | | | 1,365 | 1,963 | 69.54 | 2,568 | 1,134 | 1,333 | 247 | 543 | 1,853 | 6,161 |
| 1983 | 51 | 2,521 | 5,310 | 47.48 | | | | 1,347 | 1,995 | 67.52 | 2,960 | 1,364 | 1,333 | 312 | 592 | 1,934 | 6,389 |
| 1984 | 52 | 2,744 | 5,635 | 48.70 | | | | 1,415 | 2,066 | 68.49 | 3,166 | 1,557 | 1,402 | 279 | 626 | 2,000 | 6,905 |
| 1985 | 63 | 3,154 | 6,669 | 47.29 | | | | 1,717 | 2,481 | 69.21 | 3,708 | 1,730 | 1,647 | 344 | 767 | 2,338 | 8,025 |
| 1986 | 63 | 3,607 | 7,485 | 48.19 | | | | 1,794 | 2,566 | 69.91 | 4,018 | 1,837 | 1,645 | 303 | 703 | 2,392 | 9,008 |
| 1987 | 63 | 3,623 | 7,421 | 48.82 | 594 | 1,471 | 40.38 | 1,899 | 2,664 | 71.28 | 3,893 | 1,997 | 1,786 | 314 | 834 | 2,484 | 9,739 |
| 1988 | 63 | 3,622 | 7,590 | 47.72 | 632 | 1,711 | 36.94 | 1,866 | 2,633 | 70.87 | 3,983 | 2,061 | 1,757 | 306 | 803 | 2,364 | 9,742 |
| 1989 | 63 | 3,750 | 7,832 | 47.88 | 633 | 1,698 | 37.28 | 1,851 | 2,658 | 69.64 | 4,136 | 1,978 | 1,732 | 373 | 756 | 2,449 | 9,984 |
| 1990 | 63 | 3,534 | 7,838 | 45.09 | 650 | 1,894 | 34.32 | 1,828 | 2,602 | 70.25 | 4,374 | 1,908 | 1,860 | 375 | 895 | 2,429 | 9,546 |
| 1991 | 63 | 3,423 | 7,456 | 45.91 | 662 | 1,785 | 37.09 | 1,809 | 2,593 | 69.76 | 4,072 | 1,958 | 1,812 | 440 | 832 | 2,317 | 9,317 |
| 1992 | 63 | 3,407 | 7,466 | 45.63 | 679 | 1,943 | 34.95 | 1,955 | 2,682 | 72.89 | 4,435 | 1,947 | 1,824 | 408 | 861 | 2,387 | 9,448 |
| 1993 | 63 | 3,443 | 7,548 | 45.61 | 726 | 2,072 | 35.04 | 1,751 | 2,485 | 70.46 | 4,490 | 1,867 | 1,814 | 382 | 934 | 2,281 | 9,363 |
| 1994 | 64 | 3,309 | 7,695 | 43.00 | 808 | 2,363 | 34.19 | 1,861 | 2,681 | 69.41 | 4,803 | 1,871 | 1,881 | 419 | 975 | 2,367 | 9,287 |
| 1995 | 64 | 3,333 | 7,734 | 43.10 | 809 | 2,446 | 33.07 | 1,778 | 2,610 | 68.12 | 4,834 | 1,786 | 1,824 | 432 | 895 | 2,378 | 9,253 |
| 1996 | 63 | 3,232 | 7,458 | 43.34 | 812 | 2,320 | 35.00 | 1,638 | 2,412 | 67.91 | 4,621 | 1,891 | 1,830 | 421 | 948 | 2,229 | 8,914 |
| 1997 | 63 | 3,184 | 7,400 | 43.03 | 745 | 2,282 | 32.65 | 1,920 | 2,739 | 70.10 | 4,622 | 1,723 | 1,764 | 396 | 854 | 2,449 | 9,033 |
| 1998 | 63 | 3,308 | 7,566 | 43.72 | 774 | 2,294 | 33.74 | 1,711 | 2,420 | 70.70 | 4,616 | 1,811 | 1,724 | 427 | 883 | 2,186 | 9,101 |
| 1999 | 63 | 3,005 | 7,174 | 41.89 | 814 | 2,363 | 34.45 | 1,731 | 2,498 | 69.30 | 4,556 | 1,680 | 1,850 | 414 | 938 | 2,249 | 8,555 |

| Year | G | FG | FGA | FG% | 3FG | 3A | 3FG% | FT | FTA | FT% | REB | AST | TO | BLK | ST | PF | PTS |
|-------|----|-------|-------|-------|-------|-------|-------|-------|-------|-------|-------|-------|-------|-----|-----|-------|-------|
| 2000 | 63 | 3,052 | 7,212 | 42.32 | 804 | 2,411 | 33.35 | 1,590 | 2,325 | 68.39 | 4,546 | 1,706 | 1,753 | 424 | 820 | 2,216 | 8,498 |
| 2001 | 64 | 3,228 | 7,444 | 43.36 | 763 | 2,376 | 32.11 | 1,851 | 2,605 | 71.06 | 4,598 | 1,654 | 1,791 | 486 | 906 | 2,406 | 9,070 |
| 2002 | 64 | 3,310 | 7,572 | 43.71 | 848 | 2,371 | 35.77 | 1,977 | 2,725 | 72.55 | 4,673 | 1,867 | 1,725 | 456 | 867 | 2,467 | 9,445 |
| 2003 | 64 | 3,269 | 7,476 | 43.73 | 842 | 2,320 | 36.29 | 1,715 | 2,433 | 70.49 | 4,508 | 1,716 | 1,708 | 459 | 837 | 2,328 | 9,095 |
| 2004 | 64 | 3,138 | 7,223 | 43.44 | 839 | 2,430 | 34.53 | 1,830 | 2,564 | 71.37 | 4,436 | 1,738 | 1,618 | 360 | 830 | 2,340 | 8,945 |
| 2005 | 64 | 3,188 | 7,242 | 44.02 | 850 | 2,416 | 35.18 | 1,794 | 2,524 | 71.08 | 4,426 | 1,751 | 1,713 | 373 | 884 | 2,318 | 9,020 |
| 2006 | 64 | 3,070 | 7,125 | 43.09 | 818 | 2,426 | 33.72 | 1,770 | 2,449 | 72.27 | 4,420 | 1,684 | 1,617 | 474 | 823 | 2,241 | 8,728 |
| 2007 | 64 | 3,101 | 7,145 | 43.40 | 862 | 2,457 | 35.08 | 1,850 | 2,586 | 71.54 | 4,403 | 1,627 | 1,585 | 434 | 776 | 2,377 | 8,914 |
| 2008 | 64 | 3,193 | 7,222 | 44.21 | 844 | 2,431 | 34.72 | 1,764 | 2,524 | 69.89 | 4,446 | 1,671 | 1,620 | 443 | 813 | 2,346 | 8,994 |
| 2009 | 64 | 3,223 | 7,445 | 43.29 | 795 | 2,401 | 33.11 | 1,821 | 2,557 | 71.22 | 4,561 | 1,746 | 1,591 | 443 | 816 | 2,327 | 9,062 |
| 2010 | 64 | 3,085 | 7,213 | 42.77 | 836 | 2,437 | 34.30 | 1,785 | 2,568 | 69.51 | 4,487 | 1,642 | 1,535 | 455 | 833 | 2,314 | 8,791 |
| 2011 | 67 | 3,206 | 7,456 | 43.00 | 880 | 2,557 | 34.42 | 1,760 | 2,433 | 72.34 | 4,609 | 1,765 | 1,522 | 433 | 771 | 2,290 | 9,052 |
| 2012 | 67 | 3,179 | 7,444 | 42.71 | 797 | 2,412 | 33.04 | 1,751 | 2,481 | 70.58 | 4,636 | 1,615 | 1,583 | 523 | 796 | 2,266 | 8,806 |
| 2013 | 67 | 3,096 | 7,312 | 42.34 | 805 | 2,431 | 33.11 | 1,817 | 2,555 | 71.12 | 4,575 | 1,593 | 1,608 | 477 | 841 | 2,285 | 8,814 |
| 2014 | 67 | 3,225 | 7,291 | 44.23 | 781 | 2,326 | 33.58 | 1,933 | 2,657 | 72.76 | 4,420 | 1,639 | 1,382 | 442 | 728 | 2,313 | 9,164 |
| 2015 | 67 | 3,212 | 7,389 | 43.47 | 842 | 2,374 | 35.46 | 1,816 | 2,504 | 72.52 | 4,507 | 1,565 | 1,396 | 442 | 737 | 2,301 | 9,082 |
| 2016 | 67 | 3,438 | 7,670 | 44.82 | 918 | 2,681 | 34.24 | 1,834 | 2,525 | 72.63 | 4,608 | 1,669 | 1,518 | 489 | 808 | 2,408 | 9,628 |
| 2017 | 67 | 3,525 | 7,786 | 45.27 | 958 | 2,762 | 34.69 | 1,905 | 2,601 | 73.24 | 4,592 | 1,781 | 1,473 | 482 | 761 | 2,390 | 9,913 |
| 2018 | 67 | 3,356 | 7,772 | 43.18 | 974 | 2,973 | 32.76 | 1,773 | 2,520 | 70.36 | 4,761 | 1,680 | 1,571 | 435 | 770 | 2,412 | 9,459 |
| 2019 | 67 | 3,345 | 7,726 | 43.29 | 1,083 | 3,159 | 34.28 | 1,623 | 2,224 | 72.97 | 4,674 | 1,626 | 1,493 | 452 | 768 | 2,161 | 9,396 |
| ^2020 | | | | | | | | | | | | | | | | | |
| 2021 | 66 | 3,323 | 7,714 | 43.08 | 956 | 2,834 | 33.73 | 1,525 | 2,110 | 72.27 | 4,497 | 1,816 | 1,459 | 502 | 705 | 2,107 | 9,127 |
| 2022 | 67 | 3,309 | 7,879 | 42.00 | 895 | 2,816 | 31.78 | 1,716 | 2,355 | 72.87 | 4,831 | 1,786 | 1,493 | 502 | 788 | 2,217 | 9,229 |
| 2023 | 67 | 3,374 | 7,859 | 42.93 | 903 | 2,813 | 32.10 | 1,665 | 2,279 | 73.06 | 4,768 | 1,703 | 1,427 | 449 | 758 | 2,180 | 9,316 |

^2020 championship canceled due to COVID-19 pandemic

TOURNAMENT TREND AVERAGES (PER TEAM, PER GAME)

| Year | G | FG | FGA | FG% | 3FG | 3A | 3FG% | FT | FTA | FT% | REB | AST | TO | BLK | ST | PF | PTS |
|------|----|-------|-------|-------|-----|----|------|-------|-------|-------|-------|-----|----|-----|----|-------|-------|
| 1939 | 8 | 17.56 | | | | | | 10.75 | 16.31 | 65.90 | | | | | | 13.69 | 45.88 |
| 1940 | 8 | 16.75 | | | | | | 8.19 | 14.94 | 54.81 | | | | | | 13.44 | 41.69 |
| 1941 | 9 | 17.56 | | | | | | 8.78 | 14.28 | 61.48 | | | | | | 12.39 | 43.89 |
| 1942 | 9 | 17.83 | | | | | | 8.44 | 13.00 | 64.96 | | | | | | 11.89 | 44.11 |
| 1943 | 9 | 19.17 | | | | | | 10.22 | 16.44 | 62.16 | | | | | | 14.17 | 48.56 |
| 1944 | 9 | 19.39 | | | | | | 7.39 | 13.78 | 53.63 | | | | | | 11.50 | 46.17 |
| 1945 | 9 | 22.72 | | | | | | 12.00 | 20.28 | 59.18 | | | | | | 16.72 | 57.44 |
| 1946 | 10 | 18.15 | | | | | | 12.85 | 21.25 | 60.47 | | | | | | 18.50 | 49.15 |
| 1947 | 10 | 20.35 | | | | | | 11.85 | 18.55 | 63.88 | | | | | | 16.85 | 52.55 |
| 1948 | 10 | 21.35 | | | | | | 13.60 | 20.60 | 66.02 | | | | | | 18.45 | 56.30 |
| 1949 | 10 | 21.05 | | | | | | 14.00 | 22.15 | 63.21 | | | | | | 19.75 | 56.10 |
| 1950 | 10 | 24.60 | 71.40 | 34.45 | | | | 15.90 | 26.00 | 61.15 | | | | | | 21.80 | 65.10 |
| 1951 | 18 | 24.50 | 70.56 | 34.72 | | | | 13.56 | 20.89 | 64.89 | | | | | | 20.47 | 62.56 |
| 1952 | 20 | 23.28 | | | | | | 15.33 | 23.48 | 65.28 | | | | | | 23.20 | 61.88 |
| 1953 | 26 | 25.56 | | | | | | 20.73 | 31.00 | 66.87 | | | | | | 20.40 | 71.85 |
| 1954 | 28 | 23.59 | | | | | | 20.36 | 29.27 | 69.55 | | | | | | 19.39 | 67.54 |
| 1955 | 28 | 25.50 | | | | | | 20.70 | 30.39 | 68.10 | | | | | | 17.75 | 71.73 |
| 1956 | 29 | 28.03 | | | | | | 20.95 | 31.33 | 66.87 | | | | | | 19.00 | 77.02 |
| 1957 | 27 | 25.89 | | | | | | 19.72 | 27.85 | 70.81 | | | | | | 17.80 | 71.50 |
| 1958 | 28 | 25.57 | | | | | | 18.38 | 26.34 | 69.76 | | | | | | 18.88 | 69.52 |
| 1959 | 27 | 27.37 | | | | | | 17.80 | 25.33 | 70.25 | | | | | | 18.26 | 72.54 |
| 1960 | 29 | 28.05 | | | | | | 17.53 | 25.34 | 69.18 | | | | | | 17.90 | 73.64 |
| 1961 | 28 | 28.98 | | | | | | 17.84 | 26.52 | 67.27 | | | | | | 18.71 | 75.80 |
| 1962 | 29 | 28.14 | | | | | | 17.05 | 24.52 | 69.55 | | | | | | 18.50 | 73.33 |
| 1963 | 29 | 27.62 | 65.41 | 42.22 | | | | 17.59 | 25.34 | 69.39 | 38.72 | | | | | 19.31 | 72.83 |
| 1964 | 29 | 29.71 | 69.52 | 42.73 | | | | 16.71 | 24.31 | 68.72 | 40.47 | | | | | 18.64 | 76.12 |
| 1965 | 27 | 31.72 | 70.57 | 44.95 | | | | 17.19 | 24.37 | 70.52 | 41.07 | | | | | 18.70 | 80.63 |
| 1966 | 26 | 30.42 | 70.35 | 43.25 | | | | 17.04 | 23.35 | 72.98 | 40.38 | | | | | 17.60 | 77.88 |
| 1967 | 27 | 26.20 | 61.28 | 42.76 | | | | 15.07 | 22.37 | 67.38 | 37.17 | | | | | 17.13 | 67.48 |
| 1968 | 27 | 29.81 | 67.59 | 44.11 | | | | 16.50 | 24.46 | 67.45 | 39.57 | | | | | 18.61 | 76.13 |
| 1969 | 29 | 27.60 | 63.19 | 43.68 | | | | 16.83 | 24.50 | 68.68 | 37.81 | | | | | 18.81 | 72.03 |
| 1970 | 29 | 34.24 | 76.26 | 44.90 | | | | 17.88 | 25.62 | 69.78 | 44.17 | | | | | 19.62 | 86.36 |
| 1971 | 29 | 30.12 | 68.81 | 43.77 | | | | 17.40 | 25.31 | 68.73 | 41.17 | | | | | 19.00 | 77.64 |
| 1972 | 29 | 29.03 | 65.69 | 44.20 | | | | 17.47 | 25.10 | 69.57 | 39.22 | | | | | 18.38 | 75.53 |
| 1973 | 29 | 33.38 | 71.10 | 46.94 | | | | 12.16 | 16.98 | 71.57 | 38.43 | | | | | 17.79 | 78.91 |
| 1974 | 29 | 31.86 | 69.60 | 45.78 | | | | 12.34 | 17.33 | 71.24 | 36.45 | | | | | 18.47 | 76.07 |

| Year | G | FG | FGA | FG% | 3FG | 3A | 3FG% | FT | FTA | FT% | REB | AST | TO | BLK | ST | PF | PTS |
|-------------------|----|-------|-------|-------|------|-------|-------|-------|-------|-------|-------|-------|-------|------|------|-------|-------|
| 1975 | 36 | 32.93 | 70.11 | 46.97 | | | | 14.68 | 21.72 | 67.58 | 38.47 | | | | | 21.26 | 80.54 |
| 1976 | 32 | 30.81 | 66.17 | 46.56 | | | | 13.80 | 20.38 | 67.71 | 36.88 | 13.06 | 17.88 | | | 20.50 | 75.42 |
| 1977 | 32 | 31.97 | 65.66 | 48.69 | | | | 15.00 | 20.17 | 74.36 | 33.47 | 14.75 | 16.17 | 2.89 | 6.47 | 19.48 | 78.94 |
| 1978 | 32 | 31.03 | 62.17 | 49.91 | | | | 13.70 | 19.52 | 70.22 | 31.75 | 15.52 | 15.63 | 2.83 | 6.66 | 19.70 | 75.77 |
| 1979 | 40 | 30.38 | 61.36 | 49.50 | | | | 14.91 | 21.23 | 70.26 | 32.26 | 14.41 | 15.56 | 2.54 | 6.31 | 20.40 | 75.66 |
| 1980 | 48 | 28.67 | 58.94 | 48.64 | | | | 15.86 | 22.46 | 70.64 | 32.68 | 14.17 | 16.32 | 2.71 | 5.91 | 20.88 | 73.20 |
| 1981 | 48 | 26.05 | 54.05 | 48.20 | | | | 14.25 | 19.94 | 71.47 | 28.86 | 13.03 | 13.55 | 2.16 | 5.84 | 19.25 | 66.35 |
| 1982 | 47 | 25.51 | 51.78 | 49.27 | | | | 14.52 | 20.88 | 69.54 | 27.32 | 12.06 | 14.18 | 2.63 | 5.78 | 19.71 | 65.54 |
| 1983 | 51 | 24.72 | 52.06 | 47.48 | | | | 13.21 | 19.56 | 67.52 | 29.02 | 13.37 | 13.07 | 3.06 | 5.80 | 18.96 | 62.64 |
| 1984 | 52 | 26.38 | 54.18 | 48.70 | | | | 13.61 | 19.87 | 68.49 | 30.44 | 14.97 | 13.48 | 2.68 | 6.02 | 19.23 | 66.39 |
| 1985 | 63 | 25.03 | 52.93 | 47.29 | | | | 13.63 | 19.69 | 69.21 | 29.43 | 13.73 | 13.07 | 2.73 | 6.09 | 18.56 | 63.69 |
| 1986 | 63 | 28.63 | 59.40 | 48.19 | | | | 14.24 | 20.37 | 69.91 | 31.89 | 14.58 | 13.06 | 2.40 | 5.58 | 18.98 | 71.49 |
| 1987 | 63 | 28.75 | 58.90 | 48.82 | 4.71 | 11.67 | 40.38 | 15.07 | 21.14 | 71.28 | 30.90 | 15.85 | 14.17 | 2.49 | 6.62 | 19.71 | 77.29 |
| 1988 | 63 | 28.75 | 60.24 | 47.72 | 5.02 | 13.58 | 36.94 | 14.81 | 20.90 | 70.87 | 31.61 | 16.36 | 13.94 | 2.43 | 6.37 | 18.76 | 77.32 |
| 1989 | 63 | 29.76 | 62.16 | 47.88 | 5.02 | 13.48 | 37.28 | 14.69 | 21.10 | 69.64 | 32.83 | 15.70 | 13.75 | 2.96 | 6.00 | 19.44 | 79.24 |
| 1990 | 63 | 28.05 | 62.21 | 45.09 | 5.16 | 15.03 | 34.32 | 14.51 | 20.65 | 70.25 | 34.71 | 15.14 | 14.76 | 2.98 | 7.10 | 19.28 | 75.76 |
| 1991 | 63 | 27.17 | 59.17 | 45.91 | 5.25 | 14.17 | 37.09 | 14.36 | 20.58 | 69.76 | 32.32 | 15.54 | 14.38 | 3.49 | 6.60 | 18.39 | 73.94 |
| 1992 | 63 | 27.04 | 59.25 | 45.63 | 5.39 | 15.42 | 34.95 | 15.52 | 21.29 | 72.89 | 35.20 | 15.45 | 14.48 | 3.24 | 6.83 | 18.94 | 74.98 |
| 1993 | 63 | 27.33 | 59.90 | 45.61 | 5.76 | 16.44 | 35.04 | 13.90 | 19.72 | 70.46 | 35.63 | 14.82 | 14.40 | 3.03 | 7.41 | 18.10 | 74.31 |
| 1994 | 64 | 25.85 | 60.12 | 43.00 | 6.31 | 18.46 | 34.19 | 14.54 | 20.95 | 69.41 | 37.52 | 14.62 | 14.70 | 3.27 | 7.62 | 18.49 | 72.55 |
| 1995 | 64 | 26.04 | 60.42 | 43.10 | 6.32 | 19.11 | 33.07 | 13.89 | 20.39 | 68.12 | 37.77 | 13.95 | 14.25 | 3.38 | 6.99 | 18.58 | 72.29 |
| 1996 | 63 | 25.65 | 59.19 | 43.34 | 6.44 | 18.41 | 35.00 | 13.00 | 19.14 | 67.91 | 36.67 | 15.01 | 14.52 | 3.34 | 7.52 | 17.69 | 70.75 |
| 1997 | 63 | 25.27 | 58.73 | 43.03 | 5.91 | 18.11 | 32.65 | 15.24 | 21.74 | 70.10 | 36.68 | 13.67 | 14.00 | 3.14 | 6.78 | 19.44 | 71.69 |
| 1998 | 63 | 26.25 | 60.05 | 43.72 | 6.14 | 18.21 | 33.74 | 13.58 | 19.21 | 70.70 | 36.63 | 14.37 | 13.68 | 3.39 | 7.01 | 17.35 | 72.23 |
| 1999 | 63 | 23.85 | 56.94 | 41.89 | 6.46 | 18.75 | 34.45 | 13.74 | 19.83 | 69.30 | 36.16 | 13.33 | 14.68 | 3.29 | 7.44 | 17.85 | 67.90 |
| 2000 | 63 | 24.22 | 57.24 | 42.32 | 6.38 | 19.13 | 33.35 | 12.62 | 18.45 | 68.39 | 36.08 | 13.54 | 13.91 | 3.37 | 6.51 | 17.59 | 67.44 |
| 2001 | 64 | 25.22 | 58.16 | 43.36 | 5.96 | 18.56 | 32.11 | 14.46 | 20.35 | 71.06 | 35.92 | 12.92 | 13.99 | 3.80 | 7.08 | 18.80 | 70.86 |
| 2002 | 64 | 25.86 | 59.16 | 43.71 | 6.63 | 18.52 | 35.77 | 15.45 | 21.29 | 72.55 | 36.51 | 14.59 | 13.48 | 3.56 | 6.77 | 19.27 | 73.79 |
| 2003 | 64 | 25.54 | 58.41 | 43.73 | 6.58 | 18.13 | 36.29 | 13.40 | 19.01 | 70.49 | 35.22 | 13.41 | 13.34 | 3.59 | 6.54 | 18.19 | 71.05 |
| 2004 | 64 | 24.52 | 56.43 | 43.44 | 6.55 | 18.98 | 34.53 | 14.30 | 20.03 | 71.37 | 34.66 | 13.58 | 12.64 | 2.81 | 6.48 | 18.28 | 69.88 |
| 2005 | 64 | 24.91 | 56.58 | 44.02 | 6.64 | 18.88 | 35.18 | 14.02 | 19.72 | 71.08 | 34.58 | 13.68 | 13.38 | 2.91 | 6.91 | 18.11 | 70.47 |
| 2006 | 64 | 23.98 | 55.66 | 43.09 | 6.39 | 18.95 | 33.72 | 13.83 | 19.13 | 72.27 | 34.53 | 13.16 | 12.63 | 3.70 | 6.43 | 17.51 | 68.19 |
| 2007 | 64 | 24.23 | 55.82 | 43.40 | 6.73 | 19.20 | 35.08 | 14.45 | 20.20 | 71.54 | 34.40 | 12.71 | 12.38 | 3.39 | 6.06 | 18.57 | 69.64 |
| 2008 | 64 | 24.95 | 56.42 | 44.21 | 6.59 | 18.99 | 34.72 | 13.78 | 19.72 | 69.89 | 34.73 | 13.05 | 12.66 | 3.46 | 6.35 | 18.33 | 70.27 |
| 2009 | 64 | 25.18 | 58.16 | 43.29 | 6.21 | 18.76 | 33.11 | 14.23 | 19.98 | 71.22 | 35.63 | 13.64 | 12.43 | 3.46 | 6.38 | 18.18 | 70.80 |
| 2010 | 64 | 24.10 | 56.35 | 42.77 | 6.53 | 19.04 | 34.30 | 13.95 | 20.06 | 69.51 | 35.05 | 12.83 | 11.99 | 3.55 | 6.51 | 18.08 | 68.68 |
| 2011 | 67 | 23.93 | 55.64 | 43.00 | 6.57 | 19.08 | 34.42 | 13.13 | 18.16 | 72.34 | 34.40 | 13.17 | 11.36 | 3.23 | 5.75 | 17.09 | 67.55 |
| 2012 | 67 | 23.72 | 55.55 | 42.71 | 5.95 | 18.00 | 33.04 | 13.07 | 18.51 | 70.58 | 34.60 | 12.05 | 11.81 | 3.90 | 5.94 | 16.91 | 65.72 |
| 2013 | 67 | 23.10 | 54.57 | 42.34 | 6.01 | 18.14 | 33.11 | 13.56 | 19.07 | 71.12 | 34.14 | 11.89 | 12.00 | 3.56 | 6.28 | 17.05 | 65.78 |
| 2014 | 67 | 24.07 | 54.41 | 44.23 | 5.83 | 17.36 | 33.58 | 14.43 | 19.83 | 72.76 | 32.99 | 12.23 | 10.31 | 3.30 | 5.43 | 17.26 | 68.39 |
| 2015 | 67 | 23.97 | 55.14 | 43.47 | 6.28 | 17.72 | 35.46 | 13.55 | 18.69 | 72.52 | 33.63 | 11.68 | 10.41 | 3.29 | 5.50 | 17.17 | 67.77 |
| 2016 | 67 | 25.66 | 57.24 | 44.82 | 6.85 | 20.01 | 34.24 | 13.69 | 18.84 | 72.63 | 34.39 | 12.46 | 11.33 | 3.65 | 6.03 | 17.97 | 71.85 |
| 2017 | 67 | 26.31 | 58.10 | 45.27 | 7.15 | 20.61 | 34.69 | 14.22 | 19.41 | 73.24 | 34.27 | 13.29 | 10.99 | 3.60 | 5.58 | 17.83 | 73.98 |
| 2018 | 67 | 24.04 | 58.00 | 43.17 | 7.27 | 22.19 | 32.76 | 13.23 | 18.80 | 70.37 | 35.53 | 12.54 | 11.72 | 3.25 | 5.75 | 18.00 | 70.59 |
| 2019 | 67 | 24.96 | 57.66 | 43.28 | 8.08 | 23.57 | 34.28 | 12.11 | 16.59 | 72.99 | 34.88 | 12.13 | 11.14 | 3.73 | 5.73 | 16.13 | 70.12 |
| [^] 2020 | | | | | | | | | | | | | | | | | |
| 2021 | 66 | 24.80 | 57.57 | 43.08 | 7.13 | 21.15 | 33.73 | 11.38 | 15.75 | 72.27 | 33.56 | 13.55 | 10.89 | 3.75 | 5.25 | 15.72 | 68.11 |
| 2022 | 67 | 24.69 | 58.80 | 42.00 | 6.68 | 21.01 | 31.78 | 12.81 | 17.57 | 72.87 | 36.05 | 13.33 | 11.14 | 3.75 | 5.88 | 16.54 | 68.87 |
| 2023 | 67 | 25.18 | 58.65 | 42.93 | 6.74 | 20.99 | 32.10 | 12.43 | 17.01 | 73.06 | 35.58 | 12.71 | 10.65 | 3.35 | 5.66 | 16.27 | 69.52 |

[^]2020 championship canceled due to COVID-19 pandemic

BY THE NUMBERS

(Year-by-year numbers: AA, Teams in Division I men's basketball. BB, Number of automatic qualifiers for the NCAA tournament. CC, Teams entered into the NCAA tournament. DD, Tournament games played. EE, Overtime tournament games. FF, One-point wins in tournament play. GG, Two-point wins in tournament play. HH, Three-point wins in tournament play. JJ, Close games [overtime games plus any regulation games won by three points or fewer]. KK, number of times 100 points scored in a game.)

| Year | AA | BB | CC | DD | EE | FF | GG | HH | JJ | KK |
|------|-----|----|----|----|----|----|----|----|----|----|
| 1939 | | | 8 | 8 | 0 | 0 | 1 | 0 | 1 | 0 |
| 1940 | | | 8 | 8 | 1 | 2 | 0 | 0 | 3 | 0 |
| 1941 | | | 8 | 9 | 0 | 3 | 0 | 0 | 3 | 0 |
| 1942 | | | 8 | 9 | 0 | 0 | 3 | 0 | 3 | 0 |
| 1943 | | | 8 | 9 | 0 | 0 | 1 | 1 | 2 | 0 |
| 1944 | | | 8 | 9 | 1 | 0 | 1 | 0 | 1 | 0 |
| 1945 | | | 8 | 9 | 1 | 0 | 0 | 2 | 3 | 0 |
| 1946 | | | 8 | 10 | 1 | 0 | 0 | 2 | 2 | 0 |
| 1947 | | | 8 | 10 | 0 | 2 | 2 | 0 | 4 | 0 |
| 1948 | 160 | | 8 | 10 | 0 | 0 | 1 | 0 | 1 | 0 |
| 1949 | 148 | | 8 | 10 | 0 | 1 | 0 | 0 | 1 | 0 |
| 1950 | 145 | | 8 | 10 | 0 | 2 | 1 | 1 | 4 | 0 |
| 1951 | 153 | 10 | 16 | 18 | 0 | 0 | 2 | 0 | 2 | 0 |
| 1952 | 156 | 10 | 16 | 20 | 0 | 0 | 2 | 2 | 4 | 0 |
| 1953 | 158 | 14 | 22 | 26 | 0 | 1 | 3 | 0 | 4 | 0 |
| 1954 | 160 | 15 | 24 | 28 | 3 | 2 | 5 | 0 | 7 | 0 |
| 1955 | 162 | 15 | 24 | 28 | 0 | 3 | 2 | 1 | 6 | 1 |
| 1956 | 166 | 17 | 25 | 29 | 2 | 2 | 4 | 0 | 6 | 1 |
| 1957 | 167 | 16 | 23 | 27 | 2 | 3 | 1 | 0 | 5 | 0 |
| 1958 | 173 | 16 | 24 | 28 | 2 | 1 | 1 | 1 | 4 | 0 |
| 1959 | 174 | 16 | 23 | 27 | 0 | 3 | 1 | 1 | 5 | 1 |
| 1960 | 175 | 14 | 25 | 29 | 1 | 1 | 1 | 1 | 3 | 3 |
| 1961 | 173 | 15 | 24 | 28 | 2 | 1 | 4 | 0 | 7 | 2 |
| 1962 | 178 | 15 | 25 | 29 | 4 | 2 | 5 | 1 | 11 | 0 |
| 1963 | 178 | 15 | 25 | 29 | 3 | 2 | 1 | 2 | 6 | 1 |
| 1964 | 179 | 15 | 25 | 29 | 0 | 0 | 3 | 0 | 3 | 4 |
| 1965 | 182 | 15 | 23 | 27 | 2 | 2 | 4 | 0 | 8 | 8 |
| 1966 | 182 | 14 | 22 | 26 | 2 | 2 | 3 | 1 | 6 | 2 |
| 1967 | 185 | 15 | 23 | 27 | 3 | 3 | 4 | 0 | 9 | 1 |
| 1968 | 189 | 14 | 23 | 27 | 1 | 2 | 1 | 0 | 3 | 4 |
| 1969 | 193 | 15 | 25 | 29 | 2 | 2 | 5 | 3 | 11 | 1 |
| 1970 | 196 | 15 | 25 | 29 | 0 | 2 | 0 | 1 | 3 | 13 |
| 1971 | 203 | 15 | 25 | 29 | 3 | 2 | 4 | 4 | 11 | 6 |
| 1972 | 210 | 16 | 25 | 29 | 1 | 0 | 2 | 0 | 3 | 4 |
| 1973 | 216 | 16 | 25 | 29 | 1 | 3 | 1 | 1 | 6 | 5 |
| 1974 | 233 | 16 | 25 | 29 | 4 | 1 | 1 | 5 | 9 | 5 |
| 1975 | 235 | 20 | 32 | 36 | 6 | 2 | 3 | 3 | 13 | 2 |
| 1976 | 235 | 21 | 32 | 32 | 4 | 3 | 2 | 0 | 8 | 4 |
| 1977 | 245 | 21 | 32 | 32 | 2 | 3 | 2 | 1 | 8 | 3 |
| 1978 | 254 | 21 | 32 | 32 | 4 | 5 | 2 | 4 | 12 | 2 |
| 1979 | 257 | 23 | 40 | 40 | 3 | 1 | 6 | 3 | 11 | 1 |
| 1980 | 261 | 23 | 48 | 48 | 5 | 3 | 2 | 4 | 12 | 0 |
| 1981 | 264 | 26 | 48 | 48 | 2 | 6 | 3 | 5 | 14 | 1 |
| 1982 | 273 | 28 | 48 | 47 | 3 | 7 | 3 | 2 | 14 | 1 |
| 1983 | 274 | 28 | 52 | 51 | 2 | 5 | 7 | 4 | 17 | 0 |
| 1984 | 276 | 29 | 53 | 52 | 3 | 7 | 9 | 2 | 18 | 1 |
| 1985 | 282 | 29 | 64 | 63 | 3 | 5 | 9 | 5 | 19 | 0 |
| 1986 | 283 | 29 | 64 | 63 | 5 | 2 | 7 | 2 | 15 | 1 |
| 1987 | 290 | 28 | 64 | 63 | 5 | 6 | 4 | 5 | 17 | 7 |
| 1988 | 290 | 30 | 64 | 63 | 2 | 1 | 0 | 9 | 12 | 10 |
| 1989 | 293 | 30 | 64 | 63 | 3 | 4 | 3 | 4 | 13 | 9 |
| 1990 | 292 | 30 | 64 | 63 | 5 | 7 | 10 | 6 | 24 | 9 |
| 1991 | 295 | 29 | 64 | 63 | 4 | 1 | 3 | 5 | 11 | 4 |
| 1992 | 298 | 30 | 64 | 63 | 4 | 2 | 4 | 2 | 11 | 7 |
| 1993 | 298 | 30 | 64 | 63 | 4 | 0 | 3 | 6 | 10 | 4 |
| 1994 | 301 | 30 | 64 | 63 | 3 | 0 | 2 | 3 | 8 | 5 |
| 1995 | 302 | 29 | 64 | 63 | 7 | 3 | 4 | 2 | 14 | 3 |
| 1996 | 305 | 30 | 64 | 63 | 2 | 2 | 5 | 3 | 10 | 3 |
| 1997 | 305 | 30 | 64 | 63 | 7 | 4 | 0 | 4 | 14 | 2 |
| 1998 | 306 | 30 | 64 | 63 | 5 | 7 | 4 | 5 | 19 | 1 |
| 1999 | 310 | 30 | 64 | 63 | 3 | 3 | 3 | 3 | 12 | 1 |

| Year | AA | BB | CC | DD | EE | FF | GG | HH | JJ | KK |
|---------------|-----|----|--------------|--------------|------------|------------|------------|------------|------------|------------|
| 2000 | 318 | 29 | 64 | 63 | 5 | 3 | 3 | 3 | 11 | 1 |
| 2001 | 318 | 31 | 65 | 64 | 2 | 3 | 4 | 4 | 12 | 1 |
| 2002 | 321 | 31 | 65 | 64 | 4 | 2 | 3 | 1 | 9 | 3 |
| 2003 | 325 | 31 | 65 | 64 | 5 | 6 | 5 | 5 | 18 | 2 |
| 2004 | 326 | 31 | 65 | 64 | 2 | 4 | 5 | 7 | 18 | 3 |
| 2005 | 326 | 31 | 65 | 64 | 5 | 4 | 2 | 2 | 11 | 2 |
| 2006 | 326 | 31 | 65 | 64 | 6 | 3 | 3 | 4 | 13 | 0 |
| 2007 | 325 | 31 | 65 | 64 | 5 | 3 | 4 | 4 | 16 | 3 |
| 2008 | 328 | 31 | 65 | 64 | 6 | 3 | 3 | 2 | 11 | 3 |
| 2009 | 330 | 31 | 65 | 64 | 2 | 2 | 6 | 1 | 9 | 4 |
| 2010 | 334 | 31 | 65 | 64 | 5 | 4 | 7 | 6 | 19 | 2 |
| 2011 | 335 | 31 | 68 | 67 | 5 | 5 | 8 | 4 | 20 | 1 |
| 2012 | 338 | 31 | 68 | 67 | 1 | 3 | 3 | 8 | 15 | 1 |
| 2013 | 345 | 31 | 68 | 67 | 1 | 2 | 5 | 3 | 10 | 0 |
| 2014 | 345 | 32 | 68 | 67 | 7 | 3 | 8 | 3 | 18 | 0 |
| 2015 | 345 | 32 | 68 | 67 | 3 | 6 | 3 | 5 | 14 | 0 |
| 2016 | 346 | 32 | 68 | 67 | 3 | 2 | 3 | 4 | 10 | 2 |
| 2017 | 347 | 32 | 68 | 67 | 1 | 6 | 4 | 4 | 14 | 3 |
| 2018 | 351 | 32 | 68 | 67 | 3 | 3 | 4 | 4 | 14 | 1 |
| 2019 | 353 | 32 | 68 | 67 | 5 | 4 | 3 | 1 | 13 | 0 |
| ^2020 | | | | | | | | | | |
| 2021 | 357 | 31 | 68 | 66 | 6 | 4 | 3 | 5 | 16 | 0 |
| 2022 | 358 | 32 | 68 | 67 | 6 | 2 | 2 | 3 | 11 | 0 |
| 2023 | 363 | 32 | 68 | 67 | 1 | 6 | 2 | 4 | 13 | 0 |
| Totals | | | 3,565 | 3,636 | 229 | 222 | 265 | 207 | 823 | 175 |

^2020 championship canceled due to COVID-19 pandemic

CONFERENCE WON-LOST RECORDS

USING CURRENT CONFERENCE MEMBERSHIP

NOTE: This chart is based on on-the-court records that are not affected by later action such as vacating.

| Conference | Teams | App. | Won | Lost | Pct. | CH | 2d | 3d | 4th | FF | RR |
|-------------------|------------|--------------|--------------|--------------|-------------|-----------|-----------|------------|-----------|------------|------------|
| America East | 5 | 18 | 4 | 18 | .182 | 0 | 0 | 0 | 0 | 0 | 0 |
| American Athletic | 11 | 175 | 198 | 182 | .521 | 2 | 5 | 10 | 3 | 20 | 16 |
| Atlantic 10 | 15 | 166 | 144 | 173 | .454 | 2 | 2 | 6 | 1 | 11 | 12 |
| Atlantic Coast | 15 | 412 | 664 | 409 | .619 | 18 | 16 | 27 | 6 | 67 | 49 |
| Atlantic Sun | 9 | 33 | 10 | 34 | .227 | 0 | 1 | 0 | 0 | 1 | 0 |
| Big 12 | 10 | 279 | 378 | 285 | .570 | 7 | 13 | 14 | 7 | 41 | 39 |
| Big East | 11 | 300 | 378 | 301 | .557 | 10 | 9 | 10 | 1 | 30 | 35 |
| Big Sky | 9 | 56 | 17 | 60 | .221 | 0 | 0 | 0 | 0 | 0 | 1 |
| Big South | 7 | 23 | 4 | 23 | .148 | 0 | 0 | 0 | 0 | 0 | 0 |
| Big Ten | 14 | 336 | 497 | 332 | .600 | 11 | 16 | 25 | 4 | 56 | 32 |
| Big West | 9 | 32 | 14 | 33 | .298 | 0 | 0 | 0 | 0 | 0 | 3 |
| Coastal | 11 | 59 | 10 | 59 | .145 | 0 | 0 | 0 | 0 | 0 | 0 |
| Conference USA | 11 | 96 | 66 | 98 | .402 | 1 | 0 | 2 | 1 | 4 | 4 |
| Horizon | 9 | 37 | 14 | 37 | .275 | 0 | 0 | 0 | 0 | 0 | 0 |
| Ivy | 8 | 78 | 45 | 88 | .338 | 0 | 2 | 1 | 1 | 4 | 9 |
| Metro Atlantic | 10 | 55 | 21 | 57 | .269 | 0 | 0 | 0 | 0 | 0 | 3 |
| Mid-American | 12 | 77 | 33 | 81 | .289 | 0 | 0 | 0 | 0 | 0 | 2 |
| Mid-Eastern | 7 | 22 | 3 | 22 | .120 | 0 | 0 | 0 | 0 | 0 | 0 |
| Missouri Valley | 12 | 92 | 48 | 92 | .343 | 0 | 3 | 1 | 0 | 4 | 3 |
| Mountain West | 11 | 132 | 79 | 140 | .361 | 2 | 1 | 3 | 0 | 6 | 9 |
| Northeast | 5 | 19 | 3 | 19 | .136 | 0 | 0 | 0 | 0 | 0 | 0 |
| Ohio Valley | 6 | 21 | 8 | 22 | .267 | 0 | 0 | 0 | 0 | 0 | 0 |
| Pac-12 | 12 | 265 | 363 | 267 | .576 | 16 | 6 | 13 | 7 | 42 | 37 |
| Patriot | 9 | 59 | 21 | 61 | .256 | 1 | 0 | 1 | 0 | 2 | 5 |
| Southeastern | 14 | 305 | 403 | 304 | .570 | 11 | 6 | 17 | 2 | 36 | 43 |
| Southern | 9 | 47 | 12 | 49 | .197 | 0 | 0 | 0 | 0 | 0 | 1 |
| Southland | 8 | 23 | 9 | 23 | .281 | 0 | 0 | 0 | 0 | 0 | 0 |
| Southwestern | 10 | 45 | 9 | 45 | .167 | 0 | 0 | 0 | 0 | 0 | 0 |
| Summit | 4 | 18 | 6 | 18 | .250 | 0 | 0 | 0 | 0 | 0 | 1 |
| Sun Belt | 14 | 73 | 15 | 74 | .169 | 0 | 0 | 0 | 0 | 0 | 0 |
| West Coast | 10 | 128 | 113 | 133 | .459 | 2 | 2 | 1 | 1 | 6 | 19 |
| Western Athletic | 8 | 50 | 24 | 54 | .308 | 0 | 1 | 1 | 0 | 2 | 0 |
| Independent | 2 | 1 | 0 | 1 | .000 | 0 | 0 | 0 | 0 | 0 | 0 |
| Others | 14 | 33 | 23 | 42 | .354 | 1 | 1 | 0 | 2 | 4 | 7 |
| Totals | 331 | 3,565 | 3,636 | 3,636 | .500 | 84 | 84 | 132 | 36 | 336 | 330 |

Notes: Third-place games were played from 1946 through 1981. Results from the other years are treated as third-place ties. The "Teams" column represents the number of teams in that conference that have appeared in the NCAA tournament. The 2020 championship was canceled due to the COVID-19 pandemic. App.-Appearances; Pct.-Winning percentage; CH-Champion; 2d-Second place; 3d-Third place; 4th-Fourth place; FF-Final Four appearances; RR-Regional Runner-up.

CURRENT CONFERENCE BREAKDOWN

AMERICA EAST

| Team | App. | Won | Lost | Pct. | CH | 2d | 3d | 4th | FF | RR |
|---------------|-----------|----------|-----------|-------------|----------|----------|----------|----------|----------|----------|
| Albany (NY) | 5 | 1 | 5 | .167 | 0 | 0 | 0 | 0 | 0 | 0 |
| Binghamton | 1 | 0 | 1 | .000 | 0 | 0 | 0 | 0 | 0 | 0 |
| Bryant | 1 | 0 | 1 | .000 | 0 | 0 | 0 | 0 | 0 | 0 |
| Maine | 0 | 0 | 0 | .000 | 0 | 0 | 0 | 0 | 0 | 0 |
| New Hampshire | 0 | 0 | 0 | .000 | 0 | 0 | 0 | 0 | 0 | 0 |
| NJIT | 0 | 0 | 0 | .000 | 0 | 0 | 0 | 0 | 0 | 0 |
| UMass Lowell | 0 | 0 | 0 | .000 | 0 | 0 | 0 | 0 | 0 | 0 |
| UMBC | 2 | 1 | 2 | .333 | 0 | 0 | 0 | 0 | 0 | 0 |
| Vermont | 9 | 2 | 9 | .182 | 0 | 0 | 0 | 0 | 0 | 0 |
| Totals | 18 | 4 | 18 | .182 | 0 | 0 | 0 | 0 | 0 | 0 |

AMERICAN ATHLETIC

| Team | App. | Won | Lost | Pct. | CH | 2d | 3d | 4th | FF | RR |
|---------------|------------|------------|------------|-------------|----------|----------|-----------|----------|-----------|-----------|
| Cincinnati | 33 | 46 | 32 | .590 | 2 | 1 | 3 | 0 | 6 | 2 |
| East Carolina | 2 | 0 | 2 | .000 | 0 | 0 | 0 | 0 | 0 | 0 |
| Houston | 24 | 38 | 29 | .567 | 0 | 2 | 3 | 1 | 6 | 1 |
| Memphis* | 28 | 35 | 28 | .556 | 0 | 2 | 1 | 0 | 3 | 3 |
| SMU | 12 | 10 | 14 | .417 | 0 | 0 | 0 | 1 | 1 | 1 |
| South Fla. | 3 | 2 | 3 | .400 | 0 | 0 | 0 | 0 | 0 | 0 |
| Temple | 33 | 33 | 33 | .500 | 0 | 0 | 2 | 0 | 2 | 6 |
| Tulane | 3 | 3 | 3 | .500 | 0 | 0 | 0 | 0 | 0 | 0 |
| Tulsa | 16 | 12 | 16 | .429 | 0 | 0 | 0 | 0 | 0 | 1 |
| UCF | 5 | 1 | 5 | .167 | 0 | 0 | 0 | 0 | 0 | 0 |
| Wichita St. | 16 | 18 | 17 | .514 | 0 | 0 | 1 | 1 | 2 | 2 |
| Totals | 175 | 198 | 182 | .521 | 2 | 5 | 10 | 3 | 20 | 16 |

ATLANTIC COAST

| Team | App. | Won | Lost | Pct. | CH | 2d | 3d | 4th | FF | RR |
|----------------|------------|------------|------------|-------------|-----------|-----------|-----------|----------|-----------|-----------|
| Boston College | 18 | 22 | 19 | .537 | 0 | 0 | 0 | 0 | 0 | 0 |
| Clemson* | 13 | 11 | 13 | .458 | 0 | 0 | 0 | 0 | 0 | 1 |
| Duke | 45 | 119 | 40 | .748 | 5 | 6 | 6 | 0 | 17 | 6 |
| Florida St. | 18 | 23 | 18 | .561 | 0 | 1 | 0 | 0 | 1 | 2 |
| Georgia Tech | 17 | 23 | 17 | .575 | 0 | 1 | 1 | 0 | 2 | 2 |
| Louisville* | 43 | 76 | 44 | .633 | 3 | 0 | 5 | 2 | 10 | 4 |
| Miami (FL) | 12 | 15 | 12 | .556 | 0 | 0 | 1 | 0 | 1 | 1 |
| NC State* | 28 | 37 | 27 | .578 | 2 | 0 | 1 | 0 | 3 | 3 |
| North Carolina | 52 | 131 | 49 | .728 | 6 | 6 | 7 | 2 | 21 | 8 |
| Notre Dame | 37 | 40 | 41 | .494 | 0 | 0 | 0 | 1 | 1 | 6 |
| Pittsburgh | 27 | 26 | 28 | .481 | 0 | 0 | 1 | 0 | 1 | 2 |
| Syracuse* | 41 | 70 | 41 | .631 | 1 | 2 | 2 | 1 | 6 | 4 |
| Virginia | 25 | 35 | 24 | .593 | 1 | 0 | 2 | 0 | 3 | 4 |
| Virginia Tech | 13 | 8 | 13 | .381 | 0 | 0 | 0 | 0 | 0 | 1 |
| Wake Forest | 23 | 28 | 23 | .549 | 0 | 0 | 1 | 0 | 1 | 5 |
| Totals | 412 | 664 | 409 | .619 | 18 | 16 | 27 | 6 | 67 | 49 |

ATLANTIC SUN

| Team | App. | Won | Lost | Pct. | CH | 2d | 3d | 4th | FF | RR |
|------------------|-----------|-----------|-----------|-------------|----------|----------|----------|----------|----------|----------|
| Austin Peay* | 7 | 2 | 8 | .200 | 0 | 0 | 0 | 0 | 0 | 0 |
| Bellarmine | 0 | 0 | 0 | .000 | 0 | 0 | 0 | 0 | 0 | 0 |
| Central Ark. | 0 | 0 | 0 | .000 | 0 | 0 | 0 | 0 | 0 | 0 |
| Eastern Ky. | 8 | 0 | 8 | .000 | 0 | 0 | 0 | 0 | 0 | 0 |
| FGCU | 3 | 3 | 3 | .500 | 0 | 0 | 0 | 0 | 0 | 0 |
| Jacksonville | 5 | 4 | 5 | .444 | 0 | 1 | 0 | 0 | 1 | 0 |
| Jacksonville St. | 2 | 0 | 2 | .000 | 0 | 0 | 0 | 0 | 0 | 0 |
| Kennesaw St. | 1 | 0 | 1 | .000 | 0 | 0 | 0 | 0 | 0 | 0 |
| Liberty | 5 | 1 | 5 | .167 | 0 | 0 | 0 | 0 | 0 | 0 |
| Lipscomb | 1 | 0 | 1 | .000 | 0 | 0 | 0 | 0 | 0 | 0 |
| North Ala. | 0 | 0 | 0 | .000 | 0 | 0 | 0 | 0 | 0 | 0 |
| North Florida | 1 | 0 | 1 | .000 | 0 | 0 | 0 | 0 | 0 | 0 |
| Stetson | 0 | 0 | 0 | .000 | 0 | 0 | 0 | 0 | 0 | 0 |
| Totals | 33 | 10 | 34 | .227 | 0 | 1 | 0 | 0 | 1 | 0 |

ATLANTIC 10

| Team | App. | Won | Lost | Pct. | CH | 2d | 3d | 4th | FF | RR |
|-------------------|------------|------------|------------|-------------|----------|----------|----------|----------|-----------|-----------|
| Davidson | 15 | 8 | 16 | .333 | 0 | 0 | 0 | 0 | 0 | 3 |
| Dayton | 18 | 19 | 20 | .487 | 0 | 1 | 0 | 0 | 1 | 2 |
| Duquesne | 5 | 4 | 5 | .444 | 0 | 0 | 1 | 0 | 1 | 1 |
| Fordham | 4 | 2 | 4 | .333 | 0 | 0 | 0 | 0 | 0 | 0 |
| George Mason | 6 | 5 | 6 | .455 | 0 | 0 | 1 | 0 | 1 | 0 |
| George Washington | 11 | 4 | 11 | .267 | 0 | 0 | 0 | 0 | 0 | 0 |
| La Salle | 12 | 14 | 11 | .560 | 1 | 1 | 0 | 0 | 2 | 0 |
| Loyola Chicago | 8 | 15 | 7 | .682 | 1 | 0 | 1 | 0 | 2 | 0 |
| Massachusetts* | 9 | 11 | 9 | .550 | 0 | 0 | 1 | 0 | 1 | 1 |
| Rhode Island | 10 | 8 | 10 | .444 | 0 | 0 | 0 | 0 | 0 | 1 |
| Richmond | 10 | 9 | 10 | .474 | 0 | 0 | 0 | 0 | 0 | 0 |
| Saint Joseph's* | 21 | 19 | 25 | .432 | 0 | 0 | 1 | 0 | 1 | 3 |
| Saint Louis | 10 | 6 | 11 | .353 | 0 | 0 | 0 | 0 | 0 | 1 |
| St. Bonaventure | 8 | 7 | 10 | .412 | 0 | 0 | 0 | 1 | 1 | 0 |
| VCU | 19 | 13 | 18 | .419 | 0 | 0 | 1 | 0 | 1 | 0 |
| Totals | 166 | 144 | 173 | .454 | 2 | 2 | 6 | 1 | 11 | 12 |

BIG EAST

| Team | App. | Won | Lost | Pct. | CH | 2d | 3d | 4th | FF | RR |
|------------------|------------|------------|------------|-------------|-----------|----------|-----------|----------|-----------|-----------|
| Butler | 16 | 24 | 16 | .600 | 0 | 2 | 0 | 0 | 2 | 0 |
| Creighton | 24 | 18 | 25 | .419 | 0 | 0 | 0 | 0 | 0 | 2 |
| DePaul* | 22 | 21 | 25 | .457 | 0 | 0 | 2 | 0 | 2 | 1 |
| Georgetown | 31 | 47 | 30 | .610 | 1 | 3 | 1 | 0 | 5 | 4 |
| Marquette | 35 | 42 | 36 | .538 | 1 | 1 | 1 | 0 | 3 | 4 |
| Providence | 22 | 17 | 23 | .425 | 0 | 0 | 1 | 1 | 2 | 2 |
| Seton Hall | 14 | 16 | 14 | .533 | 0 | 1 | 0 | 0 | 1 | 1 |
| St. John's (NY)* | 30 | 27 | 32 | .458 | 0 | 1 | 1 | 0 | 2 | 4 |
| Uconn* | 36 | 65 | 32 | .670 | 5 | 0 | 1 | 0 | 6 | 6 |
| Villanova* | 41 | 71 | 39 | .645 | 3 | 1 | 3 | 0 | 7 | 8 |
| Xavier | 29 | 30 | 29 | .508 | 0 | 0 | 0 | 0 | 0 | 3 |
| Totals | 300 | 378 | 301 | .557 | 10 | 9 | 10 | 1 | 30 | 35 |

BIG SKY

| Team | App. | Won | Lost | Pct. | CH | 2d | 3d | 4th | FF | RR |
|-----------------|-----------|-----------|-----------|-------------|----------|----------|----------|----------|----------|----------|
| Eastern Wash. | 3 | 0 | 3 | .000 | 0 | 0 | 0 | 0 | 0 | 0 |
| Idaho | 4 | 1 | 4 | .200 | 0 | 0 | 0 | 0 | 0 | 0 |
| Idaho St. | 11 | 8 | 13 | .381 | 0 | 0 | 0 | 0 | 0 | 1 |
| Montana | 12 | 2 | 13 | .133 | 0 | 0 | 0 | 0 | 0 | 0 |
| Montana St. | 5 | 0 | 5 | .000 | 0 | 0 | 0 | 0 | 0 | 0 |
| Northern Ariz. | 2 | 0 | 2 | .000 | 0 | 0 | 0 | 0 | 0 | 0 |
| Northern Colo.* | 1 | 0 | 1 | .000 | 0 | 0 | 0 | 0 | 0 | 0 |
| Portland St. | 2 | 0 | 2 | .000 | 0 | 0 | 0 | 0 | 0 | 0 |
| Sacramento St. | 0 | 0 | 0 | .000 | 0 | 0 | 0 | 0 | 0 | 0 |
| Weber St. | 16 | 6 | 17 | .261 | 0 | 0 | 0 | 0 | 0 | 0 |
| Totals | 56 | 17 | 60 | .221 | 0 | 0 | 0 | 0 | 0 | 1 |

BIG SOUTH

| Team | App. | Won | Lost | Pct. | CH | 2d | 3d | 4th | FF | RR |
|----------------|-----------|----------|-----------|-------------|----------|----------|----------|----------|----------|----------|
| Campbell | 1 | 0 | 1 | .000 | 0 | 0 | 0 | 0 | 0 | 0 |
| Charleston So. | 1 | 0 | 1 | .000 | 0 | 0 | 0 | 0 | 0 | 0 |
| Gardner-Webb | 1 | 0 | 1 | .000 | 0 | 0 | 0 | 0 | 0 | 0 |
| High Point | 0 | 0 | 0 | .000 | 0 | 0 | 0 | 0 | 0 | 0 |
| Longwood | 1 | 0 | 1 | .000 | 0 | 0 | 0 | 0 | 0 | 0 |
| Presbyterian | 0 | 0 | 0 | .000 | 0 | 0 | 0 | 0 | 0 | 0 |
| Radford | 3 | 1 | 3 | .250 | 0 | 0 | 0 | 0 | 0 | 0 |
| UNC Asheville | 5 | 2 | 5 | .286 | 0 | 0 | 0 | 0 | 0 | 0 |
| USC Upstate | 0 | 0 | 0 | .000 | 0 | 0 | 0 | 0 | 0 | 0 |
| Winthrop | 11 | 1 | 11 | .083 | 0 | 0 | 0 | 0 | 0 | 0 |
| Totals | 23 | 4 | 23 | .148 | 0 | 0 | 0 | 0 | 0 | 0 |

BIG TEN

| Team | App. | Won | Lost | Pct. | CH | 2d | 3d | 4th | FF | RR |
|---------------|------------|------------|------------|-------------|-----------|-----------|-----------|----------|-----------|-----------|
| Illinois | 33 | 42 | 34 | .553 | 0 | 1 | 4 | 0 | 5 | 4 |
| Indiana | 41 | 68 | 36 | .654 | 5 | 1 | 2 | 0 | 8 | 3 |
| Iowa | 29 | 31 | 31 | .500 | 0 | 1 | 0 | 2 | 3 | 1 |
| Maryland* | 30 | 44 | 29 | .603 | 1 | 0 | 1 | 0 | 2 | 2 |
| Michigan* | 31 | 66 | 30 | .688 | 1 | 6 | 1 | 0 | 8 | 7 |
| Michigan St. | 36 | 72 | 35 | .673 | 2 | 1 | 6 | 1 | 10 | 4 |
| Minnesota* | 14 | 14 | 14 | .500 | 0 | 0 | 1 | 0 | 1 | 1 |
| Nebraska | 7 | 0 | 7 | .000 | 0 | 0 | 0 | 0 | 0 | 0 |
| Northwestern | 2 | 2 | 2 | .500 | 0 | 0 | 0 | 0 | 0 | 0 |
| Ohio St.* | 35 | 58 | 34 | .630 | 1 | 4 | 6 | 0 | 11 | 4 |
| Penn St. | 10 | 10 | 12 | .455 | 0 | 0 | 1 | 0 | 1 | 1 |
| Purdue* | 34 | 44 | 34 | .564 | 0 | 1 | 1 | 0 | 2 | 3 |
| Rutgers | 8 | 6 | 9 | .400 | 0 | 0 | 0 | 1 | 1 | 0 |
| Wisconsin | 26 | 40 | 25 | .615 | 1 | 1 | 2 | 0 | 4 | 2 |
| Totals | 336 | 497 | 332 | .600 | 11 | 16 | 25 | 4 | 56 | 32 |

Big 12

| Team | App. | Won | Lost | Pct. | CH | 2d | 3d | 4th | FF | RR |
|---------------|------------|------------|------------|-------------|----------|-----------|-----------|----------|-----------|-----------|
| Baylor | 15 | 22 | 16 | .579 | 1 | 1 | 0 | 1 | 3 | 2 |
| Iowa St. | 22 | 21 | 22 | .488 | 0 | 0 | 1 | 0 | 1 | 1 |
| Kansas* | 51 | 116 | 49 | .703 | 4 | 6 | 4 | 2 | 16 | 9 |
| Kansas St. | 32 | 40 | 36 | .526 | 0 | 1 | 0 | 3 | 4 | 10 |
| Oklahoma | 33 | 43 | 33 | .566 | 0 | 2 | 3 | 0 | 5 | 4 |
| Oklahoma St. | 29 | 39 | 28 | .582 | 2 | 1 | 2 | 1 | 6 | 5 |
| TCU | 10 | 7 | 10 | .412 | 0 | 0 | 0 | 0 | 0 | 1 |
| Texas | 37 | 39 | 40 | .494 | 0 | 0 | 3 | 0 | 3 | 5 |
| Texas Tech* | 19 | 19 | 20 | .487 | 0 | 1 | 0 | 0 | 1 | 1 |
| West Virginia | 31 | 32 | 31 | .508 | 0 | 1 | 1 | 0 | 2 | 1 |
| Totals | 279 | 378 | 285 | .570 | 7 | 13 | 14 | 7 | 41 | 39 |

BIG WEST

| Team | App. | Won | Lost | Pct. | CH | 2d | 3d | 4th | FF | RR |
|-------------------|-----------|-----------|-----------|-------------|----------|----------|----------|----------|----------|----------|
| Cal Poly | 1 | 1 | 1 | .500 | 0 | 0 | 0 | 0 | 0 | 0 |
| Cal St. Fullerton | 4 | 2 | 4 | .333 | 0 | 0 | 0 | 0 | 0 | 1 |
| CSU Bakersfield | 1 | 0 | 1 | .000 | 0 | 0 | 0 | 0 | 0 | 0 |
| CSUN | 2 | 0 | 2 | .000 | 0 | 0 | 0 | 0 | 0 | 0 |
| Hawaii | 5 | 1 | 5 | .167 | 0 | 0 | 0 | 0 | 0 | 0 |
| Long Beach St.* | 9 | 7 | 10 | .412 | 0 | 0 | 0 | 0 | 0 | 2 |
| UC Davis | 1 | 1 | 1 | .500 | 0 | 0 | 0 | 0 | 0 | 0 |
| UC Irvine | 2 | 1 | 2 | .333 | 0 | 0 | 0 | 0 | 0 | 0 |
| UC Riverside | 0 | 0 | 0 | .000 | 0 | 0 | 0 | 0 | 0 | 0 |
| UC San Diego | 0 | 0 | 0 | .000 | 0 | 0 | 0 | 0 | 0 | 0 |
| UC Santa Barbara | 7 | 1 | 7 | .125 | 0 | 0 | 0 | 0 | 0 | 0 |
| Totals | 32 | 14 | 33 | .298 | 0 | 0 | 0 | 0 | 0 | 3 |

COASTAL

| Team | App. | Won | Lost | Pct. | CH | 2d | 3d | 4th | FF | RR |
|--------------------|-----------|-----------|-----------|-------------|----------|----------|----------|----------|----------|----------|
| Col. of Charleston | 6 | 1 | 6 | .143 | 0 | 0 | 0 | 0 | 0 | 0 |
| Delaware | 6 | 0 | 6 | .000 | 0 | 0 | 0 | 0 | 0 | 0 |
| Drexel | 5 | 1 | 5 | .167 | 0 | 0 | 0 | 0 | 0 | 0 |
| Elon | 0 | 0 | 0 | .000 | 0 | 0 | 0 | 0 | 0 | 0 |
| Hampton | 6 | 2 | 6 | .250 | 0 | 0 | 0 | 0 | 0 | 0 |
| Hofstra | 4 | 0 | 4 | .000 | 0 | 0 | 0 | 0 | 0 | 0 |
| Monmouth | 4 | 1 | 4 | .200 | 0 | 0 | 0 | 0 | 0 | 0 |
| N.C. A&T | 10 | 1 | 10 | .091 | 0 | 0 | 0 | 0 | 0 | 0 |
| Northeastern | 9 | 3 | 9 | .250 | 0 | 0 | 0 | 0 | 0 | 0 |
| Stony Brook | 1 | 0 | 1 | .000 | 0 | 0 | 0 | 0 | 0 | 0 |
| Towson | 2 | 0 | 2 | .000 | 0 | 0 | 0 | 0 | 0 | 0 |
| UNCW | 6 | 1 | 6 | .143 | 0 | 0 | 0 | 0 | 0 | 0 |
| William & Mary | 0 | 0 | 0 | .000 | 0 | 0 | 0 | 0 | 0 | 0 |
| Totals | 59 | 10 | 59 | .145 | 0 | 0 | 0 | 0 | 0 | 0 |

CONFERENCE USA

| Team | App. | Won | Lost | Pct. | CH | 2d | 3d | 4th | FF | RR |
|----------------|-----------|-----------|-----------|-------------|----------|----------|----------|----------|----------|----------|
| Charlotte | 11 | 7 | 12 | .368 | 0 | 0 | 0 | 1 | 1 | 0 |
| FIU | 1 | 0 | 1 | .000 | 0 | 0 | 0 | 0 | 0 | 0 |
| Fla. Atlantic | 2 | 4 | 2 | .667 | 0 | 0 | 1 | 0 | 1 | 0 |
| Louisiana Tech | 5 | 4 | 5 | .444 | 0 | 0 | 0 | 0 | 0 | 0 |
| Middle Tenn. | 9 | 4 | 9 | .308 | 0 | 0 | 0 | 0 | 0 | 0 |
| North Texas | 4 | 1 | 4 | .200 | 0 | 0 | 0 | 0 | 0 | 0 |
| Rice | 4 | 2 | 5 | .286 | 0 | 0 | 0 | 0 | 0 | 2 |
| UAB | 16 | 10 | 16 | .385 | 0 | 0 | 0 | 0 | 0 | 1 |
| UTEP | 17 | 14 | 16 | .467 | 1 | 0 | 0 | 0 | 1 | 0 |
| UTSA | 4 | 1 | 4 | .200 | 0 | 0 | 0 | 0 | 0 | 0 |
| Western Ky.* | 23 | 19 | 24 | .442 | 0 | 0 | 1 | 0 | 1 | 1 |
| Totals | 96 | 66 | 98 | .402 | 1 | 0 | 2 | 1 | 4 | 4 |

HORIZON

| Team | App. | Won | Lost | Pct. | CH | 2d | 3d | 4th | FF | RR |
|-------------------|-----------|-----------|-----------|-------------|----------|----------|----------|----------|----------|----------|
| Cleveland St. | 3 | 3 | 3 | .500 | 0 | 0 | 0 | 0 | 0 | 0 |
| Detroit Mercy | 6 | 3 | 6 | .333 | 0 | 0 | 0 | 0 | 0 | 0 |
| Green Bay | 5 | 1 | 5 | .167 | 0 | 0 | 0 | 0 | 0 | 0 |
| IUPUI | 1 | 0 | 1 | .000 | 0 | 0 | 0 | 0 | 0 | 0 |
| Milwaukee | 4 | 3 | 4 | .429 | 0 | 0 | 0 | 0 | 0 | 0 |
| Northern Ky. | 3 | 0 | 3 | .000 | 0 | 0 | 0 | 0 | 0 | 0 |
| Oakland | 3 | 1 | 3 | .250 | 0 | 0 | 0 | 0 | 0 | 0 |
| Purdue Fort Wayne | 0 | 0 | 0 | .000 | 0 | 0 | 0 | 0 | 0 | 0 |
| Robert Morris | 8 | 2 | 8 | .200 | 0 | 0 | 0 | 0 | 0 | 0 |
| Wright St. | 4 | 1 | 4 | .200 | 0 | 0 | 0 | 0 | 0 | 0 |
| Youngstown St. | 0 | 0 | 0 | .000 | 0 | 0 | 0 | 0 | 0 | 0 |
| Totals | 37 | 14 | 37 | .275 | 0 | 0 | 0 | 0 | 0 | 0 |

IVY

| Team | App. | Won | Lost | Pct. | CH | 2d | 3d | 4th | FF | RR |
|---------------|-----------|-----------|-----------|-------------|----------|----------|----------|----------|----------|----------|
| Brown | 2 | 0 | 2 | .000 | 0 | 0 | 0 | 0 | 0 | 1 |
| Columbia | 3 | 2 | 4 | .333 | 0 | 0 | 0 | 0 | 0 | 1 |
| Cornell | 5 | 2 | 6 | .250 | 0 | 0 | 0 | 0 | 0 | 0 |
| Dartmouth | 7 | 10 | 7 | .588 | 0 | 2 | 0 | 0 | 2 | 3 |
| Harvard | 5 | 2 | 6 | .250 | 0 | 0 | 0 | 0 | 0 | 1 |
| Penn | 24 | 13 | 26 | .333 | 0 | 0 | 0 | 1 | 1 | 2 |
| Princeton | 26 | 15 | 30 | .333 | 0 | 0 | 1 | 0 | 1 | 0 |
| Yale | 6 | 1 | 7 | .125 | 0 | 0 | 0 | 0 | 0 | 1 |
| Totals | 78 | 45 | 88 | .338 | 0 | 2 | 1 | 1 | 4 | 9 |

METRO ATLANTIC

| Team | App. | Won | Lost | Pct. | CH | 2d | 3d | 4th | FF | RR |
|----------------|-----------|-----------|-----------|-------------|----------|----------|----------|----------|----------|----------|
| Canisius | 4 | 6 | 4 | .600 | 0 | 0 | 0 | 0 | 0 | 2 |
| Fairfield | 3 | 0 | 3 | .000 | 0 | 0 | 0 | 0 | 0 | 0 |
| Iona* | 16 | 1 | 16 | .059 | 0 | 0 | 0 | 0 | 0 | 0 |
| Manhattan | 8 | 3 | 9 | .250 | 0 | 0 | 0 | 0 | 0 | 0 |
| Marist | 2 | 0 | 2 | .000 | 0 | 0 | 0 | 0 | 0 | 0 |
| Mt. St. Mary's | 6 | 2 | 6 | .250 | 0 | 0 | 0 | 0 | 0 | 0 |
| Niagara | 3 | 2 | 4 | .333 | 0 | 0 | 0 | 0 | 0 | 0 |
| Quinnipiac | 0 | 0 | 0 | .000 | 0 | 0 | 0 | 0 | 0 | 0 |
| Rider | 3 | 0 | 3 | .000 | 0 | 0 | 0 | 0 | 0 | 0 |
| Saint Peter's | 4 | 3 | 4 | .429 | 0 | 0 | 0 | 0 | 0 | 1 |
| Siena | 6 | 4 | 6 | .400 | 0 | 0 | 0 | 0 | 0 | 0 |
| Totals | 55 | 21 | 57 | .269 | 0 | 0 | 0 | 0 | 0 | 3 |

MID-AMERICAN

| Team | App. | Won | Lost | Pct. | CH | 2d | 3d | 4th | FF | RR |
|---------------|-----------|-----------|-----------|-------------|----------|----------|----------|----------|----------|----------|
| Akron | 5 | 0 | 5 | .000 | 0 | 0 | 0 | 0 | 0 | 0 |
| Ball St. | 7 | 3 | 7 | .300 | 0 | 0 | 0 | 0 | 0 | 0 |
| Bowling Green | 4 | 1 | 5 | .167 | 0 | 0 | 0 | 0 | 0 | 0 |
| Buffalo | 4 | 2 | 4 | .333 | 0 | 0 | 0 | 0 | 0 | 0 |
| Central Mich. | 4 | 3 | 4 | .429 | 0 | 0 | 0 | 0 | 0 | 0 |
| Eastern Mich. | 4 | 3 | 4 | .429 | 0 | 0 | 0 | 0 | 0 | 0 |
| Kent St. | 7 | 4 | 7 | .364 | 0 | 0 | 0 | 0 | 0 | 1 |
| Miami (OH) | 17 | 6 | 19 | .240 | 0 | 0 | 0 | 0 | 0 | 0 |
| Northern Ill. | 3 | 0 | 3 | .000 | 0 | 0 | 0 | 0 | 0 | 0 |
| Ohio | 14 | 8 | 15 | .348 | 0 | 0 | 0 | 0 | 0 | 1 |
| Toledo | 4 | 1 | 4 | .200 | 0 | 0 | 0 | 0 | 0 | 0 |
| Western Mich. | 4 | 2 | 4 | .333 | 0 | 0 | 0 | 0 | 0 | 0 |
| Totals | 77 | 33 | 81 | .289 | 0 | 0 | 0 | 0 | 0 | 2 |

MID-EASTERN

| Team | App. | Won | Lost | Pct. | CH | 2d | 3d | 4th | FF | RR |
|--------------------|-----------|----------|-----------|-------------|----------|----------|----------|----------|----------|----------|
| Coppin St. | 4 | 1 | 4 | .200 | 0 | 0 | 0 | 0 | 0 | 0 |
| Delaware St. | 1 | 0 | 1 | .000 | 0 | 0 | 0 | 0 | 0 | 0 |
| Howard | 3 | 0 | 3 | .000 | 0 | 0 | 0 | 0 | 0 | 0 |
| Morgan St. | 2 | 0 | 2 | .000 | 0 | 0 | 0 | 0 | 0 | 0 |
| Norfolk St. | 3 | 2 | 3 | .400 | 0 | 0 | 0 | 0 | 0 | 0 |
| N.C. Central | 4 | 0 | 4 | .000 | 0 | 0 | 0 | 0 | 0 | 0 |
| South Carolina St. | 5 | 0 | 5 | .000 | 0 | 0 | 0 | 0 | 0 | 0 |
| UMES | 0 | 0 | 0 | .000 | 0 | 0 | 0 | 0 | 0 | 0 |
| Totals | 22 | 3 | 22 | .120 | 0 | 0 | 0 | 0 | 0 | 0 |

MISSOURI VALLEY

| Team | App. | Won | Lost | Pct. | CH | 2d | 3d | 4th | FF | RR |
|---------------|-----------|-----------|-----------|-------------|----------|----------|----------|----------|----------|----------|
| Belmont | 8 | 1 | 8 | .111 | 0 | 0 | 0 | 0 | 0 | 0 |
| Bradley | 9 | 11 | 9 | .550 | 0 | 2 | 0 | 0 | 2 | 1 |
| Drake | 6 | 6 | 6 | .500 | 0 | 0 | 1 | 0 | 1 | 2 |
| Evansville | 5 | 1 | 5 | .167 | 0 | 0 | 0 | 0 | 0 | 0 |
| Illinois St. | 6 | 3 | 6 | .333 | 0 | 0 | 0 | 0 | 0 | 0 |
| Indiana St. | 4 | 5 | 4 | .556 | 0 | 1 | 0 | 0 | 1 | 0 |
| Missouri St. | 6 | 3 | 6 | .333 | 0 | 0 | 0 | 0 | 0 | 0 |
| Murray St. | 18 | 5 | 18 | .217 | 0 | 0 | 0 | 0 | 0 | 0 |
| Southern Ill. | 10 | 6 | 10 | .375 | 0 | 0 | 0 | 0 | 0 | 0 |
| UIC | 3 | 0 | 3 | .000 | 0 | 0 | 0 | 0 | 0 | 0 |
| UNI | 8 | 5 | 8 | .385 | 0 | 0 | 0 | 0 | 0 | 0 |
| Valparaiso | 9 | 2 | 9 | .182 | 0 | 0 | 0 | 0 | 0 | 0 |
| Totals | 92 | 48 | 92 | .343 | 0 | 3 | 1 | 0 | 4 | 3 |

MOUNTAIN WEST

| Team | App. | Won | Lost | Pct. | CH | 2d | 3d | 4th | FF | RR |
|---------------|------------|-----------|------------|-------------|----------|----------|----------|----------|----------|----------|
| Air Force | 4 | 0 | 4 | .000 | 0 | 0 | 0 | 0 | 0 | 0 |
| Boise St. | 9 | 0 | 9 | .000 | 0 | 0 | 0 | 0 | 0 | 0 |
| Colorado St. | 11 | 4 | 12 | .250 | 0 | 0 | 0 | 0 | 0 | 1 |
| Fresno St.* | 6 | 2 | 6 | .250 | 0 | 0 | 0 | 0 | 0 | 0 |
| Nevada | 10 | 6 | 10 | .375 | 0 | 0 | 0 | 0 | 0 | 0 |
| New Mexico | 15 | 8 | 16 | .333 | 0 | 0 | 0 | 0 | 0 | 0 |
| San Diego St. | 15 | 11 | 15 | .423 | 0 | 1 | 0 | 0 | 1 | 0 |
| San Jose St. | 3 | 0 | 3 | .000 | 0 | 0 | 0 | 0 | 0 | 0 |
| UNLV | 20 | 33 | 19 | .635 | 1 | 0 | 3 | 0 | 4 | 1 |
| Utah St. | 23 | 6 | 25 | .194 | 0 | 0 | 0 | 0 | 0 | 2 |
| Wyoming | 16 | 9 | 21 | .300 | 1 | 0 | 0 | 0 | 1 | 5 |
| Totals | 132 | 79 | 140 | .361 | 2 | 1 | 3 | 0 | 6 | 9 |

NORTHEAST

| Team | App. | Won | Lost | Pct. | CH | 2d | 3d | 4th | FF | RR |
|----------------------|-----------|----------|-----------|-------------|----------|----------|----------|----------|----------|----------|
| Central Conn. St. | 3 | 0 | 3 | .000 | 0 | 0 | 0 | 0 | 0 | 0 |
| FDU | 7 | 3 | 7 | .300 | 0 | 0 | 0 | 0 | 0 | 0 |
| LIU | 7 | 0 | 7 | .000 | 0 | 0 | 0 | 0 | 0 | 0 |
| Merrimack | 0 | 0 | 0 | .000 | 0 | 0 | 0 | 0 | 0 | 0 |
| Sacred Heart | 0 | 0 | 0 | .000 | 0 | 0 | 0 | 0 | 0 | 0 |
| Saint Francis (PA) | 1 | 0 | 1 | .000 | 0 | 0 | 0 | 0 | 0 | 0 |
| St. Francis Brooklyn | 0 | 0 | 0 | .000 | 0 | 0 | 0 | 0 | 0 | 0 |
| Wagner | 1 | 0 | 1 | .000 | 0 | 0 | 0 | 0 | 0 | 0 |
| Totals | 19 | 3 | 19 | .136 | 0 | 0 | 0 | 0 | 0 | 0 |

OHIO VALLEY

| Team | App. | Won | Lost | Pct. | CH | 2d | 3d | 4th | FF | RR |
|-------------------|-----------|----------|-----------|-------------|----------|----------|----------|----------|----------|----------|
| Eastern Ill. | 2 | 0 | 2 | .000 | 0 | 0 | 0 | 0 | 0 | 0 |
| Little Rock | 5 | 2 | 5 | .286 | 0 | 0 | 0 | 0 | 0 | 0 |
| Morehead St. | 8 | 6 | 9 | .400 | 0 | 0 | 0 | 0 | 0 | 0 |
| SIUE | 0 | 0 | 0 | .000 | 0 | 0 | 0 | 0 | 0 | 0 |
| Southeast Mo. St. | 2 | 0 | 2 | .000 | 0 | 0 | 0 | 0 | 0 | 0 |
| Tennessee St. | 2 | 0 | 2 | .000 | 0 | 0 | 0 | 0 | 0 | 0 |
| Tennessee Tech | 2 | 0 | 2 | .000 | 0 | 0 | 0 | 0 | 0 | 0 |
| UT Martin | 0 | 0 | 0 | .000 | 0 | 0 | 0 | 0 | 0 | 0 |
| Totals | 21 | 8 | 22 | .267 | 0 | 0 | 0 | 0 | 0 | 0 |

PAC-12

| Team | App. | Won | Lost | Pct. | CH | 2d | 3d | 4th | FF | RR |
|----------------------|------------|------------|------------|-------------|-----------|----------|-----------|----------|-----------|-----------|
| Arizona* | 37 | 58 | 36 | .617 | 1 | 1 | 2 | 0 | 4 | 7 |
| Arizona St.* | 17 | 15 | 18 | .455 | 0 | 0 | 0 | 0 | 0 | 0 |
| California* | 19 | 20 | 19 | .513 | 1 | 1 | 0 | 1 | 3 | 2 |
| Colorado | 15 | 11 | 17 | .393 | 0 | 0 | 2 | 0 | 2 | 4 |
| Oregon | 17 | 26 | 16 | .619 | 1 | 0 | 1 | 0 | 2 | 5 |
| Oregon St.* | 18 | 15 | 21 | .417 | 0 | 0 | 0 | 2 | 2 | 6 |
| Southern California* | 21 | 17 | 23 | .425 | 0 | 0 | 1 | 1 | 2 | 2 |
| Stanford | 17 | 23 | 16 | .590 | 1 | 0 | 1 | 0 | 2 | 1 |
| UCLA* | 52 | 115 | 45 | .719 | 11 | 2 | 5 | 1 | 19 | 4 |
| Utah | 29 | 38 | 32 | .543 | 1 | 1 | 0 | 2 | 4 | 3 |
| Washington | 17 | 19 | 18 | .514 | 0 | 0 | 1 | 0 | 1 | 3 |
| Washington St. | 6 | 6 | 6 | .500 | 0 | 1 | 0 | 0 | 1 | 0 |
| Totals | 265 | 363 | 267 | .576 | 16 | 6 | 13 | 7 | 42 | 37 |

PATRIOT

| Team | App. | Won | Lost | Pct. | CH | 2d | 3d | 4th | FF | RR |
|-----------------|-----------|-----------|-----------|-------------|----------|----------|----------|----------|----------|----------|
| American | 3 | 0 | 3 | .000 | 0 | 0 | 0 | 0 | 0 | 0 |
| Army West Point | 0 | 0 | 0 | .000 | 0 | 0 | 0 | 0 | 0 | 0 |
| Boston U. | 7 | 2 | 7 | .222 | 0 | 0 | 0 | 0 | 0 | 0 |
| Bucknell | 8 | 2 | 8 | .200 | 0 | 0 | 0 | 0 | 0 | 0 |
| Colgate | 6 | 0 | 6 | .000 | 0 | 0 | 0 | 0 | 0 | 0 |
| Holy Cross | 13 | 8 | 13 | .381 | 1 | 0 | 1 | 0 | 2 | 2 |
| Lafayette | 4 | 0 | 5 | .000 | 0 | 0 | 0 | 0 | 0 | 0 |
| Lehigh | 5 | 1 | 5 | .167 | 0 | 0 | 0 | 0 | 0 | 0 |
| Loyola Maryland | 2 | 0 | 2 | .000 | 0 | 0 | 0 | 0 | 0 | 0 |
| Navy | 11 | 8 | 12 | .400 | 0 | 0 | 0 | 0 | 0 | 3 |
| Totals | 59 | 21 | 61 | .256 | 1 | 0 | 1 | 0 | 2 | 5 |

SOUTHEASTERN

| Team | App. | Won | Lost | Pct. | CH | 2d | 3d | 4th | FF | RR |
|-----------------|------------|------------|------------|-------------|-----------|----------|-----------|----------|-----------|-----------|
| Alabama* | 24 | 25 | 24 | .510 | 0 | 0 | 0 | 0 | 0 | 1 |
| Arkansas | 35 | 50 | 35 | .588 | 1 | 1 | 4 | 0 | 6 | 8 |
| Auburn | 12 | 19 | 12 | .613 | 0 | 0 | 1 | 0 | 1 | 0 |
| Florida* | 23 | 48 | 21 | .696 | 2 | 1 | 2 | 0 | 5 | 4 |
| Georgia* | 12 | 7 | 12 | .368 | 0 | 0 | 1 | 0 | 1 | 0 |
| Kentucky* | 61 | 132 | 55 | .706 | 8 | 4 | 5 | 0 | 17 | 21 |
| LSU | 24 | 27 | 27 | .500 | 0 | 0 | 2 | 2 | 4 | 2 |
| Mississippi St. | 12 | 11 | 12 | .478 | 0 | 0 | 1 | 0 | 1 | 0 |
| Missouri* | 29 | 23 | 29 | .442 | 0 | 0 | 0 | 0 | 0 | 5 |
| Ole Miss | 9 | 5 | 9 | .357 | 0 | 0 | 0 | 0 | 0 | 0 |
| South Carolina | 9 | 8 | 10 | .444 | 0 | 0 | 1 | 0 | 1 | 0 |
| Tennessee | 25 | 25 | 26 | .490 | 0 | 0 | 0 | 0 | 0 | 1 |
| Texas A&M | 15 | 13 | 16 | .448 | 0 | 0 | 0 | 0 | 0 | 0 |
| Vanderbilt | 15 | 10 | 16 | .385 | 0 | 0 | 0 | 0 | 0 | 1 |
| Totals | 305 | 403 | 304 | .570 | 11 | 6 | 17 | 2 | 36 | 43 |

SOUTHERN

| Team | App. | Won | Lost | Pct. | CH | 2d | 3d | 4th | FF | RR |
|----------------|-----------|-----------|-----------|-------------|----------|----------|----------|----------|----------|----------|
| Chattanooga | 12 | 3 | 12 | .200 | 0 | 0 | 0 | 0 | 0 | 0 |
| The Citadel | 0 | 0 | 0 | .000 | 0 | 0 | 0 | 0 | 0 | 0 |
| ETSU | 10 | 2 | 11 | .154 | 0 | 0 | 0 | 0 | 0 | 0 |
| Furman | 7 | 2 | 8 | .200 | 0 | 0 | 0 | 0 | 0 | 0 |
| Mercer | 3 | 1 | 3 | .250 | 0 | 0 | 0 | 0 | 0 | 0 |
| Samford | 2 | 0 | 2 | .000 | 0 | 0 | 0 | 0 | 0 | 0 |
| UNC Greensboro | 4 | 0 | 4 | .000 | 0 | 0 | 0 | 0 | 0 | 0 |
| VMI | 3 | 3 | 3 | .500 | 0 | 0 | 0 | 0 | 0 | 1 |
| Western Caro. | 1 | 0 | 1 | .000 | 0 | 0 | 0 | 0 | 0 | 0 |
| Wofford | 5 | 1 | 5 | .167 | 0 | 0 | 0 | 0 | 0 | 0 |
| Totals | 47 | 12 | 49 | .197 | 0 | 0 | 0 | 0 | 0 | 1 |

SOUTHLAND

| Team | App. | Won | Lost | Pct. | CH | 2d | 3d | 4th | FF | RR |
|--------------------|-----------|----------|-----------|-------------|----------|----------|----------|----------|----------|----------|
| A&M-Corpus Christi | 3 | 1 | 3 | .250 | 0 | 0 | 0 | 0 | 0 | 0 |
| Houston Baptist | 1 | 0 | 1 | .000 | 0 | 0 | 0 | 0 | 0 | 0 |
| Lamar University | 6 | 5 | 6 | .455 | 0 | 0 | 0 | 0 | 0 | 0 |
| McNeese | 2 | 0 | 2 | .000 | 0 | 0 | 0 | 0 | 0 | 0 |
| Nicholls | 2 | 0 | 2 | .000 | 0 | 0 | 0 | 0 | 0 | 0 |
| New Orleans | 5 | 1 | 5 | .167 | 0 | 0 | 0 | 0 | 0 | 0 |
| Northwestern St. | 3 | 2 | 3 | .400 | 0 | 0 | 0 | 0 | 0 | 0 |
| Southeastern La. | 1 | 0 | 1 | .000 | 0 | 0 | 0 | 0 | 0 | 0 |
| UIW | 0 | 0 | 0 | .000 | 0 | 0 | 0 | 0 | 0 | 0 |
| Totals | 23 | 9 | 23 | .281 | 0 | 0 | 0 | 0 | 0 | 0 |

SOUTHWESTERN

| Team | App. | Won | Lost | Pct. | CH | 2d | 3d | 4th | FF | RR |
|------------------|-----------|----------|-----------|-------------|----------|----------|----------|----------|----------|----------|
| Alabama A&M | 1 | 0 | 1 | .000 | 0 | 0 | 0 | 0 | 0 | 0 |
| Alabama St. | 4 | 0 | 4 | .000 | 0 | 0 | 0 | 0 | 0 | 0 |
| Alcorn | 6 | 3 | 6 | .333 | 0 | 0 | 0 | 0 | 0 | 0 |
| Ark.-Pine Bluff* | 1 | 1 | 1 | .500 | 0 | 0 | 0 | 0 | 0 | 0 |
| Bethune-Cookman | 0 | 0 | 0 | .000 | 0 | 0 | 0 | 0 | 0 | 0 |
| Florida A&M | 3 | 1 | 3 | .250 | 0 | 0 | 0 | 0 | 0 | 0 |
| Grambling | 0 | 0 | 0 | .000 | 0 | 0 | 0 | 0 | 0 | 0 |
| Jackson St. | 3 | 0 | 3 | .000 | 0 | 0 | 0 | 0 | 0 | 0 |
| Mississippi Val. | 5 | 0 | 5 | .000 | 0 | 0 | 0 | 0 | 0 | 0 |
| Prairie View | 2 | 0 | 2 | .000 | 0 | 0 | 0 | 0 | 0 | 0 |
| Southern U. | 9 | 1 | 9 | .100 | 0 | 0 | 0 | 0 | 0 | 0 |
| Texas Southern | 11 | 3 | 11 | .214 | 0 | 0 | 0 | 0 | 0 | 0 |
| Totals | 45 | 9 | 45 | .167 | 0 | 0 | 0 | 0 | 0 | 0 |

SUMMIT

| Team | App. | Won | Lost | Pct. | CH | 2d | 3d | 4th | FF | RR |
|------------------|-----------|----------|-----------|-------------|----------|----------|----------|----------|----------|----------|
| Denver | 0 | 0 | 0 | .000 | 0 | 0 | 0 | 0 | 0 | 0 |
| Kansas City | 0 | 0 | 0 | .000 | 0 | 0 | 0 | 0 | 0 | 0 |
| North Dakota | 1 | 0 | 1 | .000 | 0 | 0 | 0 | 0 | 0 | 0 |
| North Dakota St. | 4 | 2 | 4 | .333 | 0 | 0 | 0 | 0 | 0 | 0 |
| Omaha | 0 | 0 | 0 | .000 | 0 | 0 | 0 | 0 | 0 | 0 |
| Oral Roberts | 7 | 4 | 7 | .364 | 0 | 0 | 0 | 0 | 0 | 1 |
| South Dakota | 0 | 0 | 0 | .000 | 0 | 0 | 0 | 0 | 0 | 0 |
| South Dakota St. | 6 | 0 | 6 | .000 | 0 | 0 | 0 | 0 | 0 | 0 |
| St. Thomas (MN) | 0 | 0 | 0 | .000 | 0 | 0 | 0 | 0 | 0 | 0 |
| Western Ill. | 0 | 0 | 0 | .000 | 0 | 0 | 0 | 0 | 0 | 0 |
| Totals | 18 | 6 | 18 | .250 | 0 | 0 | 0 | 0 | 0 | 1 |

SUN BELT

| Team | App. | Won | Lost | Pct. | CH | 2d | 3d | 4th | FF | RR |
|------------------|-----------|-----------|-----------|-------------|----------|----------|----------|----------|----------|----------|
| App State | 3 | 0 | 3 | .000 | 0 | 0 | 0 | 0 | 0 | 0 |
| Arkansas St. | 1 | 0 | 1 | .000 | 0 | 0 | 0 | 0 | 0 | 0 |
| Coastal Carolina | 4 | 0 | 4 | .000 | 0 | 0 | 0 | 0 | 0 | 0 |
| Ga. Southern | 3 | 0 | 3 | .000 | 0 | 0 | 0 | 0 | 0 | 0 |
| Georgia St. | 6 | 2 | 6 | .250 | 0 | 0 | 0 | 0 | 0 | 0 |
| James Madison | 5 | 4 | 5 | .444 | 0 | 0 | 0 | 0 | 0 | 0 |
| Louisiana* | 11 | 4 | 12 | .250 | 0 | 0 | 0 | 0 | 0 | 0 |
| Marshall* | 6 | 1 | 6 | .143 | 0 | 0 | 0 | 0 | 0 | 0 |
| Old Dominion | 12 | 3 | 12 | .200 | 0 | 0 | 0 | 0 | 0 | 0 |
| South Ala. | 8 | 1 | 8 | .111 | 0 | 0 | 0 | 0 | 0 | 0 |
| Southern Miss. | 3 | 0 | 3 | .000 | 0 | 0 | 0 | 0 | 0 | 0 |
| Texas St. | 2 | 0 | 2 | .000 | 0 | 0 | 0 | 0 | 0 | 0 |
| Troy | 2 | 0 | 2 | .000 | 0 | 0 | 0 | 0 | 0 | 0 |
| ULM | 7 | 0 | 7 | .000 | 0 | 0 | 0 | 0 | 0 | 0 |
| Totals | 73 | 15 | 74 | .169 | 0 | 0 | 0 | 0 | 0 | 0 |

WEST COAST

| Team | App. | Won | Lost | Pct. | CH | 2d | 3d | 4th | FF | RR |
|-------------------|------------|------------|------------|-------------|----------|----------|----------|----------|----------|-----------|
| BYU | 30 | 15 | 33 | .313 | 0 | 0 | 0 | 0 | 0 | 3 |
| Gonzaga | 25 | 44 | 25 | .638 | 0 | 2 | 0 | 0 | 2 | 4 |
| LMU (CA)* | 5 | 5 | 5 | .500 | 0 | 0 | 0 | 0 | 0 | 1 |
| Pacific | 9 | 4 | 10 | .286 | 0 | 0 | 0 | 0 | 0 | 1 |
| Pepperdine | 13 | 5 | 14 | .263 | 0 | 0 | 0 | 0 | 0 | 1 |
| Portland | 2 | 0 | 2 | .000 | 0 | 0 | 0 | 0 | 0 | 0 |
| Saint Mary's (CA) | 12 | 7 | 12 | .368 | 0 | 0 | 0 | 0 | 0 | 1 |
| San Diego | 4 | 1 | 4 | .200 | 0 | 0 | 0 | 0 | 0 | 0 |
| San Francisco | 17 | 21 | 15 | .583 | 2 | 0 | 1 | 0 | 3 | 4 |
| Santa Clara | 11 | 11 | 13 | .458 | 0 | 0 | 0 | 1 | 1 | 4 |
| Totals | 128 | 113 | 133 | .459 | 2 | 2 | 1 | 1 | 6 | 19 |

WESTERN ATHLETIC

| Team | App. | Won | Lost | Pct. | CH | 2d | 3d | 4th | FF | RR |
|--------------------|-----------|-----------|-----------|-------------|----------|----------|----------|----------|----------|----------|
| Abilene Christian | 2 | 1 | 2 | .333 | 0 | 0 | 0 | 0 | 0 | 0 |
| California Baptist | 0 | 0 | 0 | .000 | 0 | 0 | 0 | 0 | 0 | 0 |
| Grand Canyon | 2 | 0 | 2 | .000 | 0 | 0 | 0 | 0 | 0 | 0 |
| New Mexico St.* | 26 | 11 | 28 | .282 | 0 | 0 | 1 | 0 | 1 | 0 |
| Sam Houston | 2 | 0 | 2 | .000 | 0 | 0 | 0 | 0 | 0 | 0 |
| Seattle U | 11 | 10 | 13 | .435 | 0 | 1 | 0 | 0 | 1 | 0 |
| SFA* | 5 | 2 | 5 | .286 | 0 | 0 | 0 | 0 | 0 | 0 |
| Southern Utah | 1 | 0 | 1 | .000 | 0 | 0 | 0 | 0 | 0 | 0 |
| Tarleton St. | 0 | 0 | 0 | .000 | 0 | 0 | 0 | 0 | 0 | 0 |
| UT Arlington | 1 | 0 | 1 | .000 | 0 | 0 | 0 | 0 | 0 | 0 |
| Utah Tech | 0 | 0 | 0 | .000 | 0 | 0 | 0 | 0 | 0 | 0 |
| Utah Valley | 0 | 0 | 0 | .000 | 0 | 0 | 0 | 0 | 0 | 0 |
| UTRGV | 0 | 0 | 0 | .000 | 0 | 0 | 0 | 0 | 0 | 0 |
| Totals | 50 | 24 | 54 | .308 | 0 | 1 | 1 | 0 | 2 | 0 |

INDEPENDENT

| Team | App. | Won | Lost | Pct. | CH | 2d | 3d | 4th | FF | RR |
|---------------|----------|----------|----------|-------------|----------|----------|----------|----------|----------|----------|
| Chicago St. | 0 | 0 | 0 | .000 | 0 | 0 | 0 | 0 | 0 | 0 |
| Hartford | 1 | 0 | 1 | .000 | 0 | 0 | 0 | 0 | 0 | 0 |
| Totals | 1 | 0 | 1 | .000 | 0 | 0 | 0 | 0 | 0 | 0 |

OTHERS

| Team | App. | Won | Lost | Pct. | CH | 2d | 3d | 4th | FF | RR |
|----------------|-----------|-----------|-----------|-------------|----------|----------|----------|----------|----------|----------|
| Cal St. LA | 1 | 0 | 1 | .000 | 0 | 0 | 0 | 0 | 0 | 0 |
| Catholic | 1 | 0 | 2 | .000 | 0 | 0 | 0 | 0 | 0 | 1 |
| CCNY | 2 | 4 | 2 | .667 | 1 | 0 | 0 | 1 | 2 | 0 |
| Hardin-Simmons | 2 | 0 | 2 | .000 | 0 | 0 | 0 | 0 | 0 | 0 |
| Lebanon Valley | 1 | 1 | 2 | .333 | 0 | 0 | 0 | 0 | 0 | 0 |
| Loyola (LA) | 3 | 0 | 3 | .000 | 0 | 0 | 0 | 0 | 0 | 0 |
| NYU | 6 | 9 | 9 | .500 | 0 | 1 | 0 | 1 | 2 | 2 |
| Oklahoma City | 11 | 8 | 13 | .381 | 0 | 0 | 0 | 0 | 0 | 2 |
| Springfield | 1 | 0 | 1 | .000 | 0 | 0 | 0 | 0 | 0 | 1 |
| Trinity (TX) | 1 | 0 | 1 | .000 | 0 | 0 | 0 | 0 | 0 | 0 |
| Tufts | 1 | 0 | 2 | .000 | 0 | 0 | 0 | 0 | 0 | 1 |
| Wayne St. (MI) | 1 | 1 | 2 | .333 | 0 | 0 | 0 | 0 | 0 | 0 |
| West Tex. A&M | 1 | 0 | 1 | .000 | 0 | 0 | 0 | 0 | 0 | 0 |
| Williams | 1 | 0 | 1 | .000 | 0 | 0 | 0 | 0 | 0 | 0 |
| Totals | 33 | 23 | 42 | .354 | 1 | 1 | 0 | 2 | 4 | 7 |

*Record includes results that were later vacated.

USING ACTUAL CONFERENCE MEMBERSHIP FOR EACH SEASON

| Conference, Former Names, Years | App. | Won | Lost | Pct. | CH | 2d | 3d | 4th | FF | RR |
|--|--------------|--------------|--------------|-------------|-----------|-----------|------------|-----------|------------|------------|
| America East; North Atlantic; ECAC North, ECAC North Atlantic, 1980-2023 | 43 | 9 | 43 | .173 | 0 | 0 | 0 | 0 | 0 | 0 |
| American Athletic, 2014-23 | 24 | 25 | 23 | .521 | 1 | 0 | 1 | 0 | 2 | 1 |
| American South, 1987-91 | 3 | 1 | 3 | .250 | 0 | 0 | 0 | 0 | 0 | 0 |
| Atlantic 10; Eastern Collegiate, Eastern Eight, 1977-2023 | 118 | 98 | 117 | .456 | 0 | 0 | 0 | 0 | 0 | 12 |
| Atlantic Coast, 1954-2023 | 257 | 469 | 245 | .657 | 15 | 12 | 20 | 2 | 49 | 32 |
| Atlantic Sun, Trans America, 1981-2023 | 42 | 8 | 42 | .160 | 0 | 0 | 0 | 0 | 0 | 0 |
| Big 12, 1997-2023 | 150 | 206 | 147 | .584 | 3 | 3 | 5 | 0 | 11 | 20 |
| Big East, 1980-2023 | 235 | 339 | 226 | .600 | 9 | 5 | 8 | 0 | 22 | 28 |
| Big Eight; Big Seven; Big Six, 1939-96 | 103 | 134 | 108 | .554 | 2 | 7 | 5 | 6 | 20 | 17 |
| Big Sky, 1968-2023 | 54 | 11 | 56 | .164 | 0 | 0 | 0 | 0 | 0 | 1 |
| Big South, 1991-2023 | 31 | 4 | 31 | .114 | 0 | 0 | 0 | 0 | 0 | 0 |
| Big Ten; Big Nine; Western, 1939-2023 | 282 | 426 | 275 | .608 | 10 | 14 | 23 | 2 | 49 | 29 |
| Big West; Pacific Coast Athl. Assn., 1970-2023 | 58 | 35 | 58 | .376 | 1 | 0 | 2 | 0 | 3 | 3 |
| Border, 1951-62 | 12 | 2 | 13 | .133 | 0 | 0 | 0 | 0 | 0 | 1 |
| Coastal; ECAC South, 1983-2023 | 45 | 27 | 45 | .375 | 0 | 0 | 2 | 0 | 2 | 1 |
| Conference USA, 1996-2023 | 58 | 55 | 58 | .487 | 0 | 0 | 3 | 0 | 3 | 4 |
| East Coast; Middle Atlantic, 1959-95 | 32 | 9 | 36 | .200 | 0 | 0 | 0 | 0 | 0 | 2 |
| Florida Intercollegiate, 1960 | 1 | 0 | 1 | .000 | 0 | 0 | 0 | 0 | 0 | 0 |
| Great Midwest, 1992-95 | 13 | 16 | 13 | .552 | 0 | 0 | 1 | 0 | 1 | 2 |
| Horizon, Midwestern, 1982-2023 | 50 | 32 | 50 | .390 | 0 | 2 | 0 | 0 | 2 | 0 |
| Indiana Collegiate, 1962 | 1 | 2 | 1 | .667 | 0 | 0 | 0 | 0 | 0 | 0 |
| Ivy Group; Eastern Intercollegiate, 1941-2023 | 76 | 45 | 85 | .346 | 0 | 2 | 1 | 1 | 4 | 7 |
| Kentucky Intercollegiate, 1940 | 1 | 0 | 1 | .000 | 0 | 0 | 0 | 0 | 0 | 1 |
| Little Three (New England), 1955 | 1 | 0 | 1 | .000 | 0 | 0 | 0 | 0 | 0 | 0 |
| Metro Atlantic, 1984-2023 | 41 | 10 | 41 | .196 | 0 | 0 | 0 | 0 | 0 | 1 |
| Metro, 1976-95 | 39 | 39 | 37 | .513 | 2 | 0 | 2 | 0 | 4 | 0 |
| Mid-American, 1953-2023 | 75 | 33 | 79 | .295 | 0 | 0 | 0 | 0 | 0 | 2 |
| Mid-Eastern, 1981-2023 | 41 | 7 | 41 | .146 | 0 | 0 | 0 | 0 | 0 | 0 |
| Missouri Valley, 1941-2023 | 107 | 107 | 111 | .491 | 4 | 5 | 6 | 3 | 18 | 8 |
| Mountain West, 2002-23 | 59 | 27 | 59 | .314 | 0 | 1 | 0 | 0 | 1 | 0 |
| Northeast; ECAC Metro, 1982-2023 | 41 | 8 | 41 | .163 | 0 | 0 | 0 | 0 | 0 | 0 |
| Ohio Valley, 1953-2023 | 68 | 22 | 71 | .237 | 0 | 0 | 0 | 0 | 0 | 0 |
| Pac-12, Pacific-10; Pacific-8, AAWU, Pacific Coast, 1939-2023 | 201 | 292 | 196 | .598 | 15 | 4 | 11 | 4 | 34 | 27 |
| Patriot, 1992-2023 | 31 | 4 | 31 | .114 | 0 | 0 | 0 | 0 | 0 | 0 |
| Presidents Athletic, 1956 | 1 | 1 | 2 | .333 | 0 | 0 | 0 | 0 | 0 | 0 |
| Rocky Mountain, 1951-60 | 9 | 6 | 11 | .353 | 0 | 0 | 0 | 0 | 0 | 0 |
| Skyline Eight; Mountain States, 1939-62 | 24 | 20 | 34 | .370 | 2 | 0 | 1 | 1 | 4 | 12 |
| Southeastern, 1942-2023 | 241 | 339 | 237 | .589 | 11 | 6 | 13 | 2 | 32 | 34 |
| Southern, 1939-2023 | 75 | 33 | 79 | .295 | 0 | 2 | 1 | 0 | 3 | 7 |
| Southland, 1969-2023 | 42 | 14 | 42 | .250 | 0 | 0 | 0 | 0 | 0 | 0 |
| Southwest, 1939-96 | 77 | 73 | 88 | .453 | 0 | 3 | 7 | 2 | 12 | 10 |
| Southwestern, 1980-2023 | 41 | 7 | 41 | .146 | 0 | 0 | 0 | 0 | 0 | 0 |
| Summit; Mid-Continent, 1986-2023 | 38 | 12 | 38 | .240 | 0 | 0 | 0 | 0 | 0 | 0 |
| Sun Belt, 1977-2023 | 59 | 27 | 60 | .310 | 0 | 0 | 0 | 1 | 1 | 1 |
| West Coast; California Basketball Assn., 1953-2023 | 93 | 97 | 93 | .511 | 2 | 2 | 1 | 0 | 5 | 14 |
| Western Athletic, 1963-2023 | 98 | 66 | 104 | .388 | 0 | 1 | 0 | 1 | 2 | 6 |
| Western New York Little Three, 1955-57 | 3 | 6 | 3 | .667 | 0 | 0 | 0 | 0 | 0 | 2 |
| Yankee, 1951-67 | 15 | 4 | 16 | .200 | 0 | 0 | 0 | 0 | 0 | 1 |
| Independents, 1939-91 | 279 | 304 | 324 | .484 | 6 | 10 | 12 | 11 | 39 | 45 |
| Vacated | 77 | 125 | 79 | .613 | 1 | 5 | 7 | 0 | 13 | 5 |
| TOTAL | 3,565 | 3,636 | 3,636 | .500 | 84 | 84 | 132 | 36 | 336 | 336 |

Note: Third-place games were played from 1946 through 1981. Results from the other years are treated as third-place ties. The 2020 championship was canceled due to the COVID-19 pandemic.

CONFERENCE TEAMS IN THE TOURNAMENT BY DECADE

NOTE: These decade charts are based on on-the-court records that are not affected by later action such as vacating.

1939-49

| Conference | 1939 | 1940 | 1941 | 1942 | 1943 | 1944 | 1945 | 1946 | 1947 | 1948 | 1949 | TOTAL |
|---------------------|---------------|---------------|---------------|---------------|---------------|---------------|---------------|-----------------|-----------------|-----------------|-----------------|--------------------|
| Big Eight | 1: 1-1 | 1: 2-1 | 0 | 1: 1-1 | 1: 1-1 | 2: 2-2 | 0 | 0 | 1: 2-1 | 1: 1-2 | 0 | 8: 10-9 |
| Big Ten | 1: 2-1 | 1: 3-0 | 1: 3-0 | 1: 0-2 | 0 | 1: 1-1 | 1: 1-1 | 1: 2-1 | 1: 1-1 | 1: 1-1 | 1: 2-1 | 10: 16-9 |
| Ivy | -- | -- | 1: 1-1 | 1: 2-1 | 1: 1-1 | 1: 2-1 | 0 | 0 | 0 | 1: 0-2 | 1: 0-2 | 6: 6-8 |
| Ky. Intercollegiate | -- | 1: 0-1 | -- | -- | -- | -- | -- | -- | -- | -- | -- | 1: 0-1 |
| Missouri Valley | -- | -- | 1: 1-1 | 0 | 0 | 0 | 1: 3-0 | 1: 3-0 | 0 | 0 | 1: 2-1 | 4: 9-2 |
| Pac-12 | 1: 3-0 | 1: 1-1 | 1: 2-1 | 1: 3-0 | 1: 0-2 | 0 | 1: 1-1 | 1: 1-2 | 1: 1-1 | 1: 1-1 | 1: 1-2 | 10: 14-11 |
| Skyline Eight | 1: 1-1 | 1: 0-2 | 1: 0-2 | 1: 1-1 | 1: 3-0 | 1: 3-0 | 1: 0-2 | 1: 1-1 | 1: 0-2 | 1: 0-2 | 1: 0-2 | 11: 9-15 |
| Southeastern | -- | -- | -- | 1: 1-1 | 0 | 0 | 1: 1-1 | 0 | 0 | 1: 3-0 | 1: 3-0 | 4: 8-2 |
| Southern | 1: 0-1 | 0 | 1: 0-2 | 0 | 0 | 0 | 0 | 1: 2-1 | 0 | 0 | 0 | 3: 2-4 |
| Southwest | 1: 0-2 | 1: 1-1 | 1: 1-1 | 1: 0-2 | 1: 1-1 | 0 | 1: 1-1 | 1: 0-2 | 1: 2-1 | 1: 2-1 | 1: 1-1 | 10: 9-13 |
| Independents | 2: 1-2 | 2: 1-2 | 1: 1-1 | 1: 1-1 | 3: 3-4 | 3: 1-5 | 2: 2-3 | 2: 1-3 | 3: 4-4 | 1: 2-1 | 1: 1-1 | 21: 18-27 |
| TOTALS | 8: 8-8 | 8: 8-8 | 8: 9-9 | 8: 9-9 | 8: 9-9 | 8: 9-9 | 8: 9-9 | 8: 10-10 | 8: 10-10 | 8: 10-10 | 8: 10-10 | 88: 101-101 |

1950-59

| Conference | 1950 | 1951 | 1952 | 1953 | 1954 | 1955 | 1956 | 1957 | 1958 | 1959 | TOTAL |
|-------------------------|-----------------|------------------|------------------|------------------|------------------|------------------|------------------|------------------|------------------|------------------|---------------------|
| Atlantic Coast | -- | -- | -- | 0 | 1: 2-1 | 1: 0-1 | 1: 0-1 | 1: 5-0 | 1: 2-1 | 1: 0-1 | 6: 9-5 |
| Big Eight | 0 | 1: 3-1 | 1: 4-0 | 1: 3-1 | 1: 0-2 | 1: 3-1 | 1: 1-1 | 1: 3-1 | 1: 2-2 | 1: 1-1 | 9: 20-10 |
| Big Ten | 1: 1-1 | 1: 3-1 | 1: 3-1 | 1: 4-0 | 1: 1-1 | 1: 2-2 | 1: 3-1 | 1: 2-2 | 1: 1-1 | 1: 1-1 | 10: 21-11 |
| Border | -- | 1: 0-1 | 1: 0-2 | 1: 0-1 | 1: 0-1 | 1: 0-1 | 1: 0-1 | 1: 0-1 | 1: 0-1 | 1: 0-1 | 9: 0-10 |
| East Coast | -- | -- | -- | -- | -- | -- | -- | -- | -- | 1: 0-2 | 1: 0-2 |
| Ivy | 0 | 1: 0-1 | 1: 0-2 | 1: 1-1 | 1: 0-2 | 1: 0-2 | 1: 2-1 | 1: 0-1 | 1: 2-1 | 1: 0-1 | 9: 5-12 |
| Little Three | -- | -- | -- | -- | -- | 1: 0-1 | -- | -- | -- | -- | 1: 0-1 |
| Mid-American | -- | -- | -- | 1: 0-1 | 1: 0-1 | 1: 0-1 | 1: 0-1 | 1: 0-1 | 1: 1-2 | 1: 0-1 | 7: 1-8 |
| Missouri Valley | 1: 2-1 | 1: 2-2 | 1: 1-1 | 1: 1-1 | 1: 1-1 | 1: 1-1 | 1: 0-2 | 1: 0-2 | 1: 1-1 | 1: 3-1 | 10: 12-13 |
| Ohio Valley | -- | -- | -- | 1: 0-1 | 0 | 0 | 1: 2-1 | 1: 0-1 | 1: 0-1 | 1: 0-1 | 5: 2-5 |
| Pac-12 | 1: 0-2 | 1: 2-1 | 1: 0-2 | 1: 3-1 | 1: 2-2 | 1: 1-1 | 1: 1-1 | 1: 1-1 | 1: 1-1 | 1: 4-0 | 10: 15-12 |
| Presidents Athletic | -- | -- | -- | -- | -- | -- | 1: 1-2 | -- | -- | -- | 1: 1-2 |
| Rocky Mountain | -- | 1: 0-1 | 0 | 1: 0-1 | 1: 2-1 | 1: 0-1 | 1: 0-1 | 1: 1-2 | 1: 1-2 | 1: 2-1 | 8: 6-10 |
| Skyline Eight | 1: 1-1 | 1: 1-2 | 1: 1-1 | 1: 0-2 | 1: 0-2 | 1: 1-1 | 1: 1-1 | 1: 1-1 | 1: 0-1 | 1: 0-2 | 10: 6-14 |
| Southeastern | 0 | 1: 4-0 | 1: 1-1 | 1: 2-2 | 1: 0-2 | 1: 1-1 | 1: 1-1 | 1: 1-1 | 1: 4-0 | 1: 1-1 | 9: 15-9 |
| Southern | 1: 2-1 | 1: 1-2 | 1: 1-1 | 1: 1-1 | 1: 0-1 | 1: 0-1 | 1: 0-1 | 1: 0-1 | 1: 0-1 | 1: 4-1 | 10: 9-11 |
| Southwest | 1: 1-2 | 1: 0-1 | 1: 1-1 | 1: 1-1 | 1: 1-1 | 1: 0-2 | 1: 3-2 | 1: 1-1 | 1: 0-2 | 1: 1-1 | 10: 9-14 |
| West Coast | -- | -- | -- | 1: 2-1 | 1: 2-1 | 1: 5-0 | 1: 4-0 | 1: 3-1 | 1: 1-1 | 1: 1-1 | 7: 18-5 |
| W'ern N.Y. Little Three | -- | -- | -- | -- | -- | 1: 2-1 | 1: 2-1 | 1: 2-1 | -- | -- | 3: 6-3 |
| Yankee | -- | 1: 0-1 | 0 | 0 | 1: 0-1 | 0 | 1: 1-2 | 1: 0-1 | 1: 0-1 | 1: 0-1 | 6: 1-7 |
| Independents | 2: 3-2 | 4: 2-4 | 6: 8-8 | 8: 8-11 | 9: 17-8 | 8: 12-10 | 7: 7-8 | 6: 7-8 | 8: 12-9 | 6: 9-9 | 64: 85-77 |
| TOTAL | 8: 10-10 | 16: 18-18 | 16: 20-20 | 22: 26-26 | 24: 28-28 | 24: 28-28 | 25: 29-29 | 23: 27-27 | 24: 28-28 | 23: 27-27 | 205: 241-241 |

1960-69

| Conference | 1960 | 1961 | 1962 | 1963 | 1964 | 1965 | 1966 | 1967 | 1968 | 1969 | TOTAL |
|-------------------------|--------|--------|--------|--------|--------|--------|--------|--------|--------|--------|-----------|
| Atlantic Coast | 1: 2-1 | 1: 2-1 | 1: 4-1 | 1: 3-1 | 1: 3-1 | 1: 1-1 | 1: 3-1 | 1: 2-2 | 1: 3-1 | 1: 2-2 | 10: 25-12 |
| Big Eight | 1: 1-1 | 1: 1-1 | 1: 1-1 | 1: 1-1 | 1: 2-2 | 1: 1-1 | 1: 1-1 | 1: 1-1 | 1: 0-2 | 1: 1-1 | 10: 10-12 |
| Big Sky | -- | -- | -- | -- | -- | -- | -- | -- | 1: 0-1 | 1: 2-1 | 2: 2-2 |
| Big Ten | 1: 4-0 | 1: 3-1 | 1: 3-1 | 1: 1-1 | 1: 3-1 | 1: 3-1 | 1: 1-1 | 1: 1-1 | 1: 3-1 | 1: 3-1 | 10: 25-9 |
| Border | 1: 0-1 | 1: 2-1 | 1: 0-1 | -- | -- | -- | -- | -- | -- | -- | 3: 2-3 |
| East Coast | 1: 0-2 | 1: 3-1 | 1: 0-2 | 1: 2-1 | 1: 0-1 | 1: 1-2 | 1: 2-1 | 1: 0-1 | 1: 0-1 | 1: 0-1 | 10: 8-13 |
| Florida Intercollegiate | 1: 0-1 | -- | -- | -- | -- | -- | -- | -- | -- | -- | 1: 0-1 |
| Indiana Collegiate | -- | -- | 1: 2-1 | -- | -- | -- | -- | -- | -- | -- | 1: 2-1 |
| Ivy | 1: 0-1 | 1: 1-2 | 1: 0-1 | 1: 0-1 | 1: 1-2 | 1: 4-1 | 0 | 1: 2-1 | 1: 2-1 | 1: 0-1 | 9: 10-11 |
| Mid-American | 1: 1-2 | 1: 0-1 | 1: 0-1 | 1: 1-2 | 1: 2-1 | 1: 0-1 | 1: 0-1 | 1: 0-1 | 1: 0-1 | 1: 1-2 | 10: 5-13 |
| Missouri Valley | 1: 3-1 | 1: 4-0 | 1: 4-0 | 1: 3-1 | 1: 1-1 | 1: 2-2 | 1: 0-2 | 1: 0-2 | 1: 1-1 | 1: 3-1 | 10: 21-11 |
| Ohio Valley | 1: 2-1 | 1: 1-2 | 1: 1-2 | 1: 0-1 | 1: 0-1 | 1: 0-1 | 1: 2-1 | 1: 0-1 | 1: 1-2 | 1: 0-1 | 10: 7-13 |
| Pac-12 | 2: 4-2 | 1: 1-2 | 1: 2-2 | 1: 0-2 | 1: 4-0 | 1: 4-0 | 1: 1-1 | 1: 4-0 | 1: 4-0 | 1: 4-0 | 11: 28-9 |
| Rocky Mountain | 1: 0-1 | -- | -- | -- | -- | -- | -- | -- | -- | -- | 1: 0-1 |
| Skyline Eight | 1: 2-1 | 1: 2-2 | 1: 1-2 | -- | -- | -- | -- | -- | -- | -- | 3: 5-5 |
| Southeastern | 1: 1-1 | 1: 1-1 | 1: 1-1 | 1: 1-1 | 1: 0-2 | 1: 1-1 | 1: 3-1 | 1: 0-2 | 1: 1-1 | 1: 1-1 | 10: 10-12 |

| Conference | 1960 | 1961 | 1962 | 1963 | 1964 | 1965 | 1966 | 1967 | 1968 | 1969 | TOTAL |
|------------------|------------------|------------------|------------------|------------------|------------------|------------------|------------------|------------------|------------------|------------------|---------------------|
| Southern | 1: 2-1 | 1: 0-1 | 1: 0-1 | 1: 2-1 | 1: 0-1 | 1: 0-1 | 1: 1-2 | 1: 0-1 | 1: 2-1 | 1: 2-1 | 10: 9-11 |
| Southland | -- | -- | -- | -- | -- | -- | -- | -- | -- | 1: 0-1 | 1: 0-1 |
| Southwest | 1: 0-2 | 1: 1-1 | 1: 1-2 | 1: 2-1 | 1: 0-1 | 1: 1-1 | 1: 1-1 | 1: 1-1 | 1: 1-1 | 1: 1-2 | 10: 9-13 |
| West Coast | 1: 0-2 | 1: 1-1 | 1: 1-1 | 1: 1-1 | 1: 1-1 | 1: 1-1 | 1: 0-2 | 1: 1-1 | 1: 1-1 | 1: 1-1 | 10: 8-12 |
| Western Athletic | -- | -- | -- | 1: 2-1 | 1: 0-1 | 1: 0-2 | 1: 2-2 | 1: 0-2 | 1: 0-2 | 1: 0-1 | 7: 4-11 |
| Yankee | 1: 0-1 | 1: 0-1 | 1: 0-1 | 1: 0-1 | 1: 2-1 | 1: 0-1 | 1: 0-1 | 1: 0-1 | -- | -- | 8: 2-8 |
| Independents | 6: 7-7 | 8: 5-9 | 8: 8-8 | 10: 10-12 | 10: 10-12 | 8: 8-10 | 8: 9-8 | 8: 15-9 | 8: 8-10 | 9: 8-11 | 83: 88-96 |
| TOTAL | 25: 29-29 | 24: 28-28 | 25: 29-29 | 25: 29-29 | 25: 29-29 | 23: 27-27 | 22: 26-26 | 23: 27-27 | 23: 27-27 | 25: 29-29 | 240: 280-280 |

1970-79

| Conference | 1970 | 1971 | 1972 | 1973 | 1974 | 1975 | 1976 | 1977 | 1978 | 1979 | TOTAL |
|------------------|------------------|------------------|------------------|------------------|------------------|------------------|------------------|------------------|------------------|------------------|---------------------|
| Atlantic 10 | -- | -- | -- | -- | -- | -- | -- | 1: 0-1 | 1: 2-1 | 1: 1-1 | 3: 3-3 |
| Atlantic Coast | 1: 1-1 | 1: 0-2 | 1: 3-1 | 1: 1-1 | 1: 4-0 | 2: 4-2 | 2: 0-2 | 2: 6-2 | 2: 4-2 | 2: 0-2 | 15: 23-15 |
| Big Eight | 1: 1-1 | 1: 2-2 | 1: 1-1 | 1: 1-1 | 1: 2-2 | 2: 2-2 | 1: 2-1 | 1: 1-1 | 2: 0-2 | 1: 1-1 | 12: 13-14 |
| Big Sky | 1: 0-1 | 1: 0-1 | 1: 1-2 | 1: 0-1 | 1: 0-1 | 1: 1-2 | 1: 0-1 | 1: 2-1 | 1: 0-1 | 1: 1-1 | 10: 5-12 |
| Big Ten | 1: 1-1 | 1: 1-1 | 1: 1-1 | 1: 3-1 | 1: 1-1 | 2: 2-2 | 2: 9-1 | 2: 2-2 | 2: 3-2 | 2: 5-1 | 15: 28-13 |
| Big West | 1: 1-2 | 1: 2-1 | 1: 2-1 | 1: 2-1 | 1: 0-1 | 1: 0-1 | 1: 0-1 | 1: 0-1 | 1: 2-1 | 2: 0-2 | 11: 9-12 |
| Coastal | -- | -- | -- | -- | -- | 0 | 0 | 0 | 0 | 0 | 0: 0-0 |
| East Coast | 1: 0-1 | 1: 0-1 | 1: 0-1 | 1: 0-1 | 1: 0-1 | 1: 0-1 | 1: 0-1 | 1: 0-1 | 1: 0-1 | 1: 0-1 | 10: 0-10 |
| Ivy | 1: 0-1 | 1: 2-1 | 1: 2-1 | 1: 1-2 | 1: 0-1 | 1: 0-1 | 1: 0-1 | 1: 0-1 | 1: 1-1 | 1: 4-2 | 10: 10-12 |
| Metro | -- | -- | -- | -- | -- | -- | 2: 0-2 | 2: 0-2 | 2: 1-2 | 2: 2-2 | 8: 3-8 |
| Mid-American | 1: 0-1 | 1: 0-1 | 1: 0-1 | 1: 0-1 | 1: 0-1 | 1: 2-1 | 1: 1-1 | 1: 0-1 | 1: 1-1 | 1: 1-1 | 10: 5-10 |
| Missouri Valley | 1: 1-1 | 1: 1-1 | 1: 2-2 | 1: 3-1 | 1: 0-2 | 2: 4-2 | 1: 0-1 | 1: 1-1 | 1: 0-1 | 2: 4-2 | 12: 16-14 |
| Ohio Valley | 1: 0-1 | 1: 4-1 | 1: 0-1 | 1: 1-2 | 1: 0-1 | 1: 0-1 | 1: 0-1 | 1: 0-1 | 1: 1-1 | 1: 0-1 | 10: 6-11 |
| Pac-12 | 1: 4-0 | 1: 4-0 | 1: 4-0 | 1: 4-0 | 1: 3-1 | 2: 6-2 | 2: 4-2 | 1: 1-1 | 1: 1-1 | 2: 3-2 | 13: 34-9 |
| Southeastern | 1: 1-1 | 1: 0-2 | 1: 1-1 | 1: 1-1 | 1: 0-2 | 2: 4-2 | 2: 1-2 | 2: 2-2 | 1: 5-0 | 2: 2-2 | 14: 17-15 |
| Southern | 1: 0-1 | 1: 0-1 | 1: 0-1 | 1: 0-1 | 1: 1-2 | 1: 0-1 | 1: 2-1 | 1: 1-1 | 1: 0-1 | 1: 0-1 | 10: 4-11 |
| Southland | 0 | 0 | 1: 2-1 | 1: 1-2 | 0 | 0 | 0 | 0 | 0 | 1: 1-1 | 3: 4-4 |
| Southwest | 1: 0-1 | 1: 0-1 | 1: 1-2 | 1: 0-1 | 1: 0-1 | 1: 0-1 | 1: 1-1 | 1: 0-1 | 2: 4-2 | 2: 2-2 | 12: 8-13 |
| Sun Belt | -- | -- | -- | -- | -- | -- | -- | 1: 3-2 | 0 | 2: 0-2 | 3: 3-4 |
| West Coast | 1: 1-1 | 1: 1-1 | 1: 1-1 | 1: 1-1 | 1: 1-1 | 1: 2-1 | 1: 1-1 | 1: 0-1 | 1: 1-1 | 2: 2-2 | 11: 11-11 |
| Western Athletic | 1: 0-1 | 1: 1-2 | 1: 0-1 | 1: 1-2 | 1: 2-1 | 2: 2-2 | 1: 2-1 | 2: 1-2 | 2: 1-2 | 2: 0-2 | 14: 10-16 |
| Yankee | 0 | 0 | 0 | 0 | 0 | 0 | 1: 1-1 | -- | -- | -- | 1: 1-1 |
| Independents | 9: 18-13 | 9: 11-10 | 8: 8-10 | 8: 9-9 | 9: 5-10 | 9: 7-12 | 9: 8-10 | 8: 12-7 | 8: 5-9 | 9: 11-9 | 86: 104-99 |
| TOTAL | 25: 29-29 | 25: 29-29 | 25: 29-29 | 25: 29-29 | 25: 29-29 | 32: 36-36 | 32: 32-32 | 32: 32-32 | 32: 32-32 | 40: 40-40 | 293: 317-317 |

1980-89

| Conference | 1980 | 1981 | 1982 | 1983 | 1984 | 1985 | 1986 | 1987 | 1988 | 1989 | TOTAL |
|-----------------|---------|--------|---------|---------|--------|---------|---------|---------|---------|---------|-----------|
| America East | 1: 0-1 | 1: 1-1 | 1: 1-1 | 1: 0-1 | 1: 1-1 | 1: 0-1 | 1: 0-1 | 1: 0-1 | 1: 0-1 | 1: 1-1 | 10: 4-10 |
| American South | -- | -- | -- | -- | -- | -- | -- | 0 | 0 | 1: 1-1 | 1: 1-1 |
| Atlantic 10 | 1: 1-1 | 1: 1-1 | 2: 1-2 | 2: 1-2 | 2: 2-2 | 1: 1-1 | 3: 2-3 | 2: 1-2 | 2: 5-2 | 2: 1-2 | 18: 16-18 |
| Atlantic Coast | 5: 6-5 | 4: 9-4 | 4: 7-3 | 4: 11-3 | 5: 8-5 | 5: 12-5 | 6: 13-6 | 6: 5-6 | 5: 9-5 | 6: 12-6 | 50: 92-48 |
| Atlantic Sun | -- | 1: 0-1 | 1: 0-1 | 1: 0-1 | 1: 0-1 | 1: 0-1 | 1: 1-1 | 1: 0-1 | 1: 0-1 | 1: 0-1 | 9: 1-9 |
| Big East | 3: 3-3 | 3: 3-3 | 4: 10-4 | 5: 6-5 | 4: 7-3 | 6: 18-5 | 4: 4-4 | 5: 14-5 | 6: 7-6 | 5: 11-5 | 45: 83-43 |
| Big Eight | 2: 3-2 | 3: 5-3 | 2: 3-2 | 3: 1-3 | 2: 1-2 | 3: 4-3 | 5: 7-5 | 4: 5-4 | 5: 14-4 | 4: 4-4 | 33: 47-32 |
| Big Sky | 1: 0-1 | 1: 0-1 | 1: 1-1 | 1: 0-1 | 1: 0-1 | 1: 0-1 | 1: 0-1 | 1: 0-1 | 1: 0-1 | 1: 0-1 | 10: 1-10 |
| Big South | -- | -- | -- | -- | -- | -- | 0 | 0 | 0 | 0 | 0: 0-0 |
| Big Ten | 4: 11-5 | 3: 6-2 | 4: 3-4 | 5: 5-5 | 3: 4-3 | 6: 4-6 | 6: 4-6 | 6: 12-5 | 5: 7-5 | 5: 15-4 | 47: 71-45 |
| Big West | 2: 0-2 | 1: 0-1 | 1: 1-1 | 2: 0-2 | 2: 2-2 | 1: 1-1 | 1: 2-1 | 1: 4-1 | 3: 1-3 | 1: 3-1 | 15: 14-15 |
| Coastal | 0 | 0 | 0 | 1: 1-1 | 1: 2-1 | 1: 1-1 | 2: 3-2 | 1: 0-1 | 1: 2-1 | 1: 0-1 | 8: 9-8 |
| East Coast | 1: 0-1 | 1: 3-1 | 1: 0-1 | 1: 1-1 | 1: 0-1 | 1: 0-1 | 1: 0-1 | 1: 0-1 | 1: 0-1 | 1: 0-1 | 10: 4-10 |
| Horizon | -- | -- | 1: 0-1 | 1: 0-1 | 1: 0-1 | 1: 2-1 | 1: 0-1 | 1: 1-1 | 1: 0-1 | 2: 1-2 | 9: 4-9 |
| Ivy | 1: 1-1 | 1: 1-1 | 1: 0-1 | 1: 2-1 | 1: 1-1 | 1: 0-1 | 1: 0-1 | 1: 0-1 | 1: 0-1 | 1: 0-1 | 10: 4-10 |
| Metro | 3: 7-2 | 1: 0-1 | 2: 4-2 | 2: 4-2 | 2: 4-2 | 2: 4-2 | 3: 7-2 | 0 | 3: 3-3 | 4: 2-4 | 22: 35-20 |
| Metro Atlantic | -- | -- | -- | -- | 1: 0-1 | 1: 0-1 | 1: 0-1 | 1: 0-1 | 1: 0-1 | 1: 0-1 | 6: 0-6 |
| Mid-American | 1: 0-1 | 1: 0-1 | 1: 0-1 | 1: 1-1 | 1: 0-1 | 2: 0-2 | 2: 0-2 | 1: 0-1 | 1: 0-1 | 1: 1-1 | 12: 2-12 |
| Mid-Eastern | -- | 1: 0-1 | 1: 0-1 | 1: 0-1 | 1: 0-1 | 1: 0-1 | 1: 0-1 | 1: 0-1 | 1: 0-1 | 1: 0-1 | 9: 0-9 |
| Missouri Valley | 1: 0-1 | 2: 3-2 | 1: 0-1 | 1: 0-1 | 2: 1-2 | 3: 1-3 | 2: 1-2 | 2: 0-2 | 2: 0-2 | 1: 0-1 | 17: 6-17 |
| Northeast | -- | -- | 1: 0-1 | 1: 1-1 | 1: 0-1 | 1: 0-1 | 1: 0-1 | 1: 0-1 | 1: 0-1 | 1: 0-1 | 8: 1-8 |
| Ohio Valley | 1: 0-1 | 1: 0-1 | 1: 1-1 | 1: 0-1 | 1: 1-1 | 1: 0-1 | 1: 0-1 | 2: 1-2 | 1: 1-1 | 1: 1-1 | 11: 5-11 |
| Pac-12 | 4: 6-4 | 3: 0-3 | 2: 2-2 | 2: 1-2 | 2: 2-2 | 4: 0-4 | 2: 0-2 | 2: 1-2 | 2: 4-2 | 4: 3-4 | 27: 19-27 |

| Conference | 1980 | 1981 | 1982 | 1983 | 1984 | 1985 | 1986 | 1987 | 1988 | 1989 | TOTAL |
|------------------|------------------|------------------|------------------|------------------|------------------|------------------|------------------|------------------|------------------|------------------|---------------------|
| Southeastern | 3: 4-3 | 4: 4-5 | 3: 2-3 | 4: 6-4 | 4: 3-4 | 5: 7-5 | 4: 12-4 | 6: 8-6 | 5: 6-5 | 5: 0-5 | 43: 52-44 |
| Southern | 1: 0-1 | 1: 0-1 | 1: 1-1 | 1: 0-1 | 1: 0-1 | 1: 0-1 | 1: 0-1 | 1: 0-1 | 1: 0-1 | 1: 0-1 | 10: 1-10 |
| Southland | 1: 2-1 | 1: 1-1 | 1: 0-1 | 1: 1-1 | 1: 1-1 | 1: 2-1 | 1: 0-1 | 1: 0-1 | 1: 0-1 | 1: 0-1 | 10: 7-10 |
| Southwest | 2: 2-2 | 2: 2-2 | 2: 4-2 | 2: 5-2 | 3: 5-3 | 3: 2-3 | 1: 0-1 | 3: 1-3 | 3: 1-3 | 2: 2-2 | 23: 24-23 |
| Southwestern | 1: 1-1 | 1: 0-1 | 1: 0-1 | 1: 1-1 | 1: 1-1 | 1: 0-1 | 1: 0-1 | 1: 0-1 | 1: 0-1 | 1: 0-1 | 10: 3-10 |
| Summit | -- | -- | -- | -- | -- | -- | 1: 2-1 | 1: 1-1 | 1: 0-1 | 1: 0-1 | 4: 3-4 |
| Sun Belt | 2: 0-2 | 2: 3-2 | 1: 2-1 | 2: 1-2 | 2: 1-2 | 3: 2-3 | 4: 3-4 | 2: 1-2 | 1: 0-1 | 1: 1-1 | 20: 14-20 |
| West Coast | 1: 0-1 | 1: 0-1 | 2: 1-2 | 1: 0-1 | 1: 0-1 | 1: 0-1 | 1: 0-1 | 2: 0-2 | 1: 1-1 | 2: 0-2 | 13: 2-13 |
| Western Athletic | 1: 0-1 | 3: 5-3 | 1: 1-1 | 1: 2-1 | 2: 1-2 | 2: 1-2 | 2: 0-2 | 3: 3-3 | 3: 1-3 | 2: 2-2 | 20: 16-20 |
| Independents | 5: 1-5 | 4: 2-4 | 4: 2-4 | 2: 0-2 | 2: 4-2 | 3: 1-3 | 2: 2-2 | 3: 5-3 | 2: 1-2 | 2: 2-2 | 29: 20-29 |
| TOTAL | 48: 48-48 | 48: 48-48 | 48: 47-47 | 52: 51-51 | 53: 52-52 | 64: 63-63 | 64: 63-63 | 64: 63-63 | 64: 63-63 | 64: 63-63 | 569: 561-561 |

1990-99

| Conference | 1990 | 1991 | 1992 | 1993 | 1994 | 1995 | 1996 | 1997 | 1998 | 1999 | TOTAL |
|------------------|------------------|------------------|------------------|------------------|------------------|------------------|------------------|------------------|------------------|------------------|---------------------|
| America East | 1: 0-1 | 1: 0-1 | 1: 0-1 | 1: 0-1 | 1: 0-1 | 1: 0-1 | 1: 1-1 | 1: 0-1 | 1: 0-1 | 1: 0-1 | 10: 1-10 |
| American South | 0 | 2: 0-2 | -- | -- | -- | -- | -- | -- | -- | -- | 2: 0-2 |
| American West | -- | -- | -- | -- | -- | 0 | 0 | -- | -- | -- | 0: 0-0 |
| Atlantic 10 | 1: 0-1 | 3: 4-3 | 3: 2-3 | 4: 7-4 | 3: 3-3 | 2: 3-2 | 4: 6-4 | 5: 4-5 | 5: 3-5 | 3: 3-3 | 33: 35-33 |
| Atlantic Coast | 5: 14-5 | 6: 13-5 | 5: 12-4 | 6: 14-5 | 5: 10-5 | 4: 11-4 | 6: 6-6 | 6: 8-6 | 5: 10-5 | 3: 7-3 | 51: 105-48 |
| Atlantic Sun | 1: 0-1 | 1: 0-1 | 1: 0-1 | 0 | 2: 0-2 | 1: 0-1 | 1: 0-1 | 1: 1-1 | 1: 0-1 | 1: 0-1 | 10: 1-10 |
| Big 12 | -- | -- | -- | -- | -- | -- | -- | 5: 7-5 | 4: 2-4 | 5: 4-5 | 14: 13-14 |
| Big East | 6: 7-6 | 7: 11-7 | 5: 5-5 | 3: 2-3 | 6: 8-6 | 4: 6-4 | 5: 12-5 | 4: 5-4 | 5: 7-5 | 5: 10-4 | 50: 73-49 |
| Big Eight | 4: 2-4 | 3: 7-3 | 6: 5-6 | 6: 5-6 | 4: 6-4 | 5: 8-5 | 4: 4-4 | -- | -- | -- | 32: 37-32 |
| Big Sky | 1: 0-1 | 1: 0-1 | 1: 0-1 | 1: 0-1 | 1: 0-1 | 1: 1-1 | 1: 0-1 | 1: 0-1 | 1: 0-1 | 1: 1-1 | 10: 2-10 |
| Big South | 0 | 1: 0-1 | 1: 0-1 | 1: 0-1 | 1: 0-1 | 0 | 1: 0-1 | 1: 0-1 | 1: 0-1 | 1: 0-1 | 8: 0-8 |
| Big Ten | 7: 8-7 | 5: 6-5 | 5: 14-5 | 5: 10-5 | 7: 11-7 | 6: 1-6 | 5: 2-5 | 6: 7-6 | 5: 7-5 | 7: 13-7 | 58: 79-58 |
| Big West | 3: 7-2 | 2: 4-2 | 1: 2-1 | 2: 1-2 | 1: 0-1 | 1: 0-1 | 1: 0-1 | 1: 0-1 | 1: 0-1 | 1: 0-1 | 14: 14-13 |
| Coastal | 1: 0-1 | 1: 1-1 | 1: 0-1 | 1: 0-1 | 1: 0-1 | 1: 1-1 | 1: 0-1 | 1: 0-1 | 1: 1-1 | 1: 0-1 | 10: 3-10 |
| Conference USA | -- | -- | -- | -- | -- | -- | 4: 6-4 | 4: 5-4 | 3: 3-3 | 4: 2-4 | 15: 16-15 |
| East Coast | 1: 0-1 | 1: 0-1 | 0 | -- | 0 | -- | -- | -- | -- | -- | 2: 0-2 |
| Great Midwest | -- | -- | 3: 7-3 | 3: 3-3 | 4: 2-4 | 3: 4-3 | -- | -- | -- | -- | 13: 16-13 |
| Horizon | 2: 3-2 | 1: 1-1 | 1: 0-1 | 2: 1-2 | 0 | 2: 0-2 | 2: 0-2 | 1: 0-1 | 3: 1-3 | 1: 1-1 | 15: 7-15 |
| Ivy | 1: 0-1 | 1: 0-1 | 1: 0-1 | 1: 0-1 | 1: 1-1 | 1: 0-1 | 1: 1-1 | 1: 0-1 | 1: 1-1 | 1: 0-1 | 10: 3-10 |
| Metro | 2: 1-2 | 2: 1-2 | 4: 2-4 | 2: 3-2 | 1: 2-1 | 3: 1-3 | -- | -- | -- | -- | 14: 10-14 |
| Metro Atlantic | 1: 1-1 | 1: 0-1 | 1: 0-1 | 1: 0-1 | 1: 0-1 | 2: 1-2 | 1: 0-1 | 1: 0-1 | 1: 0-1 | 1: 0-1 | 11: 2-11 |
| Mid-American | 1: 2-1 | 1: 2-1 | 1: 0-1 | 1: 0-1 | 1: 0-1 | 2: 1-2 | 1: 1-1 | 1: 0-1 | 2: 1-2 | 2: 2-2 | 13: 9-13 |
| Mid-Eastern | 1: 0-1 | 0 | 1: 0-1 | 1: 0-1 | 1: 0-1 | 1: 0-1 | 1: 0-1 | 1: 1-1 | 1: 0-1 | 1: 0-1 | 9: 1-9 |
| Missouri Valley | 1: 0-1 | 1: 1-1 | 1: 0-1 | 1: 0-1 | 2: 2-2 | 2: 2-2 | 2: 0-2 | 1: 0-1 | 1: 1-1 | 3: 3-3 | 15: 9-15 |
| Northeast | 1: 0-1 | 1: 0-1 | 1: 0-1 | 1: 0-1 | 1: 0-1 | 1: 0-1 | 1: 0-1 | 1: 0-1 | 1: 0-1 | 1: 0-1 | 10: 0-10 |
| Ohio Valley | 1: 0-1 | 1: 0-1 | 1: 0-1 | 1: 0-1 | 1: 0-1 | 1: 0-1 | 1: 0-1 | 1: 0-1 | 1: 0-1 | 1: 0-1 | 10: 0-10 |
| Pac-12 | 4: 4-4 | 4: 3-4 | 4: 4-4 | 3: 3-3 | 4: 4-4 | 5: 9-4 | 4: 3-4 | 5: 13-4 | 4: 11-4 | 4: 1-4 | 41: 55-39 |
| Patriot | -- | 0 | 1: 0-1 | 1: 0-1 | 1: 0-1 | 1: 0-1 | 1: 0-1 | 1: 0-1 | 1: 0-1 | 1: 0-1 | 8: 0-8 |
| Southeastern | 3: 3-3 | 5: 2-5 | 4: 6-4 | 4: 8-4 | 4: 12-3 | 5: 11-5 | 4: 14-3 | 5: 5-5 | 5: 7-4 | 6: 10-6 | 45: 78-42 |
| Southern | 1: 0-1 | 1: 0-1 | 1: 1-1 | 1: 0-1 | 1: 0-1 | 1: 0-1 | 1: 0-1 | 1: 2-1 | 1: 0-1 | 1: 0-1 | 10: 3-10 |
| Southland | 1: 0-1 | 1: 0-1 | 1: 0-1 | 1: 0-1 | 1: 0-1 | 1: 0-1 | 1: 0-1 | 1: 0-1 | 1: 0-1 | 1: 0-1 | 10: 0-10 |
| Southwest | 3: 7-3 | 2: 4-2 | 2: 0-2 | 2: 0-2 | 1: 1-1 | 1: 1-1 | 2: 3-2 | -- | -- | -- | 13: 16-13 |
| Southwestern | 1: 0-1 | 0 | 1: 0-1 | 1: 1-1 | 1: 0-1 | 1: 0-1 | 1: 0-1 | 1: 0-1 | 1: 0-1 | 1: 0-1 | 9: 1-9 |
| Summit | 2: 1-2 | 2: 0-2 | 1: 0-1 | 1: 0-1 | 1: 1-1 | 0 | 1: 0-1 | 1: 0-1 | 1: 2-1 | 1: 0-1 | 11: 4-11 |
| Sun Belt | 2: 0-2 | 1: 0-1 | 1: 1-1 | 2: 2-2 | 2: 0-2 | 1: 1-1 | 1: 0-1 | 1: 0-1 | 1: 0-1 | 1: 0-1 | 13: 4-13 |
| West Coast | 1: 3-1 | 1: 0-1 | 1: 0-1 | 1: 1-1 | 1: 0-1 | 2: 0-2 | 2: 1-2 | 1: 0-1 | 1: 0-1 | 1: 3-1 | 12: 8-12 |
| Western Athletic | 3: 0-3 | 3: 3-3 | 2: 2-2 | 3: 2-3 | 2: 0-2 | 2: 1-2 | 2: 3-2 | 3: 5-3 | 4: 6-4 | 3: 3-3 | 27: 25-27 |
| Independents | 1: 0-1 | 1: 0-1 | 0 | 0 | 0 | 0 | 0 | 0 | 0 | 0 | 2: 0-2 |
| TOTAL | 64: 63-63 | 64: 63-63 | 64: 63-63 | 64: 63-63 | 64: 63-63 | 64: 63-63 | 64: 63-63 | 64: 63-63 | 64: 63-63 | 64: 63-63 | 640: 630-630 |

2000-09

| Conference | 2000 | 2001 | 2002 | 2003 | 2004 | 2005 | 2006 | 2007 | 2008 | 2009 | TOTAL |
|----------------|--------|---------|---------|---------|---------|---------|--------|--------|---------|---------|-----------|
| America East | 1: 0-1 | 1: 0-1 | 1: 0-1 | 1: 0-1 | 1: 0-1 | 1: 1-1 | 1: 0-1 | 1: 0-1 | 1: 0-1 | 1: 0-1 | 10: 1-10 |
| Atlantic 10 | 3: 1-3 | 3: 4-3 | 1: 1-1 | 3: 1-3 | 4: 6-4 | 1: 0-1 | 2: 1-2 | 2: 1-2 | 3: 3-3 | 3: 3-3 | 25: 21-25 |
| Atlantic Coast | 3: 7-3 | 6: 11-5 | 4: 10-3 | 4: 5-4 | 6: 14-6 | 5: 12-4 | 4: 6-4 | 7: 7-7 | 4: 6-4 | 7: 9-6 | 50: 87-46 |
| Atlantic Sun | 1: 0-1 | 1: 1-1 | 1: 0-1 | 1: 0-1 | 1: 0-1 | 1: 0-1 | 1: 0-1 | 1: 0-1 | 1: 0-1 | 1: 0-1 | 10: 1-10 |
| Big 12 | 6: 9-6 | 6: 3-6 | 6: 13-6 | 6: 14-6 | 4: 10-4 | 6: 6-6 | 4: 4-4 | 4: 6-4 | 6: 12-5 | 6: 11-6 | 54: 88-53 |

| Conference | 2010 | 2011 | 2012 | 2013 | 2014 | 2015 | 2016 | 2017 | 2018 | 2019 | TOTAL |
|------------------|------------------|------------------|------------------|------------------|------------------|------------------|------------------|------------------|------------------|------------------|---------------------|
| Western Athletic | 2: 0-2 | 1: 0-1 | 1: 0-1 | 1: 0-1 | 1: 0-1 | 1: 0-1 | 1: 0-1 | 1: 0-1 | 1: 0-1 | 1: 0-1 | 11: 0-11 |
| Independents | 0 | 0 | 0 | 0 | 0 | 0 | 0 | 0 | 0 | 0 | 0: 0-0 |
| TOTAL | 65: 64-64 | 68: 67-67 | 68: 67-67 | 68: 67-67 | 68: 67-67 | 68: 67-67 | 68: 67-67 | 68: 67-67 | 68: 67-67 | 68: 67-67 | 677: 667-667 |

2020-23

| Conference | ^2020 | 2021* | 2022 | 2023 | TOTAL |
|-------------------|---------------|------------------|------------------|------------------|---------------------|
| America East | 0: 0-0 | 1: 0-1 | 1: 0-1 | 1: 0-1 | 3: 0-3 |
| American Athletic | 0: 0-0 | 2: 4-2 | 2: 4-2 | 2: 2-2 | 6: 10-6 |
| Atlantic 10 | 0: 0-0 | 2: 0-1 | 2: 1-2 | 1: 0-1 | 5: 1-4 |
| Atlantic Coast | 0: 0-0 | 7: 4-7 | 5: 14-5 | 5: 7-5 | 17: 25-17 |
| Atlantic Sun | 0: 0-0 | 1: 0-1 | 1: 0-1 | 1: 0-1 | 3: 0-3 |
| Big 12 | 0: 0-0 | 7: 11-6 | 6: 13-5 | 7: 9-7 | 20: 33-18 |
| Big East | 0: 0-0 | 4: 4-4 | 6: 7-6 | 5: 12-4 | 15: 23-14 |
| Big Sky | 0: 0-0 | 1: 0-1 | 1: 0-1 | 1: 0-1 | 3: 0-3 |
| Big South | 0: 0-0 | 1: 0-1 | 1: 0-1 | 1: 0-1 | 3: 0-3 |
| Big Ten | 0: 0-0 | 9: 8-9 | 9: 9-9 | 8: 6-8 | 26: 23-26 |
| Big West | 0: 0-0 | 1: 0-1 | 1: 0-1 | 1: 0-1 | 3: 0-3 |
| Coastal | 0: 0-0 | 1: 0-1 | 1: 0-1 | 1: 0-1 | 3: 0-3 |
| Conference USA | 0: 0-0 | 1: 1-1 | 1: 0-1 | 1: 4-1 | 3: 5-3 |
| Horizon | 0: 0-0 | 1: 0-1 | 1: 1-1 | 1: 0-1 | 3: 1-3 |
| Ivy | 0: 0-0 | 0: 0-0 | 1: 0-1 | 1: 2-1 | 2: 2-2 |
| Metro Atlantic | 0: 0-0 | 1: 0-1 | 1: 3-1 | 1: 0-1 | 3: 3-3 |
| Mid-American | 0: 0-0 | 1: 1-1 | 1: 0-1 | 1: 0-1 | 3: 1-3 |
| Mid-Eastern | 0: 0-0 | 1: 1-1 | 1: 0-1 | 1: 0-1 | 3: 1-3 |
| Missouri Valley | 0: 0-0 | 2: 3-2 | 1: 0-1 | 1: 0-1 | 4: 3-4 |
| Mountain West | 0: 0-0 | 2: 0-2 | 4: 0-4 | 4: 5-4 | 10: 5-10 |
| Northeast | 0: 0-0 | 1: 0-1 | 1: 0-1 | 1: 2-1 | 3: 2-3 |
| Ohio Valley | 0: 0-0 | 1: 0-1 | 1: 1-1 | 1: 0-1 | 3: 1-3 |
| Pac-12 | 0: 0-0 | 5: 13-5 | 3: 4-3 | 4: 3-4 | 12: 20-12 |
| Patriot | 0: 0-0 | 1: 0-1 | 1: 0-1 | 1: 0-1 | 3: 0-3 |
| Southeastern | 0: 0-0 | 6: 7-6 | 6: 5-6 | 8: 9-8 | 20: 21-20 |
| Southern | 0: 0-0 | 1: 0-1 | 1: 0-1 | 1: 1-1 | 3: 1-3 |
| Southland | 0: 0-0 | 1: 1-1 | 1: 0-1 | 1: 1-1 | 3: 2-3 |
| Southwestern | 0: 0-0 | 1: 1-1 | 1: 1-1 | 1: 0-1 | 3: 2-3 |
| Summit | 0: 0-0 | 1: 2-1 | 1: 0-1 | 1: 0-1 | 3: 2-3 |
| Sun Belt | 0: 0-0 | 1: 0-1 | 1: 0-1 | 1: 0-1 | 3: 0-3 |
| West Coast | 0: 0-0 | 2: 5-2 | 3: 3-3 | 2: 4-2 | 7: 12-7 |
| Western Athletic | 0: 0-0 | 1: 0-1 | 1: 1-1 | 1: 0-1 | 3: 1-3 |
| Independents | 0: 0-0 | 0: 0-0 | 0: 0-0 | 0: 0-0 | 0: 0-0 |
| TOTAL | 0: 0-0 | 68: 66-66 | 68: 67-67 | 68: 67-67 | 204: 200-200 |

*^2020 championship canceled due to COVID-19 pandemic. *The Ivy League did not compete in the 2020-21 season and the 2021 first round match-up between 7 seed Oregon and 10 seed VCU was considered a no contest due to COVID-19 protocols.*

ALL-TIME TOTALS

NOTE: This chart is based on on-the-court records that are not affected by later action such as vacating.

| Conference | ALL-TIME |
|---------------------|--------------|
| America East | 43: 9-43 |
| American Athletic | 25: 27-24 |
| Atlantic 10 | 119: 102-118 |
| Atlantic Coast | 262: 475-250 |
| Atlantic Sun | 42: 8-42 |
| Big 12 | 152: 211-149 |
| Big East | 239: 355-229 |
| Big Sky | 55: 11-57 |
| Big South | 31: 4-31 |
| Big Ten | 294: 447-288 |
| Big West | 64: 44-64 |
| Coastal | 45: 27-45 |
| Conference USA | 59: 60-59 |
| Horizon | 50: 32-50 |
| Ivy | 76: 45-85 |
| Metro Atlantic | 41: 10-41 |
| Mid-American | 75: 33-79 |
| Mid-Eastern | 41: 7-41 |
| Missouri Valley | 107: 107-111 |
| Mountain West | 59: 27-59 |
| Northeast | 41: 8-41 |
| Ohio Valley | 70: 27-74 |
| Pac-12 | 213: 303-208 |
| Patriot | 31: 4-31 |
| Southeastern | 246: 347-242 |
| Southern | 76: 33-80 |
| Southland | 47: 18-48 |
| Southwestern | 42: 8-42 |
| Summit | 38: 12-38 |
| Sun Belt | 61: 27-62 |
| West Coast | 94: 97-94 |
| Western Athletic | 99: 66-105 |
| Independents | 285: 315-330 |
| Defunct Conferences | 343: 330-376 |

TOURNAMENT FIELD BY STATE

MOST SCHOOLS FROM ONE STATE IN ONE TOURNAMENT

- 7 California, 2002 (California, UC Santa Barbara, Pepperdine, San Diego St., Southern California, Stanford, UCLA)
- 7 Texas, 2010 (Baylor, Houston, North Texas, Sam Houston, Texas, Texas A&M, UTEP)
- 7 Texas, 2021 (Abilene Christian, Baylor, Houston, North Texas, Texas, Texas Southern, Texas Tech)
- 7 Texas, 2023 (A&M-Corpus Christi, Baylor, Houston, TCU, Texas, Texas A&M, Texas Southern)
- 6 California, 1997 (California, Pacific, Southern California, St. Mary's, Stanford, UCLA)
- 6 California, 2001 (California, Cal St. Northridge, Fresno St., Southern California, Stanford, UCLA)
- 6 California, 2008 (Cal St. Fullerton, San Diego, Southern California, St. Mary's, Stanford, UCLA)
- 6 California, 2022 (Cal St. Fullerton, San Diego St., San Francisco, Southern California, St. Mary's, UCLA)
- 6 Indiana, 2000 (Ball St., Butler, Indiana, Indiana St., Purdue, Valparaiso)
- 6 North Carolina, 2002 (Charlotte, Davidson, Duke, North Carolina St., UNCW, Wake Forest)
- 6 North Carolina, 2018 (Davidson, Duke, N.C. Central, NC State, North Carolina, UNCG)
- 6 Texas, 2018 (SFA, TCU, Texas, Texas A&M, Texas Southern, Texas Tech)
- 6 Texas, 2022 (A&M-Corpus Christi, Houston, TCU, Texas, Texas Southern, Texas Tech)
- 5 California, 1979 (Pacific, Pepperdine, San Francisco, Southern California, UCLA)
- 5 California, 1996 (California, San Jose St., Santa Clara, Stanford, UCLA)
- 5 California, 2013 (California, Pacific, San Diego St., Saint Mary's, UCLA)
- 5 California, 2023 (Saint Mary's, San Diego St., Southern California, UC Santa Barbara, UCLA)
- 5 Indiana, 2003 (Butler, Indiana, IUPUI, Notre Dame, Purdue)
- 5 Indiana, 2015 (Butler, Indiana, Notre Dame, Purdue, Valparaiso)
- 5 Louisiana, 1993 (La.-Monroe, LSU, New Orleans, Southern U., Tulane)
- 5 Michigan, 1998 (Detroit Mercy, Eastern Mich., Michigan, Michigan St., Western Mich.)
- 5 New York, 2000 (Hofstra, Iona, St. Bonaventure, St. John's, Syracuse)
- 5 New York, 2018 (Buffalo, Iona, LIU, St. Bonaventure, Syracuse)
- 5 New York, 2019 (Buffalo, Colgate, Iona, St. John's [NY], Syracuse)
- 5 North Carolina, 1986 (Davidson, Duke, North Carolina, N.C. A&T, North Carolina St.)
- 5 North Carolina, 1988 (Charlotte, Duke, North Carolina, N.C. A&T, North Carolina St.)
- 5 North Carolina, 1992 (Campbell, Charlotte, Duke, North Carolina, Wake Forest)
- 5 North Carolina, 1996 (Duke, North Carolina, UNC Greensboro, Wake Forest, Western Caro.)
- 5 North Carolina, 2001 (Charlotte, Duke, North Carolina, UNC Greensboro, Wake Forest)
- 5 North Carolina, 2003 (Duke, UNC Asheville, UNCW, North Carolina St., Wake Forest)
- 5 North Carolina, 2004 (Charlotte, Duke, North Carolina, North Carolina St., Wake Forest)
- 5 North Carolina, 2005 (Charlotte, Duke, North Carolina, North Carolina St., Wake Forest)
- 5 North Carolina, 2006 (Davidson, Duke, North Carolina, UNCW, North Carolina St.)
- 5 North Carolina, 2012 (Davidson, Duke, North Carolina, UNC Asheville, North Carolina St.)
- 5 North Carolina, 2013 (Davidson, Duke, North Carolina, N.C. A&T, North Carolina St.)
- 5 North Carolina, 2017 (Duke, North Carolina, N.C. Central, UNCW, Wake Forest)
- 5 Ohio, 2009 (Akron, Cleveland St., Dayton, Ohio St., Xavier)
- 5 Pennsylvania, 1982 (Penn, Pittsburgh, Robert Morris, Saint Joseph's, Villanova)
- 5 Pennsylvania, 1988 (La Salle, Lehigh, Pittsburgh, Temple, Villanova)
- 5 Pennsylvania, 1991 (Penn St., Pittsburgh, Saint Francis, Temple, Villanova)
- 5 Pennsylvania, 2010 (Lehigh, Pittsburgh, Robert Morris, Temple, Villanova)
- 5 Pennsylvania, 2011 (Bucknell, Penn St., Pittsburgh, Temple, Villanova)
- 5 Pennsylvania, 2013 (Bucknell, La Salle, Pittsburgh, Temple, Villanova)
- 5 Tennessee, 1989 (East Tenn. St., Memphis, Middle Tenn., Tennessee, Vanderbilt)
- 5 Tennessee, 2008 (Austin Peay, Belmont, Memphis, Tennessee, Vanderbilt)
- 5 Texas, 1988 (Baylor, North Texas, SMU, UTEP, UTSA)
- 5 Texas, 2007 (North Texas, Texas, Texas A&M, A&M-Corpus Christi, Texas Tech)
- 5 Texas, 2015 (Baylor, SMU, SFA, Texas, Texas Southern)
- 5 Texas, 2016 (Baylor, SFA, Texas, Texas A&M, Texas Tech)
- 5 Texas, 2019 (Abilene Christian, Baylor, Houston, Prairie View, Texas Tech)
- 5 Virginia, 2011 (George Mason, Hampton, Old Dominion, Richmond, VCU)
- 5 Virginia, 2021 (Liberty, Norfolk St., VCU, Virginia, Virginia Tech)

MOST SCHOOLS FROM ONE STATE ALL-TIME

| | |
|----|----------------------|
| 24 | Texas |
| 23 | California |
| 21 | New York |
| 16 | North Carolina |
| 15 | Pennsylvania |
| 13 | Virginia |
| 12 | Louisiana |
| 12 | Ohio |
| 11 | Tennessee |
| 10 | Alabama |
| 10 | Florida |
| 10 | Illinois |
| 9 | Indiana |
| 9 | Massachusetts |
| 9 | South Carolina |
| 8 | Maryland |
| 8 | Michigan |
| 7 | Kentucky |
| 7 | New Jersey |
| 6 | Georgia |
| 6 | Mississippi |
| 5 | Connecticut |
| 5 | District of Columbia |
| 5 | Oklahoma |
| 5 | Utah |
| 5 | Washington |
| 4 | Arizona |
| 4 | Arkansas |
| 4 | Colorado |
| 4 | Iowa |
| 4 | Kansas |
| 4 | Missouri |
| 4 | Oregon |
| 4 | Rhode Island |
| 4 | Wisconsin |
| 3 | Idaho |
| 2 | Delaware |
| 2 | Montana |
| 2 | Nebraska |
| 2 | Nevada |
| 2 | New Mexico |
| 2 | North Dakota |
| 2 | West Virginia |
| 1 | Hawaii |
| 1 | Minnesota |
| 1 | New Hampshire |
| 1 | South Dakota |
| 1 | Vermont |
| 1 | Wyoming |

TELEVISED COLLEGE BASKETBALL GAMES

HIGHEST-RATED

| | Date | Game | Round | Network | Rating/Share | Homes |
|-----|-----------|----------------------------------|-------|---------|--------------|------------|
| 1. | 3/26/1979 | Michigan St. vs. Indiana St. | CH | NBC | 24.1/38 | 17,950,000 |
| 2. | 4/1/1985 | Georgetown vs. Villanova | CH | CBS | 23.3/33 | 19,780,000 |
| 3. | 4/6/1992 | Duke vs. Michigan | CH | CBS | 22.7/35 | 20,910,000 |
| 4. | 4/4/1983 | North Carolina St. vs. Houston | CH | CBS | 22.3/32 | 18,580,000 |
| 5. | 4/5/1993 | North Carolina vs. Michigan | CH | CBS | 22.2/34 | 20,670,000 |
| 6. | 4/4/1994 | Arkansas vs. Duke | CH | CBS | 21.6/33 | 20,350,000 |
| 6. | 3/29/1982 | North Carolina vs. Georgetown | CH | CBS | 21.6/31 | 17,600,000 |
| 8. | 4/3/1989 | Michigan vs. Seton Hall | CH | CBS | 21.3/33 | 19,260,000 |
| 8. | 3/31/1975 | UCLA vs. Kentucky | CH | NBC | 21.3/33 | 14,590,000 |
| 10. | 3/31/1986 | Louisville vs. Duke | CH | CBS | 20.7/31 | 17,780,000 |
| 10. | 3/30/1981 | Indiana vs. North Carolina | CH | NBC | 20.7/29 | 16,100,000 |
| 12. | 3/26/1973 | UCLA vs. Memphis | CH | NBC | 20.5/32 | 13,280,000 |
| 13. | 3/29/1976 | Indiana vs. Michigan | CH | NBC | 20.4/31 | 14,200,000 |
| 14. | 4/2/1990 | UNLV vs. Duke | CH | CBS | 20.0/31 | 18,420,000 |
| 15. | 3/27/1978 | Kentucky vs. Duke | CH | NBC | 19.9/31 | 14,510,000 |
| 15. | 3/25/1974 | North Carolina St. vs. Marquette | CH | NBC | 19.9/30 | 13,170,000 |
| 17. | 3/24/1980 | Louisville vs. UCLA | CH | NBC | 19.8/30 | 15,110,000 |
| 18. | 4/2/1984 | Georgetown vs. Houston | CH | CBS | 19.7/29 | 16,510,000 |
| 19. | 3/30/1987 | Syracuse vs. Indiana | CH | CBS | 19.6/28 | 17,130,000 |
| 20. | 4/1/1991 | Duke vs. Kansas | CH | CBS | 19.4/30 | 18,060,000 |
| 21. | 4/3/1995 | UCLA vs. Arkansas | CH | CBS | 19.3/30 | 18,410,000 |
| 21. | 3/28/1977 | Marquette vs. North Carolina | CH | NBC | 19.3/29 | 13,740,000 |
| 23. | 3/31/1997 | Arizona vs. Kentucky | CH | CBS | 18.9/31 | 18,290,000 |
| 24. | 4/4/1988 | Kansas vs. Oklahoma | CH | CBS | 18.8/30 | 16,660,000 |
| 25. | 4/1/1996 | Kentucky vs. Syracuse | CH | CBS | 18.3/29 | 17,540,000 |

CH, national championship game; NSF, national semifinal game.



Photo by Jamie Schwaberow

Jim Nantz waves to the crowd at NRG Stadium in Houston during the 2023 national championship game. Following this game, Nantz leaves the CBS Final Four broadcast for the first time since 1991. During that run, he was part of seven of the highest-rated televised games as shown above.

TOURNAMENT FACTS

GAME MILESTONES

- 1** Villanova defeated Brown, 42-30, March 17, 1939, in Philadelphia. In the second game of the doubleheader, Ohio State defeated Wake Forest, 64-52.
- 50** Dartmouth defeated Ohio State, 60-53, in the Eastern regional final March 28, 1944, in New York.
- 100** Illinois defeated Oregon State, 57-53, in the national third-place game in March 1949 in Seattle U..
- 200** Bradley defeated Southern California, 74-72, in the national semifinal game March 19, 1954, in Kansas City, Missouri.
- 300** Temple defeated Maryland, 71-67, in the fifth of eight regional semifinal games March 14, 1958. The East region game took place in Charlotte, North Carolina.
- 400** Wake Forest defeated Yale, 92-82 in overtime, in the first game of the 1962 tournament. The East region game took place in Philadelphia and was the first of seven first-round games played March 12.
- 500** Providence defeated Saint Joseph's, 81-73 in overtime, in an East region semifinal game in College Park, Maryland, March 12, 1965. The game was the fifth of eight regional semifinal games that day.
- 600** New Mexico State defeated BYU, 74-62, March 8, 1969, in Las Cruces, New Mexico. The West region game was the seventh of nine first-round games played that day.
- 700** Louisiana-Lafayette defeated Texas, 100-70, in Ames, Iowa, in a regional third-place game March 1, 1972. The Midwest region game was the third of four regional third-place games played that day, along with four regional finals.
- 800** Kentucky defeated Syracuse, 95-79, in the national semifinal game March 29, 1975, played in San Diego.
- 900** St. John's (New York) defeated Temple, 75-70, March 9 in the first game of the 1979 tournament. The East region game took place in Raleigh, North Carolina.
- 1,000** Villanova defeated Houston, 90-72, March 13, 1981, in Charlotte, North Carolina. The East region game was the fifth of eight first-round games played that day.
- 1,100** Iowa defeated Utah State, 64-59, March 18, 1983, in Louisville, Kentucky. The Midwest region game was the sixth of eight first-round games played that day.
- 1,200** Illinois State defeated Southern California, 58-55, March 14, 1985, in Tulsa, Oklahoma. The Midwest region game was the 15th of 16 first-round games played that day.
- 1,300** Louisville defeated North Carolina, 94-79, March 20, 1986, in Houston. The West region semifinal game was the fourth of four games played that day.
- 1,400** Maryland defeated UC Santa Barbara, 92-82, March 18, 1988, in Cincinnati. The Southeast region game was the 10th of 16 first-round games played that day.
- 1,500** Michigan defeated Seton Hall, 80-79 in overtime, for the national championship April 3, 1989, in Seattle U.. It was the first time in tournament history that a first-year head coach, Steve Fisher, won the national title.
- 1,600** Temple defeated Richmond, 77-64, March 16, 1991, in East Rutherford, New Jersey. The East region game was the fifth of eight second-round games played that day.
- 1,700** In one of the biggest upsets in tournament history, Santa Clara defeated Arizona, 64-61, March 18, 1993, in Salt Lake City. The West region game was the 11th of 16 first-round games played that day. It was the second time in tournament history that a No. 15 seed defeated a No. 2 seed.
- 1,800** In the game to decide the final team to make the 1994 "Sweet 16," Louisville defeated Minnesota, 60-55, March 20 in Sacramento, California. The West region game was the final game of the second round and the fourth game in the tournament played that day.
- 1,900** Iowa State defeated California, 74-64, March 14, 1996, in Dallas. The Midwest region game was the 12th of 16 first-round games played that day.
- 2,000** In the game to decide the final team to make the 1997 Final Four, Arizona defeated Providence, 96-92 in overtime, March 23 in Birmingham, Alabama. The Southeast regional final was the second and final game played in the tournament that day. Arizona went on to win its first national championship in basketball.
- 2,100** In the first game of the 1999 second round, St. John's (New York) defeated Indiana, 86-61, March 13 in the South region in Orlando, Florida.
- 2,200** In the seventh game of the 2001 first round, Final Four-bound Maryland got by George Mason, 83-80, March 15 in the West region in Boise, Idaho.
- 2,300** In the 11th game of the 2002 second round, Illinois defeated Creighton, 72-60, March 17 in Chicago.
- 2,400** In the 14th game of the 2004 first round, Air Force, making its first tournament appearance since 1962, fell to North Carolina, 63-52, March 18 in Denver.
- 2,500** In the second of four games played March 24, of the 2005 regional semifinals, top-ranked and No. 1-seed Illinois defeated Milwaukee, 77-63, in Chicago.
- 2,600** In the sixth of 16 first-round games March 16, 2007, tournament newcomer and 15th-seed Texas A&M-Corpus Christi gave No. 2-seed Wisconsin a scare. The Islanders jumped out to a 25-7 lead and led by eight at halftime. But it was all Badgers in the second half as they came back for the 76-63 win in Chicago.
- 2,700** In the last 2008 regional final, Memphis completed the No. 1-seed sweep by defeating No. 2-seed Texas, 85-67, March 30 in Houston. It was the first time all four No. 1 seeds advanced to the Final Four.
- 2,800** In the 14th game played of the first round March 19, 2010, No. 2-seed Ohio State handled UC Santa Barbara, 68-51. The Midwest region game was played in Milwaukee.
- 2,900** In the 2011 championship game played in Houston April 4, No. 3-seed UConn won, 53-41, over Butler, which was making its second straight appearance in the title game.
- 3,000** In the 13th game of 16 Friday second-round games March 22, 2013, No. 7-seed San Diego State defeated No. 10-seed Oklahoma, 70-55, in a South region game in Philadelphia.
- 3,100** The second game of the 2014 Final Four saw No. 8-seed Kentucky upset No. 2-seed Wisconsin 74-73 to earn a spot in the title game.
- 3,200** In what was the lowest scoring game of the 2016 tournament, No. 7-seed Wisconsin defeated No. 10-seed Pittsburgh in the 13th out of 16 Friday first-round games.
- 3,300** The second game of the 2017 Final Four saw North Carolina hold off Oregon 77-76. Despite missing four consecutive free throws late in the game, the Tar Heels grabbed two offensive rebounds off those misses to advance to the national championship.
- 3,400** In the 13th game out of 16 Friday first-round games of the 2019 tournament, No. 1-seed North Carolina kicked off their road to the Sweet 16 with an 88-73 win over No. 16-seed Iona.
- 3,500** The second game of the 2021 Final Four ended in thrilling fashion as Gonzaga beat UCLA 93-90 in overtime. Jalen Suggs launched a three-point shot just past mid-court that went off the glass to beat the buzzer.



Emeka Okafor (50) pulls down one of his 15 rebounds in the game in front of Georgia Tech center Luke Schenscher (12) during the 2004 national championship held in San Antonio at the Alamodome. UConn defeated Georgia Tech 82-73 for the title.

Photo by Ryan McKee

TOURNAMENT HISTORY

- 1939** The first national collegiate men's basketball tournament was held. For the first 12 years, district playoffs often were held with the winner entering an eight-team field for the championship. The district games were not considered a part of the tournament. The winners of the East and West regionals were the only two teams to advance to the final site.
- 1940** The National Association of Basketball Coaches held its annual convention at the site of the national finals for the first time. It has been held there ever since.
- 1946** The championship game was televised locally for the first time in New York City by CBS-TV as Oklahoma State defeated North Carolina, 43-40. The initial viewing audience was estimated to be 500,000.
- This was the first time four teams advanced to the final site. With only East and West regionals, the two regional champions played for the national title while the regional runner-ups played for third place.
- 1951** The field was expanded to 16 teams, with 10 conference champions qualifying automatically for the first time. Those 10 conferences were: Big Seven, Big Ten, Border, Eastern (Ivy), Missouri Valley, Pacific Coast, Skyline, Southeastern, Southern and Southwest.
- 1952** Tournament games were televised regionally for the first time.
- The number of regional sites changed from two to four, with the four winners advancing to the finals.
- 1953** The bracket expanded from 16 teams to 22 and fluctuated between 22 and 25 teams until 1974.
- 1954** The Tuesday-Wednesday format for semifinals and final game was changed to Friday-Saturday.
- The championship game was televised nationally for the first time as LaSalle defeated Bradley, 94-76, in Kansas City.
- 1957** The largest media group to that point in the tournament's history was assembled for the finals in Kansas City. Coverage included an 11-station television network, 64 newspaper writers and live radio broadcasts on 73 stations in 11 states.
- 1963** A contract to run through 1968 was signed with "Sports Network" for the championship game to be televised nationally. Television rights totaled \$140,000.
- 1966** Net income for the entire tournament exceeded \$500,000 for the first time.
- A television-blackout provision requiring a 48-hour advance sellout was adopted.
- 1969** The Friday-Saturday format for semifinals and final game changed to Thursday-Saturday.
- NBC was selected to televise the championship as television rights totaled \$547,500, exceeding \$500,000 for the first time. The tournament's net income of \$1,032,915 was the first time above the million-dollar mark.
- 1971** NBC recorded the largest audience ever for a basketball network telecast during the semifinals as 9,320,000 households viewed the game.
- 1973** The Thursday-Saturday format for semifinals and final game changed to Saturday-Monday.
- Television rights totaled \$1,165,755, exceeding \$1,000,000 for the first time. NBC reported that the championship game was the highest-rated basketball telecast of all time. The contest received a rating of 20.5 and was seen by 13,580,000 television households reaching a total audience of 39 million persons. For the first time, the championship game was televised in prime time.
- TVS, with the approval of NBC, agreed to televise those games not carried by NBC for a two-year period at the rights fee of \$65,000 per year.
- First-round byes were determined on the basis of an evaluation of the conference's won-lost record over the past 10 years in National Collegiate Championship play.
- The first public random drawing to fill oversubscribed orders for Final Four game tickets was administered by the committee for the 1974 championship.
- 1974** The bracket rotation was changed for the first time, eliminating East vs. West bracketing in effect since 1939. East played West and Mideast played Midwest in national semifinals.
- The Eastern Collegiate Athletic Conference was divided to receive multiple automatic qualification berths in the tournament.
- 1975** A 32-team bracket was adopted. For the first time, teams other than the conference champions could be chosen at-large. No conference could be represented by more than two teams. Sixteen teams qualified as conference champions, four others as champions from the four regional tournaments which were conducted by the ECAC, and the committee selected the other 12 at-large.
- Dressing rooms were opened to the media after a 10-minute "cooling off" period.
- The term "Final Four" first appeared in an NCAA publication, the 1975 Official Collegiate Basketball Guide. On Page No. 5 in the National Preview-Review section written by Ed Chay of the Cleveland Plain Dealer, Clay wrote, "Outspoken Al McGuire of Marquette, whose team was one of the final four in Greensboro, was among several coaches who said it was good for college basketball that UCLA was finally beaten."
- 1976** The rights for the NCAA Radio Network were awarded to Host Communications, Inc., of Lexington, Kentucky.
- Regional third-place games were eliminated.
- For the first time, two teams from the same conference (Big Ten) played in the national championship game with Indiana defeating Michigan.
- 1977** NBC televised 23 hours and 18 minutes of tournament programming.
- 1978** A seeding process was used for the first time for individual teams. A maximum of four automatic qualifying conference teams were seeded in each of the four regional brackets. These teams were seeded based on their respective conferences' won-lost percentages in tournament play during the past five years. At-large seeding in each region was based on current won-lost records, strength of schedule and eligibility status of student-athletes for postseason competition.
- NBC televised the four regional championship games and a first round doubleheader on Saturday and Sunday. NCAA Productions televised all regional semifinal games and all other tournament games.
- Complimentary tickets for all NCAA championships were eliminated.
- 1979** The bracket was expanded to 40 teams. For the first time, all teams were seeded. The 16 conferences with the best won-lost records over the previous five years of championship play received byes into the second round. Eight additional byes were available to independents, second conference teams and champions of other conferences.
- NBC received a record one-game rating with a 24.1 in Michigan State's national championship victory over Indiana State. The 38 share also is a record. There were 18 million households viewing, which ranks third.
- Committee assigned three-man officiating crews for all tournament games.
- 1980** The bracket was expanded to 48 teams, which included 24 automatic qualifiers and 24 at-large teams. The top 16 seeds received byes to the second round. The committee eliminated restrictions on the number of at-large teams selected from one conference.
- The committee's primary objective in the bracketing process became to provide equal balance in the four geographical regions, and the committee began to assign teams to any of the four regions in order to achieve balance while, when feasible, attempting to keep teams in their areas of natural interest.
- 1981** Principles for the seeding and placement of teams were implemented to develop a balanced tournament bracket. They included establishing 12 levels that transcended each of the four regions, dividing each region into three sections with four levels each, placing only one conference team in each regional, not assigning teams from a conference to meet before the regional championship and placing teams in their geographic area or on their home court if the first three principles were not compromised.
- A computer ranking system, the Ratings Percentage Index, was used as an aid in evaluating teams in the preparation for making at-large selections.
- It became policy that "no more than 50 percent of the tournament berths shall be filled by automatic qualifiers."
- Virginia defeated Louisiana State in the last third-place game conducted at the Final Four.
- For the first time, the NCAA registered a trademark for the term "Final Four," with a stated first use of 1978.
- 1982** The NCAA and CBS began a three-year television agreement for 16 exposures in the 1982, 1983 and 1984 tournaments.
- The "selection show" was shown on live national television for the first time.

- North Carolina's national championship win against Georgetown received a 21.6 rating and was the 11th-ranked prime time program for that week. CBS also achieved second-round record ratings with an 11.8 rating and 27 share on Saturday, and an 11.3 rating and 28 share on Sunday.
- Host Communications and the CBS Radio Network co-produced the NCAA Radio Network.
- 1983** An opening round was added that required the representatives of eight automatic qualifying conferences to compete for four positions in the 52-team tournament bracket. This concept permitted the committee to retain a 48-team bracket evenly balanced with 24 automatic qualifiers and at-large selections, yet award automatic qualification to each of the 28 conferences that received it the year before. The 16 top-seeded teams received byes to the second round of the tournament.
- A scheduling format was established so the tournament would begin the third weekend in March, regional championships on the fourth Saturday and Sunday, and the national semifinals and championship the following Saturday and Monday.
- North Carolina State's national championship victory over Houston attracted a then-record 18.6 million households to the CBS telecast. The game had a 22.3 rating (third best) and a 32 share. It was the fifth-ranked prime time television program for that week.
- A national semifinal record also was set in Houston's victory over Louisville. The game had a 17.8 rating and 33 share, and it was viewed by 14,800,000 households on CBS.
- It was determined that the Final Four competition venue must have a minimum of 17,000 seats.
- 1984** One additional opening round game was established, requiring 10 automatic qualifying conferences to compete for five positions in the 53-team bracket that included 24 automatic qualifiers and 24 at-large selections.
- For the first time, awards were presented to all teams participating in the championship.
- 1985** The tournament bracket was expanded to include 64 teams, which eliminated all first-round byes.
- The committee realigned each region and renamed the Midwest region the Southeast region. Specifically, the Southern Conference and MEAC were moved from the East to the Southeast region; the Big Ten, Mid-American and SWAC moved from the Southeast to the Midwest; the Metro and Trans America were moved from the Midwest to the Southeast and the Southland and SWC were moved from the Midwest to the West region.
- The number of automatic qualifiers was capped at 30 for a five-year period (1986-90).
- CBS had a record 19.8 million homes view Villanova's national championship victory over Georgetown. This game attracted a 23.2 rating (second best) and a 33 share. The game was the second-rated prime time program on television for that week.
- The East regional championship game (Georgetown defeated Georgia Tech) set television records for that level of tournament competition with a 12.6 rating, a 32 share and 10.7 million homes tuned to CBS.
- The NCAA Radio Network reached an all-time high radio audience for any sports event when the Villanova-Georgetown game attracted 21 million listeners.
- CBS began a second three-year contract that included 19 exposures in the 1985, 1986 and 1987 tournaments; the agreement was signed November 21, 1983.
- 1986** CBS televised 40 hours, 51 minutes of tournament programming.
- The NCAA Radio network included a record 426 stations, including 92 of the top 100 markets.
- The bracketing policy was changed so two teams from the same conference could not compete against each other prior to the regional semifinals.
- The committee determined that regional competition would be played at neutral sites; if an institution serving as a regional host was selected to the tournament field, it would be bracketed in another region.
- Three separate three-man officiating crews were assigned to the two national semifinals and championship games.
- For the 1986 event in Dallas, the NCAA conducted its first random, computerized drawing for the general public's allotment of Final Four tickets.
- 1987** The National Association of Basketball Coaches reaffirmed its endorsement of the policy that permits an institution to participate on its home court in the first and second rounds of competition.
- Policy was changed to prohibit teams from the same conference from competing against each other prior to regional championship game.
- All 64 teams selected for the championship were subject to drug testing.
- 1988** Initiating an agreement that was reached December 6, 1986, CBS began a third three-year contract. All regional semifinal games were televised in prime time.
- Separate three-man officiating crews were assigned to all competition at regional and national championship sites.
- The NCAA celebrated the 50th anniversary of the Division I Men's Basketball Championship; the score in the Oklahoma-Kansas championship game was tied, 50-50, at halftime.
- 1989** NCAA Executive Committee expanded a moratorium enacted in 1984 limiting the bracket to 30 automatic qualification conference champions and 34 at-large teams through the 1998 championship. (August 1988)
- NCAA Executive Regulation 1-6-(b)-1 was amended to strengthen criteria governing automatic qualification for conferences. (August 1988)
- A new bracket-rotation cycle was established. East vs. West, Midwest vs. Southeast in 1989; East vs. Midwest, Southeast vs. West in 1990; East vs. Southeast, West vs. Midwest in 1991.
- It was agreed that neutral courts would be used in all rounds of the championship.
- After determining that three of the next four Final Four host facilities should have a minimum capacity of 30,000, the committee selected Charlotte, Seattle, The Meadowlands and Indianapolis to host in 1994, 1995, 1996 and 1997.
- 1990** Each person entering the general public random computerized ticket drawing was limited to purchasing two Final Four tickets.
- The basketball committee defined "home court" as an arena in which a team has played no more than 50 percent of its regular-season schedule, excluding conference tournament games.
- The NCAA Executive Committee approved the "play-in" concept to identify the 30 automatic qualifying conferences in December, 1989. The Ratings Percentage Index (RPI) was computed for the nonconference schedules of all eligible conferences, with those with the lowest ranking competing for the available automatic-qualifying positions. The "play-in" was implemented in 1991 with 33 eligible conferences. Six conference representatives played for three automatic-qualifying berths in the 64-team bracket.
- 1991** CBS Sports began a new seven-year contract for \$1 billion, which included live coverage of all sessions of the championship through 1997. The agreement was signed November 22, 1989.
- The NCAA began a new system for distributing championship revenue to the membership. The system was based upon sports sponsorship, grants-in-aid, and basketball performance, and also included funding for academic enhancement and special assistance to student-athletes. The basketball fund was based each conference's performance over a rolling six-year period.
- The definition of "home court" was amended to be a facility in which a team plays more than three games during the regular season, excluding conference tournaments.
- 1992** Duke University won its second consecutive national championship, becoming the first team to defend its title since UCLA in 1973.
- 1993** The minimum facility seating capacity for first and second rounds and regionals was established at 12,000.
- The basketball committee selected San Antonio, St. Petersburg, Indianapolis, Minneapolis and Atlanta to host the Final Four in 1998 thru 2002.
- 1994** President Bill Clinton became the first sitting president to attend the tournament, when he was present at the Midwest Regional championship game in Dallas and the national semifinals and final in Charlotte.
- The use of combined shot clocks/game clocks was required at all sites.
- The committee agreed to attempt to assign the top four seeds in each region away from a site that may create a "home-crowd advantage" for their opponents. The committee recognized that it may be necessary to move lower-seeded teams from their natural regions in order to accomplish this.
- The weighting of the three factors comprising the ratings percentage index (RPI), Division I winning percentage, opponents' winning percentage and opponents' opponents' winning percentage, was adjusted from 20-40-20 to 25-50-25. Also a second RPI, adjusted based upon a team's good wins, bad losses and non-conference scheduling, was provided.
- 1995** The existing CBS Sports contract was replaced with a new agreement for \$1.725 billion extending for five years through the 2002 championship.
- 1996** The NCAA created the first on-line computer page for the Final Four.

- Pool reporters were permitted to interview game officials after games under specified conditions.
- Participating institutions' seating locations were moved closer to mid-court and nearer to the playing floor.
- 1997** Bracketing policies were changed so that, once the highest-seeded team from a conference was assigned to a region, only the eighth team selected from that conference could be placed in that region.
- The NCAA's on-line computer page was expanded to include preliminary rounds.
- 1998** Bracketing policies were changed so that competition at all three sites within each particular region would be conducted on the same days of the week and tournament hosts' teams would be permitted to play on the days they are hosting.
- The name of the Southeast Region was changed to the South Region.
- The basketball committee continued selecting Final Four host facilities with a minimum seating capacity of 30,000 when it picked New Orleans, San Antonio, St. Louis, Indianapolis and Atlanta to host in 2003-2007.
- Effective 1999, bracketing policies were changed so that, once the highest-seeded team from a conference is assigned to a region, no other team from that conference could be assigned to the same region until the sixth team was chosen from the conference.
- 1999** The basketball committee extended the Final Four signs-covering policy to preliminary-round sites, effective 2002.
- On November 18, the NCAA and CBS agreed to a new 11-year agreement, commencing with the 2003 championship. The agreement, for a minimum of \$6 billion, included rights to television (over-the-air, cable, satellite, digital and home video), marketing, game programs, radio, Internet, fan festivals and licensing (excluding concessionaire agreements).
- In its continuing effort to combat the effects of gambling, the committee began conducting background checks on game officials. The NCAA checked 50 officials randomly selected from among the 96 who worked the previous year's tournament.
- 2000** Inasmuch as 31 conferences were to be eligible for automatic qualification in 2001, the committee agreed to conduct an opening-round game the Tuesday before the first/second rounds, pitting teams seeded No. 64 and 65.
- The NCAA and the Illinois High School Association formed the "March Madness Athletic Association" and applied for trademark registration for the term "March Madness." The registration was granted in 2001.
- 2001** The committee determined that, effective with the 2002 championship, first- and second-round sites would no longer be assigned to specific regions. Rather, the committee would have flexibility to assign four-team "pods" to sites near the teams' natural geographic areas, if possible.
- Effective 2002, the committee eliminated the bracketing provision that, once the highest-seeded team from a conference was assigned to a region, only the sixth team from that conference could be placed in that region.
- The National Network (TNN) telecast the opening-round game.
- For the first time, the NCAA registered a trademark for the term "Big Dance," with a stated first use of 2000.
- 2002** First-/second-round sites in non-domed stadiums drew 99.5 percent of capacity, an all-time record.
- During the selection meeting, for the first time each committee member had the use of an individual computer for researching and evaluating teams.
- CBS expanded its live selection show to one hour.
- ESPN televised the opening-round game for the first time.
- 2003** As part of the 1999 "bundled rights" agreement, Westwood One assumed administration of the tournament's radio rights.
- The basketball committee agreed that the minimum Final Four seating capacity should be 40,000 and picked San Antonio, Detroit, Indianapolis and Houston to host in 2008-2011.
- 2004** Rather than using the traditional annual rotation of Final Four semifinals pairings (e.g., West vs. East, South vs. Midwest) the committee began assigning the pairings during selection weekend, making best effort to assign the winner of top seed's region to meet the fourth seed's region and the second seed's region to meet the third seed's region.
- Instead of using the regional site designations (i.e., East, Midwest, South, West), the committee identified regional sites by the city in which the games are being played (i.e., Atlanta Regional).
- 2005** Culminating a four-year study, the committee implemented a revised RPI formula to give additional weight to playing and winning games on the road. The new formula weighs road victories and home losses at 1.4; home victories and road losses, at .6; and neutral-site victories and losses at 1.0.
- CBS began a two-year deal with CSTV.com for exclusive internet video streaming rights for out-of-market game coverage for the first 58 games of the championship.
- Effective with the 2006 championship, the committee revised the bracketing principles so that if it is unable to reconcile the bracket after exhausting all possible options, it has the flexibility to permit two teams from the same conference to meet each other after the first round, if the conference has more than five participants.
- Attendance at first-/second-round and regional sites was 98.4 percent of the facilities' capacity, an all-time record. Arenas other than domes were filled to a record 99.9 percent of capacity.
- 2006** The Ratings Percentage Index (RPI) was made public for the first time, with updated rankings appearing on www.ncaa.com weekly.
- Becoming only the second double-digit seed to make the Final Four, 11th-seeded George Mason stuns top-seeded Connecticut in the Washington, D.C. Regional final. The Patriots defeated Michigan St. and defending national champion North Carolina to reach the regional semifinals, where they beat Wichita St. George Mason's memorable run came to an end with a loss to eventual champion Florida in the national semifinals.
- 2007** The committee returned to geographical regional site designations rather than identifying the sites by the host city, as it did from 2004-06. Regional sites were referred to as East, South, Midwest and West rather than East Rutherford, San Antonio, St. Louis and San Jose.
- In response to tremendous traffic resulting in 19 million video streams and five million visits in 2006, CBS Sportsline doubled its bandwidth capacity for March Madness on Demand, which offers free live internet streams of each game of the first three rounds of the championship.
- CSTV's coverage expanded to include live broadcasts of two first-round games, pregame and postgame previews and recaps on all competition dates, and video streaming of postgame press conferences that are archived at www.ncaa.com. In addition, CSTV aired live programming during open practice day at the Final Four, aired a National Championship Pregame Show live from the Georgia Dome, and provided coverage to ancillary events such as Hoop City, My CokeFest and The Big Dance at Centennial Olympic Park.
- The University of Florida became the seventh school to successfully defend its national championship as the Gators defeated The Ohio State University 84-75 in the title game. Florida joined Oklahoma St. (1945-46), Kentucky (1948-49), San Francisco (1955-56), Cincinnati (1961-62), UCLA (1964-65 and 1967-73), and Duke (1991-92) as repeat champions.
- 2008** For the first time in tournament history, all four No. 1 seeds advanced to the Final Four, with Kansas winning the Midwest Regional, Memphis taking the South Regional, North Carolina coming out of the East Regional, and UCLA capturing the West Regional title.
- Rallying from a nine-point deficit in the last 2:12 of regulation, Kansas captured its third national title in school history with a 75-68 overtime win over Memphis. It marked the seventh time in championship game history that overtime was needed to decide the outcome. Other overtime championship games occurred in 1944, 1957, 1961, 1963, 1989 and 1997.
- The continuing growth in popularity for ancillary events was on display as Hoop City set an all-time attendance record with more than 63,000 visitors over a four-day period, while The Big Dance attracted 167,000 people to the streets of San Antonio.
- For the first time ever, the NABC College All-Star Game was held at the same venue as the Final Four. The game attracted 4,800 fans to the Alamodome.
- CBSSports.com and March Madness on Demand launched a developer platform that allowed more than 200 Web sites to carry live video of the championship online, including to sites such as ESPN.com, Yahoo, SI.com, YouTube and Facebook. CBS allowed users to watch all 63 games that it telecasts during the tournament for the first time, and saw the total number of unique visitors from first-round games through the regional championship games escalate from 1.75 million to 4.33 million.
- 2009** Record crowds attended the Final Four, with 72,456 fans attending the national semifinals and 72,922 fans in Ford Field for the national championship game. Records were also established at Hoop City, with more than 76,000 in attendance, and at the Big Dance, where more than 300,000 attended the three-day event. Better than 1,700 participated in the 5K Run/Walk and more than 4,000 were part of the annual Final Four Dribble.



Photo by Rich Clarkson

Larry Bird and Magic Johnson presented the game ball prior to the start of the 2009 national championship held at the Ford Field in Detroit. North Carolina defeated Michigan State 89-72..

The record crowd included students from the four participating institutions sitting courtside after having the opportunity to purchase specially-priced floor level seating. More than 400 students from each school were able to buy seats located behind the basket for less than \$7 a game. The courtside student seating element was one of the key benefits from the creation of the Final Four's new center-court seating configuration. The "in-the-round" system allowed for a greater number of quality seats for fans and better views of the elevated court. Students were able to stand throughout the games, without obstructing the views of other spectators.

The NCAA and the Detroit Local Organizing Committee (DLOC) joined together to hold numerous community events to benefit the greater Detroit-metro area in conjunction with the 2009 Men's Final Four. In addition to the annual Middle School Madness and YES Clinics programs, many events were new and created specifically to benefit Detroit. The NCAA contributed \$250,000 to an early learning community project that called for establishing four early learning and literacy centers in Detroit as part of the NCAA Final Four Legacy Program. The NCAA, the DLOC and the United Way of Southeastern Michigan also participated in the program that is designed to enhance school readiness for pre-school children. The NCAA and DLOC also joined with Forgotten Harvest, a Detroit-only mobile food rescue organization, to distribute more than 1,000 pounds of leftover food to hungry Detroit residents. The NCAA worked with the Tyler Ugolyn Foundation to dedicate a "Tyler's Court" at the Boll Family YMCA gymnasium. The court is in memory of Tyler Ugolyn, a former student-athlete at Columbia University. Other highlights included the donation of 11,000 Wilson® basketball uniforms to needy youth basketball programs, and the donation of more than 1,000 pairs of shoes through collaboration with Samaritan's Feet and the NABC.

In addition to its telecast on CBS and availability online via March Madness on Demand, the 2009 Final Four was distributed to 153 countries around the world, and was shown on the Armed Forces Network. Westwood One Radio brought the game to listeners of more than 450 affiliates nationwide, as well as to the American Forces Radio Network, which included 170 countries and 150 ships at sea. The games were also heard on Sirius/XM satellite radio and online at www.ncaa.com/mmod.

The Division I Men's Basketball Committee eliminated the results in a team's final 12 games as criteria for selection into the tournament.

For the first time since 2001, there were at least 10 instances of a lower-seeded team defeating a higher-seeded team in the first round. Three No. 10 and three No. 12 teams were victorious in the first round, as were two No. 9 teams, a No. 11 and a No. 13. From there, however, the higher seeds took over, with all four Nos. 1, 2 and 3 seeds making it to the Sweet 16, along with two No. 4 seeds and a No. 5 seed. No. 12 Arizona was the other Sweet 16 team.

The Big East Conference became the first league to have three teams seeded No. 1 (overall top seed Louisville, Pittsburgh and Connecticut) and the first to send five teams to the Sweet 16, with Villanova and Syracuse also advancing to the regional round.

Basketball legends Earvin "Magic" Johnson and Larry Bird marked the 30th anniversary of the 1979 title game between Michigan St. and Indiana St. by presenting the game ball prior to the national championship game.

2010 The NCAA announced it would exercise a clause in its contract with CBS, signed in 1999, to opt out of the deal in order to sign a new 14-year, \$10.8 billion deal with CBS Sports and Turner Broadcasting. The television, internet and wireless rights agreement also calls for CBS and Turner to collaborate on the NCAA's corporate marketing program. In addition, all tournament games will be shown live across the country (on CBS, TBS, TNT and truTV), which is a first in the championship's history. The new agreement also involves an expansion of the tournament to include 68 teams. It is the first expansion since the field went from 64 to 65 teams in advance of the 2001 championship.

At its annual summer meeting, the men's basketball committee elected to have two of the first-round games feature the last four teams of the overall seed list (Nos. 65-68). The other two games will pit the last four at-large teams selected to the field against each other. It marks the first time in tournament history that the final at-large teams will be revealed to the public.

The four games will not be known as opening round games. Rather, the games will constitute the first round of the championship and will be branded as the First Four. Games formerly considered first- and second-round games will now be referred to as second- and third-round games.

All 68 teams in the tournament earn a unit in the Basketball Fund, with each advancing institution earning an additional unit leading up to the Final Four.

In addition to CBS' national telecast, the 2010 Men's Final Four was distributed to 178 countries around the world. Westwood One Radio broadcast the games to more than 450 affiliates nationwide, and the Armed Forces Network provided coverage to 175 countries and 140 ships at sea.

A revamped Bracket Town (formerly known as Hoop City) was a five-day fan fest that attracted nearly 53,000 people. It contained entirely new interactive exhibits, including an NCAA Championships Zone, where fans could step into a championship experience from some of the other 23 NCAA sports, and a number of new technology-based interactives. There was also a new large scale gaming area featuring Electronic Arts' NCAA Basketball video games and a 2010 Bracket Town video game tournament. The Bracket Town Competition Zones featured 12 basketball courts for exhibitions, basketball training, and fan games, including State Farm's fan 3-Point and Skills Challenge Courts, the Coca-Cola fan Slam Dunk court, and served as the site of the POWERADE 3v3 Tournament. Bracket Town also debuted its new 2,500 seat Center Court Arena.

The NCAA's community outreach activities continued to thrive. Thousands of pairs of shoes and boxes of food were distributed through the Samaritan's Feet and Feed the Hungry organizations. The NCAA continued its partnerships with the Tyler Ugolyn Foundation, the Sports Career and College Expo, the USBWA Writing Workshop and youth programs such as Middle School Madness and the Boy Scouts of America. In addition, the NCAA committed \$20,000 to the Common Goal Initiative to help improve graduate rates in the city, promoted to Final Four visitors the annual King-Kennedy Commemoration, assisted the Indiana Blood Center by conducting a blood drive, and donated more than 1,100 sports equipment items to the Geared for Health program.

A total of 142,228 fans attended the two Final Four sessions. The attendance figures from the national semifinals, the national championship game and the combined attendance number were the second-highest in Final Four history.

For the second year in a row, the Final Four featured a local flavor. A year after Michigan St. advanced to the Final Four in Detroit, Indianapolis-based Butler University made it to the championship game in front of a partisan crowd at Lucas Oil Stadium. It was the sixth Final Four hosted by the city, in the third different venue.

Duke won its fourth national championship, becoming the fifth school (UCLA, 11; Kentucky, 7; Indiana, 5; and North Carolina, 4) to win at least four titles. The Blue Devils edged Butler, 61-59 when a mid-court shot by Butler's Gordon Hayward rimmed out at the buzzer.

For the second consecutive year, 10 lower-seeded teams defeated higher-seeded teams in the first round, highlighted by No. 14 Ohio beating third-seeded Georgetown. The Bobcats were the No. 9 seed in the Mid-American Conference tournament but advanced to the NCAA tournament by winning the MAC tourney before upsetting the Hoyas.

2011 As a result of the new television and Internet rights deal that the NCAA reached with Turner Sports and CBS in April 2010, all 67 games of the championship were televised nationally on CBS, TNT, TBS or truTV. In the previous eight years (2003-10), only eight games were available in their entirety nationally to television viewers. The first week of the tournament, including the First Four, recorded a 5.5 rating, a 15% increase from 2010. In addition, the first week recorded the most viewers in more than 17 years while averaging 8.4 million viewers per game. Overall, the television rating for the tournament was a 6.4, up seven percent from 2010 and up 12 percent from 2009.

The single-session attendance record was set on semifinal Saturday, as 75,421 fans packed Reliant Stadium. Another 70,376 fans attended the championship game, bringing the total Final Four attendance to an all-time record total of 145,797.

Online and mobile viewers were treated to added features that enhanced the viewing experience. For the first time, March Madness on Demand (MMOD) was available free to iPad and iPhone users in addition to online via NCAA.com. Despite the increased availability of games on TV, total visits to MMOD platforms, including broadband and mobile, were up 63 percent. In addition over 13.7 million total hours of streaming video was consumed through the MMOD broadband application and iPad and iPhone apps.

VCU, a team the Division I Men's Basketball Committee was criticized for selecting it as an at-large team, made history by winning a game against Southern California in the inaugural First Four, the quartet of first-round games that opened the tournament. VCU, an 11 seed, then defeated Georgetown, Purdue, Florida State and top-seeded Kansas to advance to the school's first Final Four. The Rams were the only at-large team to advance to Houston.

The Butler Bulldogs advanced to the 2010 championship game and people called it a once-in-a-lifetime accomplishment. One year later, Butler was back in the title game, defeating Old Dominion at the buzzer, top-seeded Pittsburgh by one point, Wisconsin and Florida in overtime to get back to the Final Four. The Bulldogs then got by VCU before losing in the national title game to Connecticut.

Speaking of UConn, the Huskies won their third national championship since 1999 with their victory over Butler. Connecticut won five games in five days to capture the Big East Conference championship, and defeated Bucknell, Cincinnati, San Diego St., Arizona and Kentucky to set up the championship showdown with the Bulldogs. At 68, Connecticut coach Jim Calhoun became the oldest coach to ever win the national championship and he joined John Wooden, Adolph Rupp, Mike Krzyzewski and Bobby Knight as the only coaches to win at least three titles.

The Big East Conference shattered the record for most teams from one league to earn spots in the tournament field, as 10 at-large teams were selected and joined automatic qualifier Connecticut to give the Big East 11 teams in the championship. Because of this, clauses to the principles and procedures had to be exercised, resulting in Big East teams Connecticut and Cincinnati, as well as Syracuse and Marquette, playing in the third round. Normal procedures call for league teams to not face one another before the regional final.

The 2011 championship featured 20 games decided by three points or fewer, or went to overtime. That is the second-highest total in tournament history, trailing only the 24 such games in the 1990 championship. The tournament marked only the third time since seeding began in 1979 that a No. 1 seed failed to make the Final Four (1980 and 2006 were the others), and it was the first time that neither a No. 1 seed nor a No. 2 seed advanced to the Final Four.

2012 The University of Kentucky captured the school's eighth national title in its illustrious history, defeating fellow powerhouse Kansas 67-59 in the championship game. Freshman Anthony Davis had only six points on 1-10 shooting from the floor, but contributed 16 rebounds, six blocks, five assists and three steals against the Jayhawks en route to becoming the fourth freshman in tournament history to garner Most Outstanding Player honors.

Working with television partners from Turner and CBS, the Division I Men's Basketball Committee decided that teams advancing from the First Four would be exempt from playing the first game of the first session at a second-round site.

The committee's ranking of the 68 tournament teams, commonly known as the overall seed list, was revealed publicly for the first time. The unveiling took place during "Hardcore Brackets," an hour-long special that aired at 7 p.m. EST on truTV to help the public's understanding of the selection, seeding and bracketing process.

The Super 10 Fan Selection Committee consisted of contest winners from entrants who submitted videos via the March Madness Facebook page. Winners were flown to Atlanta and spent three days in deliberations regarding the tournament field during the actual selection weekend. The fan committee had access to Nitty Gritty reports and team sheets, which for the first time were released to the public each week during the season.



Photo by Brett Wilhelm

Kentucky celebrates their win over Kansas in the 2012 championship game held at Mercedes-Benz Superdome in New Orleans. The Wildcats defeated the Jayhawks 67-59.

1,566 media members were credentialed for the 2012 NCAA Men's Final Four, the most ever. CBS Sports and Turner Sports' coverage of the 2012 Final Four on Saturday, March 31 earned an average fast national household rating/share of 9.0/17, which was the highest rated Final Four since 2005. The rating was up 1 percent from last year's 8.9/17.

For the second time in tournament history, all 67 games were broadcast nationally through the NCAA's new agreement with Turner Sports and CBS. Beyond the national reach, games were broadcast internationally via ESPN International to more than 200 countries across the globe. These include Australia, Brazil, Canada, China, Egypt, France, Germany, Greece, India, Israel, Italy, Japan, Mexico, New Zealand, Russia, Saudi Arabia, South Africa, South Korea and Spain. In addition to its national and global telecast and online availability via March Madness Live, the 2012 NCAA Men's Final Four had the potential to be viewed by approximately one million U.S. Armed Forces, Department of Defense civilian employees and their families stationed overseas and aboard 140 US Navy ships at sea via the American Armed Forces Radio Network.

The First Four was highlighted by two amazing comebacks on the same night. BYU trailed Iona by 25 points in the first half, but rallied for a 78-72 win, marking the largest comeback in NCAA tournament history. That came on the heels of the night's first game, which saw Western Kentucky defeat Mississippi Valley St. 59-58, despite trailing by 16 points with five minutes left in the game. The games were played in front of President Barack Obama and British Prime Minister David Cameron.

2013 The University of Louisville captured its first national championship since 1986, and third in school history, with a thrilling 82-76 win over Michigan. The Cardinals were led by Luke Hancock, who became the first non-starter in tournament history to earn Most Outstanding Player honors. Louisville was also inspired by Kevin Ware, who despite suffering a broken leg in the Cardinals' victory over Duke in the regional final, accompanied his team on the trip to Atlanta for the Final Four. Rick Pitino became the first coach to win titles at two different schools, having previously won a championship at Kentucky. However, a 2018 Committee on Infractions ruling resulted in Louisville vacating its appearance in the 2012-2015 tournaments, including its 2012 Final Four appearance and its 2013 national championship.

The national championship game at the Georgia Dome was attended by 74,326 fans, establishing an all-time record for the title game crowd. Saturday's semifinals drew 75,350, bringing the two-session total to a record 149,676 fans in attendance at the Final Four.

For the first time in history, the Division II and Division III championship games were played in the same city as the Final Four. More than 6,200 fans watched Amherst defeat Mary Hardin-Baylor in the Division III game, and then better than 7,700 watched Drury rally to beat Metro St. in the Division II game. The games were played at Philips Arena in downtown Atlanta.

Wichita State became the first Missouri Valley Conference school to advance to the Final Four since the 1979 Indiana State team led by Larry Bird. The ninth-seeded Shockers beat eighth-seeded Pittsburgh, No. 1 Gonzaga, 13th-seeded La Salle and No. 2 Ohio State to advance to Atlanta out of the West Regional. The Shockers had a 12-point lead in the second half of the national semifinals before falling to Louisville 72-68. The other semifinal featured the first meeting in tournament history between No. 4 seeds, with South Region champion Michigan edging East Region champion Syracuse, 61-56.

The NCAA celebrated 75 years of March Madness, culminating with the selection of the top 15 players, as well as the top team and top moment in tournament history. The top team, as chosen by fan voting on NCAA.com and a panel of experts that included former committee members, the NABC and USBWA, was the 1976 Indiana team that finished 32-0. The top moment was Christian Laettner's shot at the buzzer that gave Duke a 104-103 overtime win over Kentucky in the 1992 East Regional championship game. The 15 players selected were Kareem Abdul-Jabbar, Larry Bird, Bill Bradley, Patrick Ewing, Grant Hill, Magic Johnson, Michael Jordan, Christian Laettner, Jerry Lucas, Danny Manning, Hakeem Olajuwon, Oscar Robertson, Bill Russell, Bill Walton and Jerry West.

The NCAA created additional courtside seating for fans at all rounds of the championship, providing fans of the participating teams, specifically family and friends of the coaches and student-athletes, seats closer to the court. Military personnel were also provided with better seats, while other fans were afforded the opportunity to purchase premium seating.

There have only been seven instances when a No. 15 seed has defeated a No. 2 seed, but three of those games have taken place in the last two years. A year after Lehigh beat Duke and Norfolk St. shocked Missouri, Florida Gulf Coast made its first tournament appearance a memorable one. The Eagles stunned Georgetown and San Diego St. to become the first 15-seed to reach the Sweet 16.

For the fourth time in five years, there were 10 occurrences of a lower-seeded team defeating a higher-seeded team in the round of 64. In addition to Florida Gulf Coast's win, one 14-seed, a 13, three 12s, an 11-seed, a 10 and two No. 9s advanced to the third round. Since the field expanded to 64 teams in 1985, the 2013 tournament marked only the second time that at least one team seeded 9th, 10th, 11th, 12th, 13th, 14th and 15th won a tournament game. The other year was 1991.

2014 New bracketing principles adopted by the Division I men's basketball committee in the summer of 2013 were used for the first time, leading to every team staying on its true seed line. The new principles allow for teams from the same conference to meet as early as the round of 32 if they only played each other once during the season, to include the conference tournament. If the teams played twice, they may not meet until the Sweet 16, and if they played three times, they may not play until the regional final. In addition, the top four teams from a conference shall be in separate regions, if they are seeded on the first four lines (top 16 seeds).

Connecticut won its fourth national title -- all since 1999 -- by becoming the first seventh-seeded team to capture the championship. Led by Most Outstanding Player Shabaaz Napier, the Huskies escaped Saint Joseph's in the round of 64, winning in overtime. UConn then upset second-seeded Villanova to get to the Sweet 16, where it knocked off third-seeded Iowa St. and fourth-seeded Michigan St. to win the East Regional and reach the Final Four. In the national semifinals, the Huskies rallied from an early 12-point deficit to beat Florida, the tournament's overall top seed. Connecticut never trailed in the title game, holding off Kentucky, 60-54 to give former player Kevin Ollie a championship in his first tournament as UConn's head coach.

UConn was a No. 7 seed in the East Regional, while Kentucky was the No. 8 seed in the Midwest. The combined seed total (15) for the championship game was the highest in tournament history, easily breaking the record of 11 when third-seeded Connecticut beat No. 8 Butler in the 2011 championship game.

The two-session North Texas Final Four attendance totaled 158,682 fans in AT&T Stadium, setting the record for the highest ever attendance and surpassing the 2013 Final Four in Atlanta by 9,006 fans. This year marked the highest attended national championship game with 79,238 fans, exceeding the previous record, also Atlanta in 2013, by 4,912 fans. It also marks the highest attended semifinals in tournament history with 79,444 fans, besting the previous record from the 2011 Final Four at Reliant Stadium in Houston by 4,023 fans. In total, 739,189 fans attended the 36 sessions of the 2014 Division I Men's Basketball tournament.

A record-breaking 1,829 media credentials were issued for the Final Four.

For the first time, the national semifinals were carried on cable television as Turner's TBS Network carried Saturday's Final Four games. The two games (Kentucky-Wisconsin and Connecticut-Florida) were the two most viewed college basketball games in cable television history, with 16.3 million watching the second game (Kentucky edging Wisconsin) and 11.7 watching the first game. Nearly 40 million people watched CBS's telecast of the national championship game.

In addition to the record-breaking television audience, more people tuned in using NCAA March Madness Live. Across online and mobile (tablets and smart phones) platforms, the two semifinal games netted 3.8 million live streams for an increase of 76 percent over last year. The doubleheader also combined to register more than one million hours of live video consumed, up 37 percent over 2013. Over the course of the tournament, 9.9 million unique viewers (up 9 percent from 2013) streamed 70 million live video streams (up 42 percent from 2013). A total of 15.1 million live hours were watched (up 7 percent from 2013). The NCAA March Madness Live app was downloaded more than 4.5 million times. According to Social Guide, the National Semifinals tallied more than 1.8 million tweets -- that were seen by nearly 200 million followers -- for a 36 percent increase over last year. NCAA Final Four social media accounts saw a 39 percent growth in social media audience to approximately 1.3 million people, and recorded approximately 43.2 million impressions during the entire Final Four, including the national championship game.

2015 In the fall of 2015, the committee selected the following future Final Four sites: Phoenix (2017), San Antonio (2018), Minneapolis (2019), Atlanta (2020) and Indianapolis (2021). The committee also announced preliminary round sites for the 2016-18 championships.

Starting with the 2016 tournament, the first weekend of the tournament will be referred to as the first- and second-rounds, rather than the second and third. The four games that start the tournament will still be known as the First Four, or opening round.

For the second consecutive year, a record-breaking number of credentials were issued for the Final Four. A total of 2,069 media credentials, including those for television partners from Turner and CBS, were issued in Indianapolis.

Duke Coach Mike Krzyzewski broke a tie with Adolph Rupp to move into second place with five national championships. John Wooden won 10 with UCLA to remain the all-time leader. Coach Krzyzewski advanced to the Final Four for the 12th time, tying Coach Wooden for the most all-time, and appeared in his 31st NCAA tournament, tying Jim Boeheim for the most all-time.

Duke guard Tyus Jones became just the fifth freshman to win Most Outstanding Player at the Final Four, joining Arnie Ferrin of Utah in 1944, Pervis Ellison of Louisville in 1986, Carmelo Anthony of Syracuse (2003) and Anthony Davis of Kentucky (2012).

For the second straight year, a team entered the tournament undefeated. Kentucky's record was unblemished through 34 regular-season and Southeastern Conference tournament games, and the Wildcats' wins in their first four NCAA tournament games allowed them to become the first team since the 1991 UNLV squad to enter the Final Four without a loss.

Wisconsin and Kentucky met in the national semifinals for the second straight year, marking the first time since 1991 that a Final Four game was a rematch from the previous year's Final Four. Duke and UNLV met in the championship game in 1990 and in the semifinals the following year.

Wisconsin All-American Frank Kaminsky recorded a double-double in both Final Four games, becoming the first player to do that since Carmelo Anthony in 2003.

Michigan State and Louisville needed overtime to decide their East Regional championship game. It was the 200th March Madness game to go to overtime.

Thursday, March 19 was a memorable day as for the first time in tournament history, five March Madness games were decided by one point: UAB 60, Iowa St. 59; Georgia St. 57, Baylor 56; UCLA 60, SMU 59; Cincinnati 66, Purdue 65; and North Carolina St. 66, LSU 65.

March Madness Live had another record-setting year, with more than 80 million live stream starts resulting in more than 17 million hours of tournament games watched on the app. On the social media front, there were more than 11 million social engagements resulting in better than 352 million impressions.

2016 The NCAA, Turner and CBS reached an \$8.8 billion deal that will keep the men's basketball championship on the two networks through the 2032 tournament.

The national championship game featured a buzzer-beater for the first time since 1983, as Villanova's Kris Jenkins drilled a three-pointer just before the clock hit zero to lift the Wildcats to a 77-74 victory over North Carolina. It marked Villanova's second national championship and first since 1985.

Villanova set a Final Four record for shooting, making 63 of 97 shots (64.9 percent) in its wins over Oklahoma and North Carolina at NRG Stadium. The Wildcats' 71.4 percent performance in a record-setting 44-point win over the Sooners in Saturday's first semifinal was the second-highest shooting percentage in Final Four history, trailing only Villanova's 78.6 clip in the 1985 title game versus Georgetown.

North Carolina advanced to the Final Four for the 19th time in school history, the most by any Division I school.

Syracuse became the fourth double-digit seed since seeding began in 1979 to reach the Final Four. 11th-seeded LSU was the first to do it, in 1986, and George Mason (2006) and VCU (2011) matched the feat, also as No. 11 seeds.

Syracuse became the 12th institution to send both its men's and women's teams to the Final Four, joining Georgia in 1983, Duke in 1999, Oklahoma in 2002, Texas in 2003, Michigan St. in 2005, LSU in 2006, Louisville in 2013 and UConn in 2004, 2009, 2011 and 2014.

Lon Kruger guided Oklahoma to the Final Four, 22 years after leading Florida to the 1994 Final Four. It is the second-longest gap between Final Four appearances for a coach, trailing only Ray Meyer, who led DePaul to the 1943 and 1979 Final Fours.

UNI experienced an extreme high in its first-round win over Texas, as Paul Jespersion nailed a half-court shot at the buzzer to lift the Panthers to a 75-72 win. Two days later against Texas A&M, UNI had a 12-point lead with 35 seconds remaining, but the Aggies rallied to force overtime. A&M eventually won in double overtime, 92-88, marking the largest comeback in the final minute in the history of men's college basketball.

The Atlantic Coast Conference set a record by sending six teams to the Sweet 16 (North Carolina, Syracuse, Virginia, Notre Dame, Duke and Miami).

A record 10 double-digit seeds (two 10s, three 11s, two 12s, a 13, a 14 and a 15) won first-round games, breaking the record of nine set in 2001 and 2012. Hawaii, Stephen F. Austin and Middle Tennessee all won on March 18, marking the first day featuring wins by teams seeded 13th, 14th and 15th.

More than ever before, fans tuned in using the NCAA March Madness Live app. Across online platforms, tablets and smart phones, NCAA March Madness Live netted 3.4 million live video streams for the national title game, which resulted in 1.1 million live hours of video consumption, a 16 percent increase over last year and an all-time record for an individual game during the NCAA tournament. With 18.1 million live hours, the tournament also generated more video consumption than any other tournament.

Turner Sports' exclusive presentation of the national championship across TBS, TNT and truTV averaged 17.8 million viewers and a 13.2 household coverage rating/10.6 U.S. household rating. Viewership peaked at an average 22.3 million viewers in the final minutes of the game. The Villanova University-University of North Carolina, Chapel Hill, game became the second-most-viewed college basketball game of all time on a cable television network, following only the University of Wisconsin-Madison's defeat of the University of Kentucky in the 2015 semifinals, which ended Kentucky's perfect season. The championship game was also the most viewed event of any kind on Sling TV. Beyond the national reach, ESPN International broadcast the games to 188 countries and territories, marking an increase of eight countries from the previous year.

The national championship game generated 56 million impressions across March Madness social media accounts, up 112 percent over last year. Video consumption for social media was also up with 8 million views overall, more than five times the volume of video for last year's championship game.

The two-session Final Four attendance totaled 149,845, the second-highest attendance in Men's Final Four history. The championship game attendance of 74,340 is also the second-highest in championship game history. The semifinals round marked an NRG Stadium attendance record with 75,505 fans.

2017 With the Final Four in the western part of the country for the first time since 1995, two Pacific time zone teams (Gonzaga and Oregon) advanced to Phoenix, marking the first time ever two teams from the west coast made it to the Final Four. It was only the sixth time ever that the Final Four featured more than one team from the Pacific or Mountain time zones.

The three Final Four games were decided by a total of 11 points, which tied for the second smallest combined margin ever, behind the 10 in 1950 and 1982.

Consistent with the increased scoring trends seen during the regular season, all four Final Four teams scored at least 70 points in the national semifinals. It was the first time that had happened in 25 years.

The Southeastern Conference sent three teams (South Carolina, Kentucky and Florida) to the Elite 8, marking the first time the league accomplished that since 1986.



Photo by Jamie Schwaberow

Justin Jackson (44) of the North Carolina Tar Heels dunks during the 2017 national championship held in Phoenix at University of Phoenix Stadium. North Carolina defeated Gonzaga 71-65 to win the national title.

Xavier became just the second No. 11 seed ever to beat teams seeded sixth, third and second in its region to advance to the Elite 8. The 1986 LSU team was the other.

A total of 176 countries carried the Final Four, including 3.22 million viewers in China. Westwood One also carried the first-ever Spanish radio broadcast in Final Four history. Turner Sports and CBS Sports' exclusive coverage of the 2017 NCAA Division I Men's Basketball Championship delivered huge audiences across all platforms – television, digital and social. The 2017 NCAA Tournament on TBS, CBS, TNT and truTV was the second most-watched in 23 years (1994), averaging 10.827 million viewers, which is also up +16% from 2016 (9.373 million viewers). The National Championship was watched by an average of 22.998 million viewers, up +30% from last year. The game peaked with 26.105 million viewers from 11:15-11:30 p.m. ET.

Additionally, NCAA March Madness Live netted a record-setting 98 million live video streams during the NCAA Tournament, up +33% over last year. The national championship game garnered 4.4 million live video streams, an all-time record for the title game. Official March Madness social media handles garnered over 74 million engagements throughout the NCAA Tournament, a 42% increase over last year.

In venue, the second-largest crowds in Final Four history attended the semifinals (77,612) and championship game (76,168). In addition, a record 2,201 media credentials were issued.

2018 UMBC became the first No. 16 in tournament history to knock off a No. 1 seed, as the Retrievers stunned the overall top-seeded Virginia Cavaliers in convincing fashion, 74-54. The game was tied at the half but the Retrievers outscored UVA 14-3 in the first 3:36 of the second half, and the lead remained in double figures the rest of the way.

Eleventh-seeded Loyola Chicago became the fifth double-digit seed since seeding began in 1979 to reach the Final Four, joining LSU (11 seed in 1986), George Mason (11 seed in 2006), VCU (11 seed in 2011) and Syracuse (10 seed in 2016) to do it. All five of those teams lost in the national semifinals.

Marshall and Buffalo knocked off fourth-seeded Wichita St. and Arizona, respectively, becoming the fourth pair of No. 13 seeds to win first-round games in the same tournament. It also happened in 1987, 2001 and 2008.

For the eighth time in as many years, a First Four winner advanced to at least the second round, as Syracuse, which beat Arizona St. in Dayton, knocked off TCU and Michigan St. to reach the Sweet 16.

For the 11th consecutive year, and for the 16th time in the previous 17 tournaments, the defending national champion failed to get past the Sweet 16. North Carolina's second-round loss to Texas A&M meant the reigning champion had lost five times in the opening weekend in that 17-year span, while seven others had lost in the Sweet 16 and four champions failed to make the tournament the next year. The one exception in that period is Florida, which followed up its 2006 championship with another title in 2007.

Nevada rallied from 22 points down in the second half to stun second-seeded Cincinnati 75-73 and advance to the Sweet 16. The Wolf Pack, which trailed 65-43 with 11 minutes left, matched Duke's rally to beat Maryland in the 2001 Final Four for the second-biggest comeback in tournament history. BYU's win over Iona, in which the Cougars trailed by 25 in the 2012 First Four, is still the record for largest deficit overcome to win a tournament game, but the Wolf Pack began their rally with considerably less time remaining in the game. Nevada advanced to the second round with a 14-point comeback to beat Texas in overtime, then nearly rallied in the Sweet 16 when the Wolf Pack trailed by 10 with less than eight minutes left, only to lose to Loyola Chicago, 69-68.

For the first time in tournament history, all of the top four teams in a region failed to reach the Sweet 16. The South Regional in Atlanta featured fifth-seeded Kentucky, No. 7 Nevada, No. 9 Kansas St. and 11th-seeded Loyola Chicago, which ended up advancing to the Final Four.

For only the second time in tournament history, a regional featured three teams from one conference. Second-seeded Duke, fifth-seeded Clemson and 11th-seeded Syracuse all advanced to the Midwest Regional in Omaha. The only other time this had happened was in 1986, when Kentucky, Alabama and LSU all advanced in the regional that took place in Atlanta.

The 2018 tournament marked only the fourth tournament that two No. 1 seeds failed to reach the Sweet 16, as Xavier and Virginia were knocked out in the first weekend. The other times were 1981, 2000 and 2004.

For the first time since new bracketing principles were adopted in the summer of 2013, teams had to be moved off their true seed line. This occurred because two Big East teams (Villanova and Xavier) were No. 1 seeds, and four others fell between places 29 and 35 on the overall seed list, meaning Seton Hall, Creighton, Butler and Providence were slated to be No. 8 and 9 lines. To avoid teams from the same league playing in the second round, Butler and Providence dropped from a 9 seed to a 10, while North Carolina St. and Florida St. moved up from the 10 line and were seeded ninth.

Yet another record was set for most credentials (2,206) issued at the Final Four.

2019 Virginia, which in 2018 became the first No. 1 seed to lose to a No. 16 team in the first round, bounced back from that disappointment to capture the school's first national championship. The top-seeded Cavaliers needed to rally from a 14-point first-half deficit against Gardner-Webb to get out of the first round, and then eased past Oklahoma to reach the regional semifinals. UVA outlasted Oregon in the Sweet 16 and then in the regional final, got a buzzer-beater by Mamadi Diakite to force overtime. The Cavs overcame a 42-point performance by Purdue's Carsen Edwards to win 80-75 and advance to their first Final Four since 1984. The thrilling finishes didn't stop there. In the national semifinals, Kyle Guy nailed three free throws with .6 seconds remaining to give Virginia a 63-62 win over Auburn. In the championship game, overtime was needed to decide a high-level tilt between the Cavaliers and Texas Tech, which had rallied from a 10-point deficit to grab a three-point lead in the final seconds. However, De'Andre Hunter's three-pointer with 12 seconds left sent the game into overtime and another three-pointer midway through the extra session put Virginia ahead to stay in what would be an 85-77 victory.

Virginia coach Tony Bennett reached his first Final Four and with his father, Dick, having guided Wisconsin to the 2000 Final Four, they became the second father-son combination to both lead teams that far in the tournament. The first to do it was John Thompson and John Thompson III, who both led Georgetown to the Final Four.

For the first time since 1980, a new metric was used by the committee to sort and assist with the evaluation of teams throughout the season. The NCAA Evaluation Tool (NET) was introduced to the membership and public in the summer 2018, with the first rankings coming out November 26. Using the Selection Sunday rankings, 15 of the top 18 teams in the NET rankings reached the Sweet 16, with 12th-seeded Oregon being the lone exception.

Raining 3s: There were 1,083 three-pointers made in the tournament, shattering the previous record by more than 100 (974 in 2018). Virginia and Texas Tech combined for 21 made three-pointers, tied for the most in championship game history. It marked the first time both teams reached double digits in three-pointers made in a title game. Purdue's Carsen Edwards made 27 three-pointers in four tournament games, tying the single-tourney record set by Michigan's Glen Rice, who did it in six games in 1989. Baylor and Syracuse busted each other's zone for a combined 28 made three-pointers, the most for any non-overtime game in tournament history. Fairleigh Dickinson's Darnell Edge set an opening round/First Four record for three-point percentage by knocking down seven of nine shots from long range, while in the same game Prairie View tied an opening round/First Four record with 15 made three-pointers.

Working Overtime: Tennessee became the first school to play back-to-back overtime games since Florida in 2011. The Volunteers needed OT to beat Iowa in the second round and then fell to Purdue in overtime in the Sweet 16. The national championship game was the first to go to overtime since 2008 and the eighth title game to require overtime to determine a winner. The 2019 tournament had five games go to overtime; the previous three tournaments had a combined six OT games.

Purdue's Carsen Edwards became the first player to earn regional Most Outstanding Player honors from a non-winning team since Davidson's Steph Curry did it in 2008.

Murray State phenom Ja Morant notched the ninth triple-double in tournament history, leading the Racers to a 83-64 win over Marquette. Morant had 17 points and 11 rebounds, and his 16 assists were the second-most in tournament history.

A year after a record-tying low of only seven of the top 16 seeds reaching the Sweet 16, a record-tying high of 14 of the top 16 seeds advance to the regional semifinals. The only exceptions were fifth-seeded Auburn and 12-seeded Oregon. The 2009 tournament was the only other one that had 14 of the 16 teams seeded on the top four lines reach the Sweet 16, and the 2009 and 2019 tournaments are the only ones in which all 1, 2 and 3 seeds advanced to the regional semifinals.

For the second time in three years, the Final Four featured two teams making their inaugural appearance in the event. South Carolina and Gonzaga did it in 2017, while Texas Tech and Auburn accomplished it in 2019.

With Villanova bowing out in the second round, the defending national champion failed to get past the Sweet 16 for the 12th consecutive year and for the 17th time in 18 years. Villanova's 26-point loss to Purdue was the second-largest loss by a defending champion, trailing only the 1990 Michigan team that lost by 34 a year after winning the 1989 title.

The Big Ten Conference sent seven teams to the round of 32, becoming only the second league to achieve that (Big East in 2008 and 2011).

A total of 36,599 fans attended Final Four Friday, while 16,721 attended the March Madness Music Series, 76,560 attended Fan Fest and 200,000 went to the Tip-Off Tailgate. Nearly 15,000 Minneapolis-area students read 6.6 million minutes in the Read to the Final Four program, while 3,100 kids participated in the Final Four dribble. Minneapolis had more than 2,200 volunteers assisting at various ancillary events throughout the city.

Attendance for the semifinal games was 72,711, while 72,062 watched the national championship game. There were 120 million impressions from social content during Final Four week and 135 million social media video views throughout the tournament (up 74 percent from 2018). Live streams from March Madness Live set an all-time record with 100+ million streams (up 31 percent), and there was a 10 percent increase in television household viewership.

For the third year in a row, and sixth time in eight years, a record number of media were credentialed at the Final Four (2,442).

On April 24, the NCAA announced that the Divisions II and III national championship games would be played in Atlanta during Final Four weekend. The games will take place on Sunday, April 5, the day between the Division I national semifinals and championship game. It is the second time the three divisions would conduct their title games in the same city on the same weekend; Atlanta hosted all three contests in 2013 as part of the 75th March Madness celebration.

2020 On Thursday, March 12, the NCAA Board of Governors voted to cancel all winter and spring championships due to the global COVID-19 pandemic. It marked the first time since its inception in 1939 that the Division I men's basketball championship was canceled.

2021 The entire tournament was played in a single state for the first time ever, due to the ongoing COVID-19 global pandemic that forced the cancellation of the 2020 tournament. First Four games were played at Indiana University and Purdue University, which also hosted first-round games along with Bankers Life Fieldhouse (home of the Indiana Pacers), Hinkle Fieldhouse on the campus of Butler University, Indiana Farmers Coliseum (located at the State Fairgrounds and home to IUPUI basketball) and Lucas Oil Stadium. The four venues in Indianapolis hosted second-round games, while Hinkle Fieldhouse and Bankers Life Fieldhouse were the sites for the Sweet 16 games. Lucas Oil Stadium hosted the Elite Eight and Final Four games. Two courts were used at Lucas Oil Stadium and were called the Equality and Unity courts, emphasizing awareness around inclusion and social justice issues.

Teams were housed in downtown Indianapolis during their entire stay in the tournament and were contained within a controlled environment, along with NCAA staff, committee members, officials and tournament operations staff. Daily COVID testing was conducted to ensure the health and safety of participants and organizers. One team, VCU, was unable to play its first-round game scheduled against Oregon, due to positive tests, leading Oregon to advance to the second round via the no-contest rule.

Baylor won its first national championship in school history, rolling to an 86-70 win over previously unbeaten Gonzaga. The game marked the first national title tilt to feature the overall No. 1 and No. 2 teams on the committee's overall seed list since 2005 (North Carolina-Illinois). The Bears led by as many as 19 in the first half and held the Bulldogs to a season-low for points scored and kept them well below their season average of 91 points per game. Baylor outrebounded Gonzaga 38-22, including 16-5 on the offensive glass. Mark Vital had 11 rebounds, including eight on the offensive end. Most Outstanding Player Jared Butler had 22 points and seven assists, MaCio Teague had 19 points, Davion Mitchell had 15 points, six rebounds and five assists, and Adam Flagler contributed 13 points off the bench.

Jalen Suggs hit a 37-footer at the buzzer to give Gonzaga a 93-90 overtime win over UCLA in a national semifinal game that will surely rank as one of the most memorable games in tournament history. The game featured 15 ties and 19 lead changes and marked the second time in Final Four history (excluding third-place games) that both teams topped the 90-point mark (Indiana 97, UNLV 93 in 1987 was the other). The Bruins shot 57.6 percent from the floor, while the Bulldogs shot 58.7 percent. Gonzaga improved to 31-0 with the win, becoming the first team since the 1979 Indiana St. team to enter the national championship game with an unblemished record.

The national semifinal between Baylor and Houston was the 3,500th game in tournament history and was the 200th March Madness game to be played in the state of Indiana.

Of the 3,502 tournament games that have been played, nearly 23 percent of them have been decided in overtime or by 1, 2 or 3 points.

There was all sorts of history made with lower-seeded teams. The NCAA defines an upset as a team seeded five or more spots lower than an opponent winning a tournament game. The 2021 tournament featured 14 such upsets, an all-time record. Nine double-digit seeds advanced to the round of 32, tying for second most all-time (2001, 2012). The record is 10 in 2016. Four teams seeded 13 or lower (13th-seeded North Texas, 13th-seeded Ohio, 14th-seeded Abilene Christian and 15th-seeded Oral Roberts) advancing to the round of 32 is the most ever. Oral Roberts went on to become the second 15 seed to advance to the Sweet 16, joining Florida Gulf Coast (2013). UCLA became the second team to go from the First Four to the Final Four, joining VCU (2011). Oregon St. became the second No. 12 seed to reach the Elite Eight. The Beavers' run ended with a loss to Houston, coached by Kelvin Sampson. Sampson was also the coach of the Oklahoma team that knocked off the only other No. 12 seed to reach the regional final (Missouri in 2002). Oregon St. and UCLA were just the third pair of double-digit seeds to reach the Elite Eight in the same tournament (Texas and Loyola Marymount in 1990 and Kent St. and Missouri in 2002). Houston became the first team ever to reach the Final Four by beating four double-digit seeds (15 Cleveland St., 10 Rutgers, 11 Syracuse and 12 Oregon St.).

For the first time in tournament history, the two HBCU conference representatives won games in the same tournament. Both Texas Southern (SWAC) and Norfolk St. (MEAC) won games in the First Four.

The 2021 tournament featured six overtime games, tying for the second-most in tournament history. Only the 1995, 1997 and 2014 tournaments, with seven overtime games, had more. UCLA was involved with three of the overtime games, beating Michigan St. in the First Four and Alabama in the Sweet 16 in games needing an extra five minutes to decide. The Bruins lost to Gonzaga in the Final Four, which was the first semifinal since 1998 to go to overtime. UCLA joins the 1975 Syracuse team as the only team to play three overtime games in a single tournament.

2022 For the second straight year, and for the fifth time ever, there were six overtime games in the tournament. The other years were 1975, 2006 and 2008. The record is seven (1995, 1997, 2014).

For the second year in a row, and for just the third time in history, a No. 15 team advanced to the Sweet 16. However, Saint Peter's made history by taking it another step, advancing to the Elite 8. Florida Gulf Coast (2013) and Oral Roberts (2021) were the other 15 seeds to get to the round of 16.

North Carolina became the seventh No. 8 seed to advance to the Final Four, joining UCLA in 1980, Villanova in 1985, North Carolina and Wisconsin in 2000, Butler in 2011 and Kentucky in 2014.

A year after setting a record for most upsets in a single tournament (14, defined as a winning team seeded five or more spots lower than an opponent), there were 13 such games in 2022, highlighted by 15th-seeded Saint Peter's knocking off second-seeded Kentucky, seventh-seeded Murray St. and third-seeded Purdue. No. 11 seeds Iowa St. (vs. LSU and Wisconsin) and Michigan (vs. Colorado St. and Tennessee) also had a pair of upsets, as did eighth-seeded North Carolina, which beat No. 1 seed Baylor in the second-round and then knocked off second-seeded Duke in the Final Four. In the win against Baylor, UNC survived what would have tied for the greatest comeback in tournament history as Baylor staged a remarkable rally by overcoming a 25-point deficit with 10:08 left to send the game into overtime. However, the Tar Heels recovered to knock off the defending champs and keep BYU's record 25-point comeback from the 2012 First Four against Iona safe. In the win over Duke, North Carolina edged its archival in a game for the ages that ended the career of legendary Blue Devils coach Mike Krzyzewski.

Notre Dame's first-round win over Alabama marked the 10th time in 11 tournaments since 2011 that a First Four participant advanced to at least the round of 32.

The First Four games attracted 25,038 fans at University of Dayton Arena, marking the second-highest total ever (25,068 in 2018).

Amy Bonner was one of the officials calling the UCLA-Akron first-round game, making her just the second female to officiate a tournament game. The first was Melanie Davis, who worked the Illinois-San Diego St. first-round game in 2002.

The 2022 tournament marked the 16th time since 1985 (37 tournaments) that multiple No. 12 seeds knocked off their fifth-seeded opponents in the first round.

No. 11 seeds went 3-1 against their sixth-seeded counterparts, marking the third time in the past six tournaments that the 11th-seeded teams won three of four against the No. 6 opponents.

Arkansas made history when it knocked off No. 1 overall seed (and the top-ranked team in the Associated Press poll Gonzaga) in the Sweet 16. The Razorbacks became the first team ever to beat the AP's No. 1 team in the regular season (Auburn) and in the NCAA tournament.

The 8 versus 15 Elite 8 game between North Carolina and Saint Peter's marked the highest combined seed total (23) in tournament history, breaking the mark of 20 that was established when No. 11 Loyola Chicago beat No. 9 Kansas St. in 2018. Saint Peter's is the lowest-seeded team to ever reach the Elite 8, breaking the record set by Missouri in 2002 and Oregon St. in 2021. Both of those teams were No. 12 seeds.

The seed total of the teams that advanced to the Elite 8 was 47 (1, 2, 2, 4, 5, 8, 10, 15). That's the highest total is tournament history. The previous high was 40 in 1990 and in 2000. The lowest total is 13 in 2007 (1, 1, 1, 1, 2, 2, 2, 3).

North Carolina's Hubert Davis became just the 10th coach to lead his team to the Final Four in his first year as a head coach.

UNC's Armando Bacot made history by becoming the first player ever to record six double-doubles in a single NCAA tournament. His 21 rebounds in the semifinal win over Duke made him the 13th player to ever achieve that total in a Final Four game.

Kansas won its fourth national championship in historic fashion, rallying from a 16-point deficit to beat North Carolina for the title. The Jayhawks trailed by 15 at the half. Both marked the largest comebacks in championship game history.

The North Carolina-Duke game was the second-most watched college basketball game in cable television history, behind only the 2015 semifinal game between Wisconsin and Kentucky. The Kansas-North Carolina game ranks third on that list. All of those games aired on TBS. Overall, the tournament generated its best audience share since 1994, and total viewership was up 13 percent from 2021. March Madness Live set single-game records for the championship game and delivered record-setting streaming performances for the tournament.

2023 For the second time ever, a 16 seed defeated a 1, as Fairleigh Dickinson stunned Purdue 63-58. FDU became the first 16 seed to win a round of 64 game after advancing from the First Four.

Pittsburgh's win over Iowa St. made it 11 out of 12 years in which a First Four at-large team advanced to at least the round of 32.

The 2023 tournament marked the fifth time in six years that the No. 3 seeds went 4-0 in the first round. No other seed has performed better during that time. The 3 seeds are 23-1 in the first round of the past six tournaments.

For the third straight year, a No. 2 seed lost to a 15 seed in the first round. Prior to 2021, a 15 beat a 2 seed only eight times.

For the third time since 2015, the 5 seeds went 4-0 in the first round against the No. 12 seeds. It happened just three times from 1985-2014.

Thursday's first-round games were the most-watched opening day of the tournament in eight years, and the early afternoon session was the most-watched window ever. The second day of the first round was the most-watched ever in the history of the tournament.

The First Four game between Arizona State and Nevada featured head coaches who won a national title as a player: Bobby Hurley with Duke and Steve Alford with Indiana. The other six times were in 1967: North Carolina (Dean Smith) vs. Boston College (Bob Cousy); 1976: Alabama (C.M. Newton) vs. North Carolina (Dean Smith); 1976: Indiana (Bob Knight) vs. Alabama (C.M. Newton); 1981: Indiana (Bob Knight) vs. North Carolina (Dean Smith); 1984: Indiana (Bob Knight) vs. North Carolina (Dean Smith); and 2014: UCLA (Steve Alford) vs. Tulsa (Danny Manning).

A total of 11 difference conferences sent teams to the Sweet 16, tying an all-time record.

The 2023 Final Four was just the fourth ever to not have at least one No. 1 seed (1980, 2006, 2011), and the 2023 tournament was the first ever to not have a No. 1 seed in the Elite Eight. In addition, it was the first Final Four to not feature a 1, 2 or 3 seed, and the first one since 1970 to feature three first-time Final Four participants (Florida Atlantic, Miami and San Diego St.).

This was just the second Sweet 16 since the field expanded to 64 in 1985 (but second time in the past three tournaments) that did not feature at least one of Duke, Kansas, Kentucky or North Carolina. Since the field expanded to 16 teams in 1951, only the '54, '65, '76 and '79 tournaments featured regional semifinals without at least one of those four blue bloods.

San Diego St. became just the third team ever to win back-to-back tournament games by a single point, knocking off Creighton in the Elite Eight 57-56, before advancing to the national title game with a 72-71 win over Florida Atlantic. Loyola Chicago in 2018 and St. Joseph's in 1981 are the only other two schools to do it. SDSU's Lamont Butler hit a 17-footer at the buzzer to give the Aztecs the win over FAU. It marked the first Final Four game ever in which a team trailing hit a shot with no time left to win a game; all other Final Four buzzer beaters had come with the game tied. It also capped a comeback from 14 points down, which is the fifth-largest deficit overcome to win a Final Four game.

UConn won its fifth national championship, joining UCLA (11), Kentucky (8), North Carolina (6), Duke (5) and Indiana (5) as the only schools to do so.

UConn won each of its six tournament games by double digits, becoming only the fifth team since the field expanded in 1985 to do so (Michigan St. in 2000, Duke in 2001, North Carolina in 2009 and Villanova in 2018).

Mark Grant became the first Black person ever to direct the Final Four for CBS. He replaced Bob Fishman, who had directed the event since 1982.

TEAM-BY-TEAM WON-LOST RECORDS

BY COACH, 1939-2023

(330 Teams)

A&M-Corpus Christi

| | Yrs. | W | L | CH | 2d | 3d^ | 4th | RR |
|---|----------|----------|----------|----------|----------|----------|----------|----------|
| Ronnie Arrow (Texas St. 1969) 2007 | 1 | 0 | 1 | 0 | 0 | 0 | 0 | 0 |
| Steve Lutz (Texas Lutheran 1995) 2022, 23 | 2 | 1 | 2 | 0 | 0 | 0 | 0 | 0 |
| TOTAL | 3 | 1 | 3 | 0 | 0 | 0 | 0 | 0 |

Abilene Christian

| | Yrs. | W | L | CH | 2d | 3d^ | 4th | RR |
|---|----------|----------|----------|----------|----------|----------|----------|----------|
| Joe Golding (Abilene Christian 1999) 2019, 21 | 2 | 1 | 2 | 0 | 0 | 0 | 0 | 0 |
| TOTAL | 2 | 1 | 2 | 0 | 0 | 0 | 0 | 0 |

Air Force

| | Yrs. | W | L | CH | 2d | 3d^ | 4th | RR |
|----------------------------------|----------|----------|----------|----------|----------|----------|----------|----------|
| Bob Spear (DePauw 1941) 1960, 62 | 2 | 0 | 2 | 0 | 0 | 0 | 0 | 0 |
| Joe Scott (Princeton 1987) 2004 | 1 | 0 | 1 | 0 | 0 | 0 | 0 | 0 |
| Jeff Bzdelik (UIC 1976) 2006 | 1 | 0 | 1 | 0 | 0 | 0 | 0 | 0 |
| TOTAL | 4 | 0 | 4 | 0 | 0 | 0 | 0 | 0 |

Akron

| | Yrs. | W | L | CH | 2d | 3d^ | 4th | RR |
|---|----------|----------|----------|----------|----------|----------|----------|----------|
| Bob Huggins (West Virginia 1977) 1986 | 1 | 0 | 1 | 0 | 0 | 0 | 0 | 0 |
| Keith Dambrot (Akron 1982) 2009, 11, 13 | 3 | 0 | 3 | 0 | 0 | 0 | 0 | 0 |
| John Groce (Taylor [IN] 1994) 2022 | 1 | 0 | 1 | 0 | 0 | 0 | 0 | 0 |
| TOTAL | 5 | 0 | 5 | 0 | 0 | 0 | 0 | 0 |

Alabama*

| | Yrs. | W | L | CH | 2d | 3d^ | 4th | RR |
|--|-----------|-----------|-----------|----------|----------|----------|----------|----------|
| C.M. Newton (Kentucky 1952) 1975, 76 | 2 | 1 | 2 | 0 | 0 | 0 | 0 | 0 |
| Wimp Sanderson (North Ala. 1959) 1982, 83, 84, 85, 86, 87*, 89, 90, 91, 92 | 10 | 12 | 10 | 0 | 0 | 0 | 0 | 0 |
| David Hobbs (VCU 1971) 1994, 95 | 2 | 2 | 2 | 0 | 0 | 0 | 0 | 0 |
| Mark Gottfried (Alabama 1987) 2002,03, 04-RR, 05, 06 | 5 | 5 | 5 | 0 | 0 | 0 | 0 | 1 |
| Anthony Grant (Dayton 1987) 2012 | 1 | 0 | 1 | 0 | 0 | 0 | 0 | 0 |
| Avery Johnson (Southern U. 1988) 2018 | 1 | 1 | 1 | 0 | 0 | 0 | 0 | 0 |
| Nate Oats (Maranatha Baptist 1997) 2021, 22, 23 | 3 | 4 | 3 | 0 | 0 | 0 | 0 | 0 |
| TOTAL | 24 | 25 | 24 | 0 | 0 | 0 | 0 | 0 |

Alabama A&M

| | Yrs. | W | L | CH | 2d | 3d^ | 4th | RR |
|---|----------|----------|----------|----------|----------|----------|----------|----------|
| L. Vann Pettaway (Alabama A&M 1980)2005 | 1 | 0 | 1 | 0 | 0 | 0 | 0 | 0 |
| TOTAL | 1 | 0 | 1 | 0 | 0 | 0 | 0 | 0 |

Alabama St.

| | Yrs. | W | L | CH | 2d | 3d^ | 4th | RR |
|---|----------|----------|----------|----------|----------|----------|----------|----------|
| Rob Spivery (Ashland 1972) 2001, 04 | 2 | 0 | 2 | 0 | 0 | 0 | 0 | 0 |
| Lewis Jackson (Alabama St. 1984) 2009, 11 | 2 | 0 | 2 | 0 | 0 | 0 | 0 | 0 |
| TOTAL | 4 | 0 | 4 | 0 | 0 | 0 | 0 | 0 |

Albany (NY)

| | Yrs. | W | L | CH | 2d | 3d^ | 4th | RR |
|--|----------|----------|----------|----------|----------|----------|----------|----------|
| Will Brown (Dowling 1995) 2006, 07, 13, 14, 15 | 5 | 1 | 5 | 0 | 0 | 0 | 0 | 0 |
| TOTAL | 5 | 1 | 5 | 0 | 0 | 0 | 0 | 0 |

Alcorn

| | Yrs. | W | L | CH | 2d | 3d^ | 4th | RR |
|---|----------|----------|----------|----------|----------|----------|----------|----------|
| Davey L. Whitney (Kentucky St. 1953) 1980, 82, 83, 84, 99, 2002 | 6 | 3 | 6 | 0 | 0 | 0 | 0 | 0 |
| TOTAL | 6 | 3 | 6 | 0 | 0 | 0 | 0 | 0 |

American

| | Yrs. | W | L | CH | 2d | 3d^ | 4th | RR |
|-------------------------------------|----------|----------|----------|----------|----------|----------|----------|----------|
| Jeff Jones (Virginia 1982) 2008, 09 | 2 | 0 | 2 | 0 | 0 | 0 | 0 | 0 |
| Mike Brennan (Princeton 1994) 2014 | 1 | 0 | 1 | 0 | 0 | 0 | 0 | 0 |
| TOTAL | 3 | 0 | 3 | 0 | 0 | 0 | 0 | 0 |

App State

| | Yrs. | W | L | CH | 2d | 3d^ | 4th | RR |
|--|----------|----------|----------|----------|----------|----------|----------|----------|
| Bobby Cremins (South Carolina 1970)1979 | 1 | 0 | 1 | 0 | 0 | 0 | 0 | 0 |
| Buzz Peterson (North Carolina 1986) 2000 | 1 | 0 | 1 | 0 | 0 | 0 | 0 | 0 |
| Dustin Kerns (Clemson 2002) 2021 | 1 | 0 | 1 | 0 | 0 | 0 | 0 | 0 |
| TOTAL | 3 | 0 | 3 | 0 | 0 | 0 | 0 | 0 |

Yrs. W L CH 2d 3d^ 4th RR

Arizona*

| | | | | | | | | |
|---|-----------|-----------|-----------|----------|----------|----------|----------|----------|
| Fred Enke (Minnesota 1921) 1951 | 1 | 0 | 1 | 0 | 0 | 0 | 0 | 0 |
| Fred Snowden [Wayne St. (MI) 1958] 1976-RR, 77 | 2 | 2 | 2 | 0 | 0 | 0 | 0 | 0 |
| Lute Olson (Augsburg 1957) 1985, 86, 87, 88-T3d, 89, 90, 91, 92, 93, 94-T3d, 95, 96, 97-CH, 98-RR, 99*, 2000, 01-2d, 02, 03-RR, 04, 05-RR, 06, 07 | 23 | 39 | 22 | 1 | 1 | 2 | 0 | 4 |
| Kevin O'Neill (McGill 1979) 2008* | 1 | 0 | 1 | 0 | 0 | 0 | 0 | 0 |
| Russ Pennell (Pittsburg St. 1989) 2009 | 1 | 2 | 1 | 0 | 0 | 0 | 0 | 0 |
| Sean Miller (Pittsburgh 1992) 2011-RR, 13 14-RR, 15-RR, 16, 17, 18 | 7 | 13 | 7 | 0 | 0 | 0 | 0 | 3 |
| Tommy Lloyd (Whitman 1998) 2022, 23 | 2 | 2 | 2 | 0 | 0 | 0 | 0 | 0 |
| TOTAL | 37 | 58 | 36 | 1 | 1 | 2 | 0 | 7 |

Arizona St.*

| | | | | | | | | |
|--|-----------|-----------|-----------|----------|----------|----------|----------|----------|
| Ned Wulk (Wis.-La Crosse 1942) 1958, 61-RR, 62, 63-RR, 64, 73, 75-RR, 80, 81 | 9 | 8 | 10 | 0 | 0 | 0 | 0 | 0 |
| Bill Frieder (Michigan 1964) 1991, 95 | 2 | 3 | 2 | 0 | 0 | 0 | 0 | 0 |
| Rob Evans (New Mexico St. 1968) 2003 | 1 | 1 | 1 | 0 | 0 | 0 | 0 | 0 |
| Herb Sendek (Carnegie Mellon 1985) 2009, 14 | 2 | 1 | 2 | 0 | 0 | 0 | 0 | 0 |
| Bobby Hurley (Duke 1993) 2018, 19, 23 | 3 | 2 | 3 | 0 | 0 | 0 | 0 | 0 |
| TOTAL | 17 | 15 | 18 | 0 | 0 | 0 | 0 | 0 |

Ark.-Pine Bluff*

| | | | | | | | | |
|--|----------|----------|----------|----------|----------|----------|----------|----------|
| George Ivory (Mississippi Val. 1988) 2010* | 1 | 1 | 1 | 0 | 0 | 0 | 0 | 0 |
| TOTAL | 1 | 1 | 1 | 0 | 0 | 0 | 0 | 0 |

Arkansas

| | | | | | | | | |
|--|-----------|-----------|-----------|----------|----------|----------|----------|----------|
| Eugene Lambert (Arkansas 1929) 1945-T3d, 49-RR | 2 | 2 | 2 | 0 | 0 | 1 | 0 | 1 |
| Glen Rose (Arkansas 1928) 1941-T3d, 58 | 2 | 1 | 3 | 0 | 0 | 1 | 0 | 1 |
| Eddie Sutton (Oklahoma St. 1958) 1977,78-3d, 79-RR, 80, 81, 82, 83, 84, 85 | 9 | 10 | 9 | 0 | 0 | 1 | 0 | 1 |
| Nolan Richardson (UTEP 1965) 1988, 89, 90-T3d, 91-RR, 92, 93, 94-CH, 95-2d, 96, 98, 99, 2000, 01 | 13 | 26 | 12 | 1 | 1 | 1 | 0 | 3 |
| Stan Heath (Eastern Mich. 1988) 2006, 07 | 2 | 0 | 2 | 0 | 0 | 0 | 0 | 0 |
| John Pelphrey (Kentucky 1992) 2008 | 1 | 1 | 1 | 0 | 0 | 0 | 0 | 0 |
| Mike Anderson (Tulsa 1982) 2015, 17, 18 | 3 | 2 | 3 | 0 | 0 | 0 | 0 | 0 |
| Eric Musselman (San Diego 1987) 2021-RR, 22-RR, 23 | 3 | 8 | 3 | 0 | 0 | 0 | 0 | 2 |
| TOTAL | 35 | 50 | 35 | 1 | 1 | 4 | 0 | 8 |

Arkansas St.

| | | | | | | | | |
|--------------------------------------|----------|----------|----------|----------|----------|----------|----------|----------|
| Dickey Nutt (Oklahoma St. 1982) 1999 | 1 | 0 | 1 | 0 | 0 | 0 | 0 | 0 |
| TOTAL | 1 | 0 | 1 | 0 | 0 | 0 | 0 | 0 |

Auburn

| | | | | | | | | |
|--|-----------|-----------|-----------|----------|----------|----------|----------|----------|
| Sonny Smith (Milligan 1958) 1984, 85,86-RR, 87, 88 | 5 | 7 | 5 | 0 | 0 | 0 | 0 | 0 |
| Cliff Ellis (Florida St. 1968) 1999, 2000,03 | 3 | 5 | 3 | 0 | 0 | 0 | 0 | 0 |
| Bruce Pearl (Boston College 1982) 2018, 19-T3d, 22, 23 | 4 | 7 | 4 | 0 | 0 | 1 | 0 | 0 |
| TOTAL | 12 | 19 | 12 | 0 | 0 | 1 | 0 | 0 |

Austin Peay*

| | | | | | | | | |
|--|----------|----------|----------|----------|----------|----------|----------|----------|
| Lake Kelly (Georgia Tech 1956) 1973*, 74, 87 | 3 | 2 | 4 | 0 | 0 | 0 | 0 | 0 |
| Dave Loos (Memphis 1970) 1996, 2003, 08, 16 | 4 | 0 | 4 | 0 | 0 | 0 | 0 | 0 |
| TOTAL | 7 | 2 | 8 | 0 | 0 | 0 | 0 | 0 |

Ball St.

| | | | | | | | | |
|---------------------------------------|---|---|---|---|---|---|---|---|
| Steve Yoder (Ill. Wesleyan 1962) 1981 | 1 | 0 | 1 | 0 | 0 | 0 | 0 | 0 |
| Al Brown (Purdue 1964) 1986 | 1 | 0 | 1 | 0 | 0 | 0 | 0 | 0 |

| | Yrs. | W | L | CH | 2d | 3d^ | 4th | RR |
|---|----------|----------|----------|----------|----------|----------|----------|----------|
| Rick Majerus (Marquette 1970) 1989 | 1 | 1 | 1 | 0 | 0 | 0 | 0 | 0 |
| Dick Hunsaker (Weber St. 1977) 1990, 93 | 2 | 2 | 2 | 0 | 0 | 0 | 0 | 0 |
| Ray McCallum (Ball St. 1983) 1995, 2000 | 2 | 0 | 2 | 0 | 0 | 0 | 0 | 0 |
| TOTAL | 7 | 3 | 7 | 0 | 0 | 0 | 0 | 0 |

Baylor

| | | | | | | | | |
|--|-----------|-----------|-----------|----------|----------|----------|----------|----------|
| R.E. "Bill" Henderson (Howard Payne 1925) 1946-RR, 48-2d, 50-4th | 3 | 3 | 5 | 0 | 1 | 0 | 1 | 2 |
| Gene Iba (Tulsa 1963) 1988 | 1 | 0 | 1 | 0 | 0 | 0 | 0 | 0 |
| Scott Drew (Butler 1993) 2008, 10-RR, 12-RR, 14, 15, 16, 17, 19, 21-CH, 22, 23 | 11 | 19 | 10 | 1 | 0 | 0 | 0 | 0 |
| TOTAL | 15 | 22 | 16 | 1 | 1 | 0 | 1 | 2 |

Belmont

| | | | | | | | | |
|---|----------|----------|----------|----------|----------|----------|----------|----------|
| Rick Byrd (Tennessee 1976) 2006, 07, 08, 11, 12, 13, 15, 19 | 8 | 1 | 8 | 0 | 0 | 0 | 0 | 0 |
| TOTAL | 8 | 1 | 8 | 0 | 0 | 0 | 0 | 0 |

Binghamton

| | | | | | | | | |
|-------------------------------------|----------|----------|----------|----------|----------|----------|----------|----------|
| Kevin Broadus (Bowie St. 1990) 2009 | 1 | 0 | 1 | 0 | 0 | 0 | 0 | 0 |
| TOTAL | 1 | 0 | 1 | 0 | 0 | 0 | 0 | 0 |

Boise St.

| | | | | | | | | |
|--|----------|----------|----------|----------|----------|----------|----------|----------|
| Doran "Bus" Connor (Idaho St. 1955) 1976 | 1 | 0 | 1 | 0 | 0 | 0 | 0 | 0 |
| Bob Dye (Idaho St. 1962) 1988, 93, 94 | 3 | 0 | 3 | 0 | 0 | 0 | 0 | 0 |
| Greg Graham (Oregon 1978) 2008 | 1 | 0 | 1 | 0 | 0 | 0 | 0 | 0 |
| Leon Rice (Washington St. 1986) 2013, 15, 22, 23 | 4 | 0 | 4 | 0 | 0 | 0 | 0 | 0 |
| TOTAL | 9 | 0 | 9 | 0 | 0 | 0 | 0 | 0 |

Boston College

| | | | | | | | | |
|--|-----------|-----------|-----------|----------|----------|----------|----------|----------|
| Donald Martin (Georgetown 1941) 1958 | 1 | 0 | 1 | 0 | 0 | 0 | 0 | 0 |
| Bob Cousy (Holy Cross 1948) 1967-RR, 68 | 2 | 2 | 2 | 0 | 0 | 0 | 0 | 0 |
| Bob Zuffelato (Central Conn. St. 1959) 1975 | 1 | 1 | 2 | 0 | 0 | 0 | 0 | 0 |
| Tom Davis (Wis.-Platteville 1960) 1981, 82-RR | 2 | 5 | 2 | 0 | 0 | 0 | 0 | 0 |
| Gary Williams (Maryland 1967) 1983, 85 | 2 | 3 | 2 | 0 | 0 | 0 | 0 | 0 |
| Jim O'Brien (Boston College 1971) 1994-RR, 96, 97 | 3 | 5 | 3 | 0 | 0 | 0 | 0 | 0 |
| Al Skinner (Massachusetts 1974) 2001, 02, 04, 05, 06, 07, 09 | 7 | 6 | 7 | 0 | 0 | 0 | 0 | 0 |
| TOTAL | 18 | 22 | 19 | 0 | 0 | 0 | 0 | 0 |

Boston U.

| | | | | | | | | |
|--|----------|----------|----------|----------|----------|----------|----------|----------|
| Matt Zunic (George Washington 1942) 1959-RR | 1 | 2 | 1 | 0 | 0 | 0 | 0 | 0 |
| Rick Pitino (Massachusetts 1974) 1983 | 1 | 0 | 1 | 0 | 0 | 0 | 0 | 0 |
| Mike Jarvis (Northeastern 1968) 1988, 90 | 2 | 0 | 2 | 0 | 0 | 0 | 0 | 0 |
| Dennis Wolf (UConn 1978) 1997, 2002 | 2 | 0 | 2 | 0 | 0 | 0 | 0 | 0 |
| Patrick Chambers (Philadelphia U. 1994) 2011 | 1 | 0 | 1 | 0 | 0 | 0 | 0 | 0 |
| TOTAL | 7 | 2 | 7 | 0 | 0 | 0 | 0 | 0 |

Bowling Green

| | | | | | | | | |
|---|----------|----------|----------|----------|----------|----------|----------|----------|
| Harold Anderson (Otterbein 1924) 1959, 62, 63 | 3 | 1 | 4 | 0 | 0 | 0 | 0 | 0 |
| Bill Fitch (Coe 1954) 1968 | 1 | 0 | 1 | 0 | 0 | 0 | 0 | 0 |
| TOTAL | 4 | 1 | 5 | 0 | 0 | 0 | 0 | 0 |

Bradley

| | | | | | | | | |
|--|----------|-----------|----------|----------|----------|----------|----------|----------|
| Forrest "Forddy" Anderson (Stanford 1942) 1950-2d, 54-2d | 2 | 6 | 2 | 0 | 2 | 0 | 0 | 0 |
| Bob Vanatta (Central Methodist 1945) 1955-RR | 1 | 2 | 1 | 0 | 0 | 0 | 0 | 1 |
| Dick Versace (Wisconsin 1964) 1980, 86 | 2 | 1 | 2 | 0 | 0 | 0 | 0 | 0 |
| Stan Albeck (Bradley 1955) 1988 | 1 | 0 | 1 | 0 | 0 | 0 | 0 | 0 |
| Jim Molinari (Ill. Wesleyan 1977) 1996 | 1 | 0 | 1 | 0 | 0 | 0 | 0 | 0 |
| Jim Les (Bradley 1986) 2006 | 1 | 2 | 1 | 0 | 0 | 0 | 0 | 0 |
| Brian Wardle (Marquette 2001) 2019 | 1 | 0 | 1 | 0 | 0 | 0 | 0 | 0 |
| TOTAL | 9 | 11 | 9 | 0 | 2 | 0 | 0 | 1 |

Brown

| | | | | | | | | |
|---|----------|----------|----------|----------|----------|----------|----------|----------|
| George Allen (West Virginia 1935) 1939-RR | 1 | 0 | 1 | 0 | 0 | 0 | 0 | 1 |
| Mike Cingiser (Brown 1962) 1986 | 1 | 0 | 1 | 0 | 0 | 0 | 0 | 0 |
| TOTAL | 2 | 0 | 2 | 0 | 0 | 0 | 0 | 1 |

Bryant

| | | | | | | | | |
|-------------------------------------|----------|----------|----------|----------|----------|----------|----------|----------|
| Jared Grasso (Quinnipiac 2002) 2022 | 1 | 0 | 1 | 0 | 0 | 0 | 0 | 0 |
| TOTAL | 1 | 0 | 1 | 0 | 0 | 0 | 0 | 0 |

Bucknell

| | | | | | | | | |
|--|----------|----------|----------|----------|----------|----------|----------|----------|
| Charles Woollum (William & Mary 1962) 1987, 89 | 2 | 0 | 2 | 0 | 0 | 0 | 0 | 0 |
| Pat Flannery (Bucknell 1980) 2005, 06 | 2 | 2 | 2 | 0 | 0 | 0 | 0 | 0 |
| David Paulsen (Williams 1987) 2011, 13 | 2 | 0 | 2 | 0 | 0 | 0 | 0 | 0 |
| Nathan Davis (Randolph-Macon 1997) 2017, 18 | 2 | 0 | 2 | 0 | 0 | 0 | 0 | 0 |
| TOTAL | 8 | 2 | 8 | 0 | 0 | 0 | 0 | 0 |

Buffalo

| | | | | | | | | |
|---|----------|----------|----------|----------|----------|----------|----------|----------|
| Bobby Hurley (Duke 1993) 2015 | 1 | 0 | 1 | 0 | 0 | 0 | 0 | 0 |
| Nate Oats (Maranatha Baptist 1997) 2016, 18, 19 | 3 | 2 | 3 | 0 | 0 | 0 | 0 | 0 |
| TOTAL | 4 | 2 | 4 | 0 | 0 | 0 | 0 | 0 |

Butler

| | | | | | | | | |
|---|-----------|-----------|-----------|----------|----------|----------|----------|----------|
| Paul "Tony" Hinkle (Chicago 1921) 1962 | 1 | 2 | 1 | 0 | 0 | 0 | 0 | 0 |
| Barry Collier (Butler 1976) 1997, 98, 2000 | 3 | 0 | 3 | 0 | 0 | 0 | 0 | 0 |
| Thad Matta (Butler 1990) 2001 | 1 | 1 | 1 | 0 | 0 | 0 | 0 | 0 |
| Todd Lickliter (Butler 1979) 2003, 07 | 2 | 4 | 2 | 0 | 0 | 0 | 0 | 0 |
| Brad Stevens (DePauw 1999) 2008, 09, 10-2d, 11-2d, 13 | 5 | 12 | 5 | 0 | 2 | 0 | 0 | 0 |
| Chris Holtmann [Taylor (IN) 1994] 2015, 16, 17 | 3 | 4 | 3 | 0 | 0 | 0 | 0 | 0 |
| LaVall Jordan (Butler 2001) 2018 | 1 | 1 | 1 | 0 | 0 | 0 | 0 | 0 |
| TOTAL | 16 | 24 | 16 | 0 | 2 | 0 | 0 | 0 |

BYU

| | | | | | | | | |
|---|-----------|-----------|-----------|----------|----------|----------|----------|----------|
| Stan Watts (BYU 1938) 1950-RR, 51-RR, 57, 65, 69, 71, 72 | 7 | 4 | 10 | 0 | 0 | 0 | 0 | 2 |
| Frank Arnold (Idaho St. 1956) 1979, 80, 81-RR | 3 | 3 | 3 | 0 | 0 | 0 | 0 | 1 |
| Ladell Andersen (Utah St. 1951) 1984, 87, 88 | 3 | 2 | 3 | 0 | 0 | 0 | 0 | 0 |
| Roger Reid (Weber St. 1967) 1990, 91, 92, 93, 95 | 5 | 2 | 5 | 0 | 0 | 0 | 0 | 0 |
| Steve Cleveland (UC Irvine 1976) 2001, 03, 04 | 3 | 0 | 3 | 0 | 0 | 0 | 0 | 0 |
| Dave Rose (Houston 1984) 2007, 08, 09, 10, 11, 12, 14, 15 | 8 | 4 | 8 | 0 | 0 | 0 | 0 | 0 |
| Mark Pope (Kentucky 1996) 2021 | 1 | 0 | 1 | 0 | 0 | 0 | 0 | 0 |
| TOTAL | 30 | 15 | 33 | 0 | 0 | 0 | 0 | 3 |

Cal Poly

| | | | | | | | | |
|---------------------------------------|----------|----------|----------|----------|----------|----------|----------|----------|
| Joe Callero (Central Wash. 1986) 2014 | 1 | 1 | 1 | 0 | 0 | 0 | 0 | 0 |
| TOTAL | 1 | 1 | 1 | 0 | 0 | 0 | 0 | 0 |

Cal St. Fullerton

| | | | | | | | | |
|--|----------|----------|----------|----------|----------|----------|----------|----------|
| Bob Dye (Idaho St. 1962) 1978-RR | 1 | 2 | 1 | 0 | 0 | 0 | 0 | 1 |
| Bob Burton (Fresno St. 1968) 2008 | 1 | 0 | 1 | 0 | 0 | 0 | 0 | 0 |
| Dedrique Taylor (UC Davis 1997) 2018, 22 | 2 | 0 | 2 | 0 | 0 | 0 | 0 | 0 |
| TOTAL | 4 | 2 | 4 | 0 | 0 | 0 | 0 | 1 |

Cal St. LA

| | | | | | | | | |
|-----------------------------------|----------|----------|----------|----------|----------|----------|----------|----------|
| Bob Miller (Occidental 1953) 1974 | 1 | 0 | 1 | 0 | 0 | 0 | 0 | 0 |
| TOTAL | 1 | 0 | 1 | 0 | 0 | 0 | 0 | 0 |

California*

| | | | | | | | | |
|--|---|----|---|---|---|---|---|---|
| Clarence "Nibs" Price (California 1914) 1946-4th | 1 | 1 | 2 | 0 | 0 | 0 | 1 | 0 |
| Pete Newell (LMU (CA) 1940) 1957-RR, 58-RR, 59-CH, 60-2d | 4 | 10 | 3 | 1 | 1 | 0 | 0 | 2 |
| Lou Campanelli (Montclair St. 1960) 1990 | 1 | 1 | 1 | 0 | 0 | 0 | 0 | 0 |
| Todd Bozeman (Rhode Island 1986) 1993, 94, 96* | 3 | 2 | 3 | 0 | 0 | 0 | 0 | 0 |

| | Yrs. | W | L | CH | 2d | 3d^ | 4th | RR |
|---|-----------|-----------|-----------|----------|----------|----------|----------|----------|
| Ben Braun (Wisconsin 1975) 1997, 2001,02, 03, 06 | 5 | 4 | 5 | 0 | 0 | 0 | 0 | 0 |
| Mike Montgomery (Long Beach St. 1968) 2009, 10, 12, 13 | 4 | 2 | 4 | 0 | 0 | 0 | 0 | 0 |
| Cuonzo Martin (Purdue 1995) 2016 | 1 | 0 | 1 | 0 | 0 | 0 | 0 | 0 |
| TOTAL | 19 | 20 | 19 | 1 | 1 | 0 | 1 | 2 |
| Campbell | | | | | | | | |
| Billy Lee (Barton 1971) 1992 | 1 | 0 | 1 | 0 | 0 | 0 | 0 | 0 |
| TOTAL | 1 | 0 | 1 | 0 | 0 | 0 | 0 | 0 |
| Canisius | | | | | | | | |
| Joseph Curran (Canisius 1943) 1955-RR, 56-RR, 57 | 3 | 6 | 3 | 0 | 0 | 0 | 0 | 2 |
| John Beilein (Wheeling Jesuit 1975) 1996 | 1 | 0 | 1 | 0 | 0 | 0 | 0 | 0 |
| TOTAL | 4 | 6 | 4 | 0 | 0 | 0 | 0 | 2 |
| Catholic | | | | | | | | |
| John Long (Catholic 1928) 1944-RR | 1 | 0 | 2 | 0 | 0 | 0 | 0 | 1 |
| TOTAL | 1 | 0 | 2 | 0 | 0 | 0 | 0 | 1 |
| CCNY | | | | | | | | |
| Nat Holman (Savage School of Phys. Ed. 1917) 1947-4th, 50-CH | 2 | 4 | 2 | 1 | 0 | 0 | 1 | 0 |
| TOTAL | 2 | 4 | 2 | 1 | 0 | 0 | 1 | 0 |
| Central Conn. St. | | | | | | | | |
| Howie Dickenmann (Central Conn. St. 1970) 2000, 02, 07 | 3 | 0 | 3 | 0 | 0 | 0 | 0 | 0 |
| TOTAL | 3 | 0 | 3 | 0 | 0 | 0 | 0 | 0 |
| Central Mich. | | | | | | | | |
| Dick Parfitt (Central Mich. 1953) 1975, 77 | 2 | 2 | 2 | 0 | 0 | 0 | 0 | 0 |
| Charlie Coles [Miami (OH) 1965] 1987 | 1 | 0 | 1 | 0 | 0 | 0 | 0 | 0 |
| Jay Smith (Saginaw Valley 1984) 2003 | 1 | 1 | 1 | 0 | 0 | 0 | 0 | 0 |
| TOTAL | 4 | 3 | 4 | 0 | 0 | 0 | 0 | 0 |
| Charleston So. | | | | | | | | |
| Tom Conrad (Old Dominion 1979) 1997 | 1 | 0 | 1 | 0 | 0 | 0 | 0 | 0 |
| TOTAL | 1 | 0 | 1 | 0 | 0 | 0 | 0 | 0 |
| Charlotte | | | | | | | | |
| Lee Rose (Transylvania 1958) 1977-4th | 1 | 3 | 2 | 0 | 0 | 0 | 1 | 0 |
| Jeff Mullins (Duke 1964) 1988, 92, 95 | 3 | 0 | 3 | 0 | 0 | 0 | 0 | 0 |
| Melvin Watkins (Charlotte 1977) 1997, 98 | 2 | 2 | 2 | 0 | 0 | 0 | 0 | 0 |
| Bob Lutz (Charlotte 1980) 1999, 2001, 02, 04, 05 | 5 | 2 | 5 | 0 | 0 | 0 | 0 | 0 |
| TOTAL | 11 | 7 | 12 | 0 | 0 | 0 | 1 | 0 |
| Chattanooga | | | | | | | | |
| Murray Arnold (American 1960) 1981, 82, 83 | 3 | 1 | 3 | 0 | 0 | 0 | 0 | 0 |
| Mack McCarthy (Virginia Tech 1974) 1988, 93, 94, 95, 97 | 5 | 2 | 5 | 0 | 0 | 0 | 0 | 0 |
| John Shulman (East Tenn. St. 1989) 2005, 09 | 2 | 0 | 2 | 0 | 0 | 0 | 0 | 0 |
| Matt McCall (Florida 2004) 2016 | 1 | 0 | 1 | 0 | 0 | 0 | 0 | 0 |
| Lamont Paris (Wooster 1996) 2022 | 1 | 0 | 1 | 0 | 0 | 0 | 0 | 0 |
| TOTAL | 12 | 3 | 12 | 0 | 0 | 0 | 0 | 0 |
| Cincinnati | | | | | | | | |
| George Smith (Cincinnati 1935) 1958, 59-3d, 60-3d | 3 | 7 | 3 | 0 | 0 | 2 | 0 | 0 |
| Ed Jucker (Cincinnati 1940) 1961-CH, 62-CH, 63-2d | 3 | 11 | 1 | 2 | 1 | 0 | 0 | 0 |
| Tay Baker (Cincinnati 1950) 1966 | 1 | 0 | 2 | 0 | 0 | 0 | 0 | 0 |
| Gale Catlett (West Virginia 1963) 1975, 76, 77 | 3 | 2 | 3 | 0 | 0 | 0 | 0 | 0 |
| Bob Huggins (West Virginia 1977) 1992- T3d, 93-RR, 94, 95, 96-RR, 97, 98, 99,2000, 01, 02, 03, 04, 05 | 14 | 20 | 14 | 0 | 0 | 1 | 0 | 2 |
| Mick Cronin (Cincinnati 1997) 2011, 12, 13 14, 15, 16, 17, 18, 19 | 9 | 6 | 9 | 0 | 0 | 0 | 0 | 0 |
| TOTAL | 33 | 46 | 32 | 2 | 1 | 3 | 0 | 2 |
| Clemson* | | | | | | | | |
| Bill C. Foster (Carson-Newman 1958) 1980-RR | 1 | 3 | 1 | 0 | 0 | 0 | 0 | 1 |
| Cliff Ellis (Florida St. 1968) 1987, 89, 90* | 3 | 3 | 3 | 0 | 0 | 0 | 0 | 0 |

| | Yrs. | W | L | CH | 2d | 3d^ | 4th | RR |
|--|-----------|-----------|-----------|----------|----------|----------|----------|----------|
| Rick Barnes (Lenoir-Rhyne 1977) 1996, 97, 98 | 3 | 2 | 3 | 0 | 0 | 0 | 0 | 0 |
| Oliver Purnell (Old Dominion 1975) 2008, 09, 10 | 3 | 0 | 3 | 0 | 0 | 0 | 0 | 0 |
| Brad Brownell (DePauw 1991) 2011, 18, 21 | 3 | 3 | 3 | 0 | 0 | 0 | 0 | 0 |
| TOTAL | 13 | 11 | 13 | 0 | 0 | 0 | 0 | 1 |
| Cleveland St. | | | | | | | | |
| Kevin Mackey (St. Anselm 1967) 1986 | 1 | 2 | 1 | 0 | 0 | 0 | 0 | 0 |
| Gary Waters (Ferris St. 1975) 2009 | 1 | 1 | 1 | 0 | 0 | 0 | 0 | 0 |
| Dennis Gates (California 2001) 2021 | 1 | 0 | 1 | 0 | 0 | 0 | 0 | 0 |
| TOTAL | 3 | 3 | 3 | 0 | 0 | 0 | 0 | 0 |
| Coastal Carolina | | | | | | | | |
| Russ Bergman (LSU 1970) 1991, 93 | 2 | 0 | 2 | 0 | 0 | 0 | 0 | 0 |
| Cliff Ellis (Florida St. 1968) 2014, 15 | 2 | 0 | 2 | 0 | 0 | 0 | 0 | 0 |
| TOTAL | 4 | 0 | 4 | 0 | 0 | 0 | 0 | 0 |
| Col. Of Charleston | | | | | | | | |
| John Kresse [St. John's (NY) 1964] 1994, 97, 98, 99 | 4 | 1 | 4 | 0 | 0 | 0 | 0 | 0 |
| Earl Grant (Georgia College 2000) 2018 | 1 | 0 | 1 | 0 | 0 | 0 | 0 | 0 |
| Pat Kelsey (Xavier 1998) 2023 | 1 | 0 | 1 | 0 | 0 | 0 | 0 | 0 |
| TOTAL | 6 | 1 | 6 | 0 | 0 | 0 | 0 | 0 |
| Colgate | | | | | | | | |
| Jack Bruen (Catholic 1972) 1995, 96 | 2 | 0 | 2 | 0 | 0 | 0 | 0 | 0 |
| Matt Langel (Penn 2000) 2019, 21, 22, 23 | 4 | 0 | 4 | 0 | 0 | 0 | 0 | 0 |
| TOTAL | 6 | 0 | 6 | 0 | 0 | 0 | 0 | 0 |
| Colorado | | | | | | | | |
| Forrest "Frosty" Cox (Kansas 1930) 1940-RR, 42-T3d, 46-RR | 3 | 2 | 4 | 0 | 0 | 1 | 0 | 2 |
| Horace "Bebe" Lee (Stanford 1938) 1954, 55-3d | 2 | 3 | 3 | 0 | 0 | 1 | 0 | 0 |
| Russell "Sox" Walseth (Colorado 1948) 1962-RR, 63-RR, 69 | 3 | 3 | 3 | 0 | 0 | 0 | 0 | 2 |
| Ricardo Patton (Belmont 1980) 1997, 2003 | 2 | 1 | 2 | 0 | 0 | 0 | 0 | 0 |
| Tad Boyle (Kansas 1985) 2012, 13, 14, 16, 21 | 5 | 2 | 5 | 0 | 0 | 0 | 0 | 0 |
| TOTAL | 15 | 11 | 17 | 0 | 0 | 2 | 0 | 4 |
| Colorado St. | | | | | | | | |
| Bill Strannigan (Wyoming 1941) 1954 | 1 | 0 | 2 | 0 | 0 | 0 | 0 | 0 |
| Jim Williams (Utah St. 1947) 1963, 65, 66, 69-RR | 4 | 2 | 4 | 0 | 0 | 0 | 0 | 1 |
| Boyd Grant (Colorado St. 1957) 1989, 90 | 2 | 1 | 2 | 0 | 0 | 0 | 0 | 0 |
| Dale Layer (Eckerd 1979) 2003 | 1 | 0 | 1 | 0 | 0 | 0 | 0 | 0 |
| Tim Miles (Mary 1989) 2012 | 1 | 0 | 1 | 0 | 0 | 0 | 0 | 0 |
| Larry Eustachy (Long Beach St. 1979) 2013 | 1 | 1 | 1 | 0 | 0 | 0 | 0 | 0 |
| Niko Medved (Minnesota 1997) 2022 | 1 | 0 | 1 | 0 | 0 | 0 | 0 | 0 |
| TOTAL | 11 | 4 | 12 | 0 | 0 | 0 | 0 | 1 |
| Columbia | | | | | | | | |
| Gordon Ridings (Oregon 1929) 1948-RR | 1 | 0 | 2 | 0 | 0 | 0 | 0 | 1 |
| Lou Rossini (Columbia 1948) 1951 | 1 | 0 | 1 | 0 | 0 | 0 | 0 | 0 |
| John "Jack" Rohan (Columbia 1953) 1968 | 1 | 2 | 1 | 0 | 0 | 0 | 0 | 0 |
| TOTAL | 3 | 2 | 4 | 0 | 0 | 0 | 0 | 1 |
| Coppin St. | | | | | | | | |
| Ron Mitchell (Edison 1984) 1990, 93, 97, 2008 | 4 | 1 | 4 | 0 | 0 | 0 | 0 | 0 |
| TOTAL | 4 | 1 | 4 | 0 | 0 | 0 | 0 | 0 |
| Cornell | | | | | | | | |
| Royner Greene (Illinois 1929) 1954 | 1 | 0 | 2 | 0 | 0 | 0 | 0 | 0 |
| Mike Dement (East Carolina 1976) 1988 | 1 | 0 | 1 | 0 | 0 | 0 | 0 | 0 |
| Steve Donahue (Ursinus 1984) 2008, 09,10 | 3 | 2 | 3 | 0 | 0 | 0 | 0 | 0 |
| TOTAL | 5 | 2 | 6 | 0 | 0 | 0 | 0 | 0 |
| Creighton | | | | | | | | |
| Eddie Hickey (Creighton 1927) 1941-RR | 1 | 1 | 1 | 0 | 0 | 0 | 0 | 1 |

| | Yrs. | W | L | CH | 2d | 3d^ | 4th | RR |
|---|-----------|-----------|-----------|----------|----------|----------|----------|----------|
| John "Red" McManus (St. Ambrose 1949) 1962, 64 | 2 | 3 | 3 | 0 | 0 | 0 | 0 | 0 |
| Eddie Sutton (Oklahoma St. 1958) 1974 | 1 | 2 | 1 | 0 | 0 | 0 | 0 | 0 |
| Tom Apke (Creighton 1965) 1975, 78, 81 | 3 | 0 | 3 | 0 | 0 | 0 | 0 | 0 |
| Tony Barone (Duke 1968) 1989, 91 | 2 | 1 | 2 | 0 | 0 | 0 | 0 | 0 |
| Dana Altman (Eastern N.M. 1980) 1999,2000, 01, 02, 03, 05, 07 | 7 | 2 | 7 | 0 | 0 | 0 | 0 | 0 |
| Greg McDermott (UNI 1988) 2012, 13, 14, 17, 18, 21, 22, 23-RR | 8 | 9 | 8 | 0 | 0 | 0 | 0 | 1 |
| TOTAL | 24 | 18 | 25 | 0 | 0 | 0 | 0 | 2 |

CSU Bakersfield

| | | | | | | | | |
|---------------------------------|----------|----------|----------|----------|----------|----------|----------|----------|
| Rod Barnes (Ole Miss 1988) 2016 | 1 | 0 | 1 | 0 | 0 | 0 | 0 | 0 |
| TOTAL | 1 | 0 | 1 | 0 | 0 | 0 | 0 | 0 |

CSUN

| | | | | | | | | |
|--|----------|----------|----------|----------|----------|----------|----------|----------|
| Bobby Braswell (Cal St. Northridge 1984)2001, 09 | 2 | 0 | 2 | 0 | 0 | 0 | 0 | 0 |
| TOTAL | 2 | 0 | 2 | 0 | 0 | 0 | 0 | 0 |

Dartmouth

| | | | | | | | | |
|--|----------|-----------|----------|----------|----------|----------|----------|----------|
| Osborne "Ozzie" Cowles (Carleton 1922) 1941-RR, 42-2d, 43-RR | 3 | 4 | 3 | 0 | 1 | 0 | 0 | 2 |
| Earl Brown (Notre Dame 1939) 1944-2d | 1 | 2 | 1 | 0 | 1 | 0 | 0 | 0 |
| Alvin "Doggie" Julian (Bucknell 1923) 1956, 58-RR, 59 | 3 | 4 | 3 | 0 | 0 | 0 | 0 | 1 |
| TOTAL | 7 | 10 | 7 | 0 | 2 | 0 | 0 | 3 |

Davidson

| | | | | | | | | |
|---|-----------|----------|-----------|----------|----------|----------|----------|----------|
| Charles "Lefty" Driesell (Duke 1954) 1966, 68-RR, 69-RR | 3 | 5 | 4 | 0 | 0 | 0 | 0 | 2 |
| Terry Holland (Davidson 1964) 1970 | 1 | 0 | 1 | 0 | 0 | 0 | 0 | 0 |
| Bobby Hussey (App State 1962) 1986 | 1 | 0 | 1 | 0 | 0 | 0 | 0 | 0 |
| Bob McKillop (Hofstra 1972) 1998, 2002, 06, 07, 08-RR, 12, 13, 15, 18, 22 | 10 | 3 | 10 | 0 | 0 | 0 | 0 | 1 |
| TOTAL | 15 | 8 | 16 | 0 | 0 | 0 | 0 | 3 |

Dayton

| | | | | | | | | |
|--|-----------|-----------|-----------|----------|----------|----------|----------|----------|
| Tom Blackburn [Wilmington (OH) 1931] 1952 | 1 | 1 | 1 | 0 | 0 | 0 | 0 | 0 |
| Don Donoher (Dayton 1954) 1965, 66, 67-2d, 69, 70, 74, 84-RR, 85 | 8 | 11 | 10 | 0 | 1 | 0 | 0 | 1 |
| Jim O'Brien (Saint Joseph's 1974) 1990 | 1 | 1 | 1 | 0 | 0 | 0 | 0 | 0 |
| Oliver Purnell (Old Dominion 1975) 2000, 03 | 2 | 0 | 2 | 0 | 0 | 0 | 0 | 0 |
| Brian Gregory (Oakland 1990) 2004, 09, Archie Miller (North Carolina St. 2003) 2014-RR, 15, 16, 17 | 2 | 1 | 2 | 0 | 0 | 0 | 0 | 0 |
| TOTAL | 18 | 19 | 20 | 0 | 1 | 0 | 0 | 2 |

Delaware

| | | | | | | | | |
|--|----------|----------|----------|----------|----------|----------|----------|----------|
| Steve Steinwedel (Mississippi St. 1975) 1992, 93 | 2 | 0 | 2 | 0 | 0 | 0 | 0 | 0 |
| Mike Brey (George Washington 1982) 1998, 99 | 2 | 0 | 2 | 0 | 0 | 0 | 0 | 0 |
| Monte Ross (Winston-Salem 1992) 2014 | 1 | 0 | 1 | 0 | 0 | 0 | 0 | 0 |
| Martin Ingelsby (Notre Dame 2001) 2022 | 1 | 0 | 1 | 0 | 0 | 0 | 0 | 0 |
| TOTAL | 6 | 0 | 6 | 0 | 0 | 0 | 0 | 0 |

Delaware St.

| | | | | | | | | |
|-------------------------------------|----------|----------|----------|----------|----------|----------|----------|----------|
| Greg Jackson (St. Paul's 1982) 2005 | 1 | 0 | 1 | 0 | 0 | 0 | 0 | 0 |
| TOTAL | 1 | 0 | 1 | 0 | 0 | 0 | 0 | 0 |

DePaul*

| | | | | | | | | |
|--|-----------|-----------|-----------|----------|----------|----------|----------|----------|
| Ray Meyer (Notre Dame 1938) 1943-T3d, 53, 56, 59, 60, 65, 76, 78-RR, 79-3d, 80, 81, 82, 84 | 13 | 14 | 16 | 0 | 0 | 2 | 0 | 1 |
| Joey Meyer (DePaul 1971) 1985, 86*, 87*, 88*, 89*, 91, 92 | 7 | 6 | 7 | 0 | 0 | 0 | 0 | 0 |
| Pat Kennedy [King's (PA) 1976] 2000 | 1 | 0 | 1 | 0 | 0 | 0 | 0 | 0 |
| Dave Leitao (Northeastern 1983) 2004 | 1 | 1 | 1 | 0 | 0 | 0 | 0 | 0 |
| TOTAL | 22 | 21 | 25 | 0 | 0 | 2 | 0 | 1 |

Detroit Mercy

| | | | | | | | | |
|--|---|---|---|---|---|---|---|---|
| Robert Calihan (Detroit Mercy 1940) 1962 | 1 | 0 | 1 | 0 | 0 | 0 | 0 | 0 |
| Dick Vitale (Seton Hall 1962) 1977 | 1 | 1 | 1 | 0 | 0 | 0 | 0 | 0 |

| | Yrs. | W | L | CH | 2d | 3d^ | 4th | RR |
|---|----------|----------|----------|----------|----------|----------|----------|----------|
| Dave "Smokey" Gaines (LeMoyne-Owen 1963) 1979 | 1 | 0 | 1 | 0 | 0 | 0 | 0 | 0 |
| Perry Watson (Eastern Mich. 1972) 1998, 99 | 2 | 2 | 2 | 0 | 0 | 0 | 0 | 0 |
| Ray McCallum (Ball St. 1983) 2012 | 1 | 0 | 1 | 0 | 0 | 0 | 0 | 0 |
| TOTAL | 6 | 3 | 6 | 0 | 0 | 0 | 0 | 0 |

Drake

| | | | | | | | | |
|---|----------|----------|----------|----------|----------|----------|----------|----------|
| Maurice John (Central Mo. 1941) 1969-3d, 70-RR, 71-RR | 3 | 5 | 3 | 0 | 0 | 1 | 0 | 2 |
| Keno Davis (Iowa 1995) 2008 | 1 | 0 | 1 | 0 | 0 | 0 | 0 | 0 |
| Darian DeVries (UNI 1998) 2021, 23 | 2 | 1 | 2 | 0 | 0 | 0 | 0 | 0 |
| TOTAL | 6 | 6 | 6 | 0 | 0 | 1 | 0 | 2 |

Drexel

| | | | | | | | | |
|--|----------|----------|----------|----------|----------|----------|----------|----------|
| Eddie Burke (La Salle 1967) 1986 | 1 | 0 | 1 | 0 | 0 | 0 | 0 | 0 |
| Bill Herrion (Merrimack 1981) 1994, 95, 96 | 3 | 1 | 3 | 0 | 0 | 0 | 0 | 0 |
| Zach Spiker (Ithaca 2000) 2021 | 1 | 0 | 1 | 0 | 0 | 0 | 0 | 0 |
| TOTAL | 5 | 1 | 5 | 0 | 0 | 0 | 0 | 0 |

Duke

| | | | | | | | | |
|---|-----------|------------|-----------|----------|----------|----------|----------|----------|
| Harold Bradley (Hartwick 1934) 1955 | 1 | 0 | 1 | 0 | 0 | 0 | 0 | 0 |
| Vic Bubas (North Carolina St. 1951) 1960-RR, 63-3d, 64-2d, 66-3d | 4 | 11 | 4 | 0 | 1 | 2 | 0 | 1 |
| W.E. "Bill" Foster (Elizabethtown 1954) 1978-2d, 79, 80-RR | 3 | 6 | 3 | 0 | 1 | 0 | 0 | 1 |
| Mike Krzyzewski (Army 1969) 1984, 85, 86-2d, 87, 88-T3d, 89-T3d, 90-2d, 91-CH,92-CH, 93, 94-2d, 96, 97, 98-RR, 99-2d,2000, 01-CH, 02, 03, 04-T3d, 05, 06, 07, 08, 09, 10-CH, 11, 12, 13-RR, 14, 15-CH, 16, 17, 18-RR, 19-RR, 22-T3d | 36 | 101 | 31 | 5 | 4 | 4 | 0 | 4 |
| Jon Scheyer (Duke 2010) 2023 | 1 | 1 | 1 | 0 | 0 | 0 | 0 | 0 |
| TOTAL | 45 | 119 | 40 | 5 | 6 | 6 | 0 | 6 |

Duquesne

| | | | | | | | | |
|---|----------|----------|----------|----------|----------|----------|----------|----------|
| Charles "Chick" Davies (Duquesne 1934) 1940-T3d | 1 | 1 | 1 | 0 | 0 | 1 | 0 | 0 |
| Donald "Dudey" Moore (Duquesne 1934) 1952-RR | 1 | 1 | 1 | 0 | 0 | 0 | 0 | 1 |
| John "Red" Manning (Duquesne 1951) 1969, 71 | 2 | 2 | 2 | 0 | 0 | 0 | 0 | 0 |
| John Cinicola (Duquesne 1955) 1977 | 1 | 0 | 1 | 0 | 0 | 0 | 0 | 0 |
| TOTAL | 5 | 4 | 5 | 0 | 0 | 1 | 0 | 1 |

East Carolina

| | | | | | | | | |
|-------------------------------------|----------|----------|----------|----------|----------|----------|----------|----------|
| Tom Quinn (Marshall 1954) 1972 | 1 | 0 | 1 | 0 | 0 | 0 | 0 | 0 |
| Eddie Payne (Wake Forest 1973) 1993 | 1 | 0 | 1 | 0 | 0 | 0 | 0 | 0 |
| TOTAL | 2 | 0 | 2 | 0 | 0 | 0 | 0 | 0 |

Eastern III.

| | | | | | | | | |
|--|----------|----------|----------|----------|----------|----------|----------|----------|
| Rick Samuels (Chadron St. 1971) 1992, 2001 | 2 | 0 | 2 | 0 | 0 | 0 | 0 | 0 |
| TOTAL | 2 | 0 | 2 | 0 | 0 | 0 | 0 | 0 |

Eastern Ky.

| | | | | | | | | |
|--|----------|----------|----------|----------|----------|----------|----------|----------|
| Paul McBrayer (Kentucky 1930) 1953, 59 | 2 | 0 | 2 | 0 | 0 | 0 | 0 | 0 |
| Jim Baechtold (Eastern Ky. 1952) 1965 | 1 | 0 | 1 | 0 | 0 | 0 | 0 | 0 |
| Guy Strong (Eastern Ky. 1955) 1972 | 1 | 0 | 1 | 0 | 0 | 0 | 0 | 0 |
| Ed Byhre [Augustana (SD) 1966] 1979 | 1 | 0 | 1 | 0 | 0 | 0 | 0 | 0 |
| Travis Ford (Kentucky 1994) 2005 | 1 | 0 | 1 | 0 | 0 | 0 | 0 | 0 |
| Jeff Neubauer (La Salle 1993) 2007, 14 | 2 | 0 | 2 | 0 | 0 | 0 | 0 | 0 |
| TOTAL | 8 | 0 | 8 | 0 | 0 | 0 | 0 | 0 |

Eastern Mich.

| | | | | | | | | |
|---|----------|----------|----------|----------|----------|----------|----------|----------|
| Ben Braun (Wisconsin 1975) 1988, 91, 96 | 3 | 3 | 3 | 0 | 0 | 0 | 0 | 0 |
| Milton Barnes (Albion 1979) 1998 | 1 | 0 | 1 | 0 | 0 | 0 | 0 | 0 |
| TOTAL | 4 | 3 | 4 | 0 | 0 | 0 | 0 | 0 |

Eastern Wash.

| | | | | | | | | |
|---------------------------------------|----------|----------|----------|----------|----------|----------|----------|----------|
| Ray Giacoletti (Minot St. 1984) 2004 | 1 | 0 | 1 | 0 | 0 | 0 | 0 | 0 |
| Jim Hayford (Azusa Pacific 1990) 2015 | 1 | 0 | 1 | 0 | 0 | 0 | 0 | 0 |
| Shantay Legans (Fresno St. 2004) 2021 | 1 | 0 | 1 | 0 | 0 | 0 | 0 | 0 |
| TOTAL | 3 | 0 | 3 | 0 | 0 | 0 | 0 | 0 |

| | Yrs. | W | L | CH | 2d | 3d^ | 4th | RR |
|--|-----------|-----------|-----------|----------|----------|----------|----------|----------|
| ETSU | | | | | | | | |
| J. Madison Brooks (Louisiana Tech 1937) 1968 | 1 | 1 | 2 | 0 | 0 | 0 | 0 | 0 |
| Les Robinson (North Carolina St. 1964) 1989, 90 | 2 | 0 | 2 | 0 | 0 | 0 | 0 | 0 |
| Alan LeForce (Cumberland 1957) 1991, 92 | 2 | 1 | 2 | 0 | 0 | 0 | 0 | 0 |
| Ed DeChellis (Penn St. 1982) 2003 | 1 | 0 | 1 | 0 | 0 | 0 | 0 | 0 |
| Murry Bartow (UAB 1985) 2004, 09, 10 | 3 | 0 | 3 | 0 | 0 | 0 | 0 | 0 |
| Steve Forbes (Southern Ark. 1988) 2017 | 1 | 0 | 1 | 0 | 0 | 0 | 0 | 0 |
| TOTAL | 10 | 2 | 11 | 0 | 0 | 0 | 0 | 0 |
| Evansville | | | | | | | | |
| Dick Walters (Illinois St. 1969) 1982 | 1 | 0 | 1 | 0 | 0 | 0 | 0 | 0 |
| Jim Crews (Indiana 1976) 1989, 92, 93, 99 | 4 | 1 | 4 | 0 | 0 | 0 | 0 | 0 |
| TOTAL | 5 | 1 | 5 | 0 | 0 | 0 | 0 | 0 |
| Fairfield | | | | | | | | |
| Mitch Buonaguro (Boston College 1975) 1986, 87 | 2 | 0 | 2 | 0 | 0 | 0 | 0 | 0 |
| Paul Cormier (New Hampshire 1973) 1997 | 1 | 0 | 1 | 0 | 0 | 0 | 0 | 0 |
| TOTAL | 3 | 0 | 3 | 0 | 0 | 0 | 0 | 0 |
| FDU | | | | | | | | |
| Tom Green (Syracuse 1971) 1985, 88, 98, 2005 | 4 | 0 | 4 | 0 | 0 | 0 | 0 | 0 |
| Greg Herenda (Merrimack 1983) 2016, 19 | 2 | 1 | 2 | 0 | 0 | 0 | 0 | 0 |
| Tobin Anderson (Wesleyan [CT] 1995) 2023 | 1 | 2 | 1 | 0 | 0 | 0 | 0 | 0 |
| TOTAL | 7 | 3 | 6 | 0 | 0 | 0 | 0 | 0 |
| FGCU | | | | | | | | |
| Andy Enfield (Johns Hopkins 1991) 2013 | 1 | 2 | 1 | 0 | 0 | 0 | 0 | 0 |
| Joe Dooley (George Washington 1988) 2016, 17 | 2 | 1 | 2 | 0 | 0 | 0 | 0 | 0 |
| TOTAL | 3 | 3 | 3 | 0 | 0 | 0 | 0 | 0 |
| FIU | | | | | | | | |
| Bob Weltlich (Ohio St. 1967) 1995 | 1 | 0 | 1 | 0 | 0 | 0 | 0 | 0 |
| TOTAL | 1 | 0 | 1 | 0 | 0 | 0 | 0 | 0 |
| Fla. Atlantic | | | | | | | | |
| Sydney Green (UNLV 1983) 2002 | 1 | 0 | 1 | 0 | 0 | 0 | 0 | 0 |
| Dusty May (Indiana 2000) 2023-T3d | 1 | 4 | 1 | 0 | 0 | 1 | 0 | 0 |
| TOTAL | 2 | 4 | 2 | 0 | 0 | 1 | 0 | 0 |
| Florida* | | | | | | | | |
| Norm Sloan (North Carolina St. 1951) 1987*, 88*, 89 | 3 | 3 | 3 | 0 | 0 | 0 | 0 | 0 |
| Lon Kruger (Kansas St. 1974) 1994-T3d, 95 | 2 | 4 | 2 | 0 | 0 | 1 | 0 | 0 |
| Billy Donovan (Providence 1987) 1999,2000-2d, 01, 02, 03, 04, 05, 06-CH, 07-CH, 10, 11-RR, 12-RR, 13-RR, 14-T3rd | 14 | 35 | 12 | 2 | 1 | 1 | 0 | 3 |
| Mike White (Ole Miss 1999) 2017-RR, 18, 19, 21 | 4 | 6 | 4 | 0 | 0 | 0 | 0 | 1 |
| TOTAL | 23 | 48 | 21 | 2 | 1 | 2 | 0 | 4 |
| Florida A&M | | | | | | | | |
| Mickey Clayton (Florida A&M 1975) 1999 | 1 | 0 | 1 | 0 | 0 | 0 | 0 | 0 |
| Mike Gillespie (DePaul 1974) 2004, 07 | 2 | 1 | 2 | 0 | 0 | 0 | 0 | 0 |
| TOTAL | 3 | 1 | 3 | 0 | 0 | 0 | 0 | 0 |
| Florida St. | | | | | | | | |
| Hugh Durham (Florida St. 1959) 1968, 72-2d, 78 | 3 | 4 | 3 | 0 | 1 | 0 | 0 | 0 |
| Joe Williams (SMU 1956) 1980 | 1 | 1 | 1 | 0 | 0 | 0 | 0 | 0 |
| Pat Kennedy [King's (PA) 1976] 1988, 89, 91, 92, 93-RR | 5 | 6 | 5 | 0 | 0 | 0 | 0 | 1 |
| Steve Robinson (Radford 1981) 1998 | 1 | 1 | 1 | 0 | 0 | 0 | 0 | 0 |
| Leonard Hamilton (UT Martin 1971) 2009, 10, 11, 12, 17, 18-RR, 19, 21 | 8 | 11 | 8 | 0 | 0 | 0 | 0 | 1 |
| TOTAL | 18 | 23 | 18 | 0 | 1 | 0 | 0 | 2 |

| | Yrs. | W | L | CH | 2d | 3d^ | 4th | RR |
|---|-----------|-----------|-----------|----------|----------|----------|----------|----------|
| Fordham | | | | | | | | |
| John Bach (Fordham 1948) 1953, 54 | 2 | 0 | 2 | 0 | 0 | 0 | 0 | 0 |
| Richard "Digger" Phelps (Rider 1963) 1971 | 1 | 2 | 1 | 0 | 0 | 0 | 0 | 0 |
| Nick Macarchuk (Fairfield 1963) 1992 | 1 | 0 | 1 | 0 | 0 | 0 | 0 | 0 |
| TOTAL | 4 | 2 | 4 | 0 | 0 | 0 | 0 | 0 |
| Fresno St.* | | | | | | | | |
| Boyd Grant (Colorado St. 1961) 1981, 82, 84 | 3 | 1 | 3 | 0 | 0 | 0 | 0 | 0 |
| Jerry Tarkanian (Fresno St. 1956) 2000*,01 | 2 | 1 | 2 | 0 | 0 | 0 | 0 | 0 |
| Rodney Terry (St. Edward's 1990) 2016 | 1 | 0 | 1 | 0 | 0 | 0 | 0 | 0 |
| TOTAL | 6 | 2 | 6 | 0 | 0 | 0 | 0 | 0 |
| Furman | | | | | | | | |
| Joe Williams (SMU 1956) 1971, 73, 74, 75, 78 | 5 | 1 | 6 | 0 | 0 | 0 | 0 | 0 |
| Eddie Holbrook (Lenoir-Rhyne 1962) 1980 | 1 | 0 | 1 | 0 | 0 | 0 | 0 | 0 |
| Bob Richey (North Greenville 2006) 2023 | 1 | 1 | 1 | 0 | 0 | 0 | 0 | 0 |
| TOTAL | 7 | 2 | 8 | 0 | 0 | 0 | 0 | 0 |
| Ga. Southern | | | | | | | | |
| Frank Kerns (Alabama 1957) 1983, 87, 92 | 3 | 0 | 3 | 0 | 0 | 0 | 0 | 0 |
| TOTAL | 3 | 0 | 3 | 0 | 0 | 0 | 0 | 0 |
| Gardner-Webb | | | | | | | | |
| Tim Craft (Florida 2000) 2019 | 1 | 0 | 1 | 0 | 0 | 0 | 0 | 0 |
| TOTAL | 1 | 0 | 1 | 0 | 0 | 0 | 0 | 0 |
| George Mason | | | | | | | | |
| Ernie Nestor (Alderson Broaddus 1968) 1989 | 1 | 0 | 1 | 0 | 0 | 0 | 0 | 0 |
| Jim Larranaga (Providence 1971) 1999,2001, 06-T3d, 08, 11 | 5 | 5 | 5 | 0 | 0 | 1 | 0 | 0 |
| TOTAL | 6 | 5 | 6 | 0 | 0 | 1 | 0 | 0 |
| George Washington | | | | | | | | |
| Bill Reinhart (Oregon 1923) 1954, 61 | 2 | 0 | 2 | 0 | 0 | 0 | 0 | 0 |
| Mike Jarvis (Northeastern 1968) 1993, 94, 96, 98 | 4 | 3 | 4 | 0 | 0 | 0 | 0 | 0 |
| Tom Penders (UConn 1967) 1999 | 1 | 0 | 1 | 0 | 0 | 0 | 0 | 0 |
| Karl Hobbs (UConn 1985) 2005, 06, 07 | 3 | 1 | 3 | 0 | 0 | 0 | 0 | 0 |
| Mike Lonergan (Catholic 1988) 2014 | 1 | 0 | 1 | 0 | 0 | 0 | 0 | 0 |
| TOTAL | 11 | 4 | 11 | 0 | 0 | 0 | 0 | 0 |
| Georgetown | | | | | | | | |
| Elmer Ripley (No college) 1943-2d | 1 | 2 | 1 | 0 | 1 | 0 | 0 | 0 |
| John Thompson (Providence 1964) 1975, 76, 79, 80-RR, 81, 82-2d, 83, 84-CH, 85-2d, 86, 87-RR, 88, 89-RR, 90, 91, 92, 94, 95, 96-RR, 97 | 20 | 34 | 19 | 1 | 2 | 0 | 0 | 4 |
| Craig Esherick (Georgetown 1978) 2001 | 1 | 2 | 1 | 0 | 0 | 0 | 0 | 0 |
| John Thompson III (Princeton 1988) 2006, 07-T3d, 08, 10, 11, 12, 13, 15 | 8 | 9 | 8 | 0 | 0 | 1 | 0 | 0 |
| Patrick Ewing (Georgetown 1985) 2021 | 1 | 0 | 1 | 0 | 0 | 0 | 0 | 0 |
| TOTAL | 31 | 47 | 30 | 1 | 3 | 1 | 0 | 4 |
| Georgia* | | | | | | | | |
| Hugh Durham (Florida St. 1959) 1983-T3d, 85*, 87, 90, 91 | 5 | 4 | 5 | 0 | 0 | 1 | 0 | 0 |
| Tubby Smith (High Point 1973) 1996, 97 | 2 | 2 | 2 | 0 | 0 | 0 | 0 | 0 |
| Jim Harrick [Charleston (WV) 1960]2001, 02* | 2 | 1 | 2 | 0 | 0 | 0 | 0 | 0 |
| Dennis Felton (Howard 1985) 2008 | 1 | 0 | 1 | 0 | 0 | 0 | 0 | 0 |
| Mark Fox (Eastern N.M. 1991) 2011, 15 | 2 | 0 | 2 | 0 | 0 | 0 | 0 | 0 |
| TOTAL | 12 | 7 | 12 | 0 | 0 | 1 | 0 | 0 |
| Georgia St. | | | | | | | | |
| Bob Reinhart (Indiana 1961) 1991 | 1 | 0 | 1 | 0 | 0 | 0 | 0 | 0 |
| Charles "Lefty" Driesell (Duke 1954) 2001 | 1 | 1 | 1 | 0 | 0 | 0 | 0 | 0 |
| Ron Hunter [Miami (OH) 1986] 2015, 18, 19 | 3 | 1 | 3 | 0 | 0 | 0 | 0 | 0 |
| Rob Lanier (St. Bonaventure 1990) 2022 | 1 | 0 | 1 | 0 | 0 | 0 | 0 | 0 |
| TOTAL | 6 | 2 | 6 | 0 | 0 | 0 | 0 | 0 |

| | Yrs. | W | L | CH | 2d | 3d^ | 4th | RR |
|--|-----------|-----------|-----------|----------|----------|----------|----------|----------|
| Georgia Tech | | | | | | | | |
| John "Whack" Hyder (Georgia Tech 1937) 1960-RR | 1 | 1 | 1 | 0 | 0 | 0 | 0 | 1 |
| Bobby Cremins (South Carolina 1970) 1985-RR, 86, 87, 88, 89, 90-T3d, 91, 92, 93, 96 | 10 | 15 | 10 | 0 | 0 | 1 | 0 | 1 |
| Paul Hewitt (St. John Fisher 1985) 2001,04-2d, 05, 07, 10 | 5 | 7 | 5 | 0 | 1 | 0 | 0 | 0 |
| Josh Pastner (Arizona 1998) 2021 | 1 | 0 | 1 | 0 | 0 | 0 | 0 | 0 |
| TOTAL | 17 | 23 | 17 | 0 | 1 | 1 | 0 | 2 |
| Gonzaga | | | | | | | | |
| Dan Fitzgerald (Cal St. LA 1965) 1995 | 1 | 0 | 1 | 0 | 0 | 0 | 0 | 0 |
| Dan Monson (Idaho 1985) 1999-RR | 1 | 3 | 1 | 0 | 0 | 0 | 0 | 1 |
| Mark Few (Oregon 1987) 2000, 01, 02,03, 04, 05, 06, 07, 08, 09, 10, 11, 12, 13 14, 15-RR, 16, 17-2d, 18, 19-RR, 21-2d, 22, 23-RR | 23 | 41 | 23 | 0 | 2 | 0 | 0 | 3 |
| TOTAL | 25 | 44 | 25 | 0 | 2 | 0 | 0 | 4 |
| Grand Canyon | | | | | | | | |
| Bryce Drew (Valparaiso 1998) 2021, 23 | 2 | 0 | 2 | 0 | 0 | 0 | 0 | 0 |
| TOTAL | 2 | 0 | 2 | 0 | 0 | 0 | 0 | 0 |
| Green Bay | | | | | | | | |
| Dick Bennett (Ripon 1965) 1991, 94, 95 | 3 | 1 | 3 | 0 | 0 | 0 | 0 | 0 |
| Mike Heideman (Wis.-La Crosse 1971) 1996 | 1 | 0 | 1 | 0 | 0 | 0 | 0 | 0 |
| Linc Damer (Purdue 1994) 2016 | 1 | 0 | 1 | 0 | 0 | 0 | 0 | 0 |
| TOTAL | 5 | 1 | 5 | 0 | 0 | 0 | 0 | 0 |
| Hampton | | | | | | | | |
| Steve Merfeld (Wis.-La Crosse 1984) 2001, 02 | 2 | 1 | 2 | 0 | 0 | 0 | 0 | 0 |
| Bobby Collins (Eastern Ky. 1991) 2006 | 1 | 0 | 1 | 0 | 0 | 0 | 0 | 0 |
| Edward Joyner Jr. (Johnson C. Smith 1995) 2011, 15, 16 | 3 | 1 | 3 | 0 | 0 | 0 | 0 | 0 |
| TOTAL | 6 | 2 | 6 | 0 | 0 | 0 | 0 | 0 |
| Hardin-Simmons | | | | | | | | |
| Bill Scott (Hardin-Simmons 1947) 1953, 57 | 2 | 0 | 2 | 0 | 0 | 0 | 0 | 0 |
| TOTAL | 2 | 0 | 2 | 0 | 0 | 0 | 0 | 0 |
| Hartford | | | | | | | | |
| John Gallagher (Saint Joseph's 1999) 2021 | 1 | 0 | 1 | 0 | 0 | 0 | 0 | 0 |
| TOTAL | 1 | 0 | 1 | 0 | 0 | 0 | 0 | 0 |
| Harvard | | | | | | | | |
| Floyd Stahl (Illinois 1926) 1946-RR | 1 | 0 | 2 | 0 | 0 | 0 | 0 | 1 |
| Tommy Amaker (Duke 1987) 2012, 13, 14 15 | 4 | 2 | 4 | 0 | 0 | 0 | 0 | 0 |
| TOTAL | 5 | 2 | 6 | 0 | 0 | 0 | 0 | 1 |
| Hawaii | | | | | | | | |
| Ephraim "Red" Rocha (Oregon St. 1950) 1972 | 1 | 0 | 1 | 0 | 0 | 0 | 0 | 0 |
| Riley Wallace [Centenary (LA) 1964] 1994, 2001, 02 | 3 | 0 | 3 | 0 | 0 | 0 | 0 | 0 |
| Eran Ganot (Swarthmore 2003) 2016 | 1 | 1 | 1 | 0 | 0 | 0 | 0 | 0 |
| TOTAL | 5 | 1 | 5 | 0 | 0 | 0 | 0 | 0 |
| Hofstra | | | | | | | | |
| Roger Gaeckler (Gettysburg 1965) 1976, 77 | 2 | 0 | 2 | 0 | 0 | 0 | 0 | 0 |
| Jay Wright (Bucknell 1983) 2000, 01 | 2 | 0 | 2 | 0 | 0 | 0 | 0 | 0 |
| TOTAL | 4 | 0 | 4 | 0 | 0 | 0 | 0 | 0 |
| Holy Cross | | | | | | | | |
| Alvin "Doggie" Julian (Bucknell 1923) 1947-CH, 48-3d | 2 | 5 | 1 | 1 | 0 | 1 | 0 | 0 |
| Lester "Buster" Sheary (Catholic 1933) 1950-RR, 53-RR | 2 | 2 | 3 | 0 | 0 | 0 | 0 | 2 |
| Roy Leenig [Trinity (CT) 1942] 1956 | 1 | 0 | 1 | 0 | 0 | 0 | 0 | 0 |
| George Blaney (Holy Cross 1961) 1977, 80, 93 | 3 | 0 | 3 | 0 | 0 | 0 | 0 | 0 |
| Ralph Willard (Holy Cross 1967) 2001, 02, 03, 07 | 4 | 0 | 4 | 0 | 0 | 0 | 0 | 0 |

| | Yrs. | W | L | CH | 2d | 3d^ | 4th | RR |
|---|-----------|-----------|-----------|----------|----------|----------|----------|----------|
| Bill Carmody [Union (NY) 1975] 2016 | 1 | 1 | 1 | 0 | 0 | 0 | 0 | 0 |
| TOTAL | 13 | 8 | 13 | 1 | 0 | 1 | 0 | 2 |
| Houston | | | | | | | | |
| Alden Pasche (Rice 1932) 1956 | 1 | 0 | 2 | 0 | 0 | 0 | 0 | 0 |
| Guy Lewis (Houston 1947) 1961, 65, 66, 67-3d, 68-4th, 70, 71, 72, 73, 78, 81, 82-T3d, 83-2d, 84-2d | 14 | 26 | 18 | 0 | 2 | 2 | 1 | 0 |
| Pat Foster (Arkansas 1961) 1987, 90, 92 | 3 | 0 | 3 | 0 | 0 | 0 | 0 | 0 |
| Tom Penders (UConn 1967) 2010 | 1 | 0 | 1 | 0 | 0 | 0 | 0 | 0 |
| Kelvin Sampson (UNC Pembroke 1978) 2018, 19, 21-T3d, 22-RR, 23 | 5 | 12 | 5 | 0 | 0 | 1 | 0 | 1 |
| TOTAL | 24 | 38 | 29 | 0 | 2 | 3 | 1 | 1 |
| Houston Baptist | | | | | | | | |
| Gene Iba (Tulsa 1963) 1984 | 1 | 0 | 1 | 0 | 0 | 0 | 0 | 0 |
| TOTAL | 1 | 0 | 1 | 0 | 0 | 0 | 0 | 0 |
| Howard | | | | | | | | |
| A.B. Williamson (N.C. A&T 1968) 1981 | 1 | 0 | 1 | 0 | 0 | 0 | 0 | 0 |
| Alfred "Butch" Beard (Louisville 1972) 1992 | 1 | 0 | 1 | 0 | 0 | 0 | 0 | 0 |
| Kenneth Blakeney (Duke 1995) 2023 | 1 | 0 | 1 | 0 | 0 | 0 | 0 | 0 |
| TOTAL | 3 | 0 | 3 | 0 | 0 | 0 | 0 | 0 |
| Idaho | | | | | | | | |
| Don Monson (Idaho 1955) 1981, 82 | 2 | 1 | 2 | 0 | 0 | 0 | 0 | 0 |
| Kermit Davis Jr. (Mississippi St. 1982) 1989, 90 | 2 | 0 | 2 | 0 | 0 | 0 | 0 | 0 |
| TOTAL | 4 | 1 | 4 | 0 | 0 | 0 | 0 | 0 |
| Idaho St. | | | | | | | | |
| Steve Belko (Idaho 1939) 1953, 54, 55, 56 | 4 | 2 | 4 | 0 | 0 | 0 | 0 | 0 |
| John Grayson (Oklahoma 1938) 1957, 58, 59 | 3 | 4 | 5 | 0 | 0 | 0 | 0 | 0 |
| John Evans (Idaho 1948) 1960 | 1 | 0 | 1 | 0 | 0 | 0 | 0 | 0 |
| Jim Killingsworth (Northeastern Okla. St. 1948) 1974, 77-RR | 2 | 2 | 2 | 0 | 0 | 0 | 0 | 1 |
| Jim Boutin (Lewis & Clark 1964) 1987 | 1 | 0 | 1 | 0 | 0 | 0 | 0 | 0 |
| TOTAL | 11 | 8 | 13 | 0 | 0 | 0 | 0 | 1 |
| Illinois | | | | | | | | |
| Doug Mills (Illinois 1930) 1942-RR | 1 | 0 | 2 | 0 | 0 | 0 | 0 | 1 |
| Harry Combes (Illinois 1937) 1949-3d, 51-3d, 52-3d, 63-RR | 4 | 9 | 4 | 0 | 0 | 3 | 0 | 1 |
| Lou Henson (New Mexico St. 1955) 1981, 83, 84-RR, 85, 86, 87, 88, 89-T3d, 90, 93, 94, 95 | 12 | 12 | 12 | 0 | 0 | 1 | 0 | 1 |
| Lon Kruger (Kansas St. 1974) 1997, 98, 2000 | 3 | 3 | 3 | 0 | 0 | 0 | 0 | 0 |
| Bill Self (Oklahoma St. 1985) 2001-RR, 02, 03 | 3 | 6 | 3 | 0 | 0 | 0 | 0 | 1 |
| Bruce Weber (Milwaukee 1978) 2004, 05-2d, 06, 07, 09, 11 | 6 | 9 | 6 | 0 | 1 | 0 | 0 | 0 |
| John Groce [Taylor (IN) 1994] 2013 | 1 | 1 | 1 | 0 | 0 | 0 | 0 | 0 |
| Brad Underwood (Kansas St. 1986) 2021, 22, 23 | 3 | 2 | 3 | 0 | 0 | 0 | 0 | 0 |
| TOTAL | 33 | 42 | 34 | 0 | 1 | 4 | 0 | 4 |
| Illinois St. | | | | | | | | |
| Bob Donewald (Hanover 1964) 1983, 84, 85 | 3 | 2 | 3 | 0 | 0 | 0 | 0 | 0 |
| Bob Bender (Duke 1980) 1990 | 1 | 0 | 1 | 0 | 0 | 0 | 0 | 0 |
| Kevin Stallings (Purdue 1982) 1997, 98 | 2 | 1 | 2 | 0 | 0 | 0 | 0 | 0 |
| TOTAL | 6 | 3 | 6 | 0 | 0 | 0 | 0 | 0 |
| Indiana | | | | | | | | |
| Branch McCracken (Indiana 1930) 1940-CH, 53-CH, 54, 58 | 4 | 9 | 2 | 2 | 0 | 0 | 0 | 0 |
| Lou Watson (Indiana 1950) 1967 | 1 | 1 | 1 | 0 | 0 | 0 | 0 | 0 |
| Bob Knight (Ohio St. 1962) 1973-3d,75-RR, 76-CH, 78, 80, 81-CH, 82, 83, 84-RR, 86, 87-CH, 88, 89, 90, 91, 92-T3d, 93-RR, 94, 95, 96, 97, 98, 99, 2000 | 24 | 42 | 21 | 3 | 0 | 2 | 0 | 3 |

| | Yrs. | W | L | CH | 2d | 3d^ | 4th | RR |
|--|-----------|-----------|-----------|----------|----------|----------|----------|----------|
| Mike Davis (Alabama 1983) 2001, 02-2d,03, 06 | 4 | 7 | 4 | 0 | 1 | 0 | 0 | 0 |
| Kelvin Sampson (UNC Pembroke 1978) 2007 | 1 | 1 | 1 | 0 | 0 | 0 | 0 | 0 |
| Dan Dakich (Indiana 1985) 2008 | 1 | 0 | 1 | 0 | 0 | 0 | 0 | 0 |
| Tom Crean (Central Mich. 1989) 2012, 13, 15, 16 | 4 | 6 | 4 | 0 | 0 | 0 | 0 | 0 |
| Mike Woodson (Indiana 1980) 2022, 23 | 2 | 2 | 2 | 0 | 0 | 0 | 0 | 0 |
| TOTAL | 41 | 68 | 36 | 5 | 1 | 2 | 0 | 3 |

Indiana St.

| | | | | | | | | |
|--|----------|----------|----------|----------|----------|----------|----------|----------|
| Bill Hodges [Marian (IN) 1970] 1979-2d | 1 | 4 | 1 | 0 | 1 | 0 | 0 | 0 |
| Royce Waltman (Slippery Rock 1964) 2000, 01 | 2 | 1 | 2 | 0 | 0 | 0 | 0 | 0 |
| Greg Lansing (South Dakota 1990) 2011 | 1 | 0 | 1 | 0 | 0 | 0 | 0 | 0 |
| TOTAL | 4 | 5 | 4 | 0 | 1 | 0 | 0 | 0 |

Iona*

| | | | | | | | | |
|---|-----------|----------|-----------|----------|----------|----------|----------|----------|
| Jim Valvano (Rutgers 1967) 1979, 80* | 2 | 1 | 2 | 0 | 0 | 0 | 0 | 0 |
| Pat Kennedy [King's (PA) 1976] 1984, 85 | 2 | 0 | 2 | 0 | 0 | 0 | 0 | 0 |
| Tim Welsh (SUNY Potsdam 1984) 1998 | 1 | 0 | 1 | 0 | 0 | 0 | 0 | 0 |
| Jeff Ruland (Iona 1991) 2000, 01, 06 | 3 | 0 | 3 | 0 | 0 | 0 | 0 | 0 |
| Tim Cluess (Hofstra 1983) 2012, 13, 16, 17, 18, 19 | 6 | 0 | 6 | 0 | 0 | 0 | 0 | 0 |
| Rick Pitino (Massachusetts 1974) 2021, 23 | 2 | 0 | 2 | 0 | 0 | 0 | 0 | 0 |
| TOTAL | 16 | 1 | 16 | 0 | 0 | 0 | 0 | 0 |

Iowa

| | | | | | | | | |
|---|-----------|-----------|-----------|----------|----------|----------|----------|----------|
| Frank "Bucky" O'Connor (Drake 1938) 1955-4th, 56-2d | 2 | 5 | 3 | 0 | 1 | 0 | 1 | 0 |
| Ralph Miller (Kansas 1942) 1970 | 1 | 1 | 1 | 0 | 0 | 0 | 0 | 0 |
| Lute Olson (Augsburg 1957) 1979, 80-4th, 81, 82, 83 | 5 | 7 | 6 | 0 | 0 | 0 | 1 | 0 |
| George Raveling (Villanova 1960) 1985, 86 | 2 | 0 | 2 | 0 | 0 | 0 | 0 | 0 |
| Tom Davis (Wis.-Platteville 1960) 1987- RR, 88, 89, 91, 92, 93, 96, 97, 99 | 9 | 13 | 9 | 0 | 0 | 0 | 0 | 1 |
| Steve Alford (Indiana 1987) 2001, 05, 06 | 3 | 1 | 3 | 0 | 0 | 0 | 0 | 0 |
| Fran McCaffery (Penn 1982) 2014, 15, 16, 19, 21, 22, 23 | 7 | 4 | 7 | 0 | 0 | 0 | 0 | 0 |
| TOTAL | 29 | 31 | 31 | 0 | 1 | 0 | 2 | 1 |

Iowa St.

| | | | | | | | | |
|--|-----------|-----------|-----------|----------|----------|----------|----------|----------|
| Louis Menze (Central Mo. 1928) 1944-T3d | 1 | 1 | 1 | 0 | 0 | 1 | 0 | 0 |
| Johnny Orr (Beloit 1949) 1985, 86, 88, 89, 92, 93 | 6 | 3 | 6 | 0 | 0 | 0 | 0 | 0 |
| Tim Floyd (Louisiana Tech 1977) 1995, 96, 97 | 3 | 4 | 3 | 0 | 0 | 0 | 0 | 0 |
| Larry Eustachy (Long Beach St. 1979)2000-RR, 01 | 2 | 3 | 2 | 0 | 0 | 0 | 0 | 1 |
| Wayne Morgan (St. Lawrence 1973) 2005 | 1 | 1 | 1 | 0 | 0 | 0 | 0 | 0 |
| Fred Hoiberg (Iowa St. 1995) 2012, 13, 14, 15 | 4 | 4 | 4 | 0 | 0 | 0 | 0 | 0 |
| Steve Prohm (Alabama 1997) 2016, 17, 19 | 3 | 3 | 3 | 0 | 0 | 0 | 0 | 0 |
| T.J. Otzelberger (Wis.-Whitewater 2001) 2022, 23 | 2 | 2 | 2 | 0 | 0 | 0 | 0 | 0 |
| TOTAL | 22 | 21 | 22 | 0 | 0 | 1 | 0 | 1 |

IUPUI

| | | | | | | | | |
|-----------------------------------|----------|----------|----------|----------|----------|----------|----------|----------|
| Ron Hunter [Miami (OH) 1986] 2003 | 1 | 0 | 1 | 0 | 0 | 0 | 0 | 0 |
| TOTAL | 1 | 0 | 1 | 0 | 0 | 0 | 0 | 0 |

Jackson St.

| | | | | | | | | |
|--|----------|----------|----------|----------|----------|----------|----------|----------|
| Andy Stoglin (UTEP 1965) 1997, 2000 | 2 | 0 | 2 | 0 | 0 | 0 | 0 | 0 |
| Tevester Anderson (Ark.-Pine Bluff 1962) 2007 | 1 | 0 | 1 | 0 | 0 | 0 | 0 | 0 |
| TOTAL | 3 | 0 | 3 | 0 | 0 | 0 | 0 | 0 |

Jacksonville

| | | | | | | | | |
|---------------------------------------|---|---|---|---|---|---|---|---|
| Joe Williams (SMU 1956) 1970-2d | 1 | 4 | 1 | 0 | 1 | 0 | 0 | 0 |
| Tom Wasdin (Florida 1957) 1971, 73 | 2 | 0 | 2 | 0 | 0 | 0 | 0 | 0 |
| Tates Locke (Ohio Wesleyan 1959) 1979 | 1 | 0 | 1 | 0 | 0 | 0 | 0 | 0 |

| | Yrs. | W | L | CH | 2d | 3d^ | 4th | RR |
|--------------------------------|----------|----------|----------|----------|----------|----------|----------|----------|
| Bob Wenzel (Rutgers 1971) 1986 | 1 | 0 | 1 | 0 | 0 | 0 | 0 | 0 |
| TOTAL | 5 | 4 | 5 | 0 | 1 | 0 | 0 | 0 |

Jacksonville St.

| | | | | | | | | |
|--|----------|----------|----------|----------|----------|----------|----------|----------|
| Ray Harper (Ky. Wesleyan 1985) 2017, 22 | 2 | 0 | 2 | 0 | 0 | 0 | 0 | 0 |
| TOTAL | 2 | 0 | 2 | 0 | 0 | 0 | 0 | 0 |

James Madison

| | | | | | | | | |
|---|---|---|---|---|---|---|---|---|
| Lou Campanelli (Montclair St. 1960) 1981, 82, 83 | 3 | 3 | 3 | 0 | 0 | 0 | 0 | 0 |
| Charles "Lefty" Driesell (Duke 1954) 1994 | 1 | 0 | 1 | 0 | 0 | 0 | 0 | 0 |

Matt Brady (Siena 1987) 2013

| | | | | | | | | |
|--------------|----------|----------|----------|----------|----------|----------|----------|----------|
| TOTAL | 1 | 1 | 1 | 0 | 0 | 0 | 0 | 0 |
| TOTAL | 5 | 4 | 5 | 0 | 0 | 0 | 0 | 0 |

Kansas*

| | | | | | | | | |
|---|-----------|------------|-----------|----------|----------|----------|----------|----------|
| Forrest C. "Phog" Allen (Kansas 1906) 1940-2d, 42-RR, 52-CH, 53-2d | 4 | 10 | 3 | 1 | 2 | 0 | 0 | 1 |
| Dick Harp (Kansas 1940) 1957-2d, 60-RR | 2 | 4 | 2 | 0 | 1 | 0 | 0 | 1 |
| Ted Owens (Oklahoma 1951) 1966-RR, 67, 71-4th, 74-4th, 75, 78, 81 | 7 | 8 | 9 | 0 | 0 | 0 | 2 | 1 |
| Larry Brown (North Carolina 1963) 1984, 85, 86-T3d, 87, 88-CH | 5 | 14 | 4 | 1 | 0 | 1 | 0 | 0 |
| Roy Williams (North Carolina 1972) 1990, 91-2d, 92, 93-T3d, 94, 95, 96-RR, 97, 98, 99, 2000, 01, 02-T3d, 03-2d | 14 | 34 | 14 | 0 | 2 | 2 | 0 | 1 |
| Bill Self (Oklahoma St. 1985) 2004-RR, 05, 06, 07-RR, 08-CH, 09, 10, 11-RR, 12-2d,13, 14, 15, 16-RR, 17-RR, 18-T3d*, 19, 21, 22-CH, 23 | 19 | 46 | 17 | 2 | 1 | 1 | 0 | 5 |
| TOTAL | 51 | 116 | 49 | 4 | 6 | 4 | 2 | 9 |

Kansas St.

| | | | | | | | | |
|---|-----------|-----------|-----------|----------|----------|----------|----------|-----------|
| Jack Gardner (Southern California 1932) 1948-4th, 51-2d | 2 | 4 | 3 | 0 | 1 | 0 | 1 | 0 |
| Fred "Tex" Winter (Southern California 1947) 1956, 58-4th, 59-RR, 61-RR, 64-4th, 68 | 6 | 7 | 9 | 0 | 0 | 0 | 2 | 2 |
| Lowell "Cotton" Fitzsimmons (Midwestern St. 1955) 1970 | 1 | 1 | 1 | 0 | 0 | 0 | 0 | 0 |
| Jack Hartman (Oklahoma St. 1949) 1972-RR, 73-RR, 75-RR, 77, 80, 81-RR, 82 | 7 | 11 | 7 | 0 | 0 | 0 | 0 | 4 |
| Lon Kruger (Kansas St. 1974) 1987, 88-RR, 89, 90 | 4 | 4 | 4 | 0 | 0 | 0 | 0 | 1 |
| Dana Altman (Eastern N.M. 1980) 1993 | 1 | 0 | 1 | 0 | 0 | 0 | 0 | 0 |
| Tom Asbury (Wyoming 1967) 1996 | 1 | 0 | 1 | 0 | 0 | 0 | 0 | 0 |
| Frank Martin (FIU 1993) 2008, 10-RR, 11, 12 | 4 | 6 | 4 | 0 | 0 | 0 | 0 | 1 |
| Bruce Weber (Milwaukee 1978) 2013, 14, 17, 18-RR, 19 | 5 | 4 | 5 | 0 | 0 | 0 | 0 | 1 |
| Jerome Tang (Charter Oak St. 2007) 2023-RR | 1 | 3 | 1 | 0 | 0 | 0 | 0 | 1 |
| TOTAL | 32 | 40 | 36 | 0 | 1 | 0 | 3 | 10 |

Kennesaw St.

| | | | | | | | | |
|--|----------|----------|----------|----------|----------|----------|----------|----------|
| Amir Abdur-Rahim (Southeastern La. 2004) 2023 | 1 | 0 | 1 | 0 | 0 | 0 | 0 | 0 |
| TOTAL | 1 | 0 | 1 | 0 | 0 | 0 | 0 | 0 |

Kent St.

| | | | | | | | | |
|---|----------|----------|----------|----------|----------|----------|----------|----------|
| Gary Waters (Ferris St. 1975) 1999, 2001 | 2 | 1 | 2 | 0 | 0 | 0 | 0 | 0 |
| Stan Heath (Eastern Mich. 1988) 2002-RR | 1 | 3 | 1 | 0 | 0 | 0 | 0 | 1 |
| Jim Christian (Rhode Island 1988) 2006, 08 | 2 | 0 | 2 | 0 | 0 | 0 | 0 | 0 |
| Rob Senderoff [Albany (NY) 1995] 2017, 23 | 2 | 0 | 2 | 0 | 0 | 0 | 0 | 0 |
| TOTAL | 7 | 4 | 7 | 0 | 0 | 0 | 0 | 1 |

| | Yrs. | W | L | CH | 2d | 3d^ | 4th | RR |
|--|-----------|------------|-----------|----------|----------|----------|----------|-----------|
| Kentucky* | | | | | | | | |
| Adolph Rupp (Kansas 1923) 1942-T3d, 45-RR, 48-CH, 49-CH, 51-CH, 52-RR, 55, 56-RR, 57-RR, 58-CH, 59, 61-RR, 62-RR, 64, 66-2d, 68-RR, 69, 70-RR, 71, 72-RR | 20 | 30 | 18 | 4 | 1 | 1 | 0 | 9 |
| Joe B. Hall (Kentucky 1955) 1973-RR, 75-2d, 77-RR, 78-CH, 80, 81, 82, 83-RR, 84-T3d, 85 | 10 | 20 | 9 | 1 | 1 | 1 | 0 | 3 |
| Eddie Sutton (Oklahoma St. 1958) 1986-RR, 87, 88* | 3 | 5 | 3 | 0 | 0 | 0 | 0 | 1 |
| Rick Pitino (Massachusetts 1974) 1992-RR, 93-T3d, 94, 95-RR, 96-CH, 97-2d | 6 | 22 | 5 | 1 | 1 | 1 | 0 | 2 |
| Tubby Smith (High Point 1973) 1998-CH, 99-RR, 2000, 01, 02, 03-RR, 04, 05-RR, 06, 07 | 10 | 23 | 9 | 1 | 0 | 0 | 0 | 3 |
| Billy Gillispie (Texas St. 1983) 2008 | 1 | 0 | 1 | 0 | 0 | 0 | 0 | 0 |
| John Calipari (Clarion 1982) 2010-RR, 11-T3d, 12-CH, 14-2d, 15-T3d, 16, 17-RR, 18, 19-RR, 22, 23 | 11 | 32 | 10 | 1 | 1 | 2 | 0 | 3 |
| TOTAL | 61 | 132 | 55 | 8 | 4 | 5 | 0 | 21 |
| La Salle | | | | | | | | |
| Ken Loeffler (Penn St. 1924) 1954-CH, 55-2d | 2 | 9 | 1 | 1 | 1 | 0 | 0 | 0 |
| Jim Harding (Iowa 1949) 1968 | 1 | 0 | 1 | 0 | 0 | 0 | 0 | 0 |
| Paul Westhead (Saint Joseph's 1961) 1975, 78 | 2 | 0 | 2 | 0 | 0 | 0 | 0 | 0 |
| Dave "Lefty" Ervin (La Salle 1968) 1980, 83 | 2 | 1 | 2 | 0 | 0 | 0 | 0 | 0 |
| Bill "Speedy" Morris (Saint Joseph's 1973) 1988, 89, 90, 92 | 4 | 1 | 4 | 0 | 0 | 0 | 0 | 0 |
| John Giannini [North Central (IL) 1984] 2013 | 1 | 3 | 1 | 0 | 0 | 0 | 0 | 0 |
| TOTAL | 12 | 14 | 11 | 1 | 1 | 0 | 0 | 0 |
| Lafayette | | | | | | | | |
| George Davidson (Lafayette 1951) 1957 | 1 | 0 | 2 | 0 | 0 | 0 | 0 | 0 |
| Fran O'Hanlon (Villanova 1970) 1999, 2000, 15 | 3 | 0 | 3 | 0 | 0 | 0 | 0 | 0 |
| TOTAL | 4 | 0 | 5 | 0 | 0 | 0 | 0 | 0 |
| Lamar University | | | | | | | | |
| Billy Tubbs (Lamar University 1958) 1979, 80 | 2 | 3 | 2 | 0 | 0 | 0 | 0 | 0 |
| Pat Foster (Arkansas 1961) 1981, 83 | 2 | 2 | 2 | 0 | 0 | 0 | 0 | 0 |
| Mike Deane (SUNY Potsdam 1974) 2000 | 1 | 0 | 1 | 0 | 0 | 0 | 0 | 0 |
| Pat Knight (Indiana 1995) 2012 | 1 | 0 | 1 | 0 | 0 | 0 | 0 | 0 |
| TOTAL | 6 | 5 | 6 | 0 | 0 | 0 | 0 | 0 |
| Lebanon Valley | | | | | | | | |
| George "Rinso" Marquette (Lebanon Valley 1948) 1953 | 1 | 1 | 2 | 0 | 0 | 0 | 0 | 0 |
| TOTAL | 1 | 1 | 2 | 0 | 0 | 0 | 0 | 0 |
| Lehigh | | | | | | | | |
| Tom Schneider (Bucknell 1969) 1985 | 1 | 0 | 1 | 0 | 0 | 0 | 0 | 0 |
| Fran McCaffery (Penn 1982) 1988 | 1 | 0 | 1 | 0 | 0 | 0 | 0 | 0 |
| Billy Taylor (Notre Dame 1995) 2004 | 1 | 0 | 1 | 0 | 0 | 0 | 0 | 0 |
| Brett Reed (Eckerd 1995) 2010, 12 | 2 | 1 | 2 | 0 | 0 | 0 | 0 | 0 |
| TOTAL | 5 | 1 | 5 | 0 | 0 | 0 | 0 | 0 |
| Liberty | | | | | | | | |
| Jeff Meyer (Taylor 1976) 1994 | 1 | 0 | 1 | 0 | 0 | 0 | 0 | 0 |
| Randy Dunton [Baptist Bible (MO) 1984] 2004 | 1 | 0 | 1 | 0 | 0 | 0 | 0 | 0 |
| Dale Layer (Eckerd 1980) 2013 | 1 | 0 | 1 | 0 | 0 | 0 | 0 | 0 |
| Ritchie McKay (Seattle Pacific 1987) 2019, 21 | 2 | 1 | 2 | 0 | 0 | 0 | 0 | 0 |
| TOTAL | 5 | 1 | 5 | 0 | 0 | 0 | 0 | 0 |
| Lipscomb | | | | | | | | |
| Casey Alexander (Belmont 1995) 2018 | 1 | 0 | 1 | 0 | 0 | 0 | 0 | 0 |
| TOTAL | 1 | 0 | 1 | 0 | 0 | 0 | 0 | 0 |

| | Yrs. | W | L | CH | 2d | 3d^ | 4th | RR |
|---|-----------|-----------|-----------|----------|----------|----------|----------|----------|
| Little Rock | | | | | | | | |
| Mike Newell (Sam Houston 1973) 1986, 89, 90 | 3 | 1 | 3 | 0 | 0 | 0 | 0 | 0 |
| Steve Shields (Baylor 1988) 2011 | 1 | 0 | 1 | 0 | 0 | 0 | 0 | 0 |
| Chris Beard (Texas 1995) 2016 | 1 | 1 | 1 | 0 | 0 | 0 | 0 | 0 |
| TOTAL | 5 | 2 | 5 | 0 | 0 | 0 | 0 | 0 |
| LIU | | | | | | | | |
| Paul Lizzo (Northwest Mo. St. 1963) 1981, 84 | 2 | 0 | 2 | 0 | 0 | 0 | 0 | 0 |
| Ray Haskins (Shaw 1972) 1997 | 1 | 0 | 1 | 0 | 0 | 0 | 0 | 0 |
| Jim Ferry (Keene St. 1990) 2012 | 2 | 0 | 2 | 0 | 0 | 0 | 0 | 0 |
| Jack Perri (Bentley 1998) 2013 | 1 | 0 | 1 | 0 | 0 | 0 | 0 | 0 |
| Derek Kellogg (Massachusetts 1995) 2018 | 1 | 0 | 1 | 0 | 0 | 0 | 0 | 0 |
| TOTAL | 7 | 0 | 7 | 0 | 0 | 0 | 0 | 0 |
| Long Beach St.* | | | | | | | | |
| Jerry Tarkanian (Fresno St. 1956) 1970, 71-RR*, 72-RR*, 73* | 4 | 7 | 5 | 0 | 0 | 0 | 0 | 2 |
| Dwight Jones (Pepperdine 1965) 1977 | 1 | 0 | 1 | 0 | 0 | 0 | 0 | 0 |
| Seth Greenberg (Fairleigh Dickinson 1978) 1993, 95 | 2 | 0 | 2 | 0 | 0 | 0 | 0 | 0 |
| Larry Reynolds (UC Riverside 1976) 2007 | 1 | 0 | 1 | 0 | 0 | 0 | 0 | 0 |
| Dan Monson (Idaho 1985) 2012 | 1 | 0 | 1 | 0 | 0 | 0 | 0 | 0 |
| TOTAL | 9 | 7 | 10 | 0 | 0 | 0 | 0 | 2 |
| Longwood | | | | | | | | |
| Griff Aldrich (Hampden-Sydney 1996) 2022 | 1 | 0 | 1 | 0 | 0 | 0 | 0 | 0 |
| TOTAL | 1 | 0 | 1 | 0 | 0 | 0 | 0 | 0 |
| Louisiana* | | | | | | | | |
| Beryl Shipley (Delta St. 1951) 1972*, 73* | 2 | 3 | 3 | 0 | 0 | 0 | 0 | 0 |
| Bobby Paschal (Stetson 1964) 1982, 83 | 2 | 0 | 2 | 0 | 0 | 0 | 0 | 0 |
| Marty Fletcher (Maryland 1973) 1992, 94 | 2 | 1 | 2 | 0 | 0 | 0 | 0 | 0 |
| Jessie Evans (Eastern Mich. 1972) 2000, 04* | 2 | 0 | 2 | 0 | 0 | 0 | 0 | 0 |
| Robert Lee (Nicholls St. 1991) 2005* | 1 | 0 | 1 | 0 | 0 | 0 | 0 | 0 |
| Bob Marlin (Mississippi St. 1981) 2014, 23 | 2 | 0 | 2 | 0 | 0 | 0 | 0 | 0 |
| TOTAL | 11 | 4 | 12 | 0 | 0 | 0 | 0 | 0 |
| Louisiana Tech | | | | | | | | |
| Andy Russo (Lake Forest 1970) 1984, 85 | 2 | 3 | 2 | 0 | 0 | 0 | 0 | 0 |
| Tommy Joe Eagles (Louisiana Tech 1971) 1987, 89 | 2 | 1 | 2 | 0 | 0 | 0 | 0 | 0 |
| Jerry Loyd (LeTourneau 1976) 1991 | 1 | 0 | 1 | 0 | 0 | 0 | 0 | 0 |
| TOTAL | 5 | 4 | 5 | 0 | 0 | 0 | 0 | 0 |
| Louisville* | | | | | | | | |
| Bernard "Peck" Hickman (Western Ky. 1935) 1951, 59-4th, 61, 64, 67 | 5 | 5 | 7 | 0 | 0 | 0 | 1 | 0 |
| John Dromo (John Carroll 1939) 1968 | 1 | 1 | 1 | 0 | 0 | 0 | 0 | 0 |
| Denny Crum (UCLA 1959) 1972-4th, 74, 75-3d, 77, 78, 79, 80-CH, 81, 82-T3d, 83-T3d, 84, 86-CH, 88, 89, 90, 92, 93, 94, 95, 96, 97-RR, 99, 2000 | 23 | 42 | 23 | 2 | 0 | 3 | 1 | 1 |
| Rick Pitino (Massachusetts 1974) 2003, 04, 05-T3d, 07, 08-RR, 09-RR, 10, 11, 12-T3d*, 13-CH*, 14*, 15-RR*, 17 | 13 | 28 | 12 | 1 | 0 | 2 | 0 | 3 |
| Chris Mack (Xavier 1992) 2019 | 1 | 0 | 1 | 0 | 0 | 0 | 0 | 0 |
| TOTAL | 43 | 76 | 44 | 3 | 0 | 5 | 2 | 4 |
| Loyola Chicago | | | | | | | | |
| George Ireland (Notre Dame 1936) 1963-CH, 64, 66, 68 | 4 | 7 | 3 | 1 | 0 | 0 | 0 | 0 |
| Gene Sullivan (Notre Dame 1953) 1985 | 1 | 2 | 1 | 0 | 0 | 0 | 0 | 0 |
| Porter Moser (Creighton 1990) 2018-T3d, 21 | 2 | 6 | 2 | 0 | 0 | 1 | 0 | 0 |
| Drew Valentine (Oakland 2013) 2022 | 1 | 0 | 1 | 0 | 0 | 0 | 0 | 0 |
| TOTAL | 8 | 15 | 7 | 1 | 0 | 1 | 0 | 0 |

| | Yrs. | W | L | CH | 2d | 3d^ | 4th | RR |
|--|-----------|-----------|-----------|----------|----------|----------|----------|----------|
| Loyola (LA) | | | | | | | | |
| Jim McCafferty [Loyola (LA) 1942] 1954, 57 | 2 | 0 | 2 | 0 | 0 | 0 | 0 | 0 |
| Jim Harding (Iowa 1949) 1958 | 1 | 0 | 1 | 0 | 0 | 0 | 0 | 0 |
| TOTAL | 3 | 0 | 3 | 0 | 0 | 0 | 0 | 0 |
| Loyola Maryland | | | | | | | | |
| Skip Prosser (Merchant Marine 1972) 1994 | 1 | 0 | 1 | 0 | 0 | 0 | 0 | 0 |
| Jimmy Patsos (Catholic 1989) 2012 | 1 | 0 | 1 | 0 | 0 | 0 | 0 | 0 |
| TOTAL | 2 | 0 | 2 | 0 | 0 | 0 | 0 | 0 |
| LMU (CA)* | | | | | | | | |
| William Donovan (LMU (CA) 1950) 1961 | 1 | 1 | 1 | 0 | 0 | 0 | 0 | 0 |
| Ron Jacobs (Southern California 1964) 1980* | 1 | 0 | 1 | 0 | 0 | 0 | 0 | 0 |
| Paul Westhead (Saint Joseph's 1961) 1988, 89, 90-RR | 3 | 4 | 3 | 0 | 0 | 0 | 0 | 1 |
| TOTAL | 5 | 5 | 5 | 0 | 0 | 0 | 0 | 1 |
| LSU# | | | | | | | | |
| Harry Rabenhorst (Wake Forest 1921) 1953-4th, 54 | 2 | 2 | 4 | 0 | 0 | 0 | 1 | 0 |
| Dale Brown (Minot St. 1957) 1979, 80-RR, 81-4th, 84, 85, 86-T3d, 87-RR, 88, 89, 90, 91, 92, 93 | 13 | 15 | 14 | 0 | 0 | 1 | 1 | 2 |
| John Brady (Belhaven 1976) 2000, 03, 05, 06-T3d | 4 | 6 | 4 | 0 | 0 | 1 | 0 | 0 |
| Trent Johnson (Boise St. 1983) 2009 | 1 | 1 | 1 | 0 | 0 | 0 | 0 | 0 |
| Johnny Jones (LSU 1985) 2015 | 1 | 0 | 1 | 0 | 0 | 0 | 0 | 0 |
| Tony Benford (Texas Tech 1992) 2019 | 1 | 2 | 1 | 0 | 0 | 0 | 0 | 0 |
| Will Wade (Clemson 2005) 2021 | 1 | 1 | 1 | 0 | 0 | 0 | 0 | 0 |
| Kevin Nickelberry (Va. Wesleyan 1986) 2022 | 1 | 0 | 1 | 0 | 0 | 0 | 0 | 0 |
| TOTAL | 24 | 27 | 27 | 0 | 0 | 2 | 2 | 2 |
| Manhattan | | | | | | | | |
| Ken Norton (LIU 1939) 1956, 58 | 2 | 1 | 3 | 0 | 0 | 0 | 0 | 0 |
| Fran Fraschilla (Brooklyn 1980) 1993, 95 | 2 | 1 | 2 | 0 | 0 | 0 | 0 | 0 |
| Bobby Gonzalez (Buffalo St. 1986) 2003,04 | 2 | 1 | 2 | 0 | 0 | 0 | 0 | 0 |
| Steve Masiello (Kentucky 2014), 2014, 15 | 2 | 0 | 2 | 0 | 0 | 0 | 0 | 0 |
| TOTAL | 8 | 3 | 9 | 0 | 0 | 0 | 0 | 0 |
| Marist | | | | | | | | |
| Matt Furjanic (Point Park 1973) 1986 | 1 | 0 | 1 | 0 | 0 | 0 | 0 | 0 |
| Dave Magarity [Saint Francis (PA) 1974] 1987 | 1 | 0 | 1 | 0 | 0 | 0 | 0 | 0 |
| TOTAL | 2 | 0 | 2 | 0 | 0 | 0 | 0 | 0 |
| Marquette | | | | | | | | |
| Jack Nagle (Marquette 1940) 1955-RR | 1 | 2 | 1 | 0 | 0 | 0 | 0 | 1 |
| Eddie Hickey (Creighton 1927) 1959, 61 | 2 | 1 | 3 | 0 | 0 | 0 | 0 | 0 |
| Al McGuire [St. John's (NY) 1951] 1968, 69-RR, 71, 72, 73, 74-2d, 75, 76-RR, 77-CH | 9 | 20 | 9 | 1 | 1 | 0 | 0 | 2 |
| Hank Raymonds (Saint Louis 1948) 1978, 79, 80, 82, 83 | 5 | 2 | 5 | 0 | 0 | 0 | 0 | 0 |
| Kevin O'Neill (McGill 1979) 1993, 94 | 2 | 2 | 2 | 0 | 0 | 0 | 0 | 0 |
| Mike Deane (SUNY Potsdam 1974) 1996, 97 | 2 | 1 | 2 | 0 | 0 | 0 | 0 | 0 |
| Tom Crean (Central Mich. 1989) 2002,03-T3d, 06, 07, 08 | 5 | 5 | 5 | 0 | 0 | 1 | 0 | 0 |
| Buzz Williams (Oklahoma City 1994) 2009,10, 11, 12, 13-RR | 5 | 8 | 5 | 0 | 0 | 0 | 0 | 1 |
| Steve Wojciechowski (Duke 1998) 2017, 19 | 2 | 0 | 2 | 0 | 0 | 0 | 0 | 0 |
| Shaka Smart (Kenyon 1999) 2022, 23 | 2 | 1 | 2 | 0 | 0 | 0 | 0 | 0 |
| TOTAL | 35 | 42 | 36 | 1 | 1 | 1 | 0 | 4 |
| Marshall* | | | | | | | | |
| Jule Rivlin (Marshall 1940) 1956 | 1 | 0 | 1 | 0 | 0 | 0 | 0 | 0 |
| Carl Tacy (Davis & Elkins 1956) 1972 | 1 | 0 | 1 | 0 | 0 | 0 | 0 | 0 |
| Rick Huckabay (Louisiana Tech 1967) 1984, 85, 87* | 3 | 0 | 3 | 0 | 0 | 0 | 0 | 0 |

| | Yrs. | W | L | CH | 2d | 3d^ | 4th | RR |
|--|-----------|-----------|-----------|----------|----------|----------|----------|----------|
| Dan D'Antoni (Marshall 1970) 2018 | 1 | 1 | 1 | 0 | 0 | 0 | 0 | 0 |
| TOTAL | 6 | 1 | 6 | 0 | 0 | 0 | 0 | 0 |
| Maryland* | | | | | | | | |
| H.A. "Bud" Millikan (Oklahoma St. 1942) 1958 | 1 | 2 | 1 | 0 | 0 | 0 | 0 | 0 |
| Charles "Lefty" Driesell (Duke 1954) 1973-RR, 75-RR, 80, 81, 83, 84, 85, 86 | 8 | 10 | 8 | 0 | 0 | 0 | 0 | 2 |
| Bob Wade (Morgan St. 1967) 1988* | 1 | 1 | 1 | 0 | 0 | 0 | 0 | 0 |
| Gary Williams (Maryland 1967) 1994, 95, 96, 97, 98, 99, 2000, 01-T3d,02-CH, 03, 04, 07, 09, 10 | 14 | 25 | 13 | 1 | 0 | 1 | 0 | 0 |
| Mark Turgeon (Kansas 1987) 2015, 16, 17, 19, 21 | 5 | 5 | 5 | 0 | 0 | 0 | 0 | 0 |
| Kevin Willard (Pittsburgh 1997) 2023 | 1 | 1 | 1 | 0 | 0 | 0 | 0 | 0 |
| TOTAL | 30 | 44 | 29 | 1 | 0 | 1 | 0 | 2 |
| Massachusetts* | | | | | | | | |
| Matt Zunic (George Washington 1942) 1962 | 1 | 0 | 1 | 0 | 0 | 0 | 0 | 0 |
| John Calipari (Clarion 1982) 1992, 93, 94, 95-RR, 96-T3d* | 5 | 11 | 5 | 0 | 0 | 1 | 0 | 1 |
| James Flint (Saint Joseph's 1987) 1997, 98 | 2 | 0 | 2 | 0 | 0 | 0 | 0 | 0 |
| Derrek Kellogg (Massachusetts 1995) 2014 | 1 | 0 | 1 | 0 | 0 | 0 | 0 | 0 |
| TOTAL | 9 | 11 | 9 | 0 | 0 | 1 | 0 | 1 |
| McNeese | | | | | | | | |
| Steve Welch (Southeastern La. 1971) 1989 | 1 | 0 | 1 | 0 | 0 | 0 | 0 | 0 |
| Tic Price (Virginia Tech 1979) 2002 | 1 | 0 | 1 | 0 | 0 | 0 | 0 | 0 |
| TOTAL | 2 | 0 | 2 | 0 | 0 | 0 | 0 | 0 |
| Memphis* | | | | | | | | |
| Eugene Lambert (Arkansas 1929) 1955, 56 | 2 | 0 | 2 | 0 | 0 | 0 | 0 | 0 |
| Bob Vanatta (Central Methodist 1945) 1962 | 1 | 0 | 1 | 0 | 0 | 0 | 0 | 0 |
| Gene Bartow (Truman 1953) 1973-2d | 1 | 3 | 1 | 0 | 1 | 0 | 0 | 0 |
| Wayne Yates (Memphis 1961) 1976 | 1 | 0 | 1 | 0 | 0 | 0 | 0 | 0 |
| Dana Kirk (Marshall 1960) 1982*, 83*, 84*, 85-T3d*, 86* | 5 | 9 | 5 | 0 | 0 | 1 | 0 | 0 |
| Larry Finch (Memphis 1973) 1988, 89, 92-RR, 93, 95, 96 | 6 | 6 | 6 | 0 | 0 | 0 | 0 | 1 |
| John Calipari (Clarion 1982) 2003, 04, 06-RR, 07-RR, 08-2d*, 09 | 6 | 14 | 6 | 0 | 1 | 0 | 0 | 2 |
| Josh Pastner (Arizona 1998) 2011, 12, 13, 14 | 4 | 2 | 4 | 0 | 0 | 0 | 0 | 0 |
| Penny Hardaway (Memphis 2003) 2022, 23 | 2 | 1 | 2 | 0 | 0 | 0 | 0 | 0 |
| TOTAL | 28 | 35 | 28 | 0 | 2 | 1 | 0 | 3 |
| Mercer | | | | | | | | |
| Bill Bibb (Ky. Wesleyan 1957) 1981, 85 | 2 | 0 | 2 | 0 | 0 | 0 | 0 | 0 |
| Bob Hoffman (Oklahoma Baptist 1979) 2014 | 1 | 1 | 1 | 0 | 0 | 0 | 0 | 0 |
| TOTAL | 3 | 1 | 3 | 0 | 0 | 0 | 0 | 0 |
| Miami (FL) | | | | | | | | |
| Bruce Hale (Santa Clara 1941) 1960 | 1 | 0 | 1 | 0 | 0 | 0 | 0 | 0 |
| Leonard Hamilton (UT Martin 1971) 1998, 99, 2000, 02 | 4 | 3 | 4 | 0 | 0 | 0 | 0 | 0 |
| Frank Haith (Elon 1988) 2008 | 1 | 1 | 1 | 0 | 0 | 0 | 0 | 0 |
| Jim Larranaga (Providence 1971) 2013, 16, 17, 18, 22-RR, 23-T3d | 6 | 11 | 6 | 0 | 0 | 1 | 0 | 1 |
| TOTAL | 12 | 15 | 12 | 0 | 0 | 1 | 0 | 1 |
| Miami (OH) | | | | | | | | |
| Bill Rohr (Ohio Wesleyan 1940) 1953, 55, 57 | 3 | 0 | 3 | 0 | 0 | 0 | 0 | 0 |
| Dick Shriver (Ohio 1948) 1958, 66 | 2 | 1 | 3 | 0 | 0 | 0 | 0 | 0 |
| Tates Locke (Ohio Wesleyan 1959) 1969 | 1 | 1 | 2 | 0 | 0 | 0 | 0 | 0 |
| Darrell Hedric [Miami (OH) 1955] 1971, 73, 78, 84 | 4 | 1 | 4 | 0 | 0 | 0 | 0 | 0 |

| | Yrs. | W | L | CH | 2d | 3d^ | 4th | RR |
|--|-----------|----------|-----------|----------|----------|----------|----------|----------|
| Jerry Peirson [Miami (OH) 1966] 1985, 86 | 2 | 0 | 2 | 0 | 0 | 0 | 0 | 0 |
| Joby Wright (Indiana 1972) 1992 | 1 | 0 | 1 | 0 | 0 | 0 | 0 | 0 |
| Herb Sendek (Carnegie Mellon 1985) 1995 | 1 | 1 | 1 | 0 | 0 | 0 | 0 | 0 |
| Charlie Coles [Miami (OH) 1965] 1997, 99, 2007 | 3 | 2 | 3 | 0 | 0 | 0 | 0 | 0 |
| TOTAL | 17 | 6 | 19 | 0 | 0 | 0 | 0 | 0 |

Michigan#*

| | | | | | | | | |
|---|-----------|-----------|-----------|----------|----------|----------|----------|----------|
| Osborne "Ozzie" Cowles (Carleton 1922) 1948-RR | 1 | 1 | 1 | 0 | 0 | 0 | 0 | 1 |
| Dave Strack (Michigan 1946) 1964-3d, 65-2d, 66-RR | 3 | 7 | 3 | 0 | 1 | 1 | 0 | 1 |
| Johnny Orr (Beloit 1949) 1974-RR, 75, 76-2d, 77-RR | 4 | 7 | 4 | 0 | 1 | 0 | 0 | 2 |
| Bill Frieder (Michigan 1964) 1985, 86, 87, 88 | 4 | 5 | 4 | 0 | 0 | 0 | 0 | 0 |
| Steve Fisher (Illinois St. 1967) 1989-CH, 90, 92-2d*, 93-2d*, 94-RR, 95, 96* | 7 | 20 | 6 | 1 | 2 | 0 | 0 | 1 |
| Brian Ellerbe (Rutgers 1985) 1998* | 1 | 1 | 1 | 0 | 0 | 0 | 0 | 0 |
| John Beilein (Wheeling Jesuit 1975) 2009, 11, 12, 13-2d, 14-RR, 16, 17, 18-2d, 19 | 9 | 20 | 9 | 0 | 2 | 0 | 0 | 1 |
| Juwan Howard (Michigan 1995) 2021-RR, 22 | 2 | 5 | 2 | 0 | 0 | 0 | 0 | 1 |
| TOTAL | 31 | 66 | 30 | 1 | 6 | 1 | 0 | 7 |

Michigan St.

| | | | | | | | | |
|---|-----------|-----------|-----------|----------|----------|----------|----------|----------|
| Forrest "Forddy" Anderson (Stanford 1942) 1957-4th, 59-RR | 2 | 3 | 3 | 0 | 0 | 0 | 1 | 1 |
| George "Jud" Heathcote (Washington St. 1950) 1978-RR, 79-CH, 85, 86, 90, 91, 92, 94, 95 | 9 | 14 | 8 | 1 | 0 | 0 | 0 | 1 |
| Tom Izzo (Northern Mich. 1977) 1998, 99-T3d, 2000-CH, 01-T3d, 02, 03-RR, 04, 05-T3d, 06, 07, 08, 09-2d, 10-T3d, 11, 12, 13, 14-RR, 15-T3d, 16, 17, 18, 19-T3d, 21, 22, 23 | 25 | 55 | 24 | 1 | 1 | 6 | 0 | 2 |
| TOTAL | 36 | 72 | 35 | 2 | 1 | 6 | 1 | 4 |

Middle Tenn.

| | | | | | | | | |
|--|----------|----------|----------|----------|----------|----------|----------|----------|
| Jimmy Earle (Middle Tenn. 1959) 1975, 77 | 2 | 0 | 2 | 0 | 0 | 0 | 0 | 0 |
| Stan Simpson (Ga. Southern 1961) 1982 | 1 | 1 | 1 | 0 | 0 | 0 | 0 | 0 |
| Bruce Stewart (Jacksonville St. 1975) 1985, 87, 89 | 3 | 1 | 3 | 0 | 0 | 0 | 0 | 0 |
| Kernit Davis Jr. (Mississippi St. 1982) 2013, 16, 17 | 3 | 2 | 3 | 0 | 0 | 0 | 0 | 0 |
| TOTAL | 9 | 4 | 9 | 0 | 0 | 0 | 0 | 0 |

Milwaukee

| | | | | | | | | |
|--|----------|----------|----------|----------|----------|----------|----------|----------|
| Bruce Pearl (Boston College 1982) 2003,05 | 2 | 2 | 2 | 0 | 0 | 0 | 0 | 0 |
| Rob Jeter (Wis.-Platteville 1991) 2006, 14 | 2 | 1 | 2 | 0 | 0 | 0 | 0 | 0 |
| TOTAL | 4 | 3 | 4 | 0 | 0 | 0 | 0 | 0 |

Minnesota*

| | | | | | | | | |
|--|-----------|-----------|-----------|----------|----------|----------|----------|----------|
| Bill Musselman (Wittenberg 1961) 1972* | 1 | 1 | 1 | 0 | 0 | 0 | 0 | 0 |
| Jim Dutcher (Michigan 1955) 1982 | 1 | 1 | 1 | 0 | 0 | 0 | 0 | 0 |
| Clem Haskins (Western Ky. 1967) 1989, 90-RR, 94*, 95*, 97-T3d*, 99 | 6 | 10 | 6 | 0 | 0 | 1 | 0 | 1 |
| Dan Monson (Idaho 1985) 2005 | 1 | 0 | 1 | 0 | 0 | 0 | 0 | 0 |
| Tubby Smith (High Point 1973) 2009, 10, 13 | 3 | 1 | 3 | 0 | 0 | 0 | 0 | 0 |
| Richard Pitino (Providence 2005) 2017, 19 | 2 | 1 | 2 | 0 | 0 | 0 | 0 | 0 |
| TOTAL | 14 | 14 | 14 | 0 | 0 | 1 | 0 | 1 |

Mississippi St.

| | | | | | | | | |
|---|---|---|---|---|---|---|---|---|
| James "Babe" McCarthy (Mississippi St. 1949) 1963 | 1 | 1 | 1 | 0 | 0 | 0 | 0 | 0 |
| Richard Williams (Mississippi St. 1967) 1991, 95, 96-T3d | 3 | 6 | 3 | 0 | 0 | 1 | 0 | 0 |
| Rick Stansbury (Campbellsville 1982) 2002, 03, 04, 05, 08, 09 | 6 | 4 | 6 | 0 | 0 | 0 | 0 | 0 |

| | Yrs. | W | L | CH | 2d | 3d^ | 4th | RR |
|-----------------------------------|-----------|-----------|-----------|----------|----------|----------|----------|----------|
| Ben Howland (Weber St. 1979) 2019 | 1 | 0 | 1 | 0 | 0 | 0 | 0 | 0 |
| Chris Jans (Loras 1991) 2023 | 1 | 0 | 1 | 0 | 0 | 0 | 0 | 0 |
| TOTAL | 12 | 11 | 12 | 0 | 0 | 1 | 0 | 0 |

Mississippi Val.

| | | | | | | | | |
|--|----------|----------|----------|----------|----------|----------|----------|----------|
| Lafayette Stribling (Miss. Industrial 1957) 1986, 92, 96 | 3 | 0 | 3 | 0 | 0 | 0 | 0 | 0 |
| James Green (Ole Miss 1983) 2008 | 1 | 0 | 1 | 0 | 0 | 0 | 0 | 0 |
| Sean Woods (Kentucky 1992) 2012 | 1 | 0 | 1 | 0 | 0 | 0 | 0 | 0 |
| TOTAL | 5 | 0 | 5 | 0 | 0 | 0 | 0 | 0 |

Missouri#*

| | | | | | | | | |
|--|-----------|-----------|-----------|----------|----------|----------|----------|----------|
| George Edwards (Missouri 1913) 1944-RR | 1 | 1 | 1 | 0 | 0 | 0 | 0 | 1 |
| Norm Stewart (Missouri 1956) 1976-RR, 78, 80, 81, 82, 83, 86, 87, 88, 89, 90, 92, 93, 94-RR*, 95, 99 | 16 | 12 | 16 | 0 | 0 | 0 | 0 | 2 |
| Quin Snyder (Duke 1989) 2000, 01,02-RR, 03 | 4 | 5 | 4 | 0 | 0 | 0 | 0 | 1 |
| Mike Anderson (Tulsa 1982) 2009-RR, 10,11 | 3 | 4 | 3 | 0 | 0 | 0 | 0 | 1 |
| Frank Haith (Elon 1988) 2012, 13 | 2 | 0 | 2 | 0 | 0 | 0 | 0 | 0 |
| Cuonzo Martin (Purdue 1995) 2018, 21 | 2 | 0 | 2 | 0 | 0 | 0 | 0 | 0 |
| Dennis Gates (California 2001) 2023 | 1 | 1 | 1 | 0 | 0 | 0 | 0 | 0 |
| TOTAL | 29 | 23 | 29 | 0 | 0 | 0 | 0 | 5 |

Missouri St.

| | | | | | | | | |
|--|----------|----------|----------|----------|----------|----------|----------|----------|
| Charlie Spoonhour (School of Ozarks 1961) 1987, 88, 89, 90, 92 | 5 | 1 | 5 | 0 | 0 | 0 | 0 | 0 |
| Steve Alford (Indiana 1987) 1999 | 1 | 2 | 1 | 0 | 0 | 0 | 0 | 0 |
| TOTAL | 6 | 3 | 6 | 0 | 0 | 0 | 0 | 0 |

Monmouth

| | | | | | | | | |
|---|----------|----------|----------|----------|----------|----------|----------|----------|
| Wayne Szoke (Maryland 1963) 1996 | 1 | 0 | 1 | 0 | 0 | 0 | 0 | 0 |
| Dave Calloway (Monmouth 1991)2001, 04, 06 | 3 | 1 | 3 | 0 | 0 | 0 | 0 | 0 |
| TOTAL | 4 | 1 | 4 | 0 | 0 | 0 | 0 | 0 |

Montana

| | | | | | | | | |
|---|-----------|----------|-----------|----------|----------|----------|----------|----------|
| George "Jud" Heathcote (Washington St. 1950) 1975 | 1 | 1 | 2 | 0 | 0 | 0 | 0 | 0 |
| Stew Morrill (Gonzaga 1974) 1991 | 1 | 0 | 1 | 0 | 0 | 0 | 0 | 0 |
| Blaine Taylor (Montana 1982) 1992, 97 | 2 | 0 | 2 | 0 | 0 | 0 | 0 | 0 |
| Don Holst (Northern Mont. 1975) 2002 | 1 | 0 | 1 | 0 | 0 | 0 | 0 | 0 |
| Larry Krystkowiak (Montana 1996) 2005, 06 | 2 | 1 | 2 | 0 | 0 | 0 | 0 | 0 |
| Wayne Tinkle (Montana 2005) 2010, 12, 13 | 3 | 0 | 3 | 0 | 0 | 0 | 0 | 0 |
| Travis DeCuire (Montana 1994) 2018, 19 | 2 | 0 | 2 | 0 | 0 | 0 | 0 | 0 |
| TOTAL | 12 | 2 | 13 | 0 | 0 | 0 | 0 | 0 |

Montana St.

| | | | | | | | | |
|--|----------|----------|----------|----------|----------|----------|----------|----------|
| John Breeden (Montana St. 1929) 1951 | 1 | 0 | 1 | 0 | 0 | 0 | 0 | 0 |
| Stu Starner (Minn.-Morris 1965) 1986 | 1 | 0 | 1 | 0 | 0 | 0 | 0 | 0 |
| Mike Durham (Montana St. 1979) 1996 | 1 | 0 | 1 | 0 | 0 | 0 | 0 | 0 |
| Danny Sprinkle (Montana St. 2000) 2022, 23 | 2 | 0 | 2 | 0 | 0 | 0 | 0 | 0 |
| TOTAL | 5 | 0 | 5 | 0 | 0 | 0 | 0 | 0 |

Morehead St.

| | | | | | | | | |
|--|----------|----------|----------|----------|----------|----------|----------|----------|
| Robert Laughlin (Morehead St. 1937) 1956, 57, 61 | 3 | 3 | 4 | 0 | 0 | 0 | 0 | 0 |
| Wayne Martin (Morehead St. 1968) 1983, 84 | 2 | 1 | 2 | 0 | 0 | 0 | 0 | 0 |
| Donnie Tyndall (Morehead St. 1993) 2009,11 | 2 | 2 | 2 | 0 | 0 | 0 | 0 | 0 |
| Preston Spradlin (Alice Lloyd 2009) 2021 | 1 | 0 | 1 | 0 | 0 | 0 | 0 | 0 |
| TOTAL | 8 | 6 | 9 | 0 | 0 | 0 | 0 | 0 |

Morgan St.

| | | | | | | | | |
|---|----------|----------|----------|----------|----------|----------|----------|----------|
| Todd Bozeman (Rhode Island 1986) 2009, 10 | 2 | 0 | 2 | 0 | 0 | 0 | 0 | 0 |
| TOTAL | 2 | 0 | 2 | 0 | 0 | 0 | 0 | 0 |

Mount St. Mary's

| | | | | | | | | |
|---------------------------------------|---|---|---|---|---|---|---|---|
| James Phelan (La Salle 1951) 1995, 99 | 2 | 0 | 2 | 0 | 0 | 0 | 0 | 0 |
| Milan Brown (Howard 1993) 2008 | 1 | 1 | 1 | 0 | 0 | 0 | 0 | 0 |

| | Yrs. | W | L | CH | 2d | 3d^ | 4th | RR |
|--|-----------|-----------|-----------|----------|----------|----------|----------|----------|
| Jamion Christian (Mount St. Mary's 2004) 2014, 17 | 2 | 1 | 2 | 0 | 0 | 0 | 0 | 0 |
| Dan Engelstad (St. Mary's [MD] 2007) 2021 | 1 | 0 | 1 | 0 | 0 | 0 | 0 | 0 |
| TOTAL | 6 | 2 | 6 | 0 | 0 | 0 | 0 | 0 |
| Murray St. | | | | | | | | |
| Cal Luther (Valparaiso 1951) 1964, 69 | 2 | 0 | 2 | 0 | 0 | 0 | 0 | 0 |
| Steve Newton (Indiana St. 1963) 1988, 90, 91 | 3 | 1 | 3 | 0 | 0 | 0 | 0 | 0 |
| Scott Edgar (Pitt.-Johnstown 1978) 1992, 95 | 2 | 0 | 2 | 0 | 0 | 0 | 0 | 0 |
| Mark Gottfried (Alabama 1987) 1997, 98 | 2 | 0 | 2 | 0 | 0 | 0 | 0 | 0 |
| Tevester Anderson (Ark.-Pine Bluff 1962) 1999, 2002 | 2 | 0 | 2 | 0 | 0 | 0 | 0 | 0 |
| Mick Cronin (Cincinnati 1997) 2004, 06 | 2 | 0 | 2 | 0 | 0 | 0 | 0 | 0 |
| Billy Kennedy (Southeastern La. 1986) 2010 | 1 | 1 | 1 | 0 | 0 | 0 | 0 | 0 |
| Steve Prohm (Alabama 1997) 2012 | 1 | 1 | 1 | 0 | 0 | 0 | 0 | 0 |
| Matt McMahon (App State 2000) 2018, 19, 22 | 3 | 2 | 3 | 0 | 0 | 0 | 0 | 0 |
| TOTAL | 18 | 5 | 18 | 0 | 0 | 0 | 0 | 0 |
| N.C. A&T | | | | | | | | |
| Don Corbett [Lincoln (MO) 1965] 1982, 83, 84, 85, 86, 87, 88 | 7 | 0 | 7 | 0 | 0 | 0 | 0 | 0 |
| Jeff Capel (Fayetteville St. 1977) 1994 | 1 | 0 | 1 | 0 | 0 | 0 | 0 | 0 |
| Roy Thomas (Baylor 1974) 1995 | 1 | 0 | 1 | 0 | 0 | 0 | 0 | 0 |
| Cy Alexander (Catawba 1975) 2013 | 1 | 1 | 1 | 0 | 0 | 0 | 0 | 0 |
| TOTAL | 10 | 1 | 10 | 0 | 0 | 0 | 0 | 0 |
| N.C. Central | | | | | | | | |
| LeVelle Moton (N.C. Central 1996) 2014, 17, 18, 19 | 4 | 0 | 4 | 0 | 0 | 0 | 0 | 0 |
| TOTAL | 4 | 0 | 4 | 0 | 0 | 0 | 0 | 0 |
| NC State* | | | | | | | | |
| Everett Case (Wisconsin 1923) 1950-3d, 51-RR, 52, 54, 56 | 5 | 6 | 6 | 0 | 0 | 1 | 0 | 1 |
| Press Maravich (Davis & Elkins 1941) 1965 | 1 | 1 | 1 | 0 | 0 | 0 | 0 | 0 |
| Norm Sloan (North Carolina St. 1951) 1970, 74-CH, 80 | 3 | 5 | 2 | 1 | 0 | 0 | 0 | 0 |
| Jim Valvano (Rutgers 1967) 1982, 83-CH, 85-RR, 86-RR, 87*, 88*, 89 | 7 | 14 | 6 | 1 | 0 | 0 | 0 | 2 |
| Les Robinson (North Carolina St. 1964) 1991 | 1 | 1 | 1 | 0 | 0 | 0 | 0 | 0 |
| Herb Sendek (Carnegie Mellon 1985) 2002, 03, 04, 05, 06 | 5 | 5 | 5 | 0 | 0 | 0 | 0 | 0 |
| Mark Gottfried (Alabama 1987) 2012, 13, 14, 15 | 4 | 5 | 4 | 0 | 0 | 0 | 0 | 0 |
| Kevin Keatts (Ferrum 1995) 2018, 23 | 2 | 0 | 2 | 0 | 0 | 0 | 0 | 0 |
| TOTAL | 28 | 37 | 27 | 2 | 0 | 1 | 0 | 3 |
| Navy | | | | | | | | |
| Ben Carnevale (NYU 1938) 1947-RR, 53, 54-RR, 59, 60 | 5 | 4 | 6 | 0 | 0 | 0 | 0 | 2 |
| Paul Evans (Ithaca 1967) 1985, 86-RR | 2 | 4 | 2 | 0 | 0 | 0 | 0 | 1 |
| Pete Herrmann (SUNY Geneseo 1970) 1987 | 1 | 0 | 1 | 0 | 0 | 0 | 0 | 0 |
| Don DeVoe (Ohio St. 1964) 1994, 97, 98 | 3 | 0 | 3 | 0 | 0 | 0 | 0 | 0 |
| TOTAL | 11 | 8 | 12 | 0 | 0 | 0 | 0 | 3 |
| Nebraska | | | | | | | | |
| Moe Iba (Oklahoma St. 1962) 1986 | 1 | 0 | 1 | 0 | 0 | 0 | 0 | 0 |
| Danny Nee (St. Mary of the Plains 1971) 1991, 92, 93, 94, 98 | 5 | 0 | 5 | 0 | 0 | 0 | 0 | 0 |
| Tim Miles (Mary 1989) 2014 | 1 | 0 | 1 | 0 | 0 | 0 | 0 | 0 |
| TOTAL | 7 | 0 | 7 | 0 | 0 | 0 | 0 | 0 |
| Nevada | | | | | | | | |
| Sonny Allen (Marshall 1959) 1984, 85 | 2 | 0 | 2 | 0 | 0 | 0 | 0 | 0 |
| Trent Johnson (Boise St. 1983) 2004 | 1 | 2 | 1 | 0 | 0 | 0 | 0 | 0 |
| Mark Fox (Eastern N.M. 1991) 2005, 06, 07 | 3 | 2 | 3 | 0 | 0 | 0 | 0 | 0 |

| | Yrs. | W | L | CH | 2d | 3d^ | 4th | RR |
|---|-----------|-----------|-----------|----------|----------|----------|----------|----------|
| Eric Musselman (San Diego 1987) 2017, 18, 19 | 3 | 2 | 3 | 0 | 0 | 0 | 0 | 0 |
| Steve Alford (Indiana 1987) 2023 | 1 | 0 | 1 | 0 | 0 | 0 | 0 | 0 |
| TOTAL | 10 | 6 | 10 | 0 | 0 | 0 | 0 | 0 |
| New Mexico | | | | | | | | |
| Bob King (Iowa 1947) 1968 | 1 | 0 | 2 | 0 | 0 | 0 | 0 | 0 |
| Norm Ellenberger (Butler 1955) 1974, 78 | 2 | 2 | 2 | 0 | 0 | 0 | 0 | 0 |
| Dave Bliss (Cornell 1965) 1991, 93, 94, 96, 97, 98, 99 | 7 | 4 | 7 | 0 | 0 | 0 | 0 | 0 |
| Ritchie McKay (Seattle U. Pacific 1987) 2005 | 1 | 0 | 1 | 0 | 0 | 0 | 0 | 0 |
| Steve Alford (Indiana 1987) 2010, 12, 13 | 3 | 2 | 3 | 0 | 0 | 0 | 0 | 0 |
| Craig Neal (Georgia Tech 1988) 2014 | 1 | 0 | 1 | 0 | 0 | 0 | 0 | 0 |
| TOTAL | 15 | 8 | 16 | 0 | 0 | 0 | 0 | 0 |
| New Mexico St.* | | | | | | | | |
| George McCarty (New Mexico St. 1950) 1952 | 1 | 0 | 2 | 0 | 0 | 0 | 0 | 0 |
| Presley Askew (Southeastern Okla. 1930) 1959, 60 | 2 | 0 | 2 | 0 | 0 | 0 | 0 | 0 |
| Ken Hayes (Northeastern St. 1956) 1979 | 1 | 0 | 1 | 0 | 0 | 0 | 0 | 0 |
| Neil McCarthy (Sacramento St. 1965) 1990, 91, 92*, 93*, 94* | 5 | 3 | 5 | 0 | 0 | 0 | 0 | 0 |
| Lou Henson (New Mexico St. 1955) 1967, 68, 69, 70-3d, 71, 75, 99 | 7 | 7 | 8 | 0 | 0 | 1 | 0 | 0 |
| Reggie Theus (UNLV 2002) 2007 | 1 | 0 | 1 | 0 | 0 | 0 | 0 | 0 |
| Marvin Menzies (UCLA 1987) 2010, 12, 13, 14, 15 | 5 | 0 | 5 | 0 | 0 | 0 | 0 | 0 |
| Paul Weir (York [CAN]) 2017 | 1 | 0 | 1 | 0 | 0 | 0 | 0 | 0 |
| Chris Jans (Loras 1991) 2018, 19, 22 | 3 | 1 | 3 | 0 | 0 | 0 | 0 | 0 |
| TOTAL | 26 | 11 | 28 | 0 | 0 | 1 | 0 | 0 |
| New Orleans | | | | | | | | |
| Benny Dees (Wyoming 1958) 1987 | 1 | 1 | 1 | 0 | 0 | 0 | 0 | 0 |
| Tim Floyd (Louisiana Tech 1977) 1991, 93 | 2 | 0 | 2 | 0 | 0 | 0 | 0 | 0 |
| Tic Price (Virginia Tech 1979) 1996 | 1 | 0 | 1 | 0 | 0 | 0 | 0 | 0 |
| Mark Slessinger (Aurora 1996) 2017 | 1 | 0 | 1 | 0 | 0 | 0 | 0 | 0 |
| TOTAL | 5 | 1 | 5 | 0 | 0 | 0 | 0 | 0 |
| Niagara | | | | | | | | |
| Frank Layden (Niagara 1955) 1970 | 1 | 1 | 2 | 0 | 0 | 0 | 0 | 0 |
| Joe Mihalich (La Salle 1978) 2005, 07 | 2 | 1 | 2 | 0 | 0 | 0 | 0 | 0 |
| TOTAL | 3 | 2 | 4 | 0 | 0 | 0 | 0 | 0 |
| Nicholls St. | | | | | | | | |
| Rickey Broussard (Louisiana 1970) 1995, 98 | 2 | 0 | 2 | 0 | 0 | 0 | 0 | 0 |
| TOTAL | 2 | 0 | 2 | 0 | 0 | 0 | 0 | 0 |
| Norfolk St. | | | | | | | | |
| Anthony Evans (St. Thomas Aquinas 1994) 2012 | 1 | 1 | 1 | 0 | 0 | 0 | 0 | 0 |
| Robert Jones (SUNY New Paltz 2002) 2021, 22 | 2 | 1 | 2 | 0 | 0 | 0 | 0 | 0 |
| TOTAL | 3 | 2 | 3 | 0 | 0 | 0 | 0 | 0 |
| North Carolina | | | | | | | | |
| Bill Lange (Wittenberg 1921) 1941-RR | 1 | 0 | 2 | 0 | 0 | 0 | 0 | 1 |
| Ben Carnevale (NYU 1938) 1946-2d | 1 | 2 | 1 | 0 | 1 | 0 | 0 | 0 |
| Frank McGuire [St. John's (NY) 1936] 1957-CH, 59 | 2 | 5 | 1 | 1 | 0 | 0 | 0 | 0 |
| Dean Smith (Kansas 1953) 1967-4th, 68-2d, 69-4th, 72-3d, 75, 76, 77-2d, 78, 79, 80, 81-2d, 82-CH, 83-RR, 84, 85-RR, 86, 87-RR, 88-RR, 89, 90, 91-T3d, 92, 93-CH, 94, 95-T3d, 96, 97-T3d | 27 | 65 | 27 | 2 | 3 | 4 | 2 | 4 |
| Bill Guthridge (Kansas St. 1963) 1998-T3d, 99, 2000-T3d | 3 | 8 | 3 | 0 | 0 | 2 | 0 | 0 |
| Matt Doherty (North Carolina 1984) 2001 | 1 | 1 | 1 | 0 | 0 | 0 | 0 | 0 |
| Roy Williams (North Carolina 1972) 2004, 05-CH, 06, 07-RR, 08-T3d, 09-CH, 11-RR, 12-RR, 13, 14, 15, 16-2d, 17-CH, 18, 19, 21 | 16 | 45 | 13 | 3 | 1 | 1 | 0 | 3 |

| | Yrs. | W | L | CH | 2d | 3d^ | 4th | RR |
|--|-----------|------------|-----------|----------|----------|----------|----------|----------|
| Hubert Davis (North Carolina 1992) 2022-2d | 1 | 5 | 1 | 0 | 1 | 0 | 0 | 0 |
| TOTAL | 52 | 131 | 49 | 6 | 6 | 7 | 2 | 8 |
| North Dakota | | | | | | | | |
| Brian Jones (Northern Iowa 1994) 2017 | 1 | 0 | 1 | 0 | 0 | 0 | 0 | 0 |
| TOTAL | 1 | 0 | 1 | 0 | 0 | 0 | 0 | 0 |
| North Dakota St. | | | | | | | | |
| Saul Phillips (Wis.-Platteville 1996) 2009, 14 | 2 | 1 | 2 | 0 | 0 | 0 | 0 | 0 |
| David Richman (North Dakota St. 2002) 2015, 19 | 2 | 1 | 2 | 0 | 0 | 0 | 0 | 0 |
| TOTAL | 4 | 2 | 4 | 0 | 0 | 0 | 0 | 0 |
| North Florida | | | | | | | | |
| Matthew Driscoll (Slippery Rock 1985) 2015 | 1 | 0 | 1 | 0 | 0 | 0 | 0 | 0 |
| TOTAL | 1 | 0 | 1 | 0 | 0 | 0 | 0 | 0 |
| North Texas | | | | | | | | |
| Jimmy Gales (Alcorn 1963) 1988 | 1 | 0 | 1 | 0 | 0 | 0 | 0 | 0 |
| Johnny Jones (LSU 1985) 2007, 10 | 2 | 0 | 2 | 0 | 0 | 0 | 0 | 0 |
| Grant McCasland (Baylor 1999) 2021 | 1 | 1 | 1 | 0 | 0 | 0 | 0 | 0 |
| TOTAL | 4 | 1 | 4 | 0 | 0 | 0 | 0 | 0 |
| Northeastern | | | | | | | | |
| Jim Calhoun (American Int'l 1966) 1981, 82, 84, 85, 86 | 5 | 3 | 5 | 0 | 0 | 0 | 0 | 0 |
| Karl Fogel (Colby 1968) 1987, 91 | 2 | 0 | 2 | 0 | 0 | 0 | 0 | 0 |
| Bill Coen (Hamilton) 2015, 19 | 2 | 0 | 2 | 0 | 0 | 0 | 0 | 0 |
| TOTAL | 9 | 3 | 9 | 0 | 0 | 0 | 0 | 0 |
| Northern Ariz. | | | | | | | | |
| Ben Howland (Weber St. 1980) 1998 | 1 | 0 | 1 | 0 | 0 | 0 | 0 | 0 |
| Mike Adras (UC Santa Barbara 1983) 2000 | 1 | 0 | 1 | 0 | 0 | 0 | 0 | 0 |
| TOTAL | 2 | 0 | 2 | 0 | 0 | 0 | 0 | 0 |
| Northern Colo.* | | | | | | | | |
| B.J. Hill (Grand View 1996) 2011* | 1 | 0 | 1 | 0 | 0 | 0 | 0 | 0 |
| TOTAL | 1 | 0 | 1 | 0 | 0 | 0 | 0 | 0 |
| Northern Ill. | | | | | | | | |
| John McDougal (Evansville 1950) 1982 | 1 | 0 | 1 | 0 | 0 | 0 | 0 | 0 |
| Jim Molinari (Ill. Wesleyan 1977) 1991 | 1 | 0 | 1 | 0 | 0 | 0 | 0 | 0 |
| Brian Hammel (Bentley 1975) 1996 | 1 | 0 | 1 | 0 | 0 | 0 | 0 | 0 |
| TOTAL | 3 | 0 | 3 | 0 | 0 | 0 | 0 | 0 |
| Northern Ky. | | | | | | | | |
| John Brannen (Marshall 1997) 2017, 19 | 2 | 0 | 2 | 0 | 0 | 0 | 0 | 0 |
| Darrin Horn (Western Ky. 1995) 2023 | 1 | 0 | 1 | 0 | 0 | 0 | 0 | 0 |
| TOTAL | 3 | 0 | 3 | 0 | 0 | 0 | 0 | 0 |
| Northwestern | | | | | | | | |
| Chris Collins (Duke 1996) 2017, 23 | 2 | 2 | 2 | 0 | 0 | 0 | 0 | 0 |
| TOTAL | 2 | 2 | 2 | 0 | 0 | 0 | 0 | 0 |
| Northwestern St. | | | | | | | | |
| Mike McConathy (Louisiana Tech 1977) 2001, 06, 13 | 3 | 2 | 3 | 0 | 0 | 0 | 0 | 0 |
| TOTAL | 3 | 2 | 3 | 0 | 0 | 0 | 0 | 0 |
| Notre Dame | | | | | | | | |
| John Jordan (Notre Dame 1935) 1953-RR,54-RR, 57, 58-RR, 60, 63 | 6 | 8 | 6 | 0 | 0 | 0 | 0 | 3 |
| Johnny Dee (Notre Dame 1946) 1965, 69, 70, 71 | 4 | 2 | 6 | 0 | 0 | 0 | 0 | 0 |
| Richard "Digger" Phelps (Rider 1963) 1974, 75, 76, 77, 78-4th, 79-RR, 80, 81, 85, 86, 87, 88, 89, 90 | 14 | 15 | 16 | 0 | 0 | 0 | 1 | 1 |
| Mike Brey (George Washington 1982)2001, 02, 03, 07, 08, 10, 11, 12, 13, 15-RR, 16-RR, 17, 22 | 13 | 15 | 13 | 0 | 0 | 0 | 0 | 2 |
| TOTAL | 37 | 40 | 41 | 0 | 0 | 0 | 1 | 6 |
| NYU | | | | | | | | |
| Howard Cann (NYU 1920) 1943-RR, 45-2d, 46-RR | 3 | 3 | 4 | 0 | 1 | 0 | 0 | 2 |

| | Yrs. | W | L | CH | 2d | 3d^ | 4th | RR |
|--|-----------|-----------|-----------|----------|----------|----------|----------|----------|
| Lou Rossini (Columbia 1948) 1960-4th, 62, 63 | 3 | 6 | 5 | 0 | 0 | 0 | 1 | 0 |
| TOTAL | 6 | 9 | 9 | 0 | 1 | 0 | 1 | 2 |
| Oakland | | | | | | | | |
| Greg Kampe (Bowling Green 1978) 2005,10, 11 | 3 | 1 | 3 | 0 | 0 | 0 | 0 | 0 |
| TOTAL | 3 | 1 | 3 | 0 | 0 | 0 | 0 | 0 |
| Ohio | | | | | | | | |
| James Snyder (Ohio 1941) 1960, 61, 64-RR, 65, 70, 72, 74 | 7 | 3 | 8 | 0 | 0 | 0 | 0 | 1 |
| Danny Nee (St. Mary of the Plains 1971) 1983, 85 | 2 | 1 | 2 | 0 | 0 | 0 | 0 | 0 |
| Larry Hunter (Ohio 1971) 1994 | 1 | 0 | 1 | 0 | 0 | 0 | 0 | 0 |
| Tim O'Shea (Boston College 1984) 2005 | 1 | 0 | 1 | 0 | 0 | 0 | 0 | 0 |
| John Groce [Taylor (IN) 1994] 2010, 12 | 2 | 3 | 2 | 0 | 0 | 0 | 0 | 0 |
| Jeff Boals (Ohio 1995) 2021 | 1 | 1 | 1 | 0 | 0 | 0 | 0 | 0 |
| TOTAL | 14 | 8 | 15 | 0 | 0 | 0 | 0 | 1 |
| Ohio St.* | | | | | | | | |
| Harold Olsen (Wisconsin 1917) 1939-2d, 44-T3d, 45-T3d, 46-3d | 4 | 6 | 4 | 0 | 1 | 3 | 0 | 0 |
| William "Tippy" Dye (Ohio St. 1937) 1950-RR | 1 | 1 | 1 | 0 | 0 | 0 | 0 | 1 |
| Fred Taylor (Ohio St. 1950) 1960-CH, 61-2d, 62-2d, 68-3d, 71-RR | 5 | 14 | 4 | 1 | 2 | 1 | 0 | 1 |
| Eldon Miller (Wittenberg 1961) 1980, 82, 83, 85 | 4 | 3 | 4 | 0 | 0 | 0 | 0 | 0 |
| Gary Williams (Maryland 1967) 1987 | 1 | 1 | 1 | 0 | 0 | 0 | 0 | 0 |
| Randy Ayers [Miami (OH) 1978] 1990, 91, 92-RR | 3 | 6 | 3 | 0 | 0 | 0 | 0 | 1 |
| Jim O'Brien (Boston College 1971) 1999- T3d*, 2000*, 01*, 02* | 4 | 6 | 4 | 0 | 0 | 1 | 0 | 0 |
| Thad Matta (Butler 1990) 2006, 07-2d, 09,10, 11, 12-T3d, 13-RR, 14, 15 | 9 | 18 | 9 | 0 | 1 | 1 | 0 | 1 |
| Chris Holtmann [Taylor (IN) 1994] 2018, 19, 21, 22 | 4 | 3 | 4 | 0 | 0 | 0 | 0 | 0 |
| TOTAL | 35 | 58 | 34 | 1 | 4 | 6 | 0 | 4 |
| Oklahoma | | | | | | | | |
| Bruce Drake (Oklahoma 1929) 1939-T3d, 43-RR, 47-2d | 3 | 4 | 3 | 0 | 1 | 1 | 0 | 1 |
| Dave Bliss (Cornell 1965) 1979 | 1 | 1 | 1 | 0 | 0 | 0 | 0 | 0 |
| Billy Tubbs (Lamar University 1958) 1983, 84, 85-RR, 86, 87, 88-2d, 89, 90, 92 | 9 | 15 | 9 | 0 | 1 | 0 | 0 | 1 |
| Kelvin Sampson (UNC Pembroke 1978) 1995, 96, 97, 98, 99, 2000, 01,02-T3d, 03-RR, 05, 06 | 11 | 11 | 11 | 0 | 0 | 1 | 0 | 1 |
| Jeff Capel III (Duke 1997) 2008, 09-RR | 2 | 4 | 2 | 0 | 0 | 0 | 0 | 1 |
| Lon Kruger (Kansas St. 1975) 2013, 14, 15, 16-T3d, 18, 19, 21 | 7 | 8 | 7 | 0 | 0 | 1 | 0 | 0 |
| TOTAL | 33 | 43 | 33 | 0 | 2 | 3 | 0 | 4 |
| Oklahoma City | | | | | | | | |
| Doyle Parrack (Oklahoma St. 1945) 1952, 53, 54, 55 | 4 | 1 | 5 | 0 | 0 | 0 | 0 | 0 |
| A.E. "Abe" Lemons (Oklahoma City 1949) 1956-RR, 57-RR, 63, 64, 65, 66, 73 | 7 | 7 | 8 | 0 | 0 | 0 | 0 | 2 |
| TOTAL | 11 | 8 | 13 | 0 | 0 | 0 | 0 | 2 |
| Oklahoma St. | | | | | | | | |
| Hank Iba [Westminster (MO) 1928] 1945- CH, 46-CH, 49-2d, 51-4th, 53-RR, 54-RR, 58-RR, 65-RR | 8 | 15 | 7 | 2 | 1 | 0 | 1 | 4 |
| Paul Hansen (Oklahoma City 1950) 1983 | 1 | 0 | 1 | 0 | 0 | 0 | 0 | 0 |
| Eddie Sutton (Oklahoma St. 1958) 1991, 92, 93, 94, 95-T3d, 98, 99, 2000- RR,01, 02, 03, 04-T3d, 05 | 13 | 22 | 13 | 0 | 0 | 2 | 0 | 1 |
| Travis Ford (Kentucky 1994) 2009, 10, 13, 14, 15 | 5 | 1 | 5 | 0 | 0 | 0 | 0 | 0 |
| Brad Underwood (Kansas St. 1986) 2017 | 1 | 0 | 1 | 0 | 0 | 0 | 0 | 0 |
| Mike Boynton (South Carolina 2004) 2021 | 1 | 1 | 1 | 0 | 0 | 0 | 0 | 0 |
| TOTAL | 29 | 39 | 28 | 2 | 1 | 2 | 1 | 5 |

| | Yrs. | W | L | CH | 2d | 3d^ | 4th | RR |
|--|-----------|-----------|-----------|----------|----------|----------|----------|----------|
| Old Dominion | | | | | | | | |
| Paul Webb (William & Mary 1951) 1980, 82, 85 | 3 | 0 | 3 | 0 | 0 | 0 | 0 | 0 |
| Tom Young (Maryland 1958) 1986 | 1 | 1 | 1 | 0 | 0 | 0 | 0 | 0 |
| Oliver Purnell (Old Dominion 1975) 1992 | 1 | 0 | 1 | 0 | 0 | 0 | 0 | 0 |
| Jeff Capel (Fayetteville St. 1977) 1995, 97 | 2 | 1 | 2 | 0 | 0 | 0 | 0 | 0 |
| Blaine Taylor (Montana 1982) 2005, 07, 10, 11 | 4 | 1 | 4 | 0 | 0 | 0 | 0 | 0 |
| Jeff Jones (Virginia 1982) 2019 | 1 | 0 | 1 | 0 | 0 | 0 | 0 | 0 |
| TOTAL | 12 | 3 | 12 | 0 | 0 | 0 | 0 | 0 |
| Ole Miss | | | | | | | | |
| Bob Weltlich (Ohio St. 1967) 1981 | 1 | 0 | 1 | 0 | 0 | 0 | 0 | 0 |
| Rob Evans (New Mexico St. 1968) 1997, 98 | 2 | 0 | 2 | 0 | 0 | 0 | 0 | 0 |
| Rod Barnes (Ole Miss 1988) 1999, 2001, 02 | 3 | 3 | 3 | 0 | 0 | 0 | 0 | 0 |
| Andy Kennedy (UAB 1991) 2013, 15 | 2 | 2 | 2 | 0 | 0 | 0 | 0 | 0 |
| Kermit Davis (Mississippi St. 1982) 2019 | 1 | 0 | 1 | 0 | 0 | 0 | 0 | 0 |
| TOTAL | 9 | 5 | 9 | 0 | 0 | 0 | 0 | 0 |
| Oral Roberts | | | | | | | | |
| Ken Trickey (Middle Tenn. 1954) 1974-RR | 1 | 2 | 1 | 0 | 0 | 0 | 0 | 1 |
| Dick Acres (UC Santa Barbara) 1984 | 1 | 0 | 1 | 0 | 0 | 0 | 0 | 0 |
| Scott Sutton (Oklahoma St. 1994) 2006, 07, 08 | 3 | 0 | 3 | 0 | 0 | 0 | 0 | 0 |
| Paul Mills (Texas A&M 1996) 2021, 23 | 2 | 2 | 2 | 0 | 0 | 0 | 0 | 0 |
| TOTAL | 7 | 4 | 7 | 0 | 0 | 0 | 0 | 1 |
| Oregon | | | | | | | | |
| Howard Hobson (Oregon 1926) 1939-CH | 1 | 3 | 0 | 1 | 0 | 0 | 0 | 0 |
| John Warren (Oregon 1928) 1945-RR | 1 | 1 | 1 | 0 | 0 | 0 | 0 | 1 |
| Steve Belko (Idaho 1939) 1960-RR, 61 | 2 | 2 | 2 | 0 | 0 | 0 | 0 | 1 |
| Jerry Green (App State 1968) 1995 | 1 | 0 | 1 | 0 | 0 | 0 | 0 | 0 |
| Ernie Kent (Oregon 1977) 2000, 02-RR, 03, 07-RR, 08 | 5 | 6 | 5 | 0 | 0 | 0 | 0 | 2 |
| Dana Altman (Eastern N.M. 1980) 2013, 14, 15, 16, 17-T3d, 19, 21 | 7 | 14 | 7 | 0 | 0 | 1 | 0 | 1 |
| TOTAL | 17 | 26 | 16 | 1 | 0 | 1 | 0 | 5 |
| Oregon St.* | | | | | | | | |
| Amory "Slats" Gill (Oregon St. 1925) 1947-RR, 49-4th, 55-RR, 62-RR, 63-4th, 64 | 6 | 8 | 8 | 0 | 0 | 0 | 2 | 3 |
| Paul Valenti (Oregon St. 1942) 1966-RR | 1 | 1 | 1 | 0 | 0 | 0 | 0 | 1 |
| Ralph Miller (Kansas 1942) 1975, 80*, 81*, 82-RR*, 84, 85, 88, 89 | 8 | 3 | 9 | 0 | 0 | 0 | 0 | 1 |
| Jim Anderson (Oregon St. 1959) 1990 | 1 | 0 | 1 | 0 | 0 | 0 | 0 | 0 |
| Wayne Tinkle (Montana 2005) 2016, 21-RR | 2 | 3 | 2 | 0 | 0 | 0 | 0 | 1 |
| TOTAL | 18 | 15 | 21 | 0 | 0 | 0 | 2 | 6 |
| Pacific | | | | | | | | |
| Dick Edwards (Culver-Stockton 1952) 1966, 67-RR, 71 | 3 | 2 | 4 | 0 | 0 | 0 | 0 | 1 |
| Stan Morrison (California 1962) 1979 | 1 | 0 | 1 | 0 | 0 | 0 | 0 | 0 |
| Bob Thomason (Pacific 1971) 1997, 2004, 05, 06, 13 | 5 | 2 | 5 | 0 | 0 | 0 | 0 | 0 |
| TOTAL | 9 | 4 | 10 | 0 | 0 | 0 | 0 | 1 |
| Penn | | | | | | | | |
| Howard "Howie" Dallmar (Stanford 1948) 1953 | 1 | 1 | 1 | 0 | 0 | 0 | 0 | 0 |
| Dick Harter (Penn 1953) 1970, 71-RR | 2 | 2 | 2 | 0 | 0 | 0 | 0 | 1 |
| Chuck Daly (Bloomsburg 1953) 1972-RR, 73, 74, 75 | 4 | 3 | 5 | 0 | 0 | 0 | 0 | 1 |
| Bob Weinbauer (SUNY Cortland 1961) 1978, 79-4th, 80, 82 | 4 | 6 | 5 | 0 | 0 | 0 | 1 | 0 |
| Craig Littlepage (Penn 1973) 1985 | 1 | 0 | 1 | 0 | 0 | 0 | 0 | 0 |
| Tom Schneider (Bucknell 1969) 1987 | 1 | 0 | 1 | 0 | 0 | 0 | 0 | 0 |
| Fran Dunphy (La Salle 1970) 1993, 94, 95, 99, 2000, 02, 03, 05, 06 | 9 | 1 | 9 | 0 | 0 | 0 | 0 | 0 |
| Glen Miller (UConn 1986) 2007 | 1 | 0 | 1 | 0 | 0 | 0 | 0 | 0 |

| | Yrs. | W | L | CH | 2d | 3d^ | 4th | RR |
|---|-----------|-----------|-----------|----------|----------|----------|----------|----------|
| Steve Donahue (Ursinus 1984) 2018 | 1 | 0 | 1 | 0 | 0 | 0 | 0 | 0 |
| TOTAL | 24 | 13 | 26 | 0 | 0 | 0 | 1 | 2 |
| Penn St. | | | | | | | | |
| John Lawther [Westminster (PA) 1919] 1942-RR | 1 | 1 | 1 | 0 | 0 | 0 | 0 | 1 |
| Elmer Gross (Penn St. 1942) 1952, 54-3d | 2 | 4 | 3 | 0 | 0 | 1 | 0 | 0 |
| John Egli (Penn St. 1947) 1955, 65 | 2 | 1 | 3 | 0 | 0 | 0 | 0 | 0 |
| Bruce Parkhill (Lock Haven 1971) 1991 | 1 | 1 | 1 | 0 | 0 | 0 | 0 | 0 |
| Jerry Dunn (George Mason 1980) 1996, 2001 | 2 | 2 | 2 | 0 | 0 | 0 | 0 | 0 |
| Ed DeChellis (Penn St. 1982) 2011 | 1 | 0 | 1 | 0 | 0 | 0 | 0 | 0 |
| Micah Shrewsbury (Hanover 1999) 2023 | 1 | 1 | 1 | 0 | 0 | 0 | 0 | 0 |
| TOTAL | 10 | 10 | 12 | 0 | 0 | 1 | 0 | 1 |
| Pepperdine | | | | | | | | |
| Al Duer (Emporia St. 1929) 1944-RR | 1 | 0 | 2 | 0 | 0 | 0 | 0 | 1 |
| R.L. "Duck" Dowell (Northwest Mo. St. 1933) 1962 | 1 | 1 | 1 | 0 | 0 | 0 | 0 | 0 |
| Gary Colson (David Lipscomb 1956) 1976, 79 | 2 | 2 | 2 | 0 | 0 | 0 | 0 | 0 |
| Jim Harrick [Charleston (WV) 1960] 1982, 83, 85, 86 | 4 | 1 | 4 | 0 | 0 | 0 | 0 | 0 |
| Tom Asbury (Wyoming 1967) 1991, 92, 94 | 3 | 0 | 3 | 0 | 0 | 0 | 0 | 0 |
| Jan van Breda Kolff (Vanderbilt 1974) 2000 | 1 | 1 | 1 | 0 | 0 | 0 | 0 | 0 |
| Paul Westphal (Southern California 1972) 2002 | 1 | 0 | 1 | 0 | 0 | 0 | 0 | 0 |
| TOTAL | 13 | 5 | 14 | 0 | 0 | 0 | 0 | 1 |
| Pittsburgh | | | | | | | | |
| Henry Carlson (Pittsburgh 1917) 1941-T3d | 1 | 1 | 1 | 0 | 0 | 1 | 0 | 0 |
| Bob Timmons (Pittsburgh 1933) 1957, 58, 63 | 3 | 1 | 4 | 0 | 0 | 0 | 0 | 0 |
| Charles "Buzz" Ridl [Westminster (PA) 1942] 1974-RR | 1 | 2 | 1 | 0 | 0 | 0 | 0 | 1 |
| Roy Chipman (Maine 1961) 1981, 82, 85 | 3 | 1 | 3 | 0 | 0 | 0 | 0 | 0 |
| Paul Evans (Ithaca 1967) 1987, 88, 89, 91, 93 | 5 | 3 | 5 | 0 | 0 | 0 | 0 | 0 |
| Ben Howland (Weber St. 1980) 2002, 03 | 2 | 4 | 2 | 0 | 0 | 0 | 0 | 0 |
| Jamie Dixon (TCU 1987) 2004, 05, 06, 07, 08, 09-RR, 10, 11, 13, 14 | 10 | 12 | 10 | 0 | 0 | 0 | 0 | 1 |
| Kevin Stallings (Purdue 1982) 2016 | 1 | 0 | 1 | 0 | 0 | 0 | 0 | 0 |
| Jeff Capel III (Duke 1997) 2023 | 1 | 2 | 1 | 0 | 0 | 0 | 0 | 0 |
| TOTAL | 27 | 26 | 28 | 0 | 0 | 1 | 0 | 2 |
| Portland | | | | | | | | |
| Al Negratti (Seton Hall 1943) 1959 | 1 | 0 | 1 | 0 | 0 | 0 | 0 | 0 |
| Rob Chavez (Colorado Mesa 1980) 1996 | 1 | 0 | 1 | 0 | 0 | 0 | 0 | 0 |
| TOTAL | 2 | 0 | 2 | 0 | 0 | 0 | 0 | 0 |
| Portland St. | | | | | | | | |
| Ken Bone (Seattle U. Pacific 1983) 2008, 09 | 2 | 0 | 2 | 0 | 0 | 0 | 0 | 0 |
| TOTAL | 2 | 0 | 2 | 0 | 0 | 0 | 0 | 0 |
| Prairie View | | | | | | | | |
| Elwood Plummer (Jackson St. 1966) 1998 | 1 | 0 | 1 | 0 | 0 | 0 | 0 | 0 |
| Byron Smith (Houston 1991) 2019 | 1 | 0 | 1 | 0 | 0 | 0 | 0 | 0 |
| TOTAL | 1 | 0 | 1 | 0 | 0 | 0 | 0 | 0 |
| Princeton# | | | | | | | | |
| Franklin Cappon (Michigan 1924) 1952, 55, 60 | 3 | 0 | 5 | 0 | 0 | 0 | 0 | 0 |
| J.L. "Jake" McCandless (Princeton 1951) 1961 | 1 | 1 | 2 | 0 | 0 | 0 | 0 | 0 |
| Butch van Breda Kolff (Princeton 1947) 1963, 64, 65-3d, 67 | 4 | 7 | 5 | 0 | 0 | 1 | 0 | 0 |
| Pete Carril (Lafayette 1952) 1969, 76, 77, 81, 83, 84, 89, 90, 91, 92, 96 | 11 | 4 | 11 | 0 | 0 | 0 | 0 | 0 |
| Bill Carmody [Union (NY) 1975] 1997, 98 | 2 | 1 | 2 | 0 | 0 | 0 | 0 | 0 |

| | Yrs. | W | L | CH | 2d | 3d^ | 4th | RR |
|--|-----------|-----------|-----------|----------|----------|----------|----------|----------|
| John Thompson III (Princeton 1989) 2001, 04 | 2 | 0 | 2 | 0 | 0 | 0 | 0 | 0 |
| Sydney Johnson (Princeton 1997) 2011 | 1 | 0 | 1 | 0 | 0 | 0 | 0 | 0 |
| Mitch Henderson (Princeton 1998) 2017, 23 | 2 | 2 | 2 | 0 | 0 | 0 | 0 | 0 |
| TOTAL | 26 | 15 | 30 | 0 | 0 | 1 | 0 | 0 |

Providence

| | | | | | | | | |
|--|-----------|-----------|-----------|----------|----------|----------|----------|----------|
| Joe Mullaney (Holy Cross 1949) 1964, 65-RR, 66 | 3 | 2 | 3 | 0 | 0 | 0 | 0 | 1 |
| Dave Gavitt (Dartmouth 1959) 1972, 73-4th, 74, 77, 78 | 5 | 5 | 6 | 0 | 0 | 0 | 1 | 0 |
| Rick Pitino (Massachusetts 1974) 1987- T3d | 1 | 4 | 1 | 0 | 0 | 1 | 0 | 0 |
| Rick Barnes (Lenoir-Rhyne 1977) 1989, 90, 94 | 3 | 0 | 3 | 0 | 0 | 0 | 0 | 0 |
| Pete Gillen (Fairfield 1968) 1997-RR | 1 | 3 | 1 | 0 | 0 | 0 | 0 | 1 |
| Tim Welsh (SUNY Potsdam 1984) 2001, 04 | 2 | 0 | 2 | 0 | 0 | 0 | 0 | 0 |
| Ed Cooley (Stonehill 1994) 2014, 15, 16, 17, 18, 22, 23 | 7 | 3 | 7 | 0 | 0 | 0 | 0 | 0 |
| TOTAL | 22 | 17 | 23 | 0 | 0 | 1 | 1 | 2 |

Purdue*

| | | | | | | | | |
|---|-----------|-----------|-----------|----------|----------|----------|----------|----------|
| George King [Charleston (WV) 1950] 1969-2d | 1 | 3 | 1 | 0 | 1 | 0 | 0 | 0 |
| Fred Schaus (West Virginia 1949) 1977 | 1 | 0 | 1 | 0 | 0 | 0 | 0 | 0 |
| Lee Rose (Transylvania 1958) 1980-3d | 1 | 5 | 1 | 0 | 0 | 1 | 0 | 0 |
| Gene Keady (Kansas St. 1958) 1983, 84, 85, 86, 87, 88, 90, 91, 93, 94-RR,95, 96*, 97, 98, 99, 2000-RR, 03 | 17 | 19 | 17 | 0 | 0 | 0 | 0 | 2 |
| Matt Painter (Purdue 1993) 2007, 08, 09, 10, 11, 12, 15, 16, 17, 18, 19-RR, 21, 22, 23 | 14 | 17 | 14 | 0 | 0 | 0 | 0 | 1 |
| TOTAL | 34 | 44 | 34 | 0 | 1 | 1 | 0 | 3 |

Radford

| | | | | | | | | |
|---|----------|----------|----------|----------|----------|----------|----------|----------|
| Ron Bradley (Eastern Nazarene 1973) 1998 | 1 | 0 | 1 | 0 | 0 | 0 | 0 | 0 |
| Brad Greenberg (American 1977) 2009 | 1 | 0 | 1 | 0 | 0 | 0 | 0 | 0 |
| Mike Jones (Howard 1990) 2018 | 1 | 1 | 1 | 0 | 0 | 0 | 0 | 0 |
| TOTAL | 3 | 1 | 3 | 0 | 0 | 0 | 0 | 0 |

Rhode Island

| | | | | | | | | |
|---|-----------|----------|-----------|----------|----------|----------|----------|----------|
| Ernie Calverley (Rhode Island 1946) 1961, 66 | 2 | 0 | 2 | 0 | 0 | 0 | 0 | 0 |
| Jack Kraft (Saint Joseph's 1942) 1978 | 1 | 0 | 1 | 0 | 0 | 0 | 0 | 0 |
| Tom Penders (UConn 1967) 1988 | 1 | 2 | 1 | 0 | 0 | 0 | 0 | 0 |
| Al Skinner (Massachusetts 1974) 1993, 97 | 2 | 1 | 2 | 0 | 0 | 0 | 0 | 0 |
| Jim Harrick [Charleston (WV) 1960] 1998-RR, 99 | 2 | 3 | 2 | 0 | 0 | 0 | 0 | 1 |
| Dan Hurley (Seton Hall 1996) 2017, 18 | 2 | 2 | 2 | 0 | 0 | 0 | 0 | 0 |
| TOTAL | 10 | 8 | 10 | 0 | 0 | 0 | 0 | 1 |

Rice

| | | | | | | | | |
|---|----------|----------|----------|----------|----------|----------|----------|----------|
| Byron "Buster" Brannon (TCU 1933) 1940-RR, 42-RR | 2 | 1 | 3 | 0 | 0 | 0 | 0 | 2 |
| Don Suman (Rice 1944) 1954 | 1 | 1 | 1 | 0 | 0 | 0 | 0 | 0 |
| Don Knodel [Miami (OH) 1953] 1970 | 1 | 0 | 1 | 0 | 0 | 0 | 0 | 0 |
| TOTAL | 4 | 2 | 5 | 0 | 0 | 0 | 0 | 2 |

Richmond

| | | | | | | | | |
|---|-----------|----------|-----------|----------|----------|----------|----------|----------|
| Dick Tarrant (Fordham 1951) 1984, 86, 88, 90, 91 | 5 | 5 | 5 | 0 | 0 | 0 | 0 | 0 |
| John Beilein (Wheeling Jesuit 1975) 1998 | 1 | 1 | 1 | 0 | 0 | 0 | 0 | 0 |
| Jerry Wainwright (Colorado Col. 1968) 2004 | 1 | 0 | 1 | 0 | 0 | 0 | 0 | 0 |
| Chris Mooney (Princeton 1994) 2010, 11, 22 | 3 | 3 | 3 | 0 | 0 | 0 | 0 | 0 |
| TOTAL | 10 | 9 | 10 | 0 | 0 | 0 | 0 | 0 |

Rider

| | | | | | | | | |
|---|----------|----------|----------|----------|----------|----------|----------|----------|
| John Carpenter (Penn St. 1958) 1984 | 1 | 0 | 1 | 0 | 0 | 0 | 0 | 0 |
| Kevin Bannon (Saint Peter's 1979) 1993, 94 | 2 | 0 | 2 | 0 | 0 | 0 | 0 | 0 |
| TOTAL | 3 | 0 | 3 | 0 | 0 | 0 | 0 | 0 |

Robert Morris

| | | | | | | | | |
|--|----------|----------|----------|----------|----------|----------|----------|----------|
| Matt Furjanic (Point Park 1973) 1982, 83 | 2 | 1 | 2 | 0 | 0 | 0 | 0 | 0 |
| Jarrett Durham (Duquesne 1971) 1989, 90, 92 | 3 | 0 | 3 | 0 | 0 | 0 | 0 | 0 |
| Mike Rice (Fordham 1991) 2009, 10 | 2 | 0 | 2 | 0 | 0 | 0 | 0 | 0 |
| Andrew Toole (Penn 2003) 2015 | 1 | 1 | 1 | 0 | 0 | 0 | 0 | 0 |
| TOTAL | 8 | 2 | 8 | 0 | 0 | 0 | 0 | 0 |

Rutgers

| | | | | | | | | |
|---|----------|----------|----------|----------|----------|----------|----------|----------|
| Tom Young (Maryland 1958) 1975, 76-4th, 79, 83 | 4 | 5 | 5 | 0 | 0 | 0 | 1 | 0 |
| Bob Wenzel (Rutgers 1971) 1989, 91 | 2 | 0 | 2 | 0 | 0 | 0 | 0 | 0 |
| Steve Pikiel (UConn 1990) 2021, 22 | 2 | 1 | 2 | 0 | 0 | 0 | 0 | 0 |
| TOTAL | 8 | 6 | 9 | 0 | 0 | 0 | 1 | 0 |

Saint Francis (PA)

| | | | | | | | | |
|---------------------------------------|----------|----------|----------|----------|----------|----------|----------|----------|
| Jim Baron (St. Bonaventure 1977) 1991 | 1 | 0 | 1 | 0 | 0 | 0 | 0 | 0 |
| TOTAL | 1 | 0 | 1 | 0 | 0 | 0 | 0 | 0 |

Saint Joseph's*

| | | | | | | | | |
|--|-----------|-----------|-----------|----------|----------|----------|----------|----------|
| John "Jack" Ramsay (Saint Joseph's 1949) 1959, 60, 61-3d*, 62, 63-RR, 65, 66 | 7 | 8 | 11 | 0 | 0 | 1 | 0 | 1 |
| John "Jack" McKinney (Saint Joseph's 1957) 1969, 71, 73, 74 | 4 | 0 | 4 | 0 | 0 | 0 | 0 | 0 |
| Jim Lynam (Saint Joseph's 1964) 1981-RR | 1 | 3 | 1 | 0 | 0 | 0 | 0 | 1 |
| Jim Boyle (Saint Joseph's 1964) 1982, 86 | 2 | 1 | 2 | 0 | 0 | 0 | 0 | 0 |
| Phil Martelli (Widener 1976) 1997, 2001,03, 04-RR, 08, 14, 16 | 7 | 7 | 7 | 0 | 0 | 0 | 0 | 1 |
| TOTAL | 21 | 19 | 25 | 0 | 0 | 1 | 0 | 3 |

Saint Louis

| | | | | | | | | |
|---|-----------|----------|-----------|----------|----------|----------|----------|----------|
| Eddie Hickey (Creighton 1927) 1952-RR, 57 | 2 | 1 | 3 | 0 | 0 | 0 | 0 | 1 |
| Charlie Spoonhour (School of Ozarks 1961) 1994, 95, 98 | 3 | 2 | 3 | 0 | 0 | 0 | 0 | 0 |
| Lorenzo Romar (Washington 1980) 2000 | 1 | 0 | 1 | 0 | 0 | 0 | 0 | 0 |
| Rick Majerus (Marquette 1970) 2012 | 1 | 1 | 1 | 0 | 0 | 0 | 0 | 0 |
| Jim Crews (Indiana 1976) 2013, 14 | 2 | 2 | 2 | 0 | 0 | 0 | 0 | 0 |
| Travis Ford (Kentucky 1994) 2019 | 1 | 0 | 1 | 0 | 0 | 0 | 0 | 0 |
| TOTAL | 10 | 6 | 11 | 0 | 0 | 0 | 0 | 1 |

Saint Mary's (CA)

| | | | | | | | | |
|---|-----------|----------|-----------|----------|----------|----------|----------|----------|
| James Weaver (DePaul 1947) 1959-RR | 1 | 1 | 1 | 0 | 0 | 0 | 0 | 1 |
| Lynn Nance (Washington 1965) 1989 | 1 | 0 | 1 | 0 | 0 | 0 | 0 | 0 |
| Ernie Kent (Oregon 1977) 1997 | 1 | 0 | 1 | 0 | 0 | 0 | 0 | 0 |
| Randy Bennett (UC San Diego 1986) 2005, 08, 10, 12, 13, 17, 19, 22, 23 | 9 | 6 | 9 | 0 | 0 | 0 | 0 | 0 |
| TOTAL | 12 | 7 | 12 | 0 | 0 | 0 | 0 | 1 |

Saint Peter's

| | | | | | | | | |
|---|----------|----------|----------|----------|----------|----------|----------|----------|
| Ted Fiore (Seton Hall 1962) 1991, 95 | 2 | 0 | 2 | 0 | 0 | 0 | 0 | 0 |
| John Dunne (Ithaca 1992) 2011 | 1 | 0 | 1 | 0 | 0 | 0 | 0 | 0 |
| Shaheen Holloway (Seton Hall 2000) 2022-RR | 1 | 3 | 1 | 0 | 0 | 0 | 0 | 1 |
| TOTAL | 4 | 3 | 4 | 0 | 0 | 0 | 0 | 1 |

Sam Houston

| | | | | | | | | |
|---|----------|----------|----------|----------|----------|----------|----------|----------|
| Bob Marlin (Mississippi St. 1981) 2003, 10 | 2 | 0 | 2 | 0 | 0 | 0 | 0 | 0 |
| TOTAL | 2 | 0 | 2 | 0 | 0 | 0 | 0 | 0 |

Samford

| | | | | | | | | |
|--|----------|----------|----------|----------|----------|----------|----------|----------|
| Jimmy Tillette (Our Lady of Holy Cross 1975) 1999, 2000 | 2 | 0 | 2 | 0 | 0 | 0 | 0 | 0 |
| TOTAL | 2 | 0 | 2 | 0 | 0 | 0 | 0 | 0 |

San Diego

| | | | | | | | | |
|--|----------|----------|----------|----------|----------|----------|----------|----------|
| Jim Brovelli (San Francisco 1964) 1984 | 1 | 0 | 1 | 0 | 0 | 0 | 0 | 0 |
| Hank Egan (Navy 1960) 1987 | 1 | 0 | 1 | 0 | 0 | 0 | 0 | 0 |
| Brad Holland (UCLA 1979) 2003 | 1 | 0 | 1 | 0 | 0 | 0 | 0 | 0 |
| Bill Grier (Oregon 1990) 2008 | 1 | 1 | 1 | 0 | 0 | 0 | 0 | 0 |
| TOTAL | 4 | 1 | 4 | 0 | 0 | 0 | 0 | 0 |

San Diego St.

| | | | | | | | | |
|----------------------------------|---|---|---|---|---|---|---|---|
| Tim Vezie (Denver 1967) 1975, 76 | 2 | 0 | 2 | 0 | 0 | 0 | 0 | 0 |
|----------------------------------|---|---|---|---|---|---|---|---|

| | Yrs. | W | L | CH | 2d | 3d^ | 4th | RR |
|--|-----------|-----------|-----------|----------|----------|----------|----------|----------|
| Dave "Smokey" Gaines (LeMoyn-Owen 1963) 1985 | 1 | 0 | 1 | 0 | 0 | 0 | 0 | 0 |
| Steve Fisher (Illinois St. 1967) 2002, 06, 10,11, 12, 13, 14, 15 | 8 | 6 | 8 | 0 | 0 | 0 | 0 | 0 |
| Brian Dutcher (Minnesota 1982) 2018, 21, 22, 23-2d | 4 | 5 | 4 | 0 | 1 | 0 | 0 | 0 |
| TOTAL | 15 | 11 | 15 | 0 | 1 | 0 | 0 | 0 |

San Francisco

| | | | | | | | | |
|--|-----------|-----------|-----------|----------|----------|----------|----------|----------|
| Phil Woolpert (LMU (CA) 1940) 1955-CH, 56-CH, 57-3d, 58 | 4 | 13 | 2 | 2 | 0 | 1 | 0 | 0 |
| Peter Peletta (Sacramento St. 1950) 1963, 64-RR, 65-RR | 3 | 3 | 3 | 0 | 0 | 0 | 0 | 2 |
| Bob Gaillard (San Francisco 1962) 1972, 73-RR, 74-RR, 77, 78 | 5 | 4 | 5 | 0 | 0 | 0 | 0 | 2 |
| Dan Belluomini (San Francisco 1964) 1979 | 1 | 1 | 1 | 0 | 0 | 0 | 0 | 0 |
| Peter Barry (San Francisco 1970) 1981, 82 | 2 | 0 | 2 | 0 | 0 | 0 | 0 | 0 |
| Phil Mathews (UC Irvine 1972) 1998 | 1 | 0 | 1 | 0 | 0 | 0 | 0 | 0 |
| Todd Golden (Saint Mary's [CA] 2008) 2022 | 1 | 0 | 1 | 0 | 0 | 0 | 0 | 0 |
| TOTAL | 17 | 21 | 15 | 2 | 0 | 1 | 0 | 4 |

San Jose St.

| | | | | | | | | |
|---|----------|----------|----------|----------|----------|----------|----------|----------|
| Walter McPherson (San Jose St. 1940) 1951 | 1 | 0 | 1 | 0 | 0 | 0 | 0 | 0 |
| Bill Berry (Michigan St. 1965) 1980 | 1 | 0 | 1 | 0 | 0 | 0 | 0 | 0 |
| Stan Morrison (California 1962) 1996 | 1 | 0 | 1 | 0 | 0 | 0 | 0 | 0 |
| TOTAL | 3 | 0 | 3 | 0 | 0 | 0 | 0 | 0 |

Santa Clara

| | | | | | | | | |
|---|-----------|-----------|-----------|----------|----------|----------|----------|----------|
| Bob Feerick (Santa Clara 1941) 1952-4th, 53-RR, 54-RR, 60 | 4 | 6 | 6 | 0 | 0 | 0 | 1 | 2 |
| Dick Garibaldi (Santa Clara 1957) 1968-RR, 69-RR, 70 | 3 | 3 | 3 | 0 | 0 | 0 | 0 | 2 |
| Carroll Williams (San Jose St. 1955) 1987 | 1 | 0 | 1 | 0 | 0 | 0 | 0 | 0 |
| Dick Davey (Pacific 1964) 1993, 95, 96 | 3 | 2 | 3 | 0 | 0 | 0 | 0 | 0 |
| TOTAL | 11 | 11 | 13 | 0 | 0 | 0 | 1 | 4 |

Seattle U.#

| | | | | | | | | |
|---|-----------|-----------|-----------|----------|----------|----------|----------|----------|
| Al Brightman [Charleston (WV)] 1953, 54, 55, 56 | 4 | 4 | 6 | 0 | 0 | 0 | 0 | 0 |
| John Castellani (Notre Dame 1952) 1958-2d | 1 | 4 | 1 | 0 | 1 | 0 | 0 | 0 |
| Vince Cazzetta (Arnold 1950) 1961, 62 | 2 | 0 | 2 | 0 | 0 | 0 | 0 | 0 |
| Clair Markey (Seattle U. 1963) 1963 | 1 | 0 | 1 | 0 | 0 | 0 | 0 | 0 |
| Bob Boyd (Southern California 1953) 1964 | 1 | 2 | 1 | 0 | 0 | 0 | 0 | 0 |
| Lionel Purcell (UC Santa Barbara 1952) 1967 | 1 | 0 | 1 | 0 | 0 | 0 | 0 | 0 |
| Morris Buckwalter (Utah 1956) 1969 | 1 | 0 | 1 | 0 | 0 | 0 | 0 | 0 |
| TOTAL | 11 | 10 | 13 | 0 | 1 | 0 | 0 | 0 |

Seton Hall

| | | | | | | | | |
|---|-----------|-----------|-----------|----------|----------|----------|----------|----------|
| P. J. Carlesimo (Fordham 1971) 1988, 89-2d, 91-RR, 92, 93, 94 | 6 | 12 | 6 | 0 | 1 | 0 | 0 | 1 |
| Tommy Amaker (Duke 1987) 2000 | 1 | 2 | 1 | 0 | 0 | 0 | 0 | 0 |
| Louis Orr (Syracuse 1980) 2004, 06 | 2 | 1 | 2 | 0 | 0 | 0 | 0 | 0 |
| Kevin Willard (Pittsburgh 1997) 2016, 17, 18, 19, 22 | 5 | 1 | 5 | 0 | 0 | 0 | 0 | 0 |
| TOTAL | 14 | 16 | 14 | 0 | 1 | 0 | 0 | 1 |

SFA*

| | | | | | | | | |
|---|----------|----------|----------|----------|----------|----------|----------|----------|
| Danny Kaspar (North Texas 1978) 2009 | 1 | 0 | 1 | 0 | 0 | 0 | 0 | 0 |
| Brad Underwood (Kansas St. 1986) 2014, 15*, 16* | 3 | 2 | 2 | 0 | 0 | 0 | 0 | 0 |
| Kyle Keller (Oklahoma St. 1990) 2018* | 1 | 0 | 1 | 0 | 0 | 0 | 0 | 0 |
| TOTAL | 5 | 2 | 5 | 0 | 0 | 0 | 0 | 0 |

Siena

| | | | | | | | | |
|---|---|---|---|---|---|---|---|---|
| Mike Deane (SUNY Potsdam 1974) 1989 | 1 | 1 | 1 | 0 | 0 | 0 | 0 | 0 |
| Paul Hewitt (St. John Fisher 1985) 1999 | 1 | 0 | 1 | 0 | 0 | 0 | 0 | 0 |
| Rob Lanier (St. Bonaventure 1990) 2002 | 1 | 1 | 1 | 0 | 0 | 0 | 0 | 0 |

| | Yrs. | W | L | CH | 2d | 3d^ | 4th | RR |
|---|----------|----------|----------|----------|----------|----------|----------|----------|
| Fran McCaffery (Penn 1982) 2008, 09, 10 | 3 | 2 | 3 | 0 | 0 | 0 | 0 | 0 |
| TOTAL | 6 | 4 | 6 | 0 | 0 | 0 | 0 | 0 |

SMU

| | | | | | | | | |
|---|-----------|-----------|-----------|----------|----------|----------|----------|----------|
| E.O. "Doc" Hayes (North Texas 1927) 1955, 56-4th, 57, 65, 66, 67-RR | 6 | 7 | 8 | 0 | 0 | 0 | 1 | 1 |
| Dave Bliss (Cornell 1965) 1984, 85, 88 | 3 | 3 | 3 | 0 | 0 | 0 | 0 | 0 |
| John Shumate (Notre Dame 1974) 1993 | 1 | 0 | 1 | 0 | 0 | 0 | 0 | 0 |
| Larry Brown (North Carolina 1963) 2015 | 1 | 0 | 1 | 0 | 0 | 0 | 0 | 0 |
| Tim Jankovich (Kansas St. 1982) 2017 | 1 | 0 | 1 | 0 | 0 | 0 | 0 | 0 |
| TOTAL | 12 | 10 | 14 | 0 | 0 | 0 | 1 | 1 |

South Ala.

| | | | | | | | | |
|---|----------|----------|----------|----------|----------|----------|----------|----------|
| Cliff Ellis (Florida St. 1968) 1979, 80 | 2 | 0 | 2 | 0 | 0 | 0 | 0 | 0 |
| Ronnie Arrow (Texas St. 1969) 1989, 91 | 2 | 1 | 2 | 0 | 0 | 0 | 0 | 0 |
| Bill Musselman (Wittenberg 1962) 1997 | 1 | 0 | 1 | 0 | 0 | 0 | 0 | 0 |
| Bob Weltlich (Ohio St. 1967) 1998 | 1 | 0 | 1 | 0 | 0 | 0 | 0 | 0 |
| John Pelphrey (Kentucky 1992) 2006 | 1 | 0 | 1 | 0 | 0 | 0 | 0 | 0 |
| Ronnie Arrow (Texas St. 1969) 2008 | 1 | 0 | 1 | 0 | 0 | 0 | 0 | 0 |
| TOTAL | 8 | 1 | 8 | 0 | 0 | 0 | 0 | 0 |

South Carolina

| | | | | | | | | |
|---|----------|----------|-----------|----------|----------|----------|----------|----------|
| Frank McGuire [St. John's (NY) 1936] 1971, 72, 73, 74 | 4 | 4 | 5 | 0 | 0 | 0 | 0 | 0 |
| George Felton (South Carolina 1975) 1989 | 1 | 0 | 1 | 0 | 0 | 0 | 0 | 0 |
| Eddie Fogler (North Carolina 1970) 1997, 98 | 2 | 0 | 2 | 0 | 0 | 0 | 0 | 0 |
| Dave Odom (Guilford 1965) 2004 | 1 | 0 | 1 | 0 | 0 | 0 | 0 | 0 |
| Frank Martin (FIU 1993) 2017-T3d | 1 | 4 | 1 | 0 | 0 | 1 | 0 | 0 |
| TOTAL | 9 | 8 | 10 | 0 | 0 | 1 | 0 | 0 |

South Carolina St.

| | | | | | | | | |
|--|----------|----------|----------|----------|----------|----------|----------|----------|
| Cy Alexander (Catawba 1975) 1989, 96, 98, 2000, 03 | 5 | 0 | 5 | 0 | 0 | 0 | 0 | 0 |
| TOTAL | 5 | 0 | 5 | 0 | 0 | 0 | 0 | 0 |

South Dakota St.

| | | | | | | | | |
|--|----------|----------|----------|----------|----------|----------|----------|----------|
| Scott Nagy (Delta St. 1988) 2012, 13, 16 | 3 | 0 | 3 | 0 | 0 | 0 | 0 | 0 |
| T.J. Otzelberger (Wis.-Whitewater 2001) 2017, 18 | 2 | 0 | 2 | 0 | 0 | 0 | 0 | 0 |
| Eric Henderson (Wayne St. [NE] 2000) 2022 | 1 | 0 | 1 | 0 | 0 | 0 | 0 | 0 |
| TOTAL | 6 | 0 | 6 | 0 | 0 | 0 | 0 | 0 |

South Fla.

| | | | | | | | | |
|---------------------------------------|----------|----------|----------|----------|----------|----------|----------|----------|
| Bobby Paschal (Stetson 1964) 1990, 92 | 2 | 0 | 2 | 0 | 0 | 0 | 0 | 0 |
| Stan Heath (Eastern Mich. 1988) 2012 | 1 | 2 | 1 | 0 | 0 | 0 | 0 | 0 |
| TOTAL | 3 | 2 | 3 | 0 | 0 | 0 | 0 | 0 |

Southeast Mo. St.

| | | | | | | | | |
|-------------------------------------|----------|----------|----------|----------|----------|----------|----------|----------|
| Gary Gamer (Missouri 1965) 2000 | 1 | 0 | 1 | 0 | 0 | 0 | 0 | 0 |
| Brad Korn (Southern Ill. 2004) 2023 | 1 | 0 | 1 | 0 | 0 | 0 | 0 | 0 |
| TOTAL | 2 | 0 | 2 | 0 | 0 | 0 | 0 | 0 |

Southeastern La.

| | | | | | | | | |
|--|----------|----------|----------|----------|----------|----------|----------|----------|
| Billy Kennedy (Southeastern La. 1986) 2005 | 1 | 0 | 1 | 0 | 0 | 0 | 0 | 0 |
| TOTAL | 1 | 0 | 1 | 0 | 0 | 0 | 0 | 0 |

Southern U.

| | | | | | | | | |
|--|----------|----------|----------|----------|----------|----------|----------|----------|
| Carl Stewart (Grambling 1954) 1981 | 1 | 0 | 1 | 0 | 0 | 0 | 0 | 0 |
| Robert Hopkins (Grambling 1956) 1985 | 1 | 0 | 1 | 0 | 0 | 0 | 0 | 0 |
| Ben Jobe (Fisk 1956) 1987, 88, 89, 93 | 4 | 1 | 4 | 0 | 0 | 0 | 0 | 0 |
| Rob Spivery (Ashland 1972) 2006 | 1 | 0 | 1 | 0 | 0 | 0 | 0 | 0 |
| Roman Banks (Northwestern St. 1992) 2013, 16 | 2 | 0 | 2 | 0 | 0 | 0 | 0 | 0 |
| TOTAL | 9 | 1 | 9 | 0 | 0 | 0 | 0 | 0 |

Southern California*

| | | | | | | | | |
|--|---|---|---|---|---|---|---|---|
| Justin "Sam" Barry (Lawrence 1913) 1940-T3d | 1 | 1 | 1 | 0 | 0 | 1 | 0 | 0 |
| Forrest Twogood (Iowa 1929) 1954-4th, 60, 61 | 3 | 3 | 5 | 0 | 0 | 0 | 1 | 0 |
| Bob Boyd (Southern California 1953) 1979 | 1 | 1 | 1 | 0 | 0 | 0 | 0 | 0 |
| Stan Morrison (California 1962) 1982, 85 | 2 | 0 | 2 | 0 | 0 | 0 | 0 | 0 |

| | Yrs. | W | L | CH | 2d | 3d^ | 4th | RR |
|---|-----------|-----------|-----------|----------|----------|----------|----------|----------|
| George Raveling (Villanova 1960) 1991, 92 | 2 | 1 | 2 | 0 | 0 | 0 | 0 | 0 |
| Henry Bibby (UCLA 1972) 1997, 2001-RR, 02 | 3 | 3 | 3 | 0 | 0 | 0 | 0 | 1 |
| Tim Floyd (Louisiana Tech 1977) 2007, 08*, 09 | 3 | 3 | 3 | 0 | 0 | 0 | 0 | 0 |
| Kevin O'Neill (McGill 1979) 2011 | 1 | 0 | 1 | 0 | 0 | 0 | 0 | 0 |
| Andy Enfield (Johns Hopkins 1991) 2016, 17, 21-RR, 22, 23 | 5 | 5 | 5 | 0 | 0 | 0 | 0 | 1 |
| TOTAL | 21 | 17 | 23 | 0 | 0 | 1 | 1 | 2 |

Southern Ill.

| | | | | | | | | |
|--|-----------|----------|-----------|----------|----------|----------|----------|----------|
| Paul Lambert (William Jewell 1956) 1977 | 1 | 1 | 1 | 0 | 0 | 0 | 0 | 0 |
| Rich Herrin (McKendree 1956) 1993, 94, 95 | 3 | 0 | 3 | 0 | 0 | 0 | 0 | 0 |
| Bruce Weber (Milwaukee 1978) 2002, 03 | 2 | 2 | 2 | 0 | 0 | 0 | 0 | 0 |
| Matt Painter (Purdue 1994) 2004 | 1 | 0 | 1 | 0 | 0 | 0 | 0 | 0 |
| Chris Lowery (Southern Ill. 1995) 2005, 06, 07 | 3 | 3 | 3 | 0 | 0 | 0 | 0 | 0 |
| TOTAL | 10 | 6 | 10 | 0 | 0 | 0 | 0 | 0 |

Southern Miss.

| | | | | | | | | |
|---|----------|----------|----------|----------|----------|----------|----------|----------|
| M.K. Turk (West Ala. 1964) 1990, 91 | 2 | 0 | 2 | 0 | 0 | 0 | 0 | 0 |
| Larry Eustachy (Long Beach St. 1979) 2012 | 1 | 0 | 1 | 0 | 0 | 0 | 0 | 0 |
| TOTAL | 3 | 0 | 3 | 0 | 0 | 0 | 0 | 0 |

Southern Utah

| | | | | | | | | |
|--------------------------------------|----------|----------|----------|----------|----------|----------|----------|----------|
| Bill Evans (Southern Utah 1972) 2001 | 1 | 0 | 1 | 0 | 0 | 0 | 0 | 0 |
| TOTAL | 1 | 0 | 1 | 0 | 0 | 0 | 0 | 0 |

Springfield

| | | | | | | | | |
|--|----------|----------|----------|----------|----------|----------|----------|----------|
| Ed Hickox (Ohio Wesleyan 1905) 1940-RR | 1 | 0 | 1 | 0 | 0 | 0 | 0 | 1 |
| TOTAL | 1 | 0 | 1 | 0 | 0 | 0 | 0 | 1 |

St. Bonaventure

| | | | | | | | | |
|---|----------|----------|-----------|----------|----------|----------|----------|----------|
| Eddie Donovan (St. Bonaventure 1950) 1961 | 1 | 2 | 1 | 0 | 0 | 0 | 0 | 0 |
| Larry Weise (St. Bonaventure 1958) 1968, 70-4th | 2 | 4 | 4 | 0 | 0 | 0 | 1 | 0 |
| Jim Satalin (St. Bonaventure 1969) 1978 | 1 | 0 | 1 | 0 | 0 | 0 | 0 | 0 |
| Jim Baron (St. Bonaventure 1977) 2000 | 1 | 0 | 1 | 0 | 0 | 0 | 0 | 0 |
| Mark Schmidt (Boston College 1985) 2012, 18, 21 | 3 | 1 | 3 | 0 | 0 | 0 | 0 | 0 |
| TOTAL | 8 | 7 | 10 | 0 | 0 | 0 | 1 | 0 |

St. John's (NY)*

| | | | | | | | | |
|--|-----------|-----------|-----------|----------|----------|----------|----------|----------|
| Frank McGuire [St. John's (NY) 1936] 1951-RR, 52-2d | 2 | 5 | 2 | 0 | 1 | 0 | 0 | 1 |
| Joe Lapchick (No college) 1961 | 1 | 0 | 1 | 0 | 0 | 0 | 0 | 0 |
| Frank Mulzoff [St. John's (NY) 1951] 1973 | 1 | 0 | 1 | 0 | 0 | 0 | 0 | 0 |
| Lou Carnesecca [St. John's (NY) 1946] 1967, 68, 69, 76, 77, 78, 79-RR, 80, 82, 83, 84, 85-T3d, 86, 87, 88, 90, 91-RR, 92 | 18 | 17 | 20 | 0 | 0 | 1 | 0 | 2 |
| Brian Mahoney (Manhattan 1971) 1993 | 1 | 1 | 1 | 0 | 0 | 0 | 0 | 0 |
| Fran Frascilla (Brooklyn 1980) 1998 | 1 | 0 | 1 | 0 | 0 | 0 | 0 | 0 |
| Mike Jarvis (Northeastern 1968) 1999-RR, 2000, 02* | 3 | 4 | 3 | 0 | 0 | 0 | 0 | 1 |
| Steve Lavin (Chapman 1988) 2011, 15 | 2 | 0 | 2 | 0 | 0 | 0 | 0 | 0 |
| Chris Mullin (St. John's [NY] 1985) 2019 | 1 | 0 | 1 | 0 | 0 | 0 | 0 | 0 |
| TOTAL | 30 | 27 | 32 | 0 | 1 | 1 | 0 | 4 |

Stanford

| | | | | | | | | |
|--|-----------|-----------|-----------|----------|----------|----------|----------|----------|
| Everett Dean (Indiana 1921) 1942-CH | 1 | 3 | 0 | 1 | 0 | 0 | 0 | 0 |
| Mike Montgomery (Long Beach St. 1968) 1989, 92, 95, 96, 97, 98-T3d, 99,2000, 01-RR, 02, 03, 04 | 12 | 16 | 12 | 0 | 0 | 1 | 0 | 1 |
| Trent Johnson (Boise St. 1983) 2005, 07, 08 | 3 | 2 | 3 | 0 | 0 | 0 | 0 | 0 |
| Johnny Dawkins (Duke 1986) 2014 | 1 | 2 | 1 | 0 | 0 | 0 | 0 | 0 |
| TOTAL | 17 | 23 | 16 | 1 | 0 | 1 | 0 | 1 |

Stony Brook

| | | | | | | | | |
|--------------------------------|----------|----------|----------|----------|----------|----------|----------|----------|
| Steve Pikiell (Ohio 1995) 2016 | 1 | 0 | 1 | 0 | 0 | 0 | 0 | 0 |
| TOTAL | 1 | 0 | 1 | 0 | 0 | 0 | 0 | 0 |

Syracuse*

| | | | | | | | | |
|---|-----------|-----------|-----------|----------|----------|----------|----------|----------|
| Marc Guley (Syracuse 1936) 1957-RR | 1 | 2 | 1 | 0 | 0 | 0 | 0 | 1 |
| Fred Lewis (Eastern Ky. 1946) 1966-RR | 1 | 1 | 1 | 0 | 0 | 0 | 0 | 1 |
| Roy Danforth (Southern Miss. 1962) 1973, 74, 75-4th, 76 | 4 | 5 | 5 | 0 | 0 | 0 | 1 | 0 |
| Jim Boeheim (Syracuse 1966) 1977, 78, 79, 80, 83, 84, 85, 86, 87-2d, 88, 89-RR, 90, 91, 92, 94, 95, 96-2d, 98, 99, 2000, 01, 03-CH, 04, 05, 06, 09, 10, 11*, 12-RR*, 13-T3d, 14, 16-T3d, 18, 19, 21 | 35 | 62 | 34 | 1 | 2 | 2 | 0 | 2 |
| TOTAL | 41 | 70 | 41 | 1 | 2 | 2 | 1 | 4 |

TCU

| | | | | | | | | |
|--|-----------|----------|-----------|----------|----------|----------|----------|----------|
| Byron "Buster" Brannon (TCU 1933) 1952, 53, 59 | 3 | 3 | 3 | 0 | 0 | 0 | 0 | 0 |
| Johnny Swaim (TCU 1953) 1968-RR, 71 | 2 | 1 | 2 | 0 | 0 | 0 | 0 | 1 |
| Jim Killingsworth (Northeastern Okla. St. 1948) 1987 | 1 | 1 | 1 | 0 | 0 | 0 | 0 | 0 |
| Billy Tubbs (Lamar University 1958) 1998 | 1 | 0 | 1 | 0 | 0 | 0 | 0 | 0 |
| Jamie Dixon (TCU 1987) 2018, 22, 23 | 3 | 2 | 3 | 0 | 0 | 0 | 0 | 0 |
| TOTAL | 10 | 7 | 10 | 0 | 0 | 0 | 0 | 1 |

Temple

| | | | | | | | | |
|---|-----------|-----------|-----------|----------|----------|----------|----------|----------|
| Josh Cody (Vanderbilt 1920) 1944-RR | 1 | 1 | 1 | 0 | 0 | 0 | 0 | 1 |
| Harry Litwack (Temple 1930) 1956-3d, 58-3d, 64, 67, 70, 72 | 6 | 7 | 6 | 0 | 0 | 2 | 0 | 0 |
| Don Casey (Temple 1970) 1979 | 1 | 0 | 1 | 0 | 0 | 0 | 0 | 0 |
| John Chaney (Bethune-Cookman 1955) 1984, 85, 86, 87, 88-RR, 90, 91-RR, 92, 93-RR, 94, 95, 96, 97, 98, 99-RR, 2000,01-RR | 17 | 23 | 17 | 0 | 0 | 0 | 0 | 5 |
| Fran Dunphy (La Salle 1970) 2008, 09, 10,11, 12, 13, 16, 19 | 8 | 2 | 8 | 0 | 0 | 0 | 0 | 0 |
| TOTAL | 33 | 33 | 33 | 0 | 0 | 2 | 0 | 6 |

Tennessee

| | | | | | | | | |
|---|-----------|-----------|-----------|----------|----------|----------|----------|----------|
| Ramon "Ray" Mears [Miami (OH) 1949] 1967, 76, 77 | 3 | 0 | 4 | 0 | 0 | 0 | 0 | 0 |
| Don DeVoe (Ohio St. 1964) 1979, 80, 81, 82, 83, 89 | 6 | 5 | 6 | 0 | 0 | 0 | 0 | 0 |
| Jerry Green (App State 1968) 1998, 99, 2000, 01 | 4 | 3 | 4 | 0 | 0 | 0 | 0 | 0 |
| Bruce Pearl (Boston College 1982) 2006, 07, 08, 09, 10-RR, 11 | 6 | 8 | 6 | 0 | 0 | 0 | 0 | 1 |
| Cuonzo Martin (Purdue 2000) 2014 | 1 | 3 | 1 | 0 | 0 | 0 | 0 | 0 |
| Rick Barnes (Lenoir-Rhyne 1977) 2018, 19, 21, 22, 23 | 5 | 6 | 5 | 0 | 0 | 0 | 0 | 0 |
| TOTAL | 25 | 25 | 26 | 0 | 0 | 0 | 0 | 1 |

Tennessee St.

| | | | | | | | | |
|---------------------------------------|----------|----------|----------|----------|----------|----------|----------|----------|
| Frankie Allen (Roanoke 1971) 1993, 94 | 2 | 0 | 2 | 0 | 0 | 0 | 0 | 0 |
| TOTAL | 2 | 0 | 2 | 0 | 0 | 0 | 0 | 0 |

Tennessee Tech

| | | | | | | | | |
|---|----------|----------|----------|----------|----------|----------|----------|----------|
| Johnny Oldham (Western Ky. 1948) 1958, 63 | 2 | 0 | 2 | 0 | 0 | 0 | 0 | 0 |
| TOTAL | 2 | 0 | 2 | 0 | 0 | 0 | 0 | 0 |

Texas

| | | | | | | | | |
|--|----|----|----|---|---|---|---|---|
| H.C. "Bully" Gilstrap (Texas 1922) 1943-T3d | 1 | 1 | 1 | 0 | 0 | 1 | 0 | 0 |
| Jack Gray (Texas 1935) 1939-RR, 47-3d | 2 | 2 | 3 | 0 | 0 | 1 | 0 | 1 |
| Harold Bradley (Hartwick 1934) 1960, 63 | 2 | 2 | 3 | 0 | 0 | 0 | 0 | 0 |
| Leon Black (Texas 1953) 1972, 74 | 2 | 1 | 3 | 0 | 0 | 0 | 0 | 0 |
| A.E. "Abe" Lemons (Oklahoma City 1949) 1979 | 1 | 0 | 1 | 0 | 0 | 0 | 0 | 0 |
| Tom Penders (UConn 1967) 1989, 90-RR, 91, 92, 94, 95, 96, 97 | 8 | 10 | 8 | 0 | 0 | 0 | 0 | 1 |
| Rick Barnes (Lenoir-Rhyne 1977) 1999,2000, 01, 02, 03-T3d, 04, 05, 06-RR, 07 08-RR, 09, 10, 11, 12, 14, 15 | 16 | 19 | 16 | 0 | 0 | 1 | 0 | 2 |

| | Yrs. | W | L | CH | 2d | 3d^ | 4th | RR |
|--|-----------|-----------|-----------|----------|----------|----------|----------|----------|
| Shaka Smart (Kenyon 1999) 2016, 18, 21 | 3 | 0 | 3 | 0 | 0 | 0 | 0 | 0 |
| Chris Beard (Texas 1995) 2022 | 1 | 1 | 1 | 0 | 0 | 0 | 0 | 0 |
| Rodney Terry (St. Edward's 1990) 2023 | 1 | 3 | 1 | 0 | 0 | 0 | 0 | 1 |
| TOTAL | 37 | 39 | 40 | 0 | 0 | 3 | 0 | 5 |

Texas A&M

| | | | | | | | | |
|--|-----------|-----------|-----------|----------|----------|----------|----------|----------|
| John Floyd (Oklahoma St. 1941) 1951 | 1 | 0 | 1 | 0 | 0 | 0 | 0 | 0 |
| Shelby Metcalf (Tex. A&M-Commerce 1953) 1964, 69, 75, 80, 87 | 5 | 3 | 6 | 0 | 0 | 0 | 0 | 0 |
| Billy Gillispie (Texas St. 1983) 2006, 07 | 2 | 3 | 2 | 0 | 0 | 0 | 0 | 0 |
| Mark Turgeon (Kansas 1987) 2008, 09, 10, 11 | 4 | 3 | 4 | 0 | 0 | 0 | 0 | 0 |
| Billy Kennedy (Southeastern La. 1986) 2016, 18 | 2 | 4 | 2 | 0 | 0 | 0 | 0 | 0 |
| Buzz Williams (Oklahoma City 1994) 2023 | 1 | 0 | 1 | 0 | 0 | 0 | 0 | 0 |
| TOTAL | 15 | 13 | 16 | 0 | 0 | 0 | 0 | 0 |

Texas Southern

| | | | | | | | | |
|--|-----------|----------|-----------|----------|----------|----------|----------|----------|
| Robert Moreland (Tougaloo 1962) 1990, 94, 95 | 3 | 0 | 3 | 0 | 0 | 0 | 0 | 0 |
| Ronnie Courtney (McMurry 1981) 2003 | 1 | 0 | 1 | 0 | 0 | 0 | 0 | 0 |
| Mike Davis (Thomas Edison St. 2000) 2014, 15, 17, 18 | 4 | 1 | 4 | 0 | 0 | 0 | 0 | 0 |
| Johnny Jones (LSU 1985) 2021, 22, 23 | 3 | 2 | 3 | 0 | 0 | 0 | 0 | 0 |
| TOTAL | 11 | 3 | 11 | 0 | 0 | 0 | 0 | 0 |

Texas St.

| | | | | | | | | |
|---|----------|----------|----------|----------|----------|----------|----------|----------|
| Jim Wooldridge (Louisiana Tech 1977) 1994 | 1 | 0 | 1 | 0 | 0 | 0 | 0 | 0 |
| Mike Miller (Tex. A&M-Commerce 1987) 1997 | 1 | 0 | 1 | 0 | 0 | 0 | 0 | 0 |
| TOTAL | 2 | 0 | 2 | 0 | 0 | 0 | 0 | 0 |

Texas Tech*

| | | | | | | | | |
|---|-----------|-----------|-----------|----------|----------|----------|----------|----------|
| Polk Robison (Texas Tech 1935) 1954, 56, 61 | 3 | 1 | 3 | 0 | 0 | 0 | 0 | 0 |
| Gene Gibson (Texas Tech 1950) 1962 | 1 | 1 | 2 | 0 | 0 | 0 | 0 | 0 |
| Gerald Myers (Texas Tech 1959) 1973, 76, 85, 86 | 4 | 1 | 4 | 0 | 0 | 0 | 0 | 0 |
| James Dickey (Central Ark. 1976) 1993, 96* | 2 | 2 | 2 | 0 | 0 | 0 | 0 | 0 |
| Bob Knight (Ohio St. 1962) 2002, 04, 05, 07 | 4 | 3 | 4 | 0 | 0 | 0 | 0 | 0 |
| Tubby Smith (High Point 1973) 2016 | 1 | 0 | 1 | 0 | 0 | 0 | 0 | 0 |
| Chris Beard (Texas 1995) 2018, 19-2d, 21 | 3 | 9 | 3 | 0 | 1 | 0 | 0 | 1 |
| Mark Adams (Texas Tech 1979) 2022 | 1 | 2 | 1 | 0 | 0 | 0 | 0 | 0 |
| TOTAL | 19 | 19 | 20 | 0 | 1 | 0 | 0 | 1 |

Toledo

| | | | | | | | | |
|--|----------|----------|----------|----------|----------|----------|----------|----------|
| Jerry Bush [St. John's (NY) 1938] 1954 | 1 | 0 | 1 | 0 | 0 | 0 | 0 | 0 |
| Bob Nichols (Toledo 1953) 1967, 79, 80 | 3 | 1 | 3 | 0 | 0 | 0 | 0 | 0 |
| TOTAL | 4 | 1 | 4 | 0 | 0 | 0 | 0 | 0 |

Towson

| | | | | | | | | |
|--------------------------------------|----------|----------|----------|----------|----------|----------|----------|----------|
| Terry Truax (Maryland 1968) 1990, 91 | 2 | 0 | 2 | 0 | 0 | 0 | 0 | 0 |
| TOTAL | 2 | 0 | 2 | 0 | 0 | 0 | 0 | 0 |

Trinity (TX)

| | | | | | | | | |
|---------------------------------|----------|----------|----------|----------|----------|----------|----------|----------|
| Bob Polk (Evansville 1939) 1969 | 1 | 0 | 1 | 0 | 0 | 0 | 0 | 0 |
| TOTAL | 1 | 0 | 1 | 0 | 0 | 0 | 0 | 0 |

Troy

| | | | | | | | | |
|--|----------|----------|----------|----------|----------|----------|----------|----------|
| Don Maestri (Southern Miss. 1968) 2003 | 1 | 0 | 1 | 0 | 0 | 0 | 0 | 0 |
| Phil Cunningham (Campbellsville 1990) 2017 | 1 | 0 | 1 | 0 | 0 | 0 | 0 | 0 |
| TOTAL | 2 | 0 | 2 | 0 | 0 | 0 | 0 | 0 |

Tufts

| | | | | | | | | |
|--------------------------------------|----------|----------|----------|----------|----------|----------|----------|----------|
| Richard Cochran (Tufts 1934) 1945-RR | 1 | 0 | 2 | 0 | 0 | 0 | 0 | 1 |
| TOTAL | 1 | 0 | 2 | 0 | 0 | 0 | 0 | 1 |

Tulane

| | | | | | | | | |
|--|----------|----------|----------|----------|----------|----------|----------|----------|
| Perry Clark (Gettysburg 1974) 1992, 93, 95 | 3 | 3 | 3 | 0 | 0 | 0 | 0 | 0 |
| TOTAL | 3 | 3 | 3 | 0 | 0 | 0 | 0 | 0 |

Tulsa

| | | | | | | | | |
|---|-----------|-----------|-----------|----------|----------|----------|----------|----------|
| Clarence Iba (Panhandle St. 1936) 1955 | 1 | 1 | 1 | 0 | 0 | 0 | 0 | 0 |
| Nolan Richardson (UTEP 1965) 1982, 84, 85 | 3 | 0 | 3 | 0 | 0 | 0 | 0 | 0 |
| J.D. Barnett (Winona St. 1966) 1986, 87 | 2 | 0 | 2 | 0 | 0 | 0 | 0 | 0 |
| Tubby Smith (High Point 1973) 1994, 95 | 2 | 4 | 2 | 0 | 0 | 0 | 0 | 0 |
| Steve Robinson (Radford 1981) 1996, 97 | 2 | 1 | 2 | 0 | 0 | 0 | 0 | 0 |
| Bill Self (Oklahoma St. 1985) 1999, 2000-RR | 2 | 4 | 2 | 0 | 0 | 0 | 0 | 1 |
| John Phillips (Oklahoma St. 1973) 2002,03 | 2 | 2 | 2 | 0 | 0 | 0 | 0 | 0 |
| Danny Manning (Kansas 1991) 2014 | 1 | 0 | 1 | 0 | 0 | 0 | 0 | 0 |
| Frank Haith (Elon 1988) 2016 | 1 | 0 | 1 | 0 | 0 | 0 | 0 | 0 |
| TOTAL | 16 | 12 | 16 | 0 | 0 | 0 | 0 | 1 |

UAB

| | | | | | | | | |
|---|-----------|-----------|-----------|----------|----------|----------|----------|----------|
| Gene Bartow (Truman 1953) 1981, 82-RR, 83, 84, 85, 86, 87, 90, 94 | 9 | 6 | 9 | 0 | 0 | 0 | 0 | 1 |
| Murry Bartow (UAB 1985) 1999 | 1 | 0 | 1 | 0 | 0 | 0 | 0 | 0 |
| Mike Anderson (Tulsa 1982) 2004, 05, 06 | 3 | 3 | 3 | 0 | 0 | 0 | 0 | 0 |
| Mike Davis (Alabama 1983) 2011 | 1 | 0 | 1 | 0 | 0 | 0 | 0 | 0 |
| Jerod Haase (Kansas 1997) 2015 | 1 | 1 | 1 | 0 | 0 | 0 | 0 | 0 |
| Andy Kennedy (UAB 1991) 2022 | 1 | 0 | 1 | 0 | 0 | 0 | 0 | 0 |
| TOTAL | 16 | 10 | 16 | 0 | 0 | 0 | 0 | 1 |

UC Davis

| | | | | | | | | |
|-----------------------------|----------|----------|----------|----------|----------|----------|----------|----------|
| Jim Les (Bradley 1986) 2017 | 1 | 1 | 1 | 0 | 0 | 0 | 0 | 0 |
| TOTAL | 1 | 1 | 1 | 0 | 0 | 0 | 0 | 0 |

UC Irvine

| | | | | | | | | |
|---|----------|----------|----------|----------|----------|----------|----------|----------|
| Russell Turner (Hampden-Sydney 1992) 2015, 19 | 2 | 1 | 2 | 0 | 0 | 0 | 0 | 0 |
| TOTAL | 2 | 1 | 2 | 0 | 0 | 0 | 0 | 0 |

UC Santa Barbara

| | | | | | | | | |
|--|----------|----------|----------|----------|----------|----------|----------|----------|
| Jerry Pimm (Southern California 1961) 1988, 90 | 2 | 1 | 2 | 0 | 0 | 0 | 0 | 0 |
| Bob Williams (San Jose St. 1975) 2002, 10, 11 | 3 | 0 | 3 | 0 | 0 | 0 | 0 | 0 |
| Joe Pasternack (Indiana 1999) 2021, 23 | 2 | 0 | 2 | 0 | 0 | 0 | 0 | 0 |
| TOTAL | 7 | 1 | 7 | 0 | 0 | 0 | 0 | 0 |

UCF

| | | | | | | | | |
|--|----------|----------|----------|----------|----------|----------|----------|----------|
| Kirk Speraw (Iowa 1980) 1994, 96, 2004, 05 | 4 | 0 | 4 | 0 | 0 | 0 | 0 | 0 |
| Johnny Dawkins (Duke 1986) 2019 | 1 | 1 | 1 | 0 | 0 | 0 | 0 | 0 |
| TOTAL | 5 | 1 | 5 | 0 | 0 | 0 | 0 | 0 |

UCLA*

| | | | | | | | | |
|--|-----------|------------|-----------|-----------|----------|----------|----------|----------|
| John Wooden (Purdue 1932) 1950-RR, 52, 56, 62-4th, 63, 64-CH, 65-CH, 67-CH, 68-CH, 69-CH, 70-CH, 71-CH, 72-CH, 73-CH, 74-3d, 75-CH | 16 | 47 | 10 | 10 | 0 | 1 | 1 | 1 |
| Gene Bartow (Truman 1953) 1976-3d, 77 | 2 | 5 | 2 | 0 | 0 | 1 | 0 | 0 |
| Gary Cunningham (UCLA 1962) 1978, 79-RR | 2 | 3 | 2 | 0 | 0 | 0 | 0 | 1 |
| Larry Brown (North Carolina 1963) 1980-2d*, 81 | 2 | 5 | 2 | 0 | 1 | 0 | 0 | 0 |
| Larry Farmer (UCLA 1973) 1983 | 1 | 0 | 1 | 0 | 0 | 0 | 0 | 0 |
| Walt Hazzard (UCLA 1964) 1987 | 1 | 1 | 1 | 0 | 0 | 0 | 0 | 0 |
| Jim Harrick [Charleston (WV) 1960] 1989, 90, 91, 92-RR, 93, 94, 95-CH, 96 | 8 | 13 | 7 | 1 | 0 | 0 | 0 | 1 |
| Steve Lavin (Chapman 1988) 1997-RR, 98, 99*, 2000, 01, 02 | 6 | 11 | 6 | 0 | 0 | 0 | 0 | 1 |
| Ben Howland (Weber St. 1979) 2005, 06-2d, 07-T3d, 08-T3d, 09, 11, 13 | 7 | 15 | 7 | 0 | 1 | 2 | 0 | 0 |
| Steve Alford (Indiana 1987) 2014, 15, 17, 18 | 4 | 6 | 4 | 0 | 0 | 0 | 0 | 0 |
| Mick Cronin (Cincinnati 1997) 2021-T3d, 22, 23 | 3 | 9 | 3 | 0 | 0 | 1 | 0 | 0 |
| TOTAL | 52 | 115 | 45 | 11 | 2 | 5 | 1 | 4 |

UConn*

| | | | | | | | | |
|--|---|---|---|---|---|---|---|---|
| Hugh Greer (UConn 1926) 1951, 54, 56, 57, 58, 59, 60 | 7 | 1 | 8 | 0 | 0 | 0 | 0 | 0 |
|--|---|---|---|---|---|---|---|---|

| | Yrs. | W | L | CH | 2d | 3d^ | 4th | RR |
|---|-----------|-----------|-----------|----------|----------|----------|----------|----------|
| George Wigton (Ohio St. 1956) 1963 | 1 | 0 | 1 | 0 | 0 | 0 | 0 | 0 |
| Fred Shabel (Duke 1954) 1964-RR, 65, 67 | 3 | 2 | 3 | 0 | 0 | 0 | 0 | 1 |
| Donald "Dee" Rowe (Middlebury 1952) 1976 | 1 | 1 | 1 | 0 | 0 | 0 | 0 | 0 |
| Dom Perno (UConn 1964) 1979 | 1 | 0 | 1 | 0 | 0 | 0 | 0 | 0 |
| Jim Calhoun (American Int'l 1968) 1990-RR, 91, 92, 94, 95-RR, 96*, 98-RR, 99-CH, 2000, 02-RR, 03, 04-CH, 05, 06-RR, 08, 09-T3d, 11-CH, 12 | 18 | 48 | 15 | 3 | 0 | 1 | 0 | 5 |
| Kevin Ollie (UConn 1995) 2014-CH, 16 | 2 | 7 | 1 | 1 | 0 | 0 | 0 | 0 |
| Dan Hurley (Seton Hall 1996) 2021, 22, 23-CH | 3 | 6 | 3 | 1 | 0 | 0 | 0 | 0 |
| TOTAL | 36 | 65 | 33 | 5 | 0 | 1 | 0 | 6 |

UIC

| | | | | | | | | |
|--|----------|----------|----------|----------|----------|----------|----------|----------|
| Jimmy Collins (New Mexico St. 1970) 1998, 2002, 04 | 3 | 0 | 3 | 0 | 0 | 0 | 0 | 0 |
| TOTAL | 3 | 0 | 3 | 0 | 0 | 0 | 0 | 0 |

ULM

| | | | | | | | | |
|--|----------|----------|----------|----------|----------|----------|----------|----------|
| Mike Vining (La.-Monroe 1967) 1982, 86, 90, 91, 92, 93, 96 | 7 | 0 | 7 | 0 | 0 | 0 | 0 | 0 |
| TOTAL | 7 | 0 | 7 | 0 | 0 | 0 | 0 | 0 |

UMBC

| | | | | | | | | |
|--------------------------------------|----------|----------|----------|----------|----------|----------|----------|----------|
| Randy Monroe (Cheyney 1987) 2008 | 1 | 0 | 1 | 0 | 0 | 0 | 0 | 0 |
| Ryan Odom (Hampden-Sydney 1996) 2018 | 1 | 1 | 1 | 0 | 0 | 0 | 0 | 0 |
| TOTAL | 2 | 1 | 2 | 0 | 0 | 0 | 0 | 0 |

UNC Asheville

| | | | | | | | | |
|---|----------|----------|----------|----------|----------|----------|----------|----------|
| Eddie Biedenbach (North Carolina St. 1968) 2003, 11, 12 | 3 | 2 | 3 | 0 | 0 | 0 | 0 | 0 |
| Nick McDevitt (UNC Asheville 2001) 2016 | 1 | 0 | 1 | 0 | 0 | 0 | 0 | 0 |
| Mike Morrell (Milligan 2005) 2023 | 1 | 0 | 1 | 0 | 0 | 0 | 0 | 0 |
| TOTAL | 5 | 2 | 5 | 0 | 0 | 0 | 0 | 0 |

UNC Greensboro

| | | | | | | | | |
|---|----------|----------|----------|----------|----------|----------|----------|----------|
| Randy Peele (Va. Wesleyan 1980) 1996 | 1 | 0 | 1 | 0 | 0 | 0 | 0 | 0 |
| Fran McCaffery (Penn 1982) 2001 | 1 | 0 | 1 | 0 | 0 | 0 | 0 | 0 |
| Wes Miller (North Carolina 2007) 2018, 21 | 2 | 0 | 2 | 0 | 0 | 0 | 0 | 0 |
| TOTAL | 4 | 0 | 4 | 0 | 0 | 0 | 0 | 0 |

UNCW

| | | | | | | | | |
|--|----------|----------|----------|----------|----------|----------|----------|----------|
| Jerry Wainwright (Colorado Col. 1968) 2000, 02 | 2 | 1 | 2 | 0 | 0 | 0 | 0 | 0 |
| Brad Brownell (DePauw 1991) 2003, 06 | 2 | 0 | 2 | 0 | 0 | 0 | 0 | 0 |
| Kevin Keatts (Ferrum 1995) 2016, 17 | 2 | 0 | 2 | 0 | 0 | 0 | 0 | 0 |
| TOTAL | 6 | 1 | 6 | 0 | 0 | 0 | 0 | 0 |

UNI

| | | | | | | | | |
|---|----------|----------|----------|----------|----------|----------|----------|----------|
| Eldon Miller (Wittenberg 1961) 1990 | 1 | 1 | 1 | 0 | 0 | 0 | 0 | 0 |
| Greg McDermott (UNI 1988) 2004, 05, 06 | 3 | 0 | 3 | 0 | 0 | 0 | 0 | 0 |
| Ben Jacobson (North Dakota 1994) 2009, 10, 15, 16 | 4 | 4 | 4 | 0 | 0 | 0 | 0 | 0 |
| TOTAL | 8 | 5 | 8 | 0 | 0 | 0 | 0 | 0 |

UNLV

| | | | | | | | | |
|---|-----------|-----------|-----------|----------|----------|----------|----------|----------|
| Jerry Tarkanian (Fresno St. 1956) 1975, 76, 77-3d, 83, 84, 85, 86, 87-T3d, 88, 89-RR, 90-CH, 91-T3d | 12 | 30 | 11 | 1 | 0 | 3 | 0 | 1 |
| Bill Bayno (Sacred Heart 1985) 1998, 2000 | 2 | 0 | 2 | 0 | 0 | 0 | 0 | 0 |
| Lon Kruger (Kansas St. 1974) 2007, 08, 10, 11 | 4 | 3 | 4 | 0 | 0 | 0 | 0 | 0 |
| Dave Rice (UNLV 1991) 2012, 13 | 2 | 0 | 2 | 0 | 0 | 0 | 0 | 0 |
| TOTAL | 20 | 33 | 19 | 1 | 0 | 3 | 0 | 1 |

UT Arlington

| | | | | | | | | |
|--------------------------------------|----------|----------|----------|----------|----------|----------|----------|----------|
| Scott Cross (UT Arlington 1998) 2008 | 1 | 0 | 1 | 0 | 0 | 0 | 0 | 0 |
| TOTAL | 1 | 0 | 1 | 0 | 0 | 0 | 0 | 0 |

Utah

| | | | | | | | | |
|---|---|---|---|---|---|---|---|---|
| Vadal Petersen (Utah 1920) 1944-CH, 45-RR | 2 | 3 | 2 | 1 | 0 | 0 | 0 | 1 |
| Jack Gardner (Southern California 1932) 1955, 56-RR, 59, 60, 61-4th, 66-4th | 6 | 8 | 9 | 0 | 0 | 0 | 2 | 1 |

| | Yrs. | W | L | CH | 2d | 3d^ | 4th | RR |
|--|-----------|-----------|-----------|----------|----------|----------|----------|----------|
| Jerry Pimm (Southern California 1960) 1977, 78, 79, 81, 83 | 5 | 5 | 5 | 0 | 0 | 0 | 0 | 0 |
| Lynn Archibald (Fresno St. 1968) 1986 | 1 | 0 | 1 | 0 | 0 | 0 | 0 | 0 |
| Rick Majerus (Marquette 1970) 1991, 93, 95, 96, 97-RR, 98-2d, 99, 2000, 02, 03 | 10 | 17 | 10 | 0 | 1 | 0 | 0 | 1 |
| Kerry Rupp (Southern Utah 1977) 2004 | 1 | 0 | 1 | 0 | 0 | 0 | 0 | 0 |
| Ray Giacoletti (Minot St. 1985) 2005 | 1 | 2 | 1 | 0 | 0 | 0 | 0 | 0 |
| Jim Boylen (Maine 1987) 2009 | 1 | 0 | 1 | 0 | 0 | 0 | 0 | 0 |
| Larry Krystkowiak (Montana 1996) 2015, 16 | 2 | 3 | 2 | 0 | 0 | 0 | 0 | 0 |
| TOTAL | 29 | 38 | 32 | 1 | 1 | 0 | 2 | 3 |

Utah St.

| | | | | | | | | |
|--|-----------|----------|-----------|----------|----------|----------|----------|----------|
| E.L. "Dick" Romney (Utah 1917) 1939-RR | 1 | 1 | 1 | 0 | 0 | 0 | 0 | 1 |
| Ladell Andersen (Utah St. 1951) 1962, 63, 64, 70-RR, 71 | 5 | 4 | 7 | 0 | 0 | 0 | 0 | 1 |
| Gordon "Dutch" Belnap (Utah St. 1958) 1975, 79 | 2 | 0 | 2 | 0 | 0 | 0 | 0 | 0 |
| Rod Tueller (Utah St. 1959) 1980, 83, 88 | 3 | 0 | 3 | 0 | 0 | 0 | 0 | 0 |
| Larry Eustachy (Long Beach St. 1979) 1998 | 1 | 0 | 1 | 0 | 0 | 0 | 0 | 0 |
| Stew Morrill (Gonzaga 1974) 2000, 01, 03, 05, 06, 09, 10, 11 | 8 | 1 | 8 | 0 | 0 | 0 | 0 | 0 |
| Craig Smith (North Dakota 1996) 2019, 21 | 2 | 0 | 2 | 0 | 0 | 0 | 0 | 0 |
| Ryan Odom (Hampden-Sydney 1996) 2023 | 1 | 0 | 1 | 0 | 0 | 0 | 0 | 0 |
| TOTAL | 23 | 6 | 25 | 0 | 0 | 0 | 0 | 2 |

UTEP

| | | | | | | | | |
|---|-----------|-----------|-----------|----------|----------|----------|----------|----------|
| Don Haskins (Oklahoma St. 1953) 1963, 64, 66-CH, 67, 70, 75, 84, 85, 86, 87, 88, 89, 90, 92 | 14 | 14 | 13 | 1 | 0 | 0 | 0 | 0 |
| Billy Gillispie (Texas St. 1983) 2004 | 1 | 0 | 1 | 0 | 0 | 0 | 0 | 0 |
| Doc Sadler (Arkansas 1982) 2005 | 1 | 0 | 1 | 0 | 0 | 0 | 0 | 0 |
| Tony Barbee (Massachusetts 1993) 2010 | 1 | 0 | 1 | 0 | 0 | 0 | 0 | 0 |
| TOTAL | 17 | 14 | 16 | 1 | 0 | 0 | 0 | 0 |

UTSA

| | | | | | | | | |
|--|----------|----------|----------|----------|----------|----------|----------|----------|
| Ken Burmeister [St. Mary's (TX) 1971] 1988 | 1 | 0 | 1 | 0 | 0 | 0 | 0 | 0 |
| Tim Carter (Kansas 1979) 1999, 2004 | 2 | 0 | 2 | 0 | 0 | 0 | 0 | 0 |
| Brooks Thompson (Oklahoma St. 1994) 2011 | 1 | 1 | 1 | 0 | 0 | 0 | 0 | 0 |
| TOTAL | 4 | 1 | 4 | 0 | 0 | 0 | 0 | 0 |

Valparaiso

| | | | | | | | | |
|---|----------|----------|----------|----------|----------|----------|----------|----------|
| Homer Drew (William Jewell 1966) 1996, 97, 98, 99, 2000, 02, 04 | 7 | 2 | 7 | 0 | 0 | 0 | 0 | 0 |
| Bryce Drew (Valparaiso 1998) 2013, 15 | 2 | 0 | 2 | 0 | 0 | 0 | 0 | 0 |
| TOTAL | 9 | 2 | 9 | 0 | 0 | 0 | 0 | 0 |

Vanderbilt

| | | | | | | | | |
|--|-----------|-----------|-----------|----------|----------|----------|----------|----------|
| Roy Skinner (Presbyterian 1952) 1965-RR, 74 | 2 | 1 | 3 | 0 | 0 | 0 | 0 | 1 |
| C.M. Newton (Kentucky 1952) 1988, 89 | 2 | 2 | 2 | 0 | 0 | 0 | 0 | 0 |
| Eddie Fogler (North Carolina 1970) 1991, 93 | 2 | 2 | 2 | 0 | 0 | 0 | 0 | 0 |
| Jan van Breda Kolff (Vanderbilt 1974) 1997 | 1 | 0 | 1 | 0 | 0 | 0 | 0 | 0 |
| Kevin Stallings (Purdue 1982) 2004, 07, 08, 10, 11, 12 | 6 | 5 | 6 | 0 | 0 | 0 | 0 | 0 |
| Bryce Drew (Valparaiso 1998) 2016, 17 | 2 | 0 | 2 | 0 | 0 | 0 | 0 | 0 |
| TOTAL | 15 | 10 | 16 | 0 | 0 | 0 | 0 | 1 |

VCU#

| | | | | | | | | |
|---|---|---|---|---|---|---|---|---|
| J.D. Barnett (Winona St. 1966) 1980, 81, 83, 84, 85 | 5 | 4 | 5 | 0 | 0 | 0 | 0 | 0 |
| Sonny Smith (Milligan 1958) 1996 | 1 | 0 | 1 | 0 | 0 | 0 | 0 | 0 |
| Jeff Capel III (Duke 1997) 2004 | 1 | 0 | 1 | 0 | 0 | 0 | 0 | 0 |
| Anthony Grant (Dayton 1983) 2007, 09 | 2 | 1 | 2 | 0 | 0 | 0 | 0 | 0 |
| Shaka Smart (Kenyon 1999) 2011-T3d, 12, 13, 14, 15 | 5 | 7 | 5 | 0 | 0 | 1 | 0 | 0 |
| Will Wade (Clemson 2005) 2016, 17 | 2 | 1 | 2 | 0 | 0 | 0 | 0 | 0 |

| | Yrs. | W | L | CH | 2d | 3d^ | 4th | RR |
|--|-----------|-----------|-----------|----------|----------|----------|----------|----------|
| Mike Rhoades (Lebanon Valley 1995) 2019, 21, 23 | 3 | 0 | 2 | 0 | 0 | 0 | 0 | 0 |
| TOTAL | 19 | 13 | 18 | 0 | 0 | 1 | 0 | 0 |

Vermont

| | | | | | | | | |
|---|----------|----------|----------|----------|----------|----------|----------|----------|
| Tom Brennan (Georgia 1971) 2003, 04, 05 | 3 | 1 | 3 | 0 | 0 | 0 | 0 | 0 |
| Mike Lonergan (Catholic 1988) 2010 | 1 | 0 | 1 | 0 | 0 | 0 | 0 | 0 |
| John Becker (Catholic 1990) 2012, 17, 19, 22, 23 | 5 | 1 | 5 | 0 | 0 | 0 | 0 | 0 |
| TOTAL | 9 | 2 | 9 | 0 | 0 | 0 | 0 | 0 |

Villanova*

| | | | | | | | | |
|--|-----------|-----------|-----------|----------|----------|----------|----------|----------|
| Alex Severance (Villanova 1929) 1939- T3d, 49-RR, 51, 55 | 4 | 4 | 4 | 0 | 0 | 1 | 0 | 1 |
| Jack Kraft (Saint Joseph's 1942) 1962- RR, 64, 69, 70-RR, 71-2d*, 72 | 6 | 11 | 7 | 0 | 1 | 0 | 0 | 2 |
| Rollie Massimino (Vermont 1956) 1978- RR, 80, 81, 82-RR, 83-RR, 84, 85-CH, 86, 88-RR, 90, 91 | 11 | 20 | 10 | 1 | 0 | 0 | 0 | 4 |
| Steve Lappas (CCNY 1977) 1995, 96, 97, 99 | 4 | 2 | 4 | 0 | 0 | 0 | 0 | 0 |
| Jay Wright (Bucknell 1983) 2005, 06-RR, 07, 08, 09-T3d, 10, 11, 13, 14, 15, 16-CH, 17, 18-CH, 19, 21, 22-T3d | 16 | 34 | 14 | 2 | 0 | 2 | 0 | 1 |
| TOTAL | 41 | 71 | 39 | 3 | 1 | 3 | 0 | 8 |

Virginia

| | | | | | | | | |
|---|-----------|-----------|-----------|----------|----------|----------|----------|----------|
| Terry Holland (Davidson 1964) 1976, 81-3d, 82, 83-RR, 84-T3d, 86, 87, 89-RR, 90 | 9 | 15 | 9 | 0 | 0 | 2 | 0 | 2 |
| Jeff Jones (Virginia 1982) 1991, 93, 94, 95-RR, 97 | 5 | 6 | 5 | 0 | 0 | 0 | 0 | 1 |
| Pete Gillen (Fairfield 1968) 2001 | 1 | 0 | 1 | 0 | 0 | 0 | 0 | 0 |
| Dave Leitao (Northeastern 1983) 2007 | 1 | 1 | 1 | 0 | 0 | 0 | 0 | 0 |
| Tony Bennett (Green Bay 1992) 2012, 14, 15, 16-RR, 17, 18, 19-CH, 21, 23 | 9 | 13 | 8 | 1 | 0 | 0 | 0 | 1 |
| TOTAL | 25 | 35 | 24 | 1 | 0 | 2 | 0 | 4 |

Virginia Tech

| | | | | | | | | |
|--|-----------|----------|-----------|----------|----------|----------|----------|----------|
| Howard Shannon (Kansas St. 1948) 1967-RR | 1 | 2 | 1 | 0 | 0 | 0 | 0 | 1 |
| Don DeVoe (Ohio St. 1964) 1976 | 1 | 0 | 1 | 0 | 0 | 0 | 0 | 0 |
| Charles Moir (App State 1952) 1979, 80, 85, 86 | 4 | 2 | 4 | 0 | 0 | 0 | 0 | 0 |
| Bill C. Foster (Carson-Newman 1958) 1996 | 1 | 1 | 1 | 0 | 0 | 0 | 0 | 0 |
| Seth Greenberg (Fairleigh Dickinson 1978) 2007 | 1 | 1 | 1 | 0 | 0 | 0 | 0 | 0 |
| Buzz Williams (Oklahoma City 1994) 2017, 18, 19 | 3 | 2 | 3 | 0 | 0 | 0 | 0 | 0 |
| Mike Young (Emory & Henry 1986) 2021, 22 | 2 | 0 | 2 | 0 | 0 | 0 | 0 | 0 |
| TOTAL | 13 | 8 | 13 | 0 | 0 | 0 | 0 | 1 |

VMI

| | | | | | | | | |
|---|----------|----------|----------|----------|----------|----------|----------|----------|
| Louis "Weenie" Miller (Richmond 1947) 1964 | 1 | 0 | 1 | 0 | 0 | 0 | 0 | 0 |
| Bill Blair (VMI 1964) 1976-RR | 1 | 2 | 1 | 0 | 0 | 0 | 0 | 1 |
| Charlie Schmaus (VMI 1966) 1977 | 1 | 1 | 1 | 0 | 0 | 0 | 0 | 0 |
| TOTAL | 3 | 3 | 3 | 0 | 0 | 0 | 0 | 1 |

Wagner

| | | | | | | | | |
|---|----------|----------|----------|----------|----------|----------|----------|----------|
| Derek Whittenburg (North Carolina St. 1984) 2003 | 1 | 0 | 1 | 0 | 0 | 0 | 0 | 0 |
| TOTAL | 1 | 0 | 1 | 0 | 0 | 0 | 0 | 0 |

Wake Forest

| | | | | | | | | |
|--|---|----|---|---|---|---|---|---|
| Murray Greason (Wake Forest 1926) 1939-RR, 53 | 2 | 1 | 2 | 0 | 0 | 0 | 0 | 1 |
| Horace "Bones" McKinney (North Carolina 1946) 1961-RR, 62-3d | 2 | 6 | 2 | 0 | 0 | 1 | 0 | 1 |
| Carl Tacy (Davis & Elkins 1956) 1977- RR, 81, 82, 84-RR | 4 | 5 | 4 | 0 | 0 | 0 | 0 | 2 |
| Dave Odom (Guilford 1965) 1991, 92, 93, 94, 95, 96-RR, 97, 2001 | 8 | 10 | 8 | 0 | 0 | 0 | 0 | 1 |

| | Yrs. | W | L | CH | 2d | 3d^ | 4th | RR |
|---|-----------|-----------|-----------|----------|----------|----------|----------|----------|
| Skip Prosser (Merchant Marine 1972) 2002, 03, 04, 05 | 4 | 5 | 4 | 0 | 0 | 0 | 0 | 0 |
| Dino Gaudio (Ohio 1981) 2009, 10 | 2 | 1 | 2 | 0 | 0 | 0 | 0 | 0 |
| Danny Manning (Kansas 1988) 2017 | 1 | 0 | 1 | 0 | 0 | 0 | 0 | 0 |
| TOTAL | 23 | 28 | 23 | 0 | 0 | 1 | 0 | 5 |

Washington

| | | | | | | | | |
|---|-----------|-----------|-----------|----------|----------|----------|----------|----------|
| Clarence "Hec" Edmundson (Idaho 1909) 1943-RR | 1 | 0 | 2 | 0 | 0 | 0 | 0 | 1 |
| Art McLarney (Washington St. 1932) 1948-RR | 1 | 1 | 1 | 0 | 0 | 0 | 0 | 1 |
| William "Tippy" Dye (Ohio St. 1937) 1951-RR, 53-3d | 2 | 5 | 2 | 0 | 0 | 1 | 0 | 1 |
| Marv Harshman (Pacific Lutheran 1942) 1976, 84, 85 | 3 | 2 | 3 | 0 | 0 | 0 | 0 | 0 |
| Andy Russo (Lake Forest 1970) 1986 | 1 | 0 | 1 | 0 | 0 | 0 | 0 | 0 |
| Bob Bender (Duke 1980) 1998, 99 | 2 | 2 | 2 | 0 | 0 | 0 | 0 | 0 |
| Lorenzo Romar (Washington 1980) 2004, 05, 06, 09, 10, 11 | 6 | 8 | 6 | 0 | 0 | 0 | 0 | 0 |
| Mike Hopkins (Syracuse 1993) 2019 | 1 | 1 | 1 | 0 | 0 | 0 | 0 | 0 |
| TOTAL | 17 | 19 | 18 | 0 | 0 | 1 | 0 | 3 |

Washington St.

| | | | | | | | | |
|--|----------|----------|----------|----------|----------|----------|----------|----------|
| Jack Friel (Washington St. 1923) 1941-2d | 1 | 2 | 1 | 0 | 1 | 0 | 0 | 0 |
| George Raveling (Villanova 1960) 1980, 83 | 2 | 1 | 2 | 0 | 0 | 0 | 0 | 0 |
| Kelvin Sampson (UNC Pembroke 1978) 1994 | 1 | 0 | 1 | 0 | 0 | 0 | 0 | 0 |
| Tony Bennett (Green Bay 1992) 2007, 08 | 2 | 3 | 2 | 0 | 0 | 0 | 0 | 0 |
| TOTAL | 6 | 6 | 6 | 0 | 1 | 0 | 0 | 0 |

Wayne St. (MI)

| | | | | | | | | |
|--------------------------------------|----------|----------|----------|----------|----------|----------|----------|----------|
| Joel Mason (Western Mich. 1936) 1956 | 1 | 1 | 2 | 0 | 0 | 0 | 0 | 0 |
| TOTAL | 1 | 1 | 2 | 0 | 0 | 0 | 0 | 0 |

Weber St.

| | | | | | | | | |
|---|-----------|----------|-----------|----------|----------|----------|----------|----------|
| Dick Motta (Utah St. 1953) 1968 | 1 | 0 | 1 | 0 | 0 | 0 | 0 | 0 |
| Phil Johnson (Utah St. 1953) 1969, 70, 71 | 3 | 2 | 3 | 0 | 0 | 0 | 0 | 0 |
| Gene Visscher (Weber St. 1966) 1972, 73 | 2 | 1 | 3 | 0 | 0 | 0 | 0 | 0 |
| Neil McCarthy (Sacramento St. 1965) 1978, 79, 80, 83 | 4 | 1 | 4 | 0 | 0 | 0 | 0 | 0 |
| Ron Abegglen (BYU 1962) 1995, 99 | 2 | 2 | 2 | 0 | 0 | 0 | 0 | 0 |
| Joe Cravens (UT Arlington 1977) 2003 | 1 | 0 | 1 | 0 | 0 | 0 | 0 | 0 |
| Randy Rahe (Buena Vista 1982) 2007, 14, 16 | 3 | 0 | 3 | 0 | 0 | 0 | 0 | 0 |
| TOTAL | 16 | 6 | 17 | 0 | 0 | 0 | 0 | 0 |

West Tex. A&M

| | | | | | | | | |
|--|----------|----------|----------|----------|----------|----------|----------|----------|
| W.A. "Gus" Miller (West Tex. A&M 1927) 1955 | 1 | 0 | 1 | 0 | 0 | 0 | 0 | 0 |
| TOTAL | 1 | 0 | 1 | 0 | 0 | 0 | 0 | 0 |

West Virginia

| | | | | | | | | |
|---|-----------|-----------|-----------|----------|----------|----------|----------|----------|
| Fred Schaus (West Virginia 1949) 1955, 56, 57, 58, 59-2d, 60 | 6 | 6 | 6 | 0 | 1 | 0 | 0 | 0 |
| George King [Charleston (WV) 1950] 1962, 63, 65 | 3 | 2 | 3 | 0 | 0 | 0 | 0 | 0 |
| Raymond "Bucky" Waters (North Carolina St. 1957) 1967 | 1 | 0 | 1 | 0 | 0 | 0 | 0 | 0 |
| Gale Catlett (West Virginia 1963) 1982, 83, 84, 86, 87, 89, 92, 98 | 8 | 5 | 8 | 0 | 0 | 0 | 0 | 0 |
| John Beilein (Wheeling Jesuit 1975) 2005-RR, 06 | 2 | 5 | 2 | 0 | 0 | 0 | 0 | 1 |
| Bob Huggins (West Virginia 1977) 2008, 09, 10-T3d, 11, 12, 15, 16, 17, 18, 21, 23 | 11 | 14 | 11 | 0 | 0 | 1 | 0 | 0 |
| TOTAL | 31 | 32 | 31 | 0 | 1 | 1 | 0 | 1 |

Western Caro.

| | | | | | | | | |
|---------------------------------------|----------|----------|----------|----------|----------|----------|----------|----------|
| Phil Hopkins (Gardner-Webb 1972) 1996 | 1 | 0 | 1 | 0 | 0 | 0 | 0 | 0 |
| TOTAL | 1 | 0 | 1 | 0 | 0 | 0 | 0 | 0 |

Western Ky.*

| | | | | | | | | |
|---|---|---|---|---|---|---|---|---|
| Ed Diddle (Centre 1921) 1940-RR, 60, 62 | 3 | 3 | 4 | 0 | 0 | 0 | 0 | 1 |
|---|---|---|---|---|---|---|---|---|

| | Yrs. | W | L | CH | 2d | 3d [^] | 4th | RR |
|--|-----------|-----------|-----------|----------|----------|-----------------|----------|----------|
| Johnny Oldham (Western Ky. 1948) 1966, 67, 70, 71-3d* | 4 | 6 | 4 | 0 | 0 | 1 | 0 | 0 |
| Jim Richards (Western Ky. 1959) 1976, 78 | 2 | 1 | 2 | 0 | 0 | 0 | 0 | 0 |
| Gene Keady (Kansas St. 1958) 1980 | 1 | 0 | 1 | 0 | 0 | 0 | 0 | 0 |
| Clem Haskins (Western Ky. 1967) 1981, 86 | 2 | 1 | 2 | 0 | 0 | 0 | 0 | 0 |
| Murray Arnold (American 1960) 1987 | 1 | 1 | 1 | 0 | 0 | 0 | 0 | 0 |
| Ralph Willard (Holy Cross 1967) 1993, 94 | 2 | 2 | 2 | 0 | 0 | 0 | 0 | 0 |
| Matt Kilcullen (Lehman 1976) 1995 | 1 | 1 | 1 | 0 | 0 | 0 | 0 | 0 |
| Dennis Felton (Howard 1985) 2001, 02, 03 | 3 | 0 | 3 | 0 | 0 | 0 | 0 | 0 |
| Darrin Horn (Western Ky. 1995) 2008 | 1 | 2 | 1 | 0 | 0 | 0 | 0 | 0 |
| Ken McDonald (Providence 1992) 2009 | 1 | 1 | 1 | 0 | 0 | 0 | 0 | 0 |
| Ray Harper (Ky. Wesleyan 1985) 2012, 13 | 2 | 1 | 2 | 0 | 0 | 0 | 0 | 0 |
| TOTAL | 23 | 19 | 24 | 0 | 0 | 1 | 0 | 1 |

Western Mich.

| | | | | | | | | |
|---|----------|----------|----------|----------|----------|----------|----------|----------|
| Eldon Miller (Wittenberg 1961) 1976 | 1 | 1 | 1 | 0 | 0 | 0 | 0 | 0 |
| Bob Donewald (Hanover 1964) 1998 | 1 | 1 | 1 | 0 | 0 | 0 | 0 | 0 |
| Steve Hawkins (South Ala. 1987) 2004, 14 | 2 | 0 | 2 | 0 | 0 | 0 | 0 | 0 |
| TOTAL | 4 | 2 | 4 | 0 | 0 | 0 | 0 | 0 |

Wichita St.

| | | | | | | | | |
|--|-----------|-----------|-----------|----------|----------|----------|----------|----------|
| Ralph Miller (Kansas 1942) 1964-RR | 1 | 1 | 1 | 0 | 0 | 0 | 0 | 1 |
| Gary Thompson (Wichita St. 1954) 1965-4th | 1 | 2 | 2 | 0 | 0 | 0 | 1 | 0 |
| Harry Miller (Eastern N.M. 1951) 1976 | 1 | 0 | 1 | 0 | 0 | 0 | 0 | 0 |
| Gene Smithson [North Central (IL) 1961] 1981-RR, 85 | 2 | 3 | 2 | 0 | 0 | 0 | 0 | 1 |
| Eddie Fogler (North Carolina 1970) 1987, 88 | 2 | 0 | 2 | 0 | 0 | 0 | 0 | 0 |
| Mark Turgeon (Kansas 1987) 2006 | 1 | 2 | 1 | 0 | 0 | 0 | 0 | 0 |
| Gregg Marshall (Randolph-Macon 1985) 2012, 13-T3d, 14, 15, 16, 17, 18 | 7 | 10 | 7 | 0 | 0 | 1 | 0 | 0 |
| Isaac Brown (ULM 1995) 2021 | 1 | 0 | 1 | 0 | 0 | 0 | 0 | 0 |
| TOTAL | 16 | 18 | 17 | 0 | 0 | 1 | 1 | 2 |

Williams

| | | | | | | | | |
|--------------------------------|----------|----------|----------|----------|----------|----------|----------|----------|
| Alex Shaw (Michigan 1932) 1955 | 1 | 0 | 1 | 0 | 0 | 0 | 0 | 0 |
| TOTAL | 1 | 0 | 1 | 0 | 0 | 0 | 0 | 0 |

Winthrop

| | | | | | | | | |
|--|-----------|----------|-----------|----------|----------|----------|----------|----------|
| Gregg Marshall (Randolph-Macon 1985) 1999, 2000, 01, 02, 05, 06, 07 | 7 | 1 | 7 | 0 | 0 | 0 | 0 | 0 |
| Randy Peele (Va. Wesleyan 1980) 2008, 10 | 2 | 0 | 2 | 0 | 0 | 0 | 0 | 0 |
| Pat Kelsey (Xavier 1998) 2017, 21 | 2 | 0 | 2 | 0 | 0 | 0 | 0 | 0 |
| TOTAL | 11 | 1 | 11 | 0 | 0 | 0 | 0 | 0 |

Wisconsin

| | | | | | | | | |
|---|-----------|-----------|-----------|----------|----------|----------|----------|----------|
| Harold "Bud" Foster (Wisconsin 1930) 1941-CH, 47-RR | 2 | 4 | 1 | 1 | 0 | 0 | 0 | 1 |
| Stu Jackson (Seattle U. 1978) 1994 | 1 | 1 | 1 | 0 | 0 | 0 | 0 | 0 |
| Dick Bennett (Ripon 1965) 1997, 99,2000-T3d | 3 | 4 | 3 | 0 | 0 | 1 | 0 | 0 |
| Brad Soderberg (Wis.-Stevens Point 1985)2001 | 1 | 0 | 1 | 0 | 0 | 0 | 0 | 0 |
| Bo Ryan (Wilkes 1969) 2002, 03, 04, 05-RR, 06, 07, 08, 09, 10, 11, 12, 13, 14-3rd, 15-2nd | 14 | 25 | 14 | 0 | 1 | 1 | 0 | 1 |
| Greg Gard (Wis.-Platteville 1995) 2016, 17, 19, 21, 22 | 5 | 6 | 5 | 0 | 0 | 0 | 0 | 0 |
| TOTAL | 26 | 40 | 25 | 1 | 1 | 2 | 0 | 2 |

Wofford

| | | | | | | | | |
|--|----------|----------|----------|----------|----------|----------|----------|----------|
| Mike Young (Emory & Henry 1986) 2010,11, 14, 15, 19 | 5 | 1 | 5 | 0 | 0 | 0 | 0 | 0 |
| TOTAL | 5 | 1 | 5 | 0 | 0 | 0 | 0 | 0 |

Wright St.

| | | | | | | | | |
|---|---|---|---|---|---|---|---|---|
| Ralph Underhill (Tennessee Tech 1964) 1993 | 1 | 0 | 1 | 0 | 0 | 0 | 0 | 0 |
| Brad Brownell (DePauw 1991) 2007 | 1 | 0 | 1 | 0 | 0 | 0 | 0 | 0 |

| | Yrs. | W | L | CH | 2d | 3d [^] | 4th | RR |
|--------------------------------------|----------|----------|----------|----------|----------|-----------------|----------|----------|
| Scott Nagy (Delta St. 1988) 2018, 22 | 2 | 1 | 2 | 0 | 0 | 0 | 0 | 0 |
| TOTAL | 4 | 1 | 4 | 0 | 0 | 0 | 0 | 0 |

Wyoming

| | | | | | | | | |
|---|-----------|----------|-----------|----------|----------|----------|----------|----------|
| Everett Shelton (Phillips 1923) 1941-RR, 43-CH, 47-RR, 48-RR, 49-RR, 52-RR, 53,58 | 8 | 4 | 12 | 1 | 0 | 0 | 0 | 5 |
| Bill Strannigan (Wyoming 1941) 1967 | 1 | 0 | 2 | 0 | 0 | 0 | 0 | 0 |
| Jim Brandenburg (Colorado St. 1958) 1981, 82, 87 | 3 | 4 | 3 | 0 | 0 | 0 | 0 | 0 |
| Benny Dees (Wyoming 1958) 1988 | 1 | 0 | 1 | 0 | 0 | 0 | 0 | 0 |
| Steve McClain (Chadron St. 1984) 2002 | 1 | 1 | 1 | 0 | 0 | 0 | 0 | 0 |
| Larry Shyatt (Wooster 1973) 2015 | 1 | 0 | 1 | 0 | 0 | 0 | 0 | 0 |
| Jeff Linder (Western Colo. 2000) 2022 | 1 | 0 | 1 | 0 | 0 | 0 | 0 | 0 |
| TOTAL | 16 | 9 | 21 | 1 | 0 | 0 | 0 | 5 |

Xavier

| | | | | | | | | |
|---|-----------|-----------|-----------|----------|----------|----------|----------|----------|
| Jim McCafferty [Loyola (LA) 1942] 1961 | 1 | 0 | 1 | 0 | 0 | 0 | 0 | 0 |
| Bob Staak (UConn 1971) 1983 | 1 | 0 | 1 | 0 | 0 | 0 | 0 | 0 |
| Pete Gillen (Fairfield 1968) 1986, 87, 88, 89, 90, 91, 93 | 7 | 5 | 7 | 0 | 0 | 0 | 0 | 0 |
| Skip Prosser (Merchant Marine 1972) 1995, 97, 98, 2001 | 4 | 1 | 4 | 0 | 0 | 0 | 0 | 0 |
| Thad Matta (Butler 1990) 2002, 03, 04-RR | 3 | 5 | 3 | 0 | 0 | 0 | 0 | 1 |
| Sean Miller (Pittsburgh 1992) 2006, 07 08-RR, 09, 23 | 5 | 8 | 5 | 0 | 0 | 0 | 0 | 1 |
| Chris Mack (Xavier 1992) 2010, 11, 12, 14, 15, 16, 17-RR, 18 | 8 | 11 | 8 | 0 | 0 | 0 | 0 | 1 |
| TOTAL | 29 | 30 | 29 | 0 | 0 | 0 | 0 | 3 |

Yale

| | | | | | | | | |
|--|----------|----------|----------|----------|----------|----------|----------|----------|
| Howard Hobson (Oregon 1926) 1949-RR | 1 | 0 | 2 | 0 | 0 | 0 | 0 | 1 |
| Joe Vancisin (Dartmouth 1944) 1957, 62 | 2 | 0 | 2 | 0 | 0 | 0 | 0 | 0 |
| James Jones [Albany (NY) 1986] 2016, 19, 22 | 3 | 1 | 3 | 0 | 0 | 0 | 0 | 0 |
| TOTAL | 6 | 1 | 7 | 0 | 0 | 0 | 0 | 1 |

[^]National 3d-place games did not start until 1946 and ended in 1981; in other years, two teams tied for third and both are listed in this column. RR-Regional runner-up, or one victory from Final Four, thus in the top eight.

NOTES ON TEAMS AND COACHES

LSU: Kevin Nickelberry coached LSU as an interim head coach in 2022 due to Will Wade's release preceding the start of the tournament.

MICHIGAN: Steve Fisher coached Michigan in the 1989 tournament; Bill Freider was the coach during the regular season.

MISSOURI: Rich Daly coached Missouri in the 1989 tournament due to Norm Stewart's illness; Missouri credits the entire 1989 season to Stewart.

PRINCETON: Jake McCandless coached Princeton in the 1961 tournament; Franklin Cappon suffered a heart attack 11 games into the season; Princeton credits the 1961 regular season to Cappon and the postseason to McCandless.

SEATTLE U.: Clair Markey coached Seattle U. in the 1963 tournament due to Vince Cazetta's resignation.

VCU: Mike Rhoades was not credited with a loss in 2021 after a first-round exit due to the COVID-19 no-contest policy.

*TEAMS VACATING NCAA TOURNAMENT ACTION

| Teams | Years | Record | Placing | Conference |
|---------------------|---------------------|---------------|-------------------------------|---|
| Alabama | 1987 | 2-1 | | Southeastern |
| Arizona | 1999, 2008, 2017-18 | 2-4 | | Pacific-12 |
| Arizona St. | 1995 | 2-1 | | Pacific-12 |
| Ark.-Pine Bluff | 2010 | 1-1 | | Southwestern |
| Austin Peay | 1973 | 1-2 | | Ohio Valley |
| California | 1996 | 0-1 | | Pacific-12 |
| Clemson | 1990 | 2-1 | | Atlantic Coast |
| DePaul | 1986-89 | 6-4 | | Independent |
| Florida | 1987-88 | 3-2 | | Southeastern |
| Fresno St. | 2000 | 0-1 | | Western Athletic |
| Georgia | 1985, 2002 | 2-2 | | Southeastern |
| Iona | 1980 | 1-1 | | Independent |
| Kansas | 2018 | 4-1 | 3d | Big 12 |
| Kentucky | 1988 | 2-1 | | Southeastern |
| Long Beach St. | 1971-73 | 6-3 | 2 RR | Pacific Coast |
| Louisiana | 1972-73, 2004-05 | 3-5 | | Southland/Sun Belt |
| Louisville | 2012-15 | 15-3 | CH, 3d, RR | Big East/American Athletic/Atlantic Coast |
| LMU (CA) | 1980 | 0-1 | | West Coast |
| Marshall | 1987 | 0-1 | | Southern |
| Maryland | 1988 | 1-1 | | Atlantic Coast |
| Massachusetts | 1996 | 4-1 | 3d | Atlantic 10 |
| Memphis | 1982-86, 2008 | 14-6 | 2d, 3d | Metro, C-USA |
| *Michigan | 1992-93, 96, 98 | 7-4 | 2 2d | Big Ten |
| Minnesota | 1972, 94-95, 97 | 7-4 | 3d | Big Ten |
| Missouri | 1994 | 3-1 | RR | Big Eight |
| NC State | 1987-88 | 0-2 | | Atlantic Coast |
| New Mexico St. | 1992-94 | 3-3 | | Big West |
| Northern Colo. | 2011 | 0-1 | | Big Sky |
| Ohio St. | 1999-2002 | 6-4 | 3d | Big Ten |
| Oregon St. | 1980-82 | 2-3 | RR | Pacific-12 |
| Purdue | 1996 | 1-1 | | Big Ten |
| St. John's (NY) | 2002 | 0-1 | | Big East |
| Saint Joseph's | 1961 | 3-1 | 3d | Middle Atlantic |
| SFA | 2015-16, 18 | 1-3 | | Southland |
| Southern California | 2008 | 0-1 | | Pacific-12 |
| %Syracuse | 2011-12 | 4-0 | | Big East |
| Texas Tech | 1996 | 2-1 | | Southwest |
| UCLA | 1980, 99 | 5-2 | 2d | Pacific-12 |
| UConn | 1996 | 2-1 | | Big East |
| Villanova | 1971 | 4-1 | 2d | Independent |
| Western Ky. | 1971 | 4-1 | 3d | Ohio Valley |
| 41 Schools | 77 years | 125-79 | 1 CH, 5 2d, 8 3d, 5 RR | |

*Michigan only vacated their Final Four appearance (1-1) in 1992. %Syracuse only vacated their wins in 2011 and 2012, keeping appearances and losses.

OFFICIAL NCAA TOURNAMENT RECORDS

Records adjusted to reflect vacated appearances.

| Official NCAA Records | Yrs | Won | Lost | CH | 2d | 3d | 4th | RR |
|-----------------------|-----|-----|------|----|----|----|-----|----|
| Alabama | 22 | 23 | 22 | 0 | 0 | 0 | 0 | 1 |
| Arizona | 33 | 56 | 32 | 1 | 1 | 2 | 0 | 7 |
| Arizona St. | 16 | 13 | 17 | 0 | 0 | 0 | 0 | 0 |
| Ark.-Pine Bluff | 0 | 0 | 0 | 0 | 0 | 0 | 0 | 0 |
| Austin Peay | 6 | 1 | 6 | 0 | 0 | 0 | 0 | 0 |
| California | 18 | 20 | 18 | 1 | 1 | 0 | 1 | 2 |
| Clemson | 12 | 9 | 12 | 0 | 0 | 0 | 0 | 1 |
| DePaul | 18 | 15 | 21 | 0 | 0 | 2 | 0 | 1 |
| Florida | 21 | 45 | 19 | 2 | 1 | 2 | 0 | 4 |
| Fresno St. | 5 | 2 | 5 | 0 | 0 | 0 | 0 | 0 |
| Georgia | 10 | 5 | 10 | 0 | 0 | 1 | 0 | 0 |
| Iona | 15 | 0 | 15 | 0 | 0 | 0 | 0 | 0 |
| Kansas | 50 | 112 | 48 | 4 | 6 | 3 | 2 | 9 |
| Kentucky | 60 | 130 | 54 | 8 | 4 | 5 | 0 | 21 |
| LMU (CA) | 4 | 5 | 4 | 0 | 0 | 0 | 0 | 1 |
| Long Beach St. | 6 | 1 | 7 | 0 | 0 | 0 | 0 | 0 |
| Louisiana | 7 | 1 | 7 | 0 | 0 | 0 | 0 | 0 |
| Louisville | 39 | 61 | 41 | 2 | 0 | 4 | 0 | 3 |
| Marshall | 5 | 1 | 5 | 0 | 0 | 0 | 0 | 0 |
| Maryland | 29 | 43 | 28 | 1 | 0 | 1 | 0 | 2 |
| Massachusetts | 8 | 7 | 8 | 0 | 0 | 0 | 0 | 1 |
| Memphis | 22 | 21 | 22 | 0 | 1 | 0 | 0 | 3 |
| Michigan | 27 | 57 | 25 | 1 | 4 | 1 | 0 | 7 |
| Minnesota | 11 | 8 | 10 | 0 | 0 | 0 | 0 | 1 |
| Missouri | 28 | 20 | 28 | 0 | 0 | 0 | 0 | 4 |
| NC State | 25 | 37 | 24 | 2 | 0 | 1 | 0 | 3 |
| New Mexico St. | 23 | 8 | 25 | 0 | 0 | 1 | 0 | 0 |
| Northern Colo. | 0 | 0 | 0 | 0 | 0 | 0 | 0 | 0 |
| Ohio St. | 31 | 52 | 30 | 1 | 4 | 5 | 0 | 4 |
| Oregon St. | 15 | 13 | 18 | 0 | 0 | 0 | 2 | 5 |
| Purdue | 33 | 43 | 33 | 0 | 1 | 1 | 0 | 3 |
| St. John's (NY) | 29 | 27 | 31 | 0 | 1 | 1 | 0 | 4 |
| Saint Joseph's | 20 | 16 | 24 | 0 | 0 | 0 | 0 | 3 |
| SFA | 2 | 1 | 2 | 0 | 0 | 0 | 0 | 0 |
| Southern California | 20 | 17 | 22 | 0 | 0 | 1 | 1 | 2 |
| Syracuse | 41 | 66 | 41 | 1 | 2 | 2 | 1 | 4 |
| Texas Tech | 17 | 14 | 18 | 0 | 1 | 0 | 0 | 0 |
| UCLA | 50 | 110 | 43 | 11 | 1 | 5 | 1 | 4 |
| UConn | 35 | 63 | 31 | 5 | 0 | 1 | 0 | 6 |
| Villanova | 40 | 67 | 38 | 3 | 0 | 3 | 0 | 8 |
| Western Ky. | 22 | 15 | 23 | 0 | 0 | 0 | 0 | 1 |

THE COACHES

| | |
|---|-----|
| Coaches Records..... | 169 |
| Head Coaches With Accomplished Records..... | 172 |
| Coaches of All-Time Final Four Appearances..... | 179 |
| Tournament Coaches..... | 183 |



COACHES RECORDS

WON-LOST RECORDS OF CHAMPIONS

| Year | Champion | Coach | W-L | Pct. | Year | Champion | Coach | W-L | Pct. |
|------|----------------|------------------|------|-------|-------|----------------|------------------|-------|------|
| 1939 | Oregon | Howard Hobson | 29-5 | .853 | 1981 | Indiana | Bob Knight | 26-9 | .743 |
| 1940 | Indiana | Branch McCracken | 20-3 | .870 | 1982 | North Carolina | Dean Smith | 32-2 | .941 |
| 1941 | Wisconsin | Harold Foster | 20-3 | .870 | 1983 | NC State | Jim Valvano | 26-10 | .722 |
| 1942 | Stanford | Everett Dean | 28-4 | .875 | 1984 | Georgetown | John Thompson | 34-3 | .919 |
| 1943 | Wyoming | Everett Shelton | 31-2 | .939 | 1985 | Villanova | Rollie Massimino | 25-10 | .714 |
| 1944 | Utah | Vadal Peterson | 21-4 | .840 | 1986 | Louisville | Denny Crum | 32-7 | .821 |
| 1945 | Oklahoma St. | Henry Iba | 27-4 | .871 | 1987 | Indiana | Bob Knight | 30-4 | .882 |
| 1946 | Oklahoma St. | Henry Iba | 31-2 | .939 | 1988 | Kansas | Larry Brown | 27-11 | .711 |
| 1947 | Holy Cross | Doggie Julian | 27-3 | .900 | 1989 | Michigan | Steve Fisher | 30-7 | .811 |
| 1948 | Kentucky | Adolph Rupp | 36-3 | .923 | 1990 | UNLV | Jerry Tarkanian | 35-5 | .875 |
| 1949 | Kentucky | Adolph Rupp | 32-2 | .941 | 1991 | Duke | Mike Krzyzewski | 32-7 | .821 |
| 1950 | CCNY | Nat Holman | 24-5 | .828 | 1992 | Duke | Mike Krzyzewski | 34-2 | .944 |
| 1951 | Kentucky | Adolph Rupp | 32-2 | .941 | 1993 | North Carolina | Dean Smith | 34-4 | .895 |
| 1952 | Kansas | Phog Allen | 28-3 | .903 | 1994 | Arkansas | Nolan Richardson | 31-3 | .912 |
| 1953 | Indiana | Branch McCracken | 23-3 | .885 | 1995 | UCLA | Jim Harrick | 31-2 | .939 |
| 1954 | La Salle | Ken Loeffler | 26-4 | .867 | 1996 | Kentucky | Rick Pitino | 34-2 | .944 |
| 1955 | San Francisco | Phil Woolpert | 28-1 | .966 | 1997 | Arizona | Lute Olson | 25-9 | .735 |
| 1956 | San Francisco | Phil Woolpert | 29-0 | 1.000 | 1998 | Kentucky | Tubby Smith | 35-4 | .897 |
| 1957 | North Carolina | Frank McGuire | 32-0 | 1.000 | 1999 | UConn | Jim Calhoun | 34-2 | .944 |
| 1958 | Kentucky | Adolph Rupp | 23-6 | .793 | 2000 | Michigan St. | Tom Izzo | 32-7 | .821 |
| 1959 | California | Pete Newell | 25-4 | .862 | 2001 | Duke | Mike Krzyzewski | 35-4 | .897 |
| 1960 | Ohio St. | Fred Taylor | 25-3 | .893 | 2002 | Maryland | Gary Williams | 32-4 | .889 |
| 1961 | Cincinnati | Ed Jucker | 27-3 | .900 | 2003 | Syracuse | Jim Boeheim | 30-5 | .857 |
| 1962 | Cincinnati | Ed Jucker | 29-2 | .935 | 2004 | UConn | Jim Calhoun | 33-6 | .846 |
| 1963 | Loyola Chicago | George Ireland | 29-2 | .935 | 2005 | North Carolina | Roy Williams | 33-4 | .892 |
| 1964 | UCLA | John Wooden | 30-0 | 1.000 | 2006 | Florida | Billy Donovan | 33-6 | .846 |
| 1965 | UCLA | John Wooden | 28-2 | .933 | 2007 | Florida | Billy Donovan | 35-5 | .875 |
| 1966 | UTEP | Don Haskins | 28-1 | .966 | 2008 | Kansas | Bill Self | 37-3 | .925 |
| 1967 | UCLA | John Wooden | 30-0 | 1.000 | 2009 | North Carolina | Roy Williams | 34-4 | .895 |
| 1968 | UCLA | John Wooden | 29-1 | .967 | 2010 | Duke | Mike Krzyzewski | 35-5 | .875 |
| 1969 | UCLA | John Wooden | 29-1 | .967 | 2011 | UConn | Jim Calhoun | 32-9 | .780 |
| 1970 | UCLA | John Wooden | 28-2 | .933 | 2012 | Kentucky | John Calipari | 38-2 | .950 |
| 1971 | UCLA | John Wooden | 29-1 | .967 | 2013 | *Louisville | Rick Pitino | 35-5 | .875 |
| 1972 | UCLA | John Wooden | 30-0 | 1.000 | 2014 | UConn | Kevin Ollie | 32-8 | .800 |
| 1973 | UCLA | John Wooden | 30-0 | 1.000 | 2015 | Duke | Mike Krzyzewski | 35-4 | .897 |
| 1974 | NC State | Norm Sloan | 30-1 | .968 | 2016 | Villanova | Jay Wright | 35-5 | .875 |
| 1975 | UCLA | John Wooden | 28-3 | .903 | 2017 | North Carolina | Roy Williams | 33-7 | .825 |
| 1976 | Indiana | Bob Knight | 32-0 | 1.000 | 2018 | Villanova | Jay Wright | 36-4 | .900 |
| 1977 | Marquette | Al McGuire | 25-7 | .781 | 2019 | Virginia | Tony Bennett | 35-3 | .921 |
| 1978 | Kentucky | Joe B. Hall | 30-2 | .938 | ^2020 | | | | |
| 1979 | Michigan St. | Jud Heathcote | 26-6 | .813 | 2021 | Baylor | Scott Drew | 28-2 | .933 |
| 1980 | Louisville | Denny Crum | 33-3 | .917 | 2022 | Kansas | Bill Self | 34-6 | .850 |
| | | | | | 2023 | UConn | Dan Hurley | 31-8 | .795 |

**Appearance later vacated by the Committee on Infractions; ^2020 championship canceled due to COVID-19 pandemic*

FINAL FOUR RECORDS

Note: Records adjusted for vacated games (*). The 2020 championship was canceled due to the COVID-19 pandemic but did not count against those with consecutive year streaks.

NCAA CHAMPIONSHIPS

- 10—John Wooden, UCLA, 1964-75
- 5—Mike Krzyzewski, Duke, 1991-2015
- 4—Adolph Rupp, Kentucky, 1948-58
- 3—Jim Calhoun, UConn, 1999-2011
- 3—Bob Knight, Indiana, 1976-87
- 3—Roy Williams, North Carolina, 2005-17
- 2—Denny Crum, Louisville, 1980-86
- 2—Billy Donovan, Florida, 2006-07
- 2—Henry Iba, Oklahoma St., 1945-46
- 2—Ed Jucker, Cincinnati, 1961-62
- 2—Branch McCracken, Indiana, 1940-53
- 2—Bill Self, Kansas, 2008-22
- 2—Dean Smith, North Carolina, 1982-93
- 2—Phil Woolpert, San Francisco, 1955-56
- 2—Jay Wright, Villanova, 2016-18

FINAL FOUR APPEARANCES

- 13—Mike Krzyzewski, Duke, 1986-2022
- 12—John Wooden, UCLA, 1962-75
- 11—Dean Smith, North Carolina, 1967-97
- 9—Roy Williams, Kansas & North Carolina, 1990-2017
- 8—Tom Izzo, Michigan St., 1999-2019
- 6—Denny Crum, Louisville, 1972-86
- 6—Adolph Rupp, Kentucky, 1942-66
- 5—Jim Boeheim, Syracuse, 1987-2016
- 5—Bob Knight, Indiana, 1973-92
- 5—Guy Lewis, Houston, 1967-84
- 5—Lute Olson, Iowa & Arizona, 1980-2001
- 5—*Rick Pitino, Providence, Kentucky & Louisville, 1987-2005

CONSECUTIVE FINAL FOUR APPEARANCES

- 9—John Wooden, UCLA, 1967-75
- 5—Mike Krzyzewski, Duke, 1988-92
- 3—Ben Howland, UCLA, 2006-08
- 3—Tom Izzo, Michigan St., 1999-2001
- 3—Ed Jucker, Cincinnati, 1961-63
- 3—Guy Lewis, Houston, 1982-84



San Diego State head coach, Brian Dutcher, reacts to a play during the 2023 national championship game.

- 3—Harold Olsen, Ohio St., 1944-46
- 3—Dean Smith, North Carolina, 1967-69
- 3—Fred Taylor, Ohio St., 1960-62
- 3—Phil Woolpert, San Francisco, 1955-57

FINAL FOUR GAMES

- 24—John Wooden, UCLA, 1962-75
- 22—Mike Krzyzewski, Duke, 1988-2022
- 19—Dean Smith, North Carolina, 1967-97
- 15—Roy Williams, Kansas & North Carolina, 1991-2017
- 11—Adolph Rupp, Kentucky, 1942-66
- 10—Denny Crum, Louisville, 1972-86
- 10—Tom Izzo, Michigan St., 1999-2019
- 9—Bob Knight, Indiana, 1973-87
- 9—Guy Lewis, Houston, 1967-84
- 8—Jim Boeheim, Syracuse, 1987-2016
- 8—Jack Gardner, Kansas St. & Utah, 1948-66
- 8—Henry Iba, Oklahoma St., 1945-51
- 8—Lute Olson, Iowa & Arizona, 1980-2001
- 8—Fred Taylor, Ohio St., 1960-68

FINAL FOUR WINS

- 21—John Wooden, UCLA, 1962-75
- 14—Mike Krzyzewski, Duke, 1988-2015
- 9—Adolph Rupp, Kentucky, 1942-66
- 9—Roy Williams, Kansas & North Carolina, 1991-2017
- 8—Dean Smith, North Carolina, 1967-97
- 7—Bob Knight, Indiana, 1973-87
- 6—Jim Calhoun, UConn, 1999-2011
- 5—Denny Crum, Louisville, 1972-86
- 5—Billy Donovan, Florida, 2000-07
- 5—Henry Iba, Oklahoma St., 1945-51
- 5—Ed Jucker, Cincinnati, 1961-63
- 5—Bill Self, Kansas, 2008-22
- 5—Fred Taylor, Ohio St., 1960-68
- 5—Phil Woolpert, San Francisco, 1955-57

FINAL FOUR WINNING-PERCENTAGE

(Min. four games)

- 1.000 (4-0)—Branch McCracken, Indiana, 1940-53
- .875 (21-3)—John Wooden, UCLA, 1962-75
- .857 (6-1)—Jim Calhoun, UConn, 1999-2011
- .833 (5-1)—Billy Donovan, Florida, 2000-07
- .833 (5-1)—Ed Jucker, Cincinnati, 1961-63
- .833 (5-1)—Bill Self, Kansas, 2008-22
- .833 (5-1)—Phil Woolpert, San Francisco, 1955-57
- .818 (9-2)—Adolph Rupp, Kentucky, 1942-66
- .778 (7-2)—Bob Knight, Indiana, 1973-92
- .750 (3-1)—Doggie Julian, Holy Cross, 1947-48
- .750 (3-1)—Ken Loeffler, La Salle, 1954-55
- .750 (3-1)—Al McGuire, Marquette, 1974-77
- .750 (3-1)—Frank McGuire, St. John's (NY) & North Carolina, 1952-57
- .750 (3-1)—Pete Newell, California, 1959-60

TOURNAMENT RECORDS

TOURNAMENT APPEARANCES

- 36—Mike Krzyzewski, Duke, 1984-2022
- 35—Jim Boeheim, Syracuse, 1977-2021
- 30—Roy Williams, Kansas & North Carolina, 1990-2021
- 28—Bob Knight, Indiana & Texas Tech, 1973-2007
- 27—Rick Barnes, Providence, Clemson, Texas & Tennessee, 1989-2023
- 27—*Lute Olson, Iowa & Arizona, 1979-2007
- 27—Dean Smith, North Carolina, 1967-97
- 26—Bob Huggins, Akron, Cincinnati & West Virginia, 1986-2023
- 25—Tom Izzo, Michigan St., 1998-2023
- 25—*Eddie Sutton, Creighton, Arkansas, Kentucky & Oklahoma St., 1974-2005
- 23—Denny Crum, Louisville, 1972-2000
- 23—Mark Few, Gonzaga, 2000-2023
- 23—*Bill Self, Tulsa, Illinois & Kansas, 1999-2023
- 22—*Jim Calhoun, Northeastern & UConn, 1981-2012
- 20—Lon Kruger, Kansas St., Florida, Illinois, UNLV & Oklahoma, 1987-2022
- 20—Adolph Rupp, Kentucky, 1942-72
- 20—John Thompson, Georgetown, 1975-97

CONSECUTIVE TOURNAMENT APPEARANCES

- 25—Tom Izzo, Michigan St., 1998-2023
- 24—Mike Krzyzewski, Duke, 1996-2019
- 23—Mark Few, Gonzaga, 2000-2023
- 23—Dean Smith, North Carolina, 1975-97
- 20—Roy Williams, Kansas & North Carolina, 1990-2009
- 18—#Bill Self, Tulsa, Illinois & Kansas, 1999-2017
- 17—Rick Barnes, Clemson & Texas, 1996-2012
- 15—Bob Knight, Indiana, 1986-2000
- 14—Bob Huggins, Cincinnati, 1992-2005
- 14—#Lute Olson, Arizona, 1985-98
- 14—Tubby Smith, Tulsa, Georgia & Kentucky, 1994-2007
- 14—John Thompson, Georgetown, 1979-92

#Lute Olson had an actual streak of 23 from 1985-2007 but Arizona's 1999 appearance was later vacated. Bill Self has an actual streak of 24 from 1999 to present but Kansas' 2018 appearance was later vacated by the IARP.

TOURNAMENT GAMES

- 132—Mike Krzyzewski, Duke, 1984-2022
106—Roy Williams, Kansas & North Carolina, 1990-2021
92—*Jim Boeheim, Syracuse, 1977-2021
92—Dean Smith, North Carolina, 1967-97
79—Tom Izzo, Michigan St., 1998-2023
73—*Lute Olson, Iowa & Arizona, 1979-2007
73—*Bill Self, Tulsa, Illinois & Kansas, 1999-2023
70—Bob Knight, Indiana & Texas Tech, 1973-2007
68—*Jim Calhoun, Northeastern & UConn, 1981-2012
67—*John Calipari, Massachusetts, Memphis, & Kentucky, 1992-2023
65—Denny Crum, Louisville, 1972-2000
64—Mark Few, Gonzaga, 2000-2023
62—*Eddie Sutton, Creighton, Arkansas, Kentucky & Oklahoma St., 1974-2005

TOURNAMENT WINS

- 101—Mike Krzyzewski, Duke, 1984-2022
79—Roy Williams, Kansas & North Carolina, 1990-2019
65—Dean Smith, North Carolina, 1967-97
58—*Jim Boeheim, Syracuse, 1977-2021
55—Tom Izzo, Michigan St., 1998-2023
52—*Bill Self, Tulsa, Illinois & Kansas, 1999-2023
49—*Jim Calhoun, Northeastern & UConn, 1981-2012
48—*John Calipari, Massachusetts, Memphis, & Kentucky, 1992-2023
47—John Wooden, UCLA, 1950-75
46—*Lute Olson, Iowa & Arizona, 1979-2007
45—Bob Knight, Indiana & Texas Tech, 1973-2007

TOURNAMENT WINNING PERCENTAGE

(Minimum 10 games)

- .917 (11-1)—Ed Jucker, Cincinnati, 1961-63
.900 (9-1)—Ken Loeffler, La Salle, 1954-55
.867 (13-2)—Phil Woolpert, San Francisco, 1955-58
.825 (47-10)—John Wooden, UCLA, 1950-75
.818 (9-2)—Branch McCracken, Indiana, 1940-58
.778 (14-4)—Fred Taylor, Ohio St., 1960-71
.769 (10-3)—Phog Allen, Kansas, 1940-53
.769 (10-3)—Pete Newell, California, 1957-60
.765 (101-31)—Mike Krzyzewski, Duke, 1984-2022
.745 (79-27)—Roy Williams, Kansas & North Carolina, 1990-2021

TOURNAMENT RECORDS - ACTIVE COACHES

MOST TOURNAMENT APPEARANCES

- 27—Rick Barnes, Providence, Clemson, Texas & Tennessee, 1989-2023
25—Tom Izzo, Michigan St., 1998-2023
23—Mark Few, Gonzaga, 2000-2023
23—*Bill Self, Tulsa, Illinois & Kansas, 1999-2023
20—*John Calipari, Massachusetts, Memphis, Kentucky, 1992-2023
19—*Rick Pitino, Boston U., Providence, Kentucky, Louisville & Iona, 1983-2023
18—Kelvin Sampson, Washington St., Oklahoma, Indiana & Houston, 1994-2023
17—Fran Dunphy, Penn, Temple, 1993-2019
15—Dana Altman, Kansas St., Creighton & Oregon, 1993-2022
15—Matt Painter, Southern Ill. & Purdue, 2004-23

MOST CONSECUTIVE TOURNAMENT APPEARANCES

- 25—Tom Izzo, Michigan St., 1998-2023
23—Mark Few, Gonzaga, 2000-23
18—#Bill Self, Tulsa, Illinois & Kansas, 1999-2017
17—Rick Barnes, Clemson & Texas, 1996-2012
12—Mick Cronin, Cincinnati & UCLA, 2011-23
9—Kelvin Sampson, Oklahoma, 1995-2003
8—Jamie Dixon, Pittsburgh, 2004-11
8—Matt Painter, Purdue, 2015-23
7—Thad Matta, Ohio St., 2009-15

#Bill Self has an actual streak of 24 from 1999 to present but Kansas' 2018 appearance was later vacated by the IARP.

CURRENT CONSECUTIVE TOURNAMENT APPEARANCES

- 25—Tom Izzo, Michigan St., 1998-2023
23—Mark Few, Gonzaga, 2000-23
12—Mick Cronin, Cincinnati & UCLA, 2011-23
8—Matt Painter, Purdue, 2015-23

TOURNAMENT GAMES

- 79—Tom Izzo, Michigan St., 1998-2023
73—*Bill Self, Tulsa, Illinois & Kansas, 1999-2023
67—*John Calipari, Massachusetts, Memphis & Kentucky, 1992-2023
64—Mark Few, Gonzaga, 2000-23
57—*Rick Pitino, Boston U., Providence, Kentucky, Louisville, Iona, 1983-2023
54—Rick Barnes, Providence, Clemson, Texas & Tennessee, 1989-2023
42—Kelvin Sampson, Washington St., Oklahoma, Indiana & Houston, 1994-2023
37—Thad Matta, Butler, Xavier & Ohio St., 2001-15
32—Dana Altman, Kansas St., Creighton & Oregon, 1993-21
32—Matt Painter, Southern Ill. & Purdue, 2004-23

TOURNAMENT WINS

- 55—Tom Izzo, Michigan St., 1998-2023
52—*Bill Self, Tulsa, Illinois & Kansas, 1999-2023
48—*John Calipari, Massachusetts, Memphis & Kentucky, 1992-2023
41—Mark Few, Gonzaga, 2000-23
39—*Rick Pitino, Boston U., Providence, Kentucky, Louisville, 1983-2017
27—Rick Barnes, Clemson, Texas & Tennessee, 1997-2023
24—Thad Matta, Butler, Xavier & Ohio St., 2001-15
24—Kelvin Sampson, Oklahoma, Indiana & Houston, 1999-2023
19—Scott Drew, Baylor, 2010-23
19—*Sean Miller, Xavier & Arizona, 2007-23

HIGHEST TOURNAMENT WINNING PERCENTAGE

(Minimum 10 games)

- .716 (48-19)—*John Calipari, Massachusetts, Memphis & Kentucky, 1992-2023
.712 (52-21)—*Bill Self, Tulsa, Illinois & Kansas, 1999-2023
.696 (55-24)—Tom Izzo, Michigan St., 1998-2023
.684 (39-18)—*Rick Pitino, Boston U., Providence, Kentucky, Louisville, Iona, 1983-2023
.667 (10-5)—Chris Beard, Little Rock, Texas Tech & Texas, 2016-22
.667 (8-4)—Dan Hurley, Rhode Island & UConn, 2017-23
.667 (10-5)—Frank Martin, Kansas St. & South Carolina, 2008-2017
.655 (19-10)—Scott Drew, Baylor, 2008-23
.655 (19-10)—*Sean Miller, Xavier & Arizona, 2006-23

HEAD COACHES WITH ACCOMPLISHED RECORDS

WON THE NCAA CHAMPIONSHIP AT THEIR ALMA MATER

| Coach | Alma Mater, Year Graduated | Title Year(s) |
|------------------|----------------------------|-------------------|
| Phog Allen | Kansas 1906 | 1952 |
| Jim Boeheim | Syracuse 1966 | 2003 |
| Bud Foster | Wisconsin 1930 | 1941 |
| Joe B. Hall | Kentucky, 1955 | 1978 |
| Howard Hobson | Oregon 1926 | 1939 |
| Ed Jucker | Cincinnati 1940 | 1961 & 1962 |
| Branch McCracken | Indiana 1930 | 1940 & 1953 |
| Kevin Ollie | UConn 1995 | 2014 |
| Vadal Peterson | Utah 1920 | 1944 |
| Norm Sloan | NC State 1951 | 1974 |
| Fred Taylor | Ohio St. 1950 | 1960 |
| Gary Williams | Maryland 1967 | 2002 |
| Roy Williams | North Carolina 1972 | 2005, 2009 & 2017 |

WON THE NCAA CHAMPIONSHIP IN THEIR FIRST YEAR AS A COACH

| Coach | Team | Year |
|--------------|----------|------|
| Steve Fisher | Michigan | 1989 |

WON THE NCAA CHAMPIONSHIP THEIR FIRST YEAR AT A SCHOOL

| Coach | Team | Year |
|--------------|------------|------|
| Steve Fisher | Michigan | 1989 |
| Ed Jucker | Cincinnati | 1961 |
| Tubby Smith | Kentucky | 1998 |

TOOK THEIR TEAM TO THE FINAL FOUR IN FIRST SEASON AS A COACH

| Coach | Team | Year |
|----------------|----------------|------|
| Larry Brown | UCLA | 1980 |
| Denny Crum | Louisville | 1972 |
| Hubert Davis | North Carolina | 2022 |
| Bruce Drake | Oklahoma | 1939 |
| Steve Fisher | Michigan | 1989 |
| Bully Gilstrap | Texas | 1943 |
| Bill Guthridge | North Carolina | 1998 |
| Bill Hodges | Indiana St. | 1979 |
| Ray Meyer | DePaul | 1943 |
| Gary Thompson | Wichita St. | 1965 |

TOOK THEIR TEAM TO THE FINAL FOUR IN FIRST SEASON AT THAT SCHOOL

| Coach | Team | Year |
|----------------|----------------|------|
| Gene Bartow | UCLA | 1976 |
| Earl Brown | Dartmouth | 1944 |
| Larry Brown | UCLA | 1980 |
| Denny Crum | Louisville | 1972 |
| Hubert Davis | North Carolina | 2022 |
| Bruce Drake | Oklahoma | 1939 |
| Steve Fisher | Michigan | 1989 |
| Bully Gilstrap | Texas | 1943 |
| Bill Guthridge | North Carolina | 1998 |

| Coach | Team | Year |
|---------------|-------------|------|
| Dick Harp | Kansas | 1957 |
| Bill Hodges | Indiana St. | 1979 |
| Ed Jucker | Cincinnati | 1961 |
| Ray Meyer | DePaul | 1943 |
| Tubby Smith | Kentucky | 1998 |
| Gary Thompson | Wichita St. | 1965 |

WON THE NCAA CHAMPIONSHIP AT TWO DIFFERENT SCHOOLS

| Coach | School (Year) | School (Year) |
|--------------|-----------------|--------------------|
| †Rick Pitino | Kentucky (1996) | *Louisville (2013) |

**Appearance later vacated by Committee on Infractions*

THREE DIFFERENT SCHOOLS TAKEN TO THE FINAL FOUR

| Coach | First School | Second School | Third School |
|----------------|----------------|---------------|--------------|
| †Rick Pitino | Providence | Kentucky | *Louisville |
| †John Calipari | *Massachusetts | *Memphis | Kentucky |

**Appearance later vacated by Committee on Infractions*

TWO DIFFERENT SCHOOLS TAKEN TO THE FINAL FOUR

| Coach | First School | Second School |
|-----------------|-----------------|----------------|
| Forddy Anderson | Bradley | Michigan St. |
| Gene Bartow | Memphis | UCLA |
| Larry Brown | UCLA | Kansas |
| Hugh Durham | Florida St. | Georgia |
| Jack Gardner | Kansas St. | Utah |
| Lou Henson | New Mexico St. | Illinois |
| Bob Huggins | Cincinnati | West Virginia |
| Lon Kruger | Florida | Oklahoma |
| †Jim Larranaga | George Mason | Miami (FL) |
| Frank McGuire | St. John's (NY) | North Carolina |
| Lute Olson | Iowa | Arizona |
| Lee Rose | Charlotte | Purdue |
| †Kelvin Sampson | Oklahoma | Houston |
| Eddie Sutton | Arkansas | Oklahoma St. |
| Roy Williams | Kansas | North Carolina |

FIVE DIFFERENT SCHOOLS TAKEN TO THE TOURNAMENT

| Coach | 1st, 2d, 3d, 4th & 5th School |
|---------------|---|
| †Steve Alford | Missouri St., Iowa, New Mexico, UCLA, Nevada |
| Lon Kruger | Kansas St., Florida, Illinois, UNLV, Oklahoma |
| †Rick Pitino | Boston U., Providence, Kentucky, Louisville, Iona |
| Tubby Smith | Tulsa, Georgia, Kentucky, Minnesota, Texas Tech |

FOUR DIFFERENT SCHOOLS TAKEN TO THE TOURNAMENT

| Coach | 1st School | 2d School | 3d School | 4th School |
|----------------|------------|-----------|---------------|-------------|
| †Rick Barnes | Providence | Clemson | Texas | Tennessee |
| John Beilein | Canisius | Richmond | West Virginia | Michigan |
| Lefty Driesell | Davidson | Maryland | James Madison | Georgia St. |

| Coach | 1st School | 2d School | 3d School | 4th School |
|-----------------|----------------|------------|-------------------|------------------|
| †Cliff Ellis | South Ala. | Clemson | Auburn | Coastal Carolina |
| Larry Eustachy | Utah St. | Iowa St. | Southern Miss. | Colorado St. |
| Jim Harrick | Pepperdine | UCLA | Rhode Island | Georgia |
| Ben Howland | Northern Ariz. | Pittsburgh | UCLA | Mississippi St. |
| †Fran McCaffery | Lehigh | UNCG | Siena | Iowa |
| Tom Penders | Rhode Island | Texas | George Washington | Houston |
| †Kelvin Sampson | Washington St. | Oklahoma | Indiana | Houston |
| Eddie Sutton | Creighton | Arkansas | Kentucky | Oklahoma St |

THREE DIFFERENT SCHOOLS TAKEN TO THE TOURNAMENT

| Coach | First School | Second School | Third School |
|------------------|------------------|---------------------|---------------------|
| †Dana Altman | Kansas St. | Creighton | Oregon |
| †Mike Anderson | UAB | Missouri | Arkansas |
| Gene Bartow | Memphis | UCLA | UAB |
| †Chris Beard | Little Rock | Texas Tech | Texas |
| Dave Bliss | Oklahoma | SMU | New Mexico |
| Larry Brown | UCLA | Kansas | SMU |
| †Brad Brownell | UNCW | Wright St. | Clemson |
| †John Calipari | Massachusetts | Memphis | Kentucky |
| †Jeff Capel III | VCU | Oklahoma | Pittsburgh |
| †Mick Cronin | Murray St. | Cincinnati | UCLA |
| Kermit Davis Jr. | Idaho | Middle Tenn. | Ole Miss |
| †Mike Davis | Indiana | UAB | Texas Southern |
| Mike Deane | Siena | Marquette | Lamar University |
| Don DeVoe | Virginia Tech | Tennessee | Navy |
| †Bryce Drew | Valparaiso | Vanderbilt | Grand Canyon |
| Tim Floyd | New Orleans | Iowa St. | Southern California |
| †Travis Ford | Eastern Ky. | Oklahoma St. | Saint Louis |
| Eddie Fogler | Wichita St. | Vanderbilt | South Carolina |
| Pete Gillen | Xavier | Providence | Virginia |
| Mark Gottfried | Murray St. | Alabama | NC State |
| †John Groce | Ohio | Illinois | Akron |
| Frank Haith | Miami (FL) | Missouri | Tulsa |
| Stan Heath | Kent St. | Arkansas | South Fla. |
| Eddie Hickey | Creighton | Saint Louis | Marquette |
| Bob Huggins | Akron | Cincinnati | West Virginia |
| Mike Jarvis | Boston U. | George Washington | St. John's (NY) |
| Trent Johnson | Nevada | Stanford | LSU |
| †Jeff Jones | Virginia | American | Old Dominion |
| Billy Kennedy | Southeastern La. | Murray St. | Texas A&M |
| Pat Kennedy | Iona | Florida St. | DePaul |
| Rick Majerus | Ball St. | Utah | Saint Louis |
| Cuonzo Martin | Tennessee | California | Missouri |
| †Thad Matta | Butler | Xavier | Ohio St. |
| Frank McGuire | St. John's (NY) | North Carolina | South Carolina |
| Eldon Miller | Western Mich. | Ohio St. | UNI |
| Ralph Miller | Wichita St. | Iowa | Oregon St. |
| †Dan Monson | Gonzaga | Minnesota | Long Beach St. |
| Stan Morrison | Pacific (CA) | Southern California | San Jose St. |
| Kevin O'Neill | Marquette | *Arizona | Southern California |
| †Bruce Pearl | Milwaukee | Tennessee | Auburn |
| Skip Prosser | Loyola Maryland | Xavier | Wake Forest |
| Oliver Purnell | Old Dominion | Dayton | Clemson |
| George Raveling | Washington St. | Iowa | Southern California |
| †Kelvin Sampson | Washington St. | Oklahoma | Indiana |
| †Bill Self | Tulsa | Illinois | Kansas |
| Herb Sendek | Miami (OH) | NC State | Arizona St. |
| †Shaka Smart | VCU | Texas | Marquette |
| Jerry Tarkanian | Long Beach St. | UNLV | Fresno St. |
| Billy Tubbs | Lamar University | Oklahoma | TCU |
| Mark Turgeon | Wichita St. | Texas A&M | Maryland |
| †Brad Underwood | SFA | Oklahoma St. | Illinois |
| Bruce Weber | Southern Ill. | Illinois | Kansas St. |
| Bob Weltlich | Ole Miss | FIU | South Ala. |

| Coach | First School | Second School | Third School |
|----------------|----------------|---------------|--------------|
| †Buzz Williams | Marquette | Virginia Tech | Texas A&M |
| Gary Williams | Boston College | Ohio St. | Maryland |
| Joe Williams | Jacksonville | Furman | Florida St. |

*Appearance later vacated by Committee on Infractions

TWO DIFFERENT SCHOOLS TAKEN TO THE TOURNAMENT

| Coach | First School | Second School |
|-------------------|--------------------|---------------------|
| Cy Alexander | South Carolina St. | N.C. A&T |
| †Tommy Amaker | Seton Hall | Harvard |
| Ladell Andersen | Utah St. | BYU |
| Forddy Anderson | Bradley | Michigan St. |
| Tevester Anderson | Murray St. | Jackson St. |
| Murray Arnold | Chattanooga | Western Ky. |
| Ronnie Arrow | South Ala. | A&M-Corpus Chris |
| Tom Asbury | Pepperdine | Kansas St. |
| †Rod Barnes | Ole Miss | CSU Bakersfield |
| J.D. Barnett | VCU | Tulsa |
| Jim Baron | Saint Francis (PA) | St. Bonaventure |
| Murry Bartow | UAB | ETSU |
| Steve Belko | Idaho St. | Oregon |
| Bob Bender | Illinois St. | Washington |
| Dick Bennett | Green Bay | Wisconsin |
| †Tony Bennett | Washington St. | Virginia |
| Bob Boyd | Seattle U. | Southern California |
| Todd Bozeman | California | Morgan St. |
| Harold Bradley | Duke | Texas |
| Buster Brannon | Rice | TCU |
| Ben Braun | Eastern Wash. | California |
| Mike Brey | Delaware | Notre Dame |
| Larry Brown | UCLA | Kansas |
| Jim Calhoun | Northeastern | UConn |
| Lou Campanelli | James Madison | California |
| Jeff Capel | N.C. A&T | Old Dominion |
| Bill Carmody | Princeton | Holy Cross |
| Ben Carnevale | North Carolina | Navy |
| Gale Catlett | Cincinnati | West Virginia |
| Perry Clark | Tulane | Miami (FL) |
| Charlie Coles | Central Mich. | Miami (OH) |
| Ozzie Cowles | Dartmouth | Michigan |
| Tom Crean | Marquette | Indiana |
| Bobby Cremins | App State | Georgia Tech |
| Jim Crews | Evansville | Saint Louis |
| Tom Davis | Boston College | Iowa |
| †Johnny Dawkins | Stanford | UCF |
| †Ed DeChellis | ETSU | Penn St. |
| Benny Dees | New Orleans | Wyoming |
| †Jamie Dixon | Pittsburgh | TCU |
| Bob Donewald | Illinois St. | Western Mich. |
| †Fran Dunphy | Penn | Temple |
| Hugh Durham | Florida St. | Georgia |
| Bob Dye | Cal St. Fullerton | Boise St. |
| Tippy Dye | Ohio St. | Washington |
| †Andy Enfield | FGCU | Southern California |
| Paul Evans | Navy | Pittsburgh |
| Rob Evans | Ole Miss | Arizona St. |
| Dennis Felton | Western Ky. | Georgia |
| Steve Fisher | Michigan | San Diego St. |
| Bill C. Foster | Clemson | Virginia Tech |
| Pat Foster | Lamar University | Houston |
| Mark Fox | Nevada | Georgia |
| Fran Fraschilla | Manhattan | St. John's (NY) |
| Bill Frieder | Michigan | Arizona St. |
| Matt Furjanic | Robert Morris | Marist |
| Smokey Gaines | Detroit Mercy | San Diego St. |
| Jack Gardner | Kansas St. | Utah |

| Coach | First School | Second School | Coach | First School | Second School |
|-------------------|-------------------|--------------------|---------------------|------------------|------------------|
| †Dennis Gates | Cleveland St. | Missouri | Johnny Orr | Michigan | Iowa St. |
| Ray Giacoletti | Eastern Wash. | Utah | †T.J. Otzelberger | South Dakota St. | Iowa St. |
| †Billy Gillispie | UTEP | Kentucky | †Matt Painter | Southern Ill. | Purdue |
| Anthony Grant | VCU | Alabama | Bobby Paschal | Louisiana | South Fla. |
| Boyd Grant | Fresno St. | Colorado St. | Randy Peele | UNCG | Winthrop |
| Jerry Green | Oregon | Tennessee | John Pelphrey | South Ala. | Arkansas |
| Seth Greenberg | Long Beach St. | Virginia Tech | Digger Phelps | Fordham | Notre Dame |
| †Leonard Hamilton | Miami (FL) | Florida St. | Jerry Pimm | Utah | UC Santa Barbara |
| Jim Harding | Loyola (LA) | La Salle | Tic Price | New Orleans | McNeese |
| Clem Haskins | Western Ky. | Minnesota | †Steve Prohm | Murray St. | Iowa St. |
| Jud Heathcote | Montana | Michigan St. | Nolan Richardson | Tulsa | Arkansas |
| Lou Henson | New Mexico St. | Illinois | Les Robinson | ETSU | NC State |
| Paul Hewitt | Siena | Georgia Tech | Steve Robinson | Tulsa | Florida St. |
| Howard Hobson | Oregon | Yale | †Lorenzo Romar | Saint Louis | Washington |
| Terry Holland | Davidson | Virginia | Lee Rose | Charlotte | Purdue |
| †Darrin Horn | Western Ky. | Northern Ky. | Lou Rossini | Columbia | NYU |
| †Ron Hunter | IUPUI | Georgia St. | Andy Russo | Louisiana Tech | Washington |
| †Bobby Hurley | Buffalo | Arizona St. | Fred Schaus | West Virginia | Purdue |
| †Dan Hurley | Rhode Island | UConn | Tom Schneider | Lehigh | Penn |
| Gene Iba | Houston Baptist | Baylor | Al Skinner | Rhode Island | Boston College |
| Johnny Jones | North Texas | LSU | Norm Sloan | NC State | Florida |
| Doggie Julian | Holy Cross | Dartmouth | Sonny Smith | Auburn | VCU |
| Gene Keady | Western Ky. | Purdue | Rob Spivery | Alabama St. | Southern U. |
| †Kevin Keatts | UNCW | NC State | Charlie Spoonhour | Missouri St. | Saint Louis |
| Derek Kellogg | Massachusetts | LIU | Bill Strannigan | Colorado St. | Wyoming |
| †Pat Kelsey | Winthrop | Col. of Charleston | Carl Tacy | Marshall | Wake Forest |
| †Andy Kennedy | Ole Miss | UAB | Blaine Taylor | Montana | Old Dominion |
| Ernie Kent | Saint Mary's (CA) | Oregon | †Rodney Terry | Fresno St. | Texas |
| Jim Killingsworth | Idaho St. | TCU | John Thompson III | Princeton | Georgetown |
| George King | West Virginia | Purdue | †Wayne Tinkle | Montana | Oregon St. |
| Bob Knight | Indiana | Texas Tech | Jim Valvano | Iona | NC State |
| Jack Kraft | Villanova | Rhode Island | Jan van Breda Kolff | Vanderbilt | Pepperdine |
| Larry Krystkowiak | Montana | Utah | Bob Vanatta | Bradley | Memphis |
| Eugene Lambert | Arkansas | Memphis | Jerry Wainwright | UNCW | Richmond |
| †Rob Lanier | Siena | Georgia St. | Gary Waters | Kent St. | Cleveland St. |
| †Jim Larranaga | George Mason | Miami (FL) | Tim Welsh | Iona | Providence |
| Steve Lavin | UCLA | St. John's (NY) | Bob Wenzel | Jacksonville | Rutgers |
| Dale Layer | Colorado St. | Liberty | Paul Westhead | La Salle | Loyola Marymount |
| Dave Leitao | DePaul | Virginia | †Kevin Willard | Seton Hall | Maryland |
| Abe Lemons | Oklahoma City | Texas | Ralph Willard | Western Ky. | Holy Cross |
| †Jim Les | Bradley | UC Davis | Roy Williams | Kansas | North Carolina |
| Tates Locke | Miami (OH) | Jacksonville | Jay Wright | Hofstra | Villanova |
| Chris Mack | Xavier | Louisville | Tom Young | Rutgers | Old Dominion |
| Danny Manning | Tulsa | Wake Forest | Matt Zunic | Boston U. | Massachusetts |
| †Bob Marlin | Sam Houston St. | Louisiana | | | |
| Gregg Marshall | Winthrop | Wichita St. | <i>†active</i> | | |
| †Frank Martin | Kansas St. | South Carolina | | | |
| Jim McCafferty | Loyola (LA) | Xavier | | | |
| Ray McCallum | Ball St. | Detroit Mercy | | | |
| Neil McCarthy | Weber St. | New Mexico St. | | | |
| †Greg McDermott | UNI | Creighton | | | |
| †Ritchie McKay | New Mexico | Liberty | | | |
| †Tim Miles | Colorado St. | Nebraska | | | |
| Sean Miller | Xavier | Arizona | | | |
| Jim Molinari | Northern Ill. | Bradley | | | |
| Mike Montgomery | Stanford | California | | | |
| Stew Morrill | Montana | Utah St. | | | |
| Bill Musselman | Minnesota | South Ala. | | | |
| †Eric Musselman | Nevada | Arkansas | | | |
| Danny Nee | Ohio | Nebraska | | | |
| C.M. Newton | Alabama | Vanderbilt | | | |
| Jim O'Brien | Boston College | Ohio St. | | | |
| †Nate Oats | Buffalo | Alabama | | | |
| Dave Odom | Wake Forest | South Carolina | | | |
| †Ryan Odom | UMBC | Utah St. | | | |
| Johnny Oldham | Tennessee Tech | Western Ky. | | | |
| Lute Olson | Iowa | Arizona | | | |

COACHES WHO HAVE PLAYED AND COACHED IN THE FINAL FOUR

| | Player | Coach |
|----------------|---------------------------------|--|
| Vic Bubas | NC State: 1950-3d | Duke: 1963-3d, 64-2d, 66-3d |
| Hubert Davis | North Carolina: 1991-T3d | North Carolina: 2022-2d |
| Billy Donovan | Providence: 1987-3d | Florida: 2000-2d, 06-CH, 07-CH |
| Dick Harp | Kansas: 1940-2d | Kansas: 1957-2d |
| Bob Knight | Ohio St.: 1960-CH, 61-2d, 62-2d | Indiana: 1973-3d, 76-CH, 81-CH, 87-CH, 92-T3d |
| Bones McKinney | North Carolina: 1946-2d | Wake Forest: 1962-3d |
| Dean Smith | Kansas: 1952-CH, 53-2d | North Carolina: 1967-4th, 68-2d, 69-4th, 72-3d, 77-2d, 81-2d, 82-CH, 91-T3d, 93-CH, 95-T3d, 97-T3d |

COACHES' TOURNAMENT STATISTICS AS A PLAYER

| Coach | Team-Years | G | FG-A | 3FG-A | FT-A | RB | Pts. | W-L+ | Finish |
|-------------------|---------------------------|----|--------|-------|-------|----|------|------|-----------------------|
| Stan Albeck | Bradley 1955 | 3 | 13 | | 15 | | 41 | 2-1 | 1955-RR |
| Steve Alford | Indiana 1984, 86-87 | 10 | 67-133 | 21-34 | 58-64 | 26 | 213 | 8-2 | 1984-RR, 87-CH |
| Tommy Amaker | Duke 1984-87 | 12 | 42-95 | 6-8 | 33-43 | 29 | 123 | 8-4 | 1986-2d |
| Mike Anderson | Tulsa 1982 | 1 | 4-7 | | 3-3 | 0 | 11 | 0-1 | |
| Tom Apke | Creighton 1964 | 3 | 0-6 | | 0-1 | 9 | 0 | 1-2 | |
| Frank Arnold | Idaho St. 1955 | 1 | 0 | | 0 | 0 | 0 | 0-1 | |
| Tom Asbury | Wyoming 1967 | 2 | 11-28 | | 4-7 | 16 | 26 | 0-2 | |
| Randy Ayers | Miami (OH) 1978 | 2 | 16-24 | | 6-7 | 18 | 38 | 1-1 | |
| Tony Barbee | Massachusetts 1992-93 | 5 | 20-56 | 5-22 | 12-14 | 26 | 57 | 3-2 | |
| Tony Barone | Duke 1966 | 2 | 1-2 | | 0-0 | 1 | 2 | 1-1 | 1966-3d |
| Murry Bartow | UAB 1984-85 | 3 | 0-2 | | 0 | 2 | 0 | 1-2 | |
| Butch Beard | Louisville 1967-68 | 4 | 31-68 | | 11-20 | 27 | 73 | 1-3 | |
| Dan Belluomini | San Francisco 1964 | 1 | 0-0 | | 0-0 | 1 | 0 | 0-1 | |
| Bob Bender | Indiana 1976, Duke 78, 80 | 10 | 9-22 | | 17-24 | 12 | 35 | 8-2 | 1976-CH, 78-2d, 80-RR |
| Tony Bennett | Green Bay 1991 | 1 | 3-12 | 3-7 | 0-0 | 2 | 9 | 0-1 | |
| Henry Bibby | UCLA 1970-72 | 12 | 70-154 | | 42-47 | 53 | 182 | 12-0 | 1970-CH, 71-CH, 72-CH |
| Eddie Biedenbach | NC State 1965 | 2 | 6-14 | | 4-8 | 5 | 16 | 1-1 | |
| Bill Blair | VMI 1964 | 1 | 6-20 | | 8-12 | 4 | 20 | 0-1 | |
| Kenneth Blakeney | Duke 1992-94 | 5 | 2-5 | 0-1 | -1 | 3 | 4 | 12-2 | 1992-CH, 94-2d |
| Jeff Boals | Ohio 1994 | 1 | 3-10 | 0-1 | 1-1 | 6 | 7 | 0-1 | |
| Jim Boeheim | Syracuse 1966 | 2 | 13-19 | | 3-4 | 4 | 29 | 1-1 | 1966-RR |
| Jim Boyle | Saint Joseph's 1962-63 | 5 | 26-60 | | 16-19 | 35 | 68 | 2-3 | 1963-RR |
| Tad Boyle | Kansas 1984-85 | 4 | 0-1 | | 3-4 | 1 | 3 | 2-2 | |
| Mike Boynton | South Carolina 2004 | 1 | 0-2 | 0-2 | 0-0 | 4 | 0 | 0-1 | |
| Jim Brovelli | San Francisco 1963-64 | 4 | 16-30 | | 7-8 | 9 | 39 | 2-2 | 1964-RR |
| Isaac Brown | ULM 1993 | 1 | 5-8 | 3-5 | 1-1 | 1 | 14 | 0-1 | |
| Milan Brown | Howard 1992 | 1 | 4-8 | 1-3 | 0-0 | 1 | 9 | 0-1 | |
| Vic Bubas | NC State 1950 | 3 | 4-12 | | 6-8 | | 14 | 2-1 | 1950-3d |
| Morris Buckwalter | Utah 1955-56 | 4 | 8 | | 19 | | 35 | 2-2 | 1956-RR |
| Mitch Buonaguro | Boston College 1975 | 1 | 2-2 | | 0-1 | 1 | 4 | 0-1 | |
| Jeff Capel III | Duke 1994, 96-97 | 9 | 49-103 | 19-38 | 19-27 | 35 | 136 | 7-2 | 1994-2d |
| P.J. Carlesimo | Fordham 1971 | 3 | 0-0 | | 0-0 | 0 | 0 | 2-1 | |
| Gale Catlett | West Virginia 1962-63 | 4 | 11-29 | | 4-5 | 11 | 26 | 2-2 | |
| Chris Collins | Duke 1993-94, 96 | 9 | 25-63 | 16-40 | 10-15 | 15 | 76 | 6-3 | 1994-2d |
| Jimmy Collins | New Mexico St. 1968-70 | 11 | 91-199 | | 37-51 | 42 | 219 | 7-4 | 1970-3d |
| Bus Connor | Idaho St. 1953-55 | 5 | 15 | | 20 | | 50 | 2-3 | |
| Bob Cousy | Holy Cross 1947-48 | 6 | 17 | | 12 | | 46 | 5-1 | 1947-CH, 48-3d |
| Jim Crews | Indiana 1973, 75-76 | 8 | 13-30 | | 4-6 | 15 | 30 | 7-1 | 1973-3d, 75-RR, 76-CH |
| Gary Cunningham | UCLA 1962 | 4 | 26-58 | | 17-19 | 38 | 69 | 2-2 | 1962-4th |
| Dan Dakich | Indiana 1982-84 | 6 | 9-12 | | 5-8 | 10 | 23 | 4-3 | 1984-RR |
| Howie Dallmar | Stanford 1942 | 3 | 11 | | 4-6 | | 26 | 3-0 | 1942-CH |
| Linc Damer | Purdue 1991, 93-94 | 6 | 5-12 | 4-8 | 0-0 | 9 | 14 | 3-3 | 1994-RR |
| Hubert Davis | North Carolina 1989-92 | 12 | 54-125 | 16-43 | 39-43 | 37 | 163 | 10-4 | 1991-T3d |
| Mike Davis | Alabama 1982-83 | 3 | 10-28 | | 2-5 | 3 | 22 | 1-2 | |
| Travis DeCuire | Montana 1992 | 1 | 2-5 | 2-4 | 0-0 | 1 | 6 | 0-1 | |
| Jamie Dixon | TCU 1987 | 2 | 4-13 | 2-3 | 11-12 | 5 | 21 | 1-1 | |
| Matt Doherty | North Carolina 1981-84 | 15 | 43-90 | | 49-62 | 49 | 135 | 12-3 | 1981-2d, 82-CH, 83-RR |
| Don Donoher | Dayton 1952 | 2 | 2 | | 1 | | 5 | 1-1 | |
| Billy Donovan | Providence 1987 | 5 | 32-58 | 14-22 | 36-43 | 15 | 114 | 4-1 | 1987-T3d |
| Bryce Drew | Valparaiso 1996-98 | 5 | 34-78 | 21-50 | 19-25 | 16 | 108 | 2-3 | |

| Coach | Team-Years | G | FG-A | 3FG-A | FT-A | RB | Pts. | W-L+ | Finish |
|------------------|-------------------------------|----|---------|-------|-------|-----|------|------|-------------------------|
| Fran Dunphy | La Salle 1968 | 1 | 1-2 | | 0-2 | 2 | 2 | 0-1 | |
| Jarrett Durham | Duquesne 1969, 71 | 4 | 29-49 | | 16-21 | 22 | 74 | 2-2 | |
| Hank Egan | Navy 1959-60 | 3 | 4-9 | | 2-4 | 3 | 10 | 1-2 | |
| John Egli | Penn St. 1942 | 2 | 6 | | 4-6 | | 16 | 1-1 | |
| Brian Ellerbe | Rutgers 1983 | 2 | 4-8 | | 3-4 | 4 | 11 | 1-1 | |
| Lefty Ervin | La Salle 1968 | 1 | 1-2 | | 0-0 | 0 | 2 | 0-1 | |
| Craig Esherick | Georgetown 1975-76 | 2 | 0-2 | | 0-0 | 0 | 0 | 0-2 | |
| Rob Evans | New Mexico St. 1967-68 | 4 | 16-39 | | 13-18 | 16 | 45 | 2-2 | 1968-RR |
| Patrick Ewing | Georgetown 1982-85 | 18 | 104-178 | | 48-69 | 144 | 256 | 15-3 | 1982-2d, 84-CH, 85-2d |
| Larry Farmer | UCLA 1971-73 | 11 | 36-84 | | 11-20 | 43 | 83 | 11-0 | 1971-CH, 72-CH, 73-CH |
| Larry Finch | Memphis 1973 | 4 | 34-64 | | 39-44 | 10 | 107 | 3-1 | 1973-2d |
| James Flint | Saint Joseph's 1986 | 2 | 1-4 | | 0-0 | 1 | 2 | 1-1 | |
| Eddie Fogler | North Carolina 1968-69 | 8 | 15-41 | | 7-11 | 9 | 37 | 5-3 | 1968-2d, 69-4th |
| Travis Ford | Kentucky 1992-94 | 11 | 26-57 | 17-42 | 20-22 | 21 | 89 | 8-3 | 1992-RR, 93-T3d |
| Dennis Gates | California 2001-02 | 3 | 5-13 | 2-8 | 3-3 | 2 | 15 | 1-2 | |
| Dave Gavitt | Dartmouth 1958-59 | 4 | 5-19 | | 1-2 | 12 | 11 | 2-2 | 1958-RR |
| Todd Golden | Saint Mary's (CA) 2008 | 1 | 2-4 | 2-4 | 2-4 | 2 | 8 | 0-1 | |
| Mark Gottfried | Alabama 1985-87 | 9 | 28-57 | 10-18 | 8-10 | 15 | 74 | 6-3 | |
| Anthony Grant | Dayton 1984-85 | 2 | 1-5 | | 0-0 | 8 | 2 | 3-2 | 1984-RR |
| Sidney Green | UNLV 1983 | 1 | 9-16 | | 9-9 | 10 | 27 | 0-1 | |
| Elmer Gross | Penn St. 1942 | 2 | 3 | | 7-9 | | 13 | 1-1 | |
| Bill Guthridge | Kansas St. 1959 | 2 | 3-7 | | 1-2 | 3 | 7 | 1-1 | 1959-RR |
| Jared Haase | California 1993; Kansas 95-97 | 13 | 32-89 | 19-57 | 28-37 | 42 | 110 | 9-4 | 1996-RR |
| Penny Hardaway | Memphis 1992-93 | 5 | 30-73 | 14-35 | 14-26 | 27 | 88 | 3-2 | 1992-RR |
| Dick Harp | Kansas 1940 | 3 | 11 | | 5-8 | | 27 | 2-1 | 1940-2d |
| Clem Haskins | Western Ky. 1966-67 | 4 | 26-65 | | 16-23 | 45 | 68 | 2-2 | |
| Don Haskins | Oklahoma St. 1953 | 1 | 0 | | 0 | | 0 | 1-1 | 1953-RR |
| Walt Hazzard | UCLA 1962-64 | 10 | 57-123 | | 48-61 | 57 | 162 | 6-4 | 1962-4th, 64-CH |
| Darrell Hedric | Miami (OH) 1953, 55 | 2 | 2 | | 0 | | 4 | 0-2 | |
| Mitch Henderson | Princeton 1996-98 | 5 | 24-47 | 6-15 | 5-8 | 11 | 59 | 2-3 | |
| Fred Hoiberg | Iowa St. 1992-93, 95 | 5 | 21-50 | 5-23 | 10-14 | 32 | 57 | 2-3 | |
| Brad Holland | UCLA 1976-79 | 8 | 37-78 | | 18-21 | 9 | 92 | 4-4 | |
| Shaheen Holloway | Seton Hall 2000 | 2 | 12-19 | 3-3 | 2-2 | 5 | 29 | 2-1 | |
| Mike Hopkins | Syracuse 1990-92 | 4 | 5-8 | 0-3 | 3-3 | 5 | 13 | 2-2 | |
| Darrin Horn | Western Ky. 1993-95 | 6 | 24-56 | 5-11 | 13-17 | 26 | 66 | 3-3 | |
| Juwan Howard | Michigan 1992-94 | 16 | 109-205 | 1-3 | 61-85 | 126 | 280 | 13-3 | 1992-2d*, 93-2d*, 94-RR |
| Ben Howland | Weber St. 1978-79 | 3 | 12-23 | | 8-10 | 5 | 22 | 2-2 | |
| Larry Hunter | Ohio 1970 | 1 | 1-3 | | 0-0 | 3 | 2 | 0-1 | |
| Ron Hunter | Miami (OH) 1984-86 | 3 | 10-18 | | 1-2 | 6 | 21 | 0-3 | |
| Bobby Hurley | Duke 1990-93 | 20 | 69-161 | 42-96 | 62-76 | 48 | 239 | 18-2 | 1990-2d, 91-CH, 92-CH |
| Dan Hurley | Seton Hall 1992-93 | 5 | 6-17 | 5-9 | 5-6 | 8 | 22 | 3-2 | |
| Martin Inglesby | Notre Dame 2001 | 2 | 5-9 | 1-4 | 4-5 | 10 | 15 | 1-1 | |
| George Ivory | Mississippi Val. 1986 | 1 | 4-10 | | 6-8 | 1 | 14 | 0-1 | |
| Tim Jankovich | Kansas St. 1980-82 | 8 | 17-37 | | 15-21 | 7 | 47 | 6-2 | 1981-RR |
| Avery Johnson | Southern U. 1987-88 | 2 | 2-14 | 1-4 | 2-2 | 5 | 7 | 0-2 | |
| Sydney Johnson | Princeton 1996-97 | 3 | 8-22 | 3-15 | 0-1 | 10 | 17 | 1-2 | |
| Jeff Jones | Virginia 1981-82 | 7 | 27-46 | | 15-19 | 16 | 69 | 5-2 | 1981-3d |
| Johnny Jones | LSU 1981, 84 | 6 | 6-23 | | 1-4 | 7 | 13 | 3-3 | 1981-4th |
| LaVall Jordan | Butler 1998, 2000-01 | 4 | 17-37 | 7-19 | 1-3 | 15 | 42 | 1-3 | |
| Pat Kelsey | Xavier 1997-98 | 1 | 0-0 | 0-0 | 0-0 | 0 | 0 | 0-1 | |
| Andy Kennedy | UAB 1990 | 1 | 2-9 | 1-5 | 4-4 | 8 | 9 | 0-1 | |
| Bob Knight | Ohio St. 1960-62 | 11 | 14-36 | | 2-3 | 14 | 30 | 9-2 | 1960-CH, 61-2d, 62-2d |
| Pat Knight | Indiana 1993-95 | 7 | 2-4 | 0-1 | 0-0 | 2 | 4 | 5-3 | 1993-RR |
| Don Knodel | Miami (OH) 1953 | 1 | 4 | | 1 | | 9 | 0-1 | |
| Brad Korn | Southern Ill. 2002-04 | 5 | 8-18 | 4-9 | 5-9 | 10 | 25 | 2-3 | |
| Lon Kruger | Kansas St. 1972-73 | 4 | 19-40 | | 18-22 | 21 | 56 | 2-2 | |
| Matt Langel | Penn 1999-00 | 2 | 10-22 | 7-17 | 0-0 | 3 | 27 | 0-2 | |
| Shantay Legans | California 2001-02 | 3 | 13-27 | 6-15 | 8-8 | 5 | 40 | 1-2 | |
| Dave Leitao | Northeastern 1981-82 | 4 | 9-21 | | 4-8 | 23 | 22 | 2-2 | |
| Jim Les | Bradley 1986 | 2 | 10-19 | | 17-21 | 9 | 37 | 1-1 | |
| Craig Littlepage | Penn 1971-73 | 9 | 10-24 | | 12-21 | 26 | 32 | 5-4 | 1971-RR, 72-RR |
| Chris Lowery | Southern Ill. 1993, 95 | 2 | 7-15 | 2-5 | 11-13 | 4 | 27 | 0-2 | |
| Jim Lynam | Saint Joseph's 1962-63 | 5 | 25-44 | | 13-20 | 13 | 63 | 2-3 | 1963-RR |

| Coach | Team-Years | G | FG-A | 3FG-A | FT-A | RB | Pts. | W-L+ | Finish |
|------------------|------------------------------|----|---------|-------|-------|-----|------|------|-------------------------|
| Fran McCaffery | Penn 1982 | 1 | 1-4 | | 0-1 | 0 | 2 | 0-1 | |
| Ray McCallum | Ball St. 1981 | 1 | 13-19 | | 0-0 | 2 | 26 | 0-1 | |
| Al McGuire | St. John's (NY) 1951 | 3 | 6-15 | | 9-17 | 12 | 21 | 2-1 | 1951-RR |
| Bones McKinney | North Carolina 1946 | 3 | 10 | | 5-10 | | 25 | 2-1 | 1946-2d |
| Matt McMahon | App State 2000 | 1 | 1-6 | 1-5 | 0-0 | 1 | 3 | 0-1 | |
| Chris Mack | Evansville 1989, Xavier 1993 | 4 | 0-2 | 0-1 | 0-0 | 0 | 0 | 2-2 | |
| Danny Manning | Kansas 1985-88 | 16 | 140-257 | 2-6 | 46-66 | 117 | 328 | 13-3 | 1988-CH |
| Steve Masiello | Kentucky 1997-99 | 7 | 0-4 | 0-1 | 0-0 | 3 | 0 | 6-1 | |
| Joe Mihalich | La Salle 1978 | 1 | 0-0 | | 0-0 | | 0 | 0-1 | |
| Ralph Miller | Kansas 1940, 42 | 5 | 11 | | 12-23 | | 34 | 3-2 | 1940-2d |
| Sean Miller | Pittsburgh 1988-89, 91 | 5 | 10-36 | 8-24 | 9-9 | 10 | 37 | 2-3 | |
| Wes Miller | North Carolina 2005-07 | 9 | 6-20 | 6-20 | 1-2 | 7 | 19 | 10-2 | 2005-CH, 07-RR |
| Chris Mooney | Princeton 1991-92 | 2 | 4-12 | 3-5 | 0-0 | 2 | 11 | 0-2 | |
| Stan Morrison | California 1960 | 3 | 2 | | 1 | | 5 | 2-1 | 1960-2d |
| Porter Moser | Creighton 1989 | 1 | 2-4 | 1-1 | 1-1 | 0 | 6 | 0-1 | |
| Joe Mullaney | Holy Cross 1947-48 | 6 | 14 | | 4 | | 32 | 5-1 | 1947-CH, 48-3d |
| Chris Mullin | St. John's (NY) 1982-85 | 10 | 73-143 | | 61-74 | 43 | 207 | 6-4 | 1985-T3d |
| Jeff Mullins | Duke 1963-64 | 8 | 84-156 | | 32-40 | 63 | 200 | 6-2 | 1963-3d, 64-2d |
| Frank Mulzoff | St. John's (NY) 1951 | 3 | 2-15 | | 2-2 | 9 | 6 | 2-1 | 1951-RR |
| Eric Musselman | San Diego 1987 | 1 | 1-2 | 1-2 | 0-0 | 0 | 3 | 0-1 | |
| Jeff Neubauer | La Salle 1992 | 1 | 1-2 | 1-2 | 0-0 | 0 | 3 | 0-1 | |
| C.M. Newton | Kentucky 1951 | 2 | 0-0 | | 0-0 | 0 | 0 | 2-0 | 1951-CH |
| Jim O'Brien | Saint Joseph's 1973-74 | 2 | 4-15 | | 2-3 | 3 | 10 | 0-2 | |
| Fran O'Hanlon | Villanova 1969-70 | 4 | 23-56 | | 12-16 | 21 | 58 | 2-2 | 1970-RR |
| Kevin Ollie | UConn 1992, 94-95 | 9 | 14-41 | 1-6 | 18-20 | 23 | 47 | 6-3 | 1995-RR |
| Louis Orr | Syracuse 1977-80 | 7 | 35-67 | | 19-30 | 54 | 89 | 3-4 | |
| Tim O'Shea | Boston College 1981, 83 | 5 | 0-0 | | 0-1 | 3 | 0 | 3-2 | |
| Matt Painter | Purdue 1990-91, 93 | 3 | 3-8 | 1-5 | 2-4 | 5 | 9 | 1-3 | |
| Doyle Parrack | Oklahoma St. 1945 | 3 | 12 | | 2 | | 26 | 3-0 | 1945-CH |
| Josh Pastner | Arizona 1998 | 2 | 0-2 | 0-1 | 0-0 | 2 | 0 | 3-1 | 1998-RR |
| Jerry Peirson | Miami (OH) 1966 | 1 | 4-7 | | 1-2 | 4 | 9 | 0-1 | |
| John Pelphrey | Kentucky 1992 | 4 | 26-41 | 9-17 | 15-15 | 14 | 76 | 3-1 | 1992-RR |
| Tom Penders | UConn 1965, 67 | 2 | 4-9 | | 3-6 | 4 | 11 | 0-2 | |
| Dom Perno | UConn 1963-64 | 4 | 10-44 | | 13-19 | 11 | 33 | 2-2 | 1964-RR |
| Buzz Peterson | North Carolina 1982, 84-85 | 11 | 7-25 | | 5-8 | 10 | 19 | 9-2 | 1982-CH, 84-RR |
| Steve Pikiell | UConn 1990-91 | 5 | 3-5 | 2-2 | 2-6 | 4 | 10 | 5-2 | 1990-RR |
| Jerry Pimm | Southern California 1960 | 1 | 6-20 | | 4-5 | 7 | 16 | 0-1 | |
| Mark Pope | Kentucky 1995-96 | 10 | 19-42 | 4-9 | 15-21 | 36 | 57 | 9-1 | 1995-RR, 96-CH |
| Tic Price | Virginia Tech 1979 | 2 | 2-7 | | 0-0 | 3 | 4 | 1-1 | |
| Roger Reid | Weber St. 1968 | 1 | 2-4 | | 0-0 | 1 | 4 | 0-1 | |
| Dave Rice | UNLV 1990-91 | 5 | 1-7 | 1-5 | 0-0 | 3 | 3 | 10-1 | 1990-CH, 91-T3d |
| Nolan Richardson | UTEP 1963 | 1 | 2-7 | | 0-1 | 2 | 4 | 0-1 | |
| Red Rocha | Oregon St. 1947 | 2 | 8 | | 5 | | 21 | 1-1 | |
| Jack Rohan | Columbia 1951 | 1 | 0-1 | | 0-0 | 0 | 0 | 0-1 | |
| Dave Rose | Houston 1981, 83 | 5 | 1-6 | | 1-2 | 2 | 3 | 4-2 | 1983-2d |
| Jeff Ruland | Iona 1979-80 | 3 | 21-31 | | 9-16 | 31 | 51 | 1-2 | |
| Jim Satalin | St. Bonaventure 1968 | 3 | 9-35 | | 6-7 | 11 | 24 | 1-2 | |
| Jon Scheyer | Duke 2007-10 | 12 | 45-127 | 25-74 | 57-64 | 41 | 172 | 9-3 | 2010-CH |
| Charlie Schmaus | VMI 1964 | 1 | 2-7 | | 1-1 | 5 | 5 | 0-1 | |
| Mark Schmidt | Boston College 1982, 85 | 7 | 1-4 | 0-0 | 2-2 | 6 | 4 | 5-2 | 1982-RR |
| Joe Scott | Princeton 1984 | 2 | 2-3 | | 0-0 | 2 | 4 | 1-1 | |
| Bill Self | Oklahoma St. 1985 | 1 | 3-4 | | 2-4 | 4 | 8 | 0-1 | |
| Howard Shannon | Kansas St. 1948 | 3 | 11 | | 15 | | 37 | 1-2 | 1948-4th |
| John Shumate | Notre Dame 1974 | 3 | 35-50 | | 16-18 | 34 | 86 | 2-1 | |
| Byron Smith | Houton 1990 | 1 | 7-14 | 2-2 | 2-3 | 3 | 18 | 0-1 | |
| Dean Smith | Kansas 1952-53 | 7 | 1 | | 2 | | 4 | 6-1 | 1952-CH, 53-2d |
| Quin Snyder | Duke 1986-89 | 16 | 22-62 | 6-26 | 13-27 | 40 | 63 | 13-3 | 1986-2d, 88-T3d, 89-T3d |
| Danny Sprinkle | Montana St. 1996 | 1 | 2-8 | 1-3 | 2-2 | 3 | 7 | 0-1 | |
| Kevin Stallings | Purdue 1980 | 6 | 2-7 | | 2-3 | 2 | 6 | 5-1 | 1980-3d |
| Andy Stoglin | UTEP 1964 | 3 | 12-34 | | 10-11 | 21 | 34 | 2-1 | |
| Bill Strannigan | Wyoming 1941 | 2 | 11 | | 2-5 | | 24 | 0-2 | |
| Gene Sullivan | Notre Dame 1953 | 3 | 3 | | 2 | | 8 | 2-1 | 1953-RR |
| Eddie Sutton | Oklahoma St. 1958 | 3 | 8-13 | | 4-4 | 11 | 20 | 2-1 | 1958-RR |

| Coach | Team-Years | G | FG-A | 3FG-A | FT-A | RB | Pts. | W-L+ | Finish |
|---------------------|------------------------|----|--------|-------|-------|----|------|------|----------|
| Scott Sutton | Oklahoma St. 1993-94 | 4 | 0-1 | 0-0 | 0-0 | 2 | 0 | 2-2 | |
| Johnny Swaim | TCU 1952-53 | 4 | 8 | | 3 | | 19 | 2-2 | |
| Fred Taylor | Ohio St. 1950 | 2 | 9-26 | | 0-3 | | 18 | 1-1 | |
| Reggie Theus | UNLV 1976-77 | 7 | 38-75 | | 21-29 | 29 | 97 | 5-2 | 1977-3d |
| Bob Thomason | Pacific 1971 | 2 | 11-32 | | 8-11 | 5 | 30 | 1-1 | |
| Brooks Thompson | Oklahoma St. 1993-94 | 4 | 17-43 | 11-29 | 4-4 | 10 | 49 | 2-2 | |
| John Thompson | Providence 1964 | 1 | 7-13 | | 4-8 | 3 | 18 | 0-1 | |
| Mark Turgeon | Kansas 1984-87 | 12 | 10-21 | 2-4 | 3-4 | 9 | 25 | 8-4 | 1986-T3d |
| Ralph Underhill | Tennessee Tech 1964 | 1 | 0-1 | | 0-0 | 1 | 0 | 0-1 | |
| Jan van Breda Kolff | Vanderbilt 1974 | 2 | 4-11 | | 6-6 | 15 | 14 | 0-2 | |
| Joe Vancisin | Dartmouth 1944 | 3 | 5 | | 0-0 | | 10 | 2-1 | 1944-2d |
| Sox Walseth | Colorado 1946 | 2 | 7 | | 4-4 | | 18 | 1-1 | |
| Melvin Watkins | Charlotte 1977 | 5 | 24-41 | | 10-15 | 20 | 58 | 3-2 | 1977-4th |
| Paul Westhead | Saint Joseph's 1960-61 | 5 | 3-15 | | 4-6 | 11 | 10 | 2-3 | 1961-3d* |
| Mike White | Florida 1997-99 | 4 | 2-12 | 2-10 | 1-2 | 5 | 7 | 1-3 | |
| Dereck Whittenburg | NC State 1982-83 | 5 | 51-104 | | 27-32 | 14 | 129 | 6-1 | 1983-CH |
| Steve Wojciechowski | Duke 1996-98 | 7 | 10-26 | 9-22 | 9-13 | 19 | 38 | 4-3 | 1998-RR |
| Sean Woods | Kentucky 1992 | 4 | 26-43 | 1-3 | 14-20 | 11 | 67 | 3-1 | 1992-RR |
| Mike Woodson | Indiana 1978, 80 | 4 | 34-67 | | 9-13 | 20 | 77 | 2-2 | |
| Tom Young | Maryland 1958 | 3 | 9 | | 20 | | 38 | 2-1 | |

+W-L for games played by the team (blanks above mean those figures were not listed in available box scores).

*Appearance later vacated by NCAA/Committee on Infractions

COACHES OF ALL-TIME FINAL FOUR APPEARANCES

13 TIMES

| Coach | Tournament Team: Year-Finish | W-L | Pct. |
|-----------------|---|------|------|
| Mike Krzyzewski | Duke: 1986-2d, 88-T3d, 89-T3d, 90-2d, 91-CH, 92-CH, 94-2d, 99-2d, 2001-CH, 04-T3d, 10-CH, 15-CH, 22-T3d | 14-8 | .636 |

12 TIMES

| Coach | Tournament Team: Year-Finish | W-L | Pct. |
|-------------|---|------|------|
| John Wooden | UCLA: 1962-4th, 64-CH, 65-CH, 67-CH, 68-CH, 69-CH, 70-CH, 71-CH, 72-CH, 73-CH, 74-3d, 75-CH | 21-3 | .875 |

11 TIMES

| Coach | Tournament Team: Year-Finish | W-L | Pct. |
|------------|--|------|------|
| Dean Smith | North Carolina: 1967-4th, 68-2d, 69-4th, 72-3d, 77-2d, 81-2d, 82-CH, 91-T3d, 93-CH, 95-T3d, 97-T3d | 8-11 | .421 |

9 TIMES

| Coach | Tournament Team: Year-Finish | W-L | Pct. |
|--------------|--|-----|------|
| Roy Williams | Kansas: 1991-2d, 93-T3d, 2002-T3d, 03-2d; North Carolina: 2005-CH, 08-T3d, 09-CH, 16-2d, 17-CH | 9-6 | .600 |

8 TIMES

| Coach | Tournament Team: Year-Finish | W-L | Pct. |
|-----------|--|-----|------|
| †Tom Izzo | Michigan St.: 1999-T3d, 2000-CH, 01-T3d, 05-T3d, 09-2d, 10-T3d, 15-T3d, 19-T3d | 3-7 | .300 |

6 TIMES

| Coach | Tournament Team: Year-Finish | W-L | Pct. |
|-------------|---|-----|------|
| Denny Crum | Louisville: 1972-4th, 75-3d, 80-CH, 82-T3d, 83-T3d, 86-CH | 5-5 | .500 |
| Adolph Rupp | Kentucky: 42-T3d, 48-CH, 49-CH, 51-CH, 58-CH, 66-2d | 9-2 | .818 |

5 TIMES

| Coach | Tournament Team: Year-Finish | W-L | Pct. |
|---------------|---|-----|------|
| Jim Boeheim | Syracuse: 1987-2d, 96-2d, 2003-CH, 13-T3d, 16-T3d | 4-4 | .500 |
| Bob Knight | Indiana: 1973-3d, 76-CH, 81-CH, 87-CH, 92-T3d | 7-2 | .778 |
| Guy Lewis | Houston: 67-3d, 68-4th, 82-T3d, 83-2d, 84-2d | 3-6 | .333 |
| Lute Olson | Iowa: 1980-4th; Arizona: 88-T3d, 94-T3d, 97-CH, 2001-2d | 3-5 | .375 |
| *†Rick Pitino | Providence: 1987-T3d; Kentucky: 93-T3d, 96-CH, 97-2d; Louisville: 2005-T3d, *12-T3d, *13-CH | 3-4 | .429 |

4 TIMES

| Coach | Tournament Team: Year-Finish | W-L | Pct. |
|-----------------|--|-----|------|
| Jim Calhoun | UConn: 1999-CH, 2004-CH, 09-T3d, 11-CH | 6-1 | .857 |
| *†John Calipari | Massachusetts: *1996-T3d; Memphis: *2008-2d; Kentucky: 11-T3d, 12-CH, 14-2d, 15-T3rd | 3-3 | .500 |
| Billy Donovan | Florida: 2000-2d, 06-CH, 07-CH, 14-T3d | 5-2 | .714 |
| Jack Gardner | Kansas St.: 1948-4th, 51-2d; Utah: 61-4th, 66-4th | 1-7 | .125 |
| Henry Iba | Oklahoma St.: 1945-CH, 46-CH, 49-2d, 51-4th | 5-3 | .625 |
| Harold Olsen | Ohio St.: 1939-2d, 44-T3d, 45-T3d, 46-3d | 2-4 | .333 |
| *†Bill Self | Kansas: 2008-CH, 12-2d, 18-T3d*, 22-CH | 5-1 | .833 |
| Jerry Tarkanian | UNLV: 1977-3d, 87-T3d, 90-CH, 91-T3d | 3-3 | .500 |
| Fred Taylor | Ohio St.: 1960-CH, 61-2d, 62-2d, 68-3d | 5-3 | .625 |
| Jay Wright | Villanova: 2009-T3d, 16-CH, 18-CH, 22-T3d | 4-2 | .667 |

3 TIMES

| Coach | Tournament Team: Year-Finish | W-L | Pct. |
|-----------------|---|-----|------|
| Phog Allen | Kansas: 1940-2d, 52-CH, 53-2d | 4-2 | .667 |
| Forddy Anderson | Bradley: 1950-2d, 54-2d; Michigan St.: 57-4th | 2-4 | .333 |
| Vic Bubas | Duke: 1963-3d, 64-2d, 66-3d | 3-3 | .500 |
| Harry Combes | Illinois: 1949-3d, 51-3d, 52-3d | 3-3 | .500 |
| Joe B. Hall | Kentucky: 1975-2d, 78-CH, 84-T3d | 3-2 | .600 |
| Ben Howland | UCLA: 2006-2d, 07-T3d, 08-T3d | 1-3 | .250 |

| Coach | Tournament Team: Year-Finish | W-L | Pct. |
|------------------|---|------------|-------------|
| Ed Jucker | Cincinnati: 1961-CH, 62-CH, 63-2d | 5-1 | .833 |
| Nolan Richardson | Arkansas: 1990-T3d, 94-CH, 95-2d | 3-2 | .600 |
| Eddie Sutton | Arkansas: 1978-3d; Oklahoma St.: 95-T3d, 2004-T3d | 1-3 | .250 |
| John Thompson | Georgetown: 1982-2d, 84-CH, 85-2d | 4-2 | .667 |
| Phil Woolpert | San Francisco: 1955-CH, 56-CH, 57-3d | 5-1 | .833 |

2 TIMES

| Coach | Tournament Team: Year-Finish | W-L | Pct. |
|------------------|---|------------|-------------|
| Gene Bartow | Memphis: 1973-2d; UCLA: 76-3d | 2-2 | .500 |
| John Beilein | Michigan: 2013-2d, 18-2d | 2-2 | .500 |
| Dale Brown | LSU: 1981-4th, 86-T3d | 0-3 | .000 |
| *Larry Brown | UCLA: *1980-2d; Kansas: 86-T3d, 88-CH | 2-1 | .667 |
| Bruce Drake | Oklahoma: 1939-T3d, 47-2d | 1-2 | .333 |
| Hugh Durham | Florida St.: 1972-2d; Georgia: 83-T3d | 1-2 | .333 |
| †Mark Few | Gonzaga: 2017-2d, 2021-2d | 2-2 | .500 |
| Slats Gill | Oregon St.: 1949-4th, 63-4th | 0-4 | .000 |
| Bill Guthridge | North Carolina: 1998-T3d, 2000-T3d | 0-2 | .000 |
| Bill Henderson | Baylor: 1948-2d, 50-4th | 1-3 | .250 |
| Lou Henson | New Mexico St.: 1970-3d; Illinois: 89-T3d | 1-2 | .333 |
| Terry Holland | Virginia: 1981-3d, 84-T3d | 1-2 | .333 |
| Nat Holman | CCNY: 1947-4th, 50-CH | 2-2 | .500 |
| Bob Huggins | Cincinnati: 1992-T3d; West Virginia: 2010-T3d | 0-2 | .000 |
| Doggie Julian | Holy Cross: 1947-CH, 48-3d | 3-1 | .750 |
| Lon Kruger | Florida: 1994-T3d; Oklahoma: 2016-T3d | 0-2 | .000 |
| †Jim Larranaga | George Mason: 2006-T3d, 2023-T3d | 0-2 | .000 |
| Harry Litwack | Temple: 1956-3d, 58-3d | 2-2 | .500 |
| Ken Loeffler | La Salle: 1954-CH, 55-2d | 3-1 | .750 |
| †Thad Matta | Ohio St.: 2007-2d, 12-T3d | 1-2 | .333 |
| Branch McCracken | Indiana: 1940-CH, 53-CH | 4-0 | 1.000 |
| Al McGuire | Marquette: 1974-2d, 77-CH | 3-1 | .750 |
| Frank McGuire | St. John's (NY): 1952-2d; North Carolina: 57-CH | 3-1 | .750 |
| Ray Meyer | DePaul: 1943-T3d, 79-3d | 1-2 | .333 |
| Pete Newell | California: 1959-CH, 60-2d | 3-1 | .750 |
| Bucky O'Connor | Iowa: 1955-4th, 56-2d | 1-3 | .250 |
| Ted Owens | Kansas: 1971-4th, 74-4th | 0-4 | .000 |
| Lee Rose | Charlotte: 1977-4th; Purdue: 80-3d | 1-3 | .250 |
| Bo Ryan | Wisconsin: 2014-T3d, 15-2d | 1-2 | .000 |
| †Kelvin Sampson | Oklahoma: 2002-T3d; Houston: 2021-T3d | 0-2 | .000 |
| George Smith | Cincinnati: 1959-3d, 60-3d | 2-2 | .500 |
| Brad Stevens | Butler: 2010-2d, 11-2d | 2-2 | .500 |
| Dave Strack | Michigan: 1964-3d, 65-2d | 2-2 | .500 |
| Gary Williams | Maryland: 2001-T3d, 2002-CH | 2-1 | .667 |
| Tex Winter | Kansas St.: 1958-4th, 64-4th | 0-4 | .000 |

1 TIME

| Coach | Tournament Team: Year-Finish | W-L | Pct. |
|-----------------|-------------------------------------|------------|-------------|
| †Dana Altman | Oregon: 2017-T3d | 0-1 | .000 |
| †Rick Barnes | Texas: 2003-T3d | 0-1 | .000 |
| Sam Barry | Southern California: 1940-T3d | 0-1 | .000 |
| †Chris Beard | Texas Tech: 2018-2d | 1-1 | .500 |
| Dick Bennett | Wisconsin: 2000-T3d | 0-1 | .000 |
| †Tony Bennett | Virginia: 2019-CH | 2-0 | 1.000 |
| John Brady | LSU: 2006-T3d | 0-1 | .000 |
| Earl Brown | Dartmouth: 1944-2d | 1-1 | .500 |
| Howard Cann | NYU: 1945-2d | 1-1 | .500 |
| P.J. Carlesimo | Seton Hall: 1989-2d | 1-1 | .500 |
| Harold Carlson | Pittsburgh: 1941-T3d | 0-1 | .000 |
| Lou Carnesecca | St. John's (NY): 1985-T3d | 0-1 | .000 |
| Ben Carnevale | North Carolina: 1946-2d | 1-1 | .500 |
| Everett Case | NC State: 1950-3d | 1-1 | .500 |
| John Castellani | Seattle U.: 1958-2d | 1-1 | .500 |
| Ozzie Cowles | Dartmouth: 1942-2d | 1-1 | .500 |

| Coach | Tournament Team: Year-Finish | W-L | Pct. |
|------------------|-------------------------------------|------------|-------------|
| Frosty Cox | Colorado: 1942-T3d | 0-1 | .000 |
| Tom Crean | Marquette: 2003-T3d | 0-1 | .000 |
| Bobby Cremins | Georgia Tech: 1990-T3d | 0-1 | .000 |
| †Mick Cronin | UCLA: 2021-T3d | 0-1 | .000 |
| Roy Danforth | Syracuse: 1975-4th | 0-2 | .000 |
| Chick Davies | Duquesne: 1940-T3d | 0-1 | .000 |
| †Hubert Davis | North Carolina: 2022-2d | 1-1 | .500 |
| †Mike Davis | Indiana: 2002-2d | 1-1 | .500 |
| Everett Dean | Stanford: 1942-CH | 2-0 | 1.000 |
| Don Donoher | Dayton: 1967-2d | 1-1 | .500 |
| †Scott Drew | Baylor: 2021-CH | 2-0 | 1.000 |
| †Brian Dutcher | San Diego St.: 2023-2d | 1-1 | .500 |
| Tippy Dye | Washington: 1953-3d | 1-1 | .500 |
| Bob Feerick | Santa Clara: 1952-4th | 0-2 | .000 |
| *Steve Fisher | Michigan: 1989-CH, *92-2d, *93-2d | 2-0 | 1.000 |
| Bill E. Foster | Duke: 1978-2d | 1-1 | .500 |
| Bud Foster | Wisconsin: 1941-CH | 2-0 | 1.000 |
| Jack Friel | Washington St.: 1941-2d | 1-1 | .500 |
| Dave Gavitt | Providence: 1973-4th | 0-2 | .000 |
| Bully Gilstrap | Texas: 1943-T3d | 0-1 | .000 |
| Jack Gray | Texas: 1947-3d | 1-1 | .500 |
| Elmer Gross | Penn St.: 1954-3d | 1-1 | .500 |
| Dick Harp | Kansas: 1957-2d | 1-1 | .500 |
| Jim Harrick | UCLA: 1995-CH | 2-0 | 1.000 |
| Don Haskins | UTEP: 1966-CH | 2-0 | 1.000 |
| Doc Hayes | SMU: 1956-4th | 0-2 | .000 |
| Jud Heathcote | Michigan St.: 1979-CH | 2-0 | 1.000 |
| Paul Hewitt | Georgia Tech: 2004-2d | 1-1 | .000 |
| Peck Hickman | Louisville: 1959-4th | 0-2 | .000 |
| Howard Hobson | Oregon: 1939-CH | 2-0 | 1.000 |
| Bill Hodges | Indiana St.: 1979-2d | 1-1 | .500 |
| Dan Hurley | UConn: 2023-CH | 2-0 | 1.000 |
| George Ireland | Loyola Chicago: 1963-CH | 2-0 | 1.000 |
| Maurice John | Drake: 1969-3d | 1-1 | .500 |
| George King | Purdue: 1969-2d | 1-1 | .500 |
| Eugene Lambert | Arkansas: 1945-T3d | 0-1 | .000 |
| Bebe Lee | Colorado: 1955-3d | 1-1 | .500 |
| Rick Majerus | Utah: 1998-2d | 1-1 | .500 |
| Gregg Marshall | Wichita St.: 2013-T3d | 0-1 | .000 |
| †Frank Martin | South Carolina: 2017-T3d | 0-1 | .000 |
| Rollie Massimino | Villanova: 1985-CH | 2-0 | 1.000 |
| †Dusty May | Fla. Atlantic: 2023-T3d | 0-1 | .000 |
| Bones McKinney | Wake Forest: 1962-3d | 1-1 | .500 |
| Louis Menze | Iowa St.: 1944-T3d | 0-1 | .000 |
| Mike Montgomery | Stanford: 1998-T3d | 0-1 | .000 |
| †Porter Moser | Loyola Chicago: 2018-T3d | 0-1 | .000 |
| Kevin Ollie | UConn: 2014-CH | 2-0 | 1.000 |
| Johnny Orr | Michigan: 1976-2d | 1-1 | .500 |
| †Bruce Pearl | Auburn: 2019-T3d | 0-1 | .000 |
| Vadal Peterson | Utah: 1944-CH | 2-0 | 1.000 |
| Digger Phelps | Notre Dame: 1978-4th | 0-2 | .000 |
| Nibs Price | California: 1946-4th | 0-2 | .000 |
| Harry Rabenhorst | LSU: 1953-4th | 0-2 | .000 |
| Elmer Ripley | Georgetown: 1943-2d | 1-1 | .500 |
| Glen Rose | Arkansas: 1941-T3d | 0-1 | .000 |
| Lou Rossini | NYU: 1960-4th | 0-2 | .000 |
| Fred Schaus | West Virginia: 1959-2d | 1-1 | .500 |
| Alex Severance | Villanova: 1939-T3d | 0-1 | .000 |
| Everett Shelton | Wyoming: 1943-CH | 2-0 | 1.000 |
| Norm Sloan | NC State: 1974-CH | 2-0 | 1.000 |
| †Shaka Smart | VCU: 2011-T3d | 0-1 | .000 |
| Tubby Smith | Kentucky: 1998-CH | 2-0 | 1.000 |
| Gary Thompson | Wichita St.: 1965-4th | 0-2 | .000 |

| Coach | Tournament Team: Year-Finish | W-L | Pct. |
|-----------------------|-------------------------------|-----|-------|
| John Thompson III | Georgetown: 2007-T3d | 0-1 | .000 |
| Billy Tubbs | Oklahoma: 1988-2d | 1-1 | .500 |
| Forrest Twogood | Southern California: 1954-4th | 0-2 | .000 |
| Jim Valvano | NC State: 1983-CH | 2-0 | 1.000 |
| Butch van Breda Kolff | Princeton: 1965-3d | 1-1 | .500 |
| Bruce Weber | Illinois: 2005-2d | 1-1 | .500 |
| Bob Weinhauer | Penn: 1979-4th | 0-2 | .000 |
| Larry Weise | St. Bonaventure: 1970-4th | 0-2 | .000 |
| Joe Williams | Jacksonville: 1970-2d | 1-1 | .500 |
| Richard Williams | Mississippi St.: 1996-T3d | 0-1 | .000 |
| Tom Young | Rutgers: 1976-4th | 0-2 | .000 |

†Active. *Appearance later vacated by NCAA/Committee on Infractions

ALL TOURNAMENT APPEARANCES VACATED

| Coach | Tournament Team: Year-Finish | W-L | Pct. |
|---------------|------------------------------|-----|------|
| Clem Haskins | Minnesota: 1997-T3d | 0-1 | .000 |
| Dana Kirk | Memphis: 1985-T3d | 0-1 | .000 |
| Jack Kraft | Villanova: 1971-2d | 1-1 | .500 |
| Jim O'Brien | Ohio St.: 1999-T3d | 0-1 | .000 |
| Johnny Oldham | Western Ky.: 1971-3d | 1-1 | .500 |
| Jack Ramsay | Saint Joseph's: 1961-3d | 1-1 | .500 |

CHAMPIONSHIP COACHES' AGES

Coach's age the day his team won the championship.

YOUNGEST CHAMPIONSHIP AGE OF COACH

| Rk. | Coach | School | Year | Yrs | Ms | Ds |
|-----|------------------|----------------|------|-----|----|----|
| 1. | Branch McCracken | Indiana | 1940 | 31 | 9 | 21 |
| 2. | Harold Foster | Wisconsin | 1941 | 34 | 9 | 29 |
| 3. | Fred Taylor | Ohio St. | 1960 | 35 | 3 | 16 |
| 4. | Bob Knight | Indiana | 1976 | 35 | 5 | 4 |
| 5. | Howard Hobson | Oregon | 1939 | 35 | 8 | 23 |
| 6. | Don Haskins | UTEP | 1966 | 36 | 0 | 5 |
| 7. | Jim Valvano | NC State | 1983 | 37 | 0 | 24 |
| 8. | Phil Woolpert | San Francisco | 1955 | 39 | 2 | 0 |
| 9. | Phil Woolpert | San Francisco | 1956 | 40 | 2 | 5 |
| 10. | Frank McGuire | North Carolina | 1957 | 40 | 4 | 15 |

| Rk. | Coach | School | Year | Yrs | Ms | Ds |
|-----|---------------|----------|------|-----|----|----|
| 5. | Dan Hurley | UConn | 2023 | 50 | 3 | 18 |
| 6. | Scott Drew | Baylor | 2021 | 50 | 5 | 13 |
| 7. | John Calipari | Kentucky | 2012 | 53 | 1 | 22 |
| 8. | Bill Self | Kansas | 2022 | 59 | 3 | 8 |

OLDEST CHAMPIONSHIP AGE OF COACH

| Rk. | Coach | School | Year | Yrs | Ms | Ds |
|-----|-----------------|----------------|------|-----|----|----|
| 1. | Jim Calhoun | UConn | 2011 | 68 | 10 | 25 |
| 2. | Mike Krzyzewski | Duke | 2015 | 68 | 1 | 24 |
| 3. | Roy Williams | North Carolina | 2017 | 66 | 8 | 2 |
| 4. | Phog Allen | Kansas | 1952 | 66 | 4 | 8 |
| 5. | John Wooden | UCLA | 1975 | 64 | 5 | 17 |
| 6. | Mike Krzyzewski | Duke | 2010 | 63 | 1 | 22 |
| 7. | Lute Olson | Arizona | 1997 | 62 | 6 | 9 |
| 8. | John Wooden | UCLA | 1973 | 62 | 5 | 12 |
| 9. | Dean Smith | North Carolina | 1993 | 62 | 1 | 7 |
| 10. | Jim Calhoun | UConn | 2004 | 61 | 10 | 25 |

ACTIVE YOUNGEST TO OLDEST CHAMPIONSHIP AGE OF COACH

| Rk. | Coach | School | Year | Yrs | Ms | Ds |
|-----|--------------|--------------|------|-----|----|----|
| 1. | Rick Pitino | Kentucky | 1996 | 43 | 6 | 13 |
| 2. | Tom Izzo | Michigan St. | 2000 | 45 | 2 | 3 |
| 3. | Bill Self | Kansas | 2008 | 45 | 3 | 10 |
| 4. | Tony Bennett | Virginia | 2019 | 49 | 10 | 7 |

TOURNAMENT COACHES

**Appearance later vacated by the NCAA/Committee on Infractions. # See Notes on Coaches. (Both vacated participation numbers and coaches' notes are at the back of this list.)*

| Coach (Alma Mater) Career Record for Retired Coaches Only, Tourney Teams and Years in Tourney | Yrs | Tournament | | | Last Year of Career |
|--|-----|------------|----|------|---------------------|
| | | W | L | Pct. | |
| Amir Abdur-Rahim (Southeastern La. 2004) Kennesaw St.: 2023 | 1 | 0 | 1 | .000 | Active |
| Ron Abegglen (BYU 1962) 13: 260-129; Weber St.: 1995, 99 | 2 | 2 | 2 | .500 | 1999 |
| Dick Acres (UC Santa Barbara) 3: 47-34; Oral Roberts: 1984 | 1 | 0 | 1 | .000 | 1985 |
| Mark Adams (Texas Tech 1979) 16: 295-195; Texas Tech: 2022 | 1 | 2 | 1 | .667 | 2023 |
| Mike Adras (UC Santa Barbara 1983) 13: 193-170; Northern Ariz.: 2000 | 1 | 0 | 1 | .000 | 2012 |
| Stan Albeck (Bradley 1955) 19: 284-188; Bradley: 1988 | 1 | 0 | 1 | .000 | 1991 |
| Griff Aldrich (Hampden-Sydney 1996) Longwood: 2022 | 1 | 0 | 1 | .000 | Active |
| Casey Alexander (Belmont 1995) Lipscomb: 2018 | 1 | 0 | 1 | .000 | Active |
| Cy Alexander (Catawba 1975) 5 at South Carolina St.: 1989, 96, 98, 2000, 03; 1 at N.C. A&T: 13 | 6 | 1 | 6 | .143 | 2016 |
| Steve Alford (Indiana 1987) 1 at Missouri St.: 1999; 3 at Iowa: 2001, 05, 06; 3 at New Mexico: 10, 12, 13; 4 at UCLA: 2014-RR, 15-RR, 17, 18; 1 at Nevada: 23 | 12 | 11 | 12 | .478 | Active |
| Frankie Allen (Roanoke 1971) 24: 265-433; Tennessee St.: 1993, 94 | 2 | 0 | 2 | .000 | 2014 |
| George Allen (West Virginia 1935) 3: 39-20; Brown: 1939-RR | 1 | 0 | 1 | .000 | 1941 |
| Phog Allen (Kansas 1906) 46: 770-233; Kansas: 1940-2d, 42-RR, 52-CH, 53-2d | 4 | 10 | 3 | .769 | 1956 |
| Sonny Allen (Marshall 1959) 22: 356-260; Nevada: 1984, 85 | 2 | 0 | 2 | .000 | 1987 |
| Dana Altman (Eastern N.M. 1980) 1 at Kansas St.: 1993; 7 at Creighton: 99, 2000, 01, 02, 03, 05, 07; 7 at Oregon: 13, 14, 15, 16-RR, 17-T3d, 19, 21 | 15 | 17 | 15 | .531 | Active |
| Tommy Amaker (Duke 1987) 1 at Seton Hall: 2000; 4 at Harvard: 12, 13, 14, 15 | 5 | 4 | 5 | .444 | Active |
| Ladell Andersen (Utah St. 1951) 16: 286-168; 5 at Utah St.: 1962, 63, 64, 70-RR, 71; 3 at BYU: 84, 87, 88 | 8 | 6 | 10 | .375 | 1989 |
| Forddy Anderson (Stanford 1942) 24: 368-234; 2 at Bradley: 1950-2d, 54-2d; 2 at Michigan St.: 57-4th, 59-RR | 4 | 9 | 5 | .643 | 1970 |
| Harold Anderson (Otterbein 1924) 29: 504-226; Bowling Green: 1959, 62, 63 | 3 | 1 | 4 | .200 | 1963 |
| Jim Anderson (Oregon St. 1959) 6: 79-90; Oregon St.: 1990 | 1 | 0 | 1 | .000 | 1995 |
| Mike Anderson (Tulsa 1982) 3 at UAB: 2004, 05, 06; 3 at Missouri: 09-RR, 10, 11; 3 at Arkansas: 15, 17, 18 | 9 | 9 | 9 | .500 | Active |
| Tevester Anderson (Ark.-Pine Bluff 1962) 15: 252-222; 2 at Murray St.: 1999, 2002; 1 at Jackson St.: 07 | 3 | 0 | 3 | .000 | 2013 |
| Tobin Anderson (Wesleyan [CT] 1995) FDU: 2023 | 1 | 2 | 1 | .667 | Active |
| Tom Apke (Creighton 1965) 22: 328-292; Creighton: 1975, 78, 81 | 3 | 0 | 3 | .000 | 1996 |
| Lynn Archibald (Fresno St. 1968) 11: 163-152; Utah: 1986 | 1 | 0 | 1 | .000 | 1989 |
| Frank Arnold (Idaho St. 1956) 10: 148-139; BYU: 1979, 80, 81-RR | 3 | 3 | 3 | .500 | 1987 |
| Murray Arnold (American 1960) 22: 407-221; 3 at Chattanooga: 1981, 82, 83; 1 at Western Ky.: 87 | 4 | 2 | 4 | .333 | 2001 |
| Ronnie Arrow (Texas St. 1969) 22: 345-252; 3 at South Ala.: 1989, 91, 2008; 1 at A&M-Corpus Christi: 07 | 4 | 1 | 4 | .200 | 2013 |
| Tom Asbury (Wyoming 1967) 15: 240-213; 3 at Pepperdine: 1991, 92, 94; 1 at Kansas St.: 96 | 4 | 0 | 4 | .000 | 2011 |
| Presley Askew (Southeastern Okla. 1930) 15: 179-181; New Mexico St.: 1959, 60 | 2 | 0 | 2 | .000 | 1965 |
| Randy Ayers [Miami (OH) 1978] 8: 124-108; Ohio St.: 1990, 91, 92-RR | 3 | 6 | 3 | .667 | 1997 |
| John Bach (Fordham 1948) 28: 384-314; Fordham: 1953, 54 | 2 | 0 | 2 | .000 | 1978 |
| Jim Baechtold (Eastern Ky. 1952) 6: 70-57; Eastern Ky.: 1965 | 1 | 0 | 1 | .000 | 1967 |
| Tay Baker (Cincinnati 1950) 13: 195-149; Cincinnati: 1966 | 1 | 0 | 2 | .000 | 1979 |
| Roman Banks (Northwestern St. 1992) 6: 114-85; Southern U.: 2013, 16 | 2 | 0 | 2 | .000 | 2017 |
| Kevin Bannon (Saint Peter's 1979) 19: 335-211; Rider: 1993, 94 | 2 | 0 | 2 | .000 | 2001 |
| Tony Barbee (Massachusetts 1993) UTEP: 2010 | 1 | 0 | 1 | .000 | Active |
| Milton Barnes (Albion 1979) 4: 62-53; Eastern Wash.: 1998 | 1 | 0 | 1 | .000 | 2000 |
| Rick Barnes (Lenoir-Rhyne 1977) 3 at Providence: 1989, 90, 94; 3 at Clemson: 96, 97, 98; 16 at Texas: 99, 2000, 01, 02, 03-T3d, 04, 05, 06-RR, 07, 08-RR, 09, 10, 11, 12, 14, 15; 4 at Tennessee: 2018, 19, 21, 22, 23 | 27 | 27 | 27 | .500 | Active |
| Rod Barnes (Ole Miss 1988) 3 at Ole Miss: 1999, 2001, 02; 1 at CSU Bakersfield: 16 | 4 | 3 | 4 | .429 | Active |
| J.D. Barnett (Winona St. 1966) 21: 345-254; 5 at VCU: 1980, 81, 83, 84, 85; 2 at Tulsa: 86, 87 | 7 | 4 | 7 | .364 | 1999 |
| Jim Baron (St. Bonaventure 1977) 29: 425-414; 1 at Saint Francis (PA): 1991; 1 at St. Bonaventure: 2000 | 2 | 0 | 2 | .000 | 2016 |
| Tony Barone (Duke 1968) 13: 178-202; Creighton: 1989, 91 | 2 | 1 | 2 | .333 | 1998 |
| Peter Barry (San Francisco 1970) 2: 49-13; San Francisco: 1981, 82 | 2 | 0 | 2 | .000 | 1982 |
| Sam Barry (Wisconsin 1916) 28: 365-217; Southern California: 1940-T3d | 1 | 1 | 1 | .500 | 1950 |
| Gene Bartow (Truman 1953) 34: 647-353; 1 at Memphis: 1973-2d; 2 at UCLA: 76-3d, 77; 9 at UAB: 81, 82-RR, 83, 84, 85, 86, 87, 90, 94 | 12 | 14 | 12 | .538 | 1996 |
| Murry Bartow (UAB 1985) 18: 317-238; 1 at UAB: 1999; 3 at ETSU: 2004, 09, 10 | 4 | 0 | 4 | .000 | 2015 |
| Bill Bayno (Sacred Heart 1985) 7: 96-80; UNLV: 1998, 2000 | 2 | 0 | 2 | .000 | 2009 |
| Butch Beard (Louisville 1972) 9: 84-174; Howard: 1992 | 1 | 0 | 1 | .000 | 2006 |
| Chris Beard (Texas 1995) 1 at Little Rock: 2016; 3 at Texas Tech: 2018-RR, 19-2d, 21; 1 at Texas: 22 | 5 | 11 | 5 | .688 | Active |
| John Becker (Catholic 1990) Vermont: 2012, 17, 19, 22, 23 | 5 | 1 | 5 | .167 | Active |

| Coach (Alma Mater) Career Record for Retired Coaches Only, Tourney Teams and Years in Tourney | Yrs | Tournament | | | Last Year of Career |
|---|-----|------------|----|------|---------------------|
| | | W | L | Pct. | |
| John Beilein (Wheeling Jesuit 1975) 37: 753-426; 1 at Canisius: 1996; 1 at Richmond: 98; 2 at West Virginia: 2005-RR, 06; 9 at Michigan: 09, 11, 12, 13-2d, 14-RR, 16, 17, 18-2d, 19 | 13 | 26 | 13 | .667 | 2019 |
| Steve Belko (Idaho 1939) 26: 287-263; 4 at Idaho St.: 1953, 54, 55, 56; 2 at Oregon: 60-RR, 61 | 6 | 4 | 6 | .400 | 1971 |
| Dan Belluomini (San Francisco 1964) 2: 44-14; San Francisco: 1979 | 1 | 1 | 1 | .500 | 1980 |
| Dutch Belnap (Utah St. 1958) 6: 108-56; Utah St.: 1975, 79 | 2 | 0 | 2 | .000 | 1979 |
| Bob Bender (Duke 1980) 13: 176-199; 1 at Illinois St.: 1990; 2 at Washington: 98, 99 | 3 | 2 | 3 | .400 | 2002 |
| Tony Benford (Texas Tech 1992) 1 at LSU: 2019 | 1 | 2 | 1 | .667 | 2019 |
| Dick Bennett (Ripon 1965) 28: 490-306; 3 at Green Bay: 1991, 94, 95; 3 at Wisconsin: 97, 99, 2000-T3d | 6 | 5 | 6 | .455 | 2006 |
| Randy Bennett (UC San Diego 1986) Saint Mary's (CA): 2005, 08, 10, 12, 13, 17, 19, 22, 23 | 9 | 6 | 9 | .400 | Active |
| Tony Bennett (Green Bay 1992) 2 at Washington St.: 2007, 08; 8 at Virginia: 12, 14-RR, 15, 16-RR, 17, 18, 19-CH, 21, 23 | 11 | 16 | 10 | .615 | Active |
| Russ Bergman (LSU 1970) 19: 306-246; Coastal Carolina: 1991, 93 | 2 | 0 | 2 | .000 | 1994 |
| Bill Berry (Michigan St. 1965) 10: 142-144; San Jose St.: 1980 | 1 | 0 | 1 | .000 | 1989 |
| Bill Bibb (Ky. Wesleyan 1957) 15: 222-194; Mercer: 1981, 85 | 2 | 0 | 2 | .000 | 1989 |
| Henry Bibby (UCLA 1972) 10: 132-119; Southern California: 1997, 2001-RR, 02 | 3 | 3 | 3 | .500 | 2005 |
| Eddie Biedenbach (NC State 1968) 20: 285-309; UNC Asheville: 2003, 11, 12 | 3 | 2 | 3 | .400 | 2013 |
| Leon Black (Texas 1953) 9: 106-121; Texas: 1972, 74 | 2 | 1 | 3 | .250 | 1976 |
| Tom Blackburn [Wilmington (OH) 1931] 17: 352-141; Dayton: 1952 | 1 | 1 | 1 | .500 | 1964 |
| Bill Blair (VMI 1964) 9: 114-130; VMI: 1976-RR | 1 | 2 | 1 | .667 | 1981 |
| Kenneth Blakeney (Duke 1995) Howard: 2023 | 1 | 0 | 1 | .000 | Active |
| George Blaney (Holy Cross 1961) 30: 459-382; Holy Cross: 1977, 80, 93 | 3 | 0 | 3 | .000 | 1997 |
| Dave Bliss (Cornell 1965) 28: 526-328; 1 at Oklahoma: 1979; 3 at SMU: 84, 85, 88; 7 at New Mexico: 91, 93, 94, 96, 97, 98, 99 | 11 | 8 | 11 | .421 | 2003 |
| Jeff Boals (Ohio 1995) Ohio: 2021 | 1 | 1 | 1 | .500 | Active |
| Jim Boeheim* (Syracuse 1966) 47: 1,015-441; Syracuse: 1977, 78, 79, 80, 83, 84, 85, 86, 87-2d, 88, 89-RR, 90, 91, 92, 94, 95, 96-2d, 98, 99, 2000, 01, 03-CH, 04, 05, 06, 09, 10, 11*, 12-RR*, 13-T3d, 14, 16-T3d, 18, 19, 21 | 35 | 62 | 34 | .646 | 2023 |
| Ken Bone (Seattle Pacific 1983) 23: 419-276; Portland St.: 2008, 09 | 2 | 0 | 2 | .000 | 2016 |
| Jim Boutin (Lewis & Clark 1964) 23: 397-253; Idaho St.: 1987 | 1 | 0 | 1 | .000 | 1990 |
| Bob Boyd (Southern California 1953) 20: 312-231; 1 at Seattle U.: 1964; 1 at Southern California: 79 | 2 | 3 | 2 | .600 | 1986 |
| Jim Boyle (Saint Joseph's 1964) 9: 151-114; Saint Joseph's: 1982, 86 | 2 | 1 | 2 | .333 | 1990 |
| Tad Boyle (Kansas 1985) Colorado: 2012, 13, 14, 16, 21 | 5 | 2 | 5 | .286 | Active |
| Jim Boylen (Maine 1987) 4: 69-60; Utah: 2009 | 1 | 0 | 1 | .000 | 2011 |
| Mike Boynton (South Carolina 2004) Oklahoma St.: 2021 | 1 | 1 | 1 | .500 | Active |
| Todd Bozeman* (Rhode Island 1986) 17: 190-278; 3 at California: 1993, 94, 96*; 2 at Morgan St.: 2009, 10 | 5 | 2 | 5 | .286 | 2019 |
| Harold Bradley (Hartwick 1934) 20: 337-169; 1 at Duke: 1955; 2 at Texas: 60, 63 | 3 | 2 | 4 | .333 | 1967 |
| Ron Bradley (Eastern Nazarene 1973) 16: 288-176; Radford: 1998 | 1 | 0 | 1 | .000 | 2002 |
| John Brady (Belhaven 1976) 25: 402-344; LSU: 2000, 03, 05, 06-T3d | 4 | 6 | 4 | .600 | 2016 |
| Matt Brady (Siena 1987) 12: 211-175; James Madison: 2013 | 1 | 1 | 1 | .500 | 2016 |
| Jim Brandenburg (Colorado St. 1958) 16: 267-199; Wyoming: 1981, 82, 87 | 3 | 4 | 3 | .571 | 1992 |
| John Brannen (Marshall 1997) 7: 114-73; Northern Ky.: 2017, 19 | 2 | 0 | 2 | .000 | 2021 |
| Buster Brannon (TCU 1933) 24: 285-290; 2 at Rice: 1940-RR, 42-RR; 3 at TCU: 52, 53, 59 | 5 | 4 | 6 | .400 | 1967 |
| Bobby Braswell (CSUN 1984) 17: 251-258; CSUN: 2001, 09 | 2 | 0 | 2 | .000 | 2013 |
| Ben Braun (Wisconsin 1975) 29: 467-412; 3 at Eastern Mich.: 1988, 91, 96; 5 at California: 97, 2001, 02, 03, 06 | 8 | 7 | 8 | .467 | 2014 |
| John Breeden (Montana St. 1929) 17: 283-198; Montana St.: 1951 | 1 | 0 | 1 | .000 | 1954 |
| Mike Brennan (Princeton 1994) 10: 125-166; American: 2014 | 1 | 0 | 1 | .000 | 2023 |
| Tom Brennan (Georgia 1971) 24: 316-352; Vermont: 2003, 04, 05 | 3 | 1 | 3 | .250 | 2005 |
| Mike Brey (George Washington 1982) 28: 582-332; 2 at Delaware: 1998, 99; 13 at Notre Dame: 2001, 02, 03, 07, 08, 10, 11, 12, 13, 15-RR, 16-RR, 17, 22 | 15 | 15 | 15 | .500 | 2023 |
| Al Brightman [Charleston (WV)] 8: 174-67; Seattle U.: 1953, 54, 55, 56 | 4 | 4 | 6 | .400 | 1956 |
| Kevin Broadus (Bowie St. 1990) 2: 37-25; Binghamton: 2009 | 1 | 0 | 1 | .000 | 2009 |
| J. Madison Brooks (Louisiana Tech 1937) 25: 370-267; ETSU: 1968 | 1 | 1 | 2 | .333 | 1973 |
| Rickey Broussard (Louisiana 1970) 12: 150-183; Nicholls St.: 1995, 98 | 2 | 0 | 2 | .000 | 2002 |
| Jim Brovelli (San Francisco 1964) 21: 289-288; San Diego: 1984 | 1 | 0 | 1 | .000 | 1995 |
| Al Brown (Purdue 1964) 5: 68-75; Ball St.: 1986 | 1 | 0 | 1 | .000 | 1987 |
| Dale Brown (Minot St. 1957) 25: 448-301; LSU: 1979, 80-RR, 81-4th, 84, 85, 86-T3d, 87-RR, 88, 89, 90, 91, 92, 93 | 13 | 15 | 14 | .517 | 1997 |
| Earl Brown (Notre Dame 1939) 1: 19-2; Dartmouth: 1944-2d | 1 | 2 | 1 | .667 | 1944 |
| Isaac Brown (ULM 1995) 3: 48-34; Wichita St.: 2021 | 1 | 0 | 1 | .000 | 2023 |
| Larry Brown* (North Carolina 1963) 11: 230-99; 2 at UCLA: 1980-2d*, 81; 5 at Kansas: 84, 85, 86-T3d, 87, 88-CH; at 1 at SMU: 2015 | 8 | 19 | 7 | .731 | 2016 |
| Milan Brown (Howard 1993) 12: 164-203; 1 at Mount St. Mary's: 2008 | 1 | 1 | 1 | .500 | 2015 |

| Coach (Alma Mater) Career Record for Retired Coaches Only, Tourney Teams and Years in Tourney | Yrs | Tournament | | | Last Year of Career |
|---|-----|------------|----|------|---------------------|
| | | W | L | Pct. | |
| Will Brown (Dowling 1995) 20: 315-295; Albany (NY): 2006, 07, 13, 14, 15 | 5 | 1 | 5 | .167 | 2021 |
| Brad Brownell (DePauw 1991) 2 at UNCW: 2003, 06; 1 at Wright St.: 07; 3 at Clemson: 11, 18, 21 | 6 | 3 | 6 | .333 | Active |
| Jack Bruen (Catholic 1972) 16: 226-214; Colgate: 1995, 96 | 2 | 0 | 2 | .000 | 1998 |
| Vic Bubas (NC State 1951) 10: 213-67; Duke: 1960-RR, 63-3d, 64-2d, 66-3d | 4 | 11 | 4 | .733 | 1969 |
| Morris Buckwalter (Utah 1956) 5: 78-54; Seattle U.: 1969 | 1 | 0 | 1 | .000 | 1972 |
| Mitch Buonaguro (Boston College 1975) 9: 107-162; Fairfield: 1986, 87 | 2 | 0 | 2 | .000 | 2013 |
| Eddie Burke (La Salle 1967) 14: 205-189; Drexel: 1986 | 1 | 0 | 1 | .000 | 1991 |
| Ken Burmeister [St. Mary's (TX) 1971] 21: 312-262; UTSA: 1988 | 1 | 0 | 1 | .000 | 2018 |
| Bob Burton (Fresno St. 1968) 9: 155-122; Cal St. Fullerton: 2008 | 1 | 0 | 1 | .000 | 2012 |
| Jerry Bush [St. John's (NY) 1938] 16: 209-190; Toledo: 1954 | 1 | 0 | 1 | .000 | 1963 |
| Ed Byhre [Augustana (SD) 1966] 5: 69-63; Eastern Ky.: 1979 | 1 | 0 | 1 | .000 | 1981 |
| Rick Byrd (Tennessee 1976) 38: 805-403; Belmont: 2006, 07, 08, 11, 12, 13, 15, 19 | 8 | 1 | 8 | .111 | 2019 |
| Jeff Bzdelik (Ill.-Chicago 1976) 11: 160-179; Air Force: 2006 | 1 | 0 | 1 | .000 | 2014 |
| Jim Calhoun* (American Int'l 1966) 40: 873-380; 5 at Northeastern: 1981, 82, 84, 85, 86; 18 at UConn: 90-RR, 91, 92, 94, 95-RR, 96*, 98-RR, 99-CH, 2000, 02-RR, 03, 04-CH, 05, 06-RR, 08, 09-T3d, 11-CH, 12 | 23 | 51 | 20 | .718 | 2012 |
| Robert Calihan (Detroit Mercy 1940) 21: 299-242; Detroit Mercy: 1962 | 1 | 0 | 1 | .000 | 1969 |
| John Calipari* (Clarion 1982) 5 at Massachusetts: 1992, 93, 94, 95-RR, 96-T3d*; 6 at Memphis: 2003, 04, 06-RR, 07-RR, 08-2d*, 09; 10 at Kentucky: 10-RR, 11-T3d, 12-CH, 14-2nd, 15-T3rd, 16, 17-RR, 18, 19-RR, 22, 23 | 22 | 57 | 21 | .731 | Active |
| Joe Callero (Central Washington 1986) 20: 265-314; Cal Poly 2014 | 1 | 1 | 1 | .500 | 2019 |
| Dave Calloway (Monmouth 1991) 13: 175-217; Monmouth: 2001, 04, 06 | 3 | 1 | 3 | .250 | 2011 |
| Ernie Calverley (Rhode Island 1946) 11: 154-125; Rhode Island: 1961, 66 | 2 | 0 | 2 | .000 | 1968 |
| Lou Campanelli (Montclair St. 1960) 21: 361-226; 3 at James Madison: 1981, 82, 83; 1 at California: 90 | 4 | 4 | 4 | .500 | 1993 |
| Howard Cann (NYU 1920) 35: 409-232; NYU: 1943-RR, 45-2d, 46-RR | 3 | 3 | 4 | .429 | 1958 |
| Jeff Capel (Fayetteville St. 1977) 12: 201-162; 1 at N.C. A&T: 1994; 2 at Old Dominion: 95, 97 | 3 | 1 | 3 | .250 | 2001 |
| Jeff Capel III (Duke 1997) 1 at VCU: 2004; 2 at Oklahoma: 08, 09-RR; 1 at Pittsburgh: 23 | 4 | 6 | 4 | .600 | Active |
| Franklin Cappon# (Michigan 1924) 28: 361-257; Princeton: 1952, 55, 60 | 3 | 0 | 5 | .000 | 1961 |
| P.J. Carlesimo (Fordham 1971) 19: 291-272; Seton Hall: 1988, 89-2d, 91-RR, 92, 93, 94 | 6 | 12 | 6 | .667 | 1994 |
| Henry Carlson (Pittsburgh 1917) 31: 367-248; Pittsburgh: 1941-T3d | 1 | 1 | 1 | .500 | 1953 |
| Bill Carmody [Union (NY) 1975] 21: 342-308; 2 at Princeton: 1997, 98; 1 at Holy Cross: 2016 | 3 | 2 | 3 | .400 | 2019 |
| Lou Carnesecca [St. John's (NY) 1946] 24: 526-200; St. John's (NY): 1967, 68, 69, 76, 77, 78, 79-RR, 80, 82, 83, 84, 85-T3d, 86, 87, 88, 90, 91-RR, 92 | 18 | 17 | 20 | .459 | 1992 |
| Ben Carnevale (NYU 1938) 1 at North Carolina: 1946-2d; 5 at Navy: 47-RR, 53, 54-RR, 59, 60 | 6 | 6 | 7 | .462 | 1966 |
| John Carpenter (Penn St. 1958) Rider: 1984 | 1 | 0 | 1 | .000 | 1989 |
| Pete Carril (Lafayette 1952) Princeton: 1969, 76, 77, 81, 83, 84, 89, 90, 91, 92, 96 | 11 | 4 | 11 | .267 | 1996 |
| Tim Carter (Kansas 1979) 12: 171-168; UTSA: 1999, 2004 | 2 | 0 | 2 | .000 | 2013 |
| Everett Case (Wisconsin 1923) NC State: 1950-3d, 51-RR, 52, 54, 56 | 5 | 6 | 6 | .500 | 1964 |
| Don Casey (Temple 1970) 9: 151-94; Temple: 1979 | 1 | 0 | 1 | .000 | 1982 |
| John Castellani (Notre Dame 1952) 2: 45-9; Seattle U.: 1958-2d | 1 | 4 | 1 | .800 | 1958 |
| Gale Catlett (West Virginia 1963) 3 at Cincinnati: 1975, 76, 77; 8 at West Virginia: 82, 83, 84, 86, 87, 89, 92, 98 | 11 | 7 | 11 | .389 | 2002 |
| Vince Cazzetta# (Arnold 1950) 5: 94-39; Seattle U.: 1961, 62 | 2 | 0 | 2 | .000 | 1963 |
| Patrick Chambers (Jefferson 1994) Boston U.: 2011 | 1 | 0 | 1 | .000 | Active |
| John Chaney (Bethune-Cookman 1955) 34: 741-312; Temple: 1984, 85, 86, 87, 88-RR, 90, 91-RR, 92, 93-RR, 94, 95, 96, 97, 98, 99-RR, 2000, 01-RR | 17 | 23 | 17 | .575 | 2006 |
| Rob Chavez (Colorado Mesa 1980) 9: 121-130; Portland: 1996 | 1 | 0 | 1 | .000 | 2001 |
| Roy Chipman (Maine 1961) 18: 326-160; Pittsburgh: 1981, 82, 85 | 3 | 1 | 3 | .250 | 1986 |
| Jamion Christian (Mount St. Mary's 2003) 10: 147-161; Mount St. Mary's: 2014, 17 | 2 | 1 | 2 | .333 | 2022 |
| Jim Christian (Rhode Island 1988) 19: 320-286; Kent St.: 2006, 08 | 2 | 0 | 2 | .000 | 2021 |
| Mike Cingiser (Brown 1962) 10: 93-170; Brown: 1986 | 1 | 0 | 1 | .000 | 1991 |
| John Cinicola (Duquesne 1955) 4: 52-56; Duquesne: 1977 | 1 | 0 | 1 | .000 | 1978 |
| Perry Clark (Gettysburg 1974) 19: 304-270; 3 at Tulane: 1992, 93, 95; 1 at Miami (FL): 2002 | 4 | 3 | 4 | .429 | 2011 |
| Mickey Clayton (Florida A&M 1975) 6: 48-105; Florida A&M: 1999 | 1 | 0 | 1 | .000 | 2001 |
| Steve Cleveland (UC Irvine 1976) 14: 230-206; BYU: 2001, 03, 04 | 3 | 0 | 3 | .000 | 2011 |
| Tim Cluess (Hofstra 1983) 13: 297-131; Iona: 2012, 13, 16, 17, 18, 19 | 6 | 0 | 6 | .000 | 2020 |
| Richard Cochran (Tufts 1934) Tufts: 1945-RR | 1 | 0 | 2 | .000 | 1946 |
| Josh Cody (Vanderbilt 1920) Temple: 1944-RR | 1 | 1 | 1 | .500 | 1952 |
| Bill Coen (Hamilton 1983) Northeastern: 2015, 19 | 2 | 0 | 2 | .500 | Active |
| Charlie Coles [Miami (OH) 1965] 22: 358-310; 1 at Central Mich.: 1987; 3 at Miami (OH): 97, 99, 2007 | 4 | 2 | 4 | .333 | 2012 |
| Barry Collier (Butler 1976) 17: 285-223; Butler: 1997, 98, 2000 | 3 | 0 | 3 | .000 | 2006 |
| Bobby Collins (Eastern Ky. 1991) 16: 230-255; Hampton: 2006 | 1 | 0 | 1 | .000 | 2018 |
| Chris Collins (Duke 1996) Northwestern: 2017, 23 | 2 | 2 | 2 | .500 | Active |

| Coach (Alma Mater) Career Record for Retired Coaches Only, Tourney Teams and Years in Tourney | Yrs | Tournament | | | Last Year of Career |
|--|-----|------------|----|-------|---------------------|
| | | W | L | Pct. | |
| Jimmy Collins (New Mexico St. 1970) 14: 218-208; Ill.-Chicago: 1998, 2002, 04 | 3 | 0 | 3 | .000 | 2010 |
| Gary Colson (Lipscomb 1956) 34: 563-385; Pepperdine: 1976, 79 | 2 | 2 | 2 | .500 | 1995 |
| Harry Combes (Illinois 1937) 20: 316-150; Illinois: 1949-3d, 51-3d, 52-3d, 63-RR | 4 | 9 | 4 | .692 | 1967 |
| Bus Connor (Idaho St. 1955) 8: 93-106; Boise St.: 1976 | 1 | 0 | 1 | .000 | 1980 |
| Tom Conrad (Old Dominion 1979) 4: 42-72; Charleston So.: 1997 | 1 | 0 | 1 | .000 | 2000 |
| Ed Cooley (Stonehill 1994) Providence: 2014, 15, 16, 17, 18, 22, 23 | 7 | 3 | 7 | .300 | Active |
| Don Corbett [Lincoln (MO) 1965] 22: 413-204; N.C. A&T: 1982, 83, 84, 85, 86, 87, 88 | 7 | 0 | 7 | .000 | 1993 |
| Paul Cormier (New Hampshire 1973) 20: 228-322; Fairfield: 1997 | 1 | 0 | 1 | .000 | 2016 |
| Ronnie Courtney (McMurry 1981) 6: 76-99; Texas Southern: 2003 | 1 | 0 | 1 | .000 | 2007 |
| Bob Cousy (Holy Cross 1948) 6: 114-38; Boston College: 1967-RR, 68 | 2 | 2 | 2 | .500 | 1969 |
| Ozzie Cowles (Carleton 1922) 31: 421-198; 3 at Dartmouth: 1941-RR, 42-2d, 43-RR; 1 at Michigan: 48-RR | 4 | 5 | 4 | .556 | 1959 |
| Tim Craft (Florida 2000) Gardener-Webb: 2019 | 1 | 0 | 1 | .000 | Active |
| Frosty Cox (Kansas 1930) 18: 203-151; Colorado: 1940-RR, 42-T3d, 46-RR | 3 | 2 | 4 | .333 | 1960 |
| Joe Cravens (Texas-Arlington 1977) 11: 170-141; Weber St.: 2003 | 1 | 0 | 1 | .000 | 2006 |
| Tom Crean (Central Mich. 1989) 22: 404-305; 5 at Marquette: 2002, 03-T3d, 06, 07, 08; 4 at Indiana: 12, 13, 15, 16 | 9 | 11 | 9 | .550 | 2022 |
| Bobby Cremins (South Carolina 1970) 32: 598-387; 1 at App State: 1979; 10 at Georgia Tech: 85-RR, 86, 87, 88, 89, 90-T3d, 91, 92, 93, 96 | 11 | 15 | 11 | .577 | 2012 |
| Jim Crews (Indiana 1976) 28: 431-404; 4 at Evansville: 1989, 92, 93, 99; 2 at Saint Louis: 2013, 14 | 6 | 3 | 6 | .333 | 2016 |
| Mick Cronin (Cincinnati 1997) 2 at Murray St.: 2004, 06; 9 at Cincinnati: 11, 12, 13, 14, 15, 16, 17, 18, 19; 3 at UCLA: 21-T3d, 22, 23 | 14 | 15 | 14 | .517 | Active |
| Scott Cross (UT Arlington 1998) 12: 225-161; UT Arlington: 2008 | 1 | 0 | 1 | .000 | 2018 |
| Denny Crum (UCLA 1959) 30: 675-295; Louisville: 1972-4th, 74, 75-3d, 77, 78, 79, 80-CH, 81, 82-T3d, 83-T3d, 84, 86-CH, 88, 89, 90, 92, 93, 94, 95, 96, 97-RR, 99, 2000 | 23 | 42 | 23 | .646 | 2001 |
| Gary Cunningham (UCLA 1962) 2: 50-8; UCLA: 1978, 79-RR | 2 | 3 | 2 | .600 | 1979 |
| Phil Cunningham (Campbellsville 1990) 6: 80-111; Troy: 2017 | 1 | 0 | 1 | .000 | 2019 |
| Joseph Curran (Canisius 1943) 6: 76-66; Canisius: 1955-RR, 56-RR, 57 | 3 | 6 | 3 | .667 | 1959 |
| Dan D'Antoni (Marshall 1970) Marshall: 2018 | 1 | 1 | 1 | .500 | Active |
| Dan Dakich (Indiana 1985) 11: 159-144; Indiana: 2008 | 1 | 0 | 1 | .000 | 2008 |
| Howie Dallmar (Stanford 1948) 27: 363-315; Penn: 1953 | 1 | 1 | 1 | .500 | 1975 |
| Chuck Daly (Bloomsburg 1953) 8: 151-62; Penn: 1972-RR, 73, 74, 75 | 4 | 3 | 5 | .375 | 1977 |
| Keith Dambrot (Akron 1982) Akron: 2009, 11, 13 | 3 | 0 | 3 | .000 | Active |
| Roy Danforth (Southern Miss. 1962) 13: 193-161; Syracuse: 1973, 74, 75-4th, 76 | 4 | 5 | 5 | .500 | 1981 |
| Linc Darner (Purdue 1995) 18: 383-197; Green Bay: 2016 | 1 | 0 | 1 | .000 | 2020 |
| Dick Davey (Pacific 1964) 15: 251-190; Santa Clara: 1993, 95, 96 | 3 | 2 | 3 | .400 | 2007 |
| George Davidson (Lafayette 1951) 12: 170-116; Lafayette: 1957 | 1 | 0 | 2 | .000 | 1967 |
| Chick Davies (Duquesne 1934) 21: 314-106; Duquesne: 1940-T3d | 1 | 1 | 1 | .500 | 1948 |
| Hubert Davis (North Carolina 1992) North Carolina: 2022-2d | 1 | 5 | 1 | .833 | Active |
| Keno Davis (Iowa 1995) 13: 216-198; Drake: 2008 | 1 | 0 | 1 | .000 | 2021 |
| Kermit Davis Jr. (Mississippi St. 1982) 2 at Idaho: 1989, 90; 3 at Middle Tenn.: 2013, 16, 17; 1 at Ole Miss: 19 | 6 | 2 | 6 | .250 | Active |
| Mike Davis (Alabama 1983) 4 at Indiana: 2001, 02-2d, 03, 06; 1 at UAB: 11; 4 at Texas Southern: 2014, 15, 17, 18 | 9 | 8 | 9 | .471 | Active |
| Nathan Davis (Randolph-Macon 1997) Bucknell: 2017, 18 | 2 | 0 | 2 | .000 | Active |
| Tom Davis (Wis.-Platteville 1960) 32: 598-355; 2 at Boston College: 1981, 82-RR; 9 at Iowa: 87-RR, 88, 89, 91, 92, 93, 96, 97, 99 | 11 | 18 | 11 | .621 | 2007 |
| Johnny Dawkins (Duke 1986) at 1 at Stanford: 2014-RR; 1 at UCF: 2019 | 2 | 3 | 2 | .600 | Active |
| Everett Dean (Indiana 1921) 28: 374-215; Stanford: 1942-CH | 1 | 3 | 0 | 1.000 | 1951 |
| Mike Deane (SUNY Potsdam 1974) 26: 436-334; 1 at Siena: 1989; 2 at Marquette: 96, 97; 1 at Lamar University: 2000 | 4 | 2 | 4 | .333 | 2010 |
| Ed DeChellis (Penn St. 1982) 1 at ETSU: 2003; 1 at Penn St.: 11 | 2 | 0 | 2 | .000 | Active |
| Travis DeCuire (Montana 1994) Montana: 2018, 19 | 2 | 0 | 2 | .000 | Active |
| Johnny Dee (Notre Dame 1946) 11: 184-105; Notre Dame: 1965, 69, 70, 71 | 4 | 2 | 6 | .250 | 1971 |
| Benny Dees (Wyoming 1958) 12: 197-144; 1 at New Orleans: 1987; 1 at Wyoming: 88 | 2 | 1 | 2 | .333 | 1995 |
| Mike Dement (East Carolina 1976) 25: 331-371; Cornell: 1988 | 1 | 0 | 1 | .000 | 2012 |
| Don DeVoe (Ohio St. 1964) 31: 512-389; 1 at Virginia Tech: 1976; 6 at Tennessee: 79, 80, 81, 82, 83, 89; 3 at Navy: 94, 97, 98 | 10 | 5 | 10 | .333 | 2004 |
| Darian DeVries (UNI 1998) Drake: 2021, 23 | 2 | 1 | 2 | .333 | Active |
| Howie Dickenman (Central Conn. St. 1970) 20: 281-311; Central Conn. St.: 2000, 02, 07 | 3 | 0 | 3 | .000 | 2016 |
| James Dickey* (Central Ark. 1976) 14: 217-196; Texas Tech: 1993, 96* | 2 | 2 | 2 | .500 | 2014 |
| Ed Diddle (Centre 1921) 42: 759-302; Western Ky.: 1940-RR, 60, 62 | 3 | 3 | 4 | .429 | 1964 |
| Jamie Dixon (TCU 1987) 10 at Pittsburgh: 2004, 05, 06, 07, 08, 09-RR, 10, 11, 13, 14; 3 at TCU: 18, 22, 23 | 13 | 14 | 13 | .519 | Active |

| Coach (Alma Mater) Career Record for Retired Coaches Only, Tourney Teams and Years in Tourney | Yrs | Tournament | | | Last Year of Career |
|--|-----|------------|----|------|---------------------|
| | | W | L | Pct. | |
| Matt Doherty (North Carolina 1984) 11: 170-180; North Carolina: 2001 | 1 | 1 | 1 | .500 | 2012 |
| Steve Donahue (Ursinus 1984) 3 at Cornell: 2008, 09, 10; 1 at Penn: 18 | 4 | 2 | 4 | .333 | Active |
| Bob Donewald (Hanover 1964) 22: 358-277; 3 at Illinois St.: 1983, 84, 85; 1 at Western Mich.: 98 | 4 | 3 | 4 | .429 | 2000 |
| Don Donoher (Dayton 1954) 25: 437-275; Dayton: 1965, 66, 67-2d, 69, 70, 74, 84-RR, 85 | 8 | 11 | 10 | .524 | 1989 |
| Billy Donovan (Providence 1987) 21: 467-186; Florida: 1999, 2000-2d, 01, 02, 03, 04, 05, 06-CH, 07-CH, 10, 11-RR, 12-RR, 13-RR, 14-T-3d | 14 | 35 | 12 | .745 | 2015 |
| Eddie Donovan (St. Bonaventure 1950) 8: 139-57; St. Bonaventure: 1961 | 1 | 2 | 1 | .667 | 1961 |
| William Donovan (Loyola Marymount 1950) 8: 107-101; Loyola Marymount: 1961 | 1 | 1 | 1 | .500 | 1961 |
| Joe Dooley (George Washington 1988) 13: 215-177; FGCU: 2016, 17 | 2 | 1 | 2 | .333 | 2022 |
| Duck Dowell [Westminster (MO) 1933] 20: 263-263; Pepperdine: 1962 | 1 | 1 | 1 | .500 | 1968 |
| Bruce Drake (Oklahoma 1929) 17: 200-181; Oklahoma: 1939-T3d, 43-RR, 47-2d | 3 | 4 | 3 | .571 | 1955 |
| Bryce Drew (Valparaiso 1998) 2 at Valparaiso: 2013, 2015; 2 at Vanderbilt: 16, 17; 2 at Grand Canyon: 21, 23 | 6 | 0 | 6 | .000 | Active |
| Homer Drew (William Jewell 1966) 34: 640-427; Valparaiso: 1996, 97, 98, 99, 2000, 02, 04 | 7 | 2 | 7 | .222 | 2011 |
| Scott Drew (Butler 1993) Baylor: 2008, 10-RR, 12-RR, 14-RR, 15, 16, 17, 19, 21-CH, 22, 23 | 11 | 19 | 10 | .655 | Active |
| Lefty Driesell (Duke 1954) 42: 800-409; 3 at Davidson: 1966, 68-RR, 69-RR; 8 at Maryland: 73-RR, 75-RR, 80, 81, 83, 84, 85, 86; 1 at James Madison: 94; 1 at Georgia St.: 2001 | 13 | 16 | 14 | .533 | 2003 |
| Matthew Driscoll (Slippery Rock 1992) North Florida: 2015 | 1 | 0 | 1 | .000 | Active |
| John Dromo (John Carroll 1939) 4: 80-31; Louisville: 1968 | 1 | 1 | 1 | .500 | 1971 |
| Al Duer (Emporia St. 1929) 9: 176-95; Pepperdine: 1944-RR | 1 | 0 | 2 | .000 | 1948 |
| Jerry Dunn (George Mason 1980) 8: 117-121; Penn St.: 1996, 2001 | 2 | 2 | 2 | .500 | 2003 |
| John Dunne (Ithaca 1992) Saint Peter's: 2011 | 1 | 0 | 1 | .000 | Active |
| Fran Dunphy (La Salle 1970) 9 at Penn: 1993, 94, 95, 99, 2000, 02, 03, 05, 06; 8 at Temple: 08, 09, 10, 11, 12, 13, 16, 19 | 17 | 3 | 17 | .150 | Active |
| Randy Dunton [Baptist Bible (MO) 1984] 6: 77-102; Liberty: 2004 | 1 | 0 | 1 | .000 | 2007 |
| Hugh Durham* (Florida St. 1959) 37: 633-429; 3 at Florida St.: 1968, 72-2d, 78; 5 at Georgia: 83-T3d, 85*, 87, 90, 91 | 8 | 8 | 8 | .500 | 2005 |
| Jarrett Durham (Duquesne 1971) 12: 157-183; Robert Morris: 1989, 90, 92 | 3 | 0 | 3 | .000 | 1996 |
| Mick Durham (Montana St. 1979) 16: 246-213; Montana St.: 1996 | 1 | 0 | 1 | .000 | 2006 |
| Brian Dutcher (Minnesota 1982) San Diego St.: 2018, 21, 22, 23-2d | 4 | 5 | 4 | .556 | Active |
| Jim Dutcher (Michigan 1955) 17: 290-196; Minnesota: 1982 | 1 | 1 | 1 | .500 | 1986 |
| Bob Dye (Idaho St. 1962) 21: 373-221; 1 at Cal St. Fullerton: 1978-RR; 3 at Boise St.: 88, 93, 94 | 4 | 2 | 4 | .333 | 1995 |
| Tippy Dye (Ohio St. 1937) 14: 225-132; 1 at Ohio St.: 1950-RR; 2 at Washington: 51-RR, 53-3d | 3 | 6 | 3 | .667 | 1959 |
| Tommy Joe Eagles (Louisiana Tech 1971) 9: 151-118; Louisiana Tech: 1987, 89 | 2 | 1 | 2 | .333 | 1994 |
| Jimmy Earle (Middle Tenn. 1959) 10: 164-103; Middle Tenn.: 1975, 77 | 2 | 0 | 2 | .000 | 1979 |
| Scott Edgar (Pitt.-Johnstown 1978) 9: 120-134; Murray St.: 1992, 95 | 2 | 0 | 2 | .000 | 2008 |
| Hec Edmundson (Idaho 1909) Washington: 1943-RR | 1 | 0 | 2 | .000 | 1947 |
| Dick Edwards (Culver-Stockton 1952) Pacific: 1966, 67-RR, 71 | 3 | 2 | 4 | .333 | 1978 |
| George Edwards (Missouri 1913) 20: 181-172; Missouri: 1944-RR | 1 | 1 | 1 | .500 | 1946 |
| Hank Egan (Navy 1960) 23: 303-312; San Diego: 1987 | 1 | 0 | 1 | .000 | 1994 |
| John Egli (Penn St. 1947) 14: 187-135; Penn St.: 1955, 65 | 2 | 1 | 3 | .250 | 1968 |
| Norm Ellenberger (Butler 1955) 10: 164-98; New Mexico: 1974, 78 | 2 | 2 | 2 | .500 | 1979 |
| Brian Ellerbe* (Rutgers 1985) 7: 59-106; Michigan: 1998* | 1 | 1 | 1 | .500 | 2001 |
| Cliff Ellis* (Florida St. 1968) 2 at South Ala.: 1979, 80; 3 at Clemson: 87, 89, 90*; 3 at Auburn: 99, 2000, 2 at Coastal Carolina 2014, 15 | 10 | 8 | 10 | .444 | Active |
| Andy Enfield (Johns Hopkins 1991) 1 at FGCU: 2013; 5 at Southern California: 16, 17, 21-RR, 22, 23 | 6 | 7 | 6 | .538 | Active |
| Dan Engelstad (St. Mary's [MD] 2007) Mount St. Mary's: 2021 | 1 | 0 | 1 | .000 | Active |
| Fred Enke (Minnesota 1921) 38: 522-344; Arizona: 1951 | 1 | 0 | 1 | .000 | 1961 |
| Lefty Ervin (La Salle 1968) 7: 119-87; La Salle: 1980, 83 | 2 | 1 | 2 | .333 | 1986 |
| Craig Esherick (Georgetown 1978) 6: 103-74; Georgetown: 2001 | 1 | 2 | 1 | .667 | 2004 |
| Larry Eustachy (Long Beach St. 1979) 1 at Utah St.: 1998; 2 at Iowa St.: 2000-RR, 01; 1 at Southern Miss.: 12; 1 at Colorado St.: 13 | 5 | 4 | 5 | .444 | 2018 |
| Anthony Evans (St. Thomas Aquinas 1994) 11: 164-188; Norfolk St.: 2012 | 1 | 1 | 1 | .500 | 2018 |
| Bill Evans (Southern Utah 1972) 23: 278-364; Southern Utah: 2001 | 1 | 0 | 1 | .000 | 2019 |
| Jessie Evans* (Eastern Mich. 1972) 11: 163-137; La.-Lafayette: 2000, 04* | 2 | 0 | 2 | .000 | 2014 |
| John Evans (Idaho 1948) 4: 60-41; Idaho St.: 1960 | 1 | 0 | 1 | .000 | 1963 |
| Paul Evans (Ithaca 1967) 21: 392-208; 2 at Navy: 1985, 86-RR; 5 at Pittsburgh: 87, 88, 89, 91, 93 | 7 | 7 | 7 | .500 | 1994 |
| Rob Evans (New Mexico St. 1968) 14: 205-201; 2 at Ole Miss: 1997, 98; 1 at Arizona St.: 2003 | 3 | 1 | 3 | .250 | 2006 |
| Patrick Ewing (Georgetown 1985) 6: 75-109; Georgetown: 2021 | 1 | 0 | 1 | .000 | 2023 |
| Larry Farmer (UCLA 1973) 12: 166-178; UCLA: 1983 | 1 | 0 | 1 | .000 | 2004 |
| Bob Feerick (Santa Clara 1941) 12: 186-120; Santa Clara: 1952-4th, 53-RR, 54-RR, 60 | 4 | 6 | 6 | .500 | 1962 |
| Dennis Felton (Howard 1985) 11: 184-145; 3 at Western Ky.: 2001, 02, 03; 1 at Georgia: 08 | 4 | 0 | 4 | .000 | 2009 |
| George Felton (South Carolina 1975) 5: 87-62; South Carolina: 1989 | 1 | 0 | 1 | .000 | 1991 |

| Coach (Alma Mater) Career Record for Retired Coaches Only, Tourney Teams and Years in Tourney | Yrs | Tournament | | | Last Year of Career |
|---|-----|------------|----|------|---------------------|
| | | W | L | Pct. | |
| Jim Ferry (Keene St. 1990) LIU: 2011, 12 | 2 | 0 | 2 | .000 | Active |
| Mark Few (Oregon 1987) Gonzaga: 2000, 01, 02, 03, 04, 05, 06, 07, 08, 09, 10, 11, 12, 13, 14, 15-RR, 16, 17-2d, 18, 19-RR, 21-2d, 22, 23-RR | 23 | 41 | 23 | .641 | Active |
| Larry Finch (Memphis 1973) 11: 220-130; Memphis: 1988, 89, 92-RR, 93, 95, 96 | 6 | 6 | 6 | .500 | 1997 |
| Ted Fiore (Seton Hall 1962) 9: 151-110; Saint Peter's: 1991, 95 | 2 | 0 | 2 | .000 | 1995 |
| Steve Fisher#* (Illinois St. 1967) 27: 495-288; 7 at Michigan: 1989-CH, 90, 92-2d*, 93-2d*, 94-RR, 95, 96*; 7 at San Diego St.: 2002, 06, 10, 11, 12, 13, 14-RR, 15 | 15 | 26 | 14 | .650 | 2017 |
| Bill Fitch (Coe 1954) 12: 185-114; Bowling Green: 1968 | 1 | 0 | 1 | .000 | 1970 |
| Dan Fitzgerald (Cal St. L.A. 1965) 15: 251-171; Gonzaga: 1995 | 1 | 0 | 1 | .000 | 1997 |
| Cotton Fitzsimmons (Midwestern St. 1955) 2: 34-20; Kansas St.: 1970 | 1 | 1 | 1 | .500 | 1970 |
| Pat Flannery (Bucknell 1980) 19: 327-222; Bucknell: 2005, 06 | 2 | 2 | 2 | .500 | 2008 |
| Marty Fletcher (Maryland 1973) 19: 246-298; Louisiana: 1992, 94 | 2 | 1 | 2 | .333 | 2001 |
| Bruiser Flint (Saint Joseph's 1987) 20: 331-289; Massachusetts: 1997, 98 | 2 | 0 | 2 | .000 | 2016 |
| John Floyd (Oklahoma St. 1941) 5: 38-82; Texas A&M: 1951 | 1 | 0 | 1 | .000 | 1955 |
| Tim Floyd* (Louisiana Tech 1977) 25: 457-297; 2 at New Orleans: 1991, 93; 3 at Iowa St.: 95, 96, 97; 3 at Southern California: 2007, 08*, 09 | 8 | 7 | 8 | .467 | 2018 |
| Karl Fogel (Colby 1968) 19: 270-249; Northeastern: 1987, 91 | 2 | 0 | 2 | .000 | 2003 |
| Eddie Fogler (North Carolina 1970) 15: 265-197; 2 at Wichita St.: 1987, 88; 2 at Vanderbilt: 91, 93; 2 at South Carolina: 97, 98 | 6 | 2 | 6 | .250 | 2001 |
| Steve Forbes (Southern Ark. 1988) ETSU: 2017 | 1 | 0 | 1 | .000 | Active |
| Travis Ford (Kentucky 1994) 1 at Eastern Ky.: 2005; 5 at Oklahoma St.: 09, 10, 13, 14, 15; 1 at Saint Louis: 19 | 7 | 1 | 7 | .125 | Active |
| Bill C. Foster (Carson-Newman 1958) 30: 532-325; 1 at Clemson: 1980-RR; 1 at Virginia Tech: 96 | 2 | 4 | 2 | .667 | 1997 |
| Bill E. Foster (Elizabethtown 1954) 33: 467-409; Duke: 1978-2d, 79, 80-RR | 3 | 6 | 3 | .667 | 1993 |
| Bud Foster (Wisconsin 1930) 25: 265-267; Wisconsin: 1941-CH, 47-RR | 2 | 4 | 1 | .800 | 1959 |
| Pat Foster (Arkansas 1961) 19: 366-203; 2 at Lamar University: 1981, 83; 3 at Houston: 87, 90, 92 | 5 | 2 | 5 | .286 | 1999 |
| Mark Fox (Eastern N.M. 1991) 14: 286-176; 3 at Nevada: 2005, 06, 07; 2 at Georgia: 11, 15 | 5 | 1 | 5 | .167 | 2018 |
| Fran Fraschilla (Brooklyn 1980) 9: 175-100; 2 at Manhattan: 1993, 95; 1 at St. John's (NY): 98 | 3 | 1 | 3 | .250 | 2002 |
| Bill Frieder# (Michigan 1964) 17: 321-197; 4 at Michigan: 1985, 86, 87, 88; 2 at Arizona St.: 91, 95 | 6 | 8 | 6 | .571 | 1997 |
| Jack Friel (Washington St. 1923) 30: 494-377; Washington St.: 1941-2d | 1 | 2 | 1 | .667 | 1958 |
| Matt Furjanic (Point Park 1973) 7: 109-95; 2 at Robert Morris: 1982, 83; 1 at Marist: 86 | 3 | 1 | 3 | .250 | 1986 |
| Roger Gaeckler (Gettysburg 1965) 10: 131-124; Hofstra: 1976, 77 | 2 | 0 | 2 | .000 | 1979 |
| Bob Gaillard (San Francisco 1962) 8: 165-57; San Francisco: 1972, 73-RR, 74-RR, 77, 78 | 5 | 4 | 5 | .444 | 1978 |
| Smokey Gaines (LeMoyne-Owen 1963) 10: 159-127; 1 at Detroit Mercy: 1979; 1 at San Diego St.: 85 | 2 | 0 | 2 | .000 | 1987 |
| Jimmy Gales (Alcorn 1963) 7: 84-116; North Texas: 1988 | 1 | 0 | 1 | .000 | 1993 |
| John Gallagher (Saint Joseph's 1999) Hartford: 2021 | 1 | 0 | 1 | .000 | Active |
| Eran Ganot (Swarthmore 2003) Hawaii: 2016 | 1 | 1 | 1 | .500 | Active |
| Greg Gard (Wis.-Platteville 1995) Wisconsin: 2016, 17, 19, 21, 22 | 5 | 6 | 5 | .545 | Active |
| Jack Gardner (Southern California 1932) 28: 486-235; 2 at Kansas St.: 1948-4th, 51-2d; 6 at Utah: 55, 56-RR, 59, 60, 61-4th, 66-4th | 8 | 12 | 12 | .500 | 1971 |
| Dick Garibaldi (Santa Clara 1957) 8: 137-79; Santa Clara: 1968-RR, 69-RR, 70 | 3 | 3 | 3 | .500 | 1970 |
| Gary Garner (Missouri 1965) 23: 373-296; Southeast Mo. St.: 2000 | 1 | 0 | 1 | .000 | 2006 |
| Dennis Gates (California 2001) 1 at Cleveland St.: 2021; 1 at Missouri: 23 | 2 | 1 | 2 | .333 | Active |
| Dino Gaudio (Ohio 1981) Wake Forest: 2009, 10 | 2 | 1 | 2 | .333 | 2010 |
| Dave Gavitt (Dartmouth 1959) 12: 227-117; Providence: 1972, 73-4th, 74, 77, 78 | 5 | 5 | 6 | .455 | 1979 |
| Ray Giacoletti (Minot St. 1985) 1 at Eastern Wash.: 2004; 1 at Utah: 05 | 2 | 2 | 2 | .500 | 2016 |
| John Giannini [North Central (IL) 1984) 29: 505-375; La Salle: 2013 | 1 | 3 | 1 | .750 | 2018 |
| Gene Gibson (Texas Tech 1950) 8: 100-92; Texas Tech: 1962 | 1 | 1 | 2 | .333 | 1969 |
| Slats Gill (Oregon St. 1925) 36: 599-392; Oregon St.: 1947-RR, 49-4th, 55-RR, 62-RR, 63-4th, 64 | 6 | 8 | 8 | .500 | 1964 |
| Pete Gillen (Fairfield 1968) 20: 392-221; 7 at Xavier: 1986, 87, 88, 89, 90, 91, 93; 1 at Providence: 97-RR; 1 at Virginia: 2001 | 9 | 8 | 9 | .471 | 2005 |
| Mike Gillespie (DePaul 1974) 6: 90-94; Florida A&M: 2004, 07 | 2 | 1 | 2 | .333 | 2007 |
| Billy Gillispie (Texas St. 1983) 3 at UTEP: 2004, 06, 07; 1 at Kentucky: 08 | 4 | 3 | 4 | .429 | Active |
| Bully Gilstrap (Texas 1922) 3: 43-28; Texas: 1943-T3d | 1 | 1 | 1 | .500 | 1945 |
| Todd Golden (Saint Mary's [CA] 2008) San Francisco: 2022 | 1 | 0 | 1 | .000 | Active |
| Joe Golding (Abilene Christian 1999) Abilene Christian: 2019, 21 | 2 | 1 | 2 | .333 | Active |
| Bobby Gonzalez (Buffalo St. 1986) 11: 195-136; Manhattan: 2003, 04 | 2 | 1 | 2 | .333 | 2010 |
| Mark Gottfried (Alabama 1987) 23: 424-291; 2 at Murray St.: 1997, 98; 5 at Alabama: 2002, 03, 04-RR, 05, 06; 4 at NC State: 12, 13, 14, 15-RR | 11 | 10 | 11 | .476 | 2021 |
| Greg Graham (Oregon 1978) 9: 160-117; Boise St.: 2008 | 1 | 0 | 1 | .000 | 2010 |
| Anthony Grant (Dayton 1987) 9: 193-110; 2 at VCU: 2007, 09; 1 at Alabama: 12 | 3 | 1 | 3 | .250 | 2015 |
| Boyd Grant (Colorado St. 1961) 13: 275-120; 3 at Fresno St.: 1981, 82, 84; 2 at Colorado St.: 89, 90 | 5 | 2 | 5 | .286 | 1991 |
| Earl Grant (Georgia College 2000) Col. of Charleston: 2018 | 1 | 0 | 1 | .000 | Active |

| Coach (Alma Mater) Career Record for Retired Coaches Only, Tourney Teams and Years in Tourney | Yrs | Tournament | | | Last Year of Career |
|---|-----|------------|----|------|---------------------|
| | | W | L | Pct. | |
| Jared Grasso (Quinnipiac 2002) Bryant: 2022 | 1 | 0 | 1 | .000 | Active |
| Jack Gray (Texas 1935) 12: 194-97; Texas: 1939-RR, 47-3d | 2 | 2 | 3 | .400 | 1951 |
| John Grayson (Oklahoma 1938) 9: 165-82; Idaho St.: 1957, 58, 59 | 3 | 4 | 5 | .444 | 1963 |
| Murray Greason (Wake Forest 1926) 23: 285-244; Wake Forest: 1939-RR, 53 | 2 | 1 | 2 | .333 | 1957 |
| James Green (Ole Miss 1983) 19: 249-315; Mississippi Val.: 2008 | 1 | 0 | 1 | .000 | 2016 |
| Jerry Green (App State 1968) 18: 312-213; 1 at Oregon: 1995; 4 at Tennessee: 98, 99, 2000, 01 | 5 | 3 | 5 | .375 | 2001 |
| Sidney Green (UNLV 1983) 10: 103-181; Fla. Atlantic: 2002 | 1 | 0 | 1 | .000 | 2005 |
| Tom Green (Syracuse 1971) 26: 407-351; Fairleigh Dickinson: 1985, 88, 98, 2005 | 4 | 0 | 4 | .000 | 2009 |
| Brad Greenberg (American 1977) 4: 55-68; Radford: 2009 | 1 | 0 | 1 | .000 | 2011 |
| Seth Greenberg (Fairleigh Dickinson 1978) 22: 283-293; 2 at Long Beach St.: 1993, 95; 1 at Virginia Tech: 2007 | 3 | 1 | 3 | .250 | 2012 |
| Royner Greene (Illinois 1929) 20: 236-216; Cornell: 1954 | 1 | 0 | 2 | .000 | 1967 |
| Hugh Greer (UConn 1926) 17: 286-112; UConn: 1951, 54, 56, 57, 58, 59, 60 | 7 | 1 | 8 | .111 | 1963 |
| Brian Gregory (Oakland 1990) 13: 248-180; Dayton: 2004, 09 | 2 | 1 | 2 | .333 | 2016 |
| Bill Grier (Oregon 1990) 8: 117-144; San Diego: 2008 | 1 | 1 | 1 | .500 | 2015 |
| John Groce (Taylor 1994) 2 at Ohio: 2010, 12; 1 at Illinois: 13; 1 at Akron | 4 | 4 | 4 | .500 | Active |
| Elmer Gross (Penn St. 1942) 5: 80-40; Penn St.: 1952, 54-3d | 2 | 4 | 3 | .571 | 1954 |
| Marc Guley (Syracuse 1936) 12: 136-129; Syracuse: 1957-RR | 1 | 2 | 1 | .667 | 1962 |
| Bill Guthridge (Kansas St. 1963) 3: 80-28; North Carolina: 1998-T3d, 99, 2000-T3d | 3 | 8 | 3 | .727 | 2000 |
| Jerod Haase (Kansas 1997) 1 at UAB: 2015 | 1 | 1 | 1 | .500 | Active |
| Frank Haith (Elon 1988) 18: 320-237; 1 at Miami (FL): 2008; 2 at Missouri: 12, 13; 1 at Tulsa: 16 | 4 | 1 | 4 | .200 | 2022 |
| Bruce Hale (Santa Clara 1941) 16: 246-164; Miami (FL): 1960 | 1 | 0 | 1 | .000 | 1973 |
| Joe B. Hall (Kentucky 1955) 19: 373-156; Kentucky: 1973-RR, 75-2d, 77-RR, 78-CH, 80, 81, 82, 83-RR, 84-T3d, 85 | 10 | 20 | 9 | .690 | 1985 |
| Leonard Hamilton (UT Martin 1971) 3 at Miami (FL): 1998, 99, 2000; 8 at Florida St.: 09, 10, 11, 12, 17, 18-RR, 19, 21 | 11 | 14 | 11 | .560 | Active |
| Brian Hammel (Bentley 1975) 16: 208-208; Northern Ill.: 1996 | 1 | 0 | 1 | .000 | 2001 |
| Paul Hansen (Oklahoma City 1950) 13: 189-168; Oklahoma St.: 1983 | 1 | 0 | 1 | .000 | 1986 |
| Penny Hardaway (Memphis 2003) Memphis: 2022, 23 | 1 | 1 | 2 | .300 | Active |
| Jim Harding (Iowa 1949) 9: 147-71; 1 at Loyola (LA): 1958; 1 at La Salle: 68 | 2 | 0 | 2 | .000 | 1973 |
| Dick Harp (Kansas 1940) 10: 141-105; Kansas: 1957-2d, 60-RR | 2 | 4 | 2 | .667 | 1964 |
| Ray Harper (Ky. Wesleyan 1985) 2 at Western Ky.: 2012, 13; 2 at Jacksonville St.: 17, 22 | 4 | 1 | 4 | .200 | Active |
| Jim Harrick* [Charleston (WV) 1960] 23: 470-233; 4 at Pepperdine: 1982, 83, 85, 86; 8 at UCLA: 89, 90, 91, 92-RR, 93, 94, 95-CH, 96; 2 at Rhode Island: 98, 99; 2 at Georgia: 2001, 02* | 16 | 18 | 15 | .545 | 2003 |
| Marv Harshman (Pacific Lutheran 1942) 40: 637-444; Washington: 1976, 84, 85 | 3 | 2 | 3 | .400 | 1986 |
| Dick Harter (Penn 1953) 18: 296-195; Penn: 1970, 71-RR | 2 | 2 | 2 | .500 | 1983 |
| Jack Hartman (Oklahoma St. 1949) 24: 439-233; Kansas St.: 1972-RR, 73-RR, 75-RR, 77, 80, 81-RR, 82 | 7 | 11 | 7 | .611 | 1986 |
| Clem Haskins* (Western Ky. 1967) 19: 336-236; 2 at Western Ky.: 1981, 86; 6 at Minnesota: 89, 90-RR, 94*, 95*, 97-T3d*, 99 | 8 | 11 | 8 | .579 | 1999 |
| Don Haskins (Oklahoma St. 1953) 38: 719-353; UTEP: 1963, 64, 66-CH, 67, 70, 75, 84, 85, 86, 87, 88, 89, 90, 92 | 14 | 14 | 13 | .519 | 1999 |
| Ray Haskins (Shaw 1972) 4: 60-56; LIU: 1997 | 1 | 0 | 1 | .000 | 1998 |
| Steve Hawkins (South Ala. 1987) 26: 428-373; Western Mich.: 2004, 14 | 2 | 0 | 2 | .000 | 2020 |
| Doc Hayes (North Texas 1927) 20: 298-191; SMU: 1955, 56-4th, 57, 65, 66, 67-RR | 6 | 7 | 8 | .467 | 1967 |
| Ken Hayes (Northeastern St. 1956) 15: 236-158; New Mexico St.: 1979 | 1 | 0 | 1 | .000 | 1983 |
| Jim Hayford (Azusa Pacific 1990) 22: 424-230; Eastern Wash.: 2015 | 1 | 0 | 1 | .000 | 2021 |
| Walt Hazzard (UCLA 1964) 6: 120-61; UCLA: 1987 | 1 | 1 | 1 | .500 | 1988 |
| Stan Heath (Eastern Mich. 1988) 1 at Kent St.: 2002-RR; 2 at Arkansas: 06, 07; 1 at South Fla.: 12 | 4 | 5 | 4 | .556 | Active |
| Jud Heathcote (Washington St. 1950) 24: 417-275; 1 at Montana: 1975; 9 at Michigan St.: 78-RR, 79-CH, 85, 86, 90, 91, 92, 94, 95 | 10 | 15 | 10 | .600 | 1995 |
| Darrell Hedric [Miami (OH) 1955] 14: 216-157; Miami (OH): 1971, 73, 78, 84 | 4 | 1 | 4 | .200 | 1984 |
| Mike Heideman (Wis.-La Crosse 1971) 11: 176-120; Green Bay: 1996 | 1 | 0 | 1 | .000 | 2002 |
| Bill Henderson (Howard Payne 1925) 18: 201-232; Baylor: 1946-RR, 48-2d, 50-4th | 3 | 3 | 5 | .375 | 1961 |
| Eric Henderson (Wayne St. [NE] 2000) South Dakota St.: 2022 | 1 | 0 | 1 | .000 | Active |
| Mitch Henderson (Princeton 1998) Princeton: 2017, 23 | 2 | 2 | 2 | .500 | Active |
| Lou Henson (New Mexico St. 1955) 41: 779-412; 12 at Illinois: 81, 83, 84-RR, 85, 86, 87, 88, 89-T3d, 90, 93, 94, 95; 7 at New Mexico St.: 1967, 68, 69, 70-3d, 71, 75, 99 | 19 | 19 | 20 | .487 | 2005 |
| Greg Herenda (Merrimack 1983) 15: 210-232; Fairleigh Dickinson: 2016, 19 | 2 | 1 | 2 | .333 | 2022 |
| Rich Herrin (McKendree 1956) 13: 225-176; Southern Ill.: 1993, 94, 95 | 3 | 0 | 3 | .000 | 1998 |
| Bill Herrion (Merrimack 1981) 32: 464-472; Drexel: 1994, 95, 96 | 3 | 1 | 3 | .250 | 2023 |
| Pete Herrmann (SUNY Geneseo 1970) 7: 66-119; Navy: 1987 | 1 | 0 | 1 | .000 | 2009 |
| Paul Hewitt (St. John Fisher 1985) 18: 321-251; 1 at Siena: 1999; 5 at Georgia Tech: 2001, 04-2d, 05, 07, 10 | 6 | 7 | 6 | .538 | 2015 |

| Coach (Alma Mater) Career Record for Retired Coaches Only, Tourney Teams and Years in Tourney | Yrs | Tournament | | | Last Year of Career |
|--|-----|------------|----|------|---------------------|
| | | W | L | Pct. | |
| Eddie Hickey (Creighton 1927) 26: 435-231; 1 at Creighton: 1941-RR; 2 at Saint Louis: 52-RR, 57; 2 at Marquette: 59, 61 | 5 | 3 | 7 | .300 | 1964 |
| Peck Hickman (Western Ky. 1935) 23: 443-183; Louisville: 1951, 59-4th, 61, 64, 67 | 5 | 5 | 7 | .417 | 1967 |
| Ed Hickox (Ohio Wesleyan 1905) 18: 241-100; Springfield: 1940-RR | 1 | 0 | 1 | .000 | 1947 |
| B.J. Hill* (Grand View 1996) 6: 86-98; Northern Colo.: 2011* | 1 | 0 | 1 | .000 | 2016 |
| Tony Hinkle (Chicago 1921) 41: 560-392; Butler: 1962 | 1 | 2 | 1 | .667 | 1970 |
| David Hobbs (VCU 1971) 6: 110-76; Alabama: 1994, 95 | 2 | 2 | 2 | .500 | 1998 |
| Karl Hobbs (UConn 1985) 10: 166-129; George Washington: 2005, 06, 07 | 3 | 1 | 3 | .250 | 2011 |
| Howard Hobson (Oregon 1926) 23: 400-257; 1 at Oregon: 1939-CH, 1 at Yale: 49-RR | 2 | 3 | 2 | .600 | 1956 |
| Bill Hodges [Marian (IN) 1970] 15: 239-208; Indiana St.: 1979-2d | 1 | 4 | 1 | .800 | 1997 |
| Bob Hoffman (Oklahoma Baptist 1979) 25: 519-321; Mercer: 2014 | 1 | 1 | 1 | .500 | 2019 |
| Fred Hoiberg (Iowa St. 1995) Iowa St.: 2012, 13, 14-RR, 15 | 4 | 4 | 4 | .500 | Active |
| Eddie Holbrook (Lenoir-Rhyne 1962) 13: 283-89; Furman: 1980 | 1 | 0 | 1 | .000 | 1982 |
| Brad Holland (UCLA 1979) 15: 223-207; San Diego: 2003 | 1 | 0 | 1 | .000 | 2007 |
| Terry Holland (Davidson 1964) 21: 418-216; 1 at Davidson: 1970; 9 at Virginia: 76, 81-3d, 82, 83-RR, 84-T3d, 86, 87, 89-RR, 90 | 10 | 15 | 10 | .600 | 1990 |
| Shaheen Holloway (Seton Hall 2000) 1 at Saint Peter's: 2022-RR | 1 | 3 | 1 | .750 | Active |
| Nat Holman (Savage School of Phys. Ed. 1917) 37: 423-190; CCNY: 1947-4th, 50-CH | 2 | 4 | 2 | .667 | 1960 |
| Don Holst (Northern Mont. 1975) 4: 57-56; Montana: 2002 | 1 | 0 | 1 | .000 | 2002 |
| Chris Holtmann [Taylor (IN) 1994] 3 at Butler: 2015, 16, 17; 4 at Ohio St.: 18, 19, 21, 22 | 7 | 7 | 7 | .500 | Active |
| Mike Hopkins (Syracuse 1993) Washington: 2019 | 1 | 1 | 1 | .500 | Active |
| Phil Hopkins (Gardner-Webb 1972) 5: 65-76; Western Caro.: 1996 | 1 | 0 | 1 | .000 | 2000 |
| Robert Hopkins (Grambling 1956) 16: 256-166; Southern U.: 1985 | 1 | 0 | 1 | .000 | 1992 |
| Darrin Horn (Western Ky. 1995) 1 at Western Ky.: 2008; 1 at Northern Ky.: 23 | 2 | 2 | 2 | .500 | Active |
| Juwan Howard (Michigan 1995) Michigan: 2021-RR, 22 | 2 | 5 | 2 | .714 | Active |
| Ben Howland (Weber St. 1980) 26: 518-304; 1 at Northern Ariz.: 1998; 2 at Pittsburgh: 2002, 03; 7 at UCLA: 05, 06-2d, 07-T3d, 08-T3d, 09, 11, 13; 1 at Mississippi St.: 2019 | 11 | 19 | 11 | .633 | 2022 |
| Ricky Huckabay* (Louisiana Tech 1967) 6: 129-58; Marshall: 1984, 85, 87* | 3 | 0 | 3 | .000 | 1989 |
| Bob Huggins (West Virginia 1977) 41: 935-414; 1 at Akron: 1986; 14 at Cincinnati: 92-T3d, 93-RR, 94, 95, 96-RR, 97, 98, 99, 2000, 01, 02, 03, 04, 05; 11 at West Virginia: 08, 09, 10-T3d, 11, 12, 15-RR, 16, 17, 18, 21, 23 | 26 | 34 | 26 | .567 | 2023 |
| Dick Hunsaker (Weber St. 1977) 8: 166-73; Ball St.: 1990, 93 | 2 | 2 | 2 | .500 | 2001 |
| Larry Hunter (Ohio 1971) 38: 702-453; Ohio: 1994 | 1 | 0 | 1 | .000 | 2018 |
| Ron Hunter [Miami (OH) 1986] 1 at IUPUI: 2003; 3 at Georgia St.: 2015, 18, 19 | 4 | 1 | 4 | .200 | Active |
| Bobby Hurley (Duke 1993) 1 at Buffalo: 2015; 3 at Arizona St.: 2018, 19, 23 | 4 | 1 | 4 | .200 | Active |
| Dan Hurley (Seton Hall 1996) 2 at Rhode Island: 2017, 18; 3 at UConn: 21, 22, 23-CH | 5 | 8 | 4 | .667 | Active |
| Bobby Hussey (App State 1962) 20: 311-269; Davidson: 1986 | 1 | 0 | 1 | .000 | 1999 |
| Whack Hyder (Georgia Tech 1937) 22: 292-271; Georgia Tech: 1960-RR | 1 | 1 | 1 | .500 | 1973 |
| Clarence Iba (Okla. Panhandle 1936) 11: 137-147; Tulsa: 1955 | 1 | 1 | 1 | .500 | 1960 |
| Gene Iba (Tulsa 1963) 1 at Houston Baptist: 1984; 1 at Baylor: 88 | 2 | 0 | 2 | .000 | 2010 |
| Henry Iba [Westminster (MO) 1931] 41: 767-338; Oklahoma St.: 1945-CH, 46-CH, 49-2d, 51-4th, 53-RR, 54-RR, 58-RR, 65-RR | 8 | 15 | 7 | .682 | 1970 |
| Moe Iba (Oklahoma St. 1962) 17: 239-244; Nebraska: 1986 | 1 | 0 | 1 | .000 | 1994 |
| Martin Igelsby (Notre Dame 2001) Delaware: 2022 | 1 | 0 | 1 | .000 | Active |
| George Ireland (Notre Dame 1936) 24: 318-255; Loyola Chicago: 1963-CH, 64, 66, 68 | 4 | 7 | 3 | .700 | 1975 |
| George Ivory* (Mississippi Val. 1988) Ark.-Pine Bluff: 2010* | 1 | 1 | 1 | .500 | Active |
| Tom Izzo (Northern Mich. 1977) Michigan St.: 1998, 99-T3d, 2000-CH, 01-T3d, 02, 03-RR, 04, 05-T3d, 06, 07, 08, 09-2d, 10-T3d, 11, 12, 13, 14-RR, 15-T3d, 16, 17, 18, 19-T3d, 21, 22, 23 | 25 | 55 | 24 | .696 | Active |
| Greg Jackson (St. Paul's 1982) 23: 363-293; Delaware St.: 2005 | 1 | 0 | 1 | .000 | 2014 |
| Lewis Jackson (Alabama St. 1984) 15: 207-262; Alabama St.: 2009, 11 | 2 | 0 | 2 | .000 | 2020 |
| Stu Jackson (Seattle U. 1978) 2: 32-25; Wisconsin: 1994 | 1 | 1 | 1 | .500 | 1994 |
| Ron Jacobs* (Southern California 1964) 1: 14-13; Loyola Marymount: 1980* | 1 | 0 | 1 | .000 | 1980 |
| Ben Jacobson (North Dakota 1994) UNI: 2009, 10, 15, 16 | 4 | 4 | 4 | .500 | Active |
| Tim Jankovich (Kansas St. 1982) 16: 282-185; SMU: 2017 | 1 | 0 | 1 | .000 | 2022 |
| Chris Jans (Loras 1991) 3 at New Mexico St.: 2018, 19, 22; 1 at Mississippi St.: 2023 | 4 | 1 | 4 | .200 | Active |
| Mike Jarvis* (Northeastern 1968) 25: 397-313; 2 at Boston U.: 1988, 90; 4 at George Washington: 93, 94, 96, 98; 3 at St. John's (NY): 99-RR, 2000, 02* | 9 | 7 | 9 | .438 | 2014 |
| Rob Jeter (Wis.-Platteville 1991) Milwaukee: 2006, 2014 | 2 | 1 | 2 | .333 | Active |
| Ben Jobe (Fisk 1956) 31: 524-333; Southern U.: 1987, 88, 89, 93 | 4 | 1 | 4 | .200 | 2003 |
| Maurice John (Central Mo. 1941) 16: 243-156; Drake: 1969-3d, 70-RR, 71-RR | 3 | 5 | 3 | .625 | 1974 |
| Avery Johnson (Southern U. 1988) 4: 75-62; Alabama: 2018 | 1 | 1 | 1 | .500 | 2019 |
| Phil Johnson (Utah St. 1953) 3: 68-16; Weber St.: 1969, 70, 71 | 3 | 2 | 3 | .400 | 1971 |
| Sydney Johnson (Princeton 1997) 12: 182-200; Princeton: 2011 | 1 | 0 | 1 | .000 | 2019 |

| Coach (Alma Mater) Career Record for Retired Coaches Only, Tourney Teams and Years in Tourney | Yrs | Tournament | | | Last Year of Career |
|---|-----|------------|----|------|---------------------|
| | | W | L | Pct. | |
| Trent Johnson (Boise St. 1983) 1 at Nevada: 2004; 3 at Stanford: 05, 07, 08; 1 at LSU: 09 | 5 | 5 | 5 | .500 | Active |
| Brian Jones (UNI 1994) 14: 192-222; North Dakota: 2017 | 1 | 0 | 1 | .000 | 2022 |
| Dwight Jones (Pepperdine 1965) 4: 70-40; Long Beach St.: 1977 | 1 | 0 | 1 | .000 | 1978 |
| James Jones [Albany (NY) 1986] Yale: 2016, 19, 22 | 3 | 1 | 3 | .250 | Active |
| Jeff Jones (Virginia 1982) 5 at Virginia: 1991, 93, 94, 95-RR, 97; 2 at American: 2008, 09; 1 at Old Dominion: 19 | 8 | 6 | 8 | .429 | Active |
| Johnny Jones (LSU 1985) 2 at North Texas: 2007, 10; 1 at LSU: 15; 3 at Texas Southern: 21, 22, 23 | 6 | 2 | 6 | .250 | Active |
| Mike Jones (Howard 1990) Radford: 2018 | 1 | 1 | 1 | .500 | Active |
| Robert Jones (SUNY New Paltz 2002) Norfolk St.: 2021, 22 | 2 | 1 | 2 | .333 | Active |
| John Jordan (Notre Dame 1935) 14: 214-145; Notre Dame: 1953-RR, 54-RR, 57, 58-RR, 60, 63 | 6 | 8 | 6 | .571 | 1964 |
| LaVall Jordan (Butler 2001) 6: 94-98; Butler: 2018 | 1 | 1 | 1 | .500 | 2022 |
| Edward Joyner Jr. (Johnson C. Smith 1995) Hampton: 2011, 15, 16 | 3 | 1 | 3 | .250 | Active |
| Ed Jucker (Cincinnati 1940) 17: 266-109; Cincinnati: 1961-CH, 62-CH, 63-2d | 3 | 11 | 1 | .917 | 1977 |
| Doggie Julian (Bucknell 1923) 32: 388-358; 2 at Holy Cross: 1947-CH, 48-3d; 3 at Dartmouth: 56, 58-RR, 59 | 5 | 9 | 4 | .692 | 1967 |
| Greg Kampe (Bowling Green 1978) Oakland: 2005, 10, 11 | 3 | 1 | 3 | .250 | Active |
| Danny Kaspar (North Texas 1978) 29: 584-302; SFA: 2009 | 1 | 0 | 1 | .000 | 2020 |
| Gene Keady* (Kansas St. 1958) 27: 531-306; 1 at Western Ky.: 1980; 17 at Purdue: 83, 84, 85, 86, 87, 88, 90, 91, 93, 94-RR, 95, 96*, 97, 98, 99, 2000-RR, 03 | 18 | 19 | 18 | .514 | 2005 |
| Kevin Keatts (Ferrum 1995) 2 at UNCW: 2016, 17; 2 at NC State: 18, 23 | 4 | 0 | 4 | .000 | Active |
| Kyle Keller (Oklahoma St. 1990) SFA: 2016*, 18* | 2 | 1 | 2 | .333 | Active |
| Derek Kellogg (Massachusetts 1995) 14: 183-211; 1 at Massachusetts: 2014; 1 at LIU: 2018 | 2 | 0 | 2 | .000 | 2022 |
| Lake Kelly* (Georgia Tech 1956) 13: 218-144; Austin Peay: 1973*, 74, 87 | 3 | 2 | 4 | .333 | 1990 |
| Pat Kelsey (Xavier 1998) 2 at Winthrop: 2017, 21; 1 at Col. of Charleston: 23 | 3 | 0 | 3 | .000 | Active |
| Andy Kennedy (UAB 1991) 2 at Ole Miss: 2013, 15; 1 at UAB: 22 | 3 | 2 | 3 | .400 | Active |
| Billy Kennedy (Southeastern La. 1986) 21: 362-295; 1 at Southeastern La.: 2005; 1 at Murray St.: 10; 2 at Texas A&M: 16, 18 | 4 | 5 | 4 | .556 | 2019 |
| Pat Kennedy [King's (PA) 1976] 31: 487-455; 2 at Iona: 1984, 85; 5 at Florida St.: 88, 89, 91, 92, 93-RR; 1 at DePaul: 2000 | 8 | 6 | 8 | .429 | 2011 |
| Ernie Kent (Oregon 1977) 19: 325-253; 1 at Saint Mary's (CA): 1997; 5 at Oregon: 2000, 02-RR, 03, 07-RR, 08 | 6 | 6 | 6 | .500 | 2010 |
| Dustin Kerns (Clemson 2002) App State: 2021 | 1 | 0 | 1 | .000 | Active |
| Frank Kerns (Alabama 1957) 22: 381-210; Ga. Southern: 1983, 87, 92 | 3 | 0 | 3 | .000 | 1995 |
| Matt Kilcullen (Lehman 1976) 20: 219-332; Western Ky.: 1995 | 1 | 1 | 1 | .500 | 2009 |
| Jim Killingsworth (Northeastern St. 1948) 16: 261-191; 2 at Idaho St.: 1974, 77-RR; 1 at TCU: 87 | 3 | 3 | 3 | .500 | 1987 |
| Bob King (Iowa 1947) 13: 236-113; New Mexico: 1968 | 1 | 0 | 2 | .000 | 1978 |
| George King [Charleston (WV) 1950] 13: 223-119; 3 at West Virginia: 1962, 63, 65; 1 at Purdue: 69-2d | 4 | 5 | 4 | .556 | 1972 |
| Dana Kirk* (Marshall 1960) 15: 281-131; Memphis: 1982*, 83*, 84*, 85-T3d*, 86* | 5 | 9 | 5 | .643 | 1986 |
| Bob Knight (Ohio St. 1962) 42: 902-371; 24 at Indiana: 1973-3d, 75-RR, 76-CH, 78, 80, 81-CH, 82, 83, 84-RR, 86, 87-CH, 88, 89, 90, 91, 92-T3d, 93-RR, 94, 95, 96, 97, 98, 99, 2000; 4 at Texas Tech: 02, 04, 05, 07 | 28 | 45 | 25 | .643 | 2008 |
| Pat Knight (Indiana 1995) 7: 79-123; Lamar University: 2012 | 1 | 0 | 1 | .000 | 2014 |
| Don Knodel [Miami (OH) 1953] 8: 77-126; Rice: 1970 | 1 | 0 | 1 | .000 | 1974 |
| Brad Korn (Southern Ill. 2004) Southeast Mo. St.: 2023 | 1 | 0 | 1 | .000 | Active |
| Jack Kraft* (Saint Joseph's 1942) 20: 341-183; 6 at Villanova: 1962-RR, 64, 69, 70-RR, 71-2d*, 72; 1 at Rhode Island: 78 | 7 | 11 | 8 | .579 | 1981 |
| John Kresse [St. John's (NY) 1964] 23: 560-143; Col. of Charleston: 1994, 97, 98, 99 | 4 | 1 | 4 | .200 | 2002 |
| Lon Kruger (Kansas St. 1974) 35: 674-432; at Kansas St.: 1987, 88-RR, 89, 90; 2 at Florida: 94-T3d, 95; 3 at Illinois: 97, 98, 2000; 4 at UNLV: 07, 08, 10, 11; 7 at Oklahoma: 13, 14, 15-RR, 16-T3d, 18, 19, 21 | 20 | 22 | 20 | .524 | 2021 |
| Larry Krystkowiak (Montana 1996) 12: 225-159; 2 at Montana: 2005, 06; 2 at Utah 2015-RR, 16 | 4 | 4 | 4 | .500 | 2021 |
| Mike Krzyzewski (Army 1969) 47: 1,202-368; Duke: 1984, 85, 86-2d, 87, 88-T3d, 89-T3d, 90-2d,91-CH, 92-CH, 93, 94-2d, 96, 97, 98-RR, 99-2d, 2000, 01-CH, 02, 03, 04-T3d, 05, 06, 07, 08, 09, 10-CH, 11, 12, 13-RR, 14, 15-CH, 16, 17, 18-RR, 19-RR, 22-T3d | 36 | 101 | 31 | .765 | 2022 |
| Eugene Lambert (Arkansas 1929) 18: 264-190; 2 at Arkansas: 1945-T3d, 49-RR; 2 at Memphis: 55, 56 | 4 | 2 | 4 | .333 | 1960 |
| Paul Lambert (William Jewell 1956) 15: 227-160; Southern Ill.: 1977 | 1 | 1 | 1 | .500 | 1978 |
| Bill Lange (Wittenberg 1921) 18: 219-134; North Carolina: 1941-RR | 1 | 0 | 2 | .000 | 1944 |
| Matt Langel (Penn 2000) Colgate: 2019, 21, 22, 23 | 4 | 0 | 4 | .000 | Active |
| Rob Lanier (St. Bonaventure 1990) 1 at Siena: 2002; 1 at Georgia St.: 22 | 2 | 1 | 2 | .333 | Active |
| Greg Lansing (South Dakota 1990) 11: 181-164; Indiana St.: 2011 | 1 | 0 | 1 | .000 | 2021 |
| Joe Lapchick (No College) 20: 335-129; St. John's (NY): 1961 | 1 | 0 | 1 | .000 | 1965 |
| Steve Lappas (CCNY 1977) 17: 280-237; Villanova: 1995, 96, 97, 99 | 4 | 2 | 4 | .333 | 2005 |
| Jim Larranaga (Providence 1971) 5 at George Mason: 1999, 2001, 06-T3d, 08, 11; 6 at Miami (FL): 13, 16, 17, 18, 22-RR, 23-T3d | 11 | 16 | 11 | .593 | Active |
| Robert Laughlin (Morehead St. 1937) 12: 166-119; Morehead St.: 1956, 57, 61 | 3 | 3 | 4 | .429 | 1965 |

| Coach (Alma Mater) Career Record for Retired Coaches Only, Tourney Teams and Years in Tourney | Yrs | Tournament | | | Last Year of Career |
|--|-----|------------|----|------|---------------------|
| | | W | L | Pct. | |
| Steve Lavin* (Chapman 1988) 12: 226-132; 6 at UCLA: 1997-RR, 98, 99*, 2000, 01, 02; 1 at St. John's (NY): 11 | 8 | 11 | 8 | .578 | 2015 |
| John Lawther [Westminster (PA) 1919] 13: 153-93; Penn St.: 1942-RR | 1 | 1 | 1 | .500 | 1949 |
| Frank Layden (Niagara 1955) 10: 135-121; Niagara: 1970 | 1 | 1 | 2 | .333 | 1976 |
| Dale Layer (Eckerd 1979) 22: 352-307; 1 at Colorado St.: 2003; 1 at Liberty: 13 | 2 | 0 | 2 | .000 | 2015 |
| Bebe Lee (Stanford 1938) 9: 92-119; Colorado: 1954, 55-3d | 2 | 3 | 3 | .500 | 1956 |
| Billy Lee (Barton 1971) 25: 337-374; Campbell: 1992 | 1 | 0 | 1 | .000 | 2003 |
| Robert Lee* (Nicholls St. 1991) 6: 63-99; Louisiana: 2005* | 1 | 0 | 1 | .000 | 2010 |
| Roy Leenig [Trinity (CT) 1942] 6: 104-48; Holy Cross: 1956 | 1 | 0 | 1 | .000 | 1961 |
| Alan LeForce (Cumberland 1957) 15: 238-160; ETSU: 1991, 92 | 2 | 1 | 2 | .333 | 1996 |
| Shantay Legans (Fresno St. 2004) Eastern Wash.: 2021 | 1 | 0 | 1 | .000 | Active |
| Dave Leitao (Northeastern 1983) 15: 212-241; 1 at DePaul: 2004; 1 at Virginia: 07 | 2 | 2 | 2 | .500 | 2021 |
| Abe Lemons (Oklahoma City 1949) 34: 597-344; 7 at Oklahoma City: 1956-RR, 57-RR, 63, 64, 65, 66, 73; 1 at Texas: 79 | 8 | 7 | 9 | .438 | 1990 |
| Jim Les (Bradley 1986) 1 at Bradley: 2006; 1 at UC Davis: 17 | 2 | 3 | 2 | .600 | Active |
| Fred Lewis (Eastern Ky. 1946) 13: 208-125; Syracuse: 1966-RR | 1 | 1 | 1 | .500 | 1985 |
| Guy Lewis (Houston 1947) 30: 592-279; Houston: 1961, 65, 66, 67-3d, 68-4th, 70, 71, 72, 73, 78, 81, 82-T3d, 83-2d, 84-2d | 14 | 26 | 18 | .591 | 1986 |
| Todd Lickliter (Butler 1979) 12: 184-172; Butler: 2003, 07 | 2 | 4 | 2 | .667 | 2022 |
| Jeff Linder (Western Colo. 2000) Wyoming: 2022 | 1 | 0 | 1 | .000 | Active |
| Craig Littlepage (Penn 1973) 6: 63-102; Penn: 1985 | 1 | 0 | 1 | .000 | 1988 |
| Harry Litwack (Temple 1930) 21: 373-193; Temple: 1956-3d, 58-3d, 64, 67, 70, 72 | 6 | 7 | 6 | .538 | 1973 |
| Paul Lizzo (Northwest Mo. St. 1963) 24: 296-353; LIU: 1981, 84 | 2 | 0 | 2 | .000 | 1995 |
| Tommy Lloyd (Whitman 1998) Arizona: 2022, 23 | 2 | 2 | 2 | .500 | Active |
| Tates Lockie (Ohio Wesleyan 1959) 19: 255-254; 1 at Miami (OH): 1969; 1 at Jacksonville: 79 | 2 | 1 | 3 | .250 | 1994 |
| Ken Loeffler (Penn St. 1924) 22: 310-198; La Salle: 1954-CH, 55-2d | 2 | 9 | 1 | .900 | 1957 |
| Mike Lonergan (Catholic 1988) 23: 474-226; Vermont: 2010; George Washington 2014 | 2 | 0 | 2 | .000 | 2016 |
| John Long (Catholic 1928) 1: 17-7; Catholic: 1944-RR | 1 | 0 | 2 | .000 | 1944 |
| Dave Loos (Memphis 1970) 27: 420-410; Austin Peay: 1996, 2003, 08, 16 | 4 | 0 | 4 | .000 | 2017 |
| Chris Lowery (Southern Ill. 1995) 8: 145-116; Southern Ill.: 2005, 06, 07 | 3 | 3 | 3 | .500 | 2012 |
| Jerry Loyd (LeTourneau 1976) 5: 72-73; Louisiana Tech: 1991 | 1 | 0 | 1 | .000 | 1994 |
| Cal Luther (Valparaiso 1951) 38: 494-462; Murray St.: 1964, 69 | 2 | 0 | 2 | .000 | 1999 |
| Bob Lutz (Charlotte 1980) 21: 398-247; Charlotte: 1999, 2001, 02, 04, 05 | 5 | 2 | 5 | .286 | 2010 |
| Steve Lutz (Texas Lutheran 1995) A&M-Corpus Christi: 2022, 23 | 2 | 1 | 2 | .333 | Active |
| Jim Lynam (Saint Joseph's 1964) 10: 158-118; Saint Joseph's: 1981-RR | 1 | 3 | 1 | .750 | 1981 |
| Nick Macarchuk (Fairfield 1963) 28: 374-428; Fordham: 1992 | 1 | 0 | 1 | .000 | 2005 |
| Chris Mack (Xavier 1992) 13: 278-133; 8 at Xavier: 2010, 11, 12, 14, 15, 16, 17-RR, 18; 1 at Louisville: 19 | 9 | 11 | 9 | .550 | 2022 |
| Kevin Mackey (St. Anselm 1967) 7: 144-67; Cleveland St.: 1986 | 1 | 2 | 1 | .667 | 1990 |
| Don Maestri (Southern Miss. 1968) 31: 502-402; Troy: 2003 | 1 | 0 | 1 | .000 | 2013 |
| Dave Magarity [Saint Francis (PA) 1974] 23: 313-355; Marist: 1987 | 1 | 0 | 1 | .000 | 2004 |
| Brian Mahoney (Manhattan 1971) 7: 72-120; St. John's (NY): 1993 | 1 | 1 | 1 | .500 | 1996 |
| Rick Majerus (Marquette 1970) 25: 517-216; 1 at Ball St.: 1989; 10 at Utah: 91, 93, 95, 96, 97-RR, 98-2d, 99, 2000, 02, 03; 1 at Saint Louis: 12 | 12 | 19 | 12 | .613 | 2012 |
| Danny Manning (Kansas 1988) 8: 116-140; 1 at Tulsa: 2014; 1 at Wake Forest: 17 | 2 | 0 | 2 | .000 | 2020 |
| Red Manning (Duquesne 1951) 16: 247-138; Duquesne: 1969, 71 | 2 | 2 | 2 | .500 | 1974 |
| Press Maravich (Davis & Elkins 1941) 20: 232-279; NC State: 1965 | 1 | 1 | 1 | .500 | 1975 |
| Clair Markey# (Seattle U. 1963) 1: 0-1; Seattle U.: 1963 | 1 | 0 | 1 | .000 | 1963 |
| Bob Marlin (Mississippi St. 1981) 2 at Sam Houston St.: 2003, 10; 2 at Louisiana 2014, 23 | 4 | 0 | 4 | .000 | Active |
| Rinso Marquette (Lebanon Valley 1948) 8: 98-74; Lebanon Valley: 1953 | 1 | 1 | 2 | .333 | 1960 |
| Gregg Marshall (Randolph-Macon 1985) 22: 525-204; 7 at Winthrop: 1999, 2000, 01, 02, 05, 06, 07; 7 at Wichita St.: 12, 13-T3d, 14, 15-RR, 16, 17, 18 | 14 | 11 | 14 | .440 | 2020 |
| Phil Martelli (Widener 1976) 24: 444-328; Saint Joseph's: 1997, 2001, 03, 04-RR, 08, 14, 16 | 7 | 7 | 7 | .500 | 2019 |
| Cuonzo Martin (Purdue 1995) 14: 264-198; 1 at Tennessee: 2014-RR; 1 at California: 16; 2 at Missouri: 18, 21 | 4 | 3 | 4 | .429 | 2022 |
| Donald Martin (Georgetown 1941) 9: 109-102; Boston College: 1958 | 1 | 0 | 1 | .000 | 1962 |
| Frank Martin (FIU 1993) 4 at Kansas St.: 2008, 10-RR, 11, 12; 1 at South Carolina: 17-T3d | 5 | 10 | 5 | .667 | Active |
| Wayne Martin (Morehead St. 1968) 13: 216-153; Morehead St.: 1983, 84 | 2 | 1 | 2 | .333 | 1987 |
| Steve Masiello (Kentucky 2000) 11: 132-177; 2 at Manhattan: 2014, 15 | 2 | 0 | 2 | .000 | 2022 |
| Joel Mason (Western Mich. 1936) 18: 186-173; Wayne St. (MI): 1956 | 1 | 1 | 2 | .333 | 1966 |
| Rollie Massimino (Vermont 1956) Villanova: 1978-RR, 80, 81, 82-RR, 83-RR, 84, 85-CH, 86, 88-RR, 90, 91 | 11 | 20 | 10 | .667 | 2017 |
| Phil Mathews (UC Irvine 1972) 9: 139-123; San Francisco: 1998 | 1 | 0 | 1 | .000 | 2004 |

| Coach (Alma Mater) Career Record for Retired Coaches Only, Tourney Teams and Years in Tourney | Yrs | Tournament | | | Last Year of Career |
|---|-----|------------|----|------|---------------------|
| | | W | L | Pct. | |
| Thad Matta (Butler 1990) 1 at Butler: 2001; 3 at Xavier: 02, 03, 04-RR; 9 at Ohio St.: 06, 07-2d, 09, 10, 11, 12-T3d, 13-RR, 14, 15 | 13 | 24 | 13 | .649 | Active |
| Dusty May (Indiana 2000) Fla. Atlantic: 2023-T3d | 1 | 4 | 1 | .800 | Active |
| Paul McBryer (Kentucky 1930) 16: 212-141; Eastern Ky.: 1953, 59 | 2 | 0 | 2 | .000 | 1962 |
| Jim McCafferty [Loyola (LA) 1942] 10: 132-117; 2 at Loyola (LA): 1954, 57; 1 at Xavier: 61 | 3 | 0 | 3 | .000 | 1962 |
| Fran McCaffery (Penn 1982) 1 at Lehigh: 1988; 1 at UNCG: 2001; 3 at Siena: 08, 09, 10; 7 at Iowa 2014, 15, 16, 19, 21, 22, 23 | 12 | 6 | 12 | .333 | Active |
| Matt McCall (Florida 2004) 7: 96-100; Chattanooga: 2016 | 1 | 0 | 1 | .000 | 2022 |
| Ray McCallum (Ball St. 1983) 19: 300-281; 2 at Ball St.: 1995, 2000; 1 at Detroit Mercy: 12 | 3 | 0 | 3 | .000 | 2016 |
| Jake McCandless# (Princeton 1951) 1: 13-10; Princeton: 1961 | 1 | 1 | 2 | .333 | 1962 |
| Babe McCarthy (Mississippi St. 1949) 11: 175-103; Mississippi St.: 1963 | 1 | 1 | 1 | .500 | 1967 |
| Mack McCarthy (Virginia Tech 1974) 19: 343-234; Chattanooga: 1988, 93, 94, 95, 97 | 5 | 2 | 5 | .286 | 2010 |
| Neil McCarthy* (Sacramento St. 1965) 22: 431-216; 4 at Weber St.: 1978, 79, 80, 83; 5 at New Mexico St.: 90, 91, 92*, 93*, 94* | 9 | 4 | 9 | .308 | 1997 |
| George McCarty (New Mexico St. 1950) 4: 60-51; New Mexico St.: 1952 | 1 | 0 | 2 | .000 | 1953 |
| Grant McCasland (Baylor 1999) North Texas: 2021 | 1 | 0 | 1 | .000 | Active |
| Steve McClain (Chadron St. 1984) 14: 233-208; Wyoming: 2002 | 1 | 1 | 1 | .500 | 2020 |
| Mike McConathy (Louisiana Tech 1977) 23: 330-377; Northwestern St.: 2001, 06, 13 | 3 | 2 | 3 | .400 | 2022 |
| Branch McCracken (Indiana 1930) 32: 450-231; Indiana: 1940-CH, 53-CH, 54, 58 | 4 | 9 | 2 | .818 | 1965 |
| Greg McDermott (UNI 1988) 3 at UNI: 2004, 05, 06; 8 at Creighton: 12, 13, 14, 17, 18, 21, 22, 23-RR | 11 | 9 | 11 | .450 | Active |
| Nick McDevitt (UNC Asheville 2001) UNC Asheville: 2016 | 1 | 0 | 1 | .000 | Active |
| Ken McDonald (Providence 1992) 4: 67-49; Western Ky.: 2009 | 1 | 1 | 1 | .500 | 2012 |
| John McDougal (Evansville 1950) 10: 136-141; Northern Ill.: 1982 | 1 | 0 | 1 | .000 | 1986 |
| Al McGuire [St. John's (NY) 1951] 20: 405-143; Marquette: 1968, 69-RR, 71, 72, 73, 74-2d, 75, 76-RR, 77-CH | 9 | 20 | 9 | .690 | 1977 |
| Frank McGuire [St. John's (NY) 1936] 30: 550-235; 2 at St. John's (NY): 1951-RR, 52-2d; 2 at North Carolina: 57-CH, 59; 4 at South Carolina: 1971, 72, 73, 74 | 8 | 14 | 8 | .636 | 1980 |
| Ritchie McKay (Seattle Pacific 1987) 1 at New Mexico: 2005; 2 at Liberty: 2019, 21 | 3 | 1 | 3 | .250 | Active |
| Bob McKillop (Hofstra 1972) 33: 634-381; Davidson: 1998, 2002, 06, 07, 08-RR, 12, 13, 15, 18, 22 | 10 | 3 | 10 | .231 | 2022 |
| Bones McKinney (North Carolina 1946) 8: 122-94; Wake Forest: 1961-RR, 62-3d | 2 | 6 | 2 | .750 | 1965 |
| Jack McKinney (Saint Joseph's 1957) 9: 164-83; Saint Joseph's: 1969, 71, 73, 74 | 4 | 0 | 4 | .000 | 1974 |
| Art McLarney (Washington St. 1932) 3: 53-36; Washington: 1948-RR | 1 | 1 | 1 | .500 | 1950 |
| Matt McMahon (App State 2000) 3 at Murray St.: 2018, 19, 22 | 3 | 2 | 3 | .400 | Active |
| Red McManus (St. Ambrose 1949) 10: 138-118; Creighton: 1962, 64 | 2 | 3 | 3 | .500 | 1969 |
| Walter McPherson (San Jose St. 1940) 17: 252-197; San Jose St.: 1951 | 1 | 0 | 1 | .000 | 1960 |
| Ray Mears [Miami (OH) 1949] 21: 399-135; Tennessee: 1967, 76, 77 | 3 | 0 | 4 | .000 | 1977 |
| Niko Medved (Minnesota 1997) Colorado St.: 2022 | 1 | 0 | 1 | .000 | Active |
| Louis Menze (Central Mo. 1928) 19: 166-153; Iowa St.: 1944-T3d | 1 | 1 | 1 | .500 | 1947 |
| Marvin Menzies (UCLA 1987) 12: 246-159; New Mexico St.: 2010, 12, 13, 14, 15 | 5 | 0 | 5 | .000 | 2019 |
| Steve Merfeld (Wis.-La Crosse 1984) 10: 144-148; Hampton: 2001, 02 | 2 | 1 | 2 | .333 | 2007 |
| Shelby Metcalf (Tex. A&M-Commerce 1953) 27: 443-313; Texas A&M: 1964, 69, 75, 80, 87 | 5 | 3 | 6 | .333 | 1990 |
| Jeff Meyer [Taylor (IN) 1976] 16: 259-206; Liberty: 1994 | 1 | 0 | 1 | .000 | 1997 |
| Joey Meyer* (DePaul 1971) 13: 226-153; DePaul: 1985, 86*, 87*, 88*, 89*, 91, 92 | 7 | 6 | 7 | .462 | 1997 |
| Ray Meyer (Notre Dame 1938) 42: 724-354; DePaul: 1943-T3d, 53, 56, 59, 60, 65, 76, 78-RR, 79-3d, 80, 81, 82, 84 | 13 | 14 | 16 | .467 | 1984 |
| Joe Mihalich (La Salle 1978) 22: 406-295; Niagara: 2005, 07 | 2 | 1 | 2 | .333 | 2021 |
| Tim Miles (Mary 1989) Colorado St.: 2012; at Nebraska: 2014 | 2 | 0 | 2 | .000 | Active |
| Archie Miller (NC State 2002) Dayton 2014-RR, 15, 16, 17 | 4 | 5 | 4 | .556 | Active |
| Bob Miller (Occidental 1953) 9: 124-112; Cal St. L.A.: 1974 | 1 | 0 | 1 | .000 | 1978 |
| Eldon Miller (Wittenberg 1961) 36: 568-419; 1 at Western Mich.: 1976; 4 at Ohio St.: 80, 82, 83, 85; 1 at UNI: 90 | 6 | 5 | 6 | .455 | 1998 |
| Glen Miller (UConn 1986) 17: 233-209; Penn: 2007 | 1 | 0 | 1 | .000 | 2009 |
| Gus Miller (West Tex. A&M 1927) 22: 377-168; West Tex. A&M: 1955 | 1 | 0 | 1 | .000 | 1957 |
| Harry Miller (Eastern N.M. 1951) 34: 534-374; Wichita St.: 1976 | 1 | 0 | 1 | .000 | 1988 |
| Mike Miller (Tex. A&M-Commerce 1987) 13: 162-209; Texas St.: 1997 | 1 | 0 | 1 | .000 | 2012 |
| Ralph Miller* (Kansas 1942) 38: 657-382; 1 at Wichita St.: 1964-RR; 1 at Iowa: 70; 8 at Oregon St.: 75, 80*, 81*, 82-RR*, 84, 85, 88, 89 | 10 | 5 | 11 | .313 | 1989 |
| Sean Miller* (Pittsburgh 1992) 5 at Xavier: 2006, 07, 08-RR, 09, 23; 7 at Arizona: 11-RR, 13, 14-RR, 15-RR, 16, 17*, 18* | 12 | 21 | 12 | .636 | Active |
| Weenie Miller (Richmond 1947) 9: 79-123; VMI: 1964 | 1 | 0 | 1 | .000 | 1964 |
| Wes Miller (North Carolina 2007) UNCG: 2018, 21 | 2 | 0 | 2 | .000 | Active |
| Bud Millikan (Oklahoma St. 1942) 17: 243-182; Maryland: 1958 | 1 | 2 | 1 | .667 | 1967 |
| Doug Mills (Illinois 1930) 11: 151-66; Illinois: 1942-RR | 1 | 0 | 2 | .000 | 1947 |

| Coach (Alma Mater) Career Record for Retired Coaches Only, Tourney Teams and Years in Tourney | Yrs | Tournament | | | Last Year of Career |
|---|-----|------------|----|------|---------------------|
| | | W | L | Pct. | |
| Paul Mills (Texas A&M 1996) Oral Roberts: 2021, 23 | 2 | 2 | 2 | .500 | Active |
| Ron "Fang" Mitchell (Edison 1984) 28: 429-417; Coppin St.: 1990, 93, 97, 2008 | 4 | 1 | 4 | .200 | 2014 |
| Charles Moir (App State 1952) 20: 392-196; Virginia Tech: 1979, 80, 85, 86 | 4 | 2 | 4 | .333 | 1987 |
| Jim Molinari (Ill. Wesleyan 1977) 20: 302-290; 1 at Northern Ill.: 1991; 1 at Bradley: 96 | 2 | 0 | 2 | .000 | 2014 |
| Randy Monroe (Cheyney 1987) 8: 85-159; UMBC: 2008 | 1 | 0 | 1 | .000 | 2012 |
| Dan Monson (Idaho 1985) 1 at Gonzaga: 1999; 1 at Minnesota: 2005; 1 at Long Beach St.: 12 | 3 | 3 | 3 | .500 | Active |
| Don Monson (Idaho 1955) 14: 216-186; Idaho: 1981, 82 | 2 | 1 | 2 | .333 | 1992 |
| Mike Montgomery (Long Beach St. 1968) 32: 677-317; 12 at Stanford: 1989, 92, 95, 96, 97, 98-T3d, 99, 2000, 01-RR, 02, 03, 04; 4 at California: 2009, 10, 12, 13 | 16 | 18 | 16 | .529 | 2014 |
| Chris Mooney (Princeton 1994) Richmond: 2010, 11, 22 | 3 | 3 | 3 | .500 | Active |
| Dudey Moore (Duquesne 1934) 15: 270-107; Duquesne: 1952-RR | 1 | 1 | 1 | .500 | 1963 |
| Robert Moreland (Tougaloo 1962) 27: 406-369; Texas Southern: 1990, 94, 95 | 3 | 0 | 3 | .000 | 2008 |
| Wayne Morgan (St. Lawrence 1973) 9: 146-123; Iowa St.: 2005 | 1 | 1 | 1 | .500 | 2006 |
| Mike Morrell (Milligan 2005) UNC Asheville: 2023 | 1 | 0 | 1 | .000 | Active |
| Stew Morrill (Gonzaga 1974) 29: 620-294; 1 at Montana: 1991; 8 at Utah St.: 2000, 01, 03, 05, 06, 09, 10, 11 | 9 | 1 | 9 | .100 | 2015 |
| Speedy Morris (Saint Joseph's 1973) 15: 238-203; La Salle: 1988, 89, 90, 92 | 4 | 1 | 4 | .200 | 2001 |
| Stan Morrison (California 1962) 23: 275-355; 1 at Pacific: 1979; 2 at Southern California: 82, 85; 1 at San Jose St.: 96 | 4 | 0 | 4 | .000 | 1998 |
| Porter Moser (Creighton 1990) Loyola Chicago: 2018, 21 | 2 | 6 | 2 | .750 | Active |
| LeVelle Moton (N.C. Central 1996) N.C. Central: 2014, 17, 18, 19 | 4 | 0 | 4 | .000 | Active |
| Dick Motta (Utah St. 1953) 6: 120-33; Weber St.: 1968 | 1 | 0 | 1 | .000 | 1968 |
| Joe Mullaney (Holy Cross 1949) 22: 366-218; Providence: 1964, 65-RR, 66 | 3 | 2 | 3 | .400 | 1985 |
| Chris Mullin (St. John's [NY] 1985) 4: 59-73; St. John's (NY): 2019 | 1 | 0 | 1 | .000 | 2019 |
| Jeff Mullins (Duke 1964) 11: 182-142; Charlotte: 1988, 92, 95 | 3 | 0 | 3 | .000 | 1996 |
| Frank Mulzoff [St. John's (NY) 1951] 3: 56-27; St. John's (NY): 1973 | 1 | 0 | 1 | .000 | 1986 |
| Bill Musselman* (Wittenberg 1961) 12: 231-84; 1 at Minnesota: 1972*; 1 at South Ala.: 97 | 2 | 1 | 2 | .333 | 1997 |
| Eric Musselman (San Diego 1987) 3 at Nevada: 2017, 18, 19; 3 at Arkansas: 21-RR, 22-RR, 23 | 6 | 10 | 6 | .625 | Active |
| Gerald Myers (Texas Tech 1959) 24: 357-305; Texas Tech: 1973, 6, 85, 86 | 4 | 1 | 4 | .200 | 1991 |
| Jack Nagle (Marquette 1940) 8: 108-70; Marquette: 1955-RR | 1 | 2 | 1 | .667 | 1958 |
| Scott Nagy (Delta St. 1988) 3 at South Dakota St.: 2012, 13, 16; 2 at Wright St.: 2018, 22 | 5 | 1 | 5 | .167 | Active |
| Lynn Nance (Washington 1965) 16: 269-188; Saint Mary's (CA): 1989 | 1 | 0 | 1 | .000 | 1993 |
| Craig Neal (Georgia Tech 1988) 4: 76-52; New Mexico: 2014 | 1 | 0 | 1 | .000 | 2017 |
| Danny Nee (St. Mary of the Plains 1971) 26: 409-382; 2 at Ohio: 1983, 85; 5 at Nebraska: 91, 92, 93, 94, 98 | 7 | 1 | 7 | .125 | 2006 |
| Al Negratti (Seton Hall 1943) 12: 163-156; Portland: 1959 | 1 | 0 | 1 | .000 | 1967 |
| Ernie Nestor (Alderson Broaddus 1968) 11: 135-198; George Mason: 1989 | 1 | 0 | 1 | .000 | 2009 |
| Jeff Neubauer (La Salle 1993) Eastern Ky.: 2007, 2014 | 2 | 0 | 2 | .000 | 2021 |
| Mike Newell (Sam Houston St. 1973) 9: 175-104; Little Rock: 1986, 89, 90 | 3 | 1 | 3 | .250 | 1993 |
| Pete Newell (Loyola Marymount 1940) 14: 234-123; California: 1957-RR, 58-RR, 59-CH, 60-2d | 4 | 10 | 3 | .769 | 1960 |
| C.M. Newton (Kentucky 1952) 32: 509-375; 2 at Alabama: 1975, 76; 2 at Vanderbilt: 88, 89 | 4 | 3 | 4 | .429 | 1989 |
| Steve Newton (Indiana St. 1963) 8: 136-100; Murray St.: 1988, 90, 91 | 3 | 1 | 3 | .250 | 1993 |
| Bob Nichols (Toledo 1953) 22: 377-211; Toledo: 1967, 79, 80 | 3 | 1 | 3 | .250 | 1987 |
| Kevin Nickelberry# (Va. Wesleyan 1986) LSU: 2022 | 1 | 0 | 1 | .000 | 2022 |
| Ken Norton (LIU 1939) 22: 310-205; Manhattan: 1956, 58 | 2 | 1 | 3 | .250 | 1968 |
| Dickey Nutt (Oklahoma St. 1982) 19: 239-295; Arkansas St.: 1999 | 1 | 0 | 1 | .000 | 2015 |
| Nate Oats (Maranatha Baptist 1997) 3 at Buffalo: 2016, 18, 19; 3 at Alabama: 21, 22, 23 | 6 | 6 | 6 | .500 | Active |
| Jim O'Brien* (Boston College 1971) 20: 286-274; 3 at Boston College: 1994-RR, 96, 97; 4 at Ohio St.: 99-T3d*, 2000*, 01*, 02* | 7 | 11 | 7 | .611 | 2004 |
| Jim O'Brien (Saint Joseph's 1974) 10: 135-156; Dayton: 1990 | 1 | 1 | 1 | .500 | 1994 |
| Bucky O'Connor (Drake 1938) 7: 108-54; Iowa: 1955-4th, 56-2d | 2 | 5 | 3 | .625 | 1958 |
| Dave Odom (Guilford 1965) 22: 405-279; 8 at Wake Forest: 1991, 92, 93, 94, 95, 96-RR, 97, 2001; 1 at South Carolina: 04 | 9 | 10 | 9 | .526 | 2008 |
| Ryan Odom (Hampden-Sydney 1996) 1 at UMBC: 2018; 1 at Utah St.: 23 | 2 | 1 | 2 | .333 | Active |
| Fran O'Hanlon (Villanova 1970) 27: 362-432; Lafayette: 1999, 2000, 15 | 3 | 0 | 3 | .000 | 2022 |
| Johnny Oldham* (Western Ky. 1948) 16: 260-123; 2 at Tennessee Tech: 1958, 63; 4 at Western Ky.: 66, 67, 70, 71-3d* | 6 | 6 | 6 | .500 | 1971 |
| Kevin Ollie (UConn 1995) 6: 127-79; UConn: 2014-CH, 16 | 2 | 7 | 1 | .875 | 2018 |
| Harold Olsen (Wisconsin 1917) 30: 306-234; Ohio St.: 1939-2d, 44-T3d, 45-T3d, 46-3d | 4 | 6 | 4 | .600 | 1952 |
| Lute Olson* (Augsburg 1957) 34: 780-280; 5 at Iowa: 1979, 80-4th, 81, 82, 83; 23 at Arizona: 85, 86, 87, 88-T3d, 89, 90, 91, 92, 93, 94-T3d, 95, 96, 97-CH, 98-RR, 99*, 2000, 01-2d, 02, 03-RR, 04, 05-RR, 06, 07 | 28 | 46 | 28 | .622 | 2007 |

| Coach (Alma Mater) Career Record for Retired Coaches Only, Tourney Teams and Years in Tourney | Yrs | Tournament | | | Last Year of Career |
|--|-----|------------|----|------|---------------------|
| | | W | L | Pct. | |
| Kevin O'Neill* (McGill 1979) 18: 224-268; 2 at Marquette: 1993, 94; 1 at Arizona: 2008*; 1 at Southern California: 11 | 4 | 2 | 4 | .333 | 2013 |
| Johnny Orr (Beloit 1949) 29: 466-346; 4 at Michigan: 1974-RR, 75, 76-2d, 77-RR; 6 at Iowa St.: 85, 86, 88, 89, 92, 93 | 10 | 10 | 10 | .500 | 1994 |
| Louis Orr (Syracuse 1980) 13: 201-201; Seton Hall: 2004, 06 | 2 | 1 | 2 | .333 | 2014 |
| Tim O'Shea (Boston College 1984) 17: 216-306; Ohio: 2005 | 1 | 0 | 1 | .000 | 2018 |
| T.J. Otzelberger (Wis.-Whitewater 2001) 2 at South Dakota St.: 2017, 18; 2 at Iowa St.: 22, 23 | 4 | 2 | 4 | .333 | Active |
| Ted Owens (Oklahoma 1951) 21: 369-217; Kansas: 1966-RR, 67, 71-4th, 74-4th, 75, 78, 81 | 7 | 8 | 9 | .471 | 1987 |
| Matt Painter (Purdue 1993) 1 at Southern Ill.: 2004; 13 at Purdue: 07, 08, 09, 10, 11, 12, 15, 16, 17, 18, 19-RR, 21, 22, 23 | 15 | 17 | 15 | .531 | Active |
| Dick Parfitt (Central Mich. 1953) 14: 193-179; Central Mich.: 1975, 77 | 2 | 2 | 2 | .500 | 1985 |
| Lamont Paris (Wooster 1996) 1 at Chattanooga: 2022 | 1 | 0 | 1 | .000 | Active |
| Bruce Parkhill (Lock Haven 1971) 18: 270-244; Penn St.: 1991 | 1 | 1 | 1 | .500 | 1995 |
| Doyle Parrack (Oklahoma St. 1945) 15: 208-178; Oklahoma City: 1952, 53, 54, 55 | 4 | 1 | 5 | .167 | 1962 |
| Bobby Paschal (Stetson 1964) 18: 280-244; 2 at Louisiana: 1982, 83; 2 at South Fla.: 90, 92 | 4 | 0 | 4 | .000 | 1996 |
| Alden Pasche (Rice 1932) 11: 135-116; Houston: 1956 | 1 | 0 | 2 | .000 | 1956 |
| Joe Pasternack (Indiana 1999) UC Santa Barbara: 2021, 23 | 2 | 0 | 2 | .000 | Active |
| Josh Pastner (Arizona 1998) 4 at Memphis: 2011, 12, 13, 14; 1 at Georgia Tech: 21 | 5 | 2 | 5 | .286 | Active |
| Jimmy Patsos (Catholic 1989) 14: 222-227; Loyola Maryland: 2012 | 1 | 0 | 1 | .000 | 2018 |
| Ricardo Patton (Belmont 1980) 16: 219-243; Colorado: 1997, 2003 | 2 | 1 | 2 | .333 | 2011 |
| David Paulsen (Williams 1987) Bucknell: 2011, 13 | 2 | 0 | 2 | .000 | 2021 |
| Eddie Payne (Wake Forest 1973) 31: 459-469; East Carolina: 1993 | 1 | 0 | 1 | .000 | 2017 |
| Bruce Pearl (Boston College 1982) 2 at Milwaukee: 2003, 05; 6 at Tennessee: 06, 07, 08, 09, 10-RR, 11; 3 at Auburn: 18, 19-T3d, 22, 23 | 12 | 17 | 12 | .586 | Active |
| Randy Peele (Va. Wesleyan 1980) 9: 123-151; 1 at UNCG: 1996; 2 at Winthrop: 2008, 10 | 3 | 0 | 3 | .000 | 2012 |
| Jerry Peirson [Miami (OH) 1966] 6: 94-80; Miami (OH): 1985, 86 | 2 | 0 | 2 | .000 | 1990 |
| Peter Peletta (Sacramento St. 1950) 6: 114-51; San Francisco: 1963, 64-RR, 65-RR | 3 | 3 | 3 | .500 | 1966 |
| John Pelphey (Kentucky 1992) 9: 149-126; 1 at South Ala.: 2006; 1 at Arkansas: 08 | 2 | 1 | 2 | .333 | 2011 |
| Tom Penders (UConn 1967) 36: 649-437; 1 at Rhode Island: 1988; 8 at Texas: 89, 90-RR, 91, 92, 94, 95, 96, 97; 1 at George Washington: 99; 1 at Houston: 2010 | 11 | 12 | 11 | .522 | 2010 |
| Russ Pennell (Pittsburg St. 1989) 11: 143-175; Arizona: 2009 | 1 | 2 | 1 | .667 | 2020 |
| Dom Perno (UConn 1964) 9: 139-114; UConn: 1979 | 1 | 0 | 1 | .000 | 1986 |
| Jack Perri (Bentley 1998) LIU: 2013 | 1 | 0 | 1 | .000 | Active |
| Buzz Peterson (North Carolina 1986) 16: 267-229; App State: 2000 | 1 | 0 | 1 | .000 | 2014 |
| Vadal Peterson (Utah 1920) 26: 384-224; Utah: 1944-CH, 45-RR | 2 | 3 | 2 | .600 | 1953 |
| L. Vann Pettaway (Alabama A&M 1980) 25: 453-279; Alabama A&M: 2005 | 1 | 0 | 1 | .000 | 2011 |
| Jim Phelan (La Salle 1951) 49: 830-524; Mount St. Mary's: 1995, 99 | 2 | 0 | 2 | .000 | 2003 |
| Digger Phelps (Rider 1963) 21: 419-200; 1 at Fordham: 1971; 14 at Notre Dame: 74, 75, 76, 77, 78-4th, 79-RR, 80, 81, 85, 86, 87, 88, 89, 90 | 15 | 17 | 17 | .500 | 1991 |
| John Phillips (Oklahoma St. 1973) 4: 61-42; Tulsa: 2002, 03 | 2 | 2 | 2 | .500 | 2005 |
| Saul Phillips (Wis.-Platteville 1996) North Dakota St.: 2009, 14 | 2 | 1 | 2 | .333 | Active |
| Steve Pikiell (UConn 1990) 1 at Stony Brook: 2016; 2 at Rutgers: 21, 22 | 3 | 1 | 3 | .250 | Active |
| Jerry Pimm (Southern California 1960) 24: 395-288; 5 at Utah: 1977, 78, 79, 81, 83; 2 at UC Santa Barbara: 88, 90 | 7 | 6 | 7 | .462 | 1998 |
| Richard Pitino (Providence 2005) Minnesota: 2017, 19 | 2 | 1 | 2 | .333 | Active |
| Rick Pitino* (Massachusetts 1974) 1 at Boston U.: 1983; 1 at Providence: 87-T3d; 6 at Kentucky: 92-RR, 93-T3d, 94, 95-RR, 96-CH; 97-2d; 13 at Louisville: 2003, 04, 05-T3d, 07, 08-RR, 09-RR, 10, 11, *12, *13-CH, *14-RR, *15-RR, 17; 2 at Iona: 21, 23 | 23 | 54 | 21 | .720 | Active |
| Elwood Plummer (Jackson St. 1966) 28: 326-449; Prairie View: 1998 | 1 | 0 | 1 | .000 | 2002 |
| Bob Polk (Evansville 1939) 25: 355-257; Trinity (TX): 1969 | 1 | 0 | 1 | .000 | 1977 |
| Mark Pope (Kentucky 1996) BYU: 2021 | 1 | 0 | 1 | .000 | Active |
| Nibs Price (California 1914) 31: 463-298; California: 1946-4th | 1 | 1 | 2 | .333 | 1954 |
| Tic Price (Virginia Tech 1979) 18: 282-257; 1 at New Orleans: 1996; 1 at McNeese: 2002 | 2 | 0 | 2 | .000 | 2021 |
| Steve Prohm (Alabama 1997) 10: 201-124; 1 at Murray St.: 2012; 3 at Iowa St.: 16, 17, 19 | 4 | 4 | 4 | .500 | 2021 |
| Skip Prosser (Merchant Marine 1972) 14: 291-146; 1 at Loyola Maryland: 1994; 4 at Xavier: 95, 97, 98, 2001; 4 at Wake Forest: 2002, 03, 04, 05 | 9 | 6 | 9 | .400 | 2007 |
| Lionel Purcell (UC Santa Barbara 1952) 2: 24-18; Seattle U.: 1967 | 1 | 0 | 1 | .000 | 1967 |
| Oliver Purnell (Old Dominion 1975) 27: 448-384; 1 at Old Dominion: 1992; 2 at Dayton: 2000, 03; 3 at Clemson: 08, 09, 10 | 6 | 0 | 6 | .000 | 2015 |
| Tom Quinn (Marshall 1954) 16: 258-175; East Carolina: 1972 | 1 | 0 | 1 | .000 | 1974 |
| Harry Rabenhorst (Wake Forest 1921) 29: 340-264; LSU: 1953-4th, 54 | 2 | 2 | 4 | .333 | 1957 |
| Randy Rahe (Buena Vista 1982) 16: 316-191; Weber St.: 2007, 14, 16 | 3 | 0 | 3 | .000 | 2022 |
| Jack Ramsay* (Saint Joseph's 1949) 11: 231-71; Saint Joseph's: 1959, 60, 61-3d*, 62, 63-RR, 65, 66 | 7 | 8 | 11 | .421 | 1966 |

| Coach (Alma Mater) Career Record for Retired Coaches Only, Tourney Teams and Years in Tourney | Yrs | Tournament | | | Last Year of Career |
|---|-----|------------|----|------|---------------------|
| | | W | L | Pct. | |
| George Raveling (Villanova 1960) 22: 336-292; 2 at Washington St.: 1980, 83; 2 at Iowa: 85, 86; 2 at Southern California: 91, 92 | 6 | 2 | 6 | .250 | 1994 |
| Hank Raymonds (Saint Louis 1948) 12: 237-97; Marquette: 1978, 79, 80, 82, 83 | 5 | 2 | 5 | .286 | 1983 |
| Brett Reed (Eckerd 1995) Lehigh: 2010, 12 | 2 | 1 | 2 | .333 | Active |
| Roger Reid (Weber St. 1967) 13: 206-174; BYU: 1990, 91, 92, 93, 95 | 5 | 2 | 5 | .286 | 2012 |
| Bill Reinhart (Oregon 1923) 36: 464-331; George Washington: 1954, 61 | 2 | 0 | 2 | .000 | 1966 |
| Bob Reinhart (Indiana 1961) 9: 107-148; Georgia St.: 1991 | 1 | 0 | 1 | .000 | 1994 |
| Larry Reynolds (UC Riverside 1976) 10: 173-118; Long Beach St.: 2007 | 1 | 0 | 1 | .000 | 2007 |
| Mike Rhoades (Lebanon Valley 1995) VCU: 2019, 21, 23 | 3 | 0 | 3 | .000 | Active |
| Dave Rice (UNLV 1991) 6: 116-69; UNLV: 2012, 13 | 2 | 0 | 2 | .000 | 2016 |
| Leon Rice (Washington St. 1986) Boise St.: 2013, 15, 22, 23 | 4 | 0 | 4 | .000 | Active |
| Mike Rice (Fordham 1991) 6: 117-82; Robert Morris: 2009, 10 | 2 | 0 | 2 | .000 | 2013 |
| Jim Richards (Western Ky. 1959) 7: 102-84; Western Ky.: 1976, 78 | 2 | 1 | 2 | .333 | 1978 |
| Nolan Richardson (UTEP 1965) 22: 509-207; 3 at Tulsa: 1982, 84, 85; 13 at Arkansas: 88, 89, 90-T3d, 91-RR, 92, 93, 94-CH, 95-2d, 96, 98, 99, 2000, 01 | 16 | 26 | 15 | .634 | 2002 |
| Bob Richey (North Greenville 2006) Furman: 2023 | 1 | 1 | 1 | .500 | Active |
| David Richman (North Dakota St. 2002) North Dakota St.: 2015, 19 | 2 | 1 | 2 | .333 | Active |
| Gordon Ridings (Oregon 1929) 4: 70-21; Columbia: 1948-RR | 1 | 0 | 2 | .000 | 1950 |
| Buzz Ridl [Westminster (PA) 1942] 19: 312-174; Pittsburgh: 1974-RR | 1 | 2 | 1 | .667 | 1975 |
| Elmer Ripley (No college) 10: 133-82; Georgetown: 1943-2d | 1 | 2 | 1 | .667 | 1949 |
| Jule Rivlin (Marshall 1940) 8: 100-88; Marshall: 1956 | 1 | 0 | 1 | .000 | 1963 |
| Les Robinson (NC State 1964) 22: 291-330; 2 at ETSU: 1989, 90; 1 at NC State: 91 | 3 | 1 | 3 | .250 | 1996 |
| Steve Robinson (Radford 1981) 7: 110-104; 2 at Tulsa: 1996, 97; 1 at Florida St.: 98 | 3 | 2 | 3 | .400 | 2002 |
| Polk Robison (Texas Tech 1935) 18: 253-196; Texas Tech: 1954, 56, 61 | 3 | 1 | 3 | .250 | 1961 |
| Red Rocha (Oregon St. 1950) 10: 110-135; Hawaii: 1972 | 1 | 0 | 1 | .000 | 1973 |
| Jack Rohan (Columbia 1953) 18: 197-248; Columbia: 1968 | 1 | 2 | 1 | .667 | 1995 |
| Bill Rohr (Ohio Wesleyan 1940) 12: 157-117; Miami (OH): 1953, 55, 57 | 3 | 0 | 3 | .000 | 1963 |
| Lorenzo Romar (Washington 1980) 1 at Saint Louis: 2000; 6 at Washington: 04, 05, 06, 09, 10, 11 | 7 | 8 | 7 | .533 | Active |
| Dick Romney (Utah 1917) 22: 224-160; Utah St.: 1939-RR | 1 | 1 | 1 | .500 | 1941 |
| Dave Rose (Houston 1984) 14: 348-135; BYU: 2007, 08, 09, 10, 11, 12, 14, 15 | 8 | 4 | 8 | .333 | 2019 |
| Glen Rose (Arkansas 1928) 27: 383-233; Arkansas: 1941-T3d, 58 | 2 | 1 | 3 | .250 | 1966 |
| Lee Rose (Transylvania 1958) 19: 388-162; 1 at Charlotte: 1977-4th; 1 at Purdue: 80-3d | 2 | 8 | 3 | .727 | 1986 |
| Monte Ross (Winston-Salem St. 1992) 10: 132-184; Delaware 2014 | 1 | 0 | 1 | .000 | 2016 |
| Lou Rossini (Columbia 1948) 25: 359-256; 1 at Columbia: 1951; 3 at NYU: 60-4th, 62, 63 | 4 | 6 | 6 | .500 | 1979 |
| Dee Rowe (Middlebury 1952) 8: 120-88; UConn: 1976 | 1 | 1 | 1 | .500 | 1977 |
| Jeff Ruland (Iona 1991) Iona: 2000, 01, 06 | 3 | 0 | 3 | .000 | 2013 |
| Adolph Rupp (Kansas 1923) 41: 875-190; Kentucky: 1942-T3d, 45-RR, 48-CH, 49-CH, 51-CH, 52-RR, 55, 56-RR, 57-RR, 58-CH, 59, 61-RR, 62-RR, 64, 66-2d, 68-RR, 69, 70-RR, 71, 72-RR | 20 | 30 | 18 | .625 | 1972 |
| Kerry Rupp (Southern Utah 1977) 5: 66-77; Utah: 2004 | 1 | 0 | 1 | .000 | 2011 |
| Andy Russo (Lake Forest 1970) 10: 183-117; 2 at Louisiana Tech: 1984, 85; 1 at Washington: 86 | 3 | 3 | 3 | .500 | 1989 |
| Bo Ryan (Wilkes 1969) 32: 747-233; Wisconsin: 2002, 03, 04, 05-RR, 06, 07, 08, 09, 10, 11, 12, 13, 14-T3d, 15-2d | 14 | 25 | 14 | .641 | 2015 |
| Doc Sadler (Arkansas 1982) 8: 149-107; UTEP: 2005 | 1 | 0 | 1 | .000 | 2012 |
| Kelvin Sampson (UNC Pembroke 1978) 1 at Washington St.: 1994; 11 at Oklahoma: 95, 96, 97, 98, 99, 2000, 01, 02-T3d, 03-RR, 05, 06; 1 at Indiana: 07; 5 at Houston: 18, 19, 21-T3d, 22-RR, 23 | 18 | 24 | 18 | .571 | Active |
| Rick Samuels (Chadron St. 1971) 26: 363-366; Eastern Ill.: 1992, 2001 | 2 | 0 | 2 | .000 | 2005 |
| Wimp Sanderson* (North Ala. 1959) 17: 350-176; Alabama: 1982, 83, 84, 85, 86, 87*, 89, 90, 91, 92 | 10 | 12 | 10 | .545 | 1999 |
| Jim Satalin (St. Bonaventure 1969) 16: 240-213; St. Bonaventure: 1978 | 1 | 0 | 1 | .000 | 1989 |
| Fred Schaus (West Virginia 1949) 12: 251-96; 6 at West Virginia: 1955, 56, 57, 58, 59-2d, 60; 1 at Purdue: 77 | 7 | 6 | 7 | .462 | 1978 |
| Jon Scheyer (Duke 2010) Duke: 2023 | 1 | 1 | 1 | .500 | Active |
| Charlie Schmaus (VMI 1966) 6: 75-90; VMI: 1977 | 1 | 1 | 1 | .500 | 1982 |
| Mark Schmidt (Boston College 1985) St. Bonaventure: 2012, 18, 21 | 3 | 1 | 3 | .250 | Active |
| Tom Schneider (Bucknell 1969) 9: 97-150; 1 at Lehigh: 1985; 1 at Penn: 87 | 2 | 0 | 2 | .000 | 1992 |
| Bill Scott (Hardin-Simmons 1947) 11: 129-161; Hardin-Simmons: 1953, 57 | 2 | 0 | 2 | .000 | 1962 |
| Joe Scott (Princeton 1987) 16: 235-240; Air Force: 2004 | 1 | 0 | 1 | .000 | Active |
| Bill Self* (Oklahoma St. 1985) 2 at Tulsa: 1999, 2000-RR; 3 at Illinois: 01-RR, 02, 03; 18 at Kansas: 04-RR, 05, 06, 07-RR, 08-CH, 09, 10, 11-RR, 12-2d, 13, 14, 15, 16-RR, 17-RR, 18-T3d*, 19, 21, 22-CH, 23 | 24 | 56 | 22 | .718 | Active |
| Herb Sendek (Carnegie Mellon 1985) 1 at Miami (OH): 1995; 5 at NC State: 2002, 03, 04, 05, 06; 1 at Arizona St.: 09, 14 | 8 | 7 | 8 | .467 | Active |
| Rob Senderoff [Albany (NY) 1995] Kent St.: 2017, 23 | 2 | 0 | 2 | .000 | Active |
| Alex Severance (Villanova 1929) 25: 413-201; Villanova: 1939-T3d, 49-RR, 51, 55 | 4 | 4 | 4 | .500 | 1961 |

| Coach (Alma Mater) Career Record for Retired Coaches Only, Tourney Teams and Years in Tourney | Yrs | Tournament | | | Last Year of Career |
|--|-----|------------|----|------|---------------------|
| | | W | L | Pct. | |
| Fred Shabel (Duke 1954) 4: 72-29; UConn: 64-RR, 65, 67 | 3 | 2 | 3 | .400 | 1967 |
| Howard Shannon (Kansas St. 1948) 7: 104-68; Virginia Tech: 1967-RR | 1 | 2 | 1 | .667 | 1971 |
| Alex Shaw (Michigan 1932) 24: 299-169; Williams: 1955 | 1 | 0 | 1 | .000 | 1973 |
| Buster Sheary (Catholic 1933) 7: 155-36; Holy Cross: 1950-RR, 53-RR | 2 | 2 | 3 | .400 | 1955 |
| Everett Shelton (Phillips 1923) 31: 494-347; Wyoming: 1941-RR, 43-CH, 47-RR, 48-RR, 49-RR, 52-RR, 53, 58 | 8 | 4 | 12 | .250 | 1968 |
| Steve Shields (Baylor 1988) 12: 192-178; Little Rock: 2011 | 1 | 0 | 1 | .000 | 2015 |
| Beryl Shipley* (Delta St. 1951) 16: 293-126; Louisiana: 1972*, 73* | 2 | 3 | 3 | .500 | 1973 |
| Micah Shrewsberry (Hanover 1999) Penn St.: 2023 | 1 | 1 | 1 | .500 | Active |
| Dick Shrider (Ohio 1948) 9: 126-96; Miami (OH): 1958, 66 | 2 | 1 | 3 | .250 | 1966 |
| John Shulman (ETSU 1989) 9: 145-146; Chattanooga: 2005, 09 | 2 | 0 | 2 | .000 | 2013 |
| John Shumate (Notre Dame 1974) 10: 136-151; SMU: 1993 | 1 | 0 | 1 | .000 | 1995 |
| Larry Shyatt (Wooster 1973) 11: 186-162; Wyoming: 2015 | 1 | 0 | 1 | .000 | 2016 |
| Stan Simpson (Ga. Southern 1961) 5: 71-66; Middle Tenn.: 1982 | 1 | 1 | 1 | .500 | 1984 |
| Al Skinner (Massachusetts 1974) 22: 385-291; 2 at Rhode Island: 1993, 97; 7 at Boston College: 2001, 02, 04, 05, 06, 07, 09 | 9 | 7 | 9 | .438 | 2010 |
| Roy Skinner (Presbyterian 1952) 16: 278-135; Vanderbilt: 1965-RR, 74 | 2 | 1 | 3 | .250 | 1976 |
| Mark Slessinger (Aurora 1996) New Orleans: 2017 | 1 | 0 | 1 | .000 | Active |
| Norm Sloan* (NC State 1951) 37: 624-393; 3 at NC State: 1970, 74-CH, 80; 3 at Florida: 87*, 88*, 89 | 6 | 8 | 5 | .615 | 1989 |
| Shaka Smart (Kenyon 1999) 5 at VCU: 2011-T3d, 12, 13, 14, 15; 3 at Texas: 16, 18, 21; 2 at Marquette: 22, 23 | 10 | 8 | 10 | .444 | Active |
| Byron Smith (Houston 1991) Prairie View: 2019 | 1 | 0 | 1 | .000 | Active |
| Craig Smith (North Dakota 1996) Utah St.: 2019, 21 | 2 | 0 | 2 | .000 | Active |
| Dean Smith (Kansas 1953) 36: 879-254; North Carolina: 1967-4th, 68-2d, 69-4th, 72-3d, 75, 76, 77-2d, 78, 79, 80, 81-2d, 82-CH, 83-RR, 84, 85-RR, 86, 87-RR, 88-RR, 89, 90, 91-T3d, 92, 93-CH, 94, 95-T3d, 96, 97-T3d | 27 | 65 | 27 | .707 | 1997 |
| George Smith (Cincinnati 1935) 8: 154-56; Cincinnati: 1958, 59-3d, 60-3d | 3 | 7 | 3 | .700 | 1960 |
| Jay Smith (Saginaw Valley 1984) 10: 118-166; Central Mich.: 2003 | 1 | 1 | 1 | .500 | 2006 |
| Sonny Smith (Milligan 1958) 22: 339-304; 5 at Auburn: 1984, 85, 86-RR, 87, 88; 1 at VCU: 96 | 6 | 7 | 6 | .538 | 1998 |
| Tubby Smith (High Point 1973) 31: 642-370; 2 at Tulsa: 1994, 95; 2 at Georgia: 96, 97; 10 at Kentucky: 98-CH, 99-RR, 2000, 01, 02, 03-RR, 04, 05-RR, 06, 07; 3 at Minnesota: 09, 10, 13; 1 at Texas Tech: 16 | 18 | 30 | 17 | .638 | 2022 |
| Gene Smithson [North Central (IL) 1961] 11: 221-99; Wichita St.: 1981-RR, 85 | 2 | 3 | 2 | .600 | 1986 |
| Fred Snowden [Wayne St. (MI) 1958] 10: 167-108; Arizona: 1976-RR, 77 | 2 | 2 | 2 | .500 | 1982 |
| James Snyder (Ohio 1941) 25: 354-245; Ohio: 1960, 61, 64-RR, 65, 70, 72, 74 | 7 | 3 | 8 | .273 | 1974 |
| Quin Snyder (Duke 1989) 7: 128-96; Missouri: 2000, 01, 02-RR, 03 | 4 | 5 | 4 | .556 | 2006 |
| Brad Soderberg (Wis.-Stevens Point 1985) 13: 211-147; Wisconsin: 2001 | 1 | 0 | 1 | .000 | 2007 |
| Bob Spear (DePauw 1941) 15: 177-176; Air Force: 1960, 62 | 2 | 0 | 2 | .000 | 1971 |
| Kirk Speraw (Iowa 1980) 17: 279-233; UCF: 1994, 96, 2004, 05 | 4 | 0 | 4 | .000 | 2010 |
| Zach Spiker (Ithaca 2000) Drexel: 2021 | 1 | 0 | 1 | .000 | Active |
| Rob Spivery (Ashland 1972) 26: 361-407; 2 at Alabama St.: 2001, 04; 1 at Southern U.: 06 | 3 | 0 | 3 | .000 | 2011 |
| Charlie Spoonhour [Ozarks (AR) 1961] 19: 373-202; 5 at Missouri St.: 1987, 88, 89, 90, 92; 3 at Saint Louis: 94, 95, 98 | 8 | 3 | 8 | .273 | 2004 |
| Preston Spradlin (Alice Lloyd 2009) Morehead St.: 2021 | 1 | 0 | 1 | .000 | Active |
| Danny Sprinkle (Montana St. 2000) Montana St.: 2022, 23 | 2 | 0 | 2 | .000 | Active |
| Bob Staak (UConn 1971) 10: 133-155; Xavier: 1983 | 1 | 0 | 1 | .000 | 1989 |
| Floyd Stahl (Illinois 1926) 11: 107-120; Harvard: 1946-RR | 1 | 0 | 2 | .000 | 1958 |
| Kevin Stallings (Purdue 1982) 2 at Illinois St.: 1997, 98; 6 at Vanderbilt: 2004, 07, 08, 10, 11, 12; 1 at Pittsburgh: 16 | 9 | 6 | 9 | .400 | 2018 |
| Rick Stansbury (Campbellsville 1982) 14: 293-166; Mississippi St.: 2002, 03, 04, 05, 08, 09 | 6 | 4 | 6 | .400 | 2012 |
| Stu Starner (Minn.-Morris 1965) 12: 194-153; Montana St.: 1986 | 1 | 0 | 1 | .000 | 1995 |
| Steve Steinwedel (Mississippi St. 1975) 10: 163-121; Delaware: 1992, 93 | 2 | 0 | 2 | .000 | 1995 |
| Brad Stevens (DePauw 1999) 6: 166-49; Butler: 2008, 09, 10-2d, 11-2d, 13 | 5 | 12 | 5 | .706 | 2013 |
| Bruce Stewart (Jacksonville St. 1975) 9: 205-84; Middle Tenn.: 1985, 87, 89 | 3 | 1 | 3 | .250 | 1991 |
| Carl Stewart (Grambling 1954) 10: 153-119; Southern U.: 1981 | 1 | 0 | 1 | .000 | 1982 |
| Norm Stewart##* (Missouri 1956) 38: 729-373; Missouri: 1976-RR, 78, 80, 81, 82, 83, 86, 87, 88, 89, 90, 92, 93, 94-RR*, 95, 99 | 16 | 12 | 16 | .429 | 1999 |
| Andy Stoglin (UTEP 1965) 16: 229-242; Jackson St.: 1997, 2000 | 2 | 0 | 2 | .000 | 2003 |
| Dave Strack (Michigan 1946) 9: 124-104; Michigan: 1964-3d, 65-2d, 66-RR | 3 | 7 | 3 | .700 | 1968 |
| Bill Strannigan (Wyoming 1941) 23: 308-289; 1 at Colorado St.: 1954; 1 at Wyoming: 67 | 2 | 0 | 4 | .000 | 1973 |
| Lafayette Stribling (Mississippi Industrial 1957) 22: 305-318; Mississippi Val.: 1986, 92, 96 | 3 | 0 | 3 | .000 | 2005 |
| Guy Strong (Eastern Ky. 1955) 14: 191-161; Eastern Ky.: 1972 | 1 | 0 | 1 | .000 | 1977 |
| Gene Sullivan (Notre Dame 1953) 9: 149-114; Loyola Chicago: 1985 | 1 | 2 | 1 | .667 | 1989 |
| Don Suman (Rice 1944) 10: 132-105; Rice: 1954 | 1 | 1 | 1 | .500 | 1959 |

| Coach (Alma Mater) Career Record for Retired Coaches Only, Tourney Teams and Years in Tourney | Yrs | Tournament | | | Last Year of Career |
|--|-----|------------|----|------|---------------------|
| | | W | L | Pct. | |
| Eddie Sutton* (Oklahoma St. 1958) 37: 806-326; 1 at Creighton: 1974; 9 at Arkansas: 77, 78-3d, 79-RR, 80, 81, 82, 83, 84, 85; 3 at Kentucky: 86-RR, 87, 88*; 13 at Oklahoma St.: 91, 92, 93, 94, 95-T3d, 98, 99, 2000-RR, 01, 02, 03, 04-T3d, 05 | 26 | 39 | 26 | .600 | 2008 |
| Scott Sutton (Oklahoma St. 1994) 18: 328-247; Oral Roberts: 2006, 07, 08 | 3 | 0 | 3 | .000 | 2017 |
| Johnny Swaim (TCU 1953) 10: 102-151; TCU: 1968-RR, 71 | 2 | 1 | 2 | .333 | 1977 |
| Wayne Szoke (Maryland 1963) 14: 205-174; Monmouth: 1996 | 1 | 0 | 1 | .000 | 1998 |
| Carl Tacy (Davis & Elkins 1956) 14: 245-153; 1 at Marshall: 1972; 4 at Wake Forest: 77-RR, 81, 82, 84-RR | 5 | 5 | 5 | .500 | 1985 |
| Jerry Tarkanian* (Fresno St. 1956) 31: 729-201; 4 at Long Beach St.: 1970, 71-RR*, 72-RR*, 73*; 12 at UNLV: 75, 76, 77-3d, 83, 84, 85, 86, 87-T3d, 88, 89-RR, 90-CH, 91-T3d; 2 at Fresno St.: 2000*, 01 | 18 | 38 | 18 | .679 | 2002 |
| Jerome Tang (Charter Oak St. 2007) Kansas St.: 2023-RR | 1 | 3 | 1 | .750 | Active |
| Dick Tarrant (Fordham 1951) 12: 239-126; Richmond: 1984, 86, 88, 90, 91 | 5 | 5 | 5 | .500 | 1993 |
| Billy Taylor (Notre Dame 1995) 11: 165-168; Lehigh: 2004 | 1 | 0 | 1 | .000 | 2013 |
| Dedrique Taylor (UC Davis 1997) Cal St. Fullerton: 2018, 22 | 2 | 0 | 2 | .000 | Active |
| Blaine Taylor (Montana 1982) 19: 380-210; 2 at Montana: 1992, 97, 4 at Old Dominion: 2005, 07, 10, 11 | 6 | 1 | 6 | .143 | 2013 |
| Fred Taylor (Ohio St. 1950) 18: 297-158; Ohio St.: 1960-CH, 61-2d, 62-2d, 68-3d, 71-RR | 5 | 14 | 4 | .778 | 1976 |
| Rodney Terry (St. Edward's 1990) 1 at Fresno St.: 2016; 1 at Texas: 23-RR | 2 | 3 | 2 | .600 | 2021 |
| Reggie Theus (UNLV 2002) New Mexico St.: 2007 | 1 | 0 | 1 | .000 | Active |
| Roy Thomas (Baylor 1974) 5: 61-79; N.C. A&T: 1995 | 1 | 0 | 1 | .000 | 1999 |
| Bob Thomason (Pacific 1971) 28: 489-348; Pacific: 1997, 2004, 05, 06, 13 | 5 | 2 | 5 | .286 | 2013 |
| Brooks Thompson (Oklahoma St. 1994) 10: 133-178; UTSA: 2011 | 1 | 1 | 1 | .500 | 2016 |
| Gary Thompson (Wichita St. 1954) 7: 93-94; Wichita St.: 1965-4th | 1 | 2 | 2 | .500 | 1971 |
| John Thompson (Providence 1964) 27: 596-239; Georgetown: 1975, 76, 79, 80-RR, 81, 82-2d, 83, 84-CH, 85-2d, 86, 87-RR, 88, 89-RR, 90, 91, 92, 94, 95, 96-RR, 97 | 20 | 34 | 19 | .642 | 1999 |
| John Thompson III (Princeton 1989) 2 at Princeton: 2001, 04; 8 at Georgetown: 06, 07-T3d, 08, 10, 11, 12, 13, 15 | 10 | 9 | 10 | .474 | 2017 |
| Jimmy Tillette (Our Lady of Holy Cross 1975) 15: 229-219; Samford: 1999, 2000 | 2 | 0 | 2 | .000 | 2012 |
| Bob Timmons (Pittsburgh 1933) 15: 174-189; Pittsburgh: 1957, 58, 63 | 3 | 1 | 4 | .200 | 1968 |
| Wayne Tinkle (Montana 2005) 3 at Montana: 2010, 12, 13; 2 at Oregon St.: 16, 21-RR | 5 | 3 | 5 | .375 | Active |
| Andy Toole (Penn 2003) Robert Morris: 2015 | 1 | 1 | 1 | .500 | Active |
| Ken Trickey (Middle Tenn. 1954) 15: 217-173; Oral Roberts: 1974-RR | 1 | 2 | 1 | .667 | 1989 |
| Terry Truax (Maryland 1968) 14: 202-203; Towson: 1990, 91 | 2 | 0 | 2 | .000 | 1997 |
| Billy Tubbs (Lamar University 1958) 31: 631-340; 2 at Lamar University: 1979, 80; 9 at Oklahoma: 83, 84, 85-RR, 86, 87, 88-2d, 89, 90, 92; 1 at TCU: 98 | 12 | 18 | 12 | .600 | 2006 |
| Rod Tueller (Utah St. 1959) 9: 139-120; Utah St.: 1980, 83, 88 | 3 | 0 | 3 | .000 | 1988 |
| Mark Turgeon (Kansas 1987) 24: 476-275; 1 at Wichita St.: 2006; 5 at Texas A&M: 08, 09, 10, 11; 5 at Maryland: 2015, 16, 17, 19, 21 | 10 | 10 | 10 | .500 | 2022 |
| M.K. Turk (West Ala. 1964) 20: 300-267; Southern Miss.: 1990, 91 | 2 | 0 | 2 | .000 | 1996 |
| Russell Turner (Hampden-Sydney 1972) UC Irvine: 2015, 19 | 2 | 1 | 2 | .333 | Active |
| Forrest Twogood (Iowa 1929) 21: 321-256; Southern California: 1954-4th, 60, 61 | 3 | 3 | 5 | .375 | 1966 |
| Donnie Tyndall (Morehead St. 1993) 9: 186-118; Morehead St.: 2009, 11 | 2 | 2 | 2 | .500 | 2015 |
| Ralph Underhill (Tennessee Tech 1964) 18: 356-162; Wright St.: 1993 | 1 | 0 | 1 | .000 | 1996 |
| Brad Underwood* (Kansas St. 1986) 2 at SFA: 2014, 15*; 2 at Oklahoma St.: 17, 21; 2 at Illinois: 22, 23 | 6 | 3 | 6 | .333 | Active |
| Paul Valenti (Oregon St. 1942) 7: 91-82; Oregon St.: 1966-RR | 1 | 1 | 1 | .500 | 1970 |
| Drew Valentine (Oakland 2013) Loyola Chicago: 2022 | 1 | 0 | 1 | .000 | Active |
| Jim Valvano* (Rutgers 1967) 19: 346-206; 2 at Iona: 1979, 80*; 7 at NC State: 82, 83-CH, 85-RR, 86-RR, 87*, 88*, 89 | 9 | 15 | 8 | .652 | 1990 |
| Bob Vanatta (Central Methodist 1945) 22: 349-199; 1 at Bradley: 1955-RR: 1 at Memphis: 62 | 2 | 2 | 2 | .500 | 1973 |
| Butch van Breda Kolff (Princeton 1947) 28: 482-272; Princeton: 1963, 64, 65-3d, 67 | 4 | 7 | 5 | .583 | 1994 |
| Jan van Breda Kolff (Vanderbilt 1974) 12: 204-155; 1 at Vanderbilt: 1997; 1 at Pepperdine: 2000 | 2 | 1 | 2 | .333 | 2003 |
| Joe Vancisin (Dartmouth 1944) 19: 206-242; Yale: 1957, 62 | 2 | 0 | 2 | .000 | 1975 |
| Dick Versace (Wisconsin 1964) 8: 156-88; Bradley: 1980, 86 | 2 | 1 | 2 | .333 | 1986 |
| Tim Vezie (Denver 1967) 7: 103-86; San Diego St.: 1975, 76 | 2 | 0 | 2 | .000 | 1979 |
| Mike Vining (La.-Monroe 1967) 24: 401-303; La.-Monroe: 1982, 86, 90, 91, 92, 93, 96 | 7 | 0 | 7 | .000 | 2005 |
| Gene Visscher (Weber St. 1966) 6: 74-74; Weber St.: 1972, 73 | 2 | 1 | 3 | .250 | 1983 |
| Dick Vitale (Seton Hall 1962) 4: 79-29; Detroit Mercy: 1977 | 1 | 1 | 1 | .500 | 1977 |
| Bob Wade* (Morgan St. 1967) 3: 35-49; Maryland: 1988* | 1 | 1 | 1 | .500 | 1989 |
| Will Wade (Clemson 2005) 9: 196-96; 2 at VCU: 2016, 17, 1 at LSU: 21 | 3 | 2 | 3 | .400 | 2022 |
| Jerry Wainwright (Colorado Col. 1968) 16: 244-225; 2 at UNCW: 2000, 02; 1 at Richmond: 04 | 3 | 1 | 3 | .250 | 2010 |
| Riley Wallace [Centenary (LA) 1964] 22: 349-292; Hawaii: 1994, 2001, 02 | 3 | 0 | 3 | .000 | 2007 |
| Sox Walseth (Colorado 1948) 22: 292-263; Colorado: 1962-RR, 63-RR, 69 | 3 | 3 | 3 | .500 | 1976 |
| Dick Walters (Illinois St. 1969) 7: 114-87; Evansville: 1982 | 1 | 0 | 1 | .000 | 1985 |
| Royce Waltman (Slippery Rock 1964) 20: 322-251; Indiana St.: 2000, 01 | 2 | 1 | 2 | .333 | 2007 |
| Brian Wardle (Marquette 2001) Bradley: 2019 | 1 | 0 | 1 | .000 | Active |

| Coach (Alma Mater) Career Record for Retired Coaches Only, Tourney Teams and Years in Tourney | Yrs | Tournament | | | Last Year of Career |
|---|-----|------------|----|------|---------------------|
| | | W | L | Pct. | |
| John Warren (Oregon 1928) 5: 87-74; Oregon: 1945-RR | 1 | 1 | 1 | .500 | 1951 |
| Tom Wasdin (Florida 1957) 3: 63-18; Jacksonville: 1971, 73 | 2 | 0 | 2 | .000 | 1973 |
| Bucky Waters (NC State 1957) 8: 132-86; West Virginia: 1967 | 1 | 0 | 1 | .000 | 1973 |
| Gary Waters (Ferris St. 1975) 21: 365-307; 2 at Kent St.: 1999, 2001; 1 at Cleveland St.: 09 | 3 | 2 | 3 | .400 | 2017 |
| Melvin Watkins (Charlotte 1977) 8: 102-132; Charlotte: 1997, 98 | 2 | 2 | 2 | .500 | 2004 |
| Lou Watson (Indiana 1950) 5: 62-60; Indiana: 1967 | 1 | 1 | 1 | .500 | 1971 |
| Perry Watson (Eastern Mich. 1972) 15: 258-185; Detroit Mercy: 1998, 99 | 2 | 2 | 2 | .500 | 2008 |
| Stan Watts (BYU 1938) 23: 371-254; BYU: 1950-RR, 51-RR, 57, 65, 69, 71, 72 | 7 | 4 | 10 | .286 | 1972 |
| James Weaver (DePaul 1947) 7: 110-69; Saint Mary's (CA): 1959-RR | 1 | 1 | 1 | .500 | 1962 |
| Paul Webb (William & Mary 1951) 29: 511-257; Old Dominion: 1980, 82, 85 | 3 | 0 | 3 | .000 | 1985 |
| Bruce Weber (Milwaukee 1978) 24: 497-302; 2 at Southern Ill.: 2002, 03; 6 at Illinois: 04, 05-2d, 06, 07, 09, 11; 5 at Kansas St.: 13, 14, 17, 18-RR, 19 | 13 | 15 | 13 | .536 | 2022 |
| Bob Weinbauer (SUNY Cortland 1961) 8: 143-90; Penn: 1978, 79-4th, 80, 82 | 4 | 6 | 5 | .545 | 1985 |
| Paul Weir (York [CAN] 2004) 5: 86-69; New Mexico St.: 2017 | 1 | 0 | 1 | .000 | 2021 |
| Larry Weise (St. Bonaventure 1958) 12: 202-90; St. Bonaventure: 1968, 70-4th | 2 | 4 | 4 | .500 | 1973 |
| Steve Welch (Southeastern La. 1971) 7: 75-121; McNeese: 1989 | 1 | 0 | 1 | .000 | 1994 |
| Tim Welsh (SUNY Potsdam 1984) 13: 230-165; 1 at Iona: 1998; 2 at Providence: 2001, 04 | 3 | 0 | 3 | .000 | 2008 |
| Bob Weltlich (Ohio St. 1967) 22: 300-335; 1 at Ole Miss: 1981; 1 at FIU: 95; 1 at South Ala.: 98 | 3 | 0 | 3 | .000 | 2002 |
| Bob Wenzel (Rutgers 1971) 15: 216-221; 1 at Jacksonville: 1986; 2 at Rutgers: 89, 91 | 3 | 0 | 3 | .000 | 1997 |
| Paul Westhead (Saint Joseph's 1961) 18: 285-223; 2 at La Salle: 1975, 78; 3 at Loyola Marymount: 88, 89, 90-RR | 5 | 4 | 5 | .444 | 1997 |
| Paul Westphal (Southern California 1972) 7: 139-90; Pepperdine: 2002 | 1 | 0 | 1 | .000 | 2006 |
| Mike White (Ole Miss 1999) Florida: 2017-RR, 18, 19, 21 | 4 | 6 | 4 | .600 | Active |
| Davey L. Whitney (Kentucky St. 1953) 32: 566-356; Alcorn: 1980, 82, 83, 84, 99, 2002 | 6 | 3 | 6 | .333 | 2003 |
| Dereck Whittenburg (NC State 1984) 12: 138-188; Wagner: 2003 | 1 | 0 | 1 | .000 | 2010 |
| George Wigton (Ohio St. 1956) 21: 175-275; UConn: 1963 | 1 | 0 | 1 | .000 | 1986 |
| Kevin Willard (Pittsburgh 1997) 5 at Seton Hall: 2016, 17, 18, 19, 22; 1 at Maryland: 23 | 6 | 2 | 6 | .250 | Active |
| Ralph Willard (Holy Cross 1967) 19: 336-241; 2 at Western Ky.: 1993, 94; 4 at Holy Cross: 2001, 02, 03, 07 | 6 | 2 | 6 | .250 | 2009 |
| Bob Williams (San Jose St. 1975) 29: 498-361; UC Santa Barbara: 2002, 10, 11 | 3 | 0 | 3 | .000 | 2017 |
| Buzz Williams (Oklahoma City 1994) 5 at Marquette: 2009, 10, 11, 12, 13-RR; 3 at Virginia Tech: 17, 18, 19; 1 at Texas A&M: 23 | 9 | 10 | 9 | .526 | Active |
| Carroll Williams (San Jose St. 1955) 22: 341-277; Santa Clara: 1987 | 1 | 0 | 1 | .000 | 1992 |
| Gary Williams (Maryland 1967) 33: 668-380; 2 at Boston College: 1983, 85; 1 at Ohio St.: 87; 14 at Maryland: 94, 95, 96, 97, 98, 99, 2000, 01-T3d, 02-CH, 03, 04, 07, 09, 10 | 17 | 29 | 16 | .644 | 2011 |
| Jim Williams (Utah St. 1947) 26: 352-293; Colorado St.: 1963, 65, 66, 69-RR | 4 | 2 | 4 | .333 | 1980 |
| Joe Williams (SMU 1956) 22: 363-253; 1 at Jacksonville: 1970-2d; 5 at Furman: 71, 73, 74, 75, 78; 1 at Florida St.: 80 | 7 | 6 | 8 | .429 | 1986 |
| Richard Williams (Mississippi St. 1967) 12: 191-163; Mississippi St.: 1991, 95, 96-T3d | 3 | 6 | 3 | .667 | 1998 |
| Roy Williams (North Carolina 1972) 33: 903-264; 14 at Kansas: 1990, 91-2d, 92, 93-T3d, 94, 95, 96-RR, 97, 98, 99, 2000, 01, 02-T3d, 03-2d; 16 at North Carolina: 04, 05-CH, 06, 07-RR, 08-T3d, 09-CH, 11-RR, 12-RR, 13, 14, 15-RR, 16-2d, 17-CH, 18, 19, 21 | 30 | 79 | 27 | .745 | 2021 |
| A.B. Williamson (N.C. A&T 1968) 15: 241-182; Howard: 1981 | 1 | 0 | 1 | .000 | 1990 |
| Tex Winter (Southern California 1947) 30: 454-333; Kansas St.: 1956, 58-4th, 59-RR, 61-RR, 64-4th, 68 | 6 | 7 | 9 | .438 | 1983 |
| Steve Wojciechowski (Duke 1998) 7: 128-95; Marquette: 2017, 19 | 2 | 0 | 2 | .000 | 2021 |
| Dennis Wolff (UConn 1978) 17: 277-215; Boston U.: 1997, 2002 | 2 | 0 | 2 | .000 | 2009 |
| John Wooden (Purdue 1932) 29: 664-162; UCLA: 1950-RR, 52, 56, 62-4th, 63, 64-CH, 65-CH, 67-CH, 68-CH, 69-CH, 70-CH, 71-CH, 72-CH, 73-CH, 74-3d, 75-CH | 16 | 47 | 10 | .825 | 1975 |
| Sean Woods (Kentucky 1992) 14: 203-241; Mississippi Val.: 2012 | 1 | 0 | 1 | .000 | 2023 |
| Mike Woodson (Indiana 1980) Indiana: 2022, 23 | 2 | 2 | 2 | .500 | Active |
| Jim Wooldridge (Louisiana Tech 1977) 25: 381-350; Texas St.: 1994 | 1 | 0 | 1 | .000 | 2013 |
| Charles Woollum (William & Mary 1962) 25: 387-315; Bucknell: 1987, 89 | 2 | 0 | 2 | .000 | 2000 |
| Phil Woolpert (Loyola Marymount 1940) 16: 239-164; San Francisco: 1955-CH, 56-CH, 57-3d, 58 | 4 | 13 | 2 | .867 | 1969 |
| Jay Wright (Bucknell 1983) 28: 642-282; 2 at Hofstra: 2000, 01; 16 at Villanova: 05, 06-RR, 07, 08, 09-T3d, 10, 11, 13, 14, 15, 16-CH, 17, 18-CH, 19, 21, 22-T3d | 18 | 34 | 16 | .680 | 2022 |
| Joby Wright (Indiana 1972) 7: 114-89; Miami (OH): 1992 | 1 | 0 | 1 | .000 | 1997 |
| Ned Wulk (Wis.-La Crosse 1942) 31: 495-342; Arizona St.: 1958, 61-RR, 62, 63-RR, 64, 73, 75-RR, 80, 81 | 9 | 8 | 10 | .444 | 1982 |
| Wayne Yates (Memphis 1961) 10: 141-141; Memphis: 1976 | 1 | 0 | 1 | .000 | 1985 |
| Steve Yoder (Ill. Wesleyan 1962) 15: 205-227; Ball St.: 1981 | 1 | 0 | 1 | .000 | 1992 |
| Mike Young (Emory & Henry 1986) 5 at Wofford: 2010, 11, 14, 15, 19; 2 at Virginia Tech: 21, 22 | 7 | 1 | 7 | .125 | Active |
| Tom Young (Maryland 1958) 31: 524-328; 4 at Rutgers: 1975, 76-4th, 79, 83; 1 at Old Dominion: 86 | 5 | 6 | 6 | .500 | 1991 |
| Bob Zuffelato (Central Conn. St. 1959) 10: 154-121; Boston College: 1975 | 1 | 1 | 2 | .333 | 1983 |
| Matt Zunic (George Washington 1942) 15: 213-135; 1 at Boston U.: 1959-RR; 1 at Massachusetts: 62 | 2 | 2 | 2 | .500 | 1976 |

RR-Regional finalist; 3d-Third-place; 2d-Second-place; CH-Champion

#NOTES ON COACHES:

FRANKLIN CAPPON suffered a heart attack 11 games into the 1961 Princeton season. Jake McCandless coached Princeton in the 1961 tournament; Princeton credits the 1961 regular season to Cappon and the postseason to McCandless.

VINCE CAZZETTA resigned at the end of the 1963 Seattle U. regular season. Clair Markey coached Seattle U. in the 1963 tournament.

STEVE FISHER coached Michigan in the 1989 tournament after Bill Freider was the coach during the regular season and left to take a job at Arizona State.

BILL FREIDER was the Michigan coach during the 1989 regular season and left to take a job at Arizona State. Steve Fisher coached Michigan in the tournament.

CLAIR MARKEY coached Seattle U. in the 1963 tournament due to Vince Cazzetta's resignation.

JAKE McCANDLESS coached Princeton in the 1961 tournament after Franklin Cappon suffered a heart attack 11 games into the season; Princeton credits the 1961 regular season to Cappon and the postseason to McCandless.

KEVIN NICKELBERRY coached LSU as an interim head coach in 2022 due to Will Wade's release preceding the start of the tournament.

NORM STEWART was ill at the end of the 1989 season and Rich Daly coached Missouri in the tournament; however Missouri credits the entire 1989 season to Stewart.

*OFFICIAL NCAA TOURNAMENT RECORDS

| | Yrs. | Won | Lost | Pct. |
|-----------------|------|-----|------|------|
| Jim Boeheim | 35 | 58 | 34 | .630 |
| Todd Bozeman | 4 | 2 | 4 | .333 |
| Larry Brown | 7 | 14 | 6 | .700 |
| Jim Calhoun | 22 | 49 | 19 | .721 |
| John Calipari # | 20 | 48 | 19 | .716 |
| James Dickey | 1 | 0 | 1 | .000 |
| Hugh Durham | 7 | 7 | 7 | .500 |
| Brian Ellerbe | 0 | 0 | 0 | .000 |
| Cliff Ellis # | 9 | 6 | 9 | .400 |
| Jessie Evans | 1 | 0 | 1 | .000 |
| Steve Fisher | 13 | 20 | 12 | .625 |
| Tim Floyd | 7 | 7 | 7 | .500 |
| Jim Harrick | 15 | 17 | 14 | .548 |
| Clem Haskins | 5 | 6 | 5 | .545 |
| B.J. Hill | 0 | 0 | 0 | .000 |
| Ricky Huckabay | 2 | 0 | 2 | .000 |
| George Ivory | 0 | 0 | 0 | .000 |
| Ron Jacobs | 0 | 0 | 0 | .000 |
| Mike Jarvis | 8 | 7 | 8 | .467 |
| Gene Keady | 17 | 18 | 17 | .514 |
| Kyle Keller # | 0 | 0 | 0 | .000 |
| Lake Kelly | 2 | 1 | 2 | .333 |
| Dana Kirk | 0 | 0 | 0 | .000 |
| Jack Kraft | 6 | 7 | 7 | .500 |
| Steve Lavin | 7 | 11 | 7 | .611 |
| Robert Lee | 0 | 0 | 0 | .000 |
| Neil McCarthy | 6 | 1 | 6 | .143 |
| Joey Meyer | 3 | 0 | 3 | .000 |
| Ralph Miller | 7 | 3 | 8 | .273 |
| Sean Miller # | 10 | 19 | 10 | .655 |
| Bill Musselman | 1 | 0 | 1 | .000 |
| Jim O'Brien | 3 | 5 | 3 | .625 |
| Johnny Oldham | 5 | 2 | 5 | .286 |
| Lute Olson | 27 | 46 | 27 | .630 |
| Kevin O'Neill | 3 | 2 | 3 | .400 |
| Rick Pitino # | 19 | 39 | 18 | .684 |
| Jack Ramsay | 6 | 5 | 10 | .333 |

| | Yrs. | Won | Lost | Pct. |
|------------------|------|-----|------|------|
| Wimp Sanderson | 9 | 10 | 9 | .526 |
| Bill Self # | 23 | 52 | 21 | .712 |
| Beryl Shiple | 0 | 0 | 0 | .000 |
| Norm Sloan | 4 | 5 | 3 | .625 |
| Norm Stewart | 15 | 9 | 15 | .375 |
| Eddie Sutton | 25 | 37 | 25 | .597 |
| Jerry Tarkanian | 14 | 32 | 14 | .696 |
| Brad Underwood # | 5 | 3 | 5 | .375 |
| Jim Valvano | 6 | 14 | 5 | .737 |
| Bob Wade | 0 | 0 | 0 | .000 |

#active

*Co-Head Coach

TOURNAMENT MOMENTS...



Photo by Rich Clarkson

Georgetown coach John Thompson during the 1984 national championship held in Seattle at the Kingdome. Georgetown defeated Houston 84-75 for the title.

ATTENDANCE AND SITES



| | |
|--|------------|
| Attendance History | 203 |
| Attendance Records | 205 |
| All-Time Site and Arena History | 207 |
| Tournament Game Arenas By Site | 208 |
| Future Dates and Sites | 225 |

ATTENDANCE HISTORY

BY TOURNAMENT

| Year | Final Date | Final Crowd | *Total Atten. | Sess. | Avg. Atten. | Final Site | Final Facility | No. of Teams |
|------|------------|-------------|---------------|-------|-------------|---------------------|----------------------------|--------------|
| 1939 | 3-27 | 5,500 | 15,025 | 5 | 3,005 | Evanston, IL | Patten Gymnasium | 8 |
| 1940 | 3-30 | 10,000 | 36,880 | 5 | 7,376 | Kansas City, MO | Municipal Auditorium | 8 |
| 1941 | 3-29 | 7,219 | 48,055 | 5 | 9,611 | Kansas City, MO | Municipal Auditorium | 8 |
| 1942 | 3-28 | 6,500 | 24,372 | 5 | 4,874 | Kansas City, MO | Municipal Auditorium | 8 |
| 1943 | 3-30 | 13,300 | 56,876 | 5 | 11,375 | New York | Madison Square Garden | 8 |
| 1944 | 3-28 | 15,000 | 59,369 | 5 | 11,874 | New York | Madison Square Garden | 8 |
| 1945 | 3-27 | 18,035 | 67,780 | 5 | 13,556 | New York | Madison Square Garden | 8 |
| 1946 | 3-26 | 18,479 | 73,116 | 5 | 14,623 | New York | Madison Square Garden | 8 |
| 1947 | 3-25 | 18,445 | 72,959 | 5 | 14,592 | New York | Madison Square Garden | 8 |
| 1948 | 3-23 | 16,174 | 72,523 | 5 | 14,505 | New York | Madison Square Garden | 8 |
| 1949 | 3-26 | 10,600 | 66,077 | 5 | 13,215 | Seattle | Edmundson Pavilion | 8 |
| 1950 | 3-28 | 18,142 | 75,464 | 5 | 15,093 | New York | Madison Square Garden | 8 |
| 1951 | 3-27 | 15,348 | 110,645 | 9 | 12,294 | Minneapolis | Williams Arena | 16 |
| 1952 | 3-26 | 10,700 | 115,712 | 10 | 11,571 | Seattle | Edmundson Pavilion | 16 |
| 1953 | 3-18 | 10,500 | 127,149 | 14 | 9,082 | Kansas City, MO | Municipal Auditorium | 22 |
| 1954 | 3-20 | 10,500 | 115,391 | 15 | 7,693 | Kansas City, MO | Municipal Auditorium | 24 |
| 1955 | 3-19 | 10,500 | 116,983 | 15 | 7,799 | Kansas City, MO | Municipal Auditorium | 24 |
| 1956 | 3-23 | 10,600 | 132,513 | 15 | 8,834 | Evanston, IL | McGaw Hall | 25 |
| 1957 | 3-23 | 10,500 | 108,891 | 14 | 7,778 | Kansas City, MO | Municipal Auditorium | 23 |
| 1958 | 3-22 | 18,803 | 176,878 | 14 | 12,634 | Louisville, KY | Freedom Hall | 24 |
| 1959 | 3-21 | 18,498 | 161,809 | 14 | 11,558 | Louisville, KY | Freedom Hall | 23 |
| 1960 | 3-19 | 14,500 | 155,491 | 16 | 9,718 | San Francisco | Cow Palace | 25 |
| 1961 | 3-25 | 10,700 | 169,520 | 14 | 12,109 | Kansas City, MO | Municipal Auditorium | 24 |
| 1962 | 3-24 | 18,469 | 177,469 | 14 | 12,676 | Louisville, KY | Freedom Hall | 25 |
| 1963 | 3-23 | 19,153 | 153,065 | 14 | 10,933 | Louisville, KY | Freedom Hall | 25 |
| 1964 | 3-21 | 10,864 | 140,790 | 14 | 10,056 | Kansas City, MO | Municipal Auditorium | 25 |
| 1965 | 3-20 | 13,204 | 140,673 | 13 | 10,821 | Portland, OR | Memorial Coliseum | 23 |
| 1966 | 3-19 | 14,253 | 140,925 | 13 | 10,840 | College Park, MD | Cole Field House | 22 |
| 1967 | 3-25 | 18,892 | 159,570 | 14 | 11,398 | Louisville, KY | Freedom Hall | 23 |
| 1968 | 3-23 | 14,438 | 160,888 | 14 | 11,492 | Los Angeles | Sports Arena | 23 |
| 1969 | 3-22 | 18,669 | 165,712 | 15 | 11,047 | Louisville, KY | Freedom Hall | 25 |
| 1970 | 3-21 | 14,380 | 146,794 | 16 | 9,175 | College Park, MD | Cole Field House | 25 |
| 1971 | 3-27 | 31,765 | 207,200 | 16 | 12,950 | Houston | Astrodome | 25 |
| 1972 | 3-25 | 15,063 | 147,304 | 16 | 9,207 | Los Angeles | Sports Arena | 25 |
| 1973 | 3-26 | 19,301 | 163,160 | 16 | 10,198 | St. Louis | St. Louis Arena | 25 |
| 1974 | 3-25 | 15,742 | 154,112 | 16 | 9,632 | Greensboro, NC | Greensboro Coliseum | 25 |
| 1975 | 3-31 | 15,151 | 183,857 | 18 | 10,214 | San Diego | Sports Arena | 32 |
| 1976 | 3-29 | 17,540 | 202,502 | 18 | 11,250 | Philadelphia | Spectrum | 32 |
| 1977 | 3-28 | 16,086 | 241,610 | 18 | 13,423 | Atlanta | Omni | 32 |
| 1978 | 3-27 | 18,721 | 227,149 | 18 | 12,619 | St. Louis | Checkerdome | 32 |
| 1979 | 3-26 | 15,410 | 262,101 | 22 | 11,914 | Salt Lake City | Special Events Center | 40 |
| 1980 | 3-24 | 16,637 | 321,260 | 26 | 12,356 | Indianapolis | Market Square Arena | 48 |
| 1981 | 3-30 | 18,276 | 347,414 | 26 | 13,362 | Philadelphia | Spectrum | 48 |
| 1982 | 3-29 | 61,612 | 427,251 | 26 | 16,433 | New Orleans | Louisiana Superdome | 48 |
| 1983 | 4-4 | 17,327 | 364,356 | 28 | 13,013 | Albuquerque, NM | U. of New Mexico Pit | 52 |
| 1984 | 4-2 | 38,471 | 397,481 | 28 | 14,196 | Seattle | Kingdome | 53 |
| 1985 | 4-1 | 23,124 | 422,519 | 34 | 12,427 | Lexington, KY | Rupp Arena | 64 |
| 1986 | 3-31 | 16,493 | 499,704 | 34 | 14,697 | Dallas | Reunion Arena | 64 |
| 1987 | 3-30 | 64,959 | 654,744 | 34 | 19,257 | New Orleans | Louisiana Superdome | 64 |
| 1988 | 4-4 | 16,392 | 558,998 | 34 | 16,441 | Kansas City, MO | Kemper Arena | 64 |
| 1989 | 4-3 | 39,187 | 613,242 | 34 | 18,037 | Seattle | Kingdome | 64 |
| 1990 | 4-2 | 17,765 | 537,138 | 34 | 15,798 | Denver | McNichols Arena | 64 |
| 1991 | 4-1 | 47,100 | 665,707 | 34 | 19,580 | Indianapolis | RCA Dome | 64 |
| 1992 | 4-6 | 50,379 | 580,462 | 34 | 17,072 | Minneapolis | Humphrey Metrodome | 64 |
| 1993 | 4-5 | 64,151 | 707,719 | 34 | 20,815 | New Orleans | Louisiana Superdome | 64 |
| 1994 | 4-4 | 23,674 | 578,007 | 34 | 17,000 | Charlotte, NC | Charlotte Coliseum | 64 |
| 1995 | 4-3 | 38,540 | 540,101 | 34 | 15,885 | Seattle | Kingdome | 64 |
| 1996 | 4-1 | 19,229 | 631,834 | 34 | 18,583 | East Rutherford, NJ | Continental Airlines Arena | 64 |
| 1997 | 3-31 | 47,028 | 646,531 | 34 | 19,016 | Indianapolis | RCA Dome | 64 |
| 1998 | 3-30 | 40,509 | 663,876 | 34 | 19,526 | San Antonio | Alamodome | 64 |

| Year | Final Date | Final Crowd | *Total Atten. | Sess. | Avg. Atten. | Final Site | Final Facility | No. of Teams |
|-------|------------|-------------|---------------|-------|-------------|--------------------|-------------------------------|--------------|
| 1999 | 3-29 | 41,340 | 720,685 | 34 | 21,197 | St. Petersburg, FL | Tropicana Field | 64 |
| 2000 | 4-3 | 43,116 | 624,777 | 34 | 18,375 | Indianapolis | RCA Dome | 64 |
| 2001 | 4-2 | 45,994 | 612,089 | 35 | 17,488 | Minneapolis | Humphrey Metrodome | 65 |
| 2002 | 4-1 | 52,647 | 720,433 | 35 | 20,584 | Atlanta | Georgia Dome | 65 |
| 2003 | 4-7 | 54,524 | 715,080 | 35 | 20,431 | New Orleans | Louisiana Superdome | 65 |
| 2004 | 4-5 | 44,468 | 716,899 | 35 | 20,483 | San Antonio | Alamodome | 65 |
| 2005 | 4-4 | 47,262 | 689,317 | 35 | 19,695 | St. Louis | Edward Jones Dome | 65 |
| 2006 | 4-3 | 43,168 | 670,254 | 35 | 19,150 | Indianapolis | RCA Dome | 65 |
| 2007 | 4-2 | 51,458 | 696,992 | 35 | 19,914 | Atlanta | Georgia Dome | 65 |
| 2008 | 4-7 | 43,257 | 763,607 | 35 | 21,817 | San Antonio | Alamodome | 65 |
| 2009 | 4-6 | 72,922 | 708,296 | 35 | 20,237 | Detroit | Ford Field | 65 |
| 2010 | 4-5 | 70,930 | 706,246 | 35 | 20,178 | Indianapolis | Lucas Oil Stadium | 65 |
| 2011 | 4-4 | 70,376 | 690,679 | 36 | 19,186 | Houston | Reliant Stadium | 68 |
| 2012 | 4-2 | 70,913 | 717,185 | 36 | 19,922 | New Orleans | Mercedes-Benz Superdome | 68 |
| 2013 | 4-8 | 74,326 | 800,377 | 36 | 22,233 | Atlanta | Georgia Dome | 68 |
| 2014 | 4-7 | 79,238 | 739,189 | 36 | 20,533 | Arlington, TX | AT&T Stadium | 68 |
| 2015 | 4-6 | 71,149 | 739,798 | 36 | 20,550 | Indianapolis | Lucas Oil Stadium | 68 |
| 2016 | 4-4 | 74,340 | 747,971 | 36 | 20,777 | Houston | NRG Stadium | 68 |
| 2017 | 4-3 | 76,168 | 705,024 | 36 | 19,584 | Glendale, AZ | University of Phoenix Stadium | 68 |
| 2018 | 4-2 | 67,831 | 650,165 | 36 | 18,060 | San Antonio | Alamodome | 68 |
| 2019 | 4-8 | 72,062 | 659,594 | 36 | 18,322 | Minneapolis | U.S. Bank Stadium | 68 |
| ^2020 | | | | | | | | |
| 2021 | 4-5 | 7,923 | 173,592 | 63 | 2,755 | Indianapolis | Lucas Oil Stadium | 68 |
| 2022 | 4-4 | 69,423 | 684,268 | 36 | 19,007 | New Orleans | Caesars Superdome | 68 |
| 2023 | 4-3 | 72,423 | 722,121 | 36 | 20,059 | Houston | NRG Stadium | 68 |

| Year | Final Date | Final Crowd | *Total Atten. | Sess. | Avg. Atten. | Final Site | Final Facility | No. of Teams |
|------|------------|-------------|---------------|-------|-------------|--------------|--------------------|--------------|
| 2024 | 4-8 | | | | | Phoenix | State Farm Stadium | |
| 2025 | 4-7 | | | | | San Antonio | Alamodome | |
| 2026 | 4-6 | | | | | Indianapolis | Lucas Oil Stadium | |
| 2027 | 4-5 | | | | | Detroit | Ford Field | |
| 2028 | 4-3 | | | | | Las Vegas | Allegiant Stadium | |
| 2029 | 4-2 | | | | | Indianapolis | Lucas Oil Stadium | |
| 2030 | 4-8 | | | | | North Texas | AT&T Stadium | |

| Years | Championship Game... | | | Tournament History... | | |
|-----------------|----------------------|------------------|---------------|-----------------------|-------------------|---------------|
| | Final Session | *Total Atten. | Avg. Atten. | All Sessions | *Total Atten. | *Avg. Atten. |
| 1939-49 | 11 | 139,252 | 12,659 | 55 | 593,032 | 10,782 |
| 1950-59 | 10 | 134,091 | 13,409 | 125 | 1,241,435 | 9,931 |
| 1960-69 | 10 | 153,142 | 15,314 | 141 | 1,564,103 | 11,093 |
| 1970-79 | 10 | 179,159 | 17,916 | 174 | 1,935,789 | 11,125 |
| 1980-89 | 10 | 312,478 | 31,248 | 304 | 4,606,969 | 15,155 |
| 1990-99 | 10 | 389,715 | 38,972 | 340 | 6,272,060 | 18,447 |
| 2000-09 | 10 | 498,724 | 49,872 | 349 | 6,917,744 | 19,822 |
| 2010-19 | 10 | 727,333 | 72,733 | 359 | 7,156,228 | 19,934 |
| ^2020-22 | 2 | 77,346 | 38,673 | 99 | 857,860 | 8,665 |
| All Time | 83 | 2,611,240 | 31,461 | 1,946 | 31,145,220 | 16,005 |

*Total attendance: 1939-69; paid attendance off of box scores: 1970-present; ^2020 Championship canceled due to COVID-19 pandemic

ATTENDANCE RECORDS

Note: Figures are paid attendance. For Final Four games, media are included.

HIGHEST TOTAL FOR TOURNAMENT

800,377—2013 (36 sessions)
763,607—2008 (35)
747,971—2016 (36)
739,798—2015 (36)
739,189—2014 (36)
722,121—2023 (36)
720,685—1999 (34)
720,433—2002 (35)
717,185—2012 (36)
716,899—2004 (35)

HIGHEST AVERAGE PER GAME OR SESSION FOR TOURNAMENT

22,233—2013 (800,377 in 36 sessions)
21,817—2008 (763,607 in 35)
21,197—1999 (720,685 in 34)
20,815—1993 (707,719 in 34)
20,777—2016 (747,971 in 36)
20,584—2002 (720,433 in 35)
20,550—2015 (739,798 in 36)
20,533—2014 (739,189 in 36)
20,483—2004 (716,899 in 35)
20,431—2003 (715,080 in 35)

HIGHEST SINGLE GAME—NATIONAL CHAMPIONSHIP

79,238—AT&T Stadium, Arlington, TX, UConn (60) vs. Kentucky (54), 4-7-2014
76,168—University of Phoenix Stadium, Glendale, AZ, North Carolina (71) vs. Gonzaga (65), 4-3-2017
74,340—NRG Stadium, Houston, Villanova (77) vs. North Carolina (74), 4-4-2016
74,326—Georgia Dome, Atlanta, Louisville (82) vs. Michigan (76), 4-8-2013
72,922—Ford Field, Detroit, North Carolina (89) vs. Michigan St. (72), 4-6-2009

HIGHEST SINGLE SESSION—NATIONAL SEMIFINALS

79,444—AT&T Stadium, Arlington, TX, UConn (63) vs. Florida (53) and Kentucky (74) vs. Wisconsin (73), 4-5-2014
77,612—University of Phoenix Stadium, Glendale, AZ, Gonzaga (77) vs. South Carolina (73) and North Carolina (77) vs. Oregon (76), 4-1-2017
75,505—NRG Stadium, Houston, Villanova (95) vs. Oklahoma (51) and North Carolina (83) vs. Syracuse (66), 4-2-2016
75,421—Reliant Stadium, Houston, Butler (70) vs. VCU (62) and UConn (56) vs. Kentucky (55), 4-2-2011
75,350—Georgia Dome, Atlanta, Louisville (72) vs. Wichita St. (68) and Michigan (61) vs. Syracuse (56), 4-6-2013

HIGHEST TWO-SESSION SERIES—FINAL FOUR

158,682—AT&T Stadium, Arlington, TX, 4-5 & 4-7-2014
153,780—University of Phoenix Stadium, Glendale, AZ, 4-1 & 4-3-2017
149,845—NRG Stadium, Houston, 4-2 & 4-4-2016
149,676—Georgia Dome, Atlanta, 4-6 & 4-8-2013
146,283—NRG Stadium, Houston, 4-1 & 4-3-2023

HIGHEST SINGLE GAME—REGIONAL FINAL

57,563—Ford Field, Detroit, Kansas (59) vs. Davidson (57), 3-30-2008
47,492—Reliant Stadium, Houston, Duke (78) vs. Baylor (71), 3-28-2010
42,519—Trans World Dome, St. Louis, Michigan St. (73) vs. Kentucky (66), 3-21-1999
40,589—Tropicana Field, St. Petersburg, FL, Kentucky (86) vs. Duke (84), 3-22-1998
36,585—Cowboys Stadium, Arlington, TX, Michigan (79) vs. Florida (59), 3-31-2013

HIGHEST SINGLE SESSION—REGIONAL SEMIFINALS

57,028—Ford Field, Detroit, Davidson (73) vs. Wisconsin (56) and Kansas (72) vs. Villanova (57), 3-28-2008
45,505—Reliant Stadium, Houston, Duke (70) vs. Purdue (57) and Baylor (72) vs. St. Mary's (CA) (49), 3-26-2010
42,440—Trans World Dome, St. Louis, Michigan St. (54) vs. Oklahoma (46) and Kentucky (58) vs. Miami (OH) (43), 3-19-1999
41,072—Lucas Oil Stadium, Indianapolis, Michigan (73) vs. Tennessee (71) and Kentucky (74) vs. Louisville (69), 3-28-2014
40,639—Cowboys Stadium, Arlington, TX, Michigan (87) vs. Kansas (85) and Florida (62) vs. Florida Gulf Coast (50), 3-29-2013

HIGHEST TWO-SESSION SERIES—REGIONAL

114,591—Ford Field, Detroit, 3-28 & 3-30-2008
92,997—Reliant Stadium, Houston, 3-26 & 3-28-2010
84,959—Trans World Dome, St. Louis, 3-19 & 3-21-1999
81,178—Tropicana Field, St. Petersburg, FL, 3-20 & 3-22-1998
77,224—Cowboys Stadium, Arlington, TX, 3-29 & 3-31-2013

HIGHEST SINGLE SESSION—SECOND ROUND

40,331—RCA Dome, Indianapolis, Illinois (71) vs. Nevada (59) and Kentucky (69) vs. Cincinnati (60), 3-19-2005
37,842—RCA Dome, Indianapolis, Texas (73) vs. Purdue (72) and Xavier (74) vs. Georgetown (71), 3-18-1990
37,444—RCA Dome, Indianapolis, Illinois (72) vs. Ball St. (60) and Louisville (93) vs. Arkansas (84), 3-18-1989
37,411—RCA Dome, Indianapolis, Louisville (78) vs. Oklahoma St. (63) and Indiana (107) vs. Xavier (70), 3-20-1993
34,576—RCA Dome, Indianapolis, Duke (65) vs. Xavier (60) and Indiana (107) vs. Auburn (90), 3-14-1987

HIGHEST SINGLE SESSION—FIRST ROUND

39,940—RCA Dome, Indianapolis (2d session), Texas (100) vs. Georgia (88) and Purdue (75) vs. La.-Monroe (63), 3-16-1990 (39,417 in 1st session)
38,387—RCA Dome, Indianapolis (2d session), Xavier (73) vs. New Orleans (55) and Indiana (97) vs. Wright St. (54), 3-19-1993 (38,343 in 1st session)
36,823—RCA Dome, Indianapolis (2d session), Illinois (77) vs. McNeese (71) and Ball St. (68) vs. Pittsburgh (64), 3-16-1989 (36,705 in 1st session)
31,569—RCA Dome, Indianapolis (2d session), Mississippi St. (58) vs. VCU (51) and Princeton (43) vs. UCLA (41), 3-14-1996 (31,373 in 1st session)
27,959—RCA Dome, Indianapolis (2d session), Ohio St. (72) vs. Murray St. (58) and Detroit (56) vs. UCLA (53), 3-11-1999 (27,184 in 1st session)

HIGHEST THREE-SESSION SERIES—FIRST AND SECOND ROUNDS

117,199—RCA Dome, Indianapolis, 3-16 & 3-18-1990
114,141—RCA Dome, Indianapolis, 3-19 & 3-21-1993
110,972—RCA Dome, Indianapolis, 3-16 & 3-18-1989
95,235—RCA Dome, Indianapolis, 3-14 & 3-16-1996
94,419—RCA Dome, Indianapolis, 3-17 & 3-19-2005

HIGHEST SINGLE SESSION— FIRST FOUR

- 12,732—University of Dayton Arena, Dayton, OH, Texas Southern (64) vs. N.C. Central 46 and Syracuse (60) vs. Arizona St. (56), 3-14-2018
- 12,592—University of Dayton Arena, Dayton, OH, Robert Morris (81) vs. North Fla. (77) and Dayton (56) vs. Boise St., 3-18-2015
- 12,582—University of Dayton Arena, Dayton, OH, Holy Cross (59) vs. Southern (55) and Michigan (67) vs. Tulsa (62), 3-16-2016
- 12,522—University of Dayton Arena, Dayton, OH, Texas Southern (76) vs. A&M-Corpus Christi (67) and Indiana (66) vs. Wyoming (58), 3-15-2022
- 12,516—University of Dayton Arena, Dayton, OH, Wright St. (93) vs. Bryant (82) and Notre Dame (89) vs. Rutgers (87) (2OT), 3-16-2022

HIGHEST TWO-SESSION SERIES—FIRST FOUR

- 25,068—University of Dayton Arena, Dayton, OH, 3-13 & 3-14-2018
- 25,038—University of Dayton Arena, Dayton, OH, 3-15 & 3-16-2022
- 24,884—University of Dayton Arena, Dayton, OH, 3-14 & 3-15-2023
- 24,716—University of Dayton Arena, Dayton, OH, 3-17 & 3-18-2015
- 24,310—University of Dayton Arena, Dayton, OH, 3-15 & 3-16-2016

ALL-TIME SITE AND ARENA HISTORY

TOURNAMENT GAMES BY ARENA

- 133—University of Dayton Arena, Dayton, OH, 1970-2023
- 83—Municipal Auditorium, Kansas City, MO, 1940-64
- 81—Jon M. Huntsman Center, Salt Lake City, 1971-2006
- 80—Madison Square Garden, New York, 1943-2023
- 69—Greensboro Coliseum, Greensboro, NC, 1974-2023
- 60—RCA Dome, Indianapolis, 1987-2006
- 59—McKale Center, Tucson, AZ, 1974-2011
- 55—Omni, Atlanta, 1977-92
- 50—Charlotte Coliseum I, Charlotte, NC, 1958-87
- 50—Freedom Hall, Louisville, KY, 1958-91

REGIONAL CHAMPIONSHIP GAMES BY ARENA

- 13—Municipal Auditorium, Kansas City, MO, 1940-52
- 12—Madison Square Garden, New York, 1943-2023
- 11—IZOD Center, East Rutherford, NJ, 1984-2007
- 8—Allen Field House, Lawrence, KS, 1956-78
- 8—Gill Coliseum, Corvallis, OR, 1952-67
- 8—William Neal Reynolds Coliseum, Raleigh, NC, 1952-82
- 7—Carrier Dome, Syracuse, NY, 1983-2015
- 7—Lucas Oil Stadium, Indianapolis, 2009-21
- 7—Rupp Arena, Lexington, KY, 1977-2002
- 6—Ahearn Field House, Manhattan, KS, 1953-69
- 6—Cole Field House, College Park, MD, 1962-77

NATIONAL CHAMPIONSHIP GAMES BY ARENA

- 9—Municipal Auditorium, Kansas City, MO, 1940-64
- 7—Madison Square Garden, New York, 1943-50
- 6—Caesars Superdome, New Orleans, 1982-2022
- 6—Freedom Hall, Louisville, KY, 1958-69
- 4—Alamodome, San Antonio, 1998-2018
- 4—RCA Dome, Indianapolis, 1991-2006
- 3—Georgia Dome, Atlanta, 2002-13
- 3—Kingdome, Seattle, 1984-95
- 3—NRG Stadium, Houston, 2011-23
- 3—Lucas Oil Stadium, Indianapolis, 2010-21
- 2—Cole Field House, College Park, MD, 1966-70
- 2—Hubert H. Humphrey Metrodome, Minneapolis, 1991-2001
- 2—L.A. Sports Arena, Los Angeles, 1968-72
- 2—St. Louis Arena, St. Louis, 1973-78
- 2—Spectrum, Philadelphia, 1976-81

TOURNAMENT GAMES BY CITY

- 157—Indianapolis, 1940-2022
- 137—Kansas City, MO, 1940-2023
- 133—Dayton, OH, 1970-2023
- 104—Salt Lake City, 1968-2019
- 98—Charlotte, NC, 1958-2018
- 91—New York, 1943-2023
- 89—Philadelphia, 1939-2022
- 88—Atlanta, 1977-2018
- 76—Lexington, KY, 1955-2013
- 71—Louisville, KY, 1958-2023
- 69—Greensboro, NC, 1974-2023

REGIONAL CHAMPIONSHIP GAMES BY CITY

- 20—Kansas City, MO, 1940-2023
- 12—New York, 1943-2023
- 11—East Rutherford, NJ, 1986-2007
- 11—Lexington, KY, 1957-2002
- 10—Philadelphia, 1939-2022
- 9—Atlanta, 1981-2018
- 9—Los Angeles, 1966-2018
- 9—St. Louis, 1982-2012
- 8—Charlotte, NC, 1958-2008
- 8—Corvallis, OR, 1952-67
- 8—Indianapolis, 1979-2021
- 8—Lawrence, KS, 1956-78
- 8—Raleigh, NC, 1951-82

NATIONAL CHAMPIONSHIP GAMES BY CITY

- 10—Kansas City, MO, 1940-88
- 8—Indianapolis, 1980-2021
- 7—New York, 1943-50
- 6—Louisville, KY, 1958-69
- 6—New Orleans, 1982-2022
- 5—Seattle, 1949-95
- 4—Atlanta, 1977-2013
- 4—Houston, 1971-2023
- 4—Minneapolis, 1951-2019
- 4—San Antonio, 1998-2018
- 3—St. Louis, 1973-2005

TOURNAMENT GAMES BY STATE

- 263—North Carolina, 1951-2023
- 225—California, 1939-2023
- 218—Ohio, 1957-2023
- 212—New York, 1943-2023
- 208—Indiana, 1940-2022
- 197—Texas, 1957-2022
- 193—Missouri, 1940-2023
- 159—Utah, 1960-2019
- 153—Kentucky, 1955-2023
- 125—Pennsylvania, 1939-2022

REGIONAL CHAMPIONSHIP GAMES BY STATE

- 29—Missouri, 1940-2023
- 27—California, 1939-2022
- 20—New York, 1943-2023
- 20—Texas, 1957-2022
- 19—North Carolina, 1952-2008
- 18—Kentucky, 1957-2023
- 17—Kansas, 1953-78
- 12—New Jersey, 1986-2011
- 11—Utah, 1962-2010
- 10—Indiana, 1940-2023
- 10—Oregon, 1952-75

NATIONAL CHAMPIONSHIP GAMES BY STATE

- 13—Missouri, 1940-2005
- 10—Texas, 1971-2023
- 8—Indiana, 1980-2021
- 7—Kentucky, 1958-85
- 7—New York, 1943-50
- 6—Louisiana, 1982-2022
- 5—Washington, 1949-95
- 4—California, 1960-75
- 4—Georgia, 1977-2013
- 4—Minnesota, 1951-2019

TOURNAMENT GAME ARENAS BY SITE

ALABAMA

| G | S | Year | Round | City | Facility | Built | Capacity |
|---|---|------|-----------|------------|------------------------------------|-------|----------|
| 3 | 2 | 1982 | ME Rgnl | Birmingham | #Birmingham-Jefferson Civic Center | 1976 | 17,500 |
| 4 | 2 | 1984 | E 1st-2d | " | " | | " |
| 3 | 2 | 1985 | SE Rgnl | " | " | | " |
| 6 | 3 | 1987 | SE 1st-2d | " | " | | " |
| 3 | 2 | 1988 | SE Rgnl | " | " | | " |
| 3 | 2 | 1997 | SE Rgnl | " | " | | " |
| 3 | 2 | 1995 | SE Rgnl | " | " | | 16,835 |
| 6 | 3 | 2000 | S 1st-2d | " | " | | " |
| 6 | 3 | 2003 | 1st-2d | " | " | | " |
| 6 | 3 | 2008 | 1st-2d | " | " | | 16,045 |
| 6 | 3 | 2023 | 1st-2d | " | #Legacy Arena (name change) | | 17,654 |
| 4 | 2 | 1974 | ME Rgnl | Tuscaloosa | Memorial Coliseum | 1968 | 15,043 |
| 2 | 1 | 1975 | ME 1st | " | " | | " |
| 4 | 2 | 1981 | ME 1st-2d | " | " | | " |

ARIZONA

| G | S | Year | Round | City | Facility | Built | Capacity |
|---|---|------|------------|----------|----------------------------------|-------|----------|
| 3 | 2 | 2009 | W Rgnl | Glendale | #University of Phoenix Stadium | 2006 | 38,831 |
| 3 | 2 | 2017 | Final Four | " | " | | 76,000 |
| 2 | 1 | 1975 | W 1st | Tempe | University Activity Center | 1974 | 14,287 |
| 2 | 1 | 1976 | W 1st | " | " | | " |
| 2 | 1 | 1978 | W 1st | " | " | | " |
| 4 | 2 | 1980 | W 1st-2d | " | " | | " |
| 6 | 3 | 1992 | W 1st-2d | " | " | | " |
| 6 | 3 | 1996 | W 1st-2d | " | " | | 13,849 |
| 4 | 2 | 1974 | W Rgnl | Tucson | McKale Center | 1973 | 14,214 |
| 2 | 1 | 1977 | W 1st | " | " | | " |
| 2 | 1 | 1979 | W 2d | " | " | | " |
| 3 | 2 | 1980 | W Rgnl | " | " | | " |
| 6 | 3 | 1987 | W 1st-2d | " | " | | 13,124 |
| 6 | 3 | 1989 | W 1st-2d | " | " | | 13,477 |
| 6 | 3 | 1991 | W 1st-2d | " | " | | " |
| 6 | 3 | 1993 | W 1st-2d | " | " | | " |
| 6 | 3 | 1997 | W 1st-2d | " | " | | 14,428 |
| 6 | 3 | 2000 | W 1st-2d | " | " | | 13,859 |
| 6 | 3 | 2005 | 1st-2d | " | " | | 13,751 |
| 6 | 3 | 2011 | 2d-3d | " | " | | 13,808 |
| 3 | 2 | 1999 | W Rgnl | Phoenix | #America West Arena | 1992 | 19,022 |
| 3 | 2 | 2004 | Rgnl | " | " | | 18,711 |
| 3 | 2 | 2008 | W Rgnl | " | #US Airways Center (name change) | | 18,103 |
| 3 | 2 | 2012 | W Rgnl | " | " | | 18,330 |

ARKANSAS

| G | S | Year | Round | City | Facility | Built | Capacity |
|---|---|------|--------|-------------------|---------------|-------|----------|
| 6 | 3 | 2008 | 1st-2d | North Little Rock | #Alltel Arena | 1999 | 16,060 |

CALIFORNIA

| G | S | Year | Round | City | Facility | Built | Capacity |
|---|---|------|--------|---------|-----------------------------|-------|----------|
| 3 | 2 | 1998 | W Rgnl | Anaheim | #Arrowhead Pond | 1993 | 17,533 |
| 3 | 2 | 2001 | W Rgnl | " | " | | 17,268 |
| 3 | 2 | 2003 | W Rgnl | " | " | | 17,607 |
| 6 | 3 | 2008 | 1st-2d | " | #Honda Center (name change) | | " |
| 3 | 2 | 2011 | W Rgnl | " | " | | 17,960 |
| 3 | 2 | 2014 | W Rgnl | " | " | | " |
| 3 | 2 | 2016 | W Rgnl | " | " | | 18,336 |
| 3 | 2 | 2019 | W Rgnl | " | " | | " |

| G | S | Year | Round | City | Facility | Built | Capacity |
|---|---|------|------------|---------------|--|-------|----------|
| 2 | 1 | 1958 | W 1st | Berkeley | Harmon Arena | 1933 | 6,450 |
| 6 | 3 | 1986 | W 1st-2d | Long Beach | #Long Beach Arena | 1965 | 12,000 |
| 6 | 3 | 1990 | W 1st-2d | " | " | | " |
| 4 | 2 | 1968 | Final Four | Los Angeles | #L.A. Sports Arena | 1959 | 15,509 |
| 4 | 2 | 1972 | Final Four | " | " | | " |
| 3 | 2 | 1994 | W Rgnl | " | " | | 14,616 |
| 4 | 2 | 1966 | W Rgnl | " | Pauley Pavilion | 1965 | 12,543 |
| 4 | 2 | 1969 | W Rgnl | " | " | | " |
| 4 | 2 | 1973 | W Rgnl | " | " | | " |
| 3 | 2 | 1976 | W Rgnl | " | " | | " |
| 4 | 2 | 1979 | W 1st-2d | " | " | | " |
| 4 | 2 | 1981 | W 1st-2d | " | " | | " |
| 3 | 2 | 1984 | W Rgnl | " | " | | " |
| 6 | 3 | 1988 | W 1st-2d | " | " | | " |
| 3 | 2 | 2013 | W Rgnl | " | #Staples Center | 1999 | 19,079 |
| 3 | 2 | 2015 | W Rgnl | " | " | | " |
| 3 | 2 | 2018 | W Rgnl | " | " | | 19,067 |
| 3 | 2 | 1990 | W Rgnl | Oakland | #Oakland-Alameda County Coliseum | 1966 | 15,000 |
| 3 | 2 | 1995 | W Rgnl | " | " | | 15,039 |
| 3 | 2 | 2006 | Rgnl | " | Oakland Arena (name change) | | 19,243 |
| 1 | 1 | 1953 | W-2 1st | Palo Alto | Old Pavilion | 1922 | 3,000 |
| 6 | 3 | 1994 | W 1st-2d | Sacramento | #Arco Arena | 1981 | 16,418 |
| 6 | 3 | 1998 | W 1st-2d | " | " | | 16,621 |
| 6 | 3 | 2002 | 1st-2d | " | " | | 16,250 |
| 6 | 3 | 2007 | 1st-2d | " | " | | 16,127 |
| 6 | 3 | 2017 | 1st-2d | " | #Golden 1 Center | 2016 | 17,608 |
| 6 | 3 | 2023 | 1st-2d | " | " | | " |
| 4 | 2 | 1975 | Final Four | San Diego | #San Diego Sports Arena | 1967 | 13,741 |
| 6 | 3 | 2001 | W 1st-2d | " | Cox Arena at Aztec Bowl | 1997 | 12,200 |
| 6 | 3 | 2006 | 1st-2d | " | " | | 11,686 |
| 6 | 3 | 2018 | 1st-2d | " | Viejas Arena (name change) | | 12,414 |
| 6 | 3 | 2014 | 2d-3d | " | Viejas Arena at Aztec Bowl (name change) | | 11,686 |
| 6 | 3 | 2022 | 1st-2d | " | " | | 12,414 |
| 4 | 2 | 1939 | Wn Rgnl | San Francisco | #California Coliseum | 1938 | 9,476 |
| 2 | 1 | 1955 | W-2 1st | " | #Cow Palace | 1941 | 14,500 |
| 4 | 2 | 1958 | W Rgnl | " | " | | " |
| 4 | 2 | 1959 | W Rgnl | " | " | | " |
| 1 | 1 | 1960 | W 1st | " | " | | " |
| 4 | 2 | 1960 | Final Four | " | " | | " |
| 3 | 2 | 2022 | W Rgnl | " | #Chase Center | 2019 | 18,064 |
| 3 | 2 | 1997 | W Rgnl | San Jose | #San Jose Arena | 1993 | 18,543 |
| 3 | 2 | 2002 | W Rgnl | " | #Compaq Center (name change) | | 18,150 |
| 3 | 2 | 2007 | W Rgnl | " | #HP Pavilion (name change) | | 18,094 |
| 6 | 3 | 2010 | 1st-2d | " | " | | 18,500 |
| 6 | 3 | 2013 | 2d-3d | " | " | | 18,543 |
| 3 | 2 | 2017 | W Rgnl | " | #SAP Center (name change) | | " |
| 6 | 3 | 2019 | 1st-2d | " | " | | 17,496 |

COLORADO

| G | S | Year | Round | City | Facility | Built | Capacity |
|---|---|------|------------|--------------|---------------------------|-------|----------|
| 3 | 2 | 1985 | W Rgnl | Denver | #McNichols Sports Arena | 1974 | 17,022 |
| 3 | 2 | 1989 | W Rgnl | " | " | | " |
| 3 | 2 | 1990 | Final Four | " | " | | " |
| 3 | 2 | 1996 | W Rgnl | " | " | | " |
| 6 | 3 | 1999 | W 1st-2d | " | " | | 18,707 |
| 6 | 3 | 2004 | 1st-2d | " | #Pepsi Center | 1999 | 19,555 |
| 6 | 3 | 2008 | 1st-2d | " | " | | 18,798 |
| 6 | 3 | 2011 | 2d-3d | " | " | | 19,533 |
| 6 | 3 | 2016 | 1st-2d | " | " | | 19,155 |
| 6 | 3 | 2023 | 1st-2d | " | #Ball Arena (name change) | | 19,520 |
| 2 | 1 | 1967 | MW,W 1st | Fort Collins | Moby Arena | 1966 | 9,001 |

CONNECTICUT

| G | S | Year | Round | City | Facility | Built | Capacity |
|---|---|------|----------|----------|--------------------------|-------|----------|
| 4 | 2 | 1983 | E 1st-2d | Hartford | #Hartford Civic Center | 1975 | 16,016 |
| 6 | 3 | 1985 | E 1st-2d | " | " | | " |
| 6 | 3 | 1988 | E 1st-2d | " | " | | " |
| 6 | 3 | 1990 | E 1st-2d | " | " | | " |
| 6 | 3 | 1998 | E 1st-2d | " | " | | " |
| 6 | 3 | 2019 | 1st-2d | " | #XL Center (name change) | | 16,294 |

DISTRICT OF COLUMBIA

| G | S | Year | Round | City | Facility | Built | Capacity |
|---|---|------|----------|------------|----------------------------------|-------|----------|
| 6 | 3 | 1998 | E 1st-2d | Washington | #MCI Center | 1997 | 19,288 |
| 6 | 3 | 2002 | 1st-2d | " | " | | 19,369 |
| 3 | 2 | 2006 | Rgnl | " | " | | 19,300 |
| 6 | 3 | 2008 | 1st-2d | " | #Verizon Center (name change) | | 18,400 |
| 6 | 3 | 2011 | 2d-3d | " | " | | 18,725 |
| 3 | 2 | 2013 | E Rgnl | " | " | | 20,290 |
| 3 | 2 | 2019 | E Rgnl | " | #Capital One Arena (name change) | | 20,356 |

FLORIDA

| G | S | Year | Round | City | Facility | Built | Capacity |
|---|---|------|--------------|----------------|---------------------------------------|-------|----------|
| 6 | 3 | 2006 | 1st-2d | Jacksonville | Veterans Memorial Arena | 2003 | 13,663 |
| 6 | 3 | 2010 | 1st-2d | " | " | | 15,000 |
| 6 | 3 | 2015 | 2d-3d | " | " | | |
| 6 | 3 | 2019 | 1st-2d | " | " | | |
| 3 | 2 | 1994 | E Rgnl | Miami | #Miami Arena | 1988 | 15,308 |
| 6 | 3 | 2009 | 1st-2d | " | #American Airlines Arena | 1999 | 17,930 |
| 6 | 3 | 1993 | SE 1st-2d | Orlando | #Orlando Arena | 1989 | 14,910 |
| 6 | 3 | 1996 | SE 1st-2d | " | " | | 16,894 |
| 6 | 3 | 1999 | South 1st-2d | " | " | | 17,164 |
| 6 | 3 | 2004 | 1st-2d | " | #TD Waterhouse Centre (name change) | | 16,494 |
| 6 | 3 | 2014 | 2d-3d | " | #Amway Center | 2010 | 18,846 |
| 6 | 3 | 2017 | 1st-2d | " | " | | " |
| 6 | 3 | 2023 | 1st-2d | " | " | | 20,000 |
| 6 | 3 | 1994 | SE 1st-2d | St. Petersburg | #ThunderDome | 1990 | 22,665 |
| 3 | 2 | 1998 | South Rgnl | " | #Tropicana Field (name change) | | 40,589 |
| 3 | 2 | 1999 | Final Four | " | " | | 41,340 |
| 6 | 3 | 1995 | SE 1st-2d | Tallahassee | #Tallahassee-Leon County Civic Center | 1981 | 13,000 |
| 4 | 2 | 1983 | ME 1st-2d | Tampa | USF Sun Dome | 1980 | 10,347 |
| 6 | 3 | 2003 | 1st-2d | " | #Ice Palace Arena | 1996 | 21,817 |
| 6 | 3 | 2008 | 1st-2d | " | #St. Pete Times Forum (name change) | | 20,814 |
| 6 | 3 | 2011 | 2d-3d | " | " | | 21,865 |

GEORGIA

| G | S | Year | Round | City | Facility | Built | Capacity |
|---|---|------|--------------|---------|------------------|-------|----------|
| 4 | 2 | 1971 | ME Rgnl | Athens | Georgia Coliseum | 1964 | 11,200 |
| 4 | 2 | 1977 | Final Four | Atlanta | #Omni | 1972 | 16,271 |
| 3 | 2 | 1981 | E Rgnl | " | " | | " |
| 3 | 2 | 1984 | E Rgnl | " | " | | " |
| 6 | 3 | 1985 | E 1st-2d | " | " | | " |
| 3 | 2 | 1986 | SE Rgnl | " | " | | " |
| 6 | 3 | 1987 | SE 1st-2d | " | " | | " |
| 6 | 3 | 1988 | SE 1st-2d | " | " | | " |
| 6 | 3 | 1989 | SE 1st-2d | " | " | | " |
| 6 | 3 | 1990 | E 1st-2d | " | " | | " |
| 6 | 3 | 1991 | SE 1st-2d | " | " | | " |
| 6 | 3 | 1992 | SE 1st-2d | " | " | | " |
| 3 | 2 | 1996 | E Rgnl | " | #Georgia Dome | 1992 | 40,628 |
| 6 | 3 | 1998 | South 1st-2d | " | " | | 26,700 |
| 3 | 2 | 2001 | South Rgnl | " | " | | 50,644 |
| 3 | 2 | 2002 | Final Four | " | " | | 52,647 |
| 3 | 2 | 2004 | Rgnl | " | " | | 44,422 |

| G | S | Year | Round | City | Facility | Built | Capacity |
|---|---|------|------------|------|---------------|-------|----------|
| 3 | 2 | 2006 | Rgnl | " | " | | 36,375 |
| 3 | 2 | 2007 | Final Four | " | " | | 51,458 |
| 3 | 2 | 2012 | S Rgnl | " | " | | 41,650 |
| 3 | 2 | 2013 | Final Four | " | " | | 75,350 |
| 3 | 2 | 2018 | S Rgnl | " | Philips Arena | 1999 | 18,118 |

IDAHO

| G | S | Year | Round | City | Facility | Built | Capacity |
|---|---|------|----------|-----------|------------------------------------|-------|----------|
| 4 | 2 | 1983 | W 1st-2d | Boise | BSU Pavilion | 1982 | 12,200 |
| 6 | 3 | 1989 | W 1st-2d | " | " | | " |
| 6 | 3 | 1992 | W 1st-2d | " | " | | " |
| 6 | 3 | 1995 | W 1st-2d | " | " | | 12,375 |
| 6 | 3 | 1998 | W 1st-2d | " | " | | 11,900 |
| 6 | 3 | 2001 | W 1st-2d | " | " | | 12,375 |
| 6 | 3 | 2005 | 1st-2d | " | " | | 12,009 |
| 6 | 3 | 2009 | 1st-2d | " | Taco Bell Arena (name change) | | 12,194 |
| 6 | 3 | 2018 | 1st-2d | " | " | | 12,644 |
| 1 | 1 | 1957 | W 1st | Pocatello | ISU Gymnasium (now named Reed Gym) | 1948 | 3,500 |
| 2 | 1 | 1972 | W 1st | " | ISU Minidome | 1969 | 12,000 |
| 2 | 1 | 1974 | W 1st | " | " | | " |
| 2 | 1 | 1977 | W 1st | " | " | | " |

ILLINOIS

| G | S | Year | Round | City | Facility | Built | Capacity |
|---|---|------|------------|------------|--------------------------------|-------|----------|
| 2 | 1 | 1969 | ME 1st | Carbondale | SIU Arena | 1964 | 10,014 |
| 1 | 1 | 1960 | MW 1st | Chicago | Alumni Arena | 1956 | 5,308 |
| 4 | 2 | 1952 | E-2 Rgnl | " | #Chicago Stadium | 1929 | 17,458 |
| 4 | 2 | 1953 | E-2 Rgnl | " | " | | " |
| 6 | 3 | 1998 | MW 1st-2d | " | #United Center | 1994 | 22,579 |
| 6 | 3 | 2002 | 1st-2d | " | " | | 21,300 |
| 6 | 3 | 2007 | 1st-2d | " | " | | 22,767 |
| 6 | 3 | 2011 | 2d-3d | " | " | | 20,062 |
| 6 | 3 | 2016 | MW Rgnl | " | " | | 20,500 |
| 3 | 2 | 2022 | MW Rgnl | " | " | | 20,917 |
| 1 | 1 | 1939 | CH | Evanston | Patten Gym | 1910 | 6,000 |
| 4 | 2 | 1955 | E-2 Rgnl | " | McGaw Hall | 1952 | 10,500 |
| 4 | 2 | 1956 | Final Four | " | " | | " |
| 2 | 1 | 1958 | ME 1st | " | " | | " |
| 4 | 2 | 1959 | ME Rgnl | " | " | | " |
| 2 | 1 | 1963 | ME 1st | " | " | | " |
| 2 | 1 | 1964 | ME 1st | " | " | | " |
| 4 | 2 | 1967 | ME Rgnl | " | " | | " |
| 1 | 1 | 1954 | W-1 1st | Peoria | Robertson Memorial Field House | 1949 | 7,300 |
| 6 | 3 | 1987 | MW 1st-2d | Rosemont | #Rosemont Horizon | 1980 | 17,500 |
| 6 | 3 | 1993 | MW 1st-2d | " | " | | " |
| 3 | 2 | 2005 | Rgnl | " | #Allstate Arena (name change) | | 16,957 |

INDIANA

| G | S | Year | Round | City | Facility | Built | Capacity |
|----|----|------|-----------------|--------------|---|-------|----------|
| 2 | 1 | 1977 | ME 1st | Bloomington | Assembly Hall | 1971 | 17,357 |
| 2 | 1 | 1979 | ME 2d | " | " | | " |
| 3 | 2 | 1981 | ME Rgnl | " | " | | " |
| 2 | 1 | 2021 | First Four | " | Simon Skjodjt Assembly Hall (name change) | | 17,222 |
| 4 | 4 | 2021 | 1st-2d | " | " | | " |
| 4 | 2 | 1983 | ME 1st-2d | Evansville | #Roberts Municipal Stadium | 1956 | 11,096 |
| 2 | 1 | 1953 | E-2 1st | Fort Wayne | #Allen County Coliseum | 1952 | 9,500 |
| 2 | 1 | 1954 | E-2 1st | " | " | | " |
| 2 | 1 | 1956 | ME 1st | " | " | | " |
| 3 | 2 | 1940 | En Rgnl | Indianapolis | Butler Field House | 1928 | 15,000 |
| 12 | 12 | 2021 | 1st-2d | " | Hinkle Fieldhouse (name change) | | 9,100 |
| 4 | 4 | 2021 | E, S, MW, W RSF | " | " | | " |

| G | S | Year | Round | City | Facility | Built | Capacity |
|----|----|------|-----------------|----------------|-------------------------------------|-------|----------|
| 2 | 1 | 1978 | ME 1st | " | #Market Square Arena | 1974 | 17,000 |
| 3 | 2 | 1979 | ME Rgnl | " | " | | " |
| 4 | 2 | 1980 | Final Four | " | " | | " |
| 4 | 2 | 1982 | ME 1st-2d | " | " | | " |
| 6 | 3 | 1987 | MW 1st-2d | " | #Hoosier Dome | 1984 | 47,100 |
| 6 | 3 | 1989 | MW 1st-2d | " | " | | " |
| 6 | 3 | 1990 | MW 1st-2d | " | " | | " |
| 3 | 2 | 1991 | Final Four | " | " | | " |
| 6 | 3 | 1993 | MW 1st-2d | " | " | | " |
| 6 | 3 | 1996 | SE 1st-2d | " | #RCA Dome (name change) | | 40,868 |
| 3 | 2 | 1997 | Final Four | " | " | | 47,028 |
| 6 | 3 | 1999 | South 1st-2d | " | " | | 37,900 |
| 3 | 2 | 2000 | Final Four | " | " | | 43,116 |
| 6 | 3 | 2003 | 1st-2d | " | " | | 37,004 |
| 6 | 3 | 2005 | 1st-2d | " | " | | 37,565 |
| 3 | 2 | 2006 | Final Four | " | " | | 43,822 |
| 3 | 2 | 2009 | MW Rgnl | " | #Lucas Oil Stadium | 2008 | 39,221 |
| 3 | 2 | 2010 | Final Four | " | " | | 70,930 |
| 3 | 2 | 2013 | MW Rgnl | " | " | | 36,000 |
| 3 | 2 | 2014 | MW Rgnl | " | " | | 40,000 |
| 3 | 2 | 2015 | Final Four | " | " | | 72,238 |
| 8 | 8 | 2021 | 1st-2d | " | " | | " |
| 4 | 4 | 2021 | E, S, MW, W RF | " | " | | " |
| 3 | 2 | 2021 | Final Four | " | " | | " |
| 6 | 3 | 2017 | 1st-2d | " | #Bankers Life Fieldhouse | 1999 | 17,923 |
| 12 | 12 | 2021 | 1st-2d | " | " | | 20,000 |
| 4 | 4 | 2021 | E, S, MW, W RSF | " | " | | " |
| 6 | 3 | 2022 | 1st-2d | " | Gainbridge Fieldhouse (name change) | | " |
| 7 | 7 | 2021 | 1st-2d | " | #Indiana Farmers Coliseum | 1939 | 6,800 |
| 2 | 1 | 1971 | ME 1st | South Bend | Athletic & Convocation Center | 1968 | 11,350 |
| 2 | 1 | 1976 | ME 1st | " | " | | " |
| 6 | 3 | 1985 | SE 1st-2d | " | " | | " |
| 6 | 3 | 1988 | MW 1st-2d | " | The Joyce Center (name change) | | " |
| 2 | 1 | 1974 | ME 1st | Terre Haute | Hulman Center | 1973 | 10,200 |
| 4 | 2 | 1980 | ME 1st-2d | West Lafayette | Mackey Arena | 1967 | 14,123 |
| 2 | 1 | 2021 | First Four | " | " | | 14,240 |
| 4 | 4 | 2021 | 1st-2d | " | " | | " |

IOWA

| G | S | Year | Round | City | Facility | Built | Capacity |
|---|---|------|----------|------------|-----------------------|-------|----------|
| 4 | 2 | 1972 | MW Rgnl | Ames | James Hilton Coliseum | 1971 | 14,020 |
| 6 | 3 | 2016 | 1st-2d | Des Moines | #Wells Fargo Arena | 2005 | 16,110 |
| 6 | 3 | 2019 | 1st-2d | " | " | | " |
| 6 | 3 | 2023 | 1st-2d | " | " | | " |
| 4 | 2 | 1954 | E-2 Rgnl | Iowa City | Iowa Field House | 1927 | 13,500 |
| 4 | 2 | 1956 | MW Rgnl | " | " | | " |
| 4 | 2 | 1962 | ME Rgnl | " | " | | " |
| 4 | 2 | 1966 | ME Rgnl | " | " | | " |

KANSAS

| G | S | Year | Round | City | Facility | Built | Capacity |
|---|---|------|-----------|-----------|--------------------|-------|----------|
| 4 | 2 | 1956 | MW Rgnl | Lawrence | Allen Field House | 1955 | 15,200 |
| 4 | 2 | 1958 | MW Rgnl | " | " | | " |
| 4 | 2 | 1959 | MW Rgnl | " | " | | " |
| 4 | 2 | 1961 | MW Rgnl | " | " | | " |
| 4 | 2 | 1963 | MW Rgnl | " | " | | " |
| 4 | 2 | 1967 | MW Rgnl | " | " | | " |
| 4 | 2 | 1970 | MW Rgnl | " | " | | " |
| 2 | 1 | 1976 | MW 1st | " | " | | " |
| 3 | 2 | 1978 | MW Rgnl | " | " | | " |
| 4 | 2 | 1979 | MW 1st-2d | " | " | | " |
| 4 | 2 | 1953 | W-1 Rgnl | Manhattan | Ahearn Field House | 1951 | 12,500 |

| G | S | Year | Round | City | Facility | Built | Capacity |
|---|---|------|-----------|---------|---------------------|-------|----------|
| 4 | 2 | 1955 | W-1 Rgnl | " | " | | " |
| 4 | 2 | 1960 | MW Rgnl | " | " | | " |
| 4 | 2 | 1962 | MW Rgnl | " | " | | " |
| 4 | 2 | 1965 | MW Rgnl | " | " | | " |
| 4 | 2 | 1969 | MW Rgnl | " | " | | " |
| 2 | 1 | 1956 | MW 1st | Wichita | Levitt Arena | 1955 | 10,716 |
| 4 | 2 | 1964 | MW Rgnl | " | " | | 10,666 |
| 2 | 1 | 1966 | MW,W 1st | " | " | | " |
| 4 | 2 | 1968 | MW Rgnl | " | " | | " |
| 4 | 2 | 1971 | MW Rgnl | " | " | | " |
| 2 | 1 | 1973 | MW 1st | " | " | | " |
| 2 | 1 | 1978 | MW 1st | " | " | | " |
| 4 | 2 | 1981 | MW 1st-2d | " | " | | " |
| 6 | 3 | 1994 | MW 1st-2d | " | #Kansas Coliseum | 1978 | 10,086 |
| 6 | 3 | 2018 | 1st-2d | " | #Intrust Bank Arena | 2010 | 15,750 |

KENTUCKY

| G | S | Year | Round | City | Facility | Built | Capacity |
|---|---|------|--------------|---------------|-------------------|-------|----------|
| 2 | 1 | 1965 | ME 1st | Bowling Green | E.A. Diddle Arena | 1963 | 8,500 |
| 4 | 2 | 1980 | ME 1st-2d | " | " | | 12,370 |
| 2 | 1 | 1955 | E-2 1st | Lexington | Memorial Coliseum | 1950 | 11,500 |
| 4 | 2 | 1957 | ME Rgnl | " | " | | " |
| 4 | 2 | 1958 | ME Rgnl | " | " | | " |
| 2 | 1 | 1959 | ME 1st | " | " | | " |
| 2 | 1 | 1960 | ME 1st | " | " | | " |
| 2 | 1 | 1962 | ME 1st | " | " | | " |
| 4 | 2 | 1965 | ME Rgnl | " | " | | " |
| 2 | 1 | 1967 | ME 1st | " | " | | " |
| 4 | 2 | 1968 | ME Rgnl | " | " | | " |
| 2 | 1 | 1975 | ME 1st | " | " | | " |
| 3 | 2 | 1977 | ME Rgnl | " | #Rupp Arena | 1976 | 23,000 |
| 3 | 2 | 1980 | ME Rgnl | " | " | | " |
| 3 | 2 | 1984 | ME Rgnl | " | " | | " |
| 3 | 2 | 1985 | Final Four | " | " | | " |
| 3 | 2 | 1989 | SE Rgnl | " | " | | " |
| 3 | 2 | 1992 | SE Rgnl | " | " | | " |
| 6 | 3 | 1994 | SE 1st-2d | " | " | | 22,564 |
| 3 | 2 | 1996 | SE Rgnl | " | " | | 23,890 |
| 6 | 3 | 1998 | South 1st-2d | " | " | | 22,700 |
| 3 | 2 | 2002 | South Rgnl | " | " | | 22,095 |
| 6 | 3 | 2007 | 1st-2d | " | " | | 21,947 |
| 6 | 3 | 2013 | 2d-3d | " | " | | 23,000 |
| 4 | 2 | 1958 | Final Four | Louisville | #Freedom Hall | 1956 | 17,865 |
| 4 | 2 | 1959 | Final Four | " | " | | 18,750 |
| 4 | 2 | 1960 | ME Rgnl | " | " | | " |
| 6 | 3 | 1961 | ME 1st-Rgnl | " | " | | 18,000 |
| 4 | 2 | 1962 | Final Four | " | " | | " |
| 4 | 2 | 1963 | Final Four | " | " | | " |
| 4 | 2 | 1967 | Final Four | " | " | | 18,800 |
| 4 | 2 | 1969 | Final Four | " | " | | " |
| 3 | 2 | 1976 | MW Rgnl | " | " | | 16,433 |
| 4 | 2 | 1983 | MW 1st-2d | " | " | | 16,613 |
| 3 | 2 | 1987 | SE Rgnl | " | " | | 19,865 |
| 6 | 3 | 1991 | SE 1st-2d | " | " | | 18,946 |
| 6 | 3 | 2012 | 2d-3d | " | #KFC Yum! Center | 2010 | 22,028 |
| 6 | 3 | 2015 | 2d-3d | " | " | | " |
| 3 | 2 | 2016 | S Rgnl | " | " | | 22,090 |
| 3 | 2 | 2019 | S Rgnl | " | " | | " |
| 3 | 2 | 2023 | S Rgnl | " | " | | " |

LOUISIANA

| G | S | Year | Round | City | Facility | Built | Capacity |
|---|---|------|--------------|-------------|---------------------------------------|-------|----------|
| 3 | 2 | 1976 | ME Rgnl | Baton Rouge | Assembly Center | 1971 | 14,327 |
| 2 | 1 | 1977 | ME 1st | " | " | | 14,327 |
| 6 | 3 | 1986 | ME 1st-2d | " | " | | 14,236 |
| 4 | 2 | 1942 | En Rgnl | New Orleans | Tulane Gym (now named Fogelman Arena) | 1933 | 3,000 |
| 3 | 2 | 1981 | MW Rgnl | " | #Louisiana Superdome | 1975 | 64,959 |
| 3 | 2 | 1982 | Final Four | " | " | | " |
| 3 | 2 | 1987 | Final Four | " | " | | " |
| 3 | 2 | 1990 | SE Rgnl | " | " | | " |
| 3 | 2 | 1993 | Final Four | " | " | | 64,151 |
| 6 | 3 | 1999 | MW 1st-2d | " | " | | 24,912 |
| 6 | 3 | 2001 | South 1st-2d | " | " | | " |
| 3 | 2 | 2003 | Final Four | " | " | | 54,432 |
| 3 | 2 | 2012 | Final Four | " | Mercedes-Benz Superdome (name change) | | 73,361 |
| 3 | 2 | 2022 | Final Four | " | Caesars Superdome (name change) | | 74,295 |
| 6 | 3 | 2007 | 1st-2d | " | #New Orleans Arena | 1999 | 18,363 |
| 6 | 3 | 2010 | 1st-2d | " | " | | 18,500 |
| 3 | 2 | 2011 | SE Rgnl | " | " | | 18,318 |

MARYLAND

| G | S | Year | Round | City | Facility | Built | Capacity |
|---|---|------|------------|--------------|------------------|-------|----------|
| 6 | 3 | 1995 | E 1st-2d | Baltimore | #Baltimore Arena | 1962 | 12,959 |
| 4 | 2 | 1962 | E Rgnl | College Park | Cole Field House | 1955 | 14,500 |
| 4 | 2 | 1963 | E Rgnl | " | " | | " |
| 4 | 2 | 1965 | E Rgnl | " | " | | " |
| 4 | 2 | 1966 | Final Four | " | " | | " |
| 4 | 2 | 1967 | E Rgnl | " | " | | " |
| 2 | 1 | 1968 | E 1st | " | " | | " |
| 4 | 2 | 1969 | E Rgnl | " | " | | " |
| 4 | 2 | 1970 | Final Four | " | " | | " |
| 3 | 2 | 1977 | E Rgnl | " | " | | " |
| 6 | 3 | 1991 | E 1st-2d | " | " | | " |
| 6 | 3 | 1994 | E 1st-2d | Landover | #USAir Arena | 1973 | 19,611 |

MASSACHUSETTS

| G | S | Year | Round | City | Facility | Built | Capacity |
|---|---|------|----------|-----------|------------------------------------|-------|----------|
| 6 | 3 | 1999 | E 1st-2d | Boston | #FleetCenter | 1995 | 18,800 |
| 6 | 3 | 2003 | 1st-2d | " | " | | 18,389 |
| 3 | 2 | 2009 | E Rgnl | " | #TD Banknorth Garden (name change) | | 19,169 |
| 3 | 2 | 2012 | E Rgnl | " | #TD Garden (name change) | | 19,308 |
| 3 | 2 | 2018 | E Rgnl | " | " | | 19,580 |
| 6 | 3 | 1992 | E 1st-2d | Worcester | #Centrum | 1983 | 13,452 |
| 6 | 3 | 2005 | 1st-2d | " | " | | 13,008 |

MICHIGAN

| G | S | Year | Round | City | Facility | Built | Capacity |
|---|---|------|------------|--------------|-------------------------|-------|----------|
| 6 | 3 | 1997 | MW 1st-2d | Auburn Hills | #Palace of Auburn Hills | 1988 | 21,020 |
| 3 | 2 | 2000 | MW Rgnl | " | " | | 21,214 |
| 6 | 3 | 2006 | 1st-2d | " | " | | 23,585 |
| 6 | 3 | 2013 | 2d-3d | " | " | | 22,076 |
| 3 | 2 | 2008 | MW Rgnl | Detroit | #Ford Field | 2002 | 78,000 |
| 3 | 2 | 2009 | Final Four | " | " | | 72,500 |
| 6 | 3 | 2018 | 1st-2d | " | Little Caesars Arena | 2017 | 20,491 |
| 4 | 2 | 1963 | ME Rgnl | East Lansing | Jenison Field House | 1940 | 12,500 |
| 3 | 2 | 1988 | MW Rgnl | Pontiac | #Pontiac Silverdome | 1975 | 36,000 |
| 3 | 2 | 1991 | MW Rgnl | " | " | | " |

MINNESOTA

| G | S | Year | Round | City | Facility | Built | Capacity |
|---|---|------|--------|-------------|----------------|-------|----------|
| 2 | 1 | 1951 | CH-N3d | Minneapolis | Williams Arena | 1928 | 18,052 |

| G | S | Year | Round | City | Facility | Built | Capacity |
|---|---|------|------------|------|-------------------------------|-------|----------|
| 4 | 2 | 1964 | ME Rgnl | " | " | | " |
| 6 | 3 | 1986 | MW 1st-2d | " | #Hubert H. Humphrey Metrodome | 1982 | 35,000 |
| 3 | 2 | 1989 | MW Rgnl | " | " | | " |
| 6 | 3 | 1991 | MW 1st-2d | " | " | | " |
| 3 | 2 | 1992 | Final Four | " | " | | " |
| 3 | 2 | 1996 | MW Rgnl | " | " | | " |
| 6 | 3 | 2000 | MW 1st-2d | " | " | | " |
| 3 | 2 | 2001 | Final Four | " | " | | 45,994 |
| 3 | 2 | 2003 | MW Rgnl | " | " | | 38,296 |
| 3 | 2 | 2006 | Rgnl | " | " | | 33,000 |
| 6 | 3 | 2009 | 1st-2d | " | " | | 25,957 |
| 3 | 2 | 2019 | Final Four | " | #U.S. Bank Stadium | 2016 | 73,000 |

MISSOURI

| G | S | Year | Round | City | Facility | Built | Capacity |
|---|---|------|------------|-------------|----------------------------------|-------|----------|
| 5 | 3 | 1940 | Wn Rgnl-CH | Kansas City | #Municipal Auditorium | 1935 | 10,500 |
| 5 | 3 | 1941 | Wn Rgnl-CH | " | " | | " |
| 5 | 3 | 1942 | Wn Rgnl-CH | " | " | | " |
| 4 | 2 | 1943 | Wn Rgnl | " | " | | " |
| 4 | 2 | 1944 | Wn Rgnl | " | " | | " |
| 4 | 2 | 1945 | Wn Rgnl | " | " | | " |
| 4 | 2 | 1946 | Wn Rgnl | " | " | | " |
| 4 | 2 | 1947 | Wn Rgnl | " | " | | " |
| 4 | 2 | 1948 | Wn Rgnl | " | " | | " |
| 4 | 2 | 1949 | Wn Rgnl | " | " | | " |
| 4 | 2 | 1950 | Wn Rgnl | " | " | | " |
| 8 | 4 | 1951 | W 1st-Rgnl | " | " | | " |
| 4 | 2 | 1952 | W-1 Rgnl | " | " | | " |
| 4 | 2 | 1953 | Final Four | " | " | | " |
| 4 | 2 | 1954 | Final Four | " | " | | " |
| 4 | 2 | 1955 | Final Four | " | " | | " |
| 4 | 2 | 1957 | Final Four | " | " | | " |
| 4 | 2 | 1961 | Final Four | " | " | | " |
| 4 | 2 | 1964 | Final Four | " | " | | " |
| 3 | 2 | 1983 | MW Rgnl | " | #Kemper Arena | 1975 | 17,153 |
| 3 | 2 | 1986 | MW Rgnl | " | " | | " |
| 3 | 2 | 1988 | Final Four | " | " | | " |
| 3 | 2 | 1992 | MW Rgnl | " | " | | " |
| 3 | 2 | 1995 | MW Rgnl | " | " | | 16,668 |
| 6 | 3 | 1997 | MW 1st-2d | " | " | | " |
| 6 | 3 | 2001 | MW 1st-2d | " | " | | 17,484 |
| 6 | 3 | 2004 | 1st-2d | " | " | | 17,663 |
| 6 | 3 | 2009 | 1st-2d | " | #Sprint Center | 2007 | 18,381 |
| 6 | 3 | 2013 | 2d-3d | " | " | | 18,972 |
| 3 | 2 | 2017 | MW Rgnl | " | " | | " |
| 3 | 2 | 2019 | MW Rgnl | " | " | | " |
| 3 | 2 | 2023 | MW Rgnl | " | #T-Mobile Center (name change) | | " |
| 4 | 2 | 1973 | Final Four | St. Louis | #St. Louis Arena | 1929 | 18,500 |
| 4 | 2 | 1978 | Final Four | " | #Checkerdome (name change) | | " |
| 3 | 2 | 1982 | MW Rgnl | " | " | | " |
| 3 | 2 | 1984 | MW Rgnl | " | #Arena (name changed back) | | " |
| 3 | 2 | 1993 | MW Rgnl | " | " | | " |
| 3 | 2 | 1998 | MW Rgnl | " | #Kiel Center | 1994 | 22,172 |
| 6 | 3 | 2014 | 2d-3d | " | #Scottrade Center (name change) | | 22,000 |
| 6 | 3 | 2016 | 1st-2d | " | " | | " |
| 3 | 2 | 1999 | MW Rgnl | " | #Trans World Dome | 1995 | 37,542 |
| 6 | 3 | 2002 | 1st-2d | " | " | | 30,000 |
| 3 | 2 | 2004 | Rgnl | " | #Edward Jones Dome (name change) | | 38,459 |
| 3 | 2 | 2005 | Final Four | " | " | | 47,262 |
| 3 | 2 | 2007 | MW Rgnl | " | " | | 40,645 |
| 3 | 2 | 2010 | MW Rgnl | " | " | | " |
| 3 | 2 | 2012 | MW Rgnl | " | " | | 26,265 |

NEBRASKA

| G | S | Year | Round | City | Facility | Built | Capacity |
|---|---|------|-----------|---------|---|-------|----------|
| 4 | 2 | 1980 | MW 1st-2d | Lincoln | Bob Devaney Sports Center | 1976 | 14,478 |
| 4 | 2 | 1984 | MW 1st-2d | " | " | | " |
| 6 | 3 | 1988 | MW 1st-2d | " | " | | " |
| 2 | 1 | 1977 | MW 1st | Omaha | #Omaha Civic Auditorium | 1954 | 9,373 |
| 6 | 3 | 2008 | 1st-2d | " | #Qwest Center Omaha | 2003 | 17,137 |
| 6 | 3 | 2012 | 2d-3d | " | #CenturyLink Center Omaha (name change) | | 17,301 |
| 6 | 3 | 2015 | 2d-3d | " | " | | " |
| 3 | 2 | 2018 | MW Rgnl | " | " | | 18,320 |

NEW JERSEY

| G | S | Year | Round | City | Facility | Built | Capacity |
|---|---|------|------------|-----------------|---|-------|----------|
| 4 | 2 | 1984 | E 1st-2d | East Rutherford | #Meadowlands Arena | 1981 | 20,149 |
| 3 | 2 | 1986 | E Rgnl | " | " | | " |
| 3 | 2 | 1987 | E Rgnl | " | " | | " |
| 3 | 2 | 1988 | E Rgnl | " | " | | " |
| 3 | 2 | 1989 | E Rgnl | " | " | | " |
| 3 | 2 | 1990 | E Rgnl | " | " | | " |
| 3 | 2 | 1991 | E Rgnl | " | " | | " |
| 3 | 2 | 1993 | E Rgnl | " | " | | " |
| 3 | 2 | 1995 | E Rgnl | " | " | | 19,761 |
| 3 | 2 | 1996 | Final Four | " | #Continental Airlines Arena (name change) | | 19,229 |
| 3 | 2 | 1999 | E Rgnl | " | " | | 19,557 |
| 3 | 2 | 2004 | E Rgnl | " | " | | " |
| 3 | 2 | 2007 | E Rgnl | " | " | | " |
| 3 | 2 | 2011 | E Rgnl | Newark | #Prudential Center | 2007 | 19,973 |
| 1 | 1 | 1970 | E 1st | Princeton | Jadwin Gymnasium | 1969 | 7,550 |
| 1 | 1 | 1972 | E 1st | " | " | | " |

NEW MEXICO

| G | S | Year | Round | City | Facility | Built | Capacity |
|---|---|------|------------|-------------|---------------------|-------|----------|
| 4 | 2 | 1968 | W Rgnl | Albuquerque | University Arena | 1966 | 14,831 |
| 3 | 2 | 1978 | W Rgnl | " | " | | 17,126 |
| 3 | 2 | 1983 | Final Four | " | " | | " |
| 6 | 3 | 1985 | W 1st-2d | " | " | | " |
| 3 | 2 | 1992 | W Rgnl | " | " | | " |
| 6 | 3 | 1996 | W 1st-2d | " | " | | " |
| 3 | 2 | 2000 | W Rgnl | " | " | | 16,004 |
| 6 | 3 | 2002 | 1st-2d | " | " | | 15,868 |
| 3 | 2 | 2005 | Rgnl | " | " | | 15,763 |
| 6 | 3 | 2012 | 2d-3d | " | " | | 13,893 |
| 1 | 1 | 1959 | W 1st | Las Cruces | Las Cruces HS Gym | 1958 | 5,000 |
| 2 | 1 | 1969 | W 1st | " | Pan American Center | 1968 | 13,222 |
| 2 | 1 | 1972 | MW 1st | " | " | | " |
| 4 | 2 | 1975 | MW Rgnl | " | " | | " |

NEW YORK

| G | S | Year | Round | City | Facility | Built | Capacity |
|---|---|------|----------|---------|------------------------------------|-------|----------|
| 6 | 3 | 1995 | E 1st-2d | Albany | #Knickerbocker Arena | 1990 | 14,820 |
| 3 | 2 | 2003 | E Rgnl | " | #Pepsi Arena (name change) | | 15,229 |
| 6 | 3 | 2023 | 1st-2d | " | #MVP Arena (name change) | | " |
| 2 | 1 | 1954 | E-1 1st | Buffalo | #Buffalo Memorial Auditorium | 1936 | 13,900 |
| 6 | 3 | 2000 | E 1st-2d | " | #Marine Midland Arena | 1996 | 19,357 |
| 6 | 3 | 2004 | 1st-2d | " | HSBC Arena (name change) | | 18,704 |
| 6 | 3 | 2007 | 1st-2d | " | " | | " |
| 6 | 3 | 2010 | 1st-2d | " | " | | 19,200 |
| 6 | 3 | 2014 | 2d-3d | " | First Niagara Center (name change) | | 19,200 |
| 6 | 3 | 2017 | 1st-2d | " | " | | " |
| 6 | 3 | 2022 | 1st-2d | " | KeyBank Center (name change) | | 19,070 |
| 1 | 1 | 1970 | E 1st | Jamaica | Alumni Hall | 1962 | 6,000 |
| 1 | 1 | 1971 | E 1st | " | " | | " |

| G | S | Year | Round | City | Facility | Built | Capacity |
|---|---|------|----------------|---------------|------------------------|-------|----------|
| 1 | 1 | 1972 | E 1st | " | " | | " |
| 1 | 1 | 1973 | E 1st | " | " | | " |
| 1 | 1 | 1974 | E 1st | " | " | | " |
| 6 | 3 | 2016 | 1st-2d | New York City | #Barclays Center | 2012 | 18,103 |
| 5 | 3 | 1943 | En Rgnl-CH | " | #Madison Square Garden | 1925 | 18,479 |
| 5 | 3 | 1944 | En Rgnl-CH | " | " | | " |
| 5 | 3 | 1945 | En Rgnl-CH | " | " | | " |
| 6 | 3 | 1946 | En Rgnl-CH-N3d | " | " | | " |
| 6 | 3 | 1947 | En Rgnl-CH-N3d | " | " | | " |
| 6 | 3 | 1948 | En Rgnl-CH-N3d | " | " | | " |
| 4 | 2 | 1949 | En Rgnl | " | " | | " |
| 6 | 3 | 1950 | En Rgnl-CH-N3d | " | " | | " |
| 6 | 3 | 1951 | E 1st-Rgnl | " | " | | " |
| 3 | 1 | 1955 | E-1 1st TH | " | " | | " |
| 4 | 2 | 1956 | E 1st | " | " | | " |
| 3 | 1 | 1957 | E 1st TH | " | " | | " |
| 3 | 1 | 1958 | E 1st TH | " | " | | " |
| 3 | 1 | 1959 | E 1st TH | " | " | | " |
| 3 | 1 | 1960 | E 1st TH | " | " | | " |
| 3 | 1 | 1961 | E 1st TH | " | " | | " |
| 3 | 2 | 2014 | E Rgnl | " | " | | 19,812 |
| 3 | 2 | 2017 | E Rgnl | " | " | | 20,789 |
| 3 | 2 | 2023 | E Rgnl | " | " | | 19,500 |
| 3 | 2 | 1983 | E Rgnl | Syracuse | Carrier Dome | 1980 | 33,000 |
| 6 | 3 | 1986 | E 1st-2d | " | " | | " |
| 6 | 3 | 1987 | E 1st-2d | " | " | | " |
| 6 | 3 | 1991 | E 1st-2d | " | " | | " |
| 6 | 3 | 1993 | E 1st-2d | " | " | | " |
| 3 | 2 | 1997 | E Rgnl | " | " | | 32,048 |
| 3 | 2 | 2000 | E Rgnl | " | " | | 31,805 |
| 3 | 2 | 2002 | E Rgnl | " | " | | " |
| 3 | 2 | 2005 | Rgnl | " | " | | " |
| 3 | 2 | 2010 | E Rgnl | " | " | | " |
| 3 | 2 | 2015 | E Rgnl | " | " | | " |
| 4 | 2 | 1982 | E 1st-2d | Uniondale | #Nassau Coliseum | 1972 | 16,547 |
| 6 | 3 | 1994 | E 1st-2d | " | " | | 15,510 |
| 6 | 3 | 2001 | E 1st-2d | " | " | | 16,115 |

NEVADA

| G | S | Year | Round | City | Facility | Built | Capacity |
|---|---|------|--------|-----------|-----------------|-------|----------|
| 3 | 2 | 2023 | W Rgnl | Las Vegas | #T-Mobile Arena | 2016 | 18,000 |

NORTH CAROLINA

| G | S | Year | Round | City | Facility | Built | Capacity |
|---|---|------|------------|-------------|------------------------|-------|----------|
| 6 | 3 | 1988 | E 1st-2d | Chapel Hill | Dean E. Smith Center | 1986 | 21,444 |
| 4 | 2 | 1958 | E Rgnl | Charlotte | #Charlotte Coliseum I | 1951 | 11,666 |
| 4 | 2 | 1959 | E Rgnl | " | " | | " |
| 4 | 2 | 1960 | E Rgnl | " | " | | " |
| 4 | 2 | 1961 | E Rgnl | " | " | | " |
| 4 | 2 | 1973 | E Rgnl | " | " | | " |
| 2 | 1 | 1975 | E 1st | " | " | | " |
| 2 | 1 | 1976 | E 1st | " | " | | " |
| 2 | 1 | 1978 | E 1st | " | " | | " |
| 4 | 2 | 1981 | E 1st-2d | " | " | | " |
| 4 | 2 | 1982 | E 1st-2d | " | " | | " |
| 4 | 2 | 1984 | E 1st-2d | " | " | | " |
| 6 | 3 | 1986 | SE 1st-2d | " | " | | " |
| 6 | 3 | 1987 | E 1st-2d | " | " | | " |
| 3 | 2 | 1991 | SE Rgnl | " | #Charlotte Coliseum II | 1988 | 23,339 |
| 3 | 2 | 1993 | SE Rgnl | " | " | | " |
| 3 | 2 | 1994 | Final Four | " | " | | 22,876 |
| 6 | 3 | 1997 | SE 1st-2d | " | " | | 22,806 |

| G | S | Year | Round | City | Facility | Built | Capacity |
|---|---|------|------------|---------------|---|-------|----------|
| 6 | 3 | 1999 | E 1st-2d | " | " | | " |
| 6 | 3 | 2005 | 1st-2d | " | " | | 23,207 |
| 3 | 2 | 2008 | E Rgnl | " | #Charlotte Bobcats Arena | 2005 | 19,092 |
| 6 | 3 | 2011 | 2d-3d | " | Time Warner Cable Arena (name change) | | 18,980 |
| 6 | 3 | 2015 | 2d-3d | " | " | | " |
| 6 | 3 | 2018 | 1st-2d | " | Spectrum Center (name change) | | 20,200 |
| 1 | 1 | 1954 | E-1 1st | Durham | Cameron Indoor Stadium | 1939 | 8,564 |
| 4 | 2 | 1974 | Final Four | Greensboro | #Greensboro Coliseum | 1959 | 16,000 |
| 3 | 2 | 1976 | E Rgnl | " | " | | " |
| 3 | 2 | 1979 | E Rgnl | " | " | | " |
| 4 | 2 | 1980 | E 1st-2d | " | " | | " |
| 4 | 2 | 1983 | E 1st-2d | " | " | | " |
| 6 | 3 | 1986 | E 1st-2d | " | " | | " |
| 6 | 3 | 1989 | E 1st-2d | " | " | | " |
| 6 | 3 | 1992 | E 1st-2d | " | " | | " |
| 3 | 2 | 1998 | E Rgnl | " | " | | 23,235 |
| 6 | 3 | 2001 | E 1st-2d | " | " | | " |
| 6 | 3 | 2006 | 1st-2d | " | " | | 22,447 |
| 6 | 3 | 2009 | 1st-2d | " | " | | 22,404 |
| 6 | 3 | 2012 | 2d-3d | " | " | | 18,706 |
| 6 | 3 | 2023 | 1st-2d | " | " | | 22,000 |
| 2 | 1 | 1951 | E 1st | Raleigh | William Neal Reynolds Coliseum | 1949 | 12,400 |
| 4 | 2 | 1952 | E-1 Rgnl | " | " | | " |
| 4 | 2 | 1953 | E-1 Rgnl | " | " | | " |
| 4 | 2 | 1964 | E Rgnl | " | " | | " |
| 4 | 2 | 1966 | E Rgnl | " | " | | " |
| 4 | 2 | 1968 | E Rgnl | " | " | | " |
| 2 | 1 | 1969 | E 1st | " | " | | " |
| 4 | 2 | 1971 | E Rgnl | " | " | | " |
| 4 | 2 | 1974 | E Rgnl | " | " | | " |
| 2 | 1 | 1977 | E 1st | " | " | | " |
| 4 | 2 | 1979 | E 1st-2d | " | " | | " |
| 3 | 2 | 1982 | E Rgnl | " | " | | " |
| 6 | 3 | 2004 | 1st-2d | " | #RBC Center | 1999 | 19,722 |
| 6 | 3 | 2008 | 1st-2d | " | " | | 19,477 |
| 6 | 3 | 2014 | 2d-3d | " | PNC Arena (name change) | | 19,477 |
| 6 | 3 | 2016 | 1st-2d | " | " | | 19,722 |
| 6 | 3 | 1993 | E 1st-2d | Winston-Salem | #Lawrence Joel Veterans Memorial Coliseum | 1989 | 14,407 |
| 6 | 3 | 1997 | E 1st-2d | " | " | | 14,368 |
| 6 | 3 | 2000 | E 1st-2d | " | " | | 14,252 |
| 6 | 3 | 2007 | 1st-2d | " | " | | 14,148 |

OHIO

| G | S | Year | Round | City | Facility | Built | Capacity |
|---|---|------|-----------|------------|----------------------------|-------|----------|
| 3 | 2 | 1979 | MW Rgnl | Cincinnati | #Riverfront Coliseum | 1975 | 16,562 |
| 3 | 2 | 1987 | MW Rgnl | " | " | | " |
| 6 | 3 | 1988 | SE 1st-2d | " | " | | " |
| 6 | 3 | 1992 | SE 1st-2d | " | " | | " |
| 6 | 3 | 2000 | MW 1st-2d | Cleveland | CSU Convocation Center | 1991 | 13,374 |
| 6 | 3 | 2005 | 1st-2d | " | " | | 13,311 |
| 6 | 3 | 2011 | 2d-3d | " | Quicken Loans Arena | 1994 | 20,164 |
| 3 | 2 | 2015 | MW Rgnl | " | " | | " |
| 2 | 1 | 1957 | ME 1st | Columbus | St. John Arena | 1956 | 13,489 |
| 4 | 2 | 1970 | ME Rgnl | " | " | | " |
| 6 | 3 | 2004 | 1st-2d | " | #Nationwide Arena | 2000 | 19,588 |
| 6 | 3 | 2007 | 1st-2d | " | " | | 19,916 |
| 6 | 3 | 2012 | 2d-3d | " | " | | 19,483 |
| 6 | 3 | 2015 | 2d-3d | " | " | | " |
| 6 | 3 | 2019 | 1st-2d | " | " | | 19,500 |
| 6 | 3 | 2023 | 1st-2d | " | " | | " |
| 2 | 1 | 1970 | ME 1st | Dayton | University of Dayton Arena | 1969 | 13,455 |
| 4 | 2 | 1972 | ME Rgnl | " | " | | " |

| G | S | Year | Round | City | Facility | Built | Capacity |
|----|---|------|---------------|------|--------------------|-------|----------|
| 2 | 1 | 1973 | ME 1st | " | " | | " |
| 4 | 2 | 1975 | ME Rgnl | " | " | | " |
| 2 | 1 | 1976 | ME 1st | " | " | | " |
| 3 | 2 | 1978 | ME Rgnl | " | " | | " |
| 4 | 2 | 1981 | ME 1st-2d | " | " | | " |
| 2 | 1 | 1983 | OR | " | " | | " |
| 2 | 1 | 1984 | OR | " | " | | " |
| 6 | 3 | 1985 | SE 1st-2d | " | " | | " |
| 6 | 3 | 1986 | MW 1st-2d | " | " | | " |
| 6 | 3 | 1991 | MW 1st-2d | " | " | | " |
| 6 | 3 | 1992 | MW 1st-2d | " | " | | " |
| 6 | 3 | 1995 | MW 1st-2d | " | " | | " |
| 7 | 4 | 2001 | MW OR, 1st-2d | " | " | | " |
| 1 | 1 | 2002 | OR | " | " | | 12,837 |
| 1 | 1 | 2003 | OR | " | " | | " |
| 1 | 1 | 2004 | OR | " | " | | " |
| 1 | 1 | 2005 | OR | " | " | | " |
| 7 | 4 | 2006 | OR, 1st-2d | " | " | | 12,945 |
| 1 | 1 | 2007 | OR | " | " | | " |
| 1 | 1 | 2008 | OR | " | " | | 12,837 |
| 7 | 4 | 2009 | OR, 1st-2d | " | " | | 12,591 |
| 1 | 1 | 2010 | OR | " | " | | " |
| 4 | 2 | 2011 | 1st | " | " | | 13,200 |
| 4 | 2 | 2012 | 1st | " | " | | 12,879 |
| 10 | 5 | 2013 | 1st-2d-3d | " | " | | 13,266 |
| 4 | 2 | 2014 | 1st | " | " | | " |
| 4 | 2 | 2015 | 1st | " | " | | " |
| 4 | 2 | 2016 | OR | " | " | | 13,435 |
| 4 | 2 | 2017 | OR | " | " | | " |
| 4 | 2 | 2018 | OR | " | " | | " |
| 4 | 2 | 2019 | OR | " | " | | " |
| 4 | 2 | 2022 | OR | " | " | | " |
| 4 | 2 | 2023 | OR | " | " | | 13,409 |
| 2 | 1 | 1966 | ME 1st | Kent | Memorial Gymnasium | 1950 | 6,034 |
| 2 | 1 | 1968 | ME 1st | " | " | | " |

OKLAHOMA

| G | S | Year | Round | City | Facility | Built | Capacity |
|---|---|------|-----------|---------------|---------------------------------------|-------|----------|
| 1 | 1 | 1955 | W-1 1st | El Reno | Thunderbird Coliseum | 1954 | 4,000 |
| 2 | 1 | 1977 | MW 1st | Norman | Lloyd Noble Center | 1975 | 10,871 |
| 1 | 1 | 1957 | MW 1st | Oklahoma City | Capitol Hill HS Arena | 1953 | 4,000 |
| 3 | 2 | 1977 | MW Rgnl | " | #Myriad Convention Center | 1974 | 15,200 |
| 6 | 3 | 1994 | MW 1st-2d | " | " | | 13,268 |
| 6 | 3 | 1998 | MW 1st-2d | " | " | | " |
| 6 | 3 | 2003 | 1st-2d | " | #Ford Center | 2002 | 18,462 |
| 6 | 3 | 2005 | 1st-2d | " | " | | 18,567 |
| 6 | 3 | 2010 | 1st-2d | " | " | | 18,203 |
| 6 | 3 | 2016 | 1st-2d | " | Chesapeake Energy Arena (name change) | | " |
| 4 | 2 | 1954 | W-1 Rgnl | Stillwater | Gallagher Hall | 1938 | 7,400 |
| 1 | 1 | 1958 | MW 1st | " | " | | " |
| 4 | 2 | 1974 | MW Rgnl | Tulsa | Mabee Center | 1972 | 10,575 |
| 2 | 1 | 1975 | MW 1st | " | " | | " |
| 2 | 1 | 1978 | MW 1st | " | " | | " |
| 4 | 2 | 1982 | MW 1st-2d | " | " | | " |
| 6 | 3 | 1985 | MW 1st-2d | " | " | | " |
| 6 | 3 | 2011 | 2d-3d | " | #BOK Center | 2008 | 17,966 |
| 6 | 3 | 2017 | 1st-2d | " | " | | 19,199 |
| 6 | 3 | 2019 | 1st-2d | " | " | | " |

OREGON

| G | S | Year | Round | City | Facility | Built | Capacity |
|---|---|------|----------|-----------|---------------|-------|----------|
| 4 | 2 | 1952 | W-2 Rgnl | Corvallis | Gill Coliseum | 1949 | 10,000 |

| G | S | Year | Round | City | Facility | Built | Capacity |
|---|---|------|---------------|----------|---|-------|----------|
| 4 | 2 | 1953 | W-2 Rgnl | " | " | | " |
| 6 | 3 | 1954 | W -2 1st-Rgnl | " | " | | " |
| 4 | 2 | 1955 | W-2 Rgnl | " | " | | " |
| 4 | 2 | 1956 | FW Rgnl | " | " | | " |
| 4 | 2 | 1957 | W Rgnl | " | " | | " |
| 1 | 1 | 1960 | W 1st | " | " | | " |
| 2 | 1 | 1962 | W 1st | " | " | | " |
| 4 | 2 | 1964 | W Rgnl | " | " | | " |
| 4 | 2 | 1967 | W Rgnl | " | " | | " |
| 4 | 2 | 1983 | W 1st-2d | " | " | | " |
| 2 | 1 | 1963 | W 1st | Eugene | McArthur Court | 1926 | 10,099 |
| 2 | 1 | 1964 | W 1st | " | " | | " |
| 2 | 1 | 1976 | W 1st | " | " | | " |
| 2 | 1 | 1978 | W 1st | " | " | | " |
| 1 | 1 | 1959 | W 1st | Portland | #Pacific International Livestock Pavilion | 1919 | 4,200 |
| 6 | 3 | 1961 | W 1st-Rgnl | " | #Memorial Coliseum | 1960 | 12,666 |
| 4 | 2 | 1965 | Final Four | " | " | | " |
| 4 | 2 | 1975 | W Rgnl | " | " | | " |
| 6 | 3 | 2009 | 1st-2d | " | #Rose Garden | 1995 | 19,570 |
| 6 | 3 | 2012 | 2d-3d | " | " | | 19,783 |
| 6 | 3 | 2015 | 2d-3d | " | Moda Center (name change) | | " |
| 6 | 3 | 2022 | 1st-2d | " | " | | 19,393 |

PENNSYLVANIA

| G | S | Year | Round | City | Facility | Built | Capacity |
|---|---|------|------------|--------------|-----------------------------------|-------|----------|
| 3 | 2 | 1939 | En Rgnl | Philadelphia | Palestra | 1927 | 9,200 |
| 2 | 1 | 1953 | E-1 1st | " | " | | " |
| 4 | 2 | 1954 | E-1 Rgnl | " | " | | " |
| 4 | 2 | 1955 | E-1 Rgnl | " | " | | " |
| 4 | 2 | 1956 | E Rgnl | " | " | | " |
| 4 | 2 | 1957 | E Rgnl | " | " | | " |
| 3 | 1 | 1962 | E 1st TH | " | " | | " |
| 3 | 1 | 1963 | E 1st TH | " | " | | " |
| 3 | 1 | 1964 | E 1st TH | " | " | | " |
| 3 | 1 | 1965 | E 1st TH | " | " | | " |
| 1 | 1 | 1970 | E 1st | " | " | | " |
| 1 | 1 | 1971 | E 1st | " | " | | " |
| 1 | 1 | 1973 | E 1st | " | " | | " |
| 1 | 1 | 1974 | E 1st | " | " | | " |
| 2 | 1 | 1975 | E 1st | " | " | | " |
| 2 | 1 | 1977 | E 1st | " | " | | " |
| 2 | 1 | 1978 | E 1st | " | " | | " |
| 2 | 1 | 1983 | OR | " | " | | " |
| 3 | 1 | 1984 | OR TH | " | " | | " |
| 4 | 2 | 1976 | Final Four | " | #Spectrum | 1967 | 17,937 |
| 3 | 2 | 1980 | E Rgnl | " | " | | " |
| 4 | 2 | 1981 | Final Four | " | " | | " |
| 3 | 2 | 1992 | E Rgnl | " | " | | " |
| 3 | 2 | 2001 | E Rgnl | " | #First Union Center | 1996 | 20,060 |
| 6 | 3 | 2006 | 1st-2d | " | #Wachovia Center (name change) | | 19,990 |
| 6 | 3 | 2009 | 1st-2d | " | " | | 18,178 |
| 6 | 3 | 2013 | 2d-3d | " | #Wells Fargo Center (name change) | | 20,328 |
| 3 | 2 | 2016 | E Rgnl | " | " | | " |
| 3 | 2 | 2022 | E Rgnl | " | " | | " |
| 6 | 3 | 1997 | E 1st-2d | Pittsburgh | #Civic Arena | 1961 | 17,509 |
| 6 | 3 | 2002 | 1st-2d | " | #Mellon Arena (name change) | | 16,960 |
| 6 | 3 | 2012 | 2d-3d | " | #Consol Energy Center | 2010 | 18,608 |
| 6 | 3 | 2015 | 2d-3d | " | " | | 18,762 |
| 6 | 3 | 2018 | 1st-2d | " | PPG Paints Arena (name change) | | 19,758 |
| 6 | 3 | 2022 | 1st-2d | " | " | | " |

RHODE ISLAND

| G | S | Year | Round | City | Facility | Built | Capacity |
|---|---|------|----------|------------|-------------------------------------|-------|----------|
| 1 | 1 | 1967 | E 1st | Kingston | Keaney Gymnasium | 1953 | 5,000 |
| 1 | 1 | 1968 | E 1st | " | " | | " |
| 1 | 1 | 1969 | E 1st | " | " | | " |
| 4 | 2 | 1975 | E Rgnl | Providence | #Providence Civic Center | 1972 | 12,155 |
| 2 | 1 | 1976 | E 1st | " | " | | " |
| 3 | 2 | 1978 | E Rgnl | " | " | | " |
| 2 | 1 | 1979 | E 2d | " | " | | " |
| 4 | 2 | 1980 | E 1st-2d | " | " | | " |
| 4 | 2 | 1981 | E 1st-2d | " | " | | " |
| 3 | 2 | 1985 | E Rgnl | " | " | | " |
| 6 | 3 | 1989 | E 1st-2d | " | " | | 13,100 |
| 6 | 3 | 1996 | E 1st-2d | " | " | | 11,931 |
| 6 | 3 | 2010 | 1st-2d | " | Dunkin' Donuts Center (name change) | | 13,106 |
| 6 | 3 | 2016 | 1st-2d | " | " | | 12,400 |

SOUTH CAROLINA

| G | S | Year | Round | City | Facility | Built | Capacity |
|---|---|------|--------|------------|---|-------|----------|
| 4 | 2 | 1970 | E Rgnl | Columbia | Carolina Coliseum | 1968 | 12,401 |
| 6 | 3 | 2002 | 1st-2d | Greenville | #BI-LO Center | 1998 | 13,998 |
| 6 | 3 | 2017 | 1st-2d | " | #Bon Secours Wellness Arena (name change) | | 15,951 |
| 6 | 3 | 2022 | 1st-2d | " | " | | " |

TENNESSEE

| G | S | Year | Round | City | Facility | Built | Capacity |
|---|---|------|--------------|--------------|---------------------------------|-------|----------|
| 2 | 1 | 1972 | ME 1st | Knoxville | Stokely Athletics Center | 1966 | 12,700 |
| 2 | 1 | 1978 | ME 1st | " | " | | " |
| 3 | 2 | 1983 | ME Rgnl | " | " | | " |
| 6 | 3 | 1990 | SE 1st-2d | " | Thompson-Boling Arena | 1987 | 24,535 |
| 3 | 2 | 1994 | SE Rgnl | " | " | | 23,291 |
| 3 | 2 | 1999 | South Rgnl | " | " | | 24,385 |
| 4 | 2 | 1984 | MW 1st-2d | Memphis | #Mid-South Coliseum | 1975 | 11,200 |
| 6 | 3 | 1995 | SE 1st-2d | " | The Pyramid | 1991 | 20,142 |
| 6 | 3 | 1997 | SE 1st-2d | " | " | | " |
| 6 | 3 | 2001 | South 1st-2d | " | " | | " |
| 3 | 2 | 2009 | S Rgnl | " | #FedEx Forum | 2004 | 17,663 |
| 3 | 2 | 2014 | S Rgnl | " | " | | 18,119 |
| 3 | 2 | 2017 | S Rgnl | " | " | | " |
| 4 | 2 | 1979 | ME 1st-2d | Murfreesboro | Murphy Athletic Center | 1972 | 11,520 |
| 4 | 2 | 1973 | ME Rgnl | Nashville | Memorial Gymnasium | 1952 | 15,626 |
| 4 | 2 | 1982 | ME 1st-2d | " | " | | " |
| 6 | 3 | 1989 | SE 1st-2d | " | " | | " |
| 6 | 3 | 1993 | SE 1st-2d | " | " | | " |
| 6 | 3 | 2000 | S 1st-2d | " | #Gaylord Entertainment Center | 1996 | 17,297 |
| 6 | 3 | 2003 | 1st-2d | " | " | | 17,484 |
| 6 | 3 | 2005 | 1st-2d | " | " | | 17,286 |
| 6 | 3 | 2012 | 2d-3d | " | Bridgestone Arena (name change) | | 17,554 |
| 6 | 3 | 2018 | 1st-2d | " | " | | 19,395 |

TEXAS

| G | S | Year | Round | City | Facility | Built | Capacity |
|---|---|------|------------|-----------|-----------------------------|-------|----------|
| 3 | 2 | 2013 | S Rgnl | Arlington | #Cowboys Stadium | 2009 | 42,614 |
| 3 | 2 | 2014 | Final Four | " | #AT&T Stadium (name change) | 2009 | 77,122 |
| 4 | 2 | 1981 | MW 1st-2d | Austin | Frank Erwin Center | 1977 | 16,231 |
| 6 | 3 | 1990 | MW 1st-2d | " | " | | " |
| 6 | 3 | 1995 | MW 1st-2d | " | " | | 16,042 |
| 3 | 2 | 2000 | S Rgnl | " | " | | 16,731 |
| 3 | 2 | 2005 | Rgnl | " | " | | 16,239 |
| 6 | 3 | 2013 | 2d-3d | " | " | | 16,540 |
| 4 | 2 | 1957 | MW Rgnl | Dallas | Moody Coliseum | 1956 | 9,007 |
| 2 | 1 | 1962 | MW 1st | " | " | | " |

| G | S | Year | Round | City | Facility | Built | Capacity |
|---|---|------|------------|-------------|---------------------------|-------|----------|
| 2 | 1 | 1964 | MW 1st | " | " | | " |
| 2 | 1 | 1979 | MW 2d | " | " | | " |
| 4 | 2 | 1982 | MW 1st-2d | " | #Reunion Arena | 1980 | 17,000 |
| 3 | 2 | 1985 | MW Rgnl | " | " | | " |
| 3 | 2 | 1986 | Final Four | " | " | | " |
| 6 | 3 | 1989 | MW 1st-2d | " | " | | " |
| 3 | 2 | 1990 | MW Rgnl | " | " | | " |
| 3 | 2 | 1994 | MW Rgnl | " | " | | 16,240 |
| 6 | 3 | 1996 | MW 1st-2d | " | " | | 16,379 |
| 6 | 3 | 2002 | 1st-2d | " | #American Airlines Center | 2001 | 19,134 |
| 6 | 3 | 2006 | 1st-2d | " | " | | " |
| 6 | 3 | 2018 | 1st-2d | " | " | | 19,020 |
| 2 | 1 | 1974 | MW 1st | Denton | North Texas Coliseum | 1973 | 10,000 |
| 2 | 1 | 1976 | MW 1st | " | " | | " |
| 4 | 2 | 1980 | MW 1st-2d | " | " | | " |
| 4 | 2 | 1981 | W 1st-2d | El Paso | Special Events Center | 1977 | 12,000 |
| 2 | 1 | 1969 | MW 1st | Fort Worth | Daniel-Meyer Coliseum | 1961 | 7,166 |
| 2 | 1 | 1970 | MW 1st | " | " | | " |
| 6 | 3 | 2022 | 1st-2d | " | #Dickies Arena | 2019 | 13,550 |
| 1 | 1 | 1961 | MW 1st | Houston | Delmar Field House | 1960 | 5,300 |
| 4 | 2 | 1971 | Final Four | " | #Astrodome | 1965 | 31,765 |
| 2 | 1 | 1971 | MW 1st | " | Hofheinz Pavilion | 1969 | 10,066 |
| 4 | 2 | 1973 | MW Rgnl | " | " | | " |
| 6 | 3 | 1985 | MW 1st-2d | " | " | | " |
| 3 | 2 | 1980 | MW Rgnl | " | #The Summit | 1975 | 16,016 |
| 4 | 2 | 1983 | MW 1st-2d | " | " | | " |
| 3 | 2 | 1986 | W Rgnl | " | " | | " |
| 3 | 2 | 2008 | S Rgnl | " | #Reliant Stadium | 2002 | 71,500 |
| 3 | 2 | 2010 | S Rgnl | " | " | | " |
| 3 | 2 | 2011 | Final Four | " | " | | 76,995 |
| 3 | 2 | 2015 | S Rgnl | " | NRG Stadium (name change) | | " |
| 3 | 2 | 2016 | Final Four | " | " | | " |
| 3 | 2 | 2023 | Final Four | " | " | | " |
| 2 | 1 | 1963 | MW 1st | Lubbock | Lubbock Memorial Coliseum | 1956 | 8,174 |
| 2 | 1 | 1965 | MW 1st | " | " | | " |
| 4 | 2 | 1966 | MW Rgnl | " | " | | " |
| 2 | 1 | 1975 | MW 1st | " | " | | " |
| 3 | 2 | 1997 | MW Rgnl | San Antonio | #Alamodome | 1993 | 41,250 |
| 3 | 2 | 1998 | Final Four | " | " | | 40,509 |
| 3 | 2 | 2001 | MW Rgnl | " | " | | " |
| 3 | 2 | 2003 | S Rgnl | " | " | | 38,329 |
| 3 | 2 | 2004 | Final Four | " | " | | 44,468 |
| 3 | 2 | 2007 | S Rgnl | " | " | | 30,800 |
| 3 | 2 | 2008 | Final Four | " | " | | 43,718 |
| 3 | 2 | 2011 | SW Rgnl | " | " | | 22,630 |
| 3 | 2 | 2018 | Final Four | " | " | | 72,000 |
| 6 | 3 | 2014 | 2d-3d | " | AT&T Center | 2002 | 18,581 |
| 3 | 2 | 2022 | S Rgnl | " | " | | 19,217 |

UTAH

| G | S | Year | Round | City | Facility | Built | Capacity |
|---|---|------|----------|-------|---------------------------------|-------|----------|
| 2 | 1 | 1971 | W 1st | Logan | Dee Glen Smith Spectrum | 1970 | 10,270 |
| 2 | 1 | 1973 | W 1st | " | " | | " |
| 4 | 2 | 1982 | W 1st-2d | " | " | | " |
| 4 | 2 | 1980 | W 1st-2d | Ogden | Dee Event Center | 1977 | 11,592 |
| 3 | 2 | 1983 | W Rgnl | " | " | | " |
| 6 | 3 | 1986 | W 1st-2d | " | " | | " |
| 6 | 3 | 1994 | W 1st-2d | " | " | | " |
| 1 | 1 | 1960 | W 1st | Provo | George Albert Smith Field House | 1951 | 10,500 |
| 4 | 2 | 1962 | W Rgnl | " | " | | " |
| 4 | 2 | 1963 | W Rgnl | " | " | | " |
| 4 | 2 | 1965 | W Rgnl | " | " | | " |

| G | S | Year | Round | City | Facility | Built | Capacity |
|---|---|------|------------|----------------|--|-------|----------|
| 2 | 1 | 1970 | W 1st | " | " | | " |
| 4 | 2 | 1972 | W Rgnl | " | Marriott Center | 1971 | 22,700 |
| 3 | 2 | 1977 | W Rgnl | " | " | | " |
| 3 | 2 | 1979 | W Rgnl | " | " | | " |
| 3 | 2 | 1982 | W Rgnl | " | " | | " |
| 2 | 1 | 1968 | MW,W 1st | Salt Lake City | Nielsen Field House | 1940 | 5,000 |
| 4 | 2 | 1971 | W Rgnl | " | Special Events Center | 1969 | 15,000 |
| 4 | 2 | 1979 | Final Four | " | " | | " |
| 3 | 2 | 1981 | W Rgnl | " | " | | " |
| 4 | 2 | 1984 | W 1st-2d | " | " | | " |
| 6 | 3 | 1985 | W 1st-2d | " | " | | " |
| 6 | 3 | 1987 | W 1st-2d | " | " | | " |
| 6 | 3 | 1988 | W 1st-2d | " | Jon M. Huntsman Center (name change) | | " |
| 6 | 3 | 1990 | W 1st-2d | " | " | | " |
| 6 | 3 | 1991 | W 1st-2d | " | " | | " |
| 6 | 3 | 1993 | W 1st-2d | " | " | | " |
| 6 | 3 | 1995 | W 1st-2d | " | " | | 14,910 |
| 6 | 3 | 1997 | W 1st-2d | " | " | | 14,925 |
| 6 | 3 | 2000 | W 1st-2d | " | " | | " |
| 6 | 3 | 2003 | 1st-2d | " | " | | " |
| 6 | 3 | 2006 | 1st-2d | " | " | | 15,122 |
| 3 | 2 | 2010 | W Rgnl | " | #EnergySolutions Arena | 1991 | 19,911 |
| 6 | 3 | 2013 | 2d-3d | " | " | | " |
| 6 | 3 | 2017 | 1st-2d | " | " | | " |
| 6 | 3 | 2019 | 1st-2d | " | #Vivint Smart Home Arena (name change) | | 18,300 |

VIRGINIA

| G | S | Year | Round | City | Facility | Built | Capacity |
|---|---|------|-----------|--------------|-----------------------|-------|----------|
| 2 | 1 | 1966 | E 1st | Blacksburg | Cassell Coliseum | 1964 | 10,000 |
| 2 | 1 | 1967 | W 1st | " | " | | " |
| 6 | 3 | 1990 | SE 1st-2d | Richmond | #Richmond Coliseum | 1971 | 11,051 |
| 6 | 3 | 1996 | E 1st-2d | " | " | | 11,859 |
| 1 | 1 | 1972 | E 1st | Williamsburg | William and Mary Hall | 1970 | 10,070 |
| 1 | 1 | 1973 | E 1st | " | " | | " |

WASHINGTON

| G | S | Year | Round | City | Facility | Built | Capacity |
|---|---|------|------------|---------|----------------------------------|-------|----------|
| 2 | 1 | 1975 | W 1st | Pullman | Wallis Beasley | 1973 | 12,058 |
| 4 | 2 | 1982 | W 1st-2d | " | Performing Arts Coliseum | | " |
| 4 | 2 | 1984 | W 1st-2d | " | " | | " |
| 2 | 1 | 1949 | CH-N3d | Seattle | Edmundson Pavilion | 1927 | 9,000 |
| 4 | 2 | 1952 | Final Four | " | " | | " |
| 1 | 1 | 1953 | W-2 1st | " | " | | " |
| 1 | 1 | 1956 | FW 1st | " | " | | " |
| 4 | 2 | 1960 | W Rgnl | " | " | | " |
| 4 | 2 | 1970 | W Rgnl | " | " | | " |
| 3 | 2 | 1984 | Final Four | " | #Kingdome | 1976 | 38,471 |
| 3 | 2 | 1987 | W Rgnl | " | " | | " |
| 3 | 2 | 1988 | W Rgnl | " | " | | " |
| 3 | 2 | 1989 | Final Four | " | " | | " |
| 3 | 2 | 1991 | W Rgnl | " | " | | " |
| 3 | 2 | 1993 | W Rgnl | " | " | | " |
| 3 | 2 | 1995 | Final Four | " | " | | 38,540 |
| 6 | 3 | 1999 | W 1st-2d | " | #KeyArena at Seattle Center | 1995 | 14,643 |
| 6 | 3 | 2004 | 1st-2d | " | " | | 16,564 |
| 6 | 3 | 2015 | 2d-3d | " | " | | 17,072 |
| 6 | 3 | 2003 | 1st-2d | Spokane | #Spokane Veterans Memorial Arena | 1995 | 11,757 |
| 6 | 3 | 2007 | 1st-2d | " | " | | 11,551 |
| 6 | 3 | 2010 | 1st-2d | " | " | | 12,210 |
| 6 | 3 | 2014 | 2d-3d | " | " | | 12,210 |
| 6 | 3 | 2016 | 1st-2d | " | " | | 11,736 |

WEST VIRGINIA

| G | S | Year | Round | City | Facility | Built | Capacity |
|---|---|------|--------|------------|--------------|-------|----------|
| 1 | 1 | 1971 | E 1st | Morgantown | WVU Coliseum | 1970 | 14,000 |
| 4 | 2 | 1972 | E Rgnl | " | " | | " |
| 1 | 1 | 1974 | E 1st | " | " | | " |

WISCONSIN

| G | S | Year | Round | City | Facility | Built | Capacity |
|---|---|------|-----------|-----------|---|-------|----------|
| 4 | 2 | 1941 | En Rgnl | Madison | Wisconsin Field House | 1927 | 14,000 |
| 4 | 2 | 1969 | ME Rgnl | " | " | | 13,000 |
| 3 | 2 | 2002 | MW Rgnl | " | Kohl Center | 1998 | 15,995 |
| 4 | 2 | 1984 | ME 1st-2d | Milwaukee | #Milwaukee Exposition & Conv. Center | 1950 | 11,052 |
| 6 | 3 | 1992 | MW 1st-2d | " | #Bradley Center | 1988 | 18,600 |
| 6 | 3 | 1996 | MW 1st-2d | " | " | | " |
| 6 | 3 | 1999 | MW 1st-2d | " | " | | " |
| 6 | 3 | 2004 | 1st-2d | " | " | | 18,866 |
| 6 | 3 | 2010 | 1st-2d | " | BMO Harris Bradley Center (name change) | | 19,000 |
| 6 | 3 | 2014 | 2d-3d | " | " | | 18,850 |
| 6 | 3 | 2017 | 1st-2d | " | " | | " |
| 6 | 3 | 2022 | 1st-2d | " | #Fiserv Forum | 2018 | 17,385 |

G—Number of games.; S—Number of sessions.; CH—National championship game.; N3d—National third-place game.; Rgnl—Regional.; 3d —Third round.; 2d—Second round.; 1st—First round.; OR—Opening round.; East—East region.; En—Eastern region.; E-1—East-1 region.; E-2—East-2 region.; FW—Far West region.; ME—Mideast region.; MW—Midwest region.; S—South region.; SE—Southeast region.; W—West region.; Wn—Western region.; W-1—West-1 region.; W-2—West-2 region.; TH—Tripleheader.; #Non-campus arena.

FUTURE DATES AND SITES

FULL TOURNAMENT DATES

| Year | First Four | First Round | Second Round | Regionals | Final Four |
|------|-------------|-------------|--------------|-------------|------------|
| 2024 | March 19-20 | March 21-22 | March 23-24 | March 28-31 | April 6, 8 |
| 2025 | March 18-19 | March 20-21 | March 22-23 | March 27-30 | April 5, 7 |
| 2026 | March 17-18 | March 19-20 | March 21-22 | March 26-29 | April 4, 6 |

FINAL FOUR DATES

| Year | Dates | Site & Hosts |
|------|----------------------|---|
| 2023 | April 1 and 3 | NRG Stadium, Houston Host: Houston, Houston Baptist, Rice and Texas Southern |
| 2024 | April 6 and 8 | State Farm Stadium, Phoenix Host: Arizona St. |
| 2025 | April 5 and 7 | Alamodome, San Antonio Host: UIW and UTSA |
| 2026 | April 4 and 6 | Lucas Oil Stadium, Indianapolis Host: Horizon League and IUPUI |
| 2027 | April 3 and 5 | Ford Field, Detroit Host: Michigan St. |
| 2028 | April 1 and 3 | Allegiant Stadium, Las Vegas Host: UNLV |
| 2029 | March 31 and April 2 | Lucas Oil Stadium, Indianapolis Host: Horizon League and IUPUI |
| 2030 | April 6 and 8 | AT&T Stadium, North Texas Host: Big 12 Conference |

EARLY ROUNDS

2024

First Four

March 19 and 20

University of Dayton Arena, Dayton, OH
Host: Dayton

First and Second Rounds

March 21 and 23

Spectrum Center, Charlotte, NC
Host: Charlotte
CHI Health Center, Omaha, NE
Host: Creighton
PPG Paints Arena, Pittsburgh
Host: Duquesne
Spokane Veterans Memorial Arena, Spokane, WA
Host: Idaho

March 22 and 24

Barclays Center, Brooklyn, NY
Host: Atlantic 10
Gainbridge Fieldhouse, Indianapolis
Host: IUPUI and Horizon League
Vivint Smart Home Arena, Salt Lake City
Host: Utah
FedEx Forum, Memphis, TN
Host: Memphis

Regionals

March 28 and 30

East TD Garden, Boston
Host: Boston College
West Crypto.com Arena, Los Angeles
Host: Pepperdine

March 29 and 31

Midwest Little Caesars Arena, Detroit
Host: Detroit Mercy and Oakland
South American Airlines Center, Dallas
Host: Big 12

2025

First Four

March 18 and 19

University of Dayton Arena, Dayton, OH
Host: Dayton

First and Second Rounds

March 20 and 22

Ball Arena, Denver
Host: Mountain West Conference
Dunkin' Donuts Center, Providence, RI
Host: Providence
Rupp Arena, Lexington, KY
Host: Kentucky
Intrust Bank Arena, Wichita, KS
Host: Wichita St.

March 21 and 23

Rocket Mortgage FieldHouse, Cleveland
Host: Mid-American Conference
Fiserv Forum, Milwaukee
Host: Marquette
PNC Arena, Raleigh, NC
Host: NC State
Climate Pledge Arena, Seattle
Host: Washington

Regionals

March 27 and 29

East Prudential Center, Newark, NJ
Host: Seton Hall
West Chase Center, San Francisco
Host: Pac-12 Conference

March 28 and 30

Midwest Lucas Oil Stadium, Indianapolis
Host: Horizon League and IUPUI
South State Farm Arena, Atlanta
Host: Georgia Tech

THE TOURNAMENT FIELD

All-Time Tournament Field.....227



ALL-TIME TOURNAMENT FIELD

Note: The column "How" indicates how teams qualified for the tournament: "Q" means automatic qualifier and "L" indicates at-large selection. In the "Conference" column, for an independent or conference team that earned automatic qualification by winning the conference tournament of an unofficially recognized conference, that conference is listed in parentheses. Other notations in the conference column are listed at the end of this section.

1939 TOURNAMENT

| School | Conference | How | Pre-Tourney | | | Tourney | | Final | | | Conf. | | |
|-------------|-------------------|-----|-------------|---|------|---------|---|-------|---|------|-------|---|------|
| | | | W | L | Pct. | W | L | W | L | Pct. | W | L | Fin. |
| Brown | Independent | L | 16 | 3 | .842 | 0 | 1 | 16 | 4 | .800 | — | — | — |
| Ohio St. | Big Ten | L | 14 | 6 | .700 | 2 | 1 | 16 | 7 | .696 | 10 | 2 | 1st |
| Oklahoma | Big Six | L | 11 | 8 | .579 | 1 | 1 | 12 | 9 | .571 | 7 | 3 | T1st |
| Oregon | Pacific Coast (N) | L | 26 | 5 | .839 | 3 | 0 | 29 | 5 | .853 | 14 | 2 | 1st |
| Texas | Southwest | L | 19 | 4 | .826 | 0 | 2 | 19 | 6 | .760 | 10 | 2 | 1st |
| Utah St. | Mountain States | L | 16 | 6 | .727 | 1 | 1 | 17 | 7 | .708 | 8 | 4 | 2d |
| Villanova | Independent | L | 19 | 4 | .826 | 1 | 1 | 20 | 5 | .800 | — | — | — |
| Wake Forest | Southern | L | 18 | 5 | .783 | 0 | 1 | 18 | 6 | .750 | 15 | 3 | 1st |

1940 TOURNAMENT

| School | Conference | How | Pre-Tourney | | | Tourney | | Final | | | Conf. | | |
|---------------------|--------------------------|-----|-------------|---|------|---------|---|-------|---|------|-------|---|------|
| | | | W | L | Pct. | W | L | W | L | Pct. | W | L | Fin. |
| School | Conference | How | W | L | Pct. | W | L | W | L | Pct. | W | L | Fin. |
| Colorado | Mountain States | L | 17 | 2 | .895 | 0 | 2 | 17 | 4 | .810 | 11 | 1 | 1st |
| Duquesne | Independent | L | 19 | 2 | .905 | 1 | 1 | 20 | 3 | .870 | — | — | — |
| Indiana | Big Ten | L | 17 | 3 | .850 | 3 | 0 | 20 | 3 | .870 | 9 | 3 | 2d |
| Kansas | Big Six | L | 17 | 5 | .773 | 2 | 1 | 19 | 6 | .760 | 8 | 2 | T1st |
| Rice | Southwest | L | 21 | 2 | .913 | 1 | 1 | 22 | 3 | .880 | 10 | 2 | 1st |
| Southern California | Pacific Coast (S) | L | 19 | 2 | .905 | 1 | 1 | 20 | 3 | .870 | 10 | 2 | 1st |
| Springfield | Independent | L | 16 | 2 | .889 | 0 | 1 | 16 | 3 | .842 | — | — | — |
| Western Ky. | Kentucky Intercollegiate | L | 24 | 5 | .828 | 0 | 1 | 24 | 6 | .800 | 6 | 2 | 3d |

1941 TOURNAMENT

| School | Conference | How | Pre-Tourney | | | Tourney | | Final | | | Conf. | | |
|----------------|-------------------|-----|-------------|---|------|---------|---|-------|---|------|-------|---|------|
| | | | W | L | Pct. | W | L | W | L | Pct. | W | L | Fin. |
| Arkansas | Southwest | L | 19 | 2 | .905 | 1 | 1 | 20 | 3 | .870 | 12 | 0 | 1st |
| Creighton | Missouri Valley | L | 17 | 6 | .739 | 1 | 1 | 18 | 7 | .720 | 9 | 3 | 1st |
| Dartmouth | Ivy | L | 18 | 4 | .818 | 1 | 1 | 19 | 5 | .792 | 10 | 2 | 1st |
| North Carolina | Southern | L | 19 | 7 | .731 | 0 | 2 | 19 | 9 | .679 | 14 | 1 | 1st |
| Pittsburgh | Independent | L | 12 | 5 | .706 | 1 | 1 | 13 | 6 | .684 | — | — | — |
| Washington St. | Pacific Coast (N) | L | 24 | 5 | .828 | 2 | 1 | 26 | 6 | .813 | 13 | 3 | 1st |
| Wisconsin | Big Ten | L | 17 | 3 | .850 | 3 | 0 | 20 | 3 | .870 | 11 | 1 | 1st |
| Wyoming | Mountain States | L | 14 | 4 | .778 | 0 | 2 | 14 | 6 | .700 | 10 | 2 | 1st |

1942 TOURNAMENT

| School | Conference | How | Pre-Tourney | | | Tourney | | Final | | | Conf. | | |
|-----------|-------------------|-----|-------------|---|------|---------|---|-------|---|------|-------|---|------|
| | | | W | L | Pct. | W | L | W | L | Pct. | W | L | Fin. |
| Colorado | Mountain States | L | 15 | 1 | .938 | 1 | 1 | 16 | 2 | .889 | 11 | 1 | 1st |
| Dartmouth | Ivy | L | 20 | 3 | .870 | 2 | 1 | 22 | 4 | .846 | 11 | 2 | 1st |
| Illinois | Big Ten | L | 18 | 3 | .857 | 0 | 2 | 18 | 5 | .783 | 13 | 2 | 1st |
| Kansas | Big Six | L | 16 | 4 | .800 | 1 | 1 | 17 | 5 | .773 | 8 | 2 | T1st |
| Kentucky | Southeastern | L | 18 | 5 | .783 | 1 | 1 | 19 | 6 | .760 | 8 | 1 | 1st |
| Penn St. | Independent | L | 17 | 2 | .895 | 1 | 1 | 18 | 3 | .857 | — | — | — |
| Rice | Southwest | L | 22 | 3 | .880 | 0 | 2 | 22 | 5 | .815 | 10 | 2 | T1st |
| Stanford | Pacific Coast (S) | L | 25 | 4 | .862 | 3 | 0 | 28 | 4 | .875 | 11 | 1 | 1st |

1943 TOURNAMENT

| School | Conference | How | Pre-Tourney | | | Tourney | | Final | | | Conf. | | |
|------------|-------------|-----|-------------|---|------|---------|---|-------|---|------|-------|---|------|
| | | | W | L | Pct. | W | L | W | L | Pct. | W | L | Fin. |
| Dartmouth | Ivy | L | 19 | 2 | .905 | 1 | 1 | 20 | 3 | .870 | 11 | 1 | 1st |
| DePaul | Independent | L | 18 | 4 | .818 | 1 | 1 | 19 | 5 | .792 | — | — | — |
| Georgetown | Independent | L | 20 | 4 | .833 | 2 | 1 | 22 | 5 | .815 | — | — | — |
| NYU | Independent | L | 17 | 4 | .810 | 0 | 2 | 17 | 6 | .739 | — | — | — |
| Oklahoma | Big Six | L | 17 | 8 | .680 | 1 | 1 | 18 | 9 | .667 | 7 | 3 | 2d |

| School | Conference | How | Pre-Tourney | | | Tourney | | Final | | | Conf. | | |
|------------|---------------------|-----|-------------|---|------|---------|---|-------|---|------|-------|---|------|
| | | | W | L | Pct. | W | L | W | L | Pct. | W | L | Fin. |
| Texas | Southwest | L | 18 | 6 | .750 | 1 | 1 | 19 | 7 | .731 | 9 | 3 | T1st |
| Washington | Pacific Coast (N) | L | 24 | 5 | .828 | 0 | 2 | 24 | 7 | .774 | 12 | 4 | 1st |
| Wyoming | Mountain States (E) | L | 28 | 2 | .933 | 3 | 0 | 31 | 2 | .939 | 4 | 0 | 1st |

1944 TOURNAMENT

| School | Conference | How | Pre-Tourney | | | Tourney | | Final | | | Conf. | | |
|------------|-----------------|-----|-------------|----|------|---------|---|-------|----|------|-------|---|------|
| | | | W | L | Pct. | W | L | W | L | Pct. | W | L | Fin. |
| Catholic | Independent | L | 17 | 5 | .773 | 0 | 2 | 17 | 7 | .708 | — | — | — |
| Dartmouth | Ivy | L | 17 | 1 | .944 | 2 | 1 | 19 | 2 | .905 | 8 | 0 | 1st |
| Iowa St. | Big Six | L | 13 | 3 | .813 | 1 | 1 | 14 | 4 | .778 | 9 | 1 | T1st |
| Missouri | Big Six | L | 9 | 8 | .529 | 1 | 1 | 10 | 9 | .526 | 5 | 5 | T3d |
| Ohio St. | Big Ten | L | 13 | 6 | .684 | 1 | 1 | 14 | 7 | .667 | 10 | 2 | 1st |
| Pepperdine | Independent | L | 22 | 10 | .688 | 0 | 2 | 22 | 12 | .647 | — | — | — |
| Temple | Independent | L | 13 | 8 | .619 | 1 | 1 | 14 | 9 | .609 | — | — | — |
| Utah | Mountain States | L | 18 | 4 | .818 | 3 | 0 | 21 | 4 | .840 | — | — | — |

1945 TOURNAMENT

| School | Conference | How | Pre-Tourney | | | Tourney | | Final | | | Conf. | | |
|--------------|-------------------|-----|-------------|----|------|---------|---|-------|----|------|-------|---|------|
| | | | W | L | Pct. | W | L | W | L | Pct. | W | L | Fin. |
| Arkansas | Southwest | L | 16 | 8 | .667 | 1 | 1 | 17 | 9 | .654 | 9 | 3 | 2d |
| Kentucky | Southeastern | L | 21 | 3 | .875 | 1 | 1 | 22 | 4 | .846 | 4 | 1 | 2d |
| NYU | Independent | L | 12 | 6 | .667 | 2 | 1 | 14 | 7 | .667 | — | — | — |
| Ohio St. | Big Ten | L | 14 | 4 | .778 | 1 | 1 | 15 | 5 | .750 | 10 | 2 | 2d |
| Oklahoma St. | Missouri Valley | L | 24 | 4 | .857 | 3 | 0 | 27 | 4 | .871 | — | — | — |
| Oregon | Pacific Coast (N) | L | 29 | 12 | .707 | 1 | 1 | 30 | 13 | .698 | 11 | 5 | T1st |
| Tufts | Independent | L | 10 | 6 | .625 | 0 | 2 | 10 | 8 | .556 | — | — | — |
| Utah | Mountain States | L | 17 | 2 | .895 | 0 | 2 | 17 | 4 | .810 | — | — | — |

1946 TOURNAMENT

| School | Conference | How | Pre-Tourney | | | Tourney | | Final | | | Conf. | | |
|----------------|-------------------|-----|-------------|---|------|---------|---|-------|---|------|-------|---|------|
| | | | W | L | Pct. | W | L | W | L | Pct. | W | L | Fin. |
| Baylor | Southwest | L | 25 | 3 | .893 | 0 | 2 | 25 | 5 | .833 | 11 | 1 | 1st |
| California | Pacific Coast (S) | L | 29 | 4 | .879 | 1 | 2 | 30 | 6 | .833 | 11 | 1 | 1st |
| Colorado | Mountain States | L | 11 | 5 | .688 | 1 | 1 | 12 | 6 | .667 | 9 | 3 | 2d |
| Harvard | Independent | L | 20 | 1 | .952 | 0 | 2 | 20 | 3 | .870 | — | — | — |
| NYU | Independent | L | 18 | 2 | .900 | 1 | 1 | 19 | 3 | .864 | — | — | — |
| North Carolina | Southern | L | 28 | 4 | .875 | 2 | 1 | 30 | 5 | .857 | 13 | 1 | 1st |
| Ohio St. | Big Ten | L | 14 | 4 | .778 | 2 | 1 | 16 | 5 | .762 | 10 | 2 | 1st |
| Oklahoma St. | Missouri Valley | L | 28 | 2 | .933 | 3 | 0 | 31 | 2 | .939 | 12 | 0 | 1st |

1947 TOURNAMENT

| School | Conference | How | Pre-Tourney | | | Tourney | | Final | | | Conf. | | |
|------------|-------------------|-----|-------------|---|------|---------|---|-------|---|------|-------|---|------|
| | | | W | L | Pct. | W | L | W | L | Pct. | W | L | Fin. |
| CCNY | Independent | L | 16 | 4 | .800 | 1 | 2 | 17 | 6 | .739 | — | — | — |
| Holy Cross | Independent | L | 24 | 3 | .889 | 3 | 0 | 27 | 3 | .900 | — | — | — |
| Navy | Independent | L | 16 | 1 | .941 | 0 | 2 | 16 | 3 | .842 | — | — | — |
| Oklahoma | Big Six | L | 22 | 6 | .786 | 2 | 1 | 24 | 7 | .774 | 8 | 2 | 1st |
| Oregon St. | Pacific Coast (N) | L | 27 | 4 | .871 | 1 | 1 | 28 | 5 | .848 | 10 | 6 | T1st |
| Texas | Southwest | L | 24 | 1 | .960 | 2 | 1 | 26 | 2 | .929 | 12 | 0 | 1st |
| Wisconsin | Big Nine | L | 15 | 5 | .750 | 1 | 1 | 16 | 6 | .727 | 9 | 3 | 1st |
| Wyoming | Mountain States | L | 22 | 4 | .846 | 0 | 2 | 22 | 6 | .786 | 11 | 1 | 1st |

1948 TOURNAMENT

| School | Conference | How | Pre-Tourney | | | Tourney | | Final | | | Conf. | | |
|------------|--------------|-----|-------------|---|------|---------|---|-------|---|------|-------|---|------|
| | | | W | L | Pct. | W | L | W | L | Pct. | W | L | Fin. |
| Baylor | Southwest | L | 22 | 7 | .759 | 2 | 1 | 24 | 8 | .750 | 11 | 1 | 1st |
| Columbia | Ivy | L | 20 | 1 | .952 | 0 | 2 | 20 | 3 | .870 | 11 | 1 | 1st |
| Holy Cross | Independent | L | 24 | 3 | .889 | 2 | 1 | 26 | 4 | .867 | — | — | — |
| Kansas St. | Big Seven | L | 21 | 4 | .840 | 1 | 2 | 22 | 6 | .786 | 9 | 3 | 1st |
| #Kentucky | Southeastern | L | 31 | 2 | .939 | 3 | 0 | 36 | 3 | .923 | 9 | 0 | 1st |
| Michigan | Big Nine | L | 15 | 5 | .750 | 1 | 1 | 16 | 6 | .727 | 10 | 2 | 1st |

| School | Conference | How | Pre-Tourney | | | Tourney | | Final | | | Conf. | | |
|------------|-------------------|-----|-------------|----|------|---------|---|-------|----|------|-------|---|------|
| | | | W | L | Pct. | W | L | W | L | Pct. | W | L | Fin. |
| Washington | Pacific Coast (N) | L | 22 | 10 | .688 | 1 | 1 | 23 | 11 | .676 | 10 | 6 | T1st |
| Wyoming | Mountain States | L | 18 | 7 | .720 | 0 | 2 | 18 | 9 | .667 | 6 | 4 | T2d |

#Final won-lost record includes 3-0 record in postseason Olympic trials vs. other college teams.

1949 TOURNAMENT

| School | Conference | How | Pre-Tourney | | | Tourney | | Final | | | Conf. | | |
|--------------|-------------------|-----|-------------|----|------|---------|---|-------|----|------|-------|---|------|
| | | | W | L | Pct. | W | L | W | L | Pct. | W | L | Fin. |
| Arkansas | Southwest | L | 14 | 10 | .583 | 1 | 1 | 15 | 11 | .577 | 9 | 3 | T1st |
| Illinois | Big Ten | L | 19 | 3 | .864 | 2 | 1 | 21 | 4 | .840 | 10 | 2 | 1st |
| Kentucky | Southeastern | L | 29 | 2 | .935 | 3 | 0 | 32 | 2 | .941 | 13 | 0 | 1st |
| Oklahoma St. | Missouri Valley | L | 21 | 4 | .840 | 2 | 1 | 23 | 5 | .821 | 9 | 1 | 1st |
| Oregon St. | Pacific Coast (N) | L | 23 | 10 | .697 | 1 | 2 | 24 | 12 | .667 | 12 | 4 | 1st |
| Villanova | Independent | L | 22 | 3 | .880 | 1 | 1 | 23 | 4 | .852 | — | — | — |
| Wyoming | Mountain States | L | 25 | 8 | .758 | 0 | 2 | 25 | 10 | .714 | 15 | 5 | 1st |
| Yale | Ivy | L | 22 | 6 | .786 | 0 | 2 | 22 | 8 | .733 | 9 | 3 | 1st |

1950 TOURNAMENT

| School | Conference | How | Pre-Tourney | | | Tourney | | Final | | | Conf. | | |
|--------------------|-------------------|-----|-------------|----|------|---------|---|-------|----|------|-------|---|------|
| | | | W | L | Pct. | W | L | W | L | Pct. | W | L | Fin. |
| Baylor | Southwest | L | 13 | 11 | .542 | 1 | 2 | 14 | 13 | .519 | 8 | 4 | T1st |
| Bradley | Missouri Valley | L | 30 | 4 | .882 | 2 | 1 | 32 | 5 | .865 | 11 | 1 | 1st |
| BYU | Mountain States | L | 21 | 11 | .656 | 1 | 1 | 22 | 12 | .647 | 14 | 6 | 1st |
| CCNY | Independent | L | 21 | 5 | .808 | 3 | 0 | 24 | 5 | .828 | — | — | — |
| Holy Cross | Independent | L | 27 | 2 | .931 | 0 | 2 | 27 | 4 | .871 | — | — | — |
| North Carolina St. | Southern | L | 25 | 5 | .833 | 2 | 1 | 27 | 6 | .818 | 12 | 2 | 1st |
| Ohio St. | Big Ten | L | 21 | 3 | .875 | 1 | 1 | 22 | 4 | .846 | 11 | 1 | 1st |
| UCLA | Pacific Coast (S) | L | 24 | 5 | .828 | 0 | 2 | 24 | 7 | .774 | 10 | 2 | 1st |

1951 TOURNAMENT

| School | Conference | How | Pre-Tourney | | | Tourney | | Final | | | Conf. | | |
|--------------------|-------------------|-----|-------------|----|-------|---------|---|-------|----|------|-------|---|------|
| | | | W | L | Pct. | W | L | W | L | Pct. | W | L | Fin. |
| Arizona | Border | Q | 24 | 5 | .828 | 0 | 1 | 24 | 6 | .800 | 15 | 1 | 1st |
| BYU | Mountain States | Q | 25 | 8 | .758 | 1 | 2 | 26 | 10 | .722 | 15 | 5 | 1st |
| Columbia | Ivy | Q | 21 | 0 | 1.000 | 0 | 1 | 21 | 1 | .955 | 12 | 0 | 1st |
| UConn | Yankee | L | 22 | 3 | .880 | 0 | 1 | 22 | 4 | .846 | 6 | 1 | 1st |
| Illinois | Big Ten | Q | 19 | 4 | .826 | 3 | 1 | 22 | 5 | .815 | 13 | 1 | 1st |
| Kansas St. | Big Seven | Q | 22 | 3 | .880 | 3 | 1 | 25 | 4 | .862 | 11 | 1 | 1st |
| Kentucky | Southeastern | Q | 28 | 2 | .933 | 4 | 0 | 32 | 2 | .941 | 14 | 0 | 1st |
| Louisville | Independent | L | 19 | 6 | .760 | 0 | 1 | 19 | 7 | .731 | — | — | — |
| Montana St. | Rocky Mountain | L | 24 | 11 | .686 | 0 | 1 | 24 | 12 | .667 | 9 | 1 | 1st |
| North Carolina St. | Southern | Q | 29 | 5 | .853 | 1 | 2 | 30 | 7 | .811 | 13 | 1 | 1st |
| Oklahoma St. | Missouri Valley | Q | 27 | 4 | .871 | 2 | 2 | 29 | 6 | .829 | 12 | 2 | 1st |
| St. John's (NY) | Independent | L | 24 | 4 | .857 | 2 | 1 | 26 | 5 | .839 | — | — | — |
| San Jose St. | Independent | L | 18 | 11 | .621 | 0 | 1 | 18 | 12 | .600 | — | — | — |
| Texas A&M | Southwest | Q | 17 | 11 | .607 | 0 | 1 | 17 | 12 | .586 | 8 | 4 | T1st |
| Villanova | Independent | L | 25 | 6 | .806 | 0 | 1 | 25 | 7 | .781 | — | — | — |
| Washington | Pacific Coast (N) | Q | 22 | 5 | .815 | 2 | 1 | 24 | 6 | .800 | 11 | 5 | 1st |

1952 TOURNAMENT

| School | Conference | How | Pre-Tourney | | | Tourney | | Final | | | Conf. | | |
|--------------------|--------------|-----|-------------|---|------|---------|---|-------|----|------|-------|---|------|
| | | | W | L | Pct. | W | L | W | L | Pct. | W | L | Fin. |
| School | Conference | How | W | L | Pct. | W | L | W | L | Pct. | W | L | Fin. |
| Dayton | Independent | L | 27 | 4 | .871 | 1 | 1 | 28 | 5 | .848 | — | — | — |
| Duquesne | Independent | L | 22 | 3 | .880 | 1 | 1 | 23 | 4 | .852 | — | — | — |
| Illinois | Big Ten | Q | 19 | 3 | .864 | 3 | 1 | 22 | 4 | .846 | 14 | 4 | 2d |
| #Kansas | Big Seven | Q | 22 | 2 | .917 | 4 | 0 | 28 | 3 | .903 | 11 | 1 | 1st |
| Kentucky | Southeastern | Q | 28 | 2 | .933 | 1 | 1 | 29 | 3 | .906 | 14 | 0 | 1st |
| New Mexico St. | Border | Q | 22 | 9 | .710 | 0 | 2 | 22 | 11 | .667 | 12 | 2 | T1st |
| North Carolina St. | Southern | Q | 23 | 9 | .719 | 1 | 1 | 24 | 10 | .706 | 12 | 2 | 2d |
| Oklahoma City | Independent | L | 18 | 7 | .720 | 1 | 1 | 19 | 8 | .704 | — | — | — |
| Penn St. | Independent | L | 20 | 4 | .833 | 0 | 2 | 20 | 6 | .769 | — | — | — |
| Princeton | Ivy | Q | 16 | 9 | .640 | 0 | 2 | 16 | 11 | .593 | 10 | 2 | 1st |

| School | Conference | How | Pre-Tourney | | | Tourney | | Final | | | Conf. | | |
|-----------------|-------------------|-----|-------------|----|------|---------|---|-------|----|------|-------|---|------|
| | | | W | L | Pct. | W | L | W | L | Pct. | W | L | Fin. |
| St. John's (NY) | Independent | L | 22 | 5 | .815 | 3 | 1 | 25 | 6 | .806 | — | — | — |
| Saint Louis | Missouri Valley | Q | 22 | 7 | .759 | 1 | 1 | 23 | 8 | .742 | 9 | 1 | 1st |
| Santa Clara | Independent | L | 15 | 10 | .600 | 2 | 2 | 17 | 12 | .586 | — | — | — |
| TCU | Southwest | Q | 23 | 3 | .885 | 1 | 1 | 24 | 4 | .857 | 11 | 1 | 1st |
| UCLA | Pacific Coast (S) | Q | 19 | 10 | .655 | 0 | 2 | 19 | 12 | .613 | 8 | 4 | 1st |
| Wyoming | Mountain States | Q | 27 | 6 | .818 | 1 | 1 | 28 | 7 | .800 | 13 | 1 | 1st |

#Final won-lost record includes 2-1 record in postseason Olympic trials vs. other college teams.

1953 TOURNAMENT

| School | Conference | How | Pre-Tourney | | | Tourney | | Final | | | Conf. | | |
|----------------|-------------------------------|-----|-------------|----|------|---------|---|-------|----|------|-------|---|------|
| | | | W | L | Pct. | W | L | W | L | Pct. | W | L | Fin. |
| DePaul | Independent | L | 18 | 7 | .720 | 1 | 2 | 19 | 9 | .679 | — | — | — |
| Eastern Ky. | Ohio Valley | L | 16 | 8 | .667 | 0 | 1 | 16 | 9 | .640 | 9 | 1 | 1st |
| Fordham | Independent | L | 18 | 7 | .720 | 0 | 1 | 18 | 8 | .692 | — | — | — |
| Hardin-Simmons | Border | Q | 19 | 11 | .633 | 0 | 1 | 19 | 12 | .613 | 11 | 3 | T1st |
| Holy Cross | Independent (New England) | Q | 18 | 5 | .783 | 2 | 1 | 20 | 6 | .769 | — | — | — |
| Idaho St. | Rocky Mountain | Q | 18 | 6 | .750 | 0 | 1 | 18 | 7 | .720 | 10 | 0 | 1st |
| Indiana | Big Ten | Q | 19 | 3 | .864 | 4 | 0 | 23 | 3 | .885 | 17 | 1 | 1st |
| Kansas | Big Seven | Q | 16 | 5 | .762 | 3 | 1 | 19 | 6 | .760 | 10 | 2 | 1st |
| Lebanon Valley | Independent (Middle Atlantic) | Q | 18 | 1 | .947 | 1 | 2 | 19 | 3 | .864 | — | — | — |
| LSU | Southeastern | Q | 20 | 1 | .952 | 2 | 2 | 22 | 3 | .880 | 13 | 0 | 1st |
| Miami (OH) | Mid-American | Q | 17 | 5 | .773 | 0 | 1 | 17 | 6 | .739 | 10 | 2 | 1st |
| Navy | Independent | L | 16 | 4 | .800 | 0 | 1 | 16 | 5 | .762 | — | — | — |
| Notre Dame | Independent | L | 17 | 4 | .810 | 2 | 1 | 19 | 5 | .792 | — | — | — |
| Oklahoma City | Independent | L | 18 | 4 | .818 | 0 | 2 | 18 | 6 | .750 | — | — | — |
| Oklahoma St. | Missouri Valley | Q | 22 | 6 | .786 | 1 | 1 | 23 | 7 | .767 | 8 | 2 | 1st |
| Penn | Ivy | Q | 21 | 4 | .840 | 1 | 1 | 22 | 5 | .815 | 10 | 2 | 1st |
| Santa Clara | West Coast | L | 15 | 6 | .714 | 2 | 1 | 17 | 7 | .708 | 6 | 2 | T1st |
| Seattle U. | Independent | L | 26 | 3 | .897 | 2 | 1 | 28 | 4 | .875 | — | — | — |
| TCU | Southwest | Q | 14 | 7 | .667 | 1 | 1 | 15 | 8 | .652 | 9 | 3 | 1st |
| Wake Forest | Southern | Q | 21 | 6 | .778 | 1 | 1 | 22 | 7 | .759 | 12 | 3 | T2d |
| Washington | Pacific Coast (N) | Q | 25 | 2 | .926 | 3 | 1 | 28 | 3 | .903 | 15 | 1 | 1st |
| Wyoming | Mountain States | Q | 20 | 8 | .714 | 0 | 2 | 20 | 10 | .667 | 12 | 2 | 1st |

1954 TOURNAMENT

| School | Conference | How | Pre-Tourney | | | Tourney | | Final | | | Conf. | | |
|---------------------|-------------------------------|-----|-------------|----|------|---------|---|-------|----|------|-------|---|------|
| | | | W | L | Pct. | W | L | W | L | Pct. | W | L | Fin. |
| Bradley | Independent | L | 15 | 12 | .556 | 4 | 1 | 19 | 13 | .594 | — | — | — |
| Colorado | Big Seven | Q | 11 | 9 | .550 | 0 | 2 | 11 | 11 | .500 | 10 | 2 | T1st |
| Colorado St. | Mountain States | Q | 22 | 5 | .815 | 0 | 2 | 22 | 7 | .759 | 12 | 2 | 1st |
| UConn | Yankee (New England) | Q | 23 | 2 | .920 | 0 | 1 | 23 | 3 | .885 | 7 | 0 | 1st |
| Cornell | Ivy | Q | 17 | 5 | .773 | 0 | 2 | 17 | 7 | .708 | 12 | 3 | 1st |
| Fordham | Independent | L | 18 | 5 | .783 | 0 | 1 | 18 | 6 | .750 | — | — | — |
| George Washington | Southern | Q | 23 | 2 | .920 | 0 | 1 | 23 | 3 | .885 | 10 | 0 | 1st |
| Idaho St. | Rocky Mountain | Q | 20 | 4 | .833 | 2 | 1 | 22 | 5 | .815 | 9 | 1 | 1st |
| Indiana | Big Ten | Q | 19 | 3 | .864 | 1 | 1 | 20 | 4 | .833 | 12 | 2 | 1st |
| La Salle | Independent (Middle Atlantic) | Q | 21 | 4 | .840 | 5 | 0 | 26 | 4 | .867 | — | — | — |
| LSU | Southeastern | Q | 20 | 3 | .870 | 0 | 2 | 20 | 5 | .800 | 14 | 0 | T1st |
| Loyola (LA) | Independent | L | 15 | 8 | .652 | 0 | 1 | 15 | 9 | .625 | — | — | — |
| Navy | Independent | L | 16 | 7 | .696 | 2 | 1 | 18 | 8 | .692 | — | — | — |
| North Carolina St. | Atlantic Coast | Q | 24 | 6 | .800 | 2 | 1 | 26 | 7 | .788 | 5 | 3 | 4th |
| Notre Dame | Independent | L | 20 | 2 | .909 | 2 | 1 | 22 | 3 | .880 | — | — | — |
| Oklahoma City | Independent | L | 18 | 6 | .750 | 0 | 1 | 18 | 7 | .720 | — | — | — |
| Oklahoma St. | Missouri Valley | Q | 23 | 4 | .852 | 1 | 1 | 24 | 5 | .828 | 9 | 1 | 1st |
| Penn St. | Independent | L | 14 | 5 | .737 | 4 | 1 | 18 | 6 | .750 | — | — | — |
| Rice | Southwest | Q | 22 | 4 | .846 | 1 | 1 | 23 | 5 | .821 | 9 | 3 | T1st |
| Santa Clara | West Coast | L | 18 | 6 | .750 | 2 | 1 | 20 | 7 | .741 | 9 | 3 | 1st |
| Seattle U. | Independent | L | 26 | 1 | .963 | 0 | 1 | 26 | 2 | .929 | — | — | — |
| Southern California | Pacific Coast (S) | Q | 17 | 12 | .586 | 2 | 2 | 19 | 14 | .576 | 8 | 4 | 1st |
| Texas Tech | Border | Q | 20 | 4 | .833 | 0 | 1 | 20 | 5 | .800 | 11 | 1 | 1st |
| Toledo | Mid-American | Q | 13 | 9 | .591 | 0 | 1 | 13 | 10 | .565 | 10 | 2 | 1st |

1955 TOURNAMENT

| School | Conference | How | Pre-Tourney | | | Tourney | | Final | | | Conf. | | |
|---------------|-------------------------------|-----|-------------|----|------|---------|---|-------|----|------|-------|---|------|
| | | | W | L | Pct. | W | L | W | L | Pct. | W | L | Fin. |
| Bradley | Independent | L | 7 | 19 | .269 | 2 | 1 | 9 | 20 | .310 | — | — | — |
| Canisius | Western N.Y. Little 3 | L | 16 | 6 | .727 | 2 | 1 | 18 | 7 | .720 | 2 | 2 | 2d |
| Colorado | Big Seven | Q | 16 | 5 | .762 | 3 | 1 | 19 | 6 | .760 | 11 | 1 | 1st |
| Duke | Atlantic Coast | Q | 20 | 7 | .741 | 0 | 1 | 20 | 8 | .714 | 11 | 3 | 2d |
| Idaho St. | Rocky Mountain | Q | 18 | 7 | .720 | 0 | 1 | 18 | 8 | .692 | 9 | 1 | 1st |
| Iowa | Big Ten | Q | 17 | 5 | .773 | 2 | 2 | 19 | 7 | .731 | 11 | 3 | 1st |
| Kentucky | Southeastern | Q | 22 | 2 | .917 | 1 | 1 | 23 | 3 | .885 | 12 | 2 | 1st |
| La Salle | Independent (Middle Atlantic) | Q | 22 | 4 | .846 | 4 | 1 | 26 | 5 | .839 | — | — | — |
| Marquette | Independent | L | 22 | 2 | .917 | 2 | 1 | 24 | 3 | .889 | — | — | — |
| Memphis | Independent | L | 17 | 4 | .810 | 0 | 1 | 17 | 5 | .773 | — | — | — |
| Miami (OH) | Mid-American | Q | 14 | 8 | .636 | 0 | 1 | 14 | 9 | .609 | 11 | 3 | 1st |
| Oklahoma City | Independent | L | 9 | 17 | .346 | 0 | 1 | 9 | 18 | .333 | — | — | — |
| Oregon St. | Pacific Coast (N) | Q | 21 | 7 | .750 | 1 | 1 | 22 | 8 | .733 | 15 | 1 | 1st |
| Penn St. | Independent | L | 17 | 8 | .680 | 1 | 2 | 18 | 10 | .643 | — | — | — |
| Princeton | Ivy | Q | 13 | 10 | .565 | 0 | 2 | 13 | 12 | .520 | 11 | 4 | 1st |
| San Francisco | West Coast | L | 23 | 1 | .958 | 5 | 0 | 28 | 1 | .966 | 12 | 0 | 1st |
| Seattle U. | Independent | L | 21 | 5 | .808 | 1 | 2 | 22 | 7 | .759 | — | — | — |
| SMU | Southwest | Q | 15 | 8 | .652 | 0 | 2 | 15 | 10 | .600 | 9 | 3 | 1st |
| Tulsa | Missouri Valley | Q | 20 | 6 | .769 | 1 | 1 | 21 | 7 | .750 | 8 | 2 | T1st |
| Utah | Mountain States | Q | 23 | 3 | .885 | 1 | 1 | 24 | 4 | .857 | 13 | 1 | 1st |
| Villanova | Independent | L | 16 | 9 | .640 | 2 | 1 | 18 | 10 | .643 | — | — | — |
| West Tex. A&M | Border | Q | 15 | 6 | .714 | 0 | 1 | 15 | 7 | .682 | 9 | 3 | T1st |
| West Virginia | Southern | Q | 19 | 10 | .655 | 0 | 1 | 19 | 11 | .633 | 9 | 1 | 1st |
| Williams | Little Three (New England) | Q | 17 | 1 | .944 | 0 | 1 | 17 | 2 | .895 | 3 | 1 | 1st |

1956 TOURNAMENT

| School | Conference | How | Pre-Tourney | | | Tourney | | Final | | | Conf. | | |
|--------------------|-------------------------------|-----|-------------|----|-------|---------|---|-------|----|-------|-------|---|------|
| | | | W | L | Pct. | W | L | W | L | Pct. | W | L | Fin. |
| Canisius | Western N.Y. Little 3 | L | 17 | 6 | .739 | 2 | 1 | 19 | 7 | .731 | 4 | 0 | 1st |
| UConn | Yankee | Q | 16 | 9 | .640 | 1 | 2 | 17 | 11 | .607 | 6 | 1 | 1st |
| Dartmouth | Ivy | Q | 16 | 10 | .615 | 2 | 1 | 18 | 11 | .621 | 10 | 4 | 1st |
| DePaul | Independent | L | 16 | 7 | .696 | 0 | 1 | 16 | 8 | .667 | — | — | — |
| Holy Cross | Independent | L | 22 | 4 | .846 | 0 | 1 | 22 | 5 | .815 | — | — | — |
| Houston | Missouri Valley | Q | 19 | 5 | .792 | 0 | 2 | 19 | 7 | .731 | 9 | 3 | 1st |
| Idaho St. | Rocky Mountain | Q | 18 | 7 | .720 | 0 | 1 | 18 | 8 | .692 | 11 | 1 | 1st |
| Iowa | Big Ten | Q | 17 | 5 | .773 | 3 | 1 | 20 | 6 | .769 | 13 | 1 | 1st |
| Kansas St. | Big Seven | Q | 16 | 7 | .696 | 1 | 1 | 17 | 8 | .680 | 9 | 3 | 1st |
| Kentucky | Southeastern | Q | 19 | 5 | .792 | 1 | 1 | 20 | 6 | .769 | 12 | 2 | 2d |
| Manhattan | Independent | L | 16 | 7 | .696 | 0 | 1 | 16 | 8 | .667 | — | — | — |
| Marshall | Mid-American | Q | 18 | 4 | .818 | 0 | 1 | 18 | 5 | .783 | 10 | 2 | 1st |
| Memphis | Independent | L | 20 | 6 | .769 | 0 | 1 | 20 | 7 | .741 | — | — | — |
| Morehead St. | Ohio Valley | Q | 17 | 9 | .654 | 2 | 1 | 19 | 10 | .655 | 7 | 3 | T1st |
| North Carolina St. | Atlantic Coast | Q | 24 | 3 | .889 | 0 | 1 | 24 | 4 | .857 | 11 | 3 | T1st |
| Oklahoma City | Independent | L | 18 | 6 | .750 | 2 | 1 | 20 | 7 | .741 | — | — | — |
| San Francisco | West Coast | Q | 25 | 0 | 1.000 | 4 | 0 | 29 | 0 | 1.000 | 14 | 0 | 1st |
| Seattle U. | Independent | L | 17 | 9 | .654 | 1 | 2 | 18 | 11 | .621 | — | — | — |
| SMU | Southwest | Q | 22 | 2 | .917 | 3 | 2 | 25 | 4 | .862 | 12 | 0 | 1st |
| Temple | Independent (Middle Atlantic) | Q | 23 | 3 | .885 | 4 | 1 | 27 | 4 | .871 | — | — | — |
| Texas Tech | Border | Q | 13 | 11 | .542 | 0 | 1 | 13 | 12 | .520 | 8 | 4 | 1st |
| UCLA | Pacific Coast | Q | 21 | 5 | .808 | 1 | 1 | 22 | 6 | .786 | 16 | 0 | 1st |
| Utah | Mountain States | Q | 21 | 5 | .808 | 1 | 1 | 22 | 6 | .786 | 12 | 2 | 1st |
| Wayne St. (MI) | Presidents' Athletic | L | 17 | 1 | .944 | 1 | 2 | 18 | 3 | .857 | 6 | 0 | 1st |
| West Virginia | Southern | Q | 21 | 8 | .724 | 0 | 1 | 21 | 9 | .700 | 10 | 2 | T1st |

1957 TOURNAMENT

| School | Conference | How | Pre-Tourney | | | Tourney | | Final | | | Conf. | | |
|----------------|-----------------------|-----|-------------|---|------|---------|---|-------|---|------|-------|---|------|
| | | | W | L | Pct. | W | L | W | L | Pct. | W | L | Fin. |
| BYU | Mountain States | Q | 18 | 8 | .692 | 1 | 1 | 19 | 9 | .679 | 11 | 3 | 1st |
| California | Pacific Coast | Q | 20 | 4 | .833 | 1 | 1 | 21 | 5 | .808 | 14 | 2 | 1st |
| Canisius | Western N.Y. Little 3 | L | 20 | 5 | .800 | 2 | 1 | 22 | 6 | .786 | 3 | 1 | T1st |
| UConn | Yankee | Q | 17 | 7 | .708 | 0 | 1 | 17 | 8 | .680 | 8 | 0 | 1st |
| Hardin-Simmons | Border | Q | 17 | 8 | .680 | 0 | 1 | 17 | 9 | .654 | 7 | 3 | 2d |
| Idaho St. | Rocky Mountain | Q | 24 | 2 | .923 | 1 | 2 | 25 | 4 | .862 | 12 | 0 | 1st |

| School | Conference | How | Pre-Tourney | | | Tourney | | Final | | | Conf. | | |
|----------------|-------------------------------|-----|-------------|----|-------|---------|---|-------|----|-------|-------|---|------|
| | | | W | L | Pct. | W | L | W | L | Pct. | W | L | Fin. |
| Kansas | Big Seven | Q | 21 | 2 | .913 | 3 | 1 | 24 | 3 | .889 | 11 | 1 | 1st |
| Kentucky | Southeastern | Q | 22 | 4 | .846 | 1 | 1 | 23 | 5 | .821 | 12 | 2 | 1st |
| Lafayette | Independent (Middle Atlantic) | Q | 22 | 3 | .880 | 0 | 2 | 22 | 5 | .815 | — | — | — |
| Loyola (LA) | Independent | L | 14 | 11 | .560 | 0 | 1 | 14 | 12 | .538 | — | — | — |
| Miami (OH) | Mid-American | Q | 17 | 7 | .708 | 0 | 1 | 17 | 8 | .680 | 11 | 1 | 1st |
| Michigan St. | Big Ten | Q | 14 | 8 | .636 | 2 | 2 | 16 | 10 | .615 | 10 | 4 | T1st |
| Morehead St. | Ohio Valley | Q | 19 | 7 | .731 | 0 | 1 | 19 | 8 | .704 | 9 | 1 | T1st |
| North Carolina | Atlantic Coast | Q | 27 | 0 | 1.000 | 5 | 0 | 32 | 0 | 1.000 | 14 | 0 | 1st |
| Notre Dame | Independent | L | 18 | 7 | .720 | 2 | 1 | 20 | 8 | .714 | — | — | — |
| Oklahoma City | Independent | L | 17 | 8 | .680 | 2 | 1 | 19 | 9 | .679 | — | — | — |
| Pittsburgh | Independent | L | 15 | 9 | .625 | 1 | 2 | 16 | 11 | .593 | — | — | — |
| Saint Louis | Missouri Valley | Q | 19 | 7 | .731 | 0 | 2 | 19 | 9 | .679 | 12 | 2 | 1st |
| San Francisco | West Coast | Q | 18 | 6 | .750 | 3 | 1 | 21 | 7 | .750 | 12 | 2 | 1st |
| SMU | Southwest | Q | 21 | 3 | .875 | 1 | 1 | 22 | 4 | .846 | 11 | 1 | 1st |
| Syracuse | Independent | L | 16 | 6 | .727 | 2 | 1 | 18 | 7 | .720 | — | — | — |
| West Virginia | Southern | Q | 25 | 4 | .862 | 0 | 1 | 25 | 5 | .833 | 12 | 0 | 1st |
| Yale | Ivy | L | 18 | 7 | .720 | 0 | 1 | 18 | 8 | .692 | 12 | 2 | 1st |

1958 TOURNAMENT

| School | Conference | How | Pre-Tourney | | | Tourney | | Final | | | Conf. | | |
|----------------|-------------------------------|-----|-------------|----|------|---------|---|-------|----|------|-------|---|------|
| | | | W | L | Pct. | W | L | W | L | Pct. | W | L | Fin. |
| Arizona St. | Border | Q | 13 | 12 | .520 | 0 | 1 | 13 | 13 | .500 | 8 | 2 | 1st |
| Arkansas | Southwest | Q | 17 | 8 | .680 | 0 | 2 | 17 | 10 | .630 | 9 | 5 | T1st |
| Boston College | Independent | L | 15 | 5 | .750 | 0 | 1 | 15 | 6 | .714 | — | — | — |
| California | Pacific Coast | Q | 18 | 8 | .692 | 1 | 1 | 19 | 9 | .679 | 12 | 4 | T1st |
| Cincinnati | Missouri Valley | Q | 24 | 2 | .923 | 1 | 1 | 25 | 3 | .893 | 13 | 1 | 1st |
| UConn | Yankee | Q | 17 | 9 | .654 | 0 | 1 | 17 | 10 | .630 | 10 | 0 | 1st |
| Dartmouth | Ivy | L | 20 | 4 | .833 | 2 | 1 | 22 | 5 | .815 | 11 | 3 | 1st |
| Idaho St. | Rocky Mountain | Q | 21 | 4 | .840 | 1 | 2 | 22 | 6 | .786 | 10 | 0 | 1st |
| Indiana | Big Ten | Q | 12 | 10 | .545 | 1 | 1 | 13 | 11 | .542 | 10 | 4 | 1st |
| Kansas St. | Big Seven | Q | 20 | 3 | .870 | 2 | 2 | 22 | 5 | .815 | 10 | 2 | 1st |
| Kentucky | Southeastern | Q | 19 | 6 | .760 | 4 | 0 | 23 | 6 | .793 | 12 | 2 | 1st |
| Loyola (LA) | Independent | L | 16 | 8 | .667 | 0 | 1 | 16 | 9 | .640 | — | — | — |
| Manhattan | Independent | L | 15 | 8 | .652 | 1 | 2 | 16 | 10 | .615 | — | — | — |
| Maryland | Atlantic Coast | Q | 20 | 6 | .769 | 2 | 1 | 22 | 7 | .759 | 9 | 5 | 4th |
| Miami (OH) | Mid-American | Q | 17 | 7 | .708 | 1 | 2 | 18 | 9 | .667 | 12 | 0 | 1st |
| Notre Dame | Independent | L | 22 | 4 | .846 | 2 | 1 | 24 | 5 | .828 | — | — | — |
| Oklahoma St. | Independent | L | 19 | 7 | .731 | 2 | 1 | 21 | 8 | .724 | — | — | — |
| Pittsburgh | Independent | L | 18 | 6 | .750 | 0 | 1 | 18 | 7 | .720 | — | — | — |
| San Francisco | West Coast | Q | 24 | 1 | .960 | 1 | 1 | 25 | 2 | .926 | 12 | 0 | 1st |
| Seattle U. | Independent | L | 19 | 5 | .792 | 4 | 1 | 23 | 6 | .793 | — | — | — |
| Temple | Independent (Middle Atlantic) | Q | 24 | 2 | .923 | 3 | 1 | 27 | 3 | .900 | — | — | — |
| Tennessee Tech | Ohio Valley | Q | 17 | 8 | .680 | 0 | 1 | 17 | 9 | .654 | 8 | 2 | 1st |
| West Virginia | Southern | Q | 26 | 1 | .963 | 0 | 1 | 26 | 2 | .929 | 12 | 0 | 1st |
| Wyoming | Mountain States | Q | 13 | 13 | .500 | 0 | 1 | 13 | 14 | .481 | 10 | 4 | 1st |

1959 TOURNAMENT

| School | Conference | How | Pre-Tourney | | | Tourney | | Final | | | Conf. | | |
|---------------|-----------------|-----|-------------|----|------|---------|---|-------|----|------|-------|---|------|
| | | | W | L | Pct. | W | L | W | L | Pct. | W | L | Fin. |
| Boston U. | Independent | L | 18 | 6 | .750 | 2 | 1 | 20 | 7 | .741 | — | — | — |
| Bowling Green | Mid-American | Q | 18 | 7 | .720 | 0 | 1 | 18 | 8 | .692 | 9 | 3 | T1st |
| California | Pacific Coast | Q | 21 | 4 | .840 | 4 | 0 | 25 | 4 | .862 | 14 | 2 | 1st |
| Cincinnati | Missouri Valley | Q | 23 | 3 | .885 | 3 | 1 | 26 | 4 | .867 | 13 | 1 | 1st |
| UConn | Yankee | Q | 17 | 6 | .739 | 0 | 1 | 17 | 7 | .708 | 8 | 2 | 1st |
| Dartmouth | Ivy | L | 22 | 5 | .815 | 0 | 1 | 22 | 6 | .786 | 14 | 1 | 1st |
| DePaul | Independent | L | 12 | 9 | .571 | 1 | 2 | 13 | 11 | .542 | — | — | — |
| Eastern Ky. | Ohio Valley | Q | 16 | 5 | .762 | 0 | 1 | 16 | 6 | .727 | 10 | 2 | 1st |
| Idaho St. | Rocky Mountain | Q | 19 | 6 | .760 | 2 | 1 | 21 | 7 | .750 | 9 | 1 | 1st |
| Kansas St. | Big Eight | Q | 24 | 1 | .960 | 1 | 1 | 25 | 2 | .926 | 14 | 0 | 1st |
| Kentucky | Southeastern | Q | 23 | 2 | .920 | 1 | 1 | 24 | 3 | .889 | 12 | 2 | T2d |
| Louisville | Independent | L | 16 | 10 | .615 | 3 | 2 | 19 | 12 | .613 | — | — | — |
| Marquette | Independent | L | 22 | 4 | .846 | 1 | 2 | 23 | 6 | .793 | — | — | — |
| Michigan St. | Big Ten | Q | 18 | 3 | .857 | 1 | 1 | 19 | 4 | .826 | 12 | 2 | 1st |
| Navy | Independent | L | 16 | 5 | .762 | 2 | 1 | 18 | 6 | .750 | — | — | — |

| School | Conference | How | Pre-Tourney | | | Tourney | | Final | | | Conf. | | |
|-------------------|-----------------|-----|-------------|----|------|---------|---|-------|----|------|-------|---|------|
| | | | W | L | Pct. | W | L | W | L | Pct. | W | L | Fin. |
| New Mexico St. | Border | Q | 17 | 10 | .630 | 0 | 1 | 17 | 11 | .607 | 7 | 3 | T1st |
| North Carolina | Atlantic Coast | Q | 20 | 4 | .833 | 0 | 1 | 20 | 5 | .800 | 12 | 2 | T1st |
| Portland | Independent | L | 19 | 7 | .731 | 0 | 1 | 19 | 8 | .704 | — | — | — |
| Saint Joseph's | Middle Atlantic | Q | 22 | 3 | .880 | 0 | 2 | 22 | 5 | .815 | 7 | 0 | 1st |
| Saint Mary's (CA) | West Coast | Q | 18 | 5 | .783 | 1 | 1 | 19 | 6 | .760 | 11 | 1 | 1st |
| TCU | Southwest | Q | 19 | 5 | .792 | 1 | 1 | 20 | 6 | .769 | 12 | 2 | 1st |
| Utah | Mountain States | Q | 21 | 5 | .808 | 0 | 2 | 21 | 7 | .750 | 13 | 1 | 1st |
| West Virginia | Southern | Q | 25 | 4 | .862 | 4 | 1 | 29 | 5 | .853 | 11 | 0 | 1st |

1960 TOURNAMENT

| School | Conference | How | Pre-Tourney | | | Tourney | | Final | | | Conf. | | |
|---------------------|-------------------------|-----|-------------|----|------|---------|---|-------|----|------|-------|---|------|
| | | | W | L | Pct. | W | L | W | L | Pct. | W | L | Fin. |
| School | Conference | How | W | L | Pct. | W | L | W | L | Pct. | W | L | Fin. |
| Air Force | Independent | L | 12 | 9 | .571 | 0 | 1 | 12 | 10 | .545 | — | — | — |
| California | AAWU | L | 24 | 1 | .960 | 4 | 1 | 28 | 2 | .933 | 11 | 1 | 1st |
| Cincinnati | Missouri Valley | Q | 25 | 1 | .962 | 3 | 1 | 28 | 2 | .933 | 13 | 1 | 1st |
| UConn | Yankee | Q | 17 | 8 | .680 | 0 | 1 | 17 | 9 | .654 | 8 | 2 | 1st |
| DePaul | Independent | L | 15 | 6 | .714 | 2 | 1 | 17 | 7 | .708 | — | — | — |
| Duke | Atlantic Coast | Q | 15 | 10 | .600 | 2 | 1 | 17 | 11 | .607 | 7 | 7 | 4th |
| Georgia Tech | Southeastern | Q | 21 | 5 | .808 | 1 | 1 | 22 | 6 | .786 | 11 | 3 | 2d |
| Idaho St. | Rocky Mountain | L | 21 | 4 | .840 | 0 | 1 | 21 | 5 | .808 | 8 | 0 | 1st |
| Kansas | Big Eight | Q | 18 | 8 | .692 | 1 | 1 | 19 | 9 | .679 | 10 | 4 | T1st |
| Miami (FL) | Florida Intercollegiate | L | 23 | 3 | .885 | 0 | 1 | 23 | 4 | .852 | 9 | 1 | 1st |
| Navy | Independent | L | 16 | 5 | .762 | 0 | 1 | 16 | 6 | .727 | — | — | — |
| New Mexico St. | Border | Q | 20 | 6 | .769 | 0 | 1 | 20 | 7 | .741 | 8 | 2 | 1st |
| NYU | Independent | L | 19 | 3 | .864 | 3 | 2 | 22 | 5 | .815 | — | — | — |
| Notre Dame | Independent | L | 17 | 8 | .680 | 0 | 1 | 17 | 9 | .654 | — | — | — |
| Ohio | Mid-American | Q | 15 | 6 | .714 | 1 | 2 | 16 | 8 | .667 | 10 | 2 | 1st |
| Ohio St. | Big Ten | Q | 21 | 3 | .875 | 4 | 0 | 25 | 3 | .893 | 13 | 1 | 1st |
| Oregon | Independent | L | 17 | 9 | .654 | 2 | 1 | 19 | 10 | .655 | — | — | — |
| Princeton | Ivy | L | 15 | 8 | .652 | 0 | 1 | 15 | 9 | .625 | 11 | 3 | 1st |
| Saint Joseph's | Middle Atlantic | Q | 20 | 5 | .800 | 0 | 2 | 20 | 7 | .741 | 7 | 1 | 1st |
| Santa Clara | West Coast | Q | 21 | 8 | .724 | 0 | 2 | 21 | 10 | .677 | 9 | 3 | T1st |
| Southern California | AAWU | L | 16 | 10 | .615 | 0 | 1 | 16 | 11 | .593 | 5 | 7 | 3d |
| Texas | Southwest | Q | 18 | 6 | .750 | 0 | 2 | 18 | 8 | .692 | 11 | 3 | 1st |
| Utah | Mountain States | Q | 24 | 2 | .923 | 2 | 1 | 26 | 3 | .897 | 13 | 1 | 1st |
| West Virginia | Southern | Q | 24 | 4 | .857 | 2 | 1 | 26 | 5 | .839 | 9 | 2 | 2d |
| Western Ky. | Ohio Valley | Q | 19 | 6 | .760 | 2 | 1 | 21 | 7 | .750 | 10 | 2 | 1st |

1961 TOURNAMENT

| School | Conference | How | Pre-Tourney | | | Tourney | | Final | | | Conf. | | |
|---------------------|-----------------|-----|-------------|----|-------|---------|---|-------|----|------|-------|---|------|
| | | | W | L | Pct. | W | L | W | L | Pct. | W | L | Fin. |
| Arizona St. | Border | Q | 21 | 5 | .808 | 2 | 1 | 23 | 6 | .793 | 9 | 1 | T1st |
| Cincinnati | Missouri Valley | Q | 23 | 3 | .885 | 4 | 0 | 27 | 3 | .900 | 10 | 2 | 1st |
| George Washington | Southern | Q | 9 | 16 | .360 | 0 | 1 | 9 | 17 | .346 | 3 | 9 | 7th |
| Houston | Independent | L | 16 | 9 | .640 | 1 | 2 | 17 | 11 | .607 | — | — | — |
| Kansas St. | Big Eight | Q | 21 | 4 | .840 | 1 | 1 | 22 | 5 | .815 | 13 | 1 | 1st |
| Kentucky | Southeastern | Q | 18 | 8 | .692 | 1 | 1 | 19 | 9 | .679 | 10 | 4 | T2d |
| Louisville | Independent | L | 19 | 7 | .731 | 2 | 1 | 21 | 8 | .724 | — | — | — |
| Loyola Marymount | West Coast | Q | 19 | 6 | .760 | 1 | 1 | 20 | 7 | .741 | 10 | 2 | 1st |
| Marquette | Independent | L | 16 | 10 | .615 | 0 | 1 | 16 | 11 | .593 | — | — | — |
| Morehead St. | Ohio Valley | Q | 18 | 10 | .643 | 1 | 2 | 19 | 12 | .613 | 9 | 3 | T1st |
| Ohio | Mid-American | Q | 17 | 6 | .739 | 0 | 1 | 17 | 7 | .708 | 10 | 2 | 1st |
| Ohio St. | Big Ten | Q | 24 | 0 | 1.000 | 3 | 1 | 27 | 1 | .964 | 14 | 0 | 1st |
| Oregon | Independent | L | 15 | 11 | .577 | 0 | 1 | 15 | 12 | .556 | — | — | — |
| Princeton | Ivy | L | 17 | 6 | .739 | 1 | 2 | 18 | 8 | .692 | 11 | 3 | 1st |
| Rhode Island | Yankee | Q | 18 | 8 | .692 | 0 | 1 | 18 | 9 | .667 | 9 | 1 | 1st |
| St. Bonaventure | Independent | L | 22 | 3 | .880 | 2 | 1 | 24 | 4 | .857 | — | — | — |
| St. John's (NY) | Independent | L | 20 | 4 | .833 | 0 | 1 | 20 | 5 | .800 | — | — | — |
| Saint Joseph's | Middle Atlantic | Q | 22 | 4 | .846 | 3 | 1 | 25 | 5 | .833 | 8 | 0 | 1st |
| Seattle U. | Independent | L | 18 | 7 | .720 | 0 | 1 | 18 | 8 | .692 | — | — | — |
| Southern California | AAWU | Q | 20 | 6 | .769 | 1 | 2 | 21 | 8 | .724 | 9 | 3 | 1st |
| Texas Tech | Southwest | Q | 14 | 9 | .609 | 1 | 1 | 15 | 10 | .600 | 11 | 3 | 1st |
| Utah | Mountain States | Q | 21 | 6 | .778 | 2 | 2 | 23 | 8 | .742 | 12 | 2 | T1st |

| School | Conference | How | Pre-Tourney | | | Tourney | | Final | | | Conf. | | |
|-------------|----------------|-----|-------------|----|------|---------|---|-------|----|------|-------|---|------|
| | | | W | L | Pct. | W | L | W | L | Pct. | W | L | Fin. |
| Wake Forest | Atlantic Coast | Q | 17 | 10 | .630 | 2 | 1 | 19 | 11 | .633 | 11 | 3 | 2d |
| Xavier | Independent | L | 17 | 9 | .654 | 0 | 1 | 17 | 10 | .630 | — | — | — |

1962 TOURNAMENT

| School | Conference | How | Pre-Tourney | | | Tourney | | Final | | | Conf. | | |
|----------------|--------------------|-----|-------------|----|------|---------|---|-------|----|------|-------|---|------|
| | | | W | L | Pct. | W | L | W | L | Pct. | W | L | Fin. |
| Air Force | Independent | L | 16 | 6 | .727 | 0 | 1 | 16 | 7 | .696 | — | — | — |
| Arizona St. | Border | Q | 23 | 3 | .885 | 0 | 1 | 23 | 4 | .852 | 8 | 0 | 1st |
| Bowling Green | Mid-American | Q | 21 | 3 | .875 | 0 | 1 | 21 | 4 | .840 | 11 | 1 | 1st |
| Butler | Indiana Collegiate | L | 20 | 5 | .800 | 2 | 1 | 22 | 6 | .786 | 10 | 2 | 1st |
| Cincinnati | Missouri Valley | Q | 25 | 2 | .926 | 4 | 0 | 29 | 2 | .935 | 10 | 2 | T1st |
| Colorado | Big Eight | Q | 18 | 6 | .750 | 1 | 1 | 19 | 7 | .731 | 13 | 1 | 1st |
| Creighton | Independent | L | 19 | 4 | .826 | 2 | 1 | 21 | 5 | .808 | — | — | — |
| Detroit Mercy | Independent | L | 15 | 11 | .577 | 0 | 1 | 15 | 12 | .556 | — | — | — |
| Kentucky | Southeastern | Q | 22 | 2 | .917 | 1 | 1 | 23 | 3 | .885 | 13 | 1 | T1st |
| Massachusetts | Yankee | Q | 15 | 8 | .652 | 0 | 1 | 15 | 9 | .625 | 8 | 2 | 1st |
| Memphis | Independent | L | 15 | 6 | .714 | 0 | 1 | 15 | 7 | .682 | — | — | — |
| NYU | Independent | L | 18 | 4 | .818 | 2 | 1 | 20 | 5 | .800 | — | — | — |
| Ohio St. | Big Ten | Q | 23 | 1 | .958 | 3 | 1 | 26 | 2 | .929 | 13 | 1 | 1st |
| Oregon St. | Independent | L | 22 | 4 | .846 | 2 | 1 | 24 | 5 | .828 | — | — | — |
| Pepperdine | West Coast | Q | 19 | 6 | .760 | 1 | 1 | 20 | 7 | .741 | 11 | 1 | 1st |
| Saint Joseph's | Middle Atlantic | Q | 18 | 8 | .692 | 0 | 2 | 18 | 10 | .643 | 9 | 1 | 1st |
| Seattle U. | Independent | L | 18 | 8 | .692 | 0 | 1 | 18 | 9 | .667 | — | — | — |
| Texas Tech | Southwest | Q | 18 | 6 | .750 | 1 | 2 | 19 | 8 | .704 | 11 | 3 | T1st |
| UCLA | AAWU | Q | 16 | 9 | .640 | 2 | 2 | 18 | 11 | .621 | 10 | 2 | 1st |
| Utah St. | Mountain States | Q | 21 | 5 | .808 | 1 | 2 | 22 | 7 | .759 | 12 | 2 | 2d |
| Villanova | Independent | L | 19 | 6 | .760 | 2 | 1 | 21 | 7 | .750 | — | — | — |
| Wake Forest | Atlantic Coast | Q | 18 | 8 | .692 | 4 | 1 | 22 | 9 | .710 | 12 | 2 | 1st |
| West Virginia | Southern | Q | 24 | 5 | .828 | 0 | 1 | 24 | 6 | .800 | 12 | 1 | 1st |
| Western Ky. | Ohio Valley | Q | 16 | 8 | .667 | 1 | 2 | 17 | 10 | .630 | 11 | 1 | 1st |
| Yale | Ivy | L | 18 | 5 | .783 | 0 | 1 | 18 | 6 | .750 | 13 | 1 | 1st |

1963 TOURNAMENT

| School | Conference | How | Pre-Tourney | | | Tourney | | Final | | | Conf. | | |
|-----------------|------------------|-----|-------------|---|------|---------|---|-------|----|------|-------|---|------|
| | | | W | L | Pct. | W | L | W | L | Pct. | W | L | Fin. |
| Arizona St. | Western Athletic | Q | 24 | 2 | .923 | 2 | 1 | 26 | 3 | .897 | 9 | 1 | 1st |
| Bowling Green | Mid-American | Q | 18 | 6 | .750 | 1 | 2 | 19 | 8 | .704 | 9 | 3 | 1st |
| Cincinnati | Missouri Valley | Q | 23 | 1 | .958 | 3 | 1 | 26 | 2 | .929 | 11 | 1 | 1st |
| Colorado | Big Eight | Q | 18 | 6 | .750 | 1 | 1 | 19 | 7 | .731 | 11 | 3 | T1st |
| Colorado St. | Independent | L | 18 | 4 | .818 | 0 | 1 | 18 | 5 | .783 | — | — | — |
| UConn | Yankee | Q | 18 | 6 | .750 | 0 | 1 | 18 | 7 | .720 | 9 | 1 | 1st |
| Duke | Atlantic Coast | Q | 24 | 2 | .923 | 3 | 1 | 27 | 3 | .900 | 14 | 0 | 1st |
| Illinois | Big Ten | Q | 19 | 5 | .792 | 1 | 1 | 20 | 6 | .769 | 11 | 3 | T1st |
| Loyola Chicago | Independent | L | 24 | 2 | .923 | 5 | 0 | 29 | 2 | .935 | — | — | — |
| Mississippi St. | Southeastern | Q | 21 | 5 | .808 | 1 | 1 | 22 | 6 | .786 | 12 | 2 | 1st |
| NYU | Independent | L | 17 | 3 | .850 | 1 | 2 | 18 | 5 | .783 | — | — | — |
| Notre Dame | Independent | L | 17 | 8 | .680 | 0 | 1 | 17 | 9 | .654 | — | — | — |
| Oklahoma City | Independent | L | 18 | 8 | .692 | 1 | 2 | 19 | 10 | .655 | — | — | — |
| Oregon St. | Independent | L | 19 | 7 | .731 | 3 | 2 | 22 | 9 | .710 | — | — | — |
| Pittsburgh | Independent | L | 19 | 5 | .792 | 0 | 1 | 19 | 6 | .760 | — | — | — |
| Princeton | Ivy | Q | 19 | 5 | .792 | 0 | 1 | 19 | 6 | .760 | 12 | 3 | 1st |
| Saint Joseph's | Middle Atlantic | Q | 21 | 4 | .840 | 2 | 1 | 23 | 5 | .821 | 8 | 0 | 1st |
| San Francisco | West Coast | Q | 17 | 8 | .680 | 1 | 1 | 18 | 9 | .667 | 10 | 2 | 1st |
| Seattle U. | Independent | L | 21 | 5 | .808 | 0 | 1 | 21 | 6 | .778 | — | — | — |
| Tennessee Tech | Ohio Valley | Q | 16 | 7 | .696 | 0 | 1 | 16 | 8 | .667 | 8 | 4 | T1st |
| Texas | Southwest | Q | 18 | 6 | .750 | 2 | 1 | 20 | 7 | .741 | 13 | 1 | 1st |
| UTEP | Independent | L | 19 | 6 | .760 | 0 | 1 | 19 | 7 | .731 | — | — | — |
| UCLA | AAWU | Q | 20 | 7 | .741 | 0 | 2 | 20 | 9 | .690 | 7 | 5 | T1st |
| Utah St. | Independent | L | 20 | 6 | .769 | 0 | 1 | 20 | 7 | .741 | — | — | — |
| West Virginia | Southern | Q | 21 | 7 | .750 | 2 | 1 | 23 | 8 | .742 | 11 | 2 | 1st |

1964 TOURNAMENT

| School | Conference | How | Pre-Tourney | | | Tourney | | Final | | | Conf. | | |
|----------------|------------------|-----|-------------|----|-------|---------|---|-------|----|-------|-------|---|------|
| | | | W | L | Pct. | W | L | W | L | Pct. | W | L | Fin. |
| Arizona St. | Western Athletic | Q | 16 | 10 | .615 | 0 | 1 | 16 | 11 | .593 | 4 | 6 | T4th |
| UConn | Yankee | Q | 14 | 10 | .583 | 2 | 1 | 16 | 11 | .593 | 8 | 2 | T1st |
| Creighton | Independent | L | 21 | 5 | .808 | 1 | 2 | 22 | 7 | .759 | — | — | — |
| Duke | Atlantic Coast | Q | 23 | 4 | .852 | 3 | 1 | 26 | 5 | .839 | 13 | 1 | 1st |
| Kansas St. | Big Eight | Q | 20 | 5 | .800 | 2 | 2 | 22 | 7 | .759 | 12 | 2 | 1st |
| Kentucky | Southeastern | Q | 21 | 4 | .840 | 0 | 2 | 21 | 6 | .778 | 11 | 3 | 1st |
| Louisville | Independent | L | 15 | 9 | .625 | 0 | 1 | 15 | 10 | .600 | — | — | — |
| Loyola Chicago | Independent | L | 20 | 5 | .800 | 2 | 1 | 22 | 6 | .786 | — | — | — |
| Michigan | Big Ten | Q | 20 | 4 | .833 | 3 | 1 | 23 | 5 | .821 | 11 | 3 | T1st |
| Murray St. | Ohio Valley | Q | 16 | 8 | .667 | 0 | 1 | 16 | 9 | .640 | 11 | 3 | 1st |
| Ohio | Mid-American | Q | 19 | 5 | .792 | 2 | 1 | 21 | 6 | .778 | 10 | 2 | 1st |
| Oklahoma City | Independent | L | 15 | 10 | .600 | 0 | 1 | 15 | 11 | .577 | — | — | — |
| Oregon St. | Independent | L | 25 | 3 | .893 | 0 | 1 | 25 | 4 | .862 | — | — | — |
| Princeton | Ivy | Q | 19 | 7 | .731 | 1 | 2 | 20 | 9 | .690 | 12 | 2 | 1st |
| Providence | Independent | L | 20 | 5 | .800 | 0 | 1 | 20 | 6 | .769 | — | — | — |
| San Francisco | West Coast | Q | 22 | 4 | .846 | 1 | 1 | 23 | 5 | .821 | 12 | 0 | 1st |
| Seattle U. | Independent | L | 20 | 5 | .800 | 2 | 1 | 22 | 6 | .786 | — | — | — |
| Temple | Middle Atlantic | Q | 17 | 7 | .708 | 0 | 1 | 17 | 8 | .680 | 6 | 1 | 1st |
| UTEP | Independent | L | 23 | 2 | .920 | 2 | 1 | 25 | 3 | .893 | — | — | — |
| Texas A&M | Southwest | Q | 18 | 6 | .750 | 0 | 1 | 18 | 7 | .720 | 13 | 1 | 1st |
| UCLA | AAWU | Q | 26 | 0 | 1.000 | 4 | 0 | 30 | 0 | 1.000 | 15 | 0 | 1st |
| Utah St. | Independent | L | 20 | 6 | .769 | 1 | 2 | 21 | 8 | .724 | — | — | — |
| Villanova | Independent | L | 22 | 3 | .880 | 2 | 1 | 24 | 4 | .857 | — | — | — |
| VMI | Southern | Q | 12 | 11 | .522 | 0 | 1 | 12 | 12 | .500 | 7 | 7 | 4th |
| Wichita St. | Missouri Valley | Q | 22 | 5 | .815 | 1 | 1 | 23 | 6 | .793 | 10 | 2 | T1st |

1965 TOURNAMENT

| School | Conference | How | Pre-Tourney | | | Tourney | | Final | | | Conf. | | |
|--------------------|------------------|-----|-------------|----|------|---------|---|-------|----|------|-------|---|------|
| | | | W | L | Pct. | W | L | W | L | Pct. | W | L | Fin. |
| BYU | Western Athletic | Q | 21 | 5 | .808 | 0 | 2 | 21 | 7 | .750 | 8 | 2 | 1st |
| Colorado St. | Independent | L | 16 | 7 | .696 | 0 | 1 | 16 | 8 | .667 | — | — | — |
| UConn | Yankee | Q | 23 | 2 | .920 | 0 | 1 | 23 | 3 | .885 | 10 | 0 | 1st |
| Dayton | Independent | L | 20 | 6 | .769 | 2 | 1 | 22 | 7 | .759 | — | — | — |
| DePaul | Independent | L | 16 | 8 | .667 | 1 | 2 | 17 | 10 | .630 | — | — | — |
| Eastern Ky. | Ohio Valley | Q | 19 | 5 | .792 | 0 | 1 | 19 | 6 | .760 | 13 | 1 | 1st |
| Houston | Independent | L | 18 | 8 | .692 | 1 | 2 | 19 | 10 | .655 | — | — | — |
| Michigan | Big Ten | Q | 21 | 3 | .875 | 3 | 1 | 24 | 4 | .857 | 13 | 1 | 1st |
| North Carolina St. | Atlantic Coast | Q | 20 | 4 | .833 | 1 | 1 | 21 | 5 | .808 | 10 | 4 | T2d |
| Notre Dame | Independent | L | 15 | 11 | .577 | 0 | 1 | 15 | 12 | .556 | — | — | — |
| Ohio | Mid-American | Q | 19 | 6 | .760 | 0 | 1 | 19 | 7 | .731 | 11 | 1 | T1st |
| Oklahoma City | Independent | L | 19 | 9 | .679 | 2 | 1 | 21 | 10 | .677 | — | — | — |
| Oklahoma St. | Big Eight | Q | 19 | 6 | .760 | 1 | 1 | 20 | 7 | .741 | 12 | 2 | 1st |
| Penn St. | Independent | L | 20 | 3 | .870 | 0 | 1 | 20 | 4 | .833 | — | — | — |
| Princeton | Ivy | Q | 19 | 5 | .792 | 4 | 1 | 23 | 6 | .793 | 13 | 1 | 1st |
| Providence | Independent | L | 22 | 1 | .957 | 2 | 1 | 24 | 2 | .923 | — | — | — |
| Saint Joseph's | Middle Atlantic | Q | 25 | 1 | .962 | 1 | 2 | 26 | 3 | .897 | — | — | 1st |
| San Francisco | West Coast | Q | 23 | 4 | .852 | 1 | 1 | 24 | 5 | .828 | 13 | 1 | 1st |
| SMU | Southwest | Q | 16 | 9 | .640 | 1 | 1 | 17 | 10 | .630 | 10 | 4 | T1st |
| UCLA | AAWU | Q | 24 | 2 | .923 | 4 | 0 | 28 | 2 | .933 | 14 | 0 | 1st |
| Vanderbilt | Southeastern | Q | 23 | 3 | .885 | 1 | 1 | 24 | 4 | .857 | 15 | 1 | 1st |
| West Virginia | Southern | Q | 14 | 14 | .500 | 0 | 1 | 14 | 15 | .483 | 8 | 6 | 4th |
| Wichita St. | Missouri Valley | Q | 19 | 7 | .731 | 2 | 2 | 21 | 9 | .700 | 11 | 3 | 1st |

1966 TOURNAMENT

| School | Conference | How | Pre-Tourney | | | Tourney | | Final | | | Conf. | | |
|--------------|-----------------|-----|-------------|---|------|---------|---|-------|---|------|-------|---|------|
| | | | W | L | Pct. | W | L | W | L | Pct. | W | L | Fin. |
| Cincinnati | Missouri Valley | Q | 21 | 5 | .808 | 0 | 2 | 21 | 7 | .750 | 10 | 4 | 1st |
| Colorado St. | Independent | L | 14 | 7 | .667 | 0 | 1 | 14 | 8 | .636 | — | — | — |
| Davidson | Southern | Q | 20 | 5 | .800 | 1 | 2 | 21 | 7 | .750 | 11 | 1 | 1st |
| Dayton | Independent | L | 22 | 4 | .846 | 1 | 2 | 23 | 6 | .793 | — | — | — |
| Duke | Atlantic Coast | Q | 23 | 3 | .885 | 3 | 1 | 26 | 4 | .867 | 12 | 2 | 1st |
| Houston | Independent | L | 21 | 5 | .808 | 2 | 1 | 23 | 6 | .793 | — | — | — |
| Kansas | Big Eight | Q | 22 | 3 | .880 | 1 | 1 | 23 | 4 | .852 | 13 | 1 | 1st |

| School | Conference | How | Pre-Tourney | | | Tourney | | Final | | | Conf. | | |
|----------------|------------------|-----|-------------|---|------|---------|---|-------|---|------|-------|---|------|
| | | | W | L | Pct. | W | L | W | L | Pct. | W | L | Fin. |
| Kentucky | Southeastern | Q | 24 | 1 | .960 | 3 | 1 | 27 | 2 | .931 | 15 | 1 | 1st |
| Loyola Chicago | Independent | L | 22 | 2 | .917 | 0 | 1 | 22 | 3 | .880 | — | — | — |
| Miami (OH) | Mid-American | Q | 18 | 6 | .750 | 0 | 1 | 18 | 7 | .720 | 11 | 1 | 1st |
| Michigan | Big Ten | Q | 17 | 7 | .708 | 1 | 1 | 18 | 8 | .692 | 11 | 3 | 1st |
| Oklahoma City | Independent | L | 24 | 4 | .857 | 0 | 1 | 24 | 5 | .828 | — | — | — |
| Oregon St. | AAWU | Q | 20 | 6 | .769 | 1 | 1 | 21 | 7 | .750 | 12 | 2 | 1st |
| Pacific | West Coast | Q | 22 | 4 | .846 | 0 | 2 | 22 | 6 | .786 | 13 | 1 | 1st |
| Providence | Independent | L | 22 | 4 | .846 | 0 | 1 | 22 | 5 | .815 | — | — | — |
| Rhode Island | Yankee | Q | 20 | 7 | .741 | 0 | 1 | 20 | 8 | .714 | 9 | 1 | T1st |
| Saint Joseph's | Middle Atlantic | Q | 22 | 4 | .846 | 2 | 1 | 24 | 5 | .828 | — | — | 1st |
| SMU | Southwest | Q | 16 | 8 | .667 | 1 | 1 | 17 | 9 | .654 | 11 | 3 | 1st |
| Syracuse | Independent | L | 21 | 5 | .808 | 1 | 1 | 22 | 6 | .786 | — | — | — |
| UTEP | Independent | L | 23 | 1 | .958 | 5 | 0 | 28 | 1 | .966 | — | — | — |
| Utah | Western Athletic | Q | 21 | 6 | .778 | 2 | 2 | 23 | 8 | .742 | 7 | 3 | 1st |
| Western Ky. | Ohio Valley | Q | 23 | 2 | .920 | 2 | 1 | 25 | 3 | .893 | 14 | 0 | 1st |

1967 TOURNAMENT

| School | Conference | How | Pre-Tourney | | | Tourney | | Final | | | Conf. | | |
|-----------------|------------------|-----|-------------|----|-------|---------|---|-------|----|-------|-------|---|------|
| | | | W | L | Pct. | W | L | W | L | Pct. | W | L | Fin. |
| Boston College | Independent | L | 19 | 2 | .905 | 2 | 1 | 21 | 3 | .875 | — | — | — |
| UConn | Yankee | Q | 17 | 6 | .739 | 0 | 1 | 17 | 7 | .708 | 9 | 1 | 1st |
| Dayton | Independent | L | 21 | 5 | .808 | 4 | 1 | 25 | 6 | .806 | — | — | — |
| Houston | Independent | L | 23 | 3 | .885 | 4 | 1 | 27 | 4 | .871 | — | — | — |
| Indiana | Big Ten | Q | 17 | 7 | .708 | 1 | 1 | 18 | 8 | .692 | 10 | 4 | T1st |
| Kansas | Big Eight | Q | 22 | 3 | .880 | 1 | 1 | 23 | 4 | .852 | 13 | 1 | 1st |
| Louisville | Missouri Valley | Q | 23 | 3 | .885 | 0 | 2 | 23 | 5 | .821 | 12 | 2 | 1st |
| New Mexico St. | Independent | L | 15 | 10 | .600 | 0 | 1 | 15 | 11 | .577 | — | — | — |
| North Carolina | Atlantic Coast | Q | 24 | 4 | .857 | 2 | 2 | 26 | 6 | .813 | 12 | 2 | 1st |
| Pacific | West Coast | Q | 23 | 3 | .885 | 1 | 1 | 24 | 4 | .857 | 14 | 0 | 1st |
| Princeton | Ivy | Q | 23 | 2 | .920 | 2 | 1 | 25 | 3 | .893 | 13 | 1 | 1st |
| St. John's (NY) | Independent | L | 22 | 3 | .880 | 1 | 2 | 23 | 5 | .821 | — | — | — |
| Seattle U. | Independent | L | 18 | 7 | .720 | 0 | 1 | 18 | 8 | .692 | — | — | — |
| SMU | Southwest | Q | 19 | 5 | .792 | 1 | 1 | 20 | 6 | .769 | 12 | 2 | 1st |
| Temple | Middle Atlantic | Q | 20 | 7 | .741 | 0 | 1 | 20 | 8 | .714 | — | — | 1st |
| Tennessee | Southeastern | Q | 21 | 5 | .808 | 0 | 2 | 21 | 7 | .750 | 15 | 3 | 1st |
| UTEP | Independent | L | 20 | 5 | .800 | 2 | 1 | 22 | 6 | .786 | — | — | — |
| Toledo | Mid-American | Q | 23 | 1 | .958 | 0 | 1 | 23 | 2 | .920 | 11 | 1 | 1st |
| UCLA | AAWU | Q | 26 | 0 | 1.000 | 4 | 0 | 30 | 0 | 1.000 | 14 | 0 | 1st |
| Virginia Tech | Independent | L | 18 | 6 | .750 | 2 | 1 | 20 | 7 | .741 | — | — | — |
| West Virginia | Southern | Q | 19 | 8 | .704 | 0 | 1 | 19 | 9 | .679 | 9 | 1 | 1st |
| Western Ky. | Ohio Valley | Q | 23 | 2 | .920 | 0 | 1 | 23 | 3 | .885 | 13 | 1 | 1st |
| Wyoming | Western Athletic | Q | 15 | 12 | .556 | 0 | 2 | 15 | 14 | .517 | 8 | 2 | T1st |

1968 TOURNAMENT

| School | Conference | How | Pre-Tourney | | | Tourney | | Final | | | Conf. | | |
|-----------------|------------------|-----|-------------|---|-------|---------|---|-------|---|------|-------|---|------|
| | | | W | L | Pct. | W | L | W | L | Pct. | W | L | Fin. |
| Boston College | Independent | L | 17 | 7 | .708 | 0 | 1 | 17 | 8 | .680 | — | — | — |
| Bowling Green | Mid-American | Q | 18 | 6 | .750 | 0 | 1 | 18 | 7 | .720 | 10 | 2 | 1st |
| Columbia | Ivy | L | 21 | 4 | .840 | 2 | 1 | 23 | 5 | .821 | 13 | 2 | 1st |
| Davidson | Southern | Q | 22 | 4 | .846 | 2 | 1 | 24 | 5 | .828 | 9 | 1 | 1st |
| East Tenn. St. | Ohio Valley | Q | 18 | 6 | .750 | 1 | 2 | 19 | 8 | .704 | 10 | 4 | T1st |
| Florida St. | Independent | L | 19 | 7 | .731 | 0 | 1 | 19 | 8 | .704 | — | — | — |
| Houston | Independent | L | 28 | 0 | 1.000 | 3 | 2 | 31 | 2 | .939 | — | — | — |
| Kansas St. | Big Eight | Q | 19 | 7 | .731 | 0 | 2 | 19 | 9 | .679 | 11 | 3 | 1st |
| Kentucky | Southeastern | Q | 21 | 4 | .840 | 1 | 1 | 22 | 5 | .815 | 15 | 3 | 1st |
| La Salle | Middle Atlantic | Q | 20 | 7 | .741 | 0 | 1 | 20 | 8 | .714 | — | — | 1st |
| Louisville | Missouri Valley | Q | 20 | 6 | .769 | 1 | 1 | 21 | 7 | .750 | 14 | 2 | 1st |
| Loyola Chicago | Independent | L | 15 | 8 | .652 | 0 | 1 | 15 | 9 | .625 | — | — | — |
| Marquette | Independent | L | 21 | 5 | .808 | 2 | 1 | 23 | 6 | .793 | — | — | — |
| New Mexico | Western Athletic | Q | 23 | 3 | .885 | 0 | 2 | 23 | 5 | .821 | 8 | 2 | 1st |
| New Mexico St. | Independent | L | 21 | 5 | .808 | 2 | 1 | 23 | 6 | .793 | — | — | — |
| North Carolina | Atlantic Coast | Q | 25 | 3 | .893 | 3 | 1 | 28 | 4 | .875 | 12 | 2 | 1st |
| Ohio St. | Big Ten | Q | 18 | 7 | .720 | 3 | 1 | 21 | 8 | .724 | 10 | 4 | T1st |
| St. Bonaventure | Independent | L | 22 | 0 | 1.000 | 1 | 2 | 23 | 2 | .920 | — | — | — |

| School | Conference | How | Pre-Tourney | | | Tourney | | Final | | | Conf. | | |
|-----------------|-------------|-----|-------------|----|------|---------|---|-------|----|------|-------|---|------|
| | | | W | L | Pct. | W | L | W | L | Pct. | W | L | Fin. |
| St. John's (NY) | Independent | L | 19 | 7 | .731 | 0 | 1 | 19 | 8 | .704 | — | — | — |
| Santa Clara | West Coast | Q | 21 | 3 | .875 | 1 | 1 | 22 | 4 | .846 | 13 | 1 | 1st |
| TCU | Southwest | Q | 14 | 10 | .583 | 1 | 1 | 15 | 11 | .577 | 9 | 5 | 1st |
| UCLA | AAWU | Q | 25 | 1 | .962 | 4 | 0 | 29 | 1 | .967 | 14 | 0 | 1st |
| Weber St. | Big Sky | Q | 21 | 5 | .808 | 0 | 1 | 21 | 6 | .778 | 12 | 3 | 1st |

1969 TOURNAMENT

| School | Conference | How | Pre-Tourney | | | Tourney | | Final | | | Conf. | | |
|-----------------|------------------|-----|-------------|----|------|---------|---|-------|----|------|-------|---|------|
| | | | W | L | Pct. | W | L | W | L | Pct. | W | L | Fin. |
| BYU | Western Athletic | Q | 16 | 11 | .593 | 0 | 1 | 16 | 12 | .571 | 6 | 4 | T1st |
| Colorado | Big Eight | Q | 20 | 6 | .769 | 1 | 1 | 21 | 7 | .750 | 10 | 4 | 1st |
| Colorado St. | Independent | L | 15 | 6 | .714 | 2 | 1 | 17 | 7 | .708 | — | — | — |
| Davidson | Southern | Q | 25 | 2 | .926 | 2 | 1 | 27 | 3 | .900 | 9 | 0 | 1st |
| Dayton | Independent | L | 20 | 6 | .769 | 0 | 1 | 20 | 7 | .741 | — | — | — |
| Drake | Missouri Valley | Q | 23 | 4 | .852 | 3 | 1 | 26 | 5 | .839 | 13 | 3 | T1st |
| Duquesne | Independent | L | 19 | 4 | .826 | 2 | 1 | 21 | 5 | .808 | — | — | — |
| Kentucky | Southeastern | Q | 22 | 4 | .846 | 1 | 1 | 23 | 5 | .821 | 16 | 2 | 1st |
| Marquette | Independent | L | 22 | 4 | .846 | 2 | 1 | 24 | 5 | .828 | — | — | — |
| Miami (OH) | Mid-American | Q | 14 | 10 | .583 | 1 | 2 | 15 | 12 | .556 | 10 | 2 | 1st |
| Murray St. | Ohio Valley | Q | 22 | 5 | .815 | 0 | 1 | 22 | 6 | .786 | 11 | 3 | T1st |
| New Mexico St. | Independent | L | 23 | 3 | .885 | 1 | 2 | 24 | 5 | .828 | — | — | — |
| North Carolina | Atlantic Coast | Q | 25 | 3 | .893 | 2 | 2 | 27 | 5 | .844 | 12 | 2 | 1st |
| Notre Dame | Independent | L | 20 | 6 | .769 | 0 | 1 | 20 | 7 | .741 | — | — | — |
| Princeton | Ivy | Q | 19 | 6 | .760 | 0 | 1 | 19 | 7 | .731 | 14 | 0 | 1st |
| Purdue | Big Ten | Q | 20 | 4 | .833 | 3 | 1 | 23 | 5 | .821 | 13 | 1 | 1st |
| St. John's (NY) | Independent | L | 22 | 4 | .846 | 1 | 2 | 23 | 6 | .793 | — | — | — |
| Saint Joseph's | Middle Atlantic | Q | 17 | 10 | .630 | 0 | 1 | 17 | 11 | .607 | — | — | 3d |
| Santa Clara | West Coast | Q | 26 | 1 | .963 | 1 | 1 | 27 | 2 | .931 | 13 | 1 | 1st |
| Seattle U. | Independent | L | 19 | 7 | .731 | 0 | 1 | 19 | 8 | .704 | — | — | — |
| Texas A&M | Southwest | Q | 17 | 7 | .708 | 1 | 2 | 18 | 9 | .667 | 12 | 2 | 1st |
| Trinity (TX) | Southland | L | 19 | 4 | .826 | 0 | 1 | 19 | 5 | .792 | 7 | 1 | 1st |
| UCLA | Pacific-8 | Q | 25 | 1 | .962 | 4 | 0 | 29 | 1 | .967 | 13 | 1 | 1st |
| Villanova | Independent | L | 21 | 4 | .840 | 0 | 1 | 21 | 5 | .808 | — | — | — |
| Weber St. | Big Sky | Q | 25 | 2 | .926 | 2 | 1 | 27 | 3 | .900 | 15 | 0 | 1st |

1970 TOURNAMENT

| School | Conference | How | Pre-Tourney | | | Tourney | | Final | | | Conf. | | |
|--------------------|---------------------|-----|-------------|----|------|---------|---|-------|----|------|-------|---|------|
| | | | W | L | Pct. | W | L | W | L | Pct. | W | L | Fin. |
| Davidson | Southern | Q | 22 | 4 | .846 | 0 | 1 | 22 | 5 | .815 | 10 | 0 | 1st |
| Dayton | Independent | L | 19 | 7 | .731 | 0 | 1 | 19 | 8 | .704 | — | — | — |
| Drake | Missouri Valley | Q | 21 | 6 | .778 | 1 | 1 | 22 | 7 | .759 | 14 | 2 | 1st |
| Houston | Independent | L | 24 | 3 | .889 | 1 | 2 | 25 | 5 | .833 | — | — | — |
| Iowa | Big Ten | Q | 19 | 4 | .826 | 1 | 1 | 20 | 5 | .800 | 14 | 0 | 1st |
| Jacksonville | Independent | L | 23 | 1 | .958 | 4 | 1 | 27 | 2 | .931 | — | — | — |
| Kansas St. | Big Eight | Q | 19 | 7 | .731 | 1 | 1 | 20 | 8 | .714 | 10 | 4 | 1st |
| Kentucky | Southeastern | Q | 25 | 1 | .962 | 1 | 1 | 26 | 2 | .929 | 17 | 1 | 1st |
| Long Beach St. | Pacific Coast | L | 23 | 3 | .885 | 1 | 2 | 24 | 5 | .828 | 10 | 0 | 1st |
| New Mexico St. | Independent | L | 23 | 2 | .920 | 4 | 1 | 27 | 3 | .900 | — | — | — |
| Niagara | Independent | L | 21 | 5 | .808 | 1 | 2 | 22 | 7 | .759 | — | — | — |
| North Carolina St. | Atlantic Coast | Q | 22 | 6 | .786 | 1 | 1 | 23 | 7 | .767 | 9 | 5 | T2d |
| Notre Dame | Independent | L | 20 | 6 | .769 | 1 | 2 | 21 | 8 | .724 | — | — | — |
| Ohio | Mid-American | Q | 20 | 4 | .833 | 0 | 1 | 20 | 5 | .800 | 9 | 1 | 1st |
| Penn | Ivy | Q | 25 | 1 | .962 | 0 | 1 | 25 | 2 | .926 | 14 | 0 | 1st |
| Rice | Southwest | Q | 14 | 10 | .583 | 0 | 1 | 14 | 11 | .560 | 10 | 4 | 1st |
| St. Bonaventure | Independent | L | 22 | 1 | .957 | 3 | 2 | 25 | 3 | .893 | — | — | — |
| Santa Clara | West Coast | Q | 22 | 5 | .815 | 1 | 1 | 23 | 6 | .793 | 11 | 3 | T1st |
| Temple | Middle Atlantic (E) | Q | 15 | 12 | .556 | 0 | 1 | 15 | 13 | .536 | 2 | 3 | T3d |
| UTEP | Western Athletic | Q | 17 | 7 | .708 | 0 | 1 | 17 | 8 | .680 | 10 | 4 | 1st |
| UCLA | Pacific-8 | Q | 24 | 2 | .923 | 4 | 0 | 28 | 2 | .933 | 12 | 2 | 1st |
| Utah St. | Independent | L | 20 | 6 | .769 | 2 | 1 | 22 | 7 | .759 | — | — | — |
| Villanova | Independent | L | 20 | 6 | .769 | 2 | 1 | 22 | 7 | .759 | — | — | — |
| Weber St. | Big Sky | Q | 20 | 6 | .769 | 0 | 1 | 20 | 7 | .741 | 12 | 3 | 1st |
| Western Ky. | Ohio Valley | Q | 22 | 2 | .917 | 0 | 1 | 22 | 3 | .880 | 14 | 0 | 1st |

1971 TOURNAMENT

| School | Conference | How | Pre-Tourney | | | Tourney | | Final | | | Conf. | | |
|----------------|---------------------|-----|-------------|----|-------|---------|---|-------|----|------|-------|---|------|
| | | | W | L | Pct. | W | L | W | L | Pct. | W | L | Fin. |
| BYU | Western Athletic | Q | 17 | 9 | .654 | 1 | 2 | 18 | 11 | .621 | 10 | 4 | 1st |
| Drake | Missouri Valley | Q | 20 | 7 | .741 | 1 | 1 | 21 | 8 | .724 | 9 | 5 | T1st |
| Duquesne | Independent | L | 21 | 3 | .875 | 0 | 1 | 21 | 4 | .840 | — | — | — |
| Fordham | Independent | L | 24 | 2 | .923 | 2 | 1 | 26 | 3 | .897 | — | — | — |
| Furman | Southern | Q | 15 | 11 | .577 | 0 | 1 | 15 | 12 | .556 | 5 | 5 | T5th |
| Houston | Independent | L | 20 | 6 | .769 | 2 | 1 | 22 | 7 | .759 | — | — | — |
| Jacksonville | Independent | L | 22 | 3 | .880 | 0 | 1 | 22 | 4 | .846 | — | — | — |
| Kansas | Big Eight | Q | 25 | 1 | .962 | 2 | 2 | 27 | 3 | .900 | 14 | 0 | 1st |
| Kentucky | Southeastern | Q | 22 | 4 | .846 | 0 | 2 | 22 | 6 | .786 | 16 | 2 | 1st |
| Long Beach St. | Pacific Coast | L | 22 | 4 | .846 | 2 | 1 | 24 | 5 | .828 | 10 | 0 | 1st |
| Marquette | Independent | L | 26 | 0 | 1.000 | 2 | 1 | 28 | 1 | .966 | — | — | — |
| Miami (OH) | Mid-American | Q | 20 | 4 | .833 | 0 | 1 | 20 | 5 | .800 | 9 | 1 | 1st |
| New Mexico St. | Independent | L | 19 | 7 | .731 | 0 | 1 | 19 | 8 | .704 | — | — | — |
| Notre Dame | Independent | L | 19 | 7 | .731 | 1 | 2 | 20 | 9 | .690 | — | — | — |
| Ohio St. | Big Ten | Q | 19 | 5 | .792 | 1 | 1 | 20 | 6 | .769 | 13 | 1 | 1st |
| Pacific | West Coast | Q | 21 | 5 | .808 | 1 | 1 | 22 | 6 | .786 | 12 | 2 | 1st |
| Penn | Ivy | Q | 26 | 0 | 1.000 | 2 | 1 | 28 | 1 | .966 | 14 | 0 | 1st |
| Saint Joseph's | Middle Atlantic (E) | Q | 19 | 8 | .704 | 0 | 1 | 19 | 9 | .679 | 6 | 0 | 1st |
| South Carolina | Atlantic Coast | Q | 23 | 4 | .852 | 0 | 2 | 23 | 6 | .793 | 10 | 4 | 2d |
| TCU | Southwest | Q | 15 | 11 | .577 | 0 | 1 | 15 | 12 | .556 | 11 | 3 | 1st |
| UCLA | Pacific-8 | Q | 25 | 1 | .962 | 4 | 0 | 29 | 1 | .967 | 14 | 0 | 1st |
| Utah St. | Independent | L | 20 | 6 | .769 | 0 | 1 | 20 | 7 | .741 | — | — | — |
| Villanova | Independent | L | 23 | 6 | .793 | 4 | 1 | 27 | 7 | .794 | — | — | — |
| Weber St. | Big Sky | Q | 21 | 5 | .808 | 0 | 1 | 21 | 6 | .778 | 12 | 2 | 1st |
| Western Ky. | Ohio Valley | Q | 20 | 5 | .800 | 4 | 1 | 24 | 6 | .800 | 12 | 2 | 1st |

1972 TOURNAMENT

| School | Conference | How | Pre-Tourney | | | Tourney | | Final | | | Conf. | | |
|----------------|---------------------|-----|-------------|----|-------|---------|---|-------|----|-------|-------|---|------|
| | | | W | L | Pct. | W | L | W | L | Pct. | W | L | Fin. |
| BYU | Western Athletic | Q | 21 | 4 | .840 | 0 | 1 | 21 | 5 | .808 | 12 | 2 | 1st |
| East Carolina | Southern | Q | 14 | 14 | .500 | 0 | 1 | 14 | 15 | .483 | 7 | 5 | 4th |
| Eastern Ky. | Ohio Valley | Q | 15 | 10 | .600 | 0 | 1 | 15 | 11 | .577 | 9 | 5 | T1st |
| Florida St. | Independent | L | 23 | 5 | .821 | 4 | 1 | 27 | 6 | .818 | — | — | — |
| Hawaii | Independent | L | 24 | 2 | .923 | 0 | 1 | 24 | 3 | .889 | — | — | — |
| Houston | Independent | L | 20 | 6 | .769 | 0 | 1 | 20 | 7 | .741 | — | — | — |
| Kansas St. | Big Eight | Q | 18 | 8 | .692 | 1 | 1 | 19 | 9 | .679 | 12 | 2 | 1st |
| Kentucky | Southeastern | Q | 20 | 6 | .769 | 1 | 1 | 21 | 7 | .750 | 14 | 4 | T1st |
| Long Beach St. | Pacific Coast | Q | 23 | 3 | .885 | 2 | 1 | 25 | 4 | .862 | 10 | 2 | 1st |
| Louisiana | Southland | L | 23 | 3 | .885 | 2 | 1 | 25 | 4 | .862 | 8 | 0 | 1st |
| Louisville | Missouri Valley | Q | 24 | 3 | .889 | 2 | 2 | 26 | 5 | .839 | 12 | 2 | T1st |
| Marquette | Independent | L | 24 | 2 | .923 | 1 | 2 | 25 | 4 | .862 | — | — | — |
| Marshall | Independent | L | 23 | 3 | .885 | 0 | 1 | 23 | 4 | .852 | — | — | — |
| Minnesota | Big Ten | Q | 17 | 6 | .739 | 1 | 1 | 18 | 7 | .720 | 11 | 3 | 1st |
| North Carolina | Atlantic Coast | Q | 23 | 4 | .852 | 3 | 1 | 26 | 5 | .839 | 9 | 3 | 1st |
| Ohio | Mid-American | Q | 15 | 10 | .600 | 0 | 1 | 15 | 11 | .577 | 7 | 3 | T1st |
| Penn | Ivy | Q | 23 | 2 | .920 | 2 | 1 | 25 | 3 | .893 | 13 | 1 | 1st |
| Providence | Independent | L | 21 | 5 | .808 | 0 | 1 | 21 | 6 | .778 | — | — | — |
| San Francisco | West Coast | Q | 19 | 7 | .731 | 1 | 1 | 20 | 8 | .714 | 13 | 1 | 1st |
| South Carolina | Independent | L | 22 | 4 | .846 | 2 | 1 | 24 | 5 | .828 | — | — | — |
| Temple | Middle Atlantic (E) | Q | 23 | 7 | .767 | 0 | 1 | 23 | 8 | .742 | 6 | 0 | 1st |
| Texas | Southwest | Q | 18 | 7 | .720 | 1 | 2 | 19 | 9 | .679 | 10 | 4 | T1st |
| UCLA | Pacific-8 | Q | 26 | 0 | 1.000 | 4 | 0 | 30 | 0 | 1.000 | 14 | 0 | 1st |
| Villanova | Independent | L | 19 | 6 | .760 | 1 | 2 | 20 | 8 | .714 | — | — | — |
| Weber St. | Big Sky | Q | 17 | 9 | .654 | 1 | 2 | 18 | 11 | .621 | 10 | 4 | 1st |

1973 TOURNAMENT

| School | Conference | How | Pre-Tourney | | | Tourney | | Final | | | Conf. | | |
|-------------|------------------|-----|-------------|---|------|---------|---|-------|---|------|-------|---|------|
| | | | W | L | Pct. | W | L | W | L | Pct. | W | L | Fin. |
| Arizona St. | Western Athletic | Q | 18 | 7 | .720 | 1 | 2 | 19 | 9 | .679 | 10 | 4 | 1st |
| Austin Peay | Ohio Valley | Q | 21 | 5 | .808 | 1 | 2 | 22 | 7 | .759 | 11 | 3 | 1st |
| Furman | Southern | Q | 20 | 8 | .714 | 0 | 1 | 20 | 9 | .690 | 11 | 2 | 2d |
| Houston | Independent | L | 23 | 3 | .885 | 0 | 1 | 23 | 4 | .852 | — | — | — |
| Indiana | Big Ten | Q | 19 | 5 | .792 | 3 | 1 | 22 | 6 | .786 | 11 | 3 | 1st |

| School | Conference | How | Pre-Tourney | | | Tourney | | Final | | | Conf. | | |
|-----------------|---------------------|-----|-------------|---|-------|---------|---|-------|---|-------|-------|---|------|
| | | | W | L | Pct. | W | L | W | L | Pct. | W | L | Fin. |
| Jacksonville | Independent | L | 21 | 5 | .808 | 0 | 1 | 21 | 6 | .778 | — | — | — |
| Kansas St. | Big Eight | Q | 22 | 4 | .846 | 1 | 1 | 23 | 5 | .821 | 12 | 2 | 1st |
| Kentucky | Southeastern | Q | 19 | 7 | .731 | 1 | 1 | 20 | 8 | .714 | 14 | 4 | 1st |
| Long Beach St. | Pacific Coast | Q | 24 | 2 | .923 | 2 | 1 | 26 | 3 | .897 | 10 | 2 | 1st |
| Louisiana | Southland | L | 23 | 3 | .885 | 1 | 2 | 24 | 5 | .828 | 12 | 0 | 1st |
| Marquette | Independent | L | 23 | 3 | .885 | 2 | 1 | 25 | 4 | .862 | — | — | — |
| Maryland | Atlantic Coast | Q | 22 | 6 | .786 | 1 | 1 | 23 | 7 | .767 | 7 | 5 | 3d |
| Memphis | Missouri Valley | Q | 21 | 5 | .808 | 3 | 1 | 24 | 6 | .800 | 12 | 2 | 1st |
| Miami (OH) | Mid-American | Q | 18 | 8 | .692 | 0 | 1 | 18 | 9 | .667 | 9 | 2 | 1st |
| Oklahoma City | Independent | L | 21 | 5 | .808 | 0 | 1 | 21 | 6 | .778 | — | — | — |
| Penn | Ivy | Q | 20 | 5 | .800 | 1 | 2 | 21 | 7 | .750 | 12 | 2 | 1st |
| Providence | Independent | L | 24 | 2 | .923 | 3 | 2 | 27 | 4 | .871 | — | — | — |
| St. John's (NY) | Independent | L | 19 | 6 | .760 | 0 | 1 | 19 | 7 | .731 | — | — | — |
| Saint Joseph's | Middle Atlantic (E) | Q | 22 | 5 | .815 | 0 | 1 | 22 | 6 | .786 | 6 | 0 | 1st |
| San Francisco | West Coast | Q | 22 | 4 | .846 | 1 | 1 | 23 | 5 | .821 | 12 | 2 | 1st |
| South Carolina | Independent | L | 20 | 6 | .769 | 2 | 1 | 22 | 7 | .759 | — | — | — |
| Syracuse | Independent | L | 22 | 4 | .846 | 2 | 1 | 24 | 5 | .828 | — | — | — |
| Texas Tech | Southwest | Q | 19 | 7 | .731 | 0 | 1 | 19 | 8 | .704 | 12 | 2 | 1st |
| UCLA | Pacific-8 | Q | 26 | 0 | 1.000 | 4 | 0 | 30 | 0 | 1.000 | 14 | 0 | 1st |
| Weber St. | Big Sky | Q | 20 | 6 | .769 | 0 | 1 | 20 | 7 | .741 | 13 | 1 | 1st |

1974 TOURNAMENT

| School | Conference | How | Pre-Tourney | | | Tourney | | Final | | | Conf. | | |
|--------------------|---------------------|-----|-------------|----|------|---------|---|-------|----|------|-------|---|------|
| | | | W | L | Pct. | W | L | W | L | Pct. | W | L | Fin. |
| Austin Peay | Ohio Valley | Q | 17 | 9 | .654 | 0 | 1 | 17 | 10 | .630 | 10 | 4 | T1st |
| Cal St. L.A. | Pacific Coast | Q | 17 | 9 | .654 | 0 | 1 | 17 | 10 | .630 | 8 | 4 | 2d |
| Creighton | Independent | L | 21 | 6 | .778 | 2 | 1 | 23 | 7 | .767 | — | — | — |
| Dayton | Independent | L | 19 | 7 | .731 | 1 | 2 | 20 | 9 | .690 | — | — | — |
| Furman | Southern | Q | 21 | 7 | .750 | 1 | 2 | 22 | 9 | .710 | 11 | 1 | 1st |
| Idaho St. | Big Sky | Q | 20 | 7 | .741 | 0 | 1 | 20 | 8 | .714 | 11 | 3 | T1st |
| Kansas | Big Eight | Q | 21 | 5 | .808 | 2 | 2 | 23 | 7 | .767 | 13 | 1 | 1st |
| Louisville | Missouri Valley | Q | 21 | 5 | .808 | 0 | 2 | 21 | 7 | .750 | 11 | 1 | 1st |
| Marquette | Independent | L | 22 | 4 | .846 | 4 | 1 | 26 | 5 | .839 | — | — | — |
| Michigan | Big Ten | Q | 21 | 4 | .840 | 1 | 1 | 22 | 5 | .815 | 12 | 2 | T1st |
| New Mexico | Western Athletic | Q | 20 | 6 | .769 | 2 | 1 | 22 | 7 | .759 | 10 | 4 | 1st |
| North Carolina St. | Atlantic Coast | Q | 26 | 1 | .963 | 4 | 0 | 30 | 1 | .968 | 12 | 0 | 1st |
| Notre Dame | Independent | L | 24 | 2 | .923 | 2 | 1 | 26 | 3 | .897 | — | — | — |
| Ohio | Mid-American | Q | 16 | 10 | .615 | 0 | 1 | 16 | 11 | .593 | 9 | 3 | 1st |
| Oral Roberts | Independent | L | 21 | 5 | .808 | 2 | 1 | 23 | 6 | .793 | — | — | — |
| Penn | Ivy | Q | 21 | 5 | .808 | 0 | 1 | 21 | 6 | .778 | 13 | 1 | 1st |
| Pittsburgh | Independent | L | 22 | 3 | .880 | 2 | 1 | 24 | 4 | .857 | — | — | — |
| Providence | Independent | L | 26 | 3 | .897 | 2 | 1 | 28 | 4 | .875 | — | — | — |
| Saint Joseph's | Middle Atlantic (E) | Q | 19 | 10 | .655 | 0 | 1 | 19 | 11 | .633 | 5 | 1 | T1st |
| San Francisco | West Coast | Q | 18 | 8 | .692 | 1 | 1 | 19 | 9 | .679 | 12 | 2 | 1st |
| South Carolina | Independent | L | 22 | 4 | .846 | 0 | 1 | 22 | 5 | .815 | — | — | — |
| Syracuse | Independent | L | 19 | 6 | .760 | 0 | 1 | 19 | 7 | .731 | — | — | — |
| Texas | Southwest | Q | 12 | 14 | .462 | 0 | 1 | 12 | 15 | .444 | 11 | 3 | 1st |
| UCLA | Pacific-8 | Q | 23 | 3 | .885 | 3 | 1 | 26 | 4 | .867 | 12 | 2 | 1st |
| Vanderbilt | Southeastern | Q | 23 | 3 | .885 | 0 | 2 | 23 | 5 | .821 | 15 | 3 | T1st |

1975 TOURNAMENT

| School | Conference | How | Pre-Tourney | | | Tourney | | Final | | | Conf. | | |
|----------------|----------------------------------|-----|-------------|---|-------|---------|---|-------|----|------|-------|---|------|
| | | | W | L | Pct. | W | L | W | L | Pct. | W | L | Fin. |
| Alabama | Southeastern | L | 22 | 4 | .846 | 0 | 1 | 22 | 5 | .815 | 15 | 3 | T1st |
| Arizona St. | Western Athletic | Q | 23 | 3 | .885 | 2 | 1 | 25 | 4 | .862 | 12 | 2 | 1st |
| Boston College | Independent (ECAC South-Upstate) | Q | 20 | 7 | .741 | 1 | 2 | 21 | 9 | .700 | — | — | — |
| Central Mich. | Mid-American | Q | 20 | 5 | .800 | 2 | 1 | 22 | 6 | .786 | 10 | 4 | 1st |
| Cincinnati | Independent | L | 21 | 5 | .808 | 2 | 1 | 23 | 6 | .793 | — | — | — |
| Creighton | Independent | L | 20 | 6 | .769 | 0 | 1 | 20 | 7 | .741 | — | — | — |
| Furman | Southern | Q | 22 | 6 | .786 | 0 | 1 | 22 | 7 | .759 | 12 | 0 | 1st |
| Georgetown | Independent (ECAC South) | Q | 18 | 9 | .667 | 0 | 1 | 18 | 10 | .643 | — | — | — |
| Indiana | Big Ten | Q | 29 | 0 | 1.000 | 2 | 1 | 31 | 1 | .969 | 18 | 0 | 1st |
| Kansas | Big Eight | Q | 19 | 7 | .731 | 0 | 1 | 19 | 8 | .704 | 11 | 3 | 1st |

| School | Conference | How | Pre-Tourney | | | Tourney | | Final | | | Conf. | | |
|----------------|----------------------------|-----|-------------|----|------|---------|---|-------|----|------|-------|---|------|
| | | | W | L | Pct. | W | L | W | L | Pct. | W | L | Fin. |
| Kansas St. | Big Eight | L | 18 | 8 | .692 | 2 | 1 | 20 | 9 | .690 | 10 | 4 | 2d |
| Kentucky | Southeastern | Q | 22 | 4 | .846 | 4 | 1 | 26 | 5 | .839 | 15 | 3 | T1st |
| La Salle | East Coast (E) | Q | 22 | 6 | .786 | 0 | 1 | 22 | 7 | .759 | 5 | 1 | T1st |
| Louisville | Missouri Valley | Q | 24 | 2 | .923 | 4 | 1 | 28 | 3 | .903 | 12 | 2 | 1st |
| Marquette | Independent | L | 23 | 3 | .885 | 0 | 1 | 23 | 4 | .852 | — | — | — |
| Maryland | Atlantic Coast | L | 22 | 4 | .846 | 2 | 1 | 24 | 5 | .828 | 10 | 2 | 1st |
| Michigan | Big Ten | L | 19 | 7 | .731 | 0 | 1 | 19 | 8 | .704 | 12 | 6 | 2d |
| Middle Tenn. | Ohio Valley | Q | 23 | 4 | .852 | 0 | 1 | 23 | 5 | .821 | 12 | 2 | 1st |
| Montana | Big Sky | Q | 20 | 6 | .769 | 1 | 2 | 21 | 8 | .724 | 13 | 1 | 1st |
| UNLV | West Coast | Q | 22 | 4 | .846 | 2 | 1 | 24 | 5 | .828 | 13 | 1 | 1st |
| New Mexico St. | Missouri Valley | L | 20 | 6 | .769 | 0 | 1 | 20 | 7 | .741 | 11 | 3 | 2d |
| North Carolina | Atlantic Coast | Q | 21 | 7 | .750 | 2 | 1 | 23 | 8 | .742 | 8 | 4 | T2d |
| Notre Dame | Independent | L | 18 | 8 | .692 | 1 | 2 | 19 | 10 | .655 | — | — | — |
| Oregon St. | Pacific-8 | L | 18 | 10 | .643 | 1 | 2 | 19 | 12 | .613 | 10 | 4 | 2d |
| Penn | Ivy | Q | 23 | 4 | .852 | 0 | 1 | 23 | 5 | .821 | 13 | 1 | 1st |
| Rutgers | Independent (ECAC Metro) | Q | 22 | 6 | .786 | 0 | 1 | 22 | 7 | .759 | — | — | — |
| San Diego St. | Pacific Coast | Q | 14 | 12 | .538 | 0 | 1 | 14 | 13 | .519 | 6 | 4 | 2d |
| Syracuse | Independent (ECAC Upstate) | Q | 20 | 7 | .741 | 3 | 2 | 23 | 9 | .719 | — | — | — |
| UTEP | Western Athletic | L | 20 | 5 | .800 | 0 | 1 | 20 | 6 | .769 | 10 | 4 | 2d |
| Texas A&M | Southwest | Q | 20 | 6 | .769 | 0 | 1 | 20 | 7 | .741 | 12 | 2 | 1st |
| UCLA | Pacific-8 | Q | 23 | 3 | .885 | 5 | 0 | 28 | 3 | .903 | 12 | 2 | 1st |
| Utah St. | Independent | L | 21 | 5 | .808 | 0 | 1 | 21 | 6 | .778 | — | — | — |

1976 TOURNAMENT

| School | Conference | How | Pre-Tourney | | | Tourney | | Final | | | Conf. | | |
|-----------------|-----------------------------|-----|-------------|----|-------|---------|---|-------|----|-------|-------|---|------|
| | | | W | L | Pct. | W | L | W | L | Pct. | W | L | Fin. |
| Alabama | Southeastern | Q | 22 | 4 | .846 | 1 | 1 | 23 | 5 | .821 | 15 | 3 | 1st |
| Arizona | Western Athletic | Q | 22 | 8 | .733 | 2 | 1 | 24 | 9 | .727 | 11 | 3 | 1st |
| Boise St. | Big Sky | Q | 18 | 10 | .643 | 0 | 1 | 18 | 11 | .621 | 9 | 5 | T1st |
| Cincinnati | Metro | Q | 25 | 5 | .833 | 0 | 1 | 25 | 6 | .806 | 2 | 1 | T2d |
| UConn | Yankee (ECAC South-Upstate) | Q | 18 | 9 | .667 | 1 | 1 | 19 | 10 | .655 | 7 | 5 | T2d |
| DePaul | Independent | L | 19 | 8 | .704 | 1 | 1 | 20 | 9 | .690 | — | — | — |
| Georgetown | Independent (ECAC South) | Q | 21 | 6 | .778 | 0 | 1 | 21 | 7 | .750 | — | — | — |
| Hofstra | East Coast (E) | Q | 18 | 11 | .621 | 0 | 1 | 18 | 12 | .600 | 3 | 2 | T2d |
| Indiana | Big Ten | Q | 27 | 0 | 1.000 | 5 | 0 | 32 | 0 | 1.000 | 18 | 0 | 1st |
| Marquette | Independent | L | 25 | 1 | .962 | 2 | 1 | 27 | 2 | .931 | — | — | — |
| Memphis | Metro | L | 21 | 8 | .724 | 0 | 1 | 21 | 9 | .700 | 1 | 1 | 4th |
| Michigan | Big Ten | L | 21 | 6 | .778 | 4 | 1 | 25 | 7 | .781 | 14 | 4 | 2d |
| Missouri | Big Eight | Q | 24 | 4 | .857 | 2 | 1 | 26 | 5 | .839 | 12 | 2 | 1st |
| UNLV | Independent | L | 28 | 1 | .966 | 1 | 1 | 29 | 2 | .935 | — | — | — |
| North Carolina | Atlantic Coast | L | 25 | 3 | .893 | 0 | 1 | 25 | 4 | .862 | 11 | 1 | 1st |
| Notre Dame | Independent | L | 22 | 5 | .815 | 1 | 1 | 23 | 6 | .793 | — | — | — |
| Pepperdine | West Coast | Q | 21 | 5 | .808 | 1 | 1 | 22 | 6 | .786 | 10 | 2 | 1st |
| Princeton | Ivy | Q | 22 | 4 | .846 | 0 | 1 | 22 | 5 | .815 | 14 | 0 | 1st |
| Rutgers | Independent (ECAC Metro) | Q | 28 | 0 | 1.000 | 3 | 2 | 31 | 2 | .939 | — | — | — |
| St. John's (NY) | Independent | L | 23 | 5 | .821 | 0 | 1 | 23 | 6 | .793 | — | — | — |
| San Diego St. | Pacific Coast | Q | 16 | 12 | .571 | 0 | 1 | 16 | 13 | .552 | 5 | 5 | T3d |
| Syracuse | Independent (ECAC Upstate) | Q | 20 | 8 | .714 | 0 | 1 | 20 | 9 | .690 | — | — | — |
| Tennessee | Southeastern | L | 21 | 5 | .808 | 0 | 1 | 21 | 6 | .778 | 14 | 4 | 2d |
| Texas Tech | Southwest | Q | 24 | 5 | .828 | 1 | 1 | 25 | 6 | .806 | 13 | 3 | 2d |
| UCLA | Pacific-8 | Q | 24 | 3 | .889 | 4 | 1 | 28 | 4 | .875 | 12 | 2 | 1st |
| Virginia | Atlantic Coast | Q | 18 | 11 | .621 | 0 | 1 | 18 | 12 | .600 | 4 | 8 | 6th |
| VMI | Southern | Q | 20 | 9 | .690 | 2 | 1 | 22 | 10 | .688 | 9 | 3 | 1st |
| Virginia Tech | Independent | L | 21 | 6 | .778 | 0 | 1 | 21 | 7 | .750 | — | — | — |
| Washington | Pacific-8 | L | 23 | 4 | .852 | 0 | 1 | 23 | 5 | .821 | 9 | 5 | 4th |
| Western Ky. | Ohio Valley | Q | 20 | 8 | .714 | 0 | 1 | 20 | 9 | .690 | 11 | 3 | 1st |
| Western Mich. | Mid-American | Q | 24 | 2 | .923 | 1 | 1 | 25 | 3 | .893 | 15 | 1 | 1st |
| Wichita St. | Missouri Valley | Q | 18 | 9 | .667 | 0 | 1 | 18 | 10 | .643 | 10 | 2 | 1st |

1977 TOURNAMENT

| School | Conference | How | Pre-Tourney | | | Tourney | | Final | | | Conf. | | |
|----------|------------------|-----|-------------|---|------|---------|---|-------|---|------|-------|---|------|
| | | | W | L | Pct. | W | L | W | L | Pct. | W | L | Fin. |
| Arizona | Western Athletic | L | 21 | 5 | .808 | 0 | 1 | 21 | 6 | .778 | 10 | 4 | 2d |
| Arkansas | Southwest | Q | 26 | 1 | .963 | 0 | 1 | 26 | 2 | .929 | 16 | 0 | 1st |

| School | Conference | How | Pre-Tourney | | | Tourney | | Final | | | Conf. | | |
|-----------------|----------------------------------|-----|-------------|----|------|---------|---|-------|----|------|-------|---|------|
| | | | W | L | Pct. | W | L | W | L | Pct. | W | L | Fin. |
| Central Mich. | Mid-American | Q | 18 | 9 | .667 | 0 | 1 | 18 | 10 | .643 | 13 | 3 | T1st |
| Charlotte | Sun Belt | L | 25 | 3 | .893 | 3 | 2 | 28 | 5 | .848 | 5 | 1 | 1st |
| Cincinnati | Metro | Q | 25 | 4 | .862 | 0 | 1 | 25 | 5 | .833 | 4 | 2 | 2d |
| Detroit Mercy | Independent | L | 25 | 2 | .926 | 1 | 1 | 26 | 3 | .897 | — | — | — |
| Duquesne | Eastern Collegiate | Q | 15 | 14 | .517 | 0 | 1 | 15 | 15 | .500 | 3 | 7 | 7th |
| Hofstra | East Coast (E) | Q | 23 | 6 | .793 | 0 | 1 | 23 | 7 | .767 | 4 | 1 | T1st |
| Holy Cross | Independent (ECAC South-Upstate) | Q | 23 | 5 | .821 | 0 | 1 | 23 | 6 | .793 | — | — | — |
| Idaho St. | Big Sky | Q | 23 | 4 | .852 | 2 | 1 | 25 | 5 | .833 | 13 | 1 | 1st |
| Kansas St. | Big Eight | Q | 23 | 6 | .793 | 1 | 1 | 24 | 7 | .774 | 11 | 3 | 1st |
| Kentucky | Southeastern | L | 24 | 3 | .889 | 2 | 1 | 26 | 4 | .867 | 16 | 2 | T1st |
| Long Beach St. | Pacific Coast | Q | 21 | 7 | .750 | 0 | 1 | 21 | 8 | .724 | 9 | 3 | T1st |
| Louisville | Metro | L | 21 | 6 | .778 | 0 | 1 | 21 | 7 | .750 | 6 | 1 | 1st |
| Marquette | Independent | L | 20 | 7 | .741 | 5 | 0 | 25 | 7 | .781 | — | — | — |
| Michigan | Big Ten | Q | 24 | 3 | .889 | 2 | 1 | 26 | 4 | .867 | 16 | 2 | 1st |
| Middle Tenn. | Ohio Valley | Q | 20 | 8 | .714 | 0 | 1 | 20 | 9 | .690 | 9 | 5 | T2d |
| UNLV | Independent | L | 25 | 2 | .926 | 4 | 1 | 29 | 3 | .906 | — | — | — |
| North Carolina | Atlantic Coast | Q | 24 | 4 | .857 | 4 | 1 | 28 | 5 | .848 | 9 | 3 | 1st |
| Notre Dame | Independent | L | 21 | 6 | .778 | 1 | 1 | 22 | 7 | .759 | — | — | — |
| Princeton | Ivy | Q | 21 | 4 | .840 | 0 | 1 | 21 | 5 | .808 | 13 | 1 | 1st |
| Providence | Independent | L | 24 | 4 | .857 | 0 | 1 | 24 | 5 | .828 | — | — | — |
| Purdue | Big Ten | L | 20 | 7 | .741 | 0 | 1 | 20 | 8 | .714 | 14 | 4 | 2d |
| St. John's (NY) | Independent (ECAC Metro) | Q | 22 | 8 | .733 | 0 | 1 | 22 | 9 | .710 | — | — | — |
| San Francisco | West Coast | Q | 29 | 1 | .967 | 0 | 1 | 29 | 2 | .935 | 14 | 0 | 1st |
| Southern Ill. | Missouri Valley | Q | 21 | 6 | .778 | 1 | 1 | 22 | 7 | .759 | 8 | 4 | T1st |
| Syracuse | Independent (ECAC South-Upstate) | Q | 25 | 3 | .893 | 1 | 1 | 26 | 4 | .867 | — | — | — |
| Tennessee | Southeastern | Q | 22 | 5 | .815 | 0 | 1 | 22 | 6 | .786 | 16 | 2 | T1st |
| UCLA | Pacific-8 | Q | 23 | 4 | .852 | 1 | 1 | 24 | 5 | .828 | 11 | 3 | 1st |
| Utah | Western Athletic | Q | 21 | 6 | .778 | 1 | 1 | 22 | 7 | .759 | 11 | 3 | 1st |
| VMI | Southern | Q | 25 | 3 | .893 | 1 | 1 | 26 | 4 | .867 | 8 | 2 | T1st |
| Wake Forest | Atlantic Coast | L | 20 | 7 | .741 | 2 | 1 | 22 | 8 | .733 | 8 | 4 | T2d |

1978 TOURNAMENT

| School | Conference | How | Pre-Tourney | | | Tourney | | Final | | | Conf. | | |
|-------------------|----------------------------------|-----|-------------|----|------|---------|---|-------|----|------|-------|----|------|
| | | | W | L | Pct. | W | L | W | L | Pct. | W | L | Fin. |
| Arkansas | Southwest | L | 28 | 3 | .903 | 4 | 1 | 32 | 4 | .889 | 14 | 2 | T1st |
| Cal St. Fullerton | Pacific Coast | Q | 21 | 8 | .724 | 2 | 1 | 23 | 9 | .719 | 9 | 5 | T3d |
| Creighton | Missouri Valley | Q | 19 | 8 | .704 | 0 | 1 | 19 | 9 | .679 | 12 | 4 | 1st |
| DePaul | Independent | L | 25 | 2 | .926 | 2 | 1 | 27 | 3 | .900 | — | — | — |
| Duke | Atlantic Coast | Q | 23 | 6 | .793 | 4 | 1 | 27 | 7 | .794 | 8 | 4 | 2d |
| Florida St. | Metro | L | 23 | 5 | .821 | 0 | 1 | 23 | 6 | .793 | 11 | 1 | 1st |
| Furman | Southern | Q | 19 | 10 | .655 | 0 | 1 | 19 | 11 | .633 | 7 | 5 | T4th |
| Houston | Southwest | Q | 25 | 7 | .781 | 0 | 1 | 25 | 8 | .758 | 11 | 5 | 3d |
| Indiana | Big Ten | L | 20 | 7 | .741 | 1 | 1 | 21 | 8 | .724 | 12 | 6 | T2d |
| Kansas | Big Eight | L | 24 | 4 | .857 | 0 | 1 | 24 | 5 | .828 | 13 | 1 | 1st |
| Kentucky | Southeastern | Q | 25 | 2 | .926 | 5 | 0 | 30 | 2 | .938 | 16 | 2 | 1st |
| La Salle | East Coast (E) | Q | 18 | 11 | .621 | 0 | 1 | 18 | 12 | .600 | 5 | 0 | 1st |
| Louisville | Metro | Q | 22 | 6 | .786 | 1 | 1 | 23 | 7 | .767 | 9 | 3 | 2d |
| Marquette | Independent | L | 24 | 3 | .889 | 0 | 1 | 24 | 4 | .857 | — | — | — |
| Miami (OH) | Mid-American | Q | 18 | 8 | .692 | 1 | 1 | 19 | 9 | .679 | 12 | 4 | 1st |
| Michigan St. | Big Ten | Q | 23 | 4 | .852 | 2 | 1 | 25 | 5 | .833 | 15 | 3 | 1st |
| Missouri | Big Eight | Q | 14 | 15 | .483 | 0 | 1 | 14 | 16 | .467 | 4 | 10 | T6th |
| New Mexico | Western Athletic | Q | 24 | 3 | .889 | 0 | 1 | 24 | 4 | .857 | 13 | 1 | 1st |
| North Carolina | Atlantic Coast | L | 23 | 7 | .767 | 0 | 1 | 23 | 8 | .742 | 9 | 3 | 1st |
| Notre Dame | Independent | L | 20 | 6 | .769 | 3 | 2 | 23 | 8 | .742 | — | — | — |
| Penn | Ivy | Q | 19 | 7 | .731 | 1 | 1 | 20 | 8 | .714 | 12 | 2 | 1st |
| Providence | Independent | L | 24 | 7 | .774 | 0 | 1 | 24 | 8 | .750 | — | — | — |
| Rhode Island | Independent (ECAC New England) | Q | 24 | 6 | .800 | 0 | 1 | 24 | 7 | .774 | — | — | — |
| St. Bonaventure | Independent (ECAC South-Upstate) | Q | 21 | 7 | .750 | 0 | 1 | 21 | 8 | .724 | — | — | — |
| St. John's (NY) | Independent (ECAC Metro) | Q | 21 | 6 | .778 | 0 | 1 | 21 | 7 | .750 | — | — | — |
| San Francisco | West Coast | Q | 22 | 5 | .815 | 1 | 1 | 23 | 6 | .793 | 12 | 2 | 1st |
| Syracuse | Independent | L | 22 | 5 | .815 | 0 | 1 | 22 | 6 | .786 | — | — | — |
| UCLA | Pacific-8 | Q | 24 | 2 | .923 | 1 | 1 | 25 | 3 | .893 | 14 | 0 | 1st |

| School | Conference | How | Pre-Tourney | | | Tourney | | Final | | | Conf. | | |
|-------------|------------------|-----|-------------|----|------|---------|---|-------|----|------|-------|---|------|
| | | | W | L | Pct. | W | L | W | L | Pct. | W | L | Fin. |
| Utah | Western Athletic | L | 22 | 5 | .815 | 1 | 1 | 23 | 6 | .793 | 12 | 2 | 2d |
| Villanova | Eastern 8 | Q | 21 | 8 | .724 | 2 | 1 | 23 | 9 | .719 | 7 | 3 | T1st |
| Weber St. | Big Sky | Q | 19 | 9 | .679 | 0 | 1 | 19 | 10 | .655 | 9 | 5 | 3d |
| Western Ky. | Ohio Valley | Q | 15 | 13 | .536 | 1 | 1 | 16 | 14 | .533 | 9 | 5 | 3d |

1979 TOURNAMENT

| Seed | School | Conference | How | Pre-Tourney | | | Tourney | | Final | | | Conf. | | |
|------|---------------------|----------------------------------|-----|-------------|----|-------|---------|---|-------|----|------|-------|---|------|
| | | | | W | L | Pct. | W | L | W | L | Pct. | W | L | Fin. |
| 6 | App State | Southern | Q | 23 | 5 | .821 | 0 | 1 | 23 | 6 | .793 | 11 | 3 | 1st |
| 2 | Arkansas | Southwest | Q | 23 | 4 | .852 | 2 | 1 | 25 | 5 | .833 | 13 | 3 | T1st |
| 5 | BYU | Western Athletic | Q | 20 | 7 | .741 | 0 | 1 | 20 | 8 | .714 | 10 | 2 | 1st |
| 5 | UConn | Independent (ECAC New England) | Q | 21 | 7 | .750 | 0 | 1 | 21 | 8 | .724 | — | — | — |
| 2 | DePaul | Independent | L | 22 | 5 | .815 | 4 | 1 | 26 | 6 | .813 | — | — | — |
| 7 | Detroit Mercy | Independent | L | 22 | 5 | .815 | 0 | 1 | 22 | 6 | .786 | — | — | — |
| 2 | Duke | Atlantic Coast | L | 22 | 7 | .759 | 0 | 1 | 22 | 8 | .733 | 9 | 3 | T1st |
| 9 | Eastern Ky. | Ohio Valley | Q | 21 | 7 | .750 | 0 | 1 | 21 | 8 | .724 | 9 | 3 | 1st |
| 3 | Georgetown | Independent (ECAC South-Upstate) | Q | 24 | 4 | .857 | 0 | 1 | 24 | 5 | .828 | — | — | — |
| 1 | Indiana St. | Missouri Valley | Q | 29 | 0 | 1.000 | 4 | 1 | 33 | 1 | .971 | 16 | 0 | 1st |
| 8 | Iona | Independent (ECAC Metro) | Q | 23 | 5 | .821 | 0 | 1 | 23 | 6 | .793 | — | — | — |
| 4 | Iowa | Big Ten | L | 20 | 7 | .741 | 0 | 1 | 20 | 8 | .714 | 13 | 5 | T1st |
| 9 | Jacksonville | Sun Belt | Q | 19 | 10 | .655 | 0 | 1 | 19 | 11 | .633 | 5 | 5 | 4th |
| 10 | Lamar University | Southland | Q | 22 | 8 | .733 | 1 | 1 | 23 | 9 | .719 | 9 | 1 | 1st |
| 3 | LSU | Southeastern | L | 22 | 5 | .815 | 1 | 1 | 23 | 6 | .793 | 14 | 4 | 1st |
| 3 | Louisville | Metro | L | 23 | 7 | .767 | 1 | 1 | 24 | 8 | .750 | 9 | 1 | 1st |
| 3 | Marquette | Independent | L | 21 | 6 | .778 | 1 | 1 | 22 | 7 | .759 | — | — | — |
| 2 | Michigan St. | Big Ten | Q | 21 | 6 | .778 | 5 | 0 | 26 | 6 | .813 | 13 | 5 | T1st |
| 10 | New Mexico St. | Missouri Valley | L | 22 | 9 | .710 | 0 | 1 | 22 | 10 | .688 | 11 | 5 | 2d |
| 1 | North Carolina | Atlantic Coast | Q | 23 | 5 | .821 | 0 | 1 | 23 | 6 | .793 | 9 | 3 | T1st |
| 1 | Notre Dame | Independent | L | 22 | 5 | .815 | 2 | 1 | 24 | 6 | .800 | — | — | — |
| 5 | Oklahoma | Big Eight | Q | 20 | 9 | .690 | 1 | 1 | 21 | 10 | .677 | 10 | 4 | 1st |
| 6 | Pacific | Pacific Coast | Q | 18 | 11 | .621 | 0 | 1 | 18 | 12 | .600 | 11 | 3 | 1st |
| 9 | Penn | Ivy | Q | 21 | 5 | .808 | 4 | 2 | 25 | 7 | .781 | 13 | 1 | 1st |
| 9 | Pepperdine | West Coast | L | 21 | 9 | .700 | 1 | 1 | 22 | 10 | .688 | 10 | 2 | 2d |
| 6 | Rutgers | Eastern 8 | Q | 21 | 8 | .724 | 1 | 1 | 22 | 9 | .710 | 7 | 3 | T2d |
| 10 | St. John's (NY) | Independent | L | 18 | 10 | .643 | 3 | 1 | 21 | 11 | .656 | — | — | — |
| 4 | San Francisco | West Coast | Q | 21 | 6 | .778 | 1 | 1 | 22 | 7 | .759 | 12 | 2 | 1st |
| 6 | South Ala. | Sun Belt | L | 20 | 6 | .769 | 0 | 1 | 20 | 7 | .741 | 10 | 0 | 1st |
| 7 | Southern California | Pacific-10 | L | 19 | 8 | .704 | 1 | 1 | 20 | 9 | .690 | 14 | 4 | 2d |
| 4 | Syracuse | Independent | L | 25 | 3 | .893 | 1 | 1 | 26 | 4 | .867 | — | — | — |
| 7 | Temple | East Coast (E) | Q | 25 | 3 | .893 | 0 | 1 | 25 | 4 | .862 | 10 | 0 | 1st |
| 8 | Tennessee | Southeastern | Q | 20 | 11 | .645 | 1 | 1 | 21 | 12 | .636 | 12 | 6 | 2d |
| 4 | Texas | Southwest | L | 21 | 7 | .750 | 0 | 1 | 21 | 8 | .724 | 8 | 8 | T3d |
| 5 | Toledo | Mid-American | Q | 21 | 7 | .750 | 1 | 1 | 22 | 8 | .733 | 13 | 3 | T1st |
| 1 | UCLA | Pacific-10 | Q | 23 | 4 | .852 | 2 | 1 | 25 | 5 | .833 | 15 | 3 | 1st |
| 8 | Utah | Western Athletic | L | 20 | 9 | .690 | 0 | 1 | 20 | 10 | .667 | 9 | 3 | 2d |
| 10 | Utah St. | Pacific Coast | L | 19 | 10 | .655 | 0 | 1 | 19 | 11 | .633 | 9 | 5 | T2d |
| 8 | Virginia Tech | Metro | Q | 21 | 8 | .724 | 1 | 1 | 22 | 9 | .710 | 4 | 6 | T4th |
| 7 | Weber St. | Big Sky | Q | 24 | 8 | .750 | 1 | 1 | 25 | 9 | .735 | 10 | 4 | 1st |

1980 TOURNAMENT

| Seed | School | Conference | How | Pre-Tourney | | | Tourney | | Final | | | Conf. | | |
|------|-------------|------------------|-----|-------------|---|------|---------|---|-------|----|------|-------|---|------|
| | | | | W | L | Pct. | W | L | W | L | Pct. | W | L | Fin. |
| 8 | Alcorn | Southwestern | L | 27 | 1 | .964 | 1 | 1 | 28 | 2 | .933 | 12 | 0 | 1st |
| 5 | Arizona St. | Pacific-10 | L | 21 | 6 | .778 | 1 | 1 | 22 | 7 | .759 | 15 | 3 | 2d |
| 10 | Arkansas | Southwest | L | 21 | 7 | .750 | 0 | 1 | 21 | 8 | .724 | 13 | 3 | 2d |
| 11 | Bradley | Missouri Valley | Q | 23 | 9 | .719 | 0 | 1 | 23 | 10 | .697 | 13 | 3 | 1st |
| 3 | BYU | Western Athletic | Q | 24 | 4 | .857 | 0 | 1 | 24 | 5 | .828 | 13 | 1 | 1st |
| 6 | Clemson | Atlantic Coast | L | 20 | 8 | .714 | 3 | 1 | 23 | 9 | .719 | 8 | 6 | 4th |
| 1 | DePaul | Independent | L | 26 | 1 | .963 | 0 | 1 | 26 | 2 | .929 | — | — | — |
| 4 | Duke | Atlantic Coast | Q | 22 | 8 | .733 | 2 | 1 | 24 | 9 | .727 | 7 | 7 | T5th |
| 8 | Florida St. | Metro | L | 21 | 8 | .724 | 1 | 1 | 22 | 9 | .710 | 7 | 5 | 3d |
| 10 | Furman | Southern | Q | 23 | 6 | .793 | 0 | 1 | 23 | 7 | .767 | 14 | 1 | 1st |
| 3 | Georgetown | Big East | L | 24 | 5 | .828 | 2 | 1 | 26 | 6 | .813 | 5 | 1 | T1st |

| Seed | School | Conference | How | Pre-Tourney | | | Tourney | | Final | | | Conf. | | |
|------|--------------------|--------------------------|-----|-------------|----|------|---------|---|-------|----|------|-------|----|------|
| | | | | W | L | Pct. | W | L | W | L | Pct. | W | L | Fin. |
| 11 | Holy Cross | ECAC North | Q | 19 | 10 | .655 | 0 | 1 | 19 | 11 | .633 | 16 | 10 | 3d |
| 2 | Indiana | Big Ten | Q | 20 | 7 | .741 | 1 | 1 | 21 | 8 | .724 | 13 | 5 | 1st |
| 6 | Iona | Independent (ECAC Metro) | Q | 28 | 4 | .875 | 1 | 1 | 29 | 5 | .853 | — | — | — |
| 5 | Iowa | Big Ten | L | 19 | 8 | .704 | 4 | 2 | 23 | 10 | .697 | 10 | 8 | T4th |
| 7 | Kansas St. | Big Eight | Q | 21 | 8 | .724 | 1 | 1 | 22 | 9 | .710 | 8 | 6 | T2d |
| 1 | Kentucky | Southeastern | L | 28 | 5 | .848 | 1 | 1 | 29 | 6 | .829 | 15 | 3 | 1st |
| 11 | La Salle | East Coast (E) | Q | 22 | 8 | .733 | 0 | 1 | 22 | 9 | .710 | 7 | 4 | 3d |
| 10 | Lamar University | Southland | Q | 20 | 10 | .667 | 2 | 1 | 22 | 11 | .667 | 8 | 2 | 1st |
| 1 | LSU | Southeastern | Q | 24 | 5 | .828 | 2 | 1 | 26 | 6 | .813 | 14 | 4 | 2d |
| 2 | Louisville | Metro | Q | 28 | 3 | .903 | 5 | 0 | 33 | 3 | .917 | 12 | 0 | 1st |
| 12 | Loyola Marymount | West Coast | Q | 14 | 13 | .519 | 0 | 1 | 14 | 14 | .500 | 10 | 6 | T3d |
| 9 | Marquette | Independent | L | 18 | 8 | .692 | 0 | 1 | 18 | 9 | .667 | — | — | — |
| 2 | Maryland | Atlantic Coast | L | 23 | 6 | .793 | 1 | 1 | 24 | 7 | .774 | 11 | 3 | 1st |
| 5 | Missouri | Big Eight | L | 23 | 5 | .821 | 2 | 1 | 25 | 6 | .806 | 11 | 3 | 1st |
| 3 | North Carolina | Atlantic Coast | L | 21 | 7 | .750 | 0 | 1 | 21 | 8 | .724 | 9 | 5 | T2d |
| 4 | North Carolina St. | Atlantic Coast | L | 20 | 7 | .741 | 0 | 1 | 20 | 8 | .714 | 9 | 5 | T2d |
| 4 | Notre Dame | Independent | L | 22 | 5 | .815 | 0 | 1 | 22 | 6 | .786 | — | — | — |
| 4 | Ohio St. | Big Ten | L | 20 | 7 | .741 | 1 | 1 | 21 | 8 | .724 | 12 | 6 | 2d |
| 9 | Old Dominion | Independent (ECAC South) | Q | 25 | 4 | .862 | 0 | 1 | 25 | 5 | .833 | — | — | — |
| 2 | Oregon St. | Pacific-10 | Q | 26 | 3 | .897 | 0 | 1 | 26 | 4 | .867 | 16 | 2 | 1st |
| 12 | Penn | Ivy | Q | 16 | 11 | .593 | 1 | 1 | 17 | 12 | .586 | 12 | 3 | 1st |
| 6 | Purdue | Big Ten | L | 18 | 9 | .667 | 5 | 1 | 23 | 10 | .697 | 11 | 7 | 3d |
| 3 | St. John's (NY) | Big East | L | 24 | 4 | .857 | 0 | 1 | 24 | 5 | .828 | 5 | 1 | T1st |
| 12 | San Jose St. | Pacific Coast | Q | 17 | 11 | .607 | 0 | 1 | 17 | 12 | .586 | 7 | 6 | 4th |
| 9 | South Ala. | Sun Belt | L | 23 | 5 | .821 | 0 | 1 | 23 | 6 | .793 | 12 | 2 | 1st |
| 1 | Syracuse | Big East | L | 25 | 3 | .893 | 1 | 1 | 26 | 4 | .867 | 5 | 1 | T1st |
| 7 | Tennessee | Southeastern | L | 17 | 10 | .630 | 1 | 1 | 18 | 11 | .621 | 12 | 6 | T3d |
| 6 | Texas A&M | Southwest | Q | 24 | 7 | .774 | 2 | 1 | 26 | 8 | .765 | 14 | 2 | 1st |
| 9 | Toledo | Mid-American | Q | 23 | 5 | .821 | 0 | 1 | 23 | 6 | .793 | 14 | 2 | 1st |
| 8 | UCLA | Pacific-10 | L | 17 | 9 | .654 | 5 | 1 | 22 | 10 | .688 | 12 | 6 | 4th |
| 11 | Utah St. | Pacific Coast | L | 18 | 8 | .692 | 0 | 1 | 18 | 9 | .667 | 11 | 2 | 1st |
| 8 | Villanova | Eastern 8 | Q | 22 | 7 | .759 | 1 | 1 | 23 | 8 | .742 | 7 | 3 | T1st |
| 12 | VCU | Sun Belt | Q | 18 | 11 | .621 | 0 | 1 | 18 | 12 | .600 | 8 | 6 | 5th |
| 7 | Virginia Tech | Metro | L | 20 | 7 | .741 | 1 | 1 | 21 | 8 | .724 | 8 | 4 | 2d |
| 5 | Washington St. | Pacific-10 | L | 22 | 5 | .815 | 0 | 1 | 22 | 6 | .786 | 14 | 4 | 3d |
| 7 | Weber St. | Big Sky | Q | 26 | 2 | .929 | 0 | 1 | 26 | 3 | .897 | 13 | 1 | 1st |
| 10 | Western Ky. | Ohio Valley | Q | 21 | 7 | .750 | 0 | 1 | 21 | 8 | .724 | 10 | 2 | T1st |

1981 TOURNAMENT

| Seed | School | Conference | How | Pre-Tourney | | | Tourney | | Final | | | Conf. | | |
|------|------------------|--------------------------|-----|-------------|----|------|---------|---|-------|----|------|-------|---|------|
| | | | | W | L | Pct. | W | L | W | L | Pct. | W | L | Fin. |
| 7 | UAB | Sun Belt | L | 21 | 8 | .724 | 2 | 1 | 23 | 9 | .719 | 9 | 3 | T1st |
| 2 | Arizona St. | Pacific-10 | L | 24 | 3 | .889 | 0 | 1 | 24 | 4 | .857 | 16 | 2 | 2d |
| 5 | Arkansas | Southwest | L | 22 | 7 | .759 | 2 | 1 | 24 | 8 | .750 | 13 | 3 | 1st |
| 12 | Ball St. | Mid-American | Q | 20 | 9 | .690 | 0 | 1 | 20 | 10 | .667 | 10 | 6 | T1st |
| 5 | Boston College | Big East | L | 21 | 6 | .778 | 2 | 1 | 23 | 7 | .767 | 10 | 4 | 1st |
| 6 | BYU | Western Athletic | L | 22 | 6 | .786 | 3 | 1 | 25 | 7 | .781 | 12 | 4 | 3d |
| 11 | Chattanooga | Southern | Q | 21 | 8 | .724 | 0 | 1 | 21 | 9 | .700 | 11 | 5 | T1st |
| 8 | Creighton | Missouri Valley | Q | 21 | 8 | .724 | 0 | 1 | 21 | 9 | .700 | 11 | 5 | T2d |
| 1 | DePaul | Independent | L | 27 | 1 | .964 | 0 | 1 | 27 | 2 | .931 | — | — | — |
| 6 | Fresno St. | Pacific Coast | Q | 25 | 3 | .893 | 0 | 1 | 25 | 4 | .862 | 12 | 2 | 1st |
| 7 | Georgetown | Big East | L | 20 | 11 | .645 | 0 | 1 | 20 | 12 | .625 | 9 | 5 | 2d |
| 8 | Houston | Southwest | Q | 21 | 8 | .724 | 0 | 1 | 21 | 9 | .700 | 10 | 6 | T2d |
| 12 | Howard | Mid-Eastern | Q | 17 | 11 | .607 | 0 | 1 | 17 | 12 | .586 | 6 | 4 | T2d |
| 7 | Idaho | Big Sky | Q | 25 | 3 | .893 | 0 | 1 | 25 | 4 | .862 | 12 | 2 | 1st |
| 4 | Illinois | Big Ten | L | 20 | 7 | .741 | 1 | 1 | 21 | 8 | .724 | 12 | 6 | 3d |
| 3 | Indiana | Big Ten | Q | 21 | 9 | .700 | 5 | 0 | 26 | 9 | .743 | 14 | 4 | 1st |
| 3 | Iowa | Big Ten | L | 21 | 6 | .778 | 0 | 1 | 21 | 7 | .750 | 13 | 5 | 2d |
| 10 | James Madison | Independent (ECAC South) | Q | 20 | 8 | .714 | 1 | 1 | 21 | 9 | .700 | — | — | — |
| 7 | Kansas | Big Eight | Q | 22 | 7 | .759 | 2 | 1 | 24 | 8 | .750 | 9 | 5 | T2d |
| 6 | Kansas St. | Big Eight | L | 21 | 8 | .724 | 3 | 1 | 24 | 9 | .727 | 9 | 5 | T2d |
| 2 | Kentucky | Southeastern | L | 22 | 5 | .815 | 0 | 1 | 22 | 6 | .786 | 15 | 3 | 2d |
| 8 | Lamar University | Southland | Q | 24 | 4 | .857 | 1 | 1 | 25 | 5 | .833 | 8 | 2 | 1st |
| 12 | LIU Brooklyn | Independent (ECAC Metro) | Q | 18 | 10 | .643 | 0 | 1 | 18 | 11 | .621 | — | — | — |
| 1 | LSU | Southeastern | L | 28 | 3 | .903 | 3 | 2 | 31 | 5 | .861 | 17 | 1 | 1st |

| Seed | School | Conference | How | Pre-Tourney | | | Tourney | | Final | | | Conf. | | |
|------|----------------|------------------|-----|-------------|----|------|---------|---|-------|----|------|-------|---|------|
| | | | | W | L | Pct. | W | L | W | L | Pct. | W | L | Fin. |
| 4 | Louisville | Metro | Q | 21 | 8 | .724 | 0 | 1 | 21 | 9 | .700 | 11 | 1 | 1st |
| 6 | Maryland | Atlantic Coast | L | 20 | 9 | .690 | 1 | 1 | 21 | 10 | .677 | 8 | 6 | 4th |
| 12 | Mercer | Trans America | Q | 18 | 11 | .621 | 0 | 1 | 18 | 12 | .600 | 7 | 4 | 3d |
| 10 | Ole Miss | Southeastern | Q | 16 | 13 | .552 | 0 | 1 | 16 | 14 | .533 | 10 | 8 | 4th |
| 9 | Missouri | Big Eight | L | 22 | 9 | .710 | 0 | 1 | 22 | 10 | .688 | 10 | 4 | 1st |
| 2 | North Carolina | Atlantic Coast | Q | 25 | 7 | .781 | 4 | 1 | 29 | 8 | .784 | 10 | 4 | 2d |
| 11 | Northeastern | ECAC North | Q | 23 | 5 | .821 | 1 | 1 | 24 | 6 | .800 | 21 | 5 | 1st |
| 2 | Notre Dame | Independent | L | 22 | 5 | .815 | 1 | 1 | 23 | 6 | .793 | — | — | — |
| 1 | Oregon St. | Pacific-10 | Q | 26 | 1 | .963 | 0 | 1 | 26 | 2 | .929 | 17 | 1 | 1st |
| 10 | Pittsburgh | Eastern 8 | Q | 18 | 11 | .621 | 1 | 1 | 19 | 12 | .613 | 8 | 5 | 4th |
| 11 | Princeton | Ivy | Q | 18 | 9 | .667 | 0 | 1 | 18 | 10 | .643 | 14 | 1 | 1st |
| 9 | Saint Joseph's | East Coast (E) | Q | 22 | 7 | .759 | 3 | 1 | 25 | 8 | .758 | 9 | 2 | T2d |
| 9 | San Francisco | West Coast | Q | 24 | 6 | .800 | 0 | 1 | 24 | 7 | .774 | 11 | 3 | T1st |
| 11 | Southern U. | Southwestern | Q | 17 | 10 | .630 | 0 | 1 | 17 | 11 | .607 | 8 | 4 | T1st |
| 4 | Tennessee | Southeastern | L | 20 | 7 | .741 | 1 | 1 | 21 | 8 | .724 | 12 | 6 | 3d |
| 3 | UCLA | Pacific-10 | L | 20 | 6 | .769 | 0 | 1 | 20 | 7 | .741 | 13 | 5 | 3d |
| 3 | Utah | Western Athletic | L | 24 | 4 | .857 | 1 | 1 | 25 | 5 | .833 | 13 | 3 | T1st |
| 9 | Villanova | Big East | L | 19 | 10 | .655 | 1 | 1 | 20 | 11 | .645 | 8 | 6 | T3d |
| 1 | Virginia | Atlantic Coast | L | 25 | 3 | .893 | 4 | 1 | 29 | 4 | .879 | 13 | 1 | 1st |
| 5 | VCU | Sun Belt | Q | 23 | 4 | .852 | 1 | 1 | 24 | 5 | .828 | 9 | 3 | T1st |
| 4 | Wake Forest | Atlantic Coast | L | 22 | 6 | .786 | 0 | 1 | 22 | 7 | .759 | 9 | 5 | 3d |
| 10 | Western Ky. | Ohio Valley | Q | 21 | 7 | .750 | 0 | 1 | 21 | 8 | .724 | 12 | 2 | 1st |
| 6 | Wichita St. | Missouri Valley | L | 23 | 6 | .793 | 3 | 1 | 26 | 7 | .788 | 12 | 4 | 1st |
| 5 | Wyoming | Western Athletic | Q | 23 | 5 | .821 | 1 | 1 | 24 | 6 | .800 | 13 | 3 | T1st |

1982 TOURNAMENT

| Seed | School | Conference | How | Pre-Tourney | | | Tourney | | Final | | | Conf. | | |
|------|--------------------|--------------------------|-----|-------------|----|------|---------|---|-------|----|------|-------|---|------|
| | | | | W | L | Pct. | W | L | W | L | Pct. | W | L | Fin. |
| 4 | Alabama | Southeastern | Q | 23 | 6 | .793 | 1 | 1 | 24 | 7 | .774 | 12 | 6 | 3d |
| 11 | Alcorn | Southwestern | Q | 22 | 7 | .759 | 0 | 1 | 22 | 8 | .733 | 10 | 2 | T1st |
| 4 | Arkansas | Southwest | Q | 23 | 5 | .821 | 0 | 1 | 23 | 6 | .793 | 12 | 4 | 1st |
| 8 | Boston College | Big East | L | 19 | 9 | .679 | 3 | 1 | 22 | 10 | .688 | 8 | 6 | 4th |
| 10 | Chattanooga | Southern | Q | 26 | 3 | .897 | 1 | 1 | 27 | 4 | .871 | 15 | 1 | 1st |
| 1 | DePaul | Independent | L | 26 | 1 | .963 | 0 | 1 | 26 | 2 | .929 | — | — | — |
| 10 | Evansville | Midwestern | Q | 23 | 5 | .821 | 0 | 1 | 23 | 6 | .793 | 10 | 2 | 1st |
| 4 | Fresno St. | Pacific Coast | Q | 26 | 2 | .929 | 1 | 1 | 27 | 3 | .900 | 13 | 1 | 1st |
| 1 | Georgetown | Big East | Q | 26 | 6 | .813 | 4 | 1 | 30 | 7 | .811 | 10 | 4 | 2d |
| 6 | Houston | Southwest | L | 21 | 7 | .750 | 4 | 1 | 25 | 8 | .758 | 11 | 5 | 2d |
| 3 | Idaho | Big Sky | Q | 26 | 2 | .929 | 1 | 1 | 27 | 3 | .900 | 13 | 1 | 1st |
| 5 | Indiana | Big Ten | L | 18 | 9 | .667 | 1 | 1 | 19 | 10 | .655 | 12 | 6 | T2d |
| 6 | Iowa | Big Ten | L | 20 | 7 | .741 | 1 | 1 | 21 | 8 | .724 | 12 | 6 | T2d |
| 9 | James Madison | Independent | L | 23 | 5 | .821 | 1 | 1 | 24 | 6 | .800 | — | — | — |
| 5 | Kansas St. | Big Eight | L | 21 | 7 | .750 | 2 | 1 | 23 | 8 | .742 | 10 | 4 | 2d |
| 6 | Kentucky | Southeastern | L | 22 | 7 | .759 | 0 | 1 | 22 | 8 | .733 | 13 | 5 | T1st |
| 8 | Louisiana | Southland | Q | 24 | 7 | .774 | 0 | 1 | 24 | 8 | .750 | 8 | 2 | 1st |
| 11 | La.-Monroe | Trans America | Q | 19 | 10 | .655 | 0 | 1 | 19 | 11 | .633 | 9 | 7 | T3d |
| 3 | Louisville | Metro | L | 20 | 9 | .690 | 3 | 1 | 23 | 10 | .697 | 8 | 4 | T2d |
| 7 | Marquette | Independent | L | 22 | 8 | .733 | 1 | 1 | 23 | 9 | .719 | — | — | — |
| 2 | Memphis | Metro | Q | 23 | 4 | .852 | 1 | 1 | 24 | 5 | .828 | 10 | 2 | 1st |
| 11 | Middle Tenn. | Ohio Valley | Q | 21 | 7 | .750 | 1 | 1 | 22 | 8 | .733 | 12 | 4 | 3d |
| 2 | Minnesota | Big Ten | Q | 22 | 5 | .815 | 1 | 1 | 23 | 6 | .793 | 14 | 4 | 1st |
| 2 | Missouri | Big Eight | Q | 26 | 3 | .897 | 1 | 1 | 27 | 4 | .871 | 12 | 2 | 1st |
| 1 | North Carolina | Atlantic Coast | Q | 27 | 2 | .931 | 5 | 0 | 32 | 2 | .941 | 12 | 2 | 1st |
| 12 | N.C. A&T | Mid-Eastern | Q | 19 | 8 | .704 | 0 | 1 | 19 | 9 | .679 | 10 | 2 | 1st |
| 7 | North Carolina St. | Atlantic Coast | L | 22 | 9 | .710 | 0 | 1 | 22 | 10 | .688 | 7 | 7 | 4th |
| 11 | Northeastern | ECAC North | Q | 22 | 6 | .786 | 1 | 1 | 23 | 7 | .767 | 8 | 1 | 1st |
| 12 | Northern Ill. | Mid-American | Q | 16 | 13 | .552 | 0 | 1 | 16 | 14 | .533 | 9 | 7 | 3d |
| 8 | Ohio St. | Big Ten | L | 21 | 9 | .700 | 0 | 1 | 21 | 10 | .677 | 12 | 6 | T2d |
| 10 | Old Dominion | Independent (ECAC South) | Q | 18 | 11 | .621 | 0 | 1 | 18 | 12 | .600 | — | — | — |
| 2 | Oregon St. | Pacific-10 | Q | 23 | 4 | .852 | 2 | 1 | 25 | 5 | .833 | 16 | 2 | 1st |
| 12 | Penn | Ivy | Q | 17 | 9 | .654 | 0 | 1 | 17 | 10 | .630 | 12 | 2 | 1st |
| 7 | Pepperdine | West Coast | Q | 21 | 6 | .778 | 1 | 1 | 22 | 7 | .759 | 14 | 0 | 1st |
| 10 | Pittsburgh | Eastern 8 | Q | 20 | 9 | .690 | 0 | 1 | 20 | 10 | .667 | 8 | 6 | 3d |
| 12 | Robert Morris | ECAC Metro (S) | Q | 17 | 12 | .586 | 0 | 1 | 17 | 13 | .567 | 9 | 5 | 1st |
| 5 | St. John's (NY) | Big East | L | 20 | 8 | .714 | 1 | 1 | 21 | 9 | .700 | 9 | 5 | 3d |

| Seed | School | Conference | How | Pre-Tourney | | | Tourney | | Final | | | Conf. | | |
|------|---------------------|------------------|-----|-------------|---|------|---------|---|-------|----|------|-------|---|------|
| | | | | W | L | Pct. | W | L | W | L | Pct. | W | L | Fin. |
| 6 | Saint Joseph's | East Coast (E) | Q | 25 | 4 | .862 | 0 | 1 | 25 | 5 | .833 | 10 | 1 | 2d |
| 9 | San Francisco | West Coast | L | 25 | 5 | .833 | 0 | 1 | 25 | 6 | .806 | 11 | 3 | 2d |
| 9 | Southern California | Pacific-10 | L | 19 | 8 | .704 | 0 | 1 | 19 | 9 | .679 | 13 | 5 | 3d |
| 9 | Tennessee | Southeastern | L | 19 | 9 | .679 | 1 | 1 | 20 | 10 | .667 | 13 | 5 | T1st |
| 3 | Tulsa | Missouri Valley | Q | 24 | 5 | .828 | 0 | 1 | 24 | 6 | .800 | 12 | 4 | T2d |
| 4 | UAB | Sun Belt | Q | 23 | 5 | .821 | 2 | 1 | 25 | 6 | .806 | 9 | 1 | 1st |
| 3 | Villanova | Big East | L | 22 | 7 | .759 | 2 | 1 | 24 | 8 | .750 | 11 | 3 | 1st |
| 1 | Virginia | Atlantic Coast | L | 29 | 3 | .906 | 1 | 1 | 30 | 4 | .882 | 12 | 2 | T1st |
| 7 | Wake Forest | Atlantic Coast | L | 20 | 8 | .714 | 1 | 1 | 21 | 9 | .700 | 9 | 5 | 3d |
| 5 | West Virginia | Eastern 8 | L | 26 | 3 | .897 | 1 | 1 | 27 | 4 | .871 | 13 | 1 | 1st |
| 8 | Wyoming | Western Athletic | Q | 22 | 6 | .786 | 1 | 1 | 23 | 7 | .767 | 14 | 2 | 1st |

1983 TOURNAMENT

| Seed | School | Conference | How | Pre-Tourney | | | Tourney | | Final | | | Conf. | | |
|------|--------------------|------------------|-----|-------------|----|------|---------|---|-------|----|------|-------|----|------|
| | | | | W | L | Pct. | W | L | W | L | Pct. | W | L | Fin. |
| 6 | Alabama | Southeastern | L | 20 | 11 | .645 | 0 | 1 | 20 | 12 | .625 | 8 | 10 | T8th |
| 12 | Alcorn | Southwestern | Q | 21 | 9 | .700 | 1 | 1 | 22 | 10 | .688 | 10 | 4 | 3d |
| 4 | Arkansas | Southwest | L | 25 | 3 | .893 | 1 | 1 | 26 | 4 | .867 | 14 | 2 | 2d |
| 4 | Boston College | Big East | L | 24 | 6 | .800 | 1 | 1 | 25 | 7 | .781 | 12 | 4 | T1st |
| — | Boston U. | ECAC North | Q | 21 | 9 | .700 | 0 | 1 | 21 | 10 | .677 | 8 | 2 | T1st |
| 9 | Chattanooga | Southern | Q | 26 | 3 | .897 | 0 | 1 | 26 | 4 | .867 | 15 | 1 | 1st |
| 5 | Georgetown | Big East | L | 21 | 9 | .700 | 1 | 1 | 22 | 10 | .688 | 11 | 5 | 4th |
| 4 | Georgia | Southeastern | Q | 21 | 9 | .700 | 3 | 1 | 24 | 10 | .706 | 9 | 9 | T4th |
| — | Ga. Southern | Trans America | Q | 18 | 11 | .621 | 0 | 1 | 18 | 12 | .600 | 8 | 6 | T3d |
| 1 | Houston | Southwest | Q | 27 | 2 | .931 | 4 | 1 | 31 | 3 | .912 | 16 | 0 | 1st |
| 7 | Illinois | Big Ten | L | 21 | 10 | .677 | 0 | 1 | 21 | 11 | .656 | 11 | 7 | T2d |
| 6 | Illinois St. | Missouri Valley | Q | 24 | 6 | .800 | 0 | 1 | 24 | 7 | .774 | 13 | 5 | 2d |
| 2 | Indiana | Big Ten | Q | 23 | 5 | .821 | 1 | 1 | 24 | 6 | .800 | 13 | 5 | 1st |
| 7 | Iowa | Big Ten | L | 19 | 9 | .679 | 2 | 1 | 21 | 10 | .677 | 11 | 7 | T2d |
| 10 | James Madison | ECAC South | Q | 19 | 10 | .655 | 1 | 1 | 20 | 11 | .645 | 6 | 3 | 2d |
| 3 | Kentucky | Southeastern | L | 21 | 7 | .750 | 2 | 1 | 23 | 8 | .742 | 13 | 5 | 1st |
| 12 | La Salle | East Coast (E) | Q | 17 | 13 | .567 | 1 | 1 | 18 | 14 | .563 | 7 | 2 | T1st |
| 11 | Lamar University | Southland | Q | 22 | 7 | .759 | 1 | 1 | 23 | 8 | .742 | 9 | 3 | 1st |
| 8 | Louisiana | Independent | L | 22 | 6 | .786 | 0 | 1 | 22 | 7 | .759 | — | — | — |
| 1 | Louisville | Metro | Q | 29 | 3 | .906 | 3 | 1 | 32 | 4 | .889 | 12 | 0 | 1st |
| 9 | Marquette | Independent | L | 19 | 9 | .679 | 0 | 1 | 19 | 10 | .655 | — | — | — |
| 8 | Maryland | Atlantic Coast | L | 19 | 9 | .679 | 1 | 1 | 20 | 10 | .667 | 8 | 6 | T3d |
| 4 | Memphis | Metro | L | 22 | 7 | .759 | 1 | 1 | 23 | 8 | .742 | 6 | 6 | 4th |
| 2 | Missouri | Big Eight | L | 26 | 7 | .788 | 0 | 1 | 26 | 8 | .765 | 12 | 2 | 1st |
| 11 | Morehead St. | Ohio Valley | Q | 19 | 10 | .655 | 0 | 1 | 19 | 11 | .633 | 10 | 4 | 2d |
| 3 | UNLV | Pacific Coast | Q | 28 | 2 | .933 | 0 | 1 | 28 | 3 | .903 | 15 | 1 | 1st |
| 2 | North Carolina | Atlantic Coast | L | 26 | 7 | .788 | 2 | 1 | 28 | 8 | .778 | 12 | 2 | T1st |
| — | N.C. A&T | Mid-Eastern | Q | 23 | 7 | .767 | 0 | 1 | 23 | 8 | .742 | 9 | 3 | 2d |
| 6 | North Carolina St. | Atlantic Coast | Q | 20 | 10 | .667 | 6 | 0 | 26 | 10 | .722 | 8 | 6 | T3d |
| 11 | Ohio | Mid-American | Q | 22 | 8 | .733 | 1 | 1 | 23 | 9 | .719 | 12 | 6 | 2d |
| 3 | Ohio St. | Big Ten | L | 19 | 9 | .679 | 1 | 1 | 20 | 10 | .667 | 11 | 7 | T2d |
| 7 | Oklahoma | Big Eight | L | 23 | 8 | .742 | 1 | 1 | 24 | 9 | .727 | 10 | 4 | 2d |
| 5 | Oklahoma St. | Big Eight | Q | 24 | 6 | .800 | 0 | 1 | 24 | 7 | .774 | 9 | 5 | T3d |
| 11 | Pepperdine | West Coast | Q | 20 | 8 | .714 | 0 | 1 | 20 | 9 | .690 | 10 | 2 | 1st |
| 12 | Princeton | Ivy | Q | 18 | 8 | .692 | 2 | 1 | 20 | 9 | .690 | 12 | 2 | 1st |
| 5 | Purdue | Big Ten | L | 20 | 8 | .714 | 1 | 1 | 21 | 9 | .700 | 11 | 7 | T2d |
| 12 | Robert Morris | ECAC Metro (S) | Q | 22 | 7 | .759 | 1 | 1 | 23 | 8 | .742 | 12 | 2 | 1st |
| 9 | Rutgers | Atlantic 10 (E) | L | 22 | 7 | .759 | 1 | 1 | 23 | 8 | .742 | 11 | 3 | 1st |
| 1 | St. John's (NY) | Big East | Q | 27 | 4 | .871 | 1 | 1 | 28 | 5 | .848 | 12 | 4 | T1st |
| 6 | Syracuse | Big East | L | 20 | 9 | .690 | 1 | 1 | 21 | 10 | .677 | 9 | 7 | 5th |
| 8 | Tennessee | Southeastern | L | 19 | 11 | .633 | 1 | 1 | 20 | 12 | .625 | 9 | 9 | T4th |
| 10 | UAB | Sun Belt | Q | 19 | 13 | .594 | 0 | 1 | 19 | 14 | .576 | 9 | 5 | 3d |
| 2 | UCLA | Pacific-10 | Q | 23 | 5 | .821 | 0 | 1 | 23 | 6 | .793 | 15 | 3 | 1st |
| 10 | Utah | Western Athletic | Q | 16 | 13 | .552 | 2 | 1 | 18 | 14 | .563 | 11 | 5 | T1st |
| 10 | Utah St. | Pacific Coast | L | 20 | 8 | .714 | 0 | 1 | 20 | 9 | .690 | 10 | 6 | 3d |
| 3 | Villanova | Big East | L | 22 | 7 | .759 | 2 | 1 | 24 | 8 | .750 | 12 | 4 | T1st |
| 1 | Virginia | Atlantic Coast | L | 27 | 4 | .871 | 2 | 1 | 29 | 5 | .853 | 12 | 2 | T1st |
| 5 | VCU | Sun Belt | L | 23 | 6 | .793 | 1 | 1 | 24 | 7 | .774 | 12 | 2 | T1st |
| 8 | Washington St. | Pacific-10 | L | 22 | 6 | .786 | 1 | 1 | 23 | 7 | .767 | 14 | 4 | 2d |
| 9 | Weber St. | Big Sky | Q | 23 | 7 | .767 | 0 | 1 | 23 | 8 | .742 | 10 | 4 | T1st |

| Seed | School | Conference | How | Pre-Tourney | | | Tourney | | Final | | | Conf. | | |
|------|---------------|-----------------|-----|-------------|---|------|---------|---|-------|---|------|-------|---|------|
| | | | | W | L | Pct. | W | L | W | L | Pct. | W | L | Fin. |
| 7 | West Virginia | Atlantic 10 (W) | Q | 23 | 7 | .767 | 0 | 1 | 23 | 8 | .742 | 10 | 4 | T1st |
| — | Xavier | Midwestern | Q | 22 | 7 | .759 | 0 | 1 | 22 | 8 | .733 | 10 | 4 | T2d |

1984 TOURNAMENT

| Seed | School | Conference | How | Pre-Tourney | | | Tourney | | Final | | | Conf. | | |
|------|-----------------|---------------------|-----|-------------|----|------|---------|---|-------|----|------|-------|---|------|
| | | | | W | L | Pct. | W | L | W | L | Pct. | W | L | Fin. |
| 9 | Alabama | Southeastern | L | 18 | 11 | .621 | 0 | 1 | 18 | 12 | .600 | 10 | 8 | 5th |
| 12 | Alcorn | Southwestern | Q | 20 | 9 | .690 | 1 | 1 | 21 | 10 | .677 | 11 | 3 | T1st |
| 2 | Arkansas | Southwest | L | 25 | 6 | .806 | 0 | 1 | 25 | 7 | .781 | 14 | 2 | 2d |
| 5 | Auburn | Southeastern | L | 20 | 10 | .667 | 0 | 1 | 20 | 11 | .645 | 12 | 6 | 2d |
| 8 | BYU | Western Athletic | L | 19 | 10 | .655 | 1 | 1 | 20 | 11 | .645 | 12 | 4 | 2d |
| 10 | Dayton | Independent | L | 18 | 10 | .643 | 3 | 1 | 21 | 11 | .656 | — | — | — |
| 1 | DePaul | Independent | L | 26 | 2 | .929 | 1 | 1 | 27 | 3 | .900 | — | — | — |
| 3 | Duke | Atlantic Coast | L | 24 | 9 | .727 | 0 | 1 | 24 | 10 | .706 | 7 | 7 | T3d |
| 7 | Fresno St. | Pacific Coast | L | 25 | 7 | .781 | 0 | 1 | 25 | 8 | .758 | 13 | 5 | 3d |
| 1 | Georgetown | Big East | Q | 29 | 3 | .906 | 5 | 0 | 34 | 3 | .919 | 14 | 2 | 1st |
| 2 | Houston | Southwest | Q | 28 | 4 | .875 | 4 | 1 | 32 | 5 | .865 | 15 | 1 | 1st |
| — | Houston Baptist | Trans America | Q | 24 | 6 | .800 | 0 | 1 | 24 | 7 | .774 | 11 | 3 | 1st |
| 2 | Illinois | Big Ten | Q | 24 | 4 | .857 | 2 | 1 | 26 | 5 | .839 | 15 | 3 | T1st |
| 8 | Illinois St. | Missouri Valley | L | 22 | 7 | .759 | 1 | 1 | 23 | 8 | .742 | 13 | 3 | T1st |
| 4 | Indiana | Big Ten | L | 20 | 8 | .714 | 2 | 1 | 22 | 9 | .710 | 13 | 5 | 3d |
| 10 | Iona | Metro Atlantic | Q | 23 | 7 | .767 | 0 | 1 | 23 | 8 | .742 | 11 | 3 | T1st |
| 5 | Kansas | Big Eight | Q | 21 | 9 | .700 | 1 | 1 | 22 | 10 | .688 | 9 | 5 | 2d |
| 1 | Kentucky | Southeastern | Q | 26 | 4 | .867 | 3 | 1 | 29 | 5 | .853 | 14 | 4 | 1st |
| — | LIU Brooklyn | ECAC Metro | Q | 20 | 10 | .667 | 0 | 1 | 20 | 11 | .645 | 11 | 5 | T1st |
| 7 | LSU | Southeastern | L | 18 | 10 | .643 | 0 | 1 | 18 | 11 | .621 | 11 | 7 | T3d |
| 10 | Louisiana Tech | Southland | Q | 25 | 6 | .806 | 1 | 1 | 26 | 7 | .788 | 8 | 4 | 3d |
| 5 | Louisville | Metro | L | 22 | 10 | .688 | 2 | 1 | 24 | 11 | .686 | 11 | 3 | T1st |
| 10 | Marshall | Southern | Q | 25 | 5 | .833 | 0 | 1 | 25 | 6 | .806 | 13 | 3 | 1st |
| 3 | Maryland | Atlantic Coast | Q | 23 | 7 | .767 | 1 | 1 | 24 | 8 | .750 | 9 | 5 | 2d |
| 6 | Memphis | Metro | Q | 24 | 6 | .800 | 2 | 1 | 26 | 7 | .788 | 11 | 3 | T1st |
| 8 | Miami (OH) | Mid-American | Q | 24 | 5 | .828 | 0 | 1 | 24 | 6 | .800 | 16 | 2 | 1st |
| 12 | Morehead St. | Ohio Valley | Q | 24 | 5 | .828 | 1 | 1 | 25 | 6 | .806 | 12 | 2 | 1st |
| 11 | Nevada | Big Sky | Q | 17 | 13 | .567 | 0 | 1 | 17 | 14 | .548 | 7 | 7 | T3d |
| 1 | North Carolina | Atlantic Coast | L | 27 | 2 | .931 | 1 | 1 | 28 | 3 | .903 | 14 | 0 | 1st |
| — | N.C. A&T | Mid-Eastern | Q | 22 | 6 | .786 | 0 | 1 | 22 | 7 | .759 | 9 | 1 | 1st |
| 11 | Northeastern | ECAC North Atlantic | Q | 26 | 4 | .867 | 1 | 1 | 27 | 5 | .844 | 14 | 0 | 1st |
| 2 | Oklahoma | Big Eight | L | 29 | 4 | .879 | 0 | 1 | 29 | 5 | .853 | 13 | 1 | 1st |
| 11 | Oral Roberts | Midwestern | Q | 21 | 9 | .700 | 0 | 1 | 21 | 10 | .677 | 11 | 3 | 1st |
| 6 | Oregon St. | Pacific-10 | L | 22 | 6 | .786 | 0 | 1 | 22 | 7 | .759 | 15 | 3 | T1st |
| 12 | Princeton | Ivy | Q | 17 | 9 | .654 | 1 | 1 | 18 | 10 | .643 | 10 | 4 | 1st |
| 3 | Purdue | Big Ten | L | 22 | 6 | .786 | 0 | 1 | 22 | 7 | .759 | 15 | 3 | T1st |
| 12 | Richmond | ECAC South | Q | 20 | 9 | .690 | 2 | 1 | 22 | 10 | .688 | 7 | 3 | 1st |
| — | Rider | East Coast | Q | 20 | 10 | .667 | 0 | 1 | 20 | 11 | .645 | 11 | 5 | 2d |
| 9 | St. John's (NY) | Big East | L | 18 | 11 | .621 | 0 | 1 | 18 | 12 | .600 | 8 | 8 | T4th |
| — | San Diego | West Coast | Q | 18 | 9 | .667 | 0 | 1 | 18 | 10 | .643 | 9 | 3 | 1st |
| 9 | SMU | Southwest | L | 24 | 7 | .774 | 1 | 1 | 25 | 8 | .758 | 12 | 4 | 3d |
| 3 | Syracuse | Big East | L | 22 | 8 | .733 | 1 | 1 | 23 | 9 | .719 | 12 | 4 | T2d |
| 8 | Temple | Atlantic 10 | L | 25 | 4 | .862 | 1 | 1 | 26 | 5 | .839 | 18 | 0 | 1st |
| 9 | UAB | Sun Belt | Q | 23 | 10 | .697 | 0 | 1 | 23 | 11 | .676 | 8 | 6 | 5th |
| 5 | UNLV | Pacific Coast | Q | 27 | 5 | .844 | 2 | 1 | 29 | 6 | .829 | 16 | 2 | 1st |
| 4 | UTEP | Western Athletic | Q | 27 | 3 | .900 | 0 | 1 | 27 | 4 | .871 | 13 | 3 | 1st |
| 4 | Tulsa | Missouri Valley | Q | 27 | 3 | .900 | 0 | 1 | 27 | 4 | .871 | 13 | 3 | T1st |
| 7 | Villanova | Big East | L | 18 | 11 | .621 | 1 | 1 | 19 | 12 | .613 | 12 | 4 | T2d |
| 7 | Virginia | Atlantic Coast | L | 17 | 11 | .607 | 4 | 1 | 21 | 12 | .636 | 6 | 8 | T5th |
| 6 | VCU | Sun Belt | L | 22 | 6 | .786 | 1 | 1 | 23 | 7 | .767 | 11 | 3 | 1st |
| 4 | Wake Forest | Atlantic Coast | L | 21 | 8 | .724 | 2 | 1 | 23 | 9 | .719 | 7 | 7 | T3d |
| 6 | Washington | Pacific-10 | Q | 22 | 6 | .786 | 2 | 1 | 24 | 7 | .774 | 15 | 3 | T1st |
| 11 | West Virginia | Atlantic 10 | Q | 19 | 11 | .633 | 1 | 1 | 20 | 12 | .625 | 9 | 9 | T4th |

1985 TOURNAMENT

| Seed | School | Conference | How | Pre-Tourney | | | Tourney | | Final | | | Conf. | | |
|------|---------|--------------|-----|-------------|---|------|---------|---|-------|----|------|-------|---|------|
| | | | | W | L | Pct. | W | L | W | L | Pct. | W | L | Fin. |
| 7 | Alabama | Southeastern | L | 21 | 9 | .700 | 2 | 1 | 23 | 10 | .697 | 11 | 7 | T3d |

| Seed | School | Conference | How | Pre-Tourney | | | Tourney | | Final | | | Conf. | | |
|------|---------------------|---------------------|-----|-------------|----|------|---------|---|-------|----|------|-------|----|------|
| | | | | W | L | Pct. | W | L | W | L | Pct. | W | L | Fin. |
| 10 | Arizona | Pacific-10 | L | 21 | 9 | .700 | 0 | 1 | 21 | 10 | .677 | 12 | 6 | T3d |
| 9 | Arkansas | Southwest | L | 21 | 12 | .636 | 1 | 1 | 22 | 13 | .629 | 10 | 6 | T2d |
| 11 | Auburn | Southeastern | Q | 20 | 11 | .645 | 2 | 1 | 22 | 12 | .647 | 8 | 10 | T7th |
| 11 | Boston College | Big East | L | 18 | 10 | .643 | 2 | 1 | 20 | 11 | .645 | 7 | 9 | 6th |
| 9 | Dayton | Independent | L | 19 | 9 | .679 | 0 | 1 | 19 | 10 | .655 | — | — | — |
| 10 | DePaul | Independent | L | 19 | 9 | .679 | 0 | 1 | 19 | 10 | .655 | — | — | — |
| 3 | Duke | Atlantic Coast | L | 22 | 7 | .759 | 1 | 1 | 23 | 8 | .742 | 8 | 6 | T4th |
| 16 | Fairleigh Dickinson | ECAC Metro | Q | 21 | 9 | .700 | 0 | 1 | 21 | 10 | .677 | 10 | 4 | 2d |
| 1 | Georgetown | Big East | Q | 30 | 2 | .938 | 5 | 1 | 35 | 3 | .921 | 14 | 2 | 2d |
| 6 | Georgia | Southeastern | L | 21 | 8 | .724 | 1 | 1 | 22 | 9 | .710 | 12 | 6 | 2d |
| 2 | Georgia Tech | Atlantic Coast | Q | 24 | 7 | .774 | 3 | 1 | 27 | 8 | .771 | 9 | 5 | T1st |
| 3 | Illinois | Big Ten | L | 24 | 8 | .750 | 2 | 1 | 26 | 9 | .743 | 12 | 6 | 2d |
| 9 | Illinois St. | Missouri Valley | L | 21 | 7 | .750 | 1 | 1 | 22 | 8 | .733 | 11 | 5 | T2d |
| 13 | Iona | Metro Atlantic | Q | 26 | 4 | .867 | 0 | 1 | 26 | 5 | .839 | 11 | 3 | 1st |
| 8 | Iowa | Big Ten | L | 21 | 10 | .677 | 0 | 1 | 21 | 11 | .656 | 10 | 8 | T5th |
| 13 | Iowa St. | Big Eight | L | 21 | 12 | .636 | 0 | 1 | 21 | 13 | .618 | 7 | 7 | T3d |
| 3 | Kansas | Big Eight | L | 25 | 7 | .781 | 1 | 1 | 26 | 8 | .765 | 11 | 3 | 1st |
| 12 | Kentucky | Southeastern | L | 16 | 12 | .571 | 2 | 1 | 18 | 13 | .581 | 11 | 7 | T3d |
| 16 | Lehigh | East Coast | Q | 12 | 18 | .400 | 0 | 1 | 12 | 19 | .387 | 6 | 8 | 6th |
| 4 | LSU | Southeastern | L | 19 | 9 | .679 | 0 | 1 | 19 | 10 | .655 | 13 | 5 | 1st |
| 5 | Louisiana Tech | Southland | Q | 27 | 2 | .931 | 2 | 1 | 29 | 3 | .906 | 11 | 1 | 1st |
| 4 | Loyola Chicago | Midwestern | Q | 25 | 5 | .833 | 2 | 1 | 27 | 6 | .818 | 13 | 1 | 1st |
| 15 | Marshall | Southern | Q | 21 | 12 | .636 | 0 | 1 | 21 | 13 | .618 | 14 | 2 | 1st |
| 5 | Maryland | Atlantic Coast | L | 23 | 11 | .676 | 2 | 1 | 25 | 12 | .676 | 8 | 6 | T3d |
| 2 | Memphis | Metro | Q | 27 | 3 | .900 | 4 | 1 | 31 | 4 | .886 | 13 | 1 | 1st |
| 15 | Mercer | Trans America | Q | 22 | 8 | .733 | 0 | 1 | 22 | 9 | .710 | 10 | 4 | T2d |
| 12 | Miami (OH) | Mid-American | L | 20 | 10 | .667 | 0 | 1 | 20 | 11 | .645 | 13 | 5 | 2d |
| 1 | Michigan | Big Ten | Q | 25 | 3 | .893 | 1 | 1 | 26 | 4 | .867 | 16 | 2 | 1st |
| 10 | Michigan St. | Big Ten | L | 19 | 9 | .679 | 0 | 1 | 19 | 10 | .655 | 10 | 8 | T5th |
| 15 | Middle Tenn. | Ohio Valley | Q | 17 | 13 | .567 | 0 | 1 | 17 | 14 | .548 | 7 | 7 | 5th |
| 13 | Navy | ECAC South | Q | 25 | 5 | .833 | 1 | 1 | 26 | 6 | .813 | 11 | 3 | T1st |
| 14 | Nevada | Big Sky | Q | 21 | 9 | .700 | 0 | 1 | 21 | 10 | .677 | 11 | 3 | 1st |
| 2 | North Carolina | Atlantic Coast | L | 24 | 8 | .750 | 3 | 1 | 27 | 9 | .750 | 9 | 5 | T1st |
| 16 | N.C. A&T | Mid-Eastern | Q | 19 | 9 | .679 | 0 | 1 | 19 | 10 | .655 | 10 | 2 | 1st |
| 3 | North Carolina St. | Atlantic Coast | L | 20 | 9 | .690 | 3 | 1 | 23 | 10 | .697 | 9 | 5 | T1st |
| 14 | Northeastern | ECAC North Atlantic | Q | 22 | 8 | .733 | 0 | 1 | 22 | 9 | .710 | 13 | 3 | T1st |
| 7 | Notre Dame | Independent | L | 20 | 8 | .714 | 1 | 1 | 21 | 9 | .700 | — | — | — |
| 14 | Ohio | Mid-American | Q | 22 | 7 | .759 | 0 | 1 | 22 | 8 | .733 | 14 | 4 | 1st |
| 4 | Ohio St. | Big Ten | L | 19 | 9 | .679 | 1 | 1 | 20 | 10 | .667 | 11 | 7 | T3d |
| 1 | Oklahoma | Big Eight | Q | 28 | 5 | .848 | 3 | 1 | 31 | 6 | .838 | 13 | 1 | 1st |
| 12 | Old Dominion | Sun Belt | L | 19 | 11 | .633 | 0 | 1 | 19 | 12 | .613 | 9 | 5 | 3d |
| 10 | Oregon St. | Pacific-10 | L | 22 | 8 | .733 | 0 | 1 | 22 | 9 | .710 | 12 | 6 | T3d |
| 15 | Penn | Ivy | Q | 13 | 13 | .500 | 0 | 1 | 13 | 14 | .481 | 10 | 4 | 1st |
| 14 | Pepperdine | West Coast | Q | 23 | 8 | .742 | 0 | 1 | 23 | 9 | .719 | 11 | 1 | 1st |
| 12 | Pittsburgh | Big East | L | 17 | 11 | .607 | 0 | 1 | 17 | 12 | .586 | 8 | 8 | 5th |
| 6 | Purdue | Big Ten | L | 20 | 8 | .714 | 0 | 1 | 20 | 9 | .690 | 11 | 7 | T3d |
| 1 | St. John's (NY) | Big East | L | 27 | 3 | .900 | 4 | 1 | 31 | 4 | .886 | 15 | 1 | 1st |
| 13 | San Diego St. | Western Athletic | Q | 23 | 7 | .767 | 0 | 1 | 23 | 8 | .742 | 11 | 5 | 2d |
| 8 | Southern California | Pacific-10 | L | 19 | 9 | .679 | 0 | 1 | 19 | 10 | .655 | 13 | 5 | T1st |
| 16 | Southern U. | Southwestern | Q | 19 | 10 | .655 | 0 | 1 | 19 | 11 | .633 | 9 | 5 | 2d |
| 5 | SMU | Southwest | L | 22 | 9 | .710 | 1 | 1 | 23 | 10 | .697 | 10 | 6 | T2d |
| 7 | Syracuse | Big East | L | 21 | 8 | .724 | 1 | 1 | 22 | 9 | .710 | 9 | 7 | T3d |
| 8 | Temple | Atlantic 10 | Q | 24 | 5 | .828 | 1 | 1 | 25 | 6 | .806 | 15 | 3 | 2d |
| 7 | UAB | Sun Belt | L | 24 | 8 | .750 | 1 | 1 | 25 | 9 | .735 | 11 | 3 | 2d |
| 4 | UNLV | Pacific Coast | Q | 27 | 3 | .900 | 1 | 1 | 28 | 4 | .875 | 17 | 1 | 1st |
| 11 | UTEP | Western Athletic | L | 21 | 9 | .700 | 1 | 1 | 22 | 10 | .688 | 12 | 4 | 1st |
| 6 | Texas Tech | Southwest | Q | 23 | 7 | .767 | 0 | 1 | 23 | 8 | .742 | 12 | 4 | 1st |
| 6 | Tulsa | Missouri Valley | L | 23 | 7 | .767 | 0 | 1 | 23 | 8 | .742 | 12 | 4 | 1st |
| 8 | Villanova | Big East | L | 19 | 10 | .655 | 6 | 0 | 25 | 10 | .714 | 9 | 7 | 3d |
| 2 | VCU | Sun Belt | Q | 25 | 5 | .833 | 1 | 1 | 26 | 6 | .813 | 12 | 2 | 1st |
| 9 | Virginia Tech | Metro | L | 20 | 8 | .714 | 0 | 1 | 20 | 9 | .690 | 10 | 4 | 2d |
| 5 | Washington | Pacific-10 | Q | 22 | 9 | .710 | 0 | 1 | 22 | 10 | .688 | 13 | 5 | 1st |
| 11 | Wichita St. | Missouri Valley | Q | 18 | 12 | .600 | 0 | 1 | 18 | 13 | .581 | 11 | 5 | T2d |

1986 TOURNAMENT

| Seed | School | Conference | How | Pre-Tourney | | | Tourney | | Final | | | Conf. | | Fin. |
|------|--------------------|---------------------|-----|-------------|----|------|---------|---|-------|----|------|-------|---|------|
| | | | | W | L | Pct. | W | L | W | L | Pct. | W | L | |
| 15 | Akron | Ohio Valley | Q | 22 | 7 | .759 | 0 | 1 | 22 | 8 | .733 | 10 | 4 | T1st |
| 5 | Alabama | Southeastern | L | 22 | 8 | .733 | 2 | 1 | 24 | 9 | .727 | 13 | 5 | T2d |
| 9 | Arizona | Pacific-10 | Q | 23 | 8 | .742 | 0 | 1 | 23 | 9 | .719 | 14 | 4 | 1st |
| 8 | Auburn | Southeastern | L | 19 | 10 | .655 | 3 | 1 | 22 | 11 | .667 | 13 | 5 | T2d |
| 14 | Ball St. | Mid-American | Q | 21 | 9 | .700 | 0 | 1 | 21 | 10 | .677 | 11 | 7 | 3d |
| 7 | Bradley | Missouri Valley | L | 31 | 2 | .939 | 1 | 1 | 32 | 3 | .914 | 16 | 0 | 1st |
| 15 | Brown | Ivy | Q | 16 | 10 | .615 | 0 | 1 | 16 | 11 | .593 | 10 | 4 | 1st |
| 14 | Cleveland St. | Mid-Continent | Q | 27 | 3 | .900 | 2 | 1 | 29 | 4 | .879 | 13 | 1 | 1st |
| 16 | Davidson | Southern | Q | 20 | 10 | .667 | 0 | 1 | 20 | 11 | .645 | 10 | 6 | T2d |
| 12 | DePaul | Independent | L | 16 | 12 | .571 | 2 | 1 | 18 | 13 | .581 | — | — | — |
| 15 | Drexel | East Coast | Q | 19 | 11 | .633 | 0 | 1 | 19 | 12 | .613 | 11 | 3 | 1st |
| 1 | Duke | Atlantic Coast | Q | 32 | 2 | .941 | 5 | 1 | 37 | 3 | .925 | 12 | 2 | 1st |
| 13 | Fairfield | Metro Atlantic | Q | 24 | 6 | .800 | 0 | 1 | 24 | 7 | .774 | 13 | 1 | 1st |
| 4 | Georgetown | Big East | L | 23 | 7 | .767 | 1 | 1 | 24 | 8 | .750 | 11 | 5 | 3d |
| 2 | Georgia Tech | Atlantic Coast | L | 25 | 6 | .806 | 2 | 1 | 27 | 7 | .794 | 11 | 3 | 2d |
| 4 | Illinois | Big Ten | L | 21 | 9 | .700 | 1 | 1 | 22 | 10 | .688 | 11 | 7 | T4th |
| 3 | Indiana | Big Ten | L | 21 | 7 | .750 | 0 | 1 | 21 | 8 | .724 | 13 | 5 | 2d |
| 11 | Iowa | Big Ten | L | 20 | 11 | .645 | 0 | 1 | 20 | 12 | .625 | 10 | 8 | 6th |
| 7 | Iowa St. | Big Eight | L | 20 | 10 | .667 | 2 | 1 | 22 | 11 | .667 | 9 | 5 | 2d |
| 8 | Jacksonville | Sun Belt | Q | 21 | 9 | .700 | 0 | 1 | 21 | 10 | .677 | 9 | 5 | T3d |
| 1 | Kansas | Big Eight | Q | 31 | 3 | .912 | 4 | 1 | 35 | 4 | .897 | 13 | 1 | 1st |
| 1 | Kentucky | Southeastern | Q | 29 | 3 | .906 | 3 | 1 | 32 | 4 | .889 | 17 | 1 | 1st |
| 13 | La.-Monroe | Southland | Q | 20 | 9 | .690 | 0 | 1 | 20 | 10 | .667 | 9 | 3 | 1st |
| 2 | Louisville | Metro | Q | 26 | 7 | .788 | 6 | 0 | 32 | 7 | .821 | 10 | 2 | 1st |
| 11 | LSU | Southeastern | L | 22 | 11 | .667 | 4 | 1 | 26 | 12 | .684 | 9 | 9 | T5th |
| 15 | Marist | ECAC Metro | Q | 19 | 11 | .633 | 0 | 1 | 19 | 12 | .613 | 11 | 5 | 2d |
| 5 | Maryland | Atlantic Coast | L | 18 | 13 | .581 | 1 | 1 | 19 | 14 | .576 | 6 | 8 | 6th |
| 3 | Memphis | Metro | L | 27 | 5 | .844 | 1 | 1 | 28 | 6 | .824 | 9 | 3 | 2d |
| 10 | Miami (OH) | Mid-American | L | 24 | 6 | .800 | 0 | 1 | 24 | 7 | .774 | 16 | 2 | 1st |
| 2 | Michigan | Big Ten | Q | 27 | 4 | .871 | 1 | 1 | 28 | 5 | .848 | 14 | 4 | 1st |
| 5 | Michigan St. | Big Ten | L | 21 | 7 | .750 | 2 | 1 | 23 | 8 | .742 | 12 | 6 | 3d |
| 16 | Mississippi Val. | Southwestern | Q | 20 | 10 | .667 | 0 | 1 | 20 | 11 | .645 | 10 | 4 | 3d |
| 11 | Missouri | Big Eight | L | 21 | 13 | .618 | 0 | 1 | 21 | 14 | .600 | 8 | 6 | T3d |
| 16 | Montana St. | Big Sky | Q | 14 | 16 | .467 | 0 | 1 | 14 | 17 | .452 | 6 | 8 | T6th |
| 16 | N.C. A&T | Mid-Eastern | Q | 22 | 7 | .759 | 0 | 1 | 22 | 8 | .733 | 12 | 2 | 1st |
| 7 | Navy | Colonial | Q | 27 | 4 | .871 | 3 | 1 | 30 | 5 | .857 | 13 | 1 | 1st |
| 9 | Nebraska | Big Eight | L | 19 | 10 | .655 | 0 | 1 | 19 | 11 | .633 | 8 | 6 | T3d |
| 3 | North Carolina | Atlantic Coast | L | 26 | 5 | .839 | 2 | 1 | 28 | 6 | .824 | 10 | 4 | 3d |
| 6 | North Carolina St. | Atlantic Coast | L | 18 | 12 | .600 | 3 | 1 | 21 | 13 | .618 | 7 | 7 | T4th |
| 13 | Northeastern | ECAC North Atlantic | Q | 26 | 4 | .867 | 0 | 1 | 26 | 5 | .839 | 16 | 2 | 1st |
| 3 | Notre Dame | Independent | L | 23 | 5 | .821 | 0 | 1 | 23 | 6 | .793 | — | — | — |
| 4 | Oklahoma | Big Eight | L | 25 | 8 | .758 | 1 | 1 | 26 | 9 | .743 | 8 | 6 | T3d |
| 8 | Old Dominion | Sun Belt | L | 22 | 7 | .759 | 1 | 1 | 23 | 8 | .742 | 11 | 3 | 1st |
| 12 | Pepperdine | West Coast | Q | 25 | 4 | .862 | 0 | 1 | 25 | 5 | .833 | 13 | 1 | 1st |
| 6 | Purdue | Big Ten | L | 22 | 9 | .710 | 0 | 1 | 22 | 10 | .688 | 11 | 7 | T4th |
| 11 | Richmond | Colonial | L | 23 | 6 | .793 | 0 | 1 | 23 | 7 | .767 | 12 | 2 | 2d |
| 6 | Saint Joseph's | Atlantic 10 | Q | 25 | 5 | .833 | 1 | 1 | 26 | 6 | .813 | 16 | 2 | 1st |
| 1 | St. John's (NY) | Big East | Q | 30 | 4 | .882 | 1 | 1 | 31 | 5 | .861 | 14 | 2 | T1st |
| 2 | Syracuse | Big East | L | 25 | 5 | .833 | 1 | 1 | 26 | 6 | .813 | 14 | 2 | T1st |
| 9 | Temple | Atlantic 10 | L | 24 | 5 | .828 | 1 | 1 | 25 | 6 | .806 | 15 | 3 | T2d |
| 13 | Texas Tech | Southwest | Q | 17 | 13 | .567 | 0 | 1 | 17 | 14 | .548 | 9 | 7 | 5th |
| 10 | Tulsa | Missouri Valley | Q | 23 | 8 | .742 | 0 | 1 | 23 | 9 | .719 | 10 | 6 | T2d |
| 6 | UAB | Sun Belt | L | 24 | 10 | .706 | 1 | 1 | 25 | 11 | .694 | 9 | 5 | T3d |
| 14 | Little Rock | Trans America | Q | 22 | 10 | .688 | 1 | 1 | 23 | 11 | .676 | 12 | 2 | 1st |
| 4 | UNLV | Pacific Coast | Q | 31 | 4 | .886 | 2 | 1 | 33 | 5 | .868 | 16 | 2 | 1st |
| 14 | Utah | Western Athletic | L | 20 | 9 | .690 | 0 | 1 | 20 | 10 | .667 | 12 | 4 | T1st |
| 10 | UTEP | Western Athletic | Q | 27 | 5 | .844 | 0 | 1 | 27 | 6 | .818 | 12 | 4 | T1st |
| 10 | Villanova | Big East | L | 22 | 13 | .629 | 1 | 1 | 23 | 14 | .622 | 10 | 6 | 4th |
| 5 | Virginia | Atlantic Coast | L | 19 | 10 | .655 | 0 | 1 | 19 | 11 | .633 | 7 | 7 | T4th |
| 7 | Virginia Tech | Metro | L | 22 | 8 | .733 | 0 | 1 | 22 | 9 | .710 | 7 | 5 | 3d |
| 12 | Washington | Pacific-10 | L | 19 | 11 | .633 | 0 | 1 | 19 | 12 | .613 | 13 | 5 | 2d |
| 9 | West Virginia | Atlantic 10 | L | 22 | 10 | .688 | 0 | 1 | 22 | 11 | .667 | 15 | 3 | T2d |
| 8 | Western Ky. | Sun Belt | L | 22 | 7 | .759 | 1 | 1 | 23 | 8 | .742 | 10 | 4 | 2d |
| 12 | Xavier | Midwestern | Q | 25 | 4 | .862 | 0 | 1 | 25 | 5 | .833 | 10 | 2 | 1st |

1987 TOURNAMENT

| Seed | School | Conference | How | Pre-Tourney | | | Tourney | | Final | | | Conf. | | Fin. |
|------|--------------------|---------------------|-----|-------------|----|------|---------|---|-------|----|------|-------|----|------|
| | | | | W | L | Pct. | W | L | W | L | Pct. | W | L | |
| 2 | Alabama | Southeastern | Q | 26 | 4 | .867 | 2 | 1 | 28 | 5 | .848 | 16 | 2 | 1st |
| 10 | Arizona | Pacific-10 | L | 18 | 11 | .621 | 0 | 1 | 18 | 12 | .600 | 13 | 5 | 2d |
| 8 | Auburn | Southeastern | L | 17 | 12 | .586 | 1 | 1 | 18 | 13 | .581 | 9 | 9 | 5th |
| 14 | Austin Peay | Ohio Valley | Q | 19 | 11 | .633 | 1 | 1 | 20 | 12 | .625 | 8 | 6 | T4th |
| 16 | Bucknell | East Coast | Q | 22 | 8 | .733 | 0 | 1 | 22 | 9 | .710 | 11 | 3 | 1st |
| 10 | BYU | Western Athletic | L | 21 | 10 | .677 | 0 | 1 | 21 | 11 | .656 | 12 | 4 | 2d |
| 13 | Central Mich. | Mid-American | Q | 22 | 7 | .759 | 0 | 1 | 22 | 8 | .733 | 14 | 2 | 1st |
| 4 | Clemson | Atlantic Coast | L | 25 | 5 | .833 | 0 | 1 | 25 | 6 | .806 | 10 | 4 | 2d |
| 3 | DePaul | Independent | L | 26 | 2 | .929 | 2 | 1 | 28 | 3 | .903 | — | — | — |
| 5 | Duke | Atlantic Coast | L | 22 | 8 | .733 | 2 | 1 | 24 | 9 | .727 | 9 | 5 | 3d |
| 16 | Fairfield | Metro Atlantic | Q | 15 | 15 | .500 | 0 | 1 | 15 | 16 | .484 | 5 | 9 | 7th |
| 6 | Florida | Southeastern | L | 21 | 10 | .677 | 2 | 1 | 23 | 11 | .676 | 12 | 6 | 2d |
| 15 | Ga. Southern | Trans America | Q | 20 | 10 | .667 | 0 | 1 | 20 | 11 | .645 | 12 | 6 | 4th |
| 1 | Georgetown | Big East | Q | 26 | 4 | .867 | 3 | 1 | 29 | 5 | .853 | 12 | 4 | T1st |
| 8 | Georgia | Southeastern | L | 18 | 11 | .621 | 0 | 1 | 18 | 12 | .600 | 10 | 8 | T3d |
| 7 | Georgia Tech | Atlantic Coast | L | 16 | 12 | .571 | 0 | 1 | 16 | 13 | .552 | 7 | 7 | 5th |
| 12 | Houston | Southwest | L | 18 | 11 | .621 | 0 | 1 | 18 | 12 | .600 | 9 | 7 | T3d |
| 16 | Idaho St. | Big Sky | Q | 15 | 15 | .500 | 0 | 1 | 15 | 16 | .484 | 5 | 9 | T5th |
| 3 | Illinois | Big Ten | L | 23 | 7 | .767 | 0 | 1 | 23 | 8 | .742 | 13 | 5 | 4th |
| 1 | Indiana | Big Ten | Q | 24 | 4 | .857 | 6 | 0 | 30 | 4 | .882 | 15 | 3 | T1st |
| 2 | Iowa | Big Ten | L | 27 | 4 | .871 | 3 | 1 | 30 | 5 | .857 | 14 | 4 | 3d |
| 5 | Kansas | Big Eight | L | 23 | 10 | .697 | 2 | 1 | 25 | 11 | .694 | 9 | 5 | T2d |
| 9 | Kansas St. | Big Eight | L | 19 | 10 | .655 | 1 | 1 | 20 | 11 | .645 | 8 | 6 | 4th |
| 8 | Kentucky | Southeastern | L | 18 | 10 | .643 | 0 | 1 | 18 | 11 | .621 | 10 | 8 | T3d |
| 14 | Louisiana Tech | Southland | Q | 22 | 7 | .759 | 0 | 1 | 22 | 8 | .733 | 9 | 1 | 1st |
| 10 | LSU | Southeastern | L | 21 | 14 | .600 | 3 | 1 | 24 | 15 | .615 | 8 | 10 | T6th |
| 14 | Marist | ECAC Metro | Q | 20 | 9 | .690 | 0 | 1 | 20 | 10 | .667 | 15 | 1 | 1st |
| 13 | Marshall | Southern | Q | 25 | 5 | .833 | 0 | 1 | 25 | 6 | .806 | 15 | 1 | 1st |
| 9 | Michigan | Big Ten | L | 19 | 11 | .633 | 1 | 1 | 20 | 12 | .625 | 10 | 8 | 5th |
| 12 | Middle Tenn. | Ohio Valley | L | 22 | 6 | .786 | 0 | 1 | 22 | 7 | .759 | 11 | 3 | 1st |
| 4 | Missouri | Big Eight | Q | 24 | 9 | .727 | 0 | 1 | 24 | 10 | .706 | 11 | 3 | 1st |
| 13 | Missouri St. | Mid-Continent | Q | 27 | 5 | .844 | 1 | 1 | 28 | 6 | .824 | 13 | 1 | 1st |
| 15 | N.C. A&T | Mid-Eastern | Q | 24 | 5 | .828 | 0 | 1 | 24 | 6 | .800 | 12 | 2 | 2d |
| 8 | Navy | Colonial | Q | 26 | 5 | .839 | 0 | 1 | 26 | 6 | .813 | 13 | 1 | 1st |
| 7 | New Orleans | Independent | L | 25 | 3 | .893 | 1 | 1 | 26 | 4 | .867 | — | — | — |
| 1 | North Carolina | Atlantic Coast | L | 29 | 3 | .906 | 3 | 1 | 32 | 4 | .889 | 14 | 0 | 1st |
| 11 | North Carolina St. | Atlantic Coast | Q | 20 | 14 | .588 | 0 | 1 | 20 | 15 | .571 | 6 | 8 | 6th |
| 14 | Northeastern | ECAC North Atlantic | Q | 27 | 6 | .818 | 0 | 1 | 27 | 7 | .794 | 17 | 1 | 1st |
| 5 | Notre Dame | Independent | L | 22 | 7 | .759 | 2 | 1 | 24 | 8 | .750 | — | — | — |
| 9 | Ohio St. | Big Ten | L | 19 | 12 | .613 | 1 | 1 | 20 | 13 | .606 | 9 | 9 | 6th |
| 6 | Oklahoma | Big Eight | L | 22 | 9 | .710 | 2 | 1 | 24 | 10 | .706 | 9 | 5 | T2d |
| 16 | Penn | Ivy | Q | 13 | 13 | .500 | 0 | 1 | 13 | 14 | .481 | 10 | 4 | 1st |
| 3 | Pittsburgh | Big East | L | 24 | 7 | .774 | 1 | 1 | 25 | 8 | .758 | 12 | 4 | T1st |
| 6 | Providence | Big East | L | 21 | 8 | .724 | 4 | 1 | 25 | 9 | .735 | 10 | 6 | T4th |
| 3 | Purdue | Big Ten | L | 24 | 4 | .857 | 1 | 1 | 25 | 5 | .833 | 15 | 3 | T1st |
| 9 | San Diego | West Coast | L | 24 | 5 | .828 | 0 | 1 | 24 | 6 | .800 | 13 | 1 | 1st |
| 15 | Santa Clara | West Coast | Q | 18 | 13 | .581 | 0 | 1 | 18 | 14 | .563 | 6 | 8 | T4th |
| 15 | Southern U. | Southwestern | Q | 19 | 11 | .633 | 0 | 1 | 19 | 12 | .613 | 9 | 5 | T2d |
| 6 | St. John's (NY) | Big East | L | 20 | 8 | .714 | 1 | 1 | 21 | 9 | .700 | 10 | 6 | T4th |
| 2 | Syracuse | Big East | L | 26 | 6 | .813 | 5 | 1 | 31 | 7 | .816 | 12 | 4 | T1st |
| 4 | TCU | Southwest | L | 23 | 6 | .793 | 1 | 1 | 24 | 7 | .774 | 14 | 2 | 1st |
| 2 | Temple | Atlantic 10 | Q | 31 | 3 | .912 | 1 | 1 | 32 | 4 | .889 | 17 | 1 | 1st |
| 12 | Texas A&M | Southwest | Q | 17 | 13 | .567 | 0 | 1 | 17 | 14 | .548 | 6 | 10 | 8th |
| 11 | Tulsa | Missouri Valley | L | 22 | 7 | .759 | 0 | 1 | 22 | 8 | .733 | 11 | 3 | 1st |
| 11 | UAB | Sun Belt | Q | 21 | 10 | .677 | 0 | 1 | 21 | 11 | .656 | 10 | 4 | 3d |
| 4 | UCLA | Pacific-10 | Q | 24 | 6 | .800 | 1 | 1 | 25 | 7 | .781 | 12 | 6 | T2d |
| 1 | UNLV | Pacific Coast | Q | 33 | 1 | .971 | 4 | 1 | 37 | 2 | .949 | 18 | 0 | 1st |
| 7 | UTEP | Western Athletic | L | 24 | 6 | .800 | 1 | 1 | 25 | 7 | .781 | 13 | 3 | 1st |
| 5 | Virginia | Atlantic Coast | L | 21 | 9 | .700 | 0 | 1 | 21 | 10 | .677 | 8 | 6 | 4th |
| 7 | West Virginia | Atlantic 10 | L | 23 | 7 | .767 | 0 | 1 | 23 | 8 | .742 | 15 | 3 | 2d |
| 10 | Western Ky. | Sun Belt | L | 28 | 8 | .778 | 1 | 1 | 29 | 9 | .763 | 12 | 2 | 1st |
| 11 | Wichita St. | Missouri Valley | Q | 22 | 10 | .688 | 0 | 1 | 22 | 11 | .667 | 9 | 5 | 3d |
| 12 | Wyoming | Western Athletic | Q | 22 | 9 | .710 | 2 | 1 | 24 | 10 | .706 | 11 | 5 | T3d |
| 13 | Xavier | Midwestern | Q | 18 | 12 | .600 | 1 | 1 | 19 | 13 | .594 | 7 | 5 | T3d |

1988 TOURNAMENT

| Seed | School | Conference | How | Pre-Tourney | | | Tourney | | Final | | | Conf. | | |
|------|---------------------|---------------------|-----|-------------|----|------|---------|---|-------|----|------|-------|---|------|
| | | | | W | L | Pct. | W | L | W | L | Pct. | W | L | Fin. |
| 1 | Arizona | Pacific-10 | Q | 31 | 2 | .939 | 4 | 1 | 35 | 3 | .921 | 17 | 1 | 1st |
| 11 | Arkansas | Southwest | L | 21 | 8 | .724 | 0 | 1 | 21 | 9 | .700 | 11 | 5 | T2d |
| 8 | Auburn | Southeastern | L | 18 | 10 | .643 | 1 | 1 | 19 | 11 | .633 | 11 | 7 | T2d |
| 8 | Baylor | Southwest | L | 23 | 10 | .697 | 0 | 1 | 23 | 11 | .676 | 11 | 5 | T2d |
| 14 | Boise St. | Big Sky | Q | 24 | 5 | .828 | 0 | 1 | 24 | 6 | .800 | 13 | 3 | 1st |
| 15 | Boston U. | ECAC North Atlantic | Q | 23 | 7 | .767 | 0 | 1 | 23 | 8 | .742 | 14 | 4 | 2d |
| 9 | Bradley | Missouri Valley | Q | 26 | 4 | .867 | 0 | 1 | 26 | 5 | .839 | 12 | 2 | 1st |
| 4 | BYU | Western Athletic | L | 25 | 5 | .833 | 1 | 1 | 26 | 6 | .813 | 13 | 3 | 1st |
| 10 | UC Santa Barbara | Pacific Coast | L | 22 | 7 | .759 | 0 | 1 | 22 | 8 | .733 | 13 | 5 | T2d |
| 13 | Charlotte | Sun Belt | Q | 22 | 8 | .733 | 0 | 1 | 22 | 9 | .710 | 11 | 3 | 1st |
| 16 | Chattanooga | Southern | Q | 20 | 12 | .625 | 0 | 1 | 20 | 13 | .606 | 8 | 8 | T5th |
| 16 | Cornell | Ivy | Q | 17 | 9 | .654 | 0 | 1 | 17 | 10 | .630 | 11 | 3 | 1st |
| 5 | DePaul | Independent | L | 21 | 7 | .750 | 1 | 1 | 22 | 8 | .733 | — | — | — |
| 2 | Duke | Atlantic Coast | Q | 24 | 6 | .800 | 4 | 1 | 28 | 7 | .800 | 9 | 5 | 3d |
| 15 | Eastern Mich. | Mid-American | Q | 22 | 7 | .759 | 0 | 1 | 22 | 8 | .733 | 14 | 2 | 1st |
| 16 | Fairleigh Dickinson | ECAC Metro | Q | 23 | 6 | .793 | 0 | 1 | 23 | 7 | .767 | 13 | 3 | T1st |
| 6 | Florida | Southeastern | L | 22 | 11 | .667 | 1 | 1 | 23 | 12 | .657 | 11 | 7 | 2d |
| 12 | Florida St. | Metro | L | 19 | 10 | .655 | 0 | 1 | 19 | 11 | .633 | 7 | 5 | 2d |
| 8 | Georgetown | Big East | L | 19 | 9 | .679 | 1 | 1 | 20 | 10 | .667 | 9 | 7 | T3d |
| 5 | Georgia Tech | Atlantic Coast | L | 21 | 9 | .700 | 1 | 1 | 22 | 10 | .688 | 8 | 6 | 4th |
| 3 | Illinois | Big Ten | L | 22 | 9 | .710 | 1 | 1 | 23 | 10 | .697 | 12 | 6 | T3d |
| 4 | Indiana | Big Ten | L | 19 | 9 | .679 | 0 | 1 | 19 | 10 | .655 | 11 | 7 | 5th |
| 5 | Iowa | Big Ten | L | 22 | 9 | .710 | 2 | 1 | 24 | 10 | .706 | 12 | 6 | T3d |
| 12 | Iowa St. | Big Eight | L | 20 | 11 | .645 | 0 | 1 | 20 | 12 | .625 | 6 | 8 | 5th |
| 6 | Kansas | Big Eight | L | 21 | 11 | .656 | 6 | 0 | 27 | 11 | .711 | 9 | 5 | 3d |
| 4 | Kansas St. | Big Eight | L | 22 | 8 | .733 | 3 | 1 | 25 | 9 | .735 | 11 | 3 | 2d |
| 2 | Kentucky | Southeastern | Q | 25 | 5 | .833 | 2 | 1 | 27 | 6 | .818 | 13 | 5 | 1st |
| 13 | La Salle | Metro Atlantic | Q | 24 | 9 | .727 | 0 | 1 | 24 | 10 | .706 | 14 | 0 | 1st |
| 16 | Lehigh | East Coast | Q | 21 | 9 | .700 | 0 | 1 | 21 | 10 | .677 | 8 | 6 | 4th |
| 9 | LSU | Southeastern | L | 16 | 13 | .552 | 0 | 1 | 16 | 14 | .533 | 10 | 8 | T4th |
| 5 | Louisville | Metro | Q | 22 | 10 | .688 | 2 | 1 | 24 | 11 | .686 | 9 | 3 | 1st |
| 10 | Loyola Marymount | West Coast | Q | 27 | 3 | .900 | 1 | 1 | 28 | 4 | .875 | 14 | 0 | 1st |
| 7 | Maryland | Atlantic Coast | L | 17 | 12 | .586 | 1 | 1 | 18 | 13 | .581 | 6 | 8 | 5th |
| 9 | Memphis | Metro | L | 19 | 11 | .633 | 1 | 1 | 20 | 12 | .625 | 6 | 6 | T3d |
| 3 | Michigan | Big Ten | L | 24 | 7 | .774 | 2 | 1 | 26 | 8 | .765 | 13 | 5 | 2d |
| 6 | Missouri | Big Eight | L | 19 | 10 | .655 | 0 | 1 | 19 | 11 | .633 | 10 | 4 | 2d |
| 13 | Missouri St. | Mid-Continent | Q | 22 | 6 | .786 | 0 | 1 | 22 | 7 | .759 | 12 | 2 | 1st |
| 14 | Murray St. | Ohio Valley | Q | 21 | 8 | .724 | 1 | 1 | 22 | 9 | .710 | 13 | 1 | 1st |
| 4 | UNLV | Pacific Coast | L | 27 | 5 | .844 | 1 | 1 | 28 | 6 | .824 | 15 | 3 | 1st |
| 2 | North Carolina | Atlantic Coast | L | 24 | 6 | .800 | 3 | 1 | 27 | 7 | .794 | 11 | 3 | 1st |
| 14 | N.C. A&T | Mid-Eastern | Q | 26 | 2 | .929 | 0 | 1 | 26 | 3 | .897 | 16 | 0 | 1st |
| 3 | North Carolina St. | Atlantic Coast | L | 24 | 7 | .774 | 0 | 1 | 24 | 8 | .750 | 10 | 4 | 2d |
| 15 | North Texas | Southland | Q | 17 | 12 | .586 | 0 | 1 | 17 | 13 | .567 | 12 | 2 | 1st |
| 10 | Notre Dame | Independent | L | 20 | 8 | .714 | 0 | 1 | 20 | 9 | .690 | — | — | — |
| 1 | Oklahoma | Big Eight | Q | 30 | 3 | .909 | 5 | 1 | 35 | 4 | .897 | 12 | 2 | 1st |
| 12 | Oregon St. | Pacific-10 | L | 20 | 10 | .667 | 0 | 1 | 20 | 11 | .645 | 12 | 6 | T2d |
| 2 | Pittsburgh | Big East | L | 23 | 6 | .793 | 1 | 1 | 24 | 7 | .774 | 12 | 4 | 1st |
| 1 | Purdue | Big Ten | Q | 27 | 3 | .900 | 2 | 1 | 29 | 4 | .879 | 16 | 2 | 1st |
| 11 | Rhode Island | Atlantic 10 | L | 26 | 6 | .813 | 2 | 1 | 28 | 7 | .800 | 14 | 4 | 2d |
| 13 | Richmond | Colonial | Q | 24 | 6 | .800 | 2 | 1 | 26 | 7 | .788 | 11 | 3 | 1st |
| 11 | St. John's (NY) | Big East | L | 17 | 11 | .607 | 0 | 1 | 17 | 12 | .586 | 8 | 8 | T5th |
| 8 | Seton Hall | Big East | L | 21 | 12 | .636 | 1 | 1 | 22 | 13 | .629 | 8 | 8 | T5th |
| 15 | Southern U. | Southwestern | Q | 24 | 6 | .800 | 0 | 1 | 24 | 7 | .774 | 12 | 2 | 1st |
| 7 | SMU | Southwest | Q | 27 | 6 | .818 | 1 | 1 | 28 | 7 | .800 | 12 | 4 | 1st |
| 3 | Syracuse | Big East | Q | 25 | 8 | .758 | 1 | 1 | 26 | 9 | .743 | 11 | 5 | 2d |
| 1 | Temple | Atlantic 10 | Q | 29 | 1 | .967 | 3 | 1 | 32 | 2 | .941 | 18 | 0 | 1st |
| 9 | UTEP | Western Athletic | L | 23 | 9 | .719 | 0 | 1 | 23 | 10 | .697 | 10 | 6 | 4th |
| 14 | UTSA | Trans America | Q | 22 | 8 | .733 | 0 | 1 | 22 | 9 | .710 | 13 | 5 | 3d |
| 10 | Utah St. | Pacific Coast | Q | 21 | 9 | .700 | 0 | 1 | 21 | 10 | .677 | 13 | 5 | T2d |
| 7 | Vanderbilt | Southeastern | L | 18 | 10 | .643 | 2 | 1 | 20 | 11 | .645 | 10 | 8 | T4th |
| 6 | Villanova | Big East | L | 21 | 12 | .636 | 3 | 1 | 24 | 13 | .649 | 9 | 7 | T3d |
| 12 | Wichita St. | Missouri Valley | L | 20 | 9 | .690 | 0 | 1 | 20 | 10 | .667 | 11 | 3 | 2d |
| 7 | Wyoming | Western Athletic | Q | 26 | 5 | .839 | 0 | 1 | 26 | 6 | .813 | 11 | 5 | T2d |
| 11 | Xavier | Midwestern | Q | 26 | 3 | .897 | 0 | 1 | 26 | 4 | .867 | 9 | 1 | 1st |

1989 TOURNAMENT

| Seed | School | Conference | How | Pre-Tourney | | | Tourney | | Final | | | Conf. | | Fin. |
|------|--------------------|---------------------|-----|-------------|----|------|---------|---|-------|----|------|-------|---|------|
| | | | | W | L | Pct. | W | L | W | L | Pct. | W | L | |
| 6 | Alabama | Southeastern | Q | 23 | 7 | .767 | 0 | 1 | 23 | 8 | .742 | 12 | 6 | T2d |
| 1 | Arizona | Pacific-10 | Q | 27 | 3 | .900 | 2 | 1 | 29 | 4 | .879 | 17 | 1 | 1st |
| 5 | Arkansas | Southwest | Q | 24 | 6 | .800 | 1 | 1 | 25 | 7 | .781 | 13 | 3 | 1st |
| 9 | Ball St. | Mid-American | Q | 28 | 2 | .933 | 1 | 1 | 29 | 3 | .906 | 14 | 2 | 1st |
| 15 | Bucknell | East Coast | Q | 23 | 7 | .767 | 0 | 1 | 23 | 8 | .742 | 11 | 3 | 1st |
| 9 | Clemson | Atlantic Coast | L | 18 | 10 | .643 | 1 | 1 | 19 | 11 | .633 | 7 | 7 | 6th |
| 10 | Colorado St. | Western Athletic | L | 22 | 9 | .710 | 1 | 1 | 23 | 10 | .697 | 12 | 4 | 1st |
| 14 | Creighton | Missouri Valley | Q | 20 | 10 | .667 | 0 | 1 | 20 | 11 | .645 | 11 | 3 | 1st |
| 12 | DePaul | Independent | L | 20 | 11 | .645 | 1 | 1 | 21 | 12 | .636 | — | — | — |
| 2 | Duke | Atlantic Coast | L | 24 | 7 | .774 | 4 | 1 | 28 | 8 | .778 | 9 | 5 | T2d |
| 16 | East Tenn. St. | Southern | Q | 20 | 10 | .667 | 0 | 1 | 20 | 11 | .645 | 7 | 7 | T4th |
| 11 | Evansville | Midwestern | L | 24 | 5 | .828 | 1 | 1 | 25 | 6 | .806 | 10 | 2 | 1st |
| 7 | Florida | Southeastern | L | 21 | 12 | .636 | 0 | 1 | 21 | 13 | .618 | 13 | 5 | 1st |
| 4 | Florida St. | Metro | L | 22 | 7 | .759 | 0 | 1 | 22 | 8 | .733 | 9 | 3 | 1st |
| 15 | George Mason | Colonial | Q | 20 | 10 | .667 | 0 | 1 | 20 | 11 | .645 | 10 | 4 | 2d |
| 1 | Georgetown | Big East | Q | 26 | 4 | .867 | 3 | 1 | 29 | 5 | .853 | 13 | 3 | 1st |
| 6 | Georgia Tech | Atlantic Coast | L | 20 | 11 | .645 | 0 | 1 | 20 | 12 | .625 | 8 | 6 | 5th |
| 13 | Idaho | Big Sky | Q | 25 | 5 | .833 | 0 | 1 | 25 | 6 | .806 | 13 | 3 | T1st |
| 1 | Illinois | Big Ten | L | 27 | 4 | .871 | 4 | 1 | 31 | 5 | .861 | 14 | 4 | 2d |
| 2 | Indiana | Big Ten | Q | 25 | 7 | .781 | 2 | 1 | 27 | 8 | .771 | 15 | 3 | 1st |
| 4 | Iowa | Big Ten | L | 22 | 9 | .710 | 1 | 1 | 23 | 10 | .697 | 10 | 8 | 4th |
| 10 | Iowa St. | Big Eight | L | 17 | 11 | .607 | 0 | 1 | 17 | 12 | .586 | 7 | 7 | T4th |
| 6 | Kansas St. | Big Eight | L | 19 | 10 | .655 | 0 | 1 | 19 | 11 | .633 | 8 | 6 | 3d |
| 8 | La Salle | Metro Atlantic | Q | 26 | 5 | .839 | 0 | 1 | 26 | 6 | .813 | 13 | 1 | 1st |
| 13 | Little Rock | Trans America | Q | 23 | 7 | .767 | 0 | 1 | 23 | 8 | .742 | 14 | 4 | 2d |
| 9 | Louisiana Tech | American South | L | 22 | 8 | .733 | 1 | 1 | 23 | 9 | .719 | 6 | 4 | T2d |
| 4 | Louisville | Metro | Q | 22 | 8 | .733 | 2 | 1 | 24 | 9 | .727 | 8 | 4 | T2d |
| 12 | Loyola Marymount | West Coast | Q | 20 | 10 | .667 | 0 | 1 | 20 | 11 | .645 | 10 | 4 | T2d |
| 10 | LSU | Southeastern | L | 20 | 11 | .645 | 0 | 1 | 20 | 12 | .625 | 11 | 7 | T4th |
| 16 | McNeese | Southland | Q | 16 | 13 | .552 | 0 | 1 | 16 | 14 | .533 | 9 | 5 | T2d |
| 5 | Memphis | Metro | L | 21 | 10 | .677 | 0 | 1 | 21 | 11 | .656 | 8 | 4 | T2d |
| 3 | Michigan | Big Ten | L | 24 | 7 | .774 | 6 | 0 | 30 | 7 | .811 | 12 | 6 | 3d |
| 13 | Middle Tenn. | Ohio Valley | Q | 22 | 7 | .759 | 1 | 1 | 23 | 8 | .742 | 10 | 2 | T1st |
| 11 | Minnesota | Big Ten | L | 17 | 11 | .607 | 2 | 1 | 19 | 12 | .613 | 9 | 9 | 5th |
| 3 | Missouri | Big Eight | Q | 27 | 7 | .794 | 2 | 1 | 29 | 8 | .784 | 12 | 2 | 1st |
| 14 | Missouri St. | Mid-Continent | Q | 21 | 9 | .700 | 0 | 1 | 21 | 10 | .677 | 10 | 2 | 1st |
| 2 | North Carolina | Atlantic Coast | Q | 27 | 7 | .794 | 2 | 1 | 29 | 8 | .784 | 9 | 5 | T2d |
| 5 | North Carolina St. | Atlantic Coast | L | 20 | 8 | .714 | 2 | 1 | 22 | 9 | .710 | 10 | 4 | 1st |
| 9 | Notre Dame | Independent | L | 20 | 8 | .714 | 1 | 1 | 21 | 9 | .700 | — | — | — |
| 1 | Oklahoma | Big Eight | L | 28 | 5 | .848 | 2 | 1 | 30 | 6 | .833 | 12 | 2 | 1st |
| 6 | Oregon St. | Pacific-10 | L | 22 | 7 | .759 | 0 | 1 | 22 | 8 | .733 | 13 | 5 | T3d |
| 8 | Pittsburgh | Big East | L | 17 | 12 | .586 | 0 | 1 | 17 | 13 | .567 | 9 | 7 | 4th |
| 16 | Princeton | Ivy | Q | 19 | 7 | .731 | 0 | 1 | 19 | 8 | .704 | 11 | 3 | 1st |
| 12 | Providence | Big East | L | 18 | 10 | .643 | 0 | 1 | 18 | 11 | .621 | 7 | 9 | T5th |
| 16 | Robert Morris | Northeast | Q | 21 | 8 | .724 | 0 | 1 | 21 | 9 | .700 | 12 | 4 | 1st |
| 13 | Rutgers | Atlantic 10 | Q | 18 | 12 | .600 | 0 | 1 | 18 | 13 | .581 | 13 | 5 | 3d |
| 3 | Seton Hall | Big East | L | 26 | 6 | .813 | 5 | 1 | 31 | 7 | .816 | 11 | 5 | 2d |
| 14 | Siena | ECAC North Atlantic | Q | 24 | 4 | .857 | 1 | 1 | 25 | 5 | .833 | 16 | 1 | 1st |
| 11 | South Ala. | Sun Belt | Q | 22 | 8 | .733 | 1 | 1 | 23 | 9 | .719 | 11 | 3 | 1st |
| 12 | South Carolina | Metro | L | 19 | 10 | .655 | 0 | 1 | 19 | 11 | .633 | 8 | 4 | T2d |
| 15 | South Carolina St. | Mid-Eastern | Q | 25 | 7 | .781 | 0 | 1 | 25 | 8 | .758 | 14 | 2 | 1st |
| 15 | Southern U. | Southwestern | Q | 20 | 10 | .667 | 0 | 1 | 20 | 11 | .645 | 10 | 4 | T1st |
| 8 | Saint Mary's (CA) | West Coast | L | 25 | 4 | .862 | 0 | 1 | 25 | 5 | .833 | 12 | 2 | 1st |
| 3 | Stanford | Pacific-10 | L | 26 | 6 | .813 | 0 | 1 | 26 | 7 | .788 | 15 | 3 | 2d |
| 2 | Syracuse | Big East | L | 27 | 7 | .794 | 3 | 1 | 30 | 8 | .789 | 10 | 6 | 3d |
| 10 | Tennessee | Southeastern | L | 19 | 10 | .655 | 0 | 1 | 19 | 11 | .633 | 11 | 7 | T4th |
| 11 | Texas | Southwest | L | 24 | 8 | .750 | 1 | 1 | 25 | 9 | .735 | 12 | 4 | 2d |
| 7 | UCLA | Pacific-10 | L | 20 | 9 | .690 | 1 | 1 | 21 | 10 | .677 | 13 | 5 | T3d |
| 4 | UNLV | Big West | Q | 26 | 7 | .788 | 3 | 1 | 29 | 8 | .784 | 16 | 2 | 1st |
| 7 | UTEP | Western Athletic | Q | 25 | 6 | .806 | 1 | 1 | 26 | 7 | .788 | 11 | 5 | T2d |
| 8 | Vanderbilt | Southeastern | L | 19 | 13 | .594 | 0 | 1 | 19 | 14 | .576 | 12 | 6 | T2d |
| 5 | Virginia | Atlantic Coast | L | 19 | 10 | .655 | 3 | 1 | 22 | 11 | .667 | 9 | 5 | T2d |
| 7 | West Virginia | Atlantic 10 | L | 25 | 4 | .862 | 1 | 1 | 26 | 5 | .839 | 17 | 1 | 1st |
| 14 | Xavier | Midwestern | Q | 21 | 11 | .656 | 0 | 1 | 21 | 12 | .636 | 7 | 5 | 3d |

1990 TOURNAMENT

| Seed | School | Conference | How | Pre-Tourney | | | Tourney | | Final | | | Conf. | | |
|------|------------------|--------------------|-----|-------------|----|------|---------|---|-------|----|------|-------|----|------|
| | | | | W | L | Pct. | W | L | W | L | Pct. | W | L | Fin. |
| 7 | Alabama | Southeastern | Q | 24 | 8 | .750 | 2 | 1 | 26 | 9 | .743 | 12 | 6 | T2d |
| 2 | Arizona | Pacific-10 | L | 24 | 6 | .800 | 1 | 1 | 25 | 7 | .781 | 15 | 3 | T1st |
| 4 | Arkansas | Southwest | Q | 26 | 4 | .867 | 4 | 1 | 30 | 5 | .857 | 14 | 2 | 1st |
| 12 | Ball St. | Mid-American | Q | 24 | 6 | .800 | 2 | 1 | 26 | 7 | .788 | 13 | 3 | 1st |
| 16 | Boston U. | North Atlantic | Q | 18 | 11 | .621 | 0 | 1 | 18 | 12 | .600 | 9 | 3 | T1st |
| 12 | BYU | Western Athletic | L | 21 | 8 | .724 | 0 | 1 | 21 | 9 | .700 | 11 | 5 | T1st |
| 9 | California | Pacific-10 | L | 21 | 9 | .700 | 1 | 1 | 22 | 10 | .688 | 12 | 6 | 3d |
| 5 | Clemson | Atlantic Coast | L | 24 | 8 | .750 | 2 | 1 | 26 | 9 | .743 | 10 | 4 | 1st |
| 10 | Colorado St. | Western Athletic | L | 21 | 8 | .724 | 0 | 1 | 21 | 9 | .700 | 11 | 5 | T1st |
| 15 | Coppin St. | Mid-Eastern | Q | 26 | 6 | .813 | 0 | 1 | 26 | 7 | .788 | 15 | 1 | 1st |
| 12 | Dayton | Midwestern | Q | 21 | 9 | .700 | 1 | 1 | 22 | 10 | .688 | 10 | 4 | 2d |
| 3 | Duke | Atlantic Coast | L | 24 | 8 | .750 | 5 | 1 | 29 | 9 | .763 | 9 | 5 | 2d |
| 13 | East Tenn. St. | Southern | Q | 27 | 6 | .818 | 0 | 1 | 27 | 7 | .794 | 12 | 2 | 1st |
| 3 | Georgetown | Big East | L | 23 | 6 | .793 | 1 | 1 | 24 | 7 | .774 | 11 | 5 | 3d |
| 7 | Georgia | Southeastern | L | 20 | 8 | .714 | 0 | 1 | 20 | 9 | .690 | 13 | 5 | 1st |
| 4 | Georgia Tech | Atlantic Coast | Q | 24 | 6 | .800 | 4 | 1 | 28 | 7 | .800 | 8 | 6 | T3d |
| 8 | Houston | Southwest | L | 25 | 7 | .781 | 0 | 1 | 25 | 8 | .758 | 13 | 3 | 2d |
| 13 | Idaho | Big Sky | Q | 25 | 5 | .833 | 0 | 1 | 25 | 6 | .806 | 13 | 3 | 1st |
| 5 | Illinois | Big Ten | L | 21 | 7 | .750 | 0 | 1 | 21 | 8 | .724 | 11 | 7 | T4th |
| 14 | Illinois St. | Missouri Valley | Q | 18 | 12 | .600 | 0 | 1 | 18 | 13 | .581 | 9 | 5 | T2d |
| 8 | Indiana | Big Ten | L | 18 | 10 | .643 | 0 | 1 | 18 | 11 | .621 | 8 | 10 | 7th |
| 2 | Kansas | Big Eight | L | 29 | 4 | .879 | 1 | 1 | 30 | 5 | .857 | 11 | 3 | T2d |
| 11 | Kansas St. | Big Eight | L | 17 | 14 | .548 | 0 | 1 | 17 | 15 | .531 | 7 | 7 | 4th |
| 4 | La Salle | Metro Atlantic (S) | Q | 29 | 1 | .967 | 1 | 1 | 30 | 2 | .938 | 16 | 0 | 1st |
| 15 | La.-Monroe | Southland | Q | 22 | 7 | .759 | 0 | 1 | 22 | 8 | .733 | 13 | 1 | 1st |
| 16 | Little Rock | Trans America | Q | 20 | 9 | .690 | 0 | 1 | 20 | 10 | .667 | 12 | 4 | 3d |
| 4 | Louisville | Metro | Q | 26 | 7 | .788 | 1 | 1 | 27 | 8 | .771 | 12 | 2 | 1st |
| 11 | Loyola Marymount | West Coast | Q | 23 | 5 | .821 | 3 | 1 | 26 | 6 | .813 | 13 | 1 | 1st |
| 5 | LSU | Southeastern | L | 22 | 8 | .733 | 1 | 1 | 23 | 9 | .719 | 12 | 6 | T2d |
| 3 | Michigan | Big Ten | L | 22 | 7 | .759 | 1 | 1 | 23 | 8 | .742 | 12 | 6 | 3d |
| 1 | Michigan St. | Big Ten | Q | 26 | 5 | .839 | 2 | 1 | 28 | 6 | .824 | 15 | 3 | 1st |
| 6 | Minnesota | Big Ten | L | 20 | 8 | .714 | 3 | 1 | 23 | 9 | .719 | 11 | 7 | T4th |
| 3 | Missouri | Big Eight | L | 26 | 5 | .839 | 0 | 1 | 26 | 6 | .813 | 12 | 2 | 1st |
| 9 | Missouri St. | Mid-Continent | L | 22 | 6 | .786 | 0 | 1 | 22 | 7 | .759 | 11 | 1 | 1st |
| 16 | Murray St. | Ohio Valley | Q | 21 | 8 | .724 | 0 | 1 | 21 | 9 | .700 | 10 | 2 | 1st |
| 6 | New Mexico St. | Big West | L | 26 | 4 | .867 | 0 | 1 | 26 | 5 | .839 | 16 | 2 | T1st |
| 8 | North Carolina | Atlantic Coast | L | 19 | 12 | .613 | 2 | 1 | 21 | 13 | .618 | 8 | 6 | T3d |
| 10 | Notre Dame | Independent | L | 16 | 12 | .571 | 0 | 1 | 16 | 13 | .552 | — | — | — |
| 8 | Ohio St. | Big Ten | L | 16 | 12 | .571 | 1 | 1 | 17 | 13 | .567 | 10 | 8 | 6th |
| 1 | Oklahoma | Big Eight | Q | 26 | 4 | .867 | 1 | 1 | 27 | 5 | .844 | 11 | 3 | T2d |
| 5 | Oregon St. | Pacific-10 | L | 22 | 6 | .786 | 0 | 1 | 22 | 7 | .759 | 15 | 3 | T1st |
| 13 | Princeton | Ivy | Q | 20 | 6 | .769 | 0 | 1 | 20 | 7 | .741 | 11 | 3 | 1st |
| 9 | Providence | Big East | L | 17 | 11 | .607 | 0 | 1 | 17 | 12 | .586 | 8 | 8 | T5th |
| 2 | Purdue | Big Ten | L | 21 | 7 | .750 | 1 | 1 | 22 | 8 | .733 | 13 | 5 | 2d |
| 14 | Richmond | Colonial | Q | 22 | 9 | .710 | 0 | 1 | 22 | 10 | .688 | 10 | 4 | T2d |
| 15 | Robert Morris | Northeast | Q | 22 | 7 | .759 | 0 | 1 | 22 | 8 | .733 | 12 | 4 | 1st |
| 15 | South Fla. | Sun Belt | Q | 20 | 10 | .667 | 0 | 1 | 20 | 11 | .645 | 9 | 5 | 2d |
| 13 | Southern Miss. | Metro | L | 20 | 11 | .645 | 0 | 1 | 20 | 12 | .625 | 9 | 5 | T2d |
| 6 | St. John's (NY) | Big East | L | 23 | 9 | .719 | 1 | 1 | 24 | 10 | .706 | 10 | 6 | 4th |
| 2 | Syracuse | Big East | L | 24 | 6 | .800 | 2 | 1 | 26 | 7 | .788 | 12 | 4 | T1st |
| 11 | Temple | Atlantic 10 | Q | 20 | 10 | .667 | 0 | 1 | 20 | 11 | .645 | 15 | 3 | 1st |
| 10 | Texas | Southwest | L | 21 | 8 | .724 | 3 | 1 | 24 | 9 | .727 | 12 | 4 | 3d |
| 14 | Texas Southern | Southwestern | Q | 19 | 11 | .633 | 0 | 1 | 19 | 12 | .613 | 10 | 4 | 2d |
| 16 | Towson | East Coast | Q | 18 | 12 | .600 | 0 | 1 | 18 | 13 | .581 | 8 | 6 | T1st |
| 10 | UAB | Sun Belt | L | 22 | 8 | .733 | 0 | 1 | 22 | 9 | .710 | 12 | 2 | 1st |
| 9 | UC Santa Barbara | Big West | L | 20 | 8 | .714 | 1 | 1 | 21 | 9 | .700 | 13 | 5 | 3d |
| 7 | UCLA | Pacific-10 | Q | 20 | 10 | .667 | 2 | 1 | 22 | 11 | .667 | 11 | 7 | 4th |
| 1 | UConn | Big East | Q | 28 | 5 | .848 | 3 | 1 | 31 | 6 | .838 | 12 | 4 | T1st |
| 14 | UNI | Mid-Continent | Q | 22 | 8 | .733 | 1 | 1 | 23 | 9 | .719 | 6 | 6 | T3d |
| 1 | UNLV | Big West | Q | 29 | 5 | .853 | 6 | 0 | 35 | 5 | .875 | 16 | 2 | T1st |
| 11 | UTEP | Western Athletic | Q | 21 | 10 | .677 | 0 | 1 | 21 | 11 | .656 | 10 | 6 | T3d |
| 12 | Villanova | Big East | L | 18 | 14 | .563 | 0 | 1 | 18 | 15 | .545 | 8 | 8 | T5th |
| 7 | Virginia | Atlantic Coast | L | 19 | 11 | .633 | 1 | 1 | 20 | 12 | .625 | 6 | 8 | T5th |
| 6 | Xavier | Midwestern | L | 26 | 4 | .867 | 2 | 1 | 28 | 5 | .848 | 12 | 2 | 1st |

1991 TOURNAMENT

| Seed | School | Conference | How | Pre-Tourney | | | Tourney | | Final | | | Conf. | | Fin. |
|------|---------------------|------------------|-----|-------------|----|-------|---------|---|-------|----|------|-------|---|------|
| | | | | W | L | Pct. | W | L | W | L | Pct. | W | L | |
| 4 | Alabama | Southeastern | Q | 21 | 9 | .700 | 2 | 1 | 23 | 10 | .697 | 12 | 6 | 3d |
| 2 | Arizona | Pacific-10 | Q | 26 | 6 | .813 | 2 | 1 | 28 | 7 | .800 | 14 | 4 | 1st |
| 8 | Arizona St. | Pacific-10 | L | 19 | 9 | .679 | 1 | 1 | 20 | 10 | .667 | 10 | 8 | T3d |
| 1 | Arkansas | Southwest | Q | 31 | 3 | .912 | 3 | 1 | 34 | 4 | .895 | 15 | 1 | 1st |
| 10 | BYU | Western Athletic | Q | 20 | 12 | .625 | 1 | 1 | 21 | 13 | .618 | 11 | 5 | 2d |
| 15 | Coastal Caro. | Big South | Q | 24 | 7 | .774 | 0 | 1 | 24 | 8 | .750 | 13 | 1 | 1st |
| 11 | Creighton | Missouri Valley | Q | 23 | 7 | .767 | 1 | 1 | 24 | 8 | .750 | 12 | 4 | 1st |
| 9 | DePaul | Independent | L | 20 | 8 | .714 | 0 | 1 | 20 | 9 | .690 | — | — | — |
| 2 | Duke | Atlantic Coast | L | 26 | 7 | .788 | 6 | 0 | 32 | 7 | .821 | 11 | 3 | 1st |
| 10 | East Tenn. St. | Southern | Q | 28 | 4 | .875 | 0 | 1 | 28 | 5 | .848 | 11 | 3 | T1st |
| 12 | Eastern Mich. | Mid-American | Q | 24 | 6 | .800 | 2 | 1 | 26 | 7 | .788 | 13 | 3 | 1st |
| 7 | Florida St. | Metro | Q | 20 | 10 | .667 | 1 | 1 | 21 | 11 | .656 | 9 | 5 | 2d |
| 8 | Georgetown | Big East | L | 18 | 12 | .600 | 1 | 1 | 19 | 13 | .594 | 8 | 8 | 6th |
| 11 | Georgia | Southeastern | L | 17 | 12 | .586 | 0 | 1 | 17 | 13 | .567 | 9 | 9 | 5th |
| 16 | Georgia St. | Trans America | Q | 16 | 14 | .533 | 0 | 1 | 16 | 15 | .516 | 7 | 7 | 5th |
| 8 | Georgia Tech | Atlantic Coast | L | 16 | 12 | .571 | 1 | 1 | 17 | 13 | .567 | 6 | 8 | T5th |
| 12 | Green Bay | Mid-Continent | Q | 24 | 6 | .800 | 0 | 1 | 24 | 7 | .774 | 13 | 3 | 2d |
| 2 | Indiana | Big Ten | L | 27 | 4 | .871 | 2 | 1 | 29 | 5 | .853 | 15 | 3 | T1st |
| 7 | Iowa | Big Ten | L | 20 | 10 | .667 | 1 | 1 | 21 | 11 | .656 | 9 | 9 | T5th |
| 3 | Kansas | Big Eight | L | 22 | 7 | .759 | 5 | 1 | 27 | 8 | .771 | 10 | 4 | T1st |
| 15 | La.-Monroe | Southland | Q | 25 | 7 | .781 | 0 | 1 | 25 | 8 | .758 | 13 | 1 | 1st |
| 12 | Louisiana Tech | American South | Q | 21 | 9 | .700 | 0 | 1 | 21 | 10 | .677 | 8 | 4 | 3d |
| 6 | LSU | Southeastern | L | 20 | 9 | .690 | 0 | 1 | 20 | 10 | .667 | 13 | 5 | T1st |
| 5 | Michigan St. | Big Ten | L | 18 | 10 | .643 | 1 | 1 | 19 | 11 | .633 | 11 | 7 | T3d |
| 5 | Mississippi St. | Southeastern | L | 20 | 8 | .714 | 0 | 1 | 20 | 9 | .690 | 13 | 5 | T1st |
| 16 | Montana | Big Sky | Q | 23 | 7 | .767 | 0 | 1 | 23 | 8 | .742 | 13 | 3 | 1st |
| 13 | Murray St. | Ohio Valley | Q | 24 | 8 | .750 | 0 | 1 | 24 | 9 | .727 | 10 | 2 | 1st |
| 3 | Nebraska | Big Eight | L | 26 | 7 | .788 | 0 | 1 | 26 | 8 | .765 | 9 | 5 | 3d |
| 14 | New Mexico | Western Athletic | L | 20 | 9 | .690 | 0 | 1 | 20 | 10 | .667 | 10 | 6 | 3d |
| 6 | New Mexico St. | Big West | L | 23 | 5 | .821 | 0 | 1 | 23 | 6 | .793 | 15 | 3 | 2d |
| 14 | New Orleans | American South | L | 23 | 7 | .767 | 0 | 1 | 23 | 8 | .742 | 9 | 3 | T1st |
| 1 | North Carolina | Atlantic Coast | Q | 25 | 5 | .833 | 4 | 1 | 29 | 6 | .829 | 10 | 4 | 2d |
| 6 | North Carolina St. | Atlantic Coast | L | 19 | 10 | .655 | 1 | 1 | 20 | 11 | .645 | 8 | 6 | T3d |
| 16 | Northeastern | North Atlantic | Q | 22 | 10 | .688 | 0 | 1 | 22 | 11 | .667 | 8 | 2 | 1st |
| 13 | Northern Ill. | Mid-Continent | L | 25 | 5 | .833 | 0 | 1 | 25 | 6 | .806 | 14 | 2 | 1st |
| 1 | Ohio St. | Big Ten | Q | 25 | 3 | .893 | 2 | 1 | 27 | 4 | .871 | 15 | 3 | T1st |
| 3 | Oklahoma St. | Big Eight | L | 22 | 7 | .759 | 2 | 1 | 24 | 8 | .750 | 10 | 4 | T1st |
| 13 | Penn St. | Atlantic 10 | Q | 20 | 10 | .667 | 1 | 1 | 21 | 11 | .656 | 10 | 8 | T3d |
| 14 | Pepperdine | West Coast | Q | 22 | 8 | .733 | 0 | 1 | 22 | 9 | .710 | 13 | 1 | 1st |
| 6 | Pittsburgh | Big East | L | 20 | 11 | .645 | 1 | 1 | 21 | 12 | .636 | 9 | 7 | T3d |
| 8 | Princeton | Ivy | Q | 24 | 2 | .923 | 0 | 1 | 24 | 3 | .889 | 14 | 0 | 1st |
| 7 | Purdue | Big Ten | L | 17 | 11 | .607 | 0 | 1 | 17 | 12 | .586 | 9 | 9 | T5th |
| 15 | Richmond | Colonial | Q | 21 | 9 | .700 | 1 | 1 | 22 | 10 | .688 | 10 | 4 | 2d |
| 9 | Rutgers | Atlantic 10 | L | 19 | 9 | .679 | 0 | 1 | 19 | 10 | .655 | 14 | 4 | 1st |
| 15 | Saint Francis (PA) | Northeast | Q | 24 | 7 | .774 | 0 | 1 | 24 | 8 | .750 | 13 | 3 | T1st |
| 12 | Saint Peter's | Metro Atlantic | Q | 24 | 6 | .800 | 0 | 1 | 24 | 7 | .774 | 11 | 5 | T2d |
| 3 | Seton Hall | Big East | Q | 22 | 8 | .733 | 3 | 1 | 25 | 9 | .735 | 9 | 7 | T3d |
| 13 | South Ala. | Sun Belt | Q | 22 | 8 | .733 | 0 | 1 | 22 | 9 | .710 | 11 | 3 | 1st |
| 10 | Southern California | Pacific-10 | L | 19 | 9 | .679 | 0 | 1 | 19 | 10 | .655 | 10 | 8 | T3d |
| 11 | Southern Miss. | Metro | L | 21 | 7 | .750 | 0 | 1 | 21 | 8 | .724 | 10 | 4 | 1st |
| 4 | St. John's (NY) | Big East | L | 20 | 8 | .714 | 3 | 1 | 23 | 9 | .719 | 10 | 6 | 2d |
| 2 | Syracuse | Big East | L | 26 | 5 | .839 | 0 | 1 | 26 | 6 | .813 | 12 | 4 | 1st |
| 10 | Temple | Atlantic 10 | L | 21 | 9 | .700 | 3 | 1 | 24 | 10 | .706 | 13 | 5 | 2d |
| 5 | Texas | Southwest | L | 22 | 8 | .733 | 1 | 1 | 23 | 9 | .719 | 13 | 3 | 2d |
| 16 | Towson | East Coast | Q | 19 | 10 | .655 | 0 | 1 | 19 | 11 | .633 | 10 | 2 | 1st |
| 4 | UCLA | Pacific-10 | L | 23 | 8 | .742 | 0 | 1 | 23 | 9 | .719 | 11 | 7 | 2d |
| 11 | UConn | Big East | L | 18 | 10 | .643 | 2 | 1 | 20 | 11 | .645 | 9 | 7 | T3d |
| 1 | UNLV | Big West | Q | 30 | 0 | 1.000 | 4 | 1 | 34 | 1 | .971 | 18 | 0 | 1st |
| 4 | Utah | Western Athletic | L | 28 | 3 | .903 | 2 | 1 | 30 | 4 | .882 | 15 | 1 | 1st |
| 9 | Vanderbilt | Southeastern | L | 17 | 12 | .586 | 0 | 1 | 17 | 13 | .567 | 11 | 7 | 4th |
| 9 | Villanova | Big East | L | 16 | 14 | .533 | 1 | 1 | 17 | 15 | .531 | 7 | 9 | T7th |
| 7 | Virginia | Atlantic Coast | L | 21 | 11 | .656 | 0 | 1 | 21 | 12 | .636 | 6 | 8 | T5th |
| 5 | Wake Forest | Atlantic Coast | L | 18 | 10 | .643 | 1 | 1 | 19 | 11 | .633 | 8 | 6 | T3d |
| 14 | Xavier | Midwestern | Q | 21 | 9 | .700 | 1 | 1 | 22 | 10 | .688 | 11 | 3 | 1st |

1992 TOURNAMENT

| Seed | School | Conference | How | Pre-Tourney | | | Tourney | | Final | | | Conf. | | |
|------|---------------------|------------------|-----|-------------|----|------|---------|---|-------|----|------|-------|---|------|
| | | | | W | L | Pct. | W | L | W | L | Pct. | W | L | Fin. |
| 5 | Alabama | Southeastern (W) | L | 25 | 8 | .758 | 1 | 1 | 26 | 9 | .743 | 10 | 6 | 3d |
| 3 | Arizona | Pacific-10 | L | 24 | 6 | .800 | 0 | 1 | 24 | 7 | .774 | 13 | 5 | 3d |
| 3 | Arkansas | Southeastern (W) | L | 25 | 7 | .781 | 1 | 1 | 26 | 8 | .765 | 13 | 3 | 1st |
| 10 | BYU | Western Athletic | Q | 25 | 6 | .806 | 0 | 1 | 25 | 7 | .781 | 12 | 4 | T1st |
| 16 | Campbell | Big South | Q | 19 | 11 | .633 | 0 | 1 | 19 | 12 | .613 | 7 | 7 | T3d |
| 7 | Charlotte | Metro | L | 23 | 8 | .742 | 0 | 1 | 23 | 9 | .719 | 7 | 5 | T2d |
| 4 | Cincinnati | Great Midwest | L | 25 | 4 | .862 | 4 | 1 | 29 | 5 | .853 | 8 | 2 | T1st |
| 13 | Delaware | North Atlantic | Q | 27 | 3 | .900 | 0 | 1 | 27 | 4 | .871 | 14 | 0 | 1st |
| 5 | DePaul | Great Midwest | L | 20 | 8 | .714 | 0 | 1 | 20 | 9 | .690 | 8 | 2 | T1st |
| 1 | Duke | Atlantic Coast | Q | 28 | 2 | .933 | 6 | 0 | 34 | 2 | .944 | 14 | 2 | 1st |
| 14 | East Tenn. St. | Southern | Q | 23 | 6 | .793 | 1 | 1 | 24 | 7 | .774 | 12 | 2 | T1st |
| 15 | Eastern Ill. | Mid-Continent | Q | 17 | 13 | .567 | 0 | 1 | 17 | 14 | .548 | 9 | 7 | T4th |
| 8 | Evansville | Midwestern | Q | 24 | 5 | .828 | 0 | 1 | 24 | 6 | .800 | 8 | 2 | 1st |
| 3 | Florida St. | Atlantic Coast | L | 20 | 9 | .690 | 2 | 1 | 22 | 10 | .688 | 11 | 5 | 2d |
| 14 | Fordham | Patriot | Q | 18 | 12 | .600 | 0 | 1 | 18 | 13 | .581 | 11 | 3 | T1st |
| 15 | Ga. Southern | Trans America | Q | 25 | 5 | .833 | 0 | 1 | 25 | 6 | .806 | 13 | 1 | 1st |
| 6 | Georgetown | Big East | L | 21 | 9 | .700 | 1 | 1 | 22 | 10 | .688 | 12 | 6 | T1st |
| 7 | Georgia Tech | Atlantic Coast | L | 21 | 11 | .656 | 2 | 1 | 23 | 12 | .657 | 8 | 8 | T3d |
| 10 | Houston | Southwest | Q | 25 | 5 | .833 | 0 | 1 | 25 | 6 | .806 | 11 | 3 | T1st |
| 16 | Howard | Mid-Eastern | Q | 17 | 13 | .567 | 0 | 1 | 17 | 14 | .548 | 12 | 4 | T1st |
| 2 | Indiana | Big Ten | L | 23 | 6 | .793 | 4 | 1 | 27 | 7 | .794 | 14 | 4 | 2d |
| 9 | Iowa | Big Ten | L | 18 | 10 | .643 | 1 | 1 | 19 | 11 | .633 | 10 | 8 | 5th |
| 10 | Iowa St. | Big Eight | L | 20 | 12 | .625 | 1 | 1 | 21 | 13 | .618 | 5 | 9 | T6th |
| 1 | Kansas | Big Eight | Q | 26 | 4 | .867 | 1 | 1 | 27 | 5 | .844 | 11 | 3 | 1st |
| 2 | Kentucky | Southeastern (E) | Q | 26 | 6 | .813 | 3 | 1 | 29 | 7 | .806 | 12 | 4 | 1st |
| 13 | La Salle | Metro Atlantic | Q | 20 | 10 | .667 | 0 | 1 | 20 | 11 | .645 | 12 | 4 | 2d |
| 13 | Louisiana | Sun Belt | Q | 20 | 10 | .667 | 1 | 1 | 21 | 11 | .656 | 12 | 4 | 2d |
| 15 | La.-Monroe | Southland | Q | 19 | 9 | .679 | 0 | 1 | 19 | 10 | .655 | 12 | 6 | T2d |
| 8 | Louisville | Metro | L | 18 | 10 | .643 | 1 | 1 | 19 | 11 | .633 | 7 | 5 | T2d |
| 7 | LSU | Southeastern (W) | L | 20 | 9 | .690 | 1 | 1 | 21 | 10 | .677 | 12 | 4 | 2d |
| 3 | Massachusetts | Atlantic 10 | Q | 28 | 4 | .875 | 2 | 1 | 30 | 5 | .857 | 13 | 3 | 1st |
| 6 | Memphis | Great Midwest | L | 20 | 10 | .667 | 3 | 1 | 23 | 11 | .676 | 5 | 5 | T3d |
| 13 | Miami (OH) | Mid-American | Q | 23 | 7 | .767 | 0 | 1 | 23 | 8 | .742 | 13 | 3 | 1st |
| 6 | Michigan | Big Ten | L | 20 | 8 | .714 | 5 | 1 | 25 | 9 | .735 | 11 | 7 | T3d |
| 5 | Michigan St. | Big Ten | L | 21 | 7 | .750 | 1 | 1 | 22 | 8 | .733 | 11 | 7 | T3d |
| 16 | Mississippi Val. | Southwestern | Q | 16 | 13 | .552 | 0 | 1 | 16 | 14 | .533 | 11 | 3 | T1st |
| 5 | Missouri | Big Eight | L | 20 | 8 | .714 | 1 | 1 | 21 | 9 | .700 | 8 | 6 | T2d |
| 12 | Missouri St. | Missouri Valley | Q | 23 | 7 | .767 | 0 | 1 | 23 | 8 | .742 | 13 | 5 | 3d |
| 14 | Montana | Big Sky | Q | 27 | 3 | .900 | 0 | 1 | 27 | 4 | .871 | 14 | 2 | 1st |
| 14 | Murray St. | Ohio Valley | Q | 17 | 12 | .586 | 0 | 1 | 17 | 13 | .567 | 11 | 3 | 1st |
| 8 | Nebraska | Big Eight | L | 19 | 9 | .679 | 0 | 1 | 19 | 10 | .655 | 7 | 7 | 5th |
| 12 | New Mexico St. | Big West | Q | 23 | 7 | .767 | 2 | 1 | 25 | 8 | .758 | 12 | 6 | 3d |
| 4 | North Carolina | Atlantic Coast | L | 21 | 9 | .700 | 2 | 1 | 23 | 10 | .697 | 9 | 7 | 3d |
| 1 | Ohio St. | Big Ten | Q | 23 | 5 | .821 | 3 | 1 | 26 | 6 | .813 | 15 | 3 | 1st |
| 4 | Oklahoma | Big Eight | L | 21 | 8 | .724 | 0 | 1 | 21 | 9 | .700 | 8 | 6 | T2d |
| 2 | Oklahoma St. | Big Eight | L | 26 | 7 | .788 | 2 | 1 | 28 | 8 | .778 | 8 | 6 | T2d |
| 15 | Old Dominion | Colonial | Q | 15 | 14 | .517 | 0 | 1 | 15 | 15 | .500 | 8 | 6 | T3d |
| 11 | Pepperdine | West Coast | Q | 24 | 6 | .800 | 0 | 1 | 24 | 7 | .774 | 14 | 0 | 1st |
| 11 | Princeton | Ivy | Q | 22 | 5 | .815 | 0 | 1 | 22 | 6 | .786 | 12 | 2 | 1st |
| 16 | Robert Morris | Northeast | Q | 19 | 11 | .633 | 0 | 1 | 19 | 12 | .613 | 12 | 4 | 1st |
| 4 | Seton Hall | Big East | L | 21 | 8 | .724 | 2 | 1 | 23 | 9 | .719 | 12 | 6 | T1st |
| 11 | South Fla. | Metro | L | 19 | 9 | .679 | 0 | 1 | 19 | 10 | .655 | 7 | 5 | T2d |
| 2 | Southern California | Pacific-10 | L | 23 | 5 | .821 | 1 | 1 | 24 | 6 | .800 | 15 | 3 | 2d |
| 7 | St. John's (NY) | Big East | L | 19 | 10 | .655 | 0 | 1 | 19 | 11 | .633 | 12 | 6 | T1st |
| 12 | Stanford | Pacific-10 | L | 18 | 10 | .643 | 0 | 1 | 18 | 11 | .621 | 10 | 8 | 4th |
| 6 | Syracuse | Big East | Q | 21 | 9 | .700 | 1 | 1 | 22 | 10 | .688 | 10 | 8 | T5th |
| 11 | Temple | Atlantic 10 | L | 17 | 12 | .586 | 0 | 1 | 17 | 13 | .567 | 11 | 5 | 2d |
| 8 | Texas | Southwest | L | 23 | 11 | .676 | 0 | 1 | 23 | 12 | .657 | 11 | 3 | T1st |
| 10 | Tulane | Metro | L | 21 | 8 | .724 | 1 | 1 | 22 | 9 | .710 | 8 | 4 | 1st |
| 1 | UCLA | Pacific-10 | Q | 25 | 4 | .862 | 3 | 1 | 28 | 5 | .848 | 16 | 2 | 1st |
| 9 | UConn | Big East | L | 19 | 9 | .679 | 1 | 1 | 20 | 10 | .667 | 10 | 8 | T5th |
| 9 | UTEP | Western Athletic | L | 25 | 6 | .806 | 2 | 1 | 27 | 7 | .794 | 12 | 4 | T1st |
| 9 | Wake Forest | Atlantic Coast | L | 17 | 11 | .607 | 0 | 1 | 17 | 12 | .586 | 7 | 9 | 5th |
| 12 | West Virginia | Atlantic 10 | L | 20 | 11 | .645 | 0 | 1 | 20 | 12 | .625 | 10 | 6 | 3d |

1993 TOURNAMENT

| Seed | School | Conference | How | Pre-Tourney | | | Tourney | | Final | | | Conf. | | |
|------|-------------------|------------------|-----|-------------|----|------|---------|---|-------|----|------|-------|----|------|
| | | | | W | L | Pct. | W | L | W | L | Pct. | W | L | Fin. |
| 2 | Arizona | Pacific-10 | Q | 24 | 3 | .889 | 0 | 1 | 24 | 4 | .857 | 17 | 1 | 1st |
| 4 | Arkansas | Southeastern (W) | L | 20 | 8 | .714 | 2 | 1 | 22 | 9 | .710 | 10 | 6 | 1st |
| 15 | Ball St. | Mid-American | Q | 26 | 7 | .788 | 0 | 1 | 26 | 8 | .765 | 14 | 4 | T1st |
| 14 | Boise St. | Big Sky | Q | 21 | 7 | .750 | 0 | 1 | 21 | 8 | .724 | 10 | 4 | T2d |
| 7 | BYU | Western Athletic | L | 24 | 8 | .750 | 1 | 1 | 25 | 9 | .735 | 15 | 3 | T1st |
| 6 | California | Pacific-10 | L | 19 | 8 | .704 | 2 | 1 | 21 | 9 | .700 | 12 | 6 | 2d |
| 12 | Chattanooga | Southern | Q | 26 | 6 | .813 | 0 | 1 | 26 | 7 | .788 | 16 | 2 | 1st |
| 2 | Cincinnati | Great Midwest | L | 24 | 4 | .857 | 3 | 1 | 27 | 5 | .844 | 8 | 2 | 1st |
| 16 | Coastal Caro. | Big South | Q | 22 | 9 | .710 | 0 | 1 | 22 | 10 | .688 | 12 | 4 | 2d |
| 15 | Coppin St. | Mid-Eastern | Q | 22 | 7 | .759 | 0 | 1 | 22 | 8 | .733 | 16 | 0 | 1st |
| 13 | Delaware | North Atlantic | Q | 22 | 7 | .759 | 0 | 1 | 22 | 8 | .733 | 10 | 4 | 3d |
| 3 | Duke | Atlantic Coast | L | 23 | 7 | .767 | 1 | 1 | 24 | 8 | .750 | 10 | 6 | T3d |
| 16 | East Carolina | Colonial | Q | 13 | 16 | .448 | 0 | 1 | 13 | 17 | .433 | 4 | 10 | 7th |
| 14 | Evansville | Midwestern | Q | 23 | 6 | .793 | 0 | 1 | 23 | 7 | .767 | 12 | 2 | T1st |
| 3 | Florida St. | Atlantic Coast | L | 22 | 9 | .710 | 3 | 1 | 25 | 10 | .714 | 12 | 4 | 2d |
| 12 | George Washington | Atlantic 10 | L | 19 | 8 | .704 | 2 | 1 | 21 | 9 | .700 | 8 | 6 | T2d |
| 4 | Georgia Tech | Atlantic Coast | Q | 19 | 10 | .655 | 0 | 1 | 19 | 11 | .633 | 8 | 8 | 6th |
| 13 | Holy Cross | Patriot | Q | 23 | 6 | .793 | 0 | 1 | 23 | 7 | .767 | 12 | 2 | 2d |
| 6 | Illinois | Big Ten | L | 18 | 12 | .600 | 1 | 1 | 19 | 13 | .594 | 11 | 7 | T3d |
| 1 | Indiana | Big Ten | Q | 28 | 3 | .903 | 3 | 1 | 31 | 4 | .886 | 17 | 1 | 1st |
| 4 | Iowa | Big Ten | L | 22 | 8 | .733 | 1 | 1 | 23 | 9 | .719 | 11 | 7 | T3d |
| 8 | Iowa St. | Big Eight | L | 20 | 10 | .667 | 0 | 1 | 20 | 11 | .645 | 8 | 6 | T2d |
| 2 | Kansas | Big Eight | L | 25 | 6 | .806 | 4 | 1 | 29 | 7 | .806 | 11 | 3 | 1st |
| 6 | Kansas St. | Big Eight | L | 19 | 10 | .655 | 0 | 1 | 19 | 11 | .633 | 7 | 7 | T5th |
| 1 | Kentucky | Southeastern (E) | Q | 26 | 3 | .897 | 4 | 1 | 30 | 4 | .882 | 13 | 3 | 2d |
| 13 | La.-Monroe | Southland | Q | 26 | 4 | .867 | 0 | 1 | 26 | 5 | .839 | 17 | 1 | 1st |
| 11 | Long Beach St. | Big West | Q | 22 | 9 | .710 | 0 | 1 | 22 | 10 | .688 | 11 | 7 | 4th |
| 4 | Louisville | Metro | Q | 20 | 8 | .714 | 2 | 1 | 22 | 9 | .710 | 11 | 1 | 1st |
| 11 | LSU | Southeastern (W) | L | 22 | 10 | .688 | 0 | 1 | 22 | 11 | .667 | 9 | 7 | 2d |
| 12 | Manhattan | Metro Atlantic | Q | 23 | 6 | .793 | 0 | 1 | 23 | 7 | .767 | 12 | 2 | 1st |
| 12 | Marquette | Great Midwest | L | 20 | 7 | .741 | 0 | 1 | 20 | 8 | .714 | 6 | 4 | 3d |
| 3 | Massachusetts | Atlantic 10 | Q | 23 | 6 | .793 | 1 | 1 | 24 | 7 | .774 | 11 | 3 | 1st |
| 10 | Memphis | Great Midwest | L | 20 | 11 | .645 | 0 | 1 | 20 | 12 | .625 | 7 | 3 | 2d |
| 1 | Michigan | Big Ten | L | 26 | 4 | .867 | 5 | 1 | 31 | 5 | .861 | 15 | 3 | 2d |
| 10 | Missouri | Big Eight | Q | 19 | 13 | .594 | 0 | 1 | 19 | 14 | .576 | 5 | 9 | 7th |
| 10 | Nebraska | Big Eight | L | 20 | 10 | .667 | 0 | 1 | 20 | 11 | .645 | 8 | 6 | T2d |
| 5 | New Mexico | Western Athletic | Q | 24 | 6 | .800 | 0 | 1 | 24 | 7 | .774 | 13 | 5 | 3d |
| 7 | New Mexico St. | Big West | L | 25 | 7 | .781 | 1 | 1 | 26 | 8 | .765 | 15 | 3 | 1st |
| 8 | New Orleans | Sun Belt | L | 26 | 3 | .897 | 0 | 1 | 26 | 4 | .867 | 18 | 0 | 1st |
| 1 | North Carolina | Atlantic Coast | L | 28 | 4 | .875 | 6 | 0 | 34 | 4 | .895 | 14 | 2 | 1st |
| 5 | Oklahoma St. | Big Eight | L | 19 | 8 | .704 | 1 | 1 | 20 | 9 | .690 | 8 | 6 | T2d |
| 14 | Penn | Ivy | Q | 22 | 4 | .846 | 0 | 1 | 22 | 5 | .815 | 14 | 0 | 1st |
| 9 | Pittsburgh | Big East | L | 17 | 10 | .630 | 0 | 1 | 17 | 11 | .607 | 9 | 9 | T4th |
| 9 | Purdue | Big Ten | L | 18 | 9 | .667 | 0 | 1 | 18 | 10 | .643 | 9 | 9 | T5th |
| 8 | Rhode Island | Atlantic 10 | L | 18 | 10 | .643 | 1 | 1 | 19 | 11 | .633 | 8 | 6 | T2d |
| 16 | Rider | Northeast | Q | 19 | 10 | .655 | 0 | 1 | 19 | 11 | .633 | 14 | 4 | 1st |
| 15 | Santa Clara | West Coast | Q | 18 | 11 | .621 | 1 | 1 | 19 | 12 | .613 | 9 | 5 | 3d |
| 2 | Seton Hall | Big East | Q | 27 | 6 | .818 | 1 | 1 | 28 | 7 | .800 | 14 | 4 | 1st |
| 10 | SMU | Southwest | L | 20 | 7 | .741 | 0 | 1 | 20 | 8 | .714 | 12 | 2 | 1st |
| 14 | Southern Ill. | Missouri Valley | Q | 23 | 9 | .719 | 0 | 1 | 23 | 10 | .697 | 12 | 6 | 2d |
| 13 | Southern U. | Southwestern | Q | 20 | 9 | .690 | 1 | 1 | 21 | 10 | .677 | 9 | 5 | T2d |
| 5 | St. John's (NY) | Big East | L | 18 | 10 | .643 | 1 | 1 | 19 | 11 | .633 | 12 | 6 | 2d |
| 7 | Temple | Atlantic 10 | L | 17 | 12 | .586 | 3 | 1 | 20 | 13 | .606 | 8 | 6 | T2d |
| 15 | Tennessee St. | Ohio Valley | Q | 19 | 9 | .679 | 0 | 1 | 19 | 10 | .655 | 13 | 3 | 1st |
| 12 | Texas Tech | Southwest | Q | 18 | 11 | .621 | 0 | 1 | 18 | 12 | .600 | 6 | 8 | 5th |
| 11 | Tulane | Metro | L | 21 | 8 | .724 | 1 | 1 | 22 | 9 | .710 | 9 | 3 | 2d |
| 9 | UCLA | Pacific-10 | L | 21 | 10 | .677 | 1 | 1 | 22 | 11 | .667 | 11 | 7 | T3d |
| 8 | Utah | Western Athletic | L | 23 | 6 | .793 | 1 | 1 | 24 | 7 | .774 | 15 | 3 | T1st |
| 3 | Vanderbilt | Southeastern (E) | L | 26 | 5 | .839 | 2 | 1 | 28 | 6 | .824 | 14 | 2 | 1st |
| 6 | Virginia | Atlantic Coast | L | 19 | 9 | .679 | 2 | 1 | 21 | 10 | .677 | 9 | 7 | 5th |
| 5 | Wake Forest | Atlantic Coast | L | 19 | 8 | .704 | 2 | 1 | 21 | 9 | .700 | 10 | 6 | T3d |
| 7 | Western Ky. | Sun Belt | Q | 24 | 5 | .828 | 2 | 1 | 26 | 6 | .813 | 14 | 4 | 2d |
| 16 | Wright St. | Mid-Continent | Q | 20 | 9 | .690 | 0 | 1 | 20 | 10 | .667 | 10 | 6 | T2d |
| 9 | Xavier | Midwestern | L | 23 | 5 | .821 | 1 | 1 | 24 | 6 | .800 | 12 | 2 | T1st |

1994 TOURNAMENT

| Seed | School | Conference | How | Pre-Tourney | | | Tourney | | Final | | | Conf. | | |
|------|--------------------|------------------|-----|-------------|----|------|---------|---|-------|----|------|-------|----|------|
| | | | | W | L | Pct. | W | L | W | L | Pct. | W | L | Fin. |
| 9 | Alabama | Southeastern (W) | L | 19 | 9 | .679 | 1 | 1 | 20 | 10 | .667 | 12 | 4 | 2d |
| 2 | Arizona | Pacific-10 | Q | 25 | 5 | .833 | 4 | 1 | 29 | 6 | .829 | 14 | 4 | 1st |
| 1 | Arkansas | Southeastern (W) | L | 25 | 3 | .893 | 6 | 0 | 31 | 3 | .912 | 14 | 2 | 1st |
| 14 | Boise St. | Big Sky | Q | 17 | 12 | .586 | 0 | 1 | 17 | 13 | .567 | 7 | 7 | 5th |
| 9 | Boston College | Big East | L | 20 | 10 | .667 | 3 | 1 | 23 | 11 | .676 | 11 | 7 | 3d |
| 5 | California | Pacific-10 | L | 22 | 7 | .759 | 0 | 1 | 22 | 8 | .733 | 13 | 5 | T2d |
| 13 | Chattanooga | Southern | Q | 23 | 6 | .793 | 0 | 1 | 23 | 7 | .767 | 14 | 4 | 1st |
| 8 | Cincinnati | Great Midwest | L | 22 | 9 | .710 | 0 | 1 | 22 | 10 | .688 | 7 | 5 | 4th |
| 12 | Col. of Charleston | Trans America | L | 24 | 3 | .889 | 0 | 1 | 24 | 4 | .857 | 14 | 2 | 1st |
| 13 | Drexel | North Atlantic | Q | 25 | 4 | .862 | 0 | 1 | 25 | 5 | .833 | 12 | 2 | 1st |
| 2 | Duke | Atlantic Coast | L | 23 | 5 | .821 | 5 | 1 | 28 | 6 | .824 | 12 | 4 | 1st |
| 3 | Florida | Southeastern (E) | L | 25 | 7 | .781 | 4 | 1 | 29 | 8 | .784 | 12 | 4 | T1st |
| 10 | George Washington | Atlantic 10 | L | 17 | 11 | .607 | 1 | 1 | 18 | 12 | .600 | 8 | 8 | T3d |
| 9 | Georgetown | Big East | L | 18 | 11 | .621 | 1 | 1 | 19 | 12 | .613 | 10 | 8 | T4th |
| 12 | Green Bay | Mid-Continent | Q | 26 | 6 | .813 | 1 | 1 | 27 | 7 | .794 | 15 | 3 | 1st |
| 13 | Hawaii | Western Athletic | Q | 18 | 14 | .563 | 0 | 1 | 18 | 15 | .545 | 11 | 7 | 4th |
| 8 | Illinois | Big Ten | L | 17 | 10 | .630 | 0 | 1 | 17 | 11 | .607 | 10 | 8 | T4th |
| 5 | Indiana | Big Ten | L | 19 | 8 | .704 | 2 | 1 | 21 | 9 | .700 | 12 | 6 | 3d |
| 14 | James Madison | Colonial | Q | 20 | 9 | .690 | 0 | 1 | 20 | 10 | .667 | 10 | 4 | T1st |
| 4 | Kansas | Big Eight | L | 25 | 7 | .781 | 2 | 1 | 27 | 8 | .771 | 9 | 5 | 3d |
| 3 | Kentucky | Southeastern (E) | Q | 26 | 6 | .813 | 1 | 1 | 27 | 7 | .794 | 12 | 4 | T1st |
| 11 | Louisiana | Sun Belt | Q | 22 | 7 | .759 | 0 | 1 | 22 | 8 | .733 | 13 | 5 | 2d |
| 16 | Liberty | Big South | Q | 18 | 11 | .621 | 0 | 1 | 18 | 12 | .600 | 13 | 5 | T3d |
| 3 | Louisville | Metro | Q | 26 | 5 | .839 | 2 | 1 | 28 | 6 | .824 | 10 | 2 | 1st |
| 15 | Loyola Maryland | Metro Atlantic | Q | 17 | 12 | .586 | 0 | 1 | 17 | 13 | .567 | 6 | 8 | 5th |
| 6 | Marquette | Great Midwest | L | 22 | 8 | .733 | 2 | 1 | 24 | 9 | .727 | 10 | 2 | 1st |
| 10 | Maryland | Atlantic Coast | L | 16 | 11 | .593 | 2 | 1 | 18 | 12 | .600 | 8 | 8 | 4th |
| 2 | Massachusetts | Atlantic 10 | Q | 27 | 6 | .818 | 1 | 1 | 28 | 7 | .800 | 14 | 2 | 1st |
| 3 | Michigan | Big Ten | L | 21 | 7 | .750 | 3 | 1 | 24 | 8 | .750 | 13 | 5 | 2d |
| 7 | Michigan St. | Big Ten | L | 19 | 11 | .633 | 1 | 1 | 20 | 12 | .625 | 10 | 8 | T4th |
| 6 | Minnesota | Big Ten | L | 20 | 11 | .645 | 1 | 1 | 21 | 12 | .636 | 10 | 8 | T4th |
| 1 | Missouri | Big Eight | L | 25 | 3 | .893 | 3 | 1 | 28 | 4 | .875 | 14 | 0 | 1st |
| 16 | N.C. A&T | Mid-Eastern | Q | 16 | 13 | .552 | 0 | 1 | 16 | 14 | .533 | 10 | 6 | T2d |
| 16 | Navy | Patriot | Q | 17 | 12 | .586 | 0 | 1 | 17 | 13 | .567 | 9 | 5 | T1st |
| 6 | Nebraska | Big Eight | Q | 20 | 9 | .690 | 0 | 1 | 20 | 10 | .667 | 7 | 7 | 4th |
| 10 | New Mexico | Western Athletic | L | 23 | 7 | .767 | 0 | 1 | 23 | 8 | .742 | 14 | 4 | 1st |
| 13 | New Mexico St. | Big West | Q | 23 | 7 | .767 | 0 | 1 | 23 | 8 | .742 | 12 | 6 | 1st |
| 1 | North Carolina | Atlantic Coast | Q | 27 | 6 | .818 | 1 | 1 | 28 | 7 | .800 | 11 | 5 | 2d |
| 12 | Ohio | Mid-American | Q | 25 | 7 | .781 | 0 | 1 | 25 | 8 | .758 | 14 | 4 | 1st |
| 4 | Oklahoma St. | Big Eight | L | 23 | 9 | .719 | 1 | 1 | 24 | 10 | .706 | 10 | 4 | 2d |
| 11 | Penn | Ivy | Q | 24 | 2 | .923 | 1 | 1 | 25 | 3 | .893 | 14 | 0 | 1st |
| 14 | Pepperdine | West Coast | Q | 19 | 10 | .655 | 0 | 1 | 19 | 11 | .633 | 8 | 6 | T2d |
| 8 | Providence | Big East | Q | 20 | 9 | .690 | 0 | 1 | 20 | 10 | .667 | 10 | 8 | T4th |
| 1 | Purdue | Big Ten | Q | 26 | 4 | .867 | 3 | 1 | 29 | 5 | .853 | 14 | 4 | 1st |
| 15 | Rider | Northeast | Q | 21 | 8 | .724 | 0 | 1 | 21 | 9 | .700 | 14 | 4 | 1st |
| 7 | Saint Louis | Great Midwest | L | 23 | 5 | .821 | 0 | 1 | 23 | 6 | .793 | 8 | 4 | T2d |
| 10 | Seton Hall | Big East | L | 17 | 12 | .586 | 0 | 1 | 17 | 13 | .567 | 8 | 10 | 7th |
| 11 | Southern Ill. | Missouri Valley | Q | 23 | 6 | .793 | 0 | 1 | 23 | 7 | .767 | 16 | 4 | T1st |
| 4 | Syracuse | Big East | L | 21 | 6 | .778 | 2 | 1 | 23 | 7 | .767 | 13 | 5 | 2d |
| 4 | Temple | Atlantic 10 | L | 22 | 7 | .759 | 1 | 1 | 23 | 8 | .742 | 12 | 4 | 2d |
| 14 | Tennessee St. | Ohio Valley | Q | 19 | 11 | .633 | 0 | 1 | 19 | 12 | .613 | 12 | 4 | 2d |
| 6 | Texas | Southwest | Q | 25 | 7 | .781 | 1 | 1 | 26 | 8 | .765 | 12 | 2 | 1st |
| 15 | Texas Southern | Southwestern | Q | 19 | 10 | .655 | 0 | 1 | 19 | 11 | .633 | 12 | 2 | 1st |
| 15 | Texas St. | Southland | Q | 25 | 6 | .806 | 0 | 1 | 25 | 7 | .781 | 14 | 4 | 2d |
| 12 | Tulsa | Missouri Valley | L | 21 | 7 | .750 | 2 | 1 | 23 | 8 | .742 | 16 | 4 | T1st |
| 7 | UAB | Great Midwest | L | 22 | 7 | .759 | 0 | 1 | 22 | 8 | .733 | 8 | 4 | T2d |
| 16 | UCF | Trans America | Q | 21 | 8 | .724 | 0 | 1 | 21 | 9 | .700 | 11 | 5 | 2d |
| 5 | UCLA | Pacific-10 | L | 21 | 6 | .778 | 0 | 1 | 21 | 7 | .750 | 13 | 5 | T2d |
| 2 | UConn | Big East | L | 27 | 4 | .871 | 2 | 1 | 29 | 5 | .853 | 16 | 2 | 1st |
| 7 | Virginia | Atlantic Coast | L | 17 | 12 | .586 | 1 | 1 | 18 | 13 | .581 | 8 | 8 | T4th |
| 5 | Wake Forest | Atlantic Coast | L | 20 | 11 | .645 | 1 | 1 | 21 | 12 | .636 | 9 | 7 | 3d |
| 8 | Washington St. | Pacific-10 | L | 20 | 10 | .667 | 0 | 1 | 20 | 11 | .645 | 10 | 8 | T4th |
| 11 | Western Ky. | Sun Belt | L | 20 | 10 | .667 | 0 | 1 | 20 | 11 | .645 | 14 | 4 | 1st |
| 9 | Wisconsin | Big Ten | L | 17 | 10 | .630 | 1 | 1 | 18 | 11 | .621 | 8 | 10 | 7th |

1995 TOURNAMENT

| Seed | School | Conference | How | Pre-Tourney | | | Tourney | | Final | | | Conf. | | |
|------|------------------|------------------|-----|-------------|----|------|---------|---|-------|----|------|-------|----|------|
| | | | | W | L | Pct. | W | L | W | L | Pct. | W | L | Fin. |
| 5 | Alabama | Southeastern (W) | L | 22 | 9 | .710 | 1 | 1 | 23 | 10 | .697 | 10 | 6 | 3d |
| 5 | Arizona | Pacific-10 | L | 23 | 7 | .767 | 0 | 1 | 23 | 8 | .742 | 13 | 5 | 2d |
| 5 | Arizona St. | Pacific-10 | L | 22 | 8 | .733 | 2 | 1 | 24 | 9 | .727 | 12 | 6 | 3d |
| 2 | Arkansas | Southeastern (W) | L | 27 | 6 | .818 | 5 | 1 | 32 | 7 | .821 | 12 | 4 | T1st |
| 12 | Ball St. | Mid-American | Q | 19 | 10 | .655 | 0 | 1 | 19 | 11 | .633 | 11 | 7 | 4th |
| 8 | BYU | Western Athletic | L | 22 | 9 | .710 | 0 | 1 | 22 | 10 | .688 | 13 | 5 | T2d |
| 7 | Charlotte | Metro | L | 19 | 8 | .704 | 0 | 1 | 19 | 9 | .679 | 8 | 4 | 1st |
| 15 | Chattanooga | Southern (S) | Q | 19 | 10 | .655 | 0 | 1 | 19 | 11 | .633 | 11 | 3 | 1st |
| 7 | Cincinnati | Great Midwest | Q | 21 | 11 | .656 | 1 | 1 | 22 | 12 | .647 | 7 | 5 | T3d |
| 16 | Colgate | Patriot | Q | 17 | 12 | .586 | 0 | 1 | 17 | 13 | .567 | 11 | 3 | T1st |
| 13 | Drexel | North Atlantic | Q | 22 | 7 | .759 | 0 | 1 | 22 | 8 | .733 | 12 | 4 | 1st |
| 16 | FIU | Trans America | Q | 11 | 18 | .379 | 0 | 1 | 11 | 19 | .367 | 4 | 12 | T9th |
| 10 | Florida | Southeastern (E) | L | 17 | 12 | .586 | 0 | 1 | 17 | 13 | .567 | 8 | 8 | 3d |
| 6 | Georgetown | Big East | L | 19 | 9 | .679 | 2 | 1 | 21 | 10 | .677 | 11 | 7 | 4th |
| 14 | Gonzaga | West Coast | Q | 21 | 8 | .724 | 0 | 1 | 21 | 9 | .700 | 7 | 7 | 4th |
| 14 | Green Bay | Midwestern | Q | 22 | 7 | .759 | 0 | 1 | 22 | 8 | .733 | 11 | 4 | T2d |
| 11 | Illinois | Big Ten | L | 19 | 11 | .633 | 0 | 1 | 19 | 12 | .613 | 10 | 8 | T5th |
| 9 | Indiana | Big Ten | L | 19 | 11 | .633 | 0 | 1 | 19 | 12 | .613 | 11 | 7 | T3d |
| 7 | Iowa St. | Big Eight | L | 22 | 10 | .688 | 1 | 1 | 23 | 11 | .676 | 6 | 8 | 5th |
| 1 | Kansas | Big Eight | L | 23 | 5 | .821 | 2 | 1 | 25 | 6 | .806 | 11 | 3 | 1st |
| 1 | Kentucky | Southeastern (E) | Q | 25 | 4 | .862 | 3 | 1 | 28 | 5 | .848 | 14 | 2 | 1st |
| 13 | Long Beach St. | Big West | Q | 20 | 9 | .690 | 0 | 1 | 20 | 10 | .667 | 13 | 5 | T2d |
| 11 | Louisville | Metro | Q | 19 | 13 | .594 | 0 | 1 | 19 | 14 | .576 | 7 | 5 | T2d |
| 13 | Manhattan | Metro Atlantic | L | 25 | 4 | .862 | 1 | 1 | 26 | 5 | .839 | 12 | 2 | 1st |
| 3 | Maryland | Atlantic Coast | L | 24 | 7 | .774 | 2 | 1 | 26 | 8 | .765 | 12 | 4 | T1st |
| 2 | Massachusetts | Atlantic 10 | Q | 26 | 4 | .867 | 3 | 1 | 29 | 5 | .853 | 13 | 3 | 1st |
| 6 | Memphis | Great Midwest | L | 22 | 9 | .710 | 2 | 1 | 24 | 10 | .706 | 9 | 3 | 1st |
| 12 | Miami (OH) | Mid-American | L | 22 | 6 | .786 | 1 | 1 | 23 | 7 | .767 | 16 | 2 | 1st |
| 9 | Michigan | Big Ten | L | 17 | 13 | .567 | 0 | 1 | 17 | 14 | .548 | 11 | 7 | T3d |
| 3 | Michigan St. | Big Ten | L | 22 | 5 | .815 | 0 | 1 | 22 | 6 | .786 | 14 | 4 | 2d |
| 8 | Minnesota | Big Ten | L | 19 | 11 | .633 | 0 | 1 | 19 | 12 | .613 | 10 | 8 | T5th |
| 5 | Mississippi St. | Southeastern (W) | L | 20 | 7 | .741 | 2 | 1 | 22 | 8 | .733 | 12 | 4 | T1st |
| 8 | Missouri | Big Eight | L | 19 | 8 | .704 | 1 | 1 | 20 | 9 | .690 | 8 | 6 | 4th |
| 16 | Mount St. Mary's | Northeast | Q | 17 | 12 | .586 | 0 | 1 | 17 | 13 | .567 | 12 | 6 | T2d |
| 15 | Murray St. | Ohio Valley | Q | 21 | 8 | .724 | 0 | 1 | 21 | 9 | .700 | 11 | 5 | T1st |
| 16 | N.C. A&T | Mid-Eastern | Q | 15 | 14 | .517 | 0 | 1 | 15 | 15 | .500 | 10 | 6 | 1st |
| 13 | Nicholls St. | Southland | Q | 24 | 5 | .828 | 0 | 1 | 24 | 6 | .800 | 17 | 1 | 1st |
| 2 | North Carolina | Atlantic Coast | L | 24 | 5 | .828 | 4 | 1 | 28 | 6 | .824 | 12 | 4 | T1st |
| 4 | Oklahoma | Big Eight | L | 23 | 8 | .742 | 0 | 1 | 23 | 9 | .719 | 9 | 5 | 3d |
| 4 | Oklahoma St. | Big Eight | Q | 23 | 9 | .719 | 4 | 1 | 27 | 10 | .730 | 10 | 4 | 2d |
| 14 | Old Dominion | Colonial | Q | 20 | 11 | .645 | 1 | 1 | 21 | 12 | .636 | 12 | 2 | 1st |
| 6 | Oregon | Pacific-10 | L | 19 | 8 | .704 | 0 | 1 | 19 | 9 | .679 | 11 | 7 | 4th |
| 12 | Penn | Ivy | Q | 22 | 5 | .815 | 0 | 1 | 22 | 6 | .786 | 14 | 0 | 1st |
| 3 | Purdue | Big Ten | Q | 24 | 6 | .800 | 1 | 1 | 25 | 7 | .781 | 15 | 3 | 1st |
| 9 | Saint Louis | Great Midwest | L | 22 | 7 | .759 | 1 | 1 | 23 | 8 | .742 | 8 | 4 | 2d |
| 15 | Saint Peter's | Metro Atlantic | Q | 19 | 10 | .655 | 0 | 1 | 19 | 11 | .633 | 10 | 4 | T2d |
| 12 | Santa Clara | West Coast | L | 21 | 6 | .778 | 0 | 1 | 21 | 7 | .750 | 12 | 2 | 1st |
| 10 | Southern Ill. | Missouri Valley | Q | 23 | 8 | .742 | 0 | 1 | 23 | 9 | .719 | 13 | 5 | T2d |
| 10 | Stanford | Pacific-10 | L | 19 | 8 | .704 | 1 | 1 | 20 | 9 | .690 | 10 | 8 | T5th |
| 7 | Syracuse | Big East | L | 19 | 9 | .679 | 1 | 1 | 20 | 10 | .667 | 12 | 6 | 3d |
| 10 | Temple | Atlantic 10 | L | 19 | 10 | .655 | 0 | 1 | 19 | 11 | .633 | 10 | 6 | T2d |
| 11 | Texas | Southwest | Q | 22 | 6 | .786 | 1 | 1 | 23 | 7 | .767 | 11 | 3 | T1st |
| 15 | Texas Southern | Southwestern | Q | 22 | 6 | .786 | 0 | 1 | 22 | 7 | .759 | 12 | 2 | 1st |
| 9 | Tulane | Metro | L | 22 | 9 | .710 | 1 | 1 | 23 | 10 | .697 | 7 | 5 | T2d |
| 6 | Tulsa | Missouri Valley | L | 22 | 7 | .759 | 2 | 1 | 24 | 8 | .750 | 15 | 3 | 1st |
| 1 | UCLA | Pacific-10 | Q | 25 | 2 | .926 | 6 | 0 | 31 | 2 | .939 | 16 | 2 | 1st |
| 2 | UConn | Big East | L | 25 | 4 | .862 | 3 | 1 | 28 | 5 | .848 | 16 | 2 | 1st |
| 4 | Utah | Western Athletic | Q | 27 | 5 | .844 | 1 | 1 | 28 | 6 | .824 | 15 | 3 | 1st |
| 3 | Villanova | Big East | Q | 25 | 7 | .781 | 0 | 1 | 25 | 8 | .758 | 14 | 4 | 2d |
| 4 | Virginia | Atlantic Coast | L | 22 | 8 | .733 | 3 | 1 | 25 | 9 | .735 | 12 | 4 | T1st |
| 1 | Wake Forest | Atlantic Coast | Q | 24 | 5 | .828 | 2 | 1 | 26 | 6 | .813 | 12 | 4 | T1st |
| 14 | Weber St. | Big Sky | Q | 20 | 8 | .714 | 1 | 1 | 21 | 9 | .700 | 11 | 3 | T1st |
| 8 | Western Ky. | Sun Belt | Q | 26 | 3 | .897 | 1 | 1 | 27 | 4 | .871 | 17 | 1 | 1st |
| 11 | Xavier | Midwestern | L | 23 | 4 | .852 | 0 | 1 | 23 | 5 | .821 | 14 | 0 | 1st |

1996 TOURNAMENT

| Seed | School | Conference | How | Pre-Tourney | | | Tourney | | Final | | | Conf. | | |
|------|--------------------|--------------------|-----|-------------|----|------|---------|---|-------|----|------|-------|----|------|
| | | | | W | L | Pct. | W | L | W | L | Pct. | W | L | Fin. |
| 3 | Arizona | Pacific-10 | L | 24 | 6 | .800 | 2 | 1 | 26 | 7 | .788 | 13 | 5 | 2d |
| 12 | Arkansas | Southeastern (W) | L | 18 | 12 | .600 | 2 | 1 | 20 | 13 | .606 | 9 | 7 | T2d |
| 14 | Austin Peay | Ohio Valley | Q | 19 | 10 | .655 | 0 | 1 | 19 | 11 | .633 | 10 | 6 | T2d |
| 11 | Boston College | Big East (6) | L | 18 | 10 | .643 | 1 | 1 | 19 | 11 | .633 | 10 | 8 | 3d |
| 8 | Bradley | Missouri Valley | L | 22 | 7 | .759 | 0 | 1 | 22 | 8 | .733 | 15 | 3 | 1st |
| 12 | California | Pacific-10 | L | 17 | 10 | .630 | 0 | 1 | 17 | 11 | .607 | 11 | 7 | 4th |
| 13 | Canisius | Metro Atlantic | Q | 19 | 10 | .655 | 0 | 1 | 19 | 11 | .633 | 10 | 4 | T1st |
| 2 | Cincinnati | Conference USA (B) | L | 25 | 4 | .862 | 3 | 1 | 28 | 5 | .848 | 11 | 3 | 1st |
| 9 | Clemson | Atlantic Coast | L | 18 | 10 | .643 | 0 | 1 | 18 | 11 | .621 | 7 | 9 | 6th |
| 16 | Colgate | Patriot | Q | 15 | 14 | .517 | 0 | 1 | 15 | 15 | .500 | 9 | 3 | T1st |
| 12 | Drexel | North Atlantic | Q | 26 | 3 | .897 | 1 | 1 | 27 | 4 | .871 | 17 | 1 | 1st |
| 8 | Duke | Atlantic Coast | L | 18 | 12 | .600 | 0 | 1 | 18 | 13 | .581 | 8 | 8 | T4th |
| 9 | Eastern Mich. | Mid-American | Q | 24 | 5 | .828 | 1 | 1 | 25 | 6 | .806 | 14 | 4 | 1st |
| 11 | George Washington | Atlantic 10 (W) | L | 21 | 7 | .750 | 0 | 1 | 21 | 8 | .724 | 13 | 3 | T1st |
| 2 | Georgetown | Big East (7) | L | 26 | 7 | .788 | 3 | 1 | 29 | 8 | .784 | 13 | 5 | 1st |
| 8 | Georgia | Southeastern (E) | L | 19 | 9 | .679 | 2 | 1 | 21 | 10 | .677 | 9 | 7 | 2d |
| 3 | Georgia Tech | Atlantic Coast | L | 22 | 11 | .667 | 2 | 1 | 24 | 12 | .667 | 13 | 3 | 1st |
| 8 | Green Bay | Midwestern | L | 25 | 3 | .893 | 0 | 1 | 25 | 4 | .862 | 16 | 0 | 1st |
| 6 | Indiana | Big Ten | L | 19 | 11 | .633 | 0 | 1 | 19 | 12 | .613 | 12 | 6 | T2d |
| 6 | Iowa | Big Ten | L | 22 | 8 | .733 | 1 | 1 | 23 | 9 | .719 | 11 | 7 | 4th |
| 5 | Iowa St. | Big Eight | Q | 23 | 8 | .742 | 1 | 1 | 24 | 9 | .727 | 9 | 5 | 2d |
| 2 | Kansas | Big Eight | L | 26 | 4 | .867 | 3 | 1 | 29 | 5 | .853 | 12 | 2 | 1st |
| 10 | Kansas St. | Big Eight | L | 17 | 11 | .607 | 0 | 1 | 17 | 12 | .586 | 7 | 7 | T4th |
| 1 | Kentucky | Southeastern (E) | L | 28 | 2 | .933 | 6 | 0 | 34 | 2 | .944 | 16 | 0 | 1st |
| 15 | La.-Monroe | Southland | Q | 16 | 13 | .552 | 0 | 1 | 16 | 14 | .533 | 13 | 5 | 1st |
| 6 | Louisville | Conference USA (W) | L | 20 | 11 | .645 | 2 | 1 | 22 | 12 | .647 | 10 | 4 | 2d |
| 4 | Marquette | Conference USA (B) | L | 22 | 7 | .759 | 1 | 1 | 23 | 8 | .742 | 10 | 4 | 2d |
| 7 | Maryland | Atlantic Coast | L | 17 | 12 | .586 | 0 | 1 | 17 | 13 | .567 | 8 | 8 | T4th |
| 1 | Massachusetts | Atlantic 10 (E) | Q | 31 | 1 | .969 | 4 | 1 | 35 | 2 | .946 | 15 | 1 | 1st |
| 5 | Memphis | Conference USA (W) | L | 22 | 7 | .759 | 0 | 1 | 22 | 8 | .733 | 11 | 3 | 1st |
| 7 | Michigan | Big Ten | L | 20 | 11 | .645 | 0 | 1 | 20 | 12 | .625 | 10 | 8 | T5th |
| 5 | Mississippi St. | Southeastern (W) | Q | 22 | 7 | .759 | 4 | 1 | 26 | 8 | .765 | 10 | 6 | 1st |
| 15 | Mississippi Val. | Southwestern | Q | 22 | 6 | .786 | 0 | 1 | 22 | 7 | .759 | 11 | 3 | T1st |
| 13 | Monmouth | Northeast | Q | 20 | 9 | .690 | 0 | 1 | 20 | 10 | .667 | 14 | 4 | T2d |
| 13 | Montana St. | Big Sky | Q | 21 | 8 | .724 | 0 | 1 | 21 | 9 | .700 | 11 | 3 | 1st |
| 7 | New Mexico | Western Athletic | Q | 27 | 4 | .871 | 1 | 1 | 28 | 5 | .848 | 14 | 4 | 2d |
| 11 | New Orleans | Sun Belt | Q | 21 | 8 | .724 | 0 | 1 | 21 | 9 | .700 | 14 | 4 | T1st |
| 6 | North Carolina | Atlantic Coast | L | 20 | 10 | .667 | 1 | 1 | 21 | 11 | .656 | 10 | 6 | 3d |
| 14 | Northern Ill. | Midwestern | Q | 20 | 9 | .690 | 0 | 1 | 20 | 10 | .667 | 10 | 6 | 3d |
| 10 | Oklahoma | Big Eight | L | 17 | 12 | .586 | 0 | 1 | 17 | 13 | .567 | 8 | 6 | 3d |
| 5 | Penn. St. | Big Ten | L | 21 | 6 | .778 | 0 | 1 | 21 | 7 | .750 | 12 | 6 | T2d |
| 14 | Portland | West Coast | Q | 19 | 10 | .655 | 0 | 1 | 19 | 11 | .633 | 7 | 7 | 5th |
| 13 | Princeton | Ivy | Q | 21 | 6 | .778 | 1 | 1 | 22 | 7 | .759 | 13 | 2 | 1st |
| 1 | Purdue | Big Ten | Q | 25 | 5 | .833 | 1 | 1 | 26 | 6 | .813 | 15 | 3 | 1st |
| 16 | San Jose St. | Big West | Q | 13 | 16 | .448 | 0 | 1 | 13 | 17 | .433 | 9 | 9 | T5th |
| 10 | Santa Clara | West Coast | L | 19 | 8 | .704 | 1 | 1 | 20 | 9 | .690 | 10 | 4 | T1st |
| 15 | South Carolina St. | Mid-Eastern | Q | 22 | 7 | .759 | 0 | 1 | 22 | 8 | .733 | 14 | 2 | T1st |
| 9 | Stanford | Pacific-10 | L | 19 | 8 | .704 | 1 | 1 | 20 | 9 | .690 | 12 | 6 | 3d |
| 4 | Syracuse | Big East (7) | L | 24 | 8 | .750 | 5 | 1 | 29 | 9 | .763 | 12 | 6 | 2d |
| 7 | Temple | Atlantic 10 (E) | L | 19 | 12 | .613 | 1 | 1 | 20 | 13 | .606 | 12 | 4 | 2d |
| 10 | Texas | Southwest | L | 20 | 9 | .690 | 1 | 1 | 21 | 10 | .677 | 10 | 4 | 3d |
| 3 | Texas Tech | Southwest | Q | 28 | 1 | .966 | 2 | 1 | 30 | 2 | .938 | 14 | 0 | 1st |
| 11 | Tulsa | Missouri Valley | Q | 22 | 7 | .759 | 0 | 1 | 22 | 8 | .733 | 12 | 6 | 3d |
| 16 | UCF | Trans America (E) | Q | 11 | 18 | .379 | 0 | 1 | 11 | 19 | .367 | 6 | 10 | T3d |
| 4 | UCLA | Pacific-10 | Q | 23 | 7 | .767 | 0 | 1 | 23 | 8 | .742 | 16 | 2 | 1st |
| 1 | UConn | Big East (6) | Q | 30 | 2 | .938 | 2 | 1 | 32 | 3 | .914 | 17 | 1 | 1st |
| 15 | UNC Greensboro | Big South | Q | 20 | 9 | .690 | 0 | 1 | 20 | 10 | .667 | 11 | 3 | 1st |
| 4 | Utah | Western Athletic | L | 25 | 6 | .806 | 2 | 1 | 27 | 7 | .794 | 15 | 3 | 1st |
| 14 | Valparaiso | Mid-Continent | Q | 21 | 10 | .677 | 0 | 1 | 21 | 11 | .656 | 13 | 5 | 1st |
| 12 | VCU | Colonial | Q | 24 | 8 | .750 | 0 | 1 | 24 | 9 | .727 | 14 | 2 | 1st |
| 3 | Villanova | Big East (6) | L | 25 | 6 | .806 | 1 | 1 | 26 | 7 | .788 | 14 | 4 | 2d |
| 9 | Virginia Tech | Atlantic 10 (W) | L | 22 | 5 | .815 | 1 | 1 | 23 | 6 | .793 | 13 | 3 | T1st |
| 2 | Wake Forest | Atlantic Coast | Q | 23 | 5 | .821 | 3 | 1 | 26 | 6 | .813 | 12 | 4 | 2d |
| 16 | Western Caro. | Southern (S) | Q | 17 | 12 | .586 | 0 | 1 | 17 | 13 | .567 | 10 | 4 | 1st |

1997 TOURNAMENT

| Seed | School | Conference | How | Pre-Tourney | | | Tourney | | Final | | | Conf. | | |
|------|---------------------|----------------------|-----|-------------|----|------|---------|---|-------|----|------|-------|----|------|
| | | | | W | L | Pct. | W | L | W | L | Pct. | W | L | Fin. |
| 4 | Arizona | Pacific-10 | L | 19 | 9 | .679 | 6 | 0 | 25 | 9 | .735 | 11 | 7 | 5th |
| 5 | Boston College | Big East (6) | Q | 21 | 8 | .724 | 1 | 1 | 22 | 9 | .710 | 12 | 6 | T1st |
| 12 | Boston U. | America East | Q | 25 | 4 | .862 | 0 | 1 | 25 | 5 | .833 | 17 | 1 | 1st |
| 14 | Butler | Midwestern | Q | 23 | 9 | .719 | 0 | 1 | 23 | 10 | .697 | 12 | 4 | 1st |
| 5 | California | Pacific-10 | L | 21 | 8 | .724 | 2 | 1 | 23 | 9 | .719 | 12 | 6 | T2d |
| 15 | Charleston So. | Big South | Q | 17 | 12 | .586 | 0 | 1 | 17 | 13 | .567 | 7 | 7 | 4th |
| 7 | Charlotte | Conference USA (W) | L | 21 | 8 | .724 | 1 | 1 | 22 | 9 | .710 | 10 | 4 | T1st |
| 14 | Chattanooga | Southern (S) | Q | 22 | 10 | .688 | 2 | 1 | 24 | 11 | .686 | 11 | 3 | 1st |
| 3 | Cincinnati | Conference USA (B) | L | 25 | 7 | .781 | 1 | 1 | 26 | 8 | .765 | 12 | 2 | 1st |
| 4 | Clemson | Atlantic Coast | L | 21 | 9 | .700 | 2 | 1 | 23 | 10 | .697 | 9 | 7 | T4th |
| 12 | Col. of Charleston | Trans America (E) | Q | 28 | 2 | .933 | 1 | 1 | 29 | 3 | .906 | 16 | 0 | 1st |
| 9 | Colorado | Big 12 | L | 21 | 9 | .700 | 1 | 1 | 22 | 10 | .688 | 11 | 5 | 2d |
| 15 | Coppin St. | Mid-Eastern | Q | 21 | 8 | .724 | 1 | 1 | 22 | 9 | .710 | 15 | 3 | 1st |
| 2 | Duke | Atlantic Coast | L | 23 | 8 | .742 | 1 | 1 | 24 | 9 | .727 | 12 | 4 | 1st |
| 16 | Fairfield | Metro Atlantic | Q | 11 | 18 | .379 | 0 | 1 | 11 | 19 | .367 | 2 | 12 | 8th |
| 10 | Georgetown | Big East (7) | L | 20 | 9 | .690 | 0 | 1 | 20 | 10 | .667 | 11 | 7 | 1st |
| 3 | Georgia | Southeastern (E) | L | 24 | 8 | .750 | 0 | 1 | 24 | 9 | .727 | 10 | 6 | 3d |
| 6 | Illinois | Big Ten | L | 21 | 9 | .700 | 1 | 1 | 22 | 10 | .688 | 11 | 7 | T4th |
| 11 | Illinois St. | Missouri Valley | Q | 24 | 5 | .828 | 0 | 1 | 24 | 6 | .800 | 14 | 4 | 1st |
| 8 | Indiana | Big Ten | L | 22 | 10 | .688 | 0 | 1 | 22 | 11 | .667 | 9 | 9 | T6th |
| 8 | Iowa | Big Ten | L | 21 | 9 | .700 | 1 | 1 | 22 | 10 | .688 | 12 | 6 | T2d |
| 6 | Iowa St. | Big 12 | L | 20 | 8 | .714 | 2 | 1 | 22 | 9 | .710 | 10 | 6 | T3d |
| 16 | Jackson St. | Southwestern | Q | 14 | 15 | .483 | 0 | 1 | 14 | 16 | .467 | 9 | 5 | 2d |
| 1 | Kansas | Big 12 | Q | 32 | 1 | .970 | 2 | 1 | 34 | 2 | .944 | 15 | 1 | 1st |
| 1 | Kentucky | Southeastern (E) | Q | 30 | 4 | .882 | 5 | 1 | 35 | 5 | .875 | 13 | 3 | 2d |
| 13 | LIU Brooklyn | Northeast | Q | 21 | 8 | .724 | 0 | 1 | 21 | 9 | .700 | 15 | 3 | 1st |
| 6 | Louisville | Conference USA (W) | L | 23 | 8 | .742 | 3 | 1 | 26 | 9 | .743 | 9 | 5 | 3d |
| 7 | Marquette | Conference USA (B) | Q | 22 | 8 | .733 | 0 | 1 | 22 | 9 | .710 | 9 | 5 | 2d |
| 5 | Maryland | Atlantic Coast | L | 21 | 10 | .677 | 0 | 1 | 21 | 11 | .656 | 9 | 7 | T4th |
| 11 | Massachusetts | Atlantic 10 (E) | L | 19 | 13 | .594 | 0 | 1 | 19 | 14 | .576 | 11 | 5 | 3d |
| 13 | Miami (OH) | Mid-American | Q | 21 | 8 | .724 | 0 | 1 | 21 | 9 | .700 | 13 | 5 | T1st |
| 1 | Minnesota | Big Ten | Q | 27 | 3 | .900 | 4 | 1 | 31 | 4 | .886 | 16 | 2 | 1st |
| 16 | Montana | Big Sky | Q | 21 | 10 | .677 | 0 | 1 | 21 | 11 | .656 | 11 | 5 | 2d |
| 15 | Murray St. | Ohio Valley | Q | 20 | 9 | .690 | 0 | 1 | 20 | 10 | .667 | 12 | 6 | T1st |
| 15 | Navy | Patriot | Q | 20 | 8 | .714 | 0 | 1 | 20 | 9 | .690 | 10 | 2 | 1st |
| 3 | New Mexico | Western Athletic (M) | L | 24 | 7 | .774 | 1 | 1 | 25 | 8 | .758 | 11 | 5 | 3d |
| 1 | North Carolina | Atlantic Coast | Q | 24 | 6 | .800 | 4 | 1 | 28 | 7 | .800 | 11 | 5 | T2d |
| 11 | Oklahoma | Big 12 | L | 19 | 10 | .655 | 0 | 1 | 19 | 11 | .633 | 9 | 7 | 6th |
| 14 | Old Dominion | Colonial | Q | 22 | 10 | .688 | 0 | 1 | 22 | 11 | .667 | 10 | 6 | T1st |
| 8 | Ole Miss | Southeastern (W) | L | 20 | 8 | .714 | 0 | 1 | 20 | 9 | .690 | 11 | 5 | 1st |
| 13 | Pacific | Big West (W) | Q | 24 | 5 | .828 | 0 | 1 | 24 | 6 | .800 | 12 | 4 | 1st |
| 12 | Princeton | Ivy | Q | 24 | 3 | .889 | 0 | 1 | 24 | 4 | .857 | 14 | 0 | 1st |
| 10 | Providence | Big East (7) | L | 21 | 11 | .656 | 3 | 1 | 24 | 12 | .667 | 10 | 8 | T2d |
| 8 | Purdue | Big Ten | L | 17 | 11 | .607 | 1 | 1 | 18 | 12 | .600 | 12 | 6 | T2d |
| 9 | Rhode Island | Atlantic 10 (E) | L | 20 | 9 | .690 | 0 | 1 | 20 | 10 | .667 | 12 | 4 | 2d |
| 4 | Saint Joseph's | Atlantic 10 (E) | Q | 24 | 6 | .800 | 2 | 1 | 26 | 7 | .788 | 13 | 3 | 1st |
| 13 | South Ala. | Sun Belt | Q | 23 | 6 | .793 | 0 | 1 | 23 | 7 | .767 | 14 | 4 | T1st |
| 2 | South Carolina | Southeastern (E) | L | 24 | 7 | .774 | 0 | 1 | 24 | 8 | .750 | 15 | 1 | 1st |
| 11 | Southern California | Pacific-10 | L | 17 | 10 | .630 | 0 | 1 | 17 | 11 | .607 | 12 | 6 | T2d |
| 14 | Saint Mary's (CA) | West Coast | Q | 23 | 7 | .767 | 0 | 1 | 23 | 8 | .742 | 10 | 4 | T1st |
| 6 | Stanford | Pacific-10 | L | 20 | 7 | .741 | 2 | 1 | 22 | 8 | .733 | 12 | 6 | T2d |
| 9 | Temple | Atlantic 10 (E) | L | 19 | 10 | .655 | 1 | 1 | 20 | 11 | .645 | 10 | 6 | 4th |
| 10 | Texas | Big 12 | L | 16 | 11 | .593 | 2 | 1 | 18 | 12 | .600 | 10 | 6 | T3d |
| 16 | Texas St. | Southland | Q | 16 | 12 | .571 | 0 | 1 | 16 | 13 | .552 | 10 | 6 | T1st |
| 5 | Tulsa | Western Athletic (M) | L | 23 | 9 | .719 | 1 | 1 | 24 | 10 | .706 | 12 | 4 | 2d |
| 2 | UCLA | Pacific-10 | Q | 21 | 7 | .750 | 3 | 1 | 24 | 8 | .750 | 15 | 3 | 1st |
| 2 | Utah | Western Athletic (M) | Q | 26 | 3 | .897 | 3 | 1 | 29 | 4 | .879 | 15 | 1 | 1st |
| 12 | Valparaiso | Mid-Continent | Q | 24 | 6 | .800 | 0 | 1 | 24 | 7 | .774 | 13 | 3 | 1st |
| 10 | Vanderbilt | Southeastern (E) | L | 19 | 11 | .633 | 0 | 1 | 19 | 12 | .613 | 9 | 7 | 4th |
| 4 | Villanova | Big East (6) | L | 23 | 9 | .719 | 1 | 1 | 24 | 10 | .706 | 12 | 6 | T1st |
| 9 | Virginia | Atlantic Coast | L | 18 | 12 | .600 | 0 | 1 | 18 | 13 | .581 | 7 | 9 | 6th |
| 3 | Wake Forest | Atlantic Coast | L | 23 | 6 | .793 | 1 | 1 | 24 | 7 | .774 | 11 | 5 | T2d |
| 7 | Wisconsin | Big Ten | L | 18 | 9 | .667 | 0 | 1 | 18 | 10 | .643 | 11 | 7 | T4th |
| 7 | Xavier | Atlantic 10 (W) | L | 22 | 5 | .815 | 1 | 1 | 23 | 6 | .793 | 13 | 3 | 1st |

1998 TOURNAMENT

| Seed | School | Conference | How | Pre-Tourney | | | Tourney | | Final | | | Conf. | | |
|------|---------------------|----------------------|-----|-------------|----|------|---------|---|-------|----|------|-------|----|------|
| | | | | W | L | Pct. | W | L | W | L | Pct. | W | L | Fin. |
| 1 | Arizona | Pacific-10 | Q | 27 | 4 | .871 | 3 | 1 | 30 | 5 | .857 | 17 | 1 | 1st |
| 6 | Arkansas | Southeastern (W) | L | 23 | 8 | .742 | 1 | 1 | 24 | 9 | .727 | 11 | 5 | 2d |
| 13 | Butler | Midwestern | Q | 22 | 10 | .688 | 0 | 1 | 22 | 11 | .667 | 8 | 6 | 3d |
| 8 | Charlotte | Conference USA (A) | L | 19 | 10 | .655 | 1 | 1 | 20 | 11 | .645 | 13 | 3 | 2d |
| 2 | Cincinnati | Conference USA (A) | Q | 26 | 5 | .839 | 1 | 1 | 27 | 6 | .818 | 14 | 2 | 1st |
| 6 | Clemson | Atlantic Coast | L | 18 | 13 | .581 | 0 | 1 | 18 | 14 | .563 | 7 | 9 | T4th |
| 14 | Col. of Charleston | Trans America (E) | Q | 24 | 5 | .828 | 0 | 1 | 24 | 6 | .800 | 14 | 2 | 1st |
| 14 | Davidson | Southern (N) | Q | 20 | 9 | .690 | 0 | 1 | 20 | 10 | .667 | 13 | 2 | T1st |
| 15 | Delaware | America East | Q | 20 | 9 | .690 | 0 | 1 | 20 | 10 | .667 | 12 | 6 | T1st |
| 10 | Detroit Mercy | Midwestern | L | 24 | 5 | .828 | 1 | 1 | 25 | 6 | .806 | 12 | 2 | T1st |
| 1 | Duke | Atlantic Coast | L | 29 | 3 | .906 | 3 | 1 | 32 | 4 | .889 | 15 | 1 | 1st |
| 13 | Eastern Mich. | Mid-American (W) | Q | 20 | 9 | .690 | 0 | 1 | 20 | 10 | .667 | 13 | 5 | T3d |
| 15 | Fairleigh Dickinson | Northeast | Q | 23 | 6 | .793 | 0 | 1 | 23 | 7 | .767 | 13 | 3 | 2d |
| 12 | Florida St. | Atlantic Coast | L | 17 | 13 | .567 | 1 | 1 | 18 | 14 | .563 | 6 | 10 | T6th |
| 9 | George Washington | Atlantic 10 (W) | L | 24 | 8 | .750 | 0 | 1 | 24 | 9 | .727 | 11 | 5 | T1st |
| 9 | Ill.-Chicago | Midwestern | L | 22 | 5 | .815 | 0 | 1 | 22 | 6 | .786 | 12 | 2 | T1st |
| 5 | Illinois | Big Ten | L | 22 | 9 | .710 | 1 | 1 | 23 | 10 | .697 | 13 | 3 | T1st |
| 9 | Illinois St. | Missouri Valley | Q | 24 | 5 | .828 | 1 | 1 | 25 | 6 | .806 | 16 | 2 | 1st |
| 7 | Indiana | Big Ten | L | 19 | 11 | .633 | 1 | 1 | 20 | 12 | .625 | 9 | 7 | T5th |
| 12 | Iona | Metro Atlantic | Q | 27 | 5 | .844 | 0 | 1 | 27 | 6 | .818 | 15 | 3 | 1st |
| 1 | Kansas | Big 12 | Q | 34 | 3 | .919 | 1 | 1 | 35 | 4 | .897 | 15 | 1 | 1st |
| 2 | Kentucky | Southeastern (E) | Q | 29 | 4 | .879 | 6 | 0 | 35 | 4 | .897 | 14 | 2 | 1st |
| 4 | Maryland | Atlantic Coast | L | 19 | 10 | .655 | 2 | 1 | 21 | 11 | .656 | 10 | 6 | 3d |
| 7 | Massachusetts | Atlantic 10 (E) | L | 21 | 10 | .677 | 0 | 1 | 21 | 11 | .656 | 12 | 4 | T2d |
| 11 | Miami (FL) | Big East (7) | L | 18 | 9 | .667 | 0 | 1 | 18 | 10 | .643 | 11 | 7 | 2d |
| 3 | Michigan | Big Ten | Q | 24 | 8 | .750 | 1 | 1 | 25 | 9 | .735 | 11 | 5 | 4th |
| 4 | Michigan St. | Big Ten | L | 20 | 7 | .741 | 2 | 1 | 22 | 8 | .733 | 13 | 3 | T1st |
| 9 | Murray St. | Ohio Valley | Q | 29 | 3 | .906 | 0 | 1 | 29 | 4 | .879 | 16 | 2 | 1st |
| 16 | Navy | Patriot | Q | 19 | 10 | .655 | 0 | 1 | 19 | 11 | .633 | 10 | 2 | T1st |
| 11 | Nebraska | Big 12 | L | 20 | 11 | .645 | 0 | 1 | 20 | 12 | .625 | 10 | 6 | 4th |
| 4 | New Mexico | Western Athletic (M) | L | 23 | 7 | .767 | 1 | 1 | 24 | 8 | .750 | 11 | 3 | 2d |
| 16 | Nicholls St. | Southland | Q | 19 | 9 | .679 | 0 | 1 | 19 | 10 | .655 | 15 | 1 | 1st |
| 1 | North Carolina | Atlantic Coast | Q | 30 | 3 | .909 | 4 | 1 | 34 | 4 | .895 | 13 | 3 | 2d |
| 15 | Northern Ariz. | Big Sky | Q | 21 | 7 | .750 | 0 | 1 | 21 | 8 | .724 | 13 | 3 | 1st |
| 10 | Oklahoma | Big 12 | L | 22 | 10 | .688 | 0 | 1 | 22 | 11 | .667 | 11 | 5 | T2d |
| 8 | Oklahoma St. | Big 12 | L | 21 | 6 | .778 | 1 | 1 | 22 | 7 | .759 | 11 | 5 | T2d |
| 4 | Ole Miss | Southeastern (W) | L | 19 | 10 | .655 | 0 | 1 | 19 | 11 | .633 | 12 | 4 | 1st |
| 16 | Prairie View | Southwestern | Q | 13 | 16 | .448 | 0 | 1 | 13 | 17 | .433 | 6 | 10 | T6th |
| 5 | Princeton | Ivy | Q | 26 | 1 | .963 | 1 | 1 | 27 | 2 | .931 | 14 | 0 | 1st |
| 2 | Purdue | Big Ten | L | 26 | 7 | .788 | 2 | 1 | 28 | 8 | .778 | 12 | 4 | 3d |
| 16 | Radford | Big South | Q | 20 | 9 | .690 | 0 | 1 | 20 | 10 | .667 | 10 | 2 | 2d |
| 8 | Rhode Island | Atlantic 10 (E) | L | 22 | 8 | .733 | 3 | 1 | 25 | 9 | .735 | 12 | 4 | T2d |
| 14 | Richmond | Colonial | Q | 22 | 7 | .759 | 1 | 1 | 23 | 8 | .742 | 12 | 4 | 3d |
| 10 | Saint Louis | Conference USA (A) | L | 21 | 10 | .677 | 1 | 1 | 22 | 11 | .667 | 11 | 5 | 3d |
| 14 | San Francisco | West Coast | Q | 19 | 10 | .655 | 0 | 1 | 19 | 11 | .633 | 7 | 7 | T4th |
| 12 | South Ala. | Sun Belt | Q | 21 | 6 | .778 | 0 | 1 | 21 | 7 | .750 | 14 | 4 | T1st |
| 3 | South Carolina | Southeastern (E) | L | 23 | 7 | .767 | 0 | 1 | 23 | 8 | .742 | 11 | 5 | 2d |
| 15 | South Carolina St. | Mid-Eastern | Q | 22 | 7 | .759 | 0 | 1 | 22 | 8 | .733 | 16 | 2 | 2d |
| 7 | St. John's (NY) | Big East (6) | L | 22 | 9 | .710 | 0 | 1 | 22 | 10 | .688 | 13 | 5 | 2d |
| 3 | Stanford | Pacific-10 | L | 26 | 4 | .867 | 4 | 1 | 30 | 5 | .857 | 15 | 3 | 2d |
| 5 | Syracuse | Big East (7) | L | 24 | 8 | .750 | 2 | 1 | 26 | 9 | .743 | 12 | 6 | 1st |
| 5 | TCU | Western Athletic (P) | L | 27 | 5 | .844 | 0 | 1 | 27 | 6 | .818 | 14 | 0 | 1st |
| 7 | Temple | Atlantic 10 (E) | L | 21 | 8 | .724 | 0 | 1 | 21 | 9 | .700 | 13 | 3 | 1st |
| 8 | Tennessee | Southeastern (E) | L | 20 | 8 | .714 | 0 | 1 | 20 | 9 | .690 | 9 | 7 | 3d |
| 6 | UCLA | Pacific-10 | L | 22 | 8 | .733 | 2 | 1 | 24 | 9 | .727 | 12 | 6 | 3d |
| 2 | UConn | Big East (6) | Q | 29 | 4 | .879 | 3 | 1 | 32 | 5 | .865 | 15 | 3 | 1st |
| 12 | UNLV | Western Athletic (M) | Q | 20 | 12 | .625 | 0 | 1 | 20 | 13 | .606 | 7 | 7 | 5th |
| 3 | Utah | Western Athletic (M) | L | 25 | 3 | .893 | 5 | 1 | 30 | 4 | .882 | 12 | 2 | 1st |
| 13 | Utah St. | Big West (E) | Q | 25 | 7 | .781 | 0 | 1 | 25 | 8 | .758 | 13 | 3 | 1st |
| 13 | Valparaiso | Mid-Continent | Q | 21 | 9 | .700 | 2 | 1 | 23 | 10 | .697 | 13 | 3 | 1st |
| 11 | Washington | Pacific-10 | L | 18 | 9 | .667 | 2 | 1 | 20 | 10 | .667 | 11 | 7 | 4th |
| 10 | West Virginia | Big East (6) | L | 22 | 8 | .733 | 2 | 1 | 24 | 9 | .727 | 11 | 7 | 3d |
| 11 | Western Mich. | Mid-American (W) | L | 20 | 7 | .741 | 1 | 1 | 21 | 8 | .724 | 14 | 4 | T1st |
| 6 | Xavier | Atlantic 10 (W) | Q | 22 | 7 | .759 | 0 | 1 | 22 | 8 | .733 | 11 | 5 | T1st |

1999 TOURNAMENT

| Seed | School | Conference | How | Pre-Tourney | | | Tourney | | Final | | | Conf. | | |
|------|--------------------|----------------------|-----|-------------|----|------|---------|---|-------|----|------|-------|----|------|
| | | | | W | L | Pct. | W | L | W | L | Pct. | W | L | Fin. |
| 15 | Alcorn | Southwestern | Q | 23 | 6 | .793 | 0 | 1 | 23 | 7 | .767 | 14 | 2 | 1st |
| 4 | Arizona | Pacific-10 | L | 22 | 6 | .786 | 0 | 1 | 22 | 7 | .759 | 13 | 5 | 2d |
| 4 | Arkansas | Southeastern (W) | L | 22 | 10 | .688 | 1 | 1 | 23 | 11 | .676 | 9 | 7 | 2d |
| 15 | Arkansas St. | Sun Belt | Q | 18 | 11 | .621 | 0 | 1 | 18 | 12 | .600 | 9 | 5 | 2d |
| 1 | Auburn | Southeastern (W) | L | 27 | 3 | .900 | 2 | 1 | 29 | 4 | .879 | 14 | 2 | 1st |
| 5 | Charlotte | Conference USA (A) | Q | 22 | 10 | .688 | 1 | 1 | 23 | 11 | .676 | 10 | 6 | T3d |
| 3 | Cincinnati | Conference USA (A) | L | 26 | 5 | .839 | 1 | 1 | 27 | 6 | .818 | 12 | 4 | 1st |
| 8 | Col. of Charleston | Southern (S) | Q | 28 | 2 | .933 | 0 | 1 | 28 | 3 | .903 | 16 | 0 | 1st |
| 10 | Creighton | Missouri Valley | Q | 21 | 8 | .724 | 1 | 1 | 22 | 9 | .710 | 11 | 7 | T2d |
| 13 | Delaware | America East | Q | 25 | 5 | .833 | 0 | 1 | 25 | 6 | .806 | 15 | 3 | T1st |
| 12 | Detroit Mercy | Midwestern | Q | 24 | 5 | .828 | 1 | 1 | 25 | 6 | .806 | 12 | 2 | 1st |
| 1 | Duke | Atlantic Coast | Q | 32 | 1 | .970 | 5 | 1 | 37 | 2 | .949 | 16 | 0 | 1st |
| 11 | Evansville | Missouri Valley | L | 23 | 9 | .719 | 0 | 1 | 23 | 10 | .697 | 13 | 5 | 1st |
| 6 | Florida | Southeastern (E) | L | 20 | 8 | .714 | 2 | 1 | 22 | 9 | .710 | 10 | 6 | 3d |
| 16 | Florida A&M | Mid-Eastern | Q | 12 | 18 | .400 | 0 | 1 | 12 | 19 | .387 | 8 | 11 | 8th |
| 14 | George Mason | Colonial | Q | 19 | 10 | .655 | 0 | 1 | 19 | 11 | .633 | 13 | 3 | 1st |
| 11 | George Washington | Atlantic 10 (W) | L | 20 | 8 | .714 | 0 | 1 | 20 | 9 | .690 | 13 | 3 | 1st |
| 10 | Gonzaga | West Coast | Q | 25 | 6 | .806 | 3 | 1 | 28 | 7 | .800 | 12 | 2 | 1st |
| 6 | Indiana | Big Ten | L | 22 | 10 | .688 | 1 | 1 | 23 | 11 | .676 | 9 | 7 | T3d |
| 5 | Iowa | Big Ten | L | 18 | 9 | .667 | 2 | 1 | 20 | 10 | .667 | 9 | 7 | T3d |
| 6 | Kansas | Big 12 | Q | 22 | 9 | .710 | 1 | 1 | 23 | 10 | .697 | 11 | 5 | T2d |
| 11 | Kent St. | Mid-American (E) | Q | 23 | 6 | .793 | 0 | 1 | 23 | 7 | .767 | 13 | 5 | 2d |
| 3 | Kentucky | Southeastern (E) | Q | 25 | 8 | .758 | 3 | 1 | 28 | 9 | .757 | 11 | 5 | 2d |
| 15 | Lafayette | Patriot | Q | 22 | 7 | .759 | 0 | 1 | 22 | 8 | .733 | 10 | 2 | 1st |
| 7 | Louisville | Conference USA (A) | L | 19 | 10 | .655 | 0 | 1 | 19 | 11 | .633 | 11 | 5 | 2d |
| 2 | Maryland | Atlantic Coast | L | 26 | 5 | .839 | 2 | 1 | 28 | 6 | .824 | 13 | 3 | 2d |
| 2 | Miami (FL) | Big East | L | 22 | 6 | .786 | 1 | 1 | 23 | 7 | .767 | 22 | 6 | 2d |
| 10 | Miami (OH) | Mid-American (E) | L | 22 | 7 | .759 | 2 | 1 | 24 | 8 | .750 | 15 | 3 | 1st |
| 1 | Michigan St. | Big Ten | Q | 29 | 4 | .879 | 4 | 1 | 33 | 5 | .868 | 15 | 1 | 1st |
| 7 | Minnesota | Big Ten | L | 17 | 10 | .630 | 0 | 1 | 17 | 11 | .607 | 8 | 8 | 6th |
| 8 | Missouri | Big 12 | L | 20 | 8 | .714 | 0 | 1 | 20 | 9 | .690 | 11 | 5 | T2d |
| 12 | Missouri St. | Missouri Valley | L | 20 | 10 | .667 | 2 | 1 | 22 | 11 | .667 | 11 | 7 | T2d |
| 16 | Mount St. Mary's | Northeast | Q | 15 | 14 | .517 | 0 | 1 | 15 | 15 | .500 | 10 | 10 | T5th |
| 13 | Murray St. | Ohio Valley | Q | 27 | 5 | .844 | 0 | 1 | 27 | 6 | .818 | 16 | 2 | 1st |
| 9 | New Mexico | Western Athletic (P) | L | 24 | 8 | .750 | 1 | 1 | 25 | 9 | .735 | 9 | 5 | T2d |
| 14 | New Mexico St. | Big West (E) | Q | 23 | 9 | .719 | 0 | 1 | 23 | 10 | .697 | 12 | 4 | T1st |
| 3 | North Carolina | Atlantic Coast | L | 24 | 9 | .727 | 0 | 1 | 24 | 10 | .706 | 10 | 6 | 3d |
| 4 | Ohio St. | Big Ten | L | 23 | 8 | .742 | 4 | 1 | 27 | 9 | .750 | 12 | 4 | 2d |
| 13 | Oklahoma | Big 12 | L | 20 | 10 | .667 | 2 | 1 | 22 | 11 | .667 | 11 | 5 | T2d |
| 9 | Oklahoma St. | Big 12 | L | 22 | 10 | .688 | 1 | 1 | 23 | 11 | .676 | 10 | 6 | T5th |
| 9 | Ole Miss | Southeastern (W) | L | 19 | 12 | .613 | 1 | 1 | 20 | 13 | .606 | 8 | 8 | T3d |
| 11 | Penn | Ivy | Q | 21 | 5 | .808 | 0 | 1 | 21 | 6 | .778 | 12 | 1 | 1st |
| 10 | Purdue | Big Ten | L | 19 | 12 | .613 | 2 | 1 | 21 | 13 | .618 | 7 | 9 | 7th |
| 12 | Rhode Island | Atlantic 10 (E) | Q | 20 | 12 | .625 | 0 | 1 | 20 | 13 | .606 | 10 | 6 | 2d |
| 14 | Samford | Trans America | Q | 24 | 5 | .828 | 0 | 1 | 24 | 6 | .800 | 15 | 1 | 1st |
| 13 | Siena | Metro Atlantic | Q | 25 | 5 | .833 | 0 | 1 | 25 | 6 | .806 | 13 | 5 | T1st |
| 3 | St. John's (NY) | Big East | L | 25 | 8 | .758 | 3 | 1 | 28 | 9 | .757 | 14 | 4 | 3d |
| 2 | Stanford | Pacific-10 | Q | 25 | 6 | .806 | 1 | 1 | 26 | 7 | .788 | 15 | 3 | 1st |
| 8 | Syracuse | Big East | L | 21 | 11 | .656 | 0 | 1 | 21 | 12 | .636 | 10 | 8 | T4th |
| 6 | Temple | Atlantic 10 (E) | L | 21 | 10 | .677 | 3 | 1 | 24 | 11 | .686 | 13 | 3 | 1st |
| 4 | Tennessee | Southeastern (E) | L | 20 | 8 | .714 | 1 | 1 | 21 | 9 | .700 | 12 | 4 | 1st |
| 7 | Texas | Big 12 | L | 19 | 12 | .613 | 0 | 1 | 19 | 13 | .594 | 13 | 3 | 1st |
| 9 | Tulsa | Western Athletic (M) | L | 22 | 9 | .710 | 1 | 1 | 23 | 10 | .697 | 9 | 5 | T1st |
| 12 | UAB | Conference USA (N) | L | 20 | 11 | .645 | 0 | 1 | 20 | 12 | .625 | 10 | 6 | 1st |
| 5 | UCLA | Pacific-10 | L | 22 | 8 | .733 | 0 | 1 | 22 | 9 | .710 | 12 | 6 | 3d |
| 1 | UConn | Big East | Q | 28 | 2 | .933 | 6 | 0 | 34 | 2 | .944 | 16 | 2 | 1st |
| 2 | Utah | Western Athletic (P) | Q | 27 | 4 | .871 | 1 | 1 | 28 | 5 | .848 | 14 | 0 | 1st |
| 16 | UTSA | Southland | Q | 18 | 10 | .643 | 0 | 1 | 18 | 11 | .621 | 13 | 5 | 1st |
| 15 | Valparaiso | Mid-Continent | Q | 23 | 8 | .742 | 0 | 1 | 23 | 9 | .719 | 10 | 4 | T1st |
| 8 | Villanova | Big East | L | 21 | 10 | .677 | 0 | 1 | 21 | 11 | .656 | 10 | 8 | T4th |
| 7 | Washington | Pacific-10 | L | 17 | 11 | .607 | 0 | 1 | 17 | 12 | .586 | 10 | 8 | 4th |
| 14 | Weber St. | Big Sky | Q | 24 | 7 | .774 | 1 | 1 | 25 | 8 | .758 | 13 | 3 | 1st |
| 16 | Winthrop | Big South | Q | 21 | 7 | .750 | 0 | 1 | 21 | 8 | .724 | 9 | 1 | 1st |
| 5 | Wisconsin | Big Ten | L | 22 | 9 | .710 | 0 | 1 | 22 | 10 | .688 | 9 | 7 | T3d |

2000 TOURNAMENT

| Seed | School | Conference | How | Pre-Tourney | | | Tourney | | Final | | | Conf. | | |
|------|--------------------|--------------------|-----|-------------|----|------|---------|---|-------|----|------|-------|----|------|
| | | | | W | L | Pct. | W | L | W | L | Pct. | W | L | Fin. |
| 14 | App State | Southern (N) | Q | 23 | 8 | .742 | 0 | 1 | 23 | 9 | .719 | 13 | 3 | 1st |
| 1 | Arizona | Pacific-10 | Q | 26 | 6 | .813 | 1 | 1 | 27 | 7 | .794 | 15 | 3 | T1st |
| 11 | Arkansas | Southeastern (W) | Q | 19 | 14 | .576 | 0 | 1 | 19 | 15 | .559 | 7 | 9 | 3d |
| 7 | Auburn | Southeastern (W) | L | 23 | 9 | .719 | 1 | 1 | 24 | 10 | .706 | 9 | 7 | 2d |
| 11 | Ball St. | Mid-American (W) | Q | 22 | 8 | .733 | 0 | 1 | 22 | 9 | .710 | 11 | 7 | T1st |
| 12 | Butler | Midwestern | Q | 23 | 7 | .767 | 0 | 1 | 23 | 8 | .742 | 12 | 2 | 1st |
| 15 | Central Conn. St. | Northeast | Q | 25 | 5 | .833 | 0 | 1 | 25 | 6 | .806 | 15 | 3 | 1st |
| 2 | Cincinnati | Conference USA (A) | L | 28 | 3 | .903 | 1 | 1 | 29 | 4 | .879 | 16 | 0 | 1st |
| 10 | Creighton | Missouri Valley | Q | 23 | 9 | .719 | 0 | 1 | 23 | 10 | .697 | 11 | 7 | 4th |
| 11 | Dayton | Atlantic 10 (W) | L | 22 | 8 | .733 | 0 | 1 | 22 | 9 | .710 | 11 | 5 | 1st |
| 9 | DePaul | Conference USA (A) | L | 21 | 11 | .656 | 0 | 1 | 21 | 12 | .636 | 9 | 7 | 3d |
| 1 | Duke | Atlantic Coast | Q | 27 | 4 | .871 | 2 | 1 | 29 | 5 | .853 | 15 | 1 | 1st |
| 5 | Florida | Southeastern (E) | L | 24 | 7 | .774 | 5 | 1 | 29 | 8 | .784 | 12 | 4 | T1st |
| 9 | Fresno St. | Western Athletic | Q | 24 | 9 | .727 | 0 | 1 | 24 | 10 | .706 | 11 | 3 | 2d |
| 10 | Gonzaga | West Coast | Q | 24 | 8 | .750 | 2 | 1 | 26 | 9 | .743 | 10 | 3 | 2d |
| 14 | Hofstra | America East | Q | 24 | 6 | .800 | 0 | 1 | 24 | 7 | .774 | 16 | 2 | 1st |
| 4 | Illinois | Big Ten | L | 21 | 9 | .700 | 1 | 1 | 22 | 10 | .688 | 11 | 5 | 4th |
| 6 | Indiana | Big Ten | L | 20 | 8 | .714 | 0 | 1 | 20 | 9 | .690 | 10 | 6 | 5th |
| 12 | Indiana St. | Missouri Valley | L | 22 | 9 | .710 | 0 | 1 | 22 | 10 | .688 | 14 | 4 | 1st |
| 14 | Iona | Metro Atlantic | Q | 20 | 10 | .667 | 0 | 1 | 20 | 11 | .645 | 13 | 5 | 2d |
| 2 | Iowa St. | Big 12 | Q | 29 | 4 | .879 | 3 | 1 | 32 | 5 | .865 | 14 | 2 | 1st |
| 16 | Jackson St. | Southwestern | Q | 17 | 15 | .531 | 0 | 1 | 17 | 16 | .515 | 10 | 8 | T4th |
| 8 | Kansas | Big 12 | L | 23 | 9 | .719 | 1 | 1 | 24 | 10 | .706 | 11 | 5 | 5th |
| 5 | Kentucky | Southeastern (E) | L | 22 | 9 | .710 | 1 | 1 | 23 | 10 | .697 | 12 | 4 | T1st |
| 13 | Louisiana | Sun Belt | Q | 25 | 8 | .758 | 0 | 1 | 25 | 9 | .735 | 13 | 3 | T1st |
| 15 | Lafayette | Patriot | Q | 24 | 6 | .800 | 0 | 1 | 24 | 7 | .774 | 11 | 1 | T1st |
| 16 | Lamar University | Southland | Q | 15 | 15 | .500 | 0 | 1 | 15 | 16 | .484 | 8 | 10 | T6th |
| 7 | Louisville | Conference USA (A) | L | 19 | 11 | .633 | 0 | 1 | 19 | 12 | .613 | 10 | 6 | 2d |
| 4 | LSU | Southeastern (W) | L | 26 | 5 | .839 | 2 | 1 | 28 | 6 | .824 | 12 | 4 | 1st |
| 3 | Maryland | Atlantic Coast | L | 24 | 9 | .727 | 1 | 1 | 25 | 10 | .714 | 11 | 5 | 2d |
| 6 | Miami (FL) | Big East | L | 21 | 10 | .677 | 2 | 1 | 23 | 11 | .676 | 13 | 3 | T1st |
| 1 | Michigan St. | Big Ten | Q | 26 | 7 | .788 | 6 | 0 | 32 | 7 | .821 | 13 | 3 | T1st |
| 9 | Missouri | Big 12 | L | 18 | 12 | .600 | 0 | 1 | 18 | 13 | .581 | 10 | 6 | 6th |
| 8 | North Carolina | Atlantic Coast | L | 18 | 13 | .581 | 4 | 1 | 22 | 14 | .611 | 9 | 7 | T3d |
| 15 | Northern Ariz. | Big Sky | Q | 20 | 10 | .667 | 0 | 1 | 20 | 11 | .645 | 11 | 5 | 3d |
| 3 | Ohio St. | Big Ten | L | 22 | 6 | .786 | 1 | 1 | 23 | 7 | .767 | 13 | 3 | T1st |
| 3 | Oklahoma | Big 12 | L | 26 | 6 | .813 | 1 | 1 | 27 | 7 | .794 | 12 | 4 | T3d |
| 3 | Oklahoma St. | Big 12 | L | 24 | 6 | .800 | 3 | 1 | 27 | 7 | .794 | 12 | 4 | T3d |
| 7 | Oregon | Pacific-10 | L | 22 | 7 | .759 | 0 | 1 | 22 | 8 | .733 | 13 | 5 | 3d |
| 13 | Penn | Ivy | Q | 21 | 7 | .750 | 0 | 1 | 21 | 8 | .724 | 14 | 0 | 1st |
| 11 | Pepperdine | West Coast | L | 24 | 8 | .750 | 1 | 1 | 25 | 9 | .735 | 12 | 2 | 1st |
| 6 | Purdue | Big Ten | L | 21 | 9 | .700 | 3 | 1 | 24 | 10 | .706 | 12 | 4 | 3d |
| 9 | Saint Louis | Conference USA (A) | Q | 19 | 13 | .594 | 0 | 1 | 19 | 14 | .576 | 7 | 9 | T5th |
| 13 | Samford | Trans America | Q | 21 | 10 | .677 | 0 | 1 | 21 | 11 | .656 | 12 | 6 | T3d |
| 10 | Seton Hall | Big East | L | 20 | 9 | .690 | 2 | 1 | 22 | 10 | .688 | 10 | 6 | T4th |
| 16 | South Carolina St. | Mid-Eastern | Q | 20 | 13 | .606 | 0 | 1 | 20 | 14 | .588 | 14 | 5 | 1st |
| 13 | Southeast Mo. St. | Ohio Valley | Q | 24 | 6 | .800 | 0 | 1 | 24 | 7 | .774 | 14 | 4 | T1st |
| 12 | St. Bonaventure | Atlantic 10 (E) | L | 21 | 9 | .700 | 0 | 1 | 21 | 10 | .677 | 11 | 5 | 2d |
| 2 | St. John's (NY) | Big East | Q | 24 | 7 | .774 | 1 | 1 | 25 | 8 | .758 | 12 | 4 | 3d |
| 1 | Stanford | Pacific-10 | L | 26 | 3 | .897 | 1 | 1 | 27 | 4 | .871 | 15 | 3 | T1st |
| 4 | Syracuse | Big East | L | 24 | 5 | .828 | 2 | 1 | 26 | 6 | .813 | 13 | 3 | T1st |
| 2 | Temple | Atlantic 10 (E) | Q | 26 | 5 | .839 | 1 | 1 | 27 | 6 | .818 | 14 | 2 | 1st |
| 4 | Tennessee | Southeastern (E) | L | 24 | 6 | .800 | 2 | 1 | 26 | 7 | .788 | 12 | 4 | T1st |
| 5 | Texas | Big 12 | L | 23 | 8 | .742 | 1 | 1 | 24 | 9 | .727 | 13 | 3 | 2d |
| 7 | Tulsa | Western Athletic | L | 29 | 4 | .879 | 3 | 1 | 32 | 5 | .865 | 12 | 3 | 1st |
| 6 | UCLA | Pacific-10 | L | 19 | 11 | .633 | 2 | 1 | 21 | 12 | .636 | 10 | 8 | T4th |
| 5 | UConn | Big East | L | 24 | 9 | .727 | 1 | 1 | 25 | 10 | .714 | 10 | 6 | T4th |
| 15 | UNCW | Colonial | Q | 18 | 12 | .600 | 0 | 1 | 18 | 13 | .581 | 8 | 8 | 4th |
| 10 | UNLV | Mountain West | L | 23 | 7 | .767 | 0 | 1 | 23 | 8 | .742 | 10 | 4 | T1st |
| 8 | Utah | Mountain West | L | 22 | 8 | .733 | 1 | 1 | 23 | 9 | .719 | 10 | 4 | T1st |
| 12 | Utah St. | Big West (E) | Q | 28 | 5 | .848 | 0 | 1 | 28 | 6 | .824 | 16 | 0 | 1st |
| 16 | Valparaiso | Mid-Continent | Q | 19 | 12 | .613 | 0 | 1 | 19 | 13 | .594 | 10 | 6 | T2d |
| 14 | Winthrop | Big South | Q | 21 | 8 | .724 | 0 | 1 | 21 | 9 | .700 | 11 | 3 | 2d |
| 8 | Wisconsin | Big Ten | L | 18 | 13 | .581 | 4 | 1 | 22 | 14 | .611 | 8 | 8 | 6th |

2001 TOURNAMENT

| Seed | School | Conference | How | Pre-Tourney | | | Tourney | | Final | | | Conf. | | |
|------|---------------------|--------------------|-----|-------------|----|------|---------|---|-------|----|------|-------|---|------|
| | | | | W | L | Pct. | W | L | W | L | Pct. | W | L | Fin. |
| 16 | Alabama St. | Southwestern | Q | 22 | 8 | .733 | 0 | 1 | 22 | 9 | .710 | 15 | 3 | 1st |
| 2 | Arizona | Pacific-10 | L | 23 | 7 | .767 | 5 | 1 | 28 | 8 | .778 | 15 | 3 | 2d |
| 7 | Arkansas | Southeastern (W) | L | 20 | 10 | .667 | 0 | 1 | 20 | 11 | .645 | 10 | 6 | 2d |
| 3 | Boston College | Big East (E) | Q | 26 | 4 | .867 | 1 | 1 | 27 | 5 | .844 | 13 | 3 | 1st |
| 10 | Butler | Midwestern | Q | 23 | 7 | .767 | 1 | 1 | 24 | 8 | .750 | 11 | 3 | 1st |
| 12 | BYU | Mountain West | Q | 24 | 8 | .750 | 0 | 1 | 24 | 9 | .727 | 10 | 4 | T1st |
| 13 | Cal St. Northridge | Big Sky | Q | 22 | 9 | .710 | 0 | 1 | 22 | 10 | .688 | 13 | 3 | 1st |
| 8 | California | Pacific-10 | L | 20 | 10 | .667 | 0 | 1 | 20 | 11 | .645 | 11 | 7 | T4th |
| 9 | Charlotte | Conference USA (A) | Q | 21 | 10 | .677 | 1 | 1 | 22 | 11 | .667 | 10 | 6 | 2d |
| 5 | Cincinnati | Conference USA (A) | L | 23 | 9 | .719 | 2 | 1 | 25 | 10 | .714 | 11 | 5 | 1st |
| 10 | Creighton | Missouri Valley | L | 24 | 7 | .774 | 0 | 1 | 24 | 8 | .750 | 14 | 4 | 1st |
| 1 | Duke | Atlantic Coast | Q | 29 | 4 | .879 | 6 | 0 | 35 | 4 | .897 | 13 | 3 | T1st |
| 15 | Eastern Ill. | Ohio Valley | Q | 21 | 9 | .700 | 0 | 1 | 21 | 10 | .677 | 11 | 5 | T2d |
| 3 | Florida | Southeastern (E) | L | 23 | 6 | .793 | 1 | 1 | 24 | 7 | .774 | 12 | 4 | T1st |
| 9 | Fresno St. | Western Athletic | L | 25 | 6 | .806 | 1 | 1 | 26 | 7 | .788 | 13 | 3 | 1st |
| 14 | George Mason | Colonial | Q | 18 | 11 | .621 | 0 | 1 | 18 | 12 | .600 | 11 | 5 | T2d |
| 10 | Georgetown | Big East (W) | L | 23 | 7 | .767 | 2 | 1 | 25 | 8 | .758 | 9 | 6 | T2d |
| 8 | Georgia | Southeastern (E) | L | 16 | 14 | .533 | 0 | 1 | 16 | 15 | .516 | 9 | 7 | 3d |
| 11 | Georgia St. | Trans America | Q | 28 | 4 | .875 | 1 | 1 | 29 | 5 | .853 | 16 | 2 | 1st |
| 8 | Georgia Tech | Atlantic Coast | L | 17 | 12 | .586 | 0 | 1 | 17 | 13 | .567 | 8 | 8 | T5th |
| 12 | Gonzaga | West Coast | Q | 24 | 6 | .800 | 2 | 1 | 26 | 7 | .788 | 13 | 1 | 1st |
| 15 | Hampton | Mid-Eastern | Q | 24 | 6 | .800 | 1 | 1 | 25 | 7 | .781 | 14 | 4 | T1st |
| 12 | Hawaii | Western Athletic | Q | 17 | 13 | .567 | 0 | 1 | 17 | 14 | .548 | 8 | 8 | T5th |
| 13 | Hofstra | America East | Q | 26 | 4 | .867 | 0 | 1 | 26 | 5 | .839 | 16 | 2 | 1st |
| 15 | Holy Cross | Patriot | Q | 22 | 7 | .759 | 0 | 1 | 22 | 8 | .733 | 10 | 2 | 1st |
| 1 | Illinois | Big Ten | L | 24 | 7 | .774 | 3 | 1 | 27 | 8 | .771 | 13 | 3 | T1st |
| 4 | Indiana | Big Ten | L | 21 | 12 | .636 | 0 | 1 | 21 | 13 | .618 | 10 | 6 | 4th |
| 13 | Indiana St. | Missouri Valley | Q | 21 | 11 | .656 | 1 | 1 | 22 | 12 | .647 | 10 | 8 | T4th |
| 14 | Iona | Metro Atlantic | Q | 22 | 10 | .688 | 0 | 1 | 22 | 11 | .667 | 12 | 6 | T1st |
| 7 | Iowa | Big Ten | Q | 22 | 11 | .667 | 1 | 1 | 23 | 12 | .657 | 7 | 9 | T6th |
| 2 | Iowa St. | Big 12 | L | 25 | 5 | .833 | 0 | 1 | 25 | 6 | .806 | 13 | 3 | 1st |
| 4 | Kansas | Big 12 | L | 24 | 6 | .800 | 2 | 1 | 26 | 7 | .788 | 12 | 4 | T2d |
| 13 | Kent St. | Mid-American (E) | Q | 23 | 9 | .719 | 1 | 1 | 24 | 10 | .706 | 13 | 5 | 1st |
| 2 | Kentucky | Southeastern (E) | Q | 22 | 9 | .710 | 2 | 1 | 24 | 10 | .706 | 12 | 4 | T1st |
| 3 | Maryland | Atlantic Coast | L | 21 | 10 | .677 | 4 | 1 | 25 | 11 | .694 | 10 | 6 | 3d |
| 1 | Michigan St. | Big Ten | L | 24 | 4 | .857 | 4 | 1 | 28 | 5 | .848 | 13 | 3 | T1st |
| 9 | Missouri | Big 12 | L | 19 | 12 | .613 | 1 | 1 | 20 | 13 | .606 | 9 | 7 | 6th |
| 16 | Monmouth | Northeast | Q | 21 | 9 | .700 | 0 | 1 | 21 | 10 | .677 | 15 | 5 | 2d |
| 2 | North Carolina | Atlantic Coast | L | 25 | 6 | .806 | 1 | 1 | 26 | 7 | .788 | 13 | 3 | T1st |
| 16 | Northwestern St. | Southland | Q | 18 | 12 | .600 | 1 | 1 | 19 | 13 | .594 | 11 | 9 | T4th |
| 6 | Notre Dame | Big East (W) | L | 19 | 9 | .679 | 1 | 1 | 20 | 10 | .667 | 11 | 5 | 1st |
| 5 | Ohio St. | Big Ten | L | 20 | 10 | .667 | 0 | 1 | 20 | 11 | .645 | 11 | 5 | 3d |
| 4 | Oklahoma | Big 12 | Q | 26 | 6 | .813 | 0 | 1 | 26 | 7 | .788 | 12 | 4 | T2d |
| 11 | Oklahoma St. | Big 12 | L | 20 | 9 | .690 | 0 | 1 | 20 | 10 | .667 | 10 | 6 | 5th |
| 3 | Ole Miss | Southeastern (W) | L | 25 | 7 | .781 | 2 | 1 | 27 | 8 | .771 | 11 | 5 | 1st |
| 7 | Penn St. | Big Ten | L | 19 | 11 | .633 | 2 | 1 | 21 | 12 | .636 | 7 | 9 | T6th |
| 15 | Princeton | Ivy | Q | 16 | 10 | .615 | 0 | 1 | 16 | 11 | .593 | 11 | 3 | 1st |
| 10 | Providence | Big East (E) | L | 21 | 9 | .700 | 0 | 1 | 21 | 10 | .677 | 11 | 5 | 2d |
| 9 | Saint Joseph's | Atlantic 10 | L | 25 | 6 | .806 | 1 | 1 | 26 | 7 | .788 | 14 | 2 | 1st |
| 6 | Southern California | Pacific-10 | L | 21 | 9 | .700 | 3 | 1 | 24 | 10 | .706 | 11 | 7 | T4th |
| 14 | Southern Utah | Mid-Continent | Q | 25 | 5 | .833 | 0 | 1 | 25 | 6 | .806 | 13 | 3 | T1st |
| 1 | Stanford | Pacific-10 | Q | 28 | 2 | .933 | 3 | 1 | 31 | 3 | .912 | 16 | 2 | 1st |
| 5 | Syracuse | Big East (W) | L | 24 | 8 | .750 | 1 | 1 | 25 | 9 | .735 | 9 | 6 | T2d |
| 11 | Temple | Atlantic 10 | Q | 21 | 12 | .636 | 3 | 1 | 24 | 13 | .618 | 12 | 4 | T2d |
| 8 | Tennessee | Southeastern (E) | L | 22 | 10 | .688 | 0 | 1 | 22 | 11 | .667 | 8 | 8 | 4th |
| 6 | Texas | Big 12 | L | 25 | 8 | .758 | 0 | 1 | 25 | 9 | .735 | 12 | 4 | T2d |
| 4 | UCLA | Pacific-10 | L | 21 | 8 | .724 | 2 | 1 | 23 | 9 | .719 | 14 | 4 | 3d |
| 16 | UNC Greensboro | Southern (N) | Q | 19 | 11 | .633 | 0 | 1 | 19 | 12 | .613 | 10 | 6 | 2d |
| 12 | Utah St. | Big West | Q | 27 | 5 | .844 | 1 | 1 | 28 | 6 | .824 | 13 | 3 | 2d |
| 5 | Virginia | Atlantic Coast | L | 20 | 8 | .714 | 0 | 1 | 20 | 9 | .690 | 9 | 7 | 4th |
| 7 | Wake Forest | Atlantic Coast | L | 19 | 10 | .655 | 0 | 1 | 19 | 11 | .633 | 8 | 8 | T5th |
| 14 | Western Ky. | Sun Belt (E) | Q | 24 | 6 | .800 | 0 | 1 | 24 | 7 | .774 | 14 | 2 | 1st |
| — | Winthrop | Big South | Q | 18 | 12 | .600 | 0 | 1 | 18 | 13 | .581 | 11 | 3 | 2d |
| 6 | Wisconsin | Big Ten | L | 18 | 10 | .643 | 0 | 1 | 18 | 11 | .621 | 9 | 7 | 5th |
| 11 | Xavier | Atlantic 10 | L | 21 | 7 | .750 | 0 | 1 | 21 | 8 | .724 | 12 | 4 | T2d |

2002 TOURNAMENT

| Seed | School | Conference | How | Pre-Tourney | | | Tourney | | Final | | | Conf. | | |
|------|---------------------|--------------------|-----|-------------|----|------|---------|---|-------|----|------|-------|---|------|
| | | | | W | L | Pct. | W | L | W | L | Pct. | W | L | Fin. |
| 2 | Alabama | Southeastern (W) | L | 26 | 7 | .788 | 1 | 1 | 27 | 8 | .771 | 12 | 4 | 1st |
| - | Alcorn | Southwestern | Q | 21 | 9 | .700 | 0 | 1 | 21 | 10 | .677 | 16 | 2 | 1st |
| 3 | Arizona | Pacific-10 | Q | 22 | 9 | .710 | 2 | 1 | 24 | 10 | .706 | 12 | 6 | T2d |
| 11 | Boston College | Big East (E) | L | 20 | 11 | .645 | 0 | 1 | 20 | 12 | .625 | 8 | 8 | 4th |
| 16 | Boston U. | America East | Q | 22 | 9 | .710 | 0 | 1 | 22 | 10 | .688 | 13 | 3 | T1st |
| 6 | California | Pacific-10 | L | 22 | 8 | .733 | 1 | 1 | 23 | 9 | .719 | 12 | 6 | T2d |
| 14 | Central Conn. St. | Northeast | Q | 27 | 4 | .871 | 0 | 1 | 27 | 5 | .844 | 19 | 1 | 1st |
| 9 | Charlotte | Conference USA (A) | L | 18 | 11 | .621 | 0 | 1 | 18 | 12 | .600 | 11 | 5 | 3d |
| 1 | Cincinnati | Conference USA (A) | Q | 30 | 3 | .909 | 1 | 1 | 31 | 4 | .886 | 14 | 2 | 1st |
| 12 | Creighton | Missouri Valley | Q | 22 | 8 | .733 | 1 | 1 | 23 | 9 | .719 | 14 | 4 | T1st |
| 13 | Davidson | Southern | Q | 21 | 9 | .700 | 0 | 1 | 21 | 10 | .677 | 11 | 5 | T1st |
| 1 | Duke | Atlantic Coast | Q | 29 | 3 | .906 | 2 | 1 | 31 | 4 | .886 | 13 | 3 | 2d |
| 15 | Fla. Atlantic | Atlantic Sun | Q | 19 | 11 | .633 | 0 | 1 | 19 | 12 | .613 | 13 | 7 | T3d |
| 5 | Florida | Southeastern (E) | L | 22 | 8 | .733 | 0 | 1 | 22 | 9 | .710 | 10 | 6 | T1st |
| 3 | Georgia | Southeastern (E) | L | 21 | 9 | .700 | 1 | 1 | 22 | 10 | .688 | 10 | 6 | T1st |
| 6 | Gonzaga | West Coast | Q | 29 | 3 | .906 | 0 | 1 | 29 | 4 | .879 | 13 | 1 | T1st |
| 15 | Hampton | Mid-Eastern | Q | 25 | 6 | .806 | 0 | 1 | 25 | 7 | .781 | 16 | 1 | 1st |
| 10 | Hawaii | Western Athletic | Q | 27 | 5 | .844 | 0 | 1 | 27 | 6 | .818 | 15 | 3 | T1st |
| 16 | Holy Cross | Patriot | Q | 18 | 14 | .563 | 0 | 1 | 18 | 15 | .545 | 9 | 5 | 2d |
| 15 | Ill.-Chicago | Horizon | Q | 20 | 13 | .606 | 0 | 1 | 20 | 14 | .588 | 8 | 8 | 6th |
| 4 | Illinois | Big Ten | L | 24 | 8 | .750 | 2 | 1 | 26 | 9 | .743 | 11 | 5 | T1st |
| 5 | Indiana | Big Ten | L | 20 | 11 | .645 | 5 | 1 | 25 | 12 | .676 | 11 | 5 | T1st |
| 1 | Kansas | Big 12 | L | 29 | 3 | .906 | 4 | 1 | 33 | 4 | .892 | 16 | 0 | 1st |
| 10 | Kent St. | Mid-American (E) | Q | 27 | 5 | .844 | 3 | 1 | 30 | 6 | .833 | 17 | 1 | 1st |
| 4 | Kentucky | Southeastern (E) | L | 20 | 9 | .690 | 2 | 1 | 22 | 10 | .688 | 10 | 6 | T1st |
| 5 | Marquette | Conference USA (A) | L | 26 | 6 | .813 | 0 | 1 | 26 | 7 | .788 | 13 | 3 | 2d |
| 1 | Maryland | Atlantic Coast | L | 26 | 4 | .867 | 6 | 0 | 32 | 4 | .889 | 15 | 1 | 1st |
| 14 | McNeese | Southland | Q | 21 | 8 | .724 | 0 | 1 | 21 | 9 | .700 | 17 | 3 | 1st |
| 5 | Miami (FL) | Big East (E) | L | 24 | 7 | .774 | 0 | 1 | 24 | 8 | .750 | 10 | 6 | 2d |
| 10 | Michigan St. | Big Ten | L | 19 | 11 | .633 | 0 | 1 | 19 | 12 | .613 | 10 | 6 | 5th |
| 3 | Mississippi St. | Southeastern (W) | Q | 26 | 7 | .788 | 1 | 1 | 27 | 8 | .771 | 10 | 6 | 2d |
| 12 | Missouri | Big 12 | L | 21 | 11 | .656 | 3 | 1 | 24 | 12 | .667 | 9 | 7 | 6th |
| 15 | Montana | Big Sky | Q | 16 | 14 | .533 | 0 | 1 | 16 | 15 | .516 | 7 | 7 | T4th |
| 14 | Murray St. | Ohio Valley | Q | 19 | 12 | .613 | 0 | 1 | 19 | 13 | .594 | 10 | 6 | 3d |
| 7 | North Carolina St. | Atlantic Coast | L | 22 | 10 | .688 | 1 | 1 | 23 | 11 | .676 | 9 | 7 | T3d |
| 8 | Notre Dame | Big East (W) | L | 21 | 10 | .677 | 1 | 1 | 22 | 11 | .667 | 10 | 6 | 2d |
| 4 | Ohio St. | Big Ten | Q | 23 | 7 | .767 | 1 | 1 | 24 | 8 | .750 | 11 | 5 | T1st |
| 2 | Oklahoma | Big 12 | Q | 27 | 4 | .871 | 4 | 1 | 31 | 5 | .861 | 13 | 3 | 2d |
| 7 | Oklahoma St. | Big 12 | L | 23 | 8 | .742 | 0 | 1 | 23 | 9 | .719 | 10 | 6 | T3d |
| 9 | Ole Miss | Southeastern (W) | L | 20 | 10 | .667 | 0 | 1 | 20 | 11 | .645 | 9 | 7 | 3d |
| 2 | Oregon | Pacific-10 | L | 23 | 8 | .742 | 3 | 1 | 26 | 9 | .743 | 14 | 4 | 1st |
| 11 | Penn | Ivy | Q | 25 | 6 | .806 | 0 | 1 | 25 | 7 | .781 | 11 | 3 | T1st |
| 10 | Pepperdine | West Coast | L | 22 | 8 | .733 | 0 | 1 | 22 | 9 | .710 | 13 | 1 | T1st |
| 3 | Pittsburgh | Big East (W) | L | 27 | 5 | .844 | 2 | 1 | 29 | 6 | .829 | 13 | 3 | 1st |
| 13 | San Diego St. | Mountain West | Q | 21 | 11 | .656 | 0 | 1 | 21 | 12 | .636 | 7 | 7 | T4th |
| 16 | Siena | Metro Atlantic | Q | 16 | 18 | .471 | 1 | 1 | 17 | 19 | .472 | 9 | 9 | T6th |
| 4 | Southern California | Pacific-10 | L | 22 | 9 | .710 | 0 | 1 | 22 | 10 | .688 | 12 | 6 | T2d |
| 11 | Southern Ill. | Missouri Valley | L | 26 | 7 | .788 | 2 | 1 | 28 | 8 | .778 | 14 | 4 | T1st |
| 9 | St. John's (NY) | Big East (E) | L | 20 | 11 | .645 | 0 | 1 | 20 | 12 | .625 | 9 | 7 | 3d |
| 8 | Stanford | Pacific-10 | L | 19 | 9 | .679 | 1 | 1 | 20 | 10 | .667 | 12 | 6 | T2d |
| 6 | Texas | Big 12 | L | 20 | 11 | .645 | 2 | 1 | 22 | 12 | .647 | 10 | 6 | T3d |
| 6 | Texas Tech | Big 12 | L | 23 | 8 | .742 | 0 | 1 | 23 | 9 | .719 | 10 | 6 | T3d |
| 12 | Tulsa | Western Athletic | L | 26 | 6 | .813 | 1 | 1 | 27 | 7 | .794 | 15 | 3 | T1st |
| 14 | UC Santa Barbara | Big West | Q | 20 | 10 | .667 | 0 | 1 | 20 | 11 | .645 | 11 | 7 | T3d |
| 8 | UCLA | Pacific-10 | L | 19 | 11 | .633 | 2 | 1 | 21 | 12 | .636 | 11 | 7 | 6th |
| 2 | UConn | Big East (E) | Q | 24 | 6 | .800 | 3 | 1 | 27 | 7 | .794 | 13 | 3 | 1st |
| 13 | UNCW | Colonial | Q | 22 | 9 | .710 | 1 | 1 | 23 | 10 | .697 | 14 | 4 | 1st |
| 12 | Utah | Mountain West | L | 21 | 8 | .724 | 0 | 1 | 21 | 9 | .700 | 10 | 4 | 2d |
| 13 | Valparaiso | Mid-Continent | Q | 25 | 7 | .781 | 0 | 1 | 25 | 8 | .758 | 12 | 2 | 1st |
| 7 | Wake Forest | Atlantic Coast | L | 20 | 12 | .625 | 1 | 1 | 21 | 13 | .618 | 9 | 7 | T3d |
| 9 | Western Ky. | Sun Belt (E) | Q | 28 | 3 | .903 | 0 | 1 | 28 | 4 | .875 | 13 | 1 | 1st |
| 16 | Winthrop | Big South | Q | 19 | 11 | .633 | 0 | 1 | 19 | 12 | .613 | 10 | 4 | T1st |
| 8 | Wisconsin | Big Ten | L | 18 | 12 | .600 | 1 | 1 | 19 | 13 | .594 | 11 | 5 | T1st |
| 11 | Wyoming | Mountain West | L | 21 | 8 | .724 | 1 | 1 | 22 | 9 | .710 | 11 | 3 | 1st |
| 7 | Xavier | Atlantic 10 (W) | Q | 25 | 5 | .833 | 1 | 1 | 26 | 6 | .813 | 14 | 2 | 1st |

2003 TOURNAMENT

| Seed | School | Conference | How | Pre-Tourney | | | Tourney | | Final | | | Conf. | | |
|------|--------------------|--------------------|-----|-------------|----|------|---------|---|-------|----|------|-------|---|------|
| | | | | W | L | Pct. | W | L | W | L | Pct. | W | L | Fin. |
| 10 | Alabama | Southeastern (W) | L | 17 | 11 | .607 | 0 | 1 | 17 | 12 | .586 | 7 | 9 | 4th |
| 1 | Arizona | Pacific-10 | L | 25 | 3 | .893 | 3 | 1 | 28 | 4 | .875 | 17 | 1 | 1st |
| 10 | Arizona St. | Pacific-10 | L | 19 | 11 | .633 | 1 | 1 | 20 | 12 | .625 | 11 | 7 | 4th |
| 10 | Auburn | Southeastern (W) | L | 20 | 11 | .645 | 2 | 1 | 22 | 12 | .647 | 8 | 8 | T2d |
| 13 | Austin Peay | Ohio Valley | Q | 23 | 7 | .767 | 0 | 1 | 23 | 8 | .742 | 13 | 3 | T1st |
| 12 | Butler | Horizon | L | 25 | 5 | .833 | 2 | 1 | 27 | 6 | .818 | 14 | 2 | 1st |
| 12 | BYU | Mountain West | L | 23 | 8 | .742 | 0 | 1 | 23 | 9 | .719 | 11 | 3 | T1st |
| 8 | California | Pacific-10 | L | 21 | 8 | .724 | 1 | 1 | 22 | 9 | .710 | 13 | 5 | 3d |
| 11 | Central Mich. | Mid-American (W) | Q | 24 | 6 | .800 | 1 | 1 | 25 | 7 | .781 | 14 | 4 | 1st |
| 8 | Cincinnati | Conference USA (A) | L | 17 | 11 | .607 | 0 | 1 | 17 | 12 | .586 | 9 | 7 | T3d |
| 10 | Colorado | Big 12 | L | 20 | 11 | .645 | 0 | 1 | 20 | 12 | .625 | 9 | 7 | T5th |
| 14 | Colorado St. | Mountain West | Q | 19 | 13 | .594 | 0 | 1 | 19 | 14 | .576 | 5 | 9 | 6th |
| 6 | Creighton | Missouri Valley | Q | 29 | 4 | .879 | 0 | 1 | 29 | 5 | .853 | 15 | 3 | 2d |
| 4 | Dayton | Atlantic 10 (W) | Q | 24 | 5 | .828 | 0 | 1 | 24 | 6 | .800 | 14 | 2 | 2d |
| 3 | Duke | Atlantic Coast | Q | 24 | 6 | .800 | 2 | 1 | 26 | 7 | .788 | 11 | 5 | T2d |
| 15 | East Tenn. St. | Southern (N) | Q | 20 | 10 | .667 | 0 | 1 | 20 | 11 | .645 | 11 | 5 | T1st |
| 2 | Florida | Southeastern (E) | L | 24 | 7 | .774 | 1 | 1 | 25 | 8 | .758 | 12 | 4 | 2d |
| 9 | Gonzaga | West Coast | L | 23 | 8 | .742 | 1 | 1 | 24 | 9 | .727 | 12 | 2 | 1st |
| 14 | Holy Cross | Patriot | Q | 26 | 4 | .867 | 0 | 1 | 26 | 5 | .839 | 13 | 1 | 1st |
| 4 | Illinois | Big Ten | Q | 24 | 6 | .800 | 1 | 1 | 25 | 7 | .781 | 11 | 5 | 2d |
| 7 | Indiana | Big Ten | L | 20 | 12 | .625 | 1 | 1 | 21 | 13 | .618 | 8 | 8 | T6th |
| 16 | IUPUI | Mid-Continent | Q | 20 | 13 | .606 | 0 | 1 | 20 | 14 | .588 | 10 | 4 | T2d |
| 2 | Kansas | Big 12 | L | 25 | 7 | .781 | 5 | 1 | 30 | 8 | .789 | 14 | 2 | 1st |
| 1 | Kentucky | Southeastern (E) | Q | 29 | 3 | .906 | 3 | 1 | 32 | 4 | .889 | 16 | 0 | 1st |
| 4 | Louisville | Conference USA (A) | Q | 24 | 6 | .800 | 1 | 1 | 25 | 7 | .781 | 11 | 5 | 2d |
| 8 | LSU | Southeastern (W) | L | 21 | 10 | .677 | 0 | 1 | 21 | 11 | .656 | 8 | 8 | T2d |
| 14 | Manhattan | Metro Atlantic | Q | 23 | 6 | .793 | 0 | 1 | 23 | 7 | .767 | 14 | 4 | 1st |
| 3 | Marquette | Conference USA (A) | L | 23 | 5 | .821 | 4 | 1 | 27 | 6 | .818 | 14 | 2 | 1st |
| 6 | Maryland | Atlantic Coast | L | 19 | 9 | .679 | 2 | 1 | 21 | 10 | .677 | 11 | 5 | T2d |
| 7 | Memphis | Conference USA (N) | L | 23 | 6 | .793 | 0 | 1 | 23 | 7 | .767 | 13 | 3 | 1st |
| 7 | Michigan St. | Big Ten | L | 19 | 12 | .613 | 3 | 1 | 22 | 13 | .629 | 10 | 6 | T3d |
| 12 | Milwaukee | Horizon | Q | 24 | 7 | .774 | 0 | 1 | 24 | 8 | .750 | 13 | 3 | 2d |
| 5 | Mississippi St. | Southeastern (W) | L | 21 | 9 | .700 | 0 | 1 | 21 | 10 | .677 | 9 | 7 | 1st |
| 6 | Missouri | Big 12 | L | 21 | 10 | .677 | 1 | 1 | 22 | 11 | .667 | 9 | 7 | T5th |
| 9 | North Carolina St. | Atlantic Coast | L | 18 | 12 | .600 | 0 | 1 | 18 | 13 | .581 | 9 | 7 | 4th |
| 5 | Notre Dame | Big East (W) | L | 22 | 9 | .710 | 2 | 1 | 24 | 10 | .706 | 10 | 6 | T3d |
| 1 | Oklahoma | Big 12 | Q | 24 | 6 | .800 | 3 | 1 | 27 | 7 | .794 | 12 | 4 | 3d |
| 6 | Oklahoma St. | Big 12 | L | 21 | 9 | .700 | 1 | 1 | 22 | 10 | .688 | 10 | 6 | 4th |
| 8 | Oregon | Pacific-10 | Q | 23 | 9 | .719 | 0 | 1 | 23 | 10 | .697 | 10 | 8 | 5th |
| 11 | Penn | Ivy | Q | 22 | 5 | .815 | 0 | 1 | 22 | 6 | .786 | 14 | 0 | 1st |
| 2 | Pittsburgh | Big East (W) | Q | 26 | 4 | .867 | 2 | 1 | 28 | 5 | .848 | 13 | 3 | T1st |
| 9 | Purdue | Big Ten | L | 18 | 10 | .643 | 1 | 1 | 19 | 11 | .633 | 10 | 6 | T3d |
| 7 | Saint Joseph's | Atlantic 10 (E) | L | 23 | 6 | .793 | 0 | 1 | 23 | 7 | .767 | 12 | 4 | 1st |
| 15 | Sam Houston St. | Southland | Q | 23 | 6 | .793 | 0 | 1 | 23 | 7 | .767 | 17 | 3 | 1st |
| 13 | San Diego | West Coast | Q | 18 | 11 | .621 | 0 | 1 | 18 | 12 | .600 | 10 | 4 | 2d |
| 16 | South Carolina St. | Mid-Eastern | Q | 20 | 10 | .667 | 0 | 1 | 20 | 11 | .645 | 15 | 3 | 1st |
| 11 | Southern Ill. | Missouri Valley | L | 24 | 6 | .800 | 0 | 1 | 24 | 7 | .774 | 16 | 2 | 1st |
| 4 | Stanford | Pacific-10 | L | 23 | 8 | .742 | 1 | 1 | 24 | 9 | .727 | 14 | 4 | 2d |
| 3 | Syracuse | Big East (W) | L | 24 | 5 | .828 | 6 | 0 | 30 | 5 | .857 | 13 | 3 | T1st |
| 1 | Texas | Big 12 | L | 22 | 6 | .786 | 4 | 1 | 26 | 7 | .788 | 13 | 3 | 2d |
| — | Texas Southern | Southwestern | Q | 18 | 12 | .600 | 0 | 1 | 18 | 13 | .581 | 11 | 7 | T3d |
| 14 | Troy | Atlantic Sun (S) | Q | 26 | 5 | .839 | 0 | 1 | 26 | 6 | .813 | 14 | 2 | T1st |
| 13 | Tulsa | Western Athletic | Q | 22 | 9 | .710 | 1 | 1 | 23 | 10 | .697 | 12 | 6 | 2d |
| 5 | UConn | Big East (E) | L | 21 | 9 | .700 | 2 | 1 | 23 | 10 | .697 | 10 | 6 | T1st |
| 16 | UNC Asheville | Big South | Q | 14 | 16 | .467 | 1 | 1 | 15 | 17 | .469 | 11 | 3 | 1st |
| 11 | UNCW | Colonial | Q | 24 | 6 | .800 | 0 | 1 | 24 | 7 | .774 | 15 | 3 | 1st |
| 9 | Utah | Mountain West | L | 24 | 7 | .774 | 1 | 1 | 25 | 8 | .758 | 11 | 3 | T1st |
| 15 | Utah St. | Big West | Q | 24 | 8 | .750 | 0 | 1 | 24 | 9 | .727 | 12 | 6 | 3d |
| 16 | Vermont | America East | Q | 21 | 11 | .656 | 0 | 1 | 21 | 12 | .636 | 11 | 5 | 2d |
| 15 | Wagner | Northeast | Q | 21 | 10 | .677 | 0 | 1 | 21 | 11 | .656 | 14 | 4 | 1st |
| 2 | Wake Forest | Atlantic Coast | L | 24 | 5 | .828 | 1 | 1 | 25 | 6 | .806 | 13 | 3 | 1st |
| 12 | Weber St. | Big Sky | Q | 26 | 5 | .839 | 0 | 1 | 26 | 6 | .813 | 14 | 0 | 1st |
| 13 | Western Ky. | Sun Belt (E) | Q | 24 | 8 | .750 | 0 | 1 | 24 | 9 | .727 | 12 | 2 | 1st |
| 5 | Wisconsin | Big Ten | L | 22 | 7 | .759 | 2 | 1 | 24 | 8 | .750 | 12 | 4 | 1st |
| 3 | Xavier | Atlantic 10 (W) | L | 25 | 5 | .833 | 1 | 1 | 26 | 6 | .813 | 15 | 1 | 1st |

2004 TOURNAMENT

| Seed | School | Conference | How | Pre-Tourney | | | Tourney | | Final | | | Conf. | | |
|------|--------------------|------------------|-----|-------------|----|------|---------|---|-------|----|------|-------|---|------|
| | | | | W | L | Pct. | W | L | W | L | Pct. | W | L | Fin. |
| 11 | Air Force | Mountain West | L | 22 | 6 | .786 | 0 | 1 | 22 | 7 | .759 | 12 | 2 | 1st |
| 8 | Alabama | Southeastern (W) | L | 17 | 12 | .586 | 3 | 1 | 20 | 13 | .606 | 8 | 8 | T2d |
| 16 | Alabama St. | Southwestern | Q | 16 | 14 | .533 | 0 | 1 | 16 | 15 | .516 | 11 | 7 | 2d |
| 9 | Arizona | Pacific-10 | L | 20 | 9 | .690 | 0 | 1 | 20 | 10 | .667 | 11 | 7 | 3d |
| 6 | Boston College | Big East | L | 23 | 9 | .719 | 1 | 1 | 24 | 10 | .706 | 10 | 6 | T5th |
| 12 | BYU | Mountain West | L | 21 | 8 | .724 | 0 | 1 | 21 | 9 | .700 | 12 | 4 | 2d |
| 9 | Charlotte | Conference USA | L | 21 | 8 | .724 | 0 | 1 | 21 | 9 | .700 | 12 | 4 | T1st |
| 4 | Cincinnati | Conference USA | Q | 24 | 6 | .800 | 1 | 1 | 25 | 7 | .781 | 12 | 4 | T1st |
| 10 | Dayton | Atlantic 10 (W) | L | 24 | 8 | .750 | 0 | 1 | 24 | 9 | .727 | 12 | 4 | 1st |
| 7 | DePaul | Conference USA | L | 21 | 9 | .700 | 1 | 1 | 22 | 10 | .688 | 12 | 4 | T1st |
| 1 | Duke | Atlantic Coast | L | 27 | 5 | .844 | 4 | 1 | 31 | 6 | .838 | 13 | 3 | 1st |
| 13 | East Tenn. St. | Southern (N) | Q | 27 | 5 | .844 | 0 | 1 | 27 | 6 | .818 | 15 | 1 | 1st |
| 15 | Eastern Wash. | Big Sky | Q | 17 | 12 | .586 | 0 | 1 | 17 | 13 | .567 | 11 | 3 | 1st |
| 5 | Florida | Southeastern (E) | L | 20 | 10 | .667 | 0 | 1 | 20 | 11 | .645 | 9 | 7 | 2d |
| 16 | Florida A&M | Mid-Eastern | Q | 14 | 16 | .467 | 1 | 1 | 15 | 17 | .469 | 10 | 8 | T5th |
| 3 | Georgia Tech | Atlantic Coast | L | 23 | 9 | .719 | 5 | 1 | 28 | 10 | .737 | 9 | 7 | T3d |
| 2 | Gonzaga | West Coast | Q | 27 | 2 | .931 | 1 | 1 | 28 | 3 | .903 | 14 | 0 | 1st |
| 13 | Ill.-Chicago | Horizon | Q | 24 | 7 | .774 | 0 | 1 | 24 | 8 | .750 | 12 | 4 | 2d |
| 5 | Illinois | Big Ten | L | 24 | 6 | .800 | 2 | 1 | 26 | 7 | .788 | 13 | 3 | 1st |
| 4 | Kansas | Big 12 | L | 21 | 8 | .724 | 3 | 1 | 24 | 9 | .727 | 12 | 4 | T2d |
| 1 | Kentucky | Southeastern (E) | Q | 26 | 4 | .867 | 1 | 1 | 27 | 5 | .844 | 13 | 3 | 1st |
| 14 | Louisiana | Sun Belt (W) | Q | 20 | 8 | .714 | 0 | 1 | 20 | 9 | .690 | 12 | 3 | 1st |
| — | Lehigh | Patriot | Q | 20 | 10 | .667 | 0 | 1 | 20 | 11 | .645 | 10 | 4 | T1st |
| 16 | Liberty | Big South | Q | 18 | 14 | .563 | 0 | 1 | 18 | 15 | .545 | 12 | 4 | T1st |
| 10 | Louisville | Conference USA | L | 20 | 9 | .690 | 0 | 1 | 20 | 10 | .667 | 9 | 7 | 6th |
| 12 | Manhattan | Metro Atlantic | Q | 24 | 5 | .828 | 1 | 1 | 25 | 6 | .806 | 16 | 2 | 1st |
| 4 | Maryland | Atlantic Coast | Q | 19 | 11 | .633 | 1 | 1 | 20 | 12 | .625 | 7 | 9 | 6th |
| 7 | Memphis | Conference USA | L | 21 | 7 | .750 | 1 | 1 | 22 | 8 | .733 | 12 | 4 | T1st |
| 7 | Michigan St. | Big Ten | L | 18 | 11 | .621 | 0 | 1 | 18 | 12 | .600 | 12 | 4 | T2d |
| 2 | Mississippi St. | Southeastern (W) | L | 25 | 3 | .893 | 1 | 1 | 26 | 4 | .867 | 14 | 2 | 1st |
| 15 | Monmouth | Northeast | Q | 21 | 11 | .656 | 0 | 1 | 21 | 12 | .636 | 12 | 6 | T1st |
| 12 | Murray St. | Ohio Valley | Q | 28 | 5 | .848 | 0 | 1 | 28 | 6 | .824 | 14 | 2 | 2d |
| 10 | Nevada | Western Athletic | Q | 23 | 8 | .742 | 2 | 1 | 25 | 9 | .735 | 13 | 5 | T1st |
| 6 | North Carolina | Atlantic Coast | L | 18 | 10 | .643 | 1 | 1 | 19 | 11 | .633 | 8 | 8 | 5th |
| 3 | North Carolina St. | Atlantic Coast | L | 20 | 9 | .690 | 1 | 1 | 21 | 10 | .677 | 11 | 5 | 2d |
| 2 | Oklahoma St. | Big 12 | Q | 27 | 3 | .900 | 4 | 1 | 31 | 4 | .886 | 14 | 2 | 1st |
| 12 | Pacific | Big West | Q | 24 | 7 | .774 | 1 | 1 | 25 | 8 | .758 | 17 | 1 | T1st |
| 3 | Pittsburgh | Big East | L | 29 | 4 | .879 | 2 | 1 | 31 | 5 | .861 | 13 | 3 | 1st |
| 14 | Princeton | Ivy | Q | 20 | 7 | .741 | 0 | 1 | 20 | 8 | .714 | 13 | 1 | 1st |
| 5 | Providence | Big East | L | 20 | 8 | .714 | 0 | 1 | 20 | 9 | .690 | 11 | 5 | T3d |
| 11 | Richmond | Atlantic 10 (W) | L | 20 | 12 | .625 | 0 | 1 | 20 | 13 | .606 | 10 | 6 | T3d |
| 1 | Saint Joseph's | Atlantic 10 (E) | L | 27 | 1 | .964 | 3 | 1 | 30 | 2 | .938 | 16 | 0 | 1st |
| 8 | Seton Hall | Big East | L | 20 | 9 | .690 | 1 | 1 | 21 | 10 | .677 | 10 | 6 | T5th |
| 10 | South Carolina | Southeastern (E) | L | 23 | 10 | .697 | 0 | 1 | 23 | 11 | .676 | 8 | 8 | T3d |
| 9 | Southern Ill. | Missouri Valley | L | 25 | 4 | .862 | 0 | 1 | 25 | 5 | .833 | 17 | 1 | 1st |
| 1 | Stanford | Pacific-10 | Q | 29 | 1 | .967 | 1 | 1 | 30 | 2 | .938 | 17 | 1 | 1st |
| 5 | Syracuse | Big East | L | 21 | 7 | .750 | 2 | 1 | 23 | 8 | .742 | 11 | 5 | T3d |
| 3 | Texas | Big 12 | L | 23 | 7 | .767 | 2 | 1 | 25 | 8 | .758 | 12 | 4 | T2d |
| 8 | Texas Tech | Big 12 | L | 22 | 10 | .688 | 1 | 1 | 23 | 11 | .676 | 9 | 7 | T5th |
| 9 | UAB | Conference USA | L | 20 | 9 | .690 | 2 | 1 | 22 | 10 | .688 | 12 | 4 | T1st |
| 14 | UCF | Atlantic Sun | Q | 25 | 5 | .833 | 0 | 1 | 25 | 6 | .806 | 17 | 3 | 2d |
| 2 | UConn | Big East | Q | 27 | 6 | .818 | 6 | 0 | 33 | 6 | .846 | 12 | 4 | 2d |
| 14 | UNI | Missouri Valley | Q | 21 | 9 | .700 | 0 | 1 | 21 | 10 | .677 | 12 | 6 | T2d |
| 11 | Utah | Mountain West | Q | 24 | 8 | .750 | 0 | 1 | 24 | 9 | .727 | 9 | 5 | 3d |
| 13 | UTEP | Western Athletic | L | 24 | 7 | .774 | 0 | 1 | 24 | 8 | .750 | 13 | 5 | T1st |
| 16 | UTSA | Southland | Q | 19 | 13 | .594 | 0 | 1 | 19 | 14 | .576 | 11 | 5 | T1st |
| 15 | Valparaiso | Mid-Continent | Q | 18 | 12 | .600 | 0 | 1 | 18 | 13 | .581 | 11 | 5 | 1st |
| 6 | Vanderbilt | Southeastern (E) | L | 21 | 9 | .700 | 2 | 1 | 23 | 10 | .697 | 8 | 8 | T3d |
| 13 | VCU | Colonial | Q | 23 | 7 | .767 | 0 | 1 | 23 | 8 | .742 | 14 | 4 | 1st |
| 15 | Vermont | America East | Q | 22 | 8 | .733 | 0 | 1 | 22 | 9 | .710 | 15 | 3 | 2d |
| 4 | Wake Forest | Atlantic Coast | L | 19 | 9 | .679 | 2 | 1 | 21 | 10 | .677 | 9 | 7 | T3d |
| 8 | Washington | Pacific-10 | L | 19 | 11 | .633 | 0 | 1 | 19 | 12 | .613 | 12 | 6 | 2d |
| 11 | Western Mich. | Mid-American (W) | Q | 26 | 4 | .867 | 0 | 1 | 26 | 5 | .839 | 15 | 3 | 1st |
| 6 | Wisconsin | Big Ten | Q | 24 | 6 | .800 | 1 | 1 | 25 | 7 | .781 | 12 | 4 | T2d |
| 7 | Xavier | Atlantic 10 (W) | Q | 23 | 10 | .697 | 3 | 1 | 26 | 11 | .703 | 10 | 6 | T3d |

2005 TOURNAMENT

| Seed | School | Conference | How | Pre-Tourney | | | Tourney | | Final | | | Conf. | | |
|------|---------------------|------------------|-----|-------------|----|------|---------|---|-------|----|------|-------|---|------|
| | | | | W | L | Pct. | W | L | W | L | Pct. | W | L | Fin. |
| 5 | Alabama | Southeastern (W) | L | 24 | 7 | .774 | 0 | 1 | 24 | 8 | .750 | 12 | 4 | T1st |
| — | Alabama A&M | Southwestern | Q | 18 | 13 | .581 | 0 | 1 | 18 | 14 | .563 | 12 | 6 | 1st |
| 3 | Arizona | Pacific-10 | L | 27 | 6 | .818 | 3 | 1 | 30 | 7 | .811 | 15 | 3 | 1st |
| 4 | Boston College | Big East | L | 24 | 4 | .857 | 1 | 1 | 25 | 5 | .833 | 13 | 3 | T1st |
| 14 | Bucknell | Patriot | Q | 22 | 9 | .710 | 1 | 1 | 23 | 10 | .697 | 10 | 4 | 2d |
| 7 | Charlotte | Conference USA | L | 21 | 7 | .750 | 0 | 1 | 21 | 8 | .724 | 12 | 4 | T2d |
| 15 | Chattanooga | Southern | Q | 20 | 10 | .667 | 0 | 1 | 20 | 11 | .645 | 10 | 6 | 1st |
| 7 | Cincinnati | Conference USA | L | 24 | 7 | .774 | 1 | 1 | 25 | 8 | .758 | 12 | 4 | T2d |
| 10 | Creighton | Missouri Valley | Q | 23 | 10 | .697 | 0 | 1 | 23 | 11 | .676 | 11 | 7 | T3d |
| 16 | Delaware St. | Mid-Eastern | Q | 19 | 13 | .594 | 0 | 1 | 19 | 14 | .576 | 14 | 4 | 1st |
| 1 | Duke | Atlantic Coast | Q | 25 | 5 | .833 | 2 | 1 | 27 | 6 | .818 | 11 | 5 | 3d |
| 15 | Eastern Ky. | Ohio Valley | Q | 22 | 8 | .733 | 0 | 1 | 22 | 9 | .710 | 11 | 5 | T2d |
| 16 | Fairleigh Dickinson | Northeast | Q | 20 | 12 | .625 | 0 | 1 | 20 | 13 | .606 | 13 | 5 | 2d |
| 4 | Florida | Southeastern (E) | Q | 23 | 7 | .767 | 1 | 1 | 24 | 8 | .750 | 12 | 4 | 2d |
| 12 | George Washington | Atlantic 10 (W) | Q | 22 | 7 | .759 | 0 | 1 | 22 | 8 | .733 | 11 | 5 | 1st |
| 5 | Georgia Tech | Atlantic Coast | L | 19 | 11 | .633 | 1 | 1 | 20 | 12 | .625 | 8 | 8 | T4th |
| 3 | Gonzaga | West Coast | Q | 25 | 4 | .862 | 1 | 1 | 26 | 5 | .839 | 12 | 2 | 1st |
| 1 | Illinois | Big Ten | Q | 32 | 1 | .970 | 5 | 1 | 37 | 2 | .949 | 15 | 1 | 1st |
| 10 | Iowa | Big Ten | L | 21 | 11 | .656 | 0 | 1 | 21 | 12 | .636 | 7 | 9 | 7th |
| 9 | Iowa St. | Big 12 | L | 18 | 11 | .621 | 1 | 1 | 19 | 12 | .613 | 9 | 7 | T5th |
| 3 | Kansas | Big 12 | L | 23 | 6 | .793 | 0 | 1 | 23 | 7 | .767 | 12 | 4 | T1st |
| 2 | Kentucky | Southeastern (E) | L | 25 | 5 | .833 | 3 | 1 | 28 | 6 | .824 | 14 | 2 | 1st |
| 13 | Louisiana | Sun Belt (E) | Q | 20 | 10 | .667 | 0 | 1 | 20 | 11 | .645 | 11 | 4 | 2d |
| 4 | Louisville | Conference USA | Q | 29 | 4 | .879 | 4 | 1 | 33 | 5 | .868 | 14 | 2 | 1st |
| 6 | LSU | Southeastern (W) | L | 20 | 9 | .690 | 0 | 1 | 20 | 10 | .667 | 12 | 4 | T1st |
| 5 | Michigan St. | Big Ten | L | 22 | 6 | .786 | 4 | 1 | 26 | 7 | .788 | 13 | 3 | 2d |
| 12 | Milwaukee | Horizon | Q | 24 | 5 | .828 | 2 | 1 | 26 | 6 | .813 | 14 | 2 | 1st |
| 8 | Minnesota | Big Ten | L | 21 | 10 | .677 | 0 | 1 | 21 | 11 | .656 | 10 | 6 | T4th |
| 9 | Mississippi St. | Southeastern (W) | L | 22 | 10 | .688 | 1 | 1 | 23 | 11 | .676 | 9 | 7 | 3d |
| 16 | Montana | Big Sky | Q | 18 | 12 | .600 | 0 | 1 | 18 | 13 | .581 | 9 | 5 | T2d |
| 9 | Nevada | Western Athletic | L | 24 | 6 | .800 | 1 | 1 | 25 | 7 | .781 | 16 | 2 | 1st |
| 12 | New Mexico | Mountain West | Q | 26 | 6 | .813 | 0 | 1 | 26 | 7 | .788 | 10 | 4 | 2d |
| 14 | Niagara | Metro Atlantic | Q | 20 | 9 | .690 | 0 | 1 | 20 | 10 | .667 | 13 | 5 | T1st |
| 1 | North Carolina | Atlantic Coast | L | 27 | 4 | .871 | 6 | 0 | 33 | 4 | .892 | 14 | 2 | 1st |
| 10 | North Carolina St. | Atlantic Coast | L | 19 | 13 | .594 | 2 | 1 | 21 | 14 | .600 | 7 | 9 | T6th |
| 16 | Oakland | Mid-Continent | Q | 12 | 18 | .400 | 1 | 1 | 13 | 19 | .406 | 7 | 9 | T5th |
| 13 | Ohio | Mid-American (E) | Q | 21 | 10 | .677 | 0 | 1 | 21 | 11 | .656 | 11 | 7 | T2d |
| 3 | Oklahoma | Big 12 | L | 24 | 7 | .774 | 1 | 1 | 25 | 8 | .758 | 12 | 4 | T1st |
| 2 | Oklahoma St. | Big 12 | Q | 24 | 6 | .800 | 2 | 1 | 26 | 7 | .788 | 11 | 5 | 3d |
| 12 | Old Dominion | Colonial | Q | 28 | 5 | .848 | 0 | 1 | 28 | 6 | .824 | 15 | 3 | 1st |
| 8 | Pacific | Big West | L | 26 | 3 | .897 | 1 | 1 | 27 | 4 | .871 | 18 | 0 | 1st |
| 13 | Penn | Ivy | Q | 20 | 8 | .714 | 0 | 1 | 20 | 9 | .690 | 13 | 1 | 1st |
| 9 | Pittsburgh | Big East | L | 20 | 8 | .714 | 0 | 1 | 20 | 9 | .690 | 10 | 6 | 5th |
| 15 | Southeastern La. | Southland | Q | 24 | 8 | .750 | 0 | 1 | 24 | 9 | .727 | 13 | 3 | T1st |
| 7 | Southern Ill. | Missouri Valley | L | 26 | 7 | .788 | 1 | 1 | 27 | 8 | .771 | 15 | 3 | 1st |
| 10 | Saint Mary's (CA) | West Coast | L | 25 | 8 | .758 | 0 | 1 | 25 | 9 | .735 | 11 | 3 | 2d |
| 8 | Stanford | Pacific-10 | L | 18 | 12 | .600 | 0 | 1 | 18 | 13 | .581 | 11 | 7 | T2d |
| 4 | Syracuse | Big East | Q | 27 | 6 | .818 | 0 | 1 | 27 | 7 | .794 | 11 | 5 | T3d |
| 8 | Texas | Big 12 | L | 20 | 10 | .667 | 0 | 1 | 20 | 11 | .645 | 9 | 7 | T5th |
| 6 | Texas Tech | Big 12 | L | 20 | 10 | .667 | 2 | 1 | 22 | 11 | .667 | 10 | 6 | 4th |
| 11 | UAB | Conference USA | L | 21 | 10 | .677 | 1 | 1 | 22 | 11 | .667 | 10 | 6 | T5th |
| 15 | UCF | Atlantic Sun | Q | 24 | 8 | .750 | 0 | 1 | 24 | 9 | .727 | 13 | 7 | T1st |
| 11 | UCLA | Pacific-10 | L | 18 | 10 | .643 | 0 | 1 | 18 | 11 | .621 | 11 | 7 | T3d |
| 2 | UConn | Big East | L | 22 | 7 | .759 | 1 | 1 | 23 | 8 | .742 | 13 | 3 | T1st |
| 11 | UNI | Missouri Valley | L | 21 | 10 | .677 | 0 | 1 | 21 | 11 | .656 | 11 | 7 | T3d |
| 6 | Utah | Mountain West | L | 27 | 5 | .844 | 2 | 1 | 29 | 6 | .829 | 13 | 1 | 1st |
| 14 | Utah St. | Big West | Q | 24 | 7 | .774 | 0 | 1 | 24 | 8 | .750 | 13 | 5 | 2d |
| 11 | UTEP | Western Athletic | Q | 27 | 7 | .794 | 0 | 1 | 27 | 8 | .771 | 14 | 4 | 2d |
| 13 | Vermont | America East | Q | 24 | 6 | .800 | 1 | 1 | 25 | 7 | .781 | 16 | 2 | 1st |
| 5 | Villanova | Big East | L | 22 | 7 | .759 | 2 | 1 | 24 | 8 | .750 | 11 | 5 | T3d |
| 2 | Wake Forest | Atlantic Coast | L | 26 | 5 | .839 | 1 | 1 | 27 | 6 | .818 | 13 | 3 | 2d |
| 1 | Washington | Pacific-10 | Q | 27 | 5 | .844 | 2 | 1 | 29 | 6 | .829 | 14 | 4 | 2d |
| 7 | West Virginia | Big East | L | 21 | 10 | .677 | 3 | 1 | 24 | 11 | .686 | 8 | 8 | T7th |
| 14 | Winthrop | Big South | Q | 27 | 5 | .844 | 0 | 1 | 27 | 6 | .818 | 15 | 1 | 1st |
| 6 | Wisconsin | Big Ten | L | 22 | 8 | .733 | 3 | 1 | 25 | 9 | .735 | 11 | 5 | 3d |

2006 TOURNAMENT

| Seed | School | Conference | How | Pre-Tourney | | | Tourney | | Final | | | Conf. | | |
|------|--------------------|------------------|-----|-------------|----|------|---------|---|-------|----|------|-------|---|------|
| | | | | W | L | Pct. | W | L | W | L | Pct. | W | L | Fin. |
| 13 | Air Force | Mountain West | L | 24 | 6 | .800 | 0 | 1 | 24 | 7 | .774 | 12 | 4 | T2d |
| 10 | Alabama | Southeastern (W) | L | 17 | 12 | .586 | 1 | 1 | 18 | 13 | .581 | 10 | 6 | T2d |
| 16 | Albany (NY) | America East | Q | 21 | 10 | .677 | 0 | 1 | 21 | 11 | .656 | 13 | 3 | 1st |
| 8 | Arizona | Pacific-10 | L | 19 | 12 | .613 | 1 | 1 | 20 | 13 | .606 | 11 | 7 | T4th |
| 8 | Arkansas | Southeastern (W) | L | 22 | 9 | .710 | 0 | 1 | 22 | 10 | .688 | 10 | 6 | T2d |
| 15 | Belmont | Atlantic Sun | Q | 20 | 10 | .667 | 0 | 1 | 20 | 11 | .645 | 15 | 5 | T1st |
| 4 | Boston College | Atlantic Coast | L | 26 | 6 | .813 | 2 | 1 | 28 | 7 | .800 | 11 | 5 | 3d |
| 13 | Bradley | Missouri Valley | L | 20 | 10 | .667 | 2 | 1 | 22 | 11 | .667 | 11 | 7 | T5th |
| 9 | Bucknell | Patriot | Q | 26 | 4 | .867 | 1 | 1 | 27 | 5 | .844 | 14 | 0 | 1st |
| 7 | California | Pacific-10 | L | 20 | 10 | .667 | 0 | 1 | 20 | 11 | .645 | 12 | 6 | 3d |
| 15 | Davidson | Southern (S) | Q | 20 | 10 | .667 | 0 | 1 | 20 | 11 | .645 | 10 | 5 | 2d |
| 1 | Duke | Atlantic Coast | Q | 29 | 3 | .906 | 2 | 1 | 31 | 4 | .886 | 14 | 2 | 1st |
| 3 | Florida | Southeastern (E) | Q | 27 | 6 | .818 | 6 | 0 | 33 | 6 | .846 | 10 | 6 | 2d |
| 11 | George Mason | Colonial | L | 23 | 7 | .767 | 4 | 1 | 27 | 8 | .771 | 15 | 3 | T1st |
| 8 | George Washington | Atlantic 10 | L | 26 | 2 | .929 | 1 | 1 | 27 | 3 | .900 | 16 | 0 | 1st |
| 7 | Georgetown | Big East | L | 21 | 9 | .700 | 2 | 1 | 23 | 10 | .697 | 10 | 6 | T4th |
| 3 | Gonzaga | West Coast | Q | 27 | 3 | .900 | 2 | 1 | 29 | 4 | .879 | 14 | 0 | 1st |
| — | Hampton | Mid-Eastern | Q | 16 | 15 | .516 | 0 | 1 | 16 | 16 | .500 | 10 | 8 | T5th |
| 4 | Illinois | Big Ten | L | 25 | 6 | .806 | 1 | 1 | 26 | 7 | .788 | 11 | 5 | T2d |
| 6 | Indiana | Big Ten | L | 18 | 11 | .621 | 1 | 1 | 19 | 12 | .613 | 9 | 7 | T4th |
| 13 | Iona | Metro Atlantic | Q | 23 | 7 | .767 | 0 | 1 | 23 | 8 | .742 | 13 | 5 | 2d |
| 3 | Iowa | Big Ten | Q | 24 | 8 | .750 | 0 | 1 | 24 | 9 | .727 | 11 | 5 | T2d |
| 4 | Kansas | Big 12 | Q | 24 | 7 | .774 | 0 | 1 | 24 | 8 | .750 | 13 | 3 | T1st |
| 12 | Kent St. | Mid-American (E) | Q | 25 | 8 | .758 | 0 | 1 | 25 | 9 | .735 | 15 | 3 | 1st |
| 8 | Kentucky | Southeastern (E) | L | 21 | 12 | .636 | 1 | 1 | 22 | 13 | .629 | 9 | 7 | 3d |
| 4 | LSU | Southeastern (W) | L | 23 | 8 | .742 | 4 | 1 | 27 | 9 | .750 | 14 | 2 | 1st |
| 7 | Marquette | Big East | L | 20 | 10 | .667 | 0 | 1 | 20 | 11 | .645 | 10 | 6 | T4th |
| 1 | Memphis | Conference USA | Q | 30 | 3 | .909 | 3 | 1 | 33 | 4 | .892 | 13 | 1 | T1st |
| 6 | Michigan St. | Big Ten | L | 22 | 11 | .667 | 0 | 1 | 22 | 12 | .647 | 8 | 8 | T6th |
| 11 | Milwaukee | Horizon | Q | 21 | 8 | .724 | 1 | 1 | 22 | 9 | .710 | 12 | 4 | 1st |
| 16 | Monmouth | Northeast | Q | 18 | 14 | .563 | 1 | 1 | 19 | 15 | .559 | 12 | 6 | 3d |
| 12 | Montana | Big Sky | Q | 23 | 6 | .793 | 1 | 1 | 24 | 7 | .774 | 10 | 4 | 2d |
| 14 | Murray St. | Ohio Valley | Q | 24 | 6 | .800 | 0 | 1 | 24 | 7 | .774 | 17 | 3 | 1st |
| 5 | Nevada | Western Athletic | Q | 27 | 5 | .844 | 0 | 1 | 27 | 6 | .818 | 13 | 3 | 1st |
| 3 | North Carolina | Atlantic Coast | L | 22 | 7 | .759 | 1 | 1 | 23 | 8 | .742 | 12 | 4 | 2d |
| 10 | North Carolina St. | Atlantic Coast | L | 21 | 9 | .700 | 1 | 1 | 22 | 10 | .688 | 10 | 6 | 4th |
| 14 | Northwestern St. | Southland | Q | 24 | 7 | .774 | 1 | 1 | 25 | 8 | .758 | 15 | 1 | 1st |
| 2 | Ohio St. | Big Ten | L | 25 | 4 | .862 | 1 | 1 | 26 | 5 | .839 | 12 | 4 | 1st |
| 6 | Oklahoma | Big 12 | L | 20 | 8 | .714 | 0 | 1 | 20 | 9 | .690 | 11 | 5 | 3d |
| 16 | Oral Roberts | Mid-Continent | Q | 21 | 11 | .656 | 0 | 1 | 21 | 12 | .636 | 13 | 3 | T1st |
| 13 | Pacific | Big West | Q | 23 | 7 | .767 | 0 | 1 | 23 | 8 | .742 | 12 | 2 | 1st |
| 15 | Penn | Ivy | Q | 20 | 8 | .714 | 0 | 1 | 20 | 9 | .690 | 12 | 2 | 1st |
| 5 | Pittsburgh | Big East | L | 24 | 7 | .774 | 1 | 1 | 25 | 8 | .758 | 10 | 6 | T4th |
| 11 | San Diego St. | Mountain West | Q | 24 | 8 | .750 | 0 | 1 | 24 | 9 | .727 | 13 | 3 | 1st |
| 10 | Seton Hall | Big East | L | 18 | 11 | .621 | 0 | 1 | 18 | 12 | .600 | 9 | 7 | 7th |
| 14 | South Ala. | Sun Belt (W) | Q | 24 | 6 | .800 | 0 | 1 | 24 | 7 | .774 | 12 | 3 | 1st |
| 11 | Southern Ill. | Missouri Valley | Q | 22 | 10 | .688 | 0 | 1 | 22 | 11 | .667 | 12 | 6 | T2d |
| 16 | Southern U. | Southwestern | Q | 19 | 12 | .613 | 0 | 1 | 19 | 13 | .594 | 15 | 3 | 1st |
| 5 | Syracuse | Big East | Q | 23 | 11 | .676 | 0 | 1 | 23 | 12 | .657 | 7 | 9 | T9th |
| 2 | Tennessee | Southeastern (E) | L | 21 | 7 | .750 | 1 | 1 | 22 | 8 | .733 | 12 | 4 | 1st |
| 2 | Texas | Big 12 | L | 27 | 5 | .844 | 3 | 1 | 30 | 6 | .833 | 13 | 3 | T1st |
| 12 | Texas A&M | Big 12 | L | 21 | 8 | .724 | 1 | 1 | 22 | 9 | .710 | 10 | 6 | 4th |
| 9 | UAB | Conference USA | L | 24 | 6 | .800 | 0 | 1 | 24 | 7 | .774 | 12 | 2 | 2d |
| 2 | UCLA | Pacific-10 | Q | 27 | 6 | .818 | 5 | 1 | 32 | 7 | .821 | 14 | 4 | 1st |
| 1 | UConn | Big East | L | 27 | 3 | .900 | 3 | 1 | 30 | 4 | .882 | 14 | 2 | T1st |
| 9 | UNCW | Colonial | Q | 25 | 7 | .781 | 0 | 1 | 25 | 8 | .758 | 15 | 3 | T1st |
| 10 | UNI | Missouri Valley | L | 23 | 9 | .719 | 0 | 1 | 23 | 10 | .697 | 11 | 7 | T5th |
| 12 | Utah St. | Western Athletic | L | 23 | 8 | .742 | 0 | 1 | 23 | 9 | .719 | 11 | 5 | T2d |
| 1 | Villanova | Big East | L | 25 | 4 | .862 | 3 | 1 | 28 | 5 | .848 | 14 | 2 | T1st |
| 5 | Washington | Pacific-10 | L | 24 | 6 | .800 | 2 | 1 | 26 | 7 | .788 | 13 | 5 | 2d |
| 6 | West Virginia | Big East | L | 20 | 10 | .667 | 2 | 1 | 22 | 11 | .667 | 11 | 5 | 3d |
| 7 | Wichita St. | Missouri Valley | L | 24 | 8 | .750 | 2 | 1 | 26 | 9 | .743 | 14 | 4 | 1st |
| 15 | Winthrop | Big South | Q | 23 | 7 | .767 | 0 | 1 | 23 | 8 | .742 | 13 | 3 | 1st |
| 9 | Wisconsin | Big Ten | L | 19 | 11 | .633 | 0 | 1 | 19 | 12 | .613 | 9 | 7 | T4th |
| 14 | Xavier | Atlantic 10 | Q | 21 | 10 | .677 | 0 | 1 | 21 | 11 | .656 | 8 | 8 | T7th |

2007 TOURNAMENT

| Seed | School | Conference | How | Pre-Tourney | | | Tourney | | Final | | | Conf. | | |
|------|---------------------|------------------|-----|-------------|----|------|---------|---|-------|----|------|-------|---|------|
| | | | | W | L | Pct. | W | L | W | L | Pct. | W | L | Fin. |
| 15 | A&M-Corpus Christi | Southland (W) | Q | 26 | 6 | .813 | 0 | 1 | 26 | 7 | .788 | 14 | 2 | 1st |
| 13 | Albany (NY) | America East | Q | 23 | 9 | .719 | 0 | 1 | 23 | 10 | .697 | 13 | 3 | 2d |
| 8 | Arizona | Pacific-10 | L | 20 | 10 | .667 | 0 | 1 | 20 | 11 | .645 | 11 | 7 | T3d |
| 12 | Arkansas | Southeastern (W) | L | 21 | 13 | .618 | 0 | 1 | 21 | 14 | .600 | 7 | 9 | T3d |
| 15 | Belmont | Atlantic Sun | Q | 23 | 9 | .719 | 0 | 1 | 23 | 10 | .697 | 14 | 2 | 2d |
| 7 | Boston College | Atlantic Coast | L | 20 | 11 | .645 | 1 | 1 | 21 | 12 | .636 | 10 | 6 | T3d |
| 5 | Butler | Horizon | L | 27 | 6 | .818 | 2 | 1 | 29 | 7 | .806 | 13 | 3 | T1st |
| 8 | BYU | Mountain West | L | 25 | 8 | .758 | 0 | 1 | 25 | 9 | .735 | 13 | 3 | 1st |
| 16 | Central Conn. St. | Northeast | Q | 22 | 11 | .667 | 0 | 1 | 22 | 12 | .647 | 16 | 2 | 1st |
| 10 | Creighton | Missouri Valley | Q | 22 | 10 | .688 | 0 | 1 | 22 | 11 | .667 | 13 | 5 | 2d |
| 13 | Davidson | Southern (S) | Q | 29 | 4 | .879 | 0 | 1 | 29 | 5 | .853 | 17 | 1 | 1st |
| 6 | Duke | Atlantic Coast | L | 22 | 10 | .688 | 0 | 1 | 22 | 11 | .667 | 8 | 8 | T6th |
| 16 | Eastern Ky. | Ohio Valley | Q | 21 | 11 | .656 | 0 | 1 | 21 | 12 | .636 | 13 | 7 | T2d |
| 1 | Florida | Southeastern (E) | Q | 29 | 5 | .853 | 6 | 0 | 35 | 5 | .875 | 13 | 3 | 1st |
| - | Florida A&M | Mid-Eastern | Q | 21 | 13 | .618 | 0 | 1 | 21 | 14 | .600 | 12 | 6 | 2d |
| 11 | George Washington | Atlantic 10 | Q | 23 | 8 | .742 | 0 | 1 | 23 | 9 | .719 | 11 | 5 | 3d |
| 2 | Georgetown | Big East | Q | 26 | 6 | .813 | 4 | 1 | 30 | 7 | .811 | 13 | 3 | 1st |
| 10 | Georgia Tech | Atlantic Coast | L | 20 | 11 | .645 | 0 | 1 | 20 | 12 | .625 | 8 | 8 | T6th |
| 10 | Gonzaga | West Coast | Q | 23 | 10 | .697 | 0 | 1 | 23 | 11 | .676 | 11 | 3 | 1st |
| 13 | Holy Cross | Patriot | Q | 25 | 8 | .758 | 0 | 1 | 25 | 9 | .735 | 13 | 1 | T1st |
| 12 | Illinois | Big Ten | L | 23 | 11 | .676 | 0 | 1 | 23 | 12 | .657 | 9 | 7 | T4th |
| 7 | Indiana | Big Ten | L | 20 | 10 | .667 | 1 | 1 | 21 | 11 | .656 | 10 | 6 | 3d |
| 16 | Jackson St. | Southwestern | Q | 21 | 13 | .618 | 0 | 1 | 21 | 14 | .600 | 12 | 6 | 2d |
| 1 | Kansas | Big 12 | Q | 30 | 4 | .882 | 3 | 1 | 33 | 5 | .868 | 14 | 2 | 1st |
| 8 | Kentucky | Southeastern (E) | L | 21 | 11 | .656 | 1 | 1 | 22 | 12 | .647 | 9 | 7 | 4th |
| 12 | Long Beach St. | Big West | Q | 24 | 7 | .774 | 0 | 1 | 24 | 8 | .750 | 12 | 2 | 1st |
| 6 | Louisville | Big East | L | 23 | 9 | .719 | 1 | 1 | 24 | 10 | .706 | 12 | 4 | T2d |
| 8 | Marquette | Big East | L | 24 | 9 | .727 | 0 | 1 | 24 | 10 | .706 | 10 | 6 | T5th |
| 4 | Maryland | Atlantic Coast | L | 24 | 8 | .750 | 1 | 1 | 25 | 9 | .735 | 10 | 6 | T3d |
| 2 | Memphis | Conference USA | Q | 30 | 3 | .909 | 3 | 1 | 33 | 4 | .892 | 16 | 0 | 1st |
| 14 | Miami (OH) | Mid-American (E) | Q | 18 | 14 | .563 | 0 | 1 | 18 | 15 | .545 | 10 | 6 | 3d |
| 9 | Michigan St. | Big Ten | L | 22 | 11 | .667 | 1 | 1 | 23 | 12 | .657 | 8 | 8 | T7th |
| 7 | Nevada | Western Athletic | L | 28 | 4 | .875 | 1 | 1 | 29 | 5 | .853 | 14 | 2 | 1st |
| 13 | New Mexico St. | Western Athletic | Q | 25 | 8 | .758 | 0 | 1 | 25 | 9 | .735 | 11 | 5 | 2d |
| 16 | Niagara | Metro Atlantic | Q | 22 | 11 | .667 | 1 | 1 | 23 | 12 | .657 | 13 | 5 | 2d |
| 1 | North Carolina | Atlantic Coast | Q | 28 | 6 | .824 | 3 | 1 | 31 | 7 | .816 | 11 | 5 | T1st |
| 15 | North Texas | Sun Belt (W) | Q | 23 | 10 | .697 | 0 | 1 | 23 | 11 | .676 | 10 | 8 | 3d |
| 6 | Notre Dame | Big East | L | 24 | 7 | .774 | 0 | 1 | 24 | 8 | .750 | 11 | 5 | 4th |
| 1 | Ohio St. | Big Ten | Q | 30 | 3 | .909 | 5 | 1 | 35 | 4 | .897 | 15 | 1 | 1st |
| 12 | Old Dominion | Colonial | L | 24 | 8 | .750 | 0 | 1 | 24 | 9 | .727 | 15 | 3 | 2d |
| 14 | Oral Roberts | Mid-Continent | Q | 23 | 10 | .697 | 0 | 1 | 23 | 11 | .676 | 12 | 2 | 1st |
| 3 | Oregon | Pacific-10 | Q | 26 | 7 | .788 | 3 | 1 | 29 | 8 | .784 | 11 | 7 | T3d |
| 14 | Penn | Ivy | Q | 22 | 8 | .733 | 0 | 1 | 22 | 9 | .710 | 13 | 1 | 1st |
| 3 | Pittsburgh | Big East | L | 27 | 7 | .794 | 2 | 1 | 29 | 8 | .784 | 12 | 4 | T2d |
| 9 | Purdue | Big Ten | L | 21 | 11 | .656 | 1 | 1 | 22 | 12 | .647 | 9 | 7 | T4th |
| 5 | Southern California | Pacific-10 | L | 23 | 11 | .676 | 2 | 1 | 25 | 12 | .676 | 11 | 7 | T3d |
| 4 | Southern Ill. | Missouri Valley | L | 27 | 6 | .818 | 2 | 1 | 29 | 7 | .806 | 15 | 3 | 1st |
| 11 | Stanford | Pacific-10 | L | 18 | 12 | .600 | 0 | 1 | 18 | 13 | .581 | 10 | 8 | 6th |
| 5 | Tennessee | Southeastern (E) | L | 22 | 10 | .688 | 2 | 1 | 24 | 11 | .686 | 10 | 6 | T2d |
| 4 | Texas | Big 12 | L | 24 | 9 | .727 | 1 | 1 | 25 | 10 | .714 | 12 | 4 | 3d |
| 3 | Texas A&M | Big 12 | L | 25 | 6 | .806 | 2 | 1 | 27 | 7 | .794 | 13 | 3 | 2d |
| 10 | Texas Tech | Big 12 | L | 21 | 12 | .636 | 0 | 1 | 21 | 13 | .618 | 9 | 7 | 5th |
| 2 | UCLA | Pacific-10 | L | 26 | 5 | .839 | 4 | 1 | 30 | 6 | .833 | 15 | 3 | 1st |
| 7 | UNLV | Mountain West | Q | 28 | 6 | .824 | 2 | 1 | 30 | 7 | .811 | 12 | 4 | 2d |
| 6 | Vanderbilt | Southeastern (E) | L | 20 | 11 | .645 | 2 | 1 | 22 | 12 | .647 | 10 | 6 | T2d |
| 11 | VCU | Colonial | Q | 27 | 6 | .818 | 1 | 1 | 28 | 7 | .800 | 16 | 2 | 1st |
| 9 | Villanova | Big East | L | 22 | 10 | .688 | 0 | 1 | 22 | 11 | .667 | 9 | 7 | T7th |
| 4 | Virginia | Atlantic Coast | L | 20 | 10 | .667 | 1 | 1 | 21 | 11 | .656 | 11 | 5 | T1st |
| 5 | Virginia Tech | Atlantic Coast | L | 21 | 11 | .656 | 1 | 1 | 22 | 12 | .647 | 10 | 6 | T3d |
| 3 | Washington St. | Pacific-10 | L | 25 | 7 | .781 | 1 | 1 | 26 | 8 | .765 | 13 | 5 | 2d |
| 15 | Weber St. | Big Sky | Q | 20 | 11 | .645 | 0 | 1 | 20 | 12 | .625 | 11 | 5 | T1st |
| 11 | Winthrop | Big South | Q | 28 | 4 | .875 | 1 | 1 | 29 | 5 | .853 | 14 | 0 | 1st |
| 2 | Wisconsin | Big Ten | L | 29 | 5 | .853 | 1 | 1 | 30 | 6 | .833 | 13 | 3 | 2d |
| 14 | Wright St. | Horizon | Q | 23 | 9 | .719 | 0 | 1 | 23 | 10 | .697 | 13 | 3 | T1st |
| 9 | Xavier | Atlantic 10 | L | 24 | 8 | .750 | 1 | 1 | 25 | 9 | .735 | 13 | 3 | T1st |

2008 TOURNAMENT

| Seed | School | Conference | How | Pre-Tourney | | | Tourney | | Final | | | Conf. | | Fin. |
|------|---------------------|------------------|-----|-------------|----|------|---------|---|-------|----|------|-------|----|------|
| | | | | W | L | Pct. | W | L | W | L | Pct. | W | L | |
| 15 | American | Patriot | Q | 21 | 11 | .656 | 0 | 1 | 21 | 12 | .636 | 10 | 4 | 1st |
| 10 | Arizona | Pacific-10 | L | 19 | 14 | .576 | 0 | 1 | 19 | 15 | .559 | 8 | 10 | 7th |
| 9 | Arkansas | Southeastern (W) | L | 22 | 11 | .667 | 1 | 1 | 23 | 12 | .657 | 9 | 7 | 2d |
| 15 | Austin Peay | Ohio Valley | Q | 24 | 10 | .706 | 0 | 1 | 24 | 11 | .686 | 16 | 4 | 1st |
| 11 | Baylor | Big 12 | L | 21 | 10 | .677 | 0 | 1 | 21 | 11 | .656 | 9 | 7 | T4th |
| 15 | Belmont | Atlantic Sun | Q | 25 | 8 | .758 | 0 | 1 | 25 | 9 | .735 | 14 | 2 | 1st |
| 14 | Boise St. | Western Athletic | Q | 25 | 8 | .758 | 0 | 1 | 25 | 9 | .735 | 12 | 4 | T1st |
| 7 | Butler | Horizon | Q | 29 | 3 | .906 | 1 | 1 | 30 | 4 | .882 | 16 | 2 | 1st |
| 8 | BYU | Mountain West | L | 27 | 7 | .794 | 0 | 1 | 27 | 8 | .771 | 14 | 2 | 1st |
| 14 | Cal St. Fullerton | Big West | Q | 24 | 8 | .750 | 0 | 1 | 24 | 9 | .727 | 12 | 4 | T1st |
| 5 | Clemson | Atlantic Coast | L | 24 | 9 | .727 | 0 | 1 | 24 | 10 | .706 | 10 | 6 | 3d |
| - | Coppin St. | Mid-Eastern | Q | 16 | 20 | .444 | 0 | 1 | 16 | 21 | .432 | 7 | 9 | T7th |
| 14 | Cornell | Ivy | Q | 22 | 5 | .815 | 0 | 1 | 22 | 6 | .786 | 14 | 0 | 1st |
| 10 | Davidson | Southern (S) | Q | 26 | 6 | .813 | 3 | 1 | 29 | 7 | .806 | 20 | 0 | 1st |
| 5 | Drake | Missouri Valley | Q | 28 | 4 | .875 | 0 | 1 | 28 | 5 | .848 | 15 | 3 | 1st |
| 2 | Duke | Atlantic Coast | L | 27 | 5 | .844 | 1 | 1 | 28 | 6 | .824 | 13 | 3 | 2d |
| 12 | George Mason | Colonial | Q | 23 | 10 | .697 | 0 | 1 | 23 | 11 | .676 | 12 | 6 | T2d |
| 2 | Georgetown | Big East | L | 27 | 5 | .844 | 1 | 1 | 28 | 6 | .824 | 15 | 3 | 1st |
| 14 | Georgia | Southeastern (E) | Q | 17 | 16 | .515 | 0 | 1 | 17 | 17 | .500 | 4 | 12 | 6th |
| 7 | Gonzaga | West Coast | L | 25 | 7 | .781 | 0 | 1 | 25 | 8 | .758 | 13 | 1 | 1st |
| 8 | Indiana | Big Ten | L | 25 | 7 | .781 | 0 | 1 | 25 | 8 | .758 | 14 | 4 | 3d |
| 1 | Kansas | Big 12 | Q | 31 | 3 | .912 | 6 | 0 | 37 | 3 | .925 | 13 | 3 | T1st |
| 11 | Kansas St. | Big 12 | L | 20 | 11 | .645 | 1 | 1 | 21 | 12 | .636 | 10 | 6 | 3d |
| 9 | Kent St. | Mid-American (E) | Q | 28 | 6 | .824 | 0 | 1 | 28 | 7 | .800 | 13 | 3 | 1st |
| 11 | Kentucky | Southeastern (E) | L | 18 | 12 | .600 | 0 | 1 | 18 | 13 | .581 | 12 | 4 | 2d |
| 3 | Louisville | Big East | L | 24 | 8 | .750 | 3 | 1 | 27 | 9 | .750 | 14 | 4 | T2d |
| 6 | Marquette | Big East | L | 24 | 9 | .727 | 1 | 1 | 25 | 10 | .714 | 11 | 7 | T5th |
| 1 | Memphis | Conference USA | Q | 33 | 1 | .971 | 5 | 1 | 38 | 2 | .950 | 16 | 0 | 1st |
| 7 | Miami (FL) | Atlantic Coast | L | 22 | 10 | .688 | 1 | 1 | 23 | 11 | .676 | 8 | 8 | T5th |
| 5 | Michigan St. | Big Ten | L | 25 | 8 | .758 | 2 | 1 | 27 | 9 | .750 | 12 | 6 | 4th |
| 8 | Mississippi St. | Southeastern (W) | L | 22 | 10 | .688 | 1 | 1 | 23 | 11 | .676 | 12 | 4 | 1st |
| 16 | Mississippi Val. | Southwestern | Q | 17 | 15 | .531 | 0 | 1 | 17 | 16 | .515 | 12 | 6 | 2d |
| 16 | Mount St. Mary's | Northeast | Q | 18 | 14 | .563 | 1 | 1 | 19 | 15 | .559 | 11 | 7 | T4th |
| 1 | North Carolina | Atlantic Coast | Q | 32 | 2 | .941 | 4 | 1 | 36 | 3 | .923 | 14 | 2 | 1st |
| 5 | Notre Dame | Big East | L | 24 | 7 | .774 | 1 | 1 | 25 | 8 | .758 | 14 | 4 | T2d |
| 6 | Oklahoma | Big 12 | L | 22 | 11 | .667 | 1 | 1 | 23 | 12 | .657 | 9 | 7 | T4th |
| 13 | Oral Roberts | Summit | Q | 24 | 8 | .750 | 0 | 1 | 24 | 9 | .727 | 16 | 2 | 1st |
| 9 | Oregon | Pacific-10 | L | 18 | 13 | .581 | 0 | 1 | 18 | 14 | .563 | 9 | 9 | T5th |
| 4 | Pittsburgh | Big East | Q | 26 | 9 | .743 | 1 | 1 | 27 | 10 | .730 | 10 | 8 | 7th |
| 16 | Portland St. | Big Sky | Q | 23 | 9 | .719 | 0 | 1 | 23 | 10 | .697 | 14 | 2 | 1st |
| 6 | Purdue | Big Ten | L | 24 | 8 | .750 | 1 | 1 | 25 | 9 | .735 | 15 | 3 | 2d |
| 11 | Saint Joseph's | Atlantic 10 | L | 21 | 12 | .636 | 0 | 1 | 21 | 13 | .618 | 9 | 7 | T4th |
| 13 | San Diego | West Coast | Q | 21 | 13 | .618 | 1 | 1 | 22 | 14 | .611 | 11 | 3 | 3d |
| 13 | Siena | Metro Atlantic | Q | 22 | 10 | .688 | 1 | 1 | 23 | 11 | .676 | 13 | 5 | T1st |
| 10 | South Ala. | Sun Belt (E) | L | 26 | 6 | .813 | 0 | 1 | 26 | 7 | .788 | 16 | 2 | T1st |
| 6 | Southern California | Pacific-10 | L | 21 | 11 | .656 | 0 | 1 | 21 | 12 | .636 | 11 | 7 | T3d |
| 10 | Saint Mary's (CA) | West Coast | L | 25 | 6 | .806 | 0 | 1 | 25 | 7 | .781 | 12 | 2 | 2d |
| 3 | Stanford | Pacific-10 | L | 26 | 7 | .788 | 2 | 1 | 28 | 8 | .778 | 13 | 5 | 2d |
| 12 | Temple | Atlantic 10 | Q | 21 | 12 | .636 | 0 | 1 | 21 | 13 | .618 | 11 | 5 | 2d |
| 2 | Tennessee | Southeastern (E) | L | 29 | 4 | .879 | 2 | 1 | 31 | 5 | .861 | 14 | 2 | 1st |
| 2 | Texas | Big 12 | L | 28 | 6 | .824 | 3 | 1 | 31 | 7 | .816 | 13 | 3 | T1st |
| 9 | Texas A&M | Big 12 | L | 24 | 10 | .706 | 1 | 1 | 25 | 11 | .694 | 8 | 8 | 6th |
| 16 | Texas-Arlington | Southland (W) | Q | 21 | 11 | .656 | 0 | 1 | 21 | 12 | .636 | 7 | 9 | T3d |
| 1 | UCLA | Pacific-10 | Q | 31 | 3 | .912 | 4 | 1 | 35 | 4 | .897 | 16 | 2 | 1st |
| 4 | UConn | Big East | L | 24 | 8 | .750 | 0 | 1 | 24 | 9 | .727 | 13 | 5 | 4th |
| 15 | UMBC | America East | Q | 24 | 8 | .750 | 0 | 1 | 24 | 9 | .727 | 13 | 3 | 1st |
| 8 | UNLV | Mountain West | Q | 26 | 7 | .788 | 1 | 1 | 27 | 8 | .771 | 12 | 4 | 2d |
| 4 | Vanderbilt | Southeastern (E) | L | 26 | 7 | .788 | 0 | 1 | 26 | 8 | .765 | 10 | 6 | 3d |
| 12 | Villanova | Big East | L | 20 | 12 | .625 | 2 | 1 | 22 | 13 | .629 | 9 | 9 | T8th |
| 4 | Washington St. | Pacific-10 | L | 24 | 8 | .750 | 2 | 1 | 26 | 9 | .743 | 11 | 7 | T3d |
| 7 | West Virginia | Big East | L | 24 | 10 | .706 | 2 | 1 | 26 | 11 | .703 | 11 | 7 | T5th |
| 12 | Western Ky. | Sun Belt (E) | Q | 27 | 6 | .818 | 2 | 1 | 29 | 7 | .806 | 16 | 2 | T1st |
| 13 | Winthrop | Big South | Q | 22 | 11 | .667 | 0 | 1 | 22 | 12 | .647 | 10 | 4 | T1st |
| 3 | Wisconsin | Big Ten | Q | 29 | 4 | .879 | 2 | 1 | 31 | 5 | .861 | 16 | 2 | 1st |
| 3 | Xavier | Atlantic 10 | L | 27 | 6 | .818 | 3 | 1 | 30 | 7 | .811 | 14 | 2 | 1st |

2009 TOURNAMENT

| Seed | School | Conference | How | Pre-Tourney | | | Tourney | | Final | | | Conf. | | |
|------|---------------------|------------------|-----|-------------|----|------|---------|---|-------|----|------|-------|---|------|
| | | | | W | L | Pct. | W | L | W | L | Pct. | W | L | Fin. |
| 13 | Akron | Mid-American (E) | Q | 23 | 12 | .657 | 0 | 1 | 23 | 13 | .639 | 10 | 6 | T3d |
| - | Alabama St. | Southwestern | Q | 22 | 9 | .710 | 0 | 1 | 22 | 10 | .688 | 16 | 2 | 1st |
| 14 | American | Patriot | Q | 24 | 7 | .774 | 0 | 1 | 24 | 8 | .750 | 13 | 1 | 1st |
| 12 | Arizona | Pacific-10 | L | 19 | 13 | .594 | 2 | 1 | 21 | 14 | .600 | 9 | 9 | T5th |
| 6 | Arizona St. | Pacific-10 | L | 24 | 9 | .727 | 1 | 1 | 25 | 10 | .714 | 11 | 7 | T3d |
| 15 | Binghamton | America East | Q | 23 | 8 | .742 | 0 | 1 | 23 | 9 | .719 | 13 | 3 | T1st |
| 7 | Boston College | Atlantic Coast | L | 22 | 11 | .667 | 0 | 1 | 22 | 12 | .647 | 9 | 7 | T5th |
| 9 | Butler | Horizon | L | 26 | 5 | .839 | 0 | 1 | 26 | 6 | .813 | 15 | 3 | 1st |
| 8 | BYU | Mountain West | L | 25 | 7 | .781 | 0 | 1 | 25 | 8 | .758 | 12 | 4 | T1st |
| 15 | Cal St. Northridge | Big West | Q | 17 | 13 | .567 | 0 | 1 | 17 | 14 | .548 | 11 | 5 | 1st |
| 7 | California | Pacific-10 | L | 22 | 10 | .688 | 0 | 1 | 22 | 11 | .667 | 11 | 7 | T3d |
| 16 | Chattanooga | Southern | Q | 18 | 16 | .529 | 0 | 1 | 18 | 17 | .514 | 11 | 9 | T1st |
| 7 | Clemson | Atlantic Coast | L | 23 | 8 | .742 | 0 | 1 | 23 | 9 | .719 | 9 | 7 | T5th |
| 13 | Cleveland St. | Horizon | Q | 25 | 10 | .714 | 1 | 1 | 26 | 11 | .703 | 12 | 6 | T3d |
| 14 | Cornell | Ivy | Q | 21 | 9 | .700 | 0 | 1 | 21 | 10 | .677 | 11 | 3 | 1st |
| 11 | Dayton | Atlantic 10 | L | 26 | 7 | .788 | 1 | 1 | 27 | 8 | .771 | 11 | 5 | T2d |
| 2 | Duke | Atlantic Coast | Q | 28 | 6 | .824 | 2 | 1 | 30 | 7 | .811 | 11 | 5 | T2d |
| 16 | East Tenn. St. | Atlantic Sun | Q | 23 | 10 | .697 | 0 | 1 | 23 | 11 | .676 | 14 | 6 | T2d |
| 5 | Florida St. | Atlantic Coast | L | 25 | 9 | .735 | 0 | 1 | 25 | 10 | .714 | 10 | 6 | 4th |
| 4 | Gonzaga | West Coast | Q | 26 | 5 | .839 | 2 | 1 | 28 | 6 | .824 | 14 | 0 | 1st |
| 5 | Illinois | Big Ten | L | 24 | 9 | .727 | 0 | 1 | 24 | 10 | .706 | 11 | 7 | T2d |
| 3 | Kansas | Big 12 | L | 25 | 7 | .781 | 2 | 1 | 27 | 8 | .771 | 14 | 2 | 1st |
| 1 | Louisville | Big East | Q | 28 | 5 | .848 | 3 | 1 | 31 | 6 | .838 | 16 | 2 | 1st |
| 8 | LSU | Southeastern (W) | L | 26 | 7 | .788 | 1 | 1 | 27 | 8 | .771 | 13 | 3 | 1st |
| 6 | Marquette | Big East | L | 24 | 9 | .727 | 1 | 1 | 25 | 10 | .714 | 12 | 6 | 5th |
| 10 | Maryland | Atlantic Coast | L | 20 | 13 | .606 | 1 | 1 | 21 | 14 | .600 | 7 | 9 | T7th |
| 2 | Memphis | Conference USA | Q | 31 | 3 | .912 | 2 | 1 | 33 | 4 | .892 | 16 | 0 | 1st |
| 10 | Michigan | Big Ten | L | 20 | 13 | .606 | 1 | 1 | 21 | 14 | .600 | 9 | 9 | T7th |
| 2 | Michigan St. | Big Ten | L | 26 | 6 | .813 | 5 | 1 | 31 | 7 | .816 | 15 | 3 | 1st |
| 10 | Minnesota | Big Ten | L | 22 | 10 | .688 | 0 | 1 | 22 | 11 | .667 | 9 | 9 | T7th |
| 13 | Mississippi St. | Southeastern (W) | Q | 23 | 12 | .657 | 0 | 1 | 23 | 13 | .639 | 9 | 7 | 3d |
| 3 | Missouri | Big 12 | Q | 28 | 6 | .824 | 3 | 1 | 31 | 7 | .816 | 12 | 4 | 3d |
| 16 | Morehead St. | Ohio Valley | Q | 19 | 15 | .559 | 1 | 1 | 20 | 16 | .556 | 12 | 6 | 4th |
| 15 | Morgan St. | Mid-Eastern | Q | 23 | 11 | .676 | 0 | 1 | 23 | 12 | .657 | 13 | 3 | 1st |
| 1 | North Carolina | Atlantic Coast | L | 28 | 4 | .875 | 6 | 0 | 34 | 4 | .895 | 13 | 3 | 1st |
| 14 | North Dakota St. | Summit | Q | 26 | 6 | .813 | 0 | 1 | 26 | 7 | .788 | 16 | 2 | 1st |
| 8 | Ohio St. | Big Ten | L | 22 | 10 | .688 | 0 | 1 | 22 | 11 | .667 | 10 | 8 | T4th |
| 2 | Oklahoma | Big 12 | L | 27 | 5 | .844 | 3 | 1 | 30 | 6 | .833 | 13 | 3 | 2d |
| 8 | Oklahoma St. | Big 12 | L | 22 | 11 | .667 | 1 | 1 | 23 | 12 | .657 | 9 | 7 | T4th |
| 1 | Pittsburgh | Big East | L | 28 | 4 | .875 | 3 | 1 | 31 | 5 | .861 | 15 | 3 | T2d |
| 13 | Portland St. | Big Sky | Q | 23 | 9 | .719 | 0 | 1 | 23 | 10 | .697 | 11 | 5 | T2d |
| 5 | Purdue | Big Ten | Q | 25 | 9 | .735 | 2 | 1 | 27 | 10 | .730 | 11 | 7 | T2d |
| 16 | Radford | Big South | Q | 21 | 11 | .656 | 0 | 1 | 21 | 12 | .636 | 15 | 3 | 1st |
| 15 | Robert Morris | Northeast | Q | 24 | 10 | .706 | 0 | 1 | 24 | 11 | .686 | 15 | 3 | 1st |
| 9 | Siena | Metro Atlantic | Q | 26 | 7 | .788 | 1 | 1 | 27 | 8 | .771 | 16 | 2 | 1st |
| 10 | Southern California | Pacific-10 | Q | 21 | 12 | .636 | 1 | 1 | 22 | 13 | .629 | 9 | 9 | T5th |
| 14 | Stephen F. Austin | Southland | Q | 24 | 7 | .774 | 0 | 1 | 24 | 8 | .750 | 13 | 3 | 1st |
| 3 | Syracuse | Big East | L | 26 | 9 | .743 | 2 | 1 | 28 | 10 | .737 | 11 | 7 | 6th |
| 11 | Temple | Atlantic 10 | Q | 22 | 11 | .667 | 0 | 1 | 22 | 12 | .647 | 11 | 5 | T2d |
| 9 | Tennessee | Southeastern (E) | L | 21 | 12 | .636 | 0 | 1 | 21 | 13 | .618 | 10 | 6 | T1st |
| 7 | Texas | Big 12 | L | 22 | 11 | .667 | 1 | 1 | 23 | 12 | .657 | 9 | 7 | T4th |
| 9 | Texas A&M | Big 12 | L | 23 | 9 | .719 | 1 | 1 | 24 | 10 | .706 | 9 | 7 | T4th |
| 6 | UCLA | Pacific-10 | L | 25 | 8 | .758 | 1 | 1 | 26 | 9 | .743 | 13 | 5 | 2d |
| 1 | UConn | Big East | L | 27 | 4 | .871 | 4 | 1 | 31 | 5 | .861 | 15 | 3 | T2d |
| 12 | UNI | Missouri Valley | Q | 23 | 10 | .697 | 0 | 1 | 23 | 11 | .676 | 14 | 4 | T1st |
| 5 | Utah | Mountain West | Q | 24 | 9 | .727 | 0 | 1 | 24 | 10 | .706 | 12 | 4 | T1st |
| 11 | Utah St. | Western Athletic | Q | 30 | 4 | .882 | 0 | 1 | 30 | 5 | .857 | 14 | 2 | 1st |
| 11 | VCU | Colonial | Q | 24 | 9 | .727 | 0 | 1 | 24 | 10 | .706 | 14 | 4 | 1st |
| 3 | Villanova | Big East | L | 26 | 7 | .788 | 4 | 1 | 30 | 8 | .789 | 13 | 5 | 4th |
| 4 | Wake Forest | Atlantic Coast | L | 24 | 6 | .800 | 0 | 1 | 24 | 7 | .774 | 11 | 5 | T2d |
| 4 | Washington | Pacific-10 | L | 25 | 8 | .758 | 1 | 1 | 26 | 9 | .743 | 14 | 4 | 1st |
| 6 | West Virginia | Big East | L | 23 | 11 | .676 | 0 | 1 | 23 | 12 | .657 | 10 | 8 | T7th |
| 12 | Western Ky. | Sun Belt (E) | Q | 24 | 8 | .750 | 1 | 1 | 25 | 9 | .735 | 15 | 3 | 1st |
| 12 | Wisconsin | Big Ten | L | 19 | 12 | .613 | 1 | 1 | 20 | 13 | .606 | 10 | 8 | T4th |
| 4 | Xavier | Atlantic 10 | L | 25 | 7 | .781 | 2 | 1 | 27 | 8 | .771 | 12 | 4 | 1st |

2010 TOURNAMENT

| Seed | School | Conference | How | Pre-Tourney | | | Tourney | | Final | | | Conf. | | |
|------|-------------------|------------------|-----|-------------|----|------|---------|---|-------|----|------|-------|---|------|
| | | | | W | L | Pct. | W | L | W | L | Pct. | W | L | Fin. |
| 16 | Ark.-Pine Bluff | Southwestern | Q | 16 | 15 | .516 | 1 | 1 | 17 | 16 | .515 | 14 | 4 | 2d |
| 3 | Baylor | Big 12 | L | 25 | 7 | .781 | 3 | 1 | 28 | 8 | .778 | 11 | 5 | T2d |
| 5 | Butler | Horizon | Q | 28 | 4 | .875 | 5 | 1 | 33 | 5 | .868 | 18 | 0 | 1st |
| 7 | BYU | Mountain West | L | 29 | 5 | .853 | 1 | 1 | 30 | 6 | .833 | 13 | 3 | 2d |
| 8 | California | Pacific-10 | L | 23 | 10 | .697 | 1 | 1 | 24 | 11 | .686 | 13 | 5 | 1st |
| 7 | Clemson | Atlantic Coast | L | 21 | 10 | .677 | 0 | 1 | 21 | 11 | .656 | 9 | 7 | T5th |
| 12 | Cornell | Ivy | Q | 27 | 4 | .871 | 2 | 1 | 29 | 5 | .853 | 13 | 1 | 1st |
| 1 | Duke | Atlantic Coast | Q | 29 | 5 | .853 | 6 | 0 | 35 | 5 | .875 | 13 | 3 | T1st |
| 16 | East Tenn. St. | Atlantic Sun | Q | 20 | 14 | .588 | 0 | 1 | 20 | 15 | .571 | 13 | 7 | 5th |
| 10 | Florida | Southeastern (E) | L | 21 | 12 | .636 | 0 | 1 | 21 | 13 | .618 | 9 | 7 | 4th |
| 9 | Florida St. | Atlantic Coast | L | 22 | 9 | .710 | 0 | 1 | 22 | 10 | .688 | 10 | 6 | T3d |
| 3 | Georgetown | Big East | L | 23 | 10 | .697 | 0 | 1 | 23 | 11 | .676 | 10 | 8 | T7th |
| 10 | Georgia Tech | Atlantic Coast | L | 22 | 12 | .647 | 1 | 1 | 23 | 13 | .639 | 7 | 9 | 7th |
| 8 | Gonzaga | West Coast | L | 26 | 6 | .813 | 1 | 1 | 27 | 7 | .794 | 12 | 2 | 1st |
| 13 | Houston | Conference USA | Q | 19 | 15 | .559 | 0 | 1 | 19 | 16 | .543 | 7 | 9 | T7th |
| 1 | Kansas | Big 12 | Q | 32 | 2 | .941 | 1 | 1 | 33 | 3 | .917 | 15 | 1 | 1st |
| 2 | Kansas St. | Big 12 | L | 26 | 7 | .788 | 3 | 1 | 29 | 8 | .784 | 11 | 5 | T2d |
| 1 | Kentucky | Southeastern (E) | Q | 32 | 2 | .941 | 3 | 1 | 35 | 3 | .921 | 14 | 2 | 1st |
| 16 | Lehigh | Patriot | Q | 22 | 10 | .688 | 0 | 1 | 22 | 11 | .667 | 10 | 4 | 1st |
| 9 | Louisville | Big East | L | 20 | 12 | .625 | 0 | 1 | 20 | 13 | .606 | 11 | 7 | T5th |
| 6 | Marquette | Big East | L | 22 | 11 | .667 | 0 | 1 | 22 | 12 | .647 | 11 | 7 | T5th |
| 4 | Maryland | Atlantic Coast | L | 23 | 8 | .742 | 1 | 1 | 24 | 9 | .727 | 13 | 3 | T1st |
| 5 | Michigan St. | Big Ten | L | 24 | 8 | .750 | 4 | 1 | 28 | 9 | .757 | 14 | 4 | T1st |
| 11 | Minnesota | Big Ten | L | 21 | 13 | .618 | 0 | 1 | 21 | 14 | .600 | 9 | 9 | 6th |
| 10 | Missouri | Big 12 | L | 22 | 10 | .688 | 1 | 1 | 23 | 11 | .676 | 10 | 6 | 5th |
| 14 | Montana | Big Sky | Q | 22 | 9 | .710 | 0 | 1 | 22 | 10 | .688 | 10 | 6 | T3d |
| 15 | Morgan St. | Mid-Eastern | Q | 27 | 9 | .750 | 0 | 1 | 27 | 10 | .730 | 15 | 1 | 1st |
| 13 | Murray St. | Ohio Valley | Q | 30 | 4 | .882 | 1 | 1 | 31 | 5 | .861 | 17 | 1 | 1st |
| 3 | New Mexico | Mountain West | L | 29 | 4 | .879 | 1 | 1 | 30 | 5 | .857 | 14 | 2 | 1st |
| 12 | New Mexico St. | Western Athletic | Q | 22 | 11 | .667 | 0 | 1 | 22 | 12 | .647 | 11 | 5 | T2d |
| 15 | North Texas | Sun Belt (W) | Q | 24 | 8 | .750 | 0 | 1 | 24 | 9 | .727 | 13 | 5 | 1st |
| 6 | Notre Dame | Big East | L | 23 | 11 | .676 | 0 | 1 | 23 | 12 | .657 | 10 | 8 | T7th |
| 14 | Oakland | Summit | Q | 26 | 8 | .765 | 0 | 1 | 26 | 9 | .743 | 17 | 1 | 1st |
| 14 | Ohio | Mid-American (E) | Q | 21 | 14 | .600 | 1 | 1 | 22 | 15 | .595 | 7 | 9 | 5th |
| 2 | Ohio St. | Big Ten | Q | 27 | 7 | .794 | 2 | 1 | 29 | 8 | .784 | 14 | 4 | T1st |
| 7 | Oklahoma St. | Big 12 | L | 22 | 10 | .688 | 0 | 1 | 22 | 11 | .667 | 9 | 7 | T6th |
| 11 | Old Dominion | Colonial | Q | 26 | 8 | .765 | 1 | 1 | 27 | 9 | .750 | 15 | 3 | 1st |
| 3 | Pittsburgh | Big East | L | 24 | 8 | .750 | 1 | 1 | 25 | 9 | .735 | 13 | 5 | T2d |
| 4 | Purdue | Big Ten | L | 27 | 5 | .844 | 2 | 1 | 29 | 6 | .829 | 14 | 4 | T1st |
| 7 | Richmond | Atlantic 10 | L | 26 | 8 | .765 | 0 | 1 | 26 | 9 | .743 | 13 | 3 | 3d |
| 15 | Robert Morris | Northeast | Q | 23 | 11 | .676 | 0 | 1 | 23 | 12 | .657 | 15 | 3 | T1st |
| 14 | Sam Houston St. | Southland (W) | Q | 25 | 7 | .781 | 0 | 1 | 25 | 8 | .758 | 14 | 2 | 1st |
| 11 | San Diego St. | Mountain West | Q | 25 | 8 | .758 | 0 | 1 | 25 | 9 | .735 | 11 | 5 | T3d |
| 13 | Siena | Metro Atlantic | Q | 27 | 6 | .818 | 0 | 1 | 27 | 7 | .794 | 17 | 1 | 1st |
| 10 | Saint Mary's (CA) | West Coast | Q | 26 | 5 | .839 | 2 | 1 | 28 | 6 | .824 | 11 | 3 | 2d |
| 1 | Syracuse | Big East | L | 28 | 4 | .875 | 2 | 1 | 30 | 5 | .857 | 15 | 3 | 1st |
| 5 | Temple | Atlantic 10 | Q | 29 | 5 | .853 | 0 | 1 | 29 | 6 | .829 | 14 | 2 | T1st |
| 6 | Tennessee | Southeastern (E) | L | 25 | 8 | .758 | 3 | 1 | 28 | 9 | .757 | 11 | 5 | 3d |
| 8 | Texas | Big 12 | L | 24 | 9 | .727 | 0 | 1 | 24 | 10 | .706 | 9 | 7 | T6th |
| 5 | Texas A&M | Big 12 | L | 23 | 9 | .719 | 1 | 1 | 24 | 10 | .706 | 11 | 5 | T2d |
| 15 | UC Santa Barbara | Big West | Q | 20 | 9 | .690 | 0 | 1 | 20 | 10 | .667 | 12 | 4 | T1st |
| 9 | UNI | Missouri Valley | Q | 28 | 4 | .875 | 2 | 1 | 30 | 5 | .857 | 15 | 3 | 1st |
| 8 | UNLV | Mountain West | L | 25 | 8 | .758 | 0 | 1 | 25 | 9 | .735 | 11 | 5 | T3d |
| 12 | Utah St. | Western Athletic | L | 27 | 7 | .794 | 0 | 1 | 27 | 8 | .771 | 14 | 2 | 1st |
| 12 | UTEP | Conference USA | L | 26 | 6 | .813 | 0 | 1 | 26 | 7 | .788 | 15 | 1 | 1st |
| 4 | Vanderbilt | Southeastern (E) | L | 24 | 8 | .750 | 0 | 1 | 24 | 9 | .727 | 12 | 4 | 2d |
| 16 | Vermont | America East | Q | 25 | 9 | .735 | 0 | 1 | 25 | 10 | .714 | 12 | 4 | 2d |
| 2 | Villanova | Big East | L | 24 | 7 | .774 | 1 | 1 | 25 | 8 | .758 | 13 | 5 | T2d |
| 9 | Wake Forest | Atlantic Coast | L | 19 | 10 | .655 | 1 | 1 | 20 | 11 | .645 | 9 | 7 | T5th |
| 11 | Washington | Pacific-10 | Q | 24 | 9 | .727 | 2 | 1 | 26 | 10 | .722 | 11 | 7 | 3d |
| 2 | West Virginia | Big East | Q | 27 | 6 | .818 | 4 | 1 | 31 | 7 | .816 | 13 | 5 | T2d |
| - | Winthrop | Big South | Q | 19 | 13 | .594 | 0 | 1 | 19 | 14 | .576 | 12 | 6 | 3d |
| 4 | Wisconsin | Big Ten | L | 23 | 8 | .742 | 1 | 1 | 24 | 9 | .727 | 13 | 5 | 4th |
| 13 | Wofford | Southern (S) | Q | 26 | 8 | .765 | 0 | 1 | 26 | 9 | .743 | 15 | 3 | 1st |
| 6 | Xavier | Atlantic 10 | L | 24 | 8 | .750 | 2 | 1 | 26 | 9 | .743 | 14 | 2 | T1st |

2011 TOURNAMENT

| Seed | School | Conference | How | Pre-Tourney | | | Tourney | | Final | | | Conf. | | |
|------|---------------------|------------------|-----|-------------|----|------|---------|---|-------|----|------|-------|---|------|
| | | | | W | L | Pct. | W | L | W | L | Pct. | W | L | Fin. |
| 15 | Akron | Mid-American (E) | Q | 23 | 12 | .657 | 0 | 1 | 23 | 13 | .639 | 9 | 7 | T3d |
| - | Alabama St. | Southwestern | Q | 17 | 17 | .500 | 0 | 1 | 17 | 18 | .486 | 11 | 7 | 4th |
| 5 | Arizona | Pacific-10 | L | 27 | 7 | .794 | 3 | 1 | 30 | 8 | .789 | 14 | 4 | 1st |
| 13 | Belmont | Atlantic Sun | Q | 30 | 4 | .882 | 0 | 1 | 30 | 5 | .857 | 19 | 1 | 1st |
| 16 | Boston U. | America East | Q | 21 | 13 | .618 | 0 | 1 | 21 | 14 | .600 | 12 | 4 | 2nd |
| 14 | Bucknell | Patriot | Q | 25 | 8 | .758 | 0 | 1 | 25 | 9 | .735 | 13 | 1 | 1st |
| 8 | Butler | Horizon | Q | 23 | 9 | .719 | 5 | 1 | 28 | 10 | .737 | 13 | 5 | T1st |
| 3 | BYU | Mountain West | L | 30 | 4 | .882 | 2 | 1 | 32 | 5 | .865 | 14 | 2 | T1st |
| 6 | Cincinnati | Big East | L | 25 | 8 | .758 | 1 | 1 | 26 | 9 | .743 | 11 | 7 | T6th |
| 12 | Clemson | Atlantic Coast | L | 21 | 11 | .656 | 1 | 1 | 22 | 12 | .647 | 9 | 7 | T3d |
| 1 | Duke | Atlantic Coast | Q | 30 | 4 | .882 | 2 | 1 | 32 | 5 | .865 | 13 | 3 | 2nd |
| 2 | Florida | Southeastern (E) | L | 26 | 7 | .788 | 3 | 1 | 29 | 8 | .784 | 13 | 3 | 1st |
| 10 | Florida St. | Atlantic Coast | L | 21 | 10 | .677 | 2 | 1 | 23 | 11 | .676 | 11 | 5 | 3d |
| 8 | George Mason | Colonial | L | 26 | 6 | .813 | 1 | 1 | 27 | 7 | .794 | 16 | 2 | 1st |
| 6 | Georgetown | Big East | L | 21 | 10 | .677 | 0 | 1 | 21 | 11 | .656 | 10 | 8 | 8th |
| 10 | Georgia | Southeastern (E) | L | 21 | 11 | .656 | 0 | 1 | 21 | 12 | .636 | 9 | 7 | T3d |
| 11 | Gonzaga | West Coast | Q | 24 | 9 | .727 | 1 | 1 | 25 | 10 | .714 | 11 | 3 | T1st |
| 16 | Hampton | Mid-Eastern | Q | 24 | 8 | .750 | 0 | 1 | 24 | 9 | .727 | 11 | 5 | T2nd |
| 9 | Illinois | Big Ten | L | 19 | 13 | .594 | 1 | 1 | 20 | 14 | .588 | 9 | 9 | T4th |
| 14 | Indiana St. | Missouri Valley | Q | 20 | 13 | .606 | 0 | 1 | 20 | 14 | .588 | 12 | 6 | 3d |
| 1 | Kansas | Big 12 | Q | 32 | 2 | .941 | 3 | 1 | 35 | 3 | .921 | 14 | 2 | 1st |
| 5 | Kansas St. | Big 12 | L | 22 | 10 | .688 | 1 | 1 | 23 | 11 | .676 | 10 | 6 | T3d |
| 4 | Kentucky | Southeastern (E) | Q | 25 | 8 | .758 | 4 | 1 | 29 | 9 | .763 | 10 | 6 | 2nd |
| - | Little Rock | Sun Belt (W) | Q | 19 | 16 | .543 | 0 | 1 | 19 | 17 | .528 | 7 | 9 | 5th |
| 15 | LIU Brooklyn | Northeast | Q | 27 | 5 | .844 | 0 | 1 | 27 | 6 | .818 | 16 | 2 | 1st |
| 4 | Louisville | Big East | L | 25 | 9 | .735 | 0 | 1 | 25 | 10 | .714 | 12 | 6 | T3d |
| 11 | Marquette | Big East | L | 20 | 14 | .588 | 2 | 1 | 22 | 15 | .595 | 9 | 9 | T9th |
| 12 | Memphis | Conference USA | Q | 25 | 9 | .735 | 0 | 1 | 25 | 10 | .714 | 10 | 6 | 4th |
| 8 | Michigan | Big Ten | L | 20 | 13 | .606 | 1 | 1 | 21 | 14 | .600 | 9 | 9 | T4th |
| 10 | Michigan St. | Big Ten | L | 19 | 14 | .576 | 0 | 1 | 19 | 15 | .559 | 9 | 9 | T4th |
| 11 | Missouri | Big 12 | L | 23 | 10 | .697 | 0 | 1 | 23 | 11 | .676 | 8 | 8 | T5th |
| 13 | Morehead St. | Ohio Valley | Q | 24 | 9 | .727 | 1 | 1 | 25 | 10 | .714 | 13 | 5 | T2nd |
| 2 | North Carolina | Atlantic Coast | L | 26 | 7 | .788 | 3 | 1 | 29 | 8 | .784 | 14 | 2 | 1st |
| 15 | Northern Colo. | Big Sky | Q | 21 | 10 | .677 | 0 | 1 | 21 | 11 | .656 | 13 | 3 | 1st |
| 2 | Notre Dame | Big East | L | 26 | 6 | .813 | 1 | 1 | 27 | 7 | .794 | 14 | 4 | 2nd |
| 13 | Oakland | Summit | Q | 25 | 9 | .735 | 0 | 1 | 25 | 10 | .714 | 17 | 1 | 1st |
| 1 | Ohio St. | Big Ten | Q | 31 | 2 | .939 | 2 | 1 | 33 | 3 | .917 | 16 | 2 | 1st |
| 9 | Old Dominion | Colonial | Q | 27 | 6 | .818 | 0 | 1 | 27 | 7 | .794 | 14 | 4 | T2nd |
| 10 | Penn St. | Big Ten | L | 19 | 14 | .594 | 0 | 1 | 19 | 15 | .576 | 9 | 9 | T4th |
| 1 | Pittsburgh | Big East | L | 27 | 5 | .844 | 1 | 1 | 28 | 6 | .824 | 15 | 3 | 1st |
| 13 | Princeton | Ivy | Q | 25 | 6 | .806 | 0 | 1 | 25 | 7 | .781 | 12 | 2 | T1st |
| 3 | Purdue | Big Ten | L | 25 | 7 | .781 | 1 | 1 | 26 | 8 | .765 | 14 | 4 | 2nd |
| 12 | Richmond | Atlantic 10 | Q | 27 | 7 | .794 | 2 | 1 | 29 | 8 | .784 | 13 | 3 | 3d |
| 14 | Saint Peter's | Metro Atlantic | Q | 20 | 13 | .606 | 0 | 1 | 20 | 14 | .588 | 11 | 7 | 4th |
| 2 | San Diego St. | Mountain West | Q | 32 | 2 | .941 | 2 | 1 | 34 | 3 | .919 | 14 | 2 | T1st |
| - | Southern California | Pacific-10 | L | 19 | 14 | .576 | 0 | 1 | 19 | 15 | .559 | 10 | 8 | T4th |
| 6 | St. John's (NY) | Big East | L | 21 | 11 | .656 | 0 | 1 | 21 | 12 | .636 | 12 | 6 | T3d |
| 3 | Syracuse | Big East | L | 26 | 7 | .788 | 1 | 1 | 27 | 8 | .771 | 12 | 6 | T3d |
| 7 | Temple | Atlantic 10 | L | 25 | 7 | .781 | 1 | 1 | 26 | 8 | .765 | 14 | 2 | 4th |
| 9 | Tennessee | Southeastern (E) | L | 19 | 14 | .576 | 0 | 1 | 19 | 15 | .559 | 8 | 8 | 5th |
| 4 | Texas | Big 12 | L | 27 | 7 | .794 | 1 | 1 | 28 | 8 | .778 | 13 | 3 | 2nd |
| 7 | Texas A&M | Big 12 | L | 24 | 8 | .750 | 0 | 1 | 24 | 9 | .727 | 10 | 6 | T3d |
| - | UAB | Conference USA | L | 22 | 8 | .733 | 0 | 1 | 22 | 9 | .710 | 12 | 4 | 1st |
| 15 | UC Santa Barbara | Big West | Q | 18 | 13 | .581 | 0 | 1 | 18 | 14 | .563 | 8 | 8 | T4th |
| 7 | UCLA | Pacific-10 | L | 22 | 10 | .688 | 1 | 1 | 23 | 11 | .676 | 13 | 5 | 2nd |
| 3 | UConn | Big East | Q | 26 | 9 | .743 | 6 | 0 | 32 | 9 | .780 | 9 | 9 | T9th |
| 16 | UNC Asheville | Big South | Q | 19 | 13 | .594 | 1 | 1 | 20 | 14 | .588 | 11 | 7 | 3d |
| 8 | UNLV | Mountain West | L | 24 | 8 | .750 | 0 | 1 | 24 | 9 | .727 | 11 | 5 | 3d |
| 12 | Utah St. | Western Athletic | Q | 30 | 3 | .909 | 0 | 1 | 30 | 4 | .882 | 15 | 1 | 1st |
| 16 | UTSA | Southland (W) | Q | 19 | 13 | .594 | 1 | 1 | 20 | 14 | .588 | 9 | 7 | T3d |
| 5 | Vanderbilt | Southeastern (E) | L | 23 | 10 | .697 | 0 | 1 | 23 | 11 | .676 | 9 | 7 | T3d |
| 11 | VCU | Colonial | L | 23 | 11 | .676 | 5 | 1 | 28 | 12 | .700 | 12 | 6 | 4th |
| 9 | Villanova | Big East | L | 21 | 11 | .656 | 0 | 1 | 21 | 12 | .636 | 9 | 9 | T9th |
| 7 | Washington | Pacific-10 | Q | 23 | 10 | .697 | 1 | 1 | 24 | 11 | .686 | 11 | 7 | 3d |
| 5 | West Virginia | Big East | L | 20 | 11 | .645 | 1 | 1 | 21 | 12 | .636 | 11 | 7 | T6th |

| Seed | School | Conference | How | Pre-Tourney | | | Tourney | | Final | | | Conf. | | |
|------|-----------|--------------|-----|-------------|----|------|---------|---|-------|----|------|-------|---|------|
| | | | | W | L | Pct. | W | L | W | L | Pct. | W | L | Fin. |
| 4 | Wisconsin | Big Ten | L | 23 | 8 | .742 | 2 | 1 | 25 | 9 | .735 | 13 | 5 | 3d |
| 14 | Wofford | Southern (S) | Q | 21 | 12 | .636 | 0 | 1 | 21 | 13 | .618 | 14 | 4 | T1st |
| 6 | Xavier | Atlantic 10 | L | 24 | 7 | .774 | 0 | 1 | 24 | 8 | .750 | 15 | 1 | 1st |

2012 TOURNAMENT

| Seed | School | Conference | How | Pre-Tourney | | | Tourney | | Final | | | Conf. | | |
|------|--------------------|------------------|-----|-------------|----|------|---------|---|-------|----|------|-------|----|------|
| | | | | W | L | Pct. | W | L | W | L | Pct. | W | L | Fin. |
| 9 | Alabama | Southeastern | L | 21 | 11 | .656 | 0 | 1 | 21 | 12 | .636 | 9 | 7 | 5th |
| 3 | Baylor | Big 12 | L | 27 | 7 | .794 | 3 | 1 | 30 | 8 | .789 | 12 | 6 | T3d |
| 14 | Belmont | Atlantic Sun | Q | 27 | 7 | .794 | 0 | 1 | 27 | 8 | .771 | 16 | 2 | 1st |
| 14 | BYU | West Coast | L | 25 | 8 | .758 | 1 | 1 | 26 | 9 | .743 | 12 | 4 | 3d |
| - | California | Pac-12 | L | 24 | 9 | .727 | 0 | 1 | 24 | 10 | .706 | 13 | 4 | 2d |
| 6 | Cincinnati | Big East | L | 24 | 10 | .706 | 2 | 1 | 26 | 11 | .703 | 12 | 6 | T4th |
| 11 | Colorado | Pac-12 | Q | 23 | 11 | .676 | 1 | 1 | 24 | 12 | .667 | 11 | 7 | T5th |
| 11 | Colorado St. | Mountain West | L | 20 | 11 | .645 | 0 | 1 | 20 | 12 | .625 | 8 | 6 | 4th |
| 8 | Creighton | Missouri Valley | Q | 28 | 5 | .848 | 1 | 1 | 29 | 6 | .829 | 14 | 4 | 2d |
| 13 | Davidson | Southern (S) | Q | 25 | 7 | .781 | 0 | 1 | 25 | 8 | .758 | 16 | 2 | 1st |
| 15 | Detroit Mercy | Horizon | Q | 22 | 13 | .629 | 0 | 1 | 22 | 14 | .611 | 11 | 7 | T3d |
| 2 | Duke | Atlantic Coast | L | 27 | 6 | .818 | 0 | 1 | 27 | 7 | .794 | 13 | 3 | 2nd |
| 7 | Florida | Southeastern | L | 23 | 10 | .697 | 3 | 1 | 26 | 11 | .703 | 10 | 6 | T2d |
| 3 | Florida St. | Atlantic Coast | Q | 24 | 9 | .727 | 1 | 1 | 25 | 10 | .714 | 12 | 4 | 3d |
| 3 | Georgetown | Big East | L | 23 | 8 | .742 | 1 | 1 | 24 | 9 | .727 | 12 | 6 | T4th |
| 7 | Gonzaga | West Coast | L | 25 | 6 | .806 | 1 | 1 | 26 | 7 | .788 | 13 | 3 | 2d |
| 12 | Harvard | Ivy | Q | 26 | 4 | .867 | 0 | 1 | 26 | 5 | .839 | 12 | 2 | 1st |
| 4 | Indiana | Big Ten | L | 25 | 8 | .758 | 2 | 1 | 27 | 9 | .750 | 11 | 7 | 5th |
| - | Iona | Metro Atlantic | L | 25 | 7 | .781 | 0 | 1 | 25 | 8 | .758 | 15 | 3 | 1st |
| 8 | Iowa St. | Big 12 | L | 22 | 10 | .688 | 1 | 1 | 23 | 11 | .676 | 12 | 6 | T3d |
| 2 | Kansas | Big 12 | L | 27 | 6 | .818 | 5 | 1 | 32 | 7 | .821 | 16 | 2 | 1st |
| 8 | Kansas St. | Big 12 | L | 21 | 10 | .677 | 1 | 1 | 22 | 11 | .667 | 10 | 8 | 5th |
| 1 | Kentucky | Southeastern | L | 32 | 2 | .941 | 6 | 0 | 38 | 2 | .950 | 16 | 0 | 1st |
| - | Lamar University | Southland (W) | Q | 23 | 11 | .676 | 0 | 1 | 23 | 12 | .657 | 11 | 5 | 1st |
| 15 | Lehigh | Patriot | Q | 26 | 7 | .788 | 1 | 1 | 27 | 8 | .771 | 11 | 3 | 2d |
| 16 | LIU Brooklyn | Northeast | Q | 25 | 8 | .758 | 0 | 1 | 25 | 9 | .735 | 16 | 2 | 1st |
| 12 | Long Beach St. | Big West | Q | 25 | 8 | .758 | 0 | 1 | 25 | 9 | .735 | 15 | 1 | 1st |
| 4 | Louisville | Big East | Q | 26 | 9 | .743 | 4 | 1 | 30 | 10 | .750 | 10 | 8 | 7th |
| 15 | Loyola Maryland | Metro Atlantic | Q | 24 | 8 | .750 | 0 | 1 | 24 | 9 | .727 | 13 | 5 | 2nd |
| 3 | Marquette | Big East | L | 25 | 7 | .781 | 2 | 1 | 27 | 8 | .771 | 14 | 4 | 2d |
| 8 | Memphis | Conference USA | Q | 26 | 8 | .765 | 0 | 1 | 26 | 9 | .743 | 13 | 3 | 1st |
| 4 | Michigan | Big Ten | L | 24 | 9 | .727 | 0 | 1 | 24 | 10 | .706 | 13 | 5 | T1st |
| 1 | Michigan St. | Big Ten | Q | 27 | 7 | .794 | 2 | 1 | 29 | 8 | .784 | 13 | 5 | T1st |
| - | Mississippi Val. | Southwestern | Q | 21 | 12 | .636 | 0 | 1 | 21 | 13 | .618 | 17 | 1 | 1st |
| 2 | Missouri | Big 12 | Q | 30 | 4 | .882 | 0 | 1 | 30 | 5 | .857 | 14 | 4 | 2nd |
| 13 | Montana | Big Sky | Q | 25 | 6 | .806 | 0 | 1 | 25 | 7 | .781 | 15 | 1 | 1st |
| 6 | Murray St. | Ohio Valley | Q | 30 | 1 | .968 | 1 | 1 | 31 | 2 | .939 | 15 | 1 | 1st |
| 5 | New Mexico | Mountain West | Q | 27 | 6 | .818 | 1 | 1 | 28 | 7 | .800 | 10 | 4 | T1st |
| 13 | New Mexico St. | Western Athletic | Q | 26 | 9 | .743 | 0 | 1 | 26 | 10 | .722 | 10 | 4 | 2d |
| 15 | Norfolk St. | Mid-Eastern | Q | 25 | 9 | .735 | 1 | 1 | 26 | 10 | .722 | 13 | 3 | 2d |
| 1 | North Carolina | Atlantic Coast | L | 29 | 5 | .853 | 3 | 1 | 32 | 6 | .842 | 14 | 2 | 1st |
| 11 | North Carolina St. | Atlantic Coast | L | 22 | 12 | .647 | 2 | 1 | 24 | 13 | .649 | 9 | 7 | T4th |
| 7 | Notre Dame | Big East | L | 22 | 11 | .667 | 0 | 1 | 22 | 12 | .647 | 13 | 5 | 3d |
| 13 | Ohio | Mid-American (E) | Q | 27 | 7 | .794 | 2 | 1 | 29 | 8 | .784 | 11 | 5 | 3d |
| 2 | Ohio St. | Big Ten | L | 27 | 7 | .794 | 4 | 1 | 31 | 8 | .795 | 13 | 5 | T1st |
| 10 | Purdue | Big Ten | L | 21 | 12 | .636 | 1 | 1 | 22 | 13 | .629 | 10 | 8 | 6th |
| 9 | Saint Louis | Atlantic 10 | L | 25 | 7 | .781 | 1 | 1 | 26 | 8 | .765 | 12 | 4 | 2d |
| 6 | San Diego St. | Mountain West | L | 26 | 7 | .788 | 0 | 1 | 26 | 8 | .765 | 10 | 4 | T1st |
| 14 | South Dakota St. | Summit | Q | 27 | 7 | .794 | 0 | 1 | 27 | 8 | .771 | 15 | 3 | 2d |
| 12 | South Fla. | Big East | L | 20 | 13 | .606 | 2 | 1 | 22 | 14 | .611 | 12 | 6 | T4th |
| 9 | Southern Miss. | Conference USA | L | 25 | 8 | .758 | 0 | 1 | 25 | 9 | .735 | 11 | 5 | 2nd |
| 14 | St. Bonaventure | Atlantic 10 | Q | 20 | 11 | .645 | 0 | 1 | 20 | 12 | .625 | 10 | 6 | T3d |
| 7 | Saint Mary's (CA) | West Coast | Q | 27 | 5 | .844 | 0 | 1 | 27 | 6 | .818 | 14 | 2 | 1st |
| 1 | Syracuse | Big East | L | 31 | 2 | .939 | 3 | 1 | 34 | 3 | .919 | 17 | 1 | 1st |
| 5 | Temple | Atlantic 10 | L | 24 | 7 | .774 | 0 | 1 | 24 | 8 | .750 | 13 | 3 | 1st |
| 11 | Texas | Big 12 | L | 20 | 13 | .606 | 0 | 1 | 20 | 14 | .588 | 9 | 9 | 6th |
| 9 | UConn | Big East | L | 20 | 13 | .606 | 0 | 1 | 20 | 14 | .588 | 8 | 10 | T9th |
| 16 | UNC Asheville | Big South | Q | 24 | 9 | .727 | 0 | 1 | 24 | 10 | .706 | 16 | 2 | 1st |

| Seed | School | Conference | How | Pre-Tourney | | | Tourney | | Final | | | Conf. | | |
|------|---------------|-----------------|-----|-------------|----|------|---------|---|-------|----|------|-------|---|------|
| | | | | W | L | Pct. | W | L | W | L | Pct. | W | L | Fin. |
| 6 | UNLV | Mountain West | L | 26 | 8 | .765 | 0 | 1 | 26 | 9 | .743 | 9 | 5 | 3d |
| 5 | Vanderbilt | Southeastern | Q | 24 | 10 | .706 | 1 | 1 | 25 | 11 | .694 | 10 | 6 | T2d |
| 12 | VCU | Colonial | Q | 28 | 6 | .824 | 1 | 1 | 29 | 7 | .806 | 15 | 3 | 2nd |
| 16 | Vermont | America East | Q | 23 | 11 | .676 | 1 | 1 | 24 | 12 | .667 | 13 | 3 | 2d |
| 10 | Virginia | Atlantic Coast | L | 22 | 9 | .710 | 0 | 1 | 22 | 10 | .688 | 9 | 7 | T4th |
| 10 | West Virginia | Big East | L | 19 | 13 | .594 | 0 | 1 | 19 | 14 | .576 | 9 | 9 | 8th |
| 16 | Western Ky. | Sun Belt (E) | Q | 15 | 18 | .455 | 1 | 1 | 16 | 19 | .457 | 7 | 9 | T3d |
| 5 | Wichita St. | Missouri Valley | L | 27 | 5 | .844 | 0 | 1 | 27 | 6 | .818 | 16 | 2 | 1st |
| 4 | Wisconsin | Big Ten | L | 24 | 9 | .727 | 2 | 1 | 26 | 10 | .722 | 12 | 6 | 4th |
| 10 | Xavier | Atlantic 10 | L | 21 | 12 | .636 | 2 | 1 | 23 | 13 | .639 | 10 | 6 | T3d |

2013 TOURNAMENT

| Seed | School | Conference | How | Pre-Tourney | | | Tourney | | Final | | | Conf. | | |
|------|--------------------|------------------|-----|-------------|----|------|---------|---|-------|----|------|-------|----|------|
| | | | | W | L | Pct. | W | L | W | L | Pct. | W | L | Fin. |
| 12 | Akron | Mid-American (E) | Q | 26 | 6 | .813 | 0 | 1 | 26 | 7 | .788 | 14 | 2 | T1st |
| 15 | Albany (NY) | America East | Q | 24 | 10 | .706 | 0 | 1 | 24 | 11 | .686 | 9 | 7 | 5th |
| 6 | Arizona | Pac-12 | L | 25 | 7 | .781 | 2 | 1 | 27 | 8 | .771 | 12 | 6 | T2d |
| 11 | Belmont | Ohio Valley (E) | Q | 26 | 6 | .813 | 0 | 1 | 26 | 7 | .788 | 14 | 2 | 1st |
| - | Boise St. | Mountain West | L | 21 | 10 | .677 | 0 | 1 | 21 | 11 | .656 | 9 | 7 | T4th |
| 11 | Bucknell | Patriot | Q | 28 | 5 | .848 | 0 | 1 | 28 | 6 | .824 | 12 | 2 | 1st |
| 6 | Butler | Atlantic 10 | L | 26 | 8 | .765 | 1 | 1 | 27 | 9 | .750 | 11 | 5 | T3d |
| 12 | California | Pac-12 | L | 20 | 11 | .645 | 1 | 1 | 21 | 12 | .636 | 12 | 6 | T2d |
| 10 | Cincinnati | Big East | L | 22 | 11 | .667 | 0 | 1 | 22 | 12 | .647 | 9 | 9 | T9th |
| 10 | Colorado | Pac-12 | L | 21 | 11 | .656 | 0 | 1 | 21 | 12 | .636 | 10 | 8 | 5th |
| 8 | Colorado St. | Mountain West | L | 25 | 8 | .758 | 1 | 1 | 26 | 9 | .743 | 11 | 5 | 2d |
| 7 | Creighton | Missouri Valley | Q | 27 | 7 | .794 | 1 | 1 | 28 | 8 | .778 | 13 | 5 | 1st |
| 14 | Davidson | Southern (S) | Q | 26 | 7 | .788 | 0 | 1 | 26 | 8 | .765 | 17 | 1 | 1st |
| 2 | Duke | Atlantic Coast | L | 27 | 5 | .844 | 3 | 1 | 30 | 6 | .833 | 14 | 4 | 2d |
| 15 | FGCU | Atlantic Sun | Q | 24 | 10 | .706 | 2 | 1 | 26 | 11 | .703 | 13 | 5 | 2d |
| 3 | Florida | Southeastern | L | 26 | 7 | .788 | 3 | 1 | 29 | 8 | .784 | 14 | 4 | 1st |
| 2 | Georgetown | Big East | L | 25 | 6 | .806 | 0 | 1 | 25 | 7 | .781 | 14 | 4 | T1st |
| 1 | Gonzaga | West Coast | Q | 31 | 2 | .939 | 1 | 1 | 32 | 3 | .914 | 16 | 0 | 1st |
| 14 | Harvard | Ivy | Q | 19 | 9 | .679 | 1 | 1 | 20 | 10 | .667 | 11 | 3 | 1st |
| 7 | Illinois | Big Ten | L | 22 | 12 | .647 | 1 | 1 | 23 | 13 | .639 | 8 | 10 | T7th |
| 1 | Indiana | Big Ten | L | 27 | 6 | .818 | 2 | 1 | 29 | 7 | .806 | 14 | 4 | 1st |
| 15 | Iona | Metro Atlantic | Q | 20 | 13 | .606 | 0 | 1 | 20 | 14 | .588 | 11 | 7 | T4th |
| 10 | Iowa St. | Big 12 | L | 22 | 11 | .667 | 1 | 1 | 23 | 12 | .657 | 11 | 7 | T4th |
| 16 | James Madison | Colonial | Q | 20 | 14 | .588 | 1 | 1 | 21 | 15 | .583 | 11 | 7 | 4th |
| 1 | Kansas | Big 12 | Q | 29 | 5 | .853 | 2 | 1 | 31 | 6 | .838 | 14 | 4 | T1st |
| 4 | Kansas St. | Big 12 | L | 27 | 7 | .794 | 0 | 1 | 27 | 8 | .771 | 14 | 4 | T1st |
| 13 | La Salle | Atlantic 10 | L | 21 | 9 | .700 | 3 | 1 | 24 | 10 | .706 | 11 | 5 | T3d |
| - | Liberty | Big South (N) | Q | 15 | 20 | .429 | 0 | 1 | 15 | 21 | .417 | 6 | 10 | 5th |
| - | LIU Brooklyn | Northeast | Q | 20 | 13 | .606 | 0 | 1 | 20 | 14 | .588 | 12 | 6 | T2d |
| 1 | Louisville | Big East | Q | 29 | 5 | .853 | 6 | 0 | 35 | 5 | .875 | 14 | 4 | T1st |
| 3 | Marquette | Big East | L | 23 | 8 | .742 | 3 | 1 | 26 | 9 | .743 | 14 | 4 | T1st |
| 6 | Memphis | Conference USA | Q | 30 | 4 | .882 | 1 | 1 | 31 | 5 | .861 | 16 | 0 | 1st |
| 2 | Miami (FL) | Atlantic Coast | Q | 27 | 6 | .818 | 2 | 1 | 29 | 7 | .806 | 15 | 3 | 1st |
| 4 | Michigan | Big Ten | L | 26 | 7 | .788 | 5 | 1 | 31 | 8 | .795 | 12 | 6 | T4th |
| 3 | Michigan St. | Big Ten | L | 25 | 8 | .758 | 2 | 1 | 27 | 9 | .750 | 13 | 5 | T2d |
| - | Middle Tenn. | Sun Belt (E) | L | 28 | 5 | .848 | 0 | 1 | 28 | 6 | .824 | 19 | 1 | 1st |
| 11 | Minnesota | Big Ten | L | 20 | 12 | .625 | 1 | 1 | 21 | 13 | .618 | 8 | 10 | T7th |
| 9 | Missouri | Southeastern | L | 23 | 10 | .697 | 0 | 1 | 23 | 11 | .676 | 11 | 7 | T5th |
| 13 | Montana | Big Sky | Q | 25 | 6 | .806 | 0 | 1 | 25 | 7 | .781 | 19 | 1 | 1st |
| 16 | N.C. A&T | Mid-Eastern | Q | 19 | 16 | .543 | 1 | 1 | 20 | 17 | .541 | 8 | 8 | T6th |
| 3 | New Mexico | Mountain West | Q | 29 | 5 | .853 | 0 | 1 | 29 | 6 | .829 | 13 | 3 | 1st |
| 13 | New Mexico St. | Western Athletic | Q | 24 | 10 | .706 | 0 | 1 | 24 | 11 | .686 | 14 | 4 | 3d |
| 8 | North Carolina | Atlantic Coast | L | 24 | 10 | .706 | 1 | 1 | 25 | 11 | .694 | 12 | 6 | 3d |
| 8 | North Carolina St. | Atlantic Coast | L | 24 | 10 | .706 | 0 | 1 | 24 | 11 | .686 | 11 | 7 | T4th |
| 14 | Northwestern St. | Southland | Q | 23 | 8 | .742 | 0 | 1 | 23 | 9 | .719 | 15 | 3 | 2d |
| 7 | Notre Dame | Big East | L | 25 | 9 | .735 | 0 | 1 | 25 | 10 | .714 | 11 | 7 | T5th |
| 2 | Ohio St. | Big Ten | Q | 26 | 7 | .788 | 3 | 1 | 29 | 8 | .784 | 13 | 5 | T2d |
| 10 | Oklahoma | Big 12 | L | 20 | 11 | .645 | 0 | 1 | 20 | 12 | .625 | 11 | 7 | T4th |
| 5 | Oklahoma St. | Big 12 | L | 24 | 8 | .750 | 0 | 1 | 24 | 9 | .727 | 13 | 5 | 3d |
| 12 | Ole Miss | Southeastern | Q | 26 | 8 | .765 | 1 | 1 | 27 | 9 | .750 | 12 | 6 | T2d |
| 12 | Oregon | Pac-12 | Q | 26 | 8 | .765 | 2 | 1 | 28 | 9 | .757 | 12 | 6 | T2d |

| Seed | School | Conference | How | Pre-Tourney | | | Tourney | | Final | | | Conf. | | |
|------|-------------------|-----------------|-----|-------------|----|------|---------|---|-------|----|------|-------|----|------|
| | | | | W | L | Pct. | W | L | W | L | Pct. | W | L | Fin. |
| 15 | Pacific | Big West | Q | 22 | 12 | .647 | 0 | 1 | 22 | 13 | .629 | 13 | 5 | 2d |
| 8 | Pittsburgh | Big East | L | 24 | 8 | .750 | 0 | 1 | 24 | 9 | .727 | 12 | 6 | 4th |
| 4 | Saint Louis | Atlantic 10 | Q | 27 | 6 | .818 | 1 | 1 | 28 | 7 | .800 | 13 | 3 | 1st |
| 7 | San Diego St. | Mountain West | L | 22 | 10 | .688 | 1 | 1 | 23 | 11 | .676 | 9 | 7 | T4th |
| 13 | South Dakota St. | Summit | Q | 25 | 9 | .735 | 0 | 1 | 25 | 10 | .714 | 13 | 3 | T1st |
| 16 | Southern U. | Southwestern | Q | 23 | 9 | .719 | 0 | 1 | 23 | 10 | .697 | 15 | 3 | T2d |
| 11 | Saint Mary's (CA) | West Coast | L | 27 | 6 | .818 | 1 | 1 | 28 | 7 | .800 | 14 | 2 | 2d |
| 4 | Syracuse | Big East | L | 26 | 9 | .743 | 4 | 1 | 30 | 10 | .750 | 11 | 7 | T5th |
| 9 | Temple | Atlantic 10 | L | 23 | 9 | .719 | 1 | 1 | 24 | 10 | .706 | 11 | 5 | T3d |
| 6 | UCLA | Pac-12 | L | 25 | 9 | .735 | 0 | 1 | 25 | 10 | .714 | 13 | 5 | 1st |
| 5 | UNLV | Mountain West | L | 25 | 9 | .735 | 0 | 1 | 25 | 10 | .714 | 10 | 6 | 3d |
| 14 | Valparaiso | Horizon | Q | 26 | 7 | .788 | 0 | 1 | 26 | 8 | .765 | 13 | 3 | 1st |
| 5 | VCU | Atlantic 10 | L | 26 | 8 | .765 | 1 | 1 | 27 | 9 | .750 | 12 | 4 | 2d |
| 9 | Villanova | Big East | L | 20 | 13 | .606 | 0 | 1 | 20 | 14 | .588 | 10 | 8 | T7th |
| 16 | Western Ky. | Sun Belt (E) | Q | 20 | 15 | .571 | 0 | 1 | 20 | 16 | .556 | 10 | 10 | 4th |
| 9 | Wichita St. | Missouri Valley | L | 26 | 8 | .765 | 4 | 1 | 30 | 9 | .769 | 12 | 6 | 2d |
| 5 | Wisconsin | Big Ten | L | 23 | 11 | .676 | 0 | 1 | 23 | 12 | .657 | 12 | 6 | T4th |

2014 TOURNAMENT

| Seed | School | Conference | How | Pre-Tourney | | | Tourney | | Final | | | Conf. | | |
|------|--------------------|------------------|-----|-------------|----|------|---------|---|-------|----|------|-------|----|------|
| | | | | W | L | Pct. | W | L | W | L | Pct. | W | L | Fin. |
| 16 | Albany (NY) | America East | Q | 18 | 14 | .563 | 1 | 1 | 19 | 15 | .559 | 9 | 7 | 4th |
| 15 | American | Patriot | Q | 19 | 12 | .613 | 0 | 1 | 19 | 13 | .594 | 13 | 5 | 2nd |
| 1 | Arizona | Pac-12 | L | 30 | 4 | .882 | 3 | 1 | 33 | 5 | .868 | 15 | 3 | 1st |
| 10 | Arizona St. | Pac-12 | L | 21 | 11 | .656 | 0 | 1 | 21 | 12 | .636 | 10 | 8 | T3rd |
| 6 | Baylor | Big 12 | L | 24 | 11 | .686 | 2 | 1 | 26 | 12 | .684 | 9 | 9 | T6th |
| 10 | BYU | West Coast | L | 23 | 11 | .676 | 0 | 1 | 23 | 12 | .657 | 13 | 5 | T2nd |
| 16 | Cal Poly | Big West | Q | 13 | 19 | .406 | 1 | 1 | 14 | 20 | .412 | 6 | 10 | T6th |
| 5 | Cincinnati | American | L | 27 | 6 | .818 | 0 | 1 | 27 | 7 | .794 | 15 | 3 | T1st |
| 16 | Coastal Caro. | Big South (S) | Q | 21 | 12 | .636 | 0 | 1 | 21 | 13 | .618 | 11 | 5 | 1st |
| 8 | Colorado | Pac-12 | L | 23 | 11 | .676 | 0 | 1 | 23 | 12 | .657 | 10 | 8 | T3rd |
| 3 | Creighton | Big East | L | 26 | 7 | .788 | 1 | 1 | 27 | 8 | .771 | 14 | 4 | 2nd |
| 11 | Dayton | Atlantic 10 | L | 23 | 10 | .697 | 3 | 1 | 26 | 11 | .703 | 10 | 6 | T5th |
| 13 | Delaware | Colonial | Q | 25 | 9 | .735 | 0 | 1 | 25 | 10 | .714 | 14 | 2 | 1st |
| 3 | Duke | Atlantic Coast | L | 26 | 8 | .765 | 0 | 1 | 26 | 9 | .743 | 13 | 5 | T3rd |
| 15 | Eastern Ky. | Ohio Valley (E) | Q | 24 | 9 | .727 | 0 | 1 | 24 | 10 | .706 | 11 | 5 | 2nd |
| 1 | Florida | Southeastern | Q | 32 | 2 | .941 | 4 | 1 | 36 | 3 | .923 | 18 | 0 | 1st |
| 9 | George Washington | Atlantic 10 | L | 24 | 8 | .750 | 0 | 1 | 24 | 9 | .727 | 11 | 5 | T3rd |
| 8 | Gonzaga | West Coast | Q | 28 | 6 | .824 | 1 | 1 | 29 | 7 | .806 | 15 | 3 | 1st |
| 12 | Harvard | Ivy | Q | 26 | 4 | .867 | 1 | 1 | 27 | 5 | .844 | 13 | 1 | 1st |
| - | Iowa | Big Ten | L | 20 | 12 | .625 | 0 | 1 | 20 | 13 | .606 | 9 | 9 | 6th |
| 3 | Iowa St. | Big 12 | Q | 26 | 7 | .788 | 2 | 1 | 28 | 8 | .778 | 11 | 7 | T3rd |
| 2 | Kansas | Big 12 | L | 24 | 9 | .727 | 1 | 1 | 25 | 10 | .714 | 14 | 4 | 1st |
| 9 | Kansas St. | Big 12 | L | 20 | 12 | .625 | 0 | 1 | 20 | 13 | .606 | 10 | 8 | 5th |
| 8 | Kentucky | Southeastern | L | 24 | 10 | .706 | 5 | 1 | 29 | 11 | .725 | 12 | 6 | T2nd |
| 14 | Louisiana | Sun Belt | Q | 23 | 11 | .676 | 0 | 1 | 23 | 12 | .657 | 11 | 7 | 3rd |
| 4 | Louisville | American | Q | 29 | 5 | .853 | 2 | 1 | 31 | 6 | .838 | 15 | 3 | T1st |
| 13 | Manhattan | Metro Atlantic | Q | 25 | 7 | .781 | 0 | 1 | 25 | 8 | .758 | 15 | 5 | 2nd |
| 6 | Massachusetts | Atlantic 10 | L | 24 | 8 | .750 | 0 | 1 | 24 | 9 | .727 | 10 | 6 | T5th |
| 8 | Memphis | American | L | 23 | 9 | .719 | 1 | 1 | 24 | 10 | .706 | 12 | 6 | T3rd |
| 14 | Mercer | Atlantic Sun | Q | 26 | 8 | .765 | 1 | 1 | 27 | 9 | .750 | 14 | 4 | T1st |
| 2 | Michigan | Big Ten | L | 25 | 8 | .758 | 3 | 1 | 28 | 9 | .757 | 15 | 3 | 1st |
| 4 | Michigan St. | Big Ten | Q | 26 | 8 | .765 | 3 | 1 | 29 | 9 | .763 | 12 | 6 | T2nd |
| 15 | Milwaukee | Horizon | Q | 21 | 13 | .618 | 0 | 1 | 21 | 14 | .600 | 7 | 9 | T5th |
| - | Mount St. Mary's | Northeast | Q | 16 | 16 | .500 | 0 | 1 | 16 | 17 | .485 | 9 | 7 | T4th |
| 14 | N.C. Central | Mid-Eastern | Q | 28 | 5 | .848 | 0 | 1 | 28 | 6 | .824 | 15 | 1 | 1st |
| 11 | Nebraska | Big Ten | L | 19 | 12 | .613 | 0 | 1 | 19 | 13 | .594 | 11 | 7 | 4th |
| 7 | New Mexico | Mountain West | Q | 27 | 6 | .818 | 0 | 1 | 27 | 7 | .794 | 15 | 3 | 2nd |
| 13 | New Mexico St. | Western Athletic | Q | 26 | 9 | .743 | 0 | 1 | 26 | 10 | .722 | 12 | 4 | 2nd |
| 6 | North Carolina | Atlantic Coast | L | 23 | 9 | .719 | 1 | 1 | 24 | 10 | .706 | 13 | 5 | T3rd |
| 12 | North Carolina St. | Atlantic Coast | L | 21 | 13 | .618 | 1 | 1 | 22 | 14 | .611 | 9 | 9 | T6th |
| 12 | North Dakota St. | Summit | Q | 25 | 6 | .806 | 1 | 1 | 26 | 7 | .788 | 12 | 2 | 1st |
| 6 | Ohio St. | Big Ten | L | 25 | 9 | .735 | 0 | 1 | 25 | 10 | .714 | 10 | 8 | 5th |
| 5 | Oklahoma | Big 12 | L | 23 | 9 | .719 | 0 | 1 | 23 | 10 | .697 | 12 | 6 | 2nd |
| 9 | Oklahoma St. | Big 12 | L | 21 | 12 | .636 | 0 | 1 | 21 | 13 | .618 | 8 | 10 | 8th |

| Seed | School | Conference | How | Pre-Tourney | | | Tourney | | Final | | | Conf. | | |
|------|-------------------|------------------|-----|-------------|----|-------|---------|---|-------|----|------|-------|---|------|
| | | | | W | L | Pct. | W | L | W | L | Pct. | W | L | Fin. |
| 7 | Oregon | Pac-12 | L | 23 | 9 | .719 | 1 | 1 | 24 | 10 | .706 | 10 | 8 | T3rd |
| 9 | Pittsburgh | Atlantic Coast | L | 25 | 9 | .735 | 1 | 1 | 26 | 10 | .722 | 11 | 7 | 5th |
| 11 | Providence | Big East | Q | 23 | 11 | .676 | 0 | 1 | 23 | 12 | .657 | 10 | 8 | T3rd |
| 10 | Saint Joseph's | Atlantic 10 | Q | 24 | 9 | .727 | 0 | 1 | 24 | 10 | .706 | 11 | 5 | T3rd |
| 5 | Saint Louis | Atlantic 10 | L | 26 | 6 | .813 | 1 | 1 | 27 | 7 | .794 | 13 | 3 | 1st |
| 4 | San Diego St. | Mountain West | L | 29 | 4 | .879 | 2 | 1 | 31 | 5 | .861 | 16 | 2 | 1st |
| 10 | Stanford | Pac-12 | L | 21 | 12 | .636 | 2 | 1 | 23 | 13 | .639 | 10 | 8 | T3rd |
| 12 | Stephen F. Austin | Southland | Q | 31 | 2 | .939 | 1 | 1 | 32 | 3 | .914 | 18 | 0 | 1st |
| 3 | Syracuse | Atlantic Coast | L | 27 | 5 | .844 | 1 | 1 | 28 | 6 | .824 | 14 | 3 | 2nd |
| 11 | Tennessee | Southeastern | L | 21 | 12 | .636 | 3 | 1 | 24 | 13 | .649 | 11 | 7 | 4th |
| 7 | Texas | Big 12 | L | 23 | 10 | .697 | 1 | 1 | 24 | 11 | .686 | 11 | 7 | T3rd |
| - | Texas Southern | Southwestern | Q | 19 | 14 | .576 | 0 | 1 | 19 | 15 | .559 | 12 | 6 | T2nd |
| 13 | Tulsa | Conference USA | Q | 21 | 12 | .636 | 0 | 1 | 21 | 13 | .618 | 13 | 3 | T1st |
| 4 | UCLA | Pac-12 | Q | 26 | 8 | .765 | 2 | 1 | 28 | 9 | .757 | 12 | 6 | 2nd |
| 7 | UConn | American | L | 26 | 8 | .765 | 6 | 0 | 32 | 8 | .800 | 12 | 6 | T3rd |
| 5 | VCU | Atlantic 10 | L | 26 | 8 | .765 | 0 | 1 | 26 | 9 | .743 | 12 | 4 | 2nd |
| 2 | Villanova | Big East | L | 28 | 4 | .875 | 1 | 1 | 29 | 5 | .853 | 16 | 2 | 1st |
| 1 | Virginia | Atlantic Coast | Q | 28 | 6 | .824 | 2 | 1 | 30 | 7 | .811 | 16 | 2 | 1st |
| 16 | Weber St. | Big Sky | Q | 19 | 11 | .633 | 0 | 1 | 19 | 12 | .613 | 14 | 6 | 1st |
| 14 | Western Mich. | Mid-American (W) | Q | 23 | 9 | .719 | 0 | 1 | 23 | 10 | .697 | 14 | 4 | T1st |
| 1 | Wichita St. | Missouri Valley | Q | 34 | 0 | 1.000 | 1 | 1 | 35 | 1 | .972 | 18 | 0 | 1st |
| 2 | Wisconsin | Big Ten | L | 26 | 7 | .788 | 4 | 1 | 30 | 8 | .789 | 12 | 6 | T2nd |
| 15 | Wofford | Southern | Q | 20 | 12 | .625 | 0 | 1 | 20 | 13 | .606 | 11 | 5 | T3rd |
| - | Xavier | Big East | L | 21 | 12 | .636 | 0 | 1 | 21 | 13 | .618 | 10 | 8 | T3rd |

2015 TOURNAMENT

| Seed | School | Conference | How | Pre-Tourney | | | Tourney | | Final | | | Conf. | | |
|------|--------------------|------------------|-----|-------------|----|-------|---------|---|-------|----|------|-------|---|------|
| | | | | W | L | Pct. | W | L | W | L | Pct. | W | L | Fin. |
| 14 | Albany (NY) | America East | Q | 24 | 8 | .750 | 0 | 1 | 24 | 9 | .727 | 15 | 1 | 1st |
| 2 | Arizona | Pac-12 | Q | 31 | 3 | .912 | 3 | 1 | 34 | 4 | .895 | 16 | 2 | 1st |
| 5 | Arkansas | Southeastern | L | 26 | 8 | .765 | 1 | 1 | 27 | 9 | .750 | 13 | 5 | 2nd |
| 3 | Baylor | Big 12 | L | 24 | 9 | .727 | 0 | 1 | 24 | 10 | .706 | 11 | 7 | T4th |
| 15 | Belmont | Ohio Valley | Q | 22 | 10 | .688 | 0 | 1 | 22 | 11 | .667 | 11 | 5 | T1st |
| 11 | Boise St. | Mountain West | L | 25 | 8 | .758 | 0 | 1 | 25 | 9 | .735 | 14 | 4 | T1st |
| 12 | Buffalo | Mid-American | Q | 23 | 9 | .719 | 0 | 1 | 23 | 10 | .697 | 12 | 6 | T1st |
| 6 | Butler | Big East | L | 22 | 10 | .688 | 1 | 1 | 23 | 11 | .676 | 12 | 6 | T2nd |
| 11 | BYU | West Coast | L | 25 | 9 | .735 | 0 | 1 | 25 | 10 | .714 | 13 | 5 | T2nd |
| 8 | Cincinnati | American | L | 22 | 10 | .688 | 1 | 1 | 23 | 11 | .676 | 13 | 5 | T3rd |
| 16 | Coastal Caro. | Big South | Q | 24 | 9 | .727 | 0 | 1 | 24 | 10 | .706 | 12 | 6 | T3rd |
| 10 | Davidson | Atlantic 10 | L | 24 | 7 | .774 | 0 | 1 | 24 | 8 | .750 | 14 | 4 | 1st |
| 11 | Dayton | Atlantic 10 | L | 25 | 8 | .758 | 2 | 1 | 27 | 9 | .750 | 13 | 5 | T2nd |
| 1 | Duke | Atlantic Coast | L | 29 | 4 | .879 | 6 | 0 | 35 | 4 | .897 | 15 | 3 | 2nd |
| 13 | Eastern Wash. | Big Sky | Q | 26 | 8 | .765 | 0 | 1 | 26 | 9 | .743 | 14 | 4 | T1st |
| 4 | Georgetown | Big East | L | 21 | 10 | .677 | 1 | 1 | 22 | 11 | .667 | 12 | 6 | T2nd |
| 10 | Georgia | Southeastern | L | 21 | 11 | .656 | 0 | 1 | 21 | 12 | .636 | 11 | 7 | T3rd |
| 14 | Georgia St. | Sun Belt | Q | 24 | 9 | .727 | 1 | 1 | 25 | 10 | .714 | 15 | 5 | 1st |
| 2 | Gonzaga | West Coast | Q | 32 | 2 | .941 | 3 | 1 | 35 | 3 | .921 | 17 | 1 | 1st |
| 16 | Hampton | Mid-Eastern | Q | 16 | 17 | .485 | 1 | 1 | 17 | 18 | .486 | 8 | 8 | 6th |
| 13 | Harvard | Ivy | Q | 22 | 7 | .759 | 0 | 1 | 22 | 8 | .733 | 11 | 3 | T1st |
| 10 | Indiana | Big Ten | L | 20 | 13 | .606 | 0 | 1 | 20 | 14 | .588 | 9 | 9 | T7th |
| 7 | Iowa | Big Ten | L | 21 | 11 | .656 | 1 | 1 | 22 | 12 | .647 | 12 | 6 | T3rd |
| 3 | Iowa St. | Big 12 | Q | 25 | 8 | .758 | 0 | 1 | 25 | 9 | .735 | 12 | 6 | T2nd |
| 2 | Kansas | Big 12 | L | 26 | 8 | .765 | 1 | 1 | 27 | 9 | .750 | 13 | 5 | 1st |
| 1 | Kentucky | Southeastern | Q | 34 | 0 | 1.000 | 4 | 1 | 38 | 1 | .974 | 18 | 0 | 1st |
| 16 | Lafayette | Patriot | Q | 20 | 12 | .625 | 0 | 1 | 20 | 13 | .606 | 9 | 9 | T4th |
| 4 | Louisville | Atlantic Coast | L | 24 | 8 | .750 | 3 | 1 | 27 | 9 | .750 | 12 | 6 | 4th |
| 9 | LSU | Southeastern | L | 22 | 10 | .688 | 0 | 1 | 22 | 11 | .667 | 11 | 7 | T3rd |
| 16 | Manhattan | Metro Atlantic | Q | 19 | 13 | .594 | 0 | 1 | 19 | 14 | .576 | 13 | 7 | T3rd |
| 4 | Maryland | Big Ten | L | 27 | 6 | .818 | 1 | 1 | 28 | 7 | .800 | 14 | 4 | 2nd |
| 7 | Michigan St. | Big Ten | L | 23 | 11 | .676 | 4 | 1 | 27 | 12 | .692 | 12 | 6 | T3rd |
| 15 | New Mexico St. | Western Athletic | Q | 23 | 10 | .697 | 0 | 1 | 23 | 11 | .676 | 13 | 1 | 1st |
| 4 | North Carolina | Atlantic Coast | L | 24 | 11 | .686 | 2 | 1 | 26 | 12 | .684 | 11 | 7 | 5th |
| 8 | North Carolina St. | Atlantic Coast | L | 20 | 13 | .606 | 2 | 1 | 22 | 14 | .611 | 10 | 8 | T6th |
| 15 | North Dakota St. | Summit | Q | 23 | 9 | .719 | 0 | 1 | 23 | 10 | .697 | 12 | 4 | T1st |
| 16 | North Florida | Atlantic Sun | Q | 23 | 11 | .676 | 0 | 1 | 23 | 12 | .657 | 12 | 2 | 1st |

| Seed | School | Conference | How | Pre-Tourney | | | Tourney | | Final | | | Conf. | | |
|------|-------------------|-----------------|-----|-------------|----|------|---------|---|-------|----|------|-------|----|------|
| | | | | W | L | Pct. | W | L | W | L | Pct. | W | L | Fin. |
| 14 | Northeastern | Colonial | Q | 23 | 11 | .676 | 0 | 1 | 23 | 12 | .657 | 12 | 6 | T1st |
| 3 | Notre Dame | Atlantic Coast | Q | 29 | 5 | .853 | 3 | 1 | 32 | 6 | .842 | 14 | 4 | 3rd |
| 10 | Ohio St. | Big Ten | L | 23 | 10 | .697 | 1 | 1 | 24 | 11 | .686 | 11 | 7 | 6th |
| 3 | Oklahoma | Big 12 | L | 22 | 10 | .688 | 2 | 1 | 24 | 11 | .686 | 12 | 6 | T2nd |
| 9 | Oklahoma St. | Big 12 | L | 18 | 13 | .581 | 0 | 1 | 18 | 14 | .563 | 8 | 10 | T6th |
| 11 | Ole Miss | Southeastern | L | 20 | 12 | .625 | 1 | 1 | 21 | 13 | .618 | 11 | 7 | T3rd |
| 8 | Oregon | Pac-12 | L | 25 | 9 | .735 | 1 | 1 | 26 | 10 | .722 | 13 | 5 | T2nd |
| 6 | Providence | Big East | L | 22 | 11 | .667 | 0 | 1 | 22 | 12 | .647 | 11 | 7 | 4th |
| 9 | Purdue | Big Ten | L | 21 | 12 | .636 | 0 | 1 | 21 | 13 | .618 | 12 | 6 | T3rd |
| 16 | Robert Morris | Northeast | Q | 19 | 14 | .576 | 1 | 1 | 20 | 15 | .571 | 12 | 6 | T2nd |
| 8 | San Diego St. | Mountain West | L | 26 | 8 | .765 | 1 | 1 | 27 | 9 | .750 | 14 | 4 | T1st |
| 6 | SMU | American | Q | 27 | 6 | .818 | 0 | 1 | 27 | 7 | .794 | 15 | 3 | 1st |
| 9 | St. John's (NY) | Big East | L | 21 | 11 | .656 | 0 | 1 | 21 | 12 | .636 | 10 | 8 | 5th |
| 12 | Stephen F. Austin | Southland | Q | 29 | 4 | .879 | 0 | 1 | 29 | 5 | .853 | 17 | 1 | 1st |
| 11 | Texas | Big 12 | L | 20 | 13 | .606 | 0 | 1 | 20 | 14 | .588 | 8 | 10 | T6th |
| 15 | Texas Southern | Southwestern | Q | 22 | 12 | .647 | 0 | 1 | 22 | 13 | .629 | 16 | 2 | 1st |
| 14 | UAB | Conference USA | Q | 19 | 15 | .559 | 1 | 1 | 20 | 16 | .556 | 12 | 6 | T4th |
| 13 | UC Irvine | Big West | Q | 21 | 12 | .636 | 0 | 1 | 21 | 13 | .618 | 11 | 5 | T2nd |
| 11 | UCLA | Pac-12 | L | 20 | 13 | .606 | 2 | 1 | 22 | 14 | .611 | 11 | 7 | 4th |
| 5 | UNI | Missouri Valley | Q | 30 | 3 | .909 | 1 | 1 | 31 | 4 | .886 | 16 | 2 | 2nd |
| 5 | Utah | Pac-12 | L | 24 | 8 | .750 | 2 | 1 | 26 | 9 | .743 | 13 | 5 | T2nd |
| 13 | Valparaiso | Horizon | Q | 28 | 5 | .848 | 0 | 1 | 28 | 6 | .824 | 13 | 3 | 1st |
| 7 | VCU | Atlantic 10 | Q | 26 | 9 | .743 | 0 | 1 | 26 | 10 | .722 | 12 | 6 | T4th |
| 1 | Villanova | Big East | Q | 32 | 2 | .941 | 1 | 1 | 33 | 3 | .917 | 16 | 2 | 1st |
| 2 | Virginia | Atlantic Coast | L | 29 | 3 | .906 | 1 | 1 | 30 | 4 | .882 | 16 | 2 | 1st |
| 5 | West Virginia | Big 12 | L | 23 | 9 | .719 | 2 | 1 | 25 | 10 | .714 | 11 | 7 | T4th |
| 7 | Wichita St. | Missouri Valley | L | 28 | 4 | .875 | 2 | 1 | 30 | 5 | .857 | 17 | 1 | 1st |
| 1 | Wisconsin | Big Ten | Q | 31 | 3 | .912 | 5 | 1 | 36 | 4 | .900 | 16 | 2 | 1st |
| 12 | Wofford | Southern | Q | 28 | 6 | .824 | 0 | 1 | 28 | 7 | .800 | 16 | 2 | 1st |
| 12 | Wyoming | Mountain West | Q | 25 | 9 | .735 | 0 | 1 | 25 | 10 | .714 | 11 | 7 | T4th |
| 6 | Xavier | Big East | L | 21 | 13 | .618 | 2 | 1 | 23 | 14 | .622 | 9 | 9 | 6th |

2016 TOURNAMENT

| Seed | School | Conference | How | Pre-Tourney | | | Tourney | | Final | | | Conf. | | |
|------|---------------------|------------------|-----|-------------|----|------|---------|---|-------|----|------|-------|----|------|
| | | | | W | L | Pct. | W | L | W | L | Pct. | W | L | Fin. |
| 6 | Arizona | Pac-12 | L | 25 | 8 | .758 | 0 | 1 | 25 | 9 | .735 | 12 | 6 | T3rd |
| 16 | Austin Peay | Ohio Valley | Q | 18 | 17 | .514 | 0 | 1 | 18 | 18 | .500 | 7 | 9 | 8th |
| 5 | Baylor | Big 12 | L | 22 | 11 | .667 | 0 | 1 | 22 | 12 | .647 | 10 | 8 | T5th |
| 14 | Buffalo | Mid-American | Q | 20 | 14 | .588 | 0 | 1 | 20 | 15 | .571 | 10 | 8 | T3rd |
| 9 | Butler | Big East | L | 21 | 10 | .677 | 1 | 1 | 22 | 11 | .667 | 10 | 8 | T4th |
| 4 | California | Pac-12 | L | 23 | 10 | .697 | 0 | 1 | 23 | 11 | .676 | 12 | 6 | T3rd |
| 12 | Chattanooga | Southern | Q | 29 | 5 | .853 | 0 | 1 | 29 | 6 | .829 | 15 | 3 | 1st |
| 9 | Cincinnati | American | L | 22 | 10 | .688 | 0 | 1 | 22 | 11 | .667 | 12 | 6 | T3rd |
| 8 | Colorado | Pac-12 | L | 22 | 11 | .667 | 0 | 1 | 22 | 12 | .647 | 10 | 8 | 5th |
| 15 | CSU Bakersfield | Western Athletic | Q | 24 | 8 | .750 | 0 | 1 | 24 | 9 | .727 | 11 | 3 | T2nd |
| 7 | Dayton | Atlantic 10 | L | 25 | 7 | .781 | 0 | 1 | 25 | 8 | .758 | 14 | 4 | T1st |
| 4 | Duke | Atlantic Coast | L | 23 | 10 | .697 | 2 | 1 | 25 | 11 | .694 | 11 | 7 | T5th |
| 16 | Fairleigh Dickinson | Northeast | Q | 18 | 14 | .563 | 0 | 1 | 18 | 15 | .545 | 11 | 7 | T2nd |
| 16 | FGCU | Atlantic Sun | Q | 20 | 13 | .606 | 1 | 1 | 21 | 14 | .600 | 8 | 6 | T2nd |
| 14 | Fresno St. | Mountain West | Q | 25 | 9 | .735 | 0 | 1 | 25 | 10 | .714 | 13 | 5 | 2nd |
| 11 | Gonzaga | West Coast | Q | 26 | 7 | .788 | 2 | 1 | 28 | 8 | .778 | 15 | 3 | T1st |
| 14 | Green Bay | Horizon | Q | 23 | 12 | .657 | 0 | 1 | 23 | 13 | .639 | 11 | 7 | 4th |
| 16 | Hampton | Mid-Eastern | Q | 21 | 10 | .677 | 0 | 1 | 21 | 11 | .656 | 13 | 3 | 1st |
| 13 | Hawaii | Big West | Q | 27 | 5 | .844 | 1 | 1 | 28 | 6 | .824 | 13 | 3 | T1st |
| 16 | Holy Cross | Patriot | Q | 14 | 19 | .424 | 1 | 1 | 15 | 20 | .429 | 5 | 13 | 9th |
| 5 | Indiana | Big Ten | L | 25 | 7 | .781 | 2 | 1 | 27 | 8 | .771 | 15 | 3 | 1st |
| 13 | Iona | Metro Atlantic | Q | 22 | 10 | .688 | 0 | 1 | 22 | 11 | .667 | 16 | 4 | 2nd |
| 7 | Iowa | Big Ten | L | 21 | 10 | .677 | 1 | 1 | 22 | 11 | .667 | 12 | 6 | T3rd |
| 4 | Iowa St. | Big 12 | L | 21 | 11 | .656 | 2 | 1 | 23 | 12 | .657 | 10 | 8 | T5th |
| 1 | Kansas | Big 12 | Q | 30 | 4 | .882 | 3 | 1 | 33 | 5 | .868 | 15 | 3 | 1st |
| 4 | Kentucky | Southeastern | Q | 26 | 8 | .765 | 1 | 1 | 27 | 9 | .750 | 13 | 5 | T1st |
| 12 | Little Rock | Sun Belt | Q | 29 | 4 | .879 | 1 | 1 | 30 | 4 | .882 | 17 | 3 | 1st |
| 5 | Maryland | Big Ten | L | 25 | 8 | .758 | 2 | 1 | 27 | 9 | .750 | 12 | 6 | T3rd |
| 3 | Miami (FL) | Atlantic Coast | L | 25 | 7 | .781 | 2 | 1 | 27 | 8 | .771 | 13 | 5 | T2nd |
| 11 | Michigan | Big Ten | L | 22 | 12 | .647 | 1 | 1 | 23 | 13 | .639 | 10 | 8 | 8th |

| Seed | School | Conference | How | Pre-Tourney | | | Tourney | | Final | | | Conf. | | |
|------|---------------------|-----------------|-----|-------------|----|------|---------|---|-------|----|------|-------|---|------|
| | | | | W | L | Pct. | W | L | W | L | Pct. | W | L | Fin. |
| 2 | Michigan St. | Big Ten | Q | 29 | 5 | .853 | 0 | 1 | 29 | 6 | .829 | 13 | 5 | 2nd |
| 15 | Middle Tenn. | Conference USA | Q | 24 | 9 | .727 | 1 | 1 | 25 | 10 | .714 | 13 | 5 | 2nd |
| 1 | North Carolina | Atlantic Coast | Q | 28 | 6 | .824 | 5 | 1 | 33 | 7 | .825 | 14 | 4 | 1st |
| 6 | Notre Dame | Atlantic Coast | L | 21 | 11 | .656 | 3 | 1 | 24 | 12 | .667 | 11 | 7 | T5th |
| 2 | Oklahoma | Big 12 | L | 25 | 7 | .781 | 4 | 1 | 29 | 8 | .784 | 12 | 6 | 3rd |
| 1 | Oregon | Pac-12 | Q | 28 | 6 | .824 | 3 | 1 | 31 | 7 | .816 | 14 | 4 | 1st |
| 7 | Oregon St. | Pac-12 | L | 19 | 12 | .613 | 0 | 1 | 19 | 13 | .594 | 9 | 9 | T6th |
| 10 | Pittsburgh | Atlantic Coast | L | 21 | 11 | .656 | 0 | 1 | 21 | 12 | .636 | 9 | 9 | T9th |
| 9 | Providence | Big East | L | 23 | 10 | .697 | 1 | 1 | 24 | 11 | .686 | 10 | 8 | T4th |
| 5 | Purdue | Big Ten | L | 26 | 8 | .765 | 0 | 1 | 26 | 9 | .743 | 12 | 6 | T3rd |
| 8 | Saint Joseph's | Atlantic 10 | Q | 27 | 7 | .794 | 1 | 1 | 28 | 8 | .778 | 13 | 5 | 4th |
| 6 | Seton Hall | Big East | Q | 25 | 8 | .758 | 0 | 1 | 25 | 9 | .735 | 12 | 6 | 3rd |
| 12 | South Dakota St. | Summit | Q | 26 | 7 | .788 | 0 | 1 | 26 | 8 | .765 | 12 | 4 | T1st |
| 8 | Southern California | Pac-12 | L | 21 | 12 | .636 | 0 | 1 | 21 | 13 | .618 | 9 | 9 | T6th |
| 16 | Southern U. | Southwestern | Q | 22 | 12 | .647 | 0 | 1 | 22 | 13 | .629 | 11 | 7 | 4th |
| 14 | Stephen F. Austin | Southland | Q | 27 | 5 | .844 | 1 | 1 | 28 | 6 | .824 | 18 | 0 | 1st |
| 13 | Stony Brook | America East | Q | 26 | 6 | .813 | 0 | 1 | 26 | 7 | .788 | 14 | 2 | 1st |
| 10 | Syracuse | Atlantic Coast | L | 19 | 13 | .594 | 4 | 1 | 23 | 14 | .622 | 9 | 9 | T9th |
| 10 | Temple | American | L | 21 | 11 | .656 | 0 | 1 | 21 | 12 | .636 | 14 | 4 | 1st |
| 6 | Texas | Big 12 | L | 20 | 12 | .625 | 0 | 1 | 20 | 13 | .606 | 11 | 7 | 4th |
| 3 | Texas A&M | Southeastern | L | 26 | 8 | .765 | 2 | 1 | 28 | 9 | .757 | 13 | 5 | T1st |
| 8 | Texas Tech | Big 12 | L | 19 | 12 | .613 | 0 | 1 | 19 | 13 | .594 | 9 | 9 | 7th |
| 11 | Tulsa | American | L | 20 | 11 | .645 | 0 | 1 | 20 | 12 | .625 | 12 | 6 | T3rd |
| 9 | UConn | American | Q | 24 | 10 | .706 | 1 | 1 | 25 | 11 | .694 | 11 | 7 | 6th |
| 15 | UNC Asheville | Big South | Q | 22 | 11 | .667 | 0 | 1 | 22 | 12 | .647 | 12 | 6 | T3rd |
| 13 | UNCW | Colonial | Q | 25 | 7 | .781 | 0 | 1 | 25 | 8 | .758 | 14 | 4 | T1st |
| 11 | UNI | Missouri Valley | Q | 22 | 12 | .647 | 1 | 1 | 23 | 13 | .639 | 11 | 7 | T4th |
| 3 | Utah | Pac-12 | L | 26 | 8 | .765 | 1 | 1 | 27 | 9 | .750 | 13 | 5 | 2nd |
| 11 | Vanderbilt | Southeastern | L | 19 | 13 | .594 | 0 | 1 | 19 | 14 | .576 | 11 | 7 | T3rd |
| 10 | VCU | Atlantic 10 | L | 24 | 10 | .706 | 1 | 1 | 25 | 11 | .694 | 14 | 4 | T1st |
| 2 | Villanova | Big East | L | 29 | 5 | .853 | 6 | 0 | 35 | 5 | .875 | 16 | 2 | 1st |
| 1 | Virginia | Atlantic Coast | L | 26 | 7 | .788 | 3 | 1 | 29 | 8 | .784 | 13 | 5 | T2nd |
| 15 | Weber St. | Big Sky | Q | 26 | 8 | .765 | 0 | 1 | 26 | 9 | .743 | 15 | 3 | 1st |
| 3 | West Virginia | Big 12 | L | 26 | 8 | .765 | 0 | 1 | 26 | 9 | .743 | 13 | 5 | 2nd |
| 11 | Wichita St. | Missouri Valley | L | 24 | 8 | .750 | 2 | 1 | 26 | 9 | .743 | 16 | 2 | 1st |
| 7 | Wisconsin | Big Ten | L | 20 | 12 | .625 | 2 | 1 | 22 | 13 | .629 | 12 | 6 | T3rd |
| 2 | Xavier | Big East | L | 27 | 5 | .844 | 1 | 1 | 28 | 6 | .824 | 14 | 4 | 2nd |
| 12 | Yale | Ivy League | Q | 22 | 6 | .786 | 1 | 1 | 23 | 7 | .767 | 13 | 1 | 1st |

2017 TOURNAMENT

| Seed | School | Conference | How | Pre-Tourney | | | Tourney | | Final | | | Conf. | | |
|------|------------------|----------------|-----|-------------|----|------|---------|---|-------|----|------|-------|----|------|
| | | | | W | L | Pct. | W | L | W | L | Pct. | W | L | Fin. |
| 2 | Arizona | Pac-12 | Q | 30 | 4 | .882 | 2 | 1 | 32 | 5 | .865 | 16 | 2 | T1st |
| 8 | Arkansas | Southeastern | L | 25 | 9 | .735 | 1 | 1 | 26 | 10 | .722 | 12 | 6 | T3rd |
| 3 | Baylor | Big 12 | L | 25 | 7 | .781 | 2 | 1 | 27 | 8 | .771 | 12 | 6 | T2nd |
| 13 | Bucknell | Patriot | Q | 26 | 8 | .765 | 0 | 1 | 26 | 9 | .743 | 15 | 3 | 1st |
| 4 | Butler | Big East | L | 23 | 8 | .742 | 2 | 1 | 25 | 9 | .735 | 12 | 6 | 2nd |
| 6 | Cincinnati | American | L | 29 | 5 | .853 | 1 | 1 | 30 | 6 | .833 | 16 | 2 | 2nd |
| 6 | Creighton | Big East | L | 25 | 9 | .735 | 0 | 1 | 25 | 10 | .714 | 10 | 8 | T3rd |
| 7 | Dayton | Atlantic 10 | L | 24 | 7 | .774 | 0 | 1 | 24 | 8 | .750 | 15 | 3 | 1st |
| 2 | Duke | Atlantic Coast | Q | 27 | 8 | .771 | 1 | 1 | 28 | 9 | .757 | 11 | 7 | T5th |
| 13 | ETSU | Southern | Q | 27 | 7 | .794 | 0 | 1 | 27 | 8 | .771 | 14 | 4 | T1st |
| 14 | FGCU | Atlantic Sun | Q | 26 | 7 | .788 | 0 | 1 | 26 | 8 | .765 | 12 | 2 | 1st |
| 4 | Florida | Southeastern | L | 24 | 8 | .750 | 3 | 1 | 27 | 9 | .750 | 14 | 4 | 2nd |
| 3 | Florida St. | Atlantic Coast | L | 25 | 8 | .758 | 1 | 1 | 26 | 9 | .743 | 12 | 6 | T2nd |
| 1 | Gonzaga | West Coast | Q | 32 | 1 | .970 | 5 | 1 | 37 | 2 | .949 | 17 | 1 | 1st |
| 14 | Iona | Metro Atlantic | Q | 23 | 11 | .676 | 0 | 1 | 23 | 12 | .657 | 12 | 8 | T3rd |
| 5 | Iowa St. | Big 12 | Q | 23 | 10 | .697 | 1 | 1 | 24 | 11 | .686 | 12 | 6 | T2nd |
| 15 | Jacksonville St. | Ohio Valley | Q | 20 | 14 | .588 | 0 | 1 | 20 | 15 | .571 | 9 | 7 | T4th |
| 1 | Kansas | Big 12 | L | 28 | 4 | .875 | 3 | 1 | 31 | 5 | .861 | 16 | 2 | 1st |
| 11 | Kansas St. | Big 12 | L | 20 | 13 | .606 | 1 | 1 | 21 | 14 | .600 | 8 | 10 | 6th |
| 14 | Kent St. | Mid-American | Q | 20 | 12 | .625 | 0 | 1 | 20 | 13 | .606 | 10 | 8 | T6th |
| 2 | Kentucky | Southeastern | Q | 29 | 5 | .853 | 3 | 1 | 32 | 6 | .842 | 16 | 2 | 1st |
| 2 | Louisville | Atlantic Coast | L | 24 | 8 | .750 | 1 | 1 | 25 | 9 | .735 | 12 | 6 | T2nd |
| 10 | Marquette | Big East | L | 19 | 12 | .613 | 0 | 1 | 19 | 13 | .594 | 10 | 8 | T3rd |

| Seed | School | Conference | How | Pre-Tourney | | | Tourney | | Final | | | Conf. | | |
|------|---------------------|------------------|-----|-------------|----|------|---------|---|-------|----|------|-------|---|------|
| | | | | W | L | Pct. | W | L | W | L | Pct. | W | L | Fin. |
| 6 | Maryland | Big Ten | L | 24 | 8 | .750 | 0 | 1 | 24 | 9 | .727 | 12 | 6 | T2nd |
| 8 | Miami (FL) | Atlantic Coast | L | 21 | 11 | .656 | 0 | 1 | 21 | 12 | .636 | 10 | 9 | 9th |
| 7 | Michigan | Big Ten | Q | 24 | 11 | .686 | 2 | 1 | 26 | 12 | .684 | 10 | 8 | T5th |
| 9 | Michigan St. | Big Ten | L | 19 | 14 | .576 | 1 | 1 | 20 | 15 | .571 | 10 | 8 | T5th |
| 12 | Middle Tenn. | Conference USA | Q | 30 | 4 | .882 | 1 | 1 | 31 | 5 | .861 | 17 | 1 | 1st |
| 5 | Minnesota | Big Ten | L | 24 | 9 | .727 | 0 | 1 | 24 | 10 | .706 | 11 | 7 | 4th |
| 16 | Mount St. Mary's | Northeast | Q | 19 | 15 | .559 | 1 | 1 | 20 | 16 | .556 | 14 | 4 | 1st |
| 16 | N.C. Central | Mid-Eastern | Q | 25 | 8 | .758 | 0 | 1 | 25 | 9 | .735 | 13 | 3 | 1st |
| 12 | Nevada | Mountain West | Q | 28 | 6 | .824 | 0 | 1 | 28 | 7 | .800 | 14 | 4 | 1st |
| 14 | New Mexico St. | Western Athletic | Q | 28 | 5 | .848 | 0 | 1 | 28 | 6 | .824 | 11 | 3 | T2nd |
| 16 | New Orleans | Southland | Q | 20 | 11 | .645 | 0 | 1 | 20 | 12 | .625 | 13 | 5 | 1st |
| 1 | North Carolina | Atlantic Coast | L | 27 | 7 | .794 | 6 | 0 | 33 | 7 | .825 | 14 | 4 | 1st |
| 15 | North Dakota | Big Sky | Q | 22 | 8 | .733 | 0 | 1 | 22 | 9 | .710 | 14 | 4 | 1st |
| 15 | Northern Ky. | Horizon | Q | 24 | 10 | .706 | 0 | 1 | 24 | 11 | .686 | 12 | 6 | T3rd |
| 8 | Northwestern | Big Ten | L | 23 | 11 | .676 | 1 | 1 | 24 | 12 | .667 | 10 | 8 | T5th |
| 5 | Notre Dame | Atlantic Coast | L | 25 | 9 | .735 | 1 | 1 | 26 | 10 | .722 | 12 | 6 | T2nd |
| 10 | Oklahoma St. | Big 12 | L | 20 | 12 | .625 | 0 | 1 | 20 | 13 | .606 | 9 | 9 | 5th |
| 3 | Oregon | Pac-12 | L | 29 | 5 | .853 | 4 | 1 | 33 | 6 | .846 | 16 | 2 | T1st |
| 12 | Princeton | Ivy | Q | 23 | 6 | .793 | 0 | 1 | 23 | 7 | .767 | 14 | 0 | 1st |
| 11 | Providence | Big East | L | 20 | 12 | .625 | 0 | 1 | 20 | 13 | .606 | 10 | 8 | T3rd |
| 4 | Purdue | Big Ten | L | 25 | 7 | .781 | 2 | 1 | 27 | 8 | .771 | 14 | 4 | 1st |
| 11 | Rhode Island | Atlantic 10 | Q | 24 | 9 | .727 | 1 | 1 | 25 | 10 | .714 | 13 | 5 | T3rd |
| 7 | Saint Mary's (CA) | West Coast | L | 28 | 4 | .875 | 1 | 1 | 29 | 5 | .853 | 16 | 2 | 2nd |
| 9 | Seton Hall | Big East | L | 21 | 11 | .656 | 0 | 1 | 21 | 12 | .636 | 10 | 8 | T3rd |
| 6 | SMU | American | Q | 30 | 4 | .882 | 0 | 1 | 30 | 5 | .857 | 17 | 1 | 1st |
| 7 | South Carolina | Southeastern | L | 22 | 10 | .688 | 4 | 1 | 26 | 11 | .703 | 12 | 6 | T3rd |
| 16 | South Dakota St. | Summit | Q | 18 | 16 | .529 | 0 | 1 | 18 | 17 | .514 | 8 | 8 | T4th |
| 11 | Southern California | Pac-12 | L | 24 | 9 | .727 | 2 | 1 | 26 | 10 | .722 | 10 | 8 | T5th |
| 16 | Texas Southern | Southwestern | Q | 23 | 11 | .676 | 0 | 1 | 23 | 12 | .657 | 16 | 2 | 1st |
| 15 | Troy | Sun Belt | Q | 22 | 14 | .611 | 0 | 1 | 22 | 15 | .595 | 10 | 8 | T6th |
| 16 | UC Davis | Big West | Q | 22 | 12 | .647 | 1 | 1 | 23 | 13 | .639 | 11 | 5 | 2nd |
| 3 | UCLA | Pac-12 | L | 29 | 4 | .879 | 2 | 1 | 31 | 5 | .861 | 15 | 3 | 3rd |
| 12 | UNCW | Colonial | Q | 29 | 5 | .853 | 0 | 1 | 29 | 6 | .829 | 15 | 3 | 1st |
| 9 | Vanderbilt | Southeastern | L | 19 | 15 | .559 | 0 | 1 | 19 | 16 | .543 | 10 | 8 | T5th |
| 10 | VCU | Atlantic 10 | L | 26 | 8 | .765 | 0 | 1 | 26 | 9 | .743 | 14 | 4 | 2nd |
| 13 | Vermont | America East | Q | 29 | 5 | .853 | 0 | 1 | 29 | 6 | .829 | 16 | 0 | 1st |
| 1 | Villanova | Big East | Q | 31 | 3 | .912 | 1 | 1 | 32 | 4 | .889 | 15 | 3 | 1st |
| 5 | Virginia | Atlantic Coast | L | 22 | 9 | .710 | 1 | 1 | 23 | 10 | .697 | 11 | 7 | T5th |
| 9 | Virginia Tech | Atlantic Coast | L | 22 | 10 | .688 | 0 | 1 | 22 | 11 | .667 | 10 | 8 | T7th |
| 11 | Wake Forest | Atlantic Coast | L | 19 | 13 | .594 | 0 | 1 | 19 | 14 | .576 | 9 | 9 | 9th |
| 4 | West Virginia | Big 12 | L | 26 | 8 | .765 | 2 | 1 | 28 | 9 | .757 | 12 | 6 | T2nd |
| 10 | Wichita St. | Missouri Valley | Q | 30 | 4 | .882 | 1 | 1 | 31 | 5 | .861 | 17 | 1 | T1st |
| 13 | Winthrop | Big South | Q | 26 | 6 | .813 | 0 | 1 | 26 | 7 | .788 | 15 | 3 | T1st |
| 8 | Wisconsin | Big Ten | L | 25 | 9 | .735 | 2 | 1 | 27 | 10 | .730 | 12 | 6 | T2nd |
| 11 | Xavier | Big East | L | 21 | 12 | .636 | 3 | 1 | 24 | 13 | .649 | 9 | 9 | 7th |

2018 TOURNAMENT

| Seed | School | Conference | How | Pre-Tourney | | | Tourney | | Final | | | Conf. | | |
|------|--------------------|----------------|-----|-------------|----|------|---------|---|-------|----|------|-------|----|------|
| | | | | W | L | Pct. | W | L | W | L | Pct. | W | L | Fin. |
| 9 | Alabama | Southeastern | L | 19 | 15 | .559 | 1 | 1 | 20 | 16 | .556 | 8 | 10 | T9th |
| 4 | Arizona | Pac-12 | Q | 27 | 7 | .794 | 0 | 1 | 27 | 8 | .771 | 14 | 4 | 1st |
| 11 | Arizona St. | Pac-12 | L | 20 | 11 | .645 | 0 | 1 | 20 | 12 | .625 | 8 | 10 | 9th |
| 7 | Arkansas | Southeastern | L | 23 | 11 | .676 | 0 | 1 | 23 | 12 | .657 | 10 | 8 | T4th |
| 4 | Auburn | Southeastern | L | 25 | 7 | .781 | 1 | 1 | 26 | 8 | .765 | 13 | 5 | T1st |
| 14 | Bucknell | Patriot | Q | 25 | 9 | .735 | 0 | 1 | 25 | 10 | .714 | 16 | 2 | 1st |
| 13 | Buffalo | Mid-American | Q | 26 | 8 | .765 | 1 | 1 | 27 | 9 | .750 | 15 | 3 | 1st |
| 10 | Butler | Big East | L | 20 | 13 | .606 | 1 | 1 | 21 | 14 | .600 | 15 | 3 | 1st |
| 15 | Cal St. Fullerton | Big West | Q | 20 | 11 | .645 | 0 | 1 | 20 | 12 | .625 | 10 | 6 | 4th |
| 2 | Cincinnati | American | Q | 30 | 4 | .882 | 1 | 1 | 31 | 5 | .861 | 16 | 2 | 1st |
| 5 | Clemson | Atlantic Coast | L | 23 | 9 | .719 | 2 | 1 | 25 | 10 | .714 | 11 | 7 | T3rd |
| 13 | Col. of Charleston | Colonial | Q | 26 | 7 | .788 | 0 | 1 | 26 | 8 | .765 | 14 | 4 | T1st |
| 8 | Creighton | Big East | L | 21 | 11 | .656 | 0 | 1 | 21 | 12 | .636 | 10 | 8 | T3rd |
| 12 | Davidson | Atlantic 10 | Q | 21 | 11 | .656 | 0 | 1 | 21 | 12 | .636 | 13 | 5 | 3rd |
| 2 | Duke | Atlantic Coast | L | 26 | 7 | .788 | 3 | 1 | 29 | 8 | .784 | 13 | 5 | 2nd |
| 6 | Florida | Southeastern | L | 20 | 12 | .625 | 1 | 1 | 21 | 13 | .618 | 11 | 7 | 3rd |

| Seed | School | Conference | How | Pre-Tourney | | | Tourney | | Final | | | Conf. | | |
|------|------------------|------------------|-----|-------------|----|------|---------|---|-------|----|------|-------|----|-------|
| | | | | W | L | Pct. | W | L | W | L | Pct. | W | L | Fin. |
| 9 | Florida St. | Atlantic Coast | L | 20 | 11 | .645 | 3 | 1 | 23 | 12 | .657 | 9 | 9 | T8th |
| 15 | Georgia St. | Sun Belt | Q | 24 | 10 | .706 | 0 | 1 | 24 | 11 | .686 | 12 | 6 | 2nd |
| 4 | Gonzaga | West Coast | Q | 30 | 4 | .882 | 2 | 1 | 32 | 5 | .865 | 17 | 1 | 1st |
| 6 | Houston | American | L | 26 | 7 | .788 | 1 | 1 | 27 | 8 | .771 | 14 | 4 | T2nd |
| 15 | Iona | Metro Atlantic | Q | 20 | 13 | .606 | 0 | 1 | 20 | 14 | .588 | 11 | 7 | 4th |
| 1 | Kansas | Big 12 | Q | 27 | 7 | .794 | 4 | 1 | 31 | 8 | .795 | 13 | 5 | 1st |
| 9 | Kansas St. | Big 12 | L | 22 | 11 | .667 | 3 | 1 | 25 | 12 | .676 | 10 | 8 | 4th |
| 5 | Kentucky | Southeastern | Q | 24 | 10 | .706 | 2 | 1 | 26 | 11 | .703 | 10 | 8 | T4th |
| 15 | Lipscomb | Atlantic Sun | Q | 23 | 9 | .719 | 0 | 1 | 23 | 10 | .697 | 10 | 4 | 2nd |
| 16 | LIU Brooklyn | Northeast | Q | 18 | 16 | .529 | 0 | 1 | 18 | 17 | .514 | 10 | 8 | T4th |
| 11 | Loyola Chicago | Missouri Valley | Q | 28 | 5 | .848 | 4 | 1 | 32 | 6 | .842 | 15 | 3 | 1st |
| 13 | Marshall | Conference USA | Q | 24 | 10 | .706 | 1 | 1 | 25 | 11 | .694 | 12 | 6 | 4th |
| 6 | Miami (FL) | Atlantic Coast | L | 22 | 9 | .710 | 0 | 1 | 22 | 10 | .688 | 11 | 7 | T3rd |
| 3 | Michigan | Big Ten | Q | 28 | 7 | .800 | 5 | 1 | 33 | 8 | .805 | 13 | 5 | T4th |
| 3 | Michigan St. | Big Ten | L | 29 | 4 | .879 | 1 | 1 | 30 | 5 | .857 | 16 | 2 | 1st |
| 8 | Missouri | Southeastern | L | 20 | 12 | .625 | 0 | 1 | 20 | 13 | .606 | 10 | 8 | T4th |
| 14 | Montana | Big Sky | Q | 26 | 7 | .788 | 0 | 1 | 26 | 8 | .765 | 16 | 2 | 1st |
| 12 | Murray St. | Ohio Valley | Q | 26 | 5 | .839 | 0 | 1 | 26 | 6 | .813 | 16 | 2 | 1st |
| 16 | N.C. Central | Mid-Eastern | Q | 19 | 15 | .559 | 0 | 1 | 19 | 16 | .543 | 9 | 7 | 6th |
| 9 | NC State | Atlantic Coast | L | 21 | 11 | .656 | 0 | 1 | 21 | 12 | .636 | 11 | 7 | T3rd |
| 7 | Nevada | Mountain West | L | 27 | 7 | .794 | 2 | 1 | 29 | 8 | .784 | 15 | 3 | 1st |
| 12 | New Mexico St. | Western Athletic | Q | 28 | 5 | .848 | 0 | 1 | 28 | 6 | .824 | 12 | 2 | 1st |
| 2 | North Carolina | Atlantic Coast | L | 25 | 10 | .714 | 1 | 1 | 26 | 11 | .703 | 11 | 7 | T3rd |
| 5 | Ohio St. | Big Ten | L | 24 | 8 | .750 | 1 | 1 | 25 | 9 | .735 | 15 | 3 | T2nd |
| 10 | Oklahoma | Big 12 | L | 18 | 13 | .581 | 0 | 1 | 18 | 14 | .563 | 8 | 10 | T6th |
| 16 | Penn | Ivy | Q | 24 | 8 | .750 | 0 | 1 | 24 | 9 | .727 | 12 | 2 | T1st |
| 10 | Providence | Big East | L | 21 | 13 | .618 | 0 | 1 | 21 | 14 | .600 | 10 | 8 | T3rd |
| 2 | Purdue | Big Ten | L | 28 | 6 | .824 | 2 | 1 | 30 | 7 | .811 | 15 | 3 | T2nd |
| 16 | Radford | Big South | Q | 22 | 12 | .647 | 1 | 1 | 23 | 13 | .639 | 12 | 6 | T2nd |
| 7 | Rhode Island | Atlantic 10 | L | 25 | 7 | .781 | 1 | 1 | 26 | 8 | .765 | 15 | 3 | 1st |
| 11 | San Diego St. | Mountain West | Q | 22 | 10 | .688 | 0 | 1 | 22 | 11 | .667 | 11 | 7 | T4th |
| 8 | Seton Hall | Big East | L | 21 | 11 | .656 | 1 | 1 | 22 | 12 | .647 | 10 | 8 | T3rd |
| 14 | SFA | Southland | Q | 28 | 6 | .824 | 0 | 1 | 28 | 7 | .800 | 14 | 4 | 3rd |
| 12 | South Dakota St. | Summit | Q | 28 | 6 | .824 | 0 | 1 | 28 | 7 | .800 | 13 | 1 | 1st |
| 11 | St. Bonaventure | Atlantic 10 | L | 25 | 7 | .781 | 1 | 1 | 26 | 8 | .765 | 14 | 4 | 2nd |
| 11 | Syracuse | Atlantic Coast | L | 20 | 13 | .606 | 3 | 1 | 23 | 14 | .622 | 8 | 10 | T10th |
| 6 | TCU | Big 12 | L | 21 | 11 | .656 | 0 | 1 | 21 | 12 | .636 | 9 | 9 | 5th |
| 3 | Tennessee | Southeastern | L | 25 | 8 | .758 | 1 | 1 | 26 | 9 | .743 | 13 | 5 | T1st |
| 10 | Texas | Big 12 | L | 19 | 14 | .576 | 0 | 1 | 19 | 15 | .559 | 8 | 10 | T6th |
| 7 | Texas A&M | Southeastern | L | 20 | 12 | .625 | 2 | 1 | 22 | 13 | .629 | 9 | 9 | T7th |
| 16 | Texas Southern | Southwestern | Q | 15 | 19 | .441 | 1 | 1 | 16 | 20 | .444 | 12 | 6 | T2nd |
| 3 | Texas Tech | Big 12 | L | 24 | 9 | .727 | 3 | 1 | 27 | 10 | .730 | 11 | 7 | T2nd |
| 11 | UCLA | Pac-12 | L | 21 | 11 | .656 | 0 | 1 | 21 | 12 | .636 | 11 | 7 | T3rd |
| 16 | UMBC | America East | Q | 24 | 10 | .706 | 1 | 1 | 25 | 11 | .694 | 12 | 4 | 2nd |
| 13 | UNCG | Southern | Q | 27 | 7 | .794 | 0 | 1 | 27 | 8 | .771 | 18 | 3 | 1st |
| 1 | Villanova | Big East | Q | 30 | 4 | .882 | 6 | 0 | 36 | 4 | .900 | 14 | 4 | 2nd |
| 1 | Virginia | Atlantic Coast | Q | 31 | 2 | .939 | 0 | 1 | 31 | 3 | .912 | 17 | 1 | 1st |
| 8 | Virginia Tech | Atlantic Coast | L | 21 | 11 | .656 | 0 | 1 | 21 | 12 | .636 | 10 | 8 | 7th |
| 5 | West Virginia | Big 12 | L | 24 | 10 | .706 | 2 | 1 | 26 | 11 | .703 | 11 | 7 | T2nd |
| 4 | Wichita St. | American | L | 25 | 7 | .781 | 0 | 1 | 25 | 8 | .758 | 14 | 4 | T2nd |
| 14 | Wright St. | Horizon | Q | 25 | 9 | .735 | 0 | 1 | 25 | 10 | .714 | 14 | 4 | 2nd |
| 1 | Xavier | Big East | L | 28 | 5 | .848 | 1 | 1 | 29 | 6 | .829 | 15 | 3 | 1st |

2019 TOURNAMENT

| Seed | School | Conference | How | Pre-Tourney | | | Tourney | | Final | | | Conf. | | |
|------|-------------------|-----------------|-----|-------------|----|------|---------|---|-------|----|------|-------|---|------|
| | | | | W | L | Pct. | W | L | W | L | Pct. | W | L | Fin. |
| 15 | Abilene Christian | Southland | Q | 27 | 6 | .818 | 0 | 1 | 27 | 7 | .794 | 14 | 4 | 2nd |
| 11 | Arizona St. | Pac-12 | L | 22 | 10 | .688 | 1 | 1 | 23 | 11 | .676 | 12 | 6 | 2nd |
| 5 | Auburn | Southeastern | Q | 26 | 9 | .743 | 4 | 1 | 30 | 10 | .750 | 11 | 7 | T4th |
| 9 | Baylor | Big 12 | L | 19 | 13 | .594 | 1 | 1 | 20 | 14 | .588 | 10 | 8 | 4th |
| 11 | Belmont | Ohio Valley | L | 26 | 5 | .839 | 1 | 1 | 27 | 6 | .818 | 16 | 2 | T1st |
| 15 | Bradley | Missouri Valley | Q | 20 | 14 | .588 | 0 | 1 | 20 | 15 | .571 | 9 | 9 | T5th |
| 6 | Buffalo | Mid-American | Q | 31 | 3 | .912 | 1 | 1 | 32 | 4 | .889 | 16 | 2 | 1st |
| 7 | Cincinnati | American | Q | 28 | 6 | .824 | 0 | 1 | 28 | 7 | .800 | 14 | 4 | 2nd |
| 15 | Colgate | Patriot | Q | 24 | 10 | .706 | 0 | 1 | 24 | 11 | .686 | 13 | 5 | T1st |

| Seed | School | Conference | How | Pre-Tourney | | | Tourney | | Final | | | Conf. | | |
|------|---------------------|------------------|-----|-------------|----|------|---------|---|-------|----|------|-------|----|------|
| | | | | W | L | Pct. | W | L | W | L | Pct. | W | L | Fin. |
| 1 | Duke | Atlantic Coast | Q | 29 | 5 | .853 | 3 | 1 | 32 | 6 | .842 | 14 | 4 | 3rd |
| 16 | Fairleigh Dickinson | Northeast | Q | 20 | 13 | .606 | 1 | 1 | 21 | 14 | .600 | 12 | 6 | T1st |
| 10 | Florida | Southeastern | L | 19 | 15 | .559 | 1 | 1 | 20 | 16 | .556 | 9 | 9 | 8th |
| 4 | Florida St. | Atlantic Coast | L | 27 | 7 | .794 | 2 | 1 | 29 | 8 | .784 | 13 | 5 | 4th |
| 16 | Gardner-Webb | Big South | Q | 23 | 11 | .676 | 0 | 1 | 23 | 12 | .657 | 10 | 6 | T3rd |
| 14 | Georgia St. | Sun Belt | Q | 24 | 9 | .727 | 0 | 1 | 24 | 10 | .706 | 13 | 5 | 1st |
| 1 | Gonzaga | West Coast | L | 30 | 3 | .909 | 3 | 1 | 33 | 4 | .892 | 16 | 0 | 1st |
| 3 | Houston | American | L | 31 | 3 | .912 | 2 | 1 | 33 | 4 | .892 | 16 | 2 | 1st |
| 16 | Iona | Metro Atlantic | Q | 17 | 15 | .531 | 0 | 1 | 17 | 16 | .515 | 12 | 6 | 1st |
| 10 | Iowa | Big Ten | L | 22 | 11 | .667 | 1 | 1 | 23 | 12 | .657 | 10 | 10 | 6th |
| 6 | Iowa St. | Big 12 | Q | 23 | 11 | .676 | 0 | 1 | 23 | 12 | .657 | 9 | 9 | 5th |
| 4 | Kansas | Big 12 | L | 25 | 9 | .735 | 1 | 1 | 26 | 10 | .722 | 12 | 6 | 3rd |
| 4 | Kansas St. | Big 12 | L | 25 | 9 | .735 | 0 | 1 | 25 | 10 | .714 | 14 | 4 | T1st |
| 2 | Kentucky | Southeastern | L | 27 | 6 | .818 | 3 | 1 | 30 | 7 | .811 | 15 | 3 | T2nd |
| 12 | Liberty | Atlantic Sun | Q | 28 | 6 | .824 | 1 | 1 | 29 | 7 | .806 | 14 | 2 | T1st |
| 7 | Louisville | Atlantic Coast | L | 20 | 13 | .606 | 0 | 1 | 20 | 14 | .588 | 10 | 8 | T6th |
| 3 | LSU | Southeastern | L | 26 | 6 | .813 | 2 | 1 | 28 | 7 | .800 | 16 | 2 | 1st |
| 5 | Marquette | Big East | L | 24 | 9 | .727 | 0 | 1 | 24 | 10 | .706 | 12 | 6 | 2nd |
| 6 | Maryland | Big Ten | L | 22 | 10 | .688 | 1 | 1 | 23 | 11 | .676 | 13 | 7 | 5th |
| 2 | Michigan | Big Ten | L | 28 | 6 | .824 | 2 | 1 | 30 | 7 | .811 | 15 | 5 | 3rd |
| 2 | Michigan St. | Big Ten | Q | 28 | 6 | .824 | 4 | 1 | 32 | 7 | .821 | 16 | 4 | T1st |
| 10 | Minnesota | Big Ten | L | 21 | 13 | .618 | 1 | 1 | 22 | 14 | .611 | 9 | 11 | 7th |
| 5 | Mississippi St. | Southeastern | L | 23 | 10 | .697 | 0 | 1 | 23 | 11 | .676 | 10 | 8 | T6th |
| 15 | Montana | Big Sky | Q | 26 | 8 | .765 | 0 | 1 | 26 | 9 | .743 | 16 | 4 | 1st |
| 12 | Murray St. | Ohio Valley | Q | 27 | 4 | .871 | 1 | 1 | 28 | 5 | .848 | 16 | 2 | T1st |
| 7 | Nevada | Mountain West | L | 29 | 4 | .879 | 0 | 1 | 29 | 5 | .853 | 15 | 3 | T1st |
| 12 | New Mexico St. | Western Athletic | Q | 30 | 4 | .882 | 0 | 1 | 30 | 5 | .857 | 15 | 1 | 1st |
| 16 | N.C. Central | Mid-Eastern | Q | 18 | 15 | .545 | 0 | 1 | 18 | 16 | .529 | 10 | 6 | T3rd |
| 1 | North Carolina | Atlantic Coast | L | 27 | 6 | .818 | 2 | 1 | 29 | 7 | .806 | 16 | 2 | T1st |
| 16 | North Dakota St. | Summit | Q | 18 | 15 | .545 | 1 | 1 | 19 | 16 | .543 | 9 | 7 | T3rd |
| 13 | Northeastern | Colonial | Q | 23 | 10 | .697 | 0 | 1 | 23 | 11 | .676 | 14 | 4 | 2nd |
| 14 | Northern Ky. | Horizon | Q | 26 | 8 | .765 | 0 | 1 | 26 | 9 | .743 | 13 | 5 | T1st |
| 11 | Ohio St. | Big Ten | L | 19 | 14 | .576 | 1 | 1 | 20 | 15 | .571 | 8 | 12 | T8th |
| 9 | Oklahoma | Big 12 | L | 19 | 13 | .594 | 1 | 1 | 20 | 14 | .588 | 7 | 11 | T7th |
| 14 | Old Dominion | Conference USA | Q | 26 | 8 | .765 | 0 | 1 | 26 | 9 | .743 | 13 | 5 | 1st |
| 8 | Ole Miss | Southeastern | L | 20 | 12 | .625 | 0 | 1 | 20 | 13 | .606 | 10 | 8 | T6th |
| 12 | Oregon | Pac-12 | Q | 23 | 12 | .657 | 2 | 1 | 25 | 13 | .658 | 10 | 8 | T4th |
| 16 | Prairie View | Southwestern | Q | 22 | 12 | .647 | 0 | 1 | 22 | 13 | .629 | 17 | 1 | 1st |
| 3 | Purdue | Big Ten | L | 23 | 9 | .719 | 3 | 1 | 26 | 10 | .722 | 16 | 4 | T1st |
| 13 | Saint Louis | Atlantic 10 | Q | 23 | 12 | .657 | 0 | 1 | 23 | 13 | .639 | 10 | 8 | T6th |
| 11 | Saint Mary's (CA) | West Coast | Q | 22 | 11 | .667 | 0 | 1 | 22 | 12 | .647 | 11 | 5 | T2nd |
| 10 | Seton Hall | Big East | L | 20 | 13 | .606 | 0 | 1 | 20 | 14 | .588 | 9 | 9 | T3rd |
| 11 | St. John's (NY) | Big East | L | 21 | 12 | .636 | 0 | 1 | 21 | 13 | .618 | 8 | 10 | 7th |
| 8 | Syracuse | Atlantic Coast | L | 20 | 13 | .606 | 0 | 1 | 20 | 14 | .588 | 10 | 8 | T6th |
| 11 | Temple | American | L | 23 | 9 | .719 | 0 | 1 | 23 | 10 | .697 | 13 | 5 | T3rd |
| 2 | Tennessee | Southeastern | L | 29 | 5 | .853 | 2 | 1 | 31 | 6 | .838 | 15 | 3 | T2nd |
| 3 | Texas Tech | Big 12 | L | 26 | 6 | .813 | 5 | 1 | 31 | 7 | .816 | 14 | 4 | T1st |
| 9 | UCF | American | L | 23 | 8 | .742 | 1 | 1 | 24 | 9 | .727 | 13 | 5 | T3rd |
| 13 | UC Irvine | Big West | Q | 30 | 5 | .857 | 1 | 1 | 31 | 6 | .838 | 15 | 1 | 1st |
| 8 | Utah St. | Mountain West | Q | 28 | 6 | .824 | 0 | 1 | 28 | 7 | .800 | 15 | 3 | T1st |
| 8 | VCU | Atlantic 10 | L | 25 | 7 | .781 | 0 | 1 | 25 | 8 | .758 | 16 | 2 | 1st |
| 13 | Vermont | American East | Q | 27 | 6 | .818 | 0 | 1 | 27 | 7 | .794 | 14 | 2 | 1st |
| 6 | Villanova | Big East | Q | 25 | 9 | .735 | 1 | 1 | 26 | 10 | .722 | 13 | 5 | 1st |
| 1 | Virginia | Atlantic Coast | L | 29 | 3 | .906 | 6 | 0 | 35 | 3 | .921 | 16 | 2 | T1st |
| 4 | Virginia Tech | Atlantic Coast | L | 24 | 8 | .750 | 2 | 1 | 26 | 9 | .743 | 12 | 6 | 5th |
| 9 | Washington | Pac-12 | L | 26 | 8 | .765 | 1 | 1 | 27 | 9 | .750 | 15 | 3 | 1st |
| 5 | Wisconsin | Big Ten | L | 23 | 10 | .697 | 0 | 1 | 23 | 11 | .676 | 14 | 6 | 4th |
| 7 | Wofford | Southern | Q | 29 | 4 | .879 | 1 | 1 | 30 | 5 | .857 | 18 | 0 | 1st |
| 14 | Yale | Ivy | Q | 22 | 7 | .759 | 0 | 1 | 22 | 8 | .733 | 10 | 4 | T1st |

2020 TOURNAMENT

Championship canceled due to COVID-19 pandemic.

2021 TOURNAMENT

| Seed | School | Conference | How | Pre-Tourney | | | Tourney | | Final | | | Conf. | | |
|------|---------------------|-------------------|-----|-------------|----|-------|---------|---|-------|----|------|-------|----|------|
| | | | | W | L | Pct. | W | L | W | L | Pct. | W | L | Fin. |
| 14 | Abilene Christian | Southland | Q | 23 | 4 | .852 | 1 | 1 | 24 | 5 | .828 | 13 | 2 | 2nd |
| 2 | Alabama | Southeastern | Q | 24 | 6 | .800 | 2 | 1 | 26 | 7 | .788 | 16 | 2 | 1st |
| 16 | App State | Sun Belt | Q | 17 | 11 | .607 | 0 | 1 | 17 | 12 | .586 | 7 | 8 | T7th |
| 3 | Arkansas | Southeastern | L | 22 | 6 | .786 | 3 | 1 | 25 | 7 | .781 | 13 | 4 | 2nd |
| 1 | Baylor | Big 12 | L | 22 | 2 | .917 | 6 | 0 | 28 | 2 | .933 | 13 | 1 | 1st |
| 6 | BYU | West Coast | L | 20 | 6 | .769 | 0 | 1 | 20 | 7 | .741 | 10 | 3 | 2nd |
| 7 | Clemson | Atlantic Coast | L | 16 | 7 | .696 | 0 | 1 | 16 | 8 | .667 | 10 | 6 | T5th |
| 15 | Cleveland St. | Horizon | Q | 19 | 7 | .731 | 0 | 1 | 19 | 8 | .704 | 16 | 4 | T1st |
| 14 | Colgate | Patriot | Q | 14 | 1 | .933 | 0 | 1 | 14 | 2 | .875 | 11 | 1 | 1st |
| 5 | Colorado | Pac-12 | L | 22 | 8 | .733 | 1 | 1 | 23 | 9 | .719 | 14 | 6 | 3rd |
| 5 | Creighton | Big East | L | 20 | 8 | .714 | 2 | 1 | 22 | 9 | .710 | 14 | 6 | 2nd |
| 11 | Drake | Missouri Valley | L | 25 | 4 | .862 | 1 | 1 | 26 | 5 | .839 | 15 | 3 | 2nd |
| 16 | Drexel | Colonial | Q | 12 | 7 | .632 | 0 | 1 | 12 | 8 | .600 | 4 | 5 | 6th |
| 14 | Eastern Washington | Big Sky | Q | 16 | 7 | .696 | 0 | 1 | 16 | 8 | .667 | 12 | 3 | T2nd |
| 7 | Florida | Southeastern | L | 14 | 9 | .609 | 1 | 1 | 15 | 10 | .600 | 9 | 7 | 5th |
| 4 | Florida St. | Atlantic Coast | L | 16 | 6 | .727 | 2 | 1 | 18 | 7 | .720 | 11 | 4 | 2nd |
| 12 | Georgetown | Big East | Q | 13 | 12 | .520 | 0 | 1 | 13 | 13 | .500 | 7 | 9 | 8th |
| 9 | Georgia Tech | Atlantic Coast | Q | 17 | 8 | .680 | 0 | 1 | 17 | 9 | .654 | 11 | 6 | 4th |
| 1 | Gonzaga | West Coast | Q | 26 | 0 | 1.000 | 5 | 1 | 31 | 1 | .969 | 15 | 0 | 1st |
| 15 | Grand Canyon | Western Athletic | Q | 17 | 6 | .739 | 0 | 1 | 17 | 7 | .708 | 9 | 3 | 1st |
| 16 | Hartford | America East | Q | 15 | 8 | .652 | 0 | 1 | 15 | 9 | .625 | 8 | 6 | 4th |
| 2 | Houston | American Athletic | Q | 24 | 3 | .889 | 4 | 1 | 28 | 4 | .875 | 14 | 3 | 2nd |
| 1 | Illinois | Big Ten | Q | 23 | 6 | .793 | 1 | 1 | 24 | 7 | .774 | 16 | 4 | 2nd |
| 15 | Iona | Metro Atlantic | Q | 12 | 5 | .706 | 0 | 1 | 12 | 6 | .667 | 6 | 3 | 2nd |
| 2 | Iowa | Big Ten | L | 21 | 8 | .724 | 1 | 1 | 22 | 9 | .710 | 14 | 6 | 3rd |
| 3 | Kansas | Big 12 | L | 20 | 8 | .714 | 1 | 1 | 21 | 9 | .700 | 12 | 6 | 2nd |
| 13 | Liberty | ASUN | Q | 23 | 5 | .821 | 0 | 1 | 23 | 6 | .793 | 11 | 2 | 1st |
| 8 | Loyola Chicago | Missouri Valley | Q | 24 | 4 | .857 | 2 | 1 | 26 | 5 | .839 | 16 | 2 | 1st |
| 8 | LSU | Southeastern | L | 18 | 9 | .667 | 1 | 1 | 19 | 10 | .655 | 11 | 6 | 3rd |
| 10 | Maryland | Big Ten | L | 16 | 13 | .552 | 1 | 1 | 17 | 14 | .548 | 9 | 11 | T8th |
| 1 | Michigan | Big Ten | L | 20 | 4 | .833 | 3 | 1 | 23 | 5 | .821 | 14 | 3 | 1st |
| 11 | Michigan St. | Big Ten | L | 15 | 12 | .556 | 0 | 1 | 15 | 13 | .536 | 9 | 11 | T8th |
| 9 | Missouri | Southeastern | L | 16 | 9 | .640 | 0 | 1 | 16 | 10 | .615 | 8 | 8 | 7th |
| 14 | Morehead St. | Ohio Valley | Q | 23 | 7 | .767 | 0 | 1 | 23 | 8 | .742 | 17 | 3 | 2nd |
| 16 | Mount St. Mary's | Northeast | Q | 12 | 10 | .545 | 0 | 1 | 12 | 11 | .522 | 9 | 7 | T3rd |
| 16 | Norfolk St. | Mid-Eastern | Q | 16 | 7 | .696 | 1 | 1 | 17 | 8 | .680 | 8 | 4 | T2nd |
| 8 | North Carolina | Atlantic Coast | L | 18 | 10 | .643 | 0 | 1 | 18 | 11 | .621 | 10 | 6 | T6th |
| 13 | North Texas | Conference USA | Q | 17 | 9 | .654 | 1 | 1 | 18 | 10 | .643 | 9 | 5 | T5th |
| 13 | Ohio | Mid-American | Q | 16 | 7 | .696 | 1 | 1 | 17 | 8 | .680 | 9 | 5 | 5th |
| 2 | Ohio St. | Big Ten | L | 21 | 9 | .700 | 0 | 1 | 21 | 10 | .677 | 12 | 8 | 5th |
| 8 | Oklahoma | Big 12 | L | 15 | 10 | .600 | 1 | 1 | 16 | 11 | .593 | 9 | 8 | T6th |
| 4 | Oklahoma St. | Big 12 | L | 20 | 8 | .714 | 1 | 1 | 21 | 9 | .700 | 11 | 7 | 5th |
| 15 | Oral Roberts | Summit | Q | 16 | 10 | .615 | 2 | 1 | 18 | 11 | .621 | 10 | 5 | 4th |
| 7 | Oregon* | Pac-12 | L | 20 | 6 | .769 | 1 | 1 | 21 | 7 | .750 | 14 | 4 | 1st |
| 12 | Oregon St. | Pac-12 | Q | 17 | 12 | .586 | 3 | 1 | 20 | 13 | .606 | 10 | 10 | T6th |
| 4 | Purdue | Big Ten | L | 18 | 9 | .667 | 0 | 1 | 18 | 10 | .643 | 13 | 6 | 4th |
| 10 | Rutgers | Big Ten | L | 15 | 11 | .577 | 1 | 1 | 16 | 12 | .571 | 10 | 10 | T6th |
| 6 | San Diego St. | Mountain West | Q | 23 | 4 | .852 | 0 | 1 | 23 | 5 | .821 | 14 | 3 | 1st |
| 6 | Southern California | Pac-12 | L | 22 | 7 | .759 | 3 | 1 | 25 | 8 | .758 | 15 | 5 | 2nd |
| 9 | St. Bonaventure | Atlantic 10 | Q | 16 | 4 | .800 | 0 | 1 | 16 | 5 | .762 | 11 | 4 | 1st |
| 11 | Syracuse | Atlantic Coast | L | 16 | 9 | .640 | 2 | 1 | 18 | 10 | .643 | 9 | 7 | 8th |
| 5 | Tennessee | Southeastern | L | 18 | 8 | .692 | 0 | 1 | 18 | 9 | .667 | 10 | 7 | 4th |
| 3 | Texas | Big 12 | Q | 19 | 7 | .731 | 0 | 1 | 19 | 8 | .704 | 11 | 6 | T3rd |
| 16 | Texas Southern | Southwestern | Q | 16 | 8 | .667 | 1 | 1 | 17 | 9 | .654 | 10 | 3 | 3rd |
| 6 | Texas Tech | Big 12 | L | 17 | 10 | .630 | 1 | 1 | 18 | 11 | .621 | 9 | 8 | T6th |
| 12 | UC Santa Barbara | Big West | Q | 22 | 4 | .846 | 0 | 1 | 22 | 5 | .815 | 13 | 3 | 1st |
| 11 | UCLA | Pac-12 | L | 17 | 9 | .654 | 5 | 1 | 22 | 10 | .688 | 13 | 6 | 4th |
| 7 | UConn | Big East | L | 15 | 7 | .682 | 0 | 1 | 15 | 8 | .652 | 11 | 6 | 3rd |
| 13 | UNC Greensboro | Southern | Q | 21 | 8 | .724 | 0 | 1 | 21 | 9 | .700 | 13 | 5 | 1st |
| 11 | Utah St. | Mountain West | L | 20 | 8 | .714 | 0 | 1 | 20 | 9 | .690 | 15 | 4 | 2nd |
| 10 | VCU* | Atlantic 10 | L | 19 | 7 | .731 | 0 | 0 | 19 | 7 | .731 | 10 | 4 | 2nd |
| 5 | Villanova | Big East | L | 16 | 6 | .727 | 2 | 1 | 18 | 7 | .720 | 11 | 4 | 1st |
| 4 | Virginia | Atlantic Coast | L | 18 | 6 | .750 | 0 | 1 | 18 | 7 | .720 | 13 | 4 | 1st |
| 10 | Virginia Tech | Atlantic Coast | L | 15 | 6 | .714 | 0 | 1 | 15 | 7 | .682 | 9 | 4 | 3rd |
| 3 | West Virginia | Big 12 | L | 18 | 9 | .667 | 1 | 1 | 19 | 10 | .655 | 11 | 6 | T3rd |

| Seed | School | Conference | How | Pre-Tourney | | | Tourney | | Final | | | Conf. | | |
|------|-------------|-------------------|-----|-------------|----|------|---------|---|-------|----|------|-------|----|------|
| | | | | W | L | Pct. | W | L | W | L | Pct. | W | L | Fin. |
| 11 | Wichita St. | American Athletic | L | 16 | 5 | .762 | 0 | 1 | 16 | 6 | .727 | 11 | 2 | 1st |
| 12 | Winthrop | Big South | Q | 23 | 1 | .958 | 0 | 1 | 23 | 2 | .920 | 17 | 1 | 1st |
| 9 | Wisconsin | Big Ten | L | 17 | 12 | .586 | 1 | 1 | 18 | 13 | .581 | 10 | 10 | 6th |

*Oregon advanced to the second round over VCU via the no-contest rule. ^The Ivy League did not participate in the 2020-21 season, resulting in 37 at-large teams and 31 automatic qualifiers.

2022 TOURNAMENT

| Seed | School | Conference | How | Pre-Tourney | | | Tourney | | Final | | | Conf. | | |
|------|---------------------|-------------------|-----|-------------|----|-------|---------|---|-------|----|------|-------|----|------|
| | | | | W | L | Pct. | W | L | W | L | Pct. | W | L | Fin. |
| 16 | A&M-Corpus Christi | Southland | Q | 23 | 11 | 0.676 | 0 | 1 | 23 | 12 | .657 | 7 | 7 | 4th |
| 13 | Akron | Mid-American | Q | 24 | 9 | .727 | 0 | 1 | 24 | 10 | .706 | 14 | 6 | T3rd |
| 6 | Alabama | Southeastern | L | 19 | 13 | .594 | 0 | 1 | 19 | 14 | .576 | 9 | 9 | T5th |
| 4 | Arkansas | Southeastern | L | 25 | 8 | .758 | 3 | 1 | 28 | 9 | .757 | 13 | 5 | 4th |
| 1 | Arizona | Pac-12 | Q | 31 | 3 | .912 | 2 | 1 | 33 | 4 | .892 | 18 | 2 | 1st |
| 2 | Auburn | Southeastern | L | 27 | 5 | .844 | 1 | 1 | 28 | 6 | .824 | 15 | 3 | 1st |
| 1 | Baylor | Big 12 | L | 26 | 6 | .813 | 1 | 1 | 27 | 7 | .794 | 14 | 4 | T1st |
| 8 | Boise St. | Mountain West | Q | 27 | 7 | .794 | 0 | 1 | 27 | 8 | .771 | 15 | 3 | 1st |
| 16 | Bryant | Northeast | Q | 22 | 9 | .710 | 0 | 1 | 22 | 10 | .688 | 16 | 2 | 1st |
| 15 | Cal St. Fullerton | Big West | Q | 21 | 10 | .677 | 0 | 1 | 21 | 11 | .656 | 11 | 4 | 2nd |
| 13 | Chattanooga | Southern | Q | 27 | 7 | .794 | 0 | 1 | 27 | 8 | .771 | 14 | 4 | 1st |
| 14 | Colgate | Patriot | Q | 23 | 11 | .676 | 0 | 1 | 23 | 12 | .657 | 16 | 2 | 1st |
| 6 | Colorado St. | Mountain West | L | 25 | 5 | .833 | 0 | 1 | 25 | 6 | .806 | 14 | 4 | 2nd |
| 9 | Creighton | Big East | L | 22 | 11 | .667 | 1 | 1 | 23 | 12 | .657 | 12 | 7 | 4th |
| 10 | Davidson | Atlantic 10 | L | 27 | 6 | .818 | 0 | 1 | 27 | 7 | .794 | 15 | 3 | 1st |
| 15 | Delaware | Colonial | Q | 22 | 12 | .647 | 0 | 1 | 22 | 13 | .629 | 10 | 8 | T4th |
| 2 | Duke | Atlantic Coast | L | 28 | 6 | .824 | 4 | 1 | 32 | 7 | .821 | 16 | 4 | 1st |
| 16 | Georgia St. | Sun Belt | Q | 18 | 10 | .643 | 0 | 1 | 18 | 11 | .621 | 9 | 5 | 3rd |
| 1 | Gonzaga | West Coast | Q | 26 | 3 | .897 | 2 | 1 | 28 | 4 | .875 | 13 | 1 | 1st |
| 5 | Houston | American Athletic | Q | 29 | 5 | .853 | 3 | 1 | 32 | 6 | .842 | 15 | 3 | 1st |
| 4 | Illinois | Big Ten | L | 22 | 9 | .710 | 1 | 1 | 23 | 10 | .697 | 15 | 5 | T1st |
| 12 | Indiana | Big Ten | L | 20 | 13 | .606 | 1 | 1 | 21 | 14 | .600 | 9 | 11 | 9th |
| 5 | Iowa | Big Ten | Q | 26 | 9 | .743 | 0 | 1 | 26 | 10 | .722 | 12 | 8 | T4th |
| 11 | Iowa St. | Big 12 | L | 20 | 12 | .625 | 2 | 1 | 22 | 13 | .629 | 7 | 11 | T7th |
| 15 | Jacksonville St. | ASUN | Q | 21 | 10 | .677 | 0 | 1 | 21 | 11 | .656 | 13 | 3 | 1st |
| 1 | Kansas | Big 12 | Q | 28 | 6 | .824 | 6 | 0 | 34 | 6 | .850 | 14 | 4 | T1st |
| 2 | Kentucky | Southeastern | L | 26 | 7 | .788 | 0 | 1 | 26 | 8 | .765 | 14 | 4 | T3rd |
| 14 | Longwood | Big South | Q | 26 | 6 | .813 | 0 | 1 | 26 | 7 | .788 | 15 | 1 | 1st |
| 10 | Loyola Chicago | Missouri Valley | Q | 25 | 7 | .781 | 0 | 1 | 25 | 8 | .758 | 13 | 5 | T2nd |
| 6 | LSU | Southeastern | L | 22 | 11 | .667 | 0 | 1 | 22 | 12 | .647 | 9 | 9 | T5th |
| 9 | Marquette | Big East | L | 19 | 12 | .613 | 0 | 1 | 19 | 13 | .594 | 11 | 8 | T5th |
| 9 | Memphis | American Athletic | L | 21 | 10 | .677 | 1 | 1 | 22 | 11 | .667 | 13 | 5 | 3rd |
| 10 | Miami (FL) | Atlantic Coast | L | 23 | 10 | .697 | 3 | 1 | 26 | 11 | .703 | 14 | 6 | 4th |
| 11 | Michigan | Big Ten | L | 17 | 14 | .548 | 2 | 1 | 19 | 15 | .559 | 11 | 9 | T7th |
| 7 | Michigan St. | Big Ten | L | 22 | 12 | .647 | 1 | 1 | 23 | 13 | .639 | 11 | 9 | T7th |
| 14 | Montana St. | Big Sky | Q | 27 | 7 | .794 | 0 | 1 | 27 | 8 | .771 | 16 | 4 | 1st |
| 7 | Murray St. | Ohio Valley | Q | 30 | 2 | .938 | 1 | 1 | 31 | 3 | .912 | 18 | 0 | 1st |
| 12 | New Mexico St. | Western Athletic | Q | 26 | 6 | .813 | 1 | 1 | 27 | 7 | .794 | 14 | 4 | T1st |
| 16 | Norfolk St. | Mid-Eastern | Q | 24 | 6 | .800 | 0 | 1 | 24 | 7 | .774 | 12 | 2 | 1st |
| 8 | North Carolina | Atlantic Coast | L | 24 | 9 | .727 | 5 | 1 | 29 | 10 | .744 | 15 | 5 | T2nd |
| 11 | Notre Dame | Atlantic Coast | L | 22 | 10 | .688 | 2 | 1 | 24 | 11 | .686 | 15 | 5 | T2nd |
| 7 | Ohio St. | Big Ten | L | 19 | 11 | .633 | 1 | 1 | 20 | 12 | .625 | 12 | 8 | T4th |
| 4 | Providence | Big East | L | 25 | 5 | .833 | 2 | 1 | 27 | 6 | .818 | 14 | 3 | 1st |
| 3 | Purdue | Big Ten | L | 27 | 7 | .794 | 2 | 1 | 29 | 8 | .784 | 14 | 6 | 3rd |
| 12 | Richmond | Atlantic 10 | Q | 23 | 12 | .657 | 1 | 1 | 24 | 13 | .649 | 10 | 8 | 6th |
| 11 | Rutgers | Big Ten | L | 18 | 13 | .581 | 0 | 1 | 18 | 14 | .563 | 12 | 8 | T4th |
| 5 | Saint Mary's (CA) | West Coast | L | 25 | 7 | .781 | 1 | 1 | 26 | 8 | .765 | 12 | 3 | 2nd |
| 15 | Saint Peter's | Metro Atlantic | Q | 19 | 11 | .633 | 3 | 1 | 22 | 12 | .647 | 14 | 6 | T2nd |
| 8 | San Diego St. | Mountain West | L | 23 | 8 | .742 | 0 | 1 | 23 | 9 | .719 | 13 | 4 | 3rd |
| 10 | San Francisco | West Coast | L | 24 | 9 | .727 | 0 | 1 | 24 | 10 | .706 | 10 | 6 | 4th |
| 8 | Seton Hall | Big East | L | 21 | 10 | .677 | 0 | 1 | 21 | 11 | .656 | 11 | 8 | T5th |
| 13 | South Dakota St. | Summit | Q | 30 | 4 | .882 | 0 | 1 | 30 | 5 | .857 | 18 | 0 | 1st |
| 7 | Southern California | Pac-12 | L | 26 | 7 | .788 | 0 | 1 | 26 | 8 | .765 | 14 | 6 | 3rd |
| 9 | TCU | Big 12 | L | 20 | 12 | .625 | 1 | 1 | 21 | 13 | .618 | 8 | 10 | T5th |
| 3 | Tennessee | Southeastern | Q | 26 | 7 | .788 | 1 | 1 | 27 | 8 | .771 | 14 | 4 | T2nd |
| 6 | Texas | Big 12 | L | 21 | 11 | .656 | 1 | 1 | 22 | 12 | .647 | 10 | 8 | 4th |

| Seed | School | Conference | How | Pre-Tourney | | | Tourney | | Final | | | Conf. | | |
|------|----------------|----------------|-----|-------------|----|------|---------|---|-------|----|------|-------|---|------|
| | | | | W | L | Pct. | W | L | W | L | Pct. | W | L | Fin. |
| 16 | Texas Southern | Southwestern | Q | 18 | 12 | .600 | 1 | 1 | 19 | 13 | .594 | 13 | 5 | 2nd |
| 3 | Texas Tech | Big 12 | L | 25 | 9 | .735 | 2 | 1 | 27 | 10 | .730 | 12 | 6 | 3rd |
| 12 | UAB | Conference USA | Q | 27 | 7 | .794 | 0 | 1 | 27 | 8 | .771 | 14 | 4 | 2nd |
| 4 | UCLA | Pac-12 | L | 25 | 7 | .781 | 2 | 1 | 27 | 8 | .771 | 15 | 5 | 2nd |
| 5 | UConn | Big East | L | 23 | 9 | .719 | 0 | 1 | 23 | 10 | .697 | 13 | 6 | 3rd |
| 13 | Vermont | America East | Q | 28 | 5 | .848 | 0 | 1 | 28 | 6 | .824 | 17 | 1 | 1st |
| 2 | Villanova | Big East | Q | 26 | 7 | .788 | 4 | 1 | 30 | 8 | .789 | 16 | 4 | 2nd |
| 11 | Virginia Tech | Atlantic Coast | Q | 23 | 12 | .657 | 0 | 1 | 23 | 13 | .639 | 11 | 9 | 7th |
| 3 | Wisconsin | Big Ten | L | 24 | 7 | .774 | 1 | 1 | 25 | 8 | .758 | 15 | 5 | T1st |
| 16 | Wright St. | Horizon | Q | 21 | 13 | .618 | 1 | 1 | 22 | 14 | .611 | 15 | 7 | 4th |
| 12 | Wyoming | Mountain West | L | 25 | 8 | .758 | 0 | 1 | 25 | 9 | .735 | 13 | 5 | 4th |
| 14 | Yale | Ivy | Q | 19 | 11 | .633 | 0 | 1 | 19 | 12 | .613 | 11 | 3 | 2nd |

2023 TOURNAMENT

| Seed | School | Conference | How | Pre-Tourney | | | Tourney | | Final | | | Conf. | | |
|------|--------------------|-------------------|-----|-------------|----|------|---------|---|-------|----|------|-------|----|------|
| | | | | W | L | Pct. | W | L | W | L | Pct. | W | L | Fin. |
| 16 | A&M-Corpus Christi | Southland | Q | 23 | 10 | .697 | 1 | 1 | 24 | 11 | .686 | 14 | 4 | 1st |
| 1 | Alabama | Southeastern | Q | 29 | 5 | .853 | 2 | 1 | 31 | 6 | .838 | 16 | 2 | 1st |
| 2 | Arizona | Pac-12 | Q | 28 | 6 | .824 | 0 | 1 | 28 | 7 | .800 | 14 | 6 | T2nd |
| 11 | Arizona St. | Pac-12 | L | 22 | 12 | .647 | 1 | 1 | 23 | 13 | .639 | 11 | 9 | T5th |
| 8 | Arkansas | Southeastern | L | 20 | 13 | .606 | 2 | 1 | 22 | 14 | .611 | 8 | 10 | T9th |
| 9 | Auburn | Southeastern | L | 20 | 12 | .625 | 1 | 1 | 21 | 13 | .618 | 10 | 8 | 7th |
| 3 | Baylor | Big 12 | L | 22 | 10 | .688 | 1 | 1 | 23 | 11 | .676 | 11 | 7 | T3rd |
| 10 | Boise St. | Mountain West | L | 24 | 9 | .727 | 0 | 1 | 24 | 10 | .706 | 13 | 5 | T2nd |
| 15 | Colgate | Patriot | Q | 26 | 8 | .765 | 0 | 1 | 26 | 9 | .743 | 17 | 1 | 1st |
| 12 | Col. of Charleston | Colonial | Q | 31 | 3 | .912 | 0 | 1 | 31 | 4 | .886 | 16 | 2 | T1st |
| 6 | Creighton | Big East | L | 21 | 12 | .636 | 3 | 1 | 24 | 13 | .649 | 14 | 6 | 3rd |
| 12 | Drake | Missouri Valley | Q | 27 | 7 | .794 | 0 | 1 | 27 | 8 | .771 | 15 | 5 | 2nd |
| 5 | Duke | Atlantic Coast | Q | 26 | 8 | .765 | 1 | 1 | 27 | 9 | .750 | 14 | 6 | T3rd |
| 9 | FAU | Conference USA | Q | 31 | 3 | .912 | 4 | 1 | 35 | 4 | .897 | 18 | 2 | 1st |
| 16 | FDU | Northeast | Q | 19 | 15 | .559 | 2 | 1 | 21 | 16 | .568 | 10 | 6 | T2nd |
| 13 | Furman | Southern | Q | 27 | 7 | .794 | 1 | 1 | 28 | 8 | .778 | 15 | 3 | T1st |
| 3 | Gonzaga | West Coast | Q | 28 | 5 | .848 | 3 | 1 | 31 | 6 | .838 | 14 | 2 | T1st |
| 14 | Grand Canyon | Western Athletic | Q | 24 | 11 | .686 | 0 | 1 | 24 | 12 | .667 | 11 | 7 | T4th |
| 1 | Houston | American Athletic | L | 31 | 3 | .912 | 2 | 1 | 33 | 4 | .892 | 17 | 1 | 1st |
| 16 | Howard | Mid-Eastern | Q | 22 | 12 | .647 | 0 | 1 | 22 | 13 | .629 | 11 | 3 | 1st |
| 9 | Illinois | Big Ten | L | 20 | 12 | .625 | 0 | 1 | 20 | 13 | .606 | 11 | 9 | T5th |
| 4 | Indiana | Big Ten | L | 22 | 11 | .667 | 1 | 1 | 23 | 12 | .657 | 12 | 8 | T2nd |
| 13 | Iona | Metro Atlantic | Q | 27 | 7 | .794 | 0 | 1 | 27 | 8 | .771 | 17 | 3 | 1st |
| 8 | Iowa | Big Ten | L | 19 | 13 | .594 | 0 | 1 | 19 | 14 | .576 | 11 | 9 | T5th |
| 6 | Iowa St. | Big 12 | L | 19 | 13 | .594 | 0 | 1 | 19 | 14 | .576 | 9 | 9 | T5th |
| 1 | Kansas | Big 12 | L | 27 | 7 | .794 | 1 | 1 | 28 | 8 | .778 | 13 | 5 | 1st |
| 3 | Kansas St. | Big 12 | L | 23 | 9 | .719 | 3 | 1 | 26 | 10 | .722 | 11 | 7 | T3rd |
| 14 | Kennesaw St. | ASUN | Q | 26 | 8 | .765 | 0 | 1 | 26 | 9 | .743 | 15 | 3 | T1st |
| 13 | Kent St. | Mid-American | Q | 28 | 6 | .824 | 0 | 1 | 28 | 7 | .800 | 15 | 3 | 1st |
| 6 | Kentucky | Southeastern | L | 21 | 11 | .656 | 1 | 1 | 22 | 12 | .647 | 12 | 6 | 3rd |
| 13 | Louisiana | Sun Belt | Q | 26 | 7 | .788 | 0 | 1 | 26 | 8 | .765 | 13 | 5 | T2nd |
| 2 | Marquette | Big East | Q | 28 | 6 | .824 | 1 | 1 | 29 | 7 | .806 | 17 | 3 | 1st |
| 8 | Maryland | Big Ten | L | 21 | 12 | .636 | 1 | 1 | 22 | 13 | .629 | 11 | 9 | T5th |
| 8 | Memphis | American Athletic | Q | 26 | 8 | .765 | 0 | 1 | 26 | 9 | .743 | 13 | 5 | 2nd |
| 5 | Miami (FL) | Atlantic Coast | L | 25 | 7 | .781 | 4 | 1 | 29 | 8 | .784 | 15 | 5 | T1st |
| 7 | Michigan St. | Big Ten | L | 19 | 12 | .613 | 2 | 1 | 21 | 13 | .618 | 11 | 8 | 4th |
| 11 | Mississippi St. | Southeastern | L | 21 | 12 | .636 | 0 | 1 | 21 | 13 | .618 | 8 | 10 | T9th |
| 7 | Missouri | Southeastern | L | 24 | 9 | .727 | 1 | 1 | 25 | 10 | .714 | 11 | 7 | T4th |
| 14 | Montana St. | Big Sky | Q | 25 | 9 | .735 | 0 | 1 | 25 | 10 | .714 | 15 | 3 | 2nd |
| 11 | NC State | Atlantic Coast | L | 23 | 10 | .697 | 0 | 1 | 23 | 11 | .676 | 12 | 8 | 6th |
| 11 | Nevada | Mountain West | L | 22 | 10 | .688 | 0 | 1 | 22 | 11 | .667 | 12 | 6 | 4th |
| 16 | Northern Ky. | Horizon | Q | 22 | 12 | .647 | 0 | 1 | 22 | 13 | .629 | 14 | 6 | T2nd |
| 7 | Northwestern | Big Ten | L | 21 | 11 | .656 | 1 | 1 | 22 | 12 | .647 | 12 | 8 | T2nd |
| 12 | Oral Roberts | Summit | Q | 30 | 4 | .882 | 0 | 1 | 30 | 5 | .857 | 18 | 0 | 1st |
| 7 | Penn St. | Big Ten | L | 22 | 13 | .629 | 1 | 1 | 23 | 14 | .622 | 10 | 10 | T9th |
| 11 | Pittsburgh | Atlantic Coast | L | 22 | 11 | .667 | 2 | 1 | 24 | 12 | .667 | 14 | 6 | T3rd |
| 15 | Princeton | Ivy | Q | 21 | 8 | .724 | 2 | 1 | 23 | 9 | .719 | 10 | 4 | T1st |
| 11 | Providence | Big East | L | 21 | 11 | .656 | 0 | 1 | 21 | 12 | .636 | 13 | 7 | T4th |
| 1 | Purdue | Big Ten | Q | 29 | 5 | .853 | 0 | 1 | 29 | 6 | .829 | 15 | 5 | 1st |

| Seed | School | Conference | How | Pre-Tourney | | | Tourney | | Final | | | Conf. | | |
|------|---------------------|----------------|-----|-------------|----|------|---------|---|-------|----|------|-------|----|------|
| | | | | W | L | Pct. | W | L | W | L | Pct. | W | L | Fin. |
| 5 | Saint Mary's (CA) | West Coast | L | 26 | 7 | .788 | 1 | 1 | 27 | 8 | .771 | 14 | 2 | T1st |
| 5 | San Diego St. | Mountain West | Q | 27 | 6 | .818 | 5 | 1 | 32 | 7 | .821 | 15 | 3 | 1st |
| 16 | Southeast Mo. St. | Ohio Valley | Q | 19 | 16 | .543 | 0 | 1 | 19 | 17 | .528 | 10 | 8 | T3rd |
| 10 | Southern California | Pac-12 | L | 22 | 10 | .688 | 0 | 1 | 22 | 11 | .667 | 14 | 6 | T2nd |
| 6 | TCU | Big 12 | L | 21 | 12 | .636 | 1 | 1 | 22 | 13 | .629 | 9 | 9 | T5th |
| 4 | Tennessee | Southeastern | L | 23 | 10 | .697 | 2 | 1 | 25 | 11 | .694 | 11 | 7 | T4th |
| 2 | Texas | Big 12 | Q | 26 | 8 | .765 | 3 | 1 | 29 | 9 | .763 | 12 | 6 | 2nd |
| 7 | Texas A&M | Southeastern | L | 25 | 9 | .735 | 0 | 1 | 25 | 10 | .714 | 15 | 3 | 2nd |
| 16 | Texas Southern | Southwestern | Q | 14 | 20 | .412 | 0 | 1 | 14 | 21 | .400 | 7 | 11 | 8th |
| 2 | UCLA | Pac-12 | L | 29 | 5 | .853 | 2 | 1 | 31 | 6 | .838 | 18 | 2 | 1st |
| 4 | UConn | Big East | L | 25 | 8 | .758 | 6 | 0 | 31 | 8 | .795 | 13 | 7 | T4th |
| 14 | UC Santa Barbara | Big West | Q | 27 | 7 | .794 | 0 | 1 | 27 | 8 | .771 | 15 | 5 | T1st |
| 15 | UNC Asheville | Big South | Q | 27 | 7 | .794 | 0 | 1 | 27 | 8 | .771 | 16 | 2 | 1st |
| 10 | Utah St. | Mountain West | L | 26 | 8 | .765 | 0 | 1 | 26 | 9 | .743 | 13 | 5 | T2nd |
| 12 | VCU | Atlantic 10 | Q | 27 | 7 | .794 | 0 | 1 | 27 | 8 | .771 | 15 | 3 | 1st |
| 15 | Vermont | America East | Q | 23 | 10 | .697 | 0 | 1 | 23 | 11 | .676 | 14 | 2 | 1st |
| 4 | Virginia | Atlantic Coast | L | 25 | 7 | .781 | 0 | 1 | 25 | 8 | .758 | 15 | 5 | T1st |
| 9 | West Virginia | Big 12 | L | 19 | 14 | .576 | 0 | 1 | 19 | 15 | .559 | 7 | 11 | 8th |
| 3 | Xavier | Big East | L | 25 | 9 | .735 | 2 | 1 | 27 | 10 | .730 | 15 | 5 | 2nd |

Key to the Conferences and Their Histories

(A)—American Division

AAWU—Athletic Association of Western Universities (1960-68) Past name for Pac 12

America East (1980-present) Formerly ECAC North (1980-83), ECAC North Atlantic (1984-89) and North Atlantic (1990-96)

American Athletics (2014-present)

American South (1988-91)

Athletic Association of Western Universities—AAWU (1960-68) Past name for Pac 12

Atlantic Sun (1979-present) Formerly Trans America (1979-2001)

Atlantic Coast (1954-present)

Atlantic 10 (1977-present) Formerly Eastern Collegiate Basketball League (1977) and Eastern 8 (1978-82); also known as Eastern AA

(B)—Blue Division

Big East (1980-present)

Big Eight (1908-96) Formerly Missouri Valley (1908-28), Big Six (1929-47) and Big Seven (1948-58)

Big Five (1960-62) Past name for Pac 12

Big Nine (1947-48) Past name for Big Ten

Big Seven (1938-43, 46-47) Past name for Mountain States

Big Seven (1948-58) Past name for Big Eight

Big Six (1929-47) Past name for Big Eight

Big Six (1963) Past name for Pac 12

Big Sky (1964-present)

Big South (1986-present)

Big Ten (1895-present) Formerly Big Nine (1947-48); Also known as Intercollegiate Conference of Faculty Representatives and Western Intercollegiate

Big 12 (1997-present)

Big West (1970-present) Formerly Pacific Coast (1970-88)

Border (1932-40, 42-62)

Coastal (2024-present) Formerly Colonial (1983-2023) and ECAC South (1983-85)

(E)—East or Eastern Division

East Coast (1959-92, 94) Formerly Middle Atlantic (1959-74)

Eastern AA (1979-82) Past name for Atlantic 10

Eastern Collegiate Basketball League (1977-78) Past name for Atlantic 10

Eastern 8 (1978-82) Past name for Atlantic 10

Eastern Intercollegiate League—Also known as Ivy Group

ECAC Metro (1975-81)

ECAC Metro (1982-88) Past name for Northeast

ECAC North (1980-83) Past name for America East

ECAC North Atlantic (1984-89) Past name for America East

ECAC South (1975-82)

ECAC South (1983-85) Past name for Colonial

ECAC Upstate (1975-78)

Florida Intercollegiate (1960) Non-Division I

Great Midwest (1992-95)

Gulf Star (1985-87)

Horizon (1980-present) Formerly Midwestern (1980-2001)

Indiana Collegiate (1962) Non-Division I
Intercollegiate Conference of Faculty Representatives—Also known as Big Ten
Ivy Group (1902-08, 11-18, 20-present) Also known as Eastern Intercollegiate League
Kentucky Intercollegiate (1940) Non-Division I
Little Three (1955) Non-Division I
(M)—Mountain Division
Metro (1976-95) Short for Metropolitan Collegiate
Metro Atlantic (1982-present)
Metropolitan Collegiate—See Metro
Metropolitan New York (1943, 46-63)
Mid-American (1947-present)
Mid-Continent (1983-2006) Past name for Summit
Mid-Eastern (1972-present)
Middle Atlantic (1959-74) Past name for East Coast
Midwestern (1980-2001) Past name for Horizon
Missouri Valley (1908-present) Big Eight also claims Missouri Valley history from 1908-28
Mountain States (1911-43, 46-62) Formerly Rocky Mountain (1911-37); also known as Big Seven (1938-43, 46-47), Skyline Six (1948-51) and Skyline Eight (1952-62)
(N)—North or Northern Division; or National Division (Conference USA only)
New Jersey-New York 7 (1977-79)
North Atlantic (1990-96) Past name for America East
Northeast (1982-present) Formerly ECAC Metro (1982-88)
Ohio Valley (1949-present)
(P)—Pacific Division
Pac-12 (1916-17, 19-present) Formerly Pacific Coast (1916-1959), Big Five (1960-62), Big Six (1963), Athletic Association of Western Universities (AAWU) (1960-68), Pacific 8 (1969-78) and Pacific-10 (1979-2011)
Pacific Coast (1916-59) Past name for Pac 12
Pacific Coast (1970-88) Past name for Big West
Pacific 8 (1969-78) Past name for Pac 12
Pacific-10 (1979-2011) Past name for Pac 12
Patriot (1991-present)
Presidents' Athletic (1956) Non-Division I
(R)—Red Division
Rocky Mountain (1911-37) Past name for Mountain States
Skyline Eight (1952-62) Past name for Mountain States
Skyline Six (1948-51) Past name for Mountain States
(S)—South or Southern Division
Southeastern (1933-present)
Southern (1922-present)
Southland (1964-present)
Southwest (1915-96)
Southwestern (1978-present)
Summit (1983-present) Formerly Mid-Continent (1983-2007)
Sun Belt (1977-present)
Trans America (1979-2001) Past name for Atlantic Sun
(W)—West or Western Division; or White Division (Conference USA only)
West Coast (1953-present)
Western Intercollegiate—Also name for Big Ten
Western Athletic (1963-present)
Western New York Little Three (1947-51, 53-58)

TEAM CHAMPIONS

Team Champions 286



TEAM CHAMPIONS

Note: Known starters are marked with an asterisk (*). The 2020 championship was canceled due to the COVID-19 pandemic.

1939 CHAMPIONSHIP GAME, MARCH 27 AT EVANSTON, IL

OREGON 46, OHIO ST. 33

| Oregon | FG | FT-A | PF | TP |
|------------------|-----------|--------------|----------|-----------|
| Laddie Gale* | 3 | 4-5 | 1 | 10 |
| John Dick* | 4 | 5-5 | 3 | 13 |
| Slim Wintermute* | 2 | 0-1 | 1 | 4 |
| Bobby Anet* | 4 | 2-3 | 3 | 10 |
| Wally Johansen* | 4 | 1-2 | 1 | 9 |
| Matt Pavalunas | 0 | 0-0 | 0 | 0 |
| Ford Mullen | 0 | 0-0 | 0 | 0 |
| Totals | 17 | 12-16 | 9 | 46 |

| Ohio St. | FG | FT-A | PF | TP |
|-------------------|-----------|-------------|-----------|-----------|
| Jimmy Hull* | 5 | 2-4 | 2 | 12 |
| Richard Baker* | 0 | 0-0 | 0 | 0 |
| John Schick* | 1 | 0-0 | 1 | 2 |
| Robert Lynch* | 3 | 1-3 | 3 | 7 |
| Jack Dawson* | 1 | 0-0 | 4 | 2 |
| Gilbert Mickelson | 0 | 0-0 | 2 | 0 |
| William Sattler | 3 | 1-2 | 0 | 7 |
| Richard Boughner | 1 | 0-0 | 0 | 2 |
| Charles Maag | 0 | 0-0 | 0 | 0 |
| Don Scott | 0 | 1-1 | 1 | 1 |
| Robert Stafford | 0 | 0-0 | 0 | 0 |
| Totals | 14 | 5-10 | 13 | 33 |

Halftime: Oregon 21, Ohio St. 16. Officials: Lyle Clarno, John Getchell. Attendance: 5,500.



1939 Oregon—Front Row (left to right): Wally Johansen, Slim Wintermute, Bobby Anet, head coach Howard Hobson, Laddie Gale and John Dick. **Back Row:** Bob Hardy, Red McNeely, Jay Langston, Ford Mullen, Matt Pavalunas, athletic trainer Bob Officer, Ted Sarpola and Earl Sandness.


1940 CHAMPIONSHIP GAME, MARCH 30 AT KANSAS CITY, MO

INDIANA 60, KANSAS 42

| Indiana | FG | FT-A | PF | TP |
|-----------------|-----------|-------------|-----------|-----------|
| Herman Schaefer | 4 | 1-1 | 1 | 9 |
| Jay McCreary | 6 | 0-0 | 2 | 12 |
| Paul Armstrong | 4 | 2-3 | 3 | 10 |
| Jim Gridley | 0 | 0-0 | 0 | 0 |
| Bob Menke | 0 | 0-0 | 0 | 0 |
| Bill Menke | 2 | 1-2 | 3 | 5 |
| Marv Huffman | 5 | 2-3 | 4 | 12 |
| Andy Zimmer | 2 | 1-1 | 1 | 5 |
| Bob Dro | 3 | 1-1 | 4 | 7 |
| Ralph Dorsey | 0 | 0-0 | 0 | 0 |
| Chet Francis | 0 | 0-0 | 1 | 0 |
| Totals | 26 | 8-11 | 19 | 60 |

| Kansas | FG | FT-A | PF | TP |
|-----------------|-----------|--------------|-----------|-----------|
| Donald Ebling | 1 | 2-5 | 0 | 4 |
| Thomas Hunter | 0 | 1-1 | 0 | 1 |
| Howard Engleman | 5 | 2-3 | 3 | 12 |
| William Hogben | 2 | 0-0 | 0 | 4 |
| Bob Allen | 5 | 3-4 | 3 | 13 |
| John Kline | 0 | 0-0 | 0 | 0 |
| Ralph Miller | 0 | 2-2 | 4 | 2 |
| Bruce Voran | 0 | 1-2 | 0 | 1 |
| Dick Harp | 2 | 1-3 | 1 | 5 |
| Jack Sands | 0 | 0-0 | 0 | 0 |
| Wallace Johnson | 0 | 0-0 | 0 | 0 |
| Totals | 15 | 12-20 | 11 | 42 |


Halftime: Indiana 32, Kansas 19. Technical foul: McCreary. Officials: Gil MacDonald, Ted O'Sullivan. Attendance: 10,000.



1940 Indiana—Front Row (left to right): Jim Gridley, Herman Schaefer, Bob Dro, Marv Huffman, Jay McCreary, Paul Armstrong and Ralph Dorsey. **Back Row:** Head coach Branch McCracken, Chet Francis, Bill Menke, Andy Zimmer, Bob Menke and Ralph Graham.

1941 CHAMPIONSHIP GAME, MARCH 29 AT KANSAS CITY, MO WISCONSIN 39, WASHINGTON ST. 34

| Wisconsin | FG-A | FT-A | PF | TP |
|------------------|--------------|-------------|-----------|-----------|
| John Kotz | 5 | 2-3 | 2 | 12 |
| Charles Epperson | 2 | 0-0 | 3 | 4 |
| Gene Englund | 5 | 3-4 | 2 | 13 |
| Don Timmerman | 1 | 0-0 | 1 | 2 |
| Ted Strain | 0 | 2-2 | 1 | 2 |
| Bob Alwin | 1 | 0-0 | 0 | 2 |
| Fred Rehm | 2 | 0-1 | 2 | 4 |
| Totals | 16-63 | 7-10 | 12 | 39 |




1941 Wisconsin—Front Row (left to right): Bob Alwin, Bob Sullivan, Fred Rehm, John Kotz, Gene Englund, Charles Epperson, Ted Strain, Harlo Scott and Ed Scheive. **Back Row:** Manager Morris Bradley, athletic trainer Walter Bakke, Ted Downs, Bob Roth, George Affeldt, Warren Schrage, Don Timmerman, Ted Deppe, John Lynch, Ed Jones, head coach Bud Foster and assistant coach Fred Wegner.

| Washington St. | FG-A | FT-A | PF | TP |
|----------------|--------------|-------------|----------|-----------|
| Dale Gentry | 0 | 1-2 | 1 | 1 |
| Vern Butts | 1 | 1-1 | 1 | 3 |
| John Hooper | 0 | 0-0 | 0 | 0 |
| Paul Lindemann | 0 | 3-4 | 1 | 3 |
| Jim Zimmerman | 0 | 0-0 | 0 | 0 |
| Kirk Gebert | 10-24 | 1-2 | 1 | 21 |
| Owen Hunt | 0 | 0-0 | 0 | 0 |
| Ray Sundquist | 2 | 0-1 | 3 | 4 |
| Marv Gilberg | 1 | 0-2 | 1 | 2 |
| Totals | 14-65 | 6-12 | 8 | 34 |

Halftime: Wisconsin 21, Washington St. 17. Officials: Wally Cameron, Bill Haarlow. Attendance: 7,219.

1942 CHAMPIONSHIP GAME, MARCH 28 AT KANSAS CITY, MO STANFORD 53, DARTMOUTH 38

| Indiana | FG | FT-A | PF | TP |
|----------------|-----------|------------|----------|-----------|
| Stanford | FG | FT-A | PF | TP |
| Jack Dana* | 7 | 0-0 | 0 | 14 |
| Fred Linari* | 3 | 0-0 | 0 | 6 |
| Ed Voss* | 6 | 1-2 | 2 | 13 |
| Bill Cowden* | 2 | 1-1 | 3 | 5 |
| Howie Dallmar* | 6 | 3-5 | 0 | 15 |
| Don Burness | 0 | 0-0 | 0 | 0 |
| Totals | 24 | 5-8 | 5 | 53 |



1942 Stanford—(Left to right): Bill Cowden, Howie Dallmar, Ed Voss, Jim Pollard, Don Burness and head coach Everett Dean.

| Dartmouth | FG | FT-A | PF | TP |
|-----------------|-----------|------------|----------|-----------|
| Robert Myers | 4 | 0-1 | 1 | 8 |
| George Munroe | 5 | 2-2 | 1 | 12 |
| James Olsen | 4 | 0-1 | 0 | 8 |
| Stanley Skaug | 1 | 0-0 | 2 | 2 |
| Charles Pearson | 2 | 2-2 | 3 | 6 |
| William Parmer | 1 | 0-0 | 0 | 2 |
| Totals | 17 | 4-6 | 7 | 38 |

Halftime: Stanford 24, Dartmouth 22. Officials: Glenn Adams, Abb Curtis. Attendance: 6,500.

1943 CHAMPIONSHIP GAME, MARCH 30 AT NEW YORK WYOMING 46, GEORGETOWN 34

| Wyoming | FG | FT-A | PF | TP |
|---------------|-----------|-------------|-----------|-----------|
| Kenny Sailors | 6 | 4-6 | 2 | 16 |
| Jim Weir | 2 | 1-3 | 2 | 5 |
| Milo Komenich | 4 | 1-4 | 2 | 9 |
| Floyd Volker | 2 | 1-2 | 3 | 5 |
| Don Waite | 0 | 0-0 | 0 | 0 |
| Ted Roney | 0 | 1-2 | 1 | 1 |
| Jimmy Collins | 4 | 0-1 | 1 | 8 |
| Jim Reese | 1 | 0-0 | 0 | 2 |
| Totals | 19 | 8-18 | 11 | 46 |

| Georgetown | FG | FT-A | PF | TP |
|-------------------|-----------|-------------|-----------|-----------|
| Dan Gabbianelli | 1 | 2-3 | 3 | 4 |
| James Reilly | 1 | 0-0 | 0 | 2 |
| John Mahnken | 2 | 2-3 | 2 | 6 |
| Daniel Kraus | 2 | 0-1 | 3 | 4 |
| Bill Hassett | 3 | 0-3 | 4 | 6 |
| William Feeney | 4 | 0-0 | 1 | 8 |
| Robert Duffey | 0 | 0-1 | 0 | 0 |
| Lloyd Potolicchio | 1 | 2-3 | 1 | 4 |
| Henry Hyde | 0 | 0-0 | 0 | 0 |
| Totals | 14 | 6-14 | 14 | 34 |

Halftime: Wyoming 18, Georgetown 16. Officials: Matty Begovich, Pat Kennedy. Attendance: 13,300.



1943 Wyoming—Front Row (left to right): Don Waite, Earl Ray and Jim Reese. Back Row: Jimmy Collins, Floyd Volker, Milo Komenich, head coach Everett Shelton, Ted Roney, Kenny Sailors, Jim Weir and NCAA President Philip O. Badger.

1944 CHAMPIONSHIP GAME, MARCH 28 AT NEW YORK

UTAH 42, DARTMOUTH 40 (OT)

| Utah | FG | FT-A | PF | TP |
|----------------|-----------|--------------|----------|-----------|
| Dick Smuin | 0 | 0-0 | 2 | 0 |
| Arnie Ferrin | 8 | 6-7 | 0 | 22 |
| Fred Sheffield | 1 | 0-0 | 1 | 2 |
| Wat Misaka | 2 | 0-0 | 1 | 4 |
| Herb Wilkinson | 3 | 1-4 | 0 | 7 |
| Bob Lewis | 2 | 3-3 | 2 | 7 |
| Totals | 16 | 10-14 | 6 | 42 |

| Dartmouth | FG | FT-A | PF | TP |
|-------------------|-----------|------------|-----------|-----------|
| Harry Leggat | 4 | 0-0 | 1 | 8 |
| Robert Gale | 5 | 0-2 | 1 | 10 |
| Everett Nordstrom | 0 | 0-0 | 0 | 0 |
| Audley Brindley | 5 | 1-1 | 3 | 11 |
| Franklin Murphy | 0 | 0-0 | 0 | 0 |
| Joseph Vancisin | 2 | 0-0 | 3 | 4 |
| Vincent Goering | 0 | 0-0 | 0 | 0 |
| Walter Mercer | 0 | 1-1 | 3 | 1 |
| Richard McGuire | 3 | 0-1 | 3 | 6 |
| Totals | 19 | 2-5 | 14 | 40 |

Halftime: Dartmouth 18, Utah 17. End of regulation: Tied at 36. Officials: Paul Menton, James Osborne. Attendance: 15,000.



1944 Utah—Front Row (left to right): Mas Tatsuno and Ray Kingston. Middle Row: Jim Nance, Fred Lewis, Wat Misaka, Bill Kastelic and graduate assistant coach Keith Brown. Back Row: Head coach Vadal Peterson, Fred Sheffield, Herb Wilkinson, Arnie Ferrin, Dick Smuin, Bob Lewis and Pete Couch.

1945 CHAMPIONSHIP GAME, MARCH 27 AT NEW YORK

OKLAHOMA ST. 49, NYU 45

| Oklahoma St. | FG | FT-A | PF | TP |
|----------------|-----------|-------------|-----------|-----------|
| Cecil Hankins | 6 | 3-6 | 3 | 15 |
| Weldon Kern | 3 | 0-4 | 3 | 6 |
| Bob Kurland | 10 | 2-3 | 3 | 22 |
| Doyle Parrack | 2 | 0-1 | 3 | 4 |
| J.L. Parks | 0 | 0-0 | 3 | 0 |
| Blake Williams | 1 | 0-1 | 1 | 2 |
| John Wylie | 0 | 0-0 | 0 | 0 |
| Totals | 22 | 5-15 | 16 | 49 |

| NYU | FG | FT-A | PF | TP |
|------------------|-----------|--------------|-----------|-----------|
| Al Grenert | 5 | 2-3 | 3 | 12 |
| Marty Goldstein | 0 | 2-2 | 0 | 2 |
| Don Forman | 5 | 1-1 | 1 | 11 |
| Dolph Schayes | 2 | 2-6 | 2 | 6 |
| Sid Tanenbaum | 2 | 0-0 | 2 | 4 |
| Herb Walsh | 0 | 0-0 | 2 | 0 |
| Frank Mangiapane | 2 | 2-2 | 3 | 6 |
| Alvin Most | 1 | 2-3 | 2 | 4 |
| Totals | 17 | 11-17 | 15 | 45 |

Halftime: Oklahoma St. 26, NYU 21. Officials: Glenn Adams, Abb Curtis. Attendance: 18,035.



1945 Oklahoma State—Front Row (left to right): D.W. Jones, Weldon Kern, J.L. Parks, Doyle Parrack and John Wylie. **Back Row:** Bill Johnson, Joe Halbert, NCAA President Tug Wilson, Bob Kurland, head coach Hank Iba, Blake Williams, Cecil Hankins and assistant coach Bud Millikan.


1946 CHAMPIONSHIP GAME, MARCH 26 AT NEW YORK

OKLAHOMA ST. 43, NORTH CAROLINA 40

| Oklahoma St. | FG | FT-A | PF | TP |
|----------------|-----------|--------------|-----------|-----------|
| Sam Aubrey | 0 | 1-2 | 1 | 1 |
| A.L. Bennett | 3 | 0-0 | 4 | 6 |
| Weldon Kern | 3 | 1-3 | 2 | 7 |
| Joe Bradley | 1 | 1-2 | 1 | 3 |
| Bob Kurland | 9 | 5-9 | 5 | 23 |
| Joe Halbert | 0 | 0-0 | 0 | 0 |
| Blake Williams | 0 | 2-4 | 2 | 2 |
| Eugene Bell | 0 | 1-1 | 1 | 1 |
| J.L. Parks | 0 | 0-1 | 2 | 0 |
| Totals | 16 | 11-22 | 18 | 43 |

| North Carolina | FG | FT-A | PF | TP |
|-----------------|-----------|--------------|-----------|-----------|
| John Dillon | 5 | 6-6 | 5 | 16 |
| Don Anderson | 3 | 2-3 | 3 | 8 |
| Bob Paxton | 2 | 0-0 | 4 | 4 |
| Horace McKinney | 2 | 1-3 | 5 | 5 |
| Jim White | 0 | 1-1 | 0 | 1 |
| Taylor Thorne | 1 | 0-0 | 2 | 2 |
| Jim Jordan | 0 | 4-8 | 3 | 4 |
| Totals | 13 | 14-21 | 22 | 40 |


Halftime: Oklahoma St. 23, North Carolina 17. Officials: Jocko Collins, Pat Kennedy. Attendance: 18,479.



1946 Oklahoma State—Front Row (left to right): A.L. Bennett, Paul Geymann, Weldon Kern, J.L. Parks, Joe Pitts, Blake Williams, Joe Bradley and Eugene Bell. **Back Row:** Assistant coach Leroy Floyd, C.L. Parker, Sam Aubrey, Monroe, Bob Kurland, Joe Halbert, Mark Steinmeyer, Herschel Crowe and head coach Hank Iba.

1947 CHAMPIONSHIP GAME, MARCH 25 AT NEW YORK HOLY CROSS 58, OKLAHOMA 47

| Holy Cross | FG | FT-A | PF | TP |
|-------------------|-----------|--------------|-----------|-----------|
| George Kaftan | 7 | 4-5 | 4 | 18 |
| Dermie O'Connell | 7 | 2-4 | 3 | 16 |
| Bob Curran | 0 | 0-1 | 2 | 0 |
| Frank Oftring | 6 | 2-3 | 5 | 14 |
| Joe Mullaney | 0 | 0-0 | 2 | 0 |
| Ken Haggerty | 0 | 0-0 | 0 | 0 |
| Bob Cousy | 0 | 2-2 | 1 | 2 |
| Bob McMullan | 2 | 4-4 | 0 | 8 |
| Andy Laska | 0 | 0-0 | 0 | 0 |
| Charlie Bollinger | 0 | 0-0 | 0 | 0 |
| Charlie Graver | 0 | 0-0 | 0 | 0 |
| Jim Riley | 0 | 0-0 | 1 | 0 |
| Totals | 22 | 14-19 | 18 | 58 |



1947 Holy Cross—Front Row (left to right): Dermie O'Connell, Bob Cousy, Frank Oftring and Andy Laska. **Middle Row:** Bob Curran, Ken Haggerty, head coach Doggie Julian, Joe Mullaney and George Kaftan. **Back Row:** Assistant coach Albert Riopel, Jim Riley, Charlie Bollinger, Bob McMullan, Charlie Graver and manager Frank Dooley.

| Oklahoma | FG | FT-A | PF | TP |
|---------------|-----------|--------------|-----------|-----------|
| Dick Reich | 3 | 2-2 | 3 | 8 |
| Paul Courty | 3 | 2-3 | 4 | 8 |
| Gerald Tucker | 6 | 10-12 | 3 | 22 |
| Allie Paine | 2 | 2-2 | 0 | 6 |
| Bill Waters | 0 | 0-0 | 0 | 0 |
| Paul Merchant | 0 | 0-0 | 1 | 0 |
| Kenneth Pryor | 0 | 1-1 | 1 | 1 |
| Jack Landon | 1 | 0-1 | 4 | 2 |
| Harley Day | 0 | 0-0 | 0 | 0 |
| Totals | 15 | 17-21 | 16 | 47 |

Halftime: Oklahoma 31, Holy Cross 28. Officials: Hagan Anderson, Pat Kennedy. Attendance: 18,445.

1948 CHAMPIONSHIP GAME, MARCH 23 AT NEW YORK KENTUCKY 58, BAYLOR 42

| Kentucky | FG-A | FT-A | PF | TP |
|-----------------|---------------|--------------|--------------|-----------|
| Wallace Jones | 4 | 1-1 | 3 | 9 |
| Cliff Barker | 2 | 1-3 | 4 | 5 |
| Jim Line | 3 | 1-1 | 3 | 7 |
| Alex Groza | 6 | 2-4 | 4 | 14 |
| Joe Holland | 1 | 0-0 | 1 | 2 |
| Ralph Beard | 4 | 4-4 | 1 | 12 |
| Kenneth Rollins | 3 | 3-5 | 3 | 9 |
| Dale Barnstable | 0 | 0-1 | 0 | 0 |
| Totals | Totals | 23-83 | 12-19 | 19 |
| | | | | 58 |



1948 Kentucky—Front Row (left to right): Head coach Adolph Rupp, Johnny Stough, Ralph Beard, Kenneth Rollins, Cliff Barker, Dale Barnstable and assistant coach Harry Lancaster. **Back Row:** Manager Humzey Yessin, Garland Townes, Jim Jordan, Joe Holland, Alex Groza, Wallace Jones, Jim Line, Roger Day and athletic trainer Wilbert Bud Berger.

| Baylor | FG-A | FT-A | PF | TP |
|-----------------|--------------|--------------|-----------|-----------|
| James Owens | 2 | 1-2 | 0 | 5 |
| Bill DeWitt | 3 | 2-4 | 3 | 8 |
| William Hickman | 1 | 0-0 | 0 | 2 |
| Ralph Pulley | 0 | 1-1 | 0 | 1 |
| Don Heathington | 3 | 2-4 | 5 | 8 |
| Odell Preston | 0 | 0-2 | 2 | 0 |
| Bill Johnson | 3 | 4-7 | 5 | 10 |
| Jackie Robinson | 3 | 2-4 | 4 | 8 |
| William Srack | 0 | 0-0 | 0 | 0 |
| Totals | 15-64 | 12-24 | 19 | 42 |

Halftime: Kentucky 29, Baylor 16. Officials: Bill Haarlow, Gil MacDonald. Attendance: 16,174.

1949 CHAMPIONSHIP GAME, MARCH 26 AT SEATTLE KENTUCKY 46, OKLAHOMA ST. 36

| Kentucky | FG | FT-A | PF | TP |
|-----------------|-----------|--------------|-----------|-----------|
| Wallace Jones | 1 | 1-3 | 3 | 3 |
| Jim Line | 2 | 1-2 | 3 | 5 |
| Alex Groza | 9 | 7-8 | 5 | 25 |
| Ralph Beard | 1 | 1-2 | 4 | 3 |
| Cliff Barker | 1 | 3-3 | 4 | 5 |
| Dale Barnstable | 1 | 1-1 | 1 | 3 |
| Walt Hirsch | 1 | 0-0 | 1 | 2 |
| Totals | 16 | 14-19 | 21 | 46 |

| Oklahoma St. | FG | FT-A | PF | TP |
|----------------|----------|--------------|-----------|-----------|
| Vernon Yates | 1 | 0-0 | 1 | 2 |
| Jack Shelton | 3 | 6-7 | 4 | 12 |
| Bob Harris | 3 | 1-1 | 5 | 7 |
| Joe Bradley | 0 | 3-6 | 3 | 3 |
| J.L. Parks | 2 | 3-4 | 5 | 7 |
| Tom Jacquet | 0 | 1-2 | 0 | 1 |
| Gale McArthur | 0 | 2-2 | 1 | 2 |
| Morman Pilgrim | 0 | 2-2 | 1 | 2 |
| Keith Smith | 0 | 0-0 | 1 | 0 |
| Totals | 9 | 18-24 | 21 | 36 |

Halftime: Kentucky 25, Oklahoma St. 20. Officials: Hal Lee, Tim McCullough. Attendance: 10,600.



1949 Kentucky—Front Row (left to right): Head coach Adolph Rupp, Jim Line, Cliff Barker, Johnny Stough, Ralph Beard, Joe Hall, Garland Townes and assistant coach Harry Lancaster. **Back Row:** Dale Barnstable, Walt Hirsch, Wallace Jones, Alex Groza, Bob Henne, Roger Day and manager Humzey Yessin.

1950 CHAMPIONSHIP GAME, MARCH 28 AT NEW YORK CCNY 71, BRADLEY 68

| CCNY | FG-A | FT-A | PF | TP |
|----------------|--------------|--------------|-----------|-----------|
| Floyd Layne* | 3-7 | 5-6 | 3 | 11 |
| Ed Warner* | 4-9 | 6-14 | 2 | 14 |
| Ed Roman* | 6-17 | 0-2 | 5 | 12 |
| Joe Galiber | 0-0 | 0-0 | 1 | 0 |
| Alvin Roth* | 2-7 | 1-5 | 2 | 5 |
| Norman Mager | 4-10 | 6-6 | 3 | 14 |
| Irwin Dambrot* | 7-14 | 1-2 | 0 | 15 |
| Ronald Nadell | 0-0 | 0-0 | 1 | 0 |
| Totals | 26-64 | 19-35 | 17 | 71 |

| Bradley | FG-A | FT-A | PF | TP |
|------------------|--------------|--------------|-----------|-----------|
| Bud Grover* | 0-10 | 2-3 | 3 | 2 |
| Fred Schlichtman | 0-3 | 0-0 | 2 | 0 |
| Paul Unruh* | 4-9 | 0-0 | 5 | 8 |
| Elmer Behnke* | 3-10 | 3-3 | 4 | 9 |
| Jim Kelly | 0-1 | 0-2 | 0 | 0 |
| Billy Mann* | 2-7 | 5-5 | 5 | 9 |
| Aaron Preece | 6-11 | 0-0 | 5 | 12 |
| Dino Melchiorre | 0-0 | 0-0 | 0 | 0 |
| Gene Melchiorre* | 7-16 | 2-4 | 4 | 16 |
| Mike Chianakas | 5-7 | 1-3 | 4 | 11 |
| Joe Stowell | 0-0 | 1-1 | 0 | 1 |
| Totals | 27-74 | 14-21 | 32 | 68 |

Halftime: CCNY 39, Bradley 32. Officials: Lou Eisenstein, Ronald Gibbs. Attendance: 18,142.



1950 CCNY—Front Row (left to right): Mike Wittlin, Ed Roman, Joe Galiber, head coach Nat Holman, Irwin Dambrot, Norman Mager and Seymour Levey. **Second Row:** Floyd Layne, Arnold Smith, Ed Warner, Alvin Roth and Herb Cohen. **Third Row:** Ronald Nadell, Arthur Glass, LeRoy Watkins, Ed Chenetz and Larry Meyer. **Back Row:** Manager Al Ragusa and assistant coach Bobby Sand.

1951 CHAMPIONSHIP GAME, MARCH 27 AT MINNEAPOLIS KENTUCKY 68, KANSAS ST. 58

| Kentucky | FG-A | FT-A | RB | PF | TP |
|------------------|--------------|--------------|-----------|-----------|-----------|
| Cliff Hagan | 5-6 | 0-2 | 4 | 5 | 10 |
| Shelby Linville* | 2-7 | 4-8 | 8 | 5 | 8 |
| Bill Spivey* | 9-29 | 4-6 | 21 | 2 | 22 |
| Lou Tsiropoulos | 1-4 | 0-0 | 3 | 1 | 2 |
| Bobby Watson* | 3-8 | 2-4 | 3 | 3 | 8 |
| Frank Ramsey* | 4-10 | 1-3 | 4 | 5 | 9 |
| Lucian Whitaker* | 4-5 | 1-1 | 2 | 2 | 9 |
| C.M. Newton | 0-0 | 0-0 | 0 | 0 | 0 |
| Totals | 28-69 | 12-24 | 45 | 23 | 68 |

| Kansas St. | FG-A | FT-A | RB | PF | TP |
|----------------|--------------|--------------|-----------|-----------|-----------|
| Ed Head* | 3-11 | 2-2 | 3 | 2 | 8 |
| Dan Schuyler | 1-2 | 0-0 | 1 | 2 | 2 |
| Jack Stone* | 3-8 | 6-8 | 6 | 2 | 12 |
| John Gibson | 0-2 | 1-1 | 1 | 5 | 1 |
| Dick Knostman | 1-4 | 1-2 | 3 | 1 | 3 |
| James Iverson* | 3-12 | 1-2 | 0 | 3 | 7 |
| Don Upson | 0-1 | 0-0 | 2 | 1 | 0 |
| Ernie Barrett* | 2-12 | 0-2 | 3 | 1 | 4 |
| Robert Rousey | 2-10 | 0-0 | 2 | 3 | 4 |
| Lew Hitch* | 6-15 | 1-1 | 9 | 3 | 13 |
| Richard Peck | 2-3 | 0-0 | 0 | 0 | 4 |
| Totals | 23-80 | 12-18 | 30 | 23 | 58 |




1951 Kentucky—Front Row (left to right): Lindle Castle, Lucian Whitaker, Bobby Watson, Guy Strong and T. Riddle. **Middle Row:** Head coach Adolph Rupp, Cliff Hagan, C.M. Newton, Walt Hirsch, Paul Lansaw, Dwight Price and assistant coach Harry Lancaster. **Back Row:** Frank Ramsey, Shelby Linville, Bill Spivey, Roger Layne, Lou Tsiropoulos and Read Morgan.

Halftime: Kansas St. 29, Kentucky 27. Officials: None listed. Attendance: 15,348.

1952 CHAMPIONSHIP GAME, MARCH 26 AT SEATTLE KANSAS 80, ST. JOHN'S (NY) 63

| Kansas | FG-A | FT-A | RB | PF | TP |
|------------------|--------------|--------------|-----------|-----------|-----------|
| Bob Kenney | 4-11 | 4-6 | 4 | 2 | 12 |
| Bill Lienhard | 5-8 | 2-2 | 4 | 4 | 12 |
| Larry Davenport | 0-0 | 0-0 | 0 | 1 | 0 |
| John Keller | 1-1 | 0-0 | 4 | 2 | 2 |
| Clyde Lovellette | 12-25 | 9-11 | 17 | 4 | 33 |
| B.H. Born | 0-0 | 0-0 | 0 | 0 | 0 |
| Allen Kelley | 0-2 | 0-0 | 1 | 0 | 0 |
| Dean Kelley | 2-5 | 3-6 | 3 | 5 | 7 |
| Charlie Hoag | 2-6 | 5-7 | 4 | 5 | 9 |
| Dean Smith | 0-0 | 0-0 | 0 | 0 | 0 |
| Bill Houglund | 2-5 | 1-3 | 6 | 2 | 5 |
| Totals | 28-63 | 24-35 | 43 | 25 | 80 |

| St. John's (NY) | FG-A | FT-A | RB | PF | TP |
|--------------------|--------------|--------------|-----------|-----------|-----------|
| Jack McMahon | 6-12 | 1-4 | 2 | 4 | 13 |
| Jim Walsh | 3-6 | 0-0 | 4 | 3 | 6 |
| Carl Peterson | 0-1 | 0-0 | 0 | 0 | 0 |
| Bob Zawoluk | 7-12 | 6-11 | 9 | 5 | 20 |
| Ron MacGilvray | 3-8 | 2-5 | 10 | 3 | 8 |
| Dick Duckett | 2-5 | 2-2 | 2 | 4 | 6 |
| Solly Walker | 0-2 | 0-0 | 2 | 4 | 0 |
| Jim McMorrow | 1-3 | 0-0 | 0 | 3 | 2 |
| Frank Giancontieri | 0-0 | 0-2 | 1 | 0 | 0 |
| Phil Sagona | 2-2 | 0-0 | 0 | 5 | 4 |
| Jim Davis | 1-4 | 2-3 | 2 | 4 | 4 |
| Totals | 25-55 | 13-27 | 32 | 35 | 63 |



1952 Kansas—Front Row (left to right): Dean Kelley, Ken Buller, John Thompson, Don Anderson, Dean Smith, Jack Rodgers and Allen Kelley. **Middle Row:** Manager Wayne Louderback, LaVennes Squires, Everett Dye, Bob Goodwin, Larry Davenport, head coach Phog Allen, Bob Kenney, Wes Whitney, Wes Johnson and Dean Wells. **Back Row:** Assistant coach Dick Harp, John Keller, Arthur Heitholt, Bill Houglund, B.H. Born, Clyde Lovellette, Bill Lienhard, Wally Beck, Charlie Hoag and athletic trainer Dean Nesmith.


Halftime: Kansas 41, St. John's (NY) 27. Officials: Lou Eisenstein, Cliff Ogden. Attendance: 10,700.

1953 CHAMPIONSHIP GAME, MARCH 18 AT KANSAS CITY, MO INDIANA 69, KANSAS 68

| Indiana | FG-A | FT-A | PF | TP | TP |
|---------------|--------------|--------------|-----------|-----------|-----------|
| Dick Farley | 1-8 | 0-0 | 5 | 2 | 17 |
| Charley Kraak | 5-8 | 7-10 | 5 | 17 | 16 |
| Dick White | 1-5 | 0-0 | 2 | 2 | 17 |
| Jim DeaKyne | 0-0 | 0-0 | 1 | 0 | 3 |
| Don Schlundt | 11-26 | 8-11 | 3 | 30 | 11 |
| Burke Scott | 2-4 | 2-3 | 3 | 6 | 0 |
| Paul Poff | 0-1 | 0-0 | 0 | 0 | 0 |
| Bob Leonard | 5-15 | 2-4 | 2 | 12 | 0 |
| Phil Byers | 0-2 | 0-0 | 0 | 0 | 0 |
| Totals | 25-69 | 19-28 | 21 | 69 | 72 |

| Kansas | FG-A | FT-A | PF | TP | TP |
|------------------|--------------|--------------|-----------|-----------|-----------|
| Harold Patterson | 1-3 | 7-8 | 3 | 9 | 18 |
| Dean Smith | 0-0 | 1-1 | 1 | 1 | 18 |
| Allen Kelley | 7-20 | 6-8 | 3 | 20 | 7 |
| Larry Davenport | 0-1 | 0-0 | 0 | 0 | 2 |
| B.H. Born | 8-27 | 10-12 | 5 | 26 | 6 |
| Dean Kelley | 3-4 | 2-4 | 2 | 8 | 0 |
| Gil Reich | 2-9 | 0-0 | 2 | 4 | 0 |
| Jerry Alberts | 0-1 | 0-0 | 1 | 0 | 8 |
| Totals | 21-65 | 26-33 | 17 | 68 | 61 |

Halftime: Tied at 41. Technical fouls: Kraak, Leonard, Schlundt. Officials: Al Lightner, Shaw. Attendance: 10,500.



1953 Indiana—Front Row (left to right): Bob Leonard, Charley Kraak, Don Schlundt, Dick Farley and Burke Scott. **Middle Row:** Manager Ron Fifer, Dick White, Jim DeaKyne, head coach Branch McCracken, Paul Poff, Phil Byers and assistant coach Ernie Andres. **Back Row:** Ron Taylor, Jim Schooley, Goethe Chambers and Jack Wright.

1954 CHAMPIONSHIP GAME, MARCH 20 AT KANSAS CITY, MO LA SALLE 92, BRADLEY 70

| La Salle | FG | FT-A | PF | TP | TP |
|-----------------|-----------|--------------|-----------|-----------|-----------|
| Charlie Singley | 8 | 7-10 | 4 | 23 | 17 |
| Chas Greenberg | 2 | 1-2 | 1 | 5 | 9 |
| Bob Maples | 2 | 0-0 | 4 | 4 | 18 |
| Frank Blatcher | 11 | 1-2 | 4 | 23 | 11 |
| Tom Gola | 7 | 5-5 | 5 | 19 | 6 |
| Fran O'Malley | 5 | 1-1 | 4 | 11 | 5 |
| John Yodsnukis | 0 | 0-0 | 5 | 0 | 0 |
| Frank O'Hara | 2 | 3-4 | 1 | 7 | 4 |
| Totals | 37 | 18-24 | 28 | 92 | 70 |

| Bradley | FG | FT-A | PF | TP | TP |
|------------------|-----------|--------------|-----------|-----------|----|
| Richard Petersen | 4 | 2-2 | 2 | 10 | 13 |
| Harvey Babetch | 0 | 0-0 | 0 | 0 | 10 |
| Ed King | 3 | 6-7 | 4 | 12 | 8 |
| Jack Gower | 0 | 1-2 | 1 | 1 | 4 |
| Dick Estergard | 3 | 11-12 | 1 | 17 | 11 |
| Bob Carney | 3 | 11-17 | 4 | 17 | 19 |
| Lee Utt | 0 | 0-0 | 1 | 0 | 0 |
| John Kent | 8 | 0-2 | 2 | 16 | |
| John Riley | 1 | 1-2 | 1 | 3 | 65 |
| Totals | 22 | 32-44 | 16 | 76 | |

Halftime: Bradley 43, La Salle 42. Officials: Hagan Anderson, R.H. Dean. Attendance: 10,500.



1954 La Salle—Front Row (left to right): Frank Blatcher, Bob Maples, Frank O'Hara, Tom Gola and Bob Ames. **Back Row:** Chas Greenberg, Fran O'Malley, Manny Gomez, John Yodsnukis, Charlie Singley and manager John Moosbrugger.

1955 CHAMPIONSHIP GAME, MARCH 19 AT KANSAS CITY, MO SAN FRANCISCO 77, LASALLE 63

| San Francisco | FG-A | FT-A | PF | TP | TP |
|----------------|--------------|--------------|-----------|-----------|-----------|
| Jerry Mullen* | 4 | 2-5 | 5 | 10 | 17 |
| Stan Buchanan* | 3 | 2-2 | 1 | 8 | 16 |
| Bill Russell* | 9-22 | 5-7 | 1 | 23 | 17 |
| K.C. Jones* | 10-23 | 4-4 | 2 | 24 | 3 |
| Hal Perry* | 1 | 2-2 | 4 | 4 | 11 |
| Bob Wiebusch | 2 | 0-0 | 0 | 4 | 0 |
| Rudy Zannini | 1 | 0-0 | 0 | 2 | 0 |
| Dick Lawless | 1 | 0-0 | 0 | 2 | 0 |
| Gordon Kirby | 0 | 0-0 | 1 | 0 | 0 |
| Totals | 31-83 | 15-20 | 14 | 77 | 72 |

| La Salle | FG-A | FT-A | PF | TP | TP |
|-----------------|--------------|--------------|-----------|-----------|-----------|
| Fran O'Malley | 4 | 2-3 | 1 | 10 | 18 |
| Charlie Singley | 8 | 4-4 | 1 | 20 | 18 |
| Tom Gola | 6 | 4-5 | 4 | 16 | 7 |
| Al Lewis | 1 | 4-9 | 1 | 6 | 2 |
| Chas Greenberg | 1 | 1-2 | 4 | 3 | 6 |
| Frank Blatcher | 4 | 0-0 | 1 | 8 | 0 |
| Bob Maples | 0 | 0-0 | 0 | 0 | 0 |
| Walt Fredericks | 0 | 0-0 | 0 | 0 | 8 |
| Totals | 24-68 | 15-23 | 12 | 63 | 63 |

Halftime: San Francisco 35, La Salle 24. Officials: None listed. Attendance: 10,500.



1955 San Francisco—Front Row (left to right): Hal Perry, Steve Balchios, Rudy Zannini and Warren Baxter. Middle Row: Tom Nelson, Stan Buchanan, Bill Russell, Jerry Mullen, Jack King and Bob Wiebusch. Back Row: Head coach Phil Woolpert, K.C. Jones, Dick Lawless, Gordon Kirby, Bill Bush and manager Healy.

1956 CHAMPIONSHIP GAME, MARCH 23 AT EVANSTON, IL

SAN FRANCISCO 83, IOWA 71

| San Francisco | FG-A | FT-A | RB | PF | TP |
|----------------|--------------|--------------|-----------|-----------|-----------|
| Carl Boldt* | 7 | 2-2 | 4 | 16 | |
| Mike Farmer* | 0 | 0-0 | 12 | 2 | 0 |
| Mike Preaseau* | 3 | 1-2 | 3 | 7 | |
| Bill Russell* | 11-24 | 4-5 | 27 | 2 | 26 |
| Tom Nelson* | 0 | 0-0 | 0 | 0 | 0 |
| Hal Perry | 6 | 2-2 | 2 | 14 | |
| Gene Brown | 6 | 4-4 | 0 | 16 | |
| Warren Baxter | 2 | 0-0 | 0 | 4 | |
| Totals | 35-87 | 13-15 | 60 | 13 | 83 |

| Iowa | FG-A | FT-A | RB | PF | TP |
|-------------------|--------------|--------------|-----------|-----------|-----------|
| Carl Cain | 7 | 3-4 | 1 | 17 | |
| Bill Schoof | 5 | 4-4 | 3 | 14 | |
| Bill Logan | 5 | 2-2 | 15 | 3 | 12 |
| Bob George | 0 | 0-0 | 0 | 0 | 0 |
| Milton Scheuerman | 4 | 3-4 | 2 | 11 | |
| Bill Seaberg | 5 | 7-10 | 1 | 17 | |
| Augie Martel | 0 | 0-0 | 0 | 0 | 0 |
| Jim McConnell | 0 | 0-0 | 0 | 0 | 0 |
| Totals | 26-80 | 19-24 | 48 | 10 | 71 |

Halftime: San Francisco 38, Iowa 33. Officials: None listed. Attendance: 10,600.



1956 San Francisco—Front Row (left to right): Warren Baxter, Hal Payne, Jack King, Hal Perry and Steve Balchios. Middle Row: Head coach Phil Woolpert, Vince Boyle, John Kolijian, Bill Russell, Bill Bush, K.C. Jones and manager Bill Mulholland. Back Row: Tom Nelson, Gene Brown, Mike Farmer, Carl Boldt and Mike Preaseau.

1957 CHAMPIONSHIP GAME, MARCH 23 AT KANSAS CITY, MO NORTH CAROLINA 54, KANSAS 53 (3 OT)

| North Carolina | FG-A | FT-A | RB | PF | TP |
|-------------------|------|------|----|----|----|
| Lennie Rosenbluth | 8-15 | 4-4 | 5 | 5 | 20 |
| Bob Young | 1-1 | 0-0 | 3 | 1 | 2 |
| Pete Brennan | 4-8 | 3-7 | 11 | 3 | 11 |
| Joe Quigg | 4-10 | 2-3 | 9 | 4 | 10 |
| Tommy Kearns | 4-8 | 3-7 | 1 | 4 | 11 |
| Bob Cunningham | 0-3 | 0-1 | 5 | 4 | 0 |
| Danny Lotz | 0-0 | 0-0 | 2 | 0 | 0 |

Totals 21-45 12-22 36 21 54

| Kansas | FG-A | FT-A | RB | PF | TP |
|------------------|------|-------|----|----|----|
| Gene Elstun | 4-12 | 3-6 | 4 | 2 | 11 |
| Ron Loneski | 0-5 | 2-3 | 3 | 2 | 2 |
| Wilt Chamberlain | 6-13 | 11-16 | 14 | 3 | 23 |
| Maurice King | 3-12 | 5-6 | 4 | 4 | 11 |
| John Parker | 2-4 | 0-0 | 0 | 0 | 4 |
| Lewis Johnson | 0-1 | 2-2 | 0 | 1 | 2 |
| Robert Billings | 0-0 | 0-0 | 2 | 0 | 0 |

Totals 15-47 23-33 25 14 53



1957 North Carolina—Front Row (left to right): Roy Searcy, Gehrmann Holland, Danny Lotz, Ken Rosemond, Bob Cunningham and Tommy Kearns. **Back Row:** Head coach Frank McGuire, manager Joel Fleishman, Bob Young, Lennie Rosenbluth, Joe Quigg, Pete Brennan, assistant coach Buck Freeman and athletic trainer John Lacey.

Halftime: North Carolina 29, Kansas 22. End of regulation: Tied at 46. End of first overtime: Tied at 48. End of second overtime: Tied at 48. Officials: Hagan Anderson, Joe Conway. Attendance: 10,500.

1958 CHAMPIONSHIP GAME, MARCH 22 AT LOUISVILLE, KY KENTUCKY 84, SEATTLE U. 72

| Kentucky | FG-A | FT-A | RB | PF | TP |
|--------------|-------|-------|----|----|----|
| Johnny Cox | 10-23 | 4-4 | 16 | 3 | 24 |
| John Crigler | 5-12 | 4-7 | 14 | 4 | 14 |
| Ed Beck | 0-1 | 0-1 | 3 | 4 | 0 |
| Don Mills | 4-9 | 1-4 | 5 | 3 | 9 |
| Vern Hatton | 9-20 | 12-15 | 3 | 3 | 30 |
| Adrian Smith | 2-8 | 3-5 | 6 | 4 | 7 |
| Team | | | 8 | | |

Totals 30-73 24-36 55 21 84

| Seattle U. | FG-A | FT-A | RB | PF | TP |
|------------------|------|------|----|----|----|
| Jerry Frizzell | 4-6 | 8-11 | 5 | 3 | 16 |
| Don Ogorek | 4-7 | 2-2 | 11 | 5 | 10 |
| Elgin Baylor | 9-32 | 7-9 | 19 | 4 | 25 |
| Jim Hamey | 2-5 | 0-1 | 1 | 1 | 4 |
| Charles Brown | 6-17 | 5-7 | 5 | 5 | 17 |
| Francis Saunders | 0-2 | 0-0 | 2 | 3 | 0 |
| Don Piasecki | 0-0 | 0-0 | 0 | 0 | 0 |
| Team | | | 3 | | |

Totals 25-69 22-30 46 21 72



1958 Kentucky—Front Row (left to right): Head coach Adolph Rupp, Adrian Smith, John Crigler, Ed Beck, Don Mills, Johnny Cox, Vern Hatton and assistant coach Harry Lancaster. **Back Row:** Manager Jay Atkerson, Earl Adkins, Dick Howe, Phil Johnson, Bill Cassidy, Lincoln Collinworth and Harold Ross.


Halftime: Seattle U. 39, Kentucky 36. Officials: None listed. Attendance: 18,803.

1959 CHAMPIONSHIP GAME, MARCH 21 AT LOUISVILLE, KY CALIFORNIA 71, WEST VIRGINIA 70

| California | FG-A | FT-A | RB | PF | TP |
|-------------------|--------------|--------------|-----------|-----------|-----------|
| Bill McClintock | 4-13 | 0-1 | 10 | 1 | 8 |
| Bob Dalton | 6-11 | 3-4 | 2 | 4 | 15 |
| Darrall Imhoff | 4-13 | 2-2 | 9 | 3 | 10 |
| Al Buch | 0-4 | 2-2 | 2 | 3 | 2 |
| Denny Fitzpatrick | 8-13 | 4-7 | 2 | 1 | 20 |
| Bernie Simpson | 0-1 | 0-0 | 2 | 2 | 0 |
| Jack Grout | 4-5 | 2-2 | 3 | 1 | 10 |
| Dick Doughty | 3-6 | 0-0 | 1 | 3 | 6 |
| Team | | | 7 | | |
| Totals | 29-66 | 13-18 | 38 | 18 | 71 |

| West Virginia | FG-A | FT-A | RB | PF | TP |
|-----------------|--------------|--------------|-----------|-----------|-----------|
| Jerry West | 10-21 | 8-12 | 11 | 4 | 28 |
| Willie Akers | 5-8 | 0-1 | 6 | 0 | 10 |
| Robert Clousson | 4-7 | 2-3 | 4 | 4 | 10 |
| Bob Smith | 2-5 | 1-1 | 2 | 3 | 5 |
| Marvin Bolyard | 1-4 | 4-4 | 3 | 4 | 6 |
| James Ritchie | 1-4 | 2-2 | 4 | 0 | 4 |
| Ronnie Retton | 0-0 | 2-2 | 0 | 0 | 2 |
| Lee Patrone | 2-6 | 1-2 | 4 | 1 | 5 |
| Team | | | 7 | | |
| Totals | 25-55 | 20-27 | 41 | 16 | 70 |


Halftime: California 39, West Virginia 33. Officials: Tommy Bell, Red Mihalik. Attendance: 18,49



1959 California—Front Row (left to right): Bob Dalton, Jack Grout, Bernie Simpson, Al Buch, Denny Fitzpatrick and Jim Langley. **Middle Row:** Jerry Mann, Earl Shultz, Dave Stafford, Wally Torkells, Ned Averbuck and Bob Wendell. **Back Row:** Head coach Pete Newell, Tandy Gillis, Stan Morrison, Dick Doughty, Darrall Imhoff and Bill McClintock.

1960 CHAMPIONSHIP GAME, MARCH 19 AT SAN FRANCISCO OHIO ST. 75, CALIFORNIA 55

| Ohio St. | FG-A | FT-A | RB | PF | TP |
|-----------------|--------------|--------------|-----------|-----------|-----------|
| John Havlicek | 4-8 | 4-5 | 6 | 2 | 12 |
| Joe Roberts | 5-6 | 0-1 | 5 | 1 | 10 |
| Jerry Lucas | 7-9 | 2-2 | 10 | 2 | 16 |
| Mel Nowell | 6-7 | 3-3 | 4 | 2 | 15 |
| Larry Siegfried | 5-6 | 3-6 | 1 | 2 | 13 |
| Gary Gearhart | 0-1 | 0-0 | 1 | 0 | 0 |
| Dick Furry | 2-4 | 0-0 | 3 | 1 | 4 |
| Bob Knight | 0-1 | 0-0 | 0 | 1 | 0 |
| Howard Nourse | 2-3 | 0-0 | 3 | 1 | 4 |
| Richie Hoyt | 0-1 | 0-0 | 0 | 0 | 0 |
| Dave Barker | 0-0 | 0-0 | 0 | 0 | 0 |
| John Cedargren | 0-0 | 1-2 | 1 | 1 | 1 |
| Team | | | 1 | | |
| Totals | 31-46 | 13-19 | 35 | 13 | 75 |



1960 Ohio State—Front Row (left to right): Bob Knight, Larry Siegfried, Richie Hoyt, Mel Nowell, John Havlicek, Jerry Lucas, Joe Roberts, Dick Furry and Howard Nourse. **Back Row:** Athletic trainer Ernie Biggs, head coach Fred Taylor, Jim Allen, Jack Landes, Dave Barker, John Cedargren, Nelson Miller, Gary Gearhart, Gary Milliken, manager Mike Sorocak and assistant coach Jack Graf.

| California | FG-A | FT-A | RB | PF | TP |
|-----------------|--------------|--------------|-----------|-----------|-----------|
| Bill McClintock | 4-15 | 2-3 | 3 | 3 | 10 |
| Tandy Gillis | 4-9 | 0-0 | 1 | 1 | 8 |
| Darrall Imhoff | 3-9 | 2-2 | 5 | 2 | 8 |
| Bob Wendell | 0-6 | 4-4 | 0 | 2 | 4 |
| Earl Shultz | 2-8 | 2-2 | 4 | 4 | 6 |
| Jerry Mann | 3-5 | 1-1 | 0 | 0 | 7 |
| Dick Doughty | 4-5 | 3-3 | 6 | 1 | 11 |
| Dave Stafford | 0-1 | 1-2 | 0 | 1 | 1 |
| Stan Morrison | 0-1 | 0-0 | 1 | 1 | 0 |
| Ned Averbuck | 0-0 | 0-1 | 1 | 0 | 0 |
| Bill Alexander | 0-0 | 0-0 | 0 | 0 | 0 |
| Team | | | 7 | | |
| Totals | 20-59 | 15-18 | 28 | 15 | 55 |

Halftime: Ohio St. 37, California 19. Officials: Alex George, other not available. Attendance: 14,500.

1961 CHAMPIONSHIP GAME, MARCH 25 AT KANSAS CITY, MO CINCINNATI 70, OHIO ST. 65 (OT)

| Cincinnati | FG-A | FT-A | RB | PF | TP |
|-----------------|------|------|----|----|----|
| Bob Wiesenhahn | 8-15 | 1-1 | 9 | 3 | 17 |
| Tom Thacker | 7-21 | 1-4 | 7 | 0 | 15 |
| Paul Hogue | 3-8 | 3-6 | 7 | 3 | 9 |
| Carl Bouldin | 7-12 | 2-3 | 4 | 4 | 16 |
| Tony Yates | 4-8 | 5-5 | 2 | 3 | 13 |
| Dale Heidotting | 0-0 | 0-0 | 0 | 0 | 0 |
| Tom Sizer | 0-0 | 0-0 | 1 | 0 | 0 |
| Team | | | 6 | | |

Totals 29-64 12-19 36 13 70

| Ohio St. | FG-A | FT-A | RB | PF | TP |
|-----------------|-------|------|----|----|----|
| John Havlicek | 1-5 | 2-2 | 4 | 2 | 4 |
| Richie Hoyt | 3-5 | 1-1 | 1 | 3 | 7 |
| Jerry Lucas | 10-17 | 7-7 | 12 | 4 | 27 |
| Larry Siegfried | 6-10 | 2-3 | 3 | 2 | 14 |
| Mel Nowell | 3-9 | 3-3 | 3 | 1 | 9 |
| Bob Knight | 1-3 | 0-0 | 1 | 1 | 2 |
| Gary Gearhart | 1-1 | 0-0 | 0 | 1 | 2 |
| Team | | | 8 | | |

Totals 25-50 15-16 32 14 65

Turnovers: Cincinnati 3, Ohio St. 8. Halftime: Ohio St. 39, Cincinnati 38. End of regulation: Tied at 61. Officials: Curtis Filiberti, Phil Fox. Attendance: 10,700.



1961 Cincinnati—Front Row (left to right): Jim Calhoun, Tony Yates, Carl Bouldin, Paul Hogue, Bob Wiesenhahn, Tom Thacker and Tom Sizer. **Back Row:** Head coach Ed Jucker, Larry Shingleton, Fred Dierking, Ron Reis, Dale Heidotting, Mark Altenau and assistant coach Tay Baker.

1962 CHAMPIONSHIP GAME, MARCH 24 AT LOUISVILLE, KY CINCINNATI 71, OHIO ST. 59


| Cincinnati | FG-A | FT-A | RB | PF | TP |
|---------------|-------|------|----|----|----|
| Ron Bonham | 3-12 | 4-4 | 6 | 3 | 10 |
| George Wilson | 1-6 | 4-4 | 11 | 2 | 6 |
| Paul Hogue | 11-18 | 0-2 | 19 | 2 | 22 |
| Tom Thacker | 6-14 | 9-11 | 6 | 2 | 21 |
| Tony Yates | 4-8 | 4-7 | 1 | 1 | 12 |
| Tom Sizer | 0-0 | 0-0 | 0 | 0 | 0 |
| Team | | | 0 | | |

Totals 25-58 21-28 43 10 71

| Ohio St. | FG-A | FT-A | RB | PF | TP |
|------------------|------|------|----|----|----|
| John Havlicek | 5-14 | 1-2 | 9 | 1 | 11 |
| Doug McDonald | 0-1 | 3-3 | 1 | 2 | 3 |
| Jerry Lucas | 5-17 | 1-2 | 16 | 3 | 11 |
| Mel Nowell | 4-16 | 1-1 | 6 | 2 | 9 |
| Richard Reasbeck | 4-6 | 0-0 | 0 | 4 | 8 |
| James Doughty | 0-1 | 0-0 | 2 | 2 | 0 |
| Gary Bradds | 5-7 | 5-6 | 4 | 2 | 15 |
| Gary Gearhart | 1-4 | 0-0 | 4 | 3 | 2 |
| Team | | | 0 | | |

Totals 24-66 11-14 42 19 59

Turnovers: Cincinnati 8, Ohio St. 9. Halftime: Cincinnati 37, Ohio St. 29. Officials: Charles Eckman, Rudy Marick. Attendance: 18,469.



1962 Cincinnati—Front Row (left to right): Larry Shingleton, Tony Yates, Larry Elsasser, Tom Thacker, Tom Sizer and Jim Calhoun. **Back Row:** Assistant coach Tay Baker, Bill Abernathy, Fred Dierking, George Wilson, Ron Reis, Paul Hogue, Dale Heidotting, Ron Bonham and head coach Ed Jucker.

1963 CHAMPIONSHIP GAME, MARCH 23 AT LOUISVILLE, KY LOYOLA CHICAGO 60, CINCINNATI 58 (OT)

| Loyola Chicago | FG-A | FT-A | RB | PF | TP |
|-----------------|--------------|--------------|-----------|-----------|-----------|
| Vic Rouse* | 6-22 | 3-4 | 12 | 4 | 15 |
| Les Hunter* | 6-22 | 4-4 | 11 | 3 | 16 |
| John Egan* | 3-8 | 3-5 | 3 | 3 | 9 |
| Ron Miller* | 3-14 | 0-0 | 2 | 3 | 6 |
| Jerry Harkness* | 5-18 | 4-8 | 6 | 4 | 14 |
| Team | | 11 | | | |
| Totals | 23-84 | 14-21 | 45 | 17 | 60 |

| Cincinnati | FG-A | FT-A | RB | PF | TP |
|------------------|--------------|--------------|-----------|-----------|-----------|
| Ron Bonham | 8-16 | 6-6 | 4 | 3 | 22 |
| Tom Thacker | 5-12 | 3-4 | 15 | 4 | 13 |
| George Wilson | 4-8 | 2-3 | 13 | 4 | 10 |
| Tony Yates | 4-6 | 1-4 | 8 | 4 | 9 |
| Larry Shingleton | 1-3 | 2-3 | 4 | 0 | 4 |
| Dale Heidotting | 0-0 | 0-0 | 1 | 2 | 0 |
| Team | | 7 | | | |
| Totals | 22-45 | 14-20 | 52 | 17 | 58 |



1963 Loyola Chicago—Front Row (left to right): Head coach George Ireland and assistant coach Jerry Lyne. **Back Row:** Jerry Harkness, John Egan, Chuck Wood, Vic Rouse, Les Hunter, Rich Rochelle, Jim Reardon, Dan Cannoughton, Ron Miller, manager John Gabcik, manager Fred Kuehl and athletic trainer Dennis McKenna.

Turnovers: Loyola Chicago 3, Cincinnati 16. Halftime: Cincinnati 29, Loyola Chicago 21. End of regulation: Tied at 54. Officials: Bill Busenius, Alex George. Attendance: 19,153.

1964 CHAMPIONSHIP GAME, MARCH 21 AT KANSAS CITY, MO

UCLA 98, DUKE 83

| UCLA | FG-A | FT-A | RB | PF | TP |
|------------------|--------------|--------------|-----------|-----------|-----------|
| Keith Erickson | 2-7 | 4-4 | 5 | 5 | 8 |
| Jack Hirsch | 5-9 | 3-5 | 6 | 3 | 13 |
| Fred Slaughter | 0-1 | 0-0 | 1 | 0 | 0 |
| Gail Goodrich | 9-18 | 9-9 | 3 | 1 | 27 |
| Walt Hazzard | 4-10 | 3-5 | 3 | 5 | 11 |
| Doug McIntosh | 4-9 | 0-0 | 11 | 2 | 8 |
| Kim Stewart | 0-1 | 0-0 | 0 | 1 | 0 |
| Kenny Washington | 11-16 | 4-4 | 12 | 4 | 26 |
| Mike Huggins | 0-1 | 0-1 | 1 | 2 | 0 |
| Vaughn Hoffman | 1-2 | 0-0 | 0 | 0 | 2 |
| Chuck Darrow | 0-1 | 3-4 | 1 | 2 | 3 |
| Rich Levin | 0-1 | 0-0 | 0 | 0 | 0 |
| Team | | 8 | | | |
| Totals | 36-76 | 26-32 | 51 | 25 | 98 |

| Duke | FG-A | FT-A | RB | PF | TP |
|-----------------|--------------|--------------|-----------|-----------|-----------|
| Dennis Ferguson | 2-6 | 0-1 | 1 | 3 | 4 |
| Jay Buckley | 5-8 | 8-12 | 9 | 4 | 18 |
| Hack Tison | 3-8 | 1-1 | 1 | 2 | 7 |
| Buzzy Harrison | 1-1 | 0-0 | 1 | 2 | 2 |
| Jeff Mullins | 9-21 | 4-4 | 4 | 5 | 22 |
| Steve Vacendak | 2-7 | 3-3 | 6 | 4 | 7 |
| Ron Herbster | 1-4 | 0-2 | 0 | 0 | 2 |
| Jack Marin | 8-16 | 0-1 | 10 | 3 | 16 |
| Brent Kitching | 1-1 | 0-0 | 1 | 0 | 2 |
| Ted Mann | 0-0 | 3-4 | 2 | 1 | 3 |
| Frank Harscher | 0-0 | 0-0 | 0 | 0 | 0 |
| Ray Cox | 0-0 | 0-0 | 0 | 0 | 0 |
| Team | | 9 | | | |
| Totals | 32-72 | 19-28 | 44 | 24 | 83 |



1964 UCLA—Front Row (left to right): Manager Dennis Minishian, Gail Goodrich, Jack Hirsch, Rich Levin, Walt Hazzard, Kent Graham, Mike Huggins and Chuck Darrow. **Back Row:** Athletic trainer Ducky Drake, assistant coach Jerry Norman, Steve Brucker, Fred Slaughter, Doug McIntosh, Vaughn Hoffman, Keith Erickson, Kim Stewart, Kenny Washington and head coach John Wooden.

Turnovers: UCLA 19, Duke 24. Halftime: UCLA 50, Duke 38. Officials: Tom Glennon, Red Mihalik. Attendance: 10,864.

1965 CHAMPIONSHIP GAME, MARCH 20 AT PORTLAND, OR

UCLA 91, MICHIGAN 80


| UCLA | FG-A | FT-A | RB | PF | TP |
|------------------|-------|-------|----|----|----|
| Edgar Lacey | 5-7 | 1-2 | 7 | 3 | 11 |
| Keith Erickson | 1-1 | 1-2 | 1 | 1 | 3 |
| Doug McIntosh | 1-2 | 1-2 | 0 | 2 | 3 |
| Gail Goodrich | 12-22 | 18-20 | 4 | 4 | 42 |
| Fred Goss | 4-12 | 0-0 | 3 | 1 | 8 |
| Kenny Washington | 7-9 | 3-4 | 5 | 2 | 17 |
| Mike Lynn | 2-3 | 1-2 | 6 | 1 | 5 |
| Vaughn Hoffman | 1-1 | 0-0 | 1 | 0 | 2 |
| Brice Chambers | 0-0 | 0-1 | 0 | 0 | 0 |
| John Lyons | 0-0 | 0-0 | 0 | 1 | 0 |
| Rich Levin | 0-1 | 0-0 | 1 | 0 | 0 |
| John Galbraith | 0-0 | 0-0 | 0 | 0 | 0 |
| Team | | 4 | | | |

Totals 33-58 | 25-33 | 32 | 15 | 91

| Michigan | FG-A | FT-A | RB | PF | TP |
|-----------------|-------|------|----|----|----|
| Larry Tregoning | 2-7 | 1-1 | 5 | 5 | 5 |
| Oliver Darden | 8-10 | 1-1 | 4 | 5 | 17 |
| Bill Buntin | 6-14 | 2-4 | 6 | 5 | 14 |
| Cazzie Russell | 10-16 | 8-9 | 5 | 2 | 28 |
| George Pomey | 2-5 | 0-0 | 2 | 2 | 4 |
| Jim Myers | 0-4 | 0-0 | 3 | 2 | 0 |
| Craig Dill | 1-2 | 2-2 | 1 | 1 | 4 |
| Dan Brown | 0-0 | 0-0 | 0 | 0 | 0 |
| Tom Ludwig | 1-2 | 0-0 | 0 | 0 | 2 |
| John Thompson | 0-0 | 0-0 | 0 | 0 | 0 |
| John Clawson | 3-4 | 0-0 | 0 | 2 | 6 |
| Team | | 7 | | | |

Totals 33-64 | 14-17 | 33 | 24 | 80

Halftime: UCLA 47, Michigan 34. Officials: Steve Honzo, Red Mihalik. Attendance: 13,204.



1965 UCLA—Front Row (left to right): Assistant coach Jerry Norman, Gail Goodrich, John Lyons, John Galbraith, Mike Serafin, Brice Chambers, Larry McCollister and Fred Goss. **Back Row:** Head coach John Wooden, athletic trainer Ducky Drake, Rich Levin, Edgar Lacey, Doug McIntosh, Vaughn Hoffman, Bill Winkelholz, Mike Lynn, Keith Erickson, Kenny Washington and Bill Ureda.

1966 CHAMPIONSHIP GAME, MARCH 19 AT COLLEGE PARK, MD

UTEP 72, KENTUCKY 65

| UTEP | FG-A | FT-A | RB | PF | TP |
|-----------------|------|------|----|----|----|
| Harry Flourmoy* | 1-1 | 0-0 | 2 | 0 | 2 |
| David Lattin* | 5-10 | 6-6 | 9 | 4 | 16 |
| Bobby Joe Hill* | 7-17 | 6-9 | 3 | 3 | 20 |
| Orsten Artis* | 5-13 | 5-5 | 8 | 1 | 15 |
| Willie Cager | 1-3 | 6-7 | 6 | 3 | 8 |
| Willie Worsley* | 2-4 | 4-6 | 4 | 0 | 8 |
| Nevil Shed | 1-1 | 1-1 | 3 | 1 | 3 |
| Team | | 0 | | | |

Totals 22-49 | 28-34 | 35 | 12 | 72

| Kentucky | FG-A | FT-A | RB | PF | TP |
|---------------|------|------|----|----|----|
| Louie Dampier | 7-18 | 5-5 | 9 | 4 | 19 |
| Tommy Kron | 3-6 | 0-0 | 7 | 2 | 6 |
| Larry Conley | 4-9 | 2-2 | 8 | 5 | 10 |
| Pat Riley | 8-22 | 3-4 | 4 | 4 | 19 |
| Thad Jaracz | 3-8 | 1-2 | 5 | 5 | 7 |
| Jim LeMaster | 0-1 | 0-0 | 0 | 1 | 0 |
| Cliff Berger | 2-3 | 0-0 | 0 | 0 | 4 |
| Gary Gamble | 0-0 | 0-0 | 0 | 1 | 0 |
| Bob Tallent | 0-3 | 0-0 | 0 | 1 | 0 |
| Team | | 0 | | | |

Totals 27-70 | 11-13 | 33 | 23 | 65

Halftime: UTEP 34, Kentucky 31. Officials: Steve Honzo, Thornton Jenkins. Attendance: 14,253.



1966 UTEP—Front Row (left to right): Bobby Joe Hill, Orsten Artis, Togo Railey and Willie Worsley. **Middle Row:** David Palacio, Dick Myers, Harry Flourmoy and Louis Boudoin. **Back Row:** Nevil Shed, Jerry Armstrong, Willie Cager, David Lattin and head coach Don Haskins.

1967 CHAMPIONSHIP GAME, MARCH 25 AT LOUISVILLE, KY

UCLA 79, DAYTON 64

| UCLA | FG-A | FT-A | RB | PF | TP |
|------------------|--------------|--------------|-----------|-----------|-----------|
| Ken Heitz | 2-7 | 0-0 | 6 | 2 | 4 |
| Lynn Shackelford | 5-10 | 0-2 | 3 | 1 | 10 |
| Lew Alcindor | 8-12 | 4-11 | 18 | 0 | 20 |
| Lucius Allen | 7-15 | 5-8 | 9 | 2 | 19 |
| Mike Warren | 8-16 | 1-1 | 7 | 1 | 17 |
| Joe Chrisman | 0-0 | 1-2 | 1 | 2 | 1 |
| Jim Nielsen | 0-1 | 0-1 | 1 | 3 | 0 |
| Neville Saner | 1-1 | 0-0 | 2 | 2 | 2 |
| Bill Sweek | 1-1 | 0-0 | 0 | 1 | 2 |
| Dick Lynn | 0-1 | 0-0 | 0 | 0 | 0 |
| Gene Sutherland | 0-0 | 0-0 | 0 | 0 | 0 |
| Don Saffer | 2-5 | 0-0 | 0 | 1 | 4 |
| Team | | 7 | | | |
| Totals | 34-69 | 11-25 | 54 | 15 | 79 |



1967 UCLA—Front Row (left to right): Don Saffer, Lucius Allen, Dick Lynn, Gene Sutherland and Mike Warren. **Back Row:** Head coach John Wooden, assistant coach Jerry Norman, Joe Chrisman, Lynn Shackelford, Neville Saner, Lew Alcindor, Jim Nielsen, Ken Heitz, Bill Sweek, manager Ted Henry and athletic trainer Ducky Drake.

| Dayton | FG-A | FT-A | RB | PF | TP |
|------------------|--------------|--------------|-----------|-----------|-----------|
| Don May | 9-23 | 3-4 | 17 | 4 | 21 |
| Dan Sadlier | 2-5 | 1-2 | 7 | 5 | 5 |
| Dan Obrovac | 0-2 | 0-0 | 2 | 1 | 0 |
| Gene Klaus | 4-7 | 0-0 | 0 | 1 | 8 |
| Bob Hooper | 2-7 | 2-4 | 5 | 2 | 6 |
| Rudy Waterman | 4-11 | 2-3 | 1 | 3 | 10 |
| Glinder Torain | 3-14 | 0-0 | 4 | 3 | 6 |
| Ned Sharpenter | 2-5 | 4-5 | 5 | 1 | 8 |
| John Samanich | 0-2 | 0-0 | 2 | 0 | 0 |
| Tom Heckman | 0-0 | 0-0 | 0 | 0 | 0 |
| Dave Inderrieden | 0-0 | 0-0 | 0 | 0 | 0 |
| Jim Wannemacher | 0-0 | 0-0 | 0 | 0 | 0 |
| Team | | 8 | | | |
| Totals | 26-76 | 12-18 | 51 | 20 | 64 |

Turnovers: UCLA 11, Dayton 11. Halftime: UCLA 38, Dayton 20. Officials: Lenny Wirtz, other not available. Attendance: 18,892.

1968 CHAMPIONSHIP GAME, MARCH 23 AT LOS ANGELES

UCLA 78, NORTH CAROLINA 55

| UCLA | FG-A | FT-A | RB | PF | TP |
|------------------|--------------|--------------|-----------|-----------|-----------|
| Lew Alcindor | 15-21 | 4-4 | 16 | 3 | 34 |
| Mike Lynn | 1-7 | 5-7 | 6 | 3 | 7 |
| Lucius Allen | 3-7 | 5-7 | 5 | 0 | 11 |
| Mike Warren | 3-7 | 1-1 | 3 | 2 | 7 |
| Lynn Shackelford | 3-5 | 0-1 | 2 | 0 | 6 |
| Ken Heitz | 3-6 | 1-1 | 2 | 3 | 7 |
| Jim Nielsen | 1-1 | 0-0 | 1 | 1 | 2 |
| Bill Sweek | 0-1 | 0-0 | 0 | 1 | 0 |
| Gene Sutherland | 1-2 | 0-0 | 2 | 1 | 2 |
| Neville Saner | 1-3 | 0-0 | 2 | 2 | 2 |
| Team | | 9 | | | |
| Totals | 31-60 | 16-21 | 48 | 16 | 78 |



1968 UCLA—Front Row (left to right): Mike Warren, Gene Sutherland and Lucius Allen. **Back Row:** Head coach John Wooden, assistant coach Jerry Norman, Ken Heitz, Lynn Shackelford, Jim Nielsen, Lew Alcindor, Mike Lynn, Neville Saner, Bill Sweek, athletic trainer Ducky Drake and manager Frank Adler.

| North Carolina | FG-A | FT-A | RB | PF | TP |
|----------------|--------------|--------------|-----------|-----------|-----------|
| Larry Miller | 5-13 | 4-6 | 6 | 3 | 14 |
| Bill Bunting | 1-3 | 1-2 | 2 | 5 | 3 |
| Rusty Clark | 4-12 | 1-3 | 8 | 3 | 9 |
| Charlie Scott | 6-17 | 0-1 | 3 | 3 | 12 |
| Dick Grubar | 2-5 | 1-2 | 0 | 2 | 5 |
| Eddie Fogler | 1-4 | 2-2 | 0 | 0 | 4 |
| Joe Brown | 2-5 | 2-2 | 5 | 1 | 6 |
| Gerald Tuttle | 0-0 | 0-0 | 0 | 0 | 0 |
| Jim Frye | 1-2 | 0-1 | 1 | 0 | 2 |
| Gra Whitehead | 0-0 | 0-0 | 0 | 0 | 0 |
| Jim Delany | 0-1 | 0-0 | 0 | 0 | 0 |
| Totals | 22-63 | 11-19 | 35 | 17 | 55 |

| North Carolina | FG-A | FT-A | RB | PF | TP |
|----------------|--------------|--------------|-----------|-----------|-----------|
| Ralph Fletcher | 0-1 | 0-0 | 0 | 0 | 0 |
| Team | | 10 | | | |
| Totals | 22-63 | 11-19 | 35 | 17 | 55 |

Turnovers: UCLA 26, North Carolina 23. Halftime: UCLA 32, North Carolina 22. Officials: Charles Fouty, Steve Honzo. Attendance: 14,438.

1969 CHAMPIONSHIP GAME, MARCH 22 AT LOUISVILLE, KY UCLA 92, PURDUE 72


| UCLA | FG-A | FT-A | RB | PF | TP |
|------------------|--------------|--------------|-----------|-----------|-----------|
| Curtis Rowe | 4-10 | 4-4 | 12 | 2 | 12 |
| Lynn Shackelford | 3-8 | 5-8 | 9 | 3 | 11 |
| Lew Alcindor | 15-20 | 7-9 | 20 | 2 | 37 |
| Ken Heitz | 0-3 | 0-1 | 3 | 4 | 0 |
| John Vallely | 4-9 | 7-10 | 4 | 3 | 15 |
| Sidney Wicks | 0-1 | 3-6 | 4 | 1 | 3 |
| Bill Sweek | 3-3 | 0-1 | 1 | 3 | 6 |
| Steve Patterson | 1-1 | 2-2 | 2 | 0 | 4 |
| Bill Seibert | 0-0 | 0-0 | 1 | 0 | 0 |
| George Farmer | 0-0 | 0-0 | 0 | 1 | 0 |
| John Ecker | 1-1 | 0-0 | 0 | 0 | 2 |
| Terry Schofield | 1-2 | 0-0 | 0 | 0 | 2 |
| Team | | 5 | | | |
| Totals | 32-58 | 28-41 | 61 | 19 | 92 |

| Purdue | FG-A | FT-A | RB | PF | TP |
|-------------------|--------------|--------------|-----------|-----------|-----------|
| Larry Weatherford | 1-5 | 2-2 | 1 | 3 | 4 |
| George Faerber | 1-2 | 0-0 | 3 | 5 | 2 |
| Rick Mount | 12-36 | 4-5 | 1 | 3 | 28 |
| Bill Keller | 4-17 | 3-4 | 4 | 5 | 11 |
| Tyrone Bedford | 3-8 | 1-3 | 8 | 3 | 7 |
| Jerry Johnson | 4-9 | 3-4 | 9 | 2 | 11 |
| Frank Kaufman | 0-0 | 2-2 | 5 | 5 | 2 |
| Ralph Taylor | 0-0 | 0-0 | 0 | 0 | 0 |
| Ted Reasoner | 0-1 | 0-1 | 1 | 2 | 0 |
| Herman Gilliam | 2-14 | 3-3 | 11 | 2 | 7 |
| Team | | 5 | | | |
| Totals | 27-92 | 18-24 | 48 | 30 | 72 |


Turnovers: UCLA 19, Purdue 4. Halftime: UCLA 42, Purdue 31. Officials: Irv Brown, Michael DiTomasso. Attendance: 18,669.

1970 CHAMPIONSHIP GAME, MARCH 21 AT COLLEGE PARK, MD UCLA 80, JACKSONVILLE 69

| UCLA | FG-A | FT-A | RB | PF | TP |
|-----------------|--------------|--------------|-----------|-----------|-----------|
| Rick Betchley | 0-0 | 0-1 | 0 | 0 | 0 |
| Andy Hill | 0-0 | 0-1 | 0 | 0 | 0 |
| Sidney Wicks | 5-9 | 7-10 | 18 | 3 | 17 |
| Curtis Rowe | 7-15 | 5-5 | 8 | 4 | 19 |
| Steve Patterson | 8-15 | 1-4 | 11 | 1 | 17 |
| John Vallely | 5-10 | 5-7 | 7 | 2 | 15 |
| Henry Bibby | 2-11 | 4-4 | 4 | 1 | 8 |
| Kenny Booker | 0-0 | 2-3 | 0 | 0 | 2 |
| John Ecker | 1-1 | 0-0 | 0 | 0 | 2 |
| Terry Schofield | 0-0 | 0-0 | 0 | 0 | 0 |
| Bill Seibert | 0-1 | 0-0 | 1 | 1 | 0 |
| Jon Chapman | 0-1 | 0-0 | 1 | 0 | 0 |
| Team | | 3 | | | |
| Totals | 28-63 | 24-35 | 53 | 12 | 80 |




1969 UCLA—Front Row (left to right): Athletic trainer Ducky Drake, assistant coach Denny Crum, head coach John Wooden, assistant coach Gary Cunningham and manager Bob Marcucci. **Middle Row:** George Farmer, Bill Sweek, Ken Heitz, John Vallely and Terry Schofield. **Back Row:** Lynn Shackelford, Curtis Rowe, Steve Patterson, Lew Alcindor, Sidney Wicks, John Ecker and Bill Seibert.



1970 UCLA—Front Row (left to right): Henry Bibby, Terry Schofield and Andy Hill. **Middle Row:** Manager George Morgan, assistant coach Gary Cunningham, head coach John Wooden, assistant coach Denny Crum and athletic trainer Ducky Drake. **Back Row:** Kenny Booker, Rick Betchley, John Ecker, Sidney Wicks, Steve Patterson, Jon Chapman, Curtis Rowe, Bill Seibert and John Vallely.

| Jacksonville | FG-A | FT-A | RB | PF | TP |
|------------------|--------------|------------|-----------|-----------|-----------|
| Mike Blevins | 1-2 | 1-2 | 0 | 1 | 3 |
| Pembrook Burrows | 6-9 | 0-0 | 6 | 1 | 12 |
| Artis Gilmore | 9-29 | 1-1 | 16 | 5 | 19 |
| Rex Morgan | 5-11 | 0-0 | 4 | 5 | 10 |
| Vaughn Wedeking | 6-11 | 0-0 | 2 | 2 | 12 |
| Chip Dublin | 0-5 | 2-2 | 1 | 4 | 2 |
| Gene Nelson | 3-9 | 2-2 | 5 | 1 | 8 |
| Rod McIntyre | 1-3 | 0-0 | 3 | 3 | 2 |
| Rusty Baldwin | 0-0 | 0-0 | 0 | 0 | 0 |
| Dan Hawkins | 0-1 | 1-1 | 1 | 1 | 1 |
| Ken Selke | 0-0 | 0-0 | 0 | 0 | 0 |
| Team | | | 2 | | |
| Totals | 31-80 | 7-8 | 40 | 23 | 69 |

Turnovers: UCLA 23, Jacksonville 18. Halftime: UCLA 41, Jacksonville 36. Officials: Bobby Scott, Lenny Wirtz. Attendance: 14,380.



1971 UCLA—Front Row (left to right): Andy Hill and Henry Bibby. Middle Row: Manager George Morgan, assistant coach Denny Crum, head coach John Wooden, assistant coach Gary Cunningham and athletic trainer Ducky Drake. Back Row: Larry Hollyfield, Larry Farmer, John Ecker, Curtis Rowe, Steve Patterson, Sidney Wicks, Jon Chapman, Kenny Booker, Rick Betchley and Terry Schofield.



1972 UCLA—Front Row: Manager Les Friedman. Middle Row (left to right): Head coach John Wooden, athletic trainer Ducky Drake and assistant coach Gary Cunningham. Back Row: Tommy Curtis, Greg Lee, Larry Hollyfield, Jon Chapman, Keith Wilkes, Bill Walton, Swen Nater, Vince Carson, Larry Farmer, Gary Franklin, Andy Hill and Henry Bibby.


1971 CHAMPIONSHIP GAME, MARCH 27 AT HOUSTON

UCLA 68, VILLANOVA 62

| UCLA | FG-A | FT-A | RB | PF | TP |
|-----------------|--------------|--------------|-----------|----------|-----------|
| Curtis Rowe | 2-3 | 4-5 | 8 | 0 | 8 |
| Sidney Wicks | 3-7 | 1-1 | 9 | 2 | 7 |
| Steve Patterson | 13-18 | 3-5 | 8 | 1 | 29 |
| Henry Bibby | 6-12 | 5-5 | 2 | 1 | 17 |
| Kenny Booker | 0-0 | 0-0 | 0 | 0 | 0 |
| Terry Schofield | 3-9 | 0-0 | 1 | 4 | 6 |
| Rick Betchley | 0-0 | 1-2 | 1 | 1 | 1 |
| Team | | | 5 | | |
| Totals | 27-49 | 14-18 | 34 | 9 | 68 |

| Villanova | FG-A | FT-A | RB | PF | TP |
|---------------------|--------------|--------------|-----------|-----------|-----------|
| Tom Ingelsby | 3-9 | 1-1 | 4 | 2 | 7 |
| Hank Siemiontkowski | 9-16 | 1-2 | 6 | 3 | 19 |
| Chris Ford | 0-4 | 2-3 | 5 | 4 | 2 |
| Clarence Smith | 4-11 | 1-1 | 2 | 4 | 9 |
| Howard Porter | 10-21 | 5-6 | 8 | 1 | 25 |
| Joe McDowell | 0-1 | 0-0 | 2 | 0 | 0 |
| Team | | | 4 | | |
| Totals | 26-62 | 10-13 | 31 | 14 | 62 |

Turnovers: UCLA 13, Villanova 10. Halftime: UCLA 45, Villanova 37. Officials: Jim Bain, Irv Brown. Attendance: 31,765.



1973 UCLA—Front Row (left to right): Bob Webb, Tommy Curtis, Gary Franklin and Casey Corliss. **Middle Row:** Larry Hollyfield, manager Les Friedman, head coach John Wooden, assistant coach Gary Cunningham, athletic trainer Ducky Drake and Greg Lee. **Back Row:** Larry Farmer, Keith Wilkes, Dave Meyers, Bill Walton, Ralph Drollinger, Swen Nater, Vince Carson and Pete Trgovich.

1972 CHAMPIONSHIP GAME, MARCH 25 AT LOS ANGELES

UCLA 81, FLORIDA ST. 76

| UCLA | FG-A | FT-A | RB | PF | TP |
|------------------|--------------|-------------|-----------|-----------|-----------|
| Larry Farmer | 2-6 | 0-0 | 6 | 2 | 4 |
| Keith Wilkes | 11-16 | 1-2 | 10 | 4 | 23 |
| Bill Walton | 9-17 | 6-11 | 20 | 4 | 24 |
| Greg Lee | 0-0 | 0-0 | 2 | 0 | 0 |
| Henry Bibby | 8-17 | 2-3 | 3 | 2 | 18 |
| Tommy Curtis | 4-14 | 0-1 | 4 | 1 | 8 |
| Larry Hollyfield | 1-6 | 0-0 | 2 | 2 | 2 |
| Swen Nater | 1-2 | 0-1 | 1 | 0 | 2 |
| Team | | | 2 | | |
| Totals | 36-78 | 9-18 | 50 | 15 | 81 |

| Florida St. | FG-A | FT-A | RB | PF | TP |
|-----------------|--------------|--------------|-----------|-----------|-----------|
| Reggie Royals | 5-7 | 5-6 | 10 | 5 | 15 |
| Rowland Garrett | 1-9 | 1-1 | 5 | 1 | 3 |
| Lawrence McCray | 3-6 | 2-5 | 6 | 4 | 8 |
| Ron King | 12-20 | 3-3 | 6 | 1 | 27 |
| Greg Samuel | 3-10 | 0-0 | 1 | 1 | 6 |
| Ron Harris | 7-13 | 2-3 | 6 | 1 | 16 |
| Otto Petty | 0-0 | 1-1 | 0 | 1 | 1 |
| Ottis Cole | 0-2 | 0-0 | 2 | 1 | 0 |
| Team | | | 6 | | |
| Totals | 31-67 | 14-19 | 42 | 15 | 76 |

Halftime: UCLA 50, Florida St. 39. Officials: Irv Brown, Bobby Scott. Attendance: 15,063.



1974 North Carolina State—Front Row (left to right): Manager Mike Sloan, Steve Smoral, Craig Kuszmaul, Mark Moeller, Monte Towe, David Thompson, Greg Hawkins, Moe Rivers and Bruce Dayhuff. **Middle Row:** Assistant coach Eddie Biedenbach, assistant coach Art Musselman, Steve Nuce, Dwight Johnson, Jerry Hunt, Tim Stoddard, Steve Smith, Ken Gehring, assistant coach Sam Esposito and head coach Norm Sloan. **Back Row:** Bill Lake, Tom Burleson, Phil Spence and Mike Buurma.

1973 CHAMPIONSHIP GAME, MARCH 26 AT ST. LOUIS

UCLA 87, MEMPHIS 66


| UCLA | FG-A | FT-A | RB | PF | TP |
|------------------|--------------|-------------|-----------|-----------|-----------|
| Keith Wilkes | 8-14 | 0-0 | 7 | 2 | 16 |
| Larry Farmer | 1-4 | 0-0 | 2 | 2 | 2 |
| Bill Walton | 21-22 | 2-5 | 13 | 4 | 44 |
| Greg Lee | 1-1 | 3-3 | 3 | 2 | 5 |
| Larry Hollyfield | 4-7 | 0-0 | 3 | 4 | 8 |
| Tommy Curtis | 1-4 | 2-2 | 3 | 1 | 4 |
| Dave Meyers | 2-7 | 0-0 | 3 | 1 | 4 |
| Swen Nater | 1-1 | 0-0 | 3 | 2 | 2 |
| Gary Franklin | 1-2 | 0-1 | 1 | 0 | 2 |
| Vince Carson | 0-0 | 0-0 | 0 | 0 | 0 |
| Bob Webb | 0-0 | 0-0 | 0 | 0 | 0 |
| Team | | | 2 | | |
| Totals | 40-62 | 7-11 | 40 | 18 | 87 |

| Memphis | FG-A | FT-A | RB | PF | TP |
|----------------|--------------|--------------|-----------|-----------|-----------|
| Bill Buford | 3-7 | 1-2 | 3 | 1 | 7 |
| Larry Kenon | 8-16 | 4-4 | 8 | 3 | 20 |
| Ron Robinson | 3-6 | 0-1 | 7 | 4 | 6 |
| Bill Laurie | 0-1 | 0-0 | 0 | 0 | 0 |
| Larry Finch | 9-21 | 11-13 | 1 | 2 | 29 |
| Bill Cook | 1-4 | 2-2 | 0 | 1 | 4 |
| Wes Westfall | 0-1 | 0-0 | 0 | 5 | 0 |
| Clarence Jones | 0-0 | 0-0 | 0 | 0 | 0 |
| Jerry Tetzlaff | 0-0 | 0-2 | 0 | 1 | 0 |
| Jim Liss | 0-1 | 0-0 | 0 | 0 | 0 |
| Ken Andrews | 0-0 | 0-0 | 0 | 0 | 0 |
| Doug McKinney | 0-0 | 0-0 | 0 | 0 | 0 |
| Team | | | 2 | | |
| Totals | 24-57 | 18-24 | 21 | 17 | 66 |

Turnovers: UCLA 17, Memphis 8. Halftime: Tied at 39. Technical fouls: Hollyfield, Kenon. Officials: Jim Howell, Joe Shosid. Attendance: 19,301.



1975 UCLA—Front Row (left to right): Marvin Thomas, Gavin Smith, Jim Spillane, Ray Townsend, Pete Trgovich and Andre McCarter. **Back Row:** Head coach John Wooden, assistant coach Gary Cunningham, Marques Johnson, Dave Meyers, Richard Washington, Ralph Drollinger, Brett Vroman, Wilbert Olinde, Casey Corliss, Frank Arnold and manager Les Friedman.



1976 Indiana—Front Row (left to right): Bobby Wilkerson, Jim Crews, Scott May, Quinn Buckner, Tom Abernethy and Kent Benson. **Second Row:** Manager Tim Walker, Rich Valavicius, Mark Haymore, Scott Eells, Wayne Radford, Bob Bender and manager Chuck Swenson. **Third Row:** Head coach Bob Knight, assistant coach Harold Andreas, Jim Roberson, Jim Wisman, assistant coach Bob Donewald and assistant coach Bob Weltlich.

1974 CHAMPIONSHIP GAME, MARCH 25 AT GREENSBORO, NC

NORTH CAROLINA ST. 76, MARQUETTE 64


| North Carolina St. | FG-A | FT-A | RB | PF | TP |
|--------------------|--------------|--------------|-----------|-----------|-----------|
| Tim Stoddard | 3-4 | 2-2 | 7 | 5 | 8 |
| David Thompson | 7-12 | 7-8 | 7 | 3 | 21 |
| Tom Burleson | 6-9 | 2-6 | 11 | 4 | 14 |
| Moe Rivers | 4-9 | 6-9 | 2 | 2 | 14 |
| Monte Towe | 5-10 | 6-7 | 3 | 1 | 16 |
| Phil Spence | 1-2 | 1-2 | 3 | 2 | 3 |
| Mark Moeller | 0-0 | 0-0 | 0 | 0 | 0 |
| Team | | | 1 | | |
| Totals | 26-46 | 24-34 | 34 | 17 | 76 |

| Marquette | FG-A | FT-A | RB | PF | TP |
|-------------------|--------------|--------------|-----------|-----------|-----------|
| Bo Ellis | 6-16 | 0-0 | 11 | 5 | 12 |
| Earl Tatum | 2-7 | 0-0 | 3 | 4 | 4 |
| Maurice Lucas | 7-13 | 7-9 | 13 | 4 | 21 |
| Lloyd Walton | 4-10 | 0-0 | 2 | 2 | 8 |
| Marcus Washington | 3-13 | 5-8 | 4 | 3 | 11 |
| Ed Daniels | 1-3 | 1-2 | 0 | 3 | 3 |
| Rick Campbell | 2-3 | 0-0 | 1 | 3 | 4 |
| Jerry Homan | 0-4 | 1-2 | 6 | 2 | 1 |
| Dave Delsman | 0-0 | 0-0 | 0 | 2 | 0 |
| Barry Brennan | 0-0 | 0-0 | 0 | 1 | 0 |
| Team | | | 3 | | |
| Totals | 25-69 | 14-21 | 43 | 29 | 64 |

Turnovers: North Carolina St. 23, Marquette 18. Halftime: North Carolina St. 39, Marquette 30. Technical fouls: Marquette coach Al McGuire 2. Officials: Irv Brown, Jim Howell. Attendance: 15,742.



1977 Marquette—(Left to right): Jim Boylan, Bill Neary, Ulice Payne, Butch Lee, Jim Dudley, Gary Rosenberger, Bernard Toone, Jerome Whitehead, Craig Butrym, Robert Byrd and Bo Ellis.



1978 Kentucky—Front Row (left to right): Head coach Joe Hall, Jay Shidler, Dwane Casey, Kyle Macy, Jack Givens, Tim Stephens, Chris Gettelfinger, Truman Claytor and assistant coach Dick Parsons. Back Row: Assistant athletic trainer Walt McCombs, manager Don Sullivan, LaVon Williams, Scott Courts, Mike Phillips, Rick Robey, Chuck Aleksinas, Fred Cowan, James Lee, assistant coach Leonard Hamilton and assistant coach Joe Dean Jr.

1975 CHAMPIONSHIP GAME, MARCH 31 AT SAN DIEGO

UCLA 92, KENTUCKY 85

| UCLA | FG-A | FT-A | RB | PF | TP |
|--------------------|-------|------|----|----|----|
| Dave Meyers | 9-18 | 6-7 | 11 | 4 | 24 |
| Marques Johnson | 3-9 | 0-1 | 7 | 2 | 6 |
| Richard Washington | 12-23 | 4-5 | 12 | 4 | 28 |
| Andre McCarter | 3-6 | 2-3 | 2 | 1 | 8 |
| Pete Trgovich | 7-16 | 2-4 | 5 | 4 | 16 |
| Ralph Drollinger | 4-6 | 2-5 | 13 | 4 | 10 |
| Team | | 5 | | | |

Totals 38-78 | 16-25 | 55 | 19 | 92

| Kentucky | FG-A | FT-A | RB | PF | TP |
|------------------|-------|------|----|----|----|
| Kevin Grevey | 13-30 | 8-10 | 5 | 4 | 34 |
| Bob Guyette | 7-11 | 2-2 | 7 | 3 | 16 |
| Rick Robey | 1-3 | 0-0 | 9 | 5 | 2 |
| Jimmy Dan Conner | 4-12 | 1-2 | 5 | 1 | 9 |
| Mike Flynn | 3-9 | 4-5 | 3 | 4 | 10 |
| Jack Givens | 3-10 | 2-3 | 6 | 3 | 8 |
| Larry Johnson | 0-3 | 0-0 | 3 | 3 | 0 |
| Mike Phillips | 1-7 | 2-3 | 6 | 4 | 4 |
| James Lee | 0-0 | 0-0 | 0 | 1 | 0 |
| Dan Hall | 1-1 | 0-0 | 1 | 0 | 2 |

Totals 33-86 | 19-25 | 49 | 28 | 85

Turnovers: UCLA 13, Kentucky 13. Halftime: UCLA 43, Kentucky 40. Technical foul: Meyers. Officials: Hank Nichols, Bob Wortman. Attendance: 15,151.



1979 Michigan State—Front Row (left to right): Manager Randy Bishop, equipment manager Ed Belloli, assistant coach Fred Paulsen, assistant coach Bill Berry, head coach Jud Heathcote, assistant coach Dave Harshman, athletic trainer Clint Thompson and manager Darwin Payton. **Back Row:** Terry Donnelly, Greg Lloyd, Gerald Gilkie, Don Brkovich, Rick Kaye, Ron Charles, Magic Johnson, Greg Kelsner, Jay Vincent, Rob Gonzalez, Mike Brkovich, Jamie Huffman and Mike Longaker.

1976 CHAMPIONSHIP GAME, MARCH 29 AT PHILADELPHIA

INDIANA 86, MICHIGAN 68


| Indiana | FG-A | FT-A | RB | PF | TP |
|-----------------|-------|------|----|----|----|
| Scott May | 10-17 | 6-6 | 8 | 4 | 26 |
| Tom Abernethy | 4-8 | 3-3 | 4 | 2 | 11 |
| Kent Benson | 11-20 | 3-5 | 9 | 3 | 25 |
| Bobby Wilkerson | 0-1 | 0-0 | 0 | 1 | 0 |
| Quinn Buckner | 5-10 | 6-9 | 8 | 4 | 16 |
| Wayne Radford | 0-1 | 0-0 | 1 | 0 | 0 |
| Jim Wisman | 0-1 | 2-3 | 1 | 4 | 2 |
| Jim Crews | 0-1 | 2-2 | 1 | 1 | 2 |
| Rich Valavicius | 1-1 | 0-0 | 0 | 0 | 2 |
| Bob Bender | 0-0 | 0-0 | 0 | 0 | 0 |
| Mark Haymore | 1-1 | 0-0 | 1 | 0 | 2 |
| Team | | 3 | | | |

Totals 32-61 | 22-28 | 36 | 19 | 86

| Michigan | FG-A | FT-A | RB | PF | TP |
|---------------|------|------|----|----|----|
| Wayman Britt | 5-6 | 1-1 | 3 | 5 | 11 |
| John Robinson | 4-8 | 0-1 | 6 | 2 | 8 |
| Phil Hubbard | 4-8 | 2-2 | 11 | 5 | 10 |
| Rickey Green | 7-16 | 4-5 | 6 | 3 | 18 |
| Steve Grote | 4-9 | 4-6 | 1 | 4 | 12 |
| Dave Baxter | 0-2 | 0-0 | 0 | 2 | 0 |
| Alan Hardy | 1-2 | 0-0 | 2 | 0 | 2 |
| Joel Thompson | 0-0 | 0-0 | 0 | 0 | 0 |
| Tom Staton | 2-5 | 3-4 | 2 | 3 | 7 |
| Tom Bergen | 0-1 | 0-0 | 0 | 1 | 0 |
| Team | | 1 | | | |

Totals 27-57 | 14-19 | 32 | 25 | 68

Turnovers: Indiana 13, Michigan 19. Halftime: Michigan 35, Indiana 29. Officials: Irv Brown, Bob Wortman. Attendance: 17,540.



1980 Louisville—Front Row (left to right): Manager Randy Bufford, Greg Deuser, Jerry Eaves, Roger Burkman, head coach Denny Crum, Darrell Griffith, Tony Branch, Poncho Wright and manager Lambert Jemley. **Back Row:** Assistant coach Jerry Jones, graduate assistant coach Mark McDonald, Rodney McCray, Daryl Cleveland, Marty Pulliam, Scooter McCray, Wiley Brown, Derek Smith, assistant coach Wade Houston, assistant head coach Bill Olsen and athletic trainer Steve Donohue.

1977 CHAMPIONSHIP GAME, MARCH 28 AT ATLANTA MARQUETTE 67, NORTH CAROLINA 59

| Marquette | FG-A | FT-A | RB | PF | TP |
|------------------|--------------|--------------|-----------|-----------|-----------|
| Bo Ellis | 5-9 | 4-5 | 9 | 4 | 14 |
| Bill Neary | 0-2 | 0-0 | 0 | 1 | 0 |
| Jerome Whitehead | 2-8 | 4-4 | 11 | 2 | 8 |
| Butch Lee | 6-14 | 7-7 | 3 | 1 | 19 |
| Jim Boylan | 5-7 | 4-4 | 4 | 3 | 14 |
| Bernard Toone | 3-6 | 0-1 | 0 | 1 | 6 |
| Gary Rosenberger | 1-1 | 4-4 | 1 | 1 | 6 |
| Team | | | 1 | | |
| Totals | 22-47 | 23-25 | 29 | 13 | 67 |
| North Carolina | FG-A | FT-A | RB | PF | TP |
| Walter Davis | 6-13 | 8-10 | 8 | 4 | 20 |
| Mike O'Koren | 6-10 | 2-4 | 11 | 5 | 14 |
| Rich Yonakor | 3-5 | 0-0 | 4 | 0 | 6 |
| Phil Ford | 3-10 | 0-0 | 2 | 3 | 6 |
| John Kuester | 2-6 | 1-2 | 0 | 5 | 5 |
| Steve Krafcisin | 1-1 | 0-0 | 0 | 0 | 2 |
| Tom Zaliagiris | 2-3 | 0-0 | 0 | 3 | 4 |
| Dudley Bradley | 1-1 | 0-0 | 0 | 2 | 2 |
| Bruce Buckley | 0-1 | 0-0 | 0 | 1 | 0 |
| Jeff Wolf | 0-1 | 0-0 | 1 | 0 | 0 |
| Dave Colescott | 0-0 | 0-0 | 0 | 0 | 0 |
| Woody Coley | 0-0 | 0-0 | 0 | 0 | 0 |
| Ged Doughton | 0-0 | 0-0 | 0 | 0 | 0 |
| John Virgil | 0-0 | 0-0 | 0 | 1 | 0 |
| Team | | | 2 | | |
| Totals | 24-51 | 11-16 | 28 | 24 | 59 |

Turnovers: Marquette 11, North Carolina 14. Halftime: Marquette 39, North Carolina 27. Technical foul: Toone. Officials: Reggie Copeland, Paul Galvan. Attendance: 16,086.

1978 CHAMPIONSHIP GAME, MARCH 27 AT ST. LOUIS KENTUCKY 94, DUKE 88

| Kentucky | FG-A | FT-A | RB | PF | TP |
|--------------------|--------------|--------------|-----------|-----------|-----------|
| Jack Givens | 18-27 | 5-8 | 8 | 4 | 41 |
| Rick Robey | 8-11 | 4-6 | 11 | 2 | 20 |
| Mike Phillips | 1-4 | 2-2 | 2 | 5 | 4 |
| Kyle Macy | 3-3 | 3-4 | 0 | 1 | 9 |
| Truman Claytor | 3-5 | 2-4 | 0 | 2 | 8 |
| James Lee | 4-8 | 0-0 | 4 | 4 | 8 |
| Jay Shidler | 1-5 | 0-1 | 1 | 3 | 2 |
| LaVon Williams | 1-3 | 0-0 | 4 | 2 | 2 |
| Chuck Aleksinas | 0-0 | 0-0 | 0 | 1 | 0 |
| Fred Cowan | 0-2 | 0-0 | 2 | 1 | 0 |
| Tim Stephens | 0-0 | 0-0 | 0 | 0 | 0 |
| Scott Courts | 0-0 | 0-0 | 0 | 0 | 0 |
| Chris Gettelfinger | 0-0 | 0-0 | 0 | 0 | 0 |
| Dwane Casey | 0-0 | 0-0 | 0 | 0 | 0 |
| Team | | | 0 | | |
| Totals | 39-68 | 16-25 | 32 | 25 | 94 |
| Duke | FG-A | FT-A | RB | PF | TP |
| Eugene Banks | 6-12 | 10-12 | 8 | 2 | 22 |
| Kenny Dennard | 5-7 | 0-0 | 9 | 5 | 10 |
| Mike Gminski | 6-16 | 8-8 | 12 | 3 | 20 |
| John Harrell | 2-2 | 0-0 | 0 | 3 | 4 |
| Jim Spanarkel | 8-16 | 5-6 | 2 | 4 | 21 |
| Bob Bender | 1-2 | 5-5 | 1 | 3 | 7 |
| Jim Suddath | 1-3 | 2-3 | 2 | 1 | 4 |
| Scott Goetsch | 0-1 | 0-0 | 1 | 1 | 0 |
| Team | | | 1 | | |
| Totals | 29-59 | 30-34 | 36 | 22 | 88 |


Turnovers: Kentucky 14, Duke 17. Halftime: Kentucky 45, Duke 38. Technical fouls: Duke




1981 Indiana—Front Row (left to right): Manager Steve Skoronski, Eric Kirchner, Ray Tolbert, Glen Grunwald, Steve Risley and Phil Isenbarger. Middle Row: Assistant coach Gerry Gimelstob, assistant coach Jene Davis, Chuck Franz, Randy Wittman, Isiah Thomas, Ted Kitchel, assistant coach Jim Crews and athletic trainer Bob Young. Back Row: Team physician Dr. Brad Bomba, head coach Bob Knight, Landon Turner, Mike LaFave, Steve Bouchie, Tony Brown, Jim Thomas and volunteer coach Steve Downing.



1982 North Carolina—Front Row (left to right): Athletic trainer Marc Davis, assistant coach Roy Williams, head coach Dean Smith, Jimmy Braddock, Jeb Barlow, Jimmy Black, Chris Brust, Lynwood Robinson, manager Chuck Duckett, assistant coach Eddie Fogler and assistant coach Bill Guthridge. Back Row: Manager David Hart, manager Ralph Meekins, Dean Shaffer, Michael Jordan, James Worthy, John Brownlee, Timo Makkonen, Warren Martin, Sam Perkins, Matt Doherty, Cecil Exum, Buzz Peterson and manager David Daly.



1983 North Carolina State—Front Row (left to right): Alvin Battle, Thurl Bailey, Sidney Lowe, Dereck Whittenburg, Quinton Leonard and Harold Thompson. **Middle Row:** George McClain, Walt Densmore, Dinky Proctor, Cozell McQueen, Lorenzo Charles, Mike Warren, Terry Gannon and Ernie Myers. **Back Row:** Manager Gary Bryant, head athletic trainer Craig Sink, assistant coach Ed McLean, assistant coach Ray Martin, head coach Jim Valvano, assistant coach Tom Abatemarco, graduate assistant coach Max Perry, manager Steve Whitt and assistant athletic trainer Jim Rehbock.




1984 Georgetown—Front Row (left to right): Bill Martin, Gene Smith, manager Steve Wolf, Fred Brown and Ralph Dalton. **Back Row:** Manager George Jackson, Michael Jackson, Clifton Dairsow, Victor Morris, Patrick Ewing, Michael Graham, Reggie Williams, David Wingate, Horace Broadnax and manager David Greene.

1979 CHAMPIONSHIP GAME, MARCH 26 AT SALT LAKE CITY MICHIGAN ST. 75, INDIANA ST. 64

| Michigan St. | FG-A | FT-A | RB | PF | TP |
|----------------|--------------|--------------|-----------|-----------|-----------|
| Greg Kelser | 7-13 | 5-6 | 8 | 4 | 19 |
| Magic Johnson | 8-15 | 8-10 | 7 | 3 | 24 |
| Jay Vincent | 2-5 | 1-2 | 2 | 4 | 5 |
| Terry Donnelly | 5-5 | 5-6 | 4 | 2 | 15 |
| Mike Brkovich | 1-2 | 3-7 | 4 | 1 | 5 |
| Ron Charles | 3-3 | 1-2 | 7 | 5 | 7 |
| Mike Longaker | 0-0 | 0-0 | 0 | 0 | 0 |
| Rob Gonzalez | 0-0 | 0-0 | 0 | 0 | 0 |
| Team | | | 2 | | |
| Totals | 26-43 | 23-33 | 34 | 19 | 75 |

| Indiana St. | FG-A | FT-A | RB | PF | TP |
|---------------|--------------|--------------|-----------|-----------|-----------|
| Brad Miley | 0-0 | 0-1 | 3 | 1 | 0 |
| Alex Gilbert | 2-3 | 0-4 | 4 | 4 | 4 |
| Larry Bird | 7-21 | 5-8 | 13 | 3 | 19 |
| Carl Nicks | 7-14 | 3-6 | 2 | 5 | 17 |
| Steve Reed | 4-9 | 0-0 | 0 | 4 | 8 |
| Bob Heaton | 4-14 | 2-2 | 6 | 2 | 10 |
| Leroy Staley | 2-2 | 0-1 | 3 | 2 | 4 |
| Rich Nemcek | 1-1 | 0-0 | 0 | 3 | 2 |
| Team | | | 3 | | |
| Totals | 27-64 | 10-22 | 34 | 24 | 64 |

Turnovers: Michigan St. 16, Indiana St. 10. Halftime: Michigan St. 37, Indiana St. 28. Technical fouls: Bird. Officials: Gary Muncy, Hank Nichols, Lenny Wirtz. Attendance: 15,410.




1985 Villanova—Front Row (left to right): Dwight Wilbur, Veltra Dawson, R.C. Massimino, Gary McLain, Brian Harrington, Harold Jensen and Steve Pinone. **Back Row:** Wyatt Maker, Ed Pinckney, Mark Plansky, Harold Pressley, head coach Rollie Massimino, Dwayne McClain, Connally Brown and Chuck Everson.

1980 CHAMPIONSHIP GAME, MARCH 24 AT INDIANAPOLIS LOUISVILLE 59, UCLA 54

| Louisville | FG-A | FT-A | RB | PF | TP |
|------------------|--------------|--------------|-----------|-----------|-----------|
| Rodney McCray | 2-4 | 3-4 | 11 | 4 | 7 |
| Derek Smith | 3-9 | 3-4 | 5 | 2 | 9 |
| Wiley Brown | 4-12 | 0-2 | 7 | 3 | 8 |
| Jerry Eaves | 4-7 | 0-2 | 3 | 3 | 8 |
| Darrell Griffith | 9-16 | 5-8 | 2 | 3 | 23 |
| Tony Branch | 0-0 | 0-0 | 0 | 0 | 0 |
| Roger Burkman | 0-1 | 0-0 | 1 | 4 | 0 |
| Poncho Wright | 2-4 | 0-0 | 4 | 1 | 4 |
| Team | | | 3 | | |
| Totals | 24-53 | 11-20 | 36 | 20 | 59 |

| UCLA | FG-A | FT-A | RB | PF | TP |
|-----------------|--------------|--------------|-----------|-----------|-----------|
| Kiki Vandeweghe | 4-9 | 6-6 | 7 | 3 | 14 |
| James Wilkes | 1-4 | 0-0 | 6 | 3 | 2 |
| Mike Sanders | 4-10 | 2-4 | 6 | 4 | 10 |
| Rod Foster | 6-15 | 4-4 | 1 | 3 | 16 |
| Michael Holton | 1-3 | 2-2 | 2 | 2 | 4 |
| Darren Daye | 1-3 | 0-0 | 1 | 1 | 2 |
| Cliff Pruitt | 2-8 | 2-2 | 6 | 2 | 6 |
| Tony Anderson | 0-0 | 0-0 | 0 | 0 | 0 |
| Darrell Allums | 0-0 | 0-0 | 2 | 0 | 0 |
| Team | | | 3 | | |
| Totals | 19-52 | 16-18 | 34 | 18 | 54 |

Turnovers: Louisville 17, UCLA 16. Halftime: UCLA 28, Louisville 26. Officials: Larry Lembo, Hank Nichols, Rich Weiler. Attendance: 16,637.



1986 Louisville—Front Row (left to right): Kevin Walls, Chris West, Mike Abram and Keith Williams. **Middle Row:** Herbert Crook, Jeff Hall, Billy Thompson, head coach Denny Crum, Milt Wagner, Robbie Valentine and Mark McSwain. **Back Row:** Manager Jeff Witt, athletic trainer Jerry May, assistant coach Jerry Jones, assistant coach Wade Houston, Avery Marshall, David Robinson, Will Olliges, Pervis Ellison, Kenny Payne, Tony Kimbro, assistant coach Bobby Dotson, conditioning coordinator Doug Semenick and graduate assistant coach Jeff Van Pelt.

1981 CHAMPIONSHIP GAME, MARCH 30 AT PHILADELPHIA INDIANA 63, NORTH CAROLINA 50


| Indiana | FG-A | FT-A | RB | PF | TP |
|---------------|------|------|----|----|----|
| Landon Turner | 5-8 | 2-2 | 6 | 5 | 12 |
| Ted Kitchel | 0-1 | 0-0 | 0 | 3 | 0 |
| Ray Tolbert | 1-4 | 3-6 | 11 | 0 | 5 |
| Randy Wittman | 7-13 | 2-2 | 4 | 2 | 16 |
| Isiah Thomas | 8-17 | 7-8 | 2 | 4 | 23 |
| Jim Thomas | 1-4 | 0-0 | 4 | 2 | 2 |
| Steve Risley | 1-1 | 3-4 | 4 | 1 | 5 |
| Team | | | 2 | | |

Totals 23-48 | 17-22 | 33 | 17 | 63

| North Carolina | FG-A | FT-A | RB | PF | TP |
|----------------|------|------|----|----|----|
| Al Wood | 6-13 | 6-9 | 6 | 4 | 18 |
| James Worthy | 3-11 | 1-2 | 6 | 5 | 7 |
| Sam Perkins | 5-8 | 1-2 | 8 | 3 | 11 |
| Mike Pepper | 2-5 | 2-2 | 1 | 1 | 6 |
| Jimmy Black | 3-4 | 0-0 | 2 | 5 | 6 |
| Jimmy Braddock | 0-2 | 0-0 | 0 | 1 | 0 |
| Eric Kenny | 0-1 | 0-0 | 1 | 0 | 0 |
| Pete Budko | 0-1 | 0-0 | 1 | 0 | 0 |
| Matt Doherty | 1-2 | 0-1 | 4 | 4 | 2 |
| Chris Brust | 0-0 | 0-0 | 0 | 0 | 0 |
| Team | | | 0 | | |

Totals 20-47 | 10-16 | 29 | 23 | 50

Turnovers: Indiana 14, North Carolina 19. Halftime: Indiana 27, North Carolina 26. Technical foul: Turner. Officials: Ken Lauderdale, Lou Moser, Booker Turner. Attendance: 18,276.



1987 Indiana—Front Row (left to right): Todd Jadlow, Keith Smart, Todd Meier, Steve Alford, Daryl Thomas, Dean Garrett, Kreigh Smith and Joe Hillman. **Second Row:** Tony Freeman, Dave Minor, Jeff Oliphant, Brian Sloan, Steve Eyl, Magnus Pelkowski and Rick Calloway. **Third Row:** Athletic trainer Tim Garl, assistant coach Ron Felling, assistant coach Joby Wright, head coach Bob Knight, assistant coach Kohn Smith, assistant coach Royce Waltman and team physician Dr. Brad Bomba. **Back Row:** Graduate assistant coach Julio Salazar, manager Mike McGlothlin, manager Bill Himbrook, graduate assistant coach Murry Bartow and graduate assistant coach Dan Dakich.

1982 CHAMPIONSHIP GAME, MARCH 29 AT NEW ORLEANS

NORTH CAROLINA 63, GEORGETOWN 62


| North Carolina | FG-A | FT-A | RB | PF | TP |
|----------------|-------|------|----|----|----|
| Matt Doherty | 1-3 | 2-3 | 3 | 0 | 4 |
| James Worthy | 13-17 | 2-7 | 4 | 3 | 28 |
| Sam Perkins | 3-7 | 4-6 | 7 | 2 | 10 |
| Jimmy Black | 1-4 | 2-2 | 3 | 2 | 4 |
| Michael Jordan | 7-13 | 2-2 | 9 | 2 | 16 |
| Buzz Peterson | 0-3 | 0-0 | 1 | 0 | 0 |
| Chris Brust | 0-0 | 1-2 | 1 | 1 | 1 |
| Jimmy Braddock | 0-0 | 0-0 | 0 | 1 | 0 |
| Team | | | 2 | | |

Totals 25-47 | 13-22 | 30 | 11 | 63

| Georgetown | FG-A | FT-A | RB | PF | TP |
|---------------|-------|------|----|----|----|
| Eric Smith | 6-8 | 2-2 | 3 | 5 | 14 |
| Mike Hancock | 0-2 | 0-0 | 0 | 1 | 0 |
| Patrick Ewing | 10-15 | 3-3 | 11 | 4 | 23 |
| Fred Brown | 1-2 | 2-2 | 2 | 4 | 4 |
| Eric Floyd | 9-17 | 0-0 | 3 | 2 | 18 |
| Ed Spriggs | 0-2 | 1-2 | 1 | 2 | 1 |
| Gene Smith | 0-0 | 0-0 | 0 | 1 | 0 |
| Anthony Jones | 1-3 | 0-0 | 0 | 0 | 2 |
| Bill Martin | 0-2 | 0-0 | 0 | 1 | 0 |
| Team | | | 2 | | |

Totals 27-51 | 8-9 | 20 | 20 | 62

Turnovers: North Carolina 13, Georgetown 12. Halftime: Georgetown 32, North Carolina 31. Officials: John Dabrow, Bobby Dibbler, Hank Nichols. Attendance: 61,612.




1988 Kansas—Front Row (left to right): Lincoln Minor, Jeff Guedner, Milt Newton, Kevin Pritchard, Otis Levingston, Scooter Barry, Keith Harris and Mike Maddox. **Back Row:** Mark Randall, Sean Alvarado, Mike Masucci, Marvin Branch, Danny Manning, Chris Piper, Archie Marshall and manager Bill Pope. *Not pictured:* Clint Normore and Marvin Mattox.

1983 CHAMPIONSHIP GAME, APRIL 4 AT ALBUQUERQUE, NM NORTH CAROLINA ST. 54, HOUSTON 52

| North Carolina St. | FG-A | FT-A | RB | PF | TP |
|--------------------|--------------|-------------|-----------|-----------|-----------|
| Terry Gannon | 3-4 | 1-2 | 1 | 3 | 7 |
| Dereck Whittenburg | 6-17 | 2-2 | 5 | 3 | 14 |
| Ernie Myers | 0-0 | 0-0 | 1 | 0 | 0 |
| Alvin Battle | 0-1 | 2-2 | 1 | 1 | 2 |
| Sidney Lowe | 4-9 | 0-1 | 0 | 2 | 8 |
| Thurl Bailey | 7-16 | 1-2 | 5 | 1 | 15 |
| Lorenzo Charles | 2-7 | 0-0 | 7 | 2 | 4 |
| Cozell McQueen | 1-5 | 2-2 | 12 | 4 | 4 |
| Team | | | 2 | | |
| Totals | 23-59 | 8-11 | 34 | 16 | 54 |

| Houston | FG-A | FT-A | RB | PF | TP |
|----------------|--------------|--------------|-----------|-----------|-----------|
| Clyde Drexler | 1-5 | 2-2 | 2 | 4 | 4 |
| Larry Micheaux | 2-6 | 0-0 | 6 | 1 | 4 |
| Akeem Olajuwon | 7-15 | 6-7 | 18 | 1 | 20 |
| Alvin Franklin | 2-6 | 0-1 | 0 | 0 | 4 |
| Michael Young | 3-10 | 0-4 | 8 | 0 | 6 |
| Reid Gettys | 2-2 | 0-0 | 2 | 3 | 4 |
| Benny Anders | 4-9 | 2-5 | 2 | 2 | 10 |
| Bryan Williams | 0-1 | 0-0 | 4 | 3 | 0 |
| David Rose | 0-1 | 0-0 | 1 | 2 | 0 |
| Team | | | 1 | | |
| Totals | 21-55 | 10-19 | 44 | 16 | 52 |

Turnovers: North Carolina St. 6, Houston 13. Halftime: North Carolina St. 33, Houston 25. Officials: Joe Forte, Paul Housman, Hank Nichols. Attendance: 17,327.



1989 Michigan—Front Row (left to right): Head coach Steve Fisher, Mike Griffin, Sean Higgins, Glen Rice, Loy Vaught, Mark Hughes, Terry Mills, J.P. Oosterbaan and Mike Boyd. **Back Row:** Dan Minert, Joe Czupek, Marc Koenig, Demetrius Calip, Rob Pelinka, Chris Seter, James Voskuil, Kirk Tayler, Rumeal Robinson, Brian Dutcher and Bob Bland. *Not pictured: Eric Riley.*


1984 CHAMPIONSHIP GAME, APRIL 2 AT SEATTLE

| Georgetown | FG-A | FT-A | RB | A | PF | TP |
|-----------------|--------------|--------------|-----------|-----------|-----------|-----------|
| Ralph Dalton | 0-0 | 0-0 | 2 | 0 | 1 | 0 |
| David Wingate | 5-10 | 6-9 | 1 | 3 | 4 | 16 |
| Patrick Ewing | 4-8 | 2-2 | 9 | 3 | 4 | 10 |
| Fred Brown | 1-2 | 2-2 | 4 | 4 | 4 | 4 |
| Michael Jackson | 3-4 | 5-5 | 0 | 6 | 4 | 11 |
| Bill Martin | 3-6 | 0-0 | 2 | 0 | 0 | 6 |
| Horace Broadnax | 2-3 | 0-0 | 0 | 0 | 2 | 4 |
| Reggie Williams | 9-18 | 1-2 | 7 | 3 | 2 | 19 |
| Michael Graham | 7-9 | 0-2 | 5 | 0 | 4 | 14 |
| Victor Morris | 0-0 | 0-0 | 0 | 0 | 0 | 0 |
| Team | | | 0 | | | |
| Totals | 34-60 | 16-22 | 30 | 19 | 25 | 84 |

| Houston | FG-A | FT-A | RB | A | PF | TP |
|------------------|--------------|--------------|-----------|-----------|-----------|-----------|
| Rickie Winslow | 0-1 | 2-2 | 6 | 3 | 4 | 2 |
| Michael Young | 8-21 | 2-3 | 5 | 1 | 3 | 18 |
| Akeem Olajuwon | 6-9 | 3-7 | 9 | 0 | 4 | 15 |
| Alvin Franklin | 8-15 | 5-6 | 2 | 9 | 3 | 21 |
| Reid Gettys | 3-3 | 0-0 | 1 | 7 | 2 | 6 |
| Derek Giles | 0-0 | 0-0 | 0 | 0 | 0 | 0 |
| Benny Anders | 2-2 | 0-2 | 0 | 0 | 0 | 4 |
| Greg Anderson | 1-1 | 0-0 | 2 | 0 | 0 | 2 |
| Braxton Clark | 0-0 | 0-0 | 0 | 0 | 0 | 0 |
| Eric Dickens | 2-3 | 1-2 | 0 | 0 | 5 | 5 |
| Renaldo Thomas | 0-0 | 0-0 | 0 | 0 | 0 | 0 |
| James Weaver | 0-0 | 0-0 | 0 | 0 | 0 | 0 |
| Gary Orsak | 1-1 | 0-0 | 0 | 0 | 0 | 2 |
| Marvin Alexander | 0-0 | 0-0 | 1 | 0 | 0 | 0 |
| Stacey Belcher | 0-0 | 0-0 | 0 | 0 | 0 | 0 |
| Team | | | 0 | | | |
| Totals | 31-56 | 13-22 | 26 | 20 | 21 | 75 |

Turnovers: Georgetown 9, Houston 20. Halftime: Georgetown 40, Houston 30. Officials: Ron Spittler, Mike Tanco, Booker Turner. Attendance: 38,471.

GEORGETOWN 84, HOUSTON 75




1990 UNLV—Front Row (left to right): Bryan Emerzian, Byron Wesley, Dan Bisek, Sean Watkins and Dave Rice. **Middle Row:** Greg Anthony, James Jones, David Butler, Anderson Hunt, Travis Bice, Barry Young, Moses Scurry and Stacey Augmon. **Back Row:** Assistant coach Cleveland Edwards, assistant coach Ron Ganulin, Ed Goorjian, Rob Orellana, Chris Jeter, George Ackles, Larry Johnson, assistant coach Tim Grgurich, assistant coach Denny Hovanec and head coach Jerry Tarkanian.

1985 CHAMPIONSHIP GAME, APRIL 1 AT LEXINGTON, KY VILLANOVA 66, GEORGETOWN 64

| Villanova | FG-A | FT-A | RB | A | PF | TP |
|-----------------|--------------|--------------|-----------|-----------|-----------|-----------|
| Harold Pressley | 4-6 | 3-4 | 4 | 1 | 1 | 11 |
| Dwayne McClain | 5-7 | 7-8 | 1 | 3 | 3 | 17 |
| Ed Pinckney | 5-7 | 6-7 | 6 | 5 | 3 | 16 |
| Dwight Wilbur | 0-0 | 0-0 | 0 | 1 | 0 | 0 |
| Gary McLain | 3-3 | 2-2 | 2 | 2 | 2 | 8 |
| Harold Jensen | 5-5 | 4-5 | 1 | 2 | 2 | 14 |
| Mark Plansky | 0-0 | 0-1 | 0 | 0 | 1 | 0 |
| Chuck Everson | 0-0 | 0-0 | 0 | 0 | 0 | 0 |
| Team | | | 3 | | | |
| Totals | 22-28 | 22-27 | 17 | 14 | 12 | 66 |

| Georgetown | FG-A | FT-A | RB | A | PF | TP |
|-----------------|--------------|------------|-----------|-----------|-----------|-----------|
| Bill Martin | 4-6 | 2-2 | 5 | 1 | 2 | 10 |
| Reggie Williams | 5-9 | 0-2 | 4 | 2 | 3 | 10 |
| Patrick Ewing | 7-13 | 0-0 | 5 | 2 | 4 | 14 |
| Michael Jackson | 4-7 | 0-0 | 0 | 9 | 4 | 8 |
| David Wingate | 8-14 | 0-0 | 2 | 2 | 4 | 16 |
| Perry McDonald | 0-1 | 0-0 | 0 | 0 | 0 | 0 |
| Horace Broadnax | 1-2 | 2-2 | 1 | 2 | 4 | 4 |
| Ralph Dalton | 0-1 | 2-2 | 0 | 0 | 1 | 2 |
| Team | | | 0 | | | |
| Totals | 29-53 | 6-8 | 17 | 18 | 22 | 64 |

Turnovers: Villanova 17, Georgetown 11. Halftime: Villanova 29, Georgetown 28. Officials: John Clougherty, Bobby Dibbler, Don Rutledge. Attendance: 23,124.



1991 Duke—Front Row (left to right): Manager Ivan Jones, Mark Williams, Antonio Lang, Christian Laettner, Clay Buckley, Greg Koubek, Crawford Palmer, Christian Ast, Grant Hill and manager Pete Lowder. Back Row: Assistant coach Mike Brey, athletic trainer Max Crowder, associate coach Pete Gaudet, Bobby Hurley, Kenny Blakeney, Marty Clark, Brian Davis, Thomas Hill, Bill McCaffrey, assistant coach Jay Bilas, assistant coach Tommy Amaker and head coach Mike Krzyzewski.


1986 CHAMPIONSHIP GAME, MARCH 31 AT DALLAS

LOUISVILLE 72, DUKE 69

| Louisville | FG-A | FT-A | RB | A | BK | ST | PF | TP |
|----------------|--------------|--------------|-----------|-----------|----------|----------|-----------|-----------|
| Herbert Crook | 5-9 | 0-3 | 12 | 5 | 0 | 0 | 2 | 10 |
| Billy Thompson | 6-8 | 1-3 | 4 | 2 | 2 | 0 | 4 | 13 |
| Pervis Ellison | 10-14 | 5-6 | 11 | 1 | 2 | 1 | 4 | 25 |
| Milt Wagner | 2-6 | 5-5 | 3 | 2 | 1 | 1 | 4 | 9 |
| Jeff Hall | 2-4 | 0-0 | 2 | 2 | 0 | 2 | 2 | 4 |
| Mark McSwain | 2-4 | 1-2 | 3 | 2 | 0 | 1 | 1 | 5 |
| Kevin Walls | 0-1 | 0-0 | 1 | 0 | 0 | 0 | 2 | 0 |
| Tony Kimbro | 2-4 | 2-2 | 2 | 2 | 2 | 0 | 1 | 6 |
| Team | | | 1 | | | | | |
| Totals | 29-50 | 14-21 | 39 | 16 | 7 | 5 | 20 | 72 |

| Duke | FG-A | FT-A | RB | A | BK | ST | PF | TP |
|-----------------|--------------|--------------|-----------|-----------|----------|-----------|-----------|-----------|
| David Henderson | 5-15 | 4-4 | 4 | 4 | 0 | 3 | 5 | 14 |
| Mark Alarie | 4-11 | 4-4 | 6 | 0 | 0 | 1 | 5 | 12 |
| Jay Bilas | 2-3 | 0-0 | 3 | 0 | 0 | 0 | 4 | 4 |
| Tommy Amaker | 3-10 | 5-6 | 2 | 7 | 0 | 7 | 3 | 11 |
| Johnny Dawkins | 10-19 | 4-4 | 4 | 0 | 0 | 2 | 1 | 24 |
| Danny Ferry | 1-2 | 2-2 | 4 | 0 | 0 | 0 | 2 | 4 |
| Billy King | 0-1 | 0-1 | 0 | 1 | 0 | 0 | 2 | 0 |
| Weldon Williams | 0-1 | 0-0 | 0 | 0 | 0 | 0 | 0 | 0 |
| Team | | | 4 | | | | | |
| Totals | 25-62 | 19-21 | 27 | 12 | 0 | 13 | 22 | 69 |

Turnovers: Louisville 24, Duke 14. Halftime: Duke 37, Louisville 34. Officials: Hank Nichols, Pete Pavia, Don Rutledge. Attendance: 16,493.



1992 Duke—Front Row (left to right): Manager Mark Williams, Marty Clark, Bobby Hurley, Brian Davis, Christian Laettner, Thomas Hill, Kenny Blakeney and manager Suzanne Gilbert. Back Row: Head coach Mike Krzyzewski, assistant coach Mike Brey, athletic trainer Max Crowder, Antonio Lang, Erik Meek, Cherokee Parks, Grant Hill, Christian Ast, volunteer coach Jay Bilas, assistant coach Tommy Amaker and associate coach Pete Gaudet.


1987 CHAMPIONSHIP GAME, MARCH 30 AT NEW ORLEANS

INDIANA 74, SYRACUSE 73

| Indiana | FG-A | 3FG-A | FT-A | RB | A | BK | ST | PF | TP |
|---------------|--------------|-------------|-------------|-----------|-----------|----------|----------|-----------|-----------|
| Rick Calloway | 0-3 | 0-0 | 0-0 | 2 | 1 | 0 | 0 | 3 | 0 |
| Daryl Thomas | 8-18 | 0-0 | 4-7 | 7 | 1 | 0 | 0 | 1 | 20 |
| Dean Garrett | 5-10 | 0-0 | 0-0 | 10 | 0 | 3 | 0 | 4 | 10 |
| Steve Alford | 8-15 | 7-10 | 0-0 | 3 | 5 | 0 | 2 | 2 | 23 |
| Keith Smart | 9-15 | 0-1 | 3-4 | 5 | 6 | 0 | 2 | 2 | 21 |
| Kreigh Smith | 0-0 | 0-0 | 0-0 | 0 | 0 | 0 | 0 | 1 | 0 |
| Steve Eyl | 0-0 | 0-0 | 0-0 | 1 | 1 | 0 | 0 | 2 | 0 |
| Joe Hillman | 0-1 | 0-0 | 0-0 | 2 | 6 | 0 | 3 | 2 | 0 |
| Todd Meier | 0-0 | 0-0 | 0-1 | 1 | 0 | 0 | 0 | 0 | 0 |
| Team | | | | 4 | | | | | |
| Totals | 30-62 | 7-11 | 7-12 | 35 | 20 | 3 | 7 | 17 | 74 |

| Syracuse | FG-A | 3FG-A | FT-A | RB | A | BK | ST | PF | TP |
|-----------------|--------------|-------------|--------------|-----------|-----------|----------|----------|-----------|-----------|
| Derrick Coleman | 3-7 | 0-0 | 2-4 | 19 | 1 | 3 | 1 | 2 | 8 |
| Howard Triche | 3-9 | 0-0 | 2-4 | 1 | 1 | 0 | 0 | 4 | 8 |
| Rony Seikaly | 7-13 | 0-0 | 4-6 | 10 | 1 | 3 | 1 | 3 | 18 |
| Sherman Douglas | 8-15 | 2-2 | 2-2 | 2 | 7 | 0 | 1 | 3 | 20 |
| Greg Monroe | 5-11 | 2-8 | 0-1 | 2 | 3 | 0 | 2 | 1 | 12 |
| Derek Brower | 3-3 | 0-0 | 1-3 | 1 | 0 | 0 | 0 | 3 | 7 |
| Steve Thompson | 0-2 | 0-0 | 0-0 | 3 | 1 | 1 | 0 | 0 | 0 |
| Team | | | | 0 | | | | | |
| Totals | 29-60 | 4-10 | 11-20 | 38 | 14 | 7 | 5 | 16 | 73 |

Turnovers: Indiana 11, Syracuse 14. Halftime: Indiana 34, Syracuse 33. Officials: Nolan Fine, Joe Forte, Jody Silvester. Attendance: 64,959.



1993 North Carolina—Front Row (left to right): Strength coach Harley Dartt, athletic trainer Marc Davis, head coach Dean Smith, Travis Stephenson, Henrik Rodl, Matt Wenstrom, George Lynch, Scott Cherry, assistant coach Phil Ford, assistant athletics director Dave Hanners and assistant coach Bill Guthridge. **Back Row:** Manager Sam Rogers, manager Bobby Dawson, manager Laura Johnson, Larry Davis, Derrick Phelps, Pat Sullivan, Ed Geth, Eric Montross, Serge Zwikker, Kevin Salvadori, Brian Reese, Dante Calabria, Donald Williams, manager Chuck Lisenbee, manager Eddie Wills and manager Eran Bloxam.

1988 CHAMPIONSHIP GAME, APRIL 4 AT KANSAS CITY, MO

KANSAS 83, OKLAHOMA 79

| Kansas | FG-A | 3FG-A | FT-A | RB | A | BK | ST | PF | TP |
|-----------------|--------------|------------|-------------|-----------|-----------|----------|-----------|-----------|-----------|
| Chris Piper | 4-6 | 0-0 | 0-0 | 7 | 2 | 0 | 3 | 3 | 8 |
| Jeff Guedner | 1-2 | 0-1 | 0-0 | 2 | 1 | 0 | 1 | 0 | 2 |
| Danny Manning | 13-24 | 0-1 | 5-7 | 18 | 2 | 2 | 5 | 3 | 31 |
| Kevin Pritchard | 6-7 | 1-1 | 0-0 | 1 | 4 | 0 | 1 | 1 | 13 |
| Milt Newton | 6-6 | 2-2 | 1-2 | 4 | 1 | 2 | 0 | 1 | 15 |
| Scotter Barry | 0-2 | 0-0 | 1-2 | 0 | 2 | 0 | 0 | 1 | 1 |
| Mike Maddox | 0-0 | 0-0 | 0-0 | 0 | 0 | 0 | 0 | 1 | 0 |
| Keith Harris | 1-1 | 0-0 | 0-0 | 1 | 0 | 0 | 0 | 2 | 2 |
| Clint Normore | 3-3 | 1-1 | 0-1 | 1 | 4 | 0 | 0 | 3 | 7 |
| Lincoln Minor | 1-4 | 0-0 | 2-2 | 1 | 1 | 0 | 1 | 1 | 4 |
| Team | | | | 1 | | | | | |
| Totals | 35-55 | 4-6 | 9-14 | 36 | 17 | 4 | 11 | 16 | 83 |

| Oklahoma | FG-A | 3FG-A | FT-A | RB | A | BK | ST | PF | TP |
|------------------|--------------|--------------|-------------|-----------|-----------|----------|-----------|-----------|-----------|
| Harvey Grant | 6-14 | 0-0 | 2-3 | 5 | 1 | 1 | 1 | 4 | 14 |
| Dave Sieger | 7-15 | 7-13 | 1-2 | 5 | 7 | 0 | 3 | 2 | 22 |
| Stacey King | 7-14 | 0-0 | 3-3 | 7 | 0 | 2 | 1 | 3 | 17 |
| Mookie Blaylock | 6-13 | 2-4 | 0-1 | 5 | 4 | 0 | 7 | 4 | 14 |
| Ricky Grace | 4-14 | 1-7 | 3-4 | 7 | 7 | 0 | 1 | 4 | 12 |
| Terrence Mullins | 0-0 | 0-0 | 0-0 | 1 | 0 | 0 | 0 | 1 | 0 |
| Team | | | | 1 | | | | | |
| Totals | 30-70 | 10-24 | 9-13 | 31 | 19 | 3 | 13 | 18 | 79 |

Turnovers: Kansas 23, Oklahoma 15. Halftime: Tied at 50. Officials: John Clougherty, Tim Higgins, Ed Hightower. Attendance: 16,392.




1994 Arkansas—Front Row (left to right): Ken Biley, Darnell Robinson, head coach Nolan Richardson, Corliss Williamson, Lee Wilson and Scotty Thurman. **Second Row:** Ray Biggers, Reggie Garrett, Elmer Martin, John Engskov, Craig Tyson and Davor Rimac. **Third Row:** Clint McDaniel, Al Dillard, Roger Crawford, Corey Beck, Reggie Merritt and Dwight Stewart.

1989 CHAMPIONSHIP GAME, APRIL 3 AT SEATTLE MICHIGAN 80, SETON HALL 79 (OT)

| Michigan | FG-A | 3FG-A | FT-A | RB | A | BK | ST | PF | TP |
|-----------------|--------------|-------------|--------------|-----------|-----------|----------|----------|-----------|-----------|
| Glen Rice | 12-25 | 5-12 | 2-2 | 11 | 0 | 0 | 0 | 2 | 31 |
| Mark Hughes | 1-1 | 0-0 | 0-0 | 2 | 0 | 0 | 0 | 2 | 2 |
| Terry Mills | 4-8 | 0-0 | 0-0 | 6 | 2 | 3 | 2 | 2 | 8 |
| Mike Griffin | 0-0 | 0-0 | 0-0 | 4 | 3 | 0 | 0 | 4 | 0 |
| Rumeal Robinson | 6-13 | 0-0 | 9-10 | 3 | 11 | 0 | 0 | 2 | 21 |
| Loy Vaught | 4-8 | 0-0 | 0-0 | 7 | 0 | 0 | 1 | 2 | 8 |
| Demetrius Calip | 0-2 | 0-0 | 0-0 | 0 | 1 | 0 | 0 | 3 | 0 |
| Sean Higgins | 3-10 | 1-4 | 3-4 | 9 | 2 | 1 | 0 | 3 | 10 |
| Team | | | | 3 | | | | | |
| Totals | 30-67 | 6-16 | 14-16 | 45 | 19 | 4 | 3 | 20 | 80 |

| Seton Hall | FG-A | 3FG-A | FT-A | RB | A | BK | ST | PF | TP |
|--------------------|--------------|-------------|--------------|-----------|-----------|----------|----------|-----------|-----------|
| Daryll Walker | 5-9 | 0-1 | 3-4 | 11 | 1 | 0 | 0 | 2 | 13 |
| Andrew Gaze | 1-5 | 1-5 | 2-2 | 3 | 3 | 0 | 1 | 3 | 5 |
| Ramon Ramos | 4-9 | 0-0 | 1-1 | 5 | 1 | 1 | 1 | 2 | 9 |
| John Morton | 11-26 | 4-12 | 9-10 | 4 | 3 | 0 | 0 | 3 | 35 |
| Gerald Greene | 5-13 | 2-5 | 1-3 | 5 | 5 | 0 | 2 | 3 | 13 |
| Anthony Avent | 1-2 | 0-0 | 0-0 | 3 | 1 | 0 | 0 | 0 | 2 |
| Frantz Volcy | 0-0 | 0-0 | 0-2 | 1 | 0 | 0 | 0 | 2 | 0 |
| Michael Cooper | 0-0 | 0-0 | 0-0 | 2 | 0 | 1 | 0 | 1 | 0 |
| Pookey Wightington | 1-1 | 0-0 | 0-0 | 0 | 0 | 0 | 0 | 1 | 2 |
| Team | | | | 2 | | | | | |
| Totals | 28-65 | 7-23 | 16-22 | 36 | 14 | 2 | 4 | 17 | 79 |

Turnovers: Michigan 14, Seton Hall 11. Halftime: Michigan 37, Seton Hall 32. End of regulation: Tied at 71. Officials: John Clougherty, Mickey Crowley, Tom Rucker. Attendance: 39,187.




1995 UCLA—Front Row (left to right): Manager Tony Luftman, manager Richard Klinger, manager Greg Buonaccorsi, manager Brendan Jacobson and manager Andrew Pruter. Middle Row: Assistant coach David Boyle, assistant coach Steve Lavin, assistant coach Mark Gottfried, head coach Jim Harrick, assistant coach Lorenzo Romar, assistant coach Phil Frye and assistant coach Tony Spino. Back Row: Tyus Edney, Marquis Burns, Charles O'Bannon, Kevin Dempsey, Ed O'Bannon, Ike Nwankwo, George Zidek, omm'A Givens, J.R. Henderson, Bob Myers, Toby Bailey, Kris Johnson and Cameron Dollar.

1990 CHAMPIONSHIP GAME, APRIL 2 AT DENVER UNLV 103, DUKE 73


| UNLV | FG-A | 3FG-A | FT-A | RB | A | BK | ST | PF | TP |
|--------------------|--------------|-------------|--------------|-----------|-----------|----------|-----------|-----------|------------|
| Larry Johnson* | 8-12 | 2-2 | 4-4 | 11 | 2 | 1 | 4 | 3 | 22 |
| Stacey Augmon* | 6-7 | 0-0 | 0-1 | 4 | 7 | 2 | 2 | 5 | 12 |
| David Butler* | 1-4 | 0-0 | 2-2 | 3 | 3 | 0 | 1 | 3 | 4 |
| Anderson Hunt* | 12-16 | 4-7 | 1-2 | 2 | 2 | 0 | 0 | 0 | 29 |
| Greg Anthony* | 5-11 | 0-1 | 3-4 | 1 | 6 | 0 | 5 | 3 | 13 |
| Stacey Cvijanovich | 1-2 | 1-1 | 2-2 | 1 | 2 | 0 | 2 | 2 | 5 |
| Travis Bice | 0-1 | 0-1 | 0-0 | 0 | 2 | 0 | 1 | 2 | 0 |
| Dave Rice | 0-2 | 0-1 | 0-0 | 1 | 0 | 0 | 0 | 0 | 0 |
| Barry Young | 2-2 | 1-1 | 0-0 | 0 | 0 | 0 | 0 | 1 | 5 |
| James Jones | 4-5 | 0-0 | 0-0 | 2 | 0 | 0 | 0 | 2 | 8 |
| Moses Scurry | 2-5 | 0-0 | 1-2 | 6 | 0 | 0 | 1 | 2 | 5 |
| Chris Jeter | 0-0 | 0-0 | 0-0 | 0 | 0 | 0 | 0 | 0 | 0 |
| Team | | | | 2 | | | | | |
| Totals | 41-67 | 8-14 | 13-17 | 33 | 24 | 3 | 16 | 23 | 103 |

| Duke | FG-A | 3FG-A | FT-A | RB | A | BK | ST | PF | TP |
|---------------------|--------------|-------------|--------------|-----------|-----------|----------|----------|-----------|-----------|
| Robert Brickey* | 2-4 | 0-0 | 0-2 | 3 | 2 | 0 | 0 | 2 | 4 |
| Christian Laettner* | 5-12 | 0-0 | 5-6 | 9 | 5 | 0 | 1 | 4 | 15 |
| Alaa Abdelnaby* | 5-7 | 0-0 | 4-6 | 7 | 0 | 2 | 0 | 3 | 14 |
| Phil Henderson* | 9-20 | 1-8 | 2-2 | 2 | 0 | 0 | 1 | 2 | 21 |
| Bobby Hurley* | 0-3 | 0-2 | 2-2 | 0 | 3 | 0 | 1 | 3 | 2 |
| Thomas Hill | 0-2 | 0-0 | 0-0 | 3 | 1 | 0 | 1 | 0 | 0 |
| Brian Davis | 2-5 | 0-0 | 2-3 | 1 | 0 | 1 | 1 | 1 | 6 |
| Bill McCaffrey | 1-3 | 0-0 | 2-2 | 2 | 0 | 0 | 0 | 1 | 4 |
| Greg Koubek | 1-4 | 0-1 | 0-0 | 2 | 0 | 0 | 0 | 0 | 2 |
| Crawford Palmer | 0-0 | 0-0 | 3-4 | 3 | 0 | 0 | 0 | 0 | 3 |
| Clay Buckley | 0-0 | 0-0 | 0-0 | 1 | 0 | 0 | 0 | 0 | 0 |
| Joe Cook | 1-1 | 0-0 | 0-0 | 0 | 0 | 0 | 0 | 0 | 2 |
| Team | | | | 6 | | | | | |
| Totals | 26-61 | 1-11 | 20-27 | 39 | 11 | 3 | 5 | 16 | 73 |


Turnovers: UNLV 17, Duke 23. Halftime: UNLV 47, Duke 35. Officials: Ed Hightower, Tim Higgins, Richie Ballesteros. Attendance: 17,765.



1996 Kentucky—Front Row (left to right): Assistant coach Delray Brooks, head coach Rick Pitino, Allen Edwards, Derek Anderson, Jeff Sheppard, Tony Delk, Anthony Epps, Cameron Mills, Wayne Turner, associate coach Jim O'Brien and assistant coach Winston Bennett. Back Row: Equipment manager Bill Keightley, administrative assistant George Barber, Jason Lathrem, Oliver Simmons, Nazr Mohammed, Mark Pope, Walter McCarty, Antoine Walker, Jared Prickett, Ron Mercer, athletic trainer Eddie Jamiel, assistant strength coach Layne Kaufman and strength coach Shaun Brown.



1997 Arizona—Front Row (left to right): Athletic trainer Ed Orr, senior manager Deron Davenport, assistant coach Phil Johnson, assistant coach Jessie Evans, head coach Lute Olson, assistant coach Jim Rosborough, coordinator of basketball operations Brad Jepson, equipment manager Walter Teike and video coordinator Ryan Hansen. **Back Row:** Josh Pastner, Mike Bibby, Quynn Tebbs, Jason Lee, Miles Simon, Justin Wessel, A.J. Bramlett, Donnell Harris, Bennett Davison, Eugene Edgerson, Michael Dickerson, Ortege Jenkins, Jason Terry, John Ash and Jason Stewart.



1998 Kentucky—Front Row (left to right): Assistant coach Mike Sutton, head coach Tubby Smith, Saul Smith, Cameron Mills, Jeff Sheppard, Wayne Turner, Steve Masiello, assistant coach George Felton and assistant coach Shawn Finney. **Back Row:** Special assistant Leon Smith, administrative assistant Simeon Mars, equipment manager Bill Keightley, Ryan Hogan, Heshimu Evans, Scott Padgett, Nazr Mohammed, Jamaal Magloire, Michael Bradley, Myron Anthony, Allen Edwards, athletic trainer Eddie Jamiel and strength coach Tom Boyd.

1991 CHAMPIONSHIP GAME, APRIL 1 AT INDIANAPOLIS

DUKE 72, KANSAS 65

| Duke | FG-A | 3FG-A | FT-A | RB | A | BK | ST | PF | TP |
|---------------------|--------------|-------------|--------------|-----------|-----------|----------|----------|-----------|-----------|
| Greg Koubek* | 2-4 | 1-2 | 0-0 | 4 | 0 | 0 | 1 | 1 | 5 |
| Grant Hill* | 4-6 | 0-0 | 2-8 | 8 | 3 | 2 | 2 | 1 | 10 |
| Christian Laettner* | 3-8 | 0-0 | 12-12 | 10 | 0 | 0 | 1 | 3 | 18 |
| Bobby Hurley* | 3-5 | 2-4 | 4-4 | 1 | 9 | 0 | 2 | 1 | 12 |
| Thomas Hill* | 1-5 | 1-1 | 0-0 | 4 | 1 | 0 | 0 | 2 | 3 |
| Bill McCaffrey | 6-8 | 2-3 | 2-2 | 1 | 0 | 0 | 0 | 1 | 16 |
| Antonio Lang | 0-0 | 0-0 | 0-0 | 0 | 0 | 0 | 0 | 0 | 0 |
| Brian Davis | 4-5 | 0-0 | 0-2 | 2 | 1 | 0 | 0 | 4 | 8 |
| Crawford Palmer | 0-0 | 0-0 | 0-0 | 0 | 0 | 0 | 0 | 0 | 0 |
| Team | | | | 1 | | | | | |
| Totals | 23-41 | 6-10 | 20-28 | 31 | 14 | 2 | 6 | 13 | 72 |



1999 UConn—Front Row (left to right): Albert Mouring, Khalid El-Amin, Kevin Freeman, Ricky Moore, head coach Jim Calhoun, Rashamel Jones, Richard Hamilton, E. J. Harrison and Beau Archibald. **Back Row:** Justin Brown, Ajou Ajou Deng, Jake Voskuhl, assistant coach Tom Moore, associate head coach Dave Leitao, assistant coach Karl Hobbs, athletic trainer Joe Sharpe, Souleymane Wane and Edmund Saunders.


| Kansas | FG-A | 3FG-A | FT-A | RB | A | BK | ST | PF | TP |
|-----------------|--------------|-------------|------------|-----------|-----------|----------|-----------|-----------|-----------|
| Alonzo Jamison* | 1-10 | 0-2 | 0-0 | 4 | 5 | 0 | 4 | 4 | 2 |
| Mike Maddox* | 2-4 | 0-0 | 0-0 | 3 | 4 | 1 | 0 | 3 | 4 |
| Mark Randall* | 7-9 | 1-1 | 3-6 | 10 | 2 | 0 | 1 | 4 | 18 |
| Terry Brown* | 6-15 | 4-11 | 0-0 | 4 | 1 | 0 | 3 | 1 | 16 |
| Adonis Jordan* | 4-6 | 2-2 | 1-2 | 0 | 3 | 0 | 1 | 0 | 11 |
| Patrick Richey | 0-1 | 0-1 | 0-0 | 1 | 0 | 0 | 0 | 0 | 0 |
| Steve Woodberry | 1-4 | 0-0 | 0-0 | 4 | 0 | 0 | 1 | 4 | 2 |
| Sean Tunstall | 1-5 | 0-1 | 0-0 | 1 | 0 | 0 | 0 | 3 | 2 |
| Kirk Wagner | 1-1 | 0-0 | 0-0 | 1 | 0 | 0 | 0 | 0 | 2 |
| Richard Scott | 3-9 | 0-0 | 0-0 | 2 | 0 | 1 | 0 | 1 | 6 |
| David Johanning | 1-1 | 0-0 | 0-0 | 2 | 1 | 0 | 0 | 1 | 2 |
| Team | | | | 0 | | | | | |
| Totals | 27-65 | 7-18 | 4-8 | 32 | 16 | 2 | 10 | 21 | 65 |

Turnovers: Duke 18, Kansas 14. Halftime: Duke 42, Kansas 34. Officials: Mickey Crowley, Charles Range, Jim Burr. Attendance: 47,100.

1992 CHAMPIONSHIP GAME, APRIL 6 AT MINNEAPOLIS

DUKE 71, MICHIGAN 51

| Duke | FG-A | 3FG-A | FT-A | RB | A | BK | ST | PF | TP |
|---------------------|--------------|------------|--------------|-----------|-----------|----------|----------|-----------|-----------|
| Antonio Lang* | 2-3 | 0-0 | 1-2 | 4 | 0 | 0 | 1 | 1 | 5 |
| Grant Hill* | 8-14 | 0-0 | 2-2 | 10 | 5 | 2 | 3 | 2 | 18 |
| Christian Laettner* | 6-13 | 2-4 | 5-6 | 7 | 0 | 1 | 1 | 1 | 19 |
| Bobby Hurley* | 3-12 | 1-3 | 2-2 | 3 | 7 | 0 | 1 | 4 | 9 |
| Thomas Hill* | 5-10 | 1-2 | 5-8 | 7 | 0 | 0 | 2 | 2 | 16 |
| Cherokee Parks | 1-3 | 0-0 | 2-2 | 3 | 0 | 1 | 0 | 3 | 4 |
| Brian Davis | 0-2 | 0-0 | 0-0 | 0 | 0 | 0 | 1 | 0 | 0 |
| Christian Ast | 0-0 | 0-0 | 0-0 | 1 | 0 | 0 | 0 | 0 | 0 |
| Marty Clark | 0-0 | 0-0 | 0-0 | 0 | 0 | 0 | 0 | 0 | 0 |
| Kenny Blakeney | 0-0 | 0-0 | 0-0 | 0 | 0 | 0 | 0 | 0 | 0 |
| Ron Burt | 0-0 | 0-0 | 0-0 | 0 | 0 | 0 | 0 | 0 | 0 |
| Team | | | | 2 | | | | | |
| Totals | 25-57 | 4-9 | 17-22 | 37 | 12 | 4 | 9 | 13 | 71 |




2002 Michigan State—Front Row (left to right): A.J. Granger, Brandon Smith, Mateen Cleaves, head coach Tom Izzo, Charlie Bell, Mat Ishbia and Morris Peterson. **Middle Row:** Assistant coach Brian Gregory, assistant coach Mike Garland, Mike Chappell, Adam Wolfe, Andre Hutson, David Thomas, Jason Richardson, assistant coach Stan Heath and assistant to head coach Dave Owens. **Back Row:** Athletic trainer Tom Mackowiak, strength and conditioning coach Mike Vorkapich, Aloysius Anagonye, Adam Ballinger, Jason Andreas, Steve Cherry, equipment manager Dave Pruder and manager Mark Armstrong.

| Michigan | FG-A | 3FG-A | FT-A | RB | A | BK | ST | PF | TP |
|----------------|--------------|-------------|-------------|-----------|-----------|----------|----------|-----------|-----------|
| Chris Webber* | 6-12 | 0-2 | 2-5 | 11 | 1 | 0 | 2 | 4 | 14 |
| Ray Jackson* | 0-1 | 0-0 | 0-0 | 1 | 2 | 2 | 1 | 1 | 0 |
| Juwan Howard* | 4-9 | 0-1 | 1-3 | 3 | 0 | 0 | 0 | 3 | 9 |
| Jalen Rose* | 5-12 | 0-3 | 1-2 | 5 | 4 | 0 | 2 | 4 | 11 |
| Jimmy King* | 3-10 | 1-2 | 0-0 | 2 | 1 | 1 | 2 | 1 | 7 |
| Eric Riley | 2-6 | 0-0 | 0-0 | 4 | 1 | 0 | 0 | 2 | 4 |
| James Voskuil | 1-2 | 0-1 | 2-2 | 3 | 3 | 0 | 1 | 2 | 4 |
| Rob Pelinka | 1-2 | 0-0 | 0-0 | 2 | 1 | 0 | 0 | 0 | 2 |
| Freddie Hunter | 0-0 | 0-0 | 0-0 | 0 | 0 | 0 | 0 | 0 | 0 |
| Michael Talley | 0-2 | 0-1 | 0-0 | 1 | 0 | 0 | 0 | 0 | 0 |
| Jason Bossard | 0-1 | 0-1 | 0-0 | 0 | 0 | 0 | 0 | 0 | 0 |
| Chris Seter | 0-1 | 0-0 | 0-0 | 1 | 0 | 0 | 0 | 0 | 0 |
| Chip Armer | 0-0 | 0-0 | 0-0 | 0 | 0 | 0 | 0 | 0 | 0 |
| Totals | 22-58 | 1-11 | 6-12 | 35 | 13 | 3 | 8 | 17 | 51 |

Michigan FG-A 3FG-A FT-A RB A BK ST PF TP

| | | | | | | | | | | |
|---------------|--------------|-------------|-------------|-----------|-----------|----------|----------|-----------|-----------|--|
| Team | | | | 2 | | | | | | |
| Totals | 22-58 | 1-11 | 6-12 | 35 | 13 | 3 | 8 | 17 | 51 | |

Turnovers: Duke 14, Michigan 20. Halftime: Michigan 31, Duke 30. Officials: Gerry Donaghy, Tom Harrington, Dave Libbey. Attendance: 50,379.



2001 Duke—Front Row (left to right): Manager Ryan Maschke, manager Lisa Kalich, Andy Borman, Jason Williams, J.D. Simpson, Nate James, Shane Battier, Ryan Caldbeck, Chris Duhon, Andre Buckner, manager Wynter Galindez and administrative intern Anne Wilson. **Back Row:** Assistant coach Steve Wojciechowski, director of basketball operations Jeff LaMere, administrative assistant Mike Schrage, assistant coach Chris Collins, Mike Dunleavy, Carlos Boozer, Casey Sanders, Nick Horvath, Matt Christensen, Andre Sweet, Dahntay Jones, head trainer Dave Engelhardt, associate head coach Johnny Dawkins and head coach Mike Krzyzewski. Not pictured: Reggie Love.



2002 Maryland—(left to right): Athletic trainer J.J. Bush, Andre Collins, assistant coach Matt Kovarik, Earl Badu, assistant coach Jimmy Patsos, Steve Blake, Tahj Holden, Juan Dixon (with trophy), Chris Wilcox, head coach Gary Williams, Lonny Baxter, Byron Mouton, Drew Nicholas, Ryan Randle, Calvin McCall, assistant coach Dave Dickerson, Mike Grinnon, strength coach Kurtis Shultz and director of operations Troy Wainwright.

1993 CHAMPIONSHIP GAME, APRIL 5 AT NEW ORLEANS NORTH CAROLINA 77, MICHIGAN 71

| North Carolina | FG-A | 3FG-A | FT-A | RB | A | BK | ST | PF | TP |
|------------------|--------------|-------------|--------------|-----------|-----------|----------|----------|-----------|-----------|
| Brian Reese* | 2-7 | 0-1 | 4-4 | 5 | 3 | 0 | 0 | 1 | 8 |
| George Lynch* | 6-12 | 0-0 | 0-0 | 10 | 1 | 2 | 1 | 3 | 12 |
| Eric Montross* | 5-11 | 0-0 | 6-9 | 5 | 0 | 1 | 0 | 2 | 16 |
| Derrick Phelps* | 4-6 | 0-1 | 1-2 | 3 | 6 | 0 | 3 | 0 | 9 |
| Donald Williams* | 8-12 | 5-7 | 4-4 | 1 | 1 | 0 | 1 | 1 | 25 |
| Pat Sullivan | 1-2 | 0-0 | 1-2 | 1 | 1 | 0 | 0 | 2 | 3 |
| Kevin Salvadori | 0-0 | 0-0 | 2-2 | 4 | 1 | 1 | 0 | 1 | 2 |
| Henrik Rodl | 1-4 | 0-2 | 0-0 | 0 | 0 | 0 | 2 | 0 | 2 |
| Dante Calabria | 0-0 | 0-0 | 0-0 | 0 | 0 | 0 | 0 | 0 | 0 |
| Matt Wenstrom | 0-1 | 0-0 | 0-0 | 0 | 0 | 0 | 0 | 0 | 0 |
| Scott Cherry | 0-0 | 0-0 | 0-0 | 0 | 0 | 0 | 0 | 0 | 0 |
| Team | | | | 0 | | | | | |
| Totals | 27-55 | 5-11 | 18-23 | 29 | 13 | 4 | 7 | 10 | 77 |

| Michigan | FG-A | 3FG-A | FT-A | RB | A | BK | ST | PF | TP |
|----------------|--------------|-------------|------------|-----------|-----------|----------|----------|-----------|-----------|
| Chris Webber* | 11-18 | 0-1 | 1-2 | 11 | 1 | 3 | 1 | 2 | 23 |
| Ray Jackson* | 2-3 | 0-0 | 2-2 | 1 | 1 | 0 | 1 | 5 | 6 |
| Juwan Howard* | 3-8 | 0-0 | 1-1 | 7 | 3 | 0 | 0 | 3 | 7 |
| Jalen Rose* | 5-12 | 2-6 | 0-0 | 1 | 4 | 0 | 0 | 3 | 12 |
| Jimmy King* | 6-13 | 1-5 | 2-2 | 6 | 4 | 0 | 1 | 2 | 15 |
| Eric Riley | 1-3 | 0-0 | 0-0 | 3 | 1 | 1 | 1 | 1 | 2 |
| Rob Pelinka | 2-4 | 2-3 | 0-0 | 2 | 1 | 0 | 0 | 1 | 6 |
| Michael Talley | 0-0 | 0-0 | 0-0 | 0 | 1 | 0 | 0 | 1 | 0 |
| James Voskuil | 0-1 | 0-0 | 0-0 | 0 | 1 | 0 | 0 | 0 | 0 |
| Team | | | | 2 | | | | | |
| Totals | 30-62 | 5-15 | 6-7 | 33 | 17 | 4 | 4 | 18 | 71 |


Turnovers: North Carolina 10, Michigan 14. Halftime: North Carolina 42, Michigan 36. Technical fouls: Michigan bench. Officials: Ed Hightower, Tom Harrington, Jim Stupin. Attendance: 64,151.

1994 CHAMPIONSHIP GAME, APRIL 4 AT CHARLOTTE, NC ARKANSAS 76, DUKE 72


| Arkansas | FG-A | 3FG-A | FT-A | RB | A | BK | ST | PF | TP |
|---------------------|--------------|-------------|--------------|-----------|-----------|----------|-----------|-----------|-----------|
| Ken Biley* | 0-0 | 0-0 | 0-0 | 0 | 0 | 0 | 0 | 1 | 0 |
| Corliss Williamson* | 10-24 | 0-0 | 3-5 | 8 | 3 | 2 | 2 | 3 | 23 |
| Dwight Stewart* | 3-11 | 0-5 | 0-0 | 9 | 4 | 0 | 4 | 3 | 6 |
| Corey Beck* | 5-11 | 0-1 | 5-8 | 10 | 4 | 0 | 1 | 3 | 15 |
| Scotty Thurman* | 6-13 | 3-5 | 0-0 | 5 | 1 | 0 | 1 | 2 | 15 |
| Clint McDaniel | 2-5 | 1-3 | 2-4 | 2 | 3 | 0 | 3 | 2 | 7 |
| Damell Robinson | 1-5 | 0-0 | 0-0 | 2 | 0 | 0 | 0 | 1 | 2 |
| Al Dillard | 1-5 | 1-4 | 1-2 | 1 | 0 | 0 | 0 | 1 | 4 |
| Davor Rimac | 0-1 | 0-0 | 0-0 | 0 | 0 | 1 | 0 | 0 | 0 |
| Lee Wilson | 2-2 | 0-0 | 0-0 | 4 | 0 | 0 | 0 | 1 | 4 |
| Team | | | | 3 | | | | | |
| Totals | 30-77 | 5-18 | 11-19 | 44 | 15 | 3 | 11 | 17 | 76 |

| Duke | FG-A | 3FG-A | FT-A | RB | A | BK | ST | PF | TP |
|-----------------|--------------|-------------|-------------|-----------|-----------|----------|----------|-----------|-----------|
| Antonio Lang* | 6-9 | 0-0 | 3-3 | 5 | 3 | 1 | 0 | 5 | 15 |
| Grant Hill* | 4-11 | 1-4 | 3-5 | 14 | 6 | 3 | 3 | 3 | 12 |
| Cherokee Parks* | 7-10 | 0-0 | 0-1 | 7 | 0 | 2 | 0 | 3 | 14 |
| Jeff Capel* | 6-16 | 2-6 | 0-0 | 5 | 4 | 0 | 1 | 3 | 14 |
| Chris Collins* | 4-11 | 4-8 | 0-0 | 0 | 1 | 1 | 1 | 1 | 12 |
| Marty Clark | 1-6 | 0-2 | 1-2 | 1 | 3 | 0 | 0 | 2 | 3 |
| Erik Meek | 1-2 | 0-0 | 0-0 | 7 | 0 | 0 | 0 | 1 | 2 |
| Team | | | | 5 | | | | | |
| Totals | 29-65 | 7-20 | 7-11 | 44 | 17 | 7 | 5 | 18 | 72 |

Turnovers: Arkansas 12, Duke 23. Halftime: Arkansas 34, Duke 33. Officials: Jim Burr, Jody Silvester, Ted Valentine. Attendance: 23,674.



2003 Syracuse—Front Row (left to right): Josh Brooks, Tyrone Albright, Josh Pace, Ronnell Herron, Kueth Duany, Gerry McNamara, Gary Hall and Billy Edelin. **Second Row:** Administrative assistant Clay McKnight, assistant coach Troy Weaver, assistant coach Mike Hopkins, Carmelo Anthony, Jeremy McNeil, Craig Forth, Matt Gorman, Hakim Warrick, Andrew Kouwe, associate head coach Bernie Fine, head coach Jim Boeheim and assistant video coordinator Todd Blumen. **Back Row:** Student manager Jonathan Sandgarten, student manager Chris Console, associate athletic trainer Brad Pike and assistant strength and conditioning coach Todd Forcier.




2004 UConn—Front Row (left to right): Justin Evanovich, Denham Brown, Ben Gordon, Shamon Tooles, head coach Jim Calhoun, Taliek Brown, Marcus Williams, Rashad Anderson and Ryan Swaller. **Back Row:** Athletic trainer Jason Miller, assistant coach Tom Moore, director of basketball operations Andre LaFleur, Ryan Thompson, Ed Nelson, Josh Boone, Charlie Villanueva, Emeka Okafor, Hilton Armstrong, Marcus White, Jason Baisch, assistant coach Clyde Vaughan and assistant coach George Blaney.

1995 CHAMPIONSHIP GAME, APRIL 3 AT SEATTLE

UCLA 89, ARKANSAS 78

| UCLA | FG-A | 3FG-A | FT-A | RB | A | BK | ST | PF | TP |
|-------------------|--------------|------------|--------------|-----------|-----------|----------|-----------|-----------|-----------|
| Charles O'Bannon* | 4-10 | 0-0 | 3-4 | 9 | 6 | 2 | 2 | 1 | 11 |
| Ed O'Bannon* | 10-21 | 1-4 | 9-11 | 17 | 3 | 0 | 3 | 2 | 30 |
| George Zidek* | 5-8 | 0-0 | 4-7 | 6 | 0 | 0 | 0 | 4 | 14 |
| Tyus Edney* | 0-0 | 0-0 | 0-0 | 0 | 0 | 0 | 0 | 0 | 0 |
| Toby Bailey* | 12-20 | 1-2 | 1-2 | 9 | 3 | 0 | 2 | 3 | 26 |
| Cameron Dollar | 1-4 | 0-1 | 4-5 | 3 | 8 | 1 | 4 | 4 | 6 |
| J.R. Henderson | 1-5 | 0-0 | 0-0 | 2 | 1 | 1 | 0 | 1 | 2 |
| Team | | | | 4 | | | | | |
| Totals | 33-68 | 2-7 | 21-29 | 50 | 21 | 4 | 11 | 15 | 89 |



2005 North Carolina—Front Row (left to right): Strength and conditioning coordinator Jonas Sahratian, administrative assistant Jerod Haase, assistant coach Steve Robinson, assistant coach Joe Holladay, Raymond Felton, Jackie Manuel, Jawad Williams, Melvin Scott, C.J. Hooker, Rashad McCants, head coach Roy Williams, assistant coach C.B. McGrath, head athletic trainer/physical therapist Marc Davis and video assistant Eric Hoots. **Back Row:** Manager Russ Lauten, manager Kathryn Howlett, manager Zane Hendrix, Wes Miller, Charlie Everett, Reyshawn Terry, Byron Sanders, Damion Grant, Sean May, Marvin Williams, David Noel, Quentin Thomas, manager Preston Puckett, manager Bradley Vanhoy and head manager David Hoots.

| Arkansas | FG-A | 3FG-A | FT-A | RB | A | BK | ST | PF | TP |
|---------------------|--------------|--------------|--------------|-----------|-----------|----------|-----------|-----------|-----------|
| Scotty Thurman* | 2-9 | 1-7 | 0-0 | 3 | 1 | 0 | 1 | 2 | 5 |
| Corliss Williamson* | 3-16 | 0-0 | 6-10 | 4 | 6 | 0 | 4 | 1 | 12 |
| Elmer Martin* | 1-2 | 1-2 | 0-0 | 3 | 1 | 0 | 1 | 2 | 3 |
| Clint McDaniel* | 5-10 | 3-7 | 3-4 | 3 | 1 | 0 | 4 | 5 | 16 |
| Corey Beck* | 4-6 | 2-3 | 1-2 | 3 | 2 | 1 | 3 | 3 | 11 |
| Dwight Stewart | 5-10 | 1-5 | 1-2 | 5 | 0 | 0 | 0 | 4 | 12 |
| Al Dillard | 2-4 | 2-3 | 0-0 | 2 | 1 | 0 | 0 | 1 | 6 |
| Damell Robinson | 2-3 | 0-1 | 0-0 | 2 | 0 | 2 | 0 | 3 | 4 |
| Davor Rimac | 1-1 | 0-0 | 0-0 | 2 | 3 | 0 | 2 | 0 | 2 |
| Lee Wilson | 3-4 | 0-0 | 1-2 | 0 | 0 | 1 | 0 | 1 | 7 |
| Landis Williams | 0-0 | 0-0 | 0-0 | 0 | 0 | 0 | 0 | 0 | 0 |
| Reggie Garrett | 0-0 | 0-0 | 0-0 | 0 | 0 | 0 | 0 | 0 | 0 |
| Team | | | | 4 | | | | | |
| Totals | 28-65 | 10-28 | 12-20 | 31 | 15 | 4 | 15 | 22 | 78 |

Turnovers: UCLA 20, Arkansas 18. Halftime: UCLA 40, Arkansas 39. Officials: Jim Burr, Ted Valentine, John Cahill. Attendance: 38,540.

1996 CHAMPIONSHIP GAME, APRIL 1 AT EAST RUTHERFORD, NJ

KENTUCKY 76, SYRACUSE 67

| Kentucky | FG-A | 3FG-A | FT-A | RB | A | BK | ST | PF | TP |
|-----------------|--------------|--------------|-------------|-----------|-----------|----------|-----------|-----------|-----------|
| Derek Anderson* | 4-8 | 2-3 | 1-1 | 4 | 1 | 0 | 3 | 2 | 11 |
| Antoine Walker* | 4-12 | 0-1 | 3-6 | 9 | 4 | 0 | 4 | 2 | 11 |
| Walter McCarty* | 2-6 | 0-0 | 0-0 | 7 | 3 | 0 | 0 | 3 | 4 |
| Tony Delk* | 8-20 | 7-12 | 1-2 | 7 | 2 | 1 | 2 | 2 | 24 |
| Anthony Epps* | 0-6 | 0-3 | 0-0 | 4 | 7 | 0 | 0 | 1 | 0 |
| Mark Pope | 1-6 | 0-2 | 2-2 | 3 | 2 | 0 | 1 | 3 | 4 |
| Ron Mercer | 8-12 | 3-4 | 1-1 | 2 | 2 | 0 | 1 | 3 | 20 |
| Jeff Sheppard | 1-2 | 0-1 | 0-1 | 2 | 0 | 0 | 0 | 3 | 2 |
| Allen Edwards | 0-1 | 0-1 | 0-0 | 0 | 1 | 0 | 0 | 0 | 0 |
| Team | | | | 2 | | | | | |
| Totals | 28-73 | 12-27 | 8-13 | 40 | 22 | 1 | 11 | 19 | 76 |



2006 Florida—Front Row (left to right): Managers Drew Feigum, Eric Blinder, Ryan Winters, Mike Weiner, Kyle Gilreath, Joey Koontz, Ryan King and Jarrett Schweim. **Middle Row:** Lee Humphrey, David Huertas, Garrett Tyler, head coach Billy Donovan, Walter Hodge, Taurean Green and Brett Swanson. **Back Row:** Assistant coach Larry Shyatt, assistant to the head coach Darren Hertz, assistant coach Donnie Jones, associate head coach Anthony Grant, Corey Brewer, Jimmie Sutton, Al Horford, Joakim Noah, Adrian Moss, Chris Richard, Jack Berry, athletic trainer Dave Werner, strength and conditioning coordinator Matt Herring, video coordinator Adam Beaupre and head manager Matt McCall.

| Syracuse | FG-A | 3FG-A | FT-A | RB | A | BK | ST | PF | TP |
|-----------------|--------------|-------------|-------------|-----------|-----------|----------|----------|-----------|-----------|
| Todd Burgan* | 7-10 | 3-5 | 2-5 | 8 | 1 | 0 | 1 | 5 | 19 |
| John Wallace* | 11-19 | 2-3 | 5-5 | 10 | 1 | 1 | 0 | 5 | 29 |
| Otis Hill* | 3-9 | 0-0 | 1-1 | 10 | 1 | 1 | 0 | 2 | 7 |
| Lazarus Sims* | 2-5 | 1-4 | 1-2 | 2 | 7 | 0 | 1 | 2 | 6 |
| Jason Cipolla* | 3-8 | 0-3 | 0-0 | 1 | 2 | 0 | 4 | 1 | 6 |
| J.B. Reafsnyder | 0-1 | 0-0 | 0-0 | 4 | 0 | 0 | 0 | 0 | 0 |
| Marius Janulis | 0-0 | 0-0 | 0-0 | 2 | 0 | 0 | 0 | 2 | 0 |
| Elimu Nelson | 0-0 | 0-0 | 0-0 | 0 | 0 | 0 | 0 | 0 | 0 |
| Team | | | | 1 | | | | | |
| Totals | 26-52 | 6-15 | 9-13 | 38 | 12 | 2 | 6 | 17 | 67 |

Turnovers: Kentucky 15, Syracuse 24. Halftime: Kentucky 42, Syracuse 33. Officials: John Clougherty, Scott Thornley, Dave Libbey. Attendance: 19,229.

1997 CHAMPIONSHIP GAME, MARCH 31 AT INDIANAPOLIS ARIZONA 84, KENTUCKY 79 (OT)

| Arizona | FG-A | 3FG-A | FT-A | RB | A | BK | ST | PF | TP |
|--------------------|--------------|-------------|--------------|-----------|-----------|----------|----------|-----------|-----------|
| Bennett Davison* | 3-9 | 0-0 | 3-3 | 7 | 0 | 0 | 0 | 2 | 9 |
| Michael Dickerson* | 1-8 | 1-3 | 2-2 | 4 | 0 | 0 | 0 | 0 | 5 |
| A.J. Bramlett* | 1-3 | 0-0 | 1-1 | 6 | 1 | 2 | 1 | 5 | 3 |
| Mike Bibby* | 5-12 | 3-5 | 6-6 | 9 | 4 | 0 | 3 | 1 | 19 |
| Miles Simon* | 8-18 | 0-2 | 14-17 | 3 | 1 | 0 | 0 | 1 | 30 |
| Jason Terry | 2-6 | 2-3 | 2-2 | 2 | 5 | 0 | 3 | 1 | 8 |
| Eugene Edgerson | 0-0 | 0-0 | 2-2 | 5 | 0 | 0 | 0 | 2 | 2 |
| Donnell Harris | 2-2 | 0-0 | 4-8 | 7 | 1 | 0 | 0 | 4 | 8 |
| Team | | | | 2 | | | | | |
| Totals | 22-58 | 6-13 | 34-41 | 45 | 12 | 2 | 7 | 16 | 84 |

| Kentucky | FG-A | 3FG-A | FT-A | RB | A | BK | ST | PF | TP |
|------------------|--------------|--------------|-------------|-----------|-----------|----------|----------|-----------|-----------|
| Ron Mercer* | 5-9 | 2-4 | 1-1 | 9 | 6 | 0 | 1 | 5 | 13 |
| Scott Padgett* | 5-16 | 3-12 | 4-4 | 1 | 0 | 0 | 2 | 5 | 17 |
| Jamaal Magloire* | 0-1 | 0-0 | 0-0 | 4 | 1 | 2 | 0 | 4 | 0 |
| Wayne Turner* | 4-9 | 0-0 | 0-1 | 4 | 5 | 1 | 1 | 5 | 8 |
| Anthony Epps* | 4-13 | 3-8 | 0-0 | 5 | 4 | 0 | 2 | 0 | 11 |
| Allen Edwards | 0-0 | 0-0 | 0-0 | 0 | 0 | 0 | 0 | 0 | 0 |
| Jared Prickett | 1-4 | 0-0 | 4-5 | 5 | 1 | 1 | 2 | 5 | 6 |
| Nazr Mohammed | 6-11 | 0-0 | 0-6 | 11 | 0 | 3 | 0 | 3 | 12 |
| Cameron Mills | 5-9 | 2-6 | 0-0 | 1 | 1 | 0 | 1 | 2 | 12 |
| Steve Masiello | 0-0 | 0-0 | 0-0 | 0 | 0 | 0 | 0 | 0 | 0 |
| Team | | | | 0 | | | | | |
| Totals | 30-72 | 10-30 | 9-17 | 40 | 18 | 7 | 9 | 29 | 79 |

Turnovers: Arizona 18, Kentucky 16. Halftime: Arizona 33, Kentucky 32. End of regulation: Tied at 74. Officials: Tim Higgins, Ted Valentine, Tom O'Neill. Attendance: 47,028.




2007 Florida—Front Row (left to right): Managers Joey Koontz, Ryan King, Kyle Gilreath, Lance Schueman, Mike Weinar, Ryan Winters and Adam Glessner. Middle Row: Strength and conditioning coordinator Matt Herring, director of basketball operations Matt McCall, associate head coach Donnie Jones, assistant coach Larry Shyatt, Brandon Powell, Lee Humphrey, Walter Hodge, head coach Billy Donovan, Taurean Green, Brett Swanson, Jack Berry, assistant coach Lewis Preston, athletic trainer Dave "Duke" Werner, video coordinator Adam Beaupre and assistant to the head coach Darren Hertz. Back Row: Jonathan Mitchell, Corey Brewer, Chris Richard, Al Horford, Joakim Noah, Marreese Speights, Dan Werner and Garrett Tyler.

1998 CHAMPIONSHIP GAME, MARCH 30 AT SAN ANTONIO KENTUCKY 78, UTAH 69

| Kentucky | FG-A | 3FG-A | FT-A | RB | A | BK | ST | PF | TP |
|-----------------|--------------|-------------|--------------|-----------|-----------|----------|----------|-----------|-----------|
| Allen Edwards* | 2-7 | 0-3 | 0-0 | 1 | 5 | 0 | 1 | 0 | 4 |
| Scott Padgett* | 6-11 | 1-5 | 4-4 | 5 | 1 | 0 | 0 | 4 | 17 |
| Nazr Mohammed* | 5-9 | 0-0 | 0-0 | 2 | 0 | 2 | 0 | 4 | 10 |
| Wayne Turner* | 2-5 | 0-1 | 2-4 | 2 | 4 | 0 | 3 | 0 | 6 |
| Jeff Sheppard* | 7-14 | 0-2 | 2-2 | 4 | 3 | 0 | 2 | 1 | 16 |
| Jamaal Magloire | 2-3 | 0-0 | 3-3 | 2 | 1 | 3 | 0 | 4 | 7 |
| Heshimu Evans | 3-4 | 2-2 | 2-2 | 6 | 0 | 1 | 1 | 1 | 10 |
| Cameron Mills | 2-4 | 2-4 | 2-2 | 0 | 1 | 0 | 0 | 0 | 8 |
| Saul Smith | 0-0 | 0-0 | 0-0 | 0 | 0 | 0 | 0 | 0 | 0 |
| Michael Bradley | 0-0 | 0-0 | 0-0 | 1 | 0 | 0 | 0 | 1 | 0 |
| Team | | | | 1 | | | | | |
| Totals | 29-57 | 5-17 | 15-17 | 24 | 15 | 6 | 7 | 15 | 78 |

| Utah | FG-A | 3FG-A | FT-A | RB | A | BK | ST | PF | TP |
|-----------------|--------------|-------------|--------------|-----------|-----------|----------|----------|-----------|-----------|
| Hanno Mottola* | 4-10 | 1-3 | 6-6 | 8 | 0 | 0 | 0 | 4 | 15 |
| Alex Jensen* | 5-6 | 1-1 | 3-3 | 2 | 2 | 0 | 0 | 2 | 14 |
| Michael Doleac* | 5-12 | 1-1 | 4-6 | 10 | 1 | 2 | 3 | 2 | 15 |
| Andre Miller* | 6-15 | 0-3 | 4-7 | 6 | 5 | 0 | 2 | 5 | 16 |
| Drew Hansen* | 1-6 | 0-2 | 0-0 | 5 | 1 | 0 | 3 | 2 | 2 |
| Britton Johnsen | 3-4 | 1-2 | 0-0 | 4 | 0 | 0 | 0 | 0 | 7 |
| Jordie McTavish | 0-0 | 0-0 | 0-0 | 0 | 2 | 0 | 0 | 1 | 0 |
| David Jackson | 0-1 | 0-1 | 0-0 | 0 | 1 | 0 | 0 | 2 | 0 |
| Trace Caton | 0-1 | 0-1 | 0-0 | 0 | 0 | 0 | 0 | 0 | 0 |
| Team | | | | 4 | | | | | |
| Totals | 24-55 | 4-14 | 17-22 | 39 | 12 | 2 | 8 | 18 | 69 |

Turnovers: Kentucky 11, Utah 18. Halftime: Utah 41, Kentucky 31. Officials: Jim Burr, Donnee Gray, Mike Sanzere. Attendance: 40,509.



2008 Kansas—Front Row (left to right): Head manager Taylor High, athletic trainer Bill Cowgill, director of basketball operations Ronnie Chalmers, assistant coach Joe Dooley, Darnell Jackson, Russell Robinson, head coach Bill Self, Jeremy Case, Rodrick Stewart, assistant coach Danny Manning, assistant coach Kurtis Townsend, video coordinator Brett Ballard, associate director of strength and conditioning Andrea Hudy and graduate assistant coach Michael Lee. Back Row: Brennan Bechard, Sherron Collins, Chase Buford, Brady Morningstar, Brandon Rush, Cole Aldrich, Sasha Kaun, Darrell Arthur, Matt Kleinmann, Conner Teahan, Mario Chalmers, Tyrel Reed and Brad Witherspoon.

1999 CHAMPIONSHIP GAME, MARCH 29 AT ST. PETERSBURG, FL UConn 77, DUKE 74

| UConn | FG-A | 3FG-A | FT-A | RB | A | BK | ST | PF | TP |
|-------------------|--------------|------------|--------------|-----------|-----------|----------|----------|-----------|-----------|
| Kevin Freeman* | 3-6 | 0-0 | 0-0 | 8 | 0 | 3 | 0 | 1 | 6 |
| Richard Hamilton* | 10-22 | 2-4 | 5-6 | 7 | 3 | 0 | 2 | 1 | 27 |
| Jake Voskuhl* | 1-1 | 0-0 | 0-0 | 3 | 2 | 2 | 0 | 3 | 2 |
| Ricky Moore* | 6-10 | 1-1 | 0-1 | 8 | 2 | 0 | 1 | 4 | 13 |
| Khalid El-Amin* | 5-12 | 0-2 | 2-4 | 4 | 4 | 0 | 0 | 3 | 12 |
| Souleymane Wane | 2-2 | 0-0 | 0-0 | 0 | 0 | 0 | 1 | 4 | 4 |
| Albert Mouring | 3-4 | 0-1 | 0-1 | 3 | 0 | 1 | 0 | 1 | 6 |
| Edmund Saunders | 1-3 | 0-0 | 2-4 | 3 | 0 | 0 | 0 | 3 | 4 |
| Rashamel Jones | 1-1 | 0-0 | 1-2 | 2 | 0 | 0 | 0 | 0 | 3 |
| Antrick Klaiber | 0-0 | 0-0 | 0-0 | 0 | 0 | 0 | 0 | 0 | 0 |
| Team | | | | 3 | | | | | |
| Totals | 32-61 | 3-8 | 10-18 | 41 | 11 | 6 | 4 | 20 | 77 |

| Duke | FG-A | 3FG-A | FT-A | RB | A | BK | ST | PF | TP |
|------------------|--------------|-------------|--------------|-----------|-----------|----------|----------|-----------|-----------|
| Chris Carrawell* | 3-7 | 0-2 | 3-4 | 4 | 2 | 2 | 1 | 4 | 9 |
| Shane Battier* | 2-7 | 1-3 | 1-2 | 4 | 2 | 0 | 0 | 3 | 6 |
| Elton Brand* | 5-8 | 0-0 | 5-8 | 13 | 0 | 2 | 2 | 3 | 15 |
| William Avery* | 3-12 | 1-3 | 4-4 | 4 | 5 | 0 | 0 | 4 | 11 |
| Trajan Langdon* | 7-15 | 5-10 | 6-7 | 1 | 1 | 0 | 3 | 2 | 25 |
| Nate James | 0-0 | 0-0 | 0-0 | 1 | 0 | 0 | 0 | 0 | 0 |
| Corey Maggette | 3-7 | 0-1 | 2-2 | 0 | 0 | 0 | 0 | 2 | 8 |
| Chris Burgess | 0-0 | 0-0 | 0-0 | 0 | 0 | 0 | 0 | 1 | 0 |
| Team | | | | 4 | | | | | |
| Totals | 23-56 | 7-19 | 21-27 | 31 | 10 | 4 | 6 | 19 | 74 |

Turnovers: UConn 16, Duke 12. Halftime: Duke 39, Connecticut 37. Officials: Tim Higgins, Gerald Boudreaux, Scott Thornley. Attendance: 41,340.



2009 North Carolina—Front Row (left to right): Video coordinator Eric Hoots, head athletic trainer Chris Hirth, assistant coach C.B. McGrath, head coach Roy Williams, J.B. Tanner, Ty Lawson, Danny Green, Bobby Frasor, Marcus Ginyard, Wayne Ellington, Marc Campbell, assistant coach Joe Holladay, assistant coach Steve Robinson, director of operations Jerod Haase and strength and conditioning coordinator Jonas Sahratian. **Back Row:** Manager Molly Brenner, manager Ryan Riedel, head manager Brandon Rhodes, Patrick Moody, Will Graves, Deon Thompson, Tyler Hansbrough, Tyler Zeller, Ed Davis, Mike Copeland, Jack Wooten, Justin Watts, Larry Drew II, manager Bobby Cooper, manager Zach Lagod and manager Sean Stout.

2000 CHAMPIONSHIP GAME, APRIL 3 AT INDIANAPOLIS MICHIGAN ST. 89, FLORIDA 76

| Michigan St. | FG-A | 3FG-A | FT-A | RB | A | BK | ST | PF | TP |
|--------------------|--------------|--------------|--------------|-----------|-----------|----------|----------|-----------|-----------|
| Andre Hutson* | 2-4 | 0-0 | 2-2 | 1 | 3 | 0 | 0 | 4 | 6 |
| Morris Peterson* | 7-14 | 3-8 | 4-6 | 2 | 5 | 0 | 1 | 3 | 21 |
| A.J. Granger* | 7-11 | 3-5 | 2-2 | 9 | 1 | 0 | 0 | 2 | 19 |
| Mateen Cleaves* | 7-11 | 3-4 | 1-1 | 2 | 4 | 0 | 0 | 1 | 18 |
| Charlie Bell* | 3-6 | 1-2 | 2-3 | 8 | 5 | 0 | 2 | 2 | 9 |
| Jason Richardson | 4-7 | 0-0 | 1-2 | 2 | 0 | 0 | 1 | 1 | 9 |
| Aloysius Anagnonye | 0-0 | 0-0 | 0-0 | 3 | 0 | 1 | 0 | 4 | 0 |
| Mike Chappell | 2-4 | 1-3 | 0-0 | 1 | 0 | 0 | 1 | 0 | 5 |
| Adam Ballinger | 1-1 | 0-0 | 0-0 | 0 | 0 | 0 | 0 | 2 | 2 |
| David Thomas | 0-0 | 0-0 | 0-0 | 1 | 1 | 0 | 0 | 1 | 0 |
| Brandon Smith | 0-0 | 0-0 | 0-0 | 0 | 0 | 0 | 0 | 0 | 0 |
| Steve Cherry | 0-0 | 0-0 | 0-0 | 0 | 0 | 0 | 0 | 0 | 0 |
| Mat Ishbia | 0-1 | 0-0 | 0-0 | 0 | 0 | 0 | 0 | 0 | 0 |
| Team | | | | 3 | | | | | |
| Totals | 33-59 | 11-22 | 12-16 | 32 | 19 | 1 | 5 | 20 | 89 |

| Florida | FG-A | 3FG-A | FT-A | RB | A | BK | ST | PF | TP |
|------------------|--------------|-------------|--------------|-----------|-----------|----------|----------|-----------|-----------|
| Brent Wright* | 5-8 | 0-1 | 3-5 | 10 | 4 | 0 | 1 | 4 | 13 |
| Mike Miller* | 2-5 | 1-2 | 5-6 | 3 | 2 | 0 | 0 | 0 | 10 |
| Udonis Haslem* | 10-12 | 0-0 | 7-7 | 2 | 0 | 1 | 0 | 4 | 27 |
| Teddy Dupay* | 0-4 | 0-2 | 0-0 | 0 | 1 | 0 | 0 | 2 | 0 |
| Justin Hamilton* | 0-1 | 0-1 | 0-0 | 0 | 0 | 0 | 0 | 1 | 0 |
| Brett Nelson | 4-10 | 3-6 | 0-0 | 4 | 3 | 0 | 2 | 1 | 11 |
| Matt Bonner | 0-3 | 0-2 | 0-0 | 3 | 0 | 0 | 0 | 1 | 0 |
| Kenyan Weaks | 1-3 | 1-1 | 0-0 | 1 | 1 | 0 | 2 | 2 | 3 |
| Donnell Harvey | 3-11 | 0-0 | 3-4 | 6 | 0 | 1 | 0 | 2 | 9 |
| Major Parker | 1-3 | 1-3 | 0-0 | 0 | 2 | 0 | 0 | 2 | 3 |
| Team | | | | 1 | | | | | |
| Totals | 26-60 | 6-18 | 18-22 | 30 | 13 | 2 | 5 | 19 | 76 |

Turnovers: Michigan St. 14, Florida 13. Halftime: Michigan St. 43, Florida 32. Officials: James Burr, Gerald Boudreaux, David Hall. Attendance: 43,116.



2010 Duke—Front Row (left to right): Seth Curry, Casey Peters, Nolan Smith, Jordan Davidson, Jon Scheyer, Lance Thomas, Steve Johnson, Todd Zafirovski and Andre Dawkins. **Back Row:** Director of basketball operations Chris Spatola, associate head coach Steve Wojciechowski, assistant head coach Nate James, Kyle Singler, Mason Plumlee, Brian Zoubek, Miles Plumlee, Ryan Kelly, graduate assistant/head team manager Chris Carrawell, associate head coach Chris Collins and head coach Mike Krzyzewski.


2001 CHAMPIONSHIP GAME, APRIL 2 AT MINNEAPOLIS

DUKE 82, ARIZONA 72

| Duke | FG-A | 3FG-A | FT-A | RB | A | BK | ST | PF | TP |
|-----------------|--------------|-------------|--------------|-----------|-----------|----------|----------|-----------|-----------|
| Shane Battier* | 7-14 | 1-5 | 3-6 | 11 | 6 | 2 | 0 | 1 | 18 |
| Mike Dunleavy* | 8-17 | 5-9 | 0-1 | 3 | 0 | 0 | 0 | 3 | 21 |
| Casey Sanders* | 0-1 | 0-0 | 0-0 | 2 | 1 | 0 | 1 | 1 | 0 |
| Chris Duhon* | 3-5 | 1-1 | 2-3 | 4 | 6 | 0 | 0 | 2 | 9 |
| Jason Williams* | 5-15 | 2-11 | 4-6 | 3 | 4 | 0 | 3 | 4 | 16 |
| Carlos Boozer | 5-9 | 0-0 | 2-3 | 12 | 1 | 2 | 0 | 3 | 12 |
| Nate James | 2-3 | 0-1 | 2-3 | 3 | 0 | 1 | 1 | 3 | 6 |
| Team | | | | 4 | | | | | |
| Totals | 30-64 | 9-27 | 13-22 | 42 | 18 | 5 | 5 | 17 | 82 |

| Arizona | FG-A | 3FG-A | FT-A | RB | A | BK | ST | PF | TP |
|--------------------|--------------|-------------|--------------|-----------|-----------|----------|----------|-----------|-----------|
| Michael Wright* | 5-9 | 0-0 | 0-1 | 11 | 0 | 2 | 1 | 4 | 10 |
| Richard Jefferson* | 7-13 | 4-8 | 1-3 | 8 | 3 | 1 | 1 | 2 | 19 |
| Loren Wood* | 8-15 | 0-1 | 6-8 | 11 | 1 | 4 | 1 | 4 | 22 |
| Gilbert Arenas* | 4-17 | 0-4 | 2-3 | 4 | 4 | 0 | 1 | 1 | 10 |
| Jason Gardner* | 2-11 | 0-8 | 3-4 | 3 | 2 | 0 | 1 | 2 | 7 |
| Justin Wessel | 0-0 | 0-0 | 0-0 | 0 | 0 | 0 | 0 | 0 | 0 |
| Eugene Edgerston | 0-0 | 0-0 | 0-0 | 1 | 0 | 0 | 0 | 4 | 0 |
| Luke Walton | 2-6 | 0-1 | 0-0 | 3 | 4 | 0 | 0 | 3 | 4 |
| Team | | | | 4 | | | | | |
| Totals | 28-71 | 4-22 | 12-19 | 45 | 14 | 7 | 5 | 20 | 72 |

Turnovers: Duke 11, Arizona 9. Halftime: Duke 35, Arizona 33. Officials: Scott Thornley, Gerald Boudreaux, Ed Corbett. Attendance: 45,994.



2011 UConn—Front Row (left to right): Jamal Coombs-McDaniel, Niels Giffey, Jeremy Lamb, Kemba Walker, head coach Jim Calhoun, Donnell Beverly, Shabazz Napier, Kyle Bailey and Benjamin Stewart. **Back Row:** Head manager Jordan Rich, athletic trainer James Doran, graduate assistant Ben Wood, director of administration Glen Miller, Alex Oriakhi, Michael Bradley, Enosch Wolf, Charles Okwandu, Tyler Olander, Roscoe Smith, associate head coach George Blaney, assistant coach Andre LaFleur, assistant coach Kevin Ollie and strength coach Chris West.

2002 CHAMPIONSHIP GAME, APRIL 1 AT ATLANTA

MARYLAND 64, INDIANA 52

| Maryland | FG-A | 3FG-A | FT-A | RB | A | BK | ST | PF | TP |
|---------------|--------------|------------|--------------|-----------|-----------|----------|-----------|-----------|-----------|
| Byron Mouton* | 1-5 | 0-0 | 2-2 | 4 | 1 | 1 | 2 | 2 | 4 |
| Chris Wilcox* | 4-8 | 0-0 | 2-4 | 7 | 0 | 1 | 1 | 3 | 10 |
| Lonny Baxter* | 6-15 | 0-0 | 3-8 | 14 | 0 | 3 | 1 | 1 | 15 |
| Juan Dixon* | 6-9 | 2-4 | 4-4 | 5 | 3 | 0 | 5 | 1 | 18 |
| Steve Blake* | 2-6 | 0-3 | 2-2 | 6 | 3 | 0 | 2 | 2 | 6 |
| Drew Nicholas | 1-2 | 0-1 | 5-6 | 3 | 0 | 0 | 1 | 0 | 7 |
| Ryan Randle | 1-1 | 0-0 | 0-0 | 0 | 0 | 0 | 0 | 1 | 2 |
| Tahj Holden | 0-2 | 0-1 | 2-2 | 3 | 4 | 1 | 0 | 3 | 2 |
| Team | | | | 0 | | | | | |
| Totals | 21-48 | 2-9 | 20-28 | 42 | 11 | 6 | 12 | 13 | 64 |

| Indiana | FG-A | 3FG-A | FT-A | RB | A | BK | ST | PF | TP |
|-----------------|--------------|--------------|------------|-----------|----------|----------|-----------|-----------|-----------|
| Jared Jeffries* | 4-11 | 0-1 | 0-1 | 7 | 3 | 1 | 1 | 4 | 8 |
| Kyle Hornsby* | 5-12 | 4-8 | 0-1 | 5 | 0 | 0 | 2 | 4 | 14 |
| Jarrad Odle* | 0-4 | 0-0 | 0-3 | 4 | 1 | 0 | 1 | 2 | 0 |
| Tom Coverdale* | 3-11 | 2-7 | 0-0 | 4 | 2 | 0 | 2 | 2 | 8 |
| Dane Fife* | 4-9 | 3-6 | 0-0 | 5 | 1 | 0 | 2 | 3 | 11 |
| A.J. Moye | 1-1 | 0-0 | 0-0 | 0 | 0 | 0 | 1 | 1 | 2 |
| George Leach | 0-0 | 0-0 | 0-0 | 0 | 0 | 1 | 0 | 0 | 0 |
| Donald Perry | 1-3 | 1-1 | 0-0 | 1 | 0 | 0 | 0 | 1 | 3 |
| Jeff Newton | 2-7 | 0-0 | 2-2 | 5 | 2 | 1 | 1 | 3 | 6 |
| Team | | | | 0 | | | | | |
| Totals | 20-58 | 10-23 | 2-7 | 31 | 9 | 3 | 10 | 20 | 52 |

Turnovers: Maryland 16, Indiana 16. Halftime: Maryland 31, Indiana 25. Officials: Jim Burr, Richard Cartmell, Tony Greene. Attendance: 53,406.



2012 Kentucky—Front Row (left to right): Assistant coach Kenny Payne, assistant coach Orlando Antigua, Brian Long, Sam Malone, Doron Lamb, Marquis Teague, Ryan Harrow, Jarrod Polson, head coach John Calipari and assistant coach John Robic. **Back Row:** Jon Hood, Michael Kidd-Gilchrist, Terrence Jones, Kyle Wiltjer, Anthony Davis, Eloy Vargas, Darius Miller and Twany Beckham.

2003 CHAMPIONSHIP GAME, APRIL 7 AT NEW ORLEANS

SYRACUSE 81, KANSAS 78

| Syracuse | FG-A | 3FG-A | FT-A | RB | A | BK | ST | PF | TP |
|------------------|--------------|--------------|--------------|-----------|-----------|----------|-----------|-----------|-----------|
| Hakim Warrick* | 2-4 | 0-0 | 2-4 | 2 | 1 | 2 | 0 | 3 | 6 |
| Carmelo Anthony* | 7-16 | 3-5 | 3-4 | 10 | 7 | 0 | 1 | 2 | 20 |
| Craig Forth* | 3-4 | 0-0 | 0-1 | 3 | 0 | 3 | 1 | 5 | 6 |
| Gerry McNamara* | 6-13 | 6-10 | 0-0 | 0 | 1 | 0 | 1 | 2 | 18 |
| Kueth Duany* | 4-6 | 2-3 | 1-2 | 4 | 0 | 0 | 1 | 3 | 11 |
| Josh Pace | 4-9 | 0-0 | 0-0 | 8 | 2 | 0 | 3 | 2 | 8 |
| Billy Edelin | 4-10 | 0-0 | 4-6 | 2 | 2 | 0 | 3 | 1 | 12 |
| Jeremy McNeil | 0-1 | 0-0 | 0-0 | 5 | 0 | 2 | 0 | 4 | 0 |
| Team | | | | 2 | | | | | |
| Totals | 30-63 | 11-18 | 10-17 | 36 | 13 | 7 | 10 | 22 | 81 |

| Kansas | FG-A | 3FG-A | FT-A | RB | A | BK | ST | PF | TP |
|-----------------|--------------|-------------|--------------|-----------|-----------|----------|----------|-----------|-----------|
| Nick Collison* | 8-14 | 0-0 | 3-10 | 21 | 3 | 3 | 3 | 5 | 19 |
| Keith Langford* | 7-9 | 0-1 | 5-10 | 2 | 0 | 0 | 1 | 5 | 19 |
| Jeff Graves* | 7-13 | 0-0 | 2-7 | 16 | 3 | 0 | 1 | 2 | 16 |
| Kirk Hinrich* | 6-20 | 3-12 | 1-1 | 2 | 4 | 1 | 1 | 1 | 16 |
| Aaron Miles* | 1-5 | 0-2 | 0-0 | 6 | 7 | 0 | 1 | 1 | 2 |
| Michael Lee | 2-8 | 1-5 | 0-0 | 1 | 1 | 0 | 2 | 1 | 5 |
| Bryant Nash | 0-2 | 0-0 | 1-2 | 1 | 0 | 0 | 0 | 1 | 1 |
| Team | | | | 3 | | | | | |
| Totals | 31-71 | 4-20 | 12-30 | 52 | 18 | 4 | 9 | 16 | 78 |

Turnovers: Syracuse 17, Kansas 18. Halftime: Syracuse 53, Kansas 42. Officials: Gerald Boudreaux, Reginald Cofer, Richard Cartmell. Attendance: 54,524.



2013 Louisville—Front Row (left to right): Director of basketball operations Andre McGee, assistant coach Wyking Jones, Tim Henderson, Wayne Blackshear, Luke Hancock, head coach Rick Pitino, Peyton Siva, Russ Smith, Kevin Ware, assistant coach Kevin Keatts and assistant coach Kareem Richardson. **Middle Row:** Logan Baumann, Chane Behanan, Montrezl Harrell, Mangok Mathiang, Gorgui Dieng, Zach Price, Stephan Van Treese, Angel Nunez, Michael Baffour and Jordan Bond. **Back Row:** Student asst. coach Mike Marra, equipment manager Vinny Tatum, team physician Dr. John Ellis, director of sports medicine Fred Hina, team physician Dr. Chris Pitcock, program assistant Tim Gray, assistant video coordinator William Minardi, strength and conditioning coach Ray Ganong, director of academic services Anthony Wright, director of video operations Doug Davenport and executive assistant Jordan Sucher.

2004 CHAMPIONSHIP GAME, APRIL 5 AT SAN ANTONIO

UConn 82, GEORGIA TECH 73

| UConn | FG-A | 3FG-A | FT-A | RB | A | BK | ST | PF | TP |
|--------------------|--------------|-------------|--------------|-----------|-----------|----------|----------|-----------|-----------|
| Josh Boone* | 4-6 | 0-0 | 1-4 | 6 | 1 | 0 | 0 | 2 | 9 |
| Rashad Anderson* | 5-10 | 2-7 | 6-8 | 6 | 1 | 0 | 2 | 1 | 18 |
| Emeka Okafor* | 10-17 | 0-0 | 4-8 | 15 | 1 | 2 | 1 | 3 | 24 |
| Ben Gordon* | 5-17 | 3-8 | 8-9 | 2 | 2 | 0 | 2 | 4 | 21 |
| Taliek Brown* | 2-6 | 0-0 | 5-8 | 6 | 4 | 0 | 0 | 3 | 9 |
| Charlie Villanueva | 0-0 | 0-0 | 0-0 | 1 | 1 | 0 | 0 | 1 | 0 |
| Hilton Armstrong | 0-1 | 0-0 | 1-2 | 6 | 0 | 0 | 0 | 1 | 1 |
| Shamon Tootes | 0-0 | 0-0 | 0-0 | 0 | 0 | 0 | 0 | 0 | 0 |
| Denham Brown | 0-4 | 0-2 | 0-0 | 6 | 0 | 0 | 0 | 3 | 0 |
| Team | | | | 2 | | | | | |
| Totals | 26-61 | 5-17 | 25-39 | 50 | 10 | 2 | 5 | 18 | 82 |

| Georgia Tech | FG-A | 3FG-A | FT-A | RB | A | BK | ST | PF | TP |
|------------------|--------------|-------------|--------------|-----------|----------|----------|-----------|-----------|-----------|
| Marvin Lewis* | 3-9 | 0-5 | 0-0 | 1 | 1 | 0 | 1 | 3 | 6 |
| Anthony McHenry* | 1-3 | 1-1 | 0-0 | 4 | 0 | 1 | 0 | 4 | 3 |
| Luke Schenscher* | 4-7 | 0-0 | 1-2 | 11 | 0 | 0 | 0 | 2 | 9 |
| B.J. Elder* | 4-15 | 3-8 | 3-4 | 4 | 0 | 0 | 0 | 4 | 14 |
| Jarrett Jack* | 1-8 | 0-1 | 5-6 | 4 | 3 | 0 | 4 | 3 | 7 |
| Ism'il Muhammad | 5-12 | 0-0 | 0-0 | 5 | 0 | 0 | 2 | 3 | 10 |
| Will Bynum | 6-11 | 3-6 | 2-6 | 2 | 5 | 0 | 1 | 4 | 17 |
| Robert Brooks | 0-0 | 0-0 | 0-0 | 0 | 0 | 0 | 0 | 0 | 0 |
| Clarence Moore | 3-5 | 0-1 | 1-3 | 10 | 0 | 0 | 0 | 2 | 7 |
| Theodis Tarver | 0-1 | 0-0 | 0-0 | 2 | 0 | 0 | 2 | 1 | 0 |
| Team | | | | 0 | | | | | |
| Totals | 27-71 | 7-22 | 12-21 | 43 | 9 | 1 | 10 | 26 | 73 |

Turnovers: UConn 16, Georgia Tech 14. Halftime: UConn 41, Georgia Tech 26. Officials: Richard Cartmell, Verne Harris, Randy McCall. Attendance: 44,468.



2014 UConn—Front Row (left-right): Lasan Kromah, DeAndre Daniels, Omar Calhoun, Ryan Boatright, Head Coach Kevin Ollie, Shabazz Napier, Niels Giffey, Rodney Purvis, Terrence Samuel. **Back row (left-right):** Head manager Nick Blanco, Graduate Assistant Dave Sevush, Athletic Trainer James Doran, Assistant Coach Karl Hobbs, Patrick Lenehan, Kentan Facey, Tyler Olander, Amida Brimah, Phillip Nolan, Leon Tolksdorf, Tor Watts, Associate Head Coach Glen Miller, Assistant Coach Ricky Moore, Strength & Conditioning Coach Travis Illian.

2005 CHAMPIONSHIP GAME, APRIL 4 AT ST. LOUIS NORTH CAROLINA 75, ILLINOIS 70

| North Carolina | FG-A | 3FG-A | FT-A | RB | A | BK | ST | PF | TP |
|-----------------|--------------|-------------|--------------|-----------|-----------|----------|----------|-----------|-----------|
| Jawad Williams* | 3-6 | 3-4 | 0-0 | 5 | 0 | 1 | 1 | 1 | 9 |
| Rashad McCants* | 6-15 | 2-5 | 0-0 | 2 | 1 | 0 | 1 | 0 | 14 |
| Sean May* | 10-11 | 0-0 | 6-8 | 10 | 2 | 1 | 0 | 1 | 26 |
| Raymond Felton* | 4-9 | 4-5 | 5-6 | 3 | 7 | 0 | 2 | 4 | 17 |
| Jackie Manuel* | 0-1 | 0-0 | 0-2 | 3 | 2 | 0 | 0 | 4 | 0 |
| Melvin Scott | 0-2 | 0-1 | 0-0 | 2 | 0 | 0 | 0 | 0 | 0 |
| Reyshawn Terry | 0-0 | 0-0 | 0-0 | 0 | 0 | 0 | 0 | 0 | 0 |
| Quentin Thomas | 0-0 | 0-0 | 0-0 | 1 | 0 | 0 | 0 | 1 | 0 |
| Marvin Williams | 4-8 | 0-1 | 0-1 | 5 | 0 | 0 | 0 | 2 | 8 |
| David Noel | 0-0 | 0-0 | 1-2 | 3 | 0 | 0 | 0 | 0 | 1 |
| Team | | | | 0 | | | | | |
| Totals | 27-52 | 9-16 | 12-19 | 34 | 12 | 2 | 4 | 13 | 75 |

| Illinois | FG-A | 3FG-A | FT-A | RB | A | BK | ST | PF | TP |
|-------------------|--------------|--------------|------------|-----------|-----------|----------|----------|-----------|-----------|
| James Augustine* | 0-3 | 0-0 | 0-0 | 2 | 0 | 0 | 0 | 5 | 0 |
| Roger Powell Jr.* | 4-10 | 1-2 | 0-0 | 14 | 1 | 0 | 1 | 2 | 9 |
| Luther Head* | 8-21 | 5-16 | 0-0 | 5 | 3 | 1 | 2 | 1 | 21 |
| Deron Williams* | 7-16 | 3-10 | 0-2 | 4 | 7 | 0 | 1 | 4 | 17 |
| Dee Brown* | 4-10 | 2-8 | 2-2 | 4 | 7 | 0 | 3 | 1 | 12 |
| Richard McBride | 0-0 | 0-0 | 0-0 | 0 | 0 | 0 | 0 | 0 | 0 |
| Warren Carter | 0-1 | 0-1 | 0-0 | 1 | 0 | 0 | 1 | 1 | 0 |
| Nick Smith | 0-0 | 0-0 | 0-0 | 0 | 0 | 0 | 0 | 0 | 0 |
| Jack Ingram | 4-9 | 1-3 | 2-2 | 7 | 0 | 0 | 0 | 4 | 11 |
| Team | | | | 2 | | | | | |
| Totals | 27-70 | 12-40 | 4-6 | 39 | 18 | 1 | 8 | 18 | 70 |

Turnovers: North Carolina 10, Illinois 8. Halftime: North Carolina 40, Illinois 27. Officials: Ed Corbett, John Cahill, Verne Harris. Attendance: 47,262.



2015 Duke—Front Row (left-right): Graham Vehovec, Ian McKierman, Sean Kelly, Tyus Jones, Quinn Cook, Grayson Allen, Nick Pagliuca, Derek Rhodes, Mike Sotsky. **Second Row (left-right):** Assistant Coach Nate James, Assistant Coach Jon Scheyer, Justise Winslow, Amile Jefferson, Jahliil Okafor, Marshall Plumlee, Sean Obi, Matt Jones, Associate Head Coach Jeff Capel, Head Coach Mike Krzyzewski. **Back row (left-right):** Kenny King, Kevin Cullen, Director of Basketball Operations David Bradley, Will Stephens, Jose Fonseca.

2006 CHAMPIONSHIP GAME, APRIL 3 AT INDIANAPOLIS FLORIDA 73, UCLA 57

| Florida | FG-A | 3FG-A | FT-A | RB | A | BK | ST | PF | TP |
|----------------|--------------|-------------|--------------|-----------|-----------|-----------|----------|-----------|-----------|
| Corey Brewer* | 4-12 | 2-3 | 1-3 | 7 | 4 | 1 | 3 | 3 | 11 |
| Joakim Noah* | 7-9 | 0-0 | 2-2 | 9 | 3 | 6 | 1 | 2 | 16 |
| Al Horford* | 5-8 | 0-0 | 4-5 | 7 | 3 | 2 | 0 | 2 | 14 |
| Taurean Green* | 1-9 | 0-7 | 0-1 | 4 | 8 | 0 | 1 | 1 | 2 |
| Lee Humphrey* | 4-8 | 4-8 | 3-3 | 1 | 2 | 0 | 0 | 1 | 15 |
| Adrian Moss | 3-6 | 0-0 | 3-4 | 6 | 0 | 0 | 0 | 0 | 9 |
| Walter Hodge | 0-3 | 0-1 | 0-0 | 1 | 1 | 0 | 2 | 1 | 0 |
| Chris Richard | 2-3 | 0-0 | 2-2 | 0 | 0 | 1 | 0 | 3 | 6 |
| Team | | | | 0 | | | | | |
| Totals | 26-58 | 6-19 | 15-20 | 35 | 21 | 10 | 7 | 13 | 73 |

| UCLA | FG-A | 3FG-A | FT-A | RB | A | BK | ST | PF | TP |
|-----------------|--------------|-------------|--------------|-----------|-----------|----------|----------|-----------|-----------|
| Cedric Bozeman* | 2-3 | 0-0 | 5-6 | 3 | 3 | 0 | 0 | 2 | 9 |
| Luc Richard | | | | | | | | | |
| Mbah A Moute* | 3-9 | 0-2 | 0-0 | 10 | 1 | 0 | 0 | 4 | 6 |
| Ryan Hollins* | 4-10 | 0-0 | 2-2 | 10 | 0 | 1 | 0 | 2 | 10 |
| Jordan Farmar* | 8-21 | 1-8 | 1-2 | 2 | 4 | 0 | 2 | 2 | 18 |
| Arron Afflalo* | 3-10 | 2-7 | 2-2 | 2 | 1 | 0 | 1 | 2 | 10 |
| Darren Collison | 0-3 | 0-0 | 0-0 | 3 | 1 | 0 | 0 | 3 | 0 |
| Alfred Aboya | 1-1 | 0-0 | 0-2 | 3 | 1 | 0 | 0 | 2 | 2 |
| Lorenzo Mata | 1-4 | 0-0 | 0-0 | 5 | 0 | 0 | 0 | 3 | 2 |
| Michael Roll | 0-0 | 0-0 | 0-0 | 0 | 0 | 0 | 0 | 2 | 0 |
| Team | | | | 2 | | | | | |
| Totals | 22-61 | 3-17 | 10-14 | 40 | 11 | 1 | 3 | 22 | 57 |

Turnovers: Florida 6, UCLA 12. Halftime: Florida 36, UCLA 25. Officials: Jim Burr, John Cahill, Tony Greene. Attendance: 43,168.



2016 Villanova—Front Row (left-right): Director of Operations George Halcovage; Donte DiVincenzo; Josh Hart; Ryan Arcidiacano; Patrick Farrell; Phil Booth; Henry Lowe; Assistant Coach Ashley Howard. **Back Row (left-right):** Graduate Manager Nick DiPaola; Equipment Director Lionel Brodie; Strength Coach John Shackleton; Head Athletic Trainer Jeff Pierce; Assistant Coach Kyle Neptune; Associate Head Coach Baker Dunleavy; Eric Paschall; Tim Delaney; Kevin Rafferty; Head Coach Jay Wright; Daniel Ochefu; Darryl Reynolds; Mikal Bridges; Kris Jenkins; Special Assistant to the Head Coach Jason Donnelly; Director of Student-Athlete Development Mike Nardi; Graduate Manager Ryan Harkins; Graduate Manager Mickey Mikulski; Graduate Manager Mike Clark.

2007 CHAMPIONSHIP GAME, APRIL 2 AT ATLANTA

FLORIDA 84, OHIO ST. 75

| Florida | FG-A | 3FG-A | FT-A | RB | A | BK | ST | PF | TP |
|-------------------|--------------|--------------|--------------|-----------|-----------|----------|----------|-----------|-----------|
| Corey Brewer* | 4-12 | 3-8 | 2-2 | 8 | 1 | 1 | 3 | 2 | 13 |
| Joakim Noah* | 1-3 | 0-0 | 6-6 | 3 | 0 | 0 | 1 | 4 | 8 |
| Al Horford* | 6-15 | 0-0 | 6-8 | 12 | 3 | 2 | 0 | 3 | 18 |
| Taurean Green* | 4-6 | 3-3 | 5-5 | 3 | 6 | 0 | 0 | 0 | 16 |
| Lee Humphrey* | 5-8 | 4-7 | 0-0 | 1 | 1 | 0 | 0 | 1 | 14 |
| Walter Hodge | 2-2 | 0-0 | 1-1 | 1 | 0 | 0 | 1 | 1 | 5 |
| Chris Richard | 3-5 | 0-0 | 2-3 | 8 | 0 | 0 | 0 | 5 | 8 |
| Marreese Speights | 1-2 | 0-0 | 0-0 | 2 | 0 | 0 | 0 | 3 | 2 |
| Team | | | | 0 | | | | | |
| Totals | 26-53 | 10-18 | 22-25 | 38 | 11 | 3 | 5 | 19 | 84 |

| Ohio St. | FG-A | 3FG-A | FT-A | RB | A | BK | ST | PF | TP |
|------------------|--------------|-------------|--------------|-----------|-----------|----------|-----------|-----------|-----------|
| Ivan Harris* | 2-8 | 2-8 | 1-2 | 5 | 0 | 0 | 1 | 2 | 7 |
| Greg Oden* | 10-15 | 0-0 | 5-8 | 12 | 1 | 4 | 1 | 4 | 25 |
| Mike Conley Jr.* | 7-13 | 1-3 | 5-6 | 3 | 6 | 0 | 4 | 3 | 20 |
| Ron Lewis* | 6-13 | 0-4 | 0-1 | 3 | 0 | 0 | 1 | 3 | 12 |
| Jamar Butler* | 1-7 | 1-6 | 0-0 | 2 | 1 | 0 | 2 | 3 | 3 |
| David Lighty | 2-3 | 0-1 | 0-0 | 0 | 1 | 0 | 1 | 1 | 4 |
| Daequan Cook | 1-2 | 0-1 | 0-0 | 0 | 1 | 0 | 1 | 1 | 2 |
| Matt Terwilliger | 1-1 | 0-0 | 0-0 | 0 | 0 | 0 | 0 | 1 | 2 |
| Othello Hunter | 0-2 | 0-0 | 0-0 | 2 | 0 | 0 | 0 | 2 | 0 |
| Team | | | | 1 | | | | | |
| Totals | 30-64 | 4-23 | 11-17 | 28 | 10 | 4 | 11 | 20 | 75 |

Turnovers: Ohio St. 7, Florida 15. Halftime: Florida 40, Ohio St. 29. Officials: Karl Hess, Edward Corbett, Tony Greene. Attendance: 51,458.

2008 CHAMPIONSHIP GAME, APRIL 7 AT SAN ANTONIO

KANSAS 75, MEMPHIS 68 (OT)

| Kansas | FG-A | 3FG-A | FT-A | RB | A | BK | ST | PF | TP |
|-------------------|--------------|-------------|--------------|-----------|-----------|----------|-----------|-----------|-----------|
| Darrell Arthur* | 9-13 | 0-0 | 2-2 | 10 | 1 | 0 | 1 | 3 | 20 |
| Darnell Jackson* | 3-4 | 0-0 | 2-2 | 8 | 1 | 0 | 1 | 1 | 8 |
| Russell Robinson* | 1-1 | 0-0 | 0-0 | 4 | 1 | 0 | 1 | 3 | 2 |
| Mario Chalmers* | 5-13 | 2-6 | 6-6 | 3 | 3 | 0 | 4 | 3 | 18 |
| Brandon Rush* | 5-9 | 0-2 | 2-3 | 6 | 2 | 1 | 1 | 3 | 12 |
| Sherron Collins | 4-10 | 1-4 | 2-2 | 4 | 6 | 0 | 3 | 3 | 11 |
| Sasha Kaun | 2-5 | 0-0 | 0-0 | 2 | 0 | 0 | 0 | 2 | 4 |
| Cole Aldrich | 0-0 | 0-0 | 0-0 | 0 | 0 | 0 | 0 | 0 | 0 |
| Team | | | | 2 | | | | | |
| Totals | 29-55 | 3-12 | 14-15 | 39 | 14 | 1 | 11 | 18 | 75 |

| Memphis | FG-A | 3FG-A | FT-A | RB | A | BK | ST | PF | TP |
|------------------------|--------------|-------------|--------------|-----------|-----------|----------|-----------|-----------|-----------|
| Robert Dozier* | 4-11 | 1-2 | 2-3 | 10 | 3 | 1 | 1 | 2 | 11 |
| Joey Dorsey* | 3-3 | 0-0 | 0-0 | 2 | 1 | 2 | 1 | 5 | 6 |
| Antonio Anderson* | 3-9 | 2-7 | 1-3 | 5 | 1 | 0 | 4 | 3 | 9 |
| Chris Douglas-Roberts* | 7-16 | 2-5 | 6-9 | 1 | 1 | 0 | 1 | 4 | 22 |
| Derrick Rose* | 7-17 | 1-6 | 3-4 | 6 | 8 | 0 | 2 | 1 | 18 |
| Shawn Taggart | 1-5 | 0-1 | 0-0 | 3 | 0 | 0 | 1 | 2 | 2 |
| Willie Kemp | 0-0 | 0-0 | 0-0 | 0 | 0 | 0 | 1 | 0 | 0 |
| Pierre Niles | 0-0 | 0-0 | 0-0 | 0 | 0 | 0 | 0 | 0 | 0 |
| Doneal Mack | 0-1 | 0-1 | 0-0 | 0 | 0 | 0 | 0 | 0 | 0 |
| Team | | | | 1 | | | | | |
| Totals | 25-62 | 6-22 | 12-19 | 28 | 14 | 3 | 11 | 17 | 68 |

Turnovers: Kansas 17, Memphis 13. Halftime: Kansas 33, Memphis 28. End of regulation: Tied at 63. Officials: Ed Hightower, Edward Corbett, John Cahill. Attendance: 43,257.

2009 CHAMPIONSHIP GAME, APRIL 6 AT DETROIT NORTH CAROLINA 89, MICHIGAN ST. 72

| North Carolina | FG-A | 3FG-A | FT-A | RB | A | BK | ST | PF | TP |
|-------------------|--------------|-------------|--------------|-----------|-----------|----------|----------|-----------|-----------|
| Deon Thompson* | 3-8 | 0-0 | 3-4 | 3 | 0 | 0 | 0 | 4 | 9 |
| Tyler Hansbrough* | 6-14 | 0-2 | 6-10 | 7 | 2 | 0 | 0 | 3 | 18 |
| Ty Lawson* | 3-10 | 0-3 | 15-18 | 4 | 6 | 0 | 8 | 0 | 21 |
| Danny Green* | 2-4 | 2-3 | 0-0 | 3 | 4 | 0 | 1 | 5 | 6 |
| Wayne Ellington* | 7-12 | 3-3 | 2-2 | 4 | 0 | 0 | 0 | 2 | 19 |
| Marc Campbell | 0-1 | 0-0 | 0-0 | 1 | 0 | 0 | 0 | 0 | 0 |
| Bobby Frasier | 1-2 | 0-1 | 0-0 | 1 | 1 | 0 | 0 | 3 | 2 |
| Larry Drew II | 0-1 | 0-0 | 0-0 | 0 | 0 | 0 | 0 | 0 | 0 |
| J.B. Tanner | 0-0 | 0-0 | 0-0 | 0 | 0 | 0 | 0 | 0 | 0 |
| Justin Watts | 1-2 | 0-0 | 0-0 | 1 | 0 | 0 | 0 | 0 | 2 |
| Ed Davis | 5-7 | 0-0 | 1-4 | 8 | 0 | 0 | 0 | 4 | 11 |
| Patrick Moody | 0-0 | 0-0 | 0-0 | 0 | 0 | 0 | 0 | 0 | 0 |
| Mike Copeland | 0-0 | 0-0 | 0-0 | 0 | 0 | 0 | 0 | 0 | 0 |
| Tyler Zeller | 0-0 | 0-0 | 1-2 | 1 | 0 | 0 | 0 | 1 | 1 |
| Team | | | | 2 | | | | | |
| Totals | 28-61 | 5-12 | 28-40 | 35 | 13 | 0 | 9 | 22 | 89 |

| Michigan St. | FG-A | 3FG-A | FT-A | RB | A | BK | ST | PF | TP |
|-----------------|--------------|-------------|--------------|-----------|-----------|----------|----------|-----------|-----------|
| Raymar Morgan* | 1-2 | 0-0 | 2-2 | 1 | 0 | 0 | 0 | 5 | 4 |
| Delvon Roe* | 1-1 | 0-0 | 0-1 | 8 | 0 | 1 | 0 | 3 | 2 |
| Goran Suton* | 7-10 | 3-4 | 0-0 | 11 | 0 | 2 | 0 | 3 | 17 |
| Kalin Lucas* | 4-12 | 0-1 | 6-8 | 0 | 7 | 0 | 0 | 2 | 14 |
| Travis Walton* | 0-2 | 0-0 | 2-2 | 1 | 3 | 0 | 0 | 3 | 2 |
| Idong Ibok | 0-0 | 0-0 | 0-0 | 1 | 0 | 0 | 0 | 0 | 0 |
| Chris Allen | 0-8 | 0-7 | 3-5 | 1 | 1 | 0 | 0 | 2 | 3 |
| Austin Thornton | 0-1 | 0-0 | 2-2 | 3 | 0 | 0 | 0 | 1 | 2 |
| Durrell Summers | 4-10 | 2-6 | 3-4 | 5 | 2 | 1 | 0 | 1 | 13 |
| Isaiah Dahlman | 1-1 | 0-0 | 0-0 | 1 | 0 | 0 | 0 | 0 | 2 |
| Draymond Green | 2-2 | 0-0 | 3-5 | 7 | 0 | 0 | 1 | 3 | 7 |
| Jon Crandell | 0-0 | 0-0 | 0-0 | 0 | 0 | 0 | 0 | 0 | 0 |
| Korie Lucious | 2-5 | 2-5 | 0-0 | 0 | 0 | 0 | 0 | 3 | 6 |
| Tom Herzog | 0-0 | 0-0 | 0-0 | 0 | 0 | 1 | 0 | 0 | 0 |
| Marquise Gray | 0-1 | 0-0 | 0-0 | 1 | 0 | 0 | 0 | 2 | 0 |
| Team | | | | 2 | | | | | |
| Totals | 22-55 | 7-23 | 21-29 | 42 | 13 | 5 | 1 | 28 | 72 |

Turnovers: Michigan St. 21, North Carolina 7. Halftime: North Carolina 55, Michigan St. 34. Officials: Tom O'Neill, Curtis Shaw, Tony Greene. Attendance: 72,922.

2010 CHAMPIONSHIP GAME, APRIL 5 AT INDIANAPOLIS

DUKE 61, BUTLER 59

| Duke | FG-A | 3FG-A | FT-A | RB | A | BK | ST | PF | TP |
|---------------|--------------|-------------|--------------|-----------|-----------|----------|----------|-----------|-----------|
| Kyle Singler* | 7-13 | 3-6 | 2-2 | 9 | 2 | 2 | 1 | 1 | 19 |
| Lance Thomas* | 3-5 | 0-0 | 0-0 | 4 | 0 | 0 | 2 | 4 | 6 |
| Brian Zoubek* | 3-4 | 0-0 | 2-4 | 10 | 1 | 2 | 0 | 4 | 8 |
| Nolan Smith* | 5-15 | 1-5 | 2-5 | 3 | 4 | 0 | 0 | 0 | 13 |
| Jon Scheyer* | 5-12 | 1-5 | 4-5 | 6 | 5 | 2 | 1 | 3 | 15 |
| Mason Plumlee | 0-0 | 0-0 | 0-0 | 1 | 0 | 0 | 0 | 0 | 0 |
| Andre Dawkins | 0-1 | 0-1 | 0-0 | 0 | 0 | 0 | 0 | 0 | 0 |
| Miles Plumlee | 0-2 | 0-0 | 0-0 | 3 | 0 | 1 | 1 | 2 | 0 |
| Team | | | | 1 | | | | | |
| Totals | 23-52 | 5-17 | 10-16 | 37 | 12 | 7 | 5 | 14 | 61 |

| Butler | FG-A | 3FG-A | FT-A | RB | A | BK | ST | PF | TP |
|-----------------|--------------|-------------|--------------|-----------|----------|----------|----------|-----------|-----------|
| Gordon Hayward* | 2-11 | 0-3 | 8-8 | 8 | 1 | 0 | 1 | 1 | 12 |
| Willie Veasley* | 1-9 | 0-5 | 0-0 | 3 | 3 | 0 | 0 | 2 | 2 |
| Matt Howard* | 3-8 | 0-0 | 5-8 | 4 | 0 | 0 | 0 | 4 | 11 |
| Shelvin Mack* | 5-14 | 2-4 | 0-0 | 5 | 2 | 0 | 2 | 1 | 12 |
| Ronald Nored* | 3-8 | 1-2 | 0-0 | 6 | 1 | 0 | 1 | 3 | 7 |
| Shawn Vanzant | 1-1 | 0-0 | 0-0 | 1 | 0 | 0 | 0 | 2 | 2 |
| Zach Hahn | 1-1 | 1-1 | 0-0 | 1 | 0 | 0 | 0 | 1 | 3 |
| Avery Jukes | 4-6 | 2-3 | 0-2 | 4 | 0 | 0 | 0 | 4 | 10 |
| Andrew Smith | 0-0 | 0-0 | 0-0 | 0 | 0 | 0 | 0 | 0 | 0 |
| Team | | | | 3 | | | | | |
| Totals | 20-58 | 6-18 | 13-18 | 35 | 7 | 0 | 4 | 18 | 59 |

Turnovers: Duke 12, Butler 8. Halftime: Duke 33, Butler 32. Officials: John Cahill, Tom Eades, Ted Valentine. Attendance: 70,930.

2011 CHAMPIONSHIP GAME, APRIL 4 AT HOUSTON

UConn 53, BUTLER 41

| Butler | FG-A | 3FG-A | FT-A | RB | A | BK | ST | PF | TP |
|-------------------|--------------|-------------|-------------|-----------|----------|----------|----------|-----------|-----------|
| Matt Howard* | 1-13 | 1-6 | 4-4 | 6 | 0 | 0 | 1 | 2 | 7 |
| Andrew Smith* | 2-9 | 0-0 | 1-2 | 9 | 1 | 1 | 1 | 3 | 5 |
| Shelvin Mack* | 4-15 | 4-11 | 1-2 | 9 | 1 | 1 | 0 | 1 | 13 |
| Shawn Vanzant* | 2-10 | 1-5 | 0-0 | 8 | 2 | 0 | 3 | 1 | 5 |
| Chase Stigall* | 3-11 | 3-9 | 0-0 | 2 | 1 | 0 | 1 | 1 | 9 |
| Zach Hahn | 0-2 | 0-1 | 0-0 | 0 | 0 | 0 | 0 | 2 | 0 |
| Ronald Nored | 0-2 | 0-1 | 2-4 | 4 | 0 | 0 | 2 | 4 | 2 |
| Chrishawn Hopkins | 0-0 | 0-0 | 0-0 | 0 | 0 | 0 | 0 | 1 | 0 |
| Khyle Marshall | 0-2 | 0-0 | 0-2 | 2 | 0 | 0 | 0 | 2 | 0 |
| Garrett Butcher | 0-0 | 0-0 | 0-0 | 0 | 0 | 0 | 0 | 0 | 0 |
| Team | | | | 1 | | | | | |
| Totals | 12-64 | 9-33 | 8-14 | 41 | 5 | 2 | 8 | 17 | 41 |

| UConn | FG-A | 3FG-A | FT-A | RB | A | BK | ST | PF | TP |
|-----------------------|--------------|-------------|--------------|-----------|----------|-----------|----------|-----------|-----------|
| Tyler Olander* | 1-3 | 0-0 | 0-0 | 3 | 1 | 0 | 0 | 1 | 2 |
| Roscoe Smith* | 0-2 | 0-1 | 0-0 | 4 | 0 | 4 | 0 | 4 | 0 |
| Alex Oriakhi* | 5-6 | 0-0 | 1-1 | 11 | 0 | 4 | 0 | 2 | 11 |
| Jeremy Lamb* | 4-8 | 1-2 | 3-4 | 7 | 2 | 1 | 1 | 2 | 12 |
| Kemba Walker* | 5-19 | 0-4 | 6-7 | 9 | 0 | 0 | 1 | 2 | 16 |
| Donnell Beverly | 1-2 | 0-0 | 0-0 | 0 | 1 | 0 | 0 | 0 | 2 |
| Jamal Coombs-McDaniel | 0-3 | 0-1 | 0-0 | 2 | 0 | 0 | 0 | 0 | 0 |
| Niels Giffey | 1-3 | 0-1 | 2-2 | 6 | 0 | 0 | 0 | 1 | 4 |
| Shabazz Napier | 1-6 | 0-2 | 2-2 | 4 | 2 | 0 | 2 | 1 | 4 |
| Charles Okwandu | 1-3 | 0-0 | 0-0 | 5 | 0 | 1 | 0 | 2 | 2 |
| Team | | | | 2 | | | | | |
| Totals | 19-55 | 1-11 | 14-16 | 53 | 6 | 10 | 4 | 15 | 53 |

Turnovers: UConn 11, Butler 6. Halftime: Butler 22, UConn 19. Officials: John Cahill, Verne Harris, Doug Shows. Attendance: 70,376.

2012 CHAMPIONSHIP GAME, APRIL 2 AT NEW ORLEANS

KENTUCKY 67, KANSAS 59

| Kansas | FG-A | 3FG-A | FT-A | RB | A | BK | ST | PF | TP |
|------------------|--------------|-------------|--------------|-----------|----------|----------|----------|-----------|-----------|
| Thomas Robinson* | 6-17 | 0-0 | 6-7 | 17 | 1 | 0 | 0 | 2 | 18 |
| Jeff Withey* | 2-8 | 0-0 | 1-1 | 7 | 1 | 4 | 2 | 2 | 5 |
| Tyshawn Taylor* | 8-17 | 1-1 | 2-3 | 4 | 3 | 0 | 1 | 1 | 19 |
| Elijah Johnson* | 5-13 | 3-7 | 0-0 | 2 | 2 | 0 | 1 | 1 | 13 |
| Travis Releford* | 1-6 | 1-2 | 1-2 | 1 | 1 | 0 | 1 | 5 | 4 |
| Conner Teahan | 0-1 | 0-1 | 0-0 | 0 | 1 | 0 | 1 | 1 | 0 |
| Justin Wesley | 0-0 | 0-0 | 0-0 | 0 | 0 | 0 | 0 | 0 | 0 |
| Kevin Young | 0-0 | 0-0 | 0-2 | 3 | 0 | 1 | 0 | 4 | 0 |
| Team | | | | 1 | | | | | |
| Totals | 22-62 | 5-11 | 10-15 | 35 | 9 | 5 | 6 | 16 | 59 |

| Kentucky | FG-A | 3FG-A | FT-A | RB | A | BK | ST | PF | TP |
|-------------------------|--------------|-------------|--------------|-----------|-----------|-----------|----------|-----------|-----------|
| Terrence Jones* | 4-7 | 0-1 | 1-2 | 7 | 0 | 2 | 1 | 4 | 9 |
| Anthony Davis* | 1-10 | 0-0 | 4-6 | 16 | 5 | 6 | 3 | 2 | 6 |
| Michael Kidd-Gilchrist* | 4-7 | 0-1 | 3-4 | 6 | 1 | 1 | 0 | 2 | 11 |
| Doron Lamb* | 7-12 | 3-6 | 5-6 | 2 | 3 | 0 | 0 | 2 | 22 |
| Marquis Teague* | 5-14 | 2-3 | 2-3 | 2 | 3 | 0 | 0 | 2 | 14 |
| Darius Miller | 2-5 | 1-2 | 0-0 | 6 | 0 | 2 | 0 | 2 | 5 |
| Eloy Vargas | 0-0 | 0-0 | 0-0 | 0 | 0 | 0 | 0 | 1 | 0 |
| Kyle Wiltjer | 0-1 | 0-1 | 0-0 | 0 | 0 | 0 | 0 | 0 | 0 |
| Team | | | | 4 | | | | | |
| Totals | 23-56 | 6-14 | 15-21 | 43 | 12 | 11 | 4 | 15 | 67 |

Turnovers: Kentucky 11, Kansas 9. Halftime: Kentucky 41, Kansas 27. Officials: Verne Harris, Mark Whitehead, Mike Stuart. Attendance: 70,913.

2013 CHAMPIONSHIP GAME, APRIL 8 AT ATLANTA***LOUISVILLE 82, MICHIGAN 76**

| Michigan | FG-A | 3FG-A | FT-A | RB | A | BK | ST | PF | TP |
|---------------------|--------------|-------------|--------------|-----------|-----------|----------|----------|-----------|-----------|
| Glenn Robinson III* | 3-4 | 0-1 | 6-8 | 2 | 2 | 0 | 0 | 1 | 12 |
| Mitch McGary* | 3-6 | 0-0 | 0-0 | 6 | 1 | 1 | 1 | 4 | 6 |
| Trey Burke* | 7-11 | 3-5 | 7-9 | 4 | 3 | 1 | 0 | 4 | 24 |
| Tim Hardaway Jr.* | 5-13 | 0-4 | 2-4 | 5 | 4 | 0 | 0 | 0 | 12 |
| Nik Stauskas* | 1-2 | 1-2 | 0-0 | 2 | 2 | 0 | 1 | 3 | 3 |
| Spike Albrecht | 6-9 | 4-5 | 1-2 | 1 | 0 | 0 | 0 | 1 | 17 |
| Jon Horford | 0-0 | 0-0 | 0-0 | 2 | 0 | 0 | 0 | 1 | 0 |
| Caris LeVert | 0-1 | 0-1 | 0-0 | 3 | 0 | 0 | 1 | 1 | 0 |
| Jordan Morgan | 0-2 | 0-0 | 2-2 | 1 | 0 | 0 | 0 | 0 | 2 |
| Team | | | | 1 | | | | | |
| Totals | 25-48 | 8-18 | 18-25 | 27 | 12 | 2 | 3 | 15 | 76 |

| Louisville | FG-A | 3FG-A | FT-A | RB | A | BK | ST | PF | TP |
|--------------------|--------------|-------------|--------------|-----------|-----------|----------|----------|-----------|-----------|
| Wayne Blackshear* | 3-5 | 2-3 | 0-0 | 1 | 1 | 0 | 1 | 3 | 8 |
| Chane Behanan* | 6-12 | 0-0 | 3-4 | 12 | 1 | 0 | 1 | 2 | 15 |
| Gorgui Dieng* | 4-6 | 0-0 | 0-0 | 8 | 6 | 3 | 1 | 4 | 8 |
| Russ Smith* | 3-16 | 1-6 | 2-3 | 1 | 2 | 0 | 0 | 4 | 9 |
| Peyton Siva* | 6-15 | 0-2 | 6-6 | 6 | 5 | 0 | 4 | 3 | 18 |
| Luke Hancock | 5-6 | 5-5 | 7-10 | 1 | 3 | 0 | 2 | 4 | 22 |
| Tim Henderson | 0-0 | 0-0 | 0-0 | 0 | 0 | 0 | 0 | 1 | 0 |
| Montrezl Harrell | 1-1 | 0-0 | 0-0 | 0 | 0 | 0 | 0 | 1 | 2 |
| Stephan Van Treese | 0-0 | 0-0 | 0-0 | 2 | 0 | 0 | 0 | 0 | 0 |
| Team | | | | 1 | | | | | |
| Totals | 28-61 | 8-16 | 18-23 | 32 | 18 | 3 | 9 | 22 | 82 |

Turnovers: Michigan 12, Louisville 9. Halftime: Michigan 38, Louisville 37. Officials: John Cahill, Tony Greene, John Higgins. Attendance: 74,326.

*Louisville's appearance later vacated by the Committee on Infractions.

2014 CHAMPIONSHIP GAME, APRIL 7 AT NORTH TEXAS**UCONN 60, KENTUCKY 54**

| Kentucky | FG-A | 3FG-A | FT-A | RB | A | BK | ST | PF | TP |
|-------------------|--------------|-------------|--------------|-----------|-----------|----------|----------|-----------|-----------|
| James Young* | 5-13 | 2-5 | 8-9 | 7 | 0 | 0 | 0 | 0 | 20 |
| Julius Randle* | 3-7 | 0-0 | 4-7 | 6 | 4 | 1 | 0 | 0 | 10 |
| Dakari Johnson* | 2-5 | 0-0 | 1-4 | 4 | 2 | 2 | 1 | 1 | 5 |
| Aaron Harrison* | 3-7 | 1-5 | 0-1 | 4 | 0 | 1 | 2 | 2 | 7 |
| Andrew Harrison* | 3-9 | 2-4 | 0-0 | 5 | 5 | 1 | 3 | 2 | 8 |
| Marcus Lee | 0-0 | 0-0 | 0-0 | 0 | 0 | 0 | 0 | 1 | 0 |
| Alex Poythress | 2-5 | 0-2 | 0-1 | 5 | 0 | 0 | 0 | 4 | 4 |
| Dominique Hawkins | 0-0 | 0-0 | 0-2 | 1 | 0 | 0 | 0 | 0 | 0 |
| Team | | | | 1 | | | | | |
| Totals | 18-46 | 5-16 | 13-24 | 33 | 11 | 5 | 6 | 10 | 54 |

| UConn | FG-A | 3FG-A | FT-A | RB | A | BK | ST | PF | TP |
|------------------|--------------|-------------|--------------|-----------|----------|----------|----------|-----------|-----------|
| Phillip Nolan* | 0-3 | 0-0 | 0-0 | 1 | 0 | 0 | 1 | 4 | 0 |
| DeAndre Daniels* | 4-14 | 0-4 | 0-0 | 6 | 0 | 2 | 0 | 3 | 8 |
| Niels Giffey* | 3-7 | 2-4 | 2-2 | 5 | 0 | 1 | 0 | 2 | 10 |
| Ryan Boatright* | 5-6 | 0-1 | 4-4 | 4 | 3 | 0 | 3 | 2 | 14 |
| Shabazz Napier* | 8-16 | 4-9 | 2-2 | 6 | 3 | 0 | 3 | 1 | 22 |
| Terrence Samuel | 1-1 | 0-0 | 0-0 | 1 | 0 | 0 | 1 | 0 | 2 |
| Lasan Kromah | 1-4 | 0-1 | 2-2 | 6 | 2 | 0 | 1 | 1 | 4 |
| Amida Brimah | 0-2 | 0-0 | 0-0 | 4 | 0 | 1 | 0 | 4 | 0 |
| Team | | | | 1 | | | | | |
| Totals | 22-53 | 6-19 | 10-10 | 34 | 8 | 4 | 9 | 17 | 60 |

Turnovers: Kentucky 13, UConn 10. Halftime: UConn 35, Kentucky 31. Officials: Verne Harris; Joe DeRosa; Doug Shows. Attendance: 79,238.

2015 CHAMPIONSHIP GAME, APRIL 6 AT INDIANAPOLIS**DUKE 68, WISCONSIN 63**

| Wisconsin | FG-A | 3FG-A | FT-A | RB | A | BK | ST | PF | TP |
|-----------------|--------------|-------------|-------------|-----------|-----------|----------|----------|-----------|-----------|
| Nigel Hayes* | 5-10 | 3-4 | 0-2 | 1 | 1 | 0 | 0 | 2 | 13 |
| Sam Dekker* | 6-15 | 0-6 | 0-0 | 8 | 2 | 0 | 1 | 1 | 12 |
| Frank Kaminsky* | 7-16 | 2-4 | 5-6 | 12 | 2 | 1 | 1 | 1 | 21 |
| Josh Gasser* | 0-1 | 0-0 | 0-0 | 6 | 3 | 0 | 0 | 3 | 0 |
| Bronson Koenig* | 4-9 | 1-3 | 1-2 | 0 | 4 | 0 | 0 | 3 | 10 |
| Traevon Jackson | 1-7 | 0-2 | 0-0 | 3 | 2 | 0 | 1 | 1 | 2 |
| Duje Dukan | 2-3 | 1-2 | 0-0 | 3 | 0 | 0 | 0 | 4 | 5 |
| Team | | | | 2 | | | | | |
| Totals | 25-61 | 7-21 | 6-10 | 35 | 13 | 1 | 3 | 15 | 63 |

| Duke | FG-A | 3FG-A | FT-A | RB | A | BK | ST | PF | TP |
|------------------|--------------|-------------|--------------|-----------|----------|----------|----------|-----------|-----------|
| Justise Winslow* | 3-9 | 1-2 | 4-7 | 9 | 1 | 3 | 1 | 4 | 11 |
| Jahlil Okafor* | 5-9 | 0-0 | 0-1 | 3 | 0 | 0 | 0 | 4 | 10 |
| Quinn Cook* | 3-8 | 0-3 | 0-0 | 4 | 2 | 0 | 0 | 0 | 6 |
| Tyus Jones* | 7-13 | 2-3 | 7-7 | 5 | 1 | 0 | 0 | 1 | 23 |
| Matt Jones* | 0-1 | 0-1 | 0-0 | 3 | 0 | 0 | 1 | 0 | 0 |
| Grayson Allen | 5-8 | 1-2 | 5-5 | 2 | 0 | 0 | 1 | 0 | 16 |
| Amile Jefferson | 1-1 | 0-0 | 0-0 | 7 | 2 | 3 | 1 | 3 | 2 |
| Marshall Plumlee | 0-2 | 0-0 | 0-0 | 0 | 0 | 0 | 0 | 1 | 0 |
| Team | | | | 1 | | | | | |
| Totals | 24-51 | 4-11 | 16-20 | 33 | 7 | 6 | 4 | 13 | 68 |

Turnovers: Wisconsin 5, Duke 5. Halftime: Tied at 31. Officials: Joe DeRosa; Michael Stephens; Pat Driscoll. Attendance: 71,149.

2016 CHAMPIONSHIP GAME, APRIL 4 AT HOUSTON VILLANOVA 77, NORTH CAROLINA 74

| Villanova | FG-A | 3FG-A | FT-A | RB | A | BK | ST | PF | TP |
|-------------------|--------------|-------------|--------------|-----------|----------|----------|----------|-----------|-----------|
| Kris Jenkins* | 6-11 | 2-4 | 0-1 | 2 | 1 | 0 | 2 | 4 | 14 |
| Daniel Ochefu* | 4-5 | 0-0 | 1-2 | 6 | 2 | 2 | 0 | 2 | 9 |
| Jalen Brunson* | 1-4 | 1-2 | 1-2 | 1 | 0 | 0 | 0 | 0 | 4 |
| Josh Hart* | 4-9 | 1-3 | 3-4 | 8 | 1 | 1 | 1 | 3 | 12 |
| Ryan Arcidiacono* | 6-9 | 2-3 | 2-2 | 2 | 2 | 0 | 1 | 2 | 16 |
| Phil Booth | 6-7 | 2-2 | 6-6 | 2 | 0 | 1 | 1 | 0 | 20 |
| Mikal Bridges | 1-1 | 0-0 | 0-0 | 2 | 0 | 1 | 0 | 4 | 2 |
| Darryl Reynolds | 0-2 | 0-0 | 0-0 | 0 | 0 | 0 | 0 | 1 | 0 |
| Team | | | | | | | | | |
| Totals | 28-48 | 8-14 | 13-17 | 23 | 6 | 5 | 5 | 16 | 77 |

| North Carolina | FG-A | 3FG-A | FT-A | RB | A | BK | ST | PF | TP |
|-----------------|--------------|--------------|-------------|-----------|-----------|----------|----------|-----------|-----------|
| Kennedy Meeks* | 1-8 | 0-0 | 2-2 | 7 | 0 | 0 | 1 | 3 | 4 |
| Brice Johnson* | 6-10 | 0-0 | 2-3 | 8 | 1 | 1 | 0 | 2 | 14 |
| Justin Jackson* | 3-8 | 3-4 | 0-2 | 4 | 2 | 1 | 1 | 2 | 9 |
| Joel Berry II* | 7-12 | 4-4 | 2-2 | 3 | 4 | 0 | 0 | 2 | 20 |
| Marcus Paige* | 7-17 | 4-7 | 3-4 | 5 | 6 | 0 | 1 | 3 | 21 |
| Nate Britt | 1-4 | 0-2 | 0-0 | 1 | 0 | 0 | 0 | 1 | 2 |
| Theo Pinson | 0-0 | 0-0 | 0-0 | 0 | 3 | 0 | 0 | 2 | 0 |
| Isaiah Hicks | 2-4 | 0-0 | 0-0 | 4 | 0 | 1 | 2 | 4 | 4 |
| Joel James | 0-0 | 0-0 | 0-0 | 1 | 0 | 0 | 0 | 1 | 0 |
| Team | | | | 3 | | | | | |
| Totals | 27-63 | 11-17 | 9-13 | 36 | 16 | 3 | 5 | 20 | 74 |

Turnovers: Villanova 10, North Carolina 11. Halftime: North Carolina 39, Villanova 34. Officials: Michael Stephens, John Higgins, Terry Wymer. Attendance: 74,340.

2017 CHAMPIONSHIP GAME, APRIL 3 AT PHOENIX

NORTH CAROLINA 71, GONZAGA 65

| Gonzaga | FG-A | 3FG-A | FT-A | RB | A | BK | ST | PF | TP |
|----------------------|--------------|-------------|--------------|-----------|-----------|----------|----------|-----------|-----------|
| Przemek Kamowski* | 1-8 | 0-0 | 7-9 | 9 | 0 | 1 | 0 | 4 | 9 |
| Jordan Mathews* | 2-7 | 2-5 | 0-1 | 3 | 1 | 0 | 1 | 1 | 6 |
| Josh Perkins* | 3-8 | 3-6 | 4-5 | 2 | 3 | 0 | 0 | 3 | 13 |
| Johnathan Williams* | 4-7 | 1-3 | 0-0 | 5 | 0 | 0 | 0 | 4 | 9 |
| Nigel Williams-Goss* | 5-17 | 1-3 | 4-8 | 9 | 6 | 0 | 0 | 3 | 15 |
| Zach Collins | 4-6 | 0-0 | 1-1 | 7 | 0 | 3 | 1 | 5 | 9 |
| Silas Melson | 1-3 | 1-2 | 0-0 | 0 | 0 | 0 | 0 | 0 | 3 |
| Killian Tillie | 0-3 | 0-0 | 1-2 | 9 | 1 | 1 | 0 | 2 | 1 |
| Team | | | | 5 | | | | | |
| Totals | 20-59 | 8-19 | 17-26 | 49 | 11 | 5 | 2 | 22 | 65 |



2017 North Carolina—Front Row (left-right): Head Manager Chase Bengel, Director of Player Development Eric Hoots, Head Athletics Trainer Doug Halverson, Assistant Coach C.B. McGrath, Head Coach Roy Williams, Seventh Woods, Kenny Williams, Joel Berry II, Nate Britt, Stilman White, Theo Pinson, Brandon Robinson, Assistant Coach Steve Robinson, Assistant Coach Hubert Davis, Director of Operations Brad Frederick, Strength & Conditioning Coordinator Jonas Sahratian, Director of Player Personnel Sean May. **Back row (left-right):** Manager Emily Brickner, Manager John Bumgarner, Shea Rush, Justin Jackson, Kennedy Meeks, Tony Bradley, Isaiah Hicks, Luke Maye, Aaron Rohlman, Kanler Coker, Manager Tyler Hagan, Manager Forrest Reynolds, Manager Maria Vanderford.

| North Carolina | FG-A | 3FG-A | FT-A | RB | A | BK | ST | PF | TP |
|-----------------|--------------|-------------|--------------|-----------|-----------|----------|----------|-----------|-----------|
| Joel Berry II* | 7-19 | 4-13 | 4-8 | 3 | 6 | 1 | 2 | 3 | 22 |
| Isaiah Hicks* | 5-9 | 0-0 | 3-5 | 9 | 1 | 2 | 1 | 4 | 13 |
| Justin Jackson* | 6-19 | 0-9 | 4-5 | 4 | 3 | 2 | 1 | 2 | 16 |
| Kennedy Meeks* | 3-5 | 0-0 | 1-4 | 10 | 0 | 2 | 2 | 4 | 7 |
| Theo Pinson* | 2-9 | 0-4 | 2-2 | 9 | 2 | 1 | 1 | 2 | 6 |
| Tony Bradley | 2-8 | 0-0 | 1-2 | 7 | 1 | 0 | 0 | 2 | 5 |
| Nate Britt | 1-3 | 0-1 | 0-0 | 2 | 2 | 0 | 0 | 2 | 2 |
| Luke Maye | 0-1 | 0-0 | 0-0 | 2 | 0 | 0 | 0 | 3 | 0 |
| Seventh Woods | 0-0 | 0-0 | 0-0 | 0 | 0 | 0 | 0 | 0 | 0 |
| Team | | | | | | | | | |
| Totals | 26-73 | 4-27 | 15-26 | 46 | 15 | 8 | 7 | 22 | 71 |

Turnovers: Gonzaga 14, North Carolina 4. Halftime: Gonzaga 35, North Carolina 32. Officials: Michael Stephens; Verne Harris; Mike Eades. Attendance: 76,168.

2018 CHAMPIONSHIP GAME, APRIL 2 AT SAN ANTONIO

VILLANOVA 79, MICHIGAN 62

| Michigan | FG-A | 3FG-A | FT-A | RB | A | BK | ST | PF | TP |
|-----------------------------|--------------|-------------|--------------|-----------|----------|----------|----------|-----------|-----------|
| Muhammad-Ali Abdur-Rahkman* | 8-13 | 2-7 | 5-6 | 1 | 0 | 0 | 0 | 2 | 23 |
| Isaiah Livers* | 0-2 | 0-2 | 0-0 | 4 | 0 | 0 | 1 | 1 | 0 |
| Charles Matthews* | 3-9 | 0-2 | 0-4 | 3 | 1 | 1 | 2 | 5 | 6 |
| Zavier Simpson* | 4-8 | 0-2 | 2-3 | 3 | 2 | 0 | 1 | 4 | 10 |
| Moritz Wagner* | 6-11 | 1-4 | 3-4 | 7 | 1 | 0 | 0 | 4 | 16 |
| Eli Brooks | 0-0 | 0-0 | 0-0 | 1 | 0 | 0 | 0 | 0 | 0 |
| Jordan Poole | 1-5 | 0-2 | 1-1 | 1 | 1 | 0 | 1 | 2 | 3 |
| Duncan Robinson | 0-3 | 0-3 | 0-0 | 1 | 0 | 0 | 1 | 3 | 0 |
| Jaaron Simmons | 0-0 | 0-0 | 0-0 | 0 | 0 | 0 | 0 | 1 | 0 |
| Jon Teske | 1-2 | 0-0 | 0-0 | 3 | 1 | 0 | 0 | 1 | 2 |
| Ibi Watson | 1-2 | 0-1 | 0-0 | 2 | 0 | 0 | 0 | 0 | 2 |
| Team | | | | 1 | | | | | |
| Totals | 24-55 | 3-23 | 11-18 | 27 | 6 | 1 | 6 | 20 | 62 |



2018 Villanova—Front Row (left-right): Video Coordinator Mike Clark, Denny Grace, Matt Kennedy, Collin Gillespie, Phil Booth, Jalen Brunson, Tom Leibig, Peyton Heck, Assistant Coach Ashley Howard. **Back Row (left-right):** Assistant Coach George Halcovage, Head Athletic Trainer Jeff Pierce, Director of Basketball Operations Mike Nardi, Donte DiVincenzo, Eric Paschall, Tim Delaney, Dhamir Cosby-Roundtree, Head Coach Jay Wright, Dylan Painter, Omari Spellman, Mikal Bridges, Jermaine Samuels, Assistant Coach Kyle Neptune, Strength Coach John Shackleton.

| Villanova | FG-A | 3FG-A | FT-A | RB | A | BK | ST | PF | TP |
|------------------------|--------------|--------------|--------------|-----------|----------|----------|----------|-----------|-----------|
| Phil Booth* | 1-4 | 0-3 | 0-0 | 2 | 0 | 0 | 1 | 4 | 2 |
| Mikal Bridges* | 7-12 | 3-7 | 2-2 | 4 | 1 | 0 | 1 | 2 | 19 |
| Jalen Brunson* | 4-13 | 1-5 | 0-0 | 2 | 2 | 0 | 2 | 4 | 9 |
| Eric Paschall* | 2-5 | 1-3 | 1-2 | 8 | 0 | 1 | 0 | 4 | 6 |
| Omari Spellman* | 3-8 | 0-2 | 2-2 | 11 | 0 | 0 | 0 | 3 | 8 |
| Dhamir Cosby-Roundtree | 0-0 | 0-0 | 0-0 | 1 | 0 | 0 | 0 | 0 | 0 |
| Donte DiVincenzo | 10-15 | 5-7 | 6-10 | 5 | 3 | 2 | 0 | 1 | 31 |
| Collin Gillespie | 0-0 | 0-0 | 4-4 | 5 | 1 | 0 | 1 | 0 | 4 |
| Team | | | | | | | | | |
| Totals | 27-57 | 10-27 | 15-20 | 38 | 7 | 3 | 5 | 18 | 79 |

Turnovers: Villanova 12, Michigan 10. Halftime: Villanova 37, Michigan 28. Officials: Doug Simmons; Terry Wymer; Jeff Anderson. Attendance: 67,831.

2019 CHAMPIONSHIP GAME, APRIL 8 AT MINNEAPOLIS VIRGINIA 85, TEXAS TECH 77 (OT)

| Texas Tech | FG-A | 3FG-A | FT-A | RB | A | BK | ST | PF | TP |
|------------------|--------------|--------------|--------------|-----------|----------|----------|----------|-----------|-----------|
| Davide Moretti* | 5-10 | 3-6 | 2-2 | 2 | 0 | 0 | 2 | 3 | 15 |
| Jarrett Culver* | 5-22 | 0-6 | 5-6 | 9 | 5 | 1 | 2 | 3 | 15 |
| Matt Mooney* | 4-9 | 2-6 | 0-0 | 1 | 3 | 0 | 2 | 3 | 10 |
| Norens Odiase* | 1-1 | 0-0 | 3-3 | 6 | 0 | 1 | 0 | 2 | 5 |
| Tariq Owens* | 1-3 | 0-1 | 1-2 | 5 | 0 | 1 | 0 | 5 | 3 |
| Brandone Francis | 7-12 | 3-7 | 0-0 | 4 | 0 | 0 | 0 | 1 | 17 |
| Deshawn Corprew | 0-1 | 0-1 | 0-0 | 0 | 0 | 0 | 0 | 1 | 0 |
| Kyler Edwards | 4-5 | 2-3 | 2-2 | 3 | 1 | 0 | 0 | 0 | 12 |
| Team | | | | 2 | | | | | |
| Totals | 27-63 | 10-30 | 13-15 | 32 | 9 | 3 | 6 | 18 | 77 |

| Virginia | FG-A | 3FG-A | FT-A | RB | A | BK | ST | PF | TP |
|------------------|--------------|--------------|--------------|-----------|-----------|----------|----------|-----------|-----------|
| De'Andre Hunter* | 8-16 | 4-5 | 7-9 | 9 | 1 | 0 | 1 | 1 | 27 |
| Kihei Clark* | 1-2 | 1-1 | 0-0 | 2 | 4 | 0 | 0 | 2 | 3 |
| Kyle Guy* | 8-15 | 4-9 | 4-4 | 3 | 0 | 0 | 1 | 3 | 24 |
| Mamadi Diakite* | 2-4 | 0-1 | 5-6 | 7 | 0 | 2 | 1 | 3 | 9 |
| Ty Jerome* | 6-16 | 2-6 | 2-2 | 6 | 8 | 0 | 1 | 1 | 16 |
| Braxton Key | 2-5 | 0-1 | 2-2 | 10 | 2 | 1 | 0 | 3 | 6 |
| Jack Salt | 0-0 | 0-0 | 0-0 | 1 | 0 | 0 | 0 | 1 | 0 |
| Jay Huff | 0-1 | 0-1 | 0-0 | 0 | 0 | 0 | 0 | 1 | 0 |
| Team | | | | 1 | | | | | |
| Totals | 27-59 | 11-24 | 20-23 | 39 | 15 | 3 | 4 | 15 | 85 |

Turnovers: Virginia 11, Texas Tech 8. Halftime: Virginia 32, Texas Tech 29. Officials: Ron Groover; Terry Wymer; Michael Stephens. Attendance: 72,062.



2019 Virginia—Front Row (left-right): Director of Player Personnel Johnny Carpenter, Strength and Conditioning Coach Mike Curtis, Assistant Coach Orlando Vandross, Assistant Coach Brad Soderberg, Head Coach Tony Bennett, Associate Head Coach Jason Williford, Assistant Coach Kyle Getter, Director of Scouting/Recruiting Larry Mangino, Athletic Trainer Ethan Saliba. **Middle Row (left-right):** Associate AD for Basketball Administration/Operations Ronnie Wideman, Kyle Guy, Ty Jerome, De'Andre Hunter, Jack Salt, Mamadi Diakite, Braxton Key, Marco Anthony, Director of Academics for Men's Basketball T.J. Grams. **Back Row (left-right):** Student Manager Faris Wasin, Student Manager Ben Buell, Kody Statmann, Francesco Badocchi, Jay Huff, Francisco Caffaro, Austin Katstra, Jayden Nixon, Kihei Clark, Student Manager Justin Maxey.

2021 CHAMPIONSHIP GAME, APRIL 5 AT INDIANAPOLIS BAYLOR 86, GONZAGA 70

| Baylor | FG-A | 3FG-A | FT-A | RB | A | BK | ST | PF | TP |
|-----------------------------|--------------|--------------|--------------|-----------|-----------|----------|----------|-----------|-----------|
| Davion Mitchell* | 6-15 | 1-4 | 2-2 | 6 | 5 | 1 | 1 | 1 | 15 |
| Flo Thamba* | 0-3 | 0-0 | 3-4 | 6 | 0 | 1 | 0 | 5 | 3 |
| Jared Butler* | 6-14 | 4-9 | 6-6 | 3 | 7 | 0 | 0 | 3 | 22 |
| MaCio Teague* | 8-15 | 2-3 | 1-2 | 2 | 0 | 1 | 0 | 0 | 19 |
| Mark Vital* | 3-7 | 0-1 | 0-0 | 11 | 2 | 1 | 2 | 3 | 6 |
| Adam Flagler | 3-6 | 3-4 | 4-4 | 2 | 2 | 0 | 1 | 2 | 13 |
| Jackson Moffatt | 0-0 | 0-0 | 0-0 | 0 | 0 | 0 | 0 | 0 | 0 |
| Jonathan Tchamwa Tchatchoua | 3-4 | 0-0 | 0-0 | 2 | 1 | 0 | 2 | 4 | 6 |
| Jordan Turner | 0-0 | 0-0 | 0-0 | 0 | 0 | 0 | 0 | 0 | 0 |
| LJ Cryer | 0-1 | 0-1 | 0-0 | 0 | 0 | 0 | 0 | 0 | 0 |
| Mark Paterson | 0-0 | 0-0 | 0-0 | 0 | 0 | 0 | 1 | 0 | 0 |
| Matthew Mayer | 1-2 | 0-1 | 0-0 | 2 | 1 | 0 | 1 | 1 | 2 |
| Zach Loveday | 0-0 | 0-0 | 0-0 | 0 | 0 | 1 | 0 | 0 | 0 |
| Totals | 30-67 | 10-23 | 16-18 | 38 | 18 | 5 | 8 | 19 | 86 |

| Gonzaga | FG-A | 3FG-A | FT-A | RB | A | BK | ST | PF | TP |
|------------------|--------------|-------------|--------------|-----------|-----------|----------|----------|-----------|-----------|
| Andrew Nembhard* | 2-5 | 0-3 | 5-8 | 4 | 4 | 0 | 0 | 4 | 9 |
| Corey Kispert* | 5-12 | 2-7 | 0-0 | 3 | 2 | 1 | 1 | 3 | 12 |
| Drew Timme* | 5-7 | 0-0 | 2-2 | 3 | 2 | 1 | 1 | 3 | 12 |
| Jalen Suggs* | 8-15 | 2-5 | 4-6 | 1 | 3 | 0 | 2 | 3 | 22 |
| Joel Ayayi* | 3-5 | 0-1 | 2-3 | 2 | 1 | 0 | 0 | 0 | 8 |
| Aaron Cook | 0-0 | 0-0 | 0-0 | 2 | 2 | 0 | 0 | 0 | 0 |
| Anton Watson | 1-3 | 0-0 | 2-2 | 0 | 1 | 0 | 1 | 3 | 4 |
| Ben Gregg | 0-0 | 0-0 | 0-0 | 0 | 0 | 0 | 0 | 0 | 0 |
| Dominick Harris | 0-1 | 0-0 | 0-0 | 0 | 0 | 0 | 0 | 0 | 0 |
| Julian Strawther | 1-1 | 1-1 | 0-0 | 0 | 0 | 0 | 0 | 0 | 3 |
| Totals | 25-49 | 5-17 | 15-21 | 22 | 16 | 3 | 4 | 17 | 70 |

Turnovers: Gonzaga 14, Baylor 9. Halftime: Baylor 47, Gonzaga 37. Officials: Keith Kimble, Bo Boroski, Randy McCall. Attendance: 7,923.



2021 Baylor—Front Row (left-right): Mark Paterson, Zach Loveday, LJ Cryer, Jonathan Tchamwa Tchatchoua, Davion Mitchell, Matthew Mayer, Mark Vital, Jared Butler, MaCio Teague, Adam Flagler, Tristan Clark, Jordan Turner, Flo Thamba, Dain Dainja, Jackson Moffatt. **Not pictured:** Head Coach Scott Drew, Associate Head Coach Jerome Tang, Assistant Coach Alvin Brooks III, Assistant Coach John Jakus, Director of Player Development Jared Nuness, Special Assistant Bill Peterson, Director of Basketball Operations Aditya Malhotra, Director of Video Operations Ty Beard.

2022 CHAMPIONSHIP GAME, APRIL 4 AT NEW ORLEANS KANSAS 72, NORTH CAROLINA 69

| North Carolina | FG-A | 3FG-A | FT-A | RB | A | BK | ST | PF | TP |
|----------------|------|-------|------|----|---|----|----|----|----|
| Armando Bacot* | 3-13 | 0-0 | 9-13 | 15 | 2 | 1 | 1 | 3 | 15 |
| Brady Manek* | 4-8 | 3-6 | 2-2 | 13 | 0 | 4 | 0 | 3 | 13 |
| Caleb Love* | 5-24 | 1-8 | 2-2 | 3 | 2 | 1 | 0 | 2 | 13 |
| Leaky Black* | 1-2 | 0-1 | 0-0 | 0 | 2 | 0 | 0 | 4 | 2 |
| RJ Davis* | 5-17 | 0-5 | 5-5 | 12 | 2 | 0 | 0 | 0 | 15 |
| Justin McKoy | 0-0 | 0-0 | 0-0 | 0 | 0 | 0 | 0 | 0 | 0 |
| Puff Johnson | 5-9 | 1-3 | 0-0 | 6 | 1 | 0 | 0 | 1 | 11 |
| Team | | | | 6 | | | | | |

Totals 23-73 | 5-23 | 18-22 | 55 | 9 | 6 | 2 | 13 | 69

| Kansas | FG-A | 3FG-A | FT-A | RB | A | BK | ST | PF | TP |
|---------------------|------|-------|------|----|---|----|----|----|----|
| Christian Braun* | 6-14 | 0-1 | 0-0 | 12 | 3 | 0 | 0 | 3 | 12 |
| Dajuan Harris* | 1-5 | 0-1 | 0-0 | 0 | 3 | 1 | 3 | 0 | 2 |
| David McCormack* | 7-15 | 0-0 | 1-2 | 10 | 0 | 1 | 1 | 4 | 15 |
| Jalen Wilson* | 5-13 | 1-5 | 4-4 | 4 | 2 | 1 | 0 | 1 | 15 |
| Ochai Agbaji* | 4-9 | 1-4 | 3-8 | 3 | 1 | 1 | 1 | 1 | 12 |
| Jalen Coleman-Lands | 0-0 | 0-0 | 0-0 | 1 | 0 | 0 | 0 | 0 | 0 |
| KJ Adams, Jr. | 0-0 | 0-0 | 0-0 | 0 | 0 | 0 | 0 | 1 | 0 |
| Mitch Lightfoot | 1-1 | 0-0 | 0-0 | 1 | 1 | 0 | 0 | 4 | 2 |
| Remy Martin | 5-9 | 4-6 | 0-0 | 3 | 1 | 1 | 1 | 2 | 14 |
| Team | | | | 1 | | | | | |

Totals 29-66 | 6-17 | 8-14 | 35 | 11 | 5 | 6 | 16 | 72

Turnovers: North Carolina 13, Kansas 9. Halftime: North Carolina 40, Kansas 25. Officials: Ron Groover; Terry Oglesby, Jeff Anderson. Attendance: 69,423.



2022 Kansas—Front Row (left-right): Manager Thomas Boardman, Manager Carson Linnes, Manager David Gunnigle, Manager Justin Dickerson, Manager Patgrick Cassidy, Manager Andrew Korta. Middle Row (left-right): Associate Director of Sports Medicine Bill Cowgill, Assistant Coach Jeremy Case, Assistant Coach Norm Roberts, Remy Martin, Jalen Coleman-Lands, Cam Martin, David McCormack, Head Coach Bill Self, Mitch Lightfoot, Ochai Agbaji, Chris Teahan, Assistant Coach Kurtis Townsend, Director of Basketball Operations Fred Quartlebaum, Director of Student-Athlete Development Brennan Bechard, Video Coordinator Brady Morningstar. Back Row (left-right): Trainer Samantha Thomas, Head Manager Jaden Gard, Joseph Yesufu, Dajuan Harris Jr., Kyle Cuffe Jr., Christian Braun, Jalen Wilson, Zach Clemence, KJ Adams Jr., Dillon Wilhite, Michael Jankovich, Charlie McCarthy, Bobby Pettiford, Director of Sports Performance Dr. Ramsey Nijem.

2023 CHAMPIONSHIP GAME, APRIL 3 AT HOUSTON UCONN 76, SAN DIEGO ST. 59

| San Diego St. | FG-A | 3FG-A | FT-A | RB | A | BK | ST | PF | TP |
|-----------------------|------|-------|------|----|---|----|----|----|----|
| Darrion Trammell* | 5-11 | 1-3 | 2-2 | 3 | 1 | 0 | 3 | 3 | 13 |
| Keshad Johnson* | 3-5 | 1-1 | 7-9 | 4 | 1 | 0 | 0 | 1 | 14 |
| Lamont Butler* | 5-11 | 3-7 | 0-0 | 4 | 2 | 1 | 1 | 1 | 13 |
| Matt Bradley* | 2-9 | 0-4 | 4-5 | 3 | 1 | 0 | 1 | 2 | 8 |
| Nathan Mensah* | 0-4 | 0-0 | 1-2 | 6 | 0 | 1 | 2 | 3 | 1 |
| Adam Seiko | 1-4 | 1-3 | 0-0 | 2 | 0 | 0 | 0 | 3 | 3 |
| Aguek Arop | 0-3 | 0-0 | 0-0 | 4 | 1 | 0 | 0 | 1 | 0 |
| Cade Alger | 0-1 | 0-1 | 0-0 | 0 | 0 | 0 | 0 | 0 | 0 |
| Demarshay Johnson Jr. | 0-0 | 0-0 | 0-0 | 0 | 0 | 0 | 0 | 0 | 0 |
| Elijah Saunders | 0-0 | 0-0 | 0-0 | 0 | 0 | 0 | 0 | 0 | 0 |
| Jaedon LeDee | 3-6 | 0-0 | 1-2 | 4 | 1 | 0 | 0 | 2 | 7 |
| Jared Barnett | 0-0 | 0-0 | 0-0 | 0 | 0 | 0 | 0 | 0 | 0 |
| Micah Parrish | 0-5 | 0-4 | 0-0 | 3 | 0 | 0 | 0 | 4 | 0 |
| Team | | | | 1 | | | | | |

Totals 19-59 | 6-23 | 15-20 | 34 | 7 | 2 | 7 | 20 | 59

| UConn | FG-A | 3FG-A | FT-A | RB | A | BK | ST | PF | TP |
|---------------------|------|-------|------|----|---|----|----|----|----|
| Adama Sanogo* | 5-9 | 0-0 | 7-8 | 10 | 1 | 1 | 0 | 2 | 17 |
| Alex Karaban* | 1-5 | 1-3 | 2-3 | 5 | 0 | 3 | 0 | 2 | 5 |
| Andre Jackson Jr.* | 1-3 | 0-1 | 1-2 | 3 | 6 | 0 | 2 | 3 | 3 |
| Jordan Hawkins* | 5-9 | 2-4 | 4-4 | 4 | 0 | 1 | 1 | 2 | 16 |
| Tristen Newton* | 5-11 | 1-3 | 8-8 | 10 | 4 | 0 | 2 | 2 | 19 |
| Andrew Hurley | 0-0 | 0-0 | 0-0 | 1 | 0 | 0 | 0 | 0 | 0 |
| Apostolos Roumoglou | 0-0 | 0-0 | 0-0 | 0 | 0 | 0 | 0 | 0 | 0 |
| Donovan Clingan | 2-3 | 0-0 | 0-0 | 3 | 1 | 1 | 2 | 3 | 4 |
| Hassan Diarra | 0-0 | 0-0 | 0-0 | 0 | 0 | 0 | 0 | 0 | 0 |
| Joey Calcaterra | 2-6 | 2-3 | 0-0 | 1 | 1 | 0 | 1 | 0 | 6 |
| Nahiem Alleyne | 2-7 | 0-3 | 2-2 | 3 | 0 | 0 | 0 | 1 | 6 |
| Richie Springs | 0-0 | 0-0 | 0-0 | 0 | 0 | 0 | 0 | 0 | 0 |
| Samson Johnson | 0-0 | 0-0 | 0-0 | 0 | 0 | 0 | 0 | 0 | 0 |
| Team | | | | | | | | | |

Totals 23-53 | 6-17 | 24-27 | 40 | 13 | 6 | 8 | 15 | 76

Turnovers: UConn 13, San Diego St. 12. Halftime: UConn 36, San Diego St. 24. Officials:



2023 UConn—Front Row (left-right): Andre Johnson Jr., Joey Calcaterra, Tristen Newton, Jordan Hawkins, Andre Jackson Jr., Nahiem Alleyne, Hassan Diarra, Andrew Hurley. Back Row (left-right): Emmett Hendry, Apostolos Roumoglou, Richie Springs, Samson Johnson, Donovan Clingan, Adama Sanogo, Yarin Hasson, Alex Karaban.

THE BRACKETS

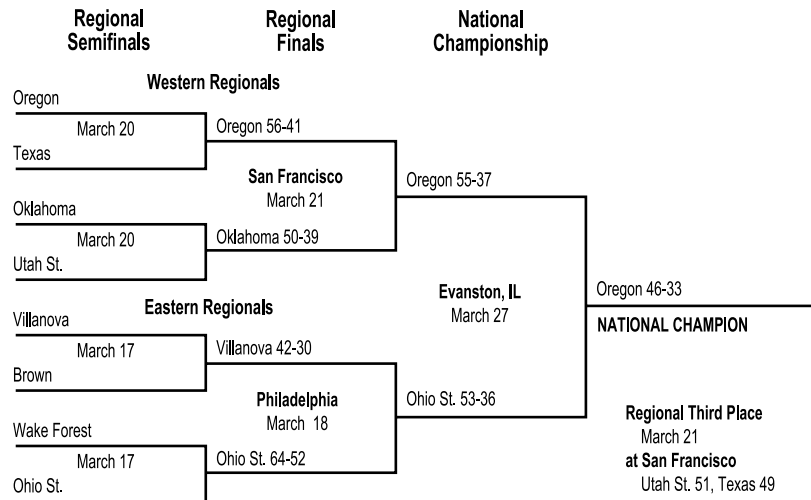


The Brackets.....

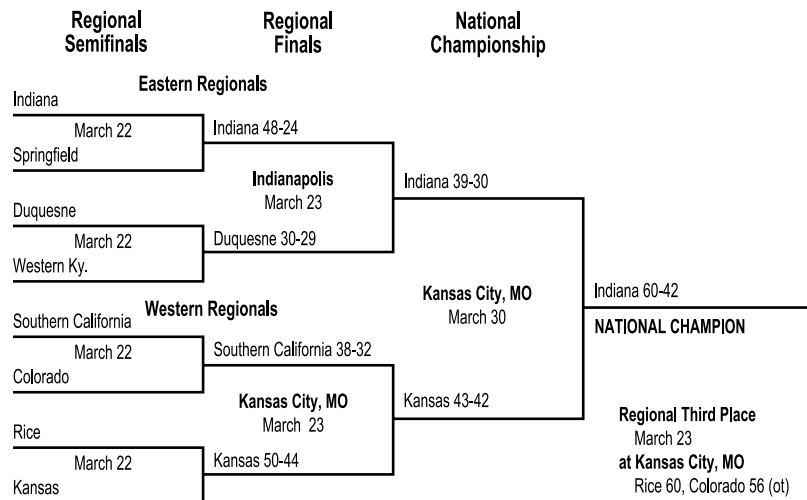
337

THE BRACKETS

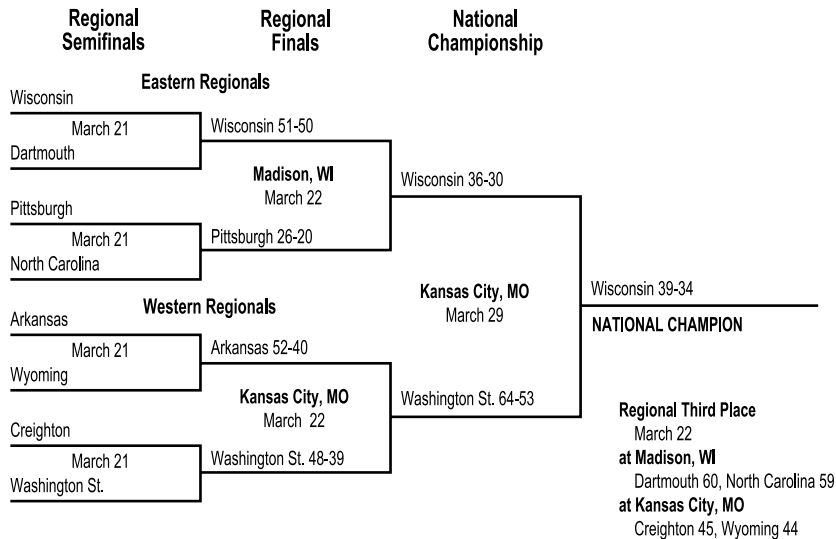
1939 Championship Bracket



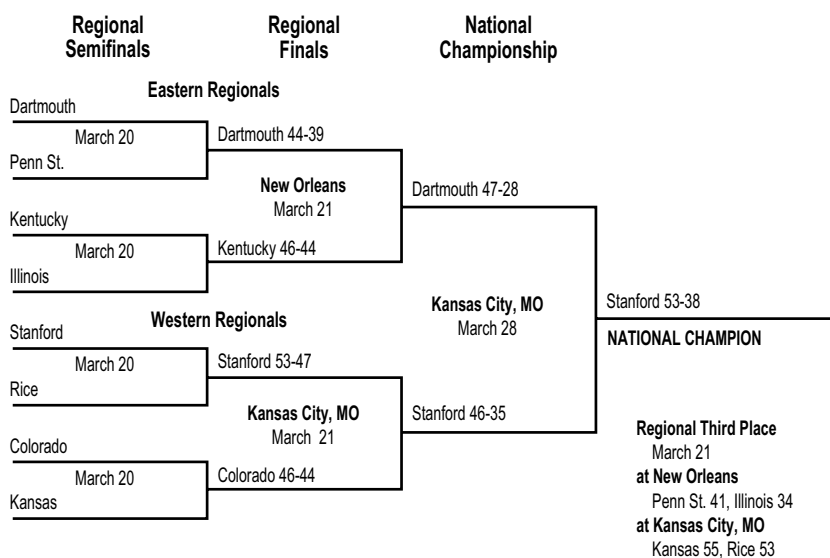
1940 Championship Bracket



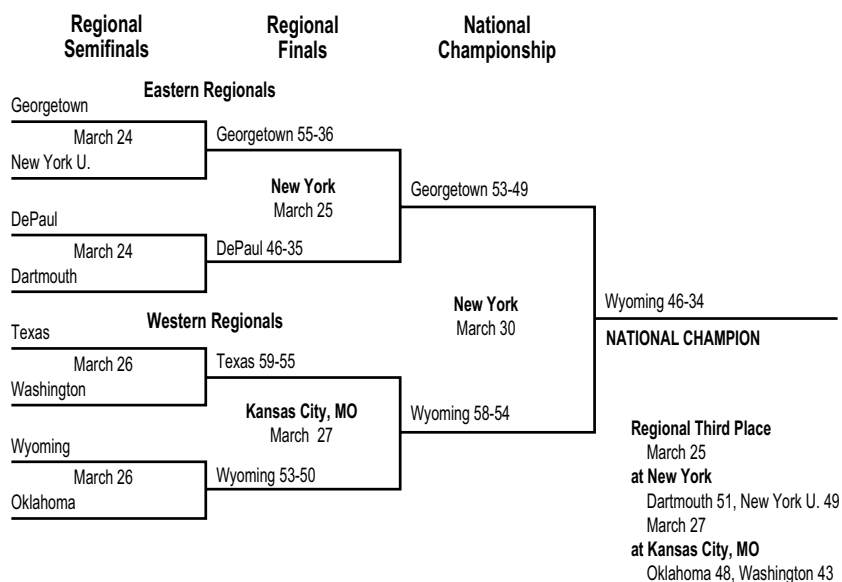
1941 Championship Bracket



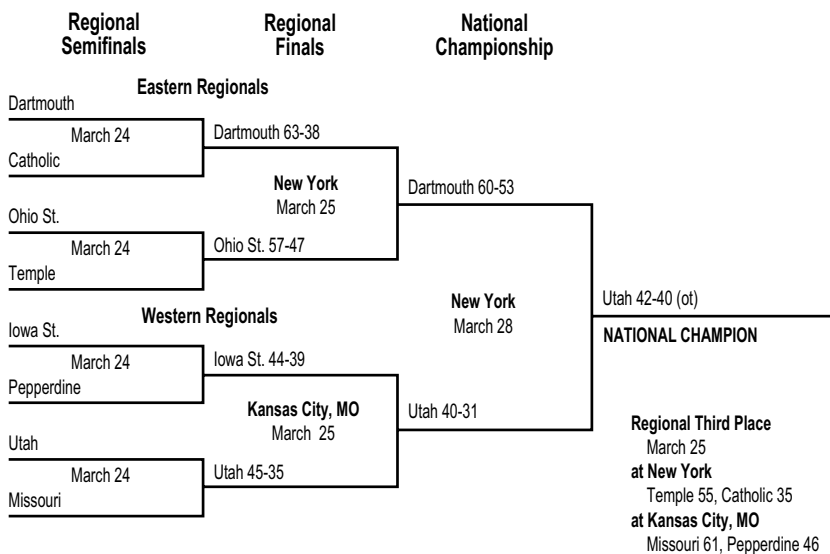
1942 Championship Bracket



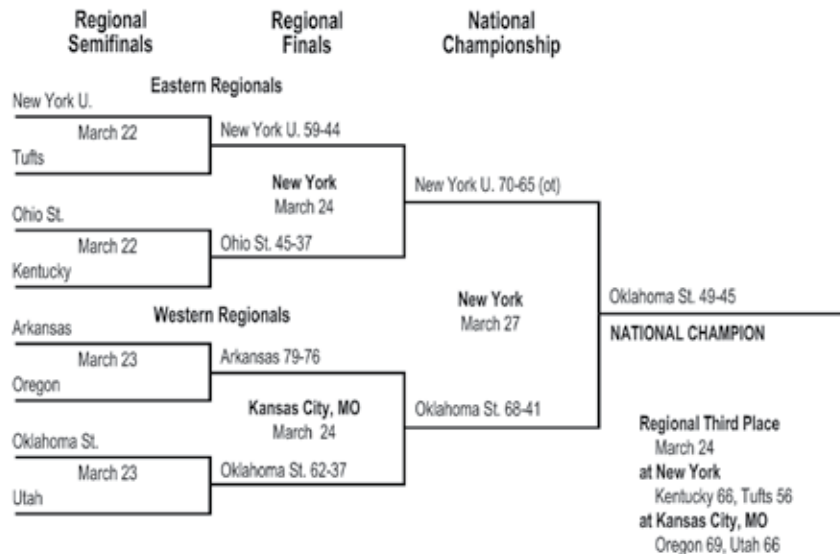
1943 Championship Bracket



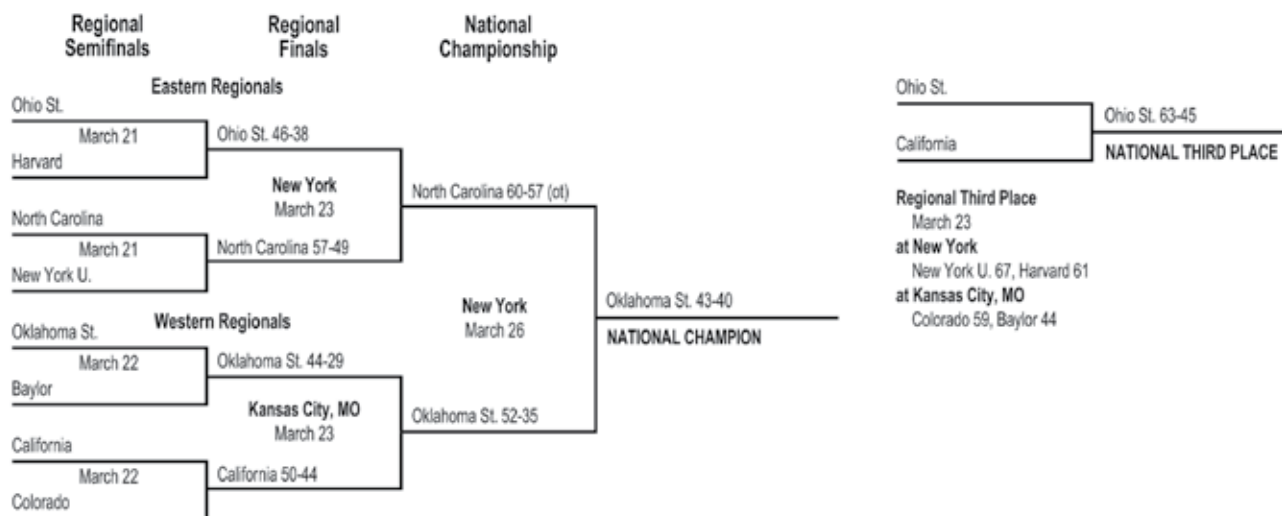
1944 Championship Bracket



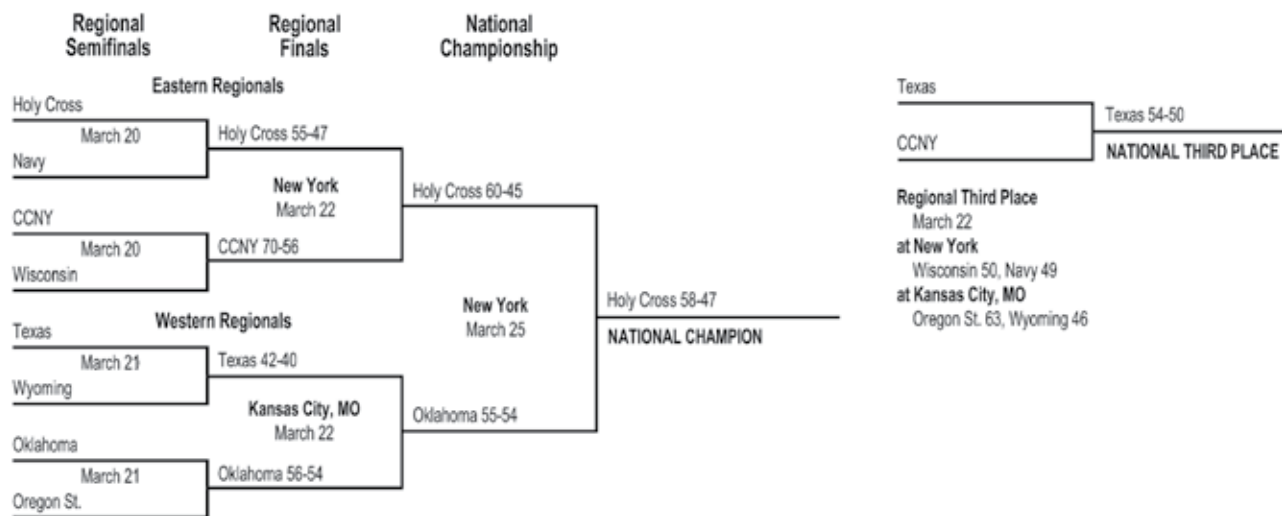
1945 Championship Bracket



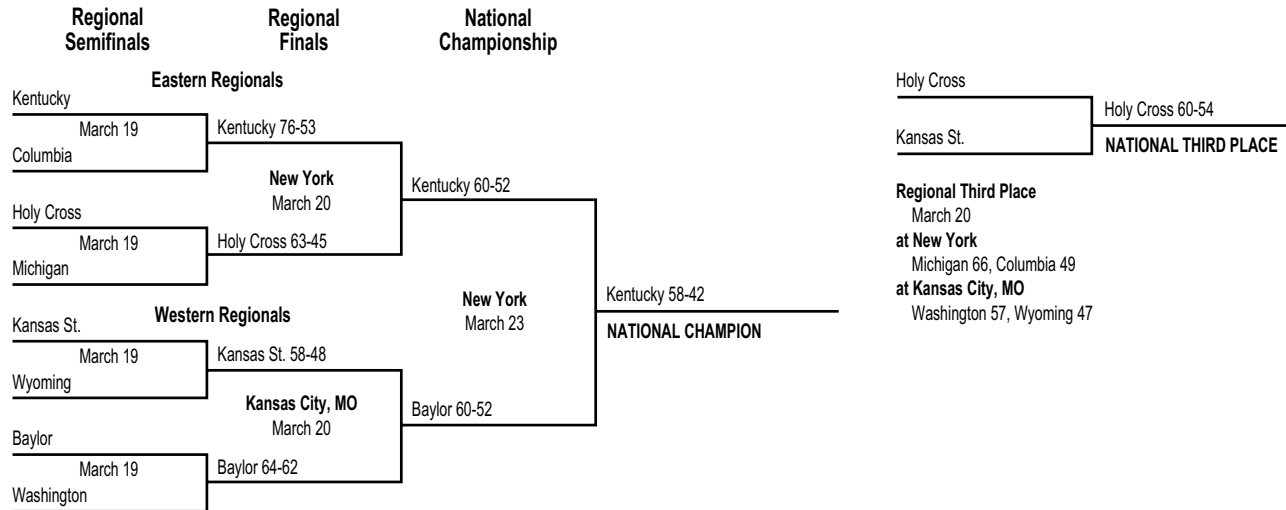
1946 Championship Bracket



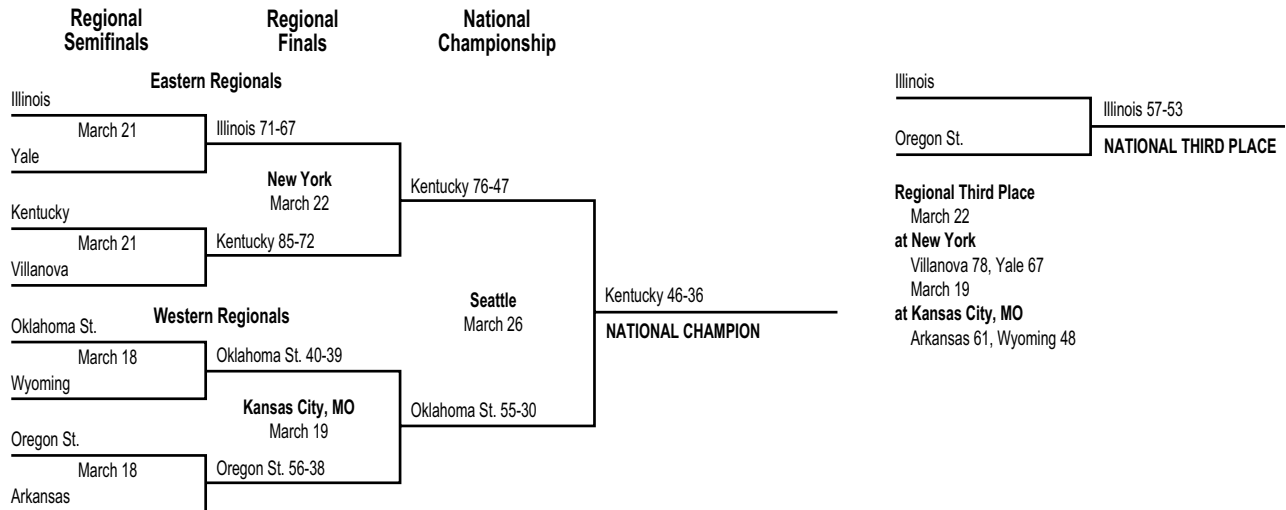
1947 Championship Bracket



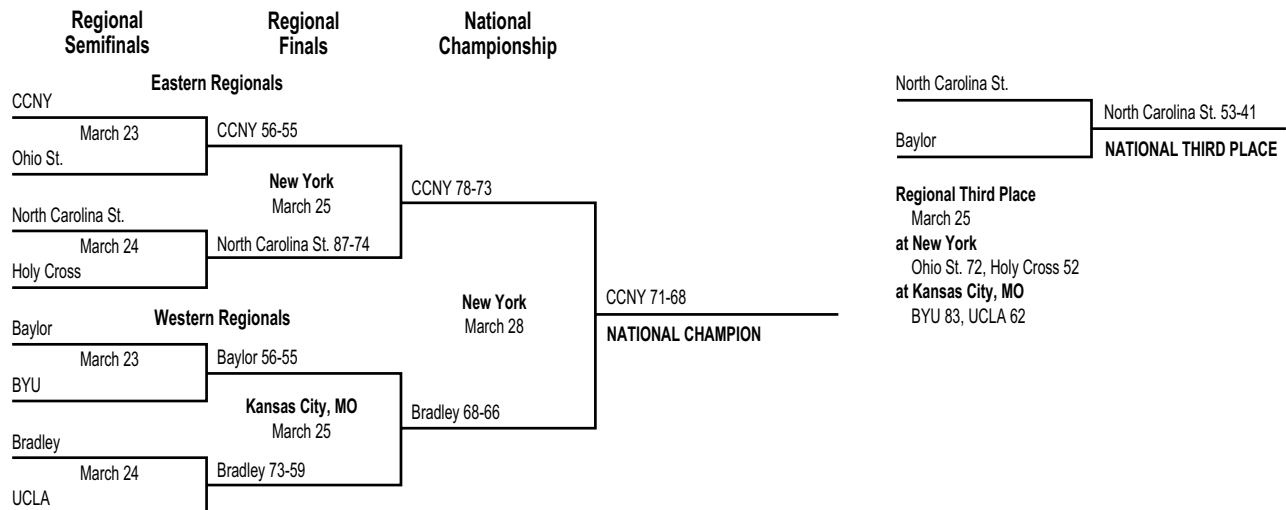
1948 Championship Bracket



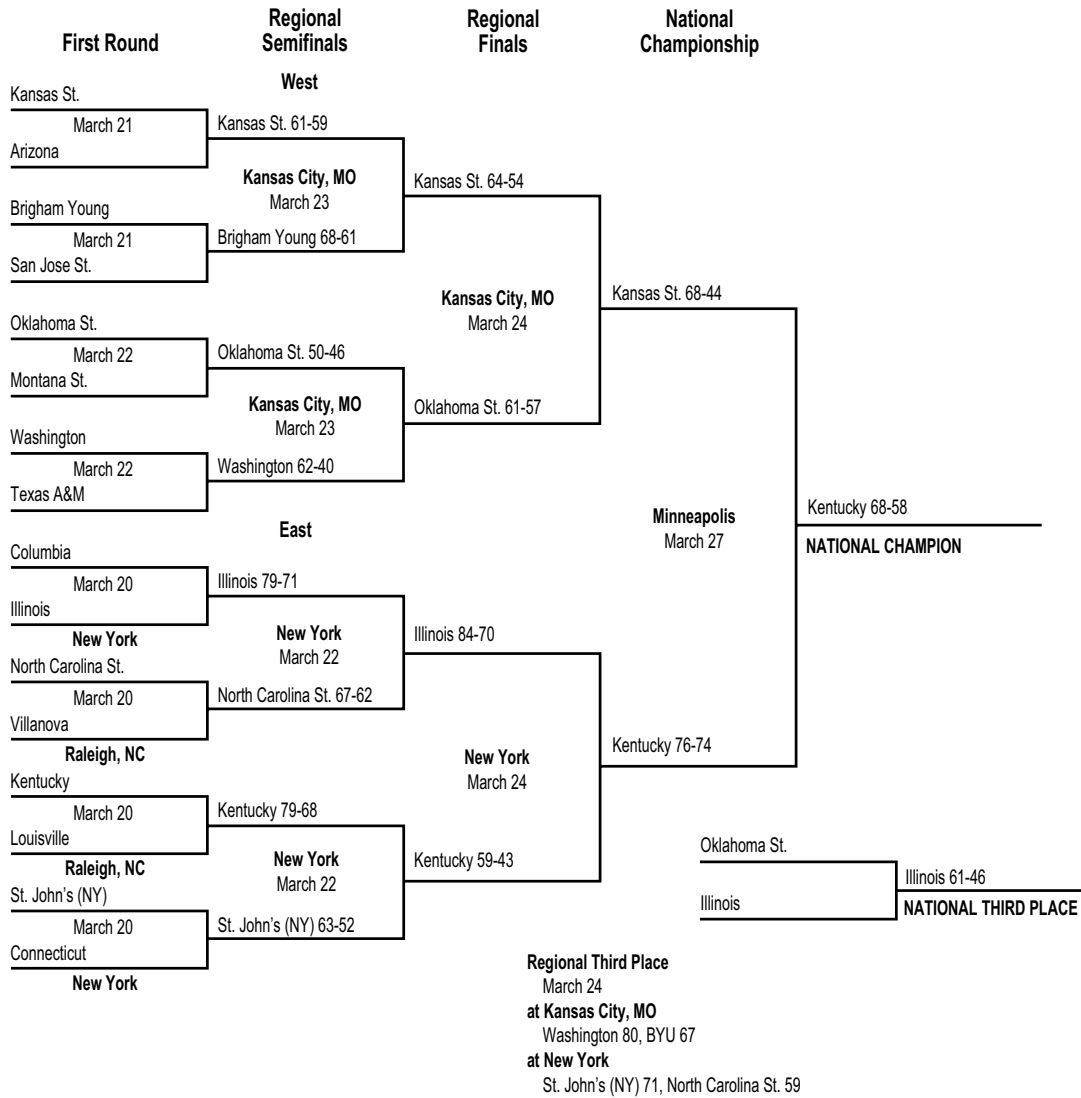
1949 Championship Bracket



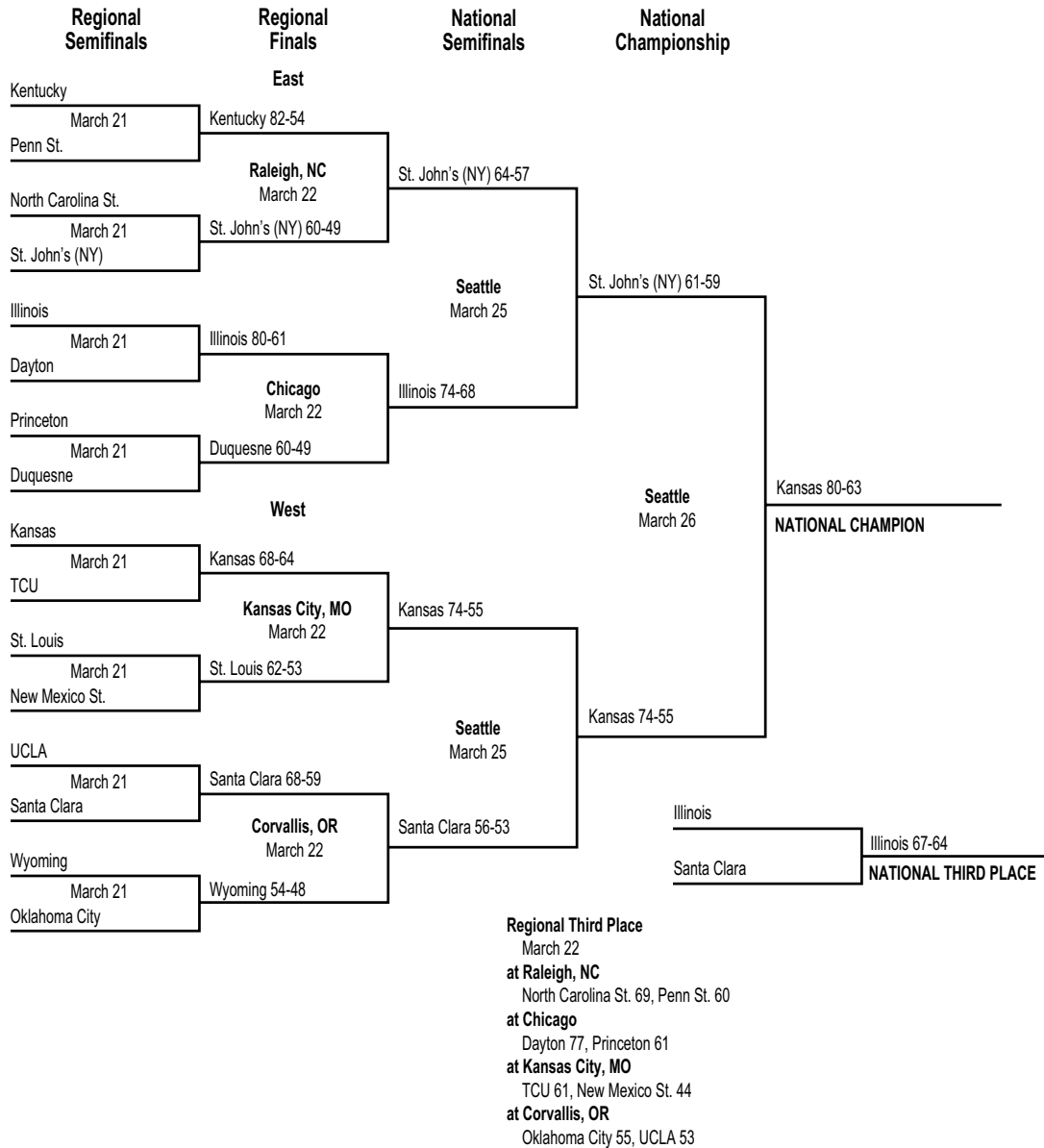
1950 Championship Bracket



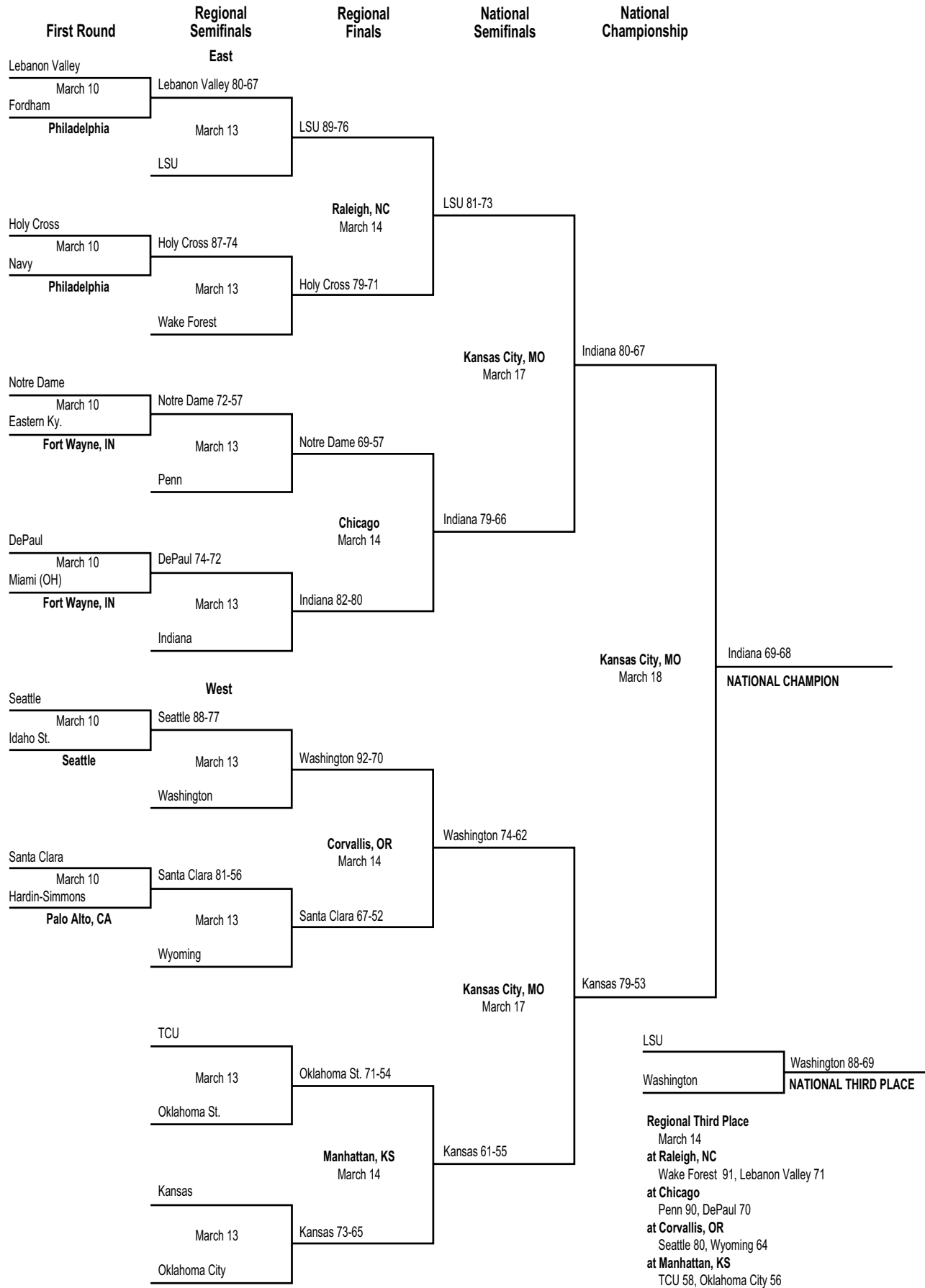
1951 Championship Bracket



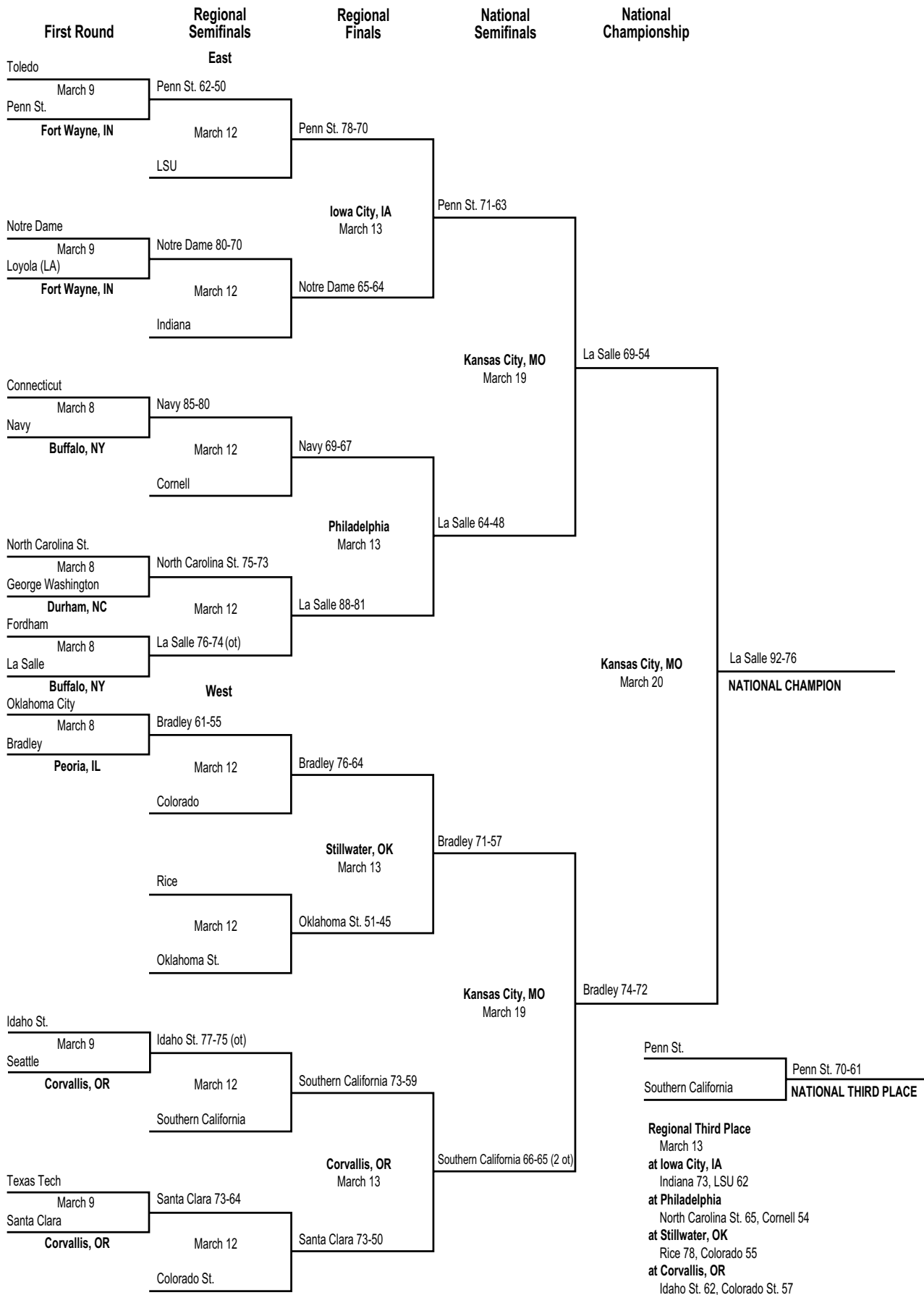
1952 Championship Bracket



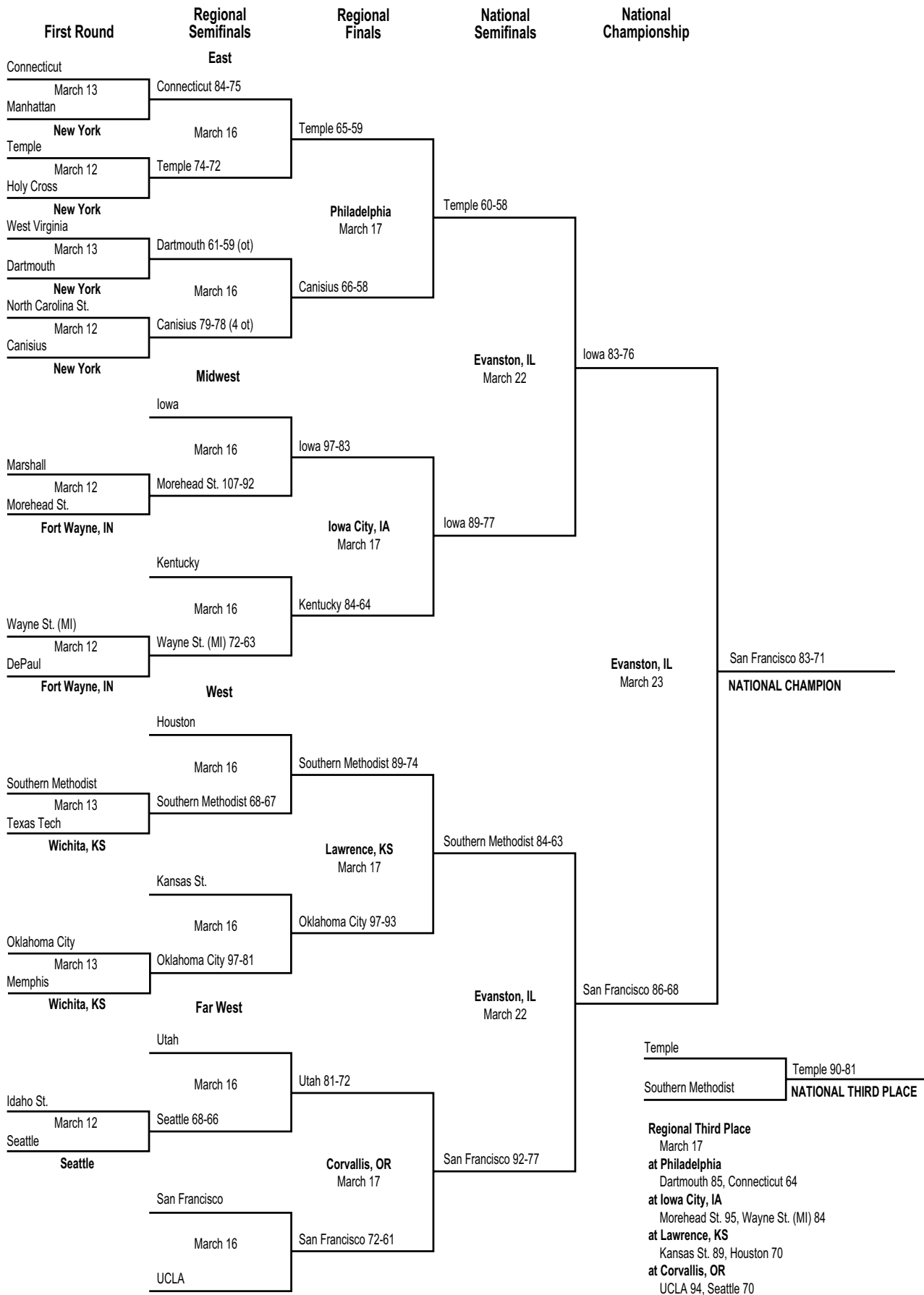
1953 Championship Bracket



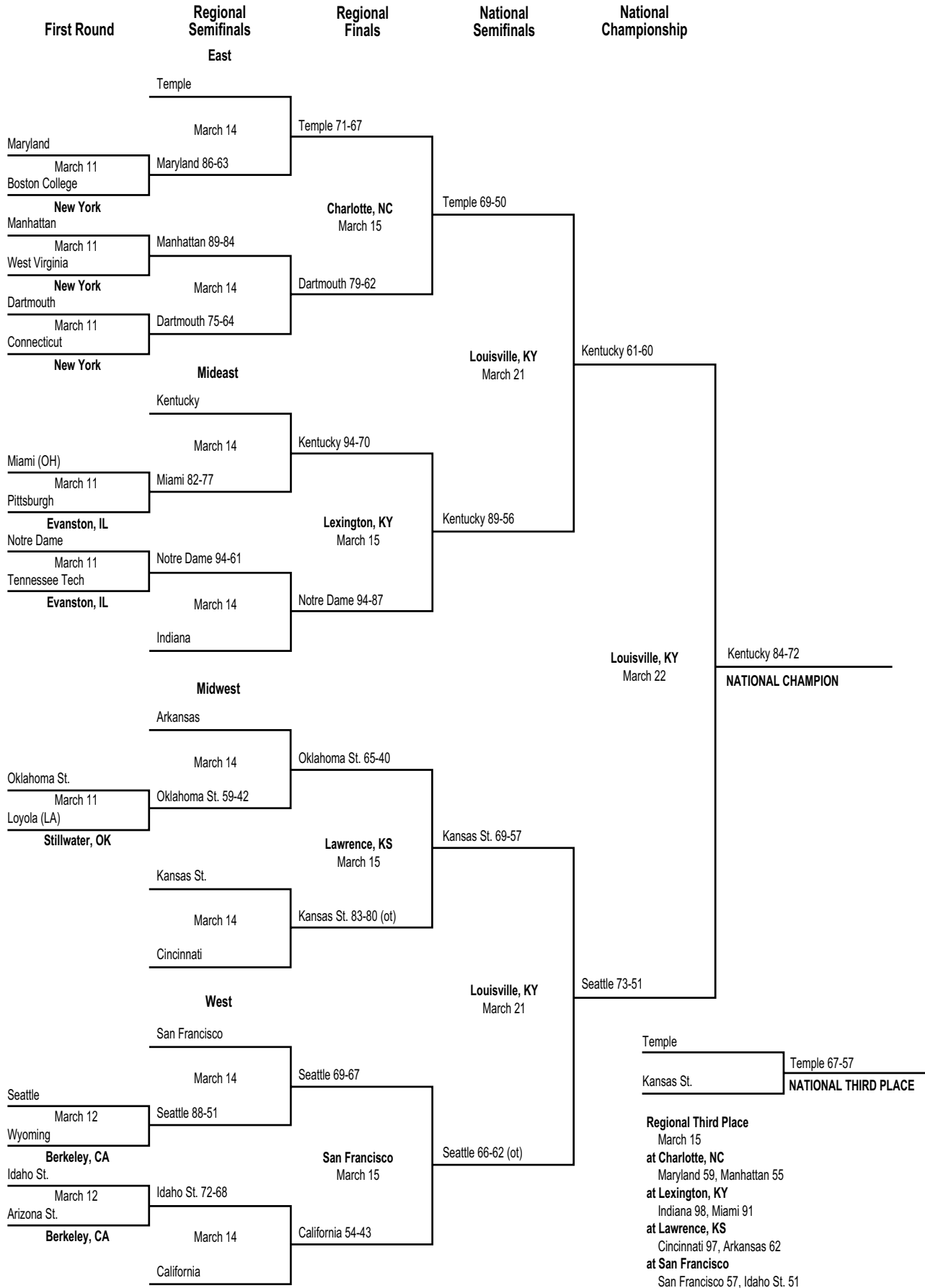
1954 Championship Bracket



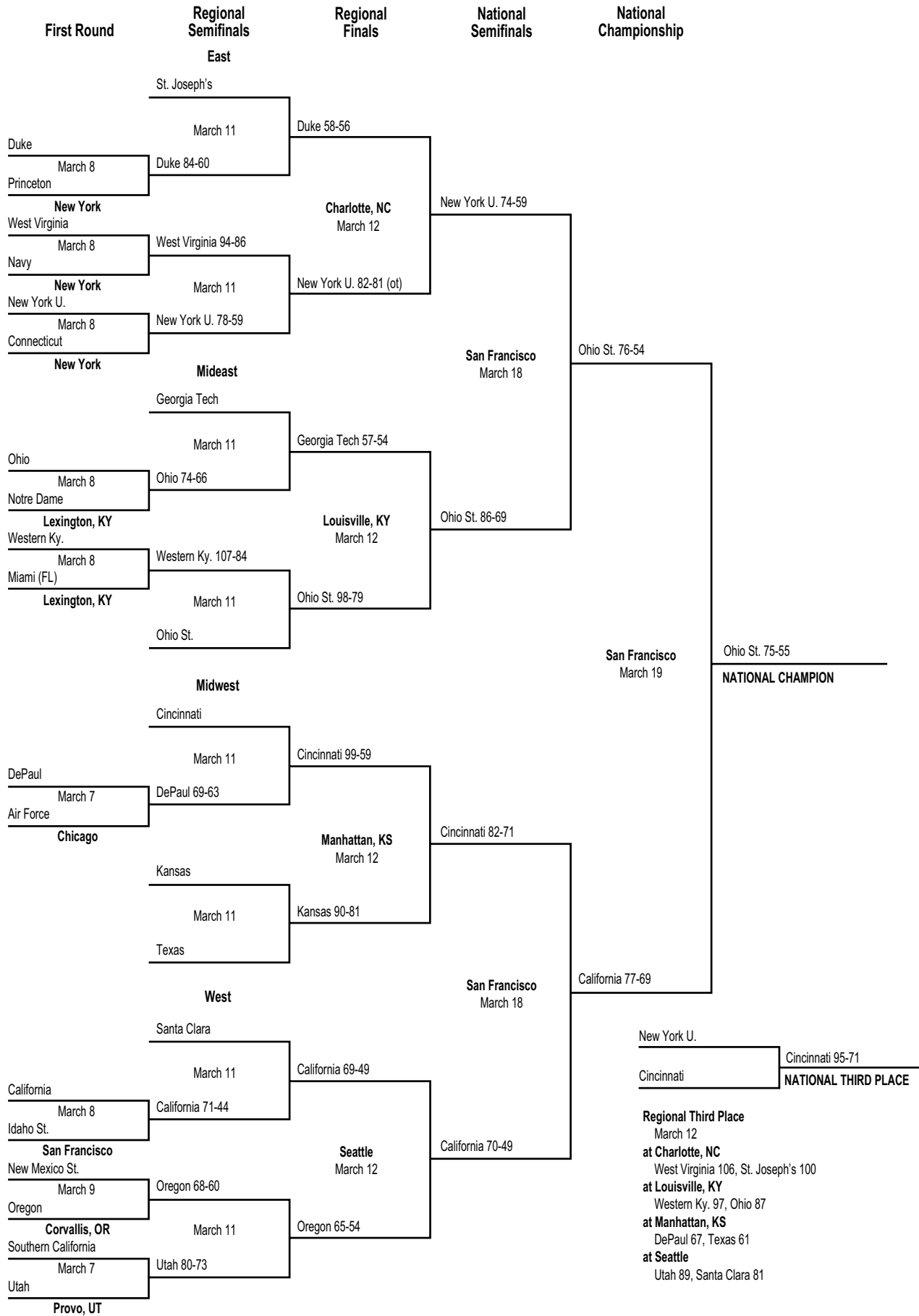
1956 Championship Bracket



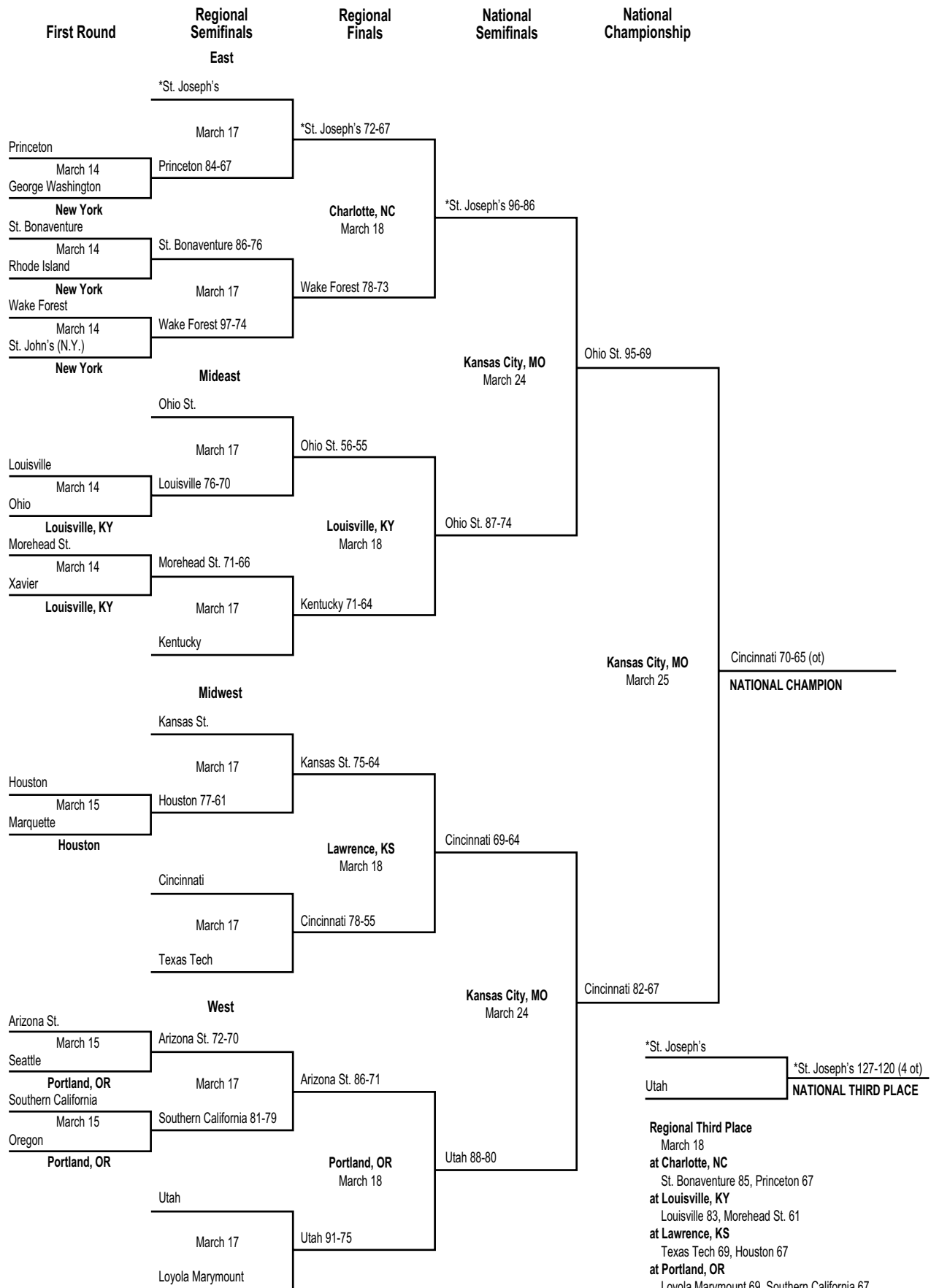
1958 Championship Bracket



1960 Championship Bracket

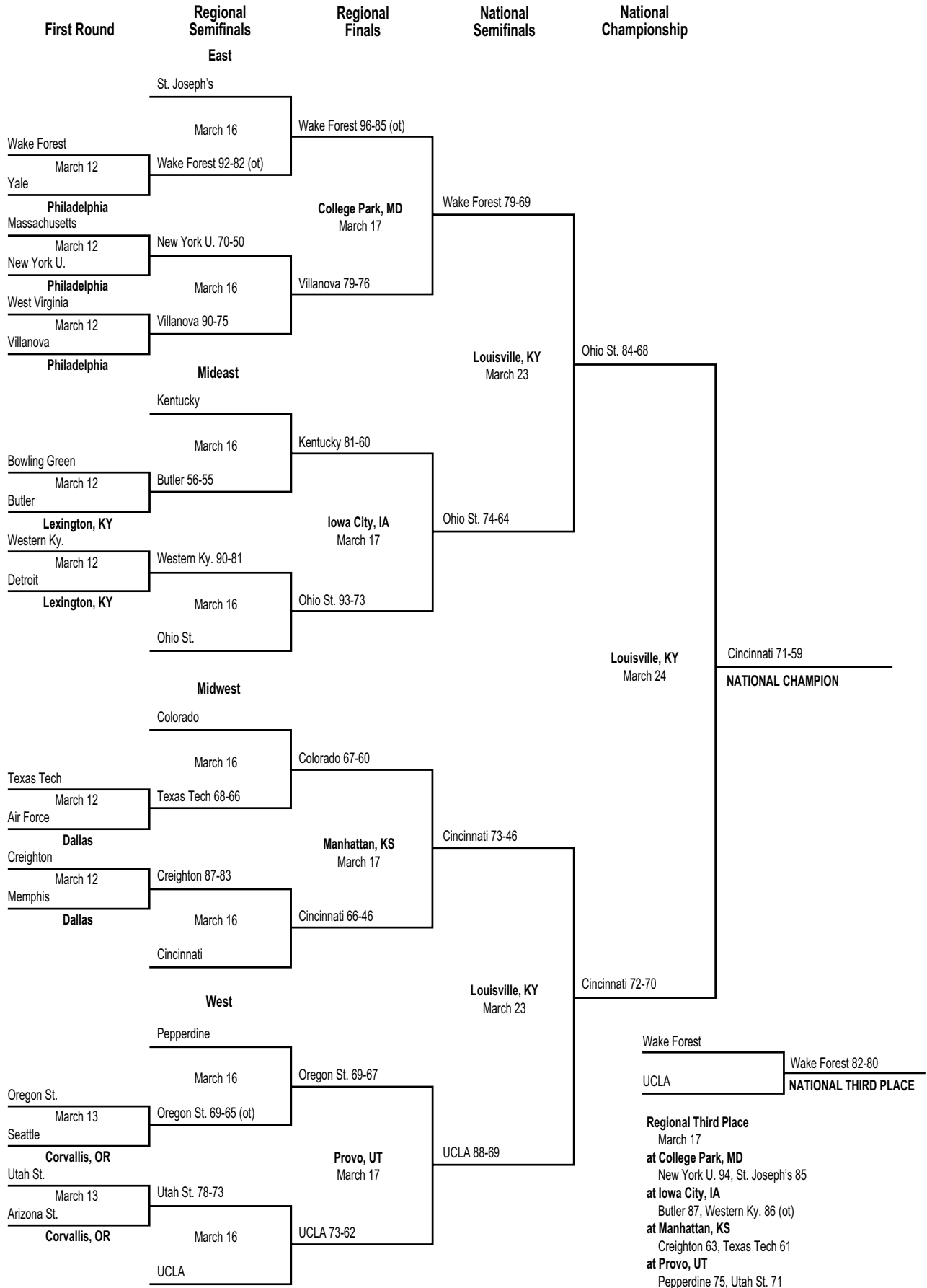


1961 Championship Bracket

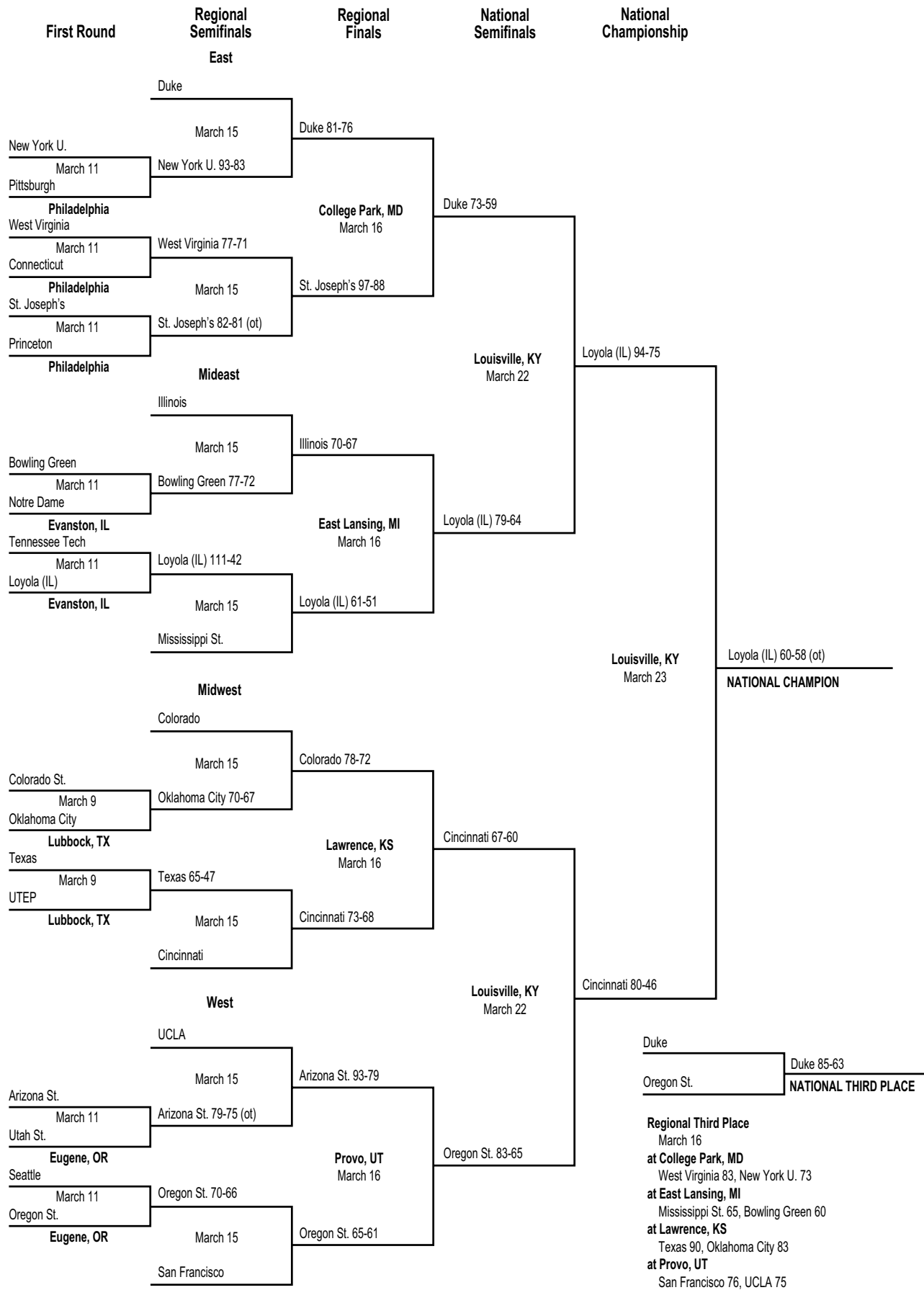


*St. Joseph's participation in 1961 tournament vacated.

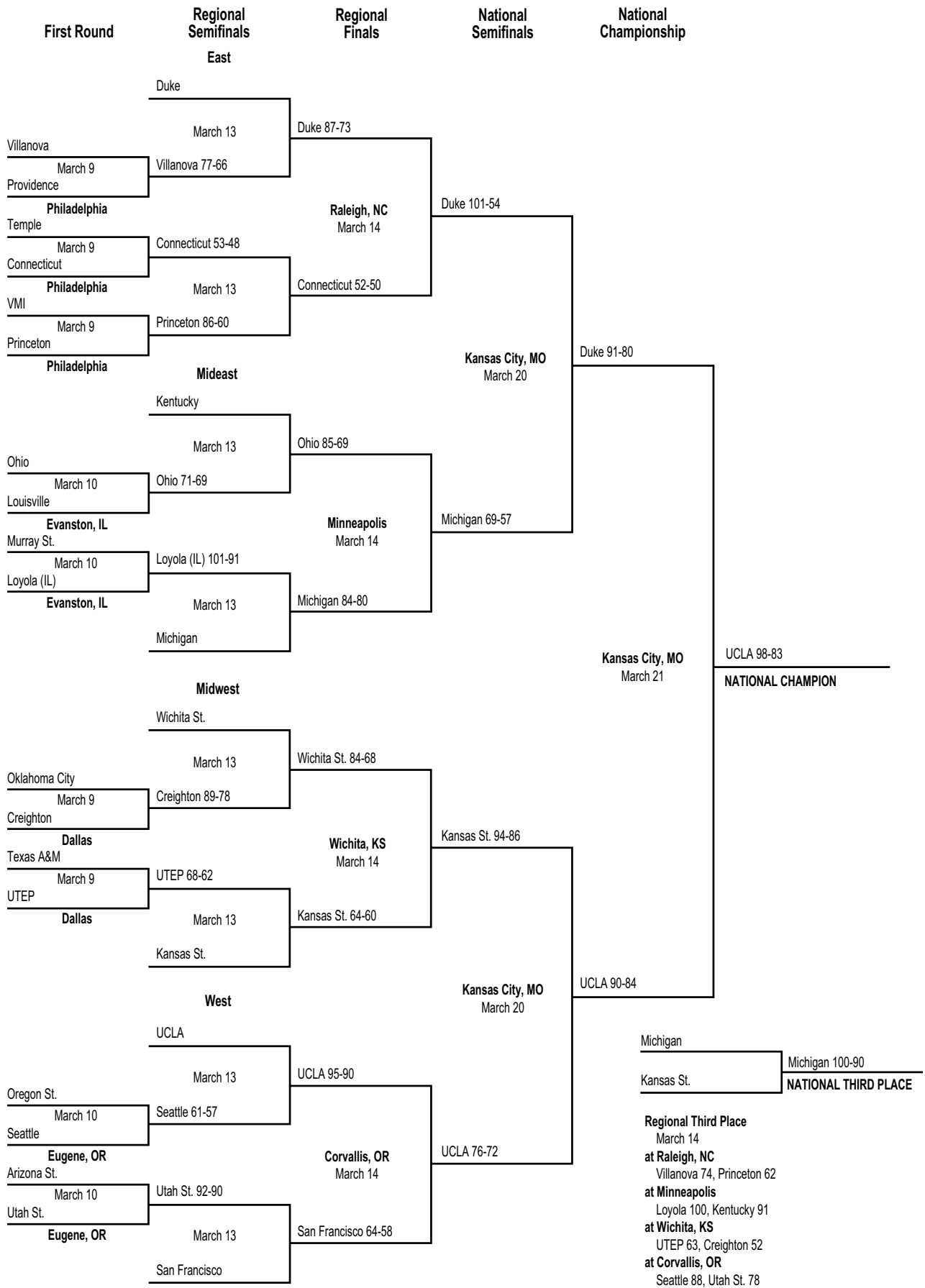
1962 Championship Bracket



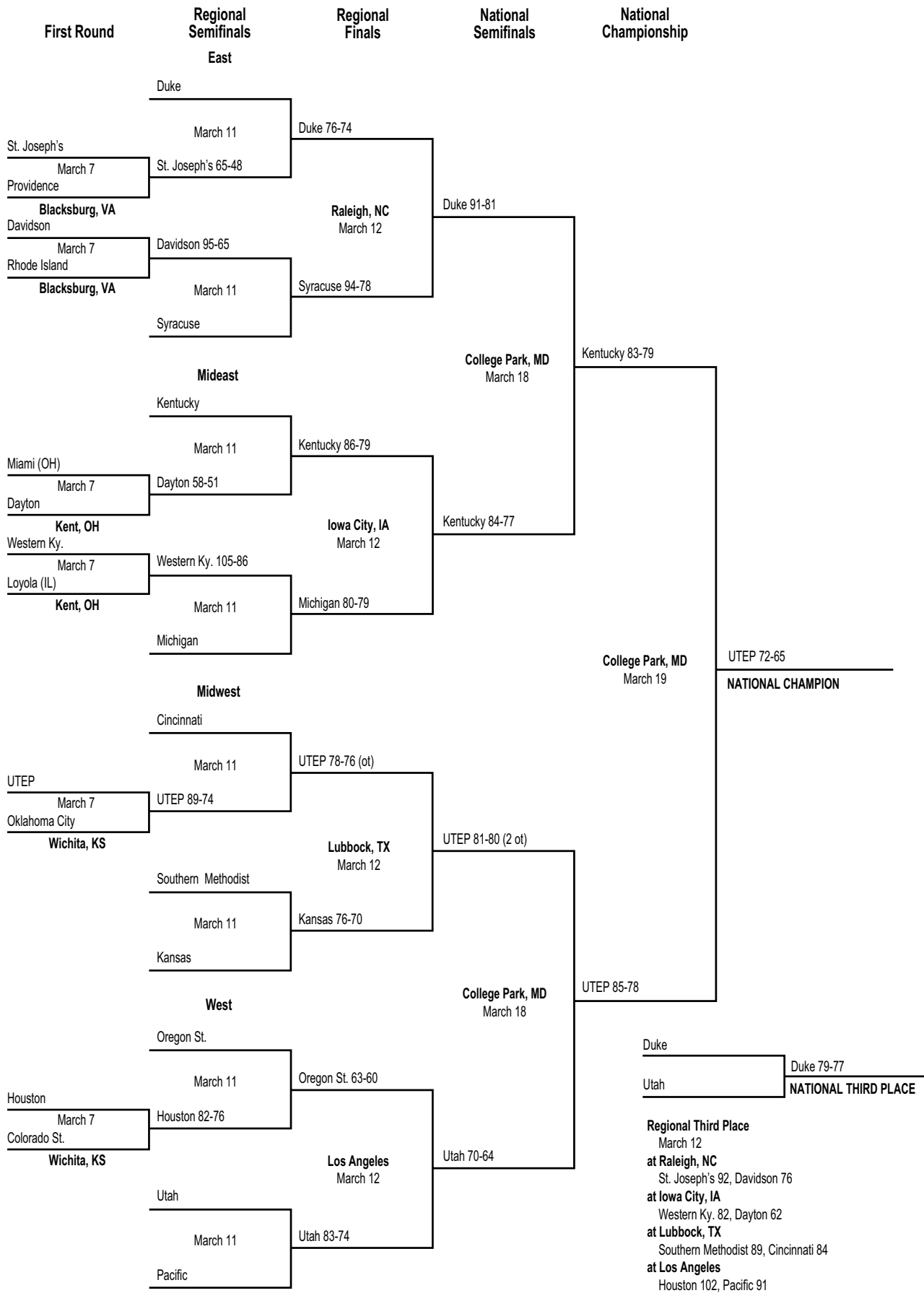
1963 Championship Bracket



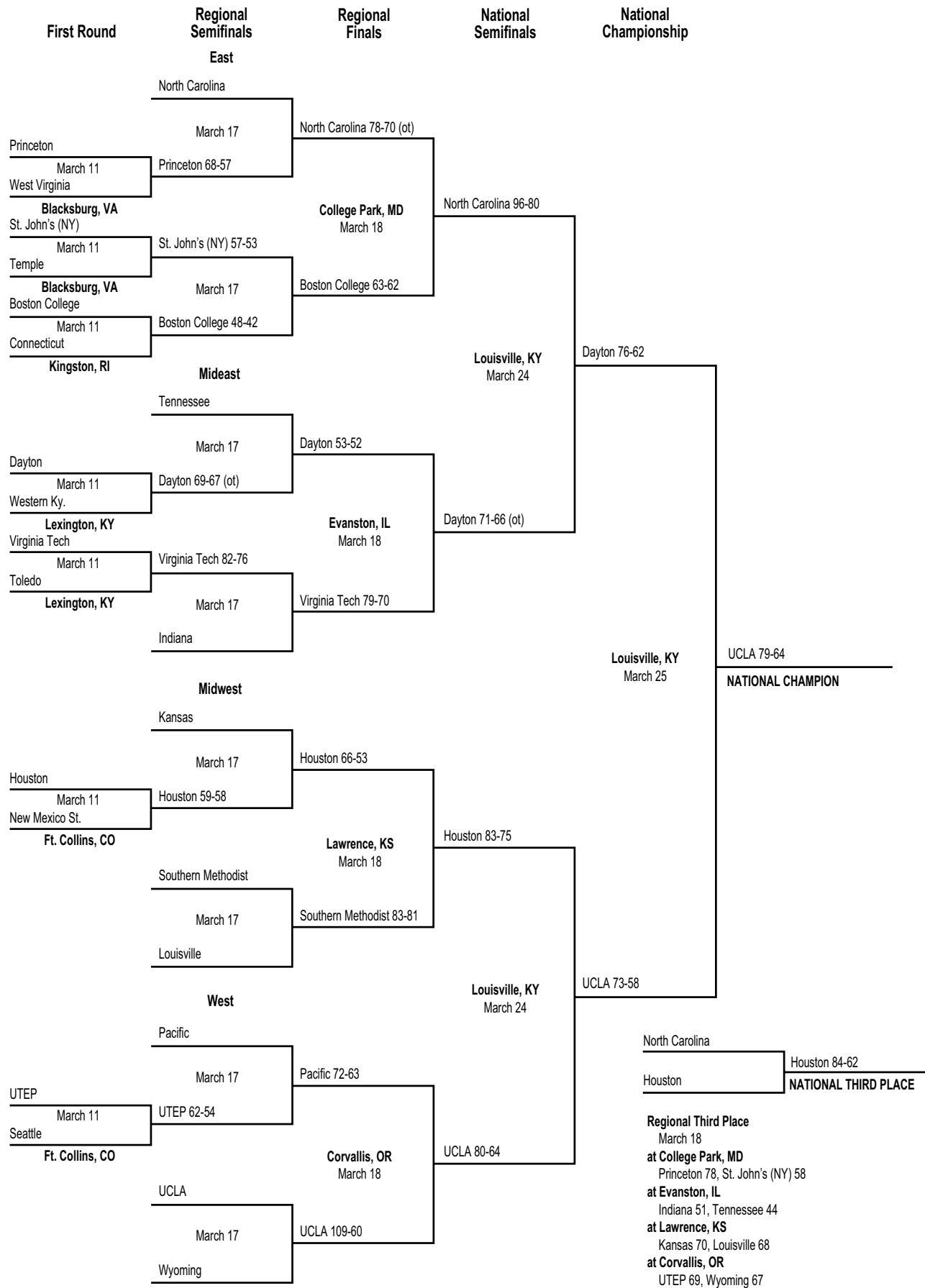
1964 Championship Bracket



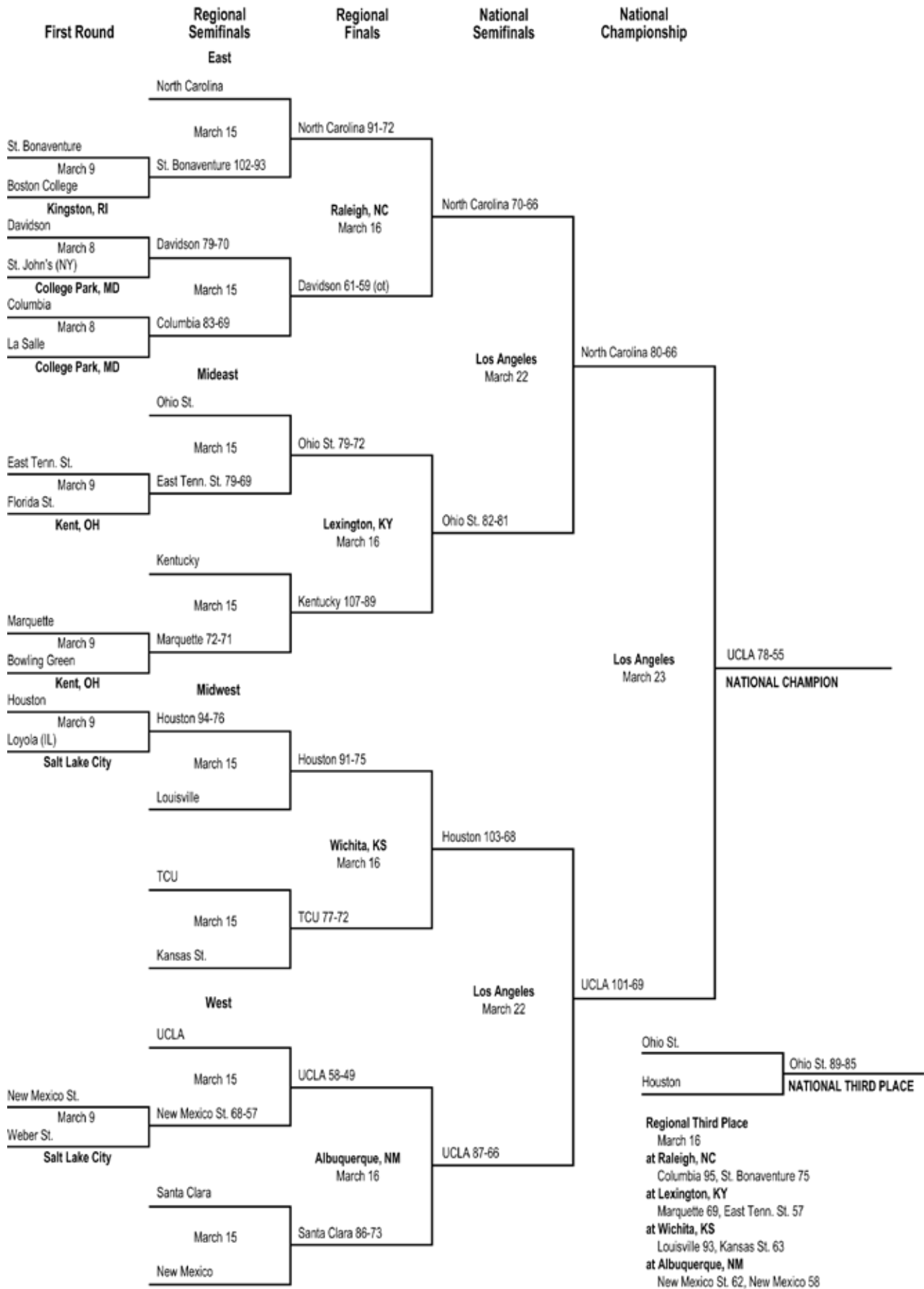
1966 Championship Bracket



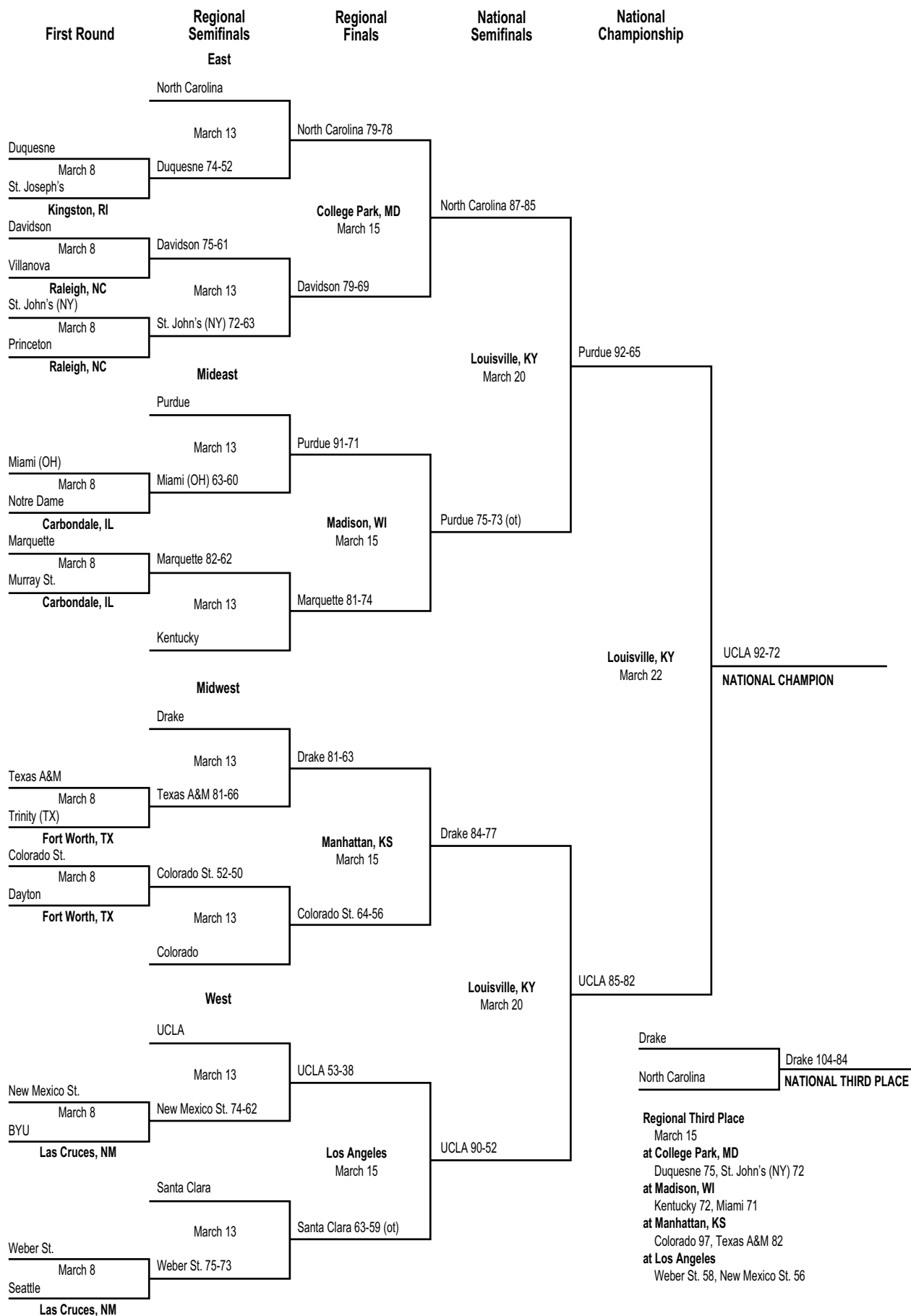
1967 Championship Bracket



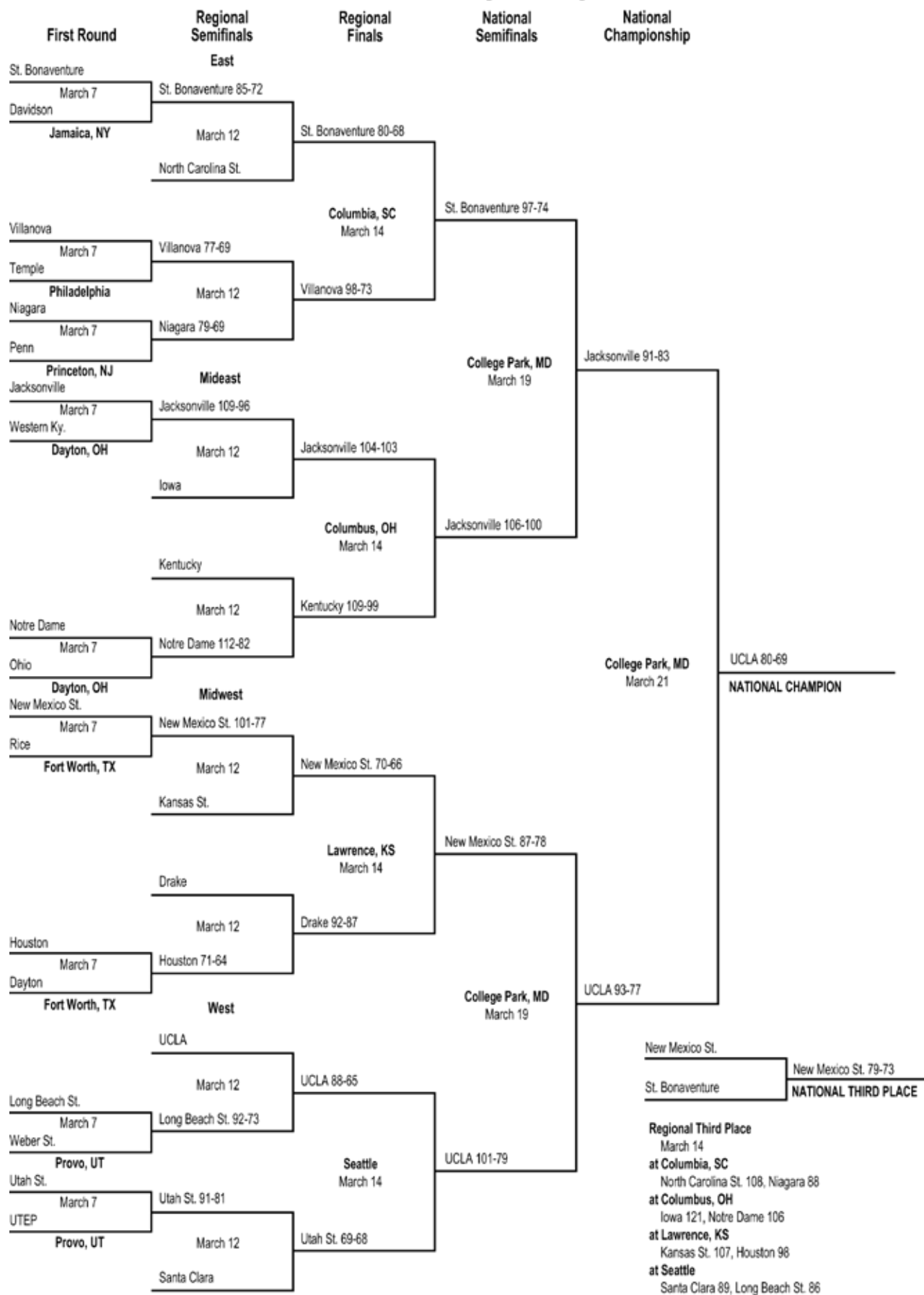
1968 Championship Bracket



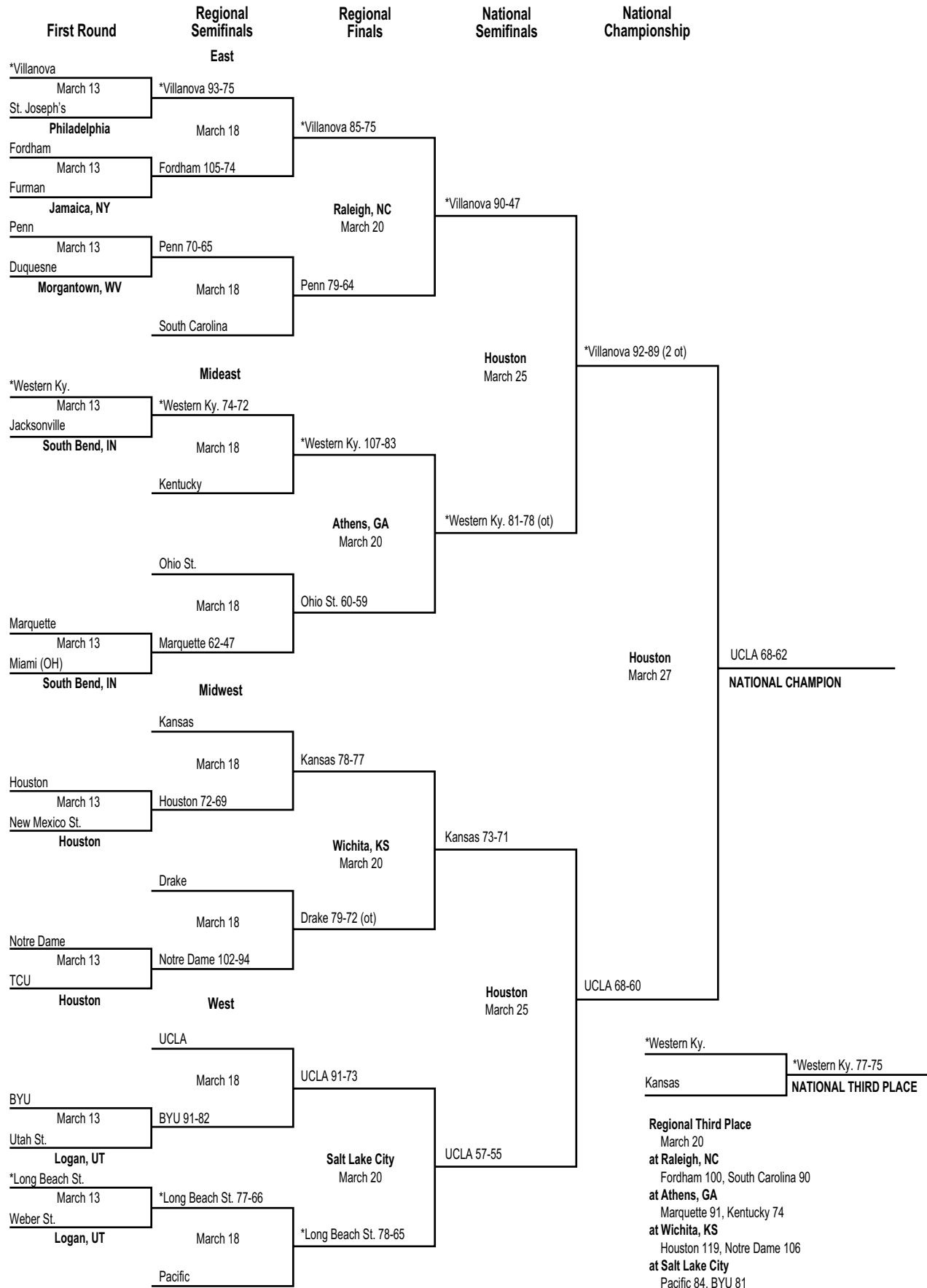
1969 Championship Bracket



1970 Championship Bracket

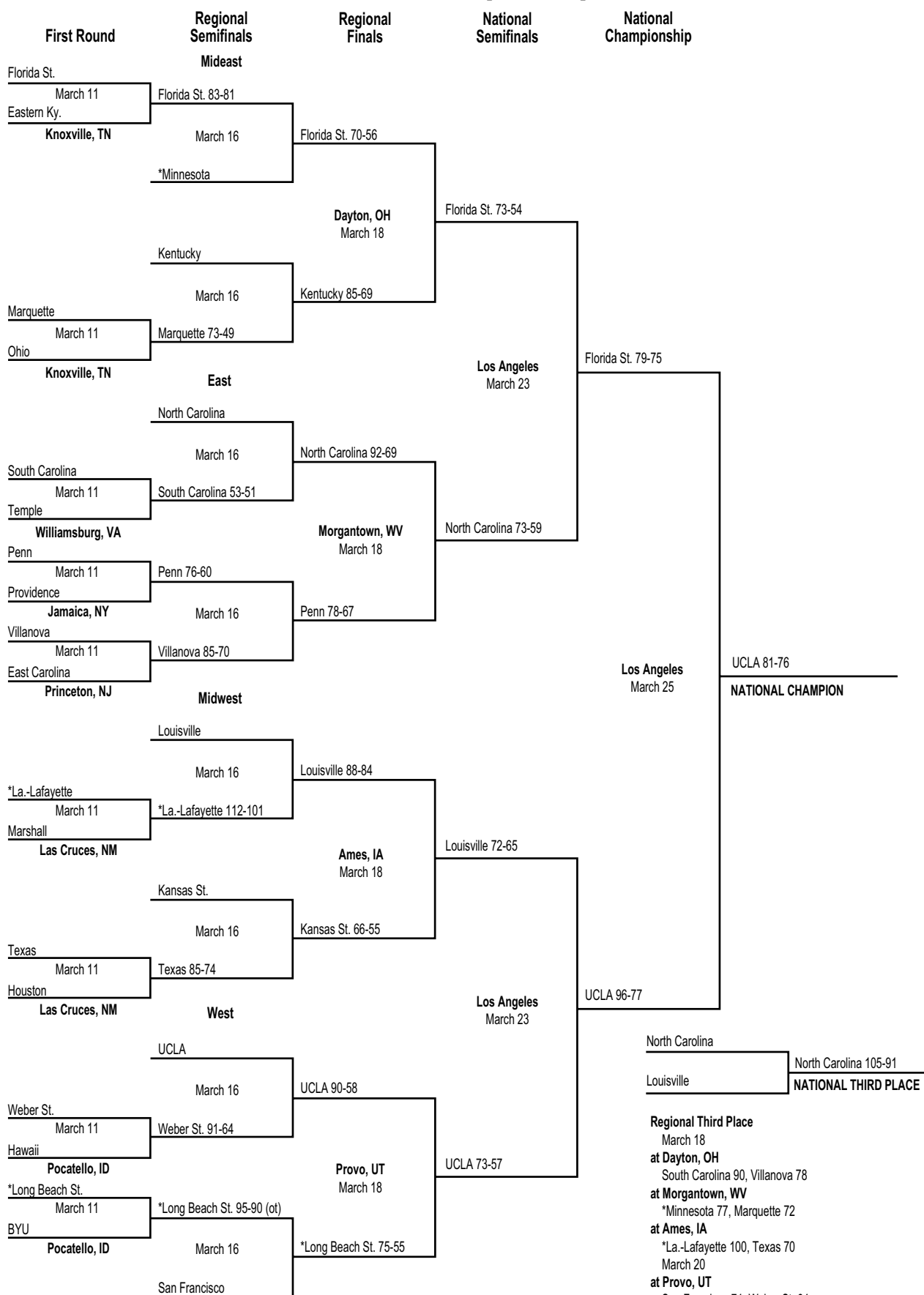


1971 Championship Bracket



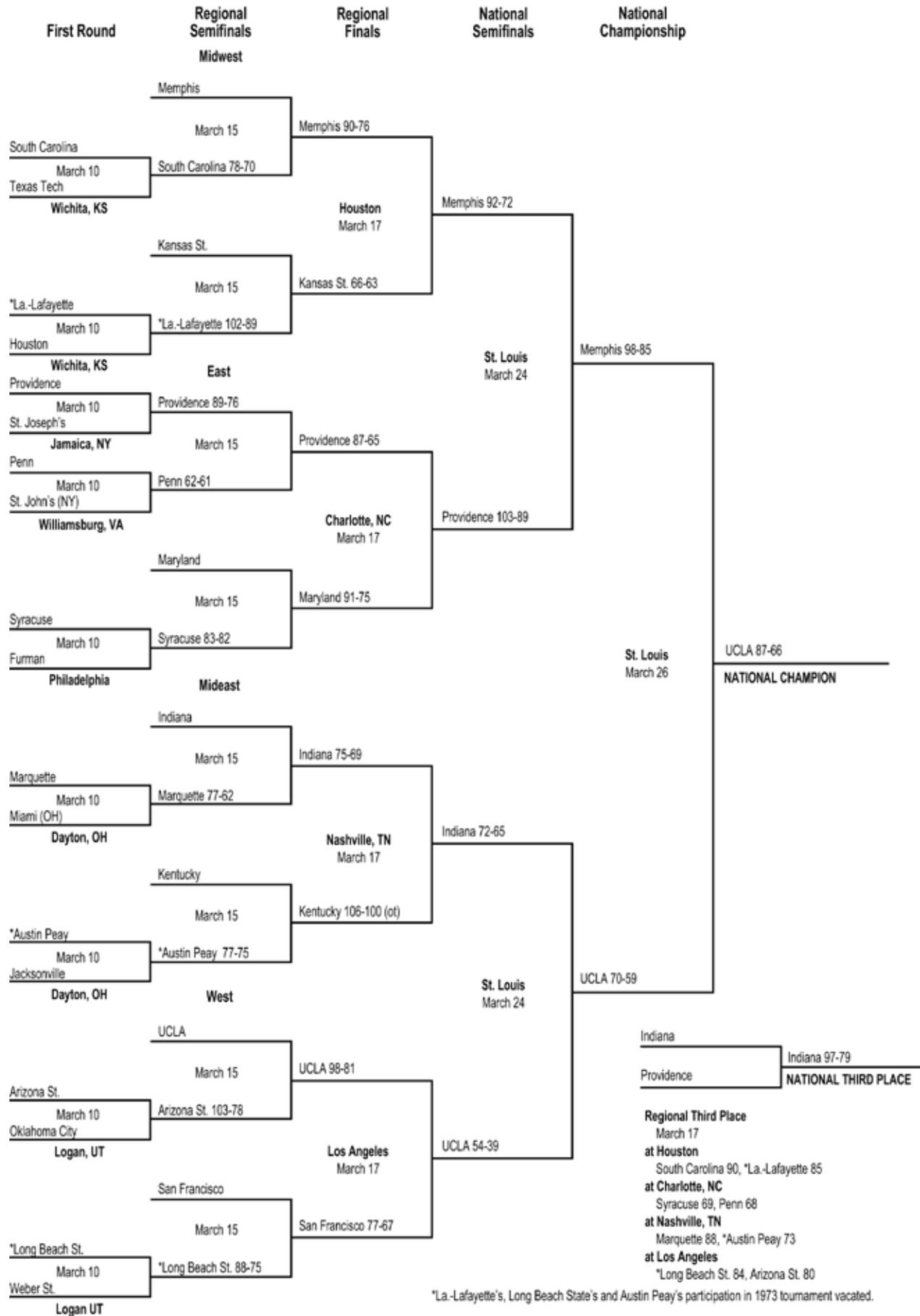
*Villanova's, Western Kentucky's and Long Beach State's participation in 1971 tournament vacated.

1972 Championship Bracket



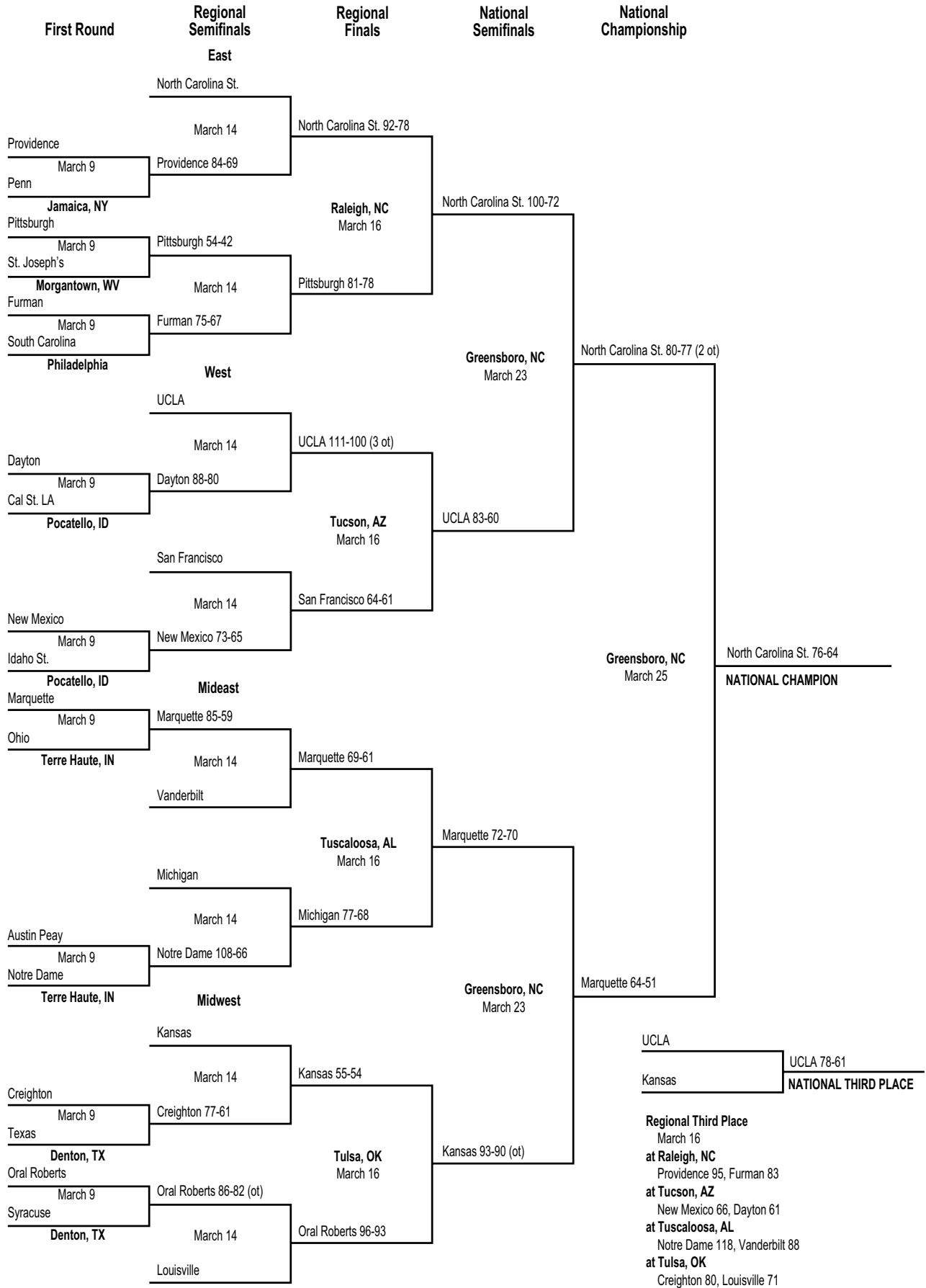
*La.-Lafayette's, Long Beach State's and Minnesota's participation in 1972 tournament vacated.

1973 Championship Bracket

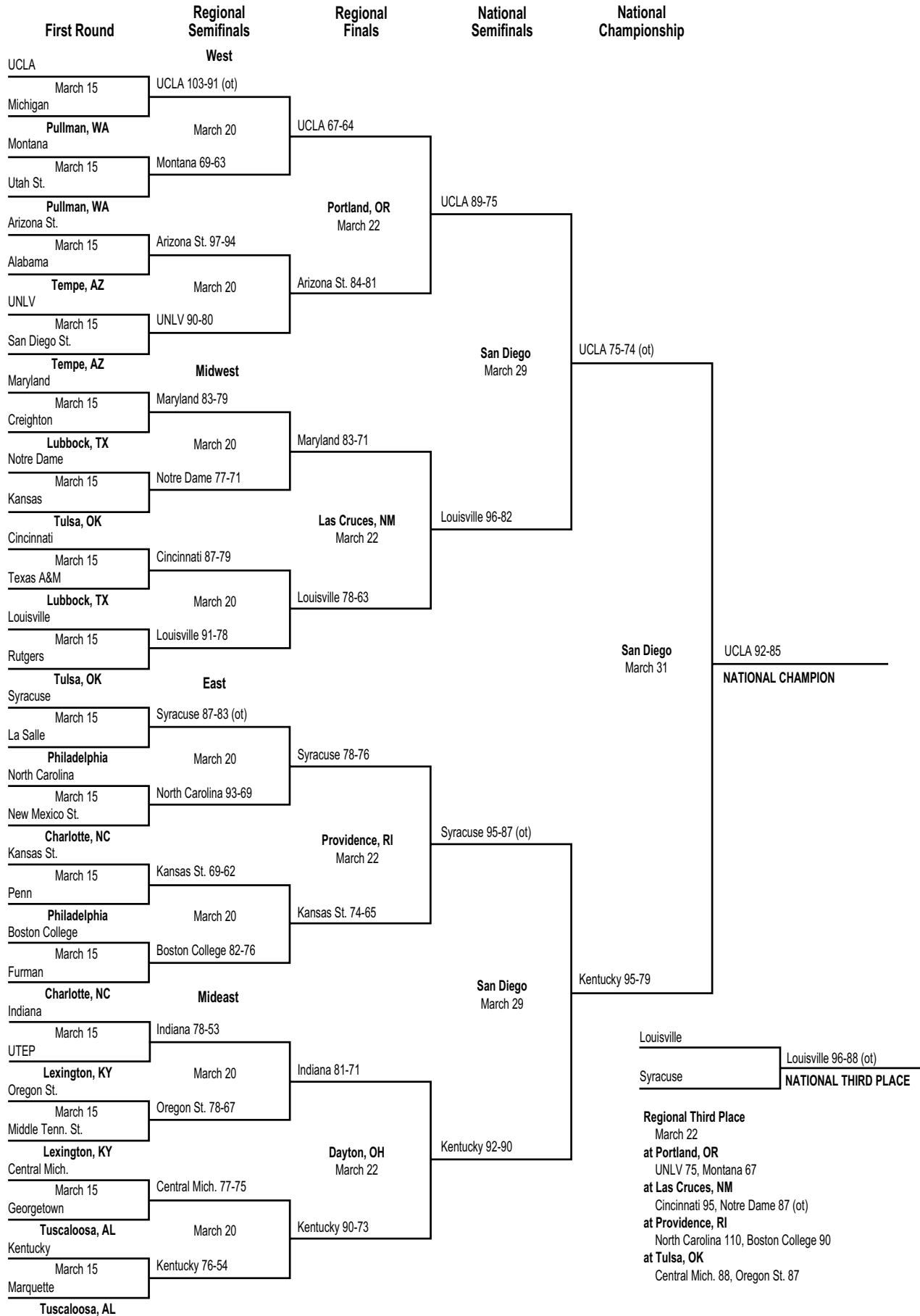


*La.-Lafayette's, Long Beach State's and Austin Peay's participation in 1973 tournament vacated.

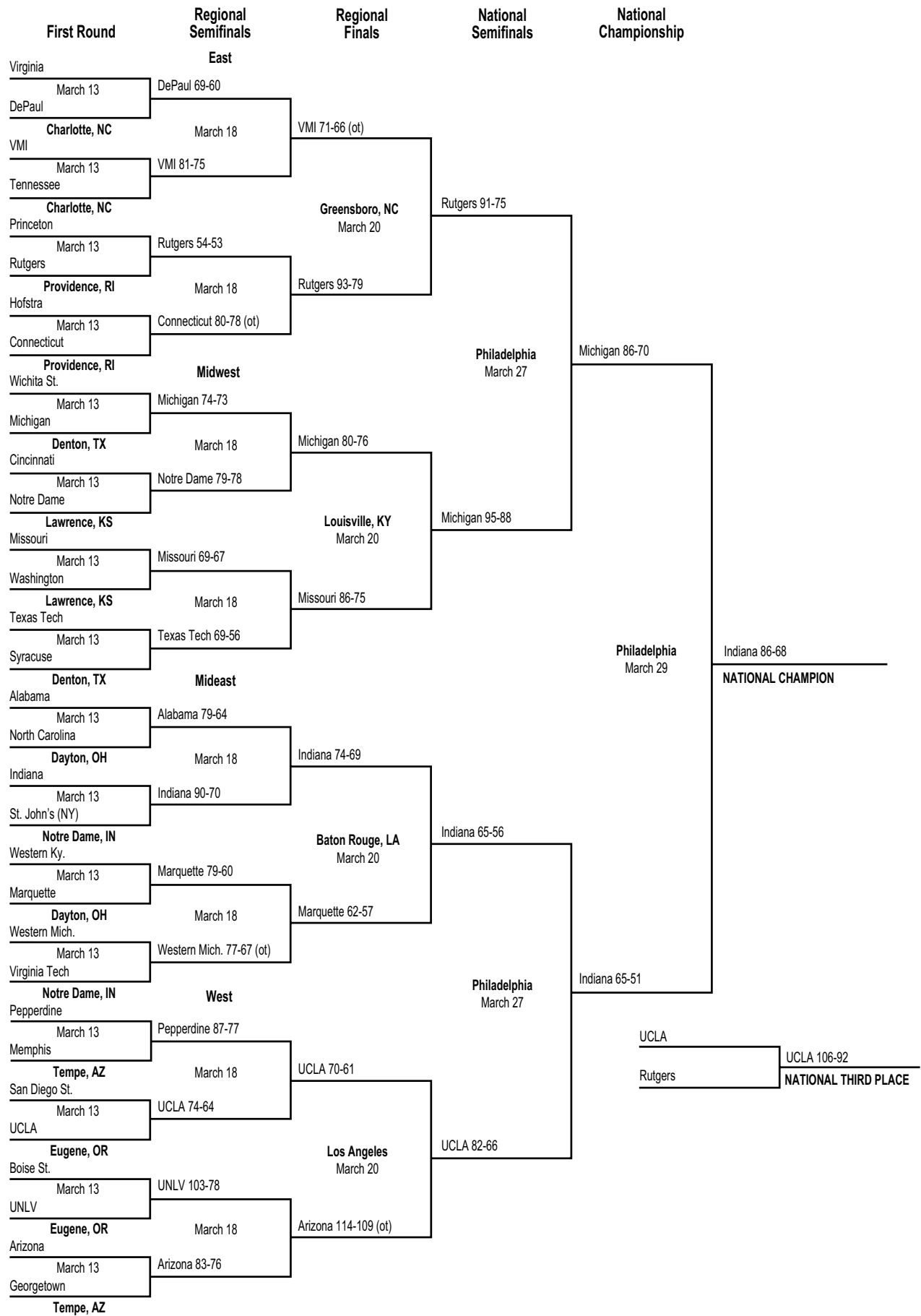
1974 Championship Bracket



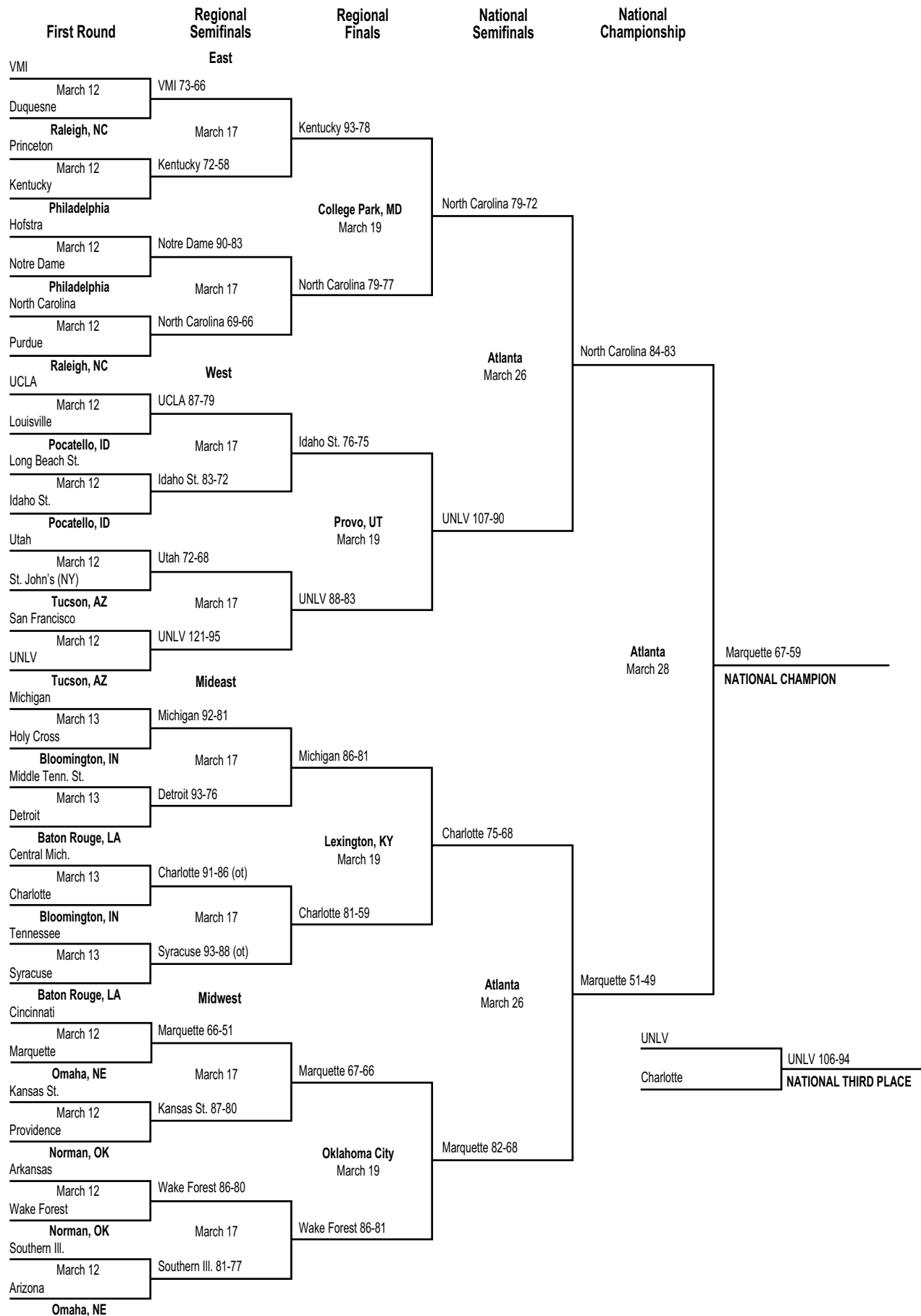
1975 Championship Bracket



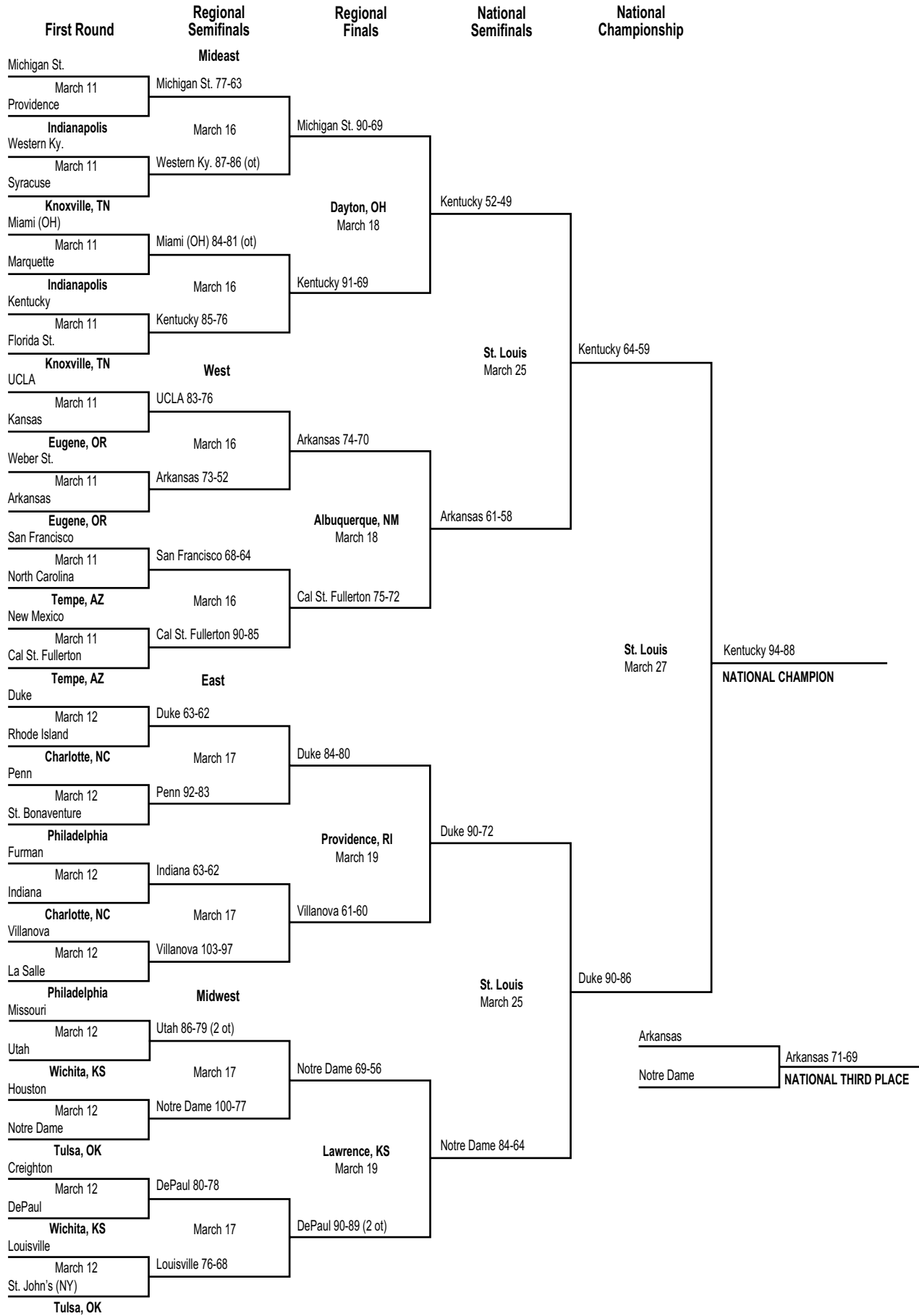
1976 Championship Bracket



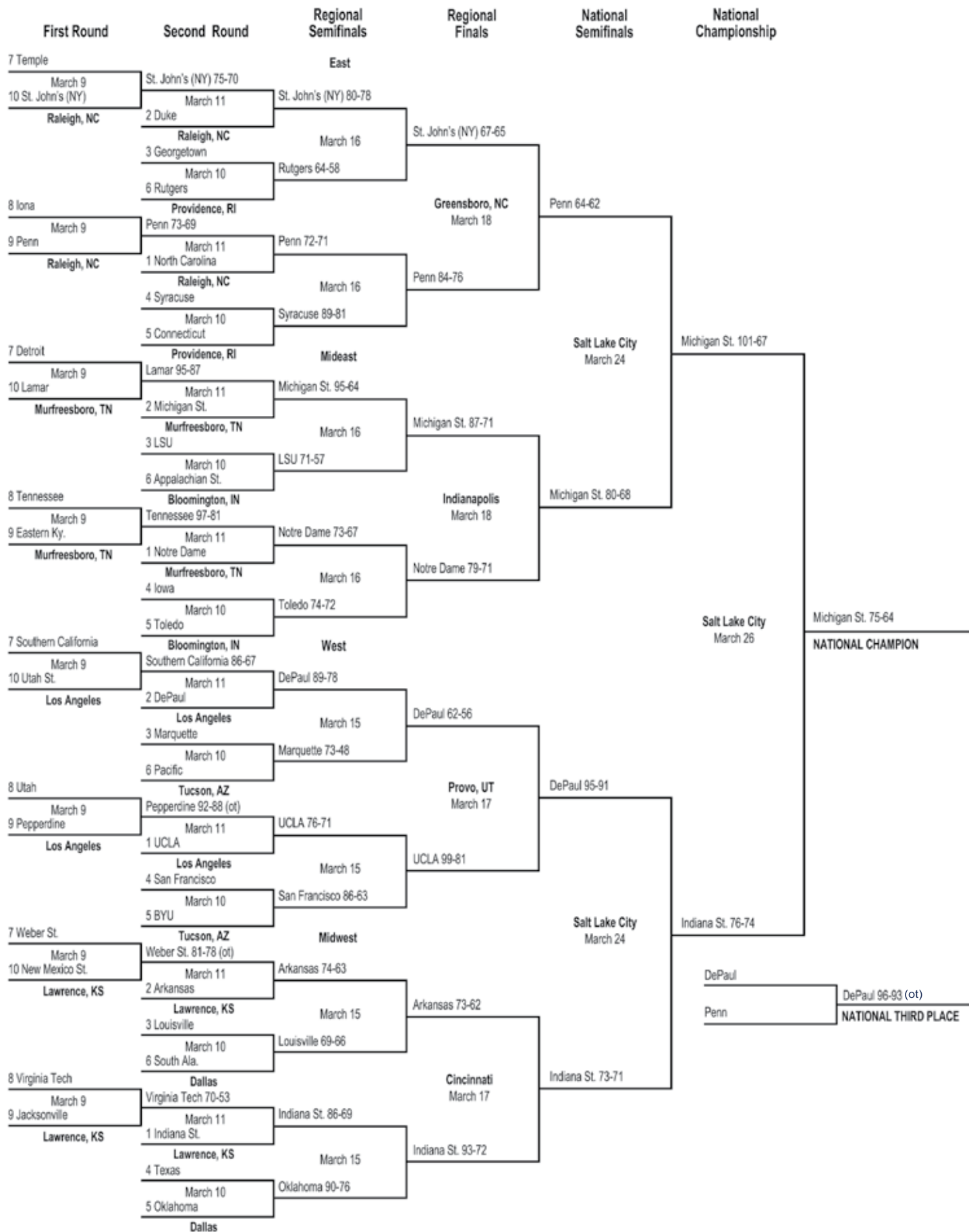
1977 Championship Bracket



1978 Championship Bracket



1979 Championship Bracket

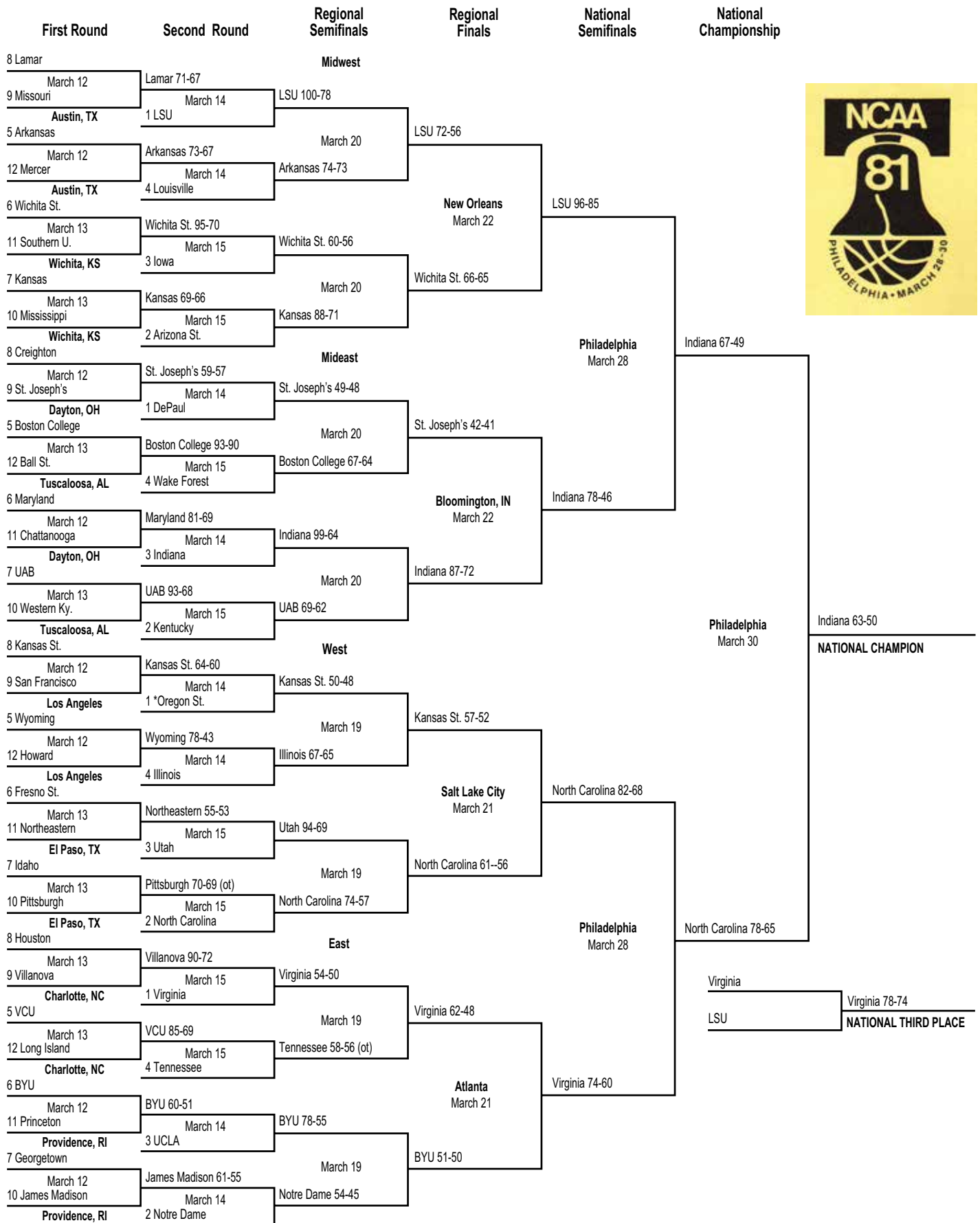


1980 Championship Bracket





*Iona's, Loyola Marymount's, Oregon State's and UCLA's participation in 1980 tournament vacated.

1981 Championship Bracket



*Oregon State's participation in 1981 tournament vacated.

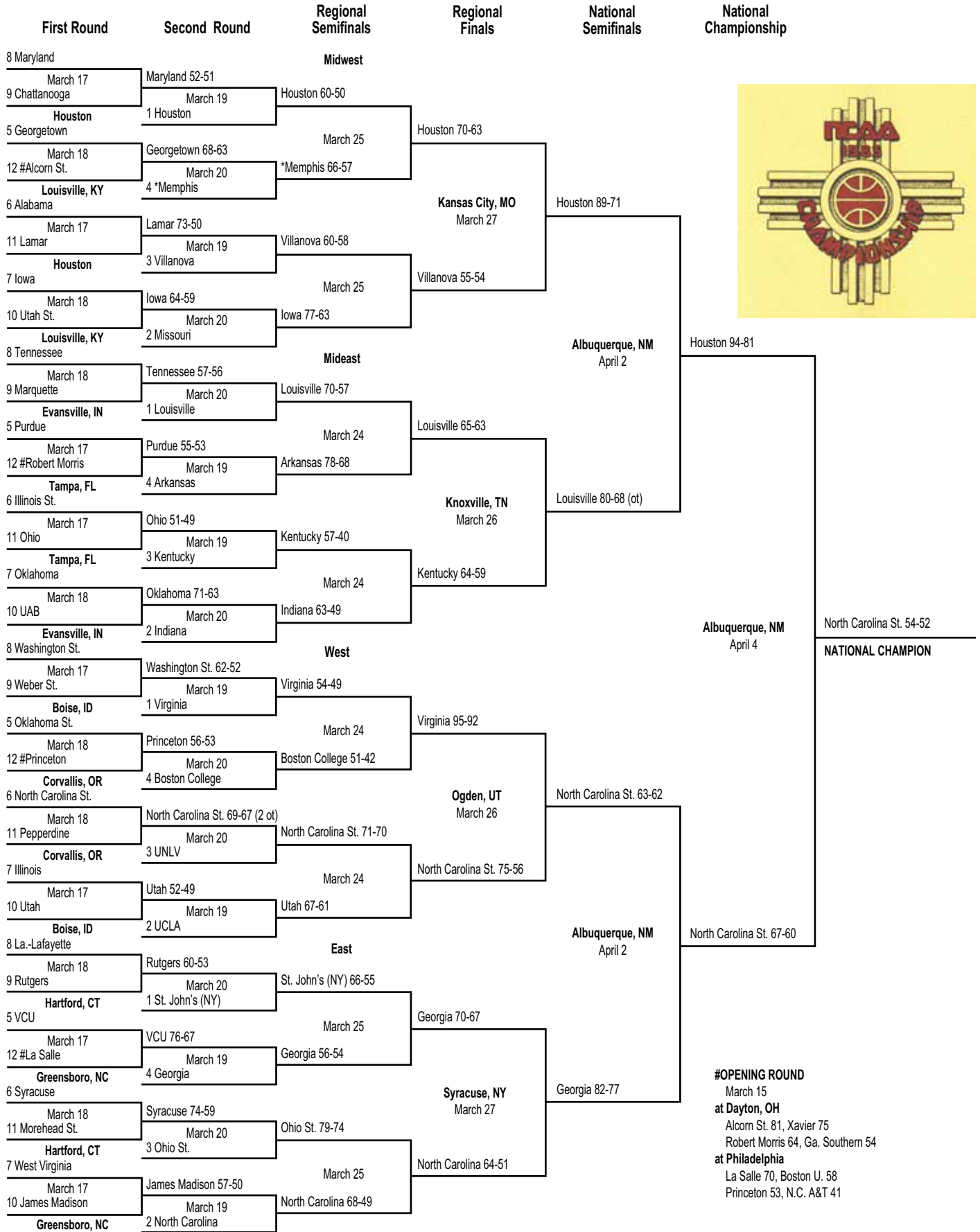
1982 Championship Bracket



North Carolina 63-62
NATIONAL CHAMPION

*Oregon State's and Memphis' participation in 1982 tournament vacated.

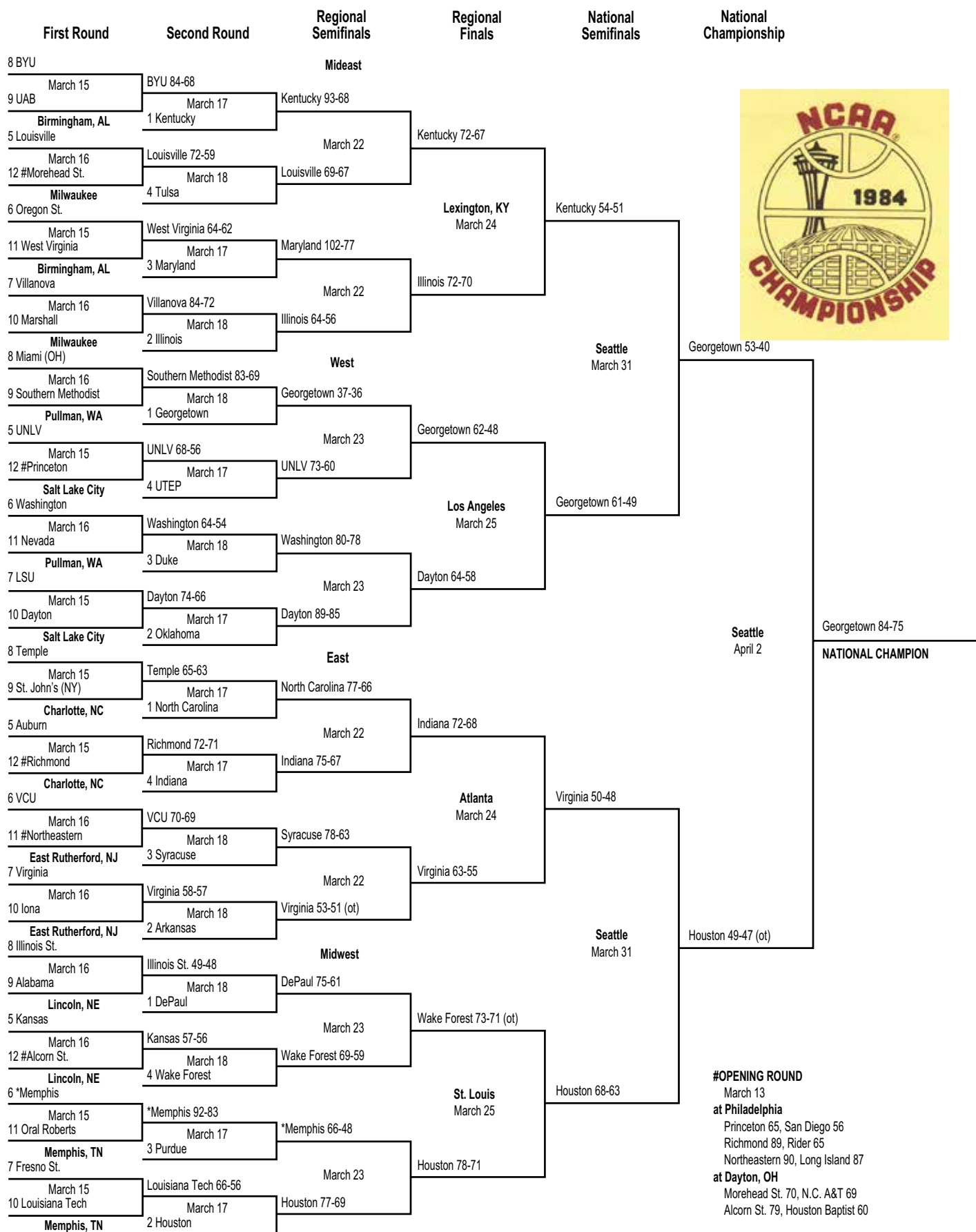
1983 Championship Bracket



#OPENING ROUND
 March 15
at Dayton, OH
 Alcorn St. 81, Xavier 75
 Robert Morris 64, Ga. Southern 54
at Philadelphia
 La Salle 70, Boston U. 58
 Princeton 53, N.C. A&T 41


*Memphis' participation in 1983 tournament vacated.

1984 Championship Bracket




*Memphis' participation in 1984 tournament vacated.

1985 Championship Bracket



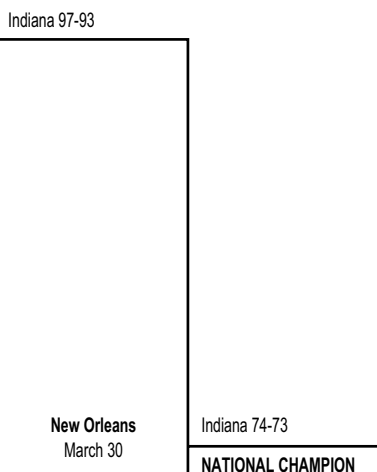

*Georgia's and Memphis' participation in 1985 tournament vacated.

1986 Championship Bracket




*DePaul's and Memphis' participation in 1986 tournament vacated.

1987 Championship Bracket



*Alabama's, DePaul's, Florida's, Marshall's and North Carolina State's participation in 1987 tournament vacated.


1988 Championship Bracket



Kansas 83-79
NATIONAL CHAMPION

*DePaul's, Florida's, Kentucky's, Maryland's and North Carolina State's participation in 1988 tournament vacated.


1990 Championship Bracket



NATIONAL CHAMPION


*Clemson's participation in 1990 tournament vacated.

1991 Championship Bracket





Duke 72-65
NATIONAL CHAMPION

1992 Championship Bracket



*New Mexico State's participation in 1992 tournament vacated.
Michigan's participation in 1992 Final Four vacated.

1993 Championship Bracket



North Carolina 77-71
NATIONAL CHAMPION

*Michigan's and New Mexico State's participation in 1993 tournament vacated.

1994 Championship Bracket



*Minnesota's, Missouri's and New Mexico State's participation in 1994 tournament vacated.

1995 Championship Bracket



*Arizona State's and Minnesota's participation in 1995 tournament vacated.

1996 Championship Bracket



*California's, Connecticut's, Massachusetts', Michigan's, Purdue's and Texas Tech's participation in 1996 tournament vacated.

1997 Championship Bracket




*Minnesota's participation in 1997 tournament vacated.

1998 Championship Bracket




*Michigan's participation in 1998 tournament vacated.

1999 Championship Bracket



*Arizona's, Ohio State's and UCLA's participation in 1999 tournament vacated.

2000 Championship Bracket




*Fresno State's and Ohio State's participation in 2000 tournament vacated.

2001 Championship Bracket




*Ohio State's participation in 2001 tournament vacated.


2002 Championship Bracket




2003 Championship Bracket




2004 Championship Bracket




2006 Championship Bracket



2007 Championship Bracket




2008 Championship Bracket




*Arizona's, Memphis' and Southern California's participation in 2008 tournament vacated.

2009 Championship Bracket




%Opening Round
 March 17 - Dayton, OH
 Morehead St. 58
 Alabama St. 43

2010 Championship Bracket



*Ark.-Pine Bluff's participation in 2010 tournament vacated.


2011 Championship Bracket




%First Round - First Four
 March 15 - Dayton, OH
 UNC Asheville 81, UALR 77 (OT)
 Clemson 70, UAB 52
 March 16 - Dayton, OH
 UTSA 70, Alabama St. 61
 VCU 59, Southern California 46

*Northern Colorado's appearance in 2011 tournament vacated.

2012 Championship Bracket




2013 Championship Bracket



%First Round - First Four
 March 19 - Dayton, OH
 N.C. A&T 73, Liberty 72
 St. Mary's (CA) 67, Middle Tenn. 54
 March 20 - Dayton, OH
 James Madison 68, LIU Brooklyn 55
 La Salle 80, Boise St. 71

*Louisville's appearance in 2013 tournament vacated.

2014 Championship Bracket



UConn 63-53

UConn 60-54

UConn 60-54

NATIONAL CHAMPION

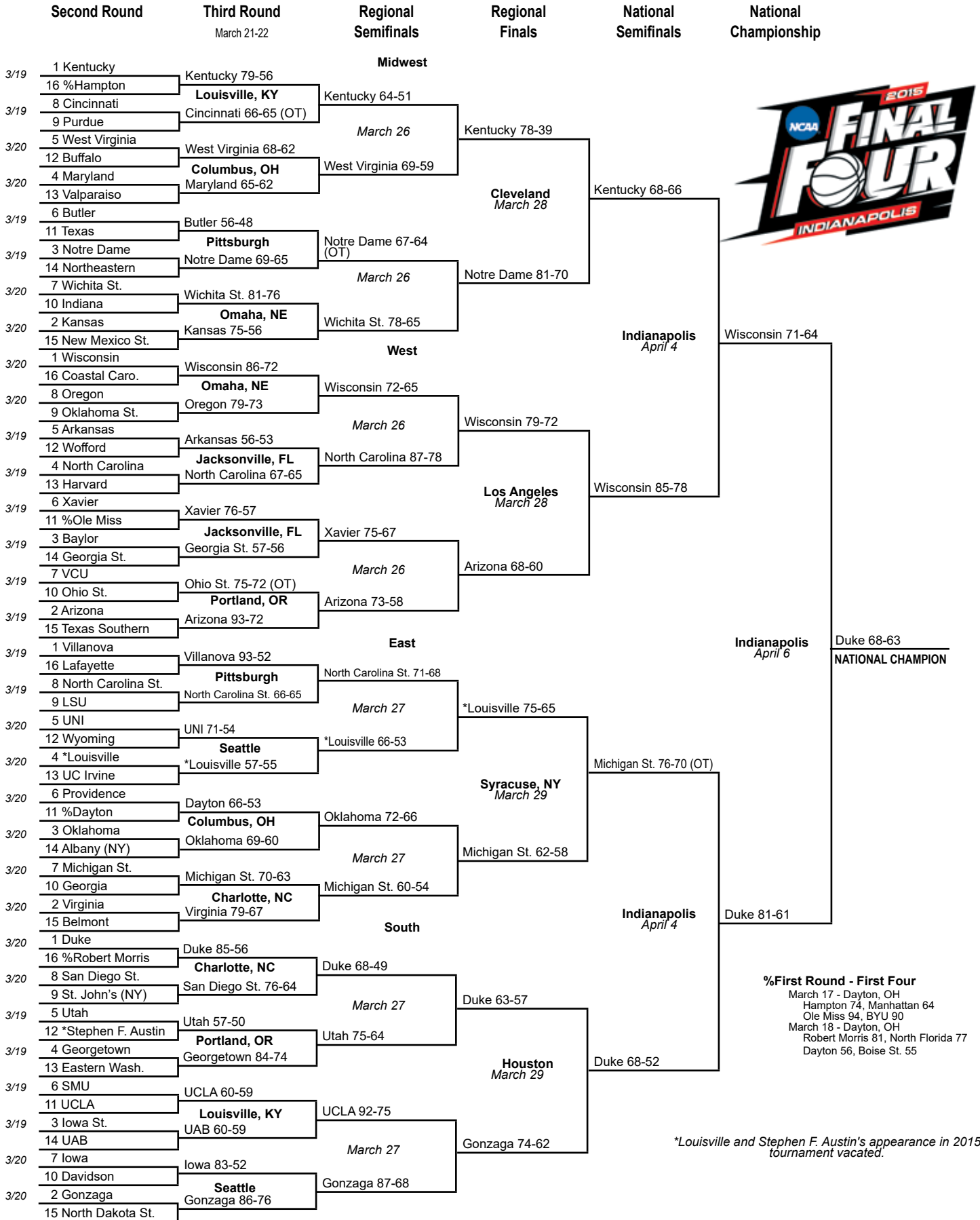
Wisconsin 64-63 (OT)

Kentucky 74-73


%First Round - First Four
 March 18 - Dayton, OH
 Albany 71, Mount St. Mary's 64
 NC State 74, Xavier 59
 March 19 - Dayton, OH
 Cal Poly 81, Texas Southern 69
 Tennessee 78, Iowa 65 (OT)


*Louisville's appearance in 2014 tournament vacated.

2015 Championship Bracket



2016 Championship Bracket


| | First Round | Second Round March 19-20 | Regional Semifinals | Regional Finals | National Semifinals | National Championship |
|------|-----------------------|--|------------------------|----------------------------|------------------------|---|
| 3/17 | 1 Kansas | Kansas 105-79 | South | Kansas 73-61 | Kansas 79-63 |  |
| 3/17 | 16 Austin Peay | Des Moines, IA UConn 74-67 | | | | |
| 3/17 | 8 Colorado | | March 24 | Louisville, KY March 26 | Villanova 64-59 | |
| 3/18 | 9 UConn | | | | | |
| 3/18 | 5 Maryland | Maryland 79-74 | March 24 | Louisville, KY March 26 | Villanova 92-69 | |
| 3/18 | 12 South Dakota St. | Spokane, WA Hawaii 77-66 | | | | |
| 3/17 | 6 Arizona | Wichita St. 65-55 | March 24 | Houston April 2 | Villanova 95-51 | |
| 3/17 | 11 %Wichita St. | Providence, RI Miami (FL) 79-72 | | | | |
| 3/17 | 3 Miami (FL) | | March 24 | Houston April 2 | Villanova 95-51 | |
| 3/18 | 14 Buffalo | | | | | |
| 3/18 | 7 Iowa | Iowa 72-70 (OT) | March 24 | Houston April 2 | Villanova 95-51 | |
| 3/18 | 10 Temple | Brooklyn, NY Villanova 86-56 | | | | |
| 3/18 | 2 Villanova | | March 24 | Houston April 2 | Villanova 95-51 | |
| 3/18 | 15 UNC Asheville | | | | | |
| 3/18 | 1 Oregon | Oregon 91-52 | West | Oregon 82-68 | Oklahoma 80-68 | |
| 3/18 | 16 %Holy Cross | Spokane, WA Saint Joseph's 78-76 | | | | |
| 3/18 | 8 Saint Joseph's | | March 24 | Anaheim, CA March 26 | Oklahoma 80-68 | |
| 3/17 | 9 Cincinnati | | | | | |
| 3/17 | 5 Baylor | Yale 79-75 | March 24 | Anaheim, CA March 26 | Oklahoma 80-68 | |
| 3/17 | 12 Yale | Providence, RI Duke 93-85 | | | | |
| 3/17 | 4 Duke | | March 24 | Houston April 2 | Villanova 77-74 | |
| 3/18 | 13 UNCW | | | | | |
| 3/18 | 6 Texas | UNI 75-72 | March 24 | Houston April 2 | Villanova 77-74 | |
| 3/18 | 11 UNI | Oklahoma City Texas A&M 92-65 | | | | |
| 3/18 | 3 Texas A&M | | March 24 | Houston April 2 | Villanova 77-74 | |
| 3/18 | 14 Green Bay | | | | | |
| 3/18 | 7 Oregon St. | VCU 75-67 | March 24 | Houston April 2 | Villanova 77-74 | |
| 3/18 | 10 VCU | Oklahoma City Oklahoma 82-68 | | | | |
| 3/18 | 2 Oklahoma | | March 24 | Houston April 2 | Villanova 77-74 | |
| 3/18 | 15 CSU Bakersfield | | | | | |
| 3/17 | 1 North Carolina | North Carolina 83-67 | East | North Carolina 101-86 | North Carolina 88-74 | |
| 3/17 | 16 %FGCU | Raleigh, NC Providence 70-69 | | | | |
| 3/17 | 8 Southern California | | March 25 | Philadelphia March 27 | North Carolina 88-74 | |
| 3/17 | 9 Providence | | | | | |
| 3/17 | 5 Indiana | Indiana 99-74 | March 25 | Philadelphia March 27 | North Carolina 88-74 | |
| 3/17 | 12 Chattanooga | Des Moines, IA Kentucky 85-57 | | | | |
| 3/17 | 4 Kentucky | | March 25 | Houston April 2 | North Carolina 83-66 | |
| 3/18 | 13 Stony Brook | | | | | |
| 3/18 | 6 Notre Dame | Notre Dame 70-63 | March 25 | Houston April 2 | North Carolina 83-66 | |
| 3/18 | 11 %Michigan | Brooklyn, NY *SFA 70-56 | | | | |
| 3/18 | 3 West Virginia | | March 25 | Houston April 2 | North Carolina 83-66 | |
| 3/18 | 14 *SFA | | | | | |
| 3/18 | 7 Wisconsin | Wisconsin 47-43 | March 25 | Houston April 2 | North Carolina 83-66 | |
| 3/18 | 10 Pittsburgh | St. Louis Xavier 71-53 | | | | |
| 3/18 | 2 Xavier | | March 25 | Houston April 2 | North Carolina 83-66 | |
| 3/18 | 15 Weber St. | | | | | |
| 3/17 | 1 Virginia | Virginia 81-45 | Midwest | Virginia 84-71 | Syracuse 68-62 | |
| 3/17 | 16 Hampton | Raleigh, NC Butler 71-61 | | | | |
| 3/17 | 8 Texas Tech | | March 25 | Chicago March 27 | Syracuse 68-62 | |
| 3/17 | 9 Butler | | | | | |
| 3/17 | 5 Purdue | Little Rock 85-83 (2OT) | March 25 | Chicago March 27 | Syracuse 68-62 | |
| 3/17 | 12 Little Rock | Denver Iowa St. 94-81 | | | | |
| 3/17 | 4 Iowa St. | | March 25 | Chicago March 27 | Syracuse 68-62 | |
| 3/17 | 13 Iona | | | | | |
| 3/17 | 6 Seton Hall | Gonzaga 68-52 | March 25 | Chicago March 27 | Syracuse 68-62 | |
| 3/17 | 11 Gonzaga | Denver Utah 80-69 | | | | |
| 3/17 | 3 Utah | | March 25 | Chicago March 27 | Syracuse 68-62 | |
| 3/18 | 14 Fresno St. | | | | | |
| 3/18 | 7 Dayton | Syracuse 70-51 | March 25 | Chicago March 27 | Syracuse 68-62 | |
| 3/18 | 10 Syracuse | St. Louis Middle Tenn. 90-81 | | | | |
| 3/18 | 2 Michigan St. | | March 25 | Chicago March 27 | Syracuse 68-62 | |
| 3/18 | 15 Middle Tenn. | | | | | |



%First Four
 March 15 - Dayton, OH
 FGCU 96, Fairleigh Dickinson 65
 Wichita St. 70, Vanderbilt 50
 March 16 - Dayton, OH
 Holy Cross 59, Southern U. 55
 Michigan 67, Tulsa 62

*SFA's appearance in 2016 tournament vacated.

2017 Championship Bracket




Phoenix April 3
North Carolina 71-65
NATIONAL CHAMPION

%First Four
March 14 - Dayton, OH
Kansas St. 95, Wake Forest 88
Mount St. Mary's 67, New Orleans
66
March 15 - Dayton, OH
UC Davis 67, N.C. Central 63
Southern California 75, Providence 71

*Arizona's appearance in 2017 tournament vacated.

2018 Championship Bracket



2019 Championship Bracket




^2020 Championship Bracket




^Championship canceled due to COVID-19 pandemic.

2021 Championship Bracket



^Advanced via the NCAA no-contest policy due to COVID-19 protocols.

2022 Championship Bracket




2023 Championship Bracket



Houston
April 3
NATIONAL CHAMPION

%First Four
 March 14 - Dayton, OH
 A&M-Corpus Christi 75, Southeast Mo. St. 71
 Pittsburgh 60, Mississippi St. 59
 March 15 - Dayton, OH
 FDU 84, Texas Southern 61
 Arizona St. 98, Nevada 73

2024 Championship Bracket



THE ROAD ENDS HERE[®]

