

# Football

DIVISION I-AA

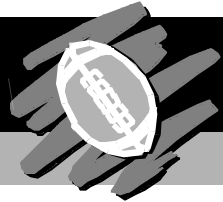


Photo by Alex McManham/NCAA Photos

**Georgia Southern's Adrian Peterson eyes another opening on his way to gaining a championship-game record 247 rushing yards.**

## 1999 Championship

### Highlights

**Eagles Use Ground in Runaway Win:** Georgia Southern rambled for 638 yards on the ground and a 59-24 victory over Youngstown State in the championship December 18 in Chattanooga, Tennessee.

Adrian Peterson was the lead rambler, as he rushed for a championship game-record 247 yards and scored three touchdowns. Georgia Southern scored 28 unanswered points in the second quarter in becoming the first team to win five titles.

Bennie Cunningham finished with 129 yards and Greg Hill had 111 for Georgia Southern, which finished the season with a 13-2 record. The Eagles set a championship-game mark for points and a new record for rushing yards in all playoff games.

Adrian Brown scored two touchdowns for Youngstown State and rushed for 160 yards on 22 carries. The Penguins concluded their season with a 12-3 mark.

### INDIVIDUAL STATISTICAL LEADERS (Minimum 2 Games Played)

#### RUSHING

Name, Team	G	Att.	Yds.	TD	Yds./Att.	Yds./Game
Adrian Peterson, Ga. Southern	4	105	897	12	8.5	224.3
Marcel Shipp, Massachusetts	2	64	274	4	4.3	137.0
Adrian Brown, Youngstown St.	4	93	497	4	5.3	124.3
Greg Hill, Ga. Southern	4	72	445	6	6.2	111.3
Jimmy Jones, Hofstra	2	39	189	1	4.8	94.5

#### PASSING

Name, Team	G	Att.	Comp.	Pct.	TD	Int.	Yds.	Yds./Game
Todd Bankhead, Massachusetts	2	74	49	.662	3	1	603	301.5
Giovanni Carmazzi, Hofstra	2	65	50	.769	4	0	549	274.5
Dusty Burk, Illinois St.	3	86	64	.744	7	3	706	235.3
Jeff Ryan, Youngstown St.	4	68	44	.647	6	2	812	203.0
Jajuan Seider, Florida A&M	3	82	56	.683	4	2	536	178.7

#### RECEIVING

Name, Team	G	Rec.	Yds.	TD	Yds./Rec.	Yds./Game
Adrian Zullo, Massachusetts	2	16	223	1	13.9	111.5
Demetris Bendross, Florida A&M	3	22	316	3	14.4	105.3
Elliott Giles, Youngstown St.	4	13	403	2	31.0	100.8
Steve Jackson, Hofstra	2	18	191	2	10.6	95.5
Cainon Lamb, Florida A&M	3	18	227	2	12.6	75.7

## Results

### FIRST ROUND

#### ADELPHIA COLISEUM, NASHVILLE, TENNESSEE; NOVEMBER 27

	N.C. A&T	Tennessee St.
First Downs	18	11
Rushing Yardage	206	51
Passing Yardage	72	117
Passes (Comp.-Att.-Int.)	8-16-0	13-30-2
Punts (Number-Average)	9-38.6	7-32.7
Fumbles (Number-Lost)	1-0	1-1
Penalties (Number-Yards)	13-110	9-90
N.C. A&T	0 10 7	7-24
Tennessee St.	3 7 0	0-10

#### First Quarter

Tennessee St.—Seth Goodowens 39 field goal (9 yards in 5 plays, 13:16 left)

#### Second Quarter

N.C. A&T—Darren Dawkins 39 field goal (13 yards in 6 plays, 14:13 left)

Tennessee St.—Avion Black 97 kickoff return (Goodowens kick) (13:58 left)

N.C. A&T—Adrian Parks 7 run (Dawkins kick) (79 yards in 5 plays, 5:24 left)

#### Third Quarter

N.C. A&T—Marcus Bryson 15 pass from Jason Battle (Dawkins kick) (31 yards in 2 plays, 1:07 left)

#### Fourth Quarter

N.C. A&T—Temell Purkett blocked punt recovery in end zone (Dawkins kick) (14:23 left)

#### Individual Leaders

Rushing—N.C. A&T: Maurice Smith, 80 yards on 6 carries; Tennessee St.: Amariah Robb, 60 yards on 16 carries.

Passing—N.C. A&T: Battle, 8 of 15 for 72 yards; Tennessee St.: Chris Perkins, 12 of 24 for 110 yards.

Receiving—N.C. A&T: Bryson, 2 catches for 31 yards, and Romando North, 2 catches for 18 yards; Tennessee St.: Corey Sullivan, 4 catches for 41 yards, and Julius Hull, 4 catches for 39 yards.

#### WASHINGTON-GRIZZLY STADIUM, MISSOULA, MONTANA; NOVEMBER 27

	Youngstown St.	Montana
First Downs	21	28
Rushing Yardage	196	71
Passing Yardage	281	420
Passes (Comp.-Att.-Int.)	12-22-1	40-56-1
Punts (Number-Average)	3-40.3	3-30.3
Fumbles (Number-Lost)	0-0	0-0
Penalties (Number-Yards)	4-30	5-40
Youngstown St.	10 3 10	7-30
Montana	0 6 14	7-27

#### First Quarter

Youngstown St.—Mark Griffith 35 field goal (40 yards in 8 plays, 10:34 left)

Youngstown St.—Jeff Ryan 1 run (Griffith kick) (81 yards in 7 plays, 3:19 left)

#### Second Quarter

Montana—Kris Heppner 25 field goal (62 yards in 11 plays, 2:38 left)

Youngstown St.—Griffith 27 field goal (65 yards in 8 plays, 0:59 left)

Montana—Heppner 46 field goal (38 yards in 6 plays, 0:00 left)

**Third Quarter**

Youngstown St.—Griffith 40 field goal (57 yards in 13 plays, 8:50 left)

Montana—Yo Humphery 1 run (Heppner kick) (77 yards in 10 plays, 5:51 left)

Youngstown St.—Elliott Giles 82 pass from Ryan (Griffith kick) (86 yards in 3 plays, 4:09 left)

Montana—Jimmy Farris 2 pass from Drew Miller (Heppner kick) (68 yards in 4 plays, 3:11 left)

**Fourth Quarter**

Montana—Humphery 1 run (Heppner kick) (70 yards in 10 plays, 8:59 left)

Youngstown St.—Ryan 18 run (Griffith kick) (75 yards in 10 plays, 5:39 left)

**Individual Leaders**

Rushing—Youngstown St.: Adrian Brown, 103 yards on 26 carries; Montana: Humphery, 86 yards on 20 carries.

Passing—Youngstown St.: Ryan, 12 of 22 for 281 yards; Montana: Miller, 40 of 56 for 420 yards.

Receiving—Youngstown St.: Giles, 6 catches for 214 yards, and Jared Zwick, 2 catches for 18 yards; Montana: Tanner Hancock, 9 catches for 111 yards, and Jeremy Watkins, 8 catches for 74 yards.

**SCRUSHY FIELD, TROY, ALABAMA; NOVEMBER 27**

	James Madison	Troy St.
First Downs .....	13	19
Rushing Yardage .....	55	187
Passing Yardage .....	148	189
Passes (Comp.-Att.-Int.) .....	14-31-2	13-21-1
Punts (Number-Average) .....	5-42.8	1-27.0
Fumbles (Number-Lost) .....	0-0	4-3
Penalties (Number-Yards) ..	2-10	3-20
James Madison .....	0 0 0	7-7
Troy St. ....	3 7 14	3-27

**First Quarter**

Troy St.—Lawrence Tynes 46 field goal (53 yards in 11 plays, 7:19 left)

**Second Quarter**

Troy St.—Al Lucas 1 run (Tynes kick) (50 yards in 2 plays, 1:43 left)

**Third Quarter**

Troy St.—Phillip Jones fumble recovery in end zone (Tynes kick) (75 yards in 9 plays, 10:15 left)

Troy St.—Lucas 1 run (Tynes kick) (1 yard in 1 play, 8:57 left)

**Fourth Quarter**

James Madison—Curtis Keaton 2 run (Mike Glover kick) (14 yards in 5 plays, 9:22 left)

Troy St.—Tynes 22 field goal (54 yards in 11 plays, 3:25 left)

**Individual Leaders**

Rushing—James Madison: Robert Carson, 45 yards on 10 carries; Troy St.: Jones, 69 yards on 14 carries.

Passing—James Madison: Chris Paquette, 7 of 13 for 74 yards; Troy St.: Brock Nutter, 13 of 21 for 189 yards.

Receiving—James Madison: Delvin Joyce, 7 catches for 50 yards, and Earnest Payton, 3 catches for 75 yards; Troy St.: Pop Williams, 3 catches for 32 yards, and Mareno Philyaw, 2 catches for 44 yards.

**KIDD BREWER STADIUM, BOONE, NORTH CAROLINA; NOVEMBER 27**

	Florida A&M	Appalachian St.
First Downs .....	30	19
Rushing Yardage .....	166	155
Passing Yardage .....	313	152
Passes (Comp.-Att.-Int.) .....	33-43-1	20-42-4
Punts (Number-Average) .....	7-37.6	6-47.5
Fumbles (Number-Lost) .....	2-1	2-0
Penalties (Number-Yards) ..	8-75	9-55
Florida A&M .....	6 13 15	10-44
Appalachian St. ....	0 6 9	14-29

**First Quarter**

Florida A&M—Cainon Lamb 15 pass from JaJuan Seider (kick failed) (80 yards in 8 plays, 13:05 left)

**Second Quarter**

Florida A&M—Lamb 26 pass from Seider (pass failed) (38 yards in 2 plays, 9:27 left)

Florida A&M—Seider 7 run (Jeremy Edwards kick) (9 yards in 2 plays, 7:53 left)

Appalachian St.—Daniel Wilcox 65 run (pass failed) (88 yards in 5 plays, 6:32 left)

**Third Quarter**

Florida A&M—Seider 5 run (Kenneth Williams run) (73 yards in 11 plays, 10:34 left)

Appalachian St.—Stuart Jones 41 field goal (27 yards in 8 plays, 6:42 left)

Appalachian St.—Wilcox 4 pass from Daniel Jeremiah (kick failed) (32 yards in 6 plays, 2:26 left)

Florida A&M—Demetris Bendross 29 pass from Seider (Edwards kick) (72 yards in 5 plays, 0:30 left)

**Fourth Quarter**

Appalachian St.—Luke Manuel 20 pass from David Reaves (Jeremiah run) (42 yards in 3 plays, 10:59 left)

Appalachian St.—Karim Razzak 19 pass from Reaves (pass failed) (68 yards in 7 plays, 7:37 left)

Florida A&M—Seider 15 run (Edwards kick) (80 yards in 7 plays, 5:46 left)

Florida A&M—Edwards 25 field goal (33 yards in 8 plays, 0:53 left)

**Individual Leaders**

Rushing—Florida A&M: Williams, 85 yards on 16 carries; Appalachian St.: Wilcox, 65 yards on 1 carry.

Passing—Florida A&M: Seider, 33 of 43 for 313 yards; Appalachian St.: Reaves, 15 of 34 for 134 yards.

Receiving—Florida A&M: Lamb, 10 catches for 118 yards, and Bendross, 10 catches for 95 yards; Appalachian St.: Wilcox, 5 catches for 42 yards, and Rashad Slade, 3 catches for 36 yards.

**HOFSTRA STADIUM, HEMPSTEAD, NEW YORK; NOVEMBER 27**

	Lehigh	Hofstra
First Downs .....	20	24
Rushing Yardage .....	54	159
Passing Yardage .....	323	235
Passes (Comp.-Att.-Int.) .....	30-44-3	23-31-0
Punts (Number-Average) .....	3-37.0	3-24.0
Fumbles (Number-Lost) .....	2-0	3-1
Penalties (Number-Yards) ..	5-69	6-30
Lehigh .....	10 3 0	2-15
Hofstra .....	3 14 0	10-27

**First Quarter**

Lehigh—Jaron Taaffe 23 field goal (28 yards in 8 plays, 11:24 left)

Lehigh—Ronald Jean 2 run (Taaffe kick) (32 yards in 6 plays, 6:57 left)

Hofstra—Chad Johnson 21 field goal (87 yards in 14 plays, 0:00 left)

**Second Quarter**

Lehigh—Taaffe 20 field goal (65 yards in 9 plays, 11:59 left)

Hofstra—Giovanni Carmazzi 1 run (Johnson kick) (67 yards in 9 plays, 9:08 left)

Hofstra—Steve Jackson 11 pass from Carmazzi (Johnson kick) (62 yards in 7 plays, 4:30 left)

**Fourth Quarter**

Hofstra—Johnson 27 field goal (51 yards in 8 plays, 11:07 left)

Hofstra—Jackson 6 pass from Carmazzi (Johnson kick) (57 yards in 6 plays, 7:27 left)

Lehigh—Safety, Johnson runs out of end zone (2:33 left)

**Individual Leaders**

Rushing—Lehigh: Jean, 52 yards on 16 carries; Hofstra: Jimmy Jones, 138 yards on 25 carries.

Passing—Lehigh: Phil Stambaugh, 30 of 44 for 323 yards; Hofstra: Carmazzi, 22 of 30 for 258 yards.

Receiving—Lehigh: Kody Fedorcha, 9 catches for 117 yards, and Rick Moore, 6 catches for 62 yards; Hofstra: Jackson, 11 catches for 144 yards, and Charlie Adams, 5 catches for 53 yards.

**HANCOCK STADIUM, NORMAL, ILLINOIS; NOVEMBER 27**

	Colgate	Illinois St.
First Downs .....	14	25
Rushing Yardage .....	220	282
Passing Yardage .....	118	165
Passes (Comp.-Att.-Int.) .....	10-19-2	12-17-0
Punts (Number-Average) .....	6-34.5	2-36.5
Fumbles (Number-Lost) .....	2-1	1-0
Penalties (Number-Yards) ..	5-45	4-36
Colgate .....	0 0 7	6-13
Illinois St. ....	7 21 21	7-56

**First Quarter**

Illinois St.—Jon Laurenti 29 pass from Dusty Burk (Jake Strader kick) (65 yards in 9 plays, 2:49 left)

**Second Quarter**

Illinois St.—Kernard Killingsworth 20 blocked punt return (Strader kick) (9:20 left)

Illinois St.—Aveion Cason 16 run (Strader kick) (32 yards in 3 plays, 5:44 left)

Illinois St.—Cason 3 run (Strader kick) (32 yards in 5 plays, 2:34 left)

**Third Quarter**

Illinois St.—Troy Hunter 26 pass from Burk (Strader kick) (40 yards in 4 plays, 12:40 left)

Illinois St.—Ryan Szokola 48 punt return (Strader kick) (11:04 left)

Illinois St.—Steve Kostro 43 pass from Burk (Strader kick) (54 yards in 6 plays, 6:53 left)

Colgate—Ryan Ojeda 20 pass from Tom McCune (Erich Kutschke kick) (80 yards in 8 plays, 2:22 left)

**Fourth Quarter**

Colgate—Randall Joseph 77 run (kick failed) (77 yards in 1 play, 6:14 left)

Illinois St.—Cason 21 run (Strader kick) (65 yards in 10 plays, 0:34 left)

**Individual Leaders**

Rushing—Colgate: Joseph, 176 yards on 17 carries; Illinois St.: Cason, 156 yards on 21 carries.

Passing—Colgate: McCune, 8 of 15 for 107 yards; Illinois St.: Burk, 12 of 17 for 165 yards.

Receiving—Colgate: Ojeda, 4 catches for 50 yards, and Tom Morin, 3 catches for 35 yards; Illinois St.: Rickey Garrett, 3 catches for 26 yards, and Cason, 3 catches for 15 yards.

**PALADIN STADIUM, GREENVILLE, SOUTH CAROLINA; NOVEMBER 27**

	Massachusetts	Furman
First Downs .....	28	25
Rushing Yardage .....	202	240
Passing Yardage .....	287	183
Passes (Comp.-Att.-Int.) .....	28-41-0	15-25-1
Punts (Number-Average) .....	4-39.8	4-34.3
Fumbles (Number-Lost) .....	2-1	1-1
Penalties (Number-Yards) ..	4-21	6-36
Massachusetts .....	7 3 13	0 7-30
Furman .....	7 7 6	3 0-23

**First Quarter**

Furman—Derek Russell 1 run (Jason Wells kick) (75 yards in 13 plays, 8:53 left)

Massachusetts—Adrian Zullo 15 pass from Todd Bankhead (Jason Cherry kick) (74 yards in 9 plays, 5:00 left)

**Second Quarter**

Massachusetts—Cherry 34 field goal (60 yards in 11 plays, 14:21 left)

Furman—Russell 1 run (Wells kick) (49 yards in 8 plays, 5:57 left)

**Third Quarter**

Massachusetts—Marcel Shipp 13 run (kick blocked) (78 yards in 12 plays, 11:05 left)

Furman—Russell 1 run (pass failed) (82 yards in 8 plays, 8:33 left)

Massachusetts—Sean Higgins 31 pass from Bankhead (Cherry kick) (83 yards in 13 plays, 5:01 left)

**Fourth Quarter**

Furman—Wells 39 field goal (58 yards in 11 plays, 11:12 left)

**Overtime**

Massachusetts—Shipp 1 run (Doug White kick) (25 yards in 5 plays)

**Individual Leaders**

Rushing—Massachusetts: Shipp, 170 yards on 36 carries; Furman: Louis Ivory, 143 yards on 19 carries.

Passing—Massachusetts: Bankhead, 28 of 41 for 287 yards; Furman: Justin Hill, 15 of 25 for 183 yards.

Receiving—Massachusetts: Zullo, 10 catches for 121 yards, and Higgins, 5 catches for 87 yards; Furman: Des Kitchings, 5 catches for 83 yards, and Zach Smerdzinski, 4 catches for 40 yards.

**PAULSON STADIUM, STATESBORO, GEORGIA; NOVEMBER 27**

	Northern Ariz.	Ga. Southern
First Downs .....	26	29
Rushing Yardage .....	183	559
Passing Yardage .....	374	100
Passes (Comp.-Att.-Int.) .....	31-54-3	4-6-0
Punts (Number-Average) .....	1-35.0	1-42.0
Fumbles (Number-Lost) .....	1-0	1-0
Penalties (Number-Yards) ..	5-45	5-31
Northern Ariz. ....	7 7 8	7-29
Ga. Southern .....	7 23 28	14-72

**First Quarter**

Ga. Southern—Bennie Cunningham 15 run (Chris Chambers kick) (80 yards in 13 plays, 5:09 left)  
 Northern Ariz.—Marcus King 1 run (Ty Dondelinger kick) (51 yards in 9 plays, 0:52 left)

**Second Quarter**

Ga. Southern—Cherard Freeman 31 run (Chambers kick) (67 yards in 7 plays, 14:07 left)  
 Ga. Southern—Greg Hill 73 run (Chambers kick) (73 yards in 1 play, 5:36 left)  
 Ga. Southern—Safety, King tackled in end zone (5:24 left)  
 Northern Ariz.—King 1 run (Dondelinger kick) (80 yards in 10 plays, 0:38 left)

**Third Quarter**

Ga. Southern—Hill 10 run (Chambers kick) (67 yards in 5 plays, 13:13 left)  
 Ga. Southern—Andre Weathers 73 pass from Hill (Chambers kick) (73 yards in 1 play, 8:29 left)  
 Ga. Southern—Adrian Peterson 1 run (Chambers kick) (1 yard in 1 play, 8:08 left)  
 Northern Ariz.—Ronney Jenkins 3 run (Dondelinger run) (75 yards in 9 plays, 4:16 left)  
 Ga. Southern—Hill 32 run (Chambers kick) (75 yards in 4 plays, 3:09 left)

**Fourth Quarter**

Ga. Southern—Hill 5 run (Chambers kick) (80 yards in 11 plays, 10:45 left)  
 Northern Ariz.—Preston Parsons 9 run (Dondelinger kick) (84 yards in 14 plays, 5:52 left)  
 Ga. Southern—Mike Stewart 2 run (Chambers kick) (81 yards in 3 plays, 4:28 left)

**Individual Leaders**

Rushing—Northern Ariz.: Jenkins, 62 yards on 13 carries, and King, 62 yards on 17 carries; Ga. Southern: Hill, 197 yards on 15 carries.  
 Passing—Northern Ariz.: Travis Brown, 27 of 46 for 334 yards; Ga. Southern: Hill, 4 of 6 for 100 yards.  
 Receiving—Northern Ariz.: Jenkins, 8 catches for 119 yards, and Jeremy Cooper, 5 catches for 40 yards; Ga. Southern: Weathers, 2 catches for 82 yards, and Dedic Parham, 1 catch for 13 yards.

**QUARTERFINALS**

**STAMBAUGH STADIUM, YOUNGSTOWN, OHIO; DECEMBER 4**

	N.C. A&T	Youngstown St.
First Downs .....	10	25
Rushing Yardage .....	129	214
Passing Yardage .....	68	245
Passes (Comp.-Att.-Int.) .....	7-17-2	15-18-0
Punts (Number-Average) .....	3-27.7	0-0
Fumbles (Number-Lost) .....	1-0	0-0
Penalties (Number-Yards) ..	4-27	2-10
N.C. A&T.....	0	3 0 0-3
Youngstown St.....	14	10 3 14-41

**First Quarter**

Youngstown St.—Adrian Brown 12 run (Mark Griffith kick) (66 yards in 10 plays, 9:50 left)  
 Youngstown St.—Casey Bogerd 23 pass from Jeff Ryan (Griffith kick) (73 yards in 12 plays, 0:36 left)

**Second Quarter**

Youngstown St.—Griffith 22 field goal (41 yards in 6 plays, 10:35 left)  
 N.C. A&T—Darren Dawkins 19 field goal (86 yards in 17 plays, 1:14 left)  
 Youngstown St.—John Schumacher 5 pass from Ryan (Griffith kick) (67 yards in 6 plays, 0:28 left)

**Third Quarter**

Youngstown St.—Griffith 23 field goal (33 yards in 9 plays, 10:37 left)

**Fourth Quarter**

Youngstown St.—Brown 1 run (Griffith kick) (83 yards in 10 plays, 14:36 left)  
 Youngstown St.—Ime Akpan 6 run (Griffith kick) (21 yards in 5 plays, 12:06 left)

**Individual Leaders**

Rushing—N.C. A&T: Maurice Smith, 54 yards on 13 carries; Youngstown St.: Brown, 46 yards on 15 carries.  
 Passing—N.C. A&T: Jason Battle, 7 of 16 for 68 yards; Youngstown St.: Ryan, 15 of 17 for 245 yards.  
 Receiving—N.C. A&T: Marcus Bryson, 2 catches for 16 yards, and Steve Shipp, 2 catches for 16 yards; Youngstown St.: Elliott Giles, 4 catches for 97 yards, and Schumacher, 4 catches for 35 yards.

**SCRUSHY FIELD, TROY, ALABAMA; DECEMBER 4**

	Florida A&M	Troy St.
First Downs .....	17	13
Rushing Yardage .....	96	119
Passing Yardage .....	334	71
Passes (Comp.-Att.-Int.) .....	17-35-2	10-19-1
Punts (Number-Average) .....	7-38.3	9-48.6
Fumbles (Number-Lost) .....	1-1	3-2
Penalties (Number-Yards) ..	9-64	4-35
Florida A&M .....	7	0 10 0-17
Troy St. ....	7	0 0 3-10

**First Quarter**

Troy St.—Al Lucas 2 run (Lawrence Tynes kick) (63 yards in 10 plays, 8:23 left)  
 Florida A&M—Demetris Bendross 77 pass from Jajuan Seider (Jeremy Edwards kick) (80 yards in 3 plays, 7:27 left)

**Third Quarter**

Florida A&M—Edwards 34 field goal (7 yards in 4 plays, 8:23 left)  
 Florida A&M—Bendross 57 pass from Quinn Gray (Edwards kick) (57 yards in 1 play, 5:49 left)

**Fourth Quarter**

Troy St.—Tynes 29 field goal (12 yards in 7 plays, 11:57 left)

**Individual Leaders**

Rushing—Florida A&M: Kenneth Williams, 52 yards on 15 carries; Troy St.: LeBarron Black, 52 yards on 14 carries.  
 Passing—Florida A&M: Gray, 11 of 21 for 221 yards; Troy St.: Brock Nutter, 10 of 19 for 71 yards.  
 Receiving—Florida A&M: Cainon Lamb, 6 catches for 101 yards, and Bendross, 5 catches for 164 yards; Troy St.: Mareno Philyaw, 3 catches for 32 yards, and Thomie Venisee, 2 catches for 5 yards.

**HOFSTRA STADIUM, HEMPSTEAD, NEW YORK; DECEMBER 4**

	Illinois St.	Hofstra
First Downs .....	26	28
Rushing Yardage .....	166	102
Passing Yardage .....	374	323
Passes (Comp.-Att.-Int.) .....	34-40-1	31-46-1
Punts (Number-Average) .....	3-41.3	4-32.5
Fumbles (Number-Lost) .....	2-0	2-2
Penalties (Number-Yards) ..	6-43	4-27
Illinois St. ....	3	21 13 0-37
Hofstra.....	7	0 13 0-20

**First Quarter**

Hofstra—Jimmy Jones 4 run (Chad Johnson kick) (80 yards in 8 plays, 5:57 left)  
 Illinois St.—Jake Strader 32 field goal (71 yards in 10 plays, 3:15 left)

**Second Quarter**

Illinois St.—Willie Watts 4 run (Strader kick) (96 yards in 12 plays, 8:38 left)  
 Illinois St.—Steve Kastro 6 pass from Dusty Burk (Strader kick) (78 yards in 8 plays, 2:47 left)  
 Illinois St.—Watts 5 run (Strader kick) (15 yards in 3 plays, 1:41 left)

**Third Quarter**

Hofstra—Jones 35 pass from Giovanni Carmazzi (kick failed) (71 yards in 5 plays, 13:40 left)  
 Illinois St.—Tom Bardwell 6 pass from Ryan Spielman (kick failed) (67 yards in 7 plays, 7:23 left)  
 Hofstra—Bill Morales 13 pass from Carmazzi (Johnson kick) (73 yards in 11 plays, 3:42 left)  
 Illinois St.—Kastro 34 pass from Burk (Strader kick) (80 yards in 9 plays, 0:12 left)

**Individual Leaders**

Rushing—Illinois St.: Aveion Cason, 59 yards on 10 carries; Hofstra: Jones, 51 yards on 14 carries.  
 Passing—Illinois St.: Burk, 31 of 37 for 350 yards; Hofstra: Carmazzi, 28 of 35 for 291 yards.  
 Receiving—Illinois St.: Rickey Garrett, 7 catches for 90 yards, and Cason, 7 catches for 88 yards; Hofstra: Jones, 9 catches for 116 yards, and Morales, 7 catches for 73 yards.

**PAULSON STADIUM, STATESBORO, GEORGIA; DECEMBER 4**

	Massachusetts	Ga. Southern
First Downs .....	19	23
Rushing Yardage .....	81	470
Passing Yardage .....	316	30
Passes (Comp.-Att.-Int.) .....	21-34-1	2-6-0

**Massachusetts Ga. Southern**

Punts (Number-Average)....	5-47.2	5-40.0
Fumbles (Number-Lost) .....	2-1	3-1
Penalties (Number-Yards) ..	9-78	8-73
Massachusetts.....	0	7 7 7-21
Ga. Southern.....	2	8 14 14-38

**First Quarter**

Ga. Southern—Safety, Todd Bankhead tackled in end zone (4:40 left)

**Second Quarter**

Massachusetts—Marcel Shipp 2 run (Jason Cherry kick) (80 yards in 11 plays, 13:24 left)  
 Ga. Southern—Adrian Peterson 3 run (Peterson run) (68 yards in 11 plays, 2:14 left)

**Third Quarter**

Massachusetts—Shipp 2 run (Doug White kick) (69 yards in 7 plays, 12:47 left)  
 Ga. Southern—Peterson 25 run (Chris Chambers kick) (81 yards in 5 plays, 10:34 left)  
 Ga. Southern—Peterson 9 run (Chambers kick) (66 yards in 6 plays, 0:00 left)

**Fourth Quarter**

Massachusetts—Pete Cariello 8 pass from Bankhead (Cherry kick) (60 yards in 6 plays, 11:58 left)  
 Ga. Southern—Peterson 25 run (Chambers kick) (51 yards in 3 plays, 6:52 left)  
 Ga. Southern—Peterson 25 run (Chambers kick) (25 yards in 1 play, 6:11 left)

**Individual Leaders**

Rushing—Massachusetts: Shipp, 104 yards on 28 carries; Ga. Southern: Peterson, 333 yards on 32 carries.  
 Passing—Massachusetts: Bankhead, 21 of 33 for 316 yards; Ga. Southern: Greg Hill, 1 of 5 for 6 yards.  
 Receiving—Massachusetts: Shipp, 7 catches for 68 yards, and Adrian Zullo, 6 catches for 102 yards; Ga. Southern: Hill, 1 catch for 24 yards, and Chris Johnson, 1 catch for 6 yards.

**SEMIFINALS**

**STAMBAUGH STADIUM, YOUNGSTOWN, OHIO; DECEMBER 11**

	Florida A&M	Youngstown St.
First Downs .....	27	19
Rushing Yardage .....	201	199
Passing Yardage .....	230	111
Passes (Comp.-Att.-Int.) .....	29-43-2	6-10-0
Punts (Number-Average) .....	4-43.3	4-38.0
Fumbles (Number-Lost) .....	0-0	2-0
Penalties (Number-Yards) ..	8-83	6-63
Florida A&M .....	7	10 0 7-24
Youngstown St.....	3	7 0 17-27

**First Quarter**

Florida A&M—Ken Williams 5 run (Jeremy Edwards kick) (80 yards in 12 plays, 11:33 left)  
 Youngstown St.—Mark Griffith 42 field goal (30 yards in 5 plays, 9:12 left)

**Second Quarter**

Florida A&M—Edwards 22 field goal (75 yards in 14 plays, 14:13 left)  
 Florida A&M—Jajuan Seider 11 run (Edwards kick) (71 yards in 9 plays, 7:24 left)  
 Youngstown St.—Renauld Ray 35 pass from Jeff Ryan (Griffith kick) (78 yards in 10 plays, 2:34 left)

**Fourth Quarter**

Youngstown St.—Griffith 22 field goal (40 yards in 8 plays, 14:52 left)  
 Florida A&M—Cedric Mitchell 11 pass from Quinn Gray (Edwards kick) (80 yards in 10 plays, 11:35 left)  
 Youngstown St.—Elliott Giles 46 pass from Ryan (pass failed) (76 yards in 4 plays, 7:22 left)  
 Youngstown St.—Damion Matthews 10 pass from Ryan (Ryan run) (72 yards in 11 plays, 0:44 left)

**Individual Leaders**

Rushing—Florida A&M: Seider, 98 yards on 15 carries, and Williams, 98 yards on 16 carries; Youngstown St.: Adrian Brown, 188 yards on 30 carries.  
 Passing—Florida A&M: Gray, 12 of 18 for 120 yards; Youngstown St.: Ryan, 6 of 9 for 111 yards.  
 Receiving—Florida A&M: Jacquay Nunnally, 9 catches for 52 yards, and Mitchell, 7 catches for 87 yards; Youngstown St.: Giles, 1 catch for 46 yards, and Ray, 1 catch for 35 yards.

**PAULSON STADIUM, STATESBORO, GEORGIA;  
DECEMBER 11**

	Illinois St.	Ga. Southern
First Downs .....	13	22
Rushing Yardage .....	69	363
Passing Yardage .....	191	76
Passes (Comp.-Att.-Int.) .....	21-32-2	3-7-1
Punts (Number-Average).....	7-38.6	2-33.0
Fumbles (Number-Lost) .....	1-1	1-1
Penalties (Number-Yards) ..	8-80	4-30
Illinois St. ....	7 3 0	7-17
Ga. Southern.....	7 14 0	7-28

**First Quarter**

Illinois St.—Jon Laurenti 18 pass from Dusty Burk (Jake Strader kick) (68 yards in 12 plays, 9:42 left)  
Ga. Southern—Greg Hill 10 run (Chris Chambers kick) (53 yards in 7 plays, 3:43 left)

**Second Quarter**

Ga. Southern—Adrian Peterson 1 run (Chambers kick) (70 yards in 6 plays, 2:55 left)  
Ga. Southern—Peterson 2 run (Chambers kick) (13 yards in 5 plays, 0:43 left)  
Illinois St.—Strader 50 field goal (0 yards in 1 play, 0:00 left)

**Fourth Quarter**

Ga. Southern—Peterson 10 run (Chambers kick) (96 yards in 13 plays, 10:47 left)  
Illinois St.—Scott Preusker 2 pass from Burk (Strader kick) (9 yards in 3 plays, 8:04 left)

**Individual Leaders**

Rushing—Illinois St.: Aveion Cason, 48 yards on 11

carries; Ga. Southern: Peterson, 183 yards on 31 carries.

Passing—Illinois St.: Burk, 21 of 32 for 191 yards; Ga. Southern: Hill, 3 of 7 for 76 yards.

Receiving—Illinois St.: Cason, 6 catches for 58 yards, and Steve Kostro, 3 catches for 32 yards; Ga. Southern: Chris Johnson, 3 catches for 76 yards.

**CHAMPIONSHIP**

**FINLEY STADIUM/DAVENPORT FIELD,  
CHATTANOOGA, TENNESSEE; DECEMBER 18**

	Ga. Southern	Youngstown St.
First Downs .....	24	17
Rushing Yardage .....	638	163
Passing Yardage .....	17	175
Passes (Comp.-Att.-Int.) .....	1-4-0	11-20-1
Punts (Number-Average).....	1-25.0	7-36.0
Fumbles (Number-Lost) .....	1-0	1-0
Penalties (Number-Yards) ..	9-82	3-11
Ga. Southern.....	10 28 7	14-59
Youngstown St. ....	7 7 3	7-24

**First Quarter**

Ga. Southern—Chris Chambers 25 field goal (44 yards in 9 plays, 10:20 left)

Youngstown St.—Adrian Brown 2 run (Mark Griffith kick) (76 yards in 11 plays, 4:51 left)

Ga. Southern—Greg Hill 42 run (Chambers kick) (72 yards in 5 plays, 2:51 left)

**Second Quarter**

Youngstown St.—Jeff Ryan 3 run (Griffith kick) (73 yards

in 8 plays, 14:34 left)

Ga. Southern—Adrian Peterson 3 run (Chambers kick) (78 yards in 11 plays, 10:25 left)

Ga. Southern—Bennie Cunningham 57 run (Chambers kick) (57 yards in 1 play, 9:05 left)

Ga. Southern—Peterson 22 run (Chambers kick) (72 yards in 2 plays, 5:27 left)

Ga. Southern—Anthony Williams 72 punt return (Chambers kick) (2:09 left)

**Third Quarter**

Youngstown St.—Griffith 30 field goal (41 yards in 5 plays, 4:47 left)

Ga. Southern—Peterson 1 run (Chambers kick) (66 yards in 5 plays, 3:05 left)

**Fourth Quarter**

Ga. Southern—Mark Myers 5 run (Chambers kick) (90 yards in 10 plays, 9:57 left)

Ga. Southern—J.R. Revere 66 run (Chambers kick) (71 yards in 2 plays, 7:13 left)

Youngstown St.—Brown 1 run (Griffith kick) (71 yards in 8 plays, 3:48 left)

**Individual Leaders**

Rushing—Ga. Southern: Peterson, 247 yards on 25 carries; Youngstown St.: Brown, 160 yards on 22 carries.

Passing—Ga. Southern: Hill, 1 of 4 for 17 yards; Youngstown St.: Ryan, 11 of 20 for 175 yards.

Receiving—Ga. Southern: Dedic Parham, 1 catch for 17 yards; Youngstown St.: Renauld Ray, 4 catches for 90 yards, and Elliott Giles, 2 catches for 46 yards.

**History**

**Team Results**

Year	Champion (Record)	Coach	Score	Runner-Up	Site	Championship Game Attendance	Championship Total Attendance
1978.....	Florida A&M (12-1)	Rudy Hubbard	35-28	Massachusetts	Wichita Falls, Tex.	13,604	30,667
1979.....	Eastern Ky. (11-2)	Roy Kidd	30- 7	Lehigh	Orlando, Fla.	5,200	16,505
1980.....	Boise St. (10-3)	Jim Criner	31-29	Eastern Ky.	Sacramento, Calif.	8,751	34,358
1981.....	Idaho St. (12-1)	Dave Kragthorpe	34-23	Eastern Ky.	Wichita Falls, Tex.	11,003	77,215
1982.....	Eastern Ky. (13-0)	Roy Kidd	17-14	Delaware	Wichita Falls, Tex.	11,257	84,498
1983.....	Southern Ill. (13-1)	Rey Dempsey	43- 7	Western Caro.	Charleston, S.C.	15,950	88,474
1984.....	Montana St. (12-2)	Dave Arnold	19- 6	Louisiana Tech	Charleston, S.C.	9,125	79,989
1985.....	Ga. Southern (13-2)	Erk Russell	44-42	Furman	Tacoma, Wash.	5,306	79,752
1986.....	Ga. Southern (13-2)	Erk Russell	48-21	Arkansas St.	Tacoma, Wash.	4,419	115,657
1987.....	Northeast La. (13-2)	Pat Collins	43-42	Marshall	Pocatello, Idaho	11,513	107,077
1988.....	Furman (13-2)	Jimmy Satterfield	17-12	Ga. Southern	Pocatello, Idaho	11,500	133,848
1989.....	Ga. Southern (15-0)	Erk Russell	37-34	Stephen F. Austin*	Statesboro, Ga.	25,725	132,182
1990.....	Ga. Southern (12-3)	Tim Stowers	36-13	Nevada	Statesboro, Ga.	23,204	169,785
1991.....	Youngstown St. (12-3)	Jim Tressel	25-17	Marshall	Statesboro, Ga.	12,667	155,752
1992.....	Marshall (12-3)	Jim Donnan	31-28	Youngstown St.	Huntington, W. Va.	31,304	189,781
1993.....	Youngstown St. (13-2)	Jim Tressel	17- 5	Marshall	Huntington, W. Va.	29,218	157,971
1994.....	Youngstown St. (14-0-1)	Jim Tressel	28-14	Boise St.	Huntington, W. Va.	27,674	209,761
1995.....	Montana (13-2)	Don Read	22-20	Marshall	Huntington, W. Va.	32,106	210,365
1996.....	Marshall (15-0)	Jim Donnan	49-29	Montana	Huntington, W. Va.	30,052	164,748
1997.....	Youngstown St. (13-2)	Jim Tressel	10- 9	McNeese St.	Chattanooga, Tenn.	14,771	130,676
1998.....	Massachusetts (12-3)	Mark Whipple	55-43	Ga. Southern	Chattanooga, Tenn.	17,501	111,570
1999.....	Ga. Southern (13-2)	Paul Johnson	59-24	Youngstown St.	Chattanooga, Tenn.	20,052	—

\*Tournament participation vacated by the NCAA Committee on Infractions.

## Individual Records

### GAME

#### NET YARDS RUSHING

333—Adrian Peterson, Ga. Southern (38) vs. Massachusetts (21), 12-4-99.

#### RUSHES ATTEMPTED

46—Tamron Smith, Youngstown St. (10) vs. Samford (0), 12-14-91.

#### TOUCHDOWNS BY RUSHING

6—Sean Sanders, Weber St. (59) vs. Idaho (30), 11-28-87.

#### NET YARDS PASSING

517—Todd Hammel, Stephen F. Austin (59) vs. Grambling (56), 11-25-89.

#### PASSES ATTEMPTED

82—Steve McNair, Alcorn St. (20) vs. Youngstown St. (63), 11-25-94.

#### PASSES COMPLETED

52—Steve McNair, Alcorn St. (20) vs. Youngstown St. (63), 11-25-94.

#### PASSES INTERCEPTED

7—Jeff Gilbert, Western Caro. (7) vs. Southern Ill. (43), 12-17-83.

#### TOUCHDOWN PASSES

6—Mike Smith, Northern Iowa (41) vs. La.-Monroe (44), 12-12-87; Clemente Gordon, Grambling (56) vs. Stephen F. Austin (59), 11-25-89.

#### COMPLETION PERCENTAGE (Min. 15 Attempts)

.882—Jeff Ryan, Youngstown St. (41) vs. N.C. A&T (3), 12-4-99 (15 of 17).

#### NET YARDS RUSHING AND PASSING

539—Todd Hammel, Stephen F. Austin (59) vs. Grambling (56), 11-25-89 (22 rushing, 517 passing).

#### RUSHING AND PASSING PLAYS

91—Steve McNair, Alcorn St. (20) vs. Youngstown St. (63), 11-25-94 (9 rushing, 82 passing).

#### PUNTING AVERAGE (Min. 3 Punts)

51.8—Jeff Baker, Western Ill. (24) vs. Florida A&M (21), 12-5-98 (8 for 414).

#### PUNTS

14—Fred McRae, Jackson St. (0) vs. Stephen F. Austin (24), 11-26-88.

#### RECEPTIONS

18—Brian Forster, Rhode Island (23) vs. Richmond (17), 12-1-84.

#### NET YARDS RECEIVING

288—Randy Moss, Marshall (59) vs. Delaware (14), 11-30-96 (8 catches).

#### TOUCHDOWN RECEPTIONS

4—Tony DiMaggio, Rhode Island (35) vs. Akron (27), 11-30-85; Randy Moss, Marshall (49) vs. Montana (29), 12-21-96.

#### INTERCEPTIONS

4—Greg Shipp, Southern Ill. (43) vs. Western Caro. (7), 12-17-83.

#### YARDS GAINED ON INTERCEPTION RETURNS

117—Kevin Sullivan, Massachusetts (44) vs. Nevada (21), 12-9-78.

#### YARDS GAINED ON PUNT RETURNS

121—Darren Sharper, William & Mary (45) vs. Jackson St. (6), 11-30-96.

#### YARDS GAINED ON KICKOFF RETURNS

232—Mike Cadore, Eastern Ky. (32) vs. La.-Monroe (33), 12-5-87, 6 returns, 1 for 99-yard TD.

#### POINTS

36—Sean Sanders, Weber St. (59) vs. Idaho (30), 11-28-87.

#### TOUCHDOWNS

6—Sean Sanders, Weber St. (59) vs. Idaho (30), 11-28-87.

### EXTRA POINTS

10—Andy Larson, Montana (70) vs. Stephen F. Austin (14), 12-9-95.

### FIELD GOALS

4—Jeff Wilkins, Youngstown St. (19) vs. Northern Iowa (7), 12-12-92; Jose Larios, McNeese St. (33) vs. Idaho (3), 11-25-95; Shonz LaFrenz, McNeese St. (19) vs. Massachusetts (21), 11-28-98.

### TOURNAMENT

#### NET YARDS RUSHING

897—Adrian Peterson, Ga. Southern, 1999 (134 vs. Northern Ariz., 333 vs. Massachusetts, 183 vs. Illinois St., 247 vs. Youngstown St.)

#### RUSHES ATTEMPTED

123—Ray Whalen, Nevada, 1990 (21 vs. La.-Monroe, 34 vs. Furman, 44 vs. Boise St., 24 vs. Ga. Southern).

#### NET YARDS PASSING

1,500—Dave Dickenson, Montana, 1995 (441 vs. Eastern Ky., 408 vs. Ga. Southern, 370 vs. Stephen F. Austin, 281 vs. Marshall).

#### PASSES ATTEMPTED

177—Jeff Gilbert, Western Caro., 1983 (47 vs. Colgate, 52 vs. Holy Cross, 45 vs. Furman, 33 vs. Southern Ill.); Brian Ah Yat, Montana, 1996 (48 vs. Nicholls St., 34 vs. East Tenn. St., 40 vs. Troy St., 55 vs. Marshall).

#### PASSES COMPLETED

122—Dave Dickenson, Montana, 1995 (31 vs. Eastern Ky., 37 vs. Ga. Southern, 25 vs. Stephen F. Austin, 29 vs. Marshall).

#### PASSES INTERCEPTED

11—Todd Hammel, Stephen F. Austin, 1989 (0 vs. Grambling, 4 vs. Southwest Mo. St., 2 vs. Furman, 5 vs. Ga. Southern).

#### TOUCHDOWN PASSES

14—Todd Hammel, Stephen F. Austin, 1989 (5 vs. Grambling, 4 vs. Southwest Mo. St., 2 vs. Furman, 3 vs. Ga. Southern).

#### COMPLETION PERCENTAGE

(Min. 40 Completions)  
.769—Giovanni Carmazzi, Hofstra, 1999, 50 of 65 (22-30 vs. Lehigh, 28-35 vs. Illinois St.)

#### RECEPTIONS

41—Joe Douglass, Montana, 1996 (10 vs. Nicholls St., 10 vs. East Tenn. St., 8 vs. Troy St., 13 vs. Marshall).

#### NET YARDS RECEIVING

636—Randy Moss, Marshall, 1996 (288 vs. Delaware, 82 vs. Furman, 46 vs. Northern Iowa, 220 vs. Montana).

#### TOUCHDOWN RECEPTIONS

10—Randy Moss, Marshall, 1996 (3 vs. Delaware, 2 vs. Furman, 1 vs. Northern Iowa, 4 vs. Montana).

#### POINTS

74—Adrian Peterson, Ga. Southern, 1999 (6 vs. Northern Ariz., 32 vs. Massachusetts, 18 vs. Illinois St., 18 vs. Youngstown St.)

#### TOUCHDOWNS

12—Adrian Peterson, Ga. Southern, 1999 (1 vs. Northern Ariz., 5 vs. Massachusetts, 3 vs. Illinois St., 3 vs. Youngstown St.)

### LONGEST PLAYS

#### RUSH

90—Henry Fields, McNeese St. (38) vs. Idaho (21), 11-26-94, TD.

#### PASS (Including Run)

90—Paul Singer 22 pass to Derek Swanson and 68 fumble recovery advancement by Steve Williams, Western Ill. (32) vs. Western Ky. (35), 11-26-88.

#### FIELD GOAL

56—Tony Zendejas, Nevada (27) vs. Idaho St. (20), 11-26-83.

### PUNT

88—Mike Cassidy, Rhode Island (20) vs. Montana St. (32), 12-8-84.

### PUNT RETURN

84—Rob Friese, Eastern Wash. (14) vs. Northern Iowa (17), 12-7-85, TD.

### KICKOFF RETURN

100—Chris Fontenette, McNeese St. (7) vs. Northern Iowa (29), 12-5-92, TD.

### INTERCEPTION RETURN

100—Melvin Cunningham, Marshall (28) vs. James Madison (21) (ot), 12-3-94, TD; Paul Williams, Delaware (38) vs. Hofstra (17), 11-25-95, TD.

### FUMBLE RETURN

95—Randy Smith, Youngstown St. (63) vs. Alcorn St. (20), 11-25-94, TD.

## Team Records

### GAME

#### FIRST DOWNS

41—Montana (45) vs. Ga. Southern (0), 12-2-95.

#### FIRST DOWNS BY RUSHING

26—La.-Monroe (78) vs. Alcorn St. (27), 11-28-92.

#### FIRST DOWNS BY PASSING

29—Alcorn St. (20) vs. Youngstown St. (63), 11-25-94.

#### NET YARDS RUSHING

638—Ga. Southern (59) vs. Youngstown St. (24), 12-18-99.

#### RUSHES ATTEMPTED

81—Youngstown St. (10) vs. Samford (0), 12-14-91.

#### NET YARDS PASSING

537—Montana (30) vs. McNeese St. (28), 12-3-94.

#### PASSES ATTEMPTED

90—Rhode Island (15) vs. Furman (59), 12-7-85.

#### PASSES COMPLETED

52—Alcorn St. (20) vs. Youngstown St. (63), 11-25-94.

#### PASSES INTERCEPTED

7—Western Caro. (7) vs. Southern Ill. (43), 12-17-83; Rhode Island (15) vs. Furman (59), 12-7-85; Weber St. (23) vs. Marshall (51), 12-5-87.

#### COMPLETION PERCENTAGE (Min. 20 Attempts)

.850—Illinois St. (37) vs. Hofstra (20), 12-4-99 (34 of 40).

#### NET YARDS RUSHING AND PASSING

742—La.-Monroe (78) vs. Alcorn St. (27), 11-28-92 (502 rushing, 240 passing).

#### RUSHING AND PASSING PLAYS

114—Nevada (42) vs. Furman (35) (3 ot), 12-1-90 (47 rushing, 67 passing).

#### PUNTING AVERAGE (Min. 4 punts)

51.8—Western Ill. (24) vs. Florida A&M (21), 12-5-98 (8 for 414).

#### PUNTS

14—Jackson St. (0) vs. Stephen F. Austin (24), 11-26-88.

#### PUNTS BLOCKED

2—Florida A&M (35) vs. Massachusetts (28), 12-16-78; Boise St. (14) vs. Grambling (9), 12-13-80.

#### YARDS GAINED ON PUNT RETURNS

128—William & Mary (45) vs. Jackson St. (6), 11-30-96.

#### YARDS GAINED ON KICKOFF RETURNS

232—Eastern Ky. (32) vs. La.-Monroe (33), 12-5-87.

#### YARDS GAINED ON INTERCEPTION RETURNS

164—Marshall (51) vs. Weber St. (23), 12-5-87.

#### YARDS PENALIZED

172—Tennessee St. (32) vs. Jackson St. (23), 11-29-86.

**FUMBLES LOST**

7—Jackson St. (8) vs. Marshall (38), 11-25-95.

**POINTS**

78—La.-Monroe vs. Alcorn St. (27), 11-28-92.

**TOURNAMENT****FIRST DOWNS**

125—Montana, 1995 (25 vs. Eastern Ky., 41 vs. Ga. Southern, 38 vs. Stephen F. Austin, 21 vs. Marshall).

**NET YARDS RUSHING**

2,030—Ga. Southern, 1999 (559 vs. Northern Ariz., 470 vs. Massachusetts, 363 vs. Illinois St., 638 vs. Youngstown St.).

**NET YARDS PASSING**

1,703—Montana, 1996 (447 vs. Nicholls St., 467 vs. East Tenn. St., 454 vs. Troy St., 335 vs. Marshall).

**NET YARDS RUSHING AND PASSING**

2,253—Ga. Southern, 1999 (659 vs. Northern Ariz., 500 vs. Massachusetts, 439 vs. Illinois St., 655 vs. Youngstown St.).

**PASSES ATTEMPTED**

197—Montana, 1996 (53 vs. Nicholls St., 44 vs. East Tenn. St., 45 vs. Troy St., 55 vs. Marshall).

**PASSES COMPLETED**

137—Montana, 1995 (35 vs. Eastern Ky., 42 vs. Ga. Southern, 31 vs. Stephen F. Austin, 29 vs. Marshall).

**PASSES INTERCEPTED**

11—Stephen F. Austin, 1989 (0 vs. Grambling, 4 vs. Southwest Mo. St., 2 vs. Furman, 5 vs. Ga. Southern).

**PUNTS**

29—Northern Iowa, 1992 (11 vs. Eastern Wash., 10 vs. McNeese St., 8 vs. Youngstown St.).

**YARDS PENALIZED**

350—Ga. Southern, 1986 (106 vs. N.C. A&T, 104 vs. Nicholls St., 75 vs. Nevada, 65 vs. Arkansas St.).

**FUMBLES LOST**

9—Nevada, 1983 (3 vs. Idaho St., 4 vs. North Texas, 2 vs. Southern Ill.); Youngstown St., 1991 (3 vs. Villanova, 1 vs. Nevada, 4 vs. Samford, 1 vs. Marshall); Ga. Southern, 1998 (1 vs. Colgate, 2 vs. Connecticut, 0 vs. Western Ill., 6 vs. Massachusetts).

**POINTS**

203—Ga. Southern, 1986 (52 vs. N.C. A&T, 55 vs. Nicholls St., 48 vs. Nevada, 48 vs. Arkansas St.).

## Championship Game Records

**INDIVIDUAL****NET YARDS RUSHING**

247—Adrian Peterson, Ga. Southern (59) vs. Youngstown St. (24), 1999 (25 carries).

**RUSHES ATTEMPTED**

35—Marcel Shipp, Massachusetts (55) vs. Ga. Southern (43), 1998 (244 yards).

**TOUCHDOWNS BY RUSHING**

4—John Bagwell, Furman (42) vs. Ga. Southern (44), 1985.

**NET YARDS PASSING**

474—Tony Peterson, Marshall (42) vs. La.-Monroe (43), 1987 (28 of 54).

**PASSES ATTEMPTED**

57—Kelly Bradley, Montana St. (19) vs. Louisiana Tech (6), 1984 (32 completions).

**PASSES COMPLETED**

36—Brian Ah Yat, Montana (29) vs. Marshall (49), 1996 (55 attempts).

**PASSES HAD INTERCEPTED**

7—Jeff Gilbert, Western Caro. (7) vs. Southern Ill. (43), 1983.

**TOUCHDOWN PASSES COMPLETED**

4—Tracy Ham, Ga. Southern (44) vs. Furman (42), 1985; Tony Peterson, Marshall (42) vs. La.-Monroe (43), 1987; Eric Kresser, Marshall (49) vs. Montana (29), 1996.

**COMPLETION PERCENTAGE****(Min. 8 Attempts)**

.875—Mark Brungard, Youngstown St. (17) vs. Marshall (5), 1993 (7 of 8).

**NET YARDS RUSHING AND PASSING**

509—Tracy Ham, Ga. Southern (44) vs. Furman (42), 1985 (90 rushing, 419 passing; 56 plays).

**NUMBER OF RUSHING AND PASSING PLAYS**

67—Brian Ah Yat, Montana (29) vs. Marshall (49), 1996 (12 rush, 55 pass; 301 yards).

**PUNTING AVERAGE****(Min. 3 Punts)**

51.0—Andrew Maclay, Massachusetts (55) vs. Ga. Southern (43), 1998 (4 for 204).

**NUMBER OF PUNTS**

10—Rick Titus, Delaware (14) vs. Eastern Ky. (17), 1982 (41.6 average).

**PASSES CAUGHT**

13—Joe Douglass, Montana (29) vs. Marshall (49), 1996 (117 yards).

**NET YARDS RECEIVING**

220—Randy Moss, Marshall (49) vs. Montana (29), 1996 (9 catches).

**TOUCHDOWN PASSES CAUGHT**

4—Randy Moss, Marshall (49) vs. Montana (29), 1996 (9 catches for 220 yards).

**PASSES INTERCEPTED**

4—Greg Shipp, Southern Ill. (43) vs. Western Caro. (7), 1983.

**YARDS GAINED ON INTERCEPTION RETURNS**

58—Chris Cook, Boise St. (14) vs. Youngstown St. (28), 1994 (1 interception).

**YARDS GAINED ON PUNT RETURNS**

99—Anthony Williams, Ga. Southern (59) vs. Youngstown St. (24), 1999 (6 returns).

**YARDS GAINED ON KICKOFF RETURNS**

213—Andre Coleman, Youngstown St. (24) vs. Ga. Southern (59), 1999 (9 returns).

**POINTS**

24—John Bagwell, Furman (42) vs. Ga. Southern (44), 1985; Randy Moss, Marshall (49) vs. Montana (29), 1996.

**TOUCHDOWNS**

4—John Bagwell, Furman (42) vs. Ga. Southern (44), 1985; Randy Moss, Marshall (49) vs. Montana (29), 1996.

**EXTRA POINTS**

8—Chris Chambers, Ga. Southern (59) vs. Youngstown St. (24), 1999.

**FIELD GOALS**

4—Tim Foley, Ga. Southern (48) vs. Arkansas St. (21), 1986.

**LONGEST RUSH**

66—J. R. Revere, Ga. Southern (59) vs. Youngstown St. (24), 1999.

**LONGEST PASS COMPLETION**

79—Tracy Ham to Ricky Harris, Ga. Southern (48) vs. Arkansas St. (21), 1986.

**LONGEST FIELD GOAL**

55—David Cool, Ga. Southern (12) vs. Furman (17), 1988.

**LONGEST PUNT**

72—Rick Titus, Delaware (14) vs. Eastern Ky. (17), 1982.

**TEAM****FIRST DOWNS**

31—Montana (29) vs. Marshall (49), 1996 (11 rush, 17 pass, 3 penalty).

**FIRST DOWNS BY RUSHING**

23—Ga. Southern (59) vs. Youngstown St. (24), 1999.

**FIRST DOWNS BY PASSING**

19—Marshall (42) vs. La.-Monroe (43), 1987.

**FIRST DOWNS BY PENALTY**

3—Eastern Ky. (23) vs. Idaho St. (34), 1981; Furman (42) vs. Ga. Southern (44), 1985; La.-Monroe (43) vs. Marshall (42), 1987; Montana (29) vs. Marshall (49), 1996.

**NET YARDS RUSHING**

638—Ga. Southern (59) vs. Youngstown St. (24), 1999 (59 attempts).

**RUSHES ATTEMPTED**

76—Florida A&M (35) vs. Massachusetts (28), 1978 (470 yards).

**NET YARDS PASSING**

474—Marshall (42) vs. La.-Monroe (43), 1987 (28 of 54).

**PASSES ATTEMPTED**

57—Montana St. (19) vs. Louisiana Tech (6), 1984 (32 completions).

**PASSES COMPLETED**

36—Montana (29) vs. Marshall (49), 1996 (55 attempts).

**COMPLETION PERCENTAGE****(Min. 10 Attempts)**

.760—Southern Ill. (43) vs. Western Caro. (7), 1983 (19 of 25).

**PASSES HAD INTERCEPTED**

7—Western Caro. (7) vs. Southern Ill. (43), 1983.

**NET YARDS RUSHING AND PASSING**

655—Ga. Southern (59) vs. Youngstown St. (24), 1999 (638 rushing, 17 passing; 63 plays).

**RUSHING AND PASSING PLAYS**

90—Montana (29) vs. Marshall (49), 1996 (35 rushing, 55 passing; 430 yards).

**PUNTING AVERAGE****(Min. 3 Punts)**

51.0—Massachusetts (55) vs. Ga. Southern (43), 1998 (4 for 204).

**NUMBER OF PUNTS**

10—Delaware (14) vs. Eastern Ky. (17), 1982 (41.6 average).

**YARDS GAINED ON PUNT RETURNS**

99—Ga. Southern (59) vs. Youngstown St. (24), 1999 (7 returns).

**YARDS GAINED ON KICKOFF RETURNS**

229—Western Caro. (7) vs. Southern Ill. (43), 1983 (8 returns).

**YARDS GAINED ON INTERCEPTION RETURNS**

70—Marshall (31) vs. Youngstown St. (28), 1992 (2 interceptions).

**YARDS PENALIZED**

162—Idaho St. (34) vs. Eastern Ky. (23), 1981 (12 penalties).

**FUMBLES**

6—Ga. Southern (43) vs. Massachusetts (55), 1998 (6 lost).

**FUMBLES LOST**

6—Ga. Southern (43) vs. Massachusetts (55), 1998 (6 fumbles).

**POINTS**

59—Ga. Southern vs. Youngstown St. (24), 1999.

**ATTENDANCE**

32,106—Marshall University Stadium, Huntington, W.Va., 1995.

## Won-Lost Records in Tournament Play

Team (Years Participated)	Yrs.	Won	Lost	Pct.	1st	2nd
Akron (1985)						
Alcorn St. (1984-92-94)						
Appalachian St. (1986-87-89-91-92-94-95-98-99)	9	5	9	.357	0	0
Arkansas St. (1984-85-86-87)	4	6	4	.600	0	1
Boise St. (1980-81-88-90-94)	5	8	4	.667	1	1
Boston U. (1982-83-84-93-94)	5	2	5	.286	0	0
UCF (1990-93)						
Chattanooga (1984)						
Citadel (1988-90-92)						
Colgate (1982-83-97-98-99)	5	1	5	.167	0	0
Connecticut (1998)						
Delaware (1981-82-86-88-91-92-93-95-96-97)	10	9	10	.474	0	1
East Tenn. St. (1996)						
Eastern Ill. (1982-83-86-89-95-96)	6	3	6	.333	0	0
Eastern Ky. (1979-80-81-82-83-84-86-87-88-89-90-91-92-93-94-95-97)	17	16	15	.516	2	2
Eastern Wash. (1985-92-97)	3	3	3	.500	0	0
Florida A&M (1978-96-97-98-99)	5	5	4	.556	1	0
Furman (1982-83-85-86-88-89-90-96-99)	9	11	8	.579	1	1
Ga. Southern (1985-86-87-88-89-90-93-95-97-98-99)	11	30	6	.833	5	2
Grambling (1980-85-89)						
Hampton (1997-98)						
Hofstra (1995-97-99)						
Holy Cross (1983)						
Howard (1993)						
Idaho (1982-85-86-87-88-89-90-92-93-94-95)	11	6	11	.353	0	0
Idaho St. (1981-83)						
Illinois St. (1998-99)						
Indiana St. (1983-84)						
Jackson St. (1978-81-82-85-86-87-88-89-90-95-96-97)	12	0	12	.000	0	0
James Madison (1987-91-94-95-99)	5	2	5	.286	0	0
Lehigh (1979-80-98-99)						
La.-Monroe (1987-90-92-93)	4	5	3	.625	1	0
Louisiana Tech (1982-84)						
Maine (1987-89)						
Marshall (1987-88-91-92-93-94-95-96)	8	23	6	.793	2	4
Massachusetts (1978-88-90-98-99)	5	6	4	.600	1	1
McNeese St. (1991-92-93-94-95-97-98)	7	8	7	.533	0	1
Middle Tenn. St. (1984-85-89-90-91-92-94)	7	6	7	.462	0	0
Mississippi Val. (1984)						
Montana (1982-88-89-93-94-95-96-97-98-99)	10	11	9	.550	1	1
Montana St. (1984)						
Murray St. (1979-86-95-96)	4	1	4	.200	0	0
Nevada (1978-79-83-85-86-90-91)	7	9	7	.563	0	1
New Hampshire (1991-94)	2	0	2	.000	0	0
Nicholls St. (1986-96)						
N.C. A&T (1986-92-99)						
North Texas (1983-87-88-94)	4	0	4	.000	0	0
Northern Ariz. (1996-99)						
Northern Iowa (1985-87-90-91-92-93-94-95-96)	9	9	9	.500	0	0
Northwestern St. (1988-97-98)	3	3	3	.500	0	0
Rhode Island (1981-84-85)	3	2	3	.400	0	0
Richmond (1984-87-98)						
Sam Houston St. (1986-91)	2	0	2	.000	0	0
Samford (1991-92)						
South Carolina St. (1981-82)	2	2	2	.500	0	0
Southern Ill. (1983)						
Southwest Mo. St. (1989-90)	2	1	2	.333	0	0
Stephen F. Austin (1988-93-95)	3	3	3	.500	0	0
Tennessee St. (1986-98-99)	3	1	3	.250	0	0
Troy St. (1993-94-95-96-98-99)	6	5	6	.455	0	0
Villanova (1989-91-92-96-97)	5	1	5	.167	0	0
Weber St. (1987-91)						
Western Caro. (1983)						
Western Ill. (1988-91-96-97-98)	5	3	5	.375	0	0
Western Ky. (1987-88-97)						
William & Mary (1986-89-90-93-96)	5	2	5	.286	0	0
Youngstown St. (1987-89-90-91-92-93-94-97-99)	9	23	5	.821	4	2

## All-Time Results

**1978 First Round:** Florida A&M 15, Jackson St. 10; Massachusetts 44, Nevada 21. **Championship:** Florida A&M 35, Massachusetts 28.

**1979 First Round:** Lehigh 28, Murray St. 9; Eastern Ky. 33, Nevada 30 (2 ot). **Championship:** Eastern Ky. 30, Lehigh 7.

**1980 First Round:** Eastern Ky. 23, Lehigh 20; Boise St. 14, Grambling 9. **Championship:** Boise St. 31, Eastern Ky. 29.

**1981 First Round:** Eastern Ky. 35, Delaware 28; Boise St. 19, Jackson St. 7; Idaho St. 51, Rhode Island 0; South Carolina St. 26, \*Tennessee St. 25 (ot). **Semifinals:** Eastern Ky. 23, Boise St. 17; Idaho St. 41, South Carolina St. 12. **Championship:** Idaho St. 34, Eastern Ky. 23.

\*Tennessee State's participation vacated.

**1982 First Round:** Idaho 21, Montana 7; Eastern Ill. 16, Jackson St. 13 (ot); South Carolina St. 17, Furman 0; Colgate 21, Boston U. 7. **Quarterfinals:** Eastern Ky. 38, Idaho 30; \*Tennessee St. 20, Eastern Ill. 19; Louisiana Tech 38, South Carolina St. 3; Delaware 20, Colgate 13. **Semifinals:** Eastern Ky. 13, \*Tennessee St. 7; Delaware 17, Louisiana Tech 0. **Championship:** Eastern Ky. 17, Delaware 14.

\*Tennessee State's participation vacated.

**1983 First Round:** Indiana St. 16, Eastern Ill. 13 (2 ot); Nevada 27, Idaho St. 20; Western Caro. 24, Colgate 23; Boston U. 24, Eastern Ky. 20. **Quarterfinals:** Southern Ill. 23, Indiana St. 7; Nevada 20, North Texas 17 (ot); Western Caro. 28, Holy Cross 21; Furman 35, Boston U. 16. **Semifinals:** Southern Ill. 23, Nevada 7; Western Caro. 14, Furman 7. **Championship:** Southern Ill. 43, Western Caro. 7.

**1984 First Round:** Louisiana Tech 66, Mississippi Val. 19; Middle Tenn. St. 27, Eastern Ky. 10; Richmond 35, Boston U. 33; Arkansas St. 37, Chattanooga 10. **Quarterfinals:** Louisiana Tech 44, Alcorn St. 21; Middle Tenn. St. 42, Indiana St. 41 (3 ot); Rhode Island 23, Richmond 17; Montana St. 31, Arkansas St. 14. **Semifinals:** Louisiana Tech 21, Middle Tenn. St. 13; Montana St. 32, Rhode Island 20. **Championship:** Montana St. 19, Louisiana Tech 6.

**1985 First Round:** Ga. Southern 27, Jackson St. 0; Eastern Wash. 42, Idaho 38; Rhode Island 35, Akron 27; Arkansas St. 10, Grambling 7. **Quarterfinals:** Ga. Southern 28, Middle Tenn. St. 21; Northern Iowa 17, Eastern Wash. 14; Furman 59, Rhode Island 15; Nevada 24, Arkansas St. 23. **Semifinals:** Ga. Southern 40, Northern Iowa 33; Furman 35, Nevada 12. **Championship:** Ga. Southern 44, Furman 42.

**1986 First Round:** Nevada 27, Idaho 7; Tennessee St. 32, Jackson St. 23; Ga. Southern 52, N.C. A&T 21; Nicholls St. 28, Appalachian St. 26; Arkansas St. 48, Sam Houston St. 7; Delaware 51, William & Mary 17; Eastern Ill. 28, Murray St. 21; Eastern Ky. 23, Furman 10. **Quarterfinals:** Nevada 33, Tennessee St. 6; Ga. Southern 55, Nicholls St. 31; Arkansas St. 55, Delaware 14; Eastern Ky. 24, Eastern Ill. 22. **Semifinals:** Ga. Southern 48, Nevada 38; Arkansas St. 24, Eastern Ky. 10. **Championship:** Ga. Southern 48, Arkansas St. 21.

**1987 First Round:** Appalachian St. 20, Richmond 3; Ga. Southern 31, Maine 28 (ot); Weber St. 59, Idaho 30; Marshall 41, James Madison 12; Northeast La. 30,

North Texas 9; Eastern Ky. 40, Western Ky. 17; Northern Iowa 31, Youngstown St. 28; Arkansas St. 35, Jackson St. 32. **Quarterfinals:** Appalachian St. 19, Ga. Southern 0; Marshall 51, Weber St. 23; Northeast La. 33, Eastern Ky. 32; Northern Iowa 49, Arkansas St. 28. **Semifinals:** Marshall 24, Appalachian St. 10; Northeast La. 44, Northern Iowa 41 (2 ot). **Championship:** Northeast La. 43, Marshall 42.

**1988 First Round:** Idaho 38, Montana 19; Northwestern St. 22, Boise St. 13; Furman 21, Delaware 7; Marshall 7, North Texas 0; Ga. Southern 38, Citadel 20; Stephen F. Austin 24, Jackson St. 0; Western Ky. 35, Western Ill. 32; Eastern Ky. 28, Massachusetts 17. **Quarterfinals:** Idaho 38, Northwestern St. 30; Furman 13, Marshall 9; Ga. Southern 27, Stephen F. Austin 6; Eastern Ky. 41, Western Ky. 24. **Semifinals:** Furman 38, Idaho 7; Ga. Southern 21, Eastern Ky. 17. **Championship:** Furman 17, Ga. Southern 12.

**1989 First Round:** Ga. Southern 52, Villanova 36; Middle Tenn. St. 24, Appalachian St. 21; Eastern Ill. 38, Idaho 21; Montana 48, Jackson St. 7; Furman 24, William & Mary 10; Youngstown St. 28, Eastern Ky. 24; \*Stephen F. Austin 59, Grambling 56; Southwest Mo. St. 38, Maine 35. **Quarterfinals:** Ga. Southern 45, Middle Tenn. St. 3; Montana 25, Eastern Ill. 19; Furman 42, Youngstown St. 23; \*Stephen F. Austin 55, Southwest Mo. St. 25. **Semifinals:** Ga. Southern 45, Montana 15; \*Stephen F. Austin 21, Furman 19. **Championship:** Ga. Southern 37, \*Stephen F. Austin 34.

\*Stephen F. Austin's participation vacated.

**1990 First Round:** Middle Tenn. St. 28, Jackson St. 7; Boise St. 20, Northern Iowa 3; Nevada 27, Northeast La. 14; Furman 45, Eastern Ky. 17; Central Fla. 20, Youngstown St. 17; William & Mary 38, Massachusetts 0; Ga. Southern 31, Citadel 0; Idaho 41, Southwest Mo. St. 35. **Quarterfinals:** Boise St. 20, Middle Tenn. St. 13; Nevada 42, Furman 35 (3 ot); Central Fla. 52, William & Mary 38; Ga. Southern 28, Idaho 27. **Semifinals:** Nevada 59, Boise St. 52 (3 ot); Ga. Southern 44, Central Fla. 7. **Championship:** Ga. Southern 36, Nevada 13.

**1991 First Round:** Nevada 22, McNeese St. 16; Youngstown St. 17, Villanova 16; James Madison 42, Delaware 35 (2 ot); Samford 29, New Hampshire 13; Eastern Ky. 14, Appalachian St. 3; Middle Tenn. St. 20, Sam Houston St. 19 (ot); Northern Iowa 38, Weber St. 21; Marshall 20, Western Ill. 17 (ot). **Quarterfinals:** Youngstown St. 30, Nevada 28; Samford 24, James Madison 21; Eastern Ky. 23, Middle Tenn. St. 13; Marshall 41, Northern Iowa 13. **Semifinals:** Youngstown St. 10, Samford 0; Marshall 14, Eastern Ky. 7. **Championship:** Youngstown St. 25, Marshall 17.

**1992 First Round:** Northeast La. 78, Alcorn St. 27; Delaware 56, Samford 21; Middle Tenn. St. 35, Appalachian St. 10; Marshall 44, Eastern Ky. 0; Citadel 44, N.C. A&T 0; Youngstown St. 23, Villanova 20; Northern Iowa 17, Eastern Wash. 14; McNeese St. 23, Idaho 20. **Quarterfinals:** Delaware 41, Northeast La. 18; Marshall 35, Middle Tenn. St. 21; Youngstown St. 42, Citadel 17; Northern Iowa 29, McNeese St. 7. **Semifinals:** Marshall 28, Delaware 7; Youngstown St. 19, Northern Iowa 7. **Championship:** Marshall 31, Youngstown St. 28.

**1993 First Round:** Ga. Southern 14, Eastern Ky. 12; Youngstown St. 56, Central Fla. 30; Boston U. 27, Northern Iowa 21 (2 ot); Idaho 34, Northeast La. 31; Delaware 49, Montana 48; Marshall 28, Howard 14; McNeese St. 34, William & Mary 28; Troy St. 42, Stephen F. Austin 20. **Quarterfinals:** Youngstown St. 34, Ga.

Southern 14; Idaho 21, Boston U. 14; Marshall 34, Delaware 31; Troy St. 35, McNeese St. 28. **Semifinals:** Youngstown St. 35, Idaho 16; Marshall 24, Troy St. 21. **Championship:** Youngstown St. 17, Marshall 5.

**1994 First Round:** Youngstown St. 63, Alcorn St. 20; Eastern Ky. 30, Boston U. 23; McNeese St. 38, Idaho 21; Montana 23, Northern Iowa 20; Marshall 49, Middle Tenn. St. 14; James Madison 45, Troy St. 26; Boise St. 24, North Texas 20; Appalachian St. 17, New Hampshire 10 (ot). **Quarterfinals:** Youngstown St. 18, Eastern Ky. 15; Montana 30, McNeese St. 28; Marshall 28, James Madison 21 (ot); Boise St. 17, Appalachian St. 14. **Semifinals:** Youngstown St. 28, Montana 9; Boise St. 28, Marshall 24. **Championship:** Youngstown St. 28, Boise St. 14.

**1995 First Round:** McNeese St. 33, Idaho 3; Delaware 38, Hofstra 17; Northern Iowa 35, Murray St. 34; Marshall 38, Jackson St. 8; Appalachian St. 31, James Madison 24; Stephen F. Austin 34, Eastern Ill. 29; Ga. Southern 24, Troy St. 21; Montana 48, Eastern Ky. 0. **Quarterfinals:** McNeese St. 52, Delaware 18; Marshall 41, Northern Iowa 24; Stephen F. Austin 27, Appalachian St. 17; Montana 45, Ga. Southern 0. **Semifinals:** Marshall 25, McNeese St. 13; Montana 70, Stephen F. Austin 14. **Championship:** Montana 22, Marshall 20.

**1996 First Round:** Montana 48, Nicholls St. 3; East Tenn. St. 35, Villanova 29; Troy St. 29, Florida A&M 25; Murray St. 34, Western Ill. 6; Marshall 59, Delaware 14; Furman 42, Northern Ariz. 31; Northern Iowa 21, Eastern Ill. 14; William & Mary 45, Jackson St. 6. **Quarterfinals:** Montana 44, East Tenn. St. 14; Troy St. 31, Murray St. 3; Marshall 54, Furman 0; Northern Iowa 38, William & Mary 35. **Semifinals:** Montana 70, Troy St. 7; Marshall 31, Northern Iowa 14. **Championship:** Marshall 49, Montana 29.

**1997 First Round:** Villanova 49, Colgate 28; Youngstown St. 28, Hampton 13; Western Ky. 42, Eastern Ky. 14; Eastern Wash. 40, Northwestern St. 10; Delaware 24, Hofstra 14; Ga. Southern 52, Florida A&M 37; McNeese St. 19, Montana 14; Western Ill. 31, Jackson St. 24. **Quarterfinals:** Youngstown St. 37, Villanova 34; Eastern Wash. 38, Western Ky. 21; Delaware 16, Ga. Southern 7; McNeese St. 14, Western Ill. 12. **Semifinals:** Youngstown St. 25, Eastern Wash. 14; McNeese St. 23, Delaware 21. **Championship:** Youngstown St. 10, McNeese St. 9.

**1998 First Round:** Ga. Southern 49, Colgate 28; Connecticut 42, Hampton 34; Florida A&M 27, Troy St. 17; Western Ill. 52, Montana 9; Lehigh 24, Richmond 23; Massachusetts 21, McNeese St. 19; Appalachian St. 45, Tennessee St. 31; Northwestern St. 48, Illinois St. 28. **Quarterfinals:** Ga. Southern 52, Connecticut 30; Western Ill. 24, Florida A&M 21; Massachusetts 27, Lehigh 21; Northwestern St. 31, Appalachian St. 20. **Semifinals:** Ga. Southern 42, Western Ill. 14; Massachusetts 41, Northwestern St. 31. **Championship:** Massachusetts 55, Ga. Southern 43.

**1999 First Round:** N.C. A&T 24, Tennessee St. 10; Youngstown St. 30, Montana 27; Troy St. 27, James Madison 7; Florida A&M 44, Appalachian St. 29; Hofstra 27, Lehigh 15; Illinois St. 56, Colgate 13; Massachusetts 30, Furman 23 (ot); Ga. Southern 72, Northern Ariz. 29. **Quarterfinals:** Youngstown St. 41, N.C. A&T 3; Florida A&M 17, Troy St. 10; Illinois St. 37, Hofstra 20; Ga. Southern 38, Massachusetts 21. **Semifinals:** Youngstown St. 27, Florida A&M 24; Ga. Southern 28, Illinois St. 17. **Championship:** Ga. Southern 59, Youngstown St. 24.






PHOTO BY BOB MURPHY/NCAP FILES

**Travis Miles tossed five touchdown passes in Northwest Missouri State's wild come-from-behind victory.**

# Football

## DIVISION II



## 1999 Championship

### Highlights

**Tenacious 'Cats Come Back:** Despite trailing by 17 points at halftime and still behind by 15 with three minutes to play in regulation, Northwest Missouri State staged a dramatic rally and outlasted Carson-Newman 58-52 in four overtimes to defend its championship December 11 in Florence, Alabama.

The game was the longest in terms of the number of extra periods in NCAA football playoff history, surpassing six contests that were extended by three overtimes. Northwest Missouri State's Travis Miles threw a 13-yard touchdown pass to J.R. Hill in the fourth overtime and the Bearcat defense forced a turnover on Carson-Newman's ensuing possession to cap the comeback.

The 110 points scored by the two teams set new records for all Division II playoff games and the all-divisions mark for championship contests.

Miles threw five touchdown passes as he completed 24 of 45 attempts for 298 yards. Hill finished with seven receptions for 120 yards as Northwest Missouri State capped a 14-1 campaign.

Antwon Oliver racked up 194 yards on 30 carries for Carson-Newman, which suffered its first defeat of the season after 13 consecutive wins.

### INDIVIDUAL STATISTICAL LEADERS

(Minimum 2 Games Played)

#### RUSHING

Name, Team	G	Att.	Yds.	TD	Yds./Att.	Yds./Game
Antwon Oliver, Carson-Newman	4	85	548	7	6.4	137.0
David Jansen, Northwest Mo. St.	4	98	489	3	5.0	122.3
Melvin Oates, Carson-Newman	4	66	485	3	7.3	121.3
Carlton Booe, Northeastern St.	3	80	341	3	4.3	113.7
Terrance Wilson, Indiana (Pa.)	3	57	309	2	5.4	103.0

#### PASSING

Name, Team	G	Att.	Comp.	Pct.	TD	Int.	Yds.	Yds./Game
Mitch Ellis, Catawba	2	74	38	.514	7	2	649	324.5
J.T. O'Sullivan, UC Davis	2	61	32	.525	5	2	599	299.5
Drew Folmar, Millersville	2	79	43	.544	5	5	580	290.0
Travis Miles, Northwest Mo. St.	4	153	90	.588	9	7	1096	274.0
Corte McGuffey, Northern Colo.	2	53	32	.604	5	2	495	247.5

#### RECEIVING

Name, Team	G	Rec.	Yds.	TD	Yds./Rec.	Yds./Game
John Shoemaker, UC Davis	2	10	225	2	22.5	112.5
Sean Scott, Millersville	2	14	216	1	15.4	108.0
Nick Means, Catawba	2	10	195	2	19.5	97.5
Seneca Holmes, Northwest Mo. St.	4	22	374	2	17.0	93.5
Tony Miles, Northwest Mo. St.	4	29	345	1	11.9	86.3

## Results

### FIRST ROUND

**BURKE-TARR STADIUM, JEFFERSON CITY, TENNESSEE; NOVEMBER 20**

	Arkansas Tech	Carson-Newman
First Downs	21	33
Rushing Yardage	54	456
Passing Yardage	300	125
Passes (Comp.-Att.-Int.)	24-47-3	10-17-0
Punts (Number-Average)	4-26.5	2-36.0
Fumbles (Number-Lost)	0-0	3-2
Penalties (Number-Yards)	1-5	16-102

Arkansas Tech	0	7	0	21-28
Carson-Newman	6	8	13	13-40

#### First Quarter

Carson-Newman—Leonard Guyton 13 run (kick failed) (73 yards in 13 plays, 7:48 left)

#### Second Quarter

Arkansas Tech—Ed Duncan 5 pass from Josh Price (Paul Peletz kick) (73 yards in 9 plays, 9:44 left)  
Carson-Newman—Guyton 1 run (Myron Refoure run) (43 yards in 6 plays, 2:14 left)

#### Third Quarter

Carson-Newman—Guyton 4 run (kick failed) (73 yards in 11 plays, 5:19 left)  
Carson-Newman—Refoure 9 run (Ryan Fleming kick) (42 yards in 5 plays, 2:03 left)

#### Fourth Quarter

Arkansas Tech—Lance Strother 9 pass from Price (Peletz

kick) (67 yards in 9 plays, 13:03 left)  
Carson-Newman—Antwon Oliver 6 run (Fleming kick) (56 yards in 8 plays, 5:14 left)  
Arkansas Tech—Strother 21 pass from Price (Peletz kick) (65 yards in 6 plays, 3:58 left)  
Carson-Newman—Guyton 5 run (kick failed) (59 yards in 9 plays, 0:21 left)  
Arkansas Tech—Strother 10 pass from Price (Peletz kick) (56 yards in 2 plays, 0:02 left)

#### Individual Leaders

Rushing—Arkansas Tech: Justin Powell, 31 yards on 7 carries; Carson-Newman: Oliver, 164 yards on 23 carries.  
Passing—Arkansas Tech: Price, 24 of 47 for 300 yards; Carson-Newman: Guyton, 10 of 17 for 125 yards.  
Receiving—Arkansas Tech: Strother, 9 catches for 159 yards, and Duncan, 6 catches for 46 yards; Carson-Newman: Ques Rumph, 2 catches for 40 yards, and Jarvonni Jackson, 2 catches for 29 yards.

**SHUFORD STADIUM, SALISBURY, NORTH CAROLINA; NOVEMBER 20**

	Fort Valley St.	Catawba
First Downs .....	15	24
Rushing Yardage.....	86	181
Passing Yardage.....	219	263
Passes (Comp.-Att.-Int.) .....	17-34-4	18-32-0
Punts (Number-Average)....	5-30.6	3-37.7
Fumbles (Number-Lost) .....	1-0	0-0
Penalties (Number-Yards) ..	9-63	6-45
Fort Valley St.....	3 7 0	7-17
Catawba.....	7 7 7	27-48

**First Quarter**

Fort Valley St.—Jevon Tyler 35 field goal (62 yards in 13 plays, 10:22 left)  
 Catawba—Nick Means 30 pass from Mitch Ellis (Matt Gross kick) (74 yards in 8 plays, 7:10 left)

**Second Quarter**

Fort Valley St.—Cleo Stinyard 2 run (Tyler kick) (90 yards in 10 plays, 3:41 left)  
 Catawba—Ryan Millwood 7 pass from Ellis (Gross kick) (65 yards in 9 plays, 0:39 left)

**Third Quarter**

Catawba—Kevin McKenzie 5 run (Gross kick) (77 yards in 12 plays, 9:57 left)

**Fourth Quarter**

Catawba—Joe Hilliard 2 run (Gross kick) (64 yards in 10 plays, 13:48 left)  
 Catawba—Cedric Squirewill 42 pass from Ellis (Gross kick) (41 yards in 2 plays, 11:40 left)  
 Catawba—Eric Westbrook 10 run (run failed) (48 yards in 10 plays, 6:16 left)  
 Catawba—Steve Peterson 7 run (Gross kick) (38 yards in 4 plays, 2:08 left)  
 Fort Valley St.—Stinyard 71 run (Tyler kick) (71 yards in 1 play, 1:41 left)

**Individual Leaders**

Rushing—Fort Valley St.: Stinyard, 93 yards on 12 carries; Catawba: McKenzie, 78 yards on 19 carries.  
 Passing—Fort Valley St.: Brian Villanueva, 11 of 23 for 150 yards; Catawba: Ellis, 18 of 32 for 263 yards.  
 Receiving—Fort Valley St.: Trammel Pryor, 7 catches for 107 yards, and Kent Schoolfield, 5 catches for 37 yards; Catawba: Millwood, 5 catches for 58 yards, and Means, 4 catches for 80 yards.

**TOOMEY FIELD, DAVIS, CALIFORNIA; NOVEMBER 20**

	Central Okla.	UC Davis
First Downs .....	20	25
Rushing Yardage.....	85	203
Passing Yardage.....	167	310
Passes (Comp.-Att.-Int.) .....	8-16-1	16-24-1
Punts (Number-Average)....	4-32.0	2-35.0
Fumbles (Number-Lost) .....	2-1	2-2
Penalties (Number-Yards) ..	3-35	12-105
Central Okla.....	10 7 0	0-17
UCDavis.....	13 6 7	7-33

**First Quarter**

UC Davis—John Shoemaker 63 pass from J.T. O'Sullivan (Eric Friend kick) (76 yards in 3 plays, 13:38 left)  
 Central Okla.—Evan Luttrell 34 field goal (53 yards in 14 plays, 6:39 left)

Central Okla.—Greg Briley 16 run (Luttrell kick) (16 yards in 1 play, 4:54 left)

UC Davis—O'Sullivan 6 run (kick blocked) (84 yards in 11 plays, 0:53 left)

**Second Quarter**

UC Davis—Shoemaker 60 pass from O'Sullivan (pass failed) (87 yards in 3 plays, 9:53 left)  
 Central Okla.—Todd Barnes 13 pass from Brett Manning (Luttrell kick) (76 yards in 9 plays, 1:17 left)

**Third Quarter**

UC Davis—Trae Milton 7 run (Friend kick) (66 yards in 10 plays, 6:38 left)

**Fourth Quarter**

UC Davis—Glenn Adriatico 30 pass from O'Sullivan (Friend kick) (99 yards in 12 plays, 12:35 left)

**Individual Leaders**

Rushing—Central Okla.: Briley, 96 yards on 25 carries; UC Davis: Matt Brown, 138 yards on 25 carries.

Passing—Central Okla.: Manning, 8 of 16 for 167 yards; UC Davis: O'Sullivan, 16 of 24 for 310 yards.

Receiving—Central Okla.: Barnes, 4 catches for 83 yards, and Alton Lusk, 2 catches for 54 yards; UC Davis: Shoemaker, 4 catches for 153 yards, and Charles Enos, 4 catches for 49 yards.

**GABLE FIELD, TAHLEQUAH, OKLAHOMA; NOVEMBER 20**

	Western Wash.	Northeastern St.
First Downs .....	21	12
Rushing Yardage.....	61	271
Passing Yardage.....	285	15
Passes (Comp.-Att.-Int.) .....	24-50-2	3-8-2
Punts (Number-Average)....	8-35.6	7-44.7
Fumbles (Number-Lost) .....	2-2	2-1
Penalties (Number-Yards) ..	4-36	10-91
Western Wash.....	7 10 0	7 0-24
Northeastern St.....	0 7 3	14 3-27

**First Quarter**

Western Wash.—Giorgio Usai 4 run (Josh Bailey kick) (74 yards in 9 plays, 11:09 left)

**Second Quarter**

Northeastern St.—Carlton Booe 3 run (Mike Shockley kick) (58 yards in 9 plays, 7:51 left)

Western Wash.—Bailey 27 field goal (60 yards in 9 plays, 4:10 left)

Western Wash.—Scott Mitchell 1 run (Bailey kick) (20 yards in 5 plays, 1:29 left)

**Third Quarter**

Northeastern St.—Shockley 28 field goal (19 yards in 7 plays, 6:02 left)

**Fourth Quarter**

Northeastern St.—Booe 7 run (Shockley kick) (7 yards in 1 play, 10:50 left)

Northeastern St.—Booe 44 run (Shockley kick) (52 yards in 3 plays, 4:39 left)

Western Wash.—Ben Clampitt 24 pass from Mitchell (Bailey kick) (68 yards in 7 plays, 2:00 left)

**Overtime**

Northeastern St.—Shockley 33 field goal (9 yards in 4 plays)

**Individual Leaders**

Rushing—Western Wash.: Usai, 70 yards on 18 carries; Northeastern St.: Booe, 229 yards on 39 carries.  
 Passing—Western Wash.: Mitchell, 24 of 50 for 285 yards; Northeastern St.: Trent Pitt, 3 of 3 for 15 yards.  
 Receiving—Western Wash.: Ben Fairbanks, 8 catches for 132 yards, and Clampitt, 6 catches for 79 yards; Northeastern St.: Bobby Campbell, 1 catch for 9 yards.

**N. KERR THOMPSON STADIUM, SLIPPERY ROCK, PENNSYLVANIA; NOVEMBER 20**

	Indiana (Pa.)	Slippery Rock
First Downs .....	21	20
Rushing Yardage.....	153	176
Passing Yardage.....	252	148
Passes (Comp.-Att.-Int.) .....	19-36-1	15-33-2
Punts (Number-Average)....	4-34.3	6-39.5
Fumbles (Number-Lost) .....	1-1	0-0
Penalties (Number-Yards) ..	10-71	7-65
Indiana (Pa.).....	7 6 0	7 7-27
Slippery Rock.....	7 3 7	3 0-20

**First Quarter**

Slippery Rock—Stan Kennedy 3 run (Morgan Anderson kick) (82 yards in 12 plays, 7:40 left)

Indiana (Pa.)—Terrance Wilson 10 pass from Brian Eyerman (Jeremy Boland kick) (82 yards in 11 plays, 2:39 left)

**Second Quarter**

Indiana (Pa.)—Wilson 1 run (kick failed) (75 yards in 9 plays, 12:50 left)

Slippery Rock—Anderson 25 field goal (65 yards in 15 plays, 0:04 left)

**Third Quarter**

Slippery Rock—Randy McKavish 1 run (Anderson kick) (59 yards in 7 plays, 3:15 left)

**Fourth Quarter**

Slippery Rock—Anderson 22 field goal (65 yards in 12 plays, 3:41 left)

Indiana (Pa.)—Carmelo Ocasio 18 pass from Eyerman (Boland kick) (87 yards in 6 plays, 2:10 left)

**Overtime**

Indiana (Pa.)—Amir Dew 25 run (Boland kick) (25 yards in 1 play)

**Individual Leaders**

Rushing—Indiana (Pa.): Dew, 87 yards on 9 carries; Slippery Rock: McKavish, 82 yards on 11 carries.

Passing—Indiana (Pa.): Eyerman, 19 of 36 for 252 yards; Slippery Rock: McKavish, 15 of 33 for 148 yards.

Receiving—Indiana (Pa.): Ocasio, 6 catches for 62 yards, and Tom Rebholz, 4 catches for 33 yards; Slippery Rock: Nate Stewart, 10 catches for 88 yards, and D.J. Flick, 3 catches for 32 yards.

**BIEMESDERFER STADIUM, MILLERSVILLE, PENNSYLVANIA; NOVEMBER 20**

	Shepherd	Millersville
First Downs .....	16	20
Rushing Yardage.....	128	139
Passing Yardage.....	185	238
Passes (Comp.-Att.-Int.) .....	13-27-0	18-24-0
Punts (Number-Average)....	5-38.4	5-32.4
Fumbles (Number-Lost) .....	2-1	2-2
Penalties (Number-Yards) ..	1-14	7-52
Shepherd.....	0 6 0	8-14
Millersville.....	7 7 7	0-21

**First Quarter**

Millersville—Dondre Gilliam 18 pass from Drew Folmar (Andy Ryzewski kick) (87 yards in 12 plays, 2:53 left)

**Second Quarter**

Shepherd—Kevin Burkey 27 field goal (60 yards in 11 plays, 13:35 left)

Millersville—John Flamish 7 run (Ryzewski kick) (46 yards in 5 plays, 4:07 left)

Shepherd—Burkey 34 field goal (9 yards in 4 plays, 0:00 left)

**Third Quarter**

Millersville—Sean Scott 36 pass from Folmar (Ryzewski kick) (67 yards in 5 plays, 4:15 left)

**Fourth Quarter**

Shepherd—Terence Robinson 40 pass from Joel Gordon (Jason Dirting pass from Gordon) (86 yards in 5 plays, 2:28 left)

**Individual Leaders**

Rushing—Shepherd: Damian Beane, 101 yards on 21 carries; Millersville: Flamish, 91 yards on 20 carries.  
 Passing—Shepherd: Gordon, 13 of 27 for 185 yards; Millersville: Folmar, 18 of 24 for 238 yards.  
 Receiving—Shepherd: Dirting, 4 catches for 86 yards, and Marcus Boyd, 2 catches for 15 yards; Millersville: Scott, 8 catches for 112 yards, and Gilliam, 7 catches for 94 yards.

**NOTTINGHAM FIELD, GREELEY, COLORADO; NOVEMBER 20**

	Pittsburg St.	Northern Colo.
First Downs .....	22	19
Rushing Yardage.....	285	155
Passing Yardage.....	116	235
Passes (Comp.-Att.-Int.) .....	6-17-1	14-26-2
Punts (Number-Average)....	3-28.7	2-38.0
Fumbles (Number-Lost) .....	1-0	1-1
Penalties (Number-Yards) ..	5-35	4-30
Pittsburg St.....	7 10 7	7-31
Northern Colo.....	7 10 10	7-34

**First Quarter**

Pittsburg St.—Anthony Chatmon 1 run (Gary Kral kick) (23 yards in 5 plays, 11:58 left)

Northern Colo.—Omar Zuniga 7 pass from Corte McGuffey (Mike Schauer kick) (80 yards in 13 plays, 5:41 left)

**Second Quarter**

Northern Colo.—McGuffey 1 run (Schauer kick) (56 yards in 8 plays, 12:29 left)

Pittsburg St.—Kral 42 field goal (6 yards in 4 plays, 5:43 left)

Pittsburg St.—Chatmon 21 run (Kral kick) (49 yards in 5 plays, 3:11 left)

Northern Colo.—Schauer 42 field goal (55 yards in 9 plays, 1:00 left)

**Third Quarter**

Northern Colo.—Schauer 36 field goal (36 yards in 9 plays, 8:29 left)  
 Pittsburg St.—Lateef Walker 3 run (Kral kick) (65 yards in 9 plays, 4:31 left)  
 Northern Colo.—Kevin Prosser 1 run (Schauer kick) (75 yards in 9 plays, 0:51 left)

**Fourth Quarter**

Northern Colo.—McGuffey 4 run (Schauer kick) (39 yards in 6 plays, 8:23 left)  
 Pittsburg St.—Michael Brown 45 pass from Gerren Comeaux (Kral kick) (63 yards in 6 plays, 1:19 left)

**Individual Leaders**

Rushing—Pittsburg St.: Jesse Owen, 85 yards on 16 carries; Northern Colo.: Wes Daniels, 102 yards on 18 carries.  
 Passing—Pittsburg St.: Walker, 5 of 15 for 71 yards; Northern Colo.: McGuffey, 14 of 26 for 235 yards.  
 Receiving—Pittsburg St.: Brown, 2 catches for 56 yards, and Comeaux, 1 catch for 18 yards; Northern Colo.: Zuniga, 5 catches for 58 yards, and Mark Chicarelli, 3 catches for 72 yards.

**RICKENBRODE STADIUM, MARYVILLE, MISSOURI; NOVEMBER 20**

	North Dakota	Northwest Mo. St.
First Downs .....	14	19
Rushing Yardage .....	185	130
Passing Yardage .....	109	221
Passes (Comp.-Att.-Int.) .....	9-24-2	20-43-1
Punts (Number-Average) .....	9-28.8	5-33.4
Fumbles (Number-Lost) .....	2-1	3-2
Penalties (Number-Yards) ..	4-42	6-43
North Dakota .....	7 6 0 0	0-13
Northwest Mo. St. ....	0 0 10 3	7-20

**First Quarter**

North Dakota—Brent Grimes 66 missed field goal return (Cameron Peterka kick) (3:56 left)

**Second Quarter**

North Dakota—Peterka 23 field goal (61 yards in 13 plays, 10:22 left)  
 North Dakota—Peterka 27 field goal (33 yards in 6 plays, 0:01 left)

**Third Quarter**

Northwest Mo. St.—Tony Miles 64 punt return (David Purnell kick) (12:34 left)  
 Northwest Mo. St.—Purnell 46 field goal (51 yards in 9 plays, 3:01 left)

**Fourth Quarter**

Northwest Mo. St.—Purnell 36 field goal (29 yards in 8 plays, 10:19 left)

**Overtime**

Northwest Mo. St.—David Jansen 1 run (Pumell kick) (25 yards in 8 plays)

**Individual Leaders**

Rushing—North Dakota: Jed Perkerewicz, 141 yards on 30 carries; Northwest Mo. St.: Jansen, 115 yards on 24 carries.  
 Passing—North Dakota: Tony Stein, 9 of 24 for 109 yards; Northwest Mo. St.: Travis Miles, 20 of 42 for 221 yards.  
 Receiving—North Dakota: Mike Juhasz, 4 catches for 50 yards, and Luke Schleusner, 3 catches for 33 yards; Northwest Mo. St.: Tony Miles, 11 catches for 147 yards, and Seneca Holmes, 3 catches for 28 yards.

**QUARTERFINALS**

**BURKE-TARR STADIUM, JEFFERSON CITY, TENNESSEE; NOVEMBER 27**

	Catawba	Carson-Newman
First Downs .....	20	14
Rushing Yardage .....	52	351
Passing Yardage .....	386	70
Passes (Comp.-Att.-Int.) .....	20-42-2	6-12-0
Punts (Number-Average) .....	6-31.7	5-35.4
Fumbles (Number-Lost) .....	1-0	3-3
Penalties (Number-Yards) ..	9-89	10-79
Catawba .....	6 0 6	13-25
Carson-Newman .....	7 14 7	0-28

**First Quarter**

Catawba—Ryan Millwood 47 pass from Mitch Ellis (kick blocked) (80 yards in 4 plays, 10:36 left)  
 Carson-Newman—Antwon Oliver 2 run (Ryan Fleming

kick) (45 yards in 7 plays, 2:22 left)

**Second Quarter**

Carson-Newman—Leonard Guyton 1 run (Fleming kick) (42 yards in 8 plays, 12:50 left)  
 Carson-Newman—Oliver 10 pass from Guyton (Fleming kick) (98 yards in 8 plays, 5:44 left)

**Third Quarter**

Carson-Newman—Melvin Oates 58 run (Fleming kick) (67 yards in 3 plays, 4:44 left)  
 Catawba—Millwood 9 pass from Ellis (pass failed) (85 yards in 11 plays, 1:38 left)

**Fourth Quarter**

Catawba—Nick Means 57 pass from Ellis (run failed) (79 yards in 5 plays, 12:58 left)  
 Catawba—Millwood 18 pass from Ellis (Matt Gross kick) (18 yards in 1 play, 11:57 left)

**Individual Leaders**

Rushing—Catawba: Kevin McKenzie, 40 yards on 13 carries; Carson-Newman: Oates, 206 yards on 26 carries.  
 Passing—Catawba: Ellis, 20 of 42 for 386 yards; Carson-Newman: Guyton, 6 of 12 for 70 yards.  
 Receiving—Catawba: Means, 6 catches for 115 yards, and O.J. Lennon, 4 catches for 60 yards; Carson-Newman: Ques Rumph, 3 catches for 57 yards, and Oliver, 2 catches for 14 yards.

**TOOMEY FIELD, DAVIS, CALIFORNIA; NOVEMBER 27**

	Northeastern St.	UC Davis
First Downs .....	12	13
Rushing Yardage .....	139	-6
Passing Yardage .....	84	289
Passes (Comp.-Att.-Int.) .....	6-13-1	16-37-1
Punts (Number-Average) .....	11-34.0	9-37.1
Fumbles (Number-Lost) .....	1-0	1-1
Penalties (Number-Yards) ..	12-95	10-84
Northeastern St. ....	9 7 0	3-19
UC Davis .....	7 0 0	7-14

**First Quarter**

Northeastern St.—Adam Beauchamp 29 fumble return (Michael Shockley kick) (14:43 left)  
 Northeastern St.—Safety, intentional grounding in end zone (8:10 left)  
 UC Davis—Onome Ojo 86 pass from J.T. O'Sullivan (Eric Friend kick) (95 yards in 2 plays, 1:08 left)

**Second Quarter**

Northeastern St.—Marcus Long 18 run (Shockley kick) (22 yards in 3 plays, 5:13 left)

**Fourth Quarter**

Northeastern St.—Shockley 22 field goal (59 yards in 16 plays, 10:35 left)  
 UC Davis—Michael Oliva 32 pass from O'Sullivan (Friend kick) (87 yards in 2 plays, 7:54 left)

**Individual Leaders**

Rushing—Northeastern St.: Carlton Booe, 80 yards on 30 carries; UC Davis: Matt Brown, 56 yards on 16 carries.  
 Passing—Northeastern St.: Greg Bobbitt, 4 of 8 for 53 yards; UC Davis: O'Sullivan, 16 of 37 for 289 yards.  
 Receiving—Northeastern St.: Booe, 2 catches for 10 yards, and J.J. Newton, 1 catch for 36 yards; UC Davis: John Shoemaker, 6 catches for 72 yards, and Oliva, 3 catches for 43 yards.

**BIEMESDERFER STADIUM, MILLERSVILLE, PENNSYLVANIA; NOVEMBER 27**

	Indiana (Pa.)	Millersville
First Downs .....	13	25
Rushing Yardage .....	248	105
Passing Yardage .....	139	342
Passes (Comp.-Att.-Int.) .....	11-22-1	25-55-5
Punts (Number-Average) .....	7-36.4	7-37.0
Fumbles (Number-Lost) .....	1-0	1-0
Penalties (Number-Yards) ..	7-55	6-40
Indiana (Pa.) .....	7 3 0	16-26
Millersville .....	0 14 0	7-21

**First Quarter**

Indiana (Pa.)—Quintin Biddings 6 pass from Brian Eyerma (Jeremy Boland kick) (80 yards in 3 plays, 7:46 left)

**Second Quarter**

Indiana (Pa.)—Boland 30 field goal (75 yards in 12 plays, 14:51 left)  
 Millersville—Dondre Gilliam 4 pass from Drew Folmar (Andy Ryzewski kick) (68 yards in 6 plays, 11:44 left)  
 Millersville—Shawn Foxworth 14 pass from Folmar (Ryzewski kick) (79 yards in 15 plays, 3:07 left)

**Fourth Quarter**

Indiana (Pa.)—John Jones 11 pass from Eyerma (Boland kick) (65 yards in 8 plays, 14:52 left)  
 Indiana (Pa.)—Boland 20 field goal (43 yards in 6 plays, 11:29 left)  
 Indiana (Pa.)—James Tindell 65 interception return (pass failed) (8:37 left)  
 Millersville—John Flamish 6 pass from Folmar (Ryzewski kick) (84 yards in 10 plays, 1:05 left)

**Individual Leaders**

Rushing—Indiana (Pa.): Terrance Wilson, 195 yards on 19 carries; Millersville: Flamish, 113 yards on 22 carries.  
 Passing—Indiana (Pa.): Eyerma, 11 of 22 for 139 yards; Millersville: Folmar, 25 of 55 for 342 yards.  
 Receiving—Indiana (Pa.): Jones, 4 catches for 54 yards, and Carmelo Ocasio, 3 catches for 46 yards; Millersville: Foxworth, 11 catches for 141 yards, and Sean Scott, 6 catches for 104 yards.

**NOTTINGHAM FIELD, GREELEY, COLORADO; NOVEMBER 27**

	Northwest Mo. St.	Northern Colo.
First Downs .....	24	19
Rushing Yardage .....	139	110
Passing Yardage .....	347	260
Passes (Comp.-Att.-Int.) .....	27-37-1	18-27-0
Punts (Number-Average) .....	4-37.3	6-35.7
Fumbles (Number-Lost) .....	1-0	2-0
Penalties (Number-Yards) ..	12-97	8-49
Northwest Mo. St. ....	7 3 7	24-41
Northern Colo. ....	6 8 14	7-35

**First Quarter**

Northwest Mo. St.—David Jansen 14 run (David Purnell kick) (89 yards in 9 plays, 10:57 left)  
 Northern Colo.—Ron Scott 5 pass from Corte McGuffey (kick failed) (5 yards in 1 play, 7:47 left)

**Second Quarter**

Northern Colo.—Keith Grable 10 pass from McGuffey (Brian Lonergan pass from McGuffey) (32 yards in 3 plays, 14:54 left)  
 Northwest Mo. St.—Purnell 48 field goal (54 yards in 12 plays, 0:26 left)

**Third Quarter**

Northwest Mo. St.—Jansen 2 pass from Travis Miles (Purnell kick) (82 yards in 8 plays, 7:39 left)  
 Northern Colo.—Ryan Richards 8 pass from McGuffey (Mike Schauer kick) (80 yards in 8 plays, 3:20 left)  
 Northern Colo.—Scott 10 run (Schauer kick) (43 yards in 4 plays, 0:43 left)

**Fourth Quarter**

Northwest Mo. St.—Ryan George 5 pass from Travis Miles (Purnell kick) (74 yards in 6 plays, 13:20 left)  
 Northwest Mo. St.—Seneca Holmes 38 pass from Travis Miles (Purnell kick) (31 yards in 3 plays, 9:59 left)  
 Northern Colo.—Grable 47 pass from McGuffey (Schauer kick) (78 yards in 5 plays, 7:55 left)  
 Northwest Mo. St.—Travis Miles 5 pass from Jansen (Purnell kick) (76 yards in 11 plays, 4:06 left)  
 Northwest Mo. St.—Purnell 47 field goal (35 yards in 6 plays, 0:51 left)

**Individual Leaders**

Rushing—Northwest Mo. St.: Jansen, 99 yards on 24 carries; Northern Colo.: Kevin Prosser, 44 yards on 7 carries.  
 Passing—Northwest Mo. St.: Travis Miles, 26 of 36 for 342 yards; Northern Colo.: McGuffey, 18 of 27 for 260 yards.  
 Receiving—Northwest Mo. St.: Holmes, 8 catches for 169 yards, and Tony Miles, 7 catches for 104 yards; Northern Colo.: Grable, 4 catches for 102 yards, and Eric Nelson, 3 catches for 37 yards.

**SEMIFINALS**

**BURKE-TARR STADIUM, JEFFERSON CITY, TENNESSEE; DECEMBER 4**

	Northeastern St.	Carson-Newman
First Downs .....	9	26
Rushing Yardage .....	80	282
Passing Yardage .....	65	157
Passes (Comp.-Att.-Int.) .....	5-21-1	10-21-0
Punts (Number-Average) .....	7-39.7	4-33.5
Fumbles (Number-Lost) .....	2-2	2-1
Penalties (Number-Yards) ..	4-22	8-94

Northeastern St. .... 0 0 0 7-7  
 Carson-Newman..... 21 0 14 7-42

**First Quarter**

Carson-Newman—Ques Rumph 43 pass from Leonard Guyton (Ryan Fleming kick) (87 yards in 8 plays, 8:53 left)

Carson-Newman—Myron Refoure 16 run (Fleming kick) (62 yards in 5 plays, 6:04 left)

Carson-Newman—Antwon Oliver 21 run (Fleming kick) (52 yards in 7 plays, 1:35 left)

**Third Quarter**

Carson-Newman—Oliver 1 run (Fleming kick) (40 yards in 6 plays, 10:19 left)

Carson-Newman—Oliver 1 run (Fleming kick) (76 yards in 18 plays, 0:06 left)

**Fourth Quarter**

Northeastern St.—Marcus Long 35 pass from Andy Collier (Mike Shockley kick) (38 yards in 4 plays, 10:29 left)

Carson-Newman—Keith Pruett 1 run (Fleming kick) (46 yards in 8 plays, 6:18 left)

**Individual Leaders**

Rushing—Northeastern St.: Greg Bobbitt, 39 yards on 10 carries; Carson-Newman: Oliver, 69 yards on 16 carries.

Passing—Northeastern St.: Collier, 3 of 8 for 51 yards; Carson-Newman: Guyton, 10 of 21 for 157 yards.

Receiving—Northeastern St.: Carlton Booe, 2 catches for 3 yards, and Long, 1 catch for 35 yards; Carson-Newman: Rumph, 3 catches for 69 yards, and Jarvonn Jackson, 3 catches for 37 yards.

**RICKENBRODE STADIUM, MARYVILLE, MISSOURI; DECEMBER 4**

	Indiana (Pa.)	Northwest Mo. St.
First Downs .....	20	25
Rushing Yardage .....	30	204
Passing Yardage .....	202	235
Passes (Comp.-Att.-Int.) .....	16-33-1	20-31-0
Punts (Number-Average) .....	4-40.3	1-29.0
Fumbles (Number-Lost) .....	2-1	6-1
Penalties (Number-Yards) ..	3-29	7-71
Indiana (Pa.) .....	0 0 6	6-12
Northwest Mo. St. ....	0 7 0	13-20

**Second Quarter**

Northwest Mo. St.—Ryan George 4 pass from Travis Miles

(David Purnell kick) (98 yards in 13 plays, 12:00 left)

**Third Quarter**

Indiana (Pa.)—Terrance Wilson 1 run (kick failed) (76 yards in 14 plays, 8:37 left)

**Fourth Quarter**

Indiana (Pa.)—Greg Dorsey 48 pass from Brian Eyerman (pass failed) (76 yards in 4 plays, 12:53 left)

Northwest Mo. St.—Purnell 33 field goal (58 yards in 13 plays, 6:38 left)

Northwest Mo. St.—Purnell 35 field goal (1 yard in 4 plays, 4:21 left)

Northwest Mo. St.—Scott Courter fumble recovery in end zone (Purnell kick) (56 yards in 4 plays, 1:09 left)

**Individual Leaders**

Rushing—Indiana (Pa.): Wilson, 48 yards on 17 carries; Northwest Mo. St.: David Jansen, 221 yards on 32 carries.

Passing—Indiana (Pa.): Eyerman, 16 of 33 for 202 yards; Northwest Mo. St.: Travis Miles, 20 of 30 for 235 yards.

Receiving—Indiana (Pa.): Jeremy Sauve, 4 catches for 43 yards, and Carmelo Ocasio, 3 catches for 49 yards; Northwest Mo. St.: Seneca Holmes, 6 catches for 107 yards, and Tony Miles, 5 catches for 29 yards.

**CHAMPIONSHIP**

**BRALY MUNICIPAL STADIUM, FLORENCE, ALABAMA; DECEMBER 11**

	Northwest Mo. St.	Carson-Newman
First Downs .....	26	30
Rushing Yardage .....	137	419
Passing Yardage .....	298	108
Passes (Comp.-Att.-Int.) .....	24-45-3	7-22-1
Punts (Number-Average) .....	4-41.5	3-37.3
Fumbles (Number-Lost) .....	0-0	2-2
Penalties (Number-Yards) ..	13-93	12-87
Northwest Mo. St. ....	7 0 7 30	0 0 8 6-58
Carson-Newman.....	10 14 6 14	0 0 8 0-52

**First Quarter**

Northwest Mo. St.—David Jansen 18 run (David Purnell kick) (67 yards in 10 plays, 9:21 left)

Carson-Newman—Ryan Fleming 38 field goal (53 yards in 11 plays, 5:28 left)

Carson-Newman—Ques Rumph 86 punt return (Fleming kick) (3:39 left)

**Second Quarter**

Carson-Newman—Melvin Oates 1 run (Fleming kick) (55 yards in 12 plays, 8:27 left)

Carson-Newman—Myron Refoure 20 run (Fleming kick) (67 yards in 8 plays, 3:32 left)

**Third Quarter**

Northwest Mo. St.—Seneca Holmes 20 pass from Travis Miles (Purnell kick) (79 yards in 8 plays, 11:54 left)

Carson-Newman—Melvin Oates 1 run (kick failed) (53 yards in 6 plays, 4:54 left)

**Fourth Quarter**

Northwest Mo. St.—Tony Miles 7 pass from Travis Miles (Steve Comer pass from Travis Miles) (35 yards in 9 plays, 12:44 left)

Carson-Newman—Leonard Guyton 10 run (Fleming kick) (54 yards in 9 plays, 7:39 left)

Northwest Mo. St.—Tony Miles 81 kickoff return (Purnell kick) (7:25 left)

Carson-Newman—Antwon Oliver 12 run (Fleming kick) (76 yards in 8 plays, 3:34 left)

Northwest Mo. St.—J.R. Hill 7 pass from Travis Miles (Purnell kick) (74 yards in 6 plays, 2:41 left)

Northwest Mo. St.—Hill 34 pass from Travis Miles (Ryan George pass from Travis Miles) (74 yards in 7 plays, 0:10 left)

**Third Overtime**

Carson-Newman—Oliver 1 run (Guyton run) (25 yards in 8 plays)

Northwest Mo. St.—Tony Miles 15 run (Comer pass from Travis Miles) (25 yards in 3 plays)

**Fourth Overtime**

Northwest Mo. St.—Hill 13 pass from Travis Miles (run failed) (25 yards in 3 plays)

**Individual Leaders**

Rushing—Carson-Newman: Oliver, 194 yards on 30 carries; Northwest Mo. St.: Jansen, 54 yards on 18 carries.

Passing—Carson-Newman: Guyton, 7 of 22 for 108 yards; Northwest Mo. St.: Travis Miles, 24 of 45 for 298 yards.

Receiving—Carson-Newman: Rumph, 3 catches for 36 yards, and Jarvonn Jackson, 2 catches for 20 yards; Northwest Mo. St.: Hill, 7 catches for 120 yards, and Tony Miles, 6 catches for 65 yards.

**History**

**Team Results**

Year	Champion (Record)	Coach	Score	Runner-Up	Site	Championship Game Attendance	Championship Total Attendance
1973.....	Louisiana Tech (12-1)	Maxie Lambright	34- 0	Western Ky.	Sacramento, Calif.	—	63,318
1974.....	Central Mich. (12-1)	Roy Kramer	54-14	Delaware	Sacramento, Calif.	—	70,238
1975.....	Northern Mich. (13-1)	Gil Krueger	16-14	Western Ky.	Sacramento, Calif.	—	58,906
1976.....	Montana St. (12-1)	Sonny Holland	24-13	Akron	Wichita Falls, Tex.	13,200	52,433
1977.....	Lehigh (12-2)	John Whitehead	33- 0	Jacksonville St.	Wichita Falls, Tex.	14,114	50,126
1978.....	Eastern Ill. (12-2)	Darrell Mudra	10- 9	Delaware	Longview, Tex.	5,500	49,076
1979.....	Delaware (13-1)	Harold Raymond	38-21	Youngstown St.	Albuquerque, N.M.	4,000	51,504
1980.....	Cal Poly (10-3)	Joe Harper	21-13	Eastern Ill.	Albuquerque, N.M.	—	30,499
1981.....	Southwest Tex. St. (13-1)	Jim Wacker	42-13	North Dakota St.	McAllen, Tex.	9,415	48,502
1982.....	Southwest Tex. St. (14-0)	Jim Wacker	34- 9	UC Davis	McAllen, Tex.	8,000	55,898
1983.....	North Dakota St. (12-1)	Don Morton	41-21	Central St.	McAllen, Tex.	5,275	38,585
1984.....	Troy St. (9-1)	Chan Gailey	18-17	North Dakota St.	McAllen, Tex.	4,500	46,029
1985.....	North Dakota St. (11-2-1)	Earle Solomonson	35- 7	North Ala.	McAllen, Tex.	6,000	34,765
1986.....	North Dakota St. (13-0)	Earle Solomonson	27- 7	South Dakota	Florence, Ala.	11,506	50,366
1987.....	Troy St. (12-1-1)	Rick Rhoades	31-17	Portland St.	Florence, Ala.	10,600	78,370
1988.....	North Dakota St. (14-0)	Rocky Hager	35-21	Portland St.	Florence, Ala.	6,763	121,985
1989.....	Mississippi Col.*	John Williams	3- 0	Jacksonville St.	Florence, Ala.	9,750	80,859
1990.....	North Dakota St. (14-0)	Rocky Hager	51-11	Indiana (Pa.)	Florence, Ala.	10,080	65,592
1991.....	Pittsburg St. (13-1-1)	Chuck Broyles	23- 6	Jacksonville St.	Florence, Ala.	11,500	85,712
1992.....	Jacksonville St. (12-1)	Bill Burgess	17-13	Pittsburg St.	Florence, Ala.	11,733	76,333
1993.....	North Ala. (14-0)	Bobby Wallace	41-34	Indiana (Pa.)	Florence, Ala.	15,631	61,261
1994.....	North Ala. (13-1)	Bobby Wallace	16-10	Tex. A&M-Kingsville	Florence, Ala.	13,526	104,441
1995.....	North Ala. (14-0)	Bobby Wallace	27- 7	Pittsburg St.	Florence, Ala.	15,241	72,959
1996.....	Northern Colo. (12-3)	Joe Glenn	23-14	Carson-Newman	Florence, Ala.	5,745	43,482
1997.....	Northern Colo. (13-2)	Joe Glenn	51- 0	New Haven	Florence, Ala.	3,352	50,669
1998.....	Northwest Mo. St. (15-0)	Mel Tjeerdsma	24- 6	Carson-Newman	Florence, Ala.	6,149	56,945
1999.....	Northwest Mo. St. (14-1)	Mel Tjeerdsma	58-52 (4 ot)	Carson-Newman	Florence, Ala.	8,451	—

\*Tournament participation vacated by the NCAA Committee on Infractions.

## Regional Championship Results

Before 1973, there was no National Collegiate Division II Football Championship. Instead, four regional bowl games were played to provide postseason action for what then were called NCAA College Division member schools. Following are the results of those bowl games.

### EAST (TANGERINE BOWL)

Year	Champion	Coach	Score	Runner-Up	Site	Attendance
1964	East Caro.	Clarence Stasavich	14-13	Massachusetts	Orlando, Fla.	—
1965	East Caro.	Clarence Stasavich	31- 0	Maine	Orlando, Fla.	—
1966	Morgan St.	Earl Banks	14- 6	West Chester	Orlando, Fla.	—
1967	Tenn.-Martin	Robert Carroll	25- 8	West Chester	Orlando, Fla.	—

### EAST (BOARDWALK BOWL)

1968	Delaware	Harold Raymond	31-24	Indiana (Pa.)	Atlantic City, N.J.	—
1969	Delaware	Harold Raymond	31-13	N.C. Central	Atlantic City, N.J.	—
1970	Delaware	Harold Raymond	38-23	Morgan St.	Atlantic City, N.J.	—
1971	Delaware	Harold Raymond	72-22	C. W. Post	Atlantic City, N.J.	—
1972	Massachusetts	Dick MacPherson	35-14	UC Davis	Atlantic City, N.J.	—

### MIDEAST (GRANTLAND RICE BOWL)

1964	Middle Tenn. St.	Charles Murphy	20- 0	Muskingum	Murfreesboro, Tenn.	—
1965	Ball St.	Ray Louthen	14-14	—	Murfreesboro, Tenn.	—
1966	Tennessee St.	John Merritt	34- 7	Muskingum	Murfreesboro, Tenn.	—
1967	Eastern Ky.	Roy Kidd	27-13	Ball St.	Murfreesboro, Tenn.	—
1968	Louisiana Tech	Maxie Lambright	33-13	Akron	Murfreesboro, Tenn.	—
1969	East Tenn. St.	John Bell	34-14	Louisiana Tech	Baton Rouge, La.	—
1970	Tennessee St.	John Merritt	26-25	La.-Lafayette	Baton Rouge, La.	—
1971	Tennessee St.	John Merritt	26-23	McNeesee St.	Baton Rouge, La.	—
1972	Louisiana Tech	Maxie Lambright	35- 0	Tennessee Tech	Baton Rouge, La.	—

### MIDWEST (PECAN BOWL)

1964	Northern Iowa	Stan Sheriff	19-17	Lamar	Abilene, Tex.	—
1965	North Dakota St.	Darrell Mudra	20- 7	Grambling	Abilene, Tex.	—
1966	North Dakota	Marv Helling	42-24	Parsons	Abilene, Tex.	—
1967	Texas-Arlington	Burley Bearden	13- 0	North Dakota St.	Abilene, Tex.	—
1968	North Dakota St.	Ron Erhardt	23-14	Arkansas St.	Arlington, Tex.	—
1969	Arkansas St.	Bennie Ellender	29-21	Drake	Arlington, Tex.	—
1970	Arkansas St.	Bennie Ellender	38-21	Central Mo. St.	Arlington, Tex.	—

### MIDWEST (PIONEER BOWL)

1971	Louisiana Tech	Maxie Lambright	14- 3	Eastern Mich.	Wichita Falls, Tex.	—
1972	Tennessee St.	John Merritt	29- 7	Drake	Wichita Falls, Tex.	—

### WEST (CAMELLIA BOWL)

1964	Montana St.	Jim Sweeney	28- 7	Cal St. Sacramento	Sacramento, Calif.	—
1965	Cal St. Los Angeles	Homer Beatty	18-10	UC Santa Barb.	Sacramento, Calif.	—
1966	San Diego St.	Don Coryell	28- 7	Montana St.	Sacramento, Calif.	—
1967	San Diego St.	Don Coryell	27- 6	San Fran. St.	Sacramento, Calif.	—
1968	Humboldt St.	Frank VanDeren	29-14	Fresno St.	Sacramento, Calif.	—
1969	North Dakota St.	Ron Erhardt	30- 3	Montana	Sacramento, Calif.	—
1970	North Dakota St.	Ron Erhardt	31-16	Montana	Sacramento, Calif.	—
1971	Boise St.	Tony Knap	32-28	Cal St. Chico	Sacramento, Calif.	—
1972	North Dakota	Jerry Olson	38-21	Cal Poly	Sacramento, Calif.	—

## Individual Records

### GAME

#### NET YARDS RUSHING

379—Ronald Moore, Pittsburg St. (41) vs. Portland St. (38), 12-5-92.

#### RUSHES ATTEMPTED

51—Terry Morrow, Central St. (31) vs. Towson (0), 11-28-86.

#### TOUCHDOWNS BY RUSHING

5—Ronald Moore, Pittsburg St. (38) vs. North Dakota St. (37) (ot), 11-28-92; Ronald Moore, Pittsburg St. (41) vs. Portland St. (38), 12-5-92.

#### NET YARDS PASSING

482—Kevin Daft, UC Davis (25) vs. New Haven (27), 12-6-97.

#### PASSES ATTEMPTED

64—Kevin Daft, UC Davis (25) vs. New Haven (27), 12-6-97.

#### PASSES COMPLETED

43—Kevin Daft, UC Davis (25) vs. New Haven (27), 12-6-97.

#### PASSES INTERCEPTED

6—Dennis Tomek, Western Ky. (28) vs. Grambling (20), 12-8-73.

#### TOUCHDOWN PASSES

6—Darren Del'Andrae, Portland St. (56) vs. West Chester (50) (3 ot), 11-18-89.

#### COMPLETION PERCENTAGE (Min. 10 Attempts)

.909—Kevin Feeney, North Dakota St. (41) vs. North Dakota (10), 11-18-95 (10 of 11).

#### NET YARDS RUSHING AND PASSING

505—Kevin Daft, UC Davis (25) vs. New Haven (27), 12-6-97 (23 rushing, 482 passing).

#### RUSHING AND PASSING PLAYS

69—Kevin Daft, UC Davis (25) vs. New Haven (27), 12-6-97 (5 rushing, 64 passing).

#### PUNTING AVERAGE (Min. 3 Punts)

53.7—Chris Humes, UC Davis (23) vs. Angelo St. (28), 11-18-89 (7 for 376).

#### PUNTS

11—Charlie Johnson, Western Ky. (28) vs. Grambling (20), 12-8-73; Billy Becher, Northeastern St. (19) vs. UC Davis (14), 11-27-99.

#### RECEPTIONS

14—Don Hutt, Boise St. (34) vs. Louisiana Tech (38), 12-8-73.

#### NET YARDS RECEIVING

220—Steve Hansley, Northwest Mo. St. (15) vs. Neb.-Omaha (28), 11-24-84.

#### TOUCHDOWN RECEPTIONS

4—Steve Kreider, Lehigh (30) vs. Massachusetts (23), 11-26-77; Scott Asman, West Chester (50) vs. Portland St. (56) (3 ot), 11-18-89; Brian Penecale, West Chester (40) vs. Ferris St. (43), 11-19-94.

#### INTERCEPTIONS

4—Vince Buck, Central St. (31) vs. Towson (0), 11-28-86.

#### YARDS GAINED ON INTERCEPTION RETURNS

113—Darren Ryals, Millersville (27) vs. Indiana (Pa.) (24), 2 returns for 53- and 60-yard TDs, 11-19-88.

**YARDS GAINED ON PUNT RETURNS**

138—Rick Caswell, Western Ky. (14) vs. New Hampshire (3), 12-6-75.

**YARDS GAINED ON KICKOFF RETURNS**

215—Sean Smith, Bloomsburg (29) vs. Clarion (42), 11-23-96.

**POINTS**

32—Ronald Moore, Pittsburg St. (38) vs. North Dakota St. (37) (ot), 11-28-92; Ronald Moore, Pittsburg St. (41) vs. Portland St. (38), 12-5-92.

**TOUCHDOWNS**

5—Ronald Moore, Pittsburg St. (38) vs. North Dakota St. (37) (ot), 11-28-92; Ronald Moore, Pittsburg St. (41) vs. Portland St. (38), 12-5-92; Dexter Deese, Tex. A&M-Kingsville (43) vs. Western St. (7), 11-19-94.

**EXTRA POINTS**

9—Ashley Kay, Jacksonville St. (63) vs. West Chester (24), 11-19-88.

**FIELD GOALS**

4—Mario Ferretti, Northern Mich. (55) vs. Elizabeth City St. (6), 11-28-81; Ken Kubisz, North Dakota St. (26) vs. UC Davis (17), 12-3-83.

**TOURNAMENT****NET YARDS RUSHING**

721—Ronald Moore, Pittsburg St., 1992 (108 vs. North Dakota, 151 vs. North Dakota St., 379 vs. Portland St., 83 vs. Jacksonville St.).

**RUSHES ATTEMPTED**

117—Ronald Moore, Pittsburg St., 1992 (29 vs. North Dakota, 31 vs. North Dakota St., 37 vs. Portland St., 20 vs. Jacksonville St.).

**NET YARDS PASSING**

1,226—Chris Crawford, Portland St., 1988 (248 vs. Bowie St., 375 vs. Jacksonville St., 270 vs. Tex. A&M-Kingsville, 333 vs. North Dakota St.).

**PASSES ATTEMPTED**

153—Travis Miles, Northwest Mo. St., 1999 (42 vs. North Dakota, 36 vs. Northern Colo., 30 vs. Indiana [Pa.], 45 vs. Carson-Newman).

**PASSES COMPLETED**

94—Chris Crawford, Portland St., 1988 (20 vs. Bowie St., 27 vs. Jacksonville St., 25 vs. Tex. A&M-Kingsville, 22 vs. North Dakota St.).

**PASSES INTERCEPTED**

9—Dennis Tomek, Western Ky., 1973 (0 vs. Lehigh, 6 vs. Grambling, 3 vs. Louisiana Tech).

**TOUCHDOWN PASSES**

13—Chris Greisen, Northwest Mo. St., 1998 (3 vs. Neb.-Omaha, 3 vs. Northern Colo., 5 vs. Tex. A&M-Kingsville, 2 vs. Carson-Newman).

**COMPLETION PERCENTAGE (Min. 2 Games)**

.824—Mike Turk, Troy St., 1984, 14 of 17 (4-5 vs. Central St., 5-5 vs. Towson, 5-7 vs. North Dakota St.).

**RECEPTIONS**

29—Tony Miles, Northwest Mo. St., 1999 (11 vs. North Dakota, 7 vs. Northern Colo., 5 vs. Indiana [Pa.], 6 vs. Carson-Newman).

**NET YARDS RECEIVING**

452—Henry Newson, Portland St., 1991 (94 vs. Northern Colo., 209 vs. Minn. St.-Mankato, 149 vs. Pittsburg St.).

**TOUCHDOWN RECEPTIONS**

7—Steve Kreider, Lehigh, 1977 (4 vs. Massachusetts, 1 vs. UC Davis, 2 vs. Jacksonville St.).

**POINTS**

88—Ronald Moore, Pittsburg St., 1992 (18 vs. North Dakota, 32 vs. North Dakota St., 32 vs. Portland St., 6 vs. Jacksonville St.).

**TOUCHDOWNS**

14—Ronald Moore, Pittsburg St., 1992 (3 vs. North Dakota, 5 vs. North Dakota St., 5 vs. Portland St., 1 vs. Jacksonville St.).

**LONGEST PLAYS****RUSH**

98—Wesley Whiten, Tex. A&M-Kingsville (59) vs. Fort Hays St. (28), 11-18-95, TD.

**PASS (INCLUDING RUN)**

99—Ken Suhl to Tony Willis, New Haven (35) vs. Ferris St. (13), 11-28-92, TD.

**FIELD GOAL**

50—Ted Clem, Troy St. (18) vs. North Dakota St. (17), 12-8-84.

**PUNT**

76—Chris Humes, UC Davis (23) vs. Angelo St. (28), 11-18-89.

**PUNT RETURN**

87—Rick Caswell, Western Ky. (14) vs. New Hampshire (3), 12-6-75, TD.

**KICKOFF RETURN**

100—Ken Bowles, UNLV (6) vs. Akron (26), 11-26-76, TD.

**INTERCEPTION RETURN**

100—Charles Harris, Jacksonville St. (34) vs. Truman (21), 11-27-82, TD.

**FUMBLE RETURN**

77—Jeffrey Rodgers, Tex. A&M-Kingsville (30) vs. Portland St. (35), 11-28-92, TD.

**Team Records****GAME****FIRST DOWNS**

34—Delaware (60) vs. Mississippi Col. (10), 12-1-79; Cal St. Sacramento (56) vs. N.C. Central (7), 11-26-88.

**FIRST DOWNS BY RUSHING**

26—Carson-Newman (40) vs. Arkansas Tech (28), 11-20-99.

**FIRST DOWNS BY PASSING**

25—UC Davis (25) vs. New Haven (27), 12-6-97.

**NET YARDS RUSHING**

566—Jacksonville St. (63) vs. West Chester (24), 11-19-88.

**RUSHES ATTEMPTED**

84—Southwest Tex. St. (34) vs. UC Davis (9), 12-11-82.

**NET YARDS PASSING**

482—UC Davis (25) vs. New Haven (27), 12-6-97.

**PASSES ATTEMPTED**

64—UC Davis (25) vs. New Haven (27), 12-6-97.

**PASSES COMPLETED**

43—UC Davis (25) vs. New Haven (27), 12-6-97.

**PASSES INTERCEPTED**

7—Towson (0) vs. Central St. (31), 11-28-86.

**COMPLETION PERCENTAGE****(Min. 10 Attempts)**

.909—North Dakota St. (41) vs. North Dakota (10), 11-18-95 (10 of 11).

**NET YARDS RUSHING AND PASSING**

695—Northern Mich. (55) vs. Elizabeth City St. (6), 11-28-81 (231 rushing, 464 passing).

**RUSHING AND PASSING PLAYS**

99—Carson-Newman (52) vs. Northwest Mo. St. (58) (4 ot), 12-11-99 (77 rushing, 22 passing).

**PUNTING AVERAGE (Min. 3 Punts)**

53.7—UC Davis (23) vs. Angelo St. (28), 11-18-89 (7 for 376).

**PUNTS**

12—Delaware (8) vs. Grambling (17), 12-1-73; Western Ky. (0) vs. Louisiana Tech (34), 12-15-73.

**PUNTS BLOCKED**

2—Truman (21) vs. Jacksonville St. (34), 11-27-82.

**YARDS GAINED ON PUNT RETURNS**

140—Southwest Tex. St. (62) vs. Northern Mich. (0), 12-5-81.

**YARDS GAINED ON KICKOFF RETURNS**

215—Bloomsburg (29) vs. Clarion (42), 11-23-96.

**YARDS GAINED ON INTERCEPTION RETURNS**

131—Millersville (27) vs. Indiana (Pa.) (24), 11-19-88.

**YARDS PENALIZED**

185—Tex. A&M-Kingsville (30) vs. Portland St. (3), 11-25-95.

**PENALTIES**

18—Portland St. (16) vs. Tex. A&M-Kingsville (21), 11-26-94.

**FUMBLES**

10—Winston-Salem (0) vs. Delaware (41), 12-2-78.

**FUMBLES LOST**

7—Louisiana Tech (10) vs. Western Caro. (7), 11-30-74.

**POINTS**

\*63—Jacksonville St. vs. West Chester (24), 11-19-88.

*\*Mississippi Col. defeated Wofford, 70-19, on 11-17-90, but its participation in the championship was vacated.*

**TOURNAMENT****FIRST DOWNS**

103—Carson-Newman, 1999 (33 vs. Arkansas Tech, 14 vs. Catawba, 26 vs. Northeastern St., 30 vs. Northwest Mo. St.).

**NET YARDS RUSHING**

1,660—North Dakota St., 1988 (474 vs. Augustana [S.D.], 434 vs. Millersville, 413 vs. Cal St. Sacramento, 339 vs. Portland St.).

**NET YARDS PASSING**

1,226—Portland St., 1988 (248 vs. Bowie St., 375 vs. Jacksonville St., 270 vs. Tex. A&M-Kingsville, 333 vs. North Dakota St.).

**NET YARDS RUSHING AND PASSING**

2,032—North Ala., 1993 (455 vs. Carson-Newman, 570 vs. Hampton, 470 vs. Tex. A&M-Kingsville, 537 vs. Indiana [Pa.]).

**PASSES ATTEMPTED**

156—Northwest Mo. St., 1999 (43 vs. North Dakota, 37 vs. Northern Colo., 31 vs. Indiana [Pa.], 45 vs. Carson-Newman).

**PASSES COMPLETED**

94—Portland St., 1988 (20 vs. Bowie St., 27 vs. Jacksonville St., 25 vs. Tex. A&M-Kingsville, 22 vs. North Dakota St.).

**PASSES INTERCEPTED**

10—Western Ky., 1973 (0 vs. Lehigh, 6 vs. Grambling, 4 vs. Louisiana Tech).

**NUMBER OF PUNTS**

29—Western Ky., 1973 (6 vs. Lehigh, 11 vs. Grambling, 12 vs. Louisiana Tech).

**YARDS PENALIZED**

362—Carson-Newman, 1999 (102 vs. Arkansas Tech, 79 vs. Catawba, 94 vs. Northeastern St., 87 vs. Northwest Mo. St.).

**FUMBLES**

16—Delaware, 1978 (8 vs. Jacksonville St., 2 vs. Winston-Salem, 6 vs. Eastern Ill.).

**FUMBLES LOST**

12—Delaware, 1978 (6 vs. Jacksonville St., 2 vs. Winston-Salem, 4 vs. Eastern Ill.).

**POINTS**

162—North Dakota St., 1988 (49 vs. Augustana [S.D.], 36 vs. Millersville, 42 vs. Cal St. Sacramento, 35 vs. Portland St.); Carson-Newman, 1999 (40 vs. Arkansas Tech, 28 vs. Catawba, 42 vs. Northeastern St., 52 vs. Northwest Mo. St.).

## Won-Lost Records in Tournament Play

Team (Years Participated)	Yrs.	Won	Lost	Pct.	1st	2nd
Akron (1976)						
Alabama A&M (1979-89)						
Albany St. (Ga.) (1993-94-95-96-97)	5	1	5	.167	0	0
Alcorn St. (1974)						
Angelo St. (1987-89-94-97)	4	3	4	.429	0	0
Arkansas Tech (1999)						
Ashland (1986-97)						
Augustana (S.D.) (1988-89)	2	0	2	.000	0	0
Bethune-Cookman (1977)						
Bloomsburg (1985-96)						
Boise St. (1973-74-75)						
Bowie St. (1988)						
Butler (1983-88-91)						
UC Davis (1977-78-82-83-84-85-86-88-89-92-93-96-97-98-99)	15	10	15	.400	0	1
Cal Poly (1978-80-90)						
Cal St. Northridge (1990)						
Cal St. Sacramento (1988)	1	2	1	.667	0	0
Carson-Newman (1993-94-95-96-97-98-99)	7	12	7	.632	0	3
Catawba (1999)						
UCF (1987)						
Central Mich. (1974)						
Central Okla. (1996-98-99)	3	2	3	.400	0	0
Central St. (1983-84-85-86)	4	3	4	.429	0	1
Chadron St. (1996-98)						
Clarion (1996)						
Delaware (1973-74-76-78-79)	5	7	4	.636	1	2
Delta St. (1998)						
East Stroudsburg (1991)						
Eastern Ill. (1978-80)						
Eastern Ky. (1976)						
Edinboro (1989-90-92-93-95)	5	1	5	.167	0	0
Elizabeth City St. (1981)						
Ferris St. (1992-93-94-95-96)	5	5	5	.500	0	0
Fort Hays St. (1993-95)						
Fort Valley St. (1982-85-98-99)	4	1	4	.200	0	0
Glenville St. (1997)						
Grambling (1973)						
Grand Valley St. (1989-90-91-94-98)	5	0	5	.000	0	0
Hampton (1985-92-93)						
Indiana (Pa.) (1987-88-89-90-91-93-94-96-98-99)	10	14	10	.583	0	2
Jacksonville St. (1977-78-80-81-82-88-89-90-91-92)	10	15	9	.625	1	3
Lehigh (1973-75-77)						
Louisiana Tech (1973-74)						
Massachusetts (1977)						
Millersville (1988-95-99)						
Minn. St.-Mankato (1987-91-93)	3	2	3	.400	0	0
Mississippi Col. (1979-88-91)	3	2	3	.400	0	0
Mo. Southern St. (1993)						
Montana St. (1976)						
Morgan St. (1979)						
Neb.-Omaha (1978-84-96-98)	4	1	4	.200	0	0
UNLV (1974-76)						
New Hampshire (1975-76)	2	1	2	.333	0	0
New Haven (1992-93-95-97)	4	7	4	.636	0	1
Norfolk St. (1984)						
North Ala. (1980-83-85-90-92-93-94-95-97)	9	17	6	.739	3	1
N.C. Central (1988)						
North Dakota (1975-79-92-93-94-95-98-99)	8	4	8	.333	0	0
North Dakota St. (1976-77-81-82-83-84-85-86-88-89-90-91-92-94-95-97)	16	28	11	.718	5	2
Northeastern St. (1999)						
Northern Ariz. (1977)						
Northern Colo. (1980-90-91-95-96-97-98-99)	8	10	6	.625	2	0
Northern Iowa (1975)						
Northern Mich. (1975-76-77-80-81-82-87)	7	6	6	.500	1	0
Northwest Mo. St. (1984-89-96-97-98-99)	6	10	4	.714	2	0
Pittsburg St. (1989-90-91-92-93-94-95-96-97-99)	10	13	9	.591	1	2
Portland St. (1987-88-89-91-92-93-94-95)	8	12	8	.600	0	2
Puget Sound (1981)						
St. Cloud St. (1989)						
Santa Clara (1980)						
Savannah St. (1992)						
Shepherd (1998-99)						
Shippensburg (1981-91)						
Slippery Rock (1997-98-99)	3	3	3	.500	0	0
South Dakota (1973-85-86)	3	3	3	.500	0	1
South Dakota St. (1979)						
Southern Ark. (1997)						
Southwest Tex. St. (1981-82-83)	3	6	1	.857	2	0
Tenn.-Martin (1988)						
Tex. A&M Commerce (1990-91-95)	3	2	3	.400	0	0

**Team (Years Participated)**

Tex. A&MKingsville (1988-89-92-93-94-95-96-97-98).....						
Towson (1983-84-86).....						
Troy St. (1984-86-87).....						
Truman (1982-90-92-94).....						
Valdosta St. (1994-96).....						
Virginia Union (1979-80-81-82-83-86-90-91).....	8	0	8	.000	0	0
West Ala. (1975).....						
West Chester (1988-89-92-94).....	4	0	4	.000	0	0
West Ga. (1995-96-98).....						
Western Caro. (1974).....						
Western Ill. (1973).....						
Western Ky. (1973-75).....						
Western St. (1992-94-97).....						
Western Wash. (1999).....						
Winston-Salem (1978-87-88-90-91).....	5	1	5	.167	0	0
Wofford (1990-91).....						
Youngstown St. (1974-78-79).....	3	3	3	.500	0	1

**All-Time Results**

**1973 First Round:** Grambling 17, Delaware 8; Western Ky. 25, Lehigh 16; Louisiana Tech 18, Western Ill. 13; Boise St. 53, South Dakota 10. **Semifinals:** Western Ky. 28, Grambling 20; Louisiana Tech 38, Boise St. 34. **Championship:** Louisiana Tech 34, Western Ky. 0.

**1974 First Round:** Central Mich. 20, Boise St. 6; Louisiana Tech 10, Western Caro. 7; UNLV 35, Alcorn St. 22; Delaware 35, Youngstown St. 14. **Semifinals:** Central Mich. 35, Louisiana Tech 14; Delaware 49, UNLV 11. **Championship:** Central Mich. 54, Delaware 14.

**1975 First Round:** Northern Mich. 24, Boise St. 21; West Ala. 34, North Dakota 14; Western Ky. 14, Northern Iowa 12; New Hampshire 35, Lehigh 21. **Semifinals:** Northern Mich. 28, West Ala. 26; Western Ky. 14, New Hampshire 3. **Championship:** Northern Mich. 16, Western Ky. 14.

**1976 First Round:** Akron 26, UNLV 6; Northern Mich. 28, Delaware 17; North Dakota St. 10, Eastern Ky. 7; Montana St. 17, New Hampshire 16. **Semifinals:** Akron 29, Northern Mich. 26; Montana St. 10, North Dakota St. 3. **Championship:** Montana St. 24, Akron 13.

**1977 First Round:** UC Davis 34, Bethune-Cookman 16; Lehigh 30, Massachusetts 23; North Dakota St. 20, Northern Mich. 6; Jacksonville St. 35, Northern Ariz. 0. **Semifinals:** Lehigh 39, UC Davis 30; Jacksonville St. 31, North Dakota St. 7. **Championship:** Lehigh 33, Jacksonville St. 0.

**1978 First Round:** Winston-Salem 17, Cal Poly O; Delaware 42, Jacksonville St. 27; Youngstown St. 21, Neb.-Omaha 14; Eastern Ill. 35, UC Davis 31. **Semifinals:** Delaware 41, Winston-Salem 0; Eastern Ill. 26, Youngstown St. 22. **Championship:** Eastern Ill. 10, Delaware 9.

**1979 First Round:** Delaware 58, Virginia Union 28; Mississippi Col. 35, North Dakota 15; Youngstown St. 50, South Dakota St. 7; Alabama A&M 27, Morgan St. 7. **Semifinals:** Delaware 60, Mississippi Col. 10; Youngstown St. 52, Alabama A&M 0. **Championship:** Delaware 38, Youngstown St. 21.

**1980 First Round:** Eastern Ill. 21, Northern Colo. 14; North Ala. 17, Virginia Union 8; Santa Clara 27, Northern Mich. 26; Cal Poly 15, Jacksonville St. 0. **Semifinals:** Eastern Ill. 56, North Ala. 31; Cal Poly 38, Santa Clara 14. **Championship:** Cal Poly 21, Eastern Ill. 13.

**1981 First Round:** Northern Mich. 55, Elizabeth City St. 6; Southwest Tex. St. 38, Jacksonville St. 22; North Dakota St. 24, Puget Sound 10; Shippensburg 40, Virginia Union 27. **Semifinals:** Southwest Tex. St. 62, Northern Mich. 0; North Dakota St. 18, Shippensburg 6. **Championship:** Southwest Tex. St. 42, North Dakota St. 13.

**1982 First Round:** Southwest Tex. St. 27, Fort Valley St. 6; Jacksonville St. 34, Truman 21; North Dakota St. 21, Virginia Union 20; UC Davis 42, Northern Mich. 21. **Semifinals:** Southwest Tex. St. 19, Jacksonville St. 14; UC Davis 19, North Dakota St. 14. **Championship:** Southwest Tex. St. 34, UC Davis 9.

**1983 First Round:** UC Davis 25, Butler 6; North Dakota St. 24, Towson 17; North Ala. 16, Virginia Union 14; Central St. 24, Southwest Tex. St. 16. **Semifinals:** North Dakota St. 26, UC Davis 17; Central St. 27, North Ala. 24. **Championship:** North Dakota St. 41, Central St. 21.

**1984 First Round:** North Dakota St. 31, UC Davis 23; Neb.-Omaha 28, Northwest Mo. St. 15; Troy St. 31, Central St. 21; Towson 31, Norfolk St. 21. **Semifinals:** North Dakota St. 25, Neb.-Omaha 14; Troy St. 45, Towson 3. **Championship:** Troy St. 18, North Dakota St. 17.

**1985 First Round:** North Dakota St. 31, UC Davis 12; South Dakota 13, Central St. 10 (2 ot); Bloomsburg 38, Hampton 28; North Ala. 14, Fort Valley St. 7. **Semifinals:** North Dakota St. 16, South Dakota 7; North Ala. 34, Bloomsburg 0. **Championship:** North Dakota St. 35, North Ala. 7.

**1986 First Round:** North Dakota St. 50, Ashland 0; Central St. 31, Towson 0; Troy St. 31, Virginia Union 7; South Dakota 26, UC Davis 23. **Semifinals:** North Dakota St. 35, Central St. 12; South Dakota 42, Troy St. 28. **Championship:** North Dakota St. 27, South Dakota 7.

**1987 First Round:** Portland St. 27, Minn. St.-Mankato 21; Northern Mich. 23, Angelo St. 20 (ot); Central Fla. 12, Indiana (Pa.) 10; Troy St. 45, Winston-Salem 14. **Semifinals:** Portland St. 13, Northern Mich. 7; Troy St. 31, Central Fla. 10. **Championship:** Troy St. 31, Portland St. 17.

**1988 First Round:** North Dakota St. 49, Augustana (S.D.) 7; Millersville 27, Indiana (Pa.) 24; Cal St. Sacramento 35, UC Davis 14; N.C. Central 31, Winston-Salem 16; Tex. A&M-Kingsville 39, Mississippi Col. 15; Tenn.-Martin 23, Butler 6; Portland St. 34, Bowie St. 17; Jacksonville St. 63, West Chester 24. **Quarterfinals:** North Dakota St. 36, Millersville 26; Cal St. Sacramento 56, N.C. Central 7; Tex. A&M-Kingsville 34, Tenn.-Martin 0; Portland St. 20, Jacksonville St. 13. **Semifinals:** North Dakota St. 42, Cal St. Sacramento 20; Portland St. 35, Tex. A&M-Kingsville 27. **Championship:** North Dakota St. 35, Portland St. 21.

**1989 First Round:** \*Mississippi Col. 34, Tex. A&M-Kingsville 19; St. Cloud St. 27, Augustana (S.D.) 20; Portland St. 56, West Chester 50 (3 ot); Indiana (Pa.) 34, Grand Valley St. 24; Pittsburg St. 28, Northwest Mo. St. 7; Angelo St. 28, UC Davis 23; North Dakota St. 45, Edinboro 32; Jacksonville St. 33, Alabama A&M 9. **Quarterfinals:** \*Mississippi Col. 55, St. Cloud St. 24; Indiana (Pa.) 17, Portland St. 0; Angelo St. 24, Pittsburg St. 21; Jacksonville St. 21, North Dakota St. 17. **Semi-**

Yrs.	Won	Lost	Pct.	1st	2nd
9	12	9	.571	0	1
8	0	8	.000	0	0
4	0	4	.000	0	0
5	1	5	.167	0	0
3	3	3	.500	0	1

**finals:** \*Mississippi Col. 26, Indiana (Pa.) 14; Jacksonville St. 34, Angelo St. 16. **Championship:** \*Mississippi Col. 3, Jacksonville St. 0.

*\*Mississippi College's participation vacated.*

**1990 First Round:** \*Mississippi Col. 70, Wofford 19; Jacksonville St. 38, North Ala. 14; Indiana (Pa.) 48, Winston-Salem 0; Edinboro 38, Virginia Union 14; North Dakota St. 17, Northern Colo. 7; Cal Poly 14, Cal St. Northridge 7; Pittsburg St. 59, Truman 3; Tex. A&M-Commerce 20, Grand Valley St. 14. **Quarterfinals:** \*Mississippi Col. 14, Jacksonville St. 7; Indiana (Pa.) 14, Edinboro 7; North Dakota St. 47, Cal Poly 0; Pittsburg St. 60, Tex. A&M-Commerce 28. **Semifinals:** Indiana (Pa.) 27, \*Mississippi Col. 8; North Dakota St. 39, Pittsburg St. 29. **Championship:** North Dakota St. 51, Indiana (Pa.) 11.

*\*Mississippi College's participation vacated.*

**1991 First Round:** Pittsburg St. 26, Butler 16; Tex. A&M-Commerce 36, Grand Valley St. 15; Portland St. 28, Northern Colo. 24; Minn. St.-Mankato 27, North Dakota St. 7; Jacksonville St. 49, Winston-Salem 24; Mississippi Col. 28, Wofford 15; Indiana (Pa.) 56, Virginia Union 7; Shippensburg 34, East Stroudsburg 33 (ot). **Quarterfinals:** Pittsburg St. 38, Tex. A&M-Commerce 28; Portland St. 37, Minn. St.-Mankato 27; Jacksonville St. 35, Mississippi Col. 7; Indiana (Pa.) 52, Shippensburg 7. **Semifinals:** Pittsburg St. 53, Portland St. 21; Jacksonville St. 27, Indiana (Pa.) 20. **Championship:** Pittsburg St. 23, Jacksonville St. 6.

**1992 First Round:** Ferris St. 19, Edinboro 15; New Haven 38, West Chester 26; Jacksonville St. 41, Savannah St. 16; North Ala. 33, Hampton 21; Tex. A&M-Kingsville 22, Western St. 13; Portland St. 42, UC Davis 28; Pittsburg St. 26, North Dakota 21; North Dakota St. 42, Truman 7. **Quarterfinals:** New Haven 35, Ferris St. 13; Jacksonville St. 14, North Ala. 12; Portland St. 35, Tex. A&M-Kingsville 30; Pittsburg St. 38, North Dakota St. 37 (ot). **Semifinals:** Jacksonville St. 46, New Haven 35; Pittsburg St. 41, Portland St. 38. **Championship:** Jacksonville St. 17, Pittsburg St. 13.

**1993 First Round:** North Ala. 38, Carson-Newman 28; Hampton 33, Albany St. (Ga.) 7; Tex. A&M-Kingsville 50, Portland St. 15; UC Davis 37, Fort Hays St. 34; Minn. St.-Mankato 34, Mo. Southern St. 13; North Dakota 17, Pittsburg St. 14; New Haven 48, Edinboro 28; Indiana (Pa.) 28, Ferris St. 21. **Quarterfinals:** North Ala. 45, Hampton 20; Tex. A&M-Kingsville 51, UC Davis 28; North Dakota 54, Minn. St.-Mankato 21; Indiana (Pa.) 38, New Haven 35. **Semifinals:** North Ala. 27, Tex. A&M-Kingsville 25; Indiana (Pa.) 21, North Dakota 6. **Championship:** North Ala. 41, Indiana (Pa.) 34.

**1994 First Round:** Ferris St. 43, West Chester 40; Indiana (Pa.) 35, Grand Valley St. 27; Tex. A&M-Kingsville 43, Western St. 7; Portland St. 29, Angelo St. 0; North Dakota St. 18, Pittsburg St. 12 (3 ot); North Dakota 18, Truman 6; North Ala. 17, Carson-



Newman 13; Valdosta St. 14, Albany St. (Ga.) 7. **Quarterfinals:** Indiana (Pa.) 21, Ferris St. 17; Tex. A&M-Kingsville 21, Portland St. 16; North Dakota 14, North Dakota St. 7; North Ala. 27, Valdosta St. 24 (2 ot). **Semifinals:** Tex. A&M-Kingsville 46, Indiana (Pa.) 20; North Ala. 35, North Dakota 7. **Championship:** North Ala. 16, Tex. A&M-Kingsville 10.

**1995 First Round:** Ferris St. 36, Millersville 26; New Haven 27, Edinboro 12; North Ala. 38, Albany St. (Ga.) 28; Carson-Newman 37, West Ga. 26; Pittsburg St. 36, Northern Colo. 17; North Dakota St. 41, North Dakota 10; Tex. A&M-Kingsville 59, Fort Hays St. 28; Portland St. 56, Tex. A&M-Commerce 35. **Quarterfinals:** Ferris St. 17, New Haven 9; North Ala. 28, Carson-Newman 7; Pittsburg St. 9, North Dakota St. 7; Tex. A&M-Kingsville 30, Portland St. 3. **Semifinals:** North Ala. 45, Ferris St. 7; Pittsburg St. 28, Tex. A&M-Kingsville 25 (ot). **Championship:** North Ala. 27, Pittsburg St. 7.

**1996 First Round:** Clarion 42, Bloomsburg 29; Ferris St. 24, Indiana (Pa.) 23; Northern Colo. 24, Pittsburg St. 21; Northwest Mo. St. 22, Neb.-Omaha 21; Valdosta St. 38, Albany St. (Ga.) 28; Carson-

Newman 41, West Ga. 7; Central Okla. 23, Chadron St. 21; UC Davis 17, Tex. A&M-Kingsville 14. **Quarterfinals:** Clarion 23, Ferris St. 21; Northern Colo. 27, Northwest Mo. St. 26; Carson-Newman 24, Valdosta St. 19; UC Davis 26, Central Okla. 7. **Semifinals:** Northern Colo. 19, Clarion 18; Carson-Newman 29, UC Davis 26. **Championship:** Northern Colo. 23, Carson-Newman 14.

**1997 First Round:** UC Davis 37, Tex. A&M-Kingsville 34; Angelo St. 46, Western St. 12; New Haven 47, Glenville St. 7; Slippery Rock 30, Ashland 20; Northwest Mo. St. 39, North Dakota St. 28; Northern Colo. 24, Pittsburg St. 16; Carson-Newman 21, North Ala. 7; Albany St. (Ga.) 10, Southern Ark. 6. **Quarterfinals:** UC Davis 50, Angelo St. 33; New Haven 49, Slippery Rock 21; Northern Colo. 35, Northwest Mo. St. 19; Carson-Newman 23, Albany St. (Ga.) 22. **Semifinals:** New Haven 27, UC Davis 25; Northern Colo. 30, Carson-Newman 29. **Championship:** Northern Colo. 51, New Haven 0.

**1998 First Round:** Carson-Newman 30, West Ga. 20; Fort Valley St. 21, Delta St. 14; Slippery Rock 37, Grand Valley St. 14; Shepherd 9, Indiana (Pa.) 6;

Northwest Mo. St. 28, Neb.-Omaha 14; Northern Colo. 52, North Dakota 24; Central Okla. 21, Chadron St. 19; Tex. A&M-Kingsville 54, UC Davis 21. **Quarterfinals:** Carson-Newman 38, Fort Valley St. 31 (ot); Slippery Rock 31, Shepherd 20; Northwest Mo. St. 42, Northern Colo. 17; Tex. A&M-Kingsville 24, Central Okla. 21 (ot). **Semifinals:** Carson-Newman 47, Slippery Rock 21; Northwest Mo. St. 49, Tex. A&M-Kingsville 34. **Championship:** Northwest Mo. St. 24, Carson-Newman 6.

**1999 First Round:** Carson-Newman 40, Arkansas Tech 28; Catawba 48, Fort Valley St. 17; UC Davis 33, Central Okla. 17; Northeastern St. 27, Western Wash. 24 (ot); Indiana (Pa.) 27, Slippery Rock 20 (ot); Millersville 21, Shepherd 14; Northern Colo. 34, Pittsburg St. 31; Northwest Mo. St. 20, North Dakota 13 (ot). **Quarterfinals:** Carson-Newman 28, Catawba 25; Northeastern St. 19, UC Davis 14; Indiana (Pa.) 26, Millersville 21; Northwest Mo. St. 41, Northern Colo. 35. **Semifinals:** Carson-Newman 42, Northeastern St. 7; Northwest Mo. St. 20, Indiana (Pa.) 12. **Championship:** Northwest Mo. St. 58, Carson-Newman 52 (4 ot).

# Football

DIVISION III



## 1999 Championship

### Highlights

**Lutes Make Mark Quickly:** Pacific Lutheran, in just its second year of competition as an NCAA member, claimed its first championship by routing Rowan 42-13 in the Amos Alonzo Stagg Bowl December 18 in Salem, Virginia.

Chad Johnson threw two touchdown passes to tight end Todd McDevitt and ran for one score as the Lutes ran off 28 unanswered points in a 16-minute span over three quarters. Johnson completed 18 of 28 passes for 276 yards, guiding Pacific Lutheran to its 13th win in 14 games.

The Lutes' Anthony Hicks rushed 22 times for 73 yards and two touchdowns, and also caught four passes for 78 yards. In the process, he set new tournament records for touchdowns with 11 and points with 66.

Rowan's Taman Bryant notched a Stagg Bowl record for receptions with 13, including a 26-yard touchdown catch. The Profs finished the season with a 12-2 mark.




Photo by Andres Alonso/NCAA Photos

**Tim Lax (on ground) and his Pacific Lutheran teammates registered five quarterback sacks and limited Rowan to 201 total yards.**

### INDIVIDUAL STATISTICAL LEADERS (Minimum 2 Games Played)

#### RUSHING

Name, Team	G	Att.	Yds.	TD	Yds./Att.	Yds./Game
Casey Donaldson, Wittenberg	2	49	291	1	5.9	145.5
Chuck Moore, Mount Union	3	61	399	6	6.5	133.0
Jamal Robertson, Ohio Northern	3	74	332	4	4.5	110.7
Joe Schmulbach, Augustana (Ill.)	2	36	206	2	5.7	103.0
Ben Nelson, Augustana (Ill.)	2	44	193	2	4.4	96.5

#### PASSING

Name, Team	G	Att.	Comp.	Pct.	TD	Int.	Yds.	Yds./Game
Shane Franzer, Ohio Northern	3	114	69	.605	9	3	1,150	383.3
Michael Burton, Trinity (Tex.)	3	132	77	.583	8	4	1,140	380.0
Brad Boyd, Hardin-Simmons	3	103	58	.563	8	4	867	289.0
Scott Koerselman, Central (Iowa)	2	58	25	.431	2	6	464	232.0
Ron Sermarini, Western Md.	2	76	38	.500	3	0	435	217.5

#### RECEIVING

Name, Team	G	Rec.	Yds.	TD	Yds./Rec.	Yds./Game
Steve Vagedes, Ohio Northern	3	18	497	3	27.6	165.7
Kirk Rogers, Hardin-Simmons	3	18	467	6	25.9	155.7
Chris McCullough, Central (Iowa)	2	9	233	2	25.9	116.5
Bo Edwards, Trinity (Tex.)	3	22	319	1	14.5	106.3
Taman Bryant, Rowan	5	28	471	4	16.8	94.2

### Results

#### FIRST ROUND

**ERICSON FIELD, ROCK ISLAND, ILLINOIS;  
NOVEMBER 20**

	St. Norbert	Augustana (Ill.)
First Downs	26	24
Rushing Yardage	162	354
Passing Yardage	248	109
Passes (Comp.-Att.-Int.)	18-38-1	3-10-0
Punts (Number-Average)	3-27.0	3-33.0
Fumbles (Number-Lost)	1-1	4-3
Penalties (Number-Yards)	8-60	5-67

St. Norbert	6	10	9	7-32
Augustana (Ill.)	3	14	8	14-39

#### First Quarter

St. Norbert—Brian Kuhar 15 pass from Tim Pierret (kick failed) (50 yards in 8 plays, 11:59 left)  
Augustana (Ill.)—John Phillips 23 field goal (30 yards in 11 plays, 3:00 left)

#### Second Quarter

Augustana (Ill.)—Chris Sally 63 pass from Joe Schmulbach (Phillips kick) (70 yards in 2 plays, 14:03 left)  
St. Norbert—Nick Davis 29 field goal (47 yards in 10 plays, 9:37 left)  
Augustana (Ill.)—Corey Ungaro 10 run (Phillips kick) (60 yards in 7 plays, 6:22 left)  
St. Norbert—Jason Augustynowicz 8 run (Davis kick) (80

yards in 5 plays, 2:19 left)

#### Third Quarter

St. Norbert—Matt O'Grady 14 run (pass failed) (70 yards in 10 plays, 7:19 left)  
Augustana (Ill.)—Bart Reed 25 run (Schmulbach run) (67 yards in 10 plays, 4:01 left)  
St. Norbert—Davis 23 field goal (51 yards in 6 plays, 1:21 left)

#### Fourth Quarter

Augustana (Ill.)—Ben Nelson 1 run (Phillips kick) (68 yards in 6 plays, 6:07 left)  
St. Norbert—Jason Leigl 26 pass from Pierret (Davis kick) (57 yards in 2 plays, 3:57 left)  
Augustana (Ill.)—Ungaro 5 run (Phillips kick) (24 yards in 3 plays, 0:52 left)

**Individual Leaders**

Rushing—St. Norbert: O'Grady, 86 yards on 14 carries; Augustana (Ill.): Schmulbach, 122 yards on 17 carries. Passing—St. Norbert: Pierret, 18 of 38 for 248 yards; Augustana (Ill.): Schmulbach, 3 of 10 for 109 yards. Receiving—St. Norbert: O'Grady, 6 catches for 43 yards, and Kuhar, 3 catches for 30 yards; Augustana (Ill.): Sally, 1 catch for 63 yards, and Todd Baldwin, 1 catch for 26 yards.

**L.S. AYERS FIELD, HANOVER, INDIANA; NOVEMBER 20**

	Ohio Northern	Hanover
First Downs .....	32	22
Rushing Yardage .....	270	20
Passing Yardage .....	452	367
Passes (Comp.-Att.-Int.) .....	22-38-2	34-63-0
Punts (Number-Average) .....	5-36.2	9-26.7
Fumbles (Number-Lost) .....	1-1	4-3
Penalties (Number-Yards) ..	13-114	9-51
Ohio Northern .....	14 14 14	14-56
Hanover .....	7 7 0	0-14

**First Quarter**

Ohio Northern—Steve Vagedes 79 pass from Shane Franzer (J.R. Cipra kick) (79 yards in 1 play, 14:13 left) Ohio Northern—Jamal Robertson 15 run (Cipra kick) (69 yards in 3 plays, 10:22 left) Hanover—John Agan 7 pass from Eric Burns (Phil Taylor kick) (42 yards in 3 plays, 6:16 left)

**Second Quarter**

Hanover—Burns 1 run (Taylor kick) (37 yards in 4 plays, 10:10 left) Ohio Northern—Troy Welsh 8 pass from Franzer (Cipra kick) (61 yards in 7 plays, 6:00 left) Ohio Northern—Tony Mitchell 5 pass from Franzer (Cipra kick) (83 yards in 9 plays, 0:14 left)

**Third Quarter**

Ohio Northern—Robertson 7 run (Cipra kick) (72 yards in 8 plays, 8:55 left) Ohio Northern—Robertson 4 run (Cipra kick) (79 yards in 7 plays, 4:47 left)

**Fourth Quarter**

Ohio Northern—Jeremy Presar 39 blocked punt return (Cipra kick) (10:40 left) Ohio Northern—Andy Kalizewski 1 run (Cipra kick) (30 yards in 5 plays, 8:41 left)

**Individual Leaders**

Rushing—Ohio Northern: Robertson, 146 yards on 28 carries; Hanover: Travis Morris, 29 yards on 10 carries. Passing—Ohio Northern: Franzer, 22 of 36 for 452 yards; Hanover: Burns, 31 of 57 for 352 yards. Receiving—Ohio Northern: Vagedes, 6 catches for 237 yards, and Welsh, 4 catches for 59 yards; Hanover: Andy Mitchell, 12 catches for 143 yards, and Agan, 9 catches for 55 yards.

**EDWARDS-MAURER FIELD, SPRINGFIELD, OHIO; NOVEMBER 20**

	Alma	Wittenberg
First Downs .....	19	23
Rushing Yardage .....	105	245
Passing Yardage .....	257	152
Passes (Comp.-Att.-Int.) .....	19-39-3	8-13-0
Punts (Number-Average) .....	6-36.5	7-32.4
Fumbles (Number-Lost) .....	2-2	1-1
Penalties (Number-Yards) ..	12-94	10-69
Alma .....	0 13 6	0-19
Wittenberg .....	7 14 21	0-42

**First Quarter**

Wittenberg—Labon Storts 15 pass from Anthony Crane (Ryan Walker kick) (92 yards in 12 plays, 6:46 left)

**Second Quarter**

Wittenberg—Gary Henson 10 run (Walker kick) (40 yards in 5 plays, 9:07 left) Wittenberg—Henson 1 run (Walker kick) (51 yards in 4 plays, 5:44 left) Alma—Greg Bowden 5 run (kick blocked) (45 yards in 7 plays, 4:34 left) Alma—Brian Pierce 17 pass from Josh Wakefield (Matt Piccirilli kick) (82 yards in 6 plays, 0:32 left)

**Third Quarter**

Alma—Mark Boehms 10 pass from Wakefield (pass failed) (16 yards in 3 plays, 9:22 left) Wittenberg—Storts 25 pass from Crane (Walker kick) (75 yards in 4 plays, 7:27 left)

Wittenberg—Juan Howard 33 fumble return (Walker kick) (6:12 left) Wittenberg—Michael Aljancic 25 pass from Crane (Walker kick) (77 yards in 7 plays, 1:07 left)

**Individual Leaders**

Rushing—Alma: Bowden, 73 yards on 16 carries; Wittenberg: Casey Donaldson, 152 yards on 28 carries. Passing—Alma: Wakefield, 18 of 38 for 246 yards; Wittenberg: Crane, 8 of 13 for 152 yards. Receiving—Alma: Pierce, 7 catches for 130 yards, and Brian Burgtorf, 5 catches for 53 yards; Wittenberg: Storts, 4 catches for 56 yards, and Aljancic, 2 catches for 50 yards.

**SPRAGUE FIELD, UPPER MONTCLAIR, NEW JERSEY; NOVEMBER 20**

	Buffalo St.	Montclair St.
First Downs .....	21	25
Rushing Yardage .....	127	176
Passing Yardage .....	247	329
Passes (Comp.-Att.-Int.) .....	19-33-2	23-36-1
Punts (Number-Average) .....	4-36.3	3-27.3
Fumbles (Number-Lost) .....	2-1	4-4
Penalties (Number-Yards) ..	4-16	11-104
Buffalo St. ....	6 7 14	7-34
Montclair St. ....	9 7 14	7-37

**First Quarter**

Buffalo St.—Chris Henry 1 run (kick failed) (68 yards in 14 plays, 8:50 left) Montclair St.—Kevin Kelly blocked PAT kick return (8:50 left) Montclair St.—Joe D'lorio 1 run (Brent Grablachoff kick) (57 yards in 4 plays, 3:09 left)

**Second Quarter**

Montclair St.—D'lorio 3 run (Grablachoff kick) (71 yards in 8 plays, 12:30 left) Buffalo St.—Henry 4 run (Michael Laney kick) (80 yards in 9 plays, 0:24 left)

**Third Quarter**

Montclair St.—D'lorio 12 run (Grablachoff kick) (60 yards in 7 plays, 11:58 left) Montclair St.—Dan Rella 4 pass from Ed Collins (Grablachoff kick) (70 yards in 11 plays, 6:51 left) Buffalo St.—Tom Shamp 8 pass from Henry (Laney kick) (59 yards in 8 plays, 0:38 left) Buffalo St.—Richard O'Neil fumble recovery in end zone (Laney kick) (0:20 left)

**Fourth Quarter**

Montclair St.—Vic Mesce 25 interception return (Grablachoff kick) (1:51 left) Buffalo St.—Derek Baker 10 pass from Henry (Laney kick) (65 yards in 6 plays, 0:53 left)

**Individual Leaders**

Rushing—Buffalo St.: Shawn Starks, 140 yards on 29 carries; Montclair St.: D'lorio, 193 yards on 31 carries. Passing—Buffalo St.: Henry, 19 of 33 for 247 yards; Montclair St.: Collins, 23 of 36 for 329 yards. Receiving—Buffalo St.: Baker, 7 catches for 131 yards, and Melvin Parris, 5 catches for 47 yards; Montclair St.: John Rodriguez, 6 catches for 89 yards, and Rashon Moore, 6 catches for 81 yards.

**HARKNESS FIELD, TROY, NEW YORK; NOVEMBER 20**

	Rowan	Rensselaer
First Downs .....	15	14
Rushing Yardage .....	171	97
Passing Yardage .....	167	125
Passes (Comp.-Att.-Int.) .....	12-25-2	14-34-3
Punts (Number-Average) .....	7-32.4	9-23.2
Fumbles (Number-Lost) .....	3-1	1-0
Penalties (Number-Yards) ..	9-90	3-35
Rowan .....	14 3 9	3-29
Rensselaer .....	0 3 0	7-10

**First Quarter**

Rowan—Jason Frabasile 12 run (Nick Frade kick) (12 yards in 1 play, 14:15 left) Rowan—Scott Lipford 20 pass from Mike Warker (Frade kick) (66 yards in 5 plays, 11:11 left)

**Second Quarter**

Rowan—Frade 23 field goal (85 yards in 9 plays, 8:31 left) Rensselaer—Eric Byrne 38 field goal (45 yards in 4 plays, 0:00 left)

**Third Quarter**

Rowan—Safety, punt snap out of end zone (10:55 left) Rowan—Mark Hendricks 30 interception return (Frade kick) (1:59 left)

**Fourth Quarter**

Rensselaer—Brian Scogland 19 pass from Matt Robbins (Byrne kick) (58 yards in 8 plays, 14:17 left) Rowan—Frade 39 field goal (66 yards in 12 plays, 10:32 left)

**Individual Leaders**

Rushing—Rowan: Frabasile, 85 yards on 18 carries; Rensselaer: Scott Allard, 78 yards on 16 carries. Passing—Rowan: Warker, 12 of 25 for 167 yards; Rensselaer: Robbins, 13 of 33 for 125 yards. Receiving—Rowan: Lipford, 5 catches for 45 yards, and Taman Bryant, 3 catches for 37 yards; Rensselaer: Richard Mokay, 7 catches for 92 yards, and Scogland, 3 catches for 35 yards.

**SWENSON FIELD, BRIDGEWATER, MASSACHUSETTS; NOVEMBER 20**

	Ursinus	Bri'water (Mass.)
First Downs .....	25	16
Rushing Yardage .....	308	132
Passing Yardage .....	275	268
Passes (Comp.-Att.-Int.) .....	22-42-5	8-21-1
Punts (Number-Average) .....	1-29.0	5-38.0
Fumbles (Number-Lost) .....	1-1	5-2
Penalties (Number-Yards) ..	11-76	9-55
Ursinus .....	21 8 0	14-43
Bri'water (Mass.) .....	7 19 6	6-38

**First Quarter**

Ursinus—Steve Sharkey 23 pass from Frank Vecchio (Tim Noone kick) (42 yards in 5 plays, 10:31 left) Bri'water (Mass.)—Andy Macaione 57 pass from Dan Maurer (Chris Carr kick) (60 yards in 2 plays, 9:38 left) Ursinus—Shearrod Duncan 11 run (Noone kick) (70 yards in 6 plays, 6:57 left) Ursinus—Kory Stauffer 11 pass from Vecchio (Noone kick) (43 yards in 9 plays, 3:10 left)

**Second Quarter**

Bri'water (Mass.)—Tim O'Shea 5 pass from Maurer (Carr kick) (30 yards in 7 plays, 13:45 left) Bri'water (Mass.)—Macaione 88 pass from Maurer (kick failed) (92 yards in 2 plays, 9:42 left) Bri'water (Mass.)—Maurer 25 run (pass failed) (63 yards in 5 plays, 2:37 left) Ursinus—Joe Nangle 11 pass from Vecchio (Sharkey pass from Vecchio) (71 yards in 12 plays, 0:35 left)

**Third Quarter**

Bri'water (Mass.)—Jason Imlach 7 run (kick failed) (11 yards in 2 plays, 12:06 left)

**Fourth Quarter**

Ursinus—Steve Sell 15 pass from Vecchio (Noone kick) (73 yards in 3 plays, 13:28 left) Ursinus—Nangle 1 run (Noone kick) (69 yards in 13 plays, 1:09 left) Bri'water (Mass.)—Carr 12 pass from Maurer (pass failed) (57 yards in 6 plays, 0:05 left)

**Individual Leaders**

Rushing—Ursinus: Duncan, 160 yards on 17 carries; Bri'water (Mass.): Seto Berry, 67 yards on 16 carries. Passing—Ursinus: Vecchio, 21 of 41 for 262 yards; Bri'water (Mass.): Maurer, 8 of 21 for 268 yards. Receiving—Ursinus: Sharkey, 6 catches for 78 yards, and Stauffer, 5 catches for 78 yards. Bri'water (Mass.): Macaione, 3 catches for 174 yards, and O'Shea, 2 catches for 25 yards.

**TED OGDahl FIELD, SALEM, OREGON; NOVEMBER 20**

	Pacific Lutheran	Willamette
First Downs .....	15	25
Rushing Yardage .....	44	361
Passing Yardage .....	232	46
Passes (Comp.-Att.-Int.) .....	16-32-0	5-13-0
Punts (Number-Average) .....	7-27.3	5-32.0
Fumbles (Number-Lost) .....	2-1	4-2
Penalties (Number-Yards) ..	4-21	3-20
Pacific Lutheran .....	7 0 0	21-28
Willamette .....	0 0 17	7-24

**First Quarter**

Pacific Lutheran—Kevin Lint 12 pass from Chad Johnson (Scott Sarrenson kick) (36 yards in 2 plays, 13:00 left)

**Third Quarter**

Willamette—Ardell Bailey 5 run (Duncan Libby kick) (70 yards in 4 plays, 13:10 left)  
 Willamette—Libby 33 field goal (44 yards in 11 plays, 4:54 left)  
 Willamette—Nick Shein 7 run (Libby kick) (30 yards in 6 plays, 1:37 left)

**Fourth Quarter**

Willamette—Bailey 4 run (Libby kick) (66 yards in 6 plays, 8:51 left)  
 Pacific Lutheran—Todd McDevitt 48 pass from Johnson (Sarrenson kick) (65 yards in 4 plays, 7:17 left)  
 Pacific Lutheran—Kevin Giboney 6 pass from Johnson (Sarrenson kick) (12 yards in 3 plays, 6:10 left)  
 Pacific Lutheran—Kyle Brown 37 pass from Johnson (Sarrenson kick) (79 yards in 10 plays, 0:49 left)

**Individual Leaders**

Rushing—Pacific Lutheran: Anthony Hicks, 47 yards on 12 carries; Willamette: Tim Blair, 125 yards on 20 carries.  
 Passing—Pacific Lutheran: Johnson, 16 of 32 for 232 yards; Willamette: Luke Atwood, 2 of 6 for 22 yards.  
 Receiving—Pacific Lutheran: McDevitt, 6 catches for 99 yards, and Brown, 4 catches for 88 yards; Willamette: Jay Douglass, 2 catches for 22 yards, and Andy Miguel, 1 catch for 20 yards.

**VETERANS MEMORIAL STADIUM, LA CROSSE, WISCONSIN; NOVEMBER 20**

**Central (Iowa) Wis.-La Crosse**

First Downs .....	21	6
Rushing Yardage .....	142	30
Passing Yardage .....	346	72
Passes (Comp.-Att.-Int.) .....	16-32-3	7-21-4
Punts (Number-Average) .....	4-33.3	6-40.3
Fumbles (Number-Lost) .....	2-1	3-1
Penalties (Number-Yards) ..	4-20	1-5
Central (Iowa) .....	10	18
Wis.-La Crosse .....	10	7

**First Quarter**

Wis.-La Crosse—Erik Ramirez 26 field goal (53 yards in 5 plays, 11:40 left)  
 Central (Iowa)—Jason Pritchard 33 field goal (59 yards in 9 plays, 8:57 left)  
 Wis.-La Crosse—Jeremy Unertl 88 kickoff return (Ramirez kick) (8:40 left)  
 Central (Iowa)—Josh Brandt 1 run (Marc Kroloff kick) (60 yards in 11 plays, 3:37 left)

**Second Quarter**

Wis.-La Crosse—Brian Portilia 69 interception return (Ramirez kick) (8:20 left)  
 Central (Iowa)—Chris McCullough 68 pass from Scott Koerselman (pass failed) (65 yards in 3 plays, 7:13 left)  
 Central (Iowa)—Aaron Aeschliman 6 run (pass failed) (6 yards in 2 plays, 6:40 left)  
 Central (Iowa)—McCullough 60 pass from Koerselman (run failed) (79 yards in 6 plays, 0:33 left)

**Third Quarter**

Central (Iowa)—Pritchard 22 field goal (68 yards in 15 plays, 5:45 left)

**Fourth Quarter**

Central (Iowa)—Chad Klein 34 interception return (Kroloff kick) (9:30 left)

**Individual Leaders**

Rushing—Central (Iowa): Aeschliman, 92 yards on 33 carries; Wis.-La Crosse: Tad Pieczynski, 52 yards on 7 carries.  
 Passing—Central (Iowa): Koerselman, 16 of 32 for 346 yards; Wis.-La Crosse: Josh Boraas, 7 of 21 for 72 yards.  
 Receiving—Central (Iowa): McCullough, 6 catches for 191 yards, and Curt Long, 5 catches for 64 yards; Wis.-La Crosse: Nick Wagner, 3 catches for 61 yards, and Pieczynski, 2 catches for 2 yards.

**CLEMENS STADIUM, COLLEGEVILLE, MINNESOTA; NOVEMBER 20**

**Wis.-Stevens Point St. John's (Minn.)**

First Downs .....	16	14
Rushing Yardage .....	105	105
Passing Yardage .....	201	102
Passes (Comp.-Att.-Int.) .....	14-31-3	9-14-2
Punts (Number-Average) .....	7-30.6	7-42.0
Fumbles (Number-Lost) .....	2-1	3-1

<b>Wis.-Stevens Point</b>		<b>St. John's (Minn.)</b>	
Penalties (Number-Yards) ..	9-76		2-20
Wis.-Stevens Point .....	0	3	0
St. John's (Minn.) .....	6	7	3

**First Quarter**

St. John's (Minn.)—Chris Moore 3 run (kick failed) (46 yards in 4 plays, 9:22 left)

**Second Quarter**

Wis.-Stevens Point—Jason Steuck 27 field goal (68 yards in 14 plays, 5:05 left)  
 St. John's (Minn.)—Beau LaBore 66 interception return (Joe Rotondi kick) (0:46 left)

**Third Quarter**

St. John's (Minn.)—Rotondi 30 field goal (3 yards in 4 plays, 6:24 left)

**Fourth Quarter**

St. John's (Minn.)—LaBore 92 interception return (Rotondi kick) (5:31 left)  
 Wis.-Stevens Point—Larry Aschebrook 9 pass from Ryan Aulenbacher (Steuck kick) (22 yards in 4 plays, 0:25 left)

**Individual Leaders**

Rushing—Wis.-Stevens Point: Lance Gast, 59 yards on 14 carries; St. John's (Minn.): Moore, 88 yards on 17 carries.  
 Passing—Wis.-Stevens Point: Dave Berghuis, 10 of 19 for 122 yards; St. John's (Minn.): Corey Stanger, 8 of 12 for 79 yards.  
 Receiving—Wis.-Stevens Point: Aschebrook, 7 catches for 102 yards, and Gast, 3 catches for 25 yards; St. John's (Minn.): Steve Lynch, 3 catches for 22 yards, and Ben Sieben, 2 catches for 31 yards.

**SCOTT S. BAIR STADIUM, WESTMINSTER, MARYLAND; NOVEMBER 20**

**Catholic Western Md.**

First Downs .....	20	16
Rushing Yardage .....	163	131
Passing Yardage .....	153	179
Passes (Comp.-Att.-Int.) .....	18-37-2	15-31-0
Punts (Number-Average) .....	8-36.6	7-36.3
Fumbles (Number-Lost) .....	0-0	3-1
Penalties (Number-Yards) ..	1-5	5-17
Catholic .....	0	16
Western Md. ....	3	0

**First Quarter**

Western Md.—Brent Sandrock 31 field goal (63 yards in 7 plays, 2:40 left)

**Second Quarter**

Catholic—Mike Hunter 18 pass from Derek McGee (Greg Stokes kick) (75 yards in 11 plays, 11:58 left)  
 Catholic—Andrew Notarfrancesco 8 pass from McGee (kick failed) (43 yards in 6 plays, 7:50 left)  
 Catholic—Stokes 27 field goal (56 yards in 14 plays, 0:04 left)

**Third Quarter**

Western Md.—Teron Powell 6 pass from Ron Sermarini (Sandrock kick) (43 yards in 6 plays, 10:28 left)  
 Western Md.—Sermarini 48 run (Sandrock kick) (59 yards in 3 plays, 3:14 left)

**Fourth Quarter**

Western Md.—Sandrock 38 field goal (60 yards in 8 plays, 11:51 left)

**Individual Leaders**

Rushing—Catholic: Notarfrancesco, 156 yards on 33 carries; Western Md.: Sermarini, 86 yards on 16 carries.  
 Passing—Catholic: McGee, 18 of 35 for 153 yards; Western Md.: Sermarini, 15 of 31 for 179 yards.  
 Receiving—Catholic: Hunter, 10 catches for 102 yards, and Notarfrancesco and Dan Evans, 2 catches for 20 yards; Western Md.: Powell, 5 catches for 102 yards, and Jemel Johnson, 3 catches for 23 yards.

**SHELTON STADIUM, ABILENE, TEXAS; NOVEMBER 20**

**Washington (Mo.) Hardin-Simmons**

First Downs .....	16	16
Rushing Yardage .....	59	119
Passing Yardage .....	237	286
Passes (Comp.-Att.-Int.) .....	18-34-2	22-36-0
Punts (Number-Average) .....	6-36.2	6-28.2
Fumbles (Number-Lost) .....	2-0	2-1
Penalties (Number-Yards) ..	2-10	6-37

Washington (Mo.) .....	7	0	7	7-21
Hardin-Simmons .....	7	14	0	7-28

**First Quarter**

Hardin-Simmons—Kirk Rogers 72 pass from Brad Boyd (Mark Smith kick) (75 yards in 3 plays, 13:56 left)  
 Washington (Mo.)—Mike Gallo 1 run (Kevin Cantzler kick) (31 yards in 6 plays, 1:34 left)

**Second Quarter**

Hardin-Simmons—Rogers 50 pass from Boyd (Smith kick) (79 yards in 6 plays, 9:11 left)  
 Hardin-Simmons—Stewart Chalmers 2 pass from Boyd (Smith kick) (67 yards in 6 plays, 4:57 left)

**Third Quarter**

Washington (Mo.)—Gallo 1 run (Cantzler kick) (60 yards in 13 plays, 0:51 left)

**Fourth Quarter**

Washington (Mo.)—Brian Tatom 1 run (Cantzler kick) (15 yards in 5 plays, 9:07 left)  
 Hardin-Simmons—Paxton Hurst 8 run (Smith kick) (80 yards in 10 plays, 4:34 left)

**Individual Leaders**

Rushing—Washington (Mo.): Gallo, 35 yards on 12 carries; Hardin-Simmons: Hurst, 58 yards on 13 carries.  
 Passing—Washington (Mo.): Josh Schubkegel, 9 of 19 for 137 yards; Hardin-Simmons: Boyd, 22 of 36 for 286 yards.  
 Receiving—Washington (Mo.): Cory Snyder, 9 catches for 117 yards, and Mike Sholiton, 6 catches for 69 yards; Hardin-Simmons: Barry Donham, 7 catches for 63 yards, and Rogers, 6 catches for 160 yards.

**DAVID PERSON FIELD, WILLIAMSPORT, PENNSYLVANIA; NOVEMBER 20**

**Wash. & Jeff. Lycoming**

First Downs .....	18	16
Rushing Yardage .....	105	52
Passing Yardage .....	137	134
Passes (Comp.-Att.-Int.) .....	13-23-1	14-40-2
Punts (Number-Average) .....	7-35.3	4-39.5
Fumbles (Number-Lost) .....	3-1	0-0
Penalties (Number-Yards) ..	5-53	6-74
Wash. & Jeff. ....	0	7
Lycoming .....	7	0

**First Quarter**

Lycoming—Sean Graf 56 interception return (John Shaffer kick) (3:00 left)

**Second Quarter**

Wash. & Jeff.—Jon Pons 8 pass from Chris Locher (Jonathan Kralic kick) (60 yards in 9 plays, 14:15 left)

**Third Quarter**

Wash. & Jeff.—Ryan Silvis 18 pass from Locher (Kralic kick) (69 yards in 11 plays, 9:45 left)

**Individual Leaders**

Rushing—Wash. & Jeff.: Joey Nichols, 64 yards on 20 carries; Lycoming: Jason Davis, 54 yards on 11 carries.  
 Passing—Wash. & Jeff.: Locher, 13 of 23 for 137 yards; Lycoming: Ryan Swailes, 14 of 40 for 134 yards.  
 Receiving—Wash. & Jeff.: Silvis, 10 catches for 121 yards, and Pons, 2 catches for 13 yards; Lycoming: Jake Maskerines, 4 catches for 30 yards, and Joe Spang, 3 catches for 43 yards.

**SECOND ROUND**

**MOUNT UNION STADIUM, ALLIANCE, OHIO; NOVEMBER 27**

**Augustana (Ill.) Mount Union**

First Downs .....	28	14
Rushing Yardage .....	398	189
Passing Yardage .....	49	104
Passes (Comp.-Att.-Int.) .....	5-8-1	5-10-1
Punts (Number-Average) .....	2-29.5	1-48.0
Fumbles (Number-Lost) .....	1-0	1-1
Penalties (Number-Yards) ..	6-59	2-17
Augustana (Ill.) .....	7	14
Mount Union .....	7	6

**First Quarter**

Augustana (Ill.)—Roger Bussan 8 pass from Joe Schmulbach (John Phillips kick) (80 yards in 17 plays, 6:14 left)  
 Mount Union—Jason Richards 43 pass from Gary Smeck (Rodney Chenos kick) (50 yards in 6 plays, 4:02 left)

**Second Quarter**

Mount Union—Chuck Moore 8 run (run failed) (46 yards in 5 plays, 12:10 left)

Augustana (Ill.)—Ben Nelson 15 run (Phillips kick) (66 yards in 12 plays, 5:47 left)  
 Augustana (Ill.)—Schmulbach 1 run (Phillips kick) (26 yards in 8 plays, 0:23 left)

**Third Quarter**

Mount Union—Moore 8 run (Dave Hassey pass from Smeck) (60 yards in 7 plays, 12:44 left)  
 Mount Union—Moore 21 run (Chenos kick) (55 yards in 3 plays, 8:00 left)

**Fourth Quarter**

Augustana (Ill.)—David Chorney 30 run (kick blocked) (83 yards in 11 plays, 12:36 left)  
 Mount Union—Hassey 90 kickoff return (Chenos kick) (12:18 left)

Augustana (Ill.)—Schmulbach 1 run (run failed) (80 yards in 16 plays, 4:08 left)  
 Mount Union—Moore 46 run (Chenos kick) (65 yards in 3 plays, 2:48 left)

**Individual Leaders**

Rushing—Augustana (Ill.): Chorney, 120 yards on 21 carries; Mount Union: Moore, 115 yards on 13 carries.  
 Passing—Augustana (Ill.): Schmulbach, 5 of 8 for 49 yards; Mount Union: Smeck, 5 of 10 for 104 yards.  
 Receiving—Augustana (Ill.): Chris Sally, 3 catches for 34 yards, and Bussan, 1 catch for 8 yards; Mount Union: Richards, 2 catches for 53 yards, and Adam Marino, 2 catches for 45 yards.

**EDWARDS-MAURER FIELD, SPRINGFIELD, OHIO; NOVEMBER 27**

	Ohio Northern	Wittenberg
First Downs .....	25	27
Rushing Yardage .....	191	146
Passing Yardage .....	351	178
Passes (Comp.-Att.-Int.) .....	18-30-0	18-38-4
Punts (Number-Average) .....	2-55.0	6-38.2
Fumbles (Number-Lost) .....	2-2	3-1
Penalties (Number-Yards) ..	11-98	7-75
Ohio Northern .....	24 7 24	3-58
Wittenberg .....	0 10 0	14-24

**First Quarter**

Ohio Northern—Troy Welsch 8 pass from Shane Franzer (J.R. Cipra kick) (58 yards in 7 plays, 12:27 left)  
 Ohio Northern—Jamal Robertson 20 run (Cipra kick) (65 yards in 6 plays, 9:18 left)

Ohio Northern—Cipra 29 field goal (12 yards in 6 plays, 3:44 left)

Ohio Northern—Jeremy Agozzino 41 pass from Franzer (Cipra kick) (83 yards in 5 plays, 0:25 left)

**Second Quarter**

Ohio Northern—Scott Sweat 25 fumble return (Cipra kick) (10:58 left)

Wittenberg—Labon Storts 14 pass from Anthony Crane (Ryan Walker kick) (71 yards in 9 plays, 7:14 left)

Wittenberg—Walker 28 field goal (64 yards in 10 plays, 1:09 left)

**Third Quarter**

Ohio Northern—Cipra 18 field goal (33 yards in 6 plays, 13:25 left)

Ohio Northern—Agozzino 55 pass from Franzer (Cipra kick) (74 yards in 5 plays, 10:06 left)

Ohio Northern—Franzer 12 run (Cipra kick) (37 yards in 7 plays, 4:15 left)

Ohio Northern—Steve Vagedes 57 pass from Franzer (Cipra kick) (57 yards in 1 play, 3:18 left)

**Fourth Quarter**

Ohio Northern—Cipra 37 field goal (44 yards in 12 plays, 10:39 left)

Wittenberg—Casey Donaldson 6 run (Walker kick) (75 yards in 9 plays, 5:58 left)

Wittenberg—Michael Aljancic 2 pass from Chris Damico (Walker kick) (72 yards in 8 plays, 0:38 left)

**Individual Leaders**

Rushing—Ohio Northern: Robinson, 91 yards on 24 carries; Wittenberg: Donaldson, 139 yards on 21 carries.  
 Passing—Ohio Northern: Franzer, 18 of 30 for 351 yards; Wittenberg: Crane, 17 of 37 for 176 yards.  
 Receiving—Ohio Northern: Vagedes, 5 catches for 140 yards, and Agozzino, 3 catches for 111 yards; Wittenberg: Aljancic, 9 catches for 76 yards, and Storts, 6 catches for 74 yards.

**MIDTOWN CAMPUS FIELD, DANBURY, CONNECTICUT; NOVEMBER 27**

	Montclair St.	Western Conn. St.
First Downs .....	7	17
Rushing Yardage .....	80	105
Passing Yardage .....	112	179
Passes (Comp.-Att.-Int.) .....	12-28-1	15-38-0
Punts (Number-Average) .....	12-31.1	9-35.0
Fumbles (Number-Lost) .....	0-0	3-2
Penalties (Number-Yards) ..	6-78	6-41
Montclair St. ....	0 10 15	7-32
Western Conn. St. ....	0 10 7	7-24

**Second Quarter**

Western Conn. St.—Miguel Pickering 6 run (Adam Kennett kick) (46 yards in 4 plays, 4:09 left)

Montclair St.—Mark Hall 90 kickoff return (Brent Grablachoff kick) (3:52 left)

Western Conn. St.—Kennett 42 field goal (30 yards in 7 plays, 1:01 left)

Montclair St.—Grablachoff 38 field goal (32 yards in 7 plays, 0:12 left)

**Third Quarter**

Montclair St.—Pat Walsh 7 pass from Ed Collins (Grablachoff kick) (13 yards in 4 plays, 12:49 left)

Western Conn. St.—Brent Bardellini 75 punt return (Kennett kick) (9:16 left)

Montclair St.—Vic Mese blocked punt recovery in end zone (Dan Rella pass from Mike Orlando) (3:39 left)

**Fourth Quarter**

Montclair St.—John Rodriguez 40 pass from Collins (Grablachoff kick) (56 yards in 4 plays, 11:51 left)

Western Conn. St.—Pickering 1 run (Kennett kick) (70 yards in 10 plays, 8:41 left)

**Individual Leaders**

Rushing—Montclair St.: Ron Lewis, 91 yards on 23 carries; Western Conn. St.: Pickering, 133 yards on 27 carries.

Passing—Montclair St.: Collins, 12 of 28 for 112 yards; Western Conn. St.: Matt LeFever, 11 of 27 for 144 yards.

Receiving—Montclair St.: Rodriguez, 7 catches for 65 yards, and Rashon Moore, 2 catches for 18 yards; Western Conn. St.: Corey Enman, 5 catches for 53 yards, and Ed Wilcher, 4 catches for 38 yards.

**JOHN PAGE FIELD, GLASSBORO, NEW JERSEY; NOVEMBER 27**

	Ursinus	Rowan
First Downs .....	15	19
Rushing Yardage .....	59	128
Passing Yardage .....	184	257
Passes (Comp.-Att.-Int.) .....	15-46-6	13-26-0
Punts (Number-Average) .....	6-23.0	6-32.3
Fumbles (Number-Lost) .....	2-2	2-2
Penalties (Number-Yards) ..	3-24	14-147
Ursinus .....	0 0 0	0-0
Rowan .....	21 20 0	14-55

**First Quarter**

Rowan—Taman Bryant 58 pass from Mike Warker (Nick Frade kick) (78 yards in 5 plays, 8:27 left)

Rowan—Jason Frabasile 10 run (Frade kick) (66 yards in 6 plays, 3:47 left)

Rowan—Alex Ferrante fumble recovery in end zone (Frade kick) (1:25 left)

**Second Quarter**

Rowan—Bobby Woolfolk 13 pass from Warker (kick failed) (13 yards in 1 play, 6:55 left)

Rowan—Bryant 25 pass from Warker (Frade kick) (25 yards in 1 play, 2:32 left)

Rowan—David Sadowski 18 pass from Warker (Frade kick) (11 yards in 3 plays, 1:24 left)

**Fourth Quarter**

Rowan—Elijah Freer 1 run (Frade kick) (1 yard in 1 play, 13:19 left)

Rowan—Bryant 32 pass from Warker (Frade kick) (40 yards in 8 plays, 3:41 left)

**Individual Leaders**

Rushing—Ursinus: Shearrod Duncan, 58 yards on 14 carries; Rowan: Frabasile, 73 yards on 14 carries.  
 Passing—Ursinus: Frank Vecchio, 9 of 24 for 109 yards; Rowan: Warker, 13 of 26 for 257 yards.

Receiving—Ursinus: Kory Stauffer, 4 catches for 71 yards, and Steve Sharkey, 4 catches for 50 yards; Rowan: Bryant, 5 catches for 162 yards, and Sadowski, 3 catches for 48 yards.

**SCHILD STADIUM, WAVERLY, IOWA; NOVEMBER 27**

	Pacific Lutheran	Wartburg
First Downs .....	24	19
Rushing Yardage .....	303	98
Passing Yardage .....	175	246
Passes (Comp.-Att.-Int.) .....	11-18-0	26-40-0
Punts (Number-Average) .....	3-37.0	4-31.8
Fumbles (Number-Lost) .....	1-0	4-2
Penalties (Number-Yards) ..	6-42	2-10
Pacific Lutheran .....	14 14 14	7-49
Wartburg .....	0 14 0	0-14

**First Quarter**

Pacific Lutheran—ShIPLEY Ennis 37 run (Scott Sarrenson kick) (32 yards in 1 play, 11:20 left)

Pacific Lutheran—Anthony Hicks 2 run (Sarrenson kick) (66 yards in 13 plays, 1:00 left)

**Second Quarter**

Pacific Lutheran—Jacob Croft 12 pass from Chad Johnson (Sarrenson kick) (25 yards in 2 plays, 14:55 left)

Wartburg—Justin Beatty 5 run (kick failed) (65 yards in 8 plays, 10:42 left)

Pacific Lutheran—Johnson 1 run (Sarrenson kick) (95 yards in 11 plays, 1:21 left)

Wartburg—Luke Haughenbury 5 run (Ryan Rausch pass from Matt Wheeler) (71 yards in 6 plays, 0:40 left)

**Third Quarter**

Pacific Lutheran—Hicks 1 run (Sarrenson kick) (63 yards in 8 plays, 11:18 left)

Pacific Lutheran—Hicks 8 pass from Johnson (Sarrenson kick) (59 yards in 10 plays, 0:52 left)

**Fourth Quarter**

Pacific Lutheran—Hicks 65 run (Sarrenson kick) (65 yards in 1 play, 3:57 left)

**Individual Leaders**

Rushing—Pacific Lutheran: Hicks, 125 yards on 21 carries; Wartburg: Beatty, 65 yards on 11 carries.  
 Passing—Pacific Lutheran: Johnson, 14 of 18 for 175 yards; Wartburg: Wheeler, 26 of 39 for 246 yards.  
 Receiving—Pacific Lutheran: Hicks, 5 catches for 50 yards, and Croft, 3 carries for 38 yards; Wartburg: Rausch, 11 catches for 67 yards, and Tim Flynn, 4 carries for 63 yards.

**CLEMENS STADIUM, COLLEGEVILLE, MINNESOTA; NOVEMBER 27**

	Central (Iowa)	St. John's (Minn.)
First Downs .....	11	11
Rushing Yardage .....	118	47
Passing Yardage .....	118	100
Passes (Comp.-Att.-Int.) .....	9-26-3	7-22-2
Punts (Number-Average) .....	7-34.1	8-39.3
Fumbles (Number-Lost) .....	0-0	0-0
Penalties (Number-Yards) ..	2-10	5-59
Central (Iowa) .....	0 3 3	3-9
St. John's (Minn.) .....	0 0 3	7-10

**Second Quarter**

Central (Iowa)—Jason Pritchard 21 field goal (62 yards in 11 plays, 0:13 left)

**Third Quarter**

St. John's (Minn.)—Joe Rotondi 42 field goal (-1 yard in 3 plays, 6:01 left)

Central (Iowa)—Pritchard 25 field goal (58 yards in 14 plays, 0:39 left)

**Fourth Quarter**

St. John's (Minn.)—Ben Sieben 5 pass from Cory Stanger (Rotondi kick) (19 yards in 4 plays, 12:56 left)

Central (Iowa)—Pritchard 32 field goal (42 yards in 13 plays, 7:49 left)

**Individual Leaders**

Rushing—Central (Iowa): Aaron Aeschliman, 86 yards on 27 carries; St. John's (Minn.): Chris Moore, 79 yards on 28 carries.  
 Passing—Central (Iowa): Scott Koerselman, 9 of 26 for 118 yards; St. John's (Minn.): Stanger, 7 of 21 for 100 yards.  
 Receiving—Central (Iowa): Chris McCullough, 3 catches

for 42 yards, and Chris Bieghler, 2 catches for 34 yards; St. John's (Minn.): Sieben, 5 catches for 79 yards, and Steve Lynch, 1 catch for 17 yards.

**E.M. STEVENS STADIUM, SAN ANTONIO, TEXAS; NOVEMBER 27**

	Western Md.	Trinity (Tex.)
First Downs .....	16	21
Rushing Yardage .....	95	100
Passing Yardage .....	256	314
Passes (Comp.-Att.-Int.) .....	23-45-0	20-36-1
Punts (Number-Average) .....	8-31.4	5-32.4
Fumbles (Number-Lost) .....	0-0	5-2
Penalties (Number-Yards) ..	3-15	5-48
Western Md. ....	0 3 13	0-16
Trinity (Tex.) .....	6 7 7	0-20

**First Quarter**

Trinity (Tex.)—Chris Ulmo 29 field goal (68 yards in 16 plays, 6:02 left)

Trinity (Tex.)—Ulmo 38 field goal (54 yards in 8 plays, 0:53 left)

**Second Quarter**

Western Md.—Brent Sandrock 23 field goal (22 yards in 8 plays, 7:47 left)

Trinity (Tex.)—Diamond Garza 16 pass from Michael Burton (Ulmo kick) (46 yards in 2 plays, 1:41 left)

**Third Quarter**

Western Md.—Teron Powell 9 pass from Ron Sermarini (kick failed) (80 yards in 8 plays, 11:33 left)

Western Md.—Powell 43 pass from Sermarini (Sandrock kick) (95 yards in 9 plays, 2:51 left)

Trinity (Tex.)—Jeremy Boyce 79 kickoff return (Ulmo kick) (2:26 left)

**Individual Leaders**

Rushing—Western Md.: Sermarini, 66 yards on 17 carries; Trinity (Tex.): Garza, 74 yards on 16 carries.

Passing—Western Md.: Sermarini, 23 of 45 for 256 yards; Trinity (Tex.): Burton, 20 for 36 for 314 yards.

Receiving—Western Md.: Powell, 6 catches for 70 yards, and Greg Hill, 5 catches for 33 yards; Trinity (Tex.): Andy Coffman, 6 catches for 91 yards, and Bo Edwards, 5 catches for 70 yards.

**SHELTON STADIUM, ABILENE, TEXAS; NOVEMBER 27**

	Wash. & Jeff.	Hardin-Simmons
First Downs .....	6	25
Rushing Yardage .....	31	288
Passing Yardage .....	66	311
Passes (Comp.-Att.-Int.) .....	6-24-1	16-26-0
Punts (Number-Average) .....	9-43.4	4-40.8
Fumbles (Number-Lost) .....	2-1	1-0
Penalties (Number-Yards) ..	0-0	7-45
Wash. & Jeff. ....	3 0 0	0-3
Hardin-Simmons .....	7 23 14	7-51

**First Quarter**

Wash. & Jeff.—Jonathan Kralic 30 field goal (38 yards in 10 plays, 9:43 left)

Hardin-Simmons—Kirk Rogers 41 pass from Brad Boyd (Mark Smith kick) (72 yards in 4 plays, 8:42 left)

**Second Quarter**

Hardin-Simmons—Rogers 42 pass from Boyd (Boyd run) (58 yards in 4 plays, 5:33 left)

Hardin-Simmons—Stewart Chalmers 30 pass from Boyd (Smith kick) (56 yards in 3 plays, 2:40 left)

Hardin-Simmons—Rogers 5 pass from Boyd (Rogers pass from Boyd) (75 yards in 7 plays, 0:05 left)

**Third Quarter**

Hardin-Simmons—Tim Pharo 3 run (Smith kick) (5 yards in 2 plays, 7:32 left)

Hardin-Simmons—Pharo 13 run (Smith kick) (39 yards in 6 plays, 3:54 left)

**Fourth Quarter**

Hardin-Simmons—Jared Wood 1 run (Smith kick) (61 yards in 9 plays, 6:20 left)

**Individual Leaders**

Rushing—Wash. & Jeff.: Joey Nichols, 32 yards on 12 carries; Hardin-Simmons: Paxton Hurst, 116 yards on 15 carries.

Passing—Wash. & Jeff.: Chris Locher, 6 of 24 for 66 yards; Hardin-Simmons: Boyd, 15 of 25 for 306 yards.

Receiving—Wash. & Jeff.: Ryan Silvis, 3 catches for 33 yards, and Jon Pons, 2 catches for 27 yards; Hardin-Simmons: Rogers, 6 catches for 169 yards, and Barry Donham, 4 catches for 37 yards.

**QUARTERFINALS**

**MOUNT UNION STADIUM, ALLIANCE, OHIO; DECEMBER 4**

	Ohio Northern	Mount Union
First Downs .....	20	28
Rushing Yardage .....	124	259
Passing Yardage .....	347	271
Passes (Comp.-Att.-Int.) .....	29-48-1	16-23-0
Punts (Number-Average) .....	5-41.2	3-42.3
Fumbles (Number-Lost) .....	1-1	2-1
Penalties (Number-Yards) ..	6-52	1-10
Wittenberg .....	9 7 7	8-31
Mount Union .....	0 14 28	14-56

**First Quarter**

Ohio Northern—J.R. Cipra 21 field goal (40 yards in 7 plays, 9:27 left)

Ohio Northern—Shane Franzer 5 run (kick failed) (80 yards in 10 plays, 1:36 left)

**Second Quarter**

Mount Union—Gary Smeck 3 run (Rodney Chenos kick) (69 yards in 9 plays, 10:23 left)

Ohio Northern—Troy Welsh 5 pass from Franzer (Cipra kick) (64 yards in 11 plays, 5:54 left)

Mount Union—Dave Hassey 6 pass from Smeck (Chenos kick) (30 yards in 6 plays, 2:28 left)

**Third Quarter**

Mount Union—Chuck Moore 3 run (Chenos kick) (71 yards in 6 plays, 12:07 left)

Ohio Northern—Steve Vagedes 18 pass from Franzer (Cipra kick) (83 yards in 11 plays, 7:01 left)

Mount Union—Adam Marino 36 pass from Smeck (Chenos kick) (68 yards in 2 plays, 6:21 left)

Mount Union—Hassey 1 run (Chenos kick) (95 yards in 5 plays, 4:11 left)

Mount Union—Rob Sondles 20 pass from Smeck (Chenos kick) (23 yards in 5 plays, 0:59 left)

**Fourth Quarter**

Ohio Northern—Franzer 1 run (Steve Kurtz pass from Franzer) (80 yards in 9 plays, 13:13 left)

Mount Union—Adam Irgang 9 pass from Smeck (Chenos kick) (71 yards in 10 plays, 9:17 left)

Mount Union—Moore 19 run (Chenos kick) (61 yards in 3 plays, 7:44 left)

**Individual Leaders**

Rushing—Ohio Northern: Jamal Robertson, 95 yards on 22 carries; Mount Union: Moore, 168 yards on 27 carries.

Passing—Ohio Northern: Franzer, 29 of 48 for 347 yards; Mount Union: Smeck, 16 of 23 for 271 yards.

Receiving—Ohio Northern: Tony Mitchell, 8 catches for 83 yards, and Vagedes, 7 catches for 120 yards; Mount Union: Marino, 6 catches for 114 yards, and Irgang, 4 catches for 75 yards.

**SPRAGUE FIELD, UPPER MONTCLAIR, NEW JERSEY; DECEMBER 4**

	Rowan	Montclair St.
First Downs .....	14	18
Rushing Yardage .....	63	48
Passing Yardage .....	168	223
Passes (Comp.-Att.-Int.) .....	16-22-0	16-43-5
Punts (Number-Average) .....	9-35.0	6-34.7
Fumbles (Number-Lost) .....	1-1	4-3
Penalties (Number-Yards) ..	12-82	10-78
Rowan .....	7 7 7	21-42
Montclair St. ....	0 0 7	6-13

**First Quarter**

Rowan—Bobby Woolfolk 4 pass from Mike Warker (Nick Frade kick) (56 yards in 12 plays, 10:20 left)

**Second Quarter**

Rowan—Clinton Tabb 95 fumble return (Frade kick) (4:54 left)

**Third Quarter**

Rowan—Jason Frabasile 8 run (Frade kick) (70 yards in 7 plays, 11:05 left)

Montclair St.—Ron Lewis 1 run (Brent Grablachoff kick) (28 yards in 6 plays, 6:53 left)

**Fourth Quarter**

Rowan—Tabb 43 interception return (Frade kick) (13:32 left)

Rowan—David Sadowski 13 pass from Warker (Frade kick) (13 yards in 1 play, 4:56 left)

Rowan—Leroy Thompson fumble recovery in end zone (Frade kick) (4:23 left)

Montclair St.—Pat Walsh 9 pass from Jason DeVirgilio (pass failed) (63 yards in 11 plays, 1:08 left)

**Individual Leaders**

Rushing—Rowan: Frabasile, 54 yards on 20 carries; Montclair St.: Lewis, 59 yards on 16 carries.

Passing—Rowan: Warker, 16 of 22 for 168 yards; Montclair St.: Ed Collins, 11 of 35 for 153 yards.

Receiving—Rowan: Sadowski, 5 catches for 54 yards, and Scott Lipford, 5 catches for 51 yards; Montclair St.: John Rodriguez, 5 catches for 104 yards, and Rashon Moore, 4 catches for 48 yards.

**CLEMENS STADIUM, COLLEGEVILLE, MINNESOTA; DECEMBER 4**

	Pacific Lutheran	St. John's (Minn.)
First Downs .....	10	11
Rushing Yardage .....	158	139
Passing Yardage .....	72	46
Passes (Comp.-Att.-Int.) .....	9-18-2	4-15-1
Punts (Number-Average) .....	5-36.0	5-43.2
Fumbles (Number-Lost) .....	1-0	3-3
Penalties (Number-Yards) ..	6-45	2-20
Wis.-Eau Claire .....	0 6 0	13-19
St. John's (Minn.) .....	3 6 0	0-9

**First Quarter**

St. John's (Minn.)—Joe Rotondi 21 field goal (58 yards in 9 plays, 6:57 left)

**Second Quarter**

St. John's (Minn.)—Chris Moore 3 run (run failed) (35 yards in 10 plays, 11:33 left)

Pacific Lutheran—Jacob Croft 4 run (kick blocked) (48 yards in 9 plays, 2:33 left)

**Fourth Quarter**

Pacific Lutheran—Kyle Brown 18 pass from Chad Johnson (run failed) (13 yards in 2 plays, 11:13 left)

Pacific Lutheran—Anthony Hicks 3 run (Scott Sarrenson kick) (80 yards in 8 plays, 4:39 left)

**Individual Leaders**

Rushing—Pacific Lutheran: Hicks, 141 yards on 17 carries; St. John's (Minn.): Moore, 87 yards on 29 carries.

Passing—Pacific Lutheran: Johnson, 9 of 18 for 72 yards; St. John's (Minn.): Corey Stanger, 4 of 15 for 46 yards.

Receiving—Pacific Lutheran: Brown, 4 catches for 45 yards, and Todd McDevitt, 1 catch for 13 yards; St. John's (Minn.): Nathan Kirschner, 2 catches for 40 yards, and Ben Sieben, 2 catches for 6 yards.

**E.M. STEVENS STADIUM, SAN ANTONIO, TEXAS; DECEMBER 4**

	Hardin-Simmons	Trinity (Tex.)
First Downs .....	28	20
Rushing Yardage .....	278	51
Passing Yardage .....	275	389
Passes (Comp.-Att.-Int.) .....	21-42-4	18-39-2
Punts (Number-Average) .....	3-45.0	6-32.2
Fumbles (Number-Lost) .....	3-3	2-0
Penalties (Number-Yards) ..	9-70	11-121
Hardin-Simmons .....	3 7 13	10-33
Trinity (Tex.) .....	13 17 10	0-40

**First Quarter**

Hardin-Simmons—Mark Smith 42 field goal (8 yards in 4 plays, 11:22 left)

Trinity (Tex.)—Bo Edwards 3 pass from Michael Burton (Chris Ulmo kick) (41 yards in 5 plays, 3:54 left)

Trinity (Tex.)—Andy Peoples 84 fumble return (kick failed) (1:17 left)

**Second Quarter**

Hardin-Simmons—Paxton Hurst 2 run (Smith kick) (75 yards in 10 plays, 11:37 left)

Trinity (Tex.)—Canaan Factor 22 pass from Burton (Ulmo kick) (66 yards in 5 plays, 9:26 left)  
 Trinity (Tex.)—Ulmo 44 field goal (59 yards in 7 plays, 4:48 left)  
 Trinity (Tex.)—Burton 1 run (Ulmo kick) (1 yard in 2 plays, 0:37 left)

**Third Quarter**

Hardin-Simmons—Kirk Rogers 62 run (Smith kick) (75 yards in 5 plays, 13:04 left)  
 Trinity (Tex.)—Ulmo 25 field goal (58 yards in 11 plays, 9:28 left)  
 Trinity (Tex.)—Damond Garza 80 pass from Burton (Ulmo kick) (80 yards in 5 plays, 2:10 left)  
 Hardin-Simmons—Rogers 36 pass from Brad Boyd (run failed) (89 yards in 6 plays, 0:56 left)

**Fourth Quarter**

Hardin-Simmons—Corbett Boone 25 interception return (Smith kick) (14:48 left)  
 Hardin-Simmons—Smith 37 field goal (27 yards in 7 plays, 4:50 left)

**Individual Leaders**

Rushing—Hardin-Simmons: Patrick Baca, 119 yards on 15 carries; Trinity (Tex.): Garza, 29 yards on 16 carries.  
 Passing—Hardin-Simmons: Boyd, 21 of 42 for 275 yards; Trinity (Tex.): Burton, 18 of 39 yards for 389 yards.  
 Receiving—Hardin-Simmons: Barry Donham, 8 catches for 65 yards, and Rogers, 6 catches for 138 yards; Trinity (Tex.): Edwards, 8 catches for 156 yards, and Garza, 4 catches for 101 yards.

**SEMIFINALS**

**MOUNT UNION STADIUM, ALLIANCE, OHIO; DECEMBER 11**

	Rowan	Mount Union
First Downs .....	23	22
Rushing Yardage .....	220	108
Passing Yardage .....	186	230
Passes (Comp.-Att.-Int.) .....	17-27-0	20-36-1
Punts (Number-Average) .....	5-37.6	5-30.0
Fumbles (Number-Lost) .....	1-0	1-1
Penalties (Number-Yards) ..	8-88	4-61
Rowan .....	3 11 3 0 7-24	
Mount Union .....	7 0 7 3 0-17	

**First Quarter**

Mount Union—Rob Sondles 13 pass from Gary Smeck (Rodney Chenos kick) (92 yards in 8 plays, 7:06 left)  
 Rowan—Nick Frade 20 field goal (63 yards in 9 plays, 3:43 left)

**Second Quarter**

Rowan—Frade 40 field goal (-3 yards in 5 plays, 6:29 left)  
 Rowan—Tim Watson 33 fumble return (Scott Lipford pass from Frade) (0:45 left)

**Third Quarter**

Mount Union—Chuck Moore 15 pass from Smeck

(Chenos kick) (63 yards in 8 plays, 8:32 left)  
 Rowan—Frade 33 field goal (51 yards in 9 plays, 3:42 left)

**Fourth Quarter**

Mount Union—Chenos 32 field goal (50 yards in 14 plays, 13:43 left)

**Overtime**

Rowan—Jason Frabasile 7 run (Frade kick) (25 yards in 4 plays)

**Individual Leaders**

Rushing—Rowan: Frabasile, 147 yards on 24 carries; Mount Union: Moore, 116 yards on 21 carries.  
 Passing—Rowan: Mike Warker, 17 of 27 for 186 yards; Mount Union: Smeck, 20 of 36 for 230 yards.  
 Receiving—Rowan: Lipford, 9 catches for 104 yards, and Taman Bryant, 3 catches for 40 yards; Mount Union: Adam Marino, 7 catches for 109 yards, and Sondles, 3 catches for 41 yards.

**E.M. STEVENS STADIUM, SAN ANTONIO, TEXAS; DECEMBER 11**

	Pacific Lutheran	Trinity (Tex.)
First Downs .....	21	27
Rushing Yardage .....	206	2
Passing Yardage .....	235	437
Passes (Comp.-Att.-Int.) .....	16-22-1	39-58-1
Punts (Number-Average) .....	3-39.7	3-34.3
Fumbles (Number-Lost) .....	2-1	4-3
Penalties (Number-Yards) ..	2-10	2-7
Pacific Lutheran .....	14 14 14	7-49
Trinity (Tex.) .....	6 15 0	7-28

**First Quarter**

Pacific Lutheran—Chad Johnson 6 run (Scott Sarrenson kick) (78 yards in 11 plays, 9:34 left)  
 Pacific Lutheran—Jess Nelson 6 pass from Johnson (Sarrenson kick) (41 yards in 8 plays, 4:57 left)  
 Trinity (Tex.)—Adam Coffman 50 pass from Michael Burton (run failed) (64 yards in 5 plays, 3:20 left)

**Second Quarter**

Pacific Lutheran—Anthony Hicks 1 run (Sarrenson kick) (72 yards in 6 plays, 9:32 left)  
 Pacific Lutheran—Jacob Croft 4 run (Sarrenson kick) (4 yards in 1 play, 6:06 left)  
 Trinity (Tex.)—Canaan Factor 35 pass from Burton (Matt Milligan pass from Burton) (80 yards in 9 plays, 2:58 left)

Trinity (Tex.)—Factor 7 pass from Burton (Chris Ulmo kick) (50 yards in 5 plays, 0:41 left)

**Third Quarter**

Pacific Lutheran—Hicks 9 run (Sarrenson kick) (30 yards in 3 plays, 8:50 left)  
 Pacific Lutheran—Hicks 1 run (Sarrenson kick) (37 yards in 3 plays, 5:22 left)

**Fourth Quarter**

Trinity (Tex.)—Milligan 4 pass from Burton (Ulmo kick) (65 yards in 18 plays, 13:18 left)  
 Pacific Lutheran—Hicks 8 run (Sarrenson kick) (68 yards in 5 plays, 10:34 left)

**Individual Leaders**

Rushing—Pacific Lutheran: Hicks, 92 yards on 18 carries; Trinity (Tex.): Damond Garza, 53 yards on 13 carries.  
 Passing—Pacific Lutheran: Johnson, 16 of 22 for 235 yards; Trinity (Tex.): Burton, 39 of 57 for 437 yards.  
 Receiving—Pacific Lutheran: Hicks, 5 catches for 83 yards, and Kyle Brown, 3 catches for 48 yards; Trinity (Tex.): Coffman, 9 catches for 126 yards, and Bo Edwards, 9 catches for 93 yards.

**CHAMPIONSHIP**

**SALEM STADIUM, SALEM, VIRGINIA; DECEMBER 18**

	Rowan	Pacific Lutheran
First Downs .....	15	20
Rushing Yardage .....	-63	120
Passing Yardage .....	264	276
Passes (Comp.-Att.-Int.) .....	26-46-2	18-28-0
Punts (Number-Average) .....	6-31.0	5-32.2
Fumbles (Number-Lost) .....	3-2	3-1
Penalties (Number-Yards) ..	9-70	4-35
Rowan .....	7 0 6	0-13
Pacific Lutheran .....	14 13 8	7-42

**First Quarter**

Pacific Lutheran—Todd McDevitt 31 pass from Chad Johnson (Scott Sarrenson kick) (31 yards in 1 play, 12:53 left)  
 Rowan—Mike Warker 1 run (Nick Frade kick) (78 yards in 9 plays, 2:10 left)  
 Pacific Lutheran—Anthony Hicks 1 run (Sarrenson kick) (75 yards in 5 plays, 0:26 left)

**Second Quarter**

Pacific Lutheran—Kevin Lint 5 run (Sarrenson kick) (59 yards in 10 plays, 10:12 left)  
 Pacific Lutheran—Johnson 1 run (kick blocked) (41 yards in 3 plays, 1:05 left)

**Third Quarter**

Pacific Lutheran—McDevitt 13 pass from Johnson (Jess Nelson pass from Johnson) (13 yards in 3 plays, 14:27 left)  
 Rowan—Taman Bryant 26 pass from Warker (kick blocked) (47 yards in 8 plays, 10:32 left)

**Fourth Quarter**

Pacific Lutheran—Hicks 20 run (Sarrenson kick) (39 yards in 6 plays, 2:18 left)

**Individual Leaders**

Rushing—Rowan: Antwine Simmons, 3 yards on 1 carry; Pacific Lutheran: Hicks, 73 yards on 22 carries.  
 Passing—Rowan: Warker, 26 of 46 for 264 yards; Pacific Lutheran: Johnson, 18 of 28 for 276 yards.  
 Receiving—Rowan: Bryant, 13 catches for 141 yards, and Scott Lipford, 8 catches for 94 yards; Pacific Lutheran: Hicks, 4 catches for 78 yards, and McDevitt, 4 catches for 63 yards.

# History

## Team Results

Year	Champion (Record)	Coach	Score	Runner-Up	Site	Championship Game Attendance	Championship Total Attendance
1973	Wittenberg (12-0)	Dave Maurer	41- 0	Juniata	Phenix City, Ala.	—	—
1974	Central (Iowa) (11-0)	Ron Schipper	10- 8	Ithaca	Phenix City, Ala.	—	—
1975	Wittenberg (12-1)	Dave Maurer	28- 0	Ithaca	Phenix City, Ala.	6,000	17,557
1976	St. John's (Minn.) (10-0-1)	John Gagliardi	31-28	Towson	Phenix City, Ala.	7,214	13,995
1977	Widener (11-1)	Bill Manlove	39-36	Wabash	Phenix City, Ala.	7,852	16,069
1978	Baldwin-Wallace (11-0-1)	Lee Tressel	24-10	Wittenberg	Phenix City, Ala.	7,500	19,098
1979	Ithaca (11-2)	Jim Butterfield	14-10	Wittenberg	Phenix City, Ala.	6,500	20,988
1980	Dayton (14-0)	Rick Carter	63- 0	Ithaca	Phenix City, Ala.	8,701	20,031
1981	Widener (13-0)	Bill Manlove	17-10	Dayton	Phenix City, Ala.	6,100	26,142
1982	West Ga. (12-0)	Bobby Pate	14- 0	Augustana (Ill.)	Phenix City, Ala.	9,000	28,447
1983	Augustana (Ill.) (12-0)	Bob Reade	21-17	Union (N.Y.)	Kings Island, Ohio	3,800	19,763
1984	Augustana (Ill.) (12-0)	Bob Reade	21-12	Central (Iowa)	Kings Island, Ohio	2,300	21,284
1985	Augustana (Ill.) (13-0)	Bob Reade	20- 7	Ithaca	Phenix City, Ala.	1,879	32,108
1986	Augustana (Ill.) (12-0-1)	Bob Reade	31- 3	Salisbury St.	Phenix City, Ala.	2,000	35,647
1987	Wagner (13-1)	Walt Hameline	19- 3	Dayton	Phenix City, Ala.	4,000	39,045
1988	Ithaca (13-1)	Jim Butterfield	39-24	Central (Iowa)	Phenix City, Ala.	4,000	36,609
1989	Dayton (13-0-1)	Mike Kelly	17- 7	Union (N.Y.)	Phenix City, Ala.	3,500	32,239
1990	Allegheny (13-0-1)	Ken O'Keefe	21-14 (ot)	Lycoming	Bradenton, Fla.	4,800	37,107
1991	Ithaca (12-1)	Jim Butterfield	34-20	Dayton	Bradenton, Fla.	5,469	33,460
1992	Wis.-La Crosse (12-0-1)	Roger Harring	16-12	Wash. & Jeff.	Bradenton, Fla.	5,329	27,785
1993	Mount Union (14-0)	Larry Kehres	34-24	Rowan	Salem, Va.	7,304	33,774
1994	Albion (13-0)	Pete Schmidt	38-15	Wash. & Jeff.	Salem, Va.	7,168	58,237
1995	Wis.-La Crosse (14-0)	Roger Harring	36- 7	Rowan	Salem, Va.	4,905	29,184
1996	Mount Union (14-0)	Larry Kehres	56-24	Rowan	Salem, Va.	5,048	26,166
1997	Mount Union (14-0)	Larry Kehres	61-12	Lycoming	Salem, Va.	5,777	23,549
1998	Mount Union (14-0)	Larry Kehres	44-24	Rowan	Salem, Va.	5,145	36,753
1999	Pacific Lutheran (13-1)	Frosty Westering	42-13	Rowan	Salem, Va.	4,101	—

## Regional Championship Results

### EAST (KNUTE ROCKNE BOWL)

Year	Champion	Coach	Score	Runner-Up	Site	Attendance
1969	Randolph-Macon	Ted Keller	47-28	Bridgeport	Bridgeport, Conn.	—
1970	Montclair St.	Clary Anderson	7- 6	Hampden-Sydney	Atlantic City, N.J.	—
1971	Bridgeport	Ed Farrell	17-12	Hampden-Sydney	Atlantic City, N.J.	—
1972	Bridgeport	Ed Farrell	27-22	Slippery Rock	Atlantic City, N.J.	—

### WEST (AMOS ALONZO STAGG BOWL)

1969	Wittenberg	Dave Maurer	27-21	William Jewell	Springfield, Ohio	—
1970	Capital	Gene Slaughter	34-21	Luther	Columbus, Ohio	—
1971	Vacated		20-10	Ohio Wesleyan	Phenix City, Ala.	—
1972	Heidelberg	Pete Riesen	28-16	Fort Valley St.	Phenix City, Ala.	—



## Individual Records

### GAME

#### NET YARDS RUSHING

389—Ricky Gales, Simpson (35) vs. St. John's (Minn.) (42), 11-18-89.

#### RUSHES ATTEMPTED

51—Ricky Gales, Simpson (35) vs. St. John's (Minn.) (42), 11-18-89.

#### TOUCHDOWNS BY RUSHING

5—Jeff Norman, St. John's (Minn.) (46) vs. Augustana (Ill.) (7), 11-20-76; Mike Coppa, Salisbury St. (44) vs. Ithaca (40), 12-6-86; Paul Parker, Ithaca (62) vs. Ferrum (28), 12-3-88; Kevin Hofacre, Dayton (35) vs. John Carroll (10), 11-18-89.

#### NET YARDS PASSING

584—Bill Borchert, Mount Union (52) vs. Hanover (18), 11-18-95.

#### PASSES ATTEMPTED

67—Vic Ameye, Widener (27) vs. Lycoming (31), 11-18-95; Terry Peebles, Hanover (18) vs. Mount Union (52), 11-18-95.

#### PASSES COMPLETED

39—Michael Burton, Trinity (Tex.) (28) vs. Pacific Lutheran (49), 12-11-99.

#### PASSES INTERCEPTED

7—Rick Steil, Dubuque (7) vs. Ithaca (27), 11-17-79.

#### TOUCHDOWN PASSES

8—Jim Ballard, Mount Union (56) vs. St. John's (Minn.) (8), 12-4-93.

#### COMPLETION PERCENTAGE (Min. 10 Attempts)

.900—Robb Disbennett, Salisbury St. (16) vs. Carnegie Mellon (14), 11-19-83 (18 of 20).

#### NET YARDS RUSHING AND PASSING

595—Bill Borchert, Mount Union (52) vs. Hanover (18), 11-18-95 (11 rushing, 584 passing).

#### RUSHING AND PASSING PLAYS

77—Terry Peebles, Hanover (18) vs. Mount Union (52), 11-18-95 (10 rushing, 67 passing).

#### PUNTING AVERAGE (Min. 3 Punts)

48.6—Phil Macken, Minn.-Morris (25) vs. Carnegie Mellon (31), 11-17-79 (7 for 340).

#### PUNTS

14—Tim Flynn, Gettysburg (14) vs. Lycoming (10), 11-23-85.

#### RECEPTIONS

17—Jeff Clay, Catholic (33) vs. Trinity (Tex.) (44), 11-22-97.

#### NET YARDS RECEIVING

265—Todd Zufra, Mount Union (52) vs. Hanover (18), 11-18-95 (16 catches).

#### TOUCHDOWN RECEPTIONS

4—Kirk Liesimer, Ill. Wesleyan (27) vs. Mount Union (49), 11-28-92; Rob Atwood, Mount Union (56) vs. St. John's (Minn.) (8), 12-4-93.

#### INTERCEPTIONS

3—John Bertino, Ithaca (27) vs. Dubuque (7), 11-17-79; Troy Westerman, Augustana (Ill.) (23) vs. Union (N.Y.) (6), 11-24-84; Mike Gray, Augustana (Ill.) (23) vs. Union (N.Y.) (6), 11-24-84; Rich Samuelson, Union (N.Y.) (17) vs. Ithaca (24) (ot), 11-22-86; Mike Gray, Augustana (Ill.) (31) vs. Salisbury St. (3), 12-13-86; Tom Knapp, Ithaca (39) vs. Central (Iowa) (24), 12-10-88; Bill Luetite, Rowan (37) vs. Wm. Paterson (0), 11-27-93; David Lefere, Albion (19) vs. St. John's (Minn.) (16), 12-3-94; Amell Palmer, Rowan (28) vs. Wash. & Jeff. (15), 12-2-95; Logan Ramirez, Trinity (Tex.) (40) vs. Hardin-Simmons (33), 12-4-99.

#### YARDS GAINED ON INTERCEPTION RETURNS

158—Beau LaBore, St. John's (Minn.) (23) vs. Wis.-Stevens Point (10), 11-20-99 (2 interceptions).

#### YARDS GAINED ON PUNT RETURNS

140—David Ziegler, John Carroll (30) vs. Hanover (20), 11-22-97.

#### YARDS GAINED ON KICKOFF RETURNS

197—Jeremy Unerfl, Wis.-La Crosse (17) vs. Central (Iowa) (38), 11-20-99.

#### POINTS

36—Mike Coppa, Salisbury St. (44) vs. Ithaca (40), 12-6-86.

#### TOUCHDOWNS

6—Mike Coppa, Salisbury St. (44) vs. Ithaca (40), 12-6-86.

#### EXTRA POINTS

9—Tim Robinson, Baldwin-Wallace (71) vs. St. Lawrence (7), 11-18-78.

### TOURNAMENT

#### NET YARDS RUSHING

882—Chris Babirad, Wash. & Jeff., 1992 (285 vs. Lycoming, 286 vs. Emory & Henry, 207 vs. Rowan, 104 vs. Wis.-La Crosse).

#### RUSHES ATTEMPTED

129—Chris Babirad, Wash. & Jeff., 1992 (37 vs. Lycoming, 31 vs. Emory & Henry, 36 vs. Rowan, 25 vs. Wis.-La Crosse).

#### NET YARDS PASSING

1,402—Bill Borchert, Mount Union, 1997 (317 vs. Allegheny, 278 vs. John Carroll, 396 vs. Simpson, 411 vs. Lycoming).

#### PASSES ATTEMPTED

152—Gary Smeck, Mount Union, 1998 (39 vs. Albion, 43 vs. Wittenberg, 36 vs. Trinity [Tex.], 34 vs. Rowan).

#### PASSES COMPLETED

99—Gary Smeck, Mount Union, 1998 (30 vs. Albion, 29 vs. Wittenberg, 21 vs. Trinity [Tex.], 19 vs. Rowan).

#### PASSES INTERCEPTED

9—Rollie Wiebers, Buena Vista, 1976 (4 vs. Carroll [Wis.], 5 vs. St. John's [Minn.]).

#### TOUCHDOWN PASSES

17—Jim Ballard, Mount Union, 1993 (5 vs. Allegheny, 1 vs. Albion, 8 vs. St. John's [Minn.], 3 vs. Rowan); Bill Borchert, Mount Union, 1996 (4 vs. Allegheny, 3 vs. Ill. Wesleyan, 3 vs. Wis.-La Crosse, 7 vs. Rowan).

#### COMPLETION PERCENTAGE (Min. 2 Games)

.676—Bill Borchert, Mount Union, 1994, 46 of 68 (23-34 vs. Allegheny, 23-34 vs. Albion).

#### RECEPTIONS

39—Nick Ismailoff, Ithaca, 1991 (12 vs. Rowan, 6 vs. Union [N.Y.], 11 vs. Susquehanna, 10 vs. Dayton).

#### NET YARDS RECEIVING

599—Nick Ismailoff, Ithaca, 1991 (179 vs. Rowan, 122 vs. Union [N.Y.], 105 vs. Susquehanna, 193 vs. Dayton).

#### TOUCHDOWN RECEPTIONS

6—Rob Atwood, Mount Union, 1993 (0 vs. Allegheny, 0 vs. Albion, 4 vs. St. John's [Minn.], 2 vs. Rowan); Chris Begley, Wash. & Jeff., 1995 (3 vs. Emory & Henry, 2 vs. Lycoming, 1 vs. Rowan); Adam Marino, Mount Union, 1998 (1 vs. Albion, 2 vs. Wittenberg, 3 vs. Trinity [Tex.], 0 vs. Rowan); Kirk Rogers, Hardin-Simmons, 1999 (2 vs. Washington [Mo.], 3 vs. Wash. & Jeff., 1 vs. Trinity [Tex.]).

#### POINTS

66—Anthony Hicks, Pacific Lutheran, 1999 (24 vs. Warburg, 6 vs. St. John's [Minn.], 24 vs. Trinity [Tex.], 12 vs. Rowan).

#### TOUCHDOWNS

11—Anthony Hicks, Pacific Lutheran, 1999 (4 vs. Warburg, 1 vs. St. John's [Minn.], 4 vs. Trinity [Tex.], 2 vs. Rowan).

### LONGEST PLAYS

#### RUSH

93—Rick Papke, Augustana (Ill.) (17) vs. Central (Iowa) (23), 12-3-88, TD.

#### PASS (Including Run)

96—Mark Blom to Tom McDonald, Central (Iowa) (37) vs. Buena Vista (0), 11-22-86, TD.

### FIELD GOAL

52—Rod Vestling, St. Lawrence (43) vs. Wagner (34), 11-20-82.

### PUNT

79—Tom Hansen, Ithaca (3) vs. Wittenberg (6), 11-18-78.

### PUNT RETURN

84—David Ziegler, John Carroll (30) vs. Hanover (20), 11-22-97, TD.

### KICKOFF RETURN

100—Tom Deery, Widener (23) vs. Montclair St. (12), 11-30-81, TD.

### INTERCEPTION RETURN

100—Jay Zunic, Ithaca (31) vs. Rowan (10), 11-23-91, TD.

### FUMBLE RETURN

95—Clinton Tabb, Rowan (42) vs. Montclair St. (13), 12-4-99, TD.

## Team Records

### GAME

#### FIRST DOWNS

40—Mount Union (52) vs. Hanover (18), 11-18-95.

#### FIRST DOWNS BY RUSHING

30—Central (Iowa) (71) vs. Occidental (0), 12-7-85.

#### FIRST DOWNS BY PASSING

34—Mount Union (52) vs. Hanover (18), 11-18-95.

#### NET YARDS RUSHING

530—St. John's (Minn.) (46) vs. Augustana (Ill.) (7), 11-20-76.

#### RUSHES ATTEMPTED

83—Baldwin-Wallace (31) vs. Carnegie Mellon (6), 11-25-78; Augustana (Ill.) (33) vs. Mount Union (42), 11-27-99.

#### NET YARDS PASSING

614—Mount Union (52) vs. Hanover (18), 11-18-95.

#### PASSES ATTEMPTED

67—Hanover (18) vs. Mount Union (52), 11-18-95; Widener (27) vs. Lycoming (31), 11-18-95.

#### PASSES COMPLETED

39—Mount Union (52) vs. Hanover (18), 11-18-95; Trinity (Tex.) (28) vs. Pacific Lutheran (49), 12-11-99.

#### PASSES INTERCEPTED

9—Dubuque (7) vs. Ithaca (27), 11-17-79.

#### COMPLETION PERCENTAGE (Min. 10 Attempts)

.857—Salisbury St. (16) vs. Carnegie Mellon (14), 11-19-83 (18 of 21).

#### NET YARDS RUSHING AND PASSING

773—Mount Union (52) vs. Hanover (18), 11-18-95 (159 rushing, 614 passing).

#### RUSHING AND PASSING PLAYS

101—Union (N.Y.) (45) vs. Montclair St. (6), 11-25-89 (63 rushing, 38 passing).

#### PUNTING AVERAGE

48.6—Minn.-Morris (25) vs. Carnegie Mellon (31), 11-17-79 (7 for 340).

#### PUNTS

14—Gettysburg (14) vs. Lycoming (10), 11-23-85.

#### YARDS GAINED ON INTERCEPTION RETURNS

176—Augustana (Ill.) (14) vs. St. Lawrence (0), 11-27-82.

#### YARDS GAINED ON PUNT RETURNS

140—John Carroll (30) vs. Hanover (20), 11-22-97.

#### YARDS GAINED ON KICKOFF RETURNS

234—Ithaca (40) vs. Salisbury St. (44), 12-6-86.

#### YARDS PENALIZED

166—Ferrum (49) vs. Moravian (28), 11-26-88.

**FUMBLES LOST**

6—Albright (7) vs. St. Lawrence (26), 11-20-76; St. John's (Minn.) (7) vs. Dayton (19), 12-7-91.

**POINTS**

75—St. John's (Minn.) vs. Coe (2), 11-23-91.

**TOURNAMENT**

**FIRST DOWNS**

112—Mount Union, 1997 (24 vs. Allegheny, 32 vs. John Carroll, 23 vs. Simpson, 33 vs. Lycoming).

**NET YARDS RUSHING**

1,377—Ithaca, 1988 (251 vs. Wagner, 293 vs. Cortland St., 425 vs. Ferrum, 408 vs. Central [Iowa]).

**NET YARDS PASSING**

1,441—Mount Union, 1997 (317 vs. Allegheny, 289

vs. John Carroll, 396 vs. Simpson, 439 vs. Lycoming).

**NET YARDS RUSHING AND PASSING**

2,470—Mount Union, 1997 (528 vs. Allegheny, 601 vs. John Carroll, 644 vs. Simpson, 697 vs. Lycoming).

**PASSES ATTEMPTED**

152—Mount Union, 1998 (39 vs. Albion, 43 vs. Wittenberg, 36 vs. Trinity [Tex.], 34 vs. Rowan).

**PASSES COMPLETED**

99—Mount Union, 1998 (30 vs. Albion, 29 vs. Wittenberg, 21 vs. Trinity [Tex.], 19 vs. Rowan).

**PASSES INTERCEPTED**

11—Hofstra, 1990 (5 vs. Cortland St., 3 vs. Col. of New Jersey, 3 vs. Lycoming).

**PUNTS**

30—Central (Iowa), 1988 (12 vs. Concordia-M'head, 8 vs. Wis.-Whitewater, 5 vs. Augustana [Ill.], 5 vs. Ithaca).

**YARDS PENALIZED**

331—Wagner, 1987 (61 vs. Rochester, 80 vs. Fordham, 87 vs. Emory & Henry, 103 vs. Dayton).

**FUMBLES LOST**

10—Wittenberg, 1978 (4 vs. Ithaca, 2 vs. Minn.-Morris, 4 vs. Baldwin-Wallace); Rowan, 1995 (2 vs. Buffalo St., 4 vs. Union [N.Y.], 2 vs. Wash. & Jeff., 2 vs. Wis.-La Crosse).

**POINTS**

208—Mount Union, 1997 (34 vs. Allegheny, 59 vs. John Carroll, 54 vs. Simpson, 61 vs. Lycoming).

**Won-Lost Records in Tournament Play**

**Team (Years Participated)**

Team (Years Participated)	Yrs.	Won	Lost	Pct.	1st	2nd
Adrian (1983-88)						
Albany (N.Y.) (1977)						
Albion (1977-85-91-93-94-96-98)	7	5	6	.455	1	0
Albright (1975-76-96)						
Alfred (1981)						
Allegheny (1987-90-91-93-94-96-97)	7	5	6	.455	1	0
Alma (1999)						
Anderson (Ind.) (1993)						
Augsburg (1997)						
Augustana (Ill.) (1976-81-82-83-84-85-86-87-88-89-90-94-99)	13	20	9	.690	4	1
Aurora (1992)						
Baldwin-Wallace (1978-79-80-82-91)	5	3	4	.429	1	0
Bethany (W.Va.) (1980)						
Bishop (1982)						
Bridgeport (1973)						
Bri'water (Mass.) (1999)						
Buena Vista (1976-86)						
Buffalo St. (1992-93-94-95-96-98-99)	7	2	7	.222	0	0
C. W. Post (1976)						
Capital (1987)						
Carleton (1992)						
Carnegie Mellon (1978-79-83-85-90)	5	2	5	.286	0	0
Carroll (Wis.) (1976)						
Catholic (1997-98-99)						
Central (Iowa) (1974-77-84-85-86-87-88-89-90-92-94-95-98-99)	14	17	13	.567	1	2
Coast Guard (1996-97)						
Coe (1985-91-93)						
Colorado Col. (1975)						
Concordia-M'head (1986-88-95-97)	4	2	4	.667	0	0
Cortland St. (1988-89-90-97)	4	1	4	.200	0	0
Dayton (1978-80-81-84-86-87-88-89-90-91-92)	11	16	9	.640	2	3
Denison (1985)						
Dickinson (1989-91-94)						
Dubuque (1979-80)						
Emory & Henry (1986-87-92-95)	4	3	4	.429	0	0
Evansville (1974)						
Ferrum (1987-88-89-90)						
Fordham (1987)						
Fort Valley St. (1975)						
Frostburg St. (1993)						
Gettysburg (1985)						
Gust. Adolphus (1987)						
Hampden-Sydney (1977)						
Hanover (1995-97-99)						
Hardin-Simmons (1999)						
Hiram (1987)						
Hofstra (1983-86-87-88-89-90)	6	2	6	.250	0	0
Hope (1986)						
Ill. Wesleyan (1992-96)						
Indianapolis (1975)						
Ithaca (1974-75-78-79-80-85-86-88-90-91-92-94)	12	23	9	.719	3	4
John Carroll (1989-97)						
Juniata (1973)						
La Verne (1994)						
Lawrence (1981)						
Lycoming (1985-89-90-91-92-95-96-97-98-99)	10	12	10	.545	0	2
Mass.-Lowell (1991)						
Menlo (1987)						
Merchant Marine (1994)						
Millersville (1979)						

Team (Years Participated)	Yrs.	Won	Lost	Pct.	1st	2nd
Millikin (1989-98) .....						
Millsaps (1975) .....						
Minn.-Morris (1977-78-79-80-81) .....	5	3	5	.375	0	0
Montclair St. (1981-85-86-89-99) .....	5	6	5	.545	0	0
Moravian (1988-93) .....						
Mount Union (1985-86-90-92-93-94-95-96-97-98-99) .....	11	25	7	.781	4	0
Col. of New Jersey (1990-96-97-98) ...	4	3	4	.429	0	0
Occidental (1983-84-85) .....						
Ohio Northern (1999) .....						
Pacific Lutheran (1998-99) .....						
Plymouth St. (1984-94-95) .....						
Randolph-Macon (1984) .....						
Redlands (1990-92) .....						
Rensselaer (1999) .....						
Rhodes (1988) .....						
Rochester (1987) .....						
Rowan (1991-92-93-95-96-97-98-99) ..	8	20	8	.714	0	5
St. John's (Minn.) (1976-77-85-87-89-91-93-94-96-98-99) .....	11	16	10	.615	1	0
St. Lawrence (1976-78-82) .....	3	2	3	.400	0	0
St. Norbert (1989-99) .....						
St. Olaf (1978) .....						
St. Thomas (Minn.) (1990) .....						
Salisbury St. (1983-85-86) .....						
San Diego (1973) .....						
Simpson (1988-89-91-96-97) .....	5	2	5	.286	0	0
Slippery Rock (1974) .....						
Springfield (1998) .....						
Susquehanna (1986-91) .....						
Thomas More (1992) .....						
Towson (1976) .....						
Trinity (Tex.) (1994-97-98-99) .....	4	5	4	.556	0	0
Union (N.Y.) (1983-84-85-86-89-91-93-95) .....	8	8	8	.500	0	2
Ursinus (1996-99) .....						
Wabash (1977) .....						
Wagner (1980-82-87-88) .....						
Wartburg (1982-93-94-99) .....	4	1	4	.200	0	0
Washington (Mo.) (1999) .....						
Wash. & Jeff. (1984-86-87-89-90-91-92-93-94-95-96-99) .....	12	14	12	.538	0	2
West Ga. (1981-82) .....						
Western Conn. St. (1985-99) .....	2	0	2	.000	0	0
Western Md. (1997-98-99) .....	3	1	3	.250	0	0
Wheaton (Ill.) (1995) .....						
Widener (1975-77-79-80-81-82-88-94-95) .....	9	10	7	.588	2	0
Wilkes (1993) .....						
Wm. Paterson (1993) .....						
Willamette (1999) .....						
Wis.-Eau Claire (1998) .....						
Wis.-La Crosse (1983-91-92-93-95-96-99) .....	7	13	5	.722	2	0
Wis.-River Falls (1995-96) .....						
Wis.-Stevens Point (1986-99) .....	2	0	2	.000	0	0
Wis.-Whitewater (1988-90-97) .....	3	1	3	.250	0	0
Wittenberg (1973-75-78-79-88-95-98-99) .....	8	12	6	.667	2	2
Worcester Tech (1992) .....						

## All-Time Results

**1973 Semifinals:** Juniata 35, Bridgeport 14; Wittenberg 21, San Diego 14. **Championship:** Wittenberg 41, Juniata 0.

**1974 Semifinals:** Central (Iowa) 17, Evansville 16; Ithaca 27, Slippery Rock 14. **Championship:** Central (Iowa) 10, Ithaca 8.

**1975 First Round:** Widener 14, Albright 6; Ithaca 41, Fort Valley St. 12; Wittenberg 17, Indianapolis 13; Millsaps 28, Colorado Col. 21. **Semifinals:** Ithaca 23, Widener 14; Wittenberg 55, Millsaps 22. **Championship:** Wittenberg 28, Ithaca 0.

**1976 First Round:** St. John's (Minn.) 46, Augustana (Ill.) 7; Buena Vista 20, Carroll (Wis.) 14 (ot); St. Lawrence 26, Albright 7; Towson 14, C. W. Post 10. **Semifinals:** St. John's (Minn.) 61, Buena Vista 0; Towson 38, St. Lawrence 36. **Championship:** St. John's (Minn.) 31, Towson 28.

**1977 First Round:** Minn.-Morris 13, Albion 10; Wabash 20, St. John's (Minn.) 9; Widener 19, Central (Iowa) 0; Albany (N.Y.) 51, Hampden-Sydney 45. **Semifinals:** Wabash 37, Minn.-Morris 21; Widener 33, Albany (N.Y.) 15. **Championship:** Widener 39, Wabash 36.

**1978 First Round:** Minn.-Morris 23, St. Olaf 10; Wittenberg 6, Ithaca 3; Carnegie Mellon 24, Dayton 21; Baldwin-Wallace 71, St. Lawrence 7. **Semifinals:** Wittenberg 35, Minn.-Morris 14; Baldwin-Wallace 31, Carnegie Mellon 6. **Championship:** Baldwin-Wallace 24, Wittenberg 10.

**1979 First Round:** Wittenberg 21, Millersville 14; Widener 29, Baldwin-Wallace 8; Carnegie Mellon 31, Minn.-Morris 25; Ithaca 27, Dubuque 7. **Semifinals:** Wittenberg 17, Widener 14; Ithaca 15, Carnegie Mellon 6. **Championship:** Ithaca 14, Wittenberg 10.

**1980 First Round:** Ithaca 41, Wagner 13; Minn.-Morris 41, Dubuque 35; Dayton 34, Baldwin-Wallace 0; Widener 43, Bethany (W.Va.) 12. **Semifinals:** Ithaca 36, Minn.-Morris 0; Dayton 28, Widener 24. **Championship:** Dayton 63, Ithaca 0.

**1981 First Round:** Dayton 19, Augustana (Ill.) 7; Lawrence 21, Minn.-Morris 14 (ot); Montclair St. 13, Alfred 12; Widener 10, West Ga. 3. **Semifinals:** Dayton 38, Lawrence 0; Widener 23, Montclair St. 12. **Championship:** Widener 17, Dayton 10.

**1982 First Round:** Augustana (Ill.) 28, Baldwin-Wallace 22; St. Lawrence 43, Wagner 34; Bishop 32, Wartburg 7; West Ga. 31, Widener 24 (3 ot). **Semifinals:** Augustana (Ill.) 14, St. Lawrence 0; West Ga. 27, Bishop 6. **Championship:** West Ga. 14, Augustana (Ill.) 0.

**1983 First Round:** Union (N.Y.) 51, Hofstra 19; Salisbury St. 16, Carnegie Mellon 14; Augustana (Ill.) 22, Adrian 21; Wis.-La Crosse 43, Occidental 42. **Semifinals:** Union (N.Y.) 23, Salisbury St. 21; Augustana (Ill.) 21, Wis.-La Crosse 15. **Championship:** Augustana (Ill.) 21, Union (N.Y.) 17.

**1984 First Round:** Union (N.Y.) 26, Plymouth St. 14; Augustana (Ill.) 14, Dayton 13; Wash. & Jeff. 22, Randolph-Macon 21; Central (Iowa) 23, Occidental 22. **Semifinals:** Augustana (Ill.) 23, Union (N.Y.) 6; Central (Iowa) 20, Wash. & Jeff. 0. **Championship:** Augustana (Ill.) 21, Central (Iowa) 12.

**1985 First Round:** Ithaca 13, Union (N.Y.) 12; Montclair St. 28, Western Conn. St. 0; Salisbury St. 35, Carnegie Mellon 22; Gettysburg 14, Lycoming 10; Augustana (Ill.) 26, Albion 10; Mount Union 35, Denison 3; Central (Iowa) 27, Coe 7; Occidental 28, St. John's (Minn.) 10. **Quarterfinals:** Ithaca 50, Montclair St. 28; Gettysburg 22, Salisbury St. 6; Augustana (Ill.) 21, Mount Union 14; Central (Iowa) 71, Occidental 0. **Semifinals:** Ithaca 34, Gettysburg 0; Augustana (Ill.) 14, Central (Iowa) 7. **Championship:** Augustana (Ill.) 20, Ithaca 7.

**1986 First Round:** Ithaca 24, Union (N.Y.) 17 (ot); Montclair St. 24, Hofstra 21; Susquehanna 28, Wash. &

Jeff. 20; Salisbury St. 34, Emory & Henry 20; Mount Union 42, Dayton 36; Augustana (Ill.) 34, Hope 10; Central (Iowa) 37, Buena Vista 0; Concordia-M'head 24, Wis.-Stevens Point 15. **Quarterfinals:** Ithaca 29, Montclair St. 15; Salisbury St. 31, Susquehanna 17; Augustana (Ill.) 16, Mount Union 7; Concordia-M'head 17, Central (Iowa) 14. **Semifinals:** Salisbury St. 44, Ithaca 40; Augustana (Ill.) 41, Concordia-M'head 7. **Championship:** Augustana (Ill.) 31, Salisbury St. 3.

**1987 First Round:** Wagner 38, Rochester 14; Fordham 41, Hofstra 6; Wash. & Jeff. 23, Allegheny 17 (ot); Emory & Henry 49, Ferrum 7; Dayton 52, Capital 28; Augustana (Ill.) 53, Hiram 0; St. John's (Minn.) 7, Gust. Adolphus 3; Central (Iowa) 17, Menlo 0. **Quarterfinals:** Wagner 21, Fordham 0; Emory & Henry 23, Wash. & Jeff. 16; Dayton 38, Augustana (Ill.) 36; Central (Iowa) 13, St. John's (Minn.) 3. **Semifinals:** Wagner 20, Emory & Henry 15; Dayton 34, Central (Iowa) 0. **Championship:** Wagner 19, Dayton 3.

**1988 Regionals:** Cortland St. 32, Hofstra 27; Ithaca 34, Wagner 31 (ot); Ferrum 34, Rhodes 10; Moravian 17, Widener 7; Wittenberg 35, Dayton 28 (ot); Augustana (Ill.) 25, Adrian 7; Central (Iowa) 7, Concordia-M'head 0; Wis.-Whitewater 29, Simpson 27. **Quarterfinals:** Ithaca 24, Cortland St. 17; Ferrum 49, Moravian 28; Augustana (Ill.) 28, Wittenberg 14; Central (Iowa) 16, Wis.-Whitewater 13. **Semifinals:** Ithaca 62, Ferrum 28; Central (Iowa) 23, Augustana (Ill.) 17 (2 ot). **Championship:** Ithaca 39, Central (Iowa) 24.

**1989 Regionals:** Union (N.Y.) 42, Cortland St. 14; Montclair St. 23, Hofstra 6; Lycoming 21, Dickinson 0; Ferrum 41, Wash. & Jeff. 7; Dayton 35, John Carroll 10; Millikin 21, Augustana (Ill.) 12; Central (Iowa) 55, St. Norbert 7; St. John's (Minn.) 42, Simpson 35. **Quarterfinals:** Union (N.Y.) 45, Montclair St. 6; Ferrum 49, Lycoming 24; Dayton 28, Millikin 16; St. John's (Minn.) 27, Central (Iowa) 24. **Semifinals:** Union (N.Y.) 37, Ferrum 21; Dayton 28, St. John's (Minn.) 0. **Championship:** Dayton 17, Union (N.Y.) 7.

**1990 Regionals:** Hofstra 35, Cortland St. 9; Col. of New Jersey 24, Ithaca 14; Wash. & Jeff. 10, Ferrum 7; Lycoming 17, Carnegie Mellon 7; Dayton 24, Augustana (Ill.) 14; Allegheny 26, Mount Union 15; St. Thomas (Minn.) 24, Wis.-Whitewater 23; Central (Iowa) 24, Redlands 14. **Quarterfinals:** Hofstra 38, Col. of New Jersey 3; Lycoming 24, Wash. & Jeff. 0; Allegheny 31, Dayton 23; Central (Iowa) 33, St. Thomas (Minn.) 32. **Semifinals:** Lycoming 20, Hofstra 10; Allegheny 24, Central (Iowa) 7. **Championship:** Allegheny 21, Lycoming 14 (ot).

**1991 Regionals:** St. John's (Minn.) 75, Coe 2; Wis.-La Crosse 28, Simpson 13; Allegheny 24, Albion 21 (ot); Dayton 27, Baldwin-Wallace 10; Ithaca 31, Rowan 10; Union (N.Y.) 55, Mass.-Lowell 16; Lycoming 18, Wash. & Jeff. 16; Susquehanna 21, Dickinson 20. **Quarterfinals:** St. John's (Minn.) 29, Wis.-La Crosse 10; Dayton 28, Allegheny 25 (ot); Ithaca 35, Union (N.Y.) 23; Susquehanna 31, Lycoming 24. **Semifinals:** Dayton 19, St. John's (Minn.) 7; Ithaca 49, Susquehanna 13. **Championship:** Ithaca 34, Dayton 20.

**1992 Regionals:** Mount Union 27, Dayton 10; Ill. Wesleyan 21, Aurora 12; Central (Iowa) 20, Carleton 8; Wis.-La Crosse 47, Redlands 26; Emory & Henry 17, Thomas More 0; Wash. & Jeff. 33, Lycoming 0; Rowan 41, Worcester Tech 14; Buffalo St. 28, Ithaca 26. **Quarterfinals:** Mount Union 49, Ill. Wesleyan 27; Wis.-La Crosse 34, Central (Iowa) 9; Wash. & Jeff. 51, Emory & Henry 15; Rowan 28, Buffalo St. 19. **Semifinals:** Wis.-La Crosse 29, Mount Union 24; Wash. & Jeff. 18, Rowan 13. **Championship:** Wis.-La Crosse 16, Wash. & Jeff. 12.

**1993 Regionals:** Mount Union 40, Allegheny 7; Albion 41, Anderson (Ind.) 21; Wis.-La Crosse 55, Wartburg 26; St. John's (Minn.) 32, Coe 14; Wash. & Jeff. 27, Moravian 7; Frostburg St. 26, Wilkes 25; Rowan 29, Buffalo St. 6; Wm. Paterson 17, Union (N.Y.) 7. **Quarterfinals:** Mount Union 30, Albion 16; St. John's (Minn.) 47, Wis.-La Crosse 25; Wash. & Jeff. 28, Frostburg St. 7; Rowan 37, Wm. Paterson 0. **Semifinals:** Mount Union 56, St. John's (Minn.) 8;

Rowan 23, Wash. & Jeff. 16. **Championship:** Mount Union 34, Rowan 24.

**1994 Regionals:** Mount Union 28, Allegheny 19; Albion 28, Augustana (Ill.) 21; Wartburg 22, Central (Iowa) 21; St. John's (Minn.) 51, La Verne 12; Widener 14, Dickinson 0; Wash. & Jeff. 28, Trinity (Tex.) 0; Plymouth St. 19, Merchant Marine 18; Ithaca 10, Buffalo St. 7 (2 ot). **Quarterfinals:** Albion 34, Mount Union 33; St. John's (Minn.) 42, Wartburg 14; Wash. & Jeff. 37, Widener 21; Ithaca 22, Plymouth St. 7. **Semifinals:** Albion 19, St. John's (Minn.) 16; Wash. & Jeff. 23, Ithaca 19. **Championship:** Albion 38, Wash. & Jeff. 15.

**1995 Regionals:** Mount Union 52, Hanover 18; Wheaton (Ill.) 63, Wittenberg 41; Wis.-La Crosse 45, Concordia-M'head 7; Wis.-River Falls 10, Central (Iowa) 7; Wash. & Jeff. 35, Emory & Henry 16; Lycoming 31, Widener 27; Rowan 46, Buffalo St. 7; Union (N.Y.) 24, Plymouth St. 7. **Quarterfinals:** Mount Union 40, Wheaton (Ill.) 14; Wis.-La Crosse 28, Wis.-River Falls 14; Wash. & Jeff. 48, Lycoming 0; Rowan 38, Union (N.Y.) 7. **Semifinals:** Wis.-La Crosse 20, Mount Union 17; Rowan 28, Wash. & Jeff. 15. **Championship:** Wis.-La Crosse 36, Rowan 7.

**1996 Regionals:** Mount Union 31, Allegheny 26; Ill. Wesleyan 23, Albion 20; Wis.-La Crosse 44, Wis.-River Falls 0; St. John's (Minn.) 21, Simpson 18; Lycoming 31, Ursinus 24; Albright 31, Wash. & Jeff. 17; Rowan 21, Buffalo St. 20; Col. of New Jersey 17, Coast Guard 16. **Quarterfinals:** Mount Union 49, Ill. Wesleyan 14; Wis.-La Crosse 37, St. John's (Minn.) 30; Lycoming 31, Albright 13; Rowan 7, Col. of New Jersey 3. **Semifinals:** Mount Union 39, Wis.-La Crosse 21; Rowan 33, Lycoming 14. **Championship:** Mount Union 56, Rowan 24.

**1997 First Round:** Mount Union 34, Allegheny 30; John Carroll 30, Hanover 20; Simpson 34, Wis.-Whitewater 31; Augsburg 34, Concordia-M'head 22; Lycoming 27, Western Md. 13; Trinity (Tex.) 44, Catholic 33; Rowan 43, Coast Guard 0; Col. of New Jersey 34, Cortland St. 30. **Quarterfinals:** Mount Union 59, John Carroll 7; Simpson 61, Augsburg 21; Lycoming 46, Trinity (Tex.) 26; Rowan 13, Col. of New Jersey 7. **Semifinals:** Mount Union 54, Simpson 7; Lycoming 28, Rowan 20. **Championship:** Mount Union 61, Lycoming 12.

**1998 First Round:** Mount Union 21, Albion 19; Wittenberg 13, Millikin 10; Lycoming 49, Catholic 14; Trinity (Tex.) 30, Western Md. 20; Wis.-Eau Claire 28, Central (Iowa) 21; St. John's (Minn.) 33, Pacific Lutheran 20; Buffalo St. 38, Springfield 35; Rowan 26, Col. of New Jersey 2. **Quarterfinals:** Mount Union 21, Wittenberg 19; Trinity (Tex.) 37, Lycoming 21; Wis.-Eau Claire 10, St. John's (Minn.) 7; Rowan 19, Buffalo St. 17. **Semifinals:** Mount Union 34, Trinity (Tex.) 29; Rowan 22, Wis.-Eau Claire 19. **Championship:** Mount Union 44, Rowan 24.

**1999 First Round:** Augustana (Ill.) 39, St. Norbert 32; Ohio Northern 56, Hanover 14; Wittenberg 42, Alma 19; Montclair St. 37, Buffalo St. 34; Rowan 29, Rensselaer 10; Ursinus 43, Bri'water (Mass.) 38; Pacific Lutheran 28, Willamette 24; Central (Iowa) 38, Wis.-La Crosse 17; St. John's (Minn.) 23, Wis.-Stevens Point 10; Western Md. 20, Catholic 16; Hardin-Simmons 28, Washington (Mo.) 21; Wash. & Jeff. 14, Lycoming 7. **Second Round:** Mount Union 42, Augustana (Ill.) 33; Ohio Northern 58, Wittenberg 24; Montclair St. 32, Western Conn. St. 24; Rowan 55, Ursinus 0; Pacific Lutheran 49, Wartburg 14; St. John's (Minn.) 10, Central (Iowa) 9; Trinity (Tex.) 20, Western Md. 16; Hardin-Simmons 51, Wash. & Jeff. 3. **Quarterfinals:** Mount Union 56, Ohio Northern 31; Rowan 42, Montclair St. 13; Pacific Lutheran 19, St. John's (Minn.) 9; Trinity (Tex.) 40, Hardin-Simmons 33. **Semifinals:** Rowan 24, Mount Union 17 (ot); Pacific Lutheran 49, Trinity (Tex.) 28. **Championship:** Pacific Lutheran 42, Rowan 13.