










OFFICIAL 2007 NCAA® MEN'S FINAL FOUR® RECORDS BOOK





OFFICIAL 2007 NCAA® MEN'S FINAL FOUR® RECORDS BOOK





THE NATIONAL COLLEGIATE ATHLETIC ASSOCIATION

P.O. Box 6222, Indianapolis, Indiana 46206-6222

317/917-6222

<http://www.ncaa.org>

January 2007

Researched and Compiled By:

Gary K. Johnson, *Associate Director of Statistics.*

Cover Photography By:

Clarkson and Associates.

ON THE COVER

Top row (left to right): David Thompson & Bill Walton, Billy Donovan, Michael Jordan & Eric Smith, and Nolan Richardson. Second row: Jerry Lucas, Ralph Sampson, Phog Allen & Walter Byers, and Pervis Ellison. Third row: Stacey King & Danny Manning, Jim Larranaga, Al Horford & Jai Lewis, and Jordan Farmar. Bottom row: Florida players celebrating, Larry Johnson, Ben Howland and Magic Johnson.

Distributed to Division I men's basketball sports information directors and conference publicity directors.

NCAA, NCAA logo and National Collegiate Athletic Association are registered marks of the Association and use in any manner is prohibited unless prior approval is obtained from the Association

Copyright, 2007, by the National Collegiate Athletic Association.
Printed in the United States of America.

ISSN 0267-1017
NCAA 55598-1/07

Contents

The Final Four	7
The Early Rounds	35
The Tournament	49
The Coaches	91
Attendance and Sites	111
The Tournament Field	127
Index.....	247




Photo by Ryan McKee/NCAA Photos



New to this Book

- List of Coaches who have Won the NCAA
Championship their First Year as a Coach..... 93
- List of Coaches who have Won the NCAA
Championship their First Year at a School..... 93
- List of Coaches who have taken their Team
to the Final Four in First Season as a Coach..... 93
- List of Coaches who have taken their Team
to the Final Four in First Season at that School ... 94

NAME CHANGE KEY

(Listed throughout the book by the name on the left)

PLAYER name changes

College name was:

Lew Alcindor	Kareem Abdul-Jabbar
Walt Hazzard	Mahdi Abdul-Rahmad
Chris Jackson	Mahmoud Abdul-Rauf
Akeem Olajuwon	Hakeem Olajuwon
Keith Wilkes	Jamaal Wilkes

Changed to:

SCHOOL name changes

Current name is:

Charlotte	UNC Charlotte
Chattanooga	Tennessee-Chattanooga
Colorado St.	Colorado A&M
Detroit	Detroit Mercy; Detroit Tech
La.-Lafayette	Southwestern La.
La.-Monroe	Northeast La.
Loyola (La.)	Loyola-New Orleans
Memphis	Memphis St.
Missouri St.	Southwest Mo. St.
Oklahoma St.	Oklahoma A&M
UTEP	Texas Western
Towson	Towson St.
Troy	Troy St.

Changed from:

ARENA name changes

Current name is:

Coleman Coliseum	Memorial Coliseum
Continental Airlines Arena	Meadowlands Arena
Fogelman Arena	Tulane Gym
Hinkle Field House	Butler Field House
Holt Arena	ISU Minidome
Jon M. Huntsman Center	Special Events Center
The Joyce Center	Athletic & Convocation Center
Oakland Arena	Oakland-Alameda County Coliseum
Pacific Exposition Center	Pacific International Livestock Pavilion
RCA Dome	Hoosier Dome; Indiana Hoosier Dome
Reed Gym	ISU Gymnasium
Tropicana Field	Thunder Dome; Florida Suncoast Dome
Wachovia Center	CoreStates, First Union Center
Welsh-Ryan Arena/McGaw Hall	McGaw Hall

Changed from:

TOURNAMENT REGION name changes

Name was:

East	Eastern (1939-50)
South	Midwest (1956), Mideast (1957-84), Southeast (1985-97)
Midwest	West (1956)
West	Western (1939-50), Far West (1956)

Changed from:





Photo by Rich Clarkson/NCAA Photos



The Final Four

Championship Results	8
Final Four Game Records	9
Championship Game Records	12
Semifinals Game Records.....	14
Final Four Two-Game Records.....	16
Final Four Cumulative Records.....	18





Photo by Ryan McKeen/NCAA Photos

Members of the Florida Gators celebrate after defeating UCLA, 73-57, to win the 2006 Division I men's basketball championship in the RCA Dome in Indianapolis.

Championship Results

Year	Champion	Score	Runner-Up	Third Place	Fourth Place
1939	Oregon	46-33	Ohio St.	† Oklahoma	† Villanova
1940	Indiana	60-42	Kansas	† Duquesne	† Southern California
1941	Wisconsin	39-34	Washington St.	† Pittsburgh	† Arkansas
1942	Stanford	53-38	Dartmouth	† Colorado	† Kentucky
1943	Wyoming	46-34	Georgetown	† Texas	† DePaul
1944	Utah	42-40 +	Dartmouth	† Iowa St.	† Ohio St.
1945	Oklahoma St.	49-45	New York U.	† Arkansas	† Ohio St.
1946	Oklahoma St.	43-40	North Carolina	Ohio St.	California
1947	Holy Cross	58-47	Oklahoma	Texas	CCNY
1948	Kentucky	58-42	Baylor	Holy Cross	Kansas St.
1949	Kentucky	46-36	Oklahoma St.	Illinois	Oregon St.
1950	CCNY	71-68	Bradley	North Carolina St.	Baylor
1951	Kentucky	68-58	Kansas St.	Illinois	Oklahoma St.
1952	Kansas	80-63	St. John's (N.Y.)	Illinois	Santa Clara
1953	Indiana	69-68	Kansas	Washington	LSU
1954	La Salle	92-76	Bradley	Penn St.	Southern California
1955	San Francisco	77-63	La Salle	Colorado	Iowa
1956	San Francisco	83-71	Iowa	Temple	Southern Methodist
1957	North Carolina	54-53 ‡	Kansas	San Francisco	Michigan St.
1958	Kentucky	84-72	Seattle	Temple	Kansas St.
1959	California	71-70	West Virginia	Cincinnati	Louisville
1960	Ohio St.	75-55	California	Cincinnati	New York U.
1961	Cincinnati	70-65 +	Ohio St.	* St. Joseph's	Utah
1962	Cincinnati	71-59	Ohio St.	Wake Forest	UCLA
1963	Loyola (Ill.)	60-58 +	Cincinnati	Duke	Oregon St.
1964	UCLA	98-83	Duke	Michigan	Kansas St.
1965	UCLA	91-80	Michigan	Princeton	Wichita St.
1966	UTEP	72-65	Kentucky	Duke	Utah
1967	UCLA	79-64	Dayton	Houston	North Carolina
1968	UCLA	78-55	North Carolina	Ohio St.	Houston
1969	UCLA	92-72	Purdue	Drake	North Carolina
1970	UCLA	80-69	Jacksonville	New Mexico St.	St. Bonaventure
1971	UCLA	68-62	* Villanova	* Western Ky.	Kansas
1972	UCLA	81-76	Florida St.	North Carolina	Louisville
1973	UCLA	87-66	Memphis	Indiana	Providence
1974	North Carolina St.	76-64	Marquette	UCLA	Kansas
1975	UCLA	92-85	Kentucky	Louisville	Syracuse
1976	Indiana	86-68	Michigan	UCLA	Rutgers
1977	Marquette	67-59	North Carolina	UNLV	Charlotte
1978	Kentucky	94-88	Duke	Arkansas	Notre Dame
1979	Michigan St.	75-64	Indiana St.	DePaul	Penn
1980	Louisville	59-54	* UCLA	Purdue	Iowa
1981	Indiana	63-50	North Carolina	Virginia	LSU
1982	North Carolina	63-62	Georgetown	† Houston	† Louisville
1983	North Carolina St.	54-52	Houston	† Georgia	† Louisville
1984	Georgetown	84-75	Houston	† Kentucky	† Virginia
1985	Villanova	66-64	Georgetown	† St. John's (N.Y.)	* † Memphis
1986	Louisville	72-69	Duke	† Kansas	† LSU
1987	Indiana	74-73	Syracuse	† UNLV	† Providence
1988	Kansas	83-79	Oklahoma	† Arizona	† Duke
1989	Michigan	80-79 +	Seton Hall	† Duke	† Illinois
1990	UNLV	103-73	Duke	† Arkansas	† Georgia Tech
1991	Duke	72-65	Kansas	† UNLV	† North Carolina
1992	Duke	71-51	Michigan	† Cincinnati	† Indiana
1993	North Carolina	77-71	Michigan	† Kansas	† Kentucky
1994	Arkansas	76-72	Duke	† Arizona	† Florida
1995	UCLA	89-78	Arkansas	† North Carolina	† Oklahoma St.
1996	Kentucky	76-67	Syracuse	* † Massachusetts	† Mississippi St.
1997	Arizona	84-79 +	Kentucky	* † Minnesota	† North Carolina
1998	Kentucky	78-69	Utah	† North Carolina	† Stanford
1999	Connecticut	77-74	Duke	† Michigan St.	† Ohio St.
2000	Michigan St.	89-76	Florida	† North Carolina	† Wisconsin
2001	Duke	82-72	Arizona	† Maryland	† Michigan St.
2002	Maryland	64-52	Indiana	† Kansas	† Oklahoma
2003	Syracuse	81-78	Kansas	† Marquette	† Texas
2004	Connecticut	82-73	Georgia Tech	† Duke	† Oklahoma St.
2005	North Carolina	75-70	Illinois	† Louisville	† Michigan St.
2006	Florida	73-57	UCLA	† George Mason	† LSU

† tied for third place; + overtime; ‡ three overtimes; * later vacated

Tournament trivia

Question...

How many schools from Georgia have played in the Final Four? (Extra credit if you can name them.)

Answer...

Two: University of Georgia and Georgia Tech

Final Four Game Records

Statistics for the Division I Men's Basketball tournament have been collected since 1939, the first year of the tournament. Individual rebounds were added in 1951, although team rebounds were not added until 1955. Assists were added in 1984. Blocked shots and steals were added in 1986. Scoring, rebounding, assists, blocked shots and steals are ranked on total number and per-game average; shooting, on percentage. In statistical rankings, the rounding of percentages and/or averages may indicate ties where none exist. In these cases, the numerical order of the rankings is accurate. In 1973, freshmen became eligible to compete on the varsity level.

A national championship game is indicated by (CH), a national semifinal game by (NSF), a national third-place game by (N3d) and record later vacated by (*).

Individual Records

POINTS

- 58, Bill Bradley, Princeton vs. Wichita St., N3d, 3-20-1965
- 48, Hal Lear, Temple vs. Southern Methodist, N3d, 3-23-1956
- 44, Bill Walton, UCLA vs. Memphis, CH, 3-26-1973
- 42, Bob Houbregs, Washington vs. LSU, N3d, 3-18-1953
- 42, *Jack Egan, St. Joseph's vs. Utah, N3d, 3-25-1961 (4 ot)
- 42, Gail Goodrich, UCLA vs. Michigan, CH, 3-20-1965
- 41, Jack Givens, Kentucky vs. Duke, CH, 3-27-1978
- 39, Oscar Robertson, Cincinnati vs. Louisville, N3d, 3-21-1959
- 39, Al Wood, North Carolina vs. Virginia, NSF, 3-28-1981
- 38, Jerry West, West Virginia vs. Louisville, NSF, 3-20-1959
- 38, Jerry Chambers, Utah vs. UTEP, NSF, 3-18-1966
- 38, Freddie Banks, UNLV vs. Indiana, NSF, 3-28-1987

POINTS BY A FRESHMAN

- 33, Carmelo Anthony, Syracuse vs. Texas, NSF, 4-5-2003
- 31, Mike O'Koren, North Carolina vs. UNLV, NSF, 3-26-1977
- 26, Toby Bailey, UCLA vs. Arkansas, CH, 4-3-1995
- 25, Pervis Ellison, Louisville vs. Duke, CH, 3-31-1986
- 24, Jack Givens, Kentucky vs. Syracuse, NSF, 3-29-1975

FIELD GOALS

- 22, Bill Bradley, Princeton vs. Wichita St., N3d, 3-20-1965
- 21, Bill Walton, UCLA vs. Memphis, CH, 3-26-1973
- 18, Jack Givens, Kentucky vs. Duke, CH, 3-27-1978
- 17, Bob Houbregs, Washington vs. LSU, N3d, 3-18-1953
- 17, Hal Lear, Temple vs. Southern Methodist, N3d, 3-23-1956
- 17, *Jack Egan, St. Joseph's vs. Utah, N3d, 3-25-1961 (4 ot)
- 16, Don May, Dayton vs. North Carolina, NSF, 3-24-1967
- 16, Charlie Scott, North Carolina vs. Drake, N3d, 3-22-1969
- 16, Larry Bird, Indiana St. vs. DePaul, NSF, 3-24-1979
- 15, Hal Lear, Temple vs. Iowa, NSF, 3-22-1956
- 15, Lew Alcindor, UCLA vs. North Carolina, CH, 3-23-1968
- 15, Lew Alcindor, UCLA vs. Purdue, CH, 3-22-1969
- 15, Ernie DiGregorio, Providence vs. Memphis, NSF, 3-24-1973

FIELD GOALS ATTEMPTED

- 42, Lennie Rosenbluth, North Carolina vs. Michigan St., NSF, 3-22-1957 (3 ot)
- 36, Rick Mount, Purdue vs. UCLA, CH, 3-22-1969
- 36, Ernie DiGregorio, Providence vs. Memphis, NSF, 3-24-1973

- 34, Elvin Hayes, Houston vs. Ohio St., N3d, 3-23-1968
- 33, *Jack Egan, St. Joseph's vs. Utah, N3d, 3-25-1961 (4 ot)
- 33, *Jerry Dunn, Western Ky. vs. Villanova, NSF, 3-25-1971 (2 ot)
- 32, Elgin Baylor, Seattle vs. Kentucky, 3-22-CH, 1958
- 31, Billy McGill, Utah vs. Cincinnati, 3-24-NSF, 1961
- 31, Jerry Chambers, Utah vs. UTEP, NSF, 3-18-1966
- 31, Elvin Hayes, Houston vs. UCLA, NSF, 3-24-1967

FIELD-GOAL PERCENTAGE (Minimum 10 FGM)

- 95.5% (21-22), Bill Walton, UCLA vs. Memphis, CH, 3-26-1973
- 90.9% (10-11), Jerry Lucas, Ohio St. vs. St. Joseph's, NSF, 3-24-1961
- 90.9% (10-11), Billy Thompson, Louisville vs. LSU, NSF, 3-29-1986
- 90.9% (10-11), Sean May, North Carolina vs. Illinois, CH, 4-4-2005
- 84.6% (11-13), Bill Walton, UCLA vs. Louisville, NSF, 3-23-1972
- 84.2% (16-19), Larry Bird, Indiana St. vs. DePaul, NSF, 3-24-1979
- 83.3% (10-12), Sidney Wicks, UCLA vs. New Mexico St., NSF, 3-19-1970
- 83.3% (10-12), Udonis Haslem, Florida vs. Michigan St., CH, 4-3-2000
- 82.4% (14-17), Joe Barry Carroll, Purdue vs. Iowa, N3d, 3-24-1980
- 78.6% (11-14), Keith Langford, Kansas vs. Marquette, NSF, 4-5-2003

THREE-POINT FIELD GOALS

- 10, Freddie Banks, UNLV vs. Indiana, NSF, 3-28-1987
- 7, Steve Alford, Indiana vs. Syracuse, CH, 3-30-1987
- 7, Dave Sieger, Oklahoma vs. Kansas, CH, 4-4-1988
- 7, Dennis Scott, Georgia Tech vs. UNLV, NSF, 3-31-1990
- 7, Tony Delk, Kentucky vs. Syracuse, CH, 4-1-1996
- 6, Bobby Hurley, Duke vs. Indiana, NSF, 4-4-1992
- 6, Darryl Wilson, Mississippi St. vs. Syracuse, NSF, 3-30-1996
- 6, Mike Bibby, Arizona vs. North Carolina, NSF, 3-29-1997
- 6, Gerry McNamara, Syracuse vs. Kansas, CH, 4-7-2003
- 6, Luther Head, Illinois vs. Louisville, NSF, 4-2-2005
- 6, Lee Humphrey, Florida vs. George Mason, NSF, 4-1-2006

THREE-POINT FIELD GOALS ATTEMPTED

- 19, Freddie Banks, UNLV vs. Indiana, NSF, 3-28-1987
- 16, Luther Head, Illinois vs. North Carolina, CH, 4-4-2005
- 14, Dennis Scott, Georgia Tech vs. UNLV, NSF, 3-31-1990
- 13, Dave Sieger, Oklahoma vs. Kansas, CH, 4-4-1988
- 13, Damon Stoudamire, Arizona vs. Arkansas, NSF, 4-2-1994
- 13, Darryl Wilson, Mississippi St. vs. Syracuse, NSF, 3-30-1996
- 13, Jeff Boschee, Kansas vs. Maryland, NSF, 3-30-2002
- 12, Steve Kerr, Arizona vs. Oklahoma, NSF, 4-2-1988
- 12, Glen Rice, Michigan vs. Seton Hall, CH, 4-3-1989 (ot)
- 12, John Morton, Seton Hall vs. Michigan, CH, 4-3-1989 (ot)
- 12, Donald Williams, North Carolina vs. Arkansas, NSF, 4-1-1995
- 12, Tony Delk, Kentucky vs. Syracuse, CH, 4-1-1996
- 12, Scott Padgett, Kentucky vs. Arizona, CH, 3-31-1997 (ot)
- 12, Kirk Hinrich, Kansas vs. Syracuse, CH, 4-7-2003
- 12, Lee Humphrey, Florida vs. George Mason, NSF, 4-1-2006

THREE-POINT FIELD-GOAL PERCENTAGE (Minimum Five 3FGM)

- 71.4% (5-7), Adonis Jordan, Kansas vs. North Carolina, NSF, 4-3-1993
- 71.4% (5-7), Donald Williams, North Carolina vs. Kansas, NSF, 4-3-1993
- 71.4% (5-7), Donald Williams, North Carolina vs. Michigan, CH, 4-5-1993
- 70.0% (7-10), Steve Alford, Indiana vs. Syracuse, CH, 3-30-1987

- 66.7% (6-9), Bobby Hurley, Duke vs. Indiana, NSF, 4-4-1992
- 62.5% (5-8), Arthur Lee, Stanford vs. Kentucky, NSF, 3-28-1998 (ot)
- 60.0% (6-10), Gerry McNamara, Syracuse vs. Kansas, CH, 4-7-2003
- 58.3% (7-12), Tony Delk, Kentucky vs. Syracuse, CH, 4-1-1996
- 55.6% (5-9), Anderson Hunt, UNLV vs. Georgia Tech, NSF, 3-31-1990
- 55.6% (5-9), Rex Walters, Kansas vs. North Carolina, NSF, 4-3-1993
- 55.6% (5-9), Mike Dunleavy, Duke vs. Arizona, CH, 4-2-2001
- 55.6% (5-9), Brandon Mouton, Texas vs. Syracuse, NSF, 4-5-2003
- 55.6% (5-9), Marvin Lewis, Georgia Tech vs. Oklahoma St., NSF, 4-3-2004

FREE THROWS MADE

- 18, Gail Goodrich, UCLA vs. Michigan, CH, 3-20-1965
- 15, Oscar Robertson, Cincinnati vs. Louisville, N3d, 3-21-1959
- 15, Bill Buntin, Michigan vs. Kansas St., N3d, 3-21-1964
- 14, Hal Lear, Temple vs. Southern Methodist, N3d, 3-23-1956
- 14, Jerry West, West Virginia vs. Louisville, NSF, 3-20-1959
- 14, Bill Bradley, Princeton vs. Wichita St., N3d, 3-20-1965
- 14, Mark Aguirre, DePaul vs. Penn, N3d, 3-26-1979
- 14, Miles Simon, Arizona vs. Kentucky, CH, 3-31-1997 (ot)
- 13, Don Schlundt, Indiana vs. LSU, NSF, 3-17-1953
- 13, *Jim Lynam, St. Joseph's vs. Utah, N3d, 3-25-1961 (4 ot)

FREE THROWS ATTEMPTED

- 20, Jerry West, West Virginia vs. Louisville, NSF, 3-20-1959
- 20, Gail Goodrich, UCLA vs. Michigan, CH, 3-20-1965
- 19, Oscar Robertson, Cincinnati vs. Louisville, N3d, 3-21-1959
- 18, Bob Pettit, LSU vs. Indiana, NSF, 3-17-1953
- 17, Don Schlundt, Indiana vs. LSU, NSF, 3-17-1953
- 17, Bob Carney, Bradley vs. La Salle, CH, 3-20-1954
- 17, Hal Lear, Temple vs. Southern Methodist, N3d, 3-23-1956
- 17, Paul Hogue, Cincinnati vs. UCLA, NSF, 3-23-1962
- 17, Bill Buntin, Michigan vs. Kansas St., N3d, 3-21-1964
- 17, Miles Simon, Arizona vs. Kentucky, CH, 3-31-1997 (ot)

FREE-THROW PERCENTAGE (Minimum 10 FTM)

- 100% (12-12), Jim Spanarkel, Duke vs. Notre Dame, NSF, 3-25-1978
- 100% (12-12), Christian Laettner, Duke vs. Kansas, CH, 4-1-1991
- 100% (11-11), Jeff Lamp, Virginia vs. LSU, N3d, 3-30-1981
- 100% (10-10), Ron King, Florida St. vs. North Carolina, NSF, 3-23-1972
- 100% (10-10), Maurice Ager, Michigan St. vs. North Carolina, NSF, 4-2-2005
- 93.3% (14-15), Bill Bradley, Princeton vs. Wichita St., N3d, 3-25-1965
- 93.3% (14-15), Mark Aguirre, DePaul vs. Penn, N3d, 3-26-1979
- 92.9% (13-14), *Jim Lynam, St. Joseph's vs. Utah, N3d, 3-25-1961 (4 ot)
- 92.3% (12-13), Cedric Maxwell, Charlotte vs. UNLV, N3d, 3-28-1977
- 91.7% (11-12), Dick Estergard, Bradley vs. La Salle, CH, 3-20-1954
- 91.7% (11-12), Jim Krebs, Southern Methodist vs. Temple, N3d, 3-23-1956
- 91.7% (11-12), Bill Walton, UCLA vs. Louisville, NSF, 3-23-1972
- 91.7% (11-12), Magic Johnson, Michigan St. vs. Penn, NSF, 3-24-1979

REBOUNDS

- 27, Bill Russell, San Francisco vs. Iowa, CH, 3-23-1956
- 24, Elvin Hayes, Houston vs. UCLA, NSF, 3-24-1967
- 23, Bill Russell, San Francisco vs. Southern Methodist, NSF, 3-22-1956

- 22, Elgin Baylor, Seattle vs. Kansas St., NSF, 3-21-1958
 22, Tom Sanders, New York U. vs. Ohio St., NSF, 3-18-1960
 22, Larry Kenon, Memphis vs. Providence, NSF, 3-24-1973
 22, Akeem Olajuwon, Houston vs. Louisville, NSF, 4-2-1983
 21, Bill Spivey, Kentucky vs. Kansas St., CH, 3-27-1951
 21, Lew Alcindor, UCLA vs. Drake, NSF, 3-20-1969
 21, Artis Gilmore, Jacksonville vs. St. Bonaventure, NSF, 3-19-1970
 21, Bill Walton, UCLA vs. Louisville, NSF, 3-23-1972
 21, Nick Collison, Kansas vs. Syracuse, CH, 4-7-2003

ASSISTS

- 18, Mark Wade, UNLV vs. Indiana, NSF, 3-28-1987
 13, T.J. Ford, Texas vs. Syracuse, NSF, 4-5-2003
 12, Rumeal Robinson, Michigan vs. Illinois, NSF, 4-1-1989
 12, *Edgar Padilla, Massachusetts vs. Kentucky, NSF, 3-30-1996
 11, Michael Jackson, Georgetown vs. St. John's (N.Y.), NSF, 3-30-1985
 11, Milt Wagner, Louisville vs. LSU, NSF, 3-29-1986
 11, Rumeal Robinson, Michigan vs. Seton Hall, CH, 4-3-1989 (ot)
 11, Steve Blake, Maryland vs. Kansas, NSF, 3-30-2002
 10, Corey Beck, Arkansas vs. North Carolina, NSF, 4-1-1995
 10, MATEEN CLEAVES, Michigan St. vs. Duke, NSF, 3-27-1999
 10, Aaron Miles, Kansas vs. Maryland, NSF, 3-30-2002

BLOCKED SHOTS

- 6, Danny Manning, Kansas vs. Duke, NSF, 4-2-1988
 6, *Marcus Camby, Massachusetts vs. Kentucky, NSF, 3-30-1996
 6, Joakim Noah, Florida vs. UCLA, CH, 4-3-2006
 4, A.J. Bramlett, Arizona vs. North Carolina, NSF, 3-29-1997
 4, Andy Kowske, Wisconsin vs. Michigan St., NSF, 4-1-2000
 4, Shane Battier, Duke vs. Maryland, NSF, 3-21-2001
 4, Loren Woods, Arizona vs. Duke, CH, 4-2-2001
 4, Chris Wilcox, Maryland vs. Kansas, NSF, 3-30-2002
 4, Jeff Newton, Indiana vs. Oklahoma, NSF, 3-30-2002
 4, Joakim Noah, Florida vs. George Mason, NSF, 4-1-2006

STEALS

- 7, Tommy Amaker, Duke vs. Louisville, CH, 3-31-1986
 7, Mookie Blaylock, Oklahoma vs. Kansas, CH, 4-4-1988
 6, Gilbert Arenas, Arizona vs. Michigan St., NSF, 3-31-2001
 5, Danny Manning, Kansas vs. Oklahoma, CH, 4-4-1988
 5, Greg Anthony, UNLV vs. Duke, CH, 4-2-1990
 5, Anthony Epps, Kentucky vs. Minnesota, NSF, 3-29-1997
 5, Wayne Turner, Kentucky vs. Minnesota, NSF, 3-29-1997
 5, Juan Dixon, Maryland vs. Indiana, CH, 4-1-2002
 4, 19 tied (most recent: two in 2004)

TRIPLE-DOUBLES

- Oscar Robertson, Cincinnati vs. Louisville, N3rd, 3-21-1959: 39 pts., 17 rebs. & 10 asts.
 Magic Johnson, Michigan St. vs. Penn, NSF, 3-24-1979: 29 pts., 10 rebs. & 10 asts.

NOTE: Although assists were not ranked nationally until 1984, and steals and blocked shots were added in 1986, many official tournament box scores before this time included these statistics and were used in compiling the list of tournament triple-doubles.

Team Records**POINTS**

- 127, *St. Joseph's vs. Utah (120), N3d, 3-25-1961 (4 ot)
 120, Utah vs. St. Joseph's (127), N3d, 3-25-1961 (4 ot)

- 118, Princeton vs. Wichita St. (82), N3d, 3-20-1965
 108, UCLA vs. Wichita St. (89), NSF, 3-19-1965
 106, UCLA vs. Rutgers (92), N3d, 3-29-1976
 106, UNLV vs. Charlotte (94), N3d, 3-28-1977
 105, North Carolina vs. Louisville (91), N3d, 3-25-1972
 104, Drake vs. North Carolina (84), N3d, 3-22-1969
 103, UNLV vs. Duke (73), CH, 4-2-1990
 101, UCLA vs. Houston (69), NSF, 3-22-1968
 101, Michigan St. vs. Penn (67), NSF, 3-24-1979

FEWEST POINTS

- 28, Kentucky vs. Dartmouth (47), NSF, 3-21-1942
 30, Duquesne vs. Indiana (39), NSF, 3-21-1940
 30, Pittsburgh vs. Wisconsin (36), NSF, 3-22-1941
 30, Oregon St. vs. Oklahoma St. (55), NSF, 3-19-1949
 31, Iowa St. vs. Utah (40), NSF, 3-25-1944

WINNING MARGIN

- 36, Princeton (118) vs. Wichita St. (82), N3d, 3-20-1965
 34, Cincinnati (80) vs. Oregon St. (46), NSF, 3-22-1963
 34, Michigan St. (101) vs. Penn (67), NSF, 3-24-1979
 33, Kansas (94) vs. Marquette (61), NSF, 4-5-2003
 32, UCLA (101) vs. Houston (69), NSF, 3-22-1968

SMALLEST WINNING MARGIN

- 1, 13 tied (most recent: Connecticut [79] vs. Duke [78], NSF, 4-3-2004)

POINTS BY LOSING TEAM

- 120, Utah vs. St. Joseph's (127), N3d, 3-25-1961 (4 ot)
 94, Charlotte vs. UNLV (106), N3d, 3-28-1977
 93, Penn vs. DePaul (96), N3d, 3-26-1979
 93, UNLV vs. Indiana (97), NSF, 3-28-1987
 92, Rutgers vs. UCLA (106), N3d, 3-29-1976

DEFICIT OVERCOME TO WIN

- 22, Duke vs. Maryland, 17-39 with 6:55 left in 1st half, F: 94-84, NSF, 3-31-2001

FIELD GOALS

- 50, Utah vs. St. Joseph's, N3d, 3-25-1961 (4 ot)
 48, Princeton vs. Wichita St., N3d, 3-20-1965
 47, UNLV vs. Charlotte, N3d, 3-28-1977
 45, *St. Joseph's vs. Utah, N3d, 3-25-1961 (4 ot)
 45, Drake vs. North Carolina, N3d, 3-22-1969

FEWEST FIELD GOALS

- 9, Oklahoma St. vs. Kentucky, CH, 3-26-1949
 10, Wisconsin vs. Pittsburgh, NSF, 3-22-1941
 10, Kentucky vs. Dartmouth, NSF, 3-21-1942
 11, Duquesne vs. Indiana, NSF, 3-21-1940
 11, Oregon St. vs. Oklahoma St., NSF, 3-19-1949

FIELD GOALS ATTEMPTED

- 105, *Western Ky. vs. Villanova, NSF, 3-25-1971 (2 ot)
 103, Utah vs. St. Joseph's, N3d, 3-25-1961 (4 ot)
 101, *St. Joseph's vs. Utah, N3d, 3-25-1961 (4 ot)
 100, Rutgers vs. UCLA, N3d, 3-29-1976
 95, Houston vs. Ohio St., N3d, 3-23-1968
 95, UNLV vs. Charlotte, N3d, 3-28-1977

FEWEST FIELD GOALS ATTEMPTED

- 28, Villanova vs. Georgetown, CH, 4-1-1985
 38, Villanova vs. Memphis, NSF, 3-30-1985
 41, Georgetown vs. Louisville, NSF, 3-27-1982
 41, Duke vs. Kansas, CH, 4-1-1991
 42, Houston vs. Virginia, NSF, 3-31-1984 (ot)
 42, St. John's (N.Y.) vs. Georgetown, NSF, 3-30-1985

FIELD-GOAL PERCENTAGE

- 78.6% (22-28), Villanova vs. Georgetown, CH, 4-1-1985
 67.4% (31-46), Ohio St. vs. California, CH, 3-19-1960
 64.5% (40-62), UCLA vs. Memphis, CH, 3-26-1973
 64.0% (48-75), Princeton vs. Wichita St., N3d, 3-20-1965
 63.6% (35-55), Kansas vs. Oklahoma, CH, 4-4-1988

LOWEST FIELD-GOAL PERCENTAGE

- 19.5% (15-77), North Carolina St. vs. Baylor, N3d, 3-28-1950
 21.5% (14-65), Washington St. vs. Wisconsin, CH, 3-29-1941
 23.4% (15-64), Baylor vs. Kentucky, CH, 3-23-1948
 24.5% (13-53), Kentucky vs. Georgetown, NSF, 3-31-1984

- 25.4% (18-71), Oklahoma St. vs. Illinois, N3d, 3-27-1951

THREE-POINT FIELD GOALS

- 13, UNLV vs. Indiana, NSF, 3-28-1987
 12, Arkansas vs. North Carolina, NSF, 4-1-1995
 12, Kentucky vs. Syracuse, CH, 4-1-1996
 12, Illinois vs. Louisville, NSF, 4-2-2005
 12, Illinois vs. North Carolina, CH, 4-4-2005
 12, Florida vs. George Mason, NSF, 4-1-2006

FEWEST THREE-POINT FIELD GOALS

- 0, *Michigan vs. Kentucky, NSF, 4-3-1993 (ot)
 0, LSU vs. UCLA, NSF, 4-1-2006
 1, Duke vs. UNLV, CH, 4-2-1990
 1, *Michigan vs. Duke, CH, 4-6-1992
 1, Connecticut vs. Ohio St., NSF, 3-27-1999

THREE-POINT FIELD GOALS ATTEMPTED

- 40, Illinois vs. North Carolina, CH, 4-4-2005
 35, UNLV vs. Indiana, NSF, 3-28-1987
 34, Arkansas vs. North Carolina, NSF, 4-1-1995
 32, Arizona vs. Arkansas, NSF, 4-2-1994
 30, Kentucky vs. Arizona, CH, 3-31-1997 (ot)
 30, Illinois vs. Louisville, NSF, 4-2-2005

FEWEST THREE-POINT FIELD GOALS ATTEMPTED

- 4, Indiana vs. UNLV, NSF, 3-28-1987
 4, Kansas vs. Duke, NSF, 4-2-1988
 4, *Michigan vs. Kentucky, NSF, 4-3-1993 (ot)
 6, Kansas vs. Oklahoma, CH, 4-4-1988
 6, Connecticut vs. Ohio St., NSF, 3-27-1999
 6, LSU vs. UCLA, NSF, 4-1-2006

THREE-POINT FIELD-GOAL PERCENTAGE**(Minimum Seven 3FGM)**

- 66.7% (10-15), UNLV vs. Georgia Tech, NSF, 3-31-1990
 63.6% (7-11), Indiana vs. Syracuse, CH, 3-30-1987
 63.6% (7-11), Duke vs. Indiana, NSF, 4-4-1992
 61.5% (8-13), Indiana vs. Oklahoma, NSF, 3-30-2002
 61.1% (11-18), Syracuse vs. Kansas, CH, 4-7-2003

LOWEST THREE-POINT FIELD-GOAL PERCENTAGE**(Minimum Five 3FGA)**

- 0.0% (0-6), LSU vs. UNLV, NSF, 4-1-2006
 9.1% (1-11), Duke vs. UNLV, CH, 4-2-1990
 9.1% (1-11), *Michigan vs. Duke, CH, 4-6-1992
 11.1% (2-18), Oklahoma vs. Indiana, NSF, 3-30-2002
 13.0% (3-23), North Carolina vs. Utah, NSF, 3-28-1998

FREE THROWS MADE

- 37, *St. Joseph's vs. Utah, N3d, 3-25-1961 (4 ot)
 37, Jacksonville vs. St. Bonaventure, NSF, 3-19-1970
 34, DePaul vs. Penn, N3d, 3-26-1979
 34, Virginia vs. LSU, N3d, 3-30-1981
 34, Arizona vs. Kentucky, CH, 3-31-1997 (ot)

FEWEST FREE THROWS MADE

- 1, UNLV vs. North Carolina, NSF, 3-26-1977
 2, Dartmouth vs. Utah, CH, 3-28-1944 (ot)
 2, DePaul vs. Indiana St., NSF, 3-24-1979
 2, North Carolina vs. Utah, NSF, 3-28-1998
 2, Indiana vs. Maryland, CH, 4-1-2002

FREE THROWS ATTEMPTED

- 45, Jacksonville vs. St. Bonaventure, NSF, 3-19-1970
 44, LSU vs. Indiana, NSF, 3-17-1953
 44, Bradley vs. La Salle, CH, 3-20-1954
 44, UCLA vs. Drake, NSF, 3-20-1969
 44, North Carolina vs. Louisville, N3d, 3-25-1972
 44, Syracuse vs. Providence, NSF, 3-28-1987

FEWEST FREE THROWS ATTEMPTED

- 5, Dartmouth vs. Utah, CH, 3-28-1944 (ot)
 5, UNLV vs. North Carolina, NSF, 3-26-1977
 5, DePaul vs. Indiana St., NSF, 3-24-1979
 6, Dartmouth vs. Stanford, CH, 3-28-1942
 6, Indiana vs. UCLA, NSF, 3-24-1973
 6, Mississippi St. vs. Syracuse, NSF, 3-30-1996
 6, Illinois vs. North Carolina, CH, 4-4-2005

FREE-THROW PERCENTAGE**(Minimum 15 FTM)**

- 93.8% (15-16), Ohio St. vs. Cincinnati, CH, 3-25-1961 (ot)
 92.0% (23-25), Marquette vs. North Carolina, CH, 3-28-1977
 90.9% (20-22), Santa Clara vs. Illinois, N3d, 3-26-1952
 90.5% (19-21), Duke vs. Louisville, CH, 3-31-1986
 89.5% (34-38), Virginia vs. LSU, N3d, 3-30-1981

LOWEST FREE-THROW PERCENTAGE

- 20.0% (1-5), UNLV vs. North Carolina, NSF, 3-26-1977
 28.6% (2-7), North Carolina vs. Utah, NSF, 3-28-1998
 28.6% (2-7), Indiana vs. Maryland, CH, 4-1-2002
 33.3% (5-15), Oklahoma St. vs. New York U., CH, 3-27-1945
 35.3% (6-17), Temple vs. Iowa, NSF, 3-22-1956

REBOUNDS

- 76, Houston vs. North Carolina, N3d, 3-25-1967
 69, *Western Ky. vs. Villanova, NSF, 3-25-1971 (2 ot)
 67, Kansas vs. Western Ky., N3d, 3-27-1971
 65, Michigan St. vs. North Carolina, NSF, 3-22-1957 (3 ot)
 65, Utah vs. St. Joseph's, N3d, 3-25-1961 (4 ot)

FEWEST REBOUNDS

- 17, Villanova vs. Georgetown, CH, 4-1-1985
 17, Georgetown vs. Villanova, CH, 4-1-1985
 20, Wisconsin vs. Michigan St., NSF, 4-1-2000
 21, Memphis vs. UCLA, CH, 3-26-1973
 21, DePaul vs. Indiana St., NSF, 3-24-1979

REBOUND MARGIN

- 25, Michigan St. (60) vs. San Francisco (35), N3d, 3-23-1957
 24, Houston (76) vs. North Carolina (52), N3d, 3-25-1967
 23, Seattle (56) vs. Kansas St. (33), NSF, 3-21-1958
 23, New Mexico St. (57) vs. St. Bonaventure (34), N3d, 3-21-1970
 22, Michigan St. (42) vs. Wisconsin (20), NSF, 4-1-2000

ASSISTS

- 26, Louisville vs. LSU, NSF, 3-29-1986
 24, UNLV vs. Duke, CH, 4-2-1990
 23, UNLV vs. Indiana, NSF, 3-28-1987
 23, Michigan vs. Illinois, NSF, 4-1-1989
 22, Arkansas vs. North Carolina, NSF, 4-1-1995
 22, Kentucky vs. Syracuse, CH, 4-1-1996
 22, Kansas vs. Maryland, NSF, 3-30-2002
 22, Kansas vs. Marquette, NSF, 4-5-2003

BLOCKED SHOTS

- 10, Florida vs. UCLA, CH, 4-3-2006
 9, Kansas vs. Duke, NSF, 4-2-1988
 9, Maryland vs. Kansas, NSF, 3-30-2002
 8, *Massachusetts vs. Kentucky, NSF, 3-30-1996
 8, Arizona vs. North Carolina, NSF, 3-29-1997
 8, Indiana vs. Oklahoma, NSF, 3-30-2002

STEALS

- 16, UNLV vs. Duke, CH, 4-2-1990
 15, Arkansas vs. UCLA, CH, 4-3-1995
 14, Kentucky, vs. Minnesota, NSF, 3-29-1997
 13, Duke vs. Louisville, CH, 3-31-1986
 13, Oklahoma vs. Kansas, CH, 4-4-1988

PERSONAL FOULS

- 35, St. John's (N.Y.) vs. Kansas, CH, 3-26-1952
 33, Providence vs. Syracuse, NSF, 3-28-1987
 33, Indiana vs. Duke, NSF, 4-4-1992
 32, Bradley vs. CCONY, CH, 3-28-1950
 32, St. Bonaventure vs. Jacksonville, NSF, 3-19-1970

FEWEST PERSONAL FOULS

- 5, Stanford vs. Dartmouth, CH, 3-28-1942
 6, Utah vs. Dartmouth, CH, 3-28-1944 (ot)
 7, Dartmouth vs. Stanford, CH, 3-28-1942
 8, Wisconsin vs. Pittsburgh, NSF, 3-22-1941
 8, Washington St. vs. Wisconsin, CH, 3-29-1941

PLAYERS DISQUALIFIED

- 4, St. Bonaventure vs. Jacksonville, NSF, 3-19-1970
 4, Syracuse vs. Louisville, N3d, 3-31-1975 (ot)
 4, Penn vs. DePaul, N3d, 3-26-1979
 4, Indiana vs. Duke, NSF, 4-4-1992
 4, Kentucky vs. Arizona, CH, 3-31-1997 (ot)

Team and Two-Team Scoring by Halves**POINTS IN A HALF, TEAM**

- 65, UCLA vs. Wichita St., NSF, 3-19-1965 (1st)
 65, Princeton vs. Wichita St., N3d, 3-20-1965 (2nd)
 62, Seton Hall vs. Duke, NSF, 4-1-1989 (2nd)
 59, Kansas vs. Marquette, NSF, 4-5-2003 (1st)
 58, Memphis vs. Providence, NSF, 3-24-1973 (2nd)
 58, Houston vs. Louisville, NSF, 4-2-1983 (2nd)

POINTS IN A HALF, BOTH TEAMS

- 111, Louisville (57) vs. North Carolina (54), N3d, 3-25-1972 (2nd)
 108, Princeton (65) vs. Wichita St. (43), N3d, 3-20-1965 (2nd)
 106, UCLA (57) vs. Rutgers (49), N3d, 3-29-1976 (1st)
 105, Charlotte (55) vs. UNLV (50), N3d, 3-28-1977 (1st)
 104, Notre Dame (57) vs. Duke (47), NSF, 3-25-1978 (2nd)
 104, Maryland (53) vs. Kansas (51), NSF, 3-30-2002 (2nd)

POINTS AT HALFTIME, TEAM

- 65, UCLA vs. Wichita St. (38), NSF, 3-19-1965
 59, Kansas vs. Marquette (30), NSF, 4-5-2003
 57, UCLA vs. Rutgers (49), N3d, 3-29-1976
 55, Charlotte vs. UNLV (50), N3d, 3-28-1977
 54, DePaul vs. Penn (43), N3d, 3-26-1979

POINTS AT HALFTIME, BOTH TEAMS

- 106, UCLA (57) vs. Rutgers (49), N3d, 3-29-1976
 105, Charlotte (55) vs. UNLV (50), N3d, 3-28-1977
 103, UCLA (65) vs. Wichita St. (38), NSF, 3-19-1965
 102, Louisville (53) vs. Cincinnati (49), N3d, 3-21-1959
 100, Indiana (53) vs. UNLV (47), NSF, 3-28-1987
 100, Kansas (50) vs. Oklahoma (50), CH, 4-4-1988

FEWEST POINTS IN A HALF, TEAM

- 10, Villanova vs. Ohio St., NSF, 3-18-1939 (1st)
 11, Oregon St. vs. Oklahoma St., NSF, 3-19-1949 (1st)
 11, Kentucky vs. Georgetown, NSF, 3-31-1984 (2nd)
 12, Pittsburgh vs. Wisconsin, NSF, 3-22-1941 (2nd)
 13, Duquesne vs. Indiana, NSF, 3-21-1940 (1st)
 13, Kentucky vs. Dartmouth, NSF, 3-21-1942 (1st)

FEWEST POINTS IN A HALF, BOTH TEAMS

- 31, Duquesne (17) vs. Indiana (14), NSF, 3-21-1940 (2nd)
 32, Pittsburgh (18) vs. Wisconsin (14), NSF, 3-22-1941 (1st)
 32, Oklahoma St. (21) vs. Oregon St. (11), NSF, 3-19-1949 (1st)
 34, Wisconsin (22) vs. Pittsburgh (12), NSF, 3-22-1941 (2nd)
 34, Wyoming (18) vs. Georgetown (16), CH, 3-30-1943 (1st)

FEWEST POINTS AT HALFTIME, TEAM

- 10, Villanova vs. Ohio St. (25), NSF, 3-18-1939
 11, Oregon St. vs. Oklahoma St. (21), NSF, 3-19-1949
 13, Duquesne vs. Indiana (25), NSF, 3-21-1940
 13, Kentucky vs. Dartmouth (23), NSF, 3-21-1942
 14, Oklahoma vs. Oregon (21), NSF, 3-21-1939
 14, Wisconsin vs. Pittsburgh (18), NSF, 3-22-1941
 14, Oklahoma St. vs. Kansas St. (37), NSF, 3-24-1951

FEWEST POINTS AT HALFTIME, BOTH TEAMS

- 32, Pittsburgh (18) vs. Wisconsin (14), NSF, 3-22-1941
 32, Oklahoma St. (21) vs. Oregon St. (11), NSF, 3-19-1949
 34, Wyoming (18) vs. Georgetown (16), CH, 3-30-1943
 35, Ohio St. (25) vs. Villanova (10), NSF, 3-18-1939
 35, Oregon (21) vs. Oklahoma (14), NSF, 3-21-1939
 35, Utah (19) vs. Iowa St. (16), NSF, 3-25-1944
 35, Dartmouth (18) vs. Utah (17), CH, 3-28-1944

HALFTIME LEAD

- 33, Michigan St. (50) vs. Penn (17), NSF, 3-24-1979
 29, Kansas (59) vs. Marquette (30), NSF, 4-5-2003
 27, UCLA (65) vs. Wichita St. (38), NSF, 3-19-1965
 23, Kansas St. (37) vs. Oklahoma St. (14), NSF, 3-24-1951
 23, Purdue (53) vs. North Carolina (30), NSF, 3-20-1969

HALFTIME DEFICIT OVERCOME TO WIN

- 11, Temple vs. Kansas St., H: 28-39, F: 67-57, N3d, 3-22-1958
 11, Duke vs. Maryland, H: 38-49, F: 94-84, NSF, 3-31-2001
 10, Kentucky vs. Utah, H: 41-31, F: 78-69, CH, 3-30-1998
 9, Memphis vs. Providence, H: 40-49, F: 98-85, NSF, 3-24-1973

- 8, Loyola (Ill.) vs. Cincinnati, H: 21-29, F: 60-58 (ot), CH, 3-23-1963
 8, Louisville vs. LSU, H: 36-44, F: 88-77, NSF, 3-29-1986

Two-Team Records**POINTS**

- 247, *St. Joseph's (127) vs. Utah (120), N3d, 3-25-1961 (4 ot)
 200, Princeton (118) vs. Wichita St. (82), N3d, 3-20-1965
 200, UNLV (106) vs. Charlotte (94), N3d, 3-28-1977
 198, UCLA (106) vs. Rutgers (92), N3d, 3-29-1976
 197, UCLA (108) vs. Wichita St. (89), NSF, 3-19-1965

FEWEST POINTS

- 66, Wisconsin (36) vs. Pittsburgh (30), NSF, 3-22-1941
 69, Indiana (39) vs. Duquesne (30), NSF, 3-21-1940
 71, Utah (40) vs. Iowa St. (31), NSF, 3-25-1944
 73, Wisconsin (39) vs. Washington St. (34), CH, 3-29-1941
 75, Dartmouth (47) vs. Kentucky (28), NSF, 3-21-1942

FIELD GOALS

- 95, Utah (50) vs. *St. Joseph's (45), N3d, 3-25-1961 (4 ot)
 83, UNLV (47) vs. Charlotte (36), N3d, 3-28-1977
 82, UCLA (44) vs. Rutgers (38), N3d, 3-29-1976
 80, UCLA (44) vs. Wichita St. (36), NSF, 3-19-1965
 79, Memphis (41) vs. Providence (38), NSF, 3-24-1973

FIELD GOALS ATTEMPTED

- 204, Utah (103) vs. *St. Joseph's (101), N3d, 3-25-1961 (4 ot)
 180, Rutgers (100) vs. UCLA (80), N3d, 3-29-1976
 178, *Western Ky. (105) vs. *Villanova (73), NSF, 3-25-1971 (2 ot)
 172, Houston (95) vs. Ohio St. (77), N3d, 3-22-1968
 169, North Carolina (89) vs. Michigan St. (80), NSF, 3-22-1957 (3 ot)

THREE-POINT FIELD GOALS

- 22, Arkansas (12) vs. North Carolina (10), NSF, 4-1-1995
 21, Illinois (12) vs. North Carolina (9), CH, 4-4-2005
 18, UNLV (10) vs. Georgia Tech (8), NSF, 3-31-1990
 18, Kentucky (12) vs. Syracuse (6), CH, 4-1-1996
 18, Illinois (12) vs. Louisville (6), NSF, 4-2-2005

THREE-POINT FIELD GOALS ATTEMPTED

- 62, Arkansas (34) vs. North Carolina (28), NSF, 4-1-1995
 56, Arizona (32) vs. Arkansas (24), NSF, 4-2-1994
 56, Illinois (40) vs. North Carolina (16), CH, 4-4-2005
 50, Arizona (29) vs. North Carolina (21), NSF, 3-29-1997
 50, Florida (28) vs. North Carolina (22), NSF, 4-1-2000
 50, Illinois (30) vs. Louisville (20), NSF, 4-2-2005

The first reference to "Final Four" in an NCAA publication was in the 1975 Official Collegiate Basketball Guide. On page 5 in the National Preview-Review section written by Ed Chay of the Cleveland Plain Dealer, Chay writes "Outspoken Al McGuire of Marquette, whose team was one of the final four in Greensboro, was among several coaches who said it was good for college basketball that UCLA was finally beaten."

The first time Final Four was capitalized was in the 1978 basketball guide.

FREE THROWS MADE

- 60, North Carolina (33) vs. Louisville (27), N3d, 3-25-1972
 57, *St. Joseph's (37) vs. Utah (20), N3d, 3-25-1961 (4 ot)
 53, Indiana (30) vs. LSU (23), NSF, 3-17-1953
 52, Jacksonville (37) vs. St. Bonaventure (15), NSF, 3-19-1970
 51, Colorado (29) vs. Iowa (22), N3d, 3-19-1955

FREE THROWS ATTEMPTED

- 86, LSU (44) vs. Indiana (42), NSF, 3-17-1953
 81, North Carolina (44) vs. Louisville (37), N3d, 3-25-1972
 76, *St. Joseph's (42) vs. Utah (34), N3d, 3-25-1961 (4 ot)
 70, Kentucky (38) vs. Syracuse (32), NSF, 3-29-1975
 69, Colorado (40) vs. Iowa (29), N3d, 3-19-1955

REBOUNDS

- 128, Utah (65) vs. *St. Joseph's (63), N3d, 3-25-1961 (4 ot)
 128, Houston (76) vs. North Carolina (52), N3d, 3-25-1967
 123, *Western Ky. (69) vs. *Villanova (54), NSF, 3-25-1971 (2 ot)

- 123, Kansas (67) vs. *Western Ky. (56), N3d, 3-27-1971
 119, Michigan St. (65) vs. North Carolina (54), NSF, 3-22-1957 (3 ot)

ASSISTS

- 40, Kansas (22) vs. Maryland (18), NSF, 3-30-2002
 39, Houston (20) vs. Georgetown (19), CH, 4-2-1984
 39, Louisville (26) vs. LSU (13), NSF, 3-29-1986
 39, UNLV (23) vs. Indiana (16), NSF, 3-28-1987
 39, Kentucky (20) vs. *Massachusetts (19), NSF, 3-30-1996

BLOCKED SHOTS

- 14, Kansas (9) vs. Duke (5), NSF, 4-2-1988
 14, *Massachusetts (8) vs. Kentucky (6), NSF, 3-30-1996
 12, Kentucky (7) vs. Stanford (5), NSF, 3-28-1998 (ot)
 12, Arizona (7) vs. Duke (5), CH, 4-2-2001
 12, Maryland (9) vs. Kansas (3), NSF, 3-30-2002
 12, LSU (7) vs. UCLA (5), NSF, 4-1-2006

STEALS

- 26, Arkansas (15) vs. UCLA (11), CH, 4-3-1995
 24, Oklahoma (13) vs. Kansas (11), CH, 4-4-1988
 22, Maryland (12) vs. Indiana (10), CH, 4-1-2002

- 21, UNLV (16) vs. Duke (5), CH, 4-2-1990
 20, Kentucky (12) vs. *Massachusetts (8), NSF, 3-30-1996
 20, Kentucky (14) vs. *Minnesota (6), NSF, 3-29-1997

PERSONAL FOULS

- 61, Kentucky (31) vs. Syracuse (30), NSF, 3-29-1975
 60, St. John's (N.Y.) (35) vs. Kansas (25), CH, 3-26-1952
 55, Louisville (31) vs. North Carolina (24), N3d, 3-25-1972
 53, Indiana (27) vs. LSU (26), NSF, 3-17-1953
 53, St. Bonaventure (32) vs. Jacksonville (21), NSF, 3-19-1970
 53, Penn (31) vs. Michigan St. (22), NSF, 3-24-1979
 53, Penn (31) vs. DePaul (22), N3d, 3-26-1979

PLAYERS DISQUALIFIED

- 6, CCNY (3) vs. North Carolina St. (3), NSF, 3-25-1950
 6, Penn (4) vs. DePaul (2), N3d, 3-26-1979
 6, LSU (4) vs. Virginia (2), N3d, 3-28-1981
 5, five tied (most recent: Kentucky [4] vs. Arizona [1], CH, 3-31-1997 [ot])

Championship Game Records

Record later vacated is indicated by (*).

Individual Records

POINTS

- 44, Bill Walton, UCLA vs. Memphis, 3-26-1973
 42, Gail Goodrich, UCLA vs. Michigan, 3-20-1965
 41, Jack Givens, Kentucky vs. Duke, 3-27-1978
 37, Lew Alcindor, UCLA vs. Purdue, 3-22-1969
 35, John Morton, Seton Hall vs. Michigan, 4-3-1989 (ot)

FIELD GOALS

- 21, Bill Walton, UCLA vs. Memphis, 3-26-1973
 18, Jack Givens, Kentucky vs. Duke, 3-27-1978
 15, Lew Alcindor, UCLA vs. North Carolina, 3-23-1968
 15, Lew Alcindor, UCLA vs. Purdue, 3-22-1969
 13, four tied (most recent: Danny Manning, Kansas vs. Oklahoma, 4-4-1988)

FIELD GOALS ATTEMPTED

- 36, Rick Mount, Purdue vs. UCLA, 3-22-1969
 32, Elgin Baylor, Seattle vs. Kentucky, 3-22-1958
 30, Kevin Grevey, Kentucky vs. UCLA, 3-31-1975
 29, Bill Spivey, Kentucky vs. Kansas St., 3-27-1951
 29, Artis Gilmore, Jacksonville vs. UCLA, 3-21-1970

FIELD-GOAL PERCENTAGE**(Minimum 10 FGM)**

- 95.5% (21-22), Bill Walton, UCLA vs. Memphis, 3-26-1973
 90.0% (10-11), Sean May, North Carolina vs. Illinois, 4-4-2005
 83.3% (10-12), Udonis Haslem, Florida vs. Michigan St., 4-3-2000
 76.5% (13-17), James Worthy, North Carolina vs. Georgetown, 3-29-1982
 75.0% (15-20), Lew Alcindor, UCLA vs. Purdue, 3-22-1969
 75.0% (12-16), Anderson Hunt, UNLV vs. Duke, 4-2-1990

THREE-POINT FIELD GOALS

- 7, Steve Alford, Indiana vs. Syracuse, 3-30-1987
 7, Dave Sieger, Oklahoma vs. Kansas, 4-4-1988
 7, Tony Delk, Kentucky vs. Syracuse, 4-1-1996
 6, Gerry McNamara, Syracuse vs. Kansas, 4-7-2003
 5, five tied (most recent: Luther Head, Illinois vs. North Carolina, 4-4-2005)

THREE-POINT FIELD GOALS ATTEMPTED

- 16, Luther Head, Illinois vs. North Carolina, 4-4-2005
 13, Dave Sieger, Oklahoma vs. Kansas, 4-4-1988
 12, Glen Rice, Michigan vs. Seton Hall, 4-3-1989 (ot)
 12, John Morton, Seton Hall vs. Michigan, 4-3-1989 (ot)
 12, Tony Delk, Kentucky vs. Syracuse, 4-1-1996
 12, Scott Padgett, Kentucky vs. Arizona, 3-31-1997 (ot)
 12, Kirk Hinrich, Kansas vs. Syracuse, 4-7-2003

THREE-POINT FIELD-GOAL PERCENTAGE**(Minimum Five 3FGM)**

- 71.4% (5-7), Donald Williams, North Carolina vs. Michigan, 4-5-1993
 70.0% (7-10), Steve Alford, Indiana vs. Syracuse, 3-30-1987
 60.0% (6-10), Gerry McNamara, Syracuse vs. Kansas, 4-7-2003
 58.3% (7-12), Tony Delk, Kentucky vs. Syracuse, 4-1-1996
 55.6% (5-9), Mike Dunleavy, Duke vs. Arizona, 4-2-2001

FREE THROWS MADE

- 18, Gail Goodrich, UCLA vs. Michigan, 3-20-1965
 14, Miles Simon, Arizona vs. Kentucky, 3-31-1997 (ot)
 12, Vern Hatton, Kentucky vs. Seattle, 3-22-1958
 12, Christian Laettner, Duke vs. Kansas, 4-1-1991
 11, Larry Finch, Memphis vs. UCLA, 3-26-1973
 11, Wilt Chamberlain, Kansas vs. North Carolina, 3-23-1957 (3 ot)
 11, Bob Carney, Bradley vs. La Salle, 3-20-1954
 11, Dick Estergard, Bradley vs. La Salle, 3-20-1954

FREE THROWS ATTEMPTED

- 20, Gail Goodrich, UCLA vs. Michigan, 3-20-1965
 17, Bob Carney, Bradley vs. La Salle, 3-20-1954
 17, Miles Simon, Arizona vs. Kentucky, 3-31-1997 (ot)
 16, Wilt Chamberlain, Kansas vs. North Carolina, 3-23-1957 (3 ot)
 15, Vern Hatton, Kentucky vs. Seattle, 3-22-1958

FREE-THROW PERCENTAGE**(Minimum 10 FTM)**

- 100% (12-12), Christian Laettner, Duke vs. Kansas, 4-1-1991
 91.7% (11-12), Dick Estergard, Bradley vs. La Salle, 3-20-1954
 90.0% (18-20), Gail Goodrich, UCLA vs. Michigan, 3-20-1965
 84.6% (11-13), Larry Finch, Memphis vs. UCLA, 3-26-1973
 83.3% (10-12), three tied (most recent: Eugene Banks, Duke vs. Kentucky, 3-27-1978)

REBOUNDS

- 27, Bill Russell, San Francisco vs. Iowa, 3-23-1956
 21, Bill Spivey, Kentucky vs. Kansas St., 3-27-1951
 21, Nick Collison, Kansas vs. Syracuse, 4-7-2003
 20, Lew Alcindor, UCLA vs. Purdue, 3-22-1969
 20, Bill Walton, UCLA vs. Florida St., 3-25-1972

ASSISTS

- 11, Rumeal Robinson, Michigan vs. Seton Hall, 4-3-1989 (ot)
 9, Alvin Franklin, Houston vs. Georgetown, 4-2-1984
 9, Michael Jackson, Georgetown vs. Villanova, 4-1-1985
 9, Bobby Hurley, Duke vs. Kansas, 4-1-1991
 8, Cameron Dollar, UCLA vs. Arkansas, 4-3-1995
 8, Taurean Green, Florida vs. UCLA, 4-3-2006

BLOCKED SHOTS

- 6, Joakim Noah, Florida vs. UCLA, 4-3-2006
 4, Loren Woods, Arizona vs. Duke, 4-2-2001
 3, Rony Seikaly, Syracuse vs. Indiana, 3-30-1987
 3, Derrick Coleman, Syracuse vs. Indiana, 3-30-1987
 3, Dean Garrett, Indiana vs. Syracuse, 3-30-1987
 3, Terry Mills, Michigan vs. Seton Hall, 4-3-1989 (ot)
 3, *Chris Webber, Michigan vs. North Carolina, 4-5-1993
 3, Grant Hill, Duke vs. Arkansas, 4-4-1994
 3, Nazr Mohammed, Kentucky vs. Arizona, 3-31-1997 (ot)
 3, Jamaal Magloire, Kentucky vs. Utah, 3-30-1998
 3, Kevin Freeman, Connecticut vs. Duke, 3-29-1999
 3, Lonny Baxter, Maryland vs. Indiana, 4-1-2002
 3, Craig Forth, Syracuse vs. Kansas, 4-7-2003
 3, Nick Collison, Kansas vs. Syracuse, 4-7-2003

STEALS

- 7, Tommy Amaker, Duke vs. Louisville, 3-31-1986
 7, Mookie Blylock, Oklahoma vs. Kansas, 4-4-1988
 5, Danny Manning, Kansas vs. Oklahoma, 4-4-1988
 5, Greg Anthony, UNLV vs. Duke, 4-2-1990
 5, Juan Dixon, Maryland vs. Indiana, 4-1-2002

Team Records

POINTS

- 103, UNLV vs. Duke (73), 4-2-1990
 98, UCLA vs. Duke (83), 3-21-1964
 94, Kentucky vs. Duke (88), 3-27-1978
 92, La Salle vs. Bradley (76), 3-20-1954
 92, UCLA vs. Purdue (72), 3-22-1969
 92, UCLA vs. Kentucky (85), 3-31-1975

FEWEST POINTS

- 33, Ohio St. vs. Oregon (46), 3-27-1939
- 34, Washington St. vs. Wisconsin (39), 3-29-1941
- 34, Georgetown vs. Wyoming (46), 3-30-1943
- 36, Oklahoma St. vs. Kentucky (46), 3-26-1949
- 38, Dartmouth vs. Stanford (53), 3-28-1942

WINNING MARGIN

- 30, UNLV (103) vs. Duke (73), 4-2-1990
- 23, UCLA (78) vs. North Carolina (55), 3-23-1968
- 21, UCLA (87) vs. Memphis (66), 3-26-1973
- 20, Ohio St. (75) vs. California (55), 3-19-1960
- 20, UCLA (92) vs. Purdue (72), 3-22-1969
- 20, Duke (71) vs. *Michigan (51), 4-6-1992

SMALLEST WINNING MARGIN

- 1, Indiana (69) vs. Kansas (68), 3-18-1953
- 1, North Carolina (54) vs. Kansas (53), 3-23-1957 (3 ot)
- 1, California (71) vs. West Virginia (70), 3-21-1959
- 1, North Carolina (63) vs. Georgetown (62), 3-29-1982
- 1, Indiana (74) vs. Syracuse (73), 3-30-1987
- 1, Michigan (80) vs. Seton Hall (79), 4-3-1989 (ot)

POINTS BY LOSING TEAM

- 88, Duke vs. Kentucky (94), 3-27-1978
- 85, Kentucky vs. UCLA (92), 3-31-1975
- 83, Duke vs. UCLA (98), 3-21-1964
- 80, Michigan vs. UCLA (91), 3-20-1965
- 79, Oklahoma vs. Kansas (83), 4-4-1988
- 79, Seton Hall vs. Michigan (80), 4-3-1989 (ot)
- 79, Kentucky vs. Arizona (84), 3-31-1997 (ot)

FIELD GOALS

- 41, UNLV vs. Duke, 4-2-1990
- 40, UCLA vs. Memphis, 3-26-1973
- 39, Kentucky vs. Duke, 3-27-1978
- 38, UCLA vs. Kentucky, 3-31-1975
- 37, La Salle vs. Bradley, 3-20-1954

FEWEST FIELD GOALS

- 9, Oklahoma St. vs. Kentucky, 3-26-1949
- 13, North Carolina vs. Oklahoma St., 3-26-1946
- 14, Ohio St. vs. Oregon, 3-27-1939
- 14, Washington St. vs. Wisconsin, 3-29-1941
- 14, Georgetown vs. Wyoming, 3-30-1943

FIELD GOALS ATTEMPTED

- 92, Purdue vs. UCLA, 3-22-1969
- 87, San Francisco vs. Iowa, 3-23-1956
- 86, Kentucky vs. UCLA, 3-31-1975
- 84, Loyola (Ill.) vs. Cincinnati, 3-23-1963 (ot)
- 80, Kansas St. vs. Kentucky, 3-27-1951
- 80, Jacksonville vs. UCLA, 3-21-1970

FEWEST FIELD GOALS ATTEMPTED

- 28, Villanova vs. Georgetown, 4-1-1985
- 41, Duke vs. Kansas, 4-1-1991
- 43, Michigan St. vs. Indiana St., 3-26-1979
- 45, North Carolina vs. Kansas, 3-23-1957 (3 ot)
- 45, Cincinnati vs. Loyola (Ill.), 3-23-1963

FIELD-GOAL PERCENTAGE

- 78.6% (22-28), Villanova vs. Georgetown, 4-1-1985
- 67.4% (31-46), Ohio St. vs. California, 3-19-1960
- 64.5% (40-62), UCLA vs. Memphis, 3-26-1973
- 63.6% (35-55), Kansas vs. Oklahoma, 4-4-1988
- 61.2% (41-67), UNLV vs. Duke, 4-2-1990

LOWEST FIELD-GOAL PERCENTAGE

- 21.5% (14-65), Washington St. vs. Wisconsin, 3-29-1941
- 23.4% (15-64), Baylor vs. Kentucky, 3-23-1948
- 25.4% (16-63), Wisconsin vs. Washington St., 3-29-1941
- 27.4% (23-84), Loyola (Ill.) vs. Cincinnati, 3-23-1963 (ot)
- 28.8% (23-80), Kansas St. vs. Kentucky, 3-27-1951

THREE-POINT FIELD GOALS

- 12, Kentucky vs. Syracuse, 4-1-1996
- 12, Illinois vs. North Carolina, 4-4-2005
- 11, Michigan St. vs. Florida, 4-3-2000
- 11, Syracuse vs. Kansas, 4-7-2003
- 10, Oklahoma vs. Kansas, 4-4-1988
- 10, Arkansas vs. UCLA, 4-3-1995
- 10, Kentucky vs. Arizona, 3-31-1997 (ot)
- 10, Indiana vs. Maryland, 4-1-2002

FEWEST THREE-POINT FIELD GOALS

- 1, Duke vs. UNLV, 4-2-1990
- 1, *Michigan vs. Duke, 4-6-1992
- 2, UCLA vs. Arkansas, 4-3-1995
- 2, Maryland vs. Indiana, 4-1-2002
- 3, Connecticut vs. Duke, 3-29-1999
- 3, UCLA vs. Florida, 4-3-2006

THREE-POINT FIELD GOALS ATTEMPTED

- 40, Illinois vs. North Carolina, 4-4-2005
- 30, Kentucky vs. Arizona, 3-31-1997 (ot)
- 28, Arkansas vs. UCLA, 4-3-1995
- 27, Kentucky vs. Syracuse, 4-1-1996
- 27, Duke vs. Arizona, 4-2-2001

FEWEST THREE-POINT FIELD GOALS ATTEMPTED

- 6, Kansas vs. Oklahoma, 4-4-1988
- 7, UCLA vs. Arkansas, 4-3-1995
- 8, Connecticut vs. Duke, 3-29-1999
- 9, Duke vs. Michigan, 4-6-1992
- 9, Maryland vs. Indiana, 4-1-2002

THREE-POINT FIELD-GOAL PERCENTAGE (Minimum Seven 3FGM)

- 63.6% (7-11), Indiana vs. Syracuse, 3-30-1987
- 61.1% (11-18), Syracuse vs. Kansas, 4-7-2003
- 57.1% (8-14), UNLV vs. Duke, 4-2-1990
- 56.3% (9-16), North Carolina vs. Illinois, 4-4-2005
- 50.0% (11-22), Michigan St. vs. Florida, 4-3-2000

LOWEST THREE-POINT FIELD-GOAL PERCENTAGE (Minimum Five 3FGA)

- 9.1% (1-11), Duke vs. UNLV, 4-2-1990
- 9.1% (1-11), *Michigan vs. Duke, 4-6-1992
- 17.6% (3-17), UCLA vs. Florida, 4-3-2006
- 18.2% (4-22), Arizona vs. Duke, 4-2-2001
- 20.0% (4-20), Kansas vs. Syracuse, 4-7-2003

FREE THROWS MADE

- 34, Arizona vs. Kentucky, 3-31-1997 (ot)
- 32, Bradley vs. La Salle, 3-20-1954
- 30, Duke vs. Kentucky, 3-27-1978
- 28, UTEP vs. Kentucky, 3-19-1966
- 28, UCLA vs. Purdue, 3-22-1969

FEWEST FREE THROWS MADE

- 2, Dartmouth vs. Utah, 3-28-1944 (ot)
- 2, Indiana vs. Maryland, 4-1-2002
- 4, Dartmouth vs. Stanford, 3-28-1942
- 4, Kansas vs. Duke, 4-1-1991
- 4, Illinois vs. North Carolina, 4-4-2005

FREE THROWS ATTEMPTED

- 44, Bradley vs. La Salle, 3-20-1954
- 41, UCLA vs. Purdue, 3-22-1969
- 41, Arizona vs. Kentucky, 3-31-1997 (ot)
- 39, Connecticut vs. Georgia Tech, 4-5-2004
- 36, Kentucky vs. Seattle, 4-22-1958

FEWEST FREE THROWS ATTEMPTED

- 5, Dartmouth vs. Utah, 3-28-1944 (ot)
- 6, Dartmouth vs. Stanford, 3-28-1942
- 6, Illinois vs. North Carolina, 4-5-1993
- 7, *Michigan vs. North Carolina, 4-5-1993
- 7, Indiana vs. Maryland, 4-1-2002

FREE-THROW PERCENTAGE (Minimum 15 FTM)

- 93.8% (15-16), Ohio St. vs. Cincinnati, 3-25-1961 (ot)
- 92.0% (23-25), Marquette vs. North Carolina, 3-28-1977
- 90.5% (19-21), Duke vs. Louisville, 3-31-1986
- 88.9% (16-18), *UCLA vs. Louisville, 3-24-1980
- 88.2% (30-34), Duke vs. Kentucky, 3-27-1978
- 88.2% (15-17), Kentucky vs. Utah, 3-30-1998

LOWEST FREE-THROW PERCENTAGE

- 28.6% (2-7), Indiana vs. Maryland, 4-1-2002
- 33.3% (5-15), Oklahoma St. vs. New York U., 3-27-1945
- 40.0% (2-5), Dartmouth vs. Utah, 3-28-1944 (ot)
- 40.0% (12-30), Kansas vs. Syracuse, 4-7-2003
- 42.9% (6-14), Georgetown vs. Wyoming, 3-30-1943

REBOUNDS

- 61, UCLA vs. Purdue, 3-22-1969
- 60, San Francisco vs. Iowa, 3-23-1956
- 55, Kentucky vs. Seattle, 3-22-1958
- 55, UCLA vs. Kentucky, 3-31-1975
- 54, UCLA vs. Dayton, 3-25-1967

FEWEST REBOUNDS

- 17, Villanova vs. Georgetown, 4-1-1985
- 17, Georgetown vs. Villanova, 4-1-1985
- 21, Memphis vs. UCLA, 3-26-1973
- 22, Georgetown vs. North Carolina, 3-29-1982
- 24, Kentucky vs. Utah, 3-30-1998

REBOUND MARGIN

- 19, UCLA (40) vs. Memphis (21), 3-26-1973
- 19, UCLA (50) vs. Arkansas (31), 4-3-1995
- 16, Kansas (52) vs. Syracuse (36), 4-7-2003
- 15, Kentucky (45) vs. Kansas St. (30), 3-27-1951
- 15, Utah (39) vs. Kentucky (24), 3-30-1998

ASSISTS

- 24, UNLV vs. Duke, 4-2-1990
- 22, Kentucky vs. Syracuse, 4-1-1996
- 21, UCLA vs. Arkansas, 4-3-1995
- 21, Florida vs. UCLA, 4-3-2006
- 20, Houston vs. Georgetown, 4-2-1984
- 20, Indiana vs. Syracuse, 3-30-1987

BLOCKED SHOTS

- 10, Florida vs. UCLA, 4-3-2006
- 7, Louisville vs. Duke, 3-31-1986
- 7, Syracuse vs. Indiana, 3-30-1987
- 7, Duke vs. Arkansas, 4-4-1994
- 7, Kentucky vs. Arizona, 3-31-1997 (ot)
- 7, Arizona vs. Duke, 4-2-2001
- 7, Syracuse vs. Kansas, 4-7-2003

STEALS

- 16, UNLV vs. Duke, 4-2-1990
- 15, Arkansas vs. UCLA, 4-3-1995
- 13, Duke vs. Louisville, 3-31-1986
- 13, Oklahoma vs. Kansas, 4-4-1988
- 12, Maryland vs. Indiana, 4-1-2002

PERSONAL FOULS

- 35, St. John's (N.Y.) vs. Kansas, 3-26-1952
- 32, Bradley vs. CCNY, 3-28-1950
- 30, Purdue vs. UCLA, 3-22-1969
- 29, Marquette vs. North Carolina St., 3-25-1974
- 29, Kentucky vs. Arizona, 3-31-1997 (ot)

FEWEST PERSONAL FOULS

- 5, Stanford vs. Dartmouth, 3-28-1942
- 6, Utah vs. Dartmouth, 3-28-1944 (ot)
- 7, Dartmouth vs. Stanford, 3-28-1942
- 8, Washington St. vs. Wisconsin, 3-29-1941
- 9, Oregon vs. Ohio St., 3-27-1939
- 9, UCLA vs. Villanova, 3-27-1971

PLAYERS DISQUALIFIED

- 4, Kentucky vs. Arizona, 3-31-1997 (ot)
- 3, Bradley vs. CCNY, 3-28-1950
- 3, Kentucky vs. Kansas St., 3-27-1951
- 3, Michigan vs. UCLA, 3-20-1965
- 3, Purdue vs. UCLA, 3-22-1969

Team and Two-Team Scoring by Halves**POINTS IN A HALF, TEAM**

- 57, Indiana vs. Michigan, 3-29-1976 (2nd)
- 56, UNLV vs. Duke, 4-2-1990 (2nd)
- 53, Syracuse vs. Kansas, 4-7-2003 (1st)

POINTS IN A HALF, BOTH TEAMS

- 100, Kansas (50) vs. Oklahoma (50), 4-4-1988 (1st)
- 99, Duke (50) vs. Kentucky (49), 3-27-1978 (2nd)
- 95, Syracuse (53) vs. Kansas (42), 4-7-2003 (1st)

POINTS AT HALFTIME, TEAM

- 53, Syracuse vs. Kansas (42), 4-7-2003
- 50, UCLA vs. Duke (38), 3-21-1964
- 50, UCLA vs. Florida St. (39), 3-25-1972
- 50, Kansas vs. Oklahoma (50), 4-4-1988
- 50, Oklahoma vs. Kansas (50), 4-4-1988

POINTS AT HALFTIME, BOTH TEAMS

- 100, Kansas (50) vs. Oklahoma (50), 4-4-1988
- 95, Syracuse (53) vs. Kansas (42), 4-7-2003

FEWEST POINTS IN A HALF, TEAM

- 16, Ohio St. vs. Oregon, 3-27-1939 (1st)
- 16, Dartmouth vs. Stanford, 3-28-1942 (2nd)
- 16, Georgetown vs. Wyoming, 3-30-1943 (1st)
- 16, Oklahoma vs. Holy Cross, 3-25-1947 (2nd)
- 16, Baylor vs. Kentucky, 3-25-1948 (1st)
- 16, Oklahoma St. vs. Kentucky, 3-26-1949 (2nd)

FEWEST POINTS IN A HALF, BOTH TEAMS

- 34, Wyoming (18) vs. Georgetown (16), 3-30-1943 (1st)
- 35, Wisconsin (18) vs. Washington St. (17), 3-29-1941 (2nd)
- 35, Dartmouth (18) vs. Utah (17), 3-28-1944 (1st)

FEWEST POINTS AT HALFTIME, TEAM

- 16, Ohio St. vs. Oregon (21), 3-27-1939
- 16, Georgetown vs. Wyoming (18), 3-30-1943
- 16, Baylor vs. Kentucky (29), 3-25-1948

FEWEST POINTS AT HALFTIME, BOTH TEAMS

34, Wyoming (18) vs. Georgetown (16), 3-30-1943
 35, Dartmouth (18) vs. Utah (17), 3-28-1944
 37, Oregon (21) vs. Ohio St. (16), 3-27-1939

HALFTIME LEAD

18, Ohio St. (37) vs. California (19), 3-19-1960
 18, UCLA (38) vs. Dayton (20), 3-25-1967
 15, Connecticut (41) vs. Georgia Tech (26), 4-5-2004

HALFTIME DEFICIT OVERCOME

10, Kentucky vs. Utah, H: 31-41, F: 78-69, 3-30-1998
 8, Loyola (Ill.) vs. Cincinnati, H: 21-29, F: 60-58 (ot), 3-23-1963
 6, Indiana vs. Michigan, H: 29-35, F: 86-68, 3-29-1976

Overtime Games**OVERTIME PERIODS**

3, North Carolina (54) vs. Kansas (53), 3-23-1957
 1, Utah (42) vs. Dartmouth (40), 3-28-1944
 1, Cincinnati (70) vs. Ohio St. (65), 3-25-1961
 1, Loyola (Ill.) (60) vs. Cincinnati (58), 3-23-1963
 1, Michigan (80) vs. Seton Hall (79), 4-3-1989
 1, Arizona (84) vs. Kentucky (79), 3-31-1997

Two-Team Records**POINTS**

182, Kentucky (94) vs. Duke (88), 3-27-1978
 181, UCLA (98) vs. Duke (83), 3-21-1964
 177, UCLA (92) vs. Kentucky (85), 3-31-1975
 176, UNLV (103) vs. Duke (73), 4-2-1990
 171, UCLA (91) vs. Michigan (80), 3-20-1965

FEWEST POINTS

73, Washington St. (34) vs. Wisconsin (39), 3-29-1941
 79, Ohio St. (33) vs. Oregon (46), 3-27-1939
 80, Georgetown (34) vs. Wyoming (46), 3-30-1943

82, Dartmouth (40) vs. Utah (42), 3-28-1944 (ot)
 82, Oklahoma St. (36) vs. Kentucky (46), 3-26-1949

FIELD GOALS

71, UCLA (38) vs. Kentucky (33), 3-31-1975
 68, UCLA (36) vs. Duke (32), 3-21-1964
 68, Kentucky (39) vs. Duke (29), 3-27-1978
 67, UCLA (36) vs. Florida St. (31), 3-25-1972
 67, UNLV (41) vs. Duke (26), 4-2-1990

FIELD GOALS ATTEMPTED

167, San Francisco (87) vs. Iowa (80), 3-23-1956
 164, Kentucky (86) vs. UCLA (78), 3-31-1975
 151, San Francisco (83) vs. La Salle (68), 3-19-1955
 150, Purdue (92) vs. UCLA (58), 3-22-1969
 149, Kansas St. (80) vs. Kentucky (69), 3-27-1951

THREE-POINT FIELD GOALS

21, Illinois (12) vs. North Carolina (9), 4-4-2005
 18, Kentucky (12) vs. Syracuse (6), 4-1-1996
 17, Michigan St. (11) vs. Florida (6), 4-3-2000
 16, Kentucky (10) vs. Arizona (6), 3-31-1997 (ot)
 15, Syracuse (11) vs. Kansas (4), 4-7-2003

THREE-POINT FIELD GOALS ATTEMPTED

56, Illinois (40) vs. North Carolina (16), 4-4-2005
 49, Duke (27) vs. Arizona (22), 4-2-2001
 43, Kentucky (30) vs. Arizona (13), 3-31-1997 (ot)
 42, Kentucky (27) vs. Syracuse (15), 4-1-1996
 40, Michigan St. (22) vs. Florida (18), 4-3-2000

FREE THROWS MADE

50, Bradley (32) vs. La Salle (18), 3-20-1954
 46, Kentucky (24) vs. Seattle (22), 3-22-1958
 46, UCLA (28) vs. Purdue (18), 3-22-1969
 46, Duke (30) vs. Kentucky (16), 3-27-1978
 45, Kansas (26) vs. Indiana (19), 3-18-1953
 45, UCLA (26) vs. Duke (19), 3-21-1964

FREE THROWS ATTEMPTED

68, Bradley (44) vs. La Salle (24), 3-20-1954
 66, Kentucky (36) vs. Seattle (30), 3-22-1958
 65, UCLA (41) vs. Purdue (24), 3-22-1969
 62, Kansas (35) vs. St. John's (N.Y.) (27), 3-26-1952
 61, Kansas (33) vs. Indiana (28), 3-18-1953

REBOUNDS

109, UCLA (61) vs. Purdue (48), 3-22-1969
 108, San Francisco (60) vs. Iowa (48), 3-23-1956
 105, UCLA (54) vs. Dayton (51), 3-25-1967
 104, UCLA (55) vs. Kentucky (49), 3-31-1975
 101, Kentucky (55) vs. Seattle (46), 3-22-1958

ASSISTS

39, Houston (20) vs. Georgetown (19), 4-2-1984
 36, Oklahoma (19) vs. Kansas (17), 4-4-1988
 36, UCLA (21) vs. Arkansas (15), 4-3-1995
 35, UNLV (24) vs. Duke (11), 4-2-1990
 34, Indiana (20) vs. Syracuse (14), 3-30-1987
 34, Kentucky (22) vs. Syracuse (12), 4-1-1996

BLOCKED SHOTS

12, Arizona (7) vs. Duke (5), 4-2-2001
 11, Syracuse (7) vs. Kansas (4), 4-7-2003
 11, Florida (10) vs. UCLA (1), 4-3-2006
 10, Syracuse (7) vs. Indiana (3), 3-30-1987
 10, Duke (7) vs. Arkansas (3), 4-4-1994
 10, Connecticut (6) vs. Duke (4), 3-29-1999

STEALS

26, Arkansas (15) vs. UCLA (11), 4-3-1995
 24, Oklahoma (13) vs. Kansas (11), 4-4-1988
 22, Maryland (12) vs. Indiana (10), 4-1-2002
 21, UNLV (16) vs. Duke (5), 4-2-1990
 19, Syracuse (10) vs. Kansas (9), 4-7-2003

PERSONAL FOULS

60, St. John's (N.Y.) (35) vs. Kansas (25), 3-26-1952
 57, Oklahoma St. (36) vs. Kentucky (21), 3-26-1949
 49, Bradley (32) vs. CUNY (17), 3-28-1950
 49, UCLA (25) vs. Duke (24), 3-21-1964
 49, Purdue (30) vs. UCLA (19), 3-22-1969

PLAYERS DISQUALIFIED

5, Kentucky (4) vs. Arizona (1), 3-31-1997 (ot)
 4, Bradley (3) vs. CUNY (1), 3-28-1950
 4, Kentucky (3) vs. Kansas St. (1), 3-27-1951
 3, eight tied (most recent: Kansas [2] vs. Syracuse [1], 4-7-2003)

Semifinals Game Records

Record later vacated is indicated by ().*

Individual Records**POINTS**

39, Al Wood, North Carolina vs. Virginia, 3-28-1981
 38, Jerry West, West Virginia vs. Louisville, 3-20-1959
 38, Jerry Chambers, Utah vs. UTEP, 3-18-1966
 38, Freddie Banks, UNLV vs. Indiana, 3-28-1987
 36, four tied (most recent: Rick Mount, Purdue vs. North Carolina, 3-20-1969)

FIELD GOALS

16, Don May, Dayton vs. North Carolina, 3-24-1967
 16, Larry Bird, Indiana St. vs. DePaul, 3-24-1979
 15, Ernie DiGregorio, Providence vs. Memphis, 3-24-1973
 15, Hal Lear, Temple vs. Iowa, 3-22-1956
 14, eight tied (most recent: Armon Gilliam, UNLV vs. Indiana, 3-28-1987)

FIELD GOALS ATTEMPTED

42, Lennie Rosenbluth, North Carolina vs. Michigan St., 3-22-1957 (3 ot)
 36, Ernie DiGregorio, Providence vs. Memphis, 3-24-1973
 33, *Jerry Dunn, Western Ky. vs. Villanova, 3-25-1971 (2 ot)
 31, Billy McGill, Utah vs. Cincinnati, 3-24-1961
 31, Jerry Chambers, Utah vs. UTEP, 3-18-1966
 31, Elvin Hayes, Houston vs. UCLA, 3-24-1967

FIELD-GOAL PERCENTAGE**(Minimum 10 FGM)**

90.9% (10-11), Jerry Lucas, Ohio St. vs. St. Joseph's, 3-24-1961

90.9% (10-11), Billy Thompson, Louisville vs. LSU, 3-29-1986

84.6% (11-13), Bill Walton, UCLA vs. Louisville, 3-23-1972

84.2% (16-19), Larry Bird, Indiana St. vs. DePaul, 3-24-1979

83.3% (10-12), Sidney Wicks, UCLA vs. New Mexico St., 3-19-1970

THREE-POINT FIELD GOALS

10, Freddie Banks, UNLV vs. Indiana, 3-28-1987
 7, Dennis Scott, Georgia Tech vs. UNLV, 3-31-1990
 6, Bobby Hurley, Duke vs. Indiana, 4-4-1992
 6, Darryl Wilson, Mississippi St. vs. Syracuse, 3-30-1996
 6, Mike Bibby, Arizona vs. North Carolina, 3-29-1997
 6, Lee Humphrey, Florida vs. George Mason, 4-1-2006

THREE-POINT FIELD GOALS ATTEMPTED

19, Freddie Banks, UNLV vs. Indiana, 3-28-1987
 14, Dennis Scott, Georgia Tech vs. UNLV, 3-31-1990
 13, Damon Stoudamire, Arizona vs. Arkansas, 4-2-1994
 13, Darryl Wilson, Mississippi St. vs. Syracuse, 3-30-1996
 13, Jeff Boschee, Kansas vs. Maryland, 3-30-2002

THREE-POINT FIELD-GOAL PERCENTAGE (Minimum Five 3FGM)

71.4% (5-7), Adonis Jordan, Kansas vs. North Carolina, 4-3-1993
 71.4% (5-7), Donald Williams, North Carolina vs. Kansas, 4-3-1993
 66.7% (6-9), Bobby Hurley, Duke vs. Indiana, 4-4-1992

62.5% (5-8), Arthur Lee, Stanford vs. Kentucky, 3-28-1998 (ot)

55.6% (5-9), Anderson Hunt, UNLV vs. Georgia Tech, 3-31-1990

55.6% (5-9), Rex Walters, Kansas vs. North Carolina, 4-3-1993

55.6% (5-9), Brandon Mouton, Texas vs. Syracuse, 4-5-2003

55.6% (5-9), Marvin Lewis, Georgia Tech vs. Oklahoma St., 4-3-2004

FREE THROWS MADE

14, Jerry West, West Virginia vs. Louisville, 3-20-1959
 13, Don Schlundt, Indiana vs. LSU, 3-17-1953
 12, Jim Spanarkel, Duke vs. Notre Dame, 3-25-1978
 12, Paul Hogue, Cincinnati vs. UCLA, 3-23-1962
 11, five tied (most recent: Steve Alford, Indiana vs. UNLV, 3-28-1987)

FREE THROWS ATTEMPTED

20, Jerry West, West Virginia vs. Louisville, 3-20-1959
 18, Bob Pettit, LSU vs. Indiana, 3-17-1953
 17, Don Schlundt, Indiana vs. LSU, 3-17-1953
 17, Paul Hogue, Cincinnati vs. UCLA, 3-23-1962
 16, Lew Alcindor, UCLA vs. Drake, 3-20-1969

FREE-THROW PERCENTAGE**(Minimum 10 FTM)**

100% (12-12), Jim Spanarkel, Duke vs. Notre Dame, 3-25-1978
 100% (10-10), Ron King, Florida St. vs. North Carolina, 3-23-1972
 100% (10-10), Maurice Ager, Michigan St. vs. North Carolina, 4-2-2005
 91.7% (11-12), Bill Walton, UCLA vs. Louisville, 3-23-1972

91.7% (11-12), Magic Johnson, Michigan St. vs. Penn, 3-24-1979

REBOUNDS

24, Elvin Hayes, Houston vs. UCLA, 3-24-1967
23, Bill Russell, San Francisco vs. Southern Methodist, 3-22-1956
22, Elgin Baylor, Seattle vs. Kansas St., 3-21-1958
22, Tom Sanders, New York U. vs. Ohio St., 3-18-1960
22, Larry Kenon, Memphis vs. Providence, 3-24-1973
22, Akeem Olajuwon, Houston vs. Louisville, 4-2-1983

ASSISTS

18, Mark Wade, UNLV vs. Indiana, 3-28-1987
13, T.J. Ford, Texas vs. Syracuse, 4-5-2003
12, Rumeal Robinson, Michigan vs. Illinois, 4-1-1989
12, *Edgar Padilla, Massachusetts vs. Kentucky, 3-30-1996
11, Michael Jackson, Georgetown vs. St. John's (N.Y.), 3-30-1985
11, Milt Wagner, Louisville vs. LSU, 3-29-1986
11, Steve Blake, Maryland vs. Kansas, 3-30-2002

BLOCKED SHOTS

6, Danny Manning, Kansas vs. Duke, 4-2-1988
6, *Marcus Camby, Massachusetts vs. Kentucky, 3-30-1996
4, seven tied (most recent: Joakim Noah, Florida vs. George Mason, 4-1-2006)

STEALS

6, Gilbert Arenas, Arizona vs. Michigan St., 3-31-2001
5, Anthony Epps, Kentucky vs. Minnesota, 3-29-1997
5, Wayne Turner, Kentucky vs. Minnesota, 3-29-1997
4, 13 tied (most recent: Sean Dockery, Duke vs. Connecticut, 4-3-2004)

Team Records**POINTS**

108, UCLA vs. Wichita St. (89), 3-19-1965
101, UCLA vs. Houston (69), 3-22-1968
101, Michigan St. vs. Penn (67), 3-24-1979
98, Memphis vs. Providence (85), 3-24-1973
97, Indiana vs. UNLV (93), 3-28-1987
97, Duke vs. Arkansas (83), 3-31-1990
97, Maryland vs. Kansas (88), 3-30-2002

FEWEST POINTS

28, Kentucky vs. Dartmouth (47), 3-21-1942
30, Duquesne vs. Indiana (39), 3-21-1940
30, Pittsburgh vs. Wisconsin (36), 3-22-1941
30, Oregon St. vs. Oklahoma St. (55), 3-19-1949
31, Iowa St. vs. Utah (40), 3-25-1944

WINNING MARGIN

34, Cincinnati (80) vs. Oregon St. (46), 3-22-1963
34, Michigan St. (101) vs. Penn (67), 3-24-1979
33, Kansas (94) vs. Marquette (61), 4-5-2003
32, UCLA (101) vs. Houston (69), 3-22-1968
29, Kentucky (76) vs. Illinois (47), 3-22-1949

SMALLEST WINNING MARGIN

1, Kansas (43) vs. Southern California (42), 3-21-1940
1, Oklahoma (55) vs. Texas (54), 3-22-1947
1, Kentucky (61) vs. Temple (60), 3-21-1958
1, UCLA (75) vs. Louisville (74), 3-29-1975 (ot)
1, North Carolina (84) vs. UNLV (83), 3-26-1977
1, Kentucky (86) vs. Stanford (85), 3-28-1998 (ot)
1, Connecticut (79) vs. Duke (78), 4-3-2004

POINTS BY LOSING TEAM

93, UNLV vs. Indiana (97), 3-28-1987
89, Wichita St. vs. UCLA (108), 3-19-1965
89, *Western Ky. vs. Villanova (92), 3-25-1971 (2 ot)
88, Kansas vs. Maryland (97), 3-30-2002
86, Notre Dame vs. Duke (90), 3-25-1978

DEFICIT OVERCOME TO WIN

22, Duke vs. Maryland, 17-39 with 6:55 left in 1st half, F: 94-84, 3-31-2001

FIELD GOALS

44, UCLA vs. Wichita St., 3-19-1965
43, UCLA vs. Houston, 3-22-1968
41, Memphis vs. Providence, 3-24-1973
41, UNLV vs. North Carolina, 3-26-1977
41, Houston vs. Louisville, 4-2-1983

FEWEST FIELD GOALS

10, Wisconsin vs. Pittsburgh, 3-22-1941
10, Kentucky vs. Dartmouth, 3-21-1942
11, Duquesne vs. Indiana, 3-21-1940
11, Oregon St. vs. Oklahoma St., 3-19-1949
12, Pittsburgh vs. Wisconsin, 3-22-1941

FIELD GOALS ATTEMPTED

105, *Western Ky. vs. Villanova, 3-25-1971 (2 ot)
91, Kentucky vs. Illinois, 3-24-1951
89, North Carolina vs. Michigan St., 3-22-1957 (3 ot)
89, UCLA vs. Wichita St., 3-19-1965
88, Temple vs. Iowa, 3-22-1956

FEWEST FIELD GOALS ATTEMPTED

38, Villanova vs. Memphis, 3-30-1985
41, Georgetown vs. Louisville, 3-27-1982
42, Houston vs. Virginia, 3-31-1984 (ot)
42, St. John's (N.Y.) vs. Georgetown, 3-30-1985
43, San Francisco vs. Colorado, 3-18-1955
43, Charlotte vs. Marquette, 3-26-1977
43, Wisconsin vs. Michigan St., 4-1-2000

FIELD-GOAL PERCENTAGE

63.3% (38-60), Ohio St. vs. St. Joseph's, 3-24-1961
63.3% (38-60), Michigan St. vs. Penn, 3-24-1979
62.5% (35-56), Indiana St. vs. DePaul, 3-24-1979
61.7% (37-60), Indiana vs. UNLV, 3-28-1987
59.6% (34-57), Kansas vs. San Francisco, 3-22-1957

LOWEST FIELD-GOAL PERCENTAGE

23.2% (13-56), Indiana vs. Duquesne, 3-23-1940
23.4% (11-47), Duquesne vs. Indiana, 3-23-1940
24.5% (13-53), Kentucky vs. Georgetown, 3-31-1984
28.2% (22-78), Houston vs. UCLA, 3-22-1968
28.4% (21-74), New York U. vs. Ohio St., 3-18-1960

THREE-POINT FIELD GOALS

13, UNLV vs. Indiana, 3-28-1987
12, Arkansas vs. North Carolina, 4-1-1995
12, Illinois vs. Louisville, 4-2-2005
12, Florida vs. George Mason, 4-1-2006
11, Kansas vs. North Carolina, 4-3-1993
11, Mississippi St. vs. Syracuse, 3-30-1996
11, Arizona vs. North Carolina, 3-29-1997
11, Stanford vs. Kentucky, 3-28-1998 (ot)

FEWEST THREE-POINT FIELD GOALS

0, *Michigan vs. Kentucky, 4-3-1993 (ot)
0, LSU vs. UCLA, 4-1-2006
1, Connecticut vs. Ohio St., 3-27-1999
2, Indiana vs. UNLV, 3-28-1987
2, Kansas vs. Duke, 4-2-1988
2, Illinois vs. Michigan, 4-1-1989
2, UCLA vs. Oklahoma St., 4-1-1995
2, Michigan St. vs. Wisconsin, 4-1-2000
2, Michigan St. vs. Arizona, 3-31-2001
2, Oklahoma vs. Indiana, 3-30-2002
2, George Mason vs. Florida, 4-1-2006

THREE-POINT FIELD GOALS ATTEMPTED

35, UNLV vs. Indiana, 3-28-1987
34, Arkansas vs. North Carolina, 4-1-1995
32, Arizona vs. Arkansas, 4-2-1994
30, Illinois vs. Louisville, 4-2-2005
29, Arizona vs. North Carolina, 3-29-1997

FEWEST THREE-POINT FIELD GOALS ATTEMPTED

4, Indiana vs. UNLV, 3-28-1987
4, Kansas vs. Duke, 4-2-1988
4, *Michigan vs. Kentucky, 4-3-1993 (ot)
6, Connecticut vs. Ohio St., 3-27-1999
6, LSU vs. UCLA, 4-1-2006

THREE-POINT FIELD-GOAL PERCENTAGE**(Minimum Seven 3FGM)**

66.7% (10-15), UNLV vs. Georgia Tech, 3-31-1990
63.6% (7-11), Duke vs. Indiana, 4-4-1992
61.5% (8-13), Indiana vs. Oklahoma, 3-30-2002
55.0% (11-20), Kansas vs. North Carolina, 4-3-1993
53.8% (7-13), Syracuse vs. Texas, 4-5-2003

LOWEST THREE-POINT FIELD-GOAL PERCENTAGE**(Minimum Five 3FGA)**

0.0% (0-6), LSU vs. UCLA, 4-1-2006
11.1% (2-18), Oklahoma vs. Indiana, 3-30-2002
13.0% (3-23), North Carolina vs. Utah, 3-28-1998
14.3% (2-14), Michigan St. vs. Wisconsin, 4-1-2000
14.3% (2-14), Michigan St. vs. Arizona, 3-31-2001

FREE THROWS MADE

37, Jacksonville vs. St. Bonaventure, 3-19-1970
32, Duke vs. Notre Dame, 3-25-1978
30, Indiana vs. LSU, 3-17-1953
29, UCLA vs. Drake, 3-20-1969
29, Florida St. vs. North Carolina, 3-23-1972

FEWEST FREE THROWS MADE

1, UNLV vs. North Carolina, 3-26-1977
2, DePaul vs. Indiana St., 3-24-1979
2, North Carolina vs. Utah, 3-28-1998
3, Indiana vs. UCLA, 3-24-1973
5, Iowa St. vs. Utah, 3-25-1944
5, Marquette vs. Charlotte, 3-26-1977
5, Virginia vs. Houston, 3-31-1984 (ot)

FREE THROWS ATTEMPTED

45, Jacksonville vs. St. Bonaventure, 3-19-1970
44, LSU vs. Indiana, 3-17-1953
44, UCLA vs. Drake, 3-20-1969
44, Syracuse vs. Providence, 3-28-1987
43, Florida St. vs. North Carolina, 3-23-1972

FEWEST FREE THROWS ATTEMPTED

5, UNLV vs. North Carolina, 3-26-1977
5, DePaul vs. Indiana St., 3-24-1979
6, Indiana vs. UCLA, 3-24-1973
6, Mississippi St. vs. Syracuse, 3-30-1996
7, four tied (most recent: North Carolina vs. Utah, 3-28-1998)

FREE-THROW PERCENTAGE**(Minimum 15 FTM)**

87.5% (21-24), Oklahoma St. vs. Oregon St., 3-19-1949
86.5% (32-37), Duke vs. Notre Dame, 3-25-1978
85.7% (18-21), Baylor vs. Bradley, 3-25-1950
85.7% (24-28), UCLA vs. Oklahoma St., 4-1-1995
85.2% (23-27), Seton Hall vs. Duke, 4-1-1989

LOWEST FREE-THROW PERCENTAGE

20.0% (1-5), UNLV vs. North Carolina, 3-26-1977
28.6% (2-7), North Carolina vs. Utah, 3-28-1998
35.3% (6-17), Temple vs. Iowa, 3-22-1956
37.5% (6-16), Houston vs. UCLA, 3-24-1967
40.0% (2-5), DePaul vs. Indiana St., 3-24-1979

REBOUNDS

69, *Western Ky. vs. Villanova, 3-25-1971 (2 ot)
65, Michigan St. vs. North Carolina, 3-22-1957 (3 ot)
57, UCLA vs. Houston, 3-22-1968
57, Kentucky vs. Syracuse, 3-29-1975
56, Seattle vs. Kansas St., 3-21-1958
56, California vs. Cincinnati, 3-20-1959

FEWEST REBOUNDS

20, Wisconsin vs. Michigan St., 4-1-2000
21, DePaul vs. Indiana St., 3-24-1979
21, Syracuse vs. Mississippi St., 3-30-1996
24, St. John's (N.Y.) vs. Georgetown, 3-30-1985
24, Kansas vs. North Carolina, 4-3-1993

REBOUND MARGIN

23, Seattle (56) vs. Kansas St. (33), 3-21-1958
22, Michigan St. (42) vs. Wisconsin (20), 4-1-2000
21, UCLA (55) vs. Wichita St. (34), 3-19-1965
20, Michigan (52) vs. Princeton (32), 3-19-1965
20, Mississippi St. (41) vs. Syracuse (21), 3-30-1996

ASSISTS

26, Louisville vs. LSU, 3-29-1986
23, UNLV vs. Indiana, 3-28-1987
23, Michigan vs. Illinois, 4-1-1989
22, Arkansas vs. North Carolina, 4-1-1995
22, Kansas vs. Maryland, 3-30-2002
22, Kansas vs. Marquette, 4-5-2003

BLOCKED SHOTS

9, Kansas vs. Duke, 4-2-1988
9, Maryland vs. Kansas, 3-30-2002
8, *Massachusetts vs. Kentucky, 3-30-1996
8, Arizona vs. North Carolina, 3-29-1997
8, Indiana vs. Oklahoma, 3-30-2002

STEALS

14, Kentucky vs. Minnesota, 3-29-1997
12, Kentucky vs. Massachusetts, 3-30-1996
12, Arizona vs. Michigan St., 3-31-2001
11, five tied (most recent: North Carolina vs. Arizona, 3-29-1997)

PERSONAL FOULS

- 33, Providence vs. Syracuse, 3-28-1987
- 33, Indiana vs. Duke, 4-4-1992
- 32, St. Bonaventure vs. Jacksonville, 3-19-1970
- 31, Kentucky vs. Syracuse, 3-29-1975
- 31, Penn vs. Michigan St., 3-24-1979

FEWEST PERSONAL FOULS

- 8, Wisconsin vs. Pittsburgh, 3-22-1941
- 9, Kansas vs. Southern California, 3-21-1940
- 9, Stanford vs. Colorado, 3-21-1942
- 9, Oklahoma St. vs. California, 3-23-1946
- 10, three tied (most recent: Houston vs. Virginia, 3-31-1984 [ot])

PLAYERS DISQUALIFIED

- 4, St. Bonaventure vs. Jacksonville, 3-19-1970
- 4, Indiana vs. Duke, 4-4-1992
- 3, nine tied (most recent: Duke vs. Connecticut, 4-3-2004)

Team and Two-Team Scoring by Halves

POINTS IN A HALF, TEAM

- 65, UCLA vs. Wichita St., 3-19-1965 (1st)
- 62, Seton Hall vs. Duke, 4-1-1989 (2nd)
- 59, Kansas vs. Marquette, 4-5-2003 (1st)
- 58, Memphis vs. Providence, 3-24-1973 (2nd)
- 58, Houston vs. Louisville, 4-2-1983 (2nd)

POINTS IN A HALF, BOTH TEAMS

- 104, Notre Dame (57) vs. Duke (47), 3-25-1978 (2nd)
- 104, Maryland (53) vs. Kansas (51), 3-30-2002 (2nd)
- 103, UCLA (65) vs. Wichita St. (38), 3-19-1965 (1st)
- 103, UCLA (57) vs. Louisville (46), 3-23-1972 (2nd)

POINTS AT HALFTIME, TEAM

- 65, UCLA vs. Wichita St. (38), 3-19-1965
- 59, Kansas vs. Marquette (30), 4-5-2003
- 53, four tied (most recent: Georgia Tech vs. UNLV [46], 3-31-1990)

POINTS AT HALFTIME, BOTH TEAMS

- 103, UCLA (65) vs. Wichita St. (38), 3-19-1965
- 100, Indiana (53) vs. UNLV (47), 3-28-1987
- 99, Georgia Tech (53) vs. UNLV (46), 3-31-1990

FEWEST POINTS IN A HALF, TEAM

- 10, Villanova vs. Ohio St., 3-18-1939 (1st)
- 11, Oregon St. vs. Oklahoma St., 3-19-1949 (1st)
- 11, Kentucky vs. Georgetown, 3-31-1984 (2nd)

FEWEST POINTS IN A HALF, BOTH TEAMS

- 31, Duquesne (17) vs. Indiana (14), 3-21-1940 (2nd)
- 32, Pittsburgh (18) vs. Wisconsin (14), 3-22-1941 (1st)
- 32, Oklahoma St. (21) vs. Oregon St. (11), 3-19-1949 (1st)

FEWEST POINTS AT HALFTIME, TEAM

- 10, Villanova vs. Ohio St. (25), 3-18-1939
- 11, Oregon St. vs. Oklahoma St. (21), 3-19-1949
- 13, Duquesne vs. Indiana (25), 3-21-1940
- 13, Kentucky vs. Dartmouth (23), 3-21-1942

FEWEST POINTS AT HALFTIME, BOTH TEAMS

- 32, Pittsburgh (18) vs. Wisconsin (14), 3-22-1941
- 32, Oklahoma St. (21) vs. Oregon St. (11), 3-19-1949
- 35, Ohio St. (25) vs. Villanova (10), 3-18-1939
- 35, Oregon (21) vs. Oklahoma (14), 3-21-1939
- 35, Utah (19) vs. Iowa St. (16), 3-25-1944

HALFTIME LEAD

- 33, Michigan St. (50) vs. Penn (17), 3-24-1979
- 29, Kansas (59) vs. Marquette (30), 4-5-2003
- 27, UCLA (65) vs. Wichita St. (38), 3-19-1965

HALFTIME DEFICIT OVERCOME TO WIN

- 11, Duke vs. Maryland, H: 38-49, F: 95-84, 3-31-2001
- 9, Memphis vs. Providence, H: 40-49, F: 98-85, 3-24-1973
- 8, Louisville vs. LSU, H: 36-44, F: 88-77, 3-29-1986

Two-Team Records

POINTS

- 197, UCLA (108) vs. Wichita St. (89), 3-19-1965
- 190, Indiana (97) vs. UNLV (93), 3-28-1987
- 185, Maryland (97) vs. Kansas (88), 3-30-2002
- 183, Memphis (98) vs. Providence (85), 3-24-1973
- 181, *Villanova (92) vs. *Western Ky. (89), 3-25-1971 (2 ot)

FIELD GOALS

- 80, UCLA (44) vs. Wichita St. (36), 3-19-1965
- 79, Memphis (41) vs. Providence (38), 3-24-1973
- 75, *Western Ky. (39) vs. *Villanova (36), 3-25-1971 (2 ot)
- 74, UNLV (41) vs. North Carolina (33), 3-26-1977
- 73, Kansas St. (37) vs. UCLA (36), 3-20-1964
- 73, Houston (41) vs. Louisville (32), 4-2-1983

FIELD GOALS ATTEMPTED

- 178, *Western Ky. (105) vs. *Villanova (73), 3-25-1971 (2 ot)
- 169, North Carolina (89) vs. Michigan St. (80), 3-22-1957 (3 ot)
- 164, UCLA (89) vs. Wichita St. (75), 3-19-1965
- 162, Providence (82) vs. Memphis (80), 3-24-1973
- 161, Kentucky (91) vs. Illinois (70), 3-24-1951
- 161, UCLA (83) vs. Houston (78), 3-22-1968

THREE-POINT FIELD GOALS

- 22, Arkansas (12) vs. North Carolina (10), 4-1-1995
- 18, UNLV (10) vs. Georgia Tech (8), 3-31-1990
- 17, Texas (10) vs. Syracuse (7), 4-5-2003
- 16, Kansas (11) vs. North Carolina (5), 4-3-1993
- 16, Mississippi St. (11) vs. Syracuse (5), 3-30-1996
- 16, Stanford (11) vs. Kentucky (5), 3-28-1998 (ot)
- 16, Kansas (9) vs. Maryland (7), 3-30-2002

THREE-POINT FIELD GOALS ATTEMPTED

- 62, Arkansas (34) vs. North Carolina (28), 4-1-1995
- 56, Arizona (32) vs. Arkansas (24), 4-2-1994
- 50, Arizona (29) vs. North Carolina (21), 3-29-1997
- 50, Florida (28) vs. North Carolina (22), 4-1-2000
- 50, Illinois (30) vs. Louisville (20), 4-2-2005

FREE THROWS MADE

- 53, Indiana (30) vs. LSU (23), 3-17-1953

52, Jacksonville (37) vs. St. Bonaventure (15), 3-19-1970

- 47, La Salle (24) vs. Iowa (23), 3-18-1955
- 47, UCLA (29) vs. Drake (18), 3-20-1969
- 47, Duke (28) vs. Arkansas (19), 3-31-1990
- 47, Maryland (26) vs. Kansas (21), 3-30-2002

FREE THROWS ATTEMPTED

- 86, LSU (44) vs. Indiana (42), 3-17-1953
- 70, Kentucky (38) vs. Syracuse (32), 3-29-1975
- 68, UCLA (44) vs. Drake (24), 3-20-1969
- 68, Florida St. (43) vs. North Carolina (25), 3-23-1972
- 67, Jacksonville (45) vs. St. Bonaventure (22), 3-19-1970

REBOUNDS

- 123, *Western Ky. (69) vs. *Villanova (54), 3-25-1971 (2 ot)
- 119, Michigan St. (65) vs. North Carolina (54), 3-22-1957 (3 ot)
- 111, UCLA (57) vs. Houston (54), 3-22-1968
- 103, North Carolina (54) vs. Ohio St. (49), 3-22-1968
- 102, UCLA (51) vs. Houston (51), 3-24-1967

ASSISTS

- 40, Kansas (22) vs. Maryland (18), 3-30-2002
- 39, Louisville (26) vs. LSU (13), 3-29-1986
- 39, Kentucky (20) vs. *Massachusetts (19), 3-30-1996
- 39, UNLV (23) vs. Indiana (16), 3-28-1987
- 37, Michigan (23) vs. Illinois (14), 4-1-1989
- 37, Arkansas (19) vs. Arizona (18), 4-2-1994
- 37, Arkansas (22) vs. North Carolina (15), 4-1-1995

BLOCKED SHOTS

- 14, Kansas (9) vs. Duke (5), 4-2-1988
- 14, *Massachusetts (8) vs. Kentucky (6), 3-30-1996
- 12, Seton Hall (7) vs. Duke (5), 4-1-1989
- 12, Kentucky (7) vs. Stanford (5), 3-28-1998 (ot)
- 12, Maryland (9) vs. Kansas (3), 3-30-2002
- 12, LSU (7) vs. UCLA (5), 4-1-2006

STEALS

- 20, Kentucky (12) vs. *Massachusetts (8), 3-30-1996
- 20, Kentucky (14) vs. *Minnesota (6), 3-29-1997
- 19, Kentucky (11) vs. *Michigan (8), 4-3-1993 (ot)
- 19, North Carolina (11) vs. Arizona (8), 3-29-1997
- 19, UCLA (10) vs. LSU (9), 4-1-2006

PERSONAL FOULS

- 61, Kentucky (31) vs. Syracuse (30), 3-29-1975
- 53, Indiana (27) vs. LSU (26), 3-17-1953
- 53, St. Bonaventure (32) vs. Jacksonville (21), 3-19-1970
- 53, Penn (31) vs. Michigan St. (22), 3-24-1979
- 51, six tied (most recent: Kansas [27] vs. Maryland [24], 3-30-2002)

PLAYERS DISQUALIFIED

- 6, CCNY (3) vs. North Carolina St. (3), 3-25-1950
- 5, North Carolina (3) vs. Michigan St. (2), 3-22-1957 (3 ot)
- 5, Indiana (4) vs. Duke (1), 4-4-1992
- 4, Ohio St. (3) vs. New York U. (1), 3-24-1945 (ot)
- 4, St. Bonaventure (4) vs. Jacksonville (0), 3-19-1970
- 4, Syracuse (3) vs. Kentucky (1), 3-29-1975

Final Four Two-Game Records

Record later vacated is indicated by ().*

Individual Records

POINTS

- 87, Bill Bradley, Princeton, 1965
- 80, Hal Lear, Temple, 1956
- 70, Gail Goodrich, UCLA, 1965
- 70, Jerry Chambers, Utah, 1966
- 66, Clyde Lovellette, Kansas, 1952
- 66, Jerry West, West Virginia, 1959
- 65, Bob Pettit, LSU, 1953
- 64, Rick Mount, Purdue, 1969
- 64, Jack Givens, Kentucky, 1978
- 62, Lew Alcindor, UCLA, 1969

FIELD GOALS

- 34, Bill Bradley, Princeton, 1965
- 32, Hal Lear, Temple, 1956
- 28, Jack Givens, Kentucky, 1978
- 28, Bill Walton, UCLA, 1973
- 26, Rick Mount, Purdue, 1969

FIELD GOALS ATTEMPTED

- 64, Rick Mount, Purdue, 1969
- 58, Ernie DiGregorio, Providence, 1973
- 57, Lennie Rosenbluth, North Carolina, 1957
- 55, Sam Ranzino, North Carolina St., 1950
- 54, Billy McGill, Utah, 1961
- 54, Bill Bradley, Princeton, 1965

54, Elvin Hayes, Houston, 1967

54, *Jim McDaniels, Western Ky., 1971

FIELD-GOAL PERCENTAGE**(Minimum 15 FGM)**

- 84.2% (16-19), Billy Thompson, Louisville, 1986
- 82.4% (28-34), Bill Walton, UCLA, 1973
- 78.9% (15-19), Udonis Haslem, Florida, 2000
- 78.3% (18-23), Keith Langford, Kansas, 2003
- 75.0% (15-20), Curtis Watkins, DePaul, 1979

THREE-POINT FIELD GOALS

- 11, Luther Head, Illinois, 2005
- 10, Freddie Banks, UNLV, 1987
- 10, Donald Williams, North Carolina, 1993

- 10, Lee Humphrey, Florida, 2006
 9, Steve Alford, Indiana, 1987
 9, Anderson Hunt, UNLV, 1990
 9, Mike Bibby, Arizona, 1997
 9, Gerry McNamara, Syracuse, 2003

THREE-POINT FIELD GOALS ATTEMPTED

- 27, Luther Head, Illinois, 2005
 20, Jason Williams, Duke, 2001
 20, Lee Humphrey, Florida, 2006
 19, Freddie Banks, UNLV, 1987
 19, Dave Sieger, Oklahoma, 1988
 19, Kirk Hinrich, Kansas, 2003

**THREE-POINT FIELD-GOAL PERCENTAGE
(Minimum Seven 3FGM)**

- 71.4% (10-14), Donald Williams, North Carolina, 1993
 64.3% (9-14), Steve Alford, Indiana, 1987
 58.3% (7-12), Bobby Hurley, Duke, 1992
 56.3% (9-16), Anderson Hunt, UNLV, 1990
 56.3% (9-16), Mike Bibby, Arizona, 1997

FREE THROWS MADE

- 24, Oscar Robertson, Cincinnati, 1959
 24, Gail Goodrich, UCLA, 1965
 22, Jerry West, West Virginia, 1959
 21, Don Schlundt, Indiana, 1953
 21, Christian Laettner, Duke, 1991

FREE THROWS ATTEMPTED

- 32, Jerry West, West Virginia, 1959
 30, Oscar Robertson, Cincinnati, 1959
 28, Bob Pettit, LSU, 1953
 28, Don Schlundt, Indiana, 1953
 28, Gail Goodrich, UCLA, 1965

**FREE-THROW PERCENTAGE
(Minimum 12 FTM)**

- 100% (15-15), Jeff Lamp, Virginia, 1981
 100% (13-13), Ron King, Florida St., 1972
 100% (12-12), *Kiki Vandeweghe, UCLA, 1980
 95.0% (19-20), Bill Bradley, Princeton, 1965
 94.7% (18-19), Dick Estergard, Bradley, 1954

REBOUNDS

- 50, Bill Russell, San Francisco, 1956
 41, Elgin Baylor, Seattle, 1958
 41, Lew Alcindor, UCLA, 1969
 41, Bill Walton, UCLA, 1972
 40, Elvin Hayes, Houston, 1967
 40, Akeem Olajuwon, Houston, 1983
 38, Paul Hogue, Cincinnati, 1962
 38, Lew Alcindor, UCLA, 1967
 37, Bill Spivey, Kentucky, 1951
 37, Artis Gilmore, Jacksonville, 1970

ASSISTS

- 23, Rumeal Robinson, Michigan, 1989
 20, Michael Jackson, Georgetown, 1985
 18, Mark Wade, UNLV, 1987
 16, Alvin Franklin, Houston, 1984
 16, Bobby Hurley, Duke, 1991
 16, Lazarus Sims, Syracuse, 1996
 16, Deron Williams, Illinois, 2005

BLOCKED SHOTS

- 10, Joakim Noah, Florida, 2006
 8, Danny Manning, Kansas, 1988
 7, Loren Woods, Arizona, 2001
 6, Marcus Camby, Massachusetts, 1986
 6, A.J. Bramlett, Arizona, 1997
 6, Shane Battier, Duke, 2001

STEALS

- 10, Tommy Amaker, Duke, 1986
 9, Mookie Blaylock, Oklahoma, 1988
 9, Danny Manning, Kansas, 1988
 8, Antoine Walker, Kentucky, 1996
 7, Ed O'Bannon, UCLA, 1995
 7, Anthony Epps, Kentucky, 1997
 7, Gilbert Arenas, Arizona, 2001
 7, Juan Dixon, Maryland, 2002

Team Records**POINTS**

- 199, UCLA, 1965
 196, *St. Joseph's, 1961
 194, Princeton, 1965
 193, UNLV, 1990
 189, UNLV, 1977
 188, UCLA, 1964
 187, Utah, 1961
 186, Drake, 1969
 180, Michigan, 1964
 180, North Carolina, 1972
 180, Kentucky, 1975

FIELD GOALS

- 88, UNLV, 1977
 78, Princeton, 1965
 77, Utah, 1961
 77, UCLA, 1965
 77, Drake, 1969

FIELD GOALS ATTEMPTED

- 181, *Western Ky., 1971
 177, *St. Joseph's, 1961
 176, Rutgers, 1976
 176, Penn, 1979
 175, UNLV, 1977

FIELD-GOAL PERCENTAGE

- 62.1% (64-103), Michigan St., 1979
 61.7% (71-115), UCLA, 1973
 57.6% (38-66), Villanova, 1985
 57.3% (63-110), Ohio St., 1961
 57.0% (61-107), Kansas, 1988

THREE-POINT FIELD GOALS

- 24, Illinois, 2005
 22, Arkansas, 1995
 19, Kentucky, 1997
 18, UNLV, 1990
 18, Indiana, 2002
 18, Syracuse, 2003
 18, Florida, 2006

THREE-POINT FIELD GOALS ATTEMPTED

- 70, Illinois, 2005
 62, Arkansas, 1995
 54, Duke, 2001
 53, Kentucky, 1997
 46, Florida, 2000

**THREE-POINT FIELD-GOAL PERCENTAGE
(Minimum Nine 3FGM)**

- 62.1% (18-29), UNLV, 1990
 60.0% (9-15), Indiana, 1987
 58.1% (18-31), Syracuse, 2003
 55.6% (10-18), Duke, 1991
 55.6% (10-18), North Carolina, 1993

FREE THROWS MADE

- 62, Duke, 1978
 62, *St. Joseph's, 1961
 57, UCLA, 1969
 56, Bradley, 1954
 51, Illinois, 1951
 51, Colorado, 1955

FREE THROWS ATTEMPTED

- 85, UCLA, 1969
 76, Bradley, 1954
 72, *St. Joseph's, 1961
 71, Illinois, 1951
 71, Duke, 1978
 71, Connecticut, 2004

**FREE-THROW PERCENTAGE
(Minimum 20 FTM)**

- 88.7% (47-53), Virginia, 1981
 87.5% (28-32), Marquette, 1977
 87.3% (62-71), Duke, 1978
 86.1% (62-72), *St. Joseph's, 1961
 86.0% (37-43), *UCLA, 1980




Photo from San Francisco sports information

Guard Luther Head of Illinois set Final Four two-game records in both three-point field goals attempted and made as he launched 27 treys and hit on 11 of them.

REBOUNDS

- 127, Houston, 1967
 125, Michigan St., 1957
 125, *Western Ky., 1971
 109, UCLA, 1969
 108, Houston, 1968
 107, Ohio St., 1968
 106, Kentucky, 1975
 105, UCLA, 1967
 105, UCLA, 1968
 104, Utah, 1961
 104, Kansas, 2003

ASSISTS

- 44, UNLV, 1990
 42, Louisville, 1986
 42, Michigan, 1989
 42, Kentucky, 1996
 40, Kansas, 2003

BLOCKED SHOTS

- 15, Maryland, 2002
 14, Arizona, 2001
 14, Florida, 2006
 13, Kansas, 1988
 13, Duke, 1994
 13, Kentucky, 1998

STEALS

- 24, Arkansas, 1995
 23, Duke, 1986
 23, Kentucky, 1996
 23, Kentucky, 1997
 22, UNLV, 1990

PERSONAL FOULS

- 62, Penn, 1979
 59, Kentucky, 1975
 57, St. John's (N.Y.), 1952
 56, Oklahoma St., 1951
 56, Syracuse, 1975

Final Four Cumulative Records

*does not include vacated years

Team Records

CHAMPIONSHIP TITLES

- 11, UCLA, 1964-95
- 7, Kentucky, 1948-98
- 5, Indiana, 1940-87
- 4, North Carolina, 1957-2005
- 3, Duke, 1991-2001
- 2, Cincinnati, 1961-62
- 2, Connecticut, 1999-2004
- 2, Kansas, 1952-88
- 2, Louisville, 1980-86
- 2, Michigan St., 1979-2000
- 2, North Carolina St., 1974-83
- 2, Oklahoma St., 1945-46
- 2, San Francisco, 1955-56

FINAL FOUR APPEARANCES

- 16, North Carolina, 1946-2005
- 15, *UCLA, 1962-2006
- 14, Duke, 1963-2004
- 13, Kentucky, 1942-98
- 12, Kansas, 1940-2003
- 9, Ohio St., 1939-99
- 8, Indiana, 1940-2002
- 8, Louisville, 1959-2005
- 6, Arkansas, 1945-95
- 6, Cincinnati, 1959-92

- 6, Michigan St., 1957-2005
- 6, Oklahoma St., 1945-2004

CONSECUTIVE FINAL FOUR APPEARANCES

- 10, UCLA, 1967-76
- 5, Cincinnati, 1959-63
- 5, Duke, 1988-92
- 3, Houston, 1982-84
- 3, Kentucky, 1996-98
- 3, Michigan St., 1999-2001
- 3, North Carolina, 1967-69
- 3, Ohio St., 1944-46
- 3, Ohio St., 1960-62
- 3, San Francisco, 1955-57

FINAL FOUR GAMES

- 30, *UCLA, 1967-2006
- 27, North Carolina, 1946-2005
- 25, Duke, 1963-2004
- 23, Kentucky, 1942-98
- 21, Kansas, 1940-2003
- 15, Indiana, 1940-2002
- 15, Ohio St., 1939-99
- 13, Louisville, 1959-2005
- 11, Cincinnati, 1959-92
- 10, Oklahoma St., 1945-2004

FINAL FOUR WINS

- 25, *UCLA, 1962-2006
- 17, Kentucky, 1942-98

- 14, Duke, 1963-2004
- 13, North Carolina, 1946-2005
- 12, Indiana, 1940-2002
- 9, Kansas, 1940-2003
- 7, Cincinnati, 1959-92
- 7, Ohio St., 1939-99
- 5, Georgetown, 1943-85
- 5, Louisville, 1959-86
- 5, *Michigan, 1964-89
- 5, North Carolina St., 1950-83
- 5, Oklahoma St., 1945-95
- 5, San Francisco, 1955-57

FINAL FOUR WINNING PERCENTAGE (Minimum Three Games)

- 100.0% (4-0), Connecticut, 1999-2004
- 83.3% (25-5), *UCLA, 1962-2006
- 83.3% (5-1), North Carolina St., 1950-83
- 83.3% (5-1), San Francisco, 1955-57
- 80.0% (12-3), Indiana, 1940-2002
- 75.0% (3-1), Holy Cross, 1947-48
- 75.0% (3-1), La Salle, 1954-55
- 73.9% (17-6), Kentucky, 1942-98
- 66.7% (2-1), Maryland, 2001-02
- 66.7% (2-1), Stanford, 1942-98
- 66.7% (2-1), Villanova, 1939-85
- 66.7% (2-1), Wisconsin, 1941-2000

Championship Team Season Statistics

Year	Champion	G	Won	Lost	FG	FGA	Pct.	3FG	3FGA	Pct.	FT	FTA	Pct.	Reb.	Avg.	Ast.	Blk.	Stl.	Pts.	Avg.
1939	Oregon	34	29	5	638						406								1,682	49.5
1940	Indiana	23	20	3	429						190								1,048	45.6
1941	Wisconsin	23	20	3	355						294								1,004	43.7
1942	Stanford	32	28	4															1,299	40.6
1943	Wyoming	33	31	2	836						287								1,959	59.4
1944	Utah	26	22	4															1,374	52.8
1945	Oklahoma St.	31	27	4	676						325	576	56.4						1,677	54.1
1946	Oklahoma St.	33	31	2	644						375	616	60.9						1,663	50.4
1947	Holy Cross	30	27	3	739						348								1,826	60.9
1948	Kentucky	33	31	2	916	2,925	31.3				447	714	62.6						2,279	69.1
1949	Kentucky	34	32	2	903	2,756	32.8				514	728	70.6						2,320	68.2
1950	CCNY	29	24	5	780	2,150	36.3				433	751	57.7						1,993	68.7
1951	Kentucky	34	32	2	1,029	3,013	34.2				482	744	64.8	2,109	62.0				2,540	74.7
1952	Kansas	28	26	2	748	1,906	39.2				491	707	69.4	1,011	36.1				1,987	71.0
1953	Indiana	26	23	3	737	2,019	36.5				638	910	70.1	1,005	38.7				2,112	81.2
1954	La Salle	30	26	4	850	2,250	37.8				561	841	66.7	1,532	51.1				2,261	75.4
1955	San Francisco	29	28	1	693	1,750	39.6				566	861	65.7	1,326	45.7				1,952	67.3
1956	San Francisco	29	29	0	815	2,106	38.7				463	766	60.4	1,573	54.2				2,093	72.2
1957	North Carolina	32	32	0	860	1,996	43.1				817	1,165	70.1	1,495	46.7				2,537	79.3
1958	Kentucky	29	23	6	832	2,233	37.3				502	680	73.8	1,562	53.9				2,166	74.7
1959	California	29	25	4	720	1,774	40.6				414	653	63.4	1,307	45.1				1,854	63.9
1960	Ohio St.	28	25	3	1,044	2,101	49.7				444	619	71.7	1,447	51.7				2,532	90.4
1961	Cincinnati	30	27	3	897	1,962	45.7				457	722	63.3	1,553	51.8				2,251	75.0
1962	Cincinnati	31	29	2	879	1,967	44.7				480	759	63.2	1,536	49.5				2,238	72.2
1963	Loyola (Ill.)	31	29	2	1,081	2,463	43.9				685	949	72.2	1,792	57.8				2,847	91.8
1964	UCLA	30	30	0	1,023	2,256	45.3				620	963	64.4	1,670	55.7				2,666	88.9
1965	UCLA	30	28	2	1,000	2,172	46.0				589	892	66.0	1,559	52.0				2,589	86.3
1966	UTEP	29	28	1	846	1,899	44.5				568	812	70.0	1,430	49.3				2,260	77.9
1967	UCLA	30	30	0	1,082	2,081	52.0				523	783	66.8	1,495	49.8				2,687	89.6
1968	UCLA	30	29	1	1,161	2,321	50.0				480	700	68.6	1,603	53.4				2,802	93.4
1969	UCLA	30	29	1	1,027	1,999	51.4				486	752	64.6	1,513	50.4				2,540	84.7
1970	UCLA	30	28	2	1,083	2,184	49.6				593	852	69.6	1,519	50.6				2,759	92.0
1971	UCLA	30	29	1	995	2,197	45.3				514	789	65.1	1,574	52.5				2,504	83.5
1972	UCLA	30	30	0	1,140	2,262	50.4				558	803	69.5	1,647	54.9				2,838	94.6
1973	UCLA	30	30	0	1,054	2,032	51.9				332	527	63.0	1,469	49.0				2,440	81.3
1974	North Carolina St.	31	30	1	1,157	2,319	49.9				519	733	70.8	1,452	46.8				2,833	91.4
1975	UCLA	31	28	3	1,063	2,217	47.9				500	712	70.2	1,398	45.1				2,626	84.7
1976	Indiana	32	32	0	1,083	2,094	51.7				462	662	69.8	1,324	41.4				2,628	82.1
1977	Marquette	32	25	7	905	1,916	47.2				446	573	77.8	1,170	36.6				2,256	70.5
1978	Kentucky	32	30	2	1,040	1,922	54.1				613	808	75.9	1,171	36.6				2,693	84.2
1979	Michigan St.	32	26	6	932	1,769	52.7				559	775	72.1	1,108	34.6				2,423	75.7
1980	Louisville	36	33	3	1,083	2,078	52.1				604	880	68.6	1,367	38.0				2,770	76.9
1981	Indiana	35	26	9	978	1,846	53.0				495	665	74.4	1,201	34.3				2,451	70.0
1982	North Carolina	34	32	2	895	1,668	53.7				477	689	69.2	999	29.4				2,269	66.7
1983	North Carolina St.	36	26	10	995	2,108	47.2				509	740	68.8	1,237	34.4				2,499	69.4

Year	Champion	G	Won	Lost	FG	FGA	Pct.	3FG	3FGA	Pct.	FT	FTA	Pct.	Reb.	Avg.	Ast.	Blk.	Stl.	Pts.	Avg.
1984	Georgetown	37	34	3	1,043	2,051	50.9				662	977	67.8	1,481	40.0	634			2,748	74.3
1985	Villanova	35	25	10	909	1,784	51.0				585	818	71.5	1,184	33.8	545			2,403	68.7
1986	Louisville	39	32	7	1,212	2,281	53.1				672	917	73.3	1,450	37.2	724	256	216	3,096	79.4
1987	Indiana	34	30	4	1,033	2,015	51.3	130	256	50.8	610	795	76.7	1,189	35.0	543	215	135	2,806	82.5
1988	Kansas	38	27	11	1,111	2,134	52.1	78	233	33.5	562	814	69.0	1,351	35.6	670	137	325	2,862	75.3
1989	Michigan	37	30	7	1,325	2,341	56.6	196	419	46.8	547	744	73.5	1,395	37.7	745	113	226	3,393	91.7
1990	UNLV	40	35	5	1,356	2,672	50.7	260	690	37.7	767	1,097	69.9	1,668	41.7	926	218	389	3,739	93.5
1991	Duke	39	32	7	1,227	2,401	51.1	176	459	38.3	791	1,089	72.6	1,414	36.3	689	160	362	3,421	87.7
1992	Duke	36	34	2	1,108	2,069	53.6	171	394	43.4	780	1,043	74.8	1,229	34.1	653	141	294	3,167	88.0
1993	North Carolina	38	34	4	1,219	2,407	50.6	168	452	37.2	666	943	70.6	1,561	41.1	698	145	357	3,272	86.1
1994	Arkansas	34	31	3	1,154	2,363	48.8	301	777	38.7	567	834	68.0	1,416	41.6	687	129	352	3,176	93.4
1995	UCLA	33	31	2	1,079	2,102	51.3	118	346	34.1	613	865	70.9	1,334	40.4	653	139	312	2,889	87.5
1996	Kentucky	36	34	2	1,198	2,461	48.7	266	670	39.7	630	883	71.3	1,501	41.7	783	176	435	3,292	91.4
1997	Arizona	34	25	9	1,015	2,241	45.3	222	600	37.0	598	913	65.5	1,377	40.5	567	100	358	2,850	83.8
1998	Kentucky	39	35	4	1,161	2,409	48.2	250	681	36.7	551	816	67.5	1,640	42.1	691	240	341	3,123	80.1
1999	Connecticut	36	34	2	986	2,111	46.7	174	506	34.4	635	868	73.2	1,451	40.3	551	151	287	2,481	77.3
2000	Michigan St.	39	32	7	1,018	2,148	47.4	253	669	37.8	600	816	73.5	1,521	39.0	602	105	256	2,889	74.1
2001	Duke	39	35	4	1,217	2,530	48.1	407	1,057	38.5	697	1,002	69.6	1,505	38.6	701	196	411	3,538	90.7
2002	Maryland	36	32	4	1,083	2,248	48.2	217	580	37.4	677	933	72.6	1,479	41.1	714	216	302	3,060	85.0
2003	Syracuse	35	30	5	1,020	2,146	47.5	186	540	34.4	559	806	69.4	1,425	40.7	523	247	298	2,785	79.6
2004	Connecticut	39	33	6	1,154	2,403	48.0	249	619	40.2	516	828	62.3	1,742	44.7	681	315	233	3,073	78.8
2005	North Carolina	37	33	4	1,128	2,260	49.9	277	689	40.3	724	998	72.5	1,499	40.5	706	142	362	3,257	88.0
2006	Florida	39	33	6	1,061	2,120	50.0	289	738	39.2	641	862	74.4	1,402	35.9	650	207	297	3,052	78.3

Most Outstanding Players and Their Final Four Statistics

Year	Player, Team	Cl.	G	FG-A	3FG-A	FT-A	Reb.	Ast.	Blk.	Stl.	PF	Pts.
1939	Jimmy Hull, Ohio St.	Sr.	2	15		10-12					3	40
1940	Marv Huffman, Indiana	Sr.	2	7		4						18
1941	John Kotz, Wisconsin	So.	2	8		6					3	22
1942	Howie Dallmar, Stanford	So.	2	8		4-6					0	20
1943	Kenny Sailors, Wyoming	Jr.	2	10		8-11					5	28
1944	Arnie Ferrin, Utah	Fr.	2	11		6						28
1945	Bob Kurland, Oklahoma St.	Jr.	2	16		5					6	37
1946	Bob Kurland, Oklahoma St.	Sr.	2	21		10-15					8	52
1947	George Kaftan, Holy Cross	So.	2	18		12-17					6	48
1948	Alex Groza, Kentucky	Jr.	2	16		5						37
1949	Alex Groza, Kentucky	Sr.	2	19		14					9	52
1950	Irwin Dambrot, CCNY	Sr.	2	12-28		4-8					3	28
1951	Bill Spivey, Kentucky	Sr.	2	20-50		10-16	37				7	50
1952	Clyde Lovellette, Kansas	Sr.	2	24		18						66
1953	+ B.H. Born, Kansas	Jr.	2	17		17						51
1954	Tom Gola, La Salle	Jr.	2	12		14						38
1955	Bill Russell, San Francisco	Jr.	2	19		9						47
1956	† Hal Lear, Temple	Sr.	2	32		16						80
1957	+ Wilt Chamberlain, Kansas	So.	2	18-35		19-27	25				3	55
1958	+ Elgin Baylor, Seattle	Jr.	2	18-53		12-16	41				7	48
1959	+ Jerry West, West Virginia	Jr.	2	22-33		22-32	25				7	66
1960	Jerry Lucas, Ohio St.	So.	2	16-24		3-3	23				4	35
1961	+ Jerry Lucas, Ohio St.	Jr.	2	20-28		16-17	25				6	56
1962	Paul Hogue, Cincinnati	Sr.	2	23-36		12-19	38				5	58
1963	† Art Heyman, Duke	Sr.	2	18-44		15-22	19				8	51
1964	Walt Hazzard, UCLA	Sr.	2	11-20		8-12	10				7	30
1965	† Bill Bradley, Princeton	Sr.	2	34-54		19-20	24				9	87
1966	‡ Jerry Chambers, Utah	Sr.	2	25-47		20-24	35				6	70
1967	Lew Alcindor, UCLA	So.	2	14-23		11-24	38				1	39
1968	Lew Alcindor, UCLA	Jr.	2	22-35		9-10	34				6	53
1969	Lew Alcindor, UCLA	Sr.	2	23-34		16-25	41				5	62
1970	Sidney Wicks, UCLA	Jr.	2	15-21		9-15	34				6	39
1971	*+Howard Porter, Villanova	Sr.	2	20-41		7-9	24				5	47
1972	Bill Walton, UCLA	So.	2	20-29		17-23	41				6	57
1973	Bill Walton, UCLA	Jr.	2	28-34		2-5	30				8	58
1974	David Thompson, North Carolina St.	Jr.	2	19-37		11-14	17				6	49
1975	Richard Washington, UCLA	So.	2	23-42		8-11	20				8	54
1976	Kent Benson, Indiana	Jr.	2	17-34		7-11	18				7	41
1977	Butch Lee, Marquette	Jr.	2	11-32		8-8	6	2	1	1	4	30
1978	Jack Givens, Kentucky	Sr.	2	28-43		8-12	17	4	1	3	6	64
1979	Magic Johnson, Michigan St.	So.	2	17-25		19-22	17	3	0	2	5	53
1980	Darrell Griffith, Louisville	Sr.	2	23-37		11-16	7	15	0	2	4	57
1981	Isiah Thomas, Indiana	So.	2	14-25		9-11	4	9	3	4	8	37
1982	James Worthy, North Carolina	Jr.	2	20-27		2-7	8	9	0	4	6	42
1983	+ Akeem Olajuwon, Houston	So.	2	16-29		9-14	40	3	2	5	5	41
1984	Patrick Ewing, Georgetown	Jr.	2	8-14		2-2	18	1	15	1	7	18
1985	Ed Pinckney, Villanova	Sr.	2	8-14		12-16	15	6	3	0	6	28
1986	Pervis Ellison, Louisville	Fr.	2	15-25		6-8	24	2	3	1	7	36
1987	Keith Smart, Indiana	Jr.	2	14-22		7-9	7	7	0	2	7	35
1988	Danny Manning, Kansas	Sr.	2	25-45	0-1	6-9	17	4	8	9	6	56
1989	Glen Rice, Michigan	Sr.	2	24-49	7-16	4-4	16	1	0	3	3	59
1990	Anderson Hunt, UNLV	So.	2	19-31	9-16	2-4	4	9	1	1	1	49
1991	Christian Laettner, Duke	Jr.	2	12-22	1-1	21-23	17	2	1	2	5	46




Photo by Rich Clarkson/NCAA Photos

Three years of MOPs are represented in this photo as Ohio State's Jerry Lucas (11) tries for a lay-up over the outstretched hand of Cincinnati's Paul Hogue during the 1961 NCAA championship game in Kansas City, Mo. Lucas was named the tournament's most outstanding player in 1960 and 1961, while Hogue took the honors in 1962. The two teams met in both the 1961 and 1962 title games with Cincinnati winning the championship each time. They did not meet again until earlier this 2007 season when Ohio State avenged those losses with a win over the Bearcats in the John Wooden Tradition in Indianapolis in mid-December.

Question...

Who are the only three freshmen named the NCAA tournament most outstanding player?

Answer...

Arnie Ferrin of Utah in 1944, Pervis Ellison of Louisville in 1986 and Carmelo Anthony of Syracuse in 2003



Photo by Ryan McKeay/NCAA Photos

Center Sean May led North Carolina to the 2006 NCAA championship and picked up the most-outstanding-player award along the way. In two games of the Final Four, May scored 48 points while pulling down 17 rebounds.

Year	Player, Team	Cl.	G	FG-A	3FG-A	FT-A	Reb.	Ast.	Blk.	Stl.	PF	Pts.
1992	Bobby Hurley, Duke	Jr.	2	10-24	7-12	8-10	3	11	0	3	6	35
1993	Donald Williams, North Carolina	So.	2	15-23	10-14	10-10	4	1	0	2	2	50
1994	Corliss Williamson, Arkansas	So.	2	21-42	0-0	10-14	21	8	3	4	3	52
1995	Ed O'Bannon, UCLA	Sr.	2	16-35	3-8	10-13	25	3	1	7	3	45
1996	Tony Delk, Kentucky	Sr.	2	15-36	8-16	6-11	9	2	2	3	4	44
1997	Miles Simon, Arizona	Jr.	2	17-37	3-10	17-22	8	6	1	0	1	54
1998	Jeff Sheppard, Kentucky	Sr.	2	16-29	4-10	7-9	10	7	0	4	4	43
1999	Richard Hamilton, Connecticut	Jr.	2	20-39	3-7	8-11	12	4	1	2	4	51
2000	Mateen Cleaves, Michigan St.	Sr.	2	8-18	3-4	10-12	6	5	0	2	4	29
2001	Shane Battier, Duke	Sr.	2	13-26	5-12	12-17	19	8	6	2	4	43
2002	Juan Dixon, Maryland	Sr.	2	10-18	5-11	8-11	3	5	0	7	3	33
2003	Carmelo Anthony, Syracuse	Fr.	2	19-35	6-9	9-11	24	8	0	4	5	53
2004	Emeka Okafor, Connecticut	Jr.	2	17-26	0-0	8-15	22	2	4	1	6	42
2005	Sean May, North Carolina	Jr.	2	19-29	0-0	10-14	17	5	2	1	3	48
2006	Joakim Noah, Florida	So.	2	12-20	0-1	4-4	17	5	10	2	5	28

+team finished second; †team finished third; ‡team finished fourth; *record later vacated

Final Wire Service Polls No. 1 Teams

Year	AP Poll	UPI Poll	NCAA Champion	Champion's Final Ranking	
				AP	UPI
1949	Kentucky	—	Kentucky	1	—
1950	Bradley	—	CCNY	NR	—
1951	Kentucky	Kentucky	Kentucky	1	1
1952	Kentucky	Kentucky	Kansas	8	3
1953	Indiana	Indiana	Indiana	1	1
1954	Kentucky	Indiana	La Salle	2	NR
1955	San Francisco	San Francisco	San Francisco	1	1
1956	San Francisco	San Francisco	San Francisco	1	1
1957	North Carolina	North Carolina	North Carolina	1	1
1958	West Virginia	West Virginia	Kentucky	9	NR
1959	Kansas St.	Kansas St.	California	NR	9
1960	Cincinnati	Cincinnati	Ohio St.	3	3
1961	Ohio St.	Ohio St.	Cincinnati	2	2
1962	Ohio St.	Ohio St.	Cincinnati	2	2
1963	Cincinnati	Cincinnati	Loyola (Ill.)	3	4
1964	UCLA	UCLA	UCLA	1	1
1965	Michigan	Michigan	UCLA	2	2
1966	Kentucky	Kentucky	UTEP	3	3
1967	UCLA	UCLA	UCLA	1	1
1968	Houston	Houston	UCLA	2	2
1969	UCLA	UCLA	UCLA	1	1
1970	Kentucky	Kentucky	UCLA	2	2
1971	UCLA	UCLA	UCLA	1	1
1972	UCLA	UCLA	UCLA	1	1
1973	UCLA	UCLA	UCLA	1	1
1974	North Carolina St.	North Carolina St.	North Carolina St.	1	1
1975	UCLA	Indiana	UCLA	1	2
1976	Indiana	Indiana	Indiana	1	1
1977	Michigan	Michigan	Marquette	7	14
1978	Kentucky	Kentucky	Kentucky	1	1
1979	Indiana St.	Indiana St.	Michigan St.	3	4
1980	DePaul	DePaul	Louisville	2	4
1981	DePaul	DePaul	Indiana	9	9
1982	North Carolina	North Carolina	North Carolina	1	1
1983	Houston	Houston	North Carolina St.	16	14
1984	North Carolina	North Carolina	Georgetown	2	2
1985	Georgetown	Georgetown	Villanova	NR	NR
1986	Duke	Duke	Louisville	7	7
1987	UNLV	UNLV	Indiana	3	2
1988	Temple	Temple	Kansas	NR	NR
1989	Arizona	Arizona	Michigan	10	10
1990	Oklahoma	Oklahoma	UNLV	3	3
1991	UNLV	UNLV	Duke	6	6
1992	Duke	Duke	Duke	1	1
1993	Indiana	Indiana	North Carolina	4	2
1994	North Carolina	Arkansas	Arkansas	2	1
1995	UCLA	UCLA	UCLA	1	1
1996	Massachusetts	Massachusetts	Kentucky	2	2
1997	Kansas	Kansas	Arizona	15	13
1998	North Carolina	North Carolina	Kentucky	5	6
1999	Duke	Duke	Connecticut	3	3
2000	Duke	Duke	Michigan St.	2	2
2001	Duke	Duke	Duke	1	1
2002	Duke	Duke	Maryland	4	4
2003	Kentucky	Kentucky	Syracuse	13	12
2004	Stanford	Stanford	Connecticut	7	7
2005	Illinois	Illinois	North Carolina	2	3
2006	Florida	Duke	Duke	11	10

NR—Not Ranked in Top 20 (Top 10 from 1949-67).
Note: Final poll rankings are released before the NCAA tournament.

Tournament trivia

Question...

What school has won two Final Fours but has never been ranked No. 1 during the season?

Answer...

Louisville

Associated Press No. 1 vs. No. 2 in the Championship Game

Date	No. 1, Score	W-L	No. 2, Score	Site
Mar. 26, 1949	Kentucky 46	W	Oklahoma St. 36	Seattle
Mar. 23, 1957	North Carolina 54	W	Kansas 53	Kansas City, MO
Mar. 25, 1961	Ohio St. 65	L (ot)	Cincinnati 70	Kansas City, MO
Mar. 24, 1962	Ohio St. 59	L	Cincinnati 71	Louisville, KY
Mar. 20, 1965	Michigan 80	L	UCLA 91	Portland, OR
Mar. 19, 1966	Kentucky 65	L	UTEP 72	College Park, MD
Mar. 31, 1975	UCLA 92	W	Kentucky 85	San Diego
Apr. 4, 2005	Illinois 70	L	North Carolina, 75	St. Louis, MO

Seeds at the Final Four

Year	Seeds	Teams
1979	1, 2, 2, 9 (14)	Indiana St., Michigan St. , DePaul, Penn
1980	2, 5, 6, 8 (21)	Louisville , Iowa, Purdue, UCLA
1981	1, 1, 2, 3 (7)	Virginia, LSU, North Carolina, Indiana
1982	1, 1, 3, 6 (11)	North Carolina , Georgetown, Louisville, Houston
1983	1, 1, 4, 6 (12)	Houston, Louisville, Georgia, North Carolina St.
1984	1, 1, 2, 7 (11)	Kentucky, Georgetown , Houston, Virginia
1985	1, 1, 2, 8 (12)	St. John's (N.Y.), Georgetown, Memphis, Villanova
1986	1, 1, 2, 11 (15)	Duke, Kansas, Louisville , LSU
1987	1, 1, 2, 6 (10)	UNLV, Indiana , Syracuse, Providence
1988	1, 1, 2, 6 (10)	Arizona, Oklahoma, Duke, Kansas
1989	1, 2, 3, 3 (9)	Illinois, Duke, Seton Hall, Michigan
1990	1, 3, 4, 4 (12)	UNLV , Duke, Georgia Tech, Arkansas
1991	1, 1, 2, 3 (7)	UNLV, North Carolina, Duke , Kansas
1992	1, 2, 4, 6 (13)	Duke , Indiana, Cincinnati, Michigan
1993	1, 1, 1, 2 (5)	North Carolina , Kentucky, Michigan, Kansas
1994	1, 2, 2, 3 (8)	Arkansas , Arizona, Duke, Florida
1995	1, 2, 2, 4 (9)	UCLA , Arkansas, North Carolina, Oklahoma St.
1996	1, 1, 4, 5 (11)	Kentucky , Massachusetts, Syracuse, Mississippi St.
1997	1, 1, 1, 4 (7)	Kentucky, Minnesota, North Carolina, Arizona
1998	1, 2, 3, 3 (9)	North Carolina, Kentucky , Stanford, Utah
1999	1, 1, 1, 4 (6)	Connecticut , Duke, Michigan St., Ohio St.
2000	1, 5, 8, 8 (22)	Michigan St. , Florida, North Carolina, Wisconsin
2001	1, 1, 2, 3 (7)	Duke , Michigan St., Arizona, Maryland
2002	1, 1, 2, 5 (9)	Kansas, Maryland , Oklahoma, Indiana
2003	1, 2, 3, 3 (9)	Texas, Kansas, Marquette, Syracuse
2004	1, 2, 2, 3 (8)	Duke, Connecticut , Oklahoma St., Georgia Tech
2005	1, 1, 4, 5 (11)	Illinois, North Carolina , Louisville, Michigan St.
2006	2, 3, 4, 11 (20)	UCLA, Florida , LSU, George Mason

Note: champion in bold

The Path to the Championship

Did the champion play the highest-seeded teams along the way?

Year	Team	Champion's Seed	1st	2nd	RSF	RF	NSF	CH	SUM
1979	Michigan St.	2		N(10)	Y(3)	Y(1)	N(9)	Y(1)	24
1980	Louisville	2		Y(7)	N(6)	Y(1)	N(5)	N(8)	27
1981	Indiana	3		Y(6)	N(7)	N(9)	Y(1)	N(2)	25
1982	North Carolina	1		N(9)	Y(4)	N(3)	N(6)	Y(1)	23
1983	North Carolina St.	6	(11)	Y(3)	N(10)	Y(1)	N(4)	Y(1)	30
1984	Georgetown	1		N(9)	N(5)	N(10)	Y(1)	N(2)	27
1985	Villanova	8	(9)	Y(1)	N(5)	Y(2)	N(2)	Y(1)	20
1986	Louisville	2	(15)	Y(7)	Y(3)	N(8)	N(11)	Y(1)	45
1987	Indiana	1	(16)	Y(8)	N(5)	N(10)	Y(1)	N(2)	42
1988	Kansas	6	(11)	N(14)	N(7)	N(4)	N(2)	Y(1)	39
1989	Michigan	3	(14)	N(11)	Y(2)	N(5)	Y(1)	N(3)	36
1990	UNLV	1	(16)	Y(8)	N(12)	N(11)	N(4)	N(3)	54
1991	Duke	2	(15)	Y(7)	N(11)	N(4)	Y(1)	N(3)	41
1992	Duke	1	(16)	N(9)	Y(4)	Y(2)	N(2)	N(6)	39
1993	North Carolina	1	(16)	Y(8)	Y(4)	Y(2)	N(2)	Y(1)	33
1994	Arkansas	1	(16)	N(9)	N(12)	N(3)	N(2)	N(2)	44
1995	UCLA	1	(16)	Y(8)	N(5)	Y(2)	N(4)	N(2)	37
1996	Kentucky	1	(16)	N(9)	Y(4)	Y(2)	Y(1)	N(4)	36
1997	Arizona	4	(13)	N(12)	Y(1)	N(10)	Y(1)	Y(1)	38
1998	Kentucky	2	(15)	N(10)	N(6)	Y(1)	N(3)	N(3)	38
1999	Connecticut	1	(16)	N(9)	N(5)	N(10)	N(4)	Y(1)	45
2000	Michigan St.	1	(16)	Y(8)	Y(4)	Y(2)	N(8)	N(5)	43
2001	Duke	1	(16)	N(9)	Y(4)	N(6)	N(3)	N(2)	40
2002	Maryland	1	(16)	Y(8)	Y(4)	Y(2)	Y(1)	N(5)	36
2003	Syracuse	3	(14)	Y(6)	N(10)	Y(1)	Y(1)	N(2)	34
2004	Connecticut	2	(15)	Y(7)	N(6)	N(8)	Y(1)	N(3)	40
2005	North Carolina	1	(16)	N(9)	N(5)	N(6)	N(5)	Y(1)	42
2006	Florida	3	(14)	N(11)	N(7)	Y(1)	N(11)	N(2)	46

Y—Yes; N—No; Opponent's seed in parentheses.



Photo by Rich Clarkson/NCAA Photos

Five of the eight times the Associated Press No. 1 team met the No. 2 team in the championship game, the No. 2 team came away with the upset, including the 1966 title bout. No. 2 UTEP (then called Texas Western) defeated No. 1 Kentucky, 72-65. UTEP was led by Bobby Joe Hill (14), pictured here surrounded by Wildcats as he tries to get the ball to teammate Harry Flournoy (44). The Kentucky players shown are Larry Conley (40) and Tommy Kron (30).



Photo by Richard Mackson/NCAA Photos

Villanova coach Rollie Massimino takes the first cut at the net after his squad upset Georgetown, 66-64, to win the 1985 NCAA championship. In the first year of the expanded 64-team bracket, 8th-seeded Villanova had arguably one of the toughest roads ever to the championship by beating two No. 1 seeds and two No. 2 seeds.

All-Tournament Teams

(First player listed each year was the most outstanding player.)

Final Four record later vacated is indicated by (*).

1939

Not chosen

1940

Marv Huffman, Indiana
Jay McCreary, Indiana
Bob Menke, Indiana
Howard Engleman, Kansas
Bob Allen, Kansas

1941-51

Not chosen

1952

Clyde Lovellette, Kansas
James Bredar, Illinois
John Kerr, Illinois
Dean Kelley, Kansas
Bob Zawoluk, St. John's (N.Y.)
Ron MacGilvray, St. John's (N.Y.)

1953

B.H. Born, Kansas
Bob Leonard, Indiana
Don Schlundt, Indiana
Dean Kelley, Kansas
Bob Houbregs, Washington

1954

Tom Gola, La Salle
Bob Carney, Bradley
Charlie Singley, La Salle
Jesse Arnelles, Penn St.
Roy Irvin, Southern California

1955

Bill Russell, San Francisco
Jim Ranglos, Colorado
Carl Cain, Iowa
Tom Gola, La Salle
K.C. Jones, San Francisco

1956

Hal Lear, Temple
Carl Cain, Iowa
Bill Logan, Iowa
Hal Perry, San Francisco
Bill Russell, San Francisco

1957

Wilt Chamberlain, Kansas
John Green, Michigan St.
Pete Brennan, North Carolina
Lennie Rosenbluth, North Carolina
Gene Brown, San Francisco

1958

Elgin Baylor, Seattle
Johnny Cox, Kentucky
Vern Hatton, Kentucky
Charley Brown, Seattle
Guy Rodgers, Temple

1959

Jerry West, West Virginia
Denny Fitzpatrick, California
Darrall Imhoff, California
Oscar Robertson, Cincinnati
Don Goldstein, Louisville

1960

Jerry Lucas, Ohio St.
Darrall Imhoff, California
Oscar Robertson, Cincinnati
Mel Nowell, Ohio St.
Tom Sanders, New York U.

1961

Jerry Lucas, Ohio St.
Carl Bouldin, Cincinnati
Bob Wiesenbahn, Cincinnati
Larry Siegfried, Ohio St.
*Jack Egan, St. Joseph's

1962

Paul Hogue, Cincinnati
Tom Thacker, Cincinnati
John Havlicek, Ohio St.
Jerry Lucas, Ohio St.
Len Chappell, Wake Forest

1963

Art Heyman, Duke
Ron Bonham, Cincinnati
Tom Thacker, Cincinnati
George Wilson, Cincinnati
Les Hunter, Loyola (Ill.)

1964

Walt Hazzard, UCLA
Jeff Mullins, Duke
Willie Murrell, Kansas St.
Bill Buntin, Michigan
Gail Goodrich, UCLA

1965

Bill Bradley, Princeton
Cazzie Russell, Michigan
Gail Goodrich, UCLA
Edgar Lacey, UCLA
Kenny Washington, UCLA

1966

Jerry Chambers, Utah
Jack Marin, Duke
Louie Dampier, Kentucky
Pat Riley, Kentucky
Bobby Joe Hill, UTEP

1967

Lew Alcindor, UCLA
Don May, Dayton
Elvin Hayes, Houston
Lucius Allen, UCLA
Mike Warren, UCLA

1968

Lew Alcindor, UCLA
Larry Miller, North Carolina
Lucius Allen, UCLA
Lynn Shackelford, UCLA
Mike Warren, UCLA

1969

Lew Alcindor, UCLA
Willie McCarter, Drake
Charlie Scott, North Carolina
Rick Mount, Purdue
John Vallely, UCLA

1970

Sidney Wicks, UCLA
Artis Gilmore, Jacksonville
Jimmy Collins, New Mexico St.
Curtis Rowe, UCLA
John Vallely, UCLA

1971

*Howard Porter, Villanova
*Hank Siemionkowski, Villanova
*Jim McDaniels, Western Ky.
Steve Patterson, UCLA
Sidney Wicks, UCLA

1972

Bill Walton, UCLA
Ron King, Florida St.
Jim Price, Louisville
Bob McAdoo, North Carolina
Keith Wilkes, UCLA

1973

Bill Walton, UCLA
Steve Downing, Indiana
Larry Finch, Memphis
Larry Kenon, Memphis
Ernie DiGregorio, Providence

1974

David Thompson, North Carolina St.
Maurice Lucas, Marquette
Tom Burlinson, North Carolina St.
Monte Towe, North Carolina St.
Bill Walton, UCLA

1975

Richard Washington, UCLA
Kevin Grevey, Kentucky
Allen Murphy, Louisville
Jim Lee, Syracuse
Dave Meyers, UCLA

1976

Kent Benson, Indiana
Tom Abernethy, Indiana
Scott May, Indiana
Rickey Green, Michigan
Marques Johnson, UCLA

1977

Butch Lee, Marquette
Bo Ellis, Marquette
Jerome Whitehead, Marquette
Walter Davis, North Carolina
Mike O'Koren, North Carolina
Cedric Maxwell, Charlotte

1978

Jack Givens, Kentucky
Ron Brewer, Arkansas
Mike Gminski, Duke
Jim Spanarkel, Duke
Rick Robey, Kentucky

1979

Magic Johnson, Michigan St.
Mark Aguirre, DePaul
Gary Garland, DePaul
Larry Bird, Indiana St.
Greg Kelsner, Michigan St.

1980

Darrell Griffith, Louisville
Rodney McCray, Louisville
Joe Barry Carroll, Purdue
*Rod Foster, UCLA
*Kiki Vandeweghe, UCLA

1981

Isiah Thomas, Indiana
Jim Thomas, Indiana
Landon Turner, Indiana
Al Wood, North Carolina
Jeff Lamp, Virginia

1982

James Worthy, North Carolina
Patrick Ewing, Georgetown
Eric Floyd, Georgetown
Michael Jordan, North Carolina
Sam Perkins, North Carolina

1983

Akeem Olajuwon, Houston
Thurl Bailey, North Carolina St.
Sidney Lowe, North Carolina St.
Dereck Whittenburg, North Carolina St.
Milt Wagner, Louisville

1984

Patrick Ewing, Georgetown
Michael Graham, Georgetown
Alvin Franklin, Houston
Akeem Olajuwon, Houston
Michael Young, Houston

1985

Ed Pinckney, Villanova
Patrick Ewing, Georgetown
Harold Jensen, Villanova
Dwayne McClain, Villanova
Gary McLain, Villanova

1986

Pervis Ellison, Louisville
Mark Alarie, Duke
Tommy Amaker, Duke
Johnny Dawkins, Duke
Billy Thompson, Louisville

1987

Keith Smart, Indiana
Steve Alford, Indiana
Armon Gilliam, UNLV
Derrick Coleman, Syracuse
Sherman Douglas, Syracuse

1988

Danny Manning, Kansas
Sean Elliott, Arizona
Milt Newton, Kansas
Stacey King, Oklahoma
Dave Sieger, Oklahoma

1989

Glen Rice, Michigan
Danny Ferry, Duke
Rumeal Robinson, Michigan
Gerald Greene, Seton Hall
John Morton, Seton Hall

1990

Anderson Hunt, UNLV
Phil Henderson, Duke
Dennis Scott, Georgia Tech
Stacey Augmon, UNLV
Larry Johnson, UNLV

1991

Christian Laettner, Duke
Bobby Hurley, Duke
Bill McCaffrey, Duke
Mark Randall, Kansas
Anderson Hunt, UNLV

1992

Bobby Hurley, Duke
Grant Hill, Duke
Christian Laettner, Duke
*Jalen Rose, Michigan
*Chris Webber, Michigan

1993

Donald Williams, North Carolina
Jamal Mashburn, Kentucky
*Chris Webber, Michigan
George Lynch, North Carolina
Eric Montross, North Carolina

1994

Corliss Williamson, Arkansas
Corey Beck, Arkansas
Scotty Thurman, Arkansas
Grant Hill, Duke
Antonio Lang, Duke

1995

Ed O'Bannon, UCLA
Clint McDaniel, Arkansas
Corliss Williamson, Arkansas
Bryant Reeves, Oklahoma St.
Toby Bailey, UCLA

1996

Tony Delk, Kentucky
Ron Mercer, Kentucky
*Marcus Camby, Massachusetts
Todd Burgan, Syracuse
John Wallace, Syracuse

1997

Miles Simon, Arizona
Mike Bibby, Arizona
Ron Mercer, Kentucky
Scott Padgett, Kentucky
Bobby Jackson, Minnesota

1998

Jeff Sheppard, Kentucky
Scott Padgett, Kentucky
Arthur Lee, Stanford
Michael Doleac, Utah
Andre Miller, Utah

1999

Richard Hamilton, Connecticut
Khalid El-Amin, Connecticut
Richard Moore, Connecticut
Elton Brand, Duke
Trajan Langdon, Duke

2000

Mateen Cleaves, Michigan St.
Udonis Haslem, Florida
Charlie Bell, Michigan St.
A.J. Granger, Michigan St.
Morris Peterson, Michigan St.

2001

Shane Battier, Duke
Mike Dunleavy, Duke
Jason Williams, Duke
Richard Jefferson, Arizona
Loren Woods, Arizona

2002

Juan Dixon, Maryland
Lonny Baxter, Maryland

Chris Wilcox, Maryland
Dane Fife, Indiana
Kyle Hornsby, Indiana

2003

Carmelo Anthony, Syracuse
Gerry McNamara, Syracuse
Nick Collison, Kansas
Kirk Hinrich, Kansas
Keith Langford, Kansas

2004

Emeka Okafor, Connecticut
Rashad Anderson, Connecticut
Ben Gordon, Connecticut
Will Bynum, Georgia Tech
Luke Schenscher, Georgia Tech

2005

Sean May, North Carolina
Luther Head, Illinois

Deron Williams, Illinois
Raymond Felton, North Carolina
Rashad McCants, North Carolina

2006

Joakim Noah, Florida
Corey Brewer, Florida
Taurean Green, Florida
Lee Humphrey, Florida
Jordan Farmar, UCLA

All-Decade Teams

Note: All selections made before the 1988 tournament.

ALL-TIME TEAM

Lew Alcindor, UCLA (1967-68-69)
Larry Bird, Indiana St. (1979)
Wilt Chamberlain, Kansas (1957)
Earvin "Magic" Johnson, Michigan St. (1979)
Michael Jordan, North Carolina (1982)

1939-40s

Howie Dallmar, Stanford (1942)
Jim Pollard, Stanford (1942)
Kenny Sailors, Wyoming (1943)
Arnie Ferrin, Utah (1944)
Bob Kurland, Oklahoma St. (1945-46)
Gerald Tucker, Oklahoma (1947)
George Kaftan, Holy Cross (1947)
Ralph Beard, Kentucky (1948-49)
Alex Groza, Kentucky (1948-49)
Dwight Eddleman, Illinois (1949)

1950s

Clyde Lovellette, Kansas (1952)
Tom Gola, La Salle (1954)
K.C. Jones, San Francisco (1955)
Bill Russell, San Francisco (1955-56)
Wilt Chamberlain, Kansas (1957)
Lennie Rosenbluth, North Carolina (1957)
Elgin Baylor, Seattle (1958)
Guy Rodgers, Temple (1958)
Jerry West, West Virginia (1959)
Oscar Robertson, Cincinnati (1959-60)

1960s

Jerry Lucas, Ohio St. (1960-61)
John Havlicek, Ohio St. (1961-62)
Gail Goodrich, UCLA (1964-65)
Walt Hazzard, UCLA (1964)
Jeff Mullins, Duke (1964)
Bill Bradley, Princeton (1965)
Cazzie Russell, Michigan (1965)
Elvin Hayes, Houston (1967-68)
Lew Alcindor, UCLA (1967-68-69)
Charlie Scott, North Carolina (1968-69)

1970s

Sidney Wicks, UCLA (1969-70)
Bill Walton, UCLA (1972-73-74)
Keith Wilkes, UCLA (1972-73-74)
David Thompson, North Carolina St. (1974)
Marques Johnson, UCLA (1975-76)
Kent Benson, Indiana (1976)
Scott May, Indiana (1976)
Jack Givens, Kentucky (1978)
Larry Bird, Indiana St. (1979)
Earvin "Magic" Johnson, Michigan St. (1979)

1980-87

Darrell Griffith, Louisville (1980)
Rodney McCray, Louisville (1980)
Isiah Thomas, Indiana (1981)
Patrick Ewing, Georgetown (1982-84-85)
Michael Jordan, North Carolina (1982)
James Worthy, North Carolina (1982)
Akeem Olajuwon, Houston (1983-84)
Ed Pinckney, Villanova (1985)
Johnny Dawkins, Duke (1986)
Steve Alford, Indiana (1987)

SELECTION PANEL

Denny Crum, Louisville
Dean Smith, North Carolina
Joe B. Hall, Kentucky
Pete Newell, California
Vic Bubas, Sun Belt Conference
Dave Gavitt, Big East Conference
Jud Heathcote, Michigan St.
John Thompson, Georgetown
Henry Iba, Oklahoma St.
John Wooden, UCLA
Wayne Duke, Big Ten Conference

**Consensus All-Americans
in the Final Four**

(Players who were consensus all-Americans the year their team played in the Final Four.)

Final Four record later vacated is indicated by (*).
Injured in regional final game and did not play in Final Four is indicated by (#).

ARIZONA

Sean Elliott 1988

ARKANSAS

Johnny Adams 1941

BRADLEY

Paul Unruh 1950

CALIFORNIA

Darrall Imhoff 1960

CINCINNATI

Oscar Robertson 1959-60
Ron Bonham 1963
Tom Thacker 1963

CONNECTICUT

Richard Hamilton 1999
Emeka Okafor 2004

DARTMOUTH

Audley Brindley 1944

DUKE

Art Heyman 1963
Johnny Dawkins 1986
Danny Ferry 1989
Christian Laettner 1992
Grant Hill 1994
Elton Brand 1999
Shane Battier 2001
Jason Williams 2001

GEORGETOWN

Eric Floyd 1982
Patrick Ewing 1984-85

HOUSTON

Elvin Hayes 1967-68
Akeem Olajuwon 1984

ILLINOIS

Rod Fletcher 1952
Dee Brown 2005

INDIANA

Kent Benson 1976
Scott May 1976
Isiah Thomas 1981
Steve Alford 1987

INDIANA ST.

Larry Bird 1979

KANSAS

Clyde Lovellette 1952
Wilt Chamberlain 1957
Danny Manning 1988
Drew Gooden 2002
Nick Collison 2003

KANSAS ST.

Bob Boozer 1958

KENTUCKY

Ralph Beard 1948-49
Alex Groza 1949
Bill Spivey 1951
Jamal Mashburn 1993
Tony Delk 1996
Ron Mercer 1997

LA SALLE

Tom Gola 1954-55

LOUISVILLE

Darrell Griffith 1980

LOYOLA (ILL.)

Jerry Harkness 1963

MARQUETTE

Dwyane Wade 2003

MARYLAND

Juan Dixon 2002

MASSACHUSETTS

Marcus Camby 1996

MEMPHIS

*Keith Lee 1985

MICHIGAN

Cazzie Russell 1965
Chris Webber 1993

MICHIGAN ST.

Magic Johnson 1979
Mateen Cleaves 1999

UNLV

Larry Johnson 1990-91

NORTH CAROLINA

Lennie Rosenbluth 1957
Larry Miller 1968
Bob McAdoo 1972
Phil Ford 1977
James Worthy 1982
Jerry Stackhouse 1995
Antawn Jamison 1998

NORTH CAROLINA ST.

David Thompson 1974

OHIO ST.

Jimmy Hull 1939
Jerry Lucas 1961-62

OKLAHOMA

Gerald Tucker 1947

OKLAHOMA ST.

Bob Kurland 1945-46

OREGON

Slim Wintermute 1939

PRINCETON

Bill Bradley 1965

PROVIDENCE

Ernie DiGregorio 1973

PURDUE

Rick Mount 1969
Joe Barry Carroll 1980

ST. BONAVENTURE

#Bob Lanier 1970

ST. JOHN'S (N.Y.)

Chris Mullin 1985

SAN FRANCISCO

Bill Russell 1955-56

SEATTLE

Elgin Baylor 1958

SOUTHERN CALIFORNIA

Ralph Vaughn 1940

TEMPLE

Guy Rodgers 1958

TEXAS

T.J. Ford 2003

UCLAWalt Hazzard 1964
Gail Goodrich 1965
Lew Alcindor 1967-69
Sidney Wicks 1971
Henry Bibby 1972
Bill Walton 1972-74
Keith Wilkes 1973-74
Dave Meyers 1975
Richard Washington 1976
Ed O'Bannon 1995**VIRGINIA**

Ralph Sampson 1981

WAKE FOREST

Len Chappell 1962

WASHINGTON

Bob Houbregs 1953

WESTERN KY.

*Jim McDaniels 1971

WISCONSIN

Gene Englund 1941

WYOMING

Kenny Sailors 1943

Game Officials*Officiated the championship game is indicated by (#).***1939**Lyle Clarno#
John Getchell#**1940**Gil MacDonald#
Ted O'Sullivan#**1941**Wally Cameron#
Bill Haarlow#**1942**Glenn Adams#
Abb Curtis#**1943**Matty Begovich#
Pat Kennedy#**1944**Paul Menton#
James Osborne#**1945**Glenn Adams#
James Beiersdorfer
Edward Boyle
Abb Curtis#**1946**Jocko Collins#
Pat Kennedy#
John Nucatola
William Orwig**1947**Hagan Anderson#
Bill Haarlow
Pat Kennedy#
William Orwig**1948**Matty Begovich
Bill Haarlow#
Gil MacDonald#
James Osborne**1949**Abb Curtis
Hal Lee#
Tim McCullough#
Cliff Ogden**1950**Lou Eisenstein#
Ronald Gibbs#
Remy Meyer
John Morrow**1951**

No officials listed

1952Joe Conway
Lou Eisenstein#
Al Lightner#
Cliff Ogden#**1953**Joe Conway
Alex George
Al Lightner#
Cliff Ogden
Shaw#**1954**Hagan Anderson#
Dick Ball
Ross Dean#
Jim Enright**1955**Phil Fox
Mike Milner
Max Mohr
Cliff Ogden**1956**Tommy Bell
Alex George
Red Mihalik
Harvey Murdock**1957**Hagan Anderson#
Joe Conway#
Al Lightner
Cliff Ogden**1958**Joe Conway
Al Mercer
Red Mihalik
John Morrow**1959**Tommy Bell#
Charles Chuckovits
Al Lightner
Floyd Magnusson
Red Mihalik#**1960**Joe Conway
William Fouts
Alex George#
Red Mihalik**1961**Ernest Filiberti#
Phil Fox#
Tom Glenn
Lenny Wirtz**1962**Charles Eckman#
Dan Elser
Rudy Marick#
Dan Watson**1963**Bill Busenius#
Alex George#
Tom Glennon
Chuck Ovitz**1964**Charles Fouty
Tom Glennon#
Steve Honzo
Red Mihalik#**1965**Steve Honzo#
Bob Korte
Floyd Magnuson
Red Mihalik#**1966**Bill Busenius
Steve Honzo#
Thornton Jenkins
Lenny Wirtz**1967**

Lenny Wirtz#

1968Bill Busenius
Charles Fouty#
Steve Honzo#
Thornton Jenkins**1969**Irv Brown#
Michael DiTomasso#
Charles Fouty
John Overby**1970**Otis Allmond
Rudy Marich
Bobby Scott#
Art White
Lenny Wirtz#**1971**Jim Bain#
Irv Brown#
Steve Honzo
Art White**1972**Irv Brown#
Reggie Copeland
Jim Hernjack
Bobby Scott#**1973**

Jack Ditty

Jim Howell#Joe Shosid#
Art White**1974**Irv Brown#
Paul Galvan
Jim Howell#
Rich Weiler**1975**Paul Galvan
Hank Nichols#
Lou Soriano
Bob Wortman#**1976**Jim Bain
Irv Brown#
Charles Fouty
Bob Wortman#**1977**Irv Brown
Reggie Copeland#
Charles Fouty
Paul Galvan#**1978**Jim Bain#
Roy Clymer#
Jim Howell
Dale Kelley**1979**Frank Buckiewicz
Gary Muncy#
Hank Nichols#
Jody Silvester
Rich Weiler
Lenny Wirtz#**1980**Robert Herrold
Larry Lembo#
Hank Nichols#
Bob Rhodes
Booker Turner
Rich Weiler#**1981**Bobby Dibbler
Jim Howell
Dale Kelley
Ken Lauderdale#
Lou Moser#
Booker Turner#**1982**John Dabrow#
Bobby Dibbler#
Joe Forte
Hank Nichols#
Tom Rucker
Bob Wortman**1983**Joe Forte#
Paul Housman#
Larry Lembo
Hank Nichols#
Booker Turner
Rich Weiler**1984**Jim Clark
Hank Nichols
Dick Paparo
Ron Spitzer#
Mike Tanco#
Booker Turner#**1985**Jim Burr
John Clougherty#
Bobby Dibbler#
Willis McJunkin
Don Rutledge#
Charles Vacca**1986**John Clougherty
Tom Fincken
Joe Forte
Paul Galvan
Hank Nichols#
Dick Paparo
Pete Pavia#
Don Rutledge#
Lenny Wirtz**1987**John Clougherty
Nolan Fine#
Joe Forte#
Paul Galvan
Luis Grillo
Rusty Herring
Dick Paparo
Don Rutledge
Jody Silvester#**1988**Jim Burr
John Clougherty#
Joe Forte
Luis Grillo
Tim Higgins#
Ed Hightower#
Paul Housman
Larry Lembo
Booker Turner**1989**John Clougherty#
Mickey Crowley#
Tom Harrington
Ed Hightower
Ted Hillary
David Jones
Larry Lembo
Tom Rucker#
Don Rutledge**1990**Jim Bain
Richie Ballesteros#
Frank Bosone
Jim Burr
Gerry Donaghy
Tim Higgins#
Ed Hightower#
Dick Paparo
Jim Stupin**1991**Jim Burr#
John Clougherty
Mickey Crowley#
Gerry Donaghy
Ed Hightower
Tom O'Neill
Pete Pavia
Charles Range#
Ted Valentine**1992**Jim Burr
John Clougherty
Gerry Donaghy#
Tom Harrington#
Tim Higgins
Ed Hightower
David Libbey#
Don Rutledge
Ted Valentine**1993**Jim Burr
John Clougherty
Gerry Donaghy
Tom Harrington#
Ed Hightower#
Dick Paparo
Larry Rose
Jim Stupin#
Ted Valentine**1994**Jim Burr#
Ted Hillary
Ed Hightower
David Libbey
Tom Rucker
Mike Sanzere
Jody Silvester#
Jim Stupin
Ted Valentine#**1995**Jim Burr#
John Cahill#
Tom Harrington
Tom Lopes
Gene Monje
Dick Paparo
Andre Pattillo
Charles Range
Ted Valentine#

1996

John Clougherty#
Ed Hightower
Michael Kitts
David Libbey#
Andre Pattillo
Tom Rucker
Mike Sanzere
Frank Scagliotta
Scott Thornley#

1997

Gerald Boudreaux
Jim Burr
John Clougherty
Tim Higgins#
David Libbey
Tom O'Neill#
Andre Pattillo
Frank Scagliotta
Ted Valentine#

1998

Jim Burr#
John Clougherty
Bob Donato
Donnee Gray#
Tim Higgins
Andre Pattillo
Larry Rose
Don Rutledge
Mike Sanzere#

1999

Gerald Boudreaux#
Jim Burr
John Cahill
Tim Higgins#
David Libbey
Larry Rose
Curtis Shaw
Scott Thornley#
Mark Whitehead

2000

Gerald Boudreaux#
Jim Burr#
John Cahill
John Clougherty
Donnee Gray
David Hall#
Tim Higgins
Andre Pattillo
Jody Silvester

2001

Gerald Boudreaux#
Ed Corbett#
Bob Donato
Tony Greene
Clint McDaniel
Ted Hillary
David Libbey
Mark Reischling
Scott Thornley#

2002

Jim Burr#
Dick Cartmell#
Ed Corbett
Duke Edsall
Tony Greene#
Tim Higgins
Ed Hightower
Michael Kitts
David Libbey

2003

Gerald Boudreaux#
Dick Cartmell#
Reginald Cofer#
Donnee Gray
Karl Hess
Michael Kitts
David Libbey
Tom Lopes
Larry Rose

2004

Jim Burr
Dick Cartmell#
Donnee Gray
David Hall
Verne Harris#
Tim Higgins
Ted Hillary
Randy McCall#
Olandis Poole

2005

Jim Burr
John Cahill#
Ed Corbett#
Robert Donato
Reggie Greenwood
Verne Harris#
Ed Hightower
Randy McCall
Doug Shows

2006

Jim Burr#
John Cahill#
Dick Cartmell
Ed Corbett
Tony Greene#
Karl Hess
Ed Hightower
Curtis Shaw
Ted Valentine

All-Time Participants

TEAM (Appearances-Players)**ARIZONA (4-36)**

Gilbert Arenas 2001
Mike Bibby 1997
Joseph Blair 1994
A.J. Bramlett 1997
Andy Brown 1994
Jud Buechler 1988
Anthony Cook 1988
Bennett Davison 1997
Michael Dickerson 1997
Eugene Edgeron 1997, 2001
Sean Elliott 1988
Kevin Flanagan 1994
Jason Gardner 2001
Reggie Geary 1994
Donnell Harris 1997
Richard Jefferson 2001
Jarvis Kelley 1994
Steve Kerr 1988
Kenny Lofton 1988
Harvey Mason 1988
Joe McLean 1994
Craig McMillan 1988
Ray Owes 1994
Khalid Reeves 1994
Jason Richey 1994
Dylan Rigdon 1994
Miles Simon 1997
Damon Stoudamire 1994
Jason Terry 1997
Tom Tolbert 1988
Joe Turner 1988
Luke Walton 2001
Justin Wessel 2001
Corey Williams 1994
Loren Woods 2001
Michael Wright 2001

ARKANSAS (6-51)

Johnny Adams 1941
O'Neal Adams 1941
Corey Beck 1994-95
Chris Bennett 1978
Ken Biley 1994
Arlyn Bowers 1990
Ron Brewer 1978
Tony Byles 1945
Gordon Carpenter 1941
Jody Copeland 1945
Jim Counce 1978
Mario Credit 1990
Todd Day 1990
Marvin Delph 1978
Al Dillard 1994-95
Bill Flynt 1945
John Freiburger 1941
Reggie Garrett 1995
Darrell Hawkins 1990
Howard Hickey 1941
Lenzie Howell 1990

Ron Huery 1990
Charles Jolliff 1945
Kenneth Kearne 1945
George Kok 1945
Warren Linn 1990
Larry Marks 1990
Elmer Martin 1995
Lee Mayberry 1990
Clint McDaniel 1994-95
Oliver Miller 1990
Sidney Moncrief 1978
Ernie Murry 1990
R.C. Pitts 1941
Ulysses Reed 1978
Ocie Richie 1945
Davor Rimac 1994-95
Nobel Robbins 1941
Darnell Robinson 1994-95
Steve Schall 1978
Frank Schumchik 1945
Mike Schumchik 1945
Dwight Stewart 1994-95
Scotty Thurman 1994-95
Paul Wheeler 1945
Cannon Whitby 1990
Landis Williams 1995
Corliss Williamson 1994-95
Lee Wilson 1994-95
Clayton Wynne 1941
Alan Zahn 1978

BAYLOR (2-15)

Gordon Carrington 1950
Gerald Cobb 1950
Bill DeWitt 1948, 50
W.A. Fleetwood 1950
William Harris 1950
Don Heathington 1948, 50
William Hickman 1948, 50
Edward Hovde 1950
Bill Johnson 1948, 50
Norman Mullins 1950
James Owens 1948
Odell Preston 1948, 50
Ralph Pulley 1948
Jackie Robinson 1948
William Srack 1948, 50

BRADLEY (2-22)

Harvey Babetch 1954
Elmer Behnke 1950
Bob Carney 1954
Mike Chianakas 1950
Dick Estergard 1954
Jack Gower 1954
Bud Grover 1950
Jim Kelly 1950
John Kent 1954
Barney Kilcullen 1954
Ed King 1954
Billy Mann 1950
Dino Melchiorre 1950
Gene Melchiorre 1950
Lee O'Connell 1954
Richard Petersen 1954
Aaron Preece 1950
John Riley 1954

Fred Schlichtman 1950
Joe Stowell 1950
Paul Unruh 1950
Lee Utt 1954

CALIFORNIA (3-29)

Bill Alexander 1960
Bob Anderson 1946
Ned Averback 1960
Al Buch 1959
Bob Dalton 1959
Les Dean 1946
Dick Doughty 1959-60
Denny Fitzpatrick 1959
Tandy Gillis 1960
Jack Groat 1959
Bob Hogeboom 1946
Lowell Holcombe 1946
Darrall Imhoff 1959-60
Merv LaFaille 1946
Dick Larner 1946
Jerry Mann 1960
Bill McClintock 1959-60
Stan Morrison 1960
Art Mower 1946
Ed Pearson 1960
Cal Riemcke 1946
Earl Shultz 1960
Bernie Simpson 1959
James Smith 1946
Dave Stafford 1960
George Walker 1946
Bob Wendell 1960
Andy Wolfe 1946
Jim Wray 1946

CHARLOTTE (1-12)

Ken Angel 1977
Todd Crowley 1977
Jeff Gruber 1977
Mike Hester 1977
Chad Kinch 1977
Kevin King 1977
Lew Massey 1977
Cedric Maxwell 1977
Phil Scott 1977
Melvin Watkins 1977
Lee Whitfield 1977
Jerry Winston 1977

CINCINNATI (6-36)

Mark Altenau 1961
Corie Blount 1992
Ron Bonham 1962-63
Carl Bouldin 1959-61
John Bryant 1960
Anthony Buford 1992
Jim Calhoun 1961
Dick Cetrone 1959
Ken Cunningham 1963
Ralph Davis 1959-60
Fred Dierking 1960-61
Tarrance Gibson 1992
Dale Heidotting 1961, 63
Paul Hogue 1960-62
Allen Jackson 1992
Herb Jones 1992

Mel Landfried 1959
Erik Martin 1992
Fritz Meyer 1963
Ron Nail 1959
Terry Nelson 1992
Sandy Pomerantz 1960
Ron Reis 1960
Oscar Robertson 1959-60
Jeff Scott 1992
Larry Shingleton 1961, 63
Tom Sizer 1960-62
Gene Smith 1963
Dave Tenwick 1959
Tom Thacker 1961-63
Nick Van Exel 1992
Bill Whitaker 1959
Bob Wiesenbahn 1959-61
Larry Willey 1959-60
George Wilson 1962-63
Tony Yates 1961-63

CCNY (2-18)

Mason Benson 1947
Herb Cohen 1950
Irwin Dambrot 1947, 50
Phil Farbman 1947
Everett Finestone 1947
Joe Galiber 1947, 50
Sonny Jameson 1947
Floyd Layne 1950
Norman Mager 1950
Paul Malamed 1947
Lionel Malamed 1947
Ronald Nadell 1950
Edward Roman 1950
Alvin Roth 1950
Paul Schmones 1947
Hilpy Shapiro 1947
Sidney Trubowitz 1947
Edward Warner 1950

COLORADO (2-18)

Melvin Coffman 1955
Robert Doll 1942
Jim Grant 1955
Burdette Haldorson 1955
George Hamburg 1942
George Hannah 1955
Horace Huggins 1942
Bob Jeangerard 1955
Bob Kirchner 1942
Floyd Mansfield 1955
Leason McCloud 1942
Charlie Mock 1955
Heath Nuckolls 1942
Bill Peterson 1955
Donald Putnam 1942
Jim Ranglos 1955
Wilbert Walter 1955
Bob Yardley 1955

CONNECTICUT (2-20)

Rashad Anderson 2004
Hilton Armstrong 2004
Josh Boone 2004
Denham Brown 2004
Talieq Brown 2004

Khalid El-Amin 1999
 Kevin Freeman 1999
 Ben Gordon 2004
 Richard Hamilton 1999
 E.J. Harrison 1999
 Rashamel Jones 1999
 Antric Klaiber 1999
 Ricky Moore 1999
 Albert Mouring 1999
 Emeka Okafor 2004
 Edmund Saunders 1999
 Shamon Tooles 2004
 Charlie Villanueva 2004
 Jake Voskuhl 1999
 Souleymane Wane 1999

DARTMOUTH (2-20)

James Briggs 1942
 Audley Brindley 1944
 Robert Gale 1944
 Vincent Goering 1944
 Harry Leggat 1944
 Richard McGuire 1944
 Gordon McKernan 1942
 Walter Mercer 1944
 John Monahan 1944
 George Munroe 1942
 Franklin Murphy 1944
 Robert Myers 1942
 Everett Nordstrom 1944
 William Parmer 1942
 Charles Pearson 1942
 Henry Pogue 1942
 James Olsen 1942
 Connor Shaw 1942
 Stanley Skaug 1942
 Joseph Vancisin 1944

DAYTON (1-12)

Tom Heckman 1967
 Bob Hooper 1967
 Dave Inderrieden 1967
 Gene Klaus 1967
 Don May 1967
 Dan Obrovac 1967
 Dan Sadlier 1967
 John Samanich 1967
 Ned Sharpenter 1967
 Glinder Torain 1967
 Jim Wannemacher 1967
 Rudy Waterman 1967

DePAUL (2-15)

Mark Aguirre 1979
 Clyde Bradshaw 1979
 Jimmy Cominsky 1943
 Mel Frailey 1943
 Gary Garland 1979
 John Jorgenson 1943
 Tony Kelly 1943
 William Madey 1979
 Dennis McGuire 1979
 George Mikan 1943
 James Mitchem 1979
 Chris Nikitas 1979
 Bill Ryan 1943
 Dick Starzyk 1943
 Curtis Watkins 1979

DRAKE (1-12)

Don Draper 1969
 Ron Gwin 1969
 Bob Mast 1969
 Willie McCarter 1969
 Jim O'Dea 1969
 Garry Odum 1969
 Dolph Pulliam 1969
 Dale Teeter 1969
 Rick Wanamaker 1969
 Al Williams 1969
 Willie Wise 1969
 Gary Zeller 1969

DUKE (14-89)

Alaa Abdelnaby 1988-90
 Mark Alarie 1986
 Tommy Amaker 1986
 Christian Ast 1992
 William Avery 1999
 Eugene Banks 1978
 Tony Barone 1966
 Shane Battier 1999, 2001
 Bob Bender 1978
 Jay Bilas 1986

Kenny Blakeney 1992
 Carlos Boozer 2001
 Elton Brand 1999
 Robert Brickley 1988-90
 Clay Buckley 1989-90
 Jay Buckley 1963-64
 Andre Buckner 2001
 Chris Burgess 1999
 George Burgin 1989
 Ron Burt 1992
 Jeff Capel 1994
 Chris Carrawell 1999
 Warren Chapman 1966
 Marty Clark 1992, 94
 Chris Collins 1994
 Joe Cook 1988, 90
 Ray Cox 1963-64
 Brian Davis 1989-92
 Johnny Dawkins 1986
 Luol Deng 2004
 Kenny Dennard 1978
 Sean Dockery 2004
 Chris Duhon 2001, 04
 Mike Dunleavy 2001
 Daniel Ewing 2004
 Dennis Ferguson 1963-64
 Danny Ferry 1986, 88-89
 Mike Gminski 1978
 Scott Goetsch 1978
 John Harrell 1978
 Buzzy Harrison 1963-64
 Frank Harscher 1964
 David Henderson 1986
 Phil Henderson 1988-90
 Ron Herbster 1963-64
 Art Heyman 1963
 Grant Hill 1991-92, 94
 Thomas Hill 1990-92
 Nick Horvath 2004
 Bobby Hurley 1990-92
 Nate James 1999, 2001
 Bob Jamieson 1963
 Joe Kennedy 1966
 Billy King 1986
 Brent Kitching 1963-64
 Tim Kolodziej 1966
 Greg Koubek 1988-91
 Chris Laettner 1989-92
 Antonio Lang 1991-92, 94
 Trajan Langdon 1999
 Mike Lewis 1966
 Jim Liccardo 1966
 Corey Maggette 1999
 Ted Mann 1963-64
 Jack Marin 1964, 66
 Bill McCaffrey 1990-91
 Erik Meek 1992, 94
 Lee Melchionni 2004
 Jeff Mullins 1963-64
 Greg Newton 1994
 Crawford Palmer 1989-91
 Cherokee Parks 1992, 94
 Shavlik Randolph 2004
 J.J. Redick 2004
 Bob Riedy 1966
 Casey Sanders 2001
 Fred Schmidt 1963
 John Smith 1988-89
 Quin Snyder 1988-89
 Jim Spanarkel 1978
 Kevin Strickland 1986
 Jim Suddath 1978
 Hack Tison 1963-64
 Steve Vacendak 1964, 66
 Bob Verga 1966
 Ron Wendein 1966
 Jason Williams 2001
 Shelden Williams 2004
 Weldon Williams 1986

DUQUESNE (1-7)

Moe Becker 1940
 Rudy Debnar 1940
 Lou Kasperik 1940
 Bill Lacey 1940
 Melvin Milkovich 1940
 George Reiber 1940
 Paul Widowitz 1940

FLORIDA (3-28)

Jason Anderson 1994
 Matt Bonner 2000

Corey Brewer 2006
 Craig Brown 1994
 Dan Cross 1994
 Andrew DeClercq 1994
 Teddy Dupay 2000
 Svein Dyrkolbotn 1994
 Taurean Green 2006
 Justin Hamilton 2000
 Donnell Harvey 2000
 Udonis Haslem 2000
 Dametri Hill 1994
 Walter Hodge 2006
 Al Horford 2006
 David Huertas 2006
 Lee Humphrey 2006
 Martti Kuisma 1994
 Mike Miller 2000
 Adrian Moss 2006
 Brett Nelson 2000
 Joakim Noah 2006
 Major Parker 2000
 Chris Richard 2006
 Brian Thompson 1994
 Kenyan Weaks 2000
 Greg Williams 1994
 Brent Wright 2000

FLORIDA ST. (1-9)

Ottis Cole 1972
 Rowland Garrett 1972
 Larry Gay 1972
 Ron Harris 1972
 Ron King 1972
 Lawrence McCray 1972
 Otto Petty 1972
 Reggie Royals 1972
 Greg Samuel 1972

GEORGE MASON (1-11)

Tim Burns 2006
 Lamar Butler 2006
 Folarin Campbell 2006
 Jordan Carter 2006
 Chris Fleming 2006
 Sammy Hernandez 2006
 Makan Konate 2006
 Jai Lewis 2006
 Gabe Norwood 2006
 Tony Skinn 2006
 Will Thomas 2006

GEORGETOWN (4-30)

Horace Broadnax 1984-85
 Fred Brown 1982, 84
 Ralph Dalton 1984-85
 Robert Duffey 1943
 Patrick Ewing 1982, 84-85
 William Feeney 1943
 Frank Finnerty 1943
 Eric Floyd 1982
 Kevin Floyd 1985
 Dan Gabbianelli 1943
 Michael Graham 1984
 Mike Hancock 1982
 Bill Hassett 1943
 Ron Highsmith 1985
 Henry Hyde 1943
 Michael Jackson 1984-85
 Anthony Jones 1982
 Daniel Kraus 1943
 Tyrone Lockhart 1985
 John Mahnken 1943
 Bill Martin 1982, 84-85
 Grady Mateen 1985
 Perry McDonald 1985
 Victor Morris 1984
 Lloyd Potalicchio 1943
 James Reilly 1943
 Eric Smith 1982
 Gene Smith 1982, 84
 Ed Spriggs 1982
 Reggie Williams 1984-85
 David Wingate 1984-85

GEORGIA (1-8)

James Banks 1983
 Richard Corhen 1983
 Gerald Crosby 1983
 Terry Fair 1983
 Vern Fleming 1983
 Derrick Floyd 1983
 Donald Hartry 1983
 Lamar Heard 1983

GEORGIA TECH (2-17)

Kenny Anderson 1990
 Darryl Barnes 1990
 Robert Brooks 2004
 Karl Brown 1990
 Will Bynum 2004
 B.J. Elder 2004
 Jarrett Jack 2004
 Marvin Lewis 2004
 Malcolm Mackey 1990
 Anthony McHenry 2004
 Johnny McNeil 1990
 Clarence Moore 2004
 Isma'il Muhammad 2004
 John Oliver 1990
 Luke Schenscher 2004
 Dennis Scott 1990
 Theodis Tarver 2004

HOLY CROSS (2-14)

Charlie Bollinger 1947-48
 Bob Cousy 1947-48
 Bob Curran 1947-48
 Bert Dolan 1948
 Matthew Formon 1948
 Charlie Graver 1947
 Ken Haggerty 1947
 George Kaftan 1947-48
 Andy Laska 1947-48
 Bob McMullan 1947-48
 Joe Mullaney 1947-48
 Dermie O'Connell 1947-48
 Frank Ofring 1947-48
 Jim Riley 1947

HOUSTON (5-37)

Marvin Alexander 1984
 Benny Anders 1982-84
 Greg Anderson 1984
 Stacey Belcher 1984
 Melvin Bell 1967-68
 Andrew Benson 1967
 Don Chaney 1967-68
 Braxton Clark 1984
 Larry Cooper 1968
 Eric Davis 1982
 Eric Dickens 1984
 Clyde Drexler 1982-83
 Alvin Franklin 1983-84
 Reid Gettys 1983-84
 Derek Giles 1983-84
 Tom Gribben 1968
 Gary Grider 1967
 Neimer Hamood 1967-68
 Elvin Hayes 1967-68
 Don Kruse 1967
 Theodis Lee 1967-68
 Leary Lentz 1967
 Vern Lewis 1967-68
 Elliott McVey 1967
 Larry Micheaux 1982-83
 Akeem Olajuwon 1982-84
 Gary Orsak 1984
 David Rose 1983
 Lynden Rose 1982
 Ken Spain 1967-68
 Kent Taylor 1968
 Renaldo Thomas 1984
 James Weaver 1984
 Bryan Williams 1982-83
 Rob Williams 1982
 Rickie Winslow 1984
 Michael Young 1982-84

ILLINOIS (5-42)

Nick Anderson 1989
 Van Anderson 1949
 James Augustine 2005
 Steve Bardo 1989
 Kenny Battle 1989
 Max Baumgardner 1951
 Theodore Beach 1949, 51
 Irving Bemoras 1951-52
 James Bredar 1951-52
 Dee Brown 2005
 Warren Carter 2005
 James Cottrell 1949
 Dwight Eddleman 1949
 William Erickson 1949
 Rod Fletcher 1951-52
 Richard Foley 1949
 Clive Follmer 1951-52
 Mack Follmer 1951

Roy Gatewood 1949
Herbert Gerecke 1951-52
Kendall Gill 1989
Fred Green 1949
Lowell Hamilton 1989
Luther Head 2005
Max Hooper 1952
Jack Ingram 2005
John Kerr 1952
Walter Kersulis 1949
Marcus Liberty 1989
James Marks 1949
John Marks 1951
Richard McBride 2005
Walter Osterkorn 1949
Robert Peterson 1951-52
Roger Powell Jr. 2005
Ervin Small 1989
Larry Smith 1989
Nick Smith 2005
Don Sunderlage 1949, 51
James Schuldt 1951
Deron Williams 2005
James Wright 1952

INDIANA (8-82)

Tom Abernethy 1973, 76
Steve Ahlfeld 1973
Steve Alford 1987
Eric Anderson 1992
Paul Armstrong 1940
Damon Bailey 1992
Kent Benson 1976
Quinn Buckner 1973, 76
Phil Byers 1953
Rick Calloway 1987
Goethe Chambers 1953
Calbert Cheaney 1992
Tom Coverdale 2002
Jim Crews 1973, 76
Jim Deakyne 1953
Ralph Dorsey 1940
Steve Downing 1973
Bob Dro 1940
Dick Farley 1953
Dane Fife 2002
Chet Francis 1940
Chuck Franz 1981
Steve Eyl 1987
Dean Garrett 1987
Greg Graham 1992
Steve Green 1973
Jim Gridley 1940
Glen Grunwald 1981
Mark Haymore 1976
Alan Henderson 1992
Joe Hillman 1987
Kyle Hornsby 2002
Marv Huffman 1940
Phil Isenbarger 1981
Jared Jeffries 2002
Ted Kitchel 1981
Charley Kraak 1953
Mike LaFave 1981
John Laskowski 1973
George Leach 2002
Todd Leary 1992
Bob Leonard 1953
Scott May 1976
Jay McCreary 1940
Jamal Meeks 1992
Jerry Memering 1973
Bill Menke 1940
Bob Menke 1940
Todd Meier 1987
Craig Morris 1973
A.J. Moye 2002
Jeff Newton 2002
Don Noort 1973
Matt Nover 1992
Jarrad Odle 2002
Donald Perry 2002
Paul Poff 1953
Wayne Radford 1976
Chris Reynolds 1992
Steve Risley 1981
John Ritter 1973
Herman Schaefer 1940
Don Schlundt 1953
Jim Schooley 1953
Burke Scott 1953

Keith Smart 1987
Kreigh Smith 1987
Trent Smock 1973
Ron Taylor 1953
Ray Tolbert 1981
Daryl Thomas 1987
Isiah Thomas 1981
Jim Thomas 1981
Landon Turner 1981
Rich Valavicius 1976
Dick White 1953
Bobby Wilkerson 1976
Frank Wilson 1973
Jim Wisman 1976
Randy Wittman 1981
Jack Wright 1953
Andy Zimmer 1940

INDIANA ST. (1-8)

Larry Bird 1979
Alex Gilbert 1979
Bob Heaton 1979
Brad Miley 1979
Rich Nemcek 1979
Carl Nicks 1979
Steve Reed 1979
Leroy Staley 1979

IOWA (3-22)

Mike Arens 1980
Kenny Arnold 1980
Kevin Boyle 1980
Vince Brookins 1980
Carl Cain 1955-56
Jon Darsee 1980
McKinley Davis 1955
Mark Gannon 1980
Bob George 1955-56
Tom Grogan 1980
Bob Hansen 1980
Mike Heller 1980
Mike Henry 1980
Steve Krafcsin 1980
Ronnie Lester 1980
Bill Logan 1955-56
Augie Martel 1955-56
Jim McConnell 1956
Sharm Scheuerman 1955-56
Bill Schoof 1955-56
Bill Seaberg 1955-56
Steve Waite 1980

IOWA ST. (1-7)

William Block 1944
Price Brookfield 1944
Roy Ewaldt 1944
James Myers 1944
Gene Oulman 1944
Robert Sauer 1944
Ray Wehde 1944

JACKSONVILLE (1-11)

Rusty Baldwin 1970
Mike Blevins 1970
Pembroke Burrows 1970
Chip Dublin 1970
Artis Gilmore 1970
Dan Hawkins 1970
Rod McIntyre 1970
Rex Morgan 1970
Gene Nelson 1970
Ken Selke 1970
Vaughn Wedeking 1970

KANSAS (12-110)

Jerry Alberts 1953
Robert Allen 1940
Brett Ballard 2002
Scooter Barry 1988
Robert Billings 1957
B. H. Born 1952-53
Jeff Boschee 2002
Roger Brown 1971
Terry Brown 1991
Alton Campbell 1986
Randy Canfield 1971
Jeff Carey 2002
Wilt Chamberlain 1957
Nick Collison 2002-03
Norman Cook 1974
Edwin Dater 1957
Larry Davenport 1952-53

Greg Douglas 1971
Greg Dreiling 1986
Donald Ebling 1940
Gene Elstun 1957
Howard Engleman 1940
Drew Gooden 2002
Jeff Graves 2003
Leland Green 1957
Dale Greenlee 1974
Jeff Gueldner 1988
Greg Gurley 1993
Darrin Hancock 1993
Dick Harp 1940
Keith Harris 1988
Jeff Hawkins 2003
Arthur Heitholt 1952-53
Kirk Hinrich 2002-03
Charlie Hoag 1952
William Hogben 1940
Blaine Hollinger 1957
Bill Houglund 1952
Rodney Hull 1986
Cedric Hunter 1986
Thomas Hunter 1940
Alonzo Jamison 1991
David Johanning 1991
Lewis Johnson 1957
Monte Johnson 1957
Wallace Johnson 1940
Adonis Jordan 1991, 93
John Keller 1952
Ron Kellogg 1986
Allen Kelly 1952-53
Dean Kelly 1952-53
Bob Kenney 1952
Lynn Kindred 1957
Maurice King 1957
Bob Kivisto 1971
Tom Kivisto 1974
John Kline 1940
Danny Knight 1974
Keith Langford 2002-03
Michael Lee 2003
Bill Lienhard 1952
Ron Loneski 1957
Clyde Lovellette 1952
Mike Maddox 1988, 91
Danny Manning 1986, 88
Archie Marshall 1986
Mark Mathews 1971
Marvin Mattox 1988
Aaron Miles 2002-03
Ralph Miller 1940
Lincoln Minor 1988
Christian Moody 2003
Roger Morningstar 1974
Aubrey Nash 1971
Bryant Nash 2003
Milt Newton 1988
Moulaye Niang 2003
Clint Normore 1988
Brett Olson 2003
Greg Osteritag 1993
John Parker 1957
Harold Patterson 1953
Eric Pauley 1993
Sean Pearson 1993
Chris Piper 1986
Kevin Pritchard 1988
Mark Randall 1991
Calvin Rayford 1993
Gil Reich 1953
Patrick Richey 1991, 93
Dave Robisch 1971
Pierre Russell 1971
Jack Sands 1940
Richard Scott 1991, 93
Wayne Simien 2002
Dean Smith 1953
Tommie Smith 1974
Bud Stallworth 1971
Rick Suttle 1974
Dave Taynor 1974
Calvin Thompson 1986
Sean Tunstall 1991
Mark Turgeon 1986
Stephen Vinson 2003
Donnie Von Moore 1974
Bruce Voran 1940
Kirk Wagner 1991

Rex Walters 1993
Mark Williams 1971
Steve Woodbery 1991, 93

KANSAS ST. (4-45)

James Abbott 1958
Sonny Ballard 1958
Richard Barnard 1964
Ernie Barrett 1951
Clarence Brannum 1948
Bob Boozer 1958
Ward Clark 1948
John Dean 1948
Roy DeWitz 1958
Steve Douglas 1958
Larry Fischer 1958
Wally Frank 1958
John Gibson 1951
Joe Gotfrid 1964
Rick Harman 1948
Ed Head 1951
Lew Hitch 1951
James Hoffman 1964
Jim Holwerda 1958
Harold Howey 1948
James Iverson 1951
Dick Knostman 1951
Lloyd Krone 1948
Allan Langton 1948
Glen Long 1958
Kenneth Mahoney 1948
Don Matuszak 1958
Max Moss 1964
Willie Murrell 1964
David Nelson 1964
Ron Paradis 1964
Jack Parr 1958
Richard Peck 1951
Louis Poma 1964
Sammy Robinson 1964
Robert Rousey 1951
Dan Schuyler 1951
Howard Shannon 1948
Jeff Simons 1964
Jack Stone 1951
Roger Suttner 1964
Joe Thornton 1948
Don Upson 1951
David Weatherby 1948
Gary Williams 1964

KENTUCKY (13-103)

Marvin Akers 1942
Chuck Aleksinas 1978
Ermal Allen 1942
Derek Anderson 1996-97
Cliff Barker 1948-49
Dale Barnstable 1948-49
Dickie Beal 1984
Ralph Beard 1948-49
Bret Bearup 1984
Ed Beck 1958
Cliff Berger 1966
Winston Bennett 1984
James Blackmon 1984
Junior Braddy 1993
Michael Bradley 1998
Jeff Brassow 1993
Sam Bowie 1984
Melvin Brewer 1942
Dale Brown 1993
Dwane Casey 1978
Truman Claytor 1978
Lincoln Collinsworth 1958
Larry Conley 1966
Jimmy Dan Conner 1975
Scott Courts 1978
Fred Cowan 1978
Johnny Cox 1958
John Crigler 1958
Louie Dampier 1966
Tony Delk 1993, 96
Rodney Dent 1993
Allen Edwards 1996-98
Kenneth England 1942
Anthony Epps 1996-97
Heshimu Evans 1998
Mike Flynn 1975
Travis Ford 1993
Gary Gamble 1966
Chris Gettelfinger 1978

Jack Givens 1975, 78
 Kevin Grevey 1975
 Alex Groza 1948-49
 Bob Guyette 1975
 Cliff Hagan 1951
 Jerry Hale 1975
 Dan Hall 1975
 Roger Harden 1984
 Merion Haskins 1975
 Vernon Hatton 1958
 Walt Hirsch 1949
 Joe Holland 1948
 Thad Jaracz 1966
 Larry Johnson 1975
 Wallace Jones 1948-49
 James King 1942
 Tommy Kron 1966
 James Lee 1975, 78
 Jim LeMaster 1966
 Jim Line 1948-49
 Shelby Linville 1951
 Kyle Macy 1978
 Jamaal Magloire 1997-98
 Gimel Martinez 1993
 Jamal Mashburn 1993
 Steve Masiello 1997
 Jim Master 1984
 Walter McCarty 1996
 Ron Mercer 1996-97
 Cameron Mills 1997-98
 Don Mills 1958
 Nazr Mohammed 1997-98
 C.M. Newton 1951
 Scott Padgett 1997-98
 Mike Phillips 1975, 78
 Mark Pope 1996
 Jared Prickett 1993, 97
 Frank Ramsey 1951
 Lloyd Ramsey 1942
 Rodrick Rhodes 1993
 Andre Riddick 1993
 Pat Riley 1966
 Rick Robey 1975, 78
 Kenneth Rollins 1948
 Jay Shidler 1978
 Jeff Sheppard 1996, 98
 Adrian Smith 1958
 G.J. Smith 1975
 Saul Smith 1998
 Carl Staker 1942
 Tim Stephens 1978
 Bill Spivey 1951
 Bob Tallent 1966
 Milton Ticco 1942
 Lou Tsioropoulos 1951
 Wayne Turner 1996-98
 Melvin Turpin 1984
 Antoine Walker 1996
 Kenny Walker 1984
 Reggie Warford 1975
 Bobby Watson 1951
 Lucian Whitaker 1951
 Waller White 1942
 LaVon Williams 1978

LA SALLE (2-10)

Frank Blatcher 1954-55
 Walt Fredericks 1955
 Tom Gola 1954-55
 Chas Greensberg 1954-55
 Al Lewis 1955
 Bob Maples 1954-55
 Frank O'Hara 1954
 Fran O'Malley 1954-55
 Charley Singley 1954-55
 John Yodsnukis 1954

LSU (4-39)

Don Belcher 1953
 Brian Bergeron 1981
 Tyrone Black 1981
 Ricky Blanton 1986
 Kenneth Bridges 1953
 Oliver Brown 1986
 Howard Carter 1981
 Ned Clark 1953
 Ocie Conley 1986
 Greg Cook 1981
 Joe Costello 1981
 Glen Davis 2006
 Bob Freshley 1953
 Johnny Jones 1981

Darnell Lazare 2006
 Don Loughmiller 1953
 Durand Macklin 1981
 Norman Magee 1953
 Ethan Martin 1981
 Benny McArdle 1953
 James McNeilly 1953
 Darrel Mitchell 2006
 Leonard Mitchell 1981
 Tasmin Mitchell 2006
 Bob Pettit 1953
 Don Redden 1986
 Magnum Rolle 2006
 Darrell Schultz 1953
 Willie Sims 1981
 Derrick Taylor 1986
 Garrett Temple 2006
 Tyrus Thomas 2006
 John Tudor 1981
 Jose Vargas 1986
 Ben Voogd 2006
 John Williams 1986
 Anthony Wilson 1986
 Edwin Wilson 1986
 Bernard Woodside 1986

LOUISVILLE (8-69)

Harley Andrews 1959
 Harold Andrews 1959
 Henry Bacon 1972
 Ken Bradley 1972
 Junior Bridgeman 1975
 Phil Bond 1975
 Tony Branch 1980
 Danny Brown 1975
 Witley Brown 1980, 82
 Bill Bunton 1972, 75
 Roger Burkman 1980
 George Burnette 1959
 Larry Carter 1972
 Daryl Cleveland 1980
 Tim Cooper 1972
 Wesley Cox 1975
 Herbert Crook 1986
 Taquan Dean 2005
 Greg Deuser 1980
 Jerry Eaves 1980, 82
 Pervis Ellison 1986
 Ricky Gallon 1975
 Francisco Garcia 2005
 Bill Geiling 1959
 Otis George 2005
 Don Goldstein 1959
 Lancaster Gordon 1982-83
 Darrell Griffith 1980
 Bryan Hall 1959
 Jeff Hall 1983, 86
 Billy Harmon 1975
 Terry Howard 1975
 Brandon Jenkins 2005
 Charles Jones 1982-83
 Tony Kimbro 1986
 Joe Kitchen 1959
 Mike Lawhon 1972
 Budd Leathers 1959
 Alex Mantel 1959
 Joe Meiman 1972
 Rodney McCray 1980, 82-83
 Scooter McCray 1982-83
 Mark McSwain 1986
 Allen Murphy 1975
 Ellie Myles 2005
 Larry O'Bannon 2005
 Juan Palacios 2005
 Jim Price 1972
 Paul Pry 1972
 Marty Pulliam 1980
 Ron Rubenstein 1959
 Fred Sawyer 1959
 Derek Smith 1980, 82
 Howard Stacey 1959
 Ron Stallings 1972
 Roger Tieman 1959
 Ron Thomas 1972
 Billy Thompson 1983, 86
 John Turner 1959
 Robbie Valentine 1983
 Al Vilcheck 1972
 Lorenzo Wade 2005
 Milt Wagner 1982-83, 86
 Kevin Walls 1986
 Gerry Watkins 1959

Chris West 1983
 Ike Whitfield 1975
 Rick Wilson 1975
 Poncho Wright 1980, 82

LOYOLA (ILL.) (1-9)

Dan Cannanought 1963
 John Egan 1963
 Jerry Harkness 1963
 Les Hunter 1963
 Ron Miller 1963
 Jim Reardon 1963
 Rich Rochelle 1963
 Vic Rouse 1963
 Chuck Wood 1963

MARQUETTE (3-31)

Karon Bradley 2003
 Barry Brennan 1974
 John Bryant 1974
 Jim Boylan 1977
 Rick Campbell 1974
 Joe Chapman 2003
 Ed Daniels 1974
 Dave Delsman 1974
 Travis Diener 2003
 Bo Ellis 1974, 77
 Tony Gries 2003
 Chris Grimm 2003
 Jerry Homan 1974
 Robert Jackson 2003
 Greg Johnson 1974
 Butch Lee 1977
 Maurice Lucas 1974
 Scott Merritt 2003
 Bill Neary 1977
 Steve Novak 2003
 Gary Rosenberger 1977
 Terry Sanders 2003
 Jared Sichting 2003
 Earl Tatum 1974
 Bernard Toone 1977
 Todd Townsend 2003
 Paul Vollmer 1974
 Dwyane Wade 2003
 Lloyd Walton 1974
 Marcus Washington 1974
 Jerome Whitehead 1977

MARYLAND (2-11)

Lonny Baxter 2001-02
 Steve Blake 2001-02
 Juan Dixon 2001-02
 Tahj Holden 2001-02
 Mike Mardesich 2001
 Danny Miller 2001
 Terence Morris 2001
 Byron Mouton 2001-02
 Drew Nicholas 2001-02
 Ryan Randle 2002
 Chris Wilcox 2001-02

MASSACHUSETTS (1-10)

Donta Bright 1996
 Marcus Camby 1996
 Charlton Clarke 1996
 Dana Dingle 1996
 Inus Norville 1996
 Rigoberto Nunez 1996
 Edgar Padilla 1996
 Giddel Padilla 1996
 Carmelo Travieso 1996
 Tyrone Weeks 1996

MEMPHIS (2-21)

Ken Andrews 1973
 Vincent Askew 1985
 DeWayne Bailey 1985
 Willie Becton 1985
 William Bedford 1985
 Dwight Boyd 1985
 Bill Buford 1973
 Bill Cook 1973
 Larry Finch 1973
 Baskerville Holmes 1985
 Clarence Jones 1973
 Larry Kenon 1973
 Bill Laurie 1973
 Keith Lee 1985
 Jim Liss 1973
 Doug McKinney 1973
 Ron Robinson 1973
 Jerry Tetzlaff 1973
 Andre Turner 1985

Wes Westfall 1973
 John Wilfong 1985

MICHIGAN (6-48)

Chip Armer 1992
 Dennis Bankey 1965
 Dave Baxter 1976
 Tom Bergen 1976
 Jason Bossard 1992
 Wayman Britt 1976
 Dan Brown 1965
 Bill Buntin 1964-65
 Demetrius Calip 1989
 Bob Cantrell 1964
 John Clawson 1964-65
 Oliver Darden 1964-65
 Craig Dill 1965
 Rickey Green 1976
 Mike Griffin 1989
 Steve Grote 1976
 Alan Hardy 1976
 Doug Herner 1964
 Sean Higgins 1989
 Juwan Howard 1992-93
 Phil Hubbard 1976
 Mark Hughes 1989
 Freddie Hunter 1992
 Ray Jackson 1992-93
 Bobby Jones 1976
 Jimmy King 1992-93
 Len Lillard 1976
 Tom Ludwig 1965
 Terry Mills 1989
 Jim Myers 1964-65
 Rob Pelinka 1992-93
 George Pomey 1964-65
 Glen Rice 1989
 Eric Riley 1992-93
 John Robinson 1976
 Rumeal Robinson 1989
 Jalen Rose 1992-93
 Cazzie Russell 1964-65
 Lloyd Schinnerer 1976
 Chris Seter 1992
 Tom Staton 1976
 Michael Talley 1992-93
 Joel Thompson 1976
 John Thompson 1965
 Larry Tregoning 1964-65
 Lou Vaught 1989
 James Voskuil 1992-93
 Chris Webber 1992-93

MICHIGAN ST. (6-54)

Maurice Ager 2005
 Aloysius Anagonye 2000-01
 Bob Anderegg 1957
 Alan Anderson 2005
 Jason Andreas 2001
 Adam Ballinger 2000-01
 Charlie Bell 1999-2001
 Chuck Bencie 1957
 Tim Bograkovs 2005
 Mike Birkovich 1979
 Shannon Davis 2005
 Mike Chappell 2000-01
 Ron Charles 1979
 Steve Cherry 2000
 Mateen Cleaves 1999-2000
 Doug Davis 1999
 Paul Davis 2005
 Terry Donnelly 1979
 George Ferguson 1957
 Rob Gonzalez 1979
 A.J. Granger 1999-2000
 John Green 1957
 Anthony Hamo 2005
 Andy Harvey 2005
 Larry Hedden 1957
 Chris Hill 2005
 Jamie Huffman 1979
 Andre Hutson 1999-2001
 Mat Ishbia 2000-01
 Earvin "Magic" Johnson 1979
 Rick Kaye 1979
 Thomas Kelley 1999
 Gregory Kelsner 1979
 Jason Klein 1999
 Greg Lloyd 1979
 Mike Longaker 1979
 Harry Lux 1957
 Drew Naymick 2005

Drew Neitzel 2005
 Morris Peterson 1999-2000
 Jack Quiggle 1957
 Zach Randolph 2001
 Jason Richardson 2000-01
 Delco Rowley 2005
 David Scott 1957
 Antonio Smith 1999
 Brandon Smith 2000-01
 Marcus Taylor 2001
 David Thomas 2000-01
 Kelvin Torbert 2005
 Matt Trannon 2005
 Jay Vincent 1979
 Pat Wilson 1957
 Adam Wolfe 2001

MINNESOTA (1-11)

Russ Archambault 1997
 Eric Harris 1997
 Bobby Jackson 1997
 Sam Jacobson 1997
 Courtney James 1997
 Quincy Lewis 1997
 Aaron Stauber 1997
 Miles Tarver 1997
 Charles Thomas 1997
 John Thomas 1997
 Trevor Winter 1997

MISSISSIPPI ST. (1-8)

Marcus Bullard 1996
 Erick Dampier 1996
 Whit Hughes 1996
 Bart Hyche 1996
 Dontae' Jones 1996
 Russell Walters 1996
 Tyrone Washington 1996
 Darryl Wilson 1996

UNLV (4-32)

George Ackles 1991
 Greg Anthony 1990-91
 Stacey Augmon 1990-91
 Freddie Banks 1987
 Jarvis Basnight 1987
 Travis Bice 1990
 Lewis Brown 1977
 David Butler 1990
 Stacey Cvijanovich 1990
 Armon Gilliam 1987
 Glen Gondrezick 1977
 Gary Graham 1987
 Evric Gray 1991
 Eldridge Hudson 1987
 Anderson Hunt 1990-91
 Chris Jeter 1990
 Larry Johnson 1990-91
 James Jones 1990
 Larry Moffett 1977
 Eddie Owens 1977
 Gerald Paddio 1987
 Dave Rice 1990
 Rich Robinson 1987
 Moses Scurry 1990
 Robert Smith 1977
 Sam Smith 1977
 Tony Smith 1977
 Elmore Spencer 1991
 Reggie Theus 1977
 Mark Wade 1987
 David Willard 1987
 Barry Young 1990

NEW MEXICO ST. (1-12)

John Burgess 1970
 Jimmy Collins 1970
 Charley Criss 1970
 Rudy Franco 1970
 Milton Horne 1970
 Sam Lacey 1970
 Lonnie Lefevre 1970
 Tom McCarthy 1970
 Bill Moore 1970
 Roy Neal 1970
 Chito Reyes 1970
 Jeff Smith 1970

NEW YORK U. (2-21)

Al Barden 1960
 Fred Benanti 1945
 Russ Cunningham 1960
 Mike DiNapoli 1960
 Al Filardi 1960

Don Forman 1945
 Marty Goldstein 1945
 Al Grenert 1945
 Rich Keith 1960
 Art Loche 1960
 Frank Mangiapane 1945
 Bernie Mlodinoff 1960
 Alvin Most 1945
 Leo Murphy 1960
 Ray Paprocky 1960
 Bob Regan 1960
 Jimmy Reiss 1960
 Tom Sanders 1960
 Dolph Schayes 1945
 Sid Tanenbaum 1945
 Herb Walsh 1945

NORTH CAROLINA (16-135)

Don Anderson 1946
 Jimmy Black 1981-82
 Jim Bostick 1967
 Jimmy Braddock 1981-82
 Dudley Bradley 1977
 Pete Brennan 1957
 Michael Brooker 2000
 Joe Brown 1967-69
 Chris Brust 1981-82
 Bruce Buckley 1977
 Pete Budko 1981
 Bill Bunting 1967-69
 Dante Calabria 1993-95
 Jason Capel 2000
 Craig Carson 1972
 Vince Carter 1997-98
 Dave Chadwick 1969
 Bill Chamberlain 1972
 Bill Chambers 1972
 Scott Cherry 1991, 93
 Pete Chilcutt 1991
 Rusty Clark 1967-69
 Dave Colescott 1977
 Woody Coley 1977
 Ed Cota 1997-98, 2000
 Bob Cunningham 1957
 Hubert Davis 1991
 Larry Davis 1993
 Walter Davis 1977
 Lee Dedmon 1969
 Jim Delany 1968-69
 John Dillon 1946
 Matt Doherty 1981-82
 Ged Doughton 1977
 Don Eggleston 1969
 Charlie Everett 2005
 Jim Everett 2000
 Raymond Felton 2005
 Ralph Fletcher 1967-68
 Eddie Fogler 1968-69
 Phil Ford 1977
 Joseph Forte 2000
 Rick Fox 1991
 Jim Frye 1967-68
 Tom Gauntlett 1967
 Ed Geth 1993
 Dale Gipple 1969
 Dick Grubar 1967-68
 Kenny Harris 1991
 Brendan Haywood 1998, 2000
 Jesse Holley 2005
 Jonathan Holmes 2000
 Ray Hite 1972
 C.J. Hooker 2005
 Kim Huband 1972
 Antawn Jamison 1997-98
 Will Johnson 2000
 Don Johnston 1972
 Bobby Jones 1972
 Jim Jordan 1946
 Michael Jordan 1982
 George Karl 1972
 Tommy Kearns 1957
 Eric Kenny 1981
 Steve Kraficisin 1977
 John Kuester 1977
 Matt Laczkowski 2000
 Pearce Landry 1995
 Kris Lang 2000
 Bob Lewis 1967
 Danny Lotz 1957
 George Lynch 1991, 93
 Jackie Manuel 2005
 Warren Martin 1982

Sean May 2005
 Bob McAdoo 1972
 Rashad McCants 2005
 Jeff McInnis 1995
 Horace McKinney 1946
 Charlie McNairy 1997
 Orlando Melendez 2000
 Larry Miller 1967-68
 Wes Miller 2005
 Donnie Moe 1967
 Eric Montross 1991, 93
 Terrence Newby 2000
 Makhtar Ndiaye 1997-98
 David Noel 2005
 Mike O'Koren 1977
 Ademola Okulaja 1997-98
 Max Owens 2000
 Bob Paxton 1946
 Mike Pepper 1981
 Julius Peppers 2000
 Sam Perkins 1981-82
 Buzz Peterson 1982
 Derrick Phelps 1991, 93
 Steve Previs 1972
 Joe Quigg 1957
 Brian Reese 1991, 93
 King Rice 1991
 Henrik Rodl 1991, 93
 Lennie Rosenbluth 1957
 Clifford Rozier 1991
 Kevin Salvadori 1991, 93
 Roger Scholbe 1946
 Charlie Scott 1968-69
 Melvin Scott 2005
 Roy Searcy 1957
 Jerry Stackhouse 1995
 Travis Stephenson 1993
 Pat Sullivan 1991, 93, 95
 Reyshawn Terry 2005
 Quentin Thomas 2005
 Taylor Thorne 1946
 Gerald Tuttle 1967-69
 Richard Tuttle 1969
 John Virgil 1977
 Rasheed Wallace 1995
 Matt Wenstrom 1991, 93
 Jim White 1946
 Kenny White 2000
 Gra Whitehead 1968
 Donald Williams 1993, 95
 Jawad Williams 2005
 Marvin Williams 2005
 Shammond Williams 1995, 97-98
 Jeff Wolf 1977
 Al Wood 1981
 James Worthy 1981-82
 Dennis Wuycik 1972
 Rich Yanakor 1977
 Bob Young 1957
 Tom Zaliagirris 1977
 Serge Zwickler 1995, 97

NORTH CAROLINA ST. (3-25)

Thurl Bailey 1983
 Alvin Battle 1983
 Vic Bubas 1950
 Tom Bursleson 1974
 Warren Cartier 1950
 Lorenzo Charles 1983
 Bob Cook 1950
 Dick Dickey 1950
 Terry Gannon 1983
 Joe Harand 1950
 Greg Hawkins 1974
 Paul Horvath 1950
 Sidney Lowe 1983
 Cozell McQueen 1983
 Mark Moeller 1974
 Ernie Myers 1983
 Sam Ranzino 1950
 Moe Rivers 1974
 Phil Spence 1974
 Charlie Stine 1950
 Tim Stoddard 1974
 Lee Terrill 1950
 David Thompson 1974
 Monte Towe 1974
 Dereck Whittenburg 1983

NOTRE DAME (1-10)

Dave Batton 1978
 Rich Branning 1978

Bruce Flowers 1978
 Bill Hanzlik 1978
 Tracy Jackson 1978
 Bill Laimbeer 1978
 Kelly Tripucka 1978
 Don Williams 1978
 Stan Wilcox 1978
 Orlando Woolridge 1978

OHIO ST. (9-70)

Warren Amiang 1945-46
 Dan Andreas 1968
 Richard Baker 1939
 Craig Barclay 1968
 Dave Barker 1960
 Richard Boughner 1939
 Robert Bowen 1944, 46
 Gary Bradds 1962
 Brian Brown 1999
 Rodney Caudill 1944-45
 John Cedargren 1960
 Neshawn Coleman 1999
 Jack Dawson 1939
 James Doughty 1962
 John Dugger 1944-45
 Clark Elliott 1946
 Ollie Fink 1944
 Jody Finney 1968
 Donald Flatt 1962
 Curtis Frazier 1962
 Dick Furry 1960
 Gary Gearhart 1960-62
 Jim Geddes 1968
 Donald Grate 1944-45
 William Gunton 1944
 John Havlicek 1960-62
 Bill Hosket 1968
 Steve Howell 1968
 Richie Hoyt 1960-61
 Jimmy Hull 1939
 Paul Huston 1944-46
 Ken Johnson 1999
 Wilbur Johnston 1946
 Bob Knight 1960-62
 Charles Kuhn 1946
 Jack Landes 1961
 Kenneth Lee 1961
 John Lovett 1946
 Jerry Lucas 1960-62
 Robert Lynch 1939
 Charles Maag 1939
 Doug McDonald 1961-62
 Denny Meadors 1968
 Jed Mees 1939
 Gilbert Mickelson 1939
 Nelson Miller 1961
 Howard Nourse 1960
 Mel Nowell 1960-62
 Scoonie Penn 1999
 Richard Reasbeck 1961-62
 Michael Redd 1999
 George Reese 1999
 Arnold Risen 1944-45
 Joe Roberts 1960
 William Sattler 1939
 Boban Savovic 1999
 John Schick 1939
 Bruce Schnabel 1968
 Don Scott 1939
 Larry Siegfried 1960-61
 James Sims 1945
 Jason Singleton 1999
 Ed Smith 1968
 Ray Snyder 1945-46
 Dave Sorenson 1968
 Robert Stafford 1939
 Mike Swain 1968
 Richard Taylor 1962
 John Underman 1946
 Wayne Wells 1946

OKLAHOMA (4-35)

Mookie Blaylock 1988
 Jabahri Brown 2002
 Garnett Corbin 1939
 Paul Courty 1947
 Harley Day 1947
 Jason Detrick 2002
 Ebi Ere 2002
 Ricky Grace 1988
 Harvey Grant 1988
 Blake Johnston 2002

Ben Kerr 1939
 Stacey King 1988
 Jack Landon 1947
 Aaron McGhee 2002
 Jim McNatt 1939
 Paul Merchant 1947
 Marvin Mesch 1939
 Vernon Mullen 1939
 Terrence Mullins 1988
 Allie Paine 1947
 Hollis Price 2002
 Kenneth Pryor 1947
 Dick Reich 1947
 Gene Roop 1939
 Herb Scheffler 1939
 Daryan Selvy 2002
 Dave Sieger 1988
 Marvin Snodgrass 1939
 Jozsef Szendrei 2002
 Gerald Tucker 1947
 Roscoe Walker 1939
 Bill Waters 1947
 Quannas White 2002
 Andre Wiley 1988
 Matthew Zellner 1939

OKLAHOMA ST. (6-55)

Chad Alexander 1995
 Frank Allen 1949
 Tony Allen 2004
 Louis Amaya 1951
 Sam Aubrey 1946
 Ben Baum 1995
 Eugene Bell 1946
 A.L. Bennett 1946
 Daniel Bobik 2004
 Joe Bradley 1946, 49
 Terry Collins 1995
 Terrence Crawford 2004
 Pete Darcey 1951
 Paul Geymann 1946
 Joey Graham 2004
 Stephen Graham 2004
 Joe Halbert 1945-46
 Cecil Hankins 1945
 Bob Harris 1949
 Larry Hayes 1949
 Jack Hobbs 1949
 Tom Jacquet 1949
 Don Johnson 1951
 Weldon Kern 1945-46
 Bob Kurland 1945-46
 John Lucas 2004
 Emmett McAfee 1951
 Gale McArthur 1949, 51
 Ivan McFarlin 2004
 Kevin Miles 1995
 Jason Miller 2004
 John Miller 1951
 John Nelson 1995
 Andre Owens 1995
 Bob Pager 1951
 J.L. Parks 1945-46, 49
 Doyle Parrack 1945
 Scott Pierce 1995
 Norman Pilgrim 1949
 Bryant Reeves 1995
 Chianti Roberts 1995
 Gerald Rogers 1951
 Randy Rutherford 1995
 Kendall Sheets 1951
 Jack Shelton 1949
 Jason Skaer 1995
 Keith Smith 1949, 51
 Mark Steinmeyer 1946
 Gerald Stockton 1951
 Maurice Ward 1951
 Janavor Weatherspoon 2004
 Blake Williams 1945-46
 John Wylie 1945
 Vernon Yates 1949

OREGON (1-9)

Bobby Anet 1939
 John Dick 1939
 Laddie Gale 1939
 Bob Hardy 1939
 Wally Johansen 1939
 Ford Mullen 1939
 Matt Pavalunas 1939
 Ted Sarpola 1939
 Slim Wintermute 1939

OREGON ST. (2-23)

Terry Baker 1963
 Dick Ballantyne 1949
 Rex Benner 1963
 Tim Campbell 1963
 Jim Catterall 1949
 Mel Counts 1963
 Cliff Crandall 1949
 Ed Fleming 1949
 Bill Harper 1949
 Dave Hayward 1963
 Tommy Holman 1949
 Jim Jarvis 1963
 Jim Kraus 1963
 Steve Pauly 1963
 Frank Peters 1963
 Alex Petersen 1949
 Len Rinearson 1949
 Gary Rossi 1963
 Paul Sliper 1949
 Ray Snyder 1949
 Ray Torgerson 1963
 Dan Torrey 1949
 Harvey Watt 1949

PENN ST. (1-9)

Jesse Arnelo 1954
 Jim Blocker 1954
 Jim Brewer 1954
 Dave Edwards 1954
 Earl Fields 1954
 Ned Haag 1954
 Robert Rohrland 1954
 Jack Sherry 1954
 Ron Weidenhammer 1954

PENNSYLVANIA (1-13)

Tom Condon 1979
 Ted Flick 1979
 Ken Hall 1979
 David Jackson 1979
 Ed Kuhl 1979
 Tom Leifsen 1979
 Tony Price 1979
 Angelo Reynolds 1979
 Vincent Ross 1979
 James Salters 1979
 Tim Smith 1979
 Matt White 1979
 Bobby Willis 1979

PITTSBURGH (1-11)

Bob Artman 1941
 James Egan 1941
 James Klein 1941
 George Kocheran 1941
 Clare Malarkey 1941
 Sam Milanovich 1941
 Melvin Port 1941
 Larry Praffrath 1941
 Ed Raymond 1941
 Ed Stralowski 1941
 John Swacus 1941

PRINCETON (1-11)

Allen Adler 1965
 Bill Bradley 1965
 Robinson Brown 1965
 Robert Haarlow 1965
 Edward Hummer 1965
 William Kingston 1965
 William Koch 1965
 Donald Neimann 1965
 Donald Rodenbach 1965
 Donald Roth 1965
 Gary Walters 1965

PROVIDENCE (2-22)

Al Baker 1973
 Marvin Barnes 1973
 Gary Bello 1973
 Delray Brooks 1987
 Marty Conlon 1987
 Fran Costello 1973
 Charles Crawford 1973
 Ernie DiGregoria 1973
 Billy Donovan 1987
 Jacek Duda 1987
 Rich Dunphy 1973
 Nehru King 1973
 David Kipfer 1987
 Ernie Lewis 1987
 Mark McAndrew 1973

Dave Modest 1973
 Carlton Screen 1987
 David Sendeker 1987
 Abdul Shamsid-Deen 1987
 Kevin Stacom 1973
 Darryl Wright 1987
 Steve Wright 1987

PURDUE (2-24)

John Anthrop 1980
 Roosevelt Barnes 1980
 Tyrone Bedford 1969
 Ted Benson 1980
 Joe Barry Carroll 1980
 Keith Edmonson 1980
 George Faerber 1969
 Herman Gilliam 1969
 Arnette Hallman 1980
 Jerry Johnson 1969
 Frank Kaufman 1969
 Bill Keller 1969
 Jon Kitchel 1980
 Steve Longfellow 1969
 Drake Morris 1980
 Rick Mount 1969
 Ted Reasoner 1969
 Kevin Stallings 1980
 Mike Searce 1980
 Ralph Taylor 1969
 Brian Walker 1980
 Steve Walker 1980
 Larry Weatherford 1969
 Glenn Young 1969

RUTGERS (1-8)

Abdel Anderson 1976
 Jim Bailey 1976
 Mark Conlin 1976
 Hollis Copeland 1976
 Mike Dabney 1976
 Steve Hefele 1976
 Ed Jordan 1976
 Phil Sellers 1976

ST. BONAVENTURE (1-10)

Tom Baldwin 1970
 Gene Fahey 1970
 Matt Ganitt 1970
 Greg Gary 1970
 Paul Grys 1970
 Paul Hoffman 1970
 Bill Kalbaugh 1970
 Mike Kull 1970
 Dale Tepas 1970
 Vic Thomas 1970

ST. JOHN'S (N.Y.) (2-22)

Walter Berry 1985
 Terry Bross 1985
 Bob Cornegy 1985
 Jim Davis 1952
 Dick Duckett 1952
 Frank Giancontieri 1952
 Willie Glass 1985
 Mark Jackson 1985
 Shelton Jones 1985
 Ron MacGilvray 1952
 Jack McMahon 1952
 Jim McMorrow 1952
 Mike Moses 1985
 Chris Mullin 1985
 Carl Peterson 1952
 Phil Sagona 1952
 Ron Stewart 1985
 Steve Shurina 1985
 Solly Walker 1952
 Jim Walsh 1952
 Bill Wennington 1985
 Bob Zawoluk 1952

ST. JOSEPH'S (1-11)

Harry Booth 1961
 Dan Bugey 1961
 Bob Dickey 1961
 Jack Egan 1961
 Bob Gormley 1961
 Billy Hoy 1961
 Vince Kempton 1961
 Jim Lynam 1961
 Frank Majewski 1961
 Paul Westhead 1961
 Tom Wynne 1961

SAN FRANCISCO (3-26)

Warren Baxter 1955-56
 Carl Boldt 1956
 Gene Brown 1956-57
 Stan Buchanan 1955
 Bill Bush 1955
 Art Day 1957
 Al Dunbar 1957
 Mike Farmer 1956-57
 K.C. Jones 1955
 Jack King 1955-57
 Gordon Kirby 1955
 John Koliijan 1957
 Dick Lawless 1955
 Dave Lillevand 1957
 Bill Mallen 1957
 Ron Mancasola 1957
 Jerry Mullen 1955
 Tom Nelson 1956
 Hal Perry 1955-56
 Mike Preaseau 1956-57
 Bob Radanovich 1957
 Bill Russell 1955-56,
 Charles Russell 1957
 Bob Wiebusch 1955
 Rudy Zannini 1955

SANTA CLARA (1-9)

Don Benedetti 1952
 Dallas Brock 1952
 Dick Garibaldi 1952
 Gary Gatzert 1952
 Bob Peters 1952
 Herb Schoenstein 1952
 Ken Sears 1952
 Dick Soares 1952
 Jim Young 1952

SEATTLE (1-14)

Elgin Baylor 1958
 Charles Brown 1958
 Jerry Frizzell 1958
 Jim Harney 1958
 Thornton Humphries 1958
 John Kootnekoff 1958
 Lloyd Murphy 1958
 Don Ogorek 1958
 Jude Petrie 1958
 Don Piasecki 1958
 Francis Saunders 1958
 John Stepan 1958
 Bob Swiewarga 1958
 Bill Wall 1958

SETON HALL (1-15)

Anthony Avent 1989
 Micheal Cooper 1989
 Trevor Crowley 1989
 Frantz Volcy 1989
 Andrew Gaze 1989
 Gerald Greene 1989
 Nick Katsikis 1989
 Khylem Long 1989
 Rene Monteserin 1989
 John Morton 1989
 Ramon Ramos 1989
 Jose Rebimbas 1989
 Frantz Volcy 1989
 Daryll Walker 1989
 Pookey Wigington 1989

SOUTHERN CALIFORNIA (2-16)

Chester Carr 1954
 Jack Dunne 1954
 Richard Hammer 1954
 Roy Irvin 1954
 Keith Lambert 1940
 Jack Lippert 1940
 John Luber 1940
 Alan Ludecke 1954
 Tom McGarvin 1940
 Jack Morrison 1940
 Ralph Pausig 1954
 Tony Psaltis 1954
 Dale Sears 1940
 Walter Thompson 1954
 Ralph Vaughn 1940
 Richard Welsh 1954

SOUTHERN METHODIST (1-8)

Rick Herrscher 1956
 Jim Krebs 1956
 Joel Krog 1956

Bob McGregor 1956
 Buford Miller 1956
 Bob Mills 1956
 Ronnie Morris 1956
 Larry Showalter 1956

STANFORD (2-22)

Don Burness 1942
 Jarron Collins 1998
 Bill Cowden 1942
 Howie Dallmar 1942
 Jack Dana 1942
 John Eikelman 1942
 Arthur Lee 1998
 Fred Linari 1942
 Bud Madden 1942
 Mark Madsen 1998
 Leo McCaffrey 1942
 Michael McDonald 1998
 Ryan Mendez 1998
 David Moseley 1998
 Fred Oliver 1942
 Jim Pollard 1942
 Peter Sauer 1998
 Mark Seaton 1998
 Pete Van Elswyk 1998
 Ed Voss 1942
 Kris Weems 1998
 Tim Young 1998

SYRACUSE (4-36)

Carmelo Anthony 2003
 Derek Brower 1987
 Todd Burgan 1996
 Marty Byrnes 1975
 Jason Cipolla 1996
 Derrick Coleman 1987
 Sherman Douglas 1987
 Kueth Duany 2003
 Billy Edelin 2003
 Craig Forth 2003
 Rudy Hackett 1975
 Herman Harried 1987
 Otis Hill 1996
 Marius Janulis 1996
 Larry Kelley 1975
 Kevin King 1975
 Ross Kindel 1975
 Jim Lee 1975
 Gerry McNamara 2003
 Jeremy McNeil 2003
 Mark Meadors 1975
 Greg Monroe 1987
 Elimu Nelson 1996
 Josh Pace 2003
 Bob Parker 1975
 J.B. Reafsnnyder 1996
 Chris Sease 1975
 Earnie Seibert 1975
 Rony Seikaly 1987
 Steve Shaw 1975
 Lazarus Sims 1996
 Steve Thompson 1987
 Howard Triche 1987
 John Wallace 1996
 Hakim Warrick 2003
 Jim Williams 1975

TEMPLE (2-9)

Mel Brodsky 1958
 Fred Cohen 1956
 Dan Fleming 1956, 58
 Bill Kennedy 1958
 Hal Lear 1956
 Jay Norman 1956, 58
 Hal Reinfeld 1956
 Guy Rodgers 1956, 58
 Tink Van Patton 1956, 58

TEXAS (3-21)

Brian Boddicker 2003
 Frank Brahaney 1943
 Brad Buckman 2003
 Roy Cox 1943, 47
 Deginald Erskin 2003
 Jack Fitzgerald 1943
 T.J. Ford 2003
 Tom Hamilton 1947
 John Hargis 1943, 47
 Sydmill Harris 2003
 Royal Ivey 2003
 Jason Klotz 2003
 John Langdon 1943, 47

Al Madsen 1947
 Slater Martin 1947
 Brandon Mouton 2003
 V.C. Overall 1943
 Terrell Ross 2003
 James Thomas 2003
 Dan Wagner 1947
 Dudley Wright 1943

UTEP (1-8)

Jerry Armstrong 1966
 Orsten Artis 1966
 Willie Cager 1966
 Harry Flournoy 1966
 Bobby Hill 1966
 David Lattin 1966
 Nevil Shed 1966
 Willie Worsley 1966

UCLA (16-110)

Alfred Aboya 2006
 Arron Afflalo 2006
 Lew Alcindor 1967-69
 Lucius Allen 1967-68
 Darrell Allums 1980
 Tony Anderson 1980
 Toby Bailey 1995
 Rick Betchley 1970-71
 Henry Bibby 1970-72
 Pete Blackman 1962
 Kenny Booker 1970-71
 Cedric Bozeman 2006
 Vince Carson 1972-73
 Brice Chambers 1965
 Jon Chapman 1970-72
 Joe Chrisman 1967
 Darren Collison 2006
 Gary Cunningham 1962
 Tommy Curtis 1972-74
 Chuck Darrow 1964
 Darren Daye 1980
 Kevin Dempsey 1995
 Cameron Dollar 1995
 Ralph Drollinger 1974-76
 John Ecker 1969-71
 Tyus Edney 1995
 Keith Erickson 1964-65
 Jordan Farmer 2006
 George Farmer 1969
 Larry Farmer 1971-73
 Michael Fey 2006
 Rod Foster 1980
 Gary Franklin 1972-74
 John Galbraith 1965
 omm'A Givens 1995
 Gail Goodrich 1964-65
 Fred Goss 1965
 John Green 1962
 David Greenwood 1976
 Roy Hamilton 1976
 Walt Hazzard 1962, 64
 Ken Heitz 1967-69
 J.R. Henderson 1995
 Bill Hicks 1962
 Andy Hill 1970-72
 Jack Hirsch 1964
 Vaughn Hoffman 1964-65
 Brad Holland 1976
 Ryan Hollins 2006
 Larry Hollyfield 1972-73
 Michael Holton 1980
 Mike Huggins 1964
 Kris Johnson 1995
 Marques Johnson 1974-76
 Edgar Lacey 1965
 Greg Lee 1972-74
 Rich Levin 1964-65
 Chris Lippert 1976
 Dick Lynn 1967
 Mike Lynn 1965, 68
 John Lyons 1965
 Lorenzo Mata 2006
 Luc Richard Mbah a Moute 2006
 Andre McCarter 1974-76
 Doug McIntosh 1964-65
 Dave Meyers 1973-75
 Jim Milhorn 1962
 Bob Myers 1995
 Swen Nater 1972-73
 Jim Nielsen 1967-68
 Ike Nwankwo 1995
 Charles O'Bannon 1995

Ed O'Bannon 1995
 Wilbert Olinde 1974-76
 Steve Patterson 1969-71
 Cliff Pruitt 1980
 DeAndre Robinson 2006
 Michael Roll 2006
 Curtis Rowe 1969-71
 Jauou Rubin 2006
 Don Saffer 1967
 Mike Sanders 1980
 Neville Saner 1967-68
 Terry Schofield 1969-71
 Bill Seibert 1969-70
 Lynn Shackelford 1967-69
 Gig Sims 1980
 Fred Slaughter 1962, 64
 Gavin Smith 1976
 Jim Spillane 1974-76
 Kim Stewart 1962, 64
 Gene Sutherland 1967-68
 Bill Sweek 1967-69
 Ray Townsend 1976
 Pete Trgovich 1974-75
 John Vallely 1969-70
 Kiki Vandeweghe 1980
 Brett Vroman 1976
 Bill Walton 1972-74
 Mike Warren 1967-68
 Kenny Washington 1964-65
 Richard Washington 1974-76
 Dave Waxman 1962
 Bob Webb 1974
 Sidney Wicks 1969-71
 Keith Wilkes 1972-74
 James Wilkes 1980
 Ryan Wright 2006
 George Zidek 1995

UTAH (4-33)

Joe Aufferheide 1961
 Leonard Black 1966
 Trace Caton 1998
 Jerry Chambers 1966
 Bob Cozby 1961
 Bo Crain 1961
 Joe Day 1966
 Michael Doleac 1998
 Arnie Ferrin 1944
 Drew Hansen 1998
 David Jackson 1998
 Merv Jackson 1966
 Alex Jensen 1998
 Neil Jensen 1961
 Britton Johnsen 1998
 Eugene Lake 1966
 Bob Lewis 1944
 Lyndon Mackay 1966
 Billy McGill 1961
 Jordie McTavish 1998
 Andre Miller 1998
 Wat Misaka 1944
 Joe Morton 1961
 Hanno Mottola 1998
 Jeff Ockel 1966
 Jim Rhead 1961
 Ed Rowe 1961
 Rich Ruffell 1961
 Dick Smuin 1944
 Fred Sheffield 1944
 Rich Tate 1966
 Jim Thomas 1961
 Herb Wilkinson 1944

VILLANOVA (3-25)

Louis Dubino 1939
 George Duzminski 1939
 Chuck Everson 1985
 Chris Ford 1971
 John Fox 1971
 Tom Ingelsby 1971
 Harold Jensen 1985
 John Krutulis 1939
 Michael Lazorchak 1939
 Dwayne McClain 1985
 Joe McDowell 1971
 Gary McClain 1985
 James Montgomery 1939
 Paul Nugent 1939
 Ed Pinckney 1985
 Mark Plansky 1985
 Howard Porter 1971
 Harold Pressley 1985

Lloyd Rice 1939
 Ernest Robinson 1939
 Hank Siemionkowski 1971
 William Sinnott 1939
 Clarence Smith 1971
 Dwight Wilbur 1985
 Charles Yund 1939

VIRGINIA (2-16)

Rick Carlisle 1984
 Louis Collins 1981
 Kenton Edelin 1984
 Terry Gates 1981
 Jeff Jones 1981
 Jeff Klein 1981
 Jeff Lamp 1981
 Lewis Lattimore 1981
 Jim Miller 1984
 Olden Polynice 1984
 Lee Raker 1981
 Craig Robinson 1981
 Ralph Sampson 1981
 Tom Sheehy 1984
 Ricky Stokes 1981, 84
 Othell Wilson 1981, 84

WAKE FOREST (1-12)

James Brooks 1962
 Richard Carmichael 1962
 Len Chappell 1962
 Frank Christie 1962
 Bryan Hassell 1962
 Harry Hull 1962
 Al Koehler 1962
 Tommy McCoy 1962
 Billy Packer 1962
 Dave Wiedeman 1962
 Bob Wollard 1962
 Ted Zawacki 1962

WASHINGTON (1-10)

Don Apeland 1953
 Joe Cipriano 1953
 Will Elliott 1953
 Roland Halle 1953
 Bob Houbregs 1953
 Charles Koon 1953
 Doug McClary 1953
 Mike McCutchen 1953
 Dean Parsons 1953
 Steve Roake 1953

WASHINGTON ST. (1-10)

Albert Akins 1941
 Vern Butts 1941
 Kirk Gebert 1941
 Dale Gentry 1941
 Marv Gilberg 1941
 John Hooper 1941
 Owen Hunt 1941
 Paul Lindemann 1941
 Ray Sundquist 1941
 Jim Zimmerman 1941

WEST VIRGINIA (1-12)

Willie Akers 1959
 Marvin Bolyard 1959
 Robert Clousson 1959
 Paul Goode 1959
 Lee Patrono 1959
 Joseph Posch 1959
 Ronnie Retton 1959
 James Ritchie 1959
 Howard Schertzinger 1959
 Bob Smith 1959
 Nick Visnic 1959
 Jerry West 1959

WESTERN KY. (1-9)

Rex Bailey 1971
 Jerry Dunn 1971
 Steve Eaton 1971
 Clarence Glover 1971
 Danny Johnson 1971
 Jim McDaniels 1971
 Jim Rose 1971
 Gary Sundmacker 1971
 Chuck Witt 1971

WICHITA ST. (1-11)

John Criss 1965
 Gerald Davis 1965
 Dave Leach 1965
 Larry Nosich 1965

Kelly Pete 1965
 Melvin Reed 1965
 Gerard Reimond 1965
 Vernon Smith 1965
 Jamie Thompson 1965
 Al Trope 1965
 Manny Zafinos 1965
WISCONSIN (2-23)
 Bob Alwin 1941
 Roy Boone 2000

Jon Bryant 2000
 Travon Davis 2000
 Duany Duany 2000
 Gene Englund 1941
 Charles Epperson 1941
 Erik Faust 2000
 Mike Kelley 2000
 John Kotz 1941
 Andy Kowske 2000
 Maurice Linton 2000
 Kirk Penney 2000

Fred Rehm 1941
 Ed Scheiwe 1941
 Warren Schrage 1941
 Harlo Scott 1941
 Robert Smith 2000
 Ted Strain 1941
 Julian Swartz 2000
 Don Timmerman 1941
 Mark Vershaw 2000
 Charlie Willis 2000

WYOMING (1-8)
 Jimmy Collins 1943
 Milo Komenich 1943
 Jim Reese 1943
 Ted Roney 1943
 Kenny Sailors 1943
 Floyd Volker 1943
 Don Waite 1943
 Jim Weir 1943

NCAA Division I Men's Basketball Committee Chairs

Name	Affiliation	Years
Harold Olsen	Ohio St.	1940-46
Dutch Lonborg	Northwestern	1947-50
	Kansas	1951-60
Bernie Shively	Kentucky	1961-66
H.B. Lee	Kansas St.	1967-69
Tom Scott	Davidson	1970-75
Stan Watts	Brigham Young	1976-77
Wayne Duke	Big Ten Conference	1978-81
Dave Gavitt	Big East Conference	1982-84
Vic Bubas	Sun Belt Conference	1985
Dick Schultz	Virginia	1986-87
Arnie Ferrin	Utah	1988
Cedric Dempsey	Arizona	1989
Jim Delany	Big Ten Conference	1990-91
Tom Frericks	Dayton	1992
Roy Kramer	Southeastern Conference	1992
Tom Butters	Duke	1993-94
Bob Frederick	Kansas	1995-96
Terry Holland	Virginia	1997
C.M. Newton	Kentucky	1998-99
Craig Thompson	Mountain West Conference	2000
Mike Tranghese	Big East Conference	2001
Lee Fowler	North Carolina St.	2002
Jim Livengood	Arizona	2003
Bob Bowlsby	Iowa	2004-05
Craig Littlepage	Virginia	2006
Gary Walters	Princeton	2007



Photo by Rich Clarkson/NCAA Photos

One of the duties of the NCAA Division I Men's Basketball Committee chair is to present the championship trophy to the winner of the tournament. Here chair Bob Frederick, then athletics director at Kansas, hands the trophy to Rick Pitino and the 1996 champion Kentucky Wildcats.

NCAA Division I Men's Basketball Committee Roster


Name	Affiliation	Years
Larry Albus	St. Louis	1975-76
	Metro Conference	1977-80
Phog Allen	Kansas	1940
Ladell Andersen	Utah St.	1978-82
Lewis Andreas	Syracuse	1943-44
	Syracuse	1954-58
Karl Benson	Western Athletic Conference	2002-06
McKinley Boston	Minnesota	1995-99
Bob Bowlsby	Iowa	2001-05
Hoyt Brawner	Denver	1966-71
Paul Brechler	Western Athletic Conference	1968
Bob Brown	West Virginia	1958-62
Vic Bubas	Sun Belt Conference	1980-85
John Bunn	Stanford	1940
Asa Bushnell	Eastern College Athletic Conference	1949-53
Tom Butters	Duke	1989-94
Ben Carnevale	Navy	1965-66
	New York U.	1967-70
Bernard Carnevale	William & Mary	1981
	James Madison	1982-83
Ernest Casale	Temple	1971-76
Willis Casey	North Carolina St.	1975-80
W.S. Chandler	Marquette	1940
John Conboy	La Salle	1977
Gene Corrigan	Notre Dame	1982-87
Jake Crouthamel	Syracuse	1991-96
Gary Cunningham	Fresno St.	1989-94

Name	Affiliation	Years
Rudy Davalos	Houston	1992
	New Mexico	1995-99
Everett Dean	Stanford	1947-50
Jim Delany	Ohio Valley Conference	1986-89
	Big Ten Conference	1990-91
Cedric Dempsey	Arizona	1984-89
DeLoss Dodds	Texas	1993-97
Wayne Duke	Big Ten Conference	1976-81
Joel Eaves	Georgia	1970-74
Hec Edmundson	Washington	1941-46
George Edwards	Missouri	1941-50
Doug Elgin	Missouri Valley Conference	1999-2002
Bump Elliott	Iowa	1989-91
Arnie Ferrin	Utah	1983-88
Waldo Fisher	Northwestern	1962-67
Lee Fowler	Middle Tenn.	1998-2000
	North Carolina St.	2001-2002
Bob Frederick	Kansas	1992-96
Kenneth Free	Mid-Eastern Athletic Conference	1988-92
Tom Frericks	Dayton	1988-92
Dave Gavitt	Providence	1980-82
	Big East Conference	1983-84
Andy Geiger	Penn	1978
	Stanford	1979-83
B.T. Grover	Ohio	1941
Dan Guerrero	UCLA	2006-present
Wiles Hallock	Western Athletic Conference	1969-71
	Pacific-10 Conference	1972-75
Charles Harris	Arizona St.	1992-96
	Mid-Eastern Athletic Conference	1997-98
Dave Hart	Missouri	1981-86

Name	Affiliation	Years
Ed Hickox	Springfield	1945-46
Chris Hill	Utah	2005-present
Terry Holland	Davidson	1993-95
	Virginia	1996-98
Nat Holman	CCNY	1941
Ken Karr	San Diego St.	1976-80
	East Caro.	1981
Roy Keene	Oregon St.	1958-61
E.A. Kelleher	Fordham	1943
	Army	1944
Laing Kennedy	Kent St.	2006-present
Floyd Kerr	Southern U.	2002-05
Roy Kramer	Vanderbilt	1987-91
	Southeastern Conference	1992
Jack Kvanetz	George Washington	1999-2003
Jonathan LeCrone	Horizon League	2004-present
H.B. Lee	Kansas St.	1961-69
Craig Littlepage	Virginia	2003-present
Jim Livengood	Arizona	2000-04
Dutch Lonborg	Northwestern	1947-50
	Kansas	1951-60
Dave Maggard	California	1990-91
Ernest McCoy	Penn St.	1960-65
Ralph McFillen	Metro Conference	1993-95
J.D. Morgan	UCLA	1969-74
Stan Morrison	UC Riverside	2007-present
Gerald Myers	Texas Tech	2004-05
Pete Newell	California	1963-68
C.M. Newton	Kentucky	1993-99
Albert Nixon	New York U.	1947-48
Nels Nordgen	Chicago	1942


Name	Affiliation	Years
Tom O'Connor	George Mason	2005-present
Harold Olsen	Ohio St.	1940-46
Reaves Peters	Big Seven	1948-57
Vadal Peterson	Utah	1953
Russ Potts	Southern Methodist	1980-81
Les Robinson	North Carolina St.	2000
	Citadel	2001-04
Judy Rose	Charlotte	2000-04
James St. Clair	Southern Methodist	1941-45
H.H. Salmon	New York businessman	1940
Fred Schaus	West Virginia	1985-90
Dick Schultz	Virginia	1984-87
Tom Scott	Davidson	1967-75
Everett Shelton	Wyoming	1954-58
Bernie Shively	Kentucky	1959-66
Dick Shrider	Miami (Ohio)	1982-87
Michael Slive	Southeastern Conference	2005-present
Gene Smith	Iowa St.	2000
	Ohio St.	2007-present
Wilbur Smith	Tulane	1942
Neale Stoner	Illinois	1988
Fred Taylor	Ohio St.	1968-73
Craig Thompson	Sun Belt Conference	1996-98
	Mountain West Conference	1999-2000
Mike Tranghese	Big East Conference	1997-2001
Forrest Twogood	Southern California	1960-64
Robert Vowels	Southwestern Athletic Conference	2006
Gary Walters	Princeton	2003-present
Stan Watts	Brigham Young	1974-77
Kevin Weiberg	Big 12 Conference	2001-03
Carroll Williams	Santa Clara	1997-2001
Frank Windegger	TCU	1982-88

Tournament Moments...



March 19, 1981, East Regional semifinal game in the Omni Center in Atlanta - With Brigham Young down by a point to Notre Dame and only eight seconds left in the game, the Cougars' Danny Ainge dribbled the length of the court and laid the ball over the outstretched fingertips of Irish center Orlando Woolridge. Time expired before the stunned Notre Dame team could inbound the ball. Brigham Young advanced to the regional final with a 51-50 victory.

Photos from Brigham Young sports information



The Early Rounds

Opening Round Records	36
First- and Second-Round Game Records	37
Regional Game Records	39
Sweet 16 Records	41
All-Regional Teams	42



Opening Round Records

SINGLE GAME, INDIVIDUAL

POINTS

- 38, Kevin Mullin, Princeton vs. San Diego, 3-13-1984
 31, Prosper Karangwa, Siena vs. Alcorn St., 3-12-2002
 29, Rawle Marshall, Oakland vs. Alabama A&M, 3-15-2005
 28, Allen Lovett, Texas Southern vs. UNC Asheville, 3-18-2003
 28, Andre Smith, UNC Asheville vs. Texas Southern, 3-18-2003

FIELD GOALS

- 13, Robert Brown, Long Island vs. Northeastern, 3-13-1984
 12, Kevin Mullin, Princeton vs. San Diego, 3-13-1984
 12, Prosper Karangwa, Siena vs. Alcorn St., 3-12-2002
 11, John Newman, Richmond vs. Rider, 3-13-1984
 11, Kelvin Johnson, Richmond vs. Rider, 3-13-1984

FIELD GOALS ATTEMPTED

- 25, Robert Brown, Long Island vs. Northeastern, 3-13-1984
 24, Mike Alexancer, Boston U. vs. La Salle, 3-15-1983
 24, Eric Hightower, Ga. Southern vs. Robert Morris, 3-15-1983
 23, Andre Smith, UNC Asheville vs. Texas Southern, 3-18-2003
 21, Tony Simms, Boston U. vs. La Salle, 3-15-1983

FIELD-GOAL PERCENTAGE

(Min. 10 FGM)

- 83.3% (10-12), Eddie Childress, Morehead St. vs. N.C. A&T, 3-13-1984
 80.0% (12-15), Kevin Mullin, Princeton vs. San Diego, 3-13-1984
 78.6% (11-14), Kelvin Johnson, Richmond vs. Rider, 3-13-1984
 75.0% (12-16), Prosper Karangwa, Siena vs. Alcorn St., 3-12-2002
 57.9% (11-19), John Newman, Richmond vs. Rider, 3-13-1984

THREE-POINT FIELD GOALS

- 6, Chris Kenny, Monmouth vs. Hampton, 3-14-2006
 5, Ra'Kim Hollis, Texas Southern vs. UNC Asheville, 3-18-2003
 5, Terrence Woods, Florida A&M vs. Lehigh, 3-16-2004
 5, Obie Trotter, Alabama A&M vs. Oakland, 3-15-2005
 3, 12 tied (most recent: three in 2005)

THREE-POINT FIELD GOALS ATTEMPTED

- 14, Ra'Kim Hollis, Texas Southern vs. UNC Asheville, 3-18-2003
 10, Terrence Woods, Florida A&M vs. Lehigh, 3-16-2004
 10, Obie Trotter, Alabama A&M vs. Oakland, 3-15-2005
 9, Andre Smith, UNC Asheville vs. Texas Southern, 3-18-2003
 9, Marquel Timmons, Texas Southern vs. UNC Asheville, 3-18-2003
 9, Austen Rowland, Lehigh vs. Florida A&M, 3-16-2004
 9, Rick Ricketts, Alabama A&M vs. Oakland, 3-15-2005
 9, Chris Kenny, Monmouth vs. Hampton, 3-14-2006

THREE-POINT FIELD-GOAL PERCENTAGE

(Min. 5 3FGM)

- 66.7% (6-9), Chris Kenny, Monmouth vs. Hampton, 3-14-2006
 50.0% (5-10), Terrence Woods, Florida A&M vs. Lehigh, 3-16-2004

- 50.0% (5-10), Obie Trotter, Alabama A&M vs. Oakland, 3-15-2005
 35.7% (5-14), Ra'Kim Hollis, Texas Southern vs. UNC Asheville, 3-18-2003

FREE THROWS MADE

- 14, Kevin Mullin, Princeton vs. San Diego, 3-13-1984
 10, Andre Smith, UNC Asheville vs. Texas Southern, 3-18-2003
 8, Eddie Archie, Alcorn St. vs. Houston Baptist, 3-13-1984
 8, Marcus Stewart, Winthrop vs. Northwestern St., 3-13-2001
 8, Marcus Fleming, Alcorn St. vs. Siena, 3-12-2002
 8, Rawle Marshall, Oakland vs. Alabama A&M, 3-15-2005

FREE THROWS ATTEMPTED

- 16, Kevin Mullin, Princeton vs. San Diego, 3-13-1984
 14, Andre Smith, UNC Asheville vs. Texas Southern, 3-18-2003
 13, Marcus Fleming, Alcorn St. vs. Siena, 3-12-2002
 13, Allen Lovett, Texas Southern vs. UNC Asheville, 3-18-2003
 12, Anicek Lavodrame, Houston Baptist vs. Alcorn St., 3-13-1984

FREE-THROW PERCENTAGE (Min. 12 FTM)

- 87.5% (14-16), Kevin Mullin, Princeton vs. San Diego, 3-13-1984

REBOUNDS

- 17, Marcus Fleming, Alcorn St. vs. Siena, 3-12-2002
 14, Mark Halsel, Northeastern vs. Long Island, 3-13-1984
 14, Allen Lovett, Texas Southern vs. UNC Asheville, 3-18-2003
 13, Joe Binion, N.C. A&T vs. Morehead St., 3-13-1984
 12, Albert Butts, La Salle vs. Boston U., 3-15-1983
 12, Chip Greenberg, La Salle vs. Boston U., 3-15-1983
 12, Michael Harper, Florida A&M vs. Lehigh, 3-16-2004

ASSISTS

- 9, Greg Beckwith, Richmond vs. Rider, 3-13-1984
 9, Tyler Azzarelli, Monmouth vs. Hampton, 3-14-06
 8, Fred Lee, Rider vs. Richmond, 3-13-1984
 8, Jeff Fultz, Morehead St. vs. N.C. A&T, 3-13-1984
 7, Willie James, Long Island vs. Northeastern, 3-13-1984
 7, Walter Jordon, Long Island vs. Northeastern, 3-13-1984

BLOCKED SHOTS

- 9, D'or Fischer, Northwestern St. vs. Winthrop, 3-13-2001
 5, John Bunch, Monmouth vs. Hampton, 3-14-2006
 3, James Clinton, Siena vs. Alcorn St., 3-12-2002
 3, Chris Collins, Alabama A&M vs. Oakland, 3-15-2005
 3, Bruce Brown, Hampton vs. Monmouth, 3-14-2006

STEALS

- 3, Jason Cable, Alcorn St. vs. Siena, 3-12-2002
 3, Marquel Timmons, Texas Southern vs. UNC Asheville, 3-18-2003
 3, Austen Rowland, Lehigh vs. Florida A&M, 3-16-2004
 3, Demarcus Wilkins, Florida A&M vs. Lehigh, 3-16-2004
 3, Obie Trotter, Alabama A&M vs. Oakland, 3-15-2005
 3, Rick Ricketts, Alabama A&M vs. Oakland, 3-15-2005

SINGLE GAME, TEAM

POINTS

- 92, UNC Asheville vs. Texas Southern (84), 3-18-2003
 90, Northeastern vs. Long Island (87), 3-13-1984
 89, Richmond vs. Rider (65), 3-13-1984

FEWEST POINTS

- 41, N.C. A&T vs. Princeton (53), 3-15-1983
 49, Hampton vs. Monmouth (71), 3-14-2006
 53, Princeton vs. N.C. A&T (41), 3-15-1983

WINNING MARGIN

- 24, Richmond (89) vs. Rider (65), 3-13-1984

- 22, Monmouth (71) vs. Hampton (49), 3-14-2006
 19, Alcorn St. (79) vs. Houston Baptist (60), 3-13-1984

POINTS SCORED BY LOSING TEAM

- 87, Long Island vs. Northeastern (90), 3-13-1984
 84, Texas Southern vs. UNC Asheville (92), 3-18-2003
 77, Alcorn St. vs. Siena (81), 3-12-02

FIELD GOALS

- 39, Long Island vs. Northeastern, 3-13-1984
 36, Richmond vs. Rider, 3-13-1984
 32, UNC Asheville vs. Texas Southern, 3-18-2003
 32, N.C. A&T vs. Morehead St., 3-13-1984

FIELD GOALS ATTEMPTED

- 87, Long Island vs. Northeastern, 3-13-1984
 75, Rider vs. Richmond, 3-13-1984
 71, La Salle vs. Boston U., 3-15-1983

FIELD-GOAL PERCENTAGE

- 61.5% (32-52), N.C. A&T vs. Morehead St., 3-13-1984
 60.0% (36-60), Xavier vs. Alcorn St., 3-15-1983
 60.0% (30-50), Richmond vs. Rider, 3-13-1984

LOWEST FIELD-GOAL PERCENTAGE

- 27.1% (19-70), N.C. A&T vs. Princeton, 3-15-1983
 29.5% (18-61), Lehigh vs. Florida A&M, 3-16-2004
 30.2% (19-63), Hampton vs. Monmouth, 3-14-2006

THREE-POINT FIELD GOALS

- 12, Texas Southern vs. UNC Asheville, 3-18-2003
 11, UNC Asheville vs. Texas Southern, 3-18-2003
 11, Winthrop vs. Northwestern St., 3-13-2001

THREE-POINT FIELD GOALS ATTEMPTED

- 31, Texas Southern vs. UNC Asheville, 3-18-2003
 30, Lehigh vs. Florida A&M, 3-16-2004
 29, UNC Asheville vs. Texas Southern, 3-18-2003

THREE-POINT FIELD-GOAL PERCENTAGE

(Min. 7 3FGM)

- 55.0% (11-20), Winthrop vs. Northwestern St., 3-13-2001
 47.4% (9-19), Northwestern St. vs. Winthrop, 3-13-2001
 46.7% (7-15), Oakland vs. Alabama A&M, 3-15-2005

FREE THROWS MADE

- 28, Northeastern vs. Long Island, 3-13-1984
 27, Princeton vs. San Diego, 3-13-1984
 25, Alcorn St. vs. Xavier, 3-15-1983
 25, Alcorn St. vs. Houston Baptist, 3-13-1984

FREE THROWS ATTEMPTED

- 36, Alcorn St. vs. Xavier, 3-15-1983
 36, Northeastern vs. Long Island, 3-13-1984
 34, Alcorn St. vs. Houston Baptist, 3-13-1984
 34, Richmond vs. Rider, 3-13-1984

FREE-THROW PERCENTAGE

(Min. 15 FTM)

- 87.1% (27-31), Princeton vs. San Diego, 3-13-1984
 77.8% (28-36), Northeastern vs. Long Island, 3-13-1984
 73.5% (25-34), Alcorn St. vs. Houston Baptist, 3-13-1984

REBOUNDS

- 51, La Salle vs. Boston U., 3-15-1983
 46, Boston U. vs. La Salle, 3-15-1983
 45, Richmond vs. Rider, 3-13-1984
 45, Texas Southern vs. UNC Asheville, 3-18-2003

REBOUND MARGIN

- 14, N.C. A&T (39) vs. Princeton (25), 3-15-1983
 14, Oakland (43) vs. Alabama A&M (29), 3-15-2005
 10, Alcorn St. (34) vs. Houston Baptist (24), 3-13-1984

ASSISTS

- 27, Richmond vs. Rider, 3-13-1984
 20, Long Island vs. Northeastern, 3-13-1984
 21, Monmouth vs. Hampton, 3-14-2006

BLOCKED SHOTS

- 10, Northwestern St. vs. Winthrop, 3-13-2001
 10, Monmouth vs. Hampton, 3-14-2006
 4, Hampton vs. Monmouth, 3-14-2006

STEALS

- 8, Florida A&M vs. Lehigh, 3-16-2004
 7, Alcorn St. vs. Siena, 3-12-2002
 7, Lehigh vs. Florida A&M, 3-16-2004

PERSONAL FOULS

- 33, Rider vs. Richmond, 3-13-1984
- 27, Houston Baptist vs. Alcorn St., 3-13-1984
- 26, Xavier vs. Alcorn St., 3-15-1983
- 26, Boston U. vs. La Salle, 3-15-1983
- 26, San Diego vs. Princeton, 3-13-1984

PLAYERS DISQUALIFIED

- 4, Long Island vs. Northeastern, 3-13-1984
- 2, four tied

SINGLE GAME, TWO-TEAM

POINTS

- 177, Northeastern (90) vs. Long Island (87), 3-13-1984
- 176, UNC Asheville (92) vs. Texas Southern (84), 3-18-2003
- 158, Siena (81) vs. Alcorn St. (77), 3-12-2002

FEWEST POINTS

- 94, Princeton (53) vs. N.C. A&T (41), 3-15-1983
- 118, Robert Morris (64) vs. Ga. Southern (54), 3-15-1983
- 120, Monmouth (71) vs. Hampton (49), 3-14-2006

FIELD GOALS MADE

- 70, Long Island (39) vs. Northeastern (31), 3-13-1984
- 65, Richmond (36) vs. Rider (29), 3-13-1984
- 61, N.C. A&T (32) vs. Morehead St. (29), 3-13-1984
- 61, UNC Asheville (32) vs. Texas Southern (29), 3-18-2003

FIELD GOALS ATTEMPTED

- 141, Long Island (87) vs. Northeastern (54), 3-13-1984
- 141, La Salle (71) vs. Boston U. (70), 3-15-1983
- 136, UNC Asheville (69) vs. Texas Southern (67), 3-18-2003

THREE-POINT FIELD GOALS

- 23, Texas Southern (12) vs. UNC Asheville (11), 3-18-2003
- 20, Winthrop (11) vs. Northwestern St. (9), 3-13-2001
- 17, Alabama A&M (10) vs. Oakland (7), 3-15-2005

THREE-POINT FIELD GOALS ATTEMPTED

- 60, Texas Southern (31) vs. UNC Asheville (29), 3-18-2003
- 50, Lehigh (30) vs. Florida A&M (20), 3-16-2004
- 43, Alabama A&M (28) vs. Oakland (15), 3-15-2005

FREE THROWS MADE

- 40, Alcorn St. (25) vs. Xavier (15), 3-15-1983
- 39, Alcorn St. (25) vs. Houston Baptist (14), 3-13-1984
- 37, Northeastern (28) vs. Long Island (9), 3-13-1984

FREE THROWS ATTEMPTED

- 59, Alcorn St. (36) vs. Xavier (23), 3-15-1983
- 57, Alcorn St. (34) vs. Houston Baptist (23), 3-13-1984
- 57, Texas Southern (31) vs. UNC Asheville (26), 3-18-2003

REBOUNDS

- 97, La Salle (51) vs. Boston U. (46), 3-15-1983
- 89, Texas Southern (45) vs. UNC Asheville (44), 3-18-2003
- 86, Florida A&M (44) vs. Lehigh (42), 3-16-2004

ASSISTS

- 44, Richmond (27) vs. Rider (17), 3-13-1984
- 38, Long Island (20) vs. Northeastern (18), 3-13-1984
- 33, UNC Asheville (17) vs. Texas Southern (16), 3-18-2003

BLOCKED SHOTS

- 14, Monmouth (10) vs. Hampton (4), 3-14-2006
- 13, Northwestern St. (10) vs. Winthrop (3), 3-13-2001
- 6, Siena (3) vs. Alcorn St. (3), 3-12-2002

STEALS

- 15, Florida A&M (8) vs. Lehigh (7), 3-16-2004
- 12, Alcorn St. (7) vs. Siena (5), 3-12-2002
- 10, UNC Asheville (5) vs. Texas Southern (5), 3-18-2003

PERSONAL FOULS

- 50, Rider (33) vs. Richmond (17), 3-13-1984
- 47, Xavier (26) vs. Alcorn St. (21), 3-15-1983
- 47, Boston U. (26) vs. La Salle (21), 3-15-1983

PLAYERS DISQUALIFIED

- 4, Long Island (4) vs. Northeastern (0), 3-13-1984
- 3, Xavier (2) vs. Alcorn St. (1), 3-15-1983
- 3, La Salle (2) vs. Boston U. (1), 3-15-1983

*Record later vacated

First- and Second-Round Game Records

A second-round game is indicated by (2nd R), a first-round game by (1st R), an opening-round game by (Opening R) and a record later vacated by (*).

Individual Records

POINTS

- 61, Austin Carr, Notre Dame vs. Ohio, 1st R, 3-7-1970
- 52, Austin Carr, Notre Dame vs. TCU, 1st R, 3-13-1971
- 50, David Robinson, Navy vs. Michigan, 1st R, 3-12-1987
- 49, Elvin Hayes, Houston vs. Loyola (Ill.), 1st R, 3-9-1968
- 45, Bo Kimble, Loyola Marymount vs. New Mexico St., 1st R, 3-16-1990

FIELD GOALS

- 25, Austin Carr, Notre Dame vs. Ohio, 1st R, 3-7-1970
- 22, David Robinson, Navy vs. Michigan, 1st R, 3-12-1987
- 20, Elvin Hayes, Houston vs. Loyola (Ill.), 1st R, 3-9-1968
- 20, Austin Carr, Notre Dame vs. TCU, 1st R, 3-13-1971
- 18, Wally Szczerbiak, Miami (Ohio) vs. Washington, 1st R, 3-12-1999

FIELD GOALS ATTEMPTED

- 44, Austin Carr, Notre Dame vs. Ohio, 1st R, 3-7-1970
- 37, David Robinson, Navy vs. Michigan, 1st R, 3-12-1987
- 37, Charles Jones, Long Island vs. Villanova, 1st R, 3-13-1997
- 36, Popeye Jones, Murray St. vs. Michigan St., 1st R, 3-15-1990 (ot)
- 35, Rich Laurel, Hofstra vs. Notre Dame, 1st R, 3-12-1977
- 35, Bo Kimble, Loyola Marymount vs. New Mexico St., 1st R, 3-16-1990

FIELD-GOAL PERCENTAGE (Minimum 10 FGM)

- 100% (11-11), Kenny Walker, Kentucky vs. Western Ky., 2nd R, 3-16-1986
- 92.3% (12-13), Quadre Lollis, Montana St. vs. Syracuse, 1st R, 3-14-1996
- 91.7% (11-12), Kenny Gregory, Kansas vs. DePaul, 1st R, 3-17-2000
- 90.9% (10-11), Dwayne McClain, Villanova vs. Marshall, 1st R, 3-16-1984
- 90.9% (10-11), Lenzie Howell, Arkansas vs. Loyola Marymount, 1st R, 3-16-1989
- 90.9% (10-11), Oliver Miller, Arkansas vs. Murray St., 1st R, 3-19-1992

THREE-POINT FIELD GOALS

- 11, Jeff Fryer, Loyola Marymount vs. Michigan, 2nd R, 3-18-1990
- 9, Garde Thompson, Michigan vs. Navy, 1st R, 3-12-1987
- 9, Johnny Miller, Temple vs. Cincinnati, 1st R, 3-16-1995
- 9, Johnny Hemsley, Miami (Fla.) vs. Lafayette, 1st R, 3-12-1999
- 9, Ricky Paulding, Missouri vs. Marquette, 2nd R, 3-22-2003 (ot)
- 9, Gerry McNamara, Syracuse vs. Brigham Young, 1st R, 3-18-2004

THREE-POINT FIELD GOALS ATTEMPTED

- 22, Jeff Fryer, Loyola Marymount vs. Arkansas, 1st R, 3-16-1989
- 20, Chris Walker, Villanova vs. LSU, 1st R, 3-15-1990
- 19, Gerald Paddio, UNLV vs. Iowa, 2nd R, 3-20-1988

- 19, Phillip Allen, N.C. A&T vs. Arkansas, 1st R, 3-18-1994
- 18, Bobby Hurley, Duke vs. California, 2nd R, 3-20-1993
- 18, Jeff Boschee, Kansas vs. Kentucky, 2nd R, 3-14-1999
- 18, Chris Lofton, Tennessee vs. Wichita St., 2nd R, 3-18-2006

THREE-POINT FIELD-GOAL PERCENTAGE (Minimum Five 3FGM)

- 100% (8-8), John Goldsberry, UNC Wilmington vs. Maryland, 1st R, 3-21-2003
- 100% (7-7), Sam Cassell, Florida St. vs. Tulane, 2nd R, 3-20-1993
- 100% (6-6), Mike Buck, Middle Tenn. vs. Florida St., 1st R, 3-16-1989
- 100% (6-6), Migjen Bakalli, North Carolina St. vs. Southern Miss., 1st R, 3-14-1991
- 100% (6-6), Rex Walters, Kansas vs. Ball St., 1st R, 3-18-1993

FREE THROWS

- 23, Travis Mays, Texas vs. Georgia, 1st R, 3-17-1990
- 21, David Robinson, Navy vs. Syracuse, 2nd R, 3-16-1986
- 19, Tom Hammonds, Georgia Tech vs. Iowa St., 1st R, 3-18-1988
- 18, Jon Rose, Connecticut vs. Boston U., 1st R, 3-10-1959
- 18, Jared Dudley, Boston College vs. Wis.-Milwaukee, 2nd R, 3-19-2005

FREE THROWS ATTEMPTED

- 27, David Robinson, Navy vs. Syracuse, 2nd R, 3-16-1986
- 27, Travis Mays, Texas vs. Georgia, 1st R, 3-17-1990
- 22, Ronny Turiaf, Gonzaga vs. Cincinnati, 1st R, 3-20-2003
- 21, six tied (most recent: Jared Dudley, Boston College vs. Wis.-Milwaukee, 2nd R, 3-19-2005)

FREE-THROW PERCENTAGE (Minimum 12 FTM)

- 100% (16-16), Bill Bradley, Princeton vs. St. Joseph's, 1st R, 3-11-1963
- 100% (16-16), Fennis Dembo, Wyoming vs. UCLA, 2nd R, 3-14-1987
- 100% (15-15), Austin Crashere, Providence vs. Marquette, 1st R, 3-14-1997
- 100% (13-13), Al Gooden, Ball St. vs. Boston College, 1st R, 3-13-1981
- 100% (12-12), 11 tied (most recent: Caron Butler, Connecticut vs. North Carolina St., 2nd R, 3-17-2002)

REBOUNDS

- 29, Toby Kimball, Connecticut vs. St. Joseph's, 1st R, 3-8-1965




Photo by Rich Clarkson/NCAA Photos

Princeton's Bill Bradley hit all 16 of his shots from the charity stripe in a 1963 first-round game against St. Joseph's to set the first- and second-round game record for free-throw percentage. His mark was later tied by Wyoming's Fennis Dembo in 1987.

- 27, Paul Silas, Creighton vs. Oklahoma City, 1st R, 3-9-1964
 27, Elvin Hayes, Houston vs. Loyola (Ill.), 1st R, 3-9-1968
 24, Paul Silas, Creighton vs. Memphis, 1st R, 3-12-1962
 24, Eddie Jackson, Oklahoma City vs. Creighton, 1st R, 3-9-1964

ASSISTS

- 16, *Sam Crawford, New Mexico St. vs. Nebraska, 1st R, 3-19-1993
 16, Earl Watson, UCLA vs. Maryland, 2nd R, 3-18-2000
 15, Kenny Patterson, DePaul vs. Syracuse, 1st R, 3-15-1985
 15, Keith Smart, Indiana vs. Auburn, 2nd R, 3-14-1987
 15, Pepe Sanchez, Temple vs. Lafayette, 1st R, 3-17-2000

BLOCKED SHOTS

- 11, Shaquille O'Neal, LSU vs. Brigham Young, 1st R, 3-19-1992
 10, Shawn Bradley, Brigham Young vs. Virginia, 1st R, 3-14-1991
 9, D'or Fischer, Northwestern St. vs. Winthrop, Opening R, 3-13-2001
 8, seven tied (most recent: Tarvis Williams, Hampton vs. Georgetown, 2nd R, 3-17-2001)

STEALS

- 8, Darrell Hawkins, Arkansas vs. Holy Cross, 1st R, 3-18-1993
 8, Grant Hill, Duke vs. California, 2nd R, 3-20-1993
 8, Duane Clemens, Ball St. vs. UCLA, 1st R, 3-16-2000
 7, eight tied (most recent: Zakee Wadood, East Tenn. St. vs. Wake Forest, 1st R, 3-21-2003)

Team Records**POINTS**

- 149, Loyola Marymount vs. Michigan (115), 2nd R, 3-18-1990
 124, Oklahoma vs. Louisiana Tech (81), 2nd R, 3-18-1989
 123, North Carolina vs. Loyola Marymount (97), 2nd R, 3-19-1988
 121, UNLV vs. San Francisco (95), 1st R, 3-12-1977
 120, Arkansas vs. Loyola Marymount (101), 1st R, 3-16-1989

FEWEST POINTS

- 32, Wisconsin vs. Missouri St. (43), 1st R, 3-12-1999
 35, Alabama St. vs. Michigan St. (69), 1st R, 3-16-2001
 36, Southern Methodist vs. Georgetown (37), 2nd R, 3-18-1984
 37, Georgetown vs. Southern Methodist (36), 2nd R, 3-18-1984
 37, Winthrop vs. Duke (84), 1st R, 3-14-2002

WINNING MARGIN

- 69, Loyola (Ill.) (111) vs. Tennessee Tech (42), 1st R, 3-11-1963
 58, Kansas (110) vs. Prairie View (52), 1st R, 3-13-1998
 49, Syracuse (101) vs. Brown (52), 1st R, 3-14-1986
 47, DePaul (99) vs. Eastern Ky. (52), 1st R, 3-9-1965
 47, Duke (84) vs. Winthrop (37), 1st R, 3-14-2002

POINTS BY LOSING TEAM

- 115, Wyoming vs. Loyola Marymount (119), 1st R, 3-17-1988
 115, Michigan vs. Loyola Marymount (149), 2nd R, 3-18-1990
 105, Wake Forest vs. West Virginia (111), 2nd R, 3-19-2005 (ot)
 102, UCLA vs. Tulsa (112), 1st R, 3-18-1994
 101, Marshall vs. La-Lafayette (112), 1st R, 3-11-1972
 101, Loyola Marymount vs. Arkansas (120), 1st R, 3-16-1989
 101, Cincinnati vs. UCLA (105), 2nd R, 3-17-2002 (2 ot)

FIELD GOALS

- 50, Notre Dame vs. Austin Peay, 1st R, 3-9-1974
 49, UNLV vs. San Francisco, 1st R, 3-12-1977
 49, North Carolina vs. Loyola Marymount, 2nd R, 3-19-1988

- 49, Loyola Marymount vs. Michigan, 2nd R, 3-18-1990
 48, Oklahoma vs. Louisiana Tech, 2nd R, 3-18-1989

FIELD GOALS ATTEMPTED

- 112, Marshall vs. La-Lafayette, 1st R, 3-11-1972
 103, Loyola Marymount vs. North Carolina, 2nd R, 3-19-1988
 98, Oklahoma vs. Louisiana Tech, 2nd R, 3-18-1989
 98, Loyola Marymount vs. Arkansas, 1st R, 3-16-1989

FIELD-GOAL PERCENTAGE

- 80.0% (28-35), Oklahoma St. vs. Tulane, 2nd R, 3-22-1992
 79.0% (49-62), North Carolina vs. Loyola Marymount, 2nd R, 3-19-1988
 75.0% (33-44), Northeastern vs. Va. Commonwealth, 1st R, 3-16-1984
 73.2% (30-41), North Carolina St. vs. UTEP, 2nd R, 3-17-1985
 72.7% (40-55), *Alabama vs. New Orleans, 2nd R, 3-14-1987

LOWEST FIELD-GOAL PERCENTAGE

- 22.0% (18-82), Tennessee Tech vs. Loyola (Ill.), 1st R, 3-11-1963
 23.3% (17-73), Prairie View vs. Kansas, 1st R, 3-13-1998
 23.8% (15-63), Texas-San Antonio vs. Stanford, 1st R, 3-18-2004
 24.3% (15-63), Boston College vs. Maryland, 1st R, 3-11-1958
 25.0% (17-68), Massachusetts vs. New York U., 1st R, 3-12-1962
 25.0% (16-64), Santa Clara vs. Kansas, 2nd R, 3-17-1996
 25.0% (12-48), Samford vs. St. John's (N.Y.), 1st R, 3-11-1999
 25.0% (13-52), Valparaiso vs. Michigan St., 1st R, 3-16-2000
 25.0% (14-56), Alabama St. vs. Michigan St., 1st R, 3-16-2001

THREE-POINT FIELD GOALS

- 21, Loyola Marymount vs. Michigan, 2nd R, 3-18-1990
 18, Duke vs. Monmouth, 1st R, 3-15-2001
 16, Georgia Tech vs. Boston College, 2nd R, 3-17-1996
 16, UC Santa Barb. vs. Arizona, 1st R, 3-14-2002
 16, Indiana vs. Gonzaga, 2nd R, 3-18-2006

THREE-POINT FIELD GOALS ATTEMPTED

- 43, St. Joseph's vs. Boston College, 2nd R, 3-15-1997 (ot)
 42, Long Island vs. Villanova, 1st R, 3-13-1997
 40, Loyola Marymount vs. Michigan, 2nd R, 3-18-1990
 39, Loyola Marymount vs. North Carolina, 2nd R, 3-19-1988
 39, Loyola Marymount vs. Arkansas, 1st R, 3-16-1989
 39, St. Louis vs. Wake Forest, 2nd R, 3-18-1995

THREE-POINT FIELD-GOAL PERCENTAGE (Minimum Seven 3FGM)

- 88.9% (8-9), Kansas St. vs. Georgia, 1st R, 3-12-1987 (ot)
 81.8% (9-11), *Alabama vs. N.C. A&T, 1st R, 3-13-1987
 80.0% (8-10), Maryland vs. Massachusetts, 2nd R, 3-19-1994
 77.8% (7-9), Colorado vs. Indiana, 1st R, 3-13-1997
 76.9% (10-13), Kansas St. vs. DePaul, 2nd R, 3-19-1988

FREE THROWS

- 41, Navy vs. Syracuse, 2nd R, 3-16-1986
 39, UTEP vs. Tulsa, 1st R, 3-15-1985
 37, Morehead St. vs. Pittsburgh, 1st R, 3-11-1957
 37, Xavier vs. Kansas St., 1st R, 3-16-1990
 36, Georgia Tech vs. Iowa St., 1st R, 3-18-1988
 36, UCLA vs. Louisville, 2nd R, 3-22-1992

FREE THROWS ATTEMPTED

- 55, UTEP vs. Tulsa, 1st R, 3-15-1985
 54, Morehead St. vs. Pittsburgh, 1st R, 3-11-1957
 52, Weber St. vs. Hawaii, 1st R, 3-11-1972
 52, Navy vs. Syracuse, 2nd R, 3-16-1986
 50, Notre Dame vs. Kansas, 1st R, 3-15-1975

FREE-THROW PERCENTAGE (Minimum 15 FTM)

- 100% (18-18), Kentucky vs. Utah, 2nd R, 3-23-2003

- 100% (17-17), Dayton vs. Villanova, 1st R, 3-15-1985
 95.8% (23-24), Oklahoma St. vs. Loyola (La.), 1st R, 3-11-1958
 95.5% (21-22), Connecticut vs. North Carolina St., 2nd R, 3-17-2002
 95.2% (20-21), Iowa vs. North Carolina St., 2nd R, 3-19-1989 (2 ot)

REBOUNDS

- 86, Notre Dame vs. Tennessee Tech, 1st R, 3-11-1958
 70, Western Ky. vs. Miami (Fla.), 1st R, 3-8-1960
 68, Utah vs. Southern California, 1st R, 3-7-1960
 68, Marshall vs. La-Lafayette, 1st R, 3-11-1972
 66, Loyola (Ill.) vs. Tennessee Tech, 1st R, 3-11-1963
 66, Arizona St. vs. Loyola Marymount, 1st R, 3-7-1980

REBOUND MARGIN

- 42, Notre Dame (86) vs. Tennessee Tech (44), 1st R, 3-11-1958
 35, St. John's (N.Y.) (56) vs. Connecticut (21), 1st R, 3-20-1951
 35, Kansas (64) vs. Prairie View (29), 1st R, 3-13-1998
 34, Kansas (61) vs. Jackson St. (27), 1st R, 3-13-1997
 33, Kansas (56) vs. Syracuse (23), 2nd R, 3-18-2001

ASSISTS

- 36, North Carolina vs. Loyola Marymount, 2nd R, 3-19-1988
 35, Kentucky vs. San Jose St., 1st R, 3-14-1996
 33, Loyola Marymount vs. Michigan, 2nd R, 3-18-1990
 33, Kansas vs. Chattanooga, 1st R, 3-17-1994
 33, Kentucky vs. Mt. St. Mary's, 1st R, 3-16-1995

BLOCKED SHOTS

- 13, Brigham Young vs. Virginia, 1st R, 3-14-1991
 13, Kansas vs. Jackson St., 1st R, 3-13-1997
 12, Clemson vs. St. Mary's (Cal.), 1st R, 3-16-1989
 12, LSU vs. Brigham Young, 1st R, 3-19-1992
 12, Massachusetts vs. Stanford, 2nd R, 3-19-1995
 12, Wyoming vs. Gonzaga, 1st R, 3-14-2002

STEALS

- 19, Providence vs. Austin Peay, 2nd R, 3-14-1987 (ot)
 19, Connecticut vs. Boston U., 1st R, 3-15-1990
 18, Xavier vs. Kansas, 1st R, 3-18-1988
 18, Arkansas vs. Holy Cross, 1st R, 3-18-1993
 18, Louisville vs. Tulsa, 1st R, 3-15-1996
 18, Mississippi Val. vs. Georgetown, 1st R, 3-15-1996
 18, Penn St. vs. North Carolina, South 2nd, 3-18-2001

PERSONAL FOULS

- 39, Kansas vs. Notre Dame, 1st R, 3-15-1975
 36, North Carolina vs. Texas A&M, 2nd R, 3-9-1980
 35, Hawaii vs. Weber St., 1st R, 3-11-1972
 35, DePaul vs. Boston College, 2nd R, 3-14-1982
 34, four tied (most recent: Northeastern vs. Purdue, 1st R, 3-13-1987; UTEP vs. Arizona, 1st R, 3-13-1987 [ot])

PLAYERS DISQUALIFIED

- 6, Kansas vs. Notre Dame, 1st R, 3-15-1975
 5, DePaul vs. Boston College, 2nd R, 3-14-1982
 5, Wyoming vs. Loyola Marymount, 1st R, 3-17-1988
 4, 13 tied (most recent: Florida St. vs. Iowa, 1st R, 3-18-1988)

Two-Team Records**POINTS**

- 264, Loyola Marymount (149) vs. Michigan (115), 2nd R, 3-18-1990
 234, Loyola Marymount (119) vs. Wyoming (115), 1st R, 3-17-1988
 221, Arkansas (120) vs. Loyola Marymount (101), 1st R, 3-16-1989
 220, North Carolina (123) vs. Loyola Marymount (97), 2nd R, 3-19-1988
 216, UNLV (121) vs. San Francisco (95), 1st R, 3-12-1977
 216, West Virginia (111) vs. Wake Forest (105), 2nd R, 3-19-2005 (ot)

FEWEST POINTS

- 73, Georgetown (37) vs. Southern Methodist (36), 2nd R, 3-18-1984
 75, Missouri St. (43) vs. Wisconsin (32), 1st R, 3-12-1999
 84, Princeton (43) vs. UCLA (41), 1st R, 3-14-1996
 87, Kansas (49) vs. Ohio (38), 1st R, 3-14-1985

90, Boston College (48) vs. Connecticut (42), 1st R, 3-11-1967

FIELD GOALS

94, Loyola Marymount (49) vs. Michigan (45), 2nd R, 3-18-1990

89, Wyoming (47) vs. Loyola Marymount (42), 1st R, 3-17-1998

85, UNLV (49) vs. San Francisco (36), 1st R, 3-12-1997

84, *La-Lafayette (42) vs. Marshall (42), 1st R, 3-11-1972

84, La Salle (42) vs. Villanova (42), 1st R, 3-12-1978

FIELD GOALS ATTEMPTED

192, Marshall (112) vs. *La-Lafayette (80), 1st R, 3-11-1972

184, Ohio (94) vs. Notre Dame (90), 1st R, 3-7-1970

179, Notre Dame (95) vs. Tennessee Tech (84), 1st R, 3-11-1958

179, Loyola Marymount (98) vs. Arkansas (81), 1st R, 3-16-1989

177, New Mexico St. (91) vs. Rice (86), 1st R, 3-7-1970

THREE-POINT FIELD GOALS

28, Seton Hall (15) vs. Temple (13), 2nd R, 3-19-2000 (ot)

27, Wisconsin (15) vs. *Missouri (12), 2nd R, 3-19-1994

27, Missouri (15) vs. Marquette (12), 2nd R, 3-22-2003 (ot)

26, Temple (14) vs. Cincinnati (12), 1st R, 3-16-1995

26, UC Santa Barb. (16) vs. Arizona (10), 1st R, 3-14-2002

THREE-POINT FIELD GOALS ATTEMPTED

66, UCLA (36) vs. Cincinnati (30), 2nd R, 3-17-2002 (2 ot)

62, St. Joseph's (43) vs. Boston College (19), 2nd R, 3-15-1997 (ot)

62, Temple (32) vs. Seton Hall (30), 2nd R, 3-19-2000

61, Temple (32) vs. Lafayette (29), 1st R, 3-17-2000

61, Duke (38) vs. Monmouth (23), 1st R, 3-15-2001

FREE THROWS

69, Morehead St. (37) vs. Pittsburgh (32), 1st R, 3-11-1957

63, Manhattan (35) vs. West Virginia (28), 1st R, 3-11-1958

62, Missouri (34) vs. Miami (Fla.) (28), 1st R, 3-14-2002

60, Purdue (31) vs. Northeastern (29), 1st R, 3-13-1987

57, UAB (33) vs. Washington (24), 1st R, 3-19-2004

FREE THROWS ATTEMPTED

97, Morehead St. (54) vs. Pittsburgh (43), 1st R, 3-11-1957

91, Manhattan (49) vs. West Virginia (42), 1st R, 3-11-1958

83, Purdue (45) vs. Northeastern (38), 1st R, 3-13-1987

80, Villanova (42) vs. Duke (38), 1st R, 3-8-1955

80, Maryland (42) vs. Boston College (38), 1st R, 3-11-1958

REBOUNDS

134, Marshall (68) vs. *La-Lafayette (66), 1st R, 3-11-1972

130, Notre Dame (86) vs. Tennessee Tech (44), 1st R, 3-11-1958

121, Utah (68) vs. Southern California (53), 1st R, 3-7-1960

119, Massachusetts (60) vs. New York U. (59), 1st R, 3-12-1962

119, Loyola Marymount (65) vs. Arkansas (54), 1st R, 3-16-1989

ASSISTS

55, Michigan (30) vs. *Florida (25), 2nd R, 3-19-1988

54, Loyola Marymount (33) vs. Michigan (21), 2nd R, 3-18-1990

53, North Carolina (36) vs. Loyola Marymount (17), 2nd R, 3-19-1988

52, Wyoming (29) vs. Loyola Marymount (23), 1st R, 3-17-1988

51, Wake Forest (27) vs. Alabama (24), 2nd R, 3-17-1991

51, Kentucky (35) vs. San Jose St. (16), 1st R, 3-14-1996

BLOCKED SHOTS

18, Iowa (10) vs. Duke (8), 2nd R, 3-21-1992

18, Kansas (13) vs. Jackson St. (5), 1st R, 3-13-1997

17, *Connecticut (10) vs. Colgate (7), 1st R, 3-14-1996

16, Oklahoma (9) vs. Louisiana Tech (7), 2nd R, 3-18-1989

15, five tied (most recent: Wyoming [12] vs. Gonzaga [3], 1st R, 3-14-2002)

STEALS

28, N.C. A&T (16) vs. Arkansas (12), 1st R, 3-18-1994

28, Purdue (16) vs. Delaware (12), 1st R, 3-13-1998

28, TCU (16) vs. Florida St. (12), 1st R, 3-13-1998

28, Florida (15) vs. Weber St. (13), 2nd R, 3-13-1999

26, seven tied (most recent: Creighton [14] vs. Maryland [12], 1st R, 3-11-1999)

PERSONAL FOULS

61, West Virginia (32) vs. Manhattan (29), 1st R, 3-11-1958

61, Utah (33) vs. Pepperdine (28), 1st R, 3-19-1979

59, Loyola Marymount (33) vs. Arkansas (26), 1st R, 3-16-1989

59, Northeastern (34) vs. Purdue (25), 1st R, 3-13-1987

58, Kansas (39) vs. Notre Dame (19), 1st R, 3-15-1975

58, Tulsa (34) vs. UTEP (24), 1st R, 3-15-1985

Regional Game Records

A regional final game is indicated by (RF), a regional semifinal game by (RSF), a regional third-place game by (R3d) and a record later vacated by (*).

Individual Records

POINTS

56, Oscar Robertson, Cincinnati vs. Arkansas, R3d, 3-15-1958

52, Austin Carr, Notre Dame vs. Kentucky, RSF, 3-12-1970

47, Austin Carr, Notre Dame vs. Houston, R3d, 3-20-1971

46, Dave Corzine, DePaul vs. Louisville, RSF, 3-17-1978 (2 ot)

45, Bob Houbregs, Washington vs. Seattle, RSF, 3-13-1953

45, Austin Carr, Notre Dame vs. Iowa, R3d, 3-14-1970

FIELD GOALS

22, Austin Carr, Notre Dame vs. Kentucky, RSF, 3-12-1970

21, Oscar Robertson, Cincinnati vs. Arkansas, R3d, 3-15-1958

21, Austin Carr, Notre Dame vs. Iowa, R3d, 3-14-1970

20, Bob Houbregs, Washington vs. Seattle, RSF, 3-13-1953

19, Oscar Robertson, Cincinnati vs. Kansas, RF, 3-12-1960

19, Jeff Mullins, Duke vs. Villanova, RSF, 3-13-1964

FIELD GOALS ATTEMPTED

42, *Dwight Lamar, La-Lafayette vs. Louisville, RSF, 3-16-1972

40, Austin Carr, Notre Dame vs. Houston, R3d, 3-20-1971

39, Austin Carr, Notre Dame vs. Iowa, R3d, 3-14-1970

38, Bob Cousy, Holy Cross vs. North Carolina St., RF, 3-25-1950

36, Oscar Robertson, Cincinnati vs. Arkansas, R3d, 3-15-1958

FIELD-GOAL PERCENTAGE**(Minimum 10 FGM)**

100% (10-10), Marvin Barnes, Providence vs. Penn, RSF, 3-15-1973

100% (10-10), Christian Laettner, Duke vs. Kentucky, RF, 3-28-1992 (ot)

92.3% (12-13), Dennis Holman, Southern Methodist vs. Cincinnati, R3d, 3-12-1966

91.7% (11-12), Pembroke Burrows, Jacksonville vs. Iowa, RSF, 3-12-1970

90.9% (10-11), Akeem Olajuwon, Houston vs. Villanova, RF, 3-27-1983

90.9% (10-11), Travis Ford, Kentucky vs. Wake Forest, RSF, 3-25-1993

90.9% (10-11), Torin Francis, Notre Dame vs. Arizona, RSF, 3-27-2003

THREE-POINT FIELD GOALS

8, Glen Rice, Michigan vs. North Carolina, RSF, 3-23-1989

8, Bo Kimble, Loyola Marymount vs. UNLV, RF, 3-25-1990

8, Cuonzo Martin, Purdue vs. Kansas, RSF, 3-24-1994

8, Detric Willoughby, Iowa St. vs. UCLA, RSF, 3-20-1997

7, six tied (most recent: Taquan Dean, Louisville vs. West Virginia, RF, 3-26-2005 [ot])

THREE-POINT FIELD GOALS ATTEMPTED

18, Darius Lane, Seton Hall vs. Oklahoma St., RSF, 3-24-2000

17, Detric Willoughby, Iowa St. vs. UCLA, RSF, 3-20-1997

17, Kirk Hinrich, Kansas vs. Arizona, RF, 3-29-2003

17, Taquan Dean, Louisville vs. West Virginia, RF, 3-26-2005 (ot)

16, Jeff Fryer, Loyola Marymount vs. UNLV, RF, 3-25-1990

16, Darnell Burton, Cincinnati vs. Mississippi St., RF, 3-24-1996

THREE-POINT FIELD-GOAL PERCENTAGE**(Minimum Five 3FGM)**

100% (5-5), William Scott, Kansas St. vs. Purdue, RSF, 3-25-1988

100% (5-5), Hubert Davis, North Carolina vs. Eastern Mich., RSF, 3-22-1991

100% (5-5), Jamal Mashburn, Kentucky vs. Wake Forest, RSF, 3-25-1993

83.3% (5-6), Billy Donovan, Providence vs. Alabama, RSF, 3-19-1987

83.3% (5-6), Dwayne Bryant, Georgetown vs. North Carolina St., RSF, 3-24-1989

83.3% (5-6), Travis Ford, Kentucky vs. Wake Forest, RSF, 3-25-1993

83.3% (5-6), Cameron Mills, Kentucky vs. St. Joseph's, RSF, 3-20-1997

83.3% (5-6), Mike Bibby, Arizona vs. Maryland, RSF, 3-19-1998

83.3% (5-6), Trajan Langdon, Duke vs. Temple, RF, 3-21-1999

83.3% (5-6), Dane Fife, Indiana vs. Kent St., RF, 3-23-2002

83.3% (5-6), Shannon Brown, Michigan St. vs. Kentucky, RF, 3-27-2005

FREE THROWS

23, Bob Carney, Bradley vs. Colorado, RSF, 3-12-1954

18, John O'Brien, Seattle vs. Wyoming, R3d, 3-14-1953

18, Wayne Simien, Kansas vs. UAB, RSF, 3-26-2004

17, Roger Newman, Kentucky vs. Ohio St., RF, 3-18-1961

17, Barry Kramer, New York U. vs. West Virginia, R3d, 3-16-1963

FREE THROWS ATTEMPTED

26, Bob Carney, Bradley vs. Colorado, RSF, 3-12-1954

24, Donnie Gaunce, Morehead St. vs. Iowa, RSF, 3-16-1956

22, John O'Brien, Seattle vs. Wyoming, R3d, 3-14-1953

22, Wilt Chamberlain, Kansas vs. Oklahoma City, RF, 3-16-1957

22, Roger Newman, Kentucky vs. Ohio St., RF, 3-18-1961

FREE-THROW PERCENTAGE**(Minimum 12 FTM)**

100% (13-13), Bill Bradley, Princeton vs. Providence, RF, 3-13-1965

100% (13-13), Mike Maloy, Davidson vs. St. John's (N.Y.), RSF, 3-13-1969

100% (12-12), Tom Gola, La Salle vs. Princeton, RSF, 3-11-1955

100% (12-12), Dan Issel, Kentucky vs. Miami (Ohio), R3d, 3-15-1969

- 100% (12-12), Larry Finch, Memphis vs. Kansas St., RF, 3-17-1973
 100% (12-12), Wesley Cox, Louisville vs. Oral Roberts, RSF, 3-14-1974
 100% (12-12), Michael Jackson, Georgetown vs. UNLV, RSF, 3-23-1984
 100% (12-12), Michael Doleac, Utah vs. Stanford, RSF, 3-20-1997

REBOUNDS

- 34, Fred Cohen, Temple vs. Connecticut, RSF, 3-16-1956
 31, Nate Thurmond, Bowling Green vs. Mississippi St., R3d, 3-16-1963
 30, Jerry Lucas, Ohio St. vs. Kentucky, RF, 3-18-1961
 28, Elvin Hayes, Houston vs. Pacific, R3d, 3-12-1966
 27, John Green, Michigan St. vs. Notre Dame, RSF, 3-15-1957

ASSISTS

- 13, Rumeal Robinson, Michigan vs. North Carolina, RSF, 3-23-1989
 13, Anderson Hunt, UNLV vs. Loyola Marymount, RF, 3-25-1990
 13, Andre Miller, Utah vs. Arizona, RF, 3-21-1998
 12, six tied (most recent: Doug Gottlieb, Oklahoma St. vs. Seton Hall, RSF, 3-24-2000)

BLOCKED SHOTS

- 9, David Robinson, Navy vs. Cleveland St., RSF, 3-21-1986
 8, Mark Strickland, Temple vs. Oklahoma St., RSF, 3-22-1991 (ot)
 8, Tim Duncan, Wake Forest vs. Oklahoma St., RSF, 3-24-1995
 7, Pervis Ellison, Louisville vs. Illinois, RSF, 3-24-1989
 7, Tim Duncan, Wake Forest vs. Louisville, RSF, 3-21-1996
 7, Ken Johnson, Ohio St. vs. St. John's (N.Y.), RSF, 3-20-1999
 7, Loren Woods, Arizona vs. Illinois, RF, 3-25-2001

STEALS

- 7, Ricky Grace, Oklahoma vs. Iowa, RSF, 3-20-1987 (ot)
 7, T.J. Ford, Texas vs. Oregon, RSF, 3-24-2002
 6, John Evans, Rhode Island vs. Duke, RSF, 3-24-1988
 6, Anderson Hunt, UNLV vs. Loyola Marymount, RF, 3-25-1990
 6, Jason Buchanan, St. John's (N.Y.) vs. Ohio St., RSF, 3-22-1991
 6, George Lynch, North Carolina vs. Cincinnati, RF, 3-28-1993
 6, Damian Owens, West Virginia vs. Utah, RSF, 3-19-1998
 6, Pepe Sanchez, Temple vs. Purdue, RSF, 3-19-1999

Team Records**POINTS**

- 131, UNLV vs. Loyola Marymount (101), RF, 3-25-1990
 121, Iowa vs. Notre Dame (106), R3d, 3-14-1970
 119, Houston vs. Notre Dame (106), R3d, 3-20-1971
 118, Notre Dame vs. Vanderbilt (88), R3d, 3-16-1974
 114, Arizona vs. UNLV (109), RSF, 3-18-1976 (ot)

FEWEST POINTS

- 20, North Carolina vs. Pittsburgh (26), RF, 3-21-1941
 24, Springfield vs. Indiana (48), RF, 3-22-1940
 26, Pittsburgh vs. North Carolina (20), RF, 3-21-1941
 29, Western Ky. vs. Duquesne (30), RF, 3-22-1940
 29, Baylor vs. Oklahoma St. (44), RF, 3-22-1946

WINNING MARGIN

- 49, UCLA (109) vs. Wyoming, (60), RSF, 3-17-1967
 47, Duke (101) vs. Connecticut (54), RF, 3-14-1964
 43, *Villanova (90) vs. Penn (47), RF, 3-20-1971
 40, Cincinnati (99) vs. DePaul (59), RSF, 3-11-1960
 40, Princeton (109) vs. Providence (69), RF, 3-13-1965

POINTS BY LOSING TEAM

- 109, UNLV vs. Arizona (114), RSF, 3-18-1976 (ot)
 106, Notre Dame vs. Iowa (121), R3d, 3-14-1970
 106, Notre Dame vs. Houston (119), R3d, 3-20-1971
 103, Iowa vs. Jacksonville (104), RSF, 3-12-1970
 103, Kentucky vs. Duke (104), RF, 3-28-1992 (ot)

FIELD GOALS

- 52, Iowa vs. Notre Dame, R3d, 3-14-1970
 51, UCLA vs. Dayton, RSF, 3-14-1974 (3 ot)
 51, UNLV vs. Loyola Marymount, RF, 3-25-1990
 50, Kentucky vs. Austin Peay, RSF, 3-15-1973 (ot)

- 49, Notre Dame vs. Vanderbilt, R3d, 3-16-1974

FIELD GOALS ATTEMPTED

- 106, Indiana vs. Miami (Ohio), R3d, 3-15-1958
 103, St. Joseph's vs. West Virginia, R3d, 3-12-1960
 102, Notre Dame vs. Houston, R3d, 3-20-1971
 101, Holy Cross vs. North Carolina St., RSF, 3-24-1950
 100, Iowa vs. Morehead St., RSF, 3-16-1956
 100, UCLA vs. San Francisco, RSF, 3-16-1956
 100, Houston vs. Pacific, R3d, 3-12-1966

FIELD-GOAL PERCENTAGE

- 74.4% (29-39), Georgetown vs. Oregon St., RF, 3-20-1982
 68.8% (33-48), Providence vs. Alabama, RSF, 3-19-1987
 68.6% (35-51), Indiana vs. St. Joseph's, RF, 3-22-1981
 68.3% (41-60), Princeton vs. Providence, RF, 3-13-1965
 68.3% (28-41), North Carolina St. vs. Utah, RSF, 3-24-1983

LOWEST FIELD-GOAL PERCENTAGE

- 12.7% (8-63), Springfield vs. Indiana, RSF, 3-22-1940
 13.9% (10-72), Harvard vs. Ohio St., RSF, 3-21-1946
 19.4% (14-72), Creighton vs. Cincinnati, RSF, 3-16-1962
 20.6% (13-63), Arkansas vs. Oregon St., RSF, 3-18-1949
 22.9% (16-70), St. John's (N.Y.) vs. Kentucky, RSF, 3-22-1951

THREE-POINT FIELD GOALS

- 18, West Virginia vs. Louisville, RF, 3-26-2005 (ot)
 17, Loyola Marymount vs. UNLV, RF, 3-25-1990
 16, Kentucky vs. Wake Forest, RSF, 3-25-1993
 16, Illinois vs. Arizona, RF, 3-26-2005 (ot)
 15, Purdue vs. Kansas, RSF, 3-24-1994
 15, Indiana vs. Kent St., RF, 3-23-2002
 15, West Virginia vs. Texas, RSF, 3-23-2006

THREE-POINT FIELD GOALS ATTEMPTED

- 41, Loyola Marymount vs. UNLV, RF, 3-25-1990
 36, Tulsa vs. Arkansas, RSF, 3-25-1994
 36, Kentucky vs. North Carolina, RF, 3-23-1995
 35, Illinois vs. Arizona, RF, 3-26-2005 (ot)
 34, Louisville vs. North Carolina, RF, 3-23-1997
 34, Seton Hall vs. Oklahoma St., RF, 3-24-2000

THREE-POINT FIELD-GOAL PERCENTAGE (Minimum Seven 3FGM)

- 80.0% (8-10), Kansas St. vs. Purdue, RSF, 3-25-1988
 78.9% (15-19), Indiana vs. Kent St., RF, 3-23-2002
 72.7% (8-11), Duke vs. Indiana, RSF, 3-20-1987
 72.7% (8-11), Kansas vs. California, RSF, 3-25-1993
 70.0% (7-10), St. John's (N.Y.) vs. Duke, RF, 3-24-1991

FREE THROWS

- 43, Arizona vs. Illinois, RF, 3-25-2001
 41, Utah vs. Santa Clara, R3d, 3-12-1960
 39, Seattle vs. Utah, R3d, 3-12-1955
 38, Bradley vs. Colorado, RSF, 3-12-1954
 38, Loyola (Ill.) vs. Kentucky, R3d, 3-14-1964

FREE THROWS ATTEMPTED

- 56, Arizona vs. Illinois, RF, 3-25-2001
 53, Morehead St. vs. Iowa, RSF, 3-16-1956
 52, Seattle vs. UCLA, R3d, 3-17-1956
 52, Iowa vs. Morehead St., RSF, 3-16-1956
 51, Seattle vs. Utah, R3d, 3-12-1955

FREE-THROW PERCENTAGE (Minimum 15 FTM)

- 100% (22-22), Fordham vs. South Carolina, R3d, 3-20-1971
 100% (17-17), Villanova vs. Kentucky, RSF, 3-24-1988
 95.5% (21-22), Vanderbilt vs. Marquette, RSF, 3-14-1974
 95.2% (20-21), Notre Dame vs. Vanderbilt, R3d, 3-16-1974
 95.0% (19-20), North Carolina St. vs. St. John's (N.Y.), R3d, 3-24-1951
 95.0% (19-20), Iowa vs. Georgetown, RF, 3-16-1980

REBOUNDS

- 76, Temple vs. Connecticut, RSF, 3-16-1956
 76, Houston vs. TCU, RF, 3-16-1968
 76, UCLA vs. Weber St., RSF, 3-18-1972
 72, UCLA vs. Seattle, R3d, 3-17-1956
 72, Seattle vs. Utah St., R3d, 3-14-1964

REBOUND MARGIN

- 33, Cincinnati (68) vs. Texas Tech (35), RSF, 3-17-1961
 29, Utah (59) vs. Loyola Marymount (30), RSF, 3-17-1961
 29, Texas (45) vs. West Virginia (16), RSF, 3-23-2006
 28, Seattle (72) vs. Utah St. (44), R3d, 3-14-1964
 28, Indiana St. (50) vs. Oklahoma (22), RSF, 3-15-1979

ASSISTS

- 35, UNLV vs. Loyola Marymount, RF, 3-25-1990
 31, Arkansas vs. Tulsa, RSF, 3-25-1994
 27, Kentucky vs. Arizona St., RSF, 3-23-1995
 26, Louisiana Tech vs. Oklahoma, RSF, 3-21-1985
 25, three tied (most recent: Oklahoma vs. Louisville, RSF, 3-24-1988)

BLOCKED SHOTS

- 14, Kentucky vs. UCLA, RSF, 3-20-1998
 13, Louisville vs. Illinois, RSF, 3-24-1989
 11, Duke vs. Temple, RF, 3-26-1988
 11, North Carolina vs. Georgetown, RSF, 3-23-1995
 10, Providence vs. Georgetown, RF, 3-21-1987
 10, Connecticut vs. Florida, RSF, 3-25-1994
 10, Kansas vs. Arizona, RSF, 3-21-1997

STEALS

- 19, Washington vs. Connecticut, RSF, 3-24-2006
 17, Duke vs. St. John's (N.Y.), RF, 3-24-1991
 17, Duke vs. UCLA, RSF, 3-22-2001
 16, *Massachusetts vs. Georgetown, RF, 3-23-1996
 15, Arkansas vs. Texas, RF, 3-24-1990
 15, Syracuse vs. Duke, RSF, 3-20-1998
 15, Duke vs. Indiana, RSF, 3-21-2002

PERSONAL FOULS

- 41, Dayton vs. Illinois, RSF, 3-21-1952
 36, UCLA vs. Seattle, R3d, 3-17-1956
 36, Illinois vs. Arizona, RF, 3-25-2001
 35, Iowa vs. Morehead St., RSF, 3-16-1956
 35, DePaul vs. VMI, RSF, 3-18-1976 (ot)
 35, *Texas Tech vs. Georgetown, RSF, 3-21-1996

PLAYERS DISQUALIFIED

- 6, Illinois vs. Arizona, RF, 3-25-2001
 5, Dayton vs. Illinois, RSF, 3-21-1952
 5, St. Joseph's vs. West Virginia, RSF, 3-13-1959
 5, DePaul vs. VMI, RSF, 3-18-1976 (ot)
 5, Syracuse vs. Virginia, RSF, 3-22-1984
 5, Washington vs. Connecticut, RSF, 3-24-2006 (ot)

Two-Team Records**POINTS**

- 232, UNLV (131) vs. Loyola Marymount (101), RF, 3-25-1990
 227, Iowa (121) vs. Notre Dame (106), R3d, 3-14-1970
 225, Houston (119) vs. Notre Dame (106), R3d, 3-20-1971
 223, Arizona (114) vs. UNLV (109), RSF, 3-18-1976 (ot)
 214, Oklahoma City (112) vs. Brigham Young (102), R3d, 3-13-1965

FEWEST POINTS

- 46, Pittsburgh (26) vs. North Carolina (20), RF, 3-21-1941
 59, Duquesne (30) vs. Western Ky. (29), RF, 3-22-1940
 70, Southern California (38) vs. Colorado (32), RF, 3-22-1940
 72, Villanova (42) vs. Brown (30), RF, 3-17-1939
 72, Indiana (48) vs. Springfield (24), RF, 3-22-1940

FIELD GOALS

- 97, Iowa (52) vs. Notre Dame (45), R3d, 3-14-1970
 96, Kentucky (50) vs. *Austin Peay (46), RSF, 3-15-1973 (ot)
 91, UCLA (51) vs. Dayton (40), RSF, 3-14-1974 (3 ot)
 86, six tied (most recent: UNLV [51] vs. Loyola Marymount [35]), RF, 3-25-1990

FIELD GOALS ATTEMPTED

- 196, *Austin Peay (99) vs. Kentucky (97), RSF, 3-15-1973 (ot)
 195, Iowa (98) vs. Notre Dame (97), R3d, 3-14-1970
 194, Indiana (106) vs. Miami (Ohio) (88), R3d, 3-15-1958
 194, Houston (100) vs. Pacific (94), R3d, 3-12-1966
 188, St. Joseph's (103) vs. West Virginia (85), R3d, 3-12-1960

THREE-POINT FIELD GOALS

- 29, West Virginia (18) vs. Louisville (11), RF, 3-26-2005 (ot)
 24, Loyola Marymount (17) vs. UNLV (7), RF, 3-25-1990
 23, Purdue (15) vs. Kansas (8), RSF, 3-24-1994
 23, Illinois (16) vs. Arizona (7), RF, 3-26-2005 (ot)
 22, Arkansas (12) vs. Memphis (10), RSF, 3-24-1995

THREE-POINT FIELD GOALS ATTEMPTED

- 59, Loyola Marymount (41) vs. UNLV (18), RF, 3-25-1990
- 55, Louisville (28) vs. West Virginia (27), RF, 3-26-2005 (ot)
- 53, Illinois (35) vs. Arizona (18), RF, 3-26-2005 (ot)
- 52, Tulsa (36) vs. Arkansas (16), RSF, 3-25-1994
- 52, Penn St. (33) vs. Temple (19), RSF, 3-23-2001
- 52, West Virginia (33) vs. Texas (19), RSF, 3-23-2006

FREE THROWS

- 68, Iowa (35) vs. Morehead St. (33), RSF, 3-16-1956
- 68, Oklahoma City (35) vs. Kansas St. (33), RSF, 3-16-1956
- 64, Bradley (38) vs. Colorado (26), RSF, 3-12-1954
- 63, Seattle (39) vs. Utah (24), R3d, 3-12-1955
- 63, La Salle (35) vs. Canisius (28), RF, 3-12-1955
- 63, Arizona (43) vs. Illinois (20), RF, 3-25-2001

FREE THROWS ATTEMPTED

- 105, Morehead St. (53) vs. Iowa (52), RSF, 3-16-1956
- 92, Oklahoma City (48) vs. Kansas St. (44), RSF, 3-16-1956
- 92, Seattle (52) vs. UCLA (40), R3d, 3-17-1956
- 89, New York U. (49) vs. St. Joseph's (40), R3d, 3-17-1962
- 88, Seattle (51) vs. Utah (37), R3d, 3-12-1955

REBOUNDS

- 132, Pacific (67) vs. Houston (65), R3d, 3-12-1966
- 131, Houston (76) vs. TCU (55), RF, 3-16-1968
- 130, UCLA (76) vs. Weber St. (54), RSF, 3-18-1972
- 128, UCLA (72) vs. Seattle (56), R3d, 3-17-1956
- 126, Drake (66) vs. Notre Dame (60), RSF, 3-18-1971 (ot)

ASSISTS

- 58, UNLV (35) vs. Loyola Marymount (23), RF, 3-25-1990
- 51, Arkansas (31) vs. Tulsa (20), RSF, 3-25-1994
- 47, North Carolina (25) vs. Louisville (22), RSF, 3-20-1986
- 47, Kentucky (24) vs. Duke (23), RF, 3-28-1992 (ot)
- 44, North Carolina (24) vs. Michigan (20), RSF, 3-23-1989
- 44, Connecticut (22) vs. Maryland (22), RSF, 3-23-1995

BLOCKED SHOTS

- 20, Kentucky (14) vs. UCLA (6), RSF, 3-20-1998
- 17, Duke (11) vs. Temple (6), RF, 3-26-1988
- 16, Massachusetts (9) vs. Tulsa (7), RSF, 3-24-1995
- 15, Louisville (13) vs. Illinois (2), RSF, 3-24-1989
- 15, North Carolina (11) vs. Georgetown (4), RSF, 3-23-1995

STEALS

- 27, Loyola Marymount (14) vs. UNLV (13), RF, 3-25-1990
- 27, Duke (17) vs. UCLA (10), RSF, 3-22-2001
- 26, Duke (17) vs. St. John's (N.Y.) (9), RF, 3-24-1991
- 26, Syracuse (13) vs. Oklahoma (13), RF, 3-30-2003
- 26, Washington (19) vs. Connecticut (7), RSF, 3-24-2006 (ot)

PERSONAL FOULS

- 68, Iowa (35) vs. Morehead St. (33), RSF, 3-16-1956
- 63, UNLV (34) vs. Arizona (29), RSF, 3-18-1976
- 61, Dayton (41) vs. Illinois (21), RSF, 3-21-1952
- 61, Colorado (34) vs. Bradley (27), RSF, 3-12-1954
- 60, UCLA (36) vs. Seattle (24), R3d, 3-17-1956
- 60, Seattle (31) vs. UCLA (29), RSF, 3-13-1964

- 10, Arkansas, 1978-96
- 10, Georgetown, 1980-2006
- 10, Michigan St., 1978-2005
- 9, UNLV, 1975-91
- 9, Utah, 1977-2005
- 8, Alabama, 1976-2004
- 8, Illinois, 1981-2006
- 8, Notre Dame, 1979-2003
- 8, Oklahoma, 1979-2003

MOST CONSECUTIVE APPEARANCES IN THE SWEET 16

- 13, North Carolina, 1981-93
- 9, Duke, 1998-2006
- 7, Duke, 1986-92
- 6, UCLA, 1975-80
- 5, Kansas, 1993-97
- 5, Kentucky, 1995-99
- 5, Notre Dame, 1975-79
- 4, Arkansas, 1993-96
- 4, Indiana, 1991-94
- 4, Kansas, 2001-04
- 4, Memphis, 1982-85
- 4, Michigan St., 1998-2001
- 4, Virginia, 1981-84
- 3, 23 times

CURRENT MOST CONSECUTIVE APPEARANCES IN THE SWEET 16

- 9, Duke, 1998-2006
- 2, Villanova, 2005-06
- 2, Washington, 2005-06
- 2, West Virginia, 2005-06
- 1, Boston College, 2006
- 1, Bradley, 2006
- 1, Connecticut, 2006
- 1, Florida, 2006
- 1, George Mason, 2006
- 1, Georgetown, 2006
- 1, Gonzaga, 2006
- 1, LSU, 2006
- 1, Memphis, 2006
- 1, Texas, 2006
- 1, UCLA, 2006
- 1, Villanova, 2006

Sweet 16 Records

Sweet 16 Records begin in 1975, the first year that all teams in the tournament would be required to win at least one game to advance to the Sweet 16.

MOST APPEARANCES IN THE SWEET 16

- 20, Kentucky, 1975-2005
- 20, North Carolina, 1975-2005
- 19, Duke, 1978-2006
- 15, Louisville, 1975-2005
- 15, UCLA, 1975-2006
- 14, Indiana, 1975-2002
- 14, Kansas, 1981-2004
- 14, Syracuse, 1975-2004
- 12, Arizona, 1976-2005
- 12, Connecticut, 1976-2006
- 11, Maryland, 1975-2003

THE EARLY ROUNDS

Sweet 16 by Seeds

1979	1980	1981	1982	1983	1984	1985	1986	1987	1988	1989	1990	1991	1992	1993	1994
1	1	1	1	1	1	1	1	1	1	1	1	1	1	1	1
1	1	1	1	1	1	1	1	1	1	1	1	1	1	1	1
1	1	2	1	1	1	1	1	1	1	1	1	1	1	1	1
2	2	2	2	1	1	2	2	1	1	1	2	1	2	1	2
2	2	3	2	2	2	2	2	2	2	2	3	2	2	2	2
2	2	3	2	2	2	2	3	2	2	2	4	2	2	2	2
3	3	4	2	3	3	3	4	2	2	2	4	2	3	3	3
3	4	4	3	3	3	3	5	3	3	2	5	3	3	3	3
3	4	5	3	3	4	4	5	5	4	3	6	3	4	4	3
4	5	5	3	4	4	5	6	5	5	3	6	3	4	4	4
4	5	6	4	4	5	5	7	5	5	3	7	4	4	5	4
5	6	6	4	4	5	7	7	6	6	4	7	4	6	6	5
5	6	7	4	4	6	8	8	6	6	4	8	4	6	6	6
6	6	7	5	6	6	11	11	6	7	5	10	10	7	7	9
9	8	8	6	7	7	11	12	10	11	5	11	11	9	7	10
10	10	9	8	10	10	12	14	12	13	11	12	12	12	12	12
61	66	73	51	56	61	78	89	68	70	50	88	64	67	65	68
1995	1996	1997	1998	1999	2000	2001	2002	2003	2004	2005	2006				
1	1	1	1	1	1	1	1	1	1	1	1				
1	1	1	1	1	1	1	1	1	1	1	1				
1	1	1	1	1	2	1	1	1	2	1	1				
1	2	1	2	1	3	1	2	1	2	1	1				
2	2	2	2	2	4	2	2	2	3	2	2				
2	2	2	2	3	4	2	2	2	3	2	2				
2	2	4	3	3	4	3	3	3	3	3	3				
2	3	4	3	4	5	3	4	3	4	4	4				
3	3	4	4	5	6	4	4	3	4	5	4				
4	3	5	4	6	6	4	5	5	5	5	4				
4	4	6	5	6	6	5	6	5	6	6	5				
5	4	6	6	10	7	6	8	5	6	6	6				
5	5	6	8	10	8	7	10	6	7	6	7				
6	6	10	10	10	8	10	11	7	8	7	7				
6	8	10	11	12	10	11	11	10	9	10	11				
6	12	14	13	13	10	12	12	12	10	12	13				
51	59	77	76	88	85	73	83	67	73	72	71				

All-Regional Teams

Most outstanding player is indicated by (#) and record later vacated by (*).

1950

Eastern

Norman Mager, CCNY
Ed Roman, CCNY
Dick Dickey, North Carolina St.
Sam Ranzino, North Carolina St.
Dick Schnittker, Ohio St.

Western

Don Heathington, Baylor
Gene Melchiorre, Bradley
Paul Unruh, Bradley
Joe Nelson, Brigham Young
George Stanich, UCLA

1951

East

Not Available

West

Ed Head, Kansas St.
Jack Stone, Kansas St.
Don Johnson, Oklahoma St.
Gale McArthur, Oklahoma St.
Bob Houbregs, Washington

1952

East (Raleigh, NC)

Cliff Hagan, Kentucky
Jesse Arnelle, Penn St.
Ron MacGilvray, St. John's (N.Y.)
Jack McMahon, St. John's (N.Y.)
Bob Zawoluk, St. John's (N.Y.)

East (Chicago)

Not Available

West (Kansas City, MO)

Bob Kenney, Kansas
Clyde Lovellette, Kansas
Bob Tackett, New Mexico St.
Lou McKenna, St. Louis
Ray Steiner, St. Louis

West (Corvallis, OR)

Don Penwell, Oklahoma City
Arnold Short, Oklahoma City
Herbert Schoenstein, Santa Clara
Ken Sears, Santa Clara
Ronnie Livingston, UCLA
George Radovich, Wyoming

1953

East (Raleigh, NC)

Earle Markey, Holy Cross
Togo Palazzi, Holy Cross
Howie Landa, Lebanon Valley
Bob Pettit, LSU
Dickie Hemric, Wake Forest

East (Chicago)

Ron Feiereisel, DePaul
Bob Leonard, Indiana
Don Schlundt, Indiana
Rich Rosenthal, Notre Dame
Ernest Beck, Penn

West (Manhattan, KS)

#Dean Kelley, Kansas
B.H. Born, Kansas
Gil Reich, Kansas
Arnold Short, Oklahoma City
Bob Mattick, Oklahoma St.

West (Corvallis, OR)

Ken Sears, Santa Clara
Johnny O'Brien, Seattle
Joe Cipriano, Washington
Bob Houbregs, Washington
Doug McClary, Washington

1954

East (Philadelphia)

#Tom Gola, La Salle
Lee Morton, Cornell
Don Lange, Navy
Vic Molodet, North Carolina St.
Mel Thompson, North Carolina St.

East (Iowa City, IA)

Bob Leonard, Indiana
Bob Pettit, LSU
Rich Rosenthal, Notre Dame
Jack Stephens, Notre Dame
Jesse Arnelle, Penn St.

West (Stillwater, OK)

Bob Carney, Bradley
Dick Estergard, Bradley
Bob Mattick, Oklahoma St.
Don Lance, Rice
Gene Schwinger, Rice

West (Corvallis, OR)

Sam Beckham, Idaho St.
Ken Sears, Santa Clara
Jim Young, Santa Clara
Roy Irvin, Southern California
Tony Psaltis, Southern California

1955

East (Philadelphia)

Jim McCarthy, Canisius
Tom Gola, La Salle
Harold Haabestad, Princeton
John Devine, Villanova
Robert Schafer, Villanova

East (Evanston, IL)

Not Available

West (Manhattan, KS)

Stan Albeck, Bradley
Burdette Haldorson, Colorado
Tom Harrold, Colorado
Bob Jeangerard, Colorado
Bob Patterson, Tulsa

West (Corvallis, OR)

Swede Halbrook, Oregon St.
K.C. Jones, San Francisco
Jerry Mullen, San Francisco
Bill Russell, San Francisco
Art Bunte, Utah

1956

East

Bob Kelly, Canisius
Hank Nowak, Canisius
Gordon Ruddy, Connecticut
Hal Lear, Temple
Guy Rodgers, Temple

Midwest

Carl Cain, Iowa
Milton Scheuerman, Iowa
Bill Seaberg, Iowa
Jerry Bird, Kentucky
Bob Burrow, Kentucky
Dan Swartz, Morehead St.

West

Harry Wallace, Kansas St.
Hub Reed, Oklahoma City
Jim Krebs, Southern Methodist
Joel Krog, Southern Methodist
Bob Mills, Southern Methodist

Far West

Gene Brown, San Francisco
Bill Russell, San Francisco
Willie Naulls, UCLA
Art Bunte, Utah
Curtis Jensen, Utah

1957

East

Hank Nowak, Canisius
Stu Murray, Lafayette
Pete Brennan, North Carolina
Tommy Kearns, North Carolina
Lennie Rosenbluth, North Carolina
Gary Clark, Syracuse

Midwest

Gerry Calvert, Kentucky
Johnny Cox, Kentucky
John Green, Michigan St.
Jack Quiggle, Michigan St.
John Riser, Pittsburgh

Midwest

Wilt Chamberlain, Kansas
Maurice King, Kansas
Hub Reed, Oklahoma City
Harold Alcorn, St. Louis
Jim Krebs, Southern Methodist

West

John Benson, Brigham Young
Larry Friend, California
Earl Robinson, California
Gene Brown, San Francisco
Mike Farmer, San Francisco

1958

East

Rudy LaRusso, Dartmouth
Nick Davis, Maryland
Bill Kennedy, Temple
Jay Norman, Temple
Guy Rodgers, Temple

Midwest

Archie Dees, Indiana
Johnny Cox, Kentucky
Vern Hatton, Kentucky
Wayne Embry, Miami (Ohio)
Tom Hawkins, Notre Dame

Midwest

Oscar Robertson, Cincinnati
Bob Boozer, Kansas St.
Roy DeWitz, Kansas St.
Jack Parr, Kansas St.
Arlen Clark, Oklahoma St.

West

Don McIntosh, California
Earl Robinson, California
Gale Siemen, Idaho St.
Elgin Baylor, Seattle
Charles Brown, Seattle

1959

East

Bob Cummings, Boston U.
Jay Metzler, Navy
Jack Egan, St. Joseph's
Joe Spratt, St. Joseph's
Jerry West, West Virginia

Midwest

Bernie Coffman, Kentucky
Don Goldstein, Louisville
Don Kojis, Marquette
Bob Anderegg, Michigan St.
John Green, Michigan St.

Midwest

Oscar Robertson, Cincinnati
Howie Carl, DePaul
Bob Boozer, Kansas St.
Don Matuszak, Kansas St.
H.E. Kirchner, TCU

West

Al Buch, California
Denny Fitzpatrick, California
Darrall Imhoff, California
Jim Rodgers, Idaho St.
LaRoy Doss, St. Mary's (Cal.)

1960

East

Russ Cunningham, New York U.
Tom Sanders, New York U.
Joe Gallo, St. Joseph's
Lee Patrone, West Virginia
Jerry West, West Virginia

Midwest

Roger Kaiser, Georgia Tech
Howard Jolliff, Ohio
John Havlicek, Ohio St.
Jerry Lucas, Ohio St.
Al Ellison, Western Ky.

Midwest

Paul Hogue, Cincinnati
Oscar Robertson, Cincinnati
Bill Bridges, Kansas
Wayne Hightower, Kansas
Jay Arnette, Texas

West

Darrall Imhoff, California
Bill McClintock, California
Earl Shultz, California
Chuck Rask, Oregon
James Russi, Santa Clara

1961**East**

Peter Campbell, Princeton
Tom Stith, St. Bonaventure
*Jack Egan, St. Joseph's
*Jim Lynam, St. Joseph's
Len Chappell, Wake Forest

Midwest

Bill Lickert, Kentucky
John Turner, Louisville
John Havlicek, Ohio St.
Jerry Lucas, Ohio St.
Larry Siegfried, Ohio St.

Midwest

#Bob Wiesenhahn, Cincinnati
#Larry Comley, Kansas St.
Tom Thacker, Cincinnati
Gary Phillips, Houston
Harold Hudgens, Texas Tech

West

Larry Armstrong, Arizona St.
Ed Berto, Loyola Marymount
John Rudometkin, Southern California
Billy McGill, Utah
Jim Rhead, Utah

1962**East**

#Len Chappell, Wake Forest
Tom Wynne, St. Joseph's
Wally Jones, Villanova
Hubie White, Villanova
Billy Packer, Wake Forest

Midwest

#Jerry Lucas, Ohio St.
Cotton Nash, Kentucky
Larry Pursiful, Kentucky
John Havlicek, Ohio St.
Bobby Rascoe, Western Ky.

Midwest

#Paul Hogue, Cincinnati
Tom Thacker, Cincinnati
George Wilson, Cincinnati
Ken Charlton, Colorado
Del Ray Mounts, Texas Tech

West

Terry Baker, Oregon St.
Bob Warlick, Pepperdine
Gary Cunningham, UCLA
John Green, UCLA
Walt Hazzard, UCLA
Cornell Green, Utah St.

1963**East**

Art Heyman, Duke
Jeff Mullins, Duke
Barry Kramer, New York U.
Tom Wynne, St. Joseph's
Rod Thorn, West Virginia

Midwest

#Jerry Harkness, Loyola (Ill.)
Howard Komives, Bowling Green
Nate Thurmond, Bowling Green
Dave Downey, Illinois
Leland Mitchell, Mississippi St.

Midwest

#Ken Charlton, Colorado
Ron Bonham, Cincinnati
Tom Thacker, Cincinnati
George Wilson, Cincinnati
Bud Koper, Oklahoma City

West

Art Becker, Arizona St.
Joe Caldwell, Arizona St.
Terry Baker, Oregon St.
Mel Counts, Oregon St.
Ollie Johnson, San Francisco

1964**East**

Thomas Kimball, Connecticut
Jeff Mullins, Duke
Steve Vacendak, Duke
Bill Bradley, Princeton
Wally Jones, Villanova

Midwest

Les Hunter, Loyola (Ill.)
Bill Buntin, Michigan
Cazzie Russell, Michigan
Jerry Jackson, Ohio
Don Hilt, Ohio St.

Midwest

Paul Silas, Creighton
Willie Murrell, Kansas St.
Roger Suttner, Kansas St.
Bob Dibler, UTEP
Dave Stallworth, Wichita St.

West

#Walt Hazzard, UCLA
Ollie Johnson, San Francisco
John Tresvant, Seattle
Gail Goodrich, UCLA
Troy Collier, Utah St.

1965**East**

Larry Lakin, North Carolina St.
Bill Bradley, Princeton
Robinson Brown, Princeton
Jim Walker, Providence
Cliff Anderson, St. Joseph's

Midwest

#Clyde Lee, Vanderbilt
Errol Palmer, DePaul
Bill Buntin, Michigan
Cazzie Russell, Michigan
Keith Thomas, Vanderbilt

Midwest

James King, Oklahoma St.
Carroll Hooser, Southern Methodist
Dave Leach, Wichita St.
Kelly Pete, Wichita St.
Vernon Smith, Wichita St.

West

#Ollie Johnson, San Francisco
Gary Gray, Oklahoma City
Joe Ellis, San Francisco
Keith Erickson, UCLA
Gail Goodrich, UCLA

1966**East**

#Bob Verga, Duke
Jack Marin, Duke
Steve Vacendak, Duke
Matt Guokas, St. Joseph's
Dave Bing, Syracuse

Midwest

#Pat Riley, Kentucky
Henry Finkel, Dayton
Louie Dampier, Kentucky
Cazzie Russell, Michigan
Wayne Chapman, Western Ky.

Midwest

#Bobby Joe Hill, UTEP
Walter Wesley, Kansas
Dennis Holman, Southern Methodist
Carroll Hooser, Southern Methodist
David Lattin, UTEP

West

#Jerome Chambers, Utah
Elvin Hayes, Houston
Rick Whelan, Oregon St.
Charlie White, Oregon St.
Merv Jackson, Utah
Rich Tate, Utah

1967**East**

#Bob Lewis, North Carolina
Terry Driscoll, Boston College
Larry Miller, North Carolina
Chris Thomforde, Princeton
Rudy Bogard, St. John's (N.Y.)

Midwest

#Don May, Dayton
Bob Hooper, Dayton
Vernon Payne, Indiana
Ron Widby, Tennessee
Glen Combs, Virginia Tech

Midwest

#Elvin Hayes, Houston
Don Chaney, Houston
Joseph White, Kansas
Wes Unseld, Louisville
Dennis Holman, Southern Methodist

West

#Lew Alcindor, UCLA
Dave Fox, Pacific
Lucius Allen, UCLA
Mike Warren, UCLA
David Lattin, UTEP

1968**East**

#Rusty Clark, North Carolina
Jim McMillian, Columbia
Mike Maloy, Davidson
Larry Miller, North Carolina
Charlie Scott, North Carolina

Midwest

#Dave Sorenson, Ohio St.
Mike Casey, Kentucky
Dan Issel, Kentucky
Brad Luchini, Marquette
Will Hosket, Ohio St.

Midwest

#Elvin Hayes, Houston
Don Chaney, Houston
Theodis Lee, Houston
Butch Beard, Louisville
Wes Unseld, Louisville

West

#Lew Alcindor, UCLA
Ron Nelson, New Mexico
Bud Ogden, Santa Clara
Lucius Allen, UCLA
Mike Warren, UCLA

1969**East**

#Charlie Scott, North Carolina
Doug Cook, Davidson
Mike Maloy, Davidson
Jarrett Durham, Duquesne
Bill Bunting, North Carolina

Midwest

#Rick Mount, Purdue
Dan Issel, Kentucky
Dean Meminger, Marquette
George Thompson, Marquette
Bill Keller, Purdue

Midwest

#Willie McCarter, Drake
Floyd Kerr, Colorado St.
Cliff Meely, Colorado
Dolph Pulliam, Drake
Willie Wise, Drake

West

#Lew Alcindor, UCLA
Jimmy Collins, New Mexico St.
Bud Ogden, Santa Clara
Ken Heitz, UCLA
John Vallely, UCLA
Justus Thigpen, Weber St.

1970**East**

#Bob Lanier, St. Bonaventure
Calvin Murphy, Niagara
Vann Williford, North Carolina St.
Matt Gant, St. Bonaventure
Howard Porter, Villanova

Midwest

#Austin Carr, Notre Dame
Fred Brown, Iowa
Artis Gilmore, Jacksonville
Rex Morgan, Jacksonville
Dan Issel, Kentucky

Midwest

#Jimmy Collins, New Mexico St.
Al Williams, Drake
David Hall, Kansas St.
Jerry Venable, Kansas St.
Sam Lacey, New Mexico St.

West

#Sidney Wicks, UCLA
Dennis Awitrey, Santa Clara
Henry Bibby, UCLA
Curtis Rowe, UCLA
Marvin Roberts, Utah St.
Nate Williams, Utah St.

1971**East**

#*Howard Porter, Villanova
Charley Yelverton, Fordham
Tom Riker, South Carolina
*Chris Ford, Villanova
*Hank Siemiontkowski, Villanova

Midwest

#*Jim McDaniels, Western Ky.
Jim Chones, Marquette
Dean Meminger, Marquette
Allan Hornyak, Ohio St.
Luther Witte, Ohio St.

Midwest

#Dave Robisch, Kansas
Jeff Halliburton, Drake
Poo Welch, Houston
Bud Stallworth, Kansas
Austin Carr, Notre Dame

West

#Sidney Wicks, UCLA
*Ed Ratleff, Long Beach St.
*George Trapp, Long Beach St.
John Gianelli, Pacific
Curtis Rowe, UCLA

1972**East**

#Dennis Wuycik, North Carolina
George Karl, North Carolina
Bob McAdoo, North Carolina
Kevin Joyce, South Carolina
Hank Siemiontkowski, Villanova

Midwest

#Ron King, Florida St.
Jim Andrews, Kentucky
Bob Lackey, Marquette
*Jim Brewer, Minnesota
*Clyde Turner, Minnesota

Midwest

#Jim Price, Louisville
Dan Beard, Kansas St.
Ron Thomas, Louisville
*Dwight Lamar, La.-Lafayette
Larry Robinson, Texas

West

#Bill Walton, UCLA
*Ed Ratleff, Long Beach St.
Mike Quick, San Francisco
Henry Bibby, UCLA
Bob Davis, Weber St.

1973**East**

#Ernie DiGregorio, Providence
Tom McMillen, Maryland
Marvin Barnes, Providence
Kevin Stacom, Providence
Dennis Duval, Syracuse

Midwest

#Steve Downing, Indiana
*Howard Jackson, Austin Peay
Quinn Buckner, Indiana
Jim Andrews, Kentucky
Larry McNeill, Marquette

Midwest

#Larry Finch, Memphis
Larry Kenon, Memphis
Ron Robinson, Memphis
Alex English, South Carolina
*Dwight Lamar, La.-Lafayette

West

#Bill Walton, UCLA
Mike Contreras, Arizona St.
Mike Quick, San Francisco
Phil Smith, San Francisco
Tommy Curtis, UCLA

1974**East**

#Tom Burleson, North Carolina St.
#David Thompson, North Carolina St.
Bruce Grimm, Furman
Monte Towe, North Carolina St.
Bill Knight, Pittsburgh

Midwest

#Campy Russell, Michigan
Bo Ellis, Marquette
Waymon Britt, Michigan
John Shumate, Notre Dame
Jeff Fosnes, Vanderbilt

Midwest

#Sam McCants, Oral Roberts
Gene Harmon, Creighton
Danny Knight, Kansas
Roger Morningstar, Kansas
Allen Murphy, Louisville

West

#Bill Walton, UCLA
Don Smith, Dayton
Mike Sylvester, Dayton
Dave Meyers, UCLA
Keith Wilkes, UCLA

1975**East**

#Chuckie Williams, Kansas St.
Brad Hoffman, North Carolina
Mitch Kupchak, North Carolina
Rudy Hackett, Syracuse
Jim Lee, Syracuse

Midwest

#Kent Benson, Indiana
Dan Roundfield, Central Mich.
Steve Green, Indiana
Jimmy Dan Conner, Kentucky
Mike Flynn, Kentucky

Midwest

#Phil Bond, Louisville
Bob Miller, Cincinnati
Junior Bridgeman, Louisville
John Lucas, Maryland
Adrian Dantley, Notre Dame

West

#Marques Johnson, UCLA
Lionel Hollins, Arizona St.
Eric Hays, Montana
Robert Smith, UNLV
Richard Washington, UCLA

1976**East**

#Ed Jordan, Rutgers
Tony Hanson, Connecticut
Al Weston, Connecticut
Mike Dabney, Rutgers
Ron Carter, VMI
Will Bynum, VMI

Midwest

#Scott May, Indiana
#Kent Benson, Indiana
Anthony Murray, Alabama
Earl Tatum, Marquette
Tom Cutter, Western Mich.

Midwest

#Willie Smith, Missouri
Rickey Green, Michigan
Phil Hubbard, Michigan
Adrian Dantley, Notre Dame
Rick Bullock, Texas Tech

West

#Richard Washington, UCLA
Al Fleming, Arizona
Herman Harris, Arizona
Jim Rappis, Arizona
Marques Johnson, UCLA

1977**East**

#John Kuester, North Carolina
Jack Givens, Kentucky
Walter Davis, North Carolina
Toby Knight, Notre Dame
Ron Carter, VMI

Midwest

#Cedric Maxwell, Charlotte
John Long, Detroit
Lew Massee, Charlotte
Rickey Green, Michigan
Phil Hubbard, Michigan

Midwest

#Butch Lee, Marquette
Bo Ellis, Marquette
Mike Glenn, Southern Ill.
Skip Brown, Wake Forest
Jerry Schellenberg, Wake Forest

West

#Robert Smith, UNLV
#Eddie Owens, UNLV
Steve Hayes, Idaho St.
Ed Thompson, Idaho St.
Marques Johnson, UCLA
Jeff Jonas, Utah

1978**East**

#Jim Spanarkel, Duke
Eugene Banks, Duke
Mike Gminski, Duke
Bobby Willis, Penn
Keith Herron, Villanova

Midwest

#Kyle Macy, Kentucky
Jack Givens, Kentucky
Mike Phillips, Kentucky
Magic Johnson, Michigan St.
Greg Kelsner, Michigan St.

Midwest

#Kelly Tripucka, Notre Dame
Dave Corzine, DePaul
Gary Garland, DePaul
Rick Wilson, Louisville
Rich Branning, Notre Dame

West

#Ron Brewer, Arkansas
Marvin Delph, Arkansas
Sidney Moncrief, Arkansas
Keith Anderson, Cal St. Fullerton
Greg Bunch, Cal St. Fullerton

1979**East**

Tony Price, Penn
Tim Smith, Penn
Reggie Carter, St. John's (N.Y.)
Wayne McKoy, St. John's (N.Y.)
Ron Plair, St. John's (N.Y.)

Midwest

#Greg Kelsner, Michigan St.
Magic Johnson, Michigan St.
Bill Hanzlik, Notre Dame
Kelly Tripucka, Notre Dame
Jim Swaney, Toledo

Midwest

#Larry Bird, Indiana St.
Sidney Moncrief, Arkansas
Steve Schall, Arkansas
Carl Nicks, Indiana St.
Raymond Whitley, Oklahoma

West

#Gary Garland, DePaul
Curtis Watkins, DePaul
Bill Cartwright, San Francisco
David Greenwood, UCLA
Roy Hamilton, UCLA

1980**East**

#Eric Floyd, Georgetown
Vince Brookins, Iowa
John Duren, Georgetown
Craig Shelton, Georgetown
Louis Orr, Syracuse

Midwest

#Joe Barry Carroll, Purdue
Mike Gminski, Duke
Isiah Thomas, Indiana
Fred Cowan, Kentucky
Drake Morris, Purdue

Midwest

#Darrell Griffith, Louisville
DeWayne Scales, LSU
Wiley Brown, Louisville
Mark Dressler, Missouri
David Britton, Texas A&M

West

*Mike Sanders, UCLA
Larry Nance, Clemson
Kelvin Ransey, Ohio St.
*Rod Foster, UCLA
*Kiki Vandeweghe, UCLA

1981**East**

#Jeff Lamp, Virginia
Danny Ainge, Brigham Young
Orlando Woolridge, Notre Dame
Lee Raker, Virginia
Ralph Sampson, Virginia

Midwest

#Isiah Thomas, Indiana
Glenn Marcus, UAB
Ray Tolbert, Indiana
Randy Wittman, Indiana
Brian Warwick, St. Joseph's

Midwest

#Durand Macklin, LSU
Greg Cook, LSU
Ethan Martin, LSU
Cliff Levingston, Wichita St.
Randy Smithson, Wichita St.

West

#Al Wood, North Carolina
Sam Perkins, North Carolina
James Worthy, North Carolina
Rolando Blackman, Kansas St.
Ed Nealy, Kansas St.

1982**East**

#James Worthy, North Carolina
Jimmy Black, North Carolina
Sam Perkins, North Carolina
Ed Pinckney, Villanova
John Pinone, Villanova

Midwest

#Oliver Robinson, UAB
Lancaster Gordon, Louisville
Charles Jones, Louisville
Derek Smith, Louisville
Ralph Sampson, Virginia

Midwest

#Robert Williams, Houston
John Bagley, Boston College
John Garris, Boston College
Larry Micheaux, Houston
Ricky Frazier, Missouri

West

#Eric Floyd, Georgetown
Rod Higgins, Fresno St.
Patrick Ewing, Georgetown
*Lester Conner, Oregon St.
*Charlie Sitton, Oregon St.

1983**East**

#James Banks, Georgia
Terry Fair, Georgia
Vern Fleming, Georgia
Michael Jordan, North Carolina
Chris Mullin, St. John's (N.Y.)

Midwest

#Lancaster Gordon, Louisville
Darrell Walker, Arkansas
Jim Master, Kentucky
Melvin Turpin, Kentucky
Scooter McCray, Louisville

Midwest

#Akeem Olajuwon, Houston
Larry Micheaux, Houston
Michael Young, Houston
Greg Stokes, Iowa
John Pinone, Villanova

West

#Dereck Whittenburg, North Carolina St.

John Garris, Boston College
Thurl Bailey, North Carolina St.
Lorenzo Charles, North Carolina St.
Ralph Sampson, Virginia

1984**East**

#Jim Miller, Virginia
Steve Alford, Indiana
Uwe Blab, Indiana
Sam Perkins, North Carolina
Olden Polynice, Virginia

Midwest

#Dickey Beal, Kentucky
Bruce Douglas, Illinois
Sam Bowie, Kentucky
Melvin Turpin, Kentucky
Lancaster Gordon, Louisville

Midwest

#Akeem Olajuwon, Houston
Michael Young, Houston
*William Bedford, Memphis
Kenny Green, Wake Forest
Delaney Rudd, Wake Forest

West

#Patrick Ewing, Georgetown
Roosevelt Chapman, Dayton
Ed Young, Dayton
Michael Jackson, Georgetown
Detlef Schrempf, Washington

1985**East**

#Patrick Ewing, Georgetown
David Wingate, Georgetown
Bruce Dalrymple, Georgia Tech
Mark Price, Georgia Tech
John Salley, Georgia Tech
Doug Altenberger, Illinois

Southeast

#Ed Pinckney, Villanova
Adrian Branch, Maryland
Brad Daugherty, North Carolina
Kenny Smith, North Carolina
Harold Pressley, Villanova

Midwest

*Andre Turner, Memphis
Karl Malone, Louisiana Tech
*William Bedford, Memphis
*Keith Lee, Memphis
Darryl Kennedy, Oklahoma
Wayman Tisdale, Oklahoma

West

#Chris Mullin, St. John's (N.Y.)
Kenny Walker, Kentucky
Lorenzo Charles, North Carolina St.
Spud Webb, North Carolina St.
Walter Berry, St. John's (N.Y.)

1986**East**

#Johnny Dawkins, Duke
Ken McFadden, Cleveland St.
Mark Alarie, Duke
David Robinson, Navy
Kylor Whitaker, Navy

Southeast

#Don Redden, LSU
Mark Price, Georgia Tech
Winston Bennett, Kentucky
Kenny Walker, Kentucky
Ricky Blanton, LSU

Midwest

#Danny Manning, Kansas
Calvin Thompson, Kansas
Charles Shackelford, North Carolina St.
Chris Washburn, North Carolina St.
Scott Skiles, Michigan St.

West

#Chuck Person, Auburn
Herbert Crook, Louisville
Pervis Ellison, Louisville
Billy Thompson, Louisville
Brad Daugherty, North Carolina

1987**East**

#Rony Seikaly, Syracuse
J.R. Reid, North Carolina
David Rivers, Notre Dame
Derrick Coleman, Syracuse
Sherman Douglas, Syracuse

Southeast

#Billy Donovan, Providence
Reggie Williams, Georgetown
Danny Manning, Kansas
Darryl Wright, Providence
Steve Wright, Providence

Midwest

#Nikita Wilson, LSU
Tommy Amaker, Duke
Steve Alford, Indiana
Rick Calloway, Indiana
Anthony Wilson, LSU

West

#Armon Gilliam, UNLV
B.J. Armstrong, Iowa
Kevin Gamble, Iowa
Tim McCalister, Oklahoma
Fennis Dembo, Wyoming

1988**East**

#Danny Ferry, Duke
Billy King, Duke
Kevin Strickland, Duke
Carlton Owens, Rhode Island
Tim Perry, Temple

Southeast

#Stacey King, Oklahoma
*Rex Chapman, Kentucky
Harvey Grant, Oklahoma
Doug West, Villanova
Kenny Wilson, Villanova

Midwest

#Danny Manning, Kansas
Milt Newton, Kansas
Kevin Pritchard, Kansas
Mitch Richmond, Kansas St.
William Scott, Kansas St.

West

#Sean Elliott, Arizona
Steve Kerr, Arizona
Tom Tolbert, Arizona
Rumeal Robinson, Michigan
J.R. Reid, North Carolina

1989**East**

#Danny Ferry, Duke
Phil Henderson, Duke
Christian Laettner, Duke
Alonzo Mourning, Georgetown
Charles Smith, Georgetown

Southeast

#Glen Rice, Michigan
Sean Higgins, Michigan
Rumeal Robinson, Michigan
J.R. Reid, North Carolina
John Crotty, Virginia

Midwest

#Nick Anderson, Illinois
Kenny Battle, Illinois
Kendall Gill, Illinois
Sherman Douglas, Syracuse
Billy Owens, Syracuse

West

#Andrew Gaze, Seton Hall
Sean Elliott, Arizona
David Butler, UNLV
Gerald Greene, Seton Hall
Darryl Walker, Seton Hall

1990**East**

#Christian Laettner, Duke
Alaa Abdelnaby, Duke
Phil Henderson, Duke
Tate George, Connecticut
Chris Smith, Connecticut

Southeast

#Kenny Anderson, Georgia Tech
Dennis Scott, Georgia Tech

Steve Smith, Michigan St.
Willie Burton, Minnesota
Melvin Newbern, Minnesota

Midwest

#Lenzie Howell, Arkansas
Lee Mayberry, Arkansas
Oliver Miller, Arkansas
Lance Blanks, Texas
Travis Mays, Texas

West

#Stacey Augmon, UNLV
Chandler Thompson, Ball St.
Bo Kimble, Loyola Marymount
Anderson Hunt, UNLV
Larry Johnson, UNLV

1991**East**

#Mark Mason, Temple
Carl Thomas, Eastern Mich.
Hubert Davis, North Carolina
Rick Fox, North Carolina
Mik Kilgore, Temple

Southeast

#Alonzo Jamison, Kansas
Todd Day, Arkansas
Oliver Miller, Arkansas
Terry Brown, Kansas
Adonis Jordan, Kansas

Midwest

#Bobby Hurley, Duke
Thomas Hill, Duke
Christian Laettner, Duke
Jason Buchanan, St. John's (N.Y.)
Malik Sealy, St. John's (N.Y.)

West

#Larry Johnson, UNLV
Brian Williams, Arizona
Greg Anthony, UNLV
Stacey Augmon, UNLV
Terry Dehere, Seton Hall

1992**East**

#Christian Laettner, Duke
Bobby Hurley, Duke
Jamal Mashburn, Kentucky
Sean Woods, Kentucky
Gordon Winchester, Seton Hall

Southeast

*#Jalen Rose, Michigan
*Chris Webber, Michigan
Eric Montross, North Carolina
Lawrence Funderburke, Ohio St.
Jim Jackson, Ohio St.

Midwest

#Herb Jones, Cincinnati
Anthony Buford, Cincinnati
Nick Van Exel, Cincinnati
Jon Barry, Georgia Tech
Anfernee Hardaway, Memphis

West

#Eric Anderson, Indiana
Damon Bailey, Indiana
Calbert Cheaney, Indiana
Alan Henderson, Indiana
Tracy Murray, UCLA

1993**East**

#George Lynch, North Carolina
Erik Martin, Cincinnati
Nick Van Exel, Cincinnati
Eric Montross, North Carolina
Donald Williams, North Carolina

Southeast

#Travis Ford, Kentucky
Rodney Dobard, Florida St.
Jamal Mashburn, Kentucky
Jared Prickett, Kentucky
Mark Bell, Western Ky.

Midwest

#Calbert Cheaney, Indiana
Greg Graham, Indiana
Adonis Jordan, Kansas
Richard Scott, Kansas
Rex Walters, Kansas

West

*#Chris Webber, Michigan
*Juwon Howard, Michigan
*Jalen Rose, Michigan
Eddie Jones, Temple
Aaron McKie, Temple

1994**East**

#Craig Brown, Florida
Bill Curley, Boston College
Howard Easley, Boston College
Dan Cross, Florida
Andrew DeClercq, Florida

Southeast

#Grant Hill, Duke
Jeff Capel, Duke
Cherokee Parks, Duke
Cuonzo Martin, Purdue
Glenn Robinson, Purdue

Midwest

#Juwon Howard, Michigan
Clint McDaniel, Arkansas
Scotty Thurman, Arkansas
Corliss Williamson, Arkansas
Gary Collier, Tulsa

West

#Khalid Reeves, Arizona
Damon Stoudamire, Arizona
*Melvin Booker, Missouri
Adrian Autry, Syracuse
Lawrence Moten, Syracuse

1995**East**

#Bryant Reeves, Oklahoma St.
Derek Kellogg, Massachusetts
Scott Pierce, Oklahoma St.
Randy Rutherford, Oklahoma St.
Tim Duncan, Wake Forest

Southeast

#Jerry Stackhouse, North Carolina
Allen Iverson, Georgetown
Tony Delk, Kentucky
Rasheed Wallace, North Carolina
Donald Williams, North Carolina

Midwest

#Corliss Williamson, Arkansas
Scotty Thurman, Arkansas
Mingo Johnson, Memphis
Junior Burrough, Virginia
Harold Deane, Virginia

West

#Tyus Edney, UCLA
Ray Allen, Connecticut
Donny Marshall, Connecticut
Toby Bailey, UCLA
Ed O'Bannon, UCLA

1996**East**

*#Marcus Camby, Massachusetts
Allen Iverson, Georgetown
*Donta Bright, Massachusetts
*Carmelo Travieso, Massachusetts
*Jason Sasser, Texas Tech

Southeast

#Dontae' Jones, Mississippi St.
Darnell Burton, Cincinnati
Danny Fortson, Cincinnati
Erick Dampier, Mississippi St.
Darryl Wilson, Mississippi St.

Midwest

#Tony Delk, Kentucky
Derek Anderson, Kentucky
Anthony Epps, Kentucky
Antoine Walker, Kentucky
Tim Duncan, Wake Forest

West

#John Wallace, Syracuse
Jacque Vaughn, Kansas
Pertha Robinson, Georgia
Shandon Anderson, Georgia
Otis Hill, Syracuse

1997**East**

#Shammond Williams, North Carolina
Alex Sanders, Louisville
Vince Carter, North Carolina
Ed Cota, North Carolina
Antawn Jamison, North Carolina

Southeast

#Miles Simon, Arizona
Mike Bibby, Arizona
Paul Pierce, Kansas
God Shammgod, Providence
Jamel Thomas, Providence

Midwest

*#Bobby Jackson, Minnesota
Dedric Willoughby, Iowa St.
*Sam Jacobson, Minnesota
Cameron Dollar, UCLA
Charles O'Bannon, UCLA

West

#Ron Mercer, Kentucky
Wayne Turner, Kentucky
Rashid Bey, St. Joseph's
Brevin Knight, Stanford
Keith Van Horn, Utah

1998**East**

#Antawn Jamison, North Carolina
Khalid El-Amin, Connecticut
Richard Hamilton, Connecticut
Vince Carter, North Carolina
Ed Cota, North Carolina
Shammond Williams, North Carolina

South

#Wayne Turner, Kentucky
Trajan Langdon, Duke
Roshown McLeod, Duke
Scott Padgett, Kentucky
Jeff Sheppard, Kentucky

Midwest

#Arthur Lee, Stanford
Cuttino Mobley, Rhode Island
Tyson Wheeler, Rhode Island
Mark Madsen, Stanford
Bryce Drew, Valparaiso

West

#Andre Miller, Utah
Mike Bibby, Arizona
Michael Doleac, Utah
Alex Jensen, Utah
Hanno Mottola, Utah

1999**East**

#Trajan Langdon, Duke
William Avery, Duke
Elton Brand, Duke
Mark Karcher, Temple
Pepe Sanchez, Temple

South

#Scoonie Penn, Ohio St.
Ken Johnson, Ohio St.
Michael Redd, Ohio St.
Erick Barkley, St. John's (N.Y.)
Lavor Postell, St. John's (N.Y.)

Midwest

#Morris Peterson, Michigan St.
Scott Padgett, Kentucky
Wally Szczerbiak, Miami (Ohio)
Mateen Cleaves, Michigan St.
A.J. Granger, Michigan St.

West

#Richard Hamilton, Connecticut
Kevin Freeman, Connecticut
Ricky Moore, Connecticut
Casey Calvary, Gonzaga
Quentin Hall, Gonzaga

2000**East**

#Mike Miller, Florida
Brett Nelson, Florida
Udonis Haslem, Florida
Fredrik Jonzen, Oklahoma St.
Shane Battier, Duke

South

#Joseph Forte, North Carolina
Jason Capel, North Carolina
Ed Cota, North Carolina
Eric Coley, Tulsa
Brandon Kurtz, Tulsa

Midwest

#Morris Peterson, Michigan St.
Marcus Fizer, Iowa St.
Jamaal Tinsley, Iowa St.
Mateen Cleaves, Michigan St.
A.J. Granger, Michigan St.
Andre Hutson, Michigan St.

West

#Jon Bryant, Wisconsin
Brian Cardinal, Purdue
Carson Cunningham, Purdue
Mike Robinson, Purdue
Mike Kelley, Wisconsin
Andy Kowske, Wisconsin

2001**East**

#Jason Williams, Duke
Shane Battier, Duke
David Bluthenthal, Southern California
Sam Clancy, Southern California
Brian Scalabrine, Southern California

South

#Charlie Bell, Michigan St.
Casey Calvary, Gonzaga
David Thomas, Michigan St.
Lynn Greer, Temple
Kevin Lyde, Temple

Midwest

#Gilbert Arenas, Arizona
Jason Gardner, Arizona
Richard Jefferson, Arizona
Loren Woods, Arizona
Robert Archibald, Illinois

West

#Lonny Baxter, Maryland
Kenny Satterfield, Cincinnati
Juan Dixon, Maryland
Casey Jacobsen, Stanford
Ryan Mendez, Stanford

2002**East**

#Lonny Baxter, Maryland
Caron Butler, Connecticut
Tony Robertson, Connecticut
Juan Dixon, Maryland
Rolan Roberts, Southern Ill.

South

#Tom Coverdale, Indiana
Dane Fife, Indiana
Jared Jeffries, Indiana
Antonio Gates, Kent St.
Trevor Huffman, Kent St.

Midwest

#Drew Gooden, Kansas
Nick Collison, Kansas
Keith Langford, Kansas
Frederick Jones, Oregon
Luke Ridnour, Oregon
James Thomas, Texas

West

#Hallis Price, Oklahoma
Rickey Pauling, Missouri
Kareem Rush, Missouri
Ebi Ere, Oklahoma
Quannas White, Oklahoma

2003**East**

#Carmelo Anthony, Syracuse
Marquis Daniels, Auburn
Joel Cornette, Butler
Ebi Ere, Oklahoma
Hakim Warrick, Syracuse

South

#T.J. Ford, Texas
Emeka Okafor, Connecticut
Paul Davis, Michigan St.
Erazem Lorbek, Michigan St.
Brandon Mouton, Texas

Midwest

#Dwayne Wade, Marquette
Keith Bogans, Kentucky
Marquis Estill, Kentucky
Robert Jackson, Marquette
Steve Novak, Marquette

West

#Kirk Hinrich, Kansas
Jason Gardner, Arizona
Luke Walton, Arizona
Nick Collison, Kansas
Keith Langford, Kansas

2004**Atlanta**

#Luol Deng, Duke
Shelden Williams, Duke
Lionel Chalmers, Xavier
Romain Sato, Xavier
Anthony Myles, Xavier

East Rutherford, NJ

#John Lucas, Oklahoma St.
Tony Allen, Oklahoma St.
Joey Graham, Oklahoma St.
Jameer Nelson, St. Joseph's
Delonte West, St. Joseph's

Phoenix

#Ben Gordon, Connecticut
Chuck Davis, Alabama
Kennedy Winston, Alabama
Rashad Anderson, Connecticut
Emeka Okafor, Connecticut

St. Louis

#Jarrett Jack, Georgia Tech
Clarence Moore, Georgia Tech
Aaron Miles, Kansas
Wayne Simien, Kansas
Kirk Snyder, Nevada

2005**Albuquerque, NM**

#Larry O'Bannon, Louisville
Taquan Dean, Louisville
Francisco Garcia, Louisville
Patrick Beilein, West Virginia
Kevin Pittsnogle, West Virginia

Austin, TX

#Shannon Brown, Michigan St.
Chuck Hayes, Kentucky
Maurice Ager, Michigan St.
Paul Davis, Michigan St.
Andrew Bogut, Utah

Chicago

#Deron Williams, Illinois
Hassan Adams, Arizona
Channing Frye, Arizona
Salim Stoudamire, Arizona
Luther Head, Illinois

Syracuse, NY

#Sean May, North Carolina
Rashad McCants, North Carolina
Randy Foye, Villanova
Clayton Hanson, Wisconsin
Alando Tucker, Wisconsin

2006**Atlanta**

#Tyrus Thomas, LSU
Shelden Williams, Duke
Lionel Davis, LSU
LaMarcus Aldridge, Texas
P.J. Tucker, Texas

Minneapolis

#Joakim Noah, Florida
Craig Smith, Boston College
Taurean Green, Florida
Al Horford, Florida
Randy Foye, Villanova

Oakland, CA

#Ryan Hollins, UCLA
Adam Morrison, Gonzaga
Darius Washington, Memphis
Arron Afflalo, UCLA
Jordan Farmer, UCLA


Washington

#Lamar Butler, George Mason
Rudy Gay, Connecticut
Marcus Williams, Connecticut
Folarin Campbell, George Mason
Jamaal Williams, Washington

Tournament Moments...

March 29, 1982, championship game in the Louisiana Superdome in New Orleans - The picture says it all as North Carolina freshman Michael Jordan hit a 16-foot jumper for what turned out to be the last score of the game. Moments later, Georgetown's Fred Brown mistook Carolina's James Worthy as his teammate, Sleepy Floyd, and passed the ball to Worthy. The Tar Heels ran out the clock to take a 63-62 victory and give coach Dean Smith his first NCAA championship.





The Tournament

Tournament Records	50
Tournament History Facts.....	56
Tournament Seed History.....	60
Conference Won-Lost Records.....	67
Televised College Basketball Games...	73
Financial Analysis.....	74
Tournament Facts.....	75
Team-By-Team Won-Lost Records	77



Tournament Records

A national championship game is indicated by (CH), national semifinal game by (NSF), national third-place game by (N3d), regional final game by (RF), regional semifinal game by (RSF), regional third-place game by (R3d), second-round game by (2nd R), first-round game by (1st R), opening-round game by (Opening R), and later vacated by (*).

Individual Game

POINTS

- 61, Austin Carr, Notre Dame vs. Ohio, 1st R, 3-7-1970
- 58, Bill Bradley, Princeton vs. Wichita St., N3d, 3-20-1965
- 56, Oscar Robertson, Cincinnati vs. Arkansas, R3d, 3-15-1958
- 52, Austin Carr, Notre Dame vs. Kentucky, RSF, 3-12-1970
- 52, Austin Carr, Notre Dame vs. TCU, 1st R, 3-13-1971
- 50, David Robinson, Navy vs. Michigan, 1st R, 3-12-1987
- 49, Elvin Hayes, Houston vs. Loyola (Ill.), 1st R, 3-9-1968
- 48, Hal Lear, Temple vs. SMU, N3d, 3-23-1956
- 47, Austin Carr, Notre Dame vs. Houston, R3d, 3-20-1971
- 46, Dave Corzine, DePaul vs. Louisville, RSF, 3-17-1978 (2 ot)
- 45, Bob Houbregs, Washington vs. Seattle, RSF, 3-13-1953
- 45, Austin Carr, Notre Dame vs. Iowa, R3d, 3-14-1970
- 45, Bo Kimble, Loyola Marymount vs. New Mexico St., 1st R, 3-16-1990
- 44, Clyde Lovellette, Kansas vs. St. Louis, RF, 3-22-1952
- 44, Rod Thorn, West Virginia vs. St. Joseph's, RSF, 3-15-1963
- 44, Dan Issel, Kentucky vs. Notre Dame, RSF, 3-12-1970
- 44, Bill Walton, UCLA vs. Memphis, CH, 3-26-1973
- 44, Hersey Hawkins, Bradley vs. Auburn, 1st R, 3-17-1988
- 44, Travis Mays, Texas vs. Georgia, 1st R, 3-17-1990
- 44, Glenn Robinson, Purdue vs. Kansas, RSF, 3-24-1994

POINTS BY TWO TEAMMATES

- 85, Austin Carr (61) and Collis Jones (24), Notre Dame vs. Ohio, 1st R, 3-7-1970
- 78, Austin Carr (52) and Collis Jones (26), Notre Dame vs. TCU, 1st R, 3-13-1971
- 78, Jeff Fryer (41) and Bo Kimble (37), Loyola Marymount vs. Michigan, 2nd R, 3-18-1990
- 74, Bill Bradley (58) and Don Rodenbach (16), Princeton vs. Wichita St., N3d, 3-20-1965
- 74, Austin Carr (52) and Collis Jones (22), Notre Dame vs. Kentucky, RSF, 3-12-1970

POINTS BY TWO OPPOSING PLAYERS

- 96, Austin Carr (52), Notre Dame, and Dan Issel (44), Kentucky, RSF, 3-12-1970
- 85, Austin Carr (61), Notre Dame, and John Canine (24), Ohio, 1st R, 3-7-1970
- 85, Austin Carr (47), Notre Dame, and Poo Welch (38), Houston, R3d, 3-20-1971
- 83, David Robinson (50), Navy, and Garde Thompson (33), Michigan, 1st R, 3-12-1987
- 80, Hersey Hawkins (44), Bradley and Chris Morris (36), Auburn, 1st R, 3-17-1988

FIELD GOALS

- 25, Austin Carr, Notre Dame vs. Ohio, 1st R, 3-7-1970
- 22, Bill Bradley, Princeton vs. Wichita St., N3d, 3-20-1965
- 22, Austin Carr, Notre Dame vs. Kentucky, RSF, 3-12-1970
- 22, David Robinson, Navy vs. Michigan, 1st R, 3-12-1987

- 21, Oscar Robertson, Cincinnati vs. Arkansas, R3d, 3-15-1958
- 21, Austin Carr, Notre Dame vs. Iowa, R3d, 3-14-1970
- 21, Bill Walton, UCLA vs. Memphis, CH, 3-26-1973
- 20, Bob Houbregs, Washington vs. Seattle, RSF, 3-13-1953
- 20, Elvin Hayes, Houston vs. Loyola (Ill.), 1st R, 3-9-1968
- 20, Austin Carr, Notre Dame vs. TCU, 1st R, 3-13-1971

FIELD GOALS ATTEMPTED

- 44, Austin Carr, Notre Dame vs. Ohio, 1st R, 3-7-1970
- 42, Lennie Rosenbluth, North Carolina vs. Michigan St., NSF, 3-22-1957 (3 ot)
- 42, *Dwight Lamar, La.-Lafayette vs. Louisville, RSF, 3-16-1972
- 40, Austin Carr, Notre Dame vs. Houston, R3d, 3-20-1971
- 39, Austin Carr, Notre Dame vs. Iowa, R3d, 3-14-1970
- 38, Bob Cousy, Holy Cross vs. North Carolina St., RF, 3-25-1950
- 37, David Robinson, Navy vs. Michigan, 1st R, 3-12-1987
- 37, Charles Jones, Long Island vs. Villanova, 1st R, 3-13-1997
- 36, Oscar Robertson, Cincinnati vs. Arkansas, R3d, 3-15-1958
- 36, Rick Mount, Purdue vs. UCLA, CH, 3-22-1969
- 36, Ernie DiGregorio, Providence vs. Memphis, NSF, 3-26-1973
- 36, Popeye Jones, Murray St. vs. Michigan St., 1st R, 3-15-1990 (ot)

FIELD-GOAL PERCENTAGE (Minimum 10 FGM)

- 100% (11-11), Kenny Walker, Kentucky vs. Western Ky., 2nd R, 3-16-1986
- 100% (10-10), Marvin Barnes, Providence vs. Penn, RSF, 3-15-1973
- 100% (10-10), Christian Laettner, Duke vs. Kentucky, RF, 3-28-1992 (ot)
- 95.5% (21-22), Bill Walton, UCLA vs. Memphis, CH, 3-26-1973
- 92.3% (12-13), Dennis Holman, SMU vs. Cincinnati, R3d, 3-12-1966
- 92.3% (12-13), Quadre Lollis, Montana St. vs. Syracuse, 1st R, 3-14-1996
- 91.7% (11-12), Pembroke Burrows, Jacksonville vs. Iowa, RSF, 3-12-1970
- 91.7% (11-12), Kenny Gregory, Kansas vs. DePaul, 1st R, 3-17-2000
- 90.9% (10-11), Jerry Lucas, Ohio St. vs. St. Joseph's, NSF, 3-24-1961
- 90.9% (10-11), Akeem Olajuwon, Houston vs. Villanova, RF, 3-27-1983
- 90.9% (10-11), Dwayne McClain, Villanova vs. Marshall, 1st R, 3-16-1984
- 90.9% (10-11), Billy Thompson, Louisville vs. LSU, NSF, 3-29-1986
- 90.9% (10-11), Lenzie Howell, Arkansas vs. Loyola Marymount, 1st R, 3-16-1989
- 90.9% (10-11), Oliver Miller, Arkansas vs. Murray St., 1st R, 3-19-1992
- 90.9% (10-11), Travis Ford, Kentucky vs. Wake Forest, RSF, 3-25-1993
- 90.9% (10-11), Torin Francis, Notre Dame vs. Arizona, RSF, 3-27-2003
- 90.9% (10-11), Sean May, North Carolina vs. Illinois, CH, 4-4-2005

THREE-POINT FIELD GOALS

- 11, Jeff Fryer, Loyola Marymount vs. Michigan, 2nd R, 3-18-1990
- 10, Freddie Banks, UNLV vs. Indiana, NSF, 3-28-1987
- 9, Garde Thompson, Michigan vs. Navy, 1st R, 3-12-1987
- 9, Johnny Miller, Temple vs. Cincinnati, 1st R, 3-16-1995
- 9, Johnny Hemsley, Miami (Fla.) vs. Lafayette, 1st R, 3-12-1999
- 9, Ricky Paulding, Missouri vs. Marquette, 2nd R, 3-22-2003 (ot)
- 9, Gerry McNamara, Syracuse vs. Brigham Young, 1st R, 3-18-2004
- 8, 17 tied (most recent: Jean Felix, Alabama vs. Marquette, 1st R, 3-16-2006)

THREE-POINT FIELD GOALS ATTEMPTED

- 22, Jeff Fryer, Loyola Marymount vs. Arkansas, 1st R, 3-16-1989
- 20, Chris Walker, Villanova vs. LSU, 1st R, 3-15-1990
- 19, Freddie Banks, UNLV vs. Indiana, NSF, 3-28-1987
- 19, Gerald Paddio, UNLV vs. Iowa, 2nd R, 3-20-1988
- 19, Phillip Allen, N.C. A&T vs. Arkansas, 1st R, 3-18-1994
- 18, Bobby Hurley, Duke vs. California, 2nd R, 3-20-1993
- 18, Jeff Boschee, Kansas vs. Kentucky, 2nd R, 3-14-1999
- 18, Darius Lane, Seton Hall vs. Oklahoma St., RSF, 3-24-2000
- 18, Chris Lofton, Tennessee vs. Wichita St., 2nd R, 3-18-2006
- 17, Damin Lopez, Pepperdine vs. Michigan, 1st R, 3-17-1994
- 17, Johnny Miller, Temple vs. Cincinnati, 1st R, 3-16-1995
- 17, Shawn Respert, Michigan St. vs. Weber St., 1st R, 3-17-1995
- 17, Detric Willoughby, Iowa St. vs. UCLA, RSF, 3-20-1997 (ot)
- 17, Kirk Hinrich, Kansas vs. Arizona, RF, 3-29-2003
- 17, Taquan Dean, Louisville vs. West Virginia, RF, 3-26-2005

THREE-POINT FIELD-GOAL PERCENTAGE (Minimum Five 3FGM)

- 100% (8-8), John Goldsberry, UNC Wilmington vs. Maryland, 1st R, 3-21-2003
- 100% (7-7), Sam Cassell, Florida St. vs. Tulane, 2nd R, 3-20-1993
- 100% (6-6), Mike Buck, Middle Tenn. vs. Florida St., 1st R, 3-16-1989
- 100% (6-6), Migjen Bakalli, North Carolina St. vs. Southern Miss., 1st R, 3-14-1991
- 100% (6-6), Rex Walters, Kansas vs. Ball St., 1st R, 3-18-1993
- 100% (5-5), Mitch Richmond, Kansas St. vs. Georgia, 1st R, 3-12-1987 (ot)
- 100% (5-5), Hubert Davis, North Carolina vs. Eastern Mich., RSF, 3-22-1991
- 100% (5-5), Kwame Evans, George Washington vs. New Mexico, 1st R, 3-19-1993
- 100% (5-5), Jamal Mashburn, Kentucky vs. Wake Forest, RSF, 3-25-1993
- 100% (5-5), Dwayne Morton, Louisville vs. Minnesota, 2nd R, 3-20-1994
- 100% (5-5), Darren Brooks, Southern Ill. vs. Alabama, 1st R, 3-18-2004

THREE-POINT FIELD-GOAL PERCENTAGE (Minimum Seven 3FGM)

- 100% (8-8), John Goldsberry, UNC Wilmington vs. Maryland, 1st R, 3-21-2003
- 100% (7-7), Sam Cassell, Florida St. vs. Tulane, 2nd R, 3-20-1993
- 88.9% (8-9), Darnell Archey, Butler vs. Louisville, 2nd R, 3-23-2003
- 87.5% (7-8), William Scott, Kansas St. vs. DePaul, 2nd R, 3-19-1988
- 87.5% (7-8), Shane Hawkins, Southern Ill. vs. Syracuse, 1st R, 3-17-1995
- 87.5% (7-8), Phil Cullen, Utah vs. Indiana, 1st R, 3-14-2002

FREE THROWS MADE

- 23, Bob Carney, Bradley vs. Colorado, RSF, 3-12-1954
- 23, Travis Mays, Texas vs. Georgia, 1st R, 3-17-1990
- 21, David Robinson, Navy vs. Syracuse, 2nd R, 3-16-1986
- 19, Tom Hammonds, Georgia Tech vs. Iowa St., 1st R, 3-18-1988
- 18, John O'Brien, Seattle vs. Wyoming, R3d, 3-14-1953
- 18, Jon Rose, Connecticut vs. Boston U., 1st R, 3-10-1959
- 18, Gail Goodrich, UCLA vs. Michigan, CH, 3-20-1965
- 18, Wayne Simien, Kansas vs. UAB, RSF, 3-26-2004
- 18, Jared Dudley, Boston College vs. Wis.-Milwaukee, 2nd R, 3-19-2005
- 17, Roger Newman, Kentucky vs. Ohio St., RF, 3-18-1961
- 17, Barry Kramer, New York U. vs. West Virginia, R3d, 3-16-1963
- 17, Tyrone Hill, Xavier vs. Kansas St., 1st R, 3-16-1990

17, Steve Nash, Santa Clara vs. Maryland, 1st R, 3-15-1996

FREE THROWS ATTEMPTED

27, David Robinson, Navy vs. Syracuse, 2nd R, 3-16-1986
 27, Travis Mays, Texas vs. Georgia, 1st R, 3-17-1990
 26, Bob Carney, Bradley vs. Colorado, RSF, 3-12-1954
 24, Donnie Gaunce, Morehead St. vs. Iowa, RSF, 3-16-1956
 22, John O'Brien, Seattle vs. Wyoming, R3d, 3-14-1953
 22, Wilt Chamberlain, Kansas vs. Oklahoma City, RF, 3-16-1957
 22, Roger Newman, Kentucky vs. Ohio St., RF, 3-18-1961
 22, Ronny Turiaf, Gonzaga vs. Cincinnati, 1st R, 3-20-2003
 21, Adrian Dantley, Notre Dame vs. Kansas, 1st R, 3-15-1975
 21, John Bagley, Boston College vs. Wake Forest, 2nd R, 3-15-1981
 21, *Vernon Maxwell, Florida vs. North Carolina St., 1st R, 3-13-1987
 21, Tom Hammonds, Georgia Tech vs. Iowa St., 1st R, 3-18-1988
 21, Brad Miller, Purdue vs. Rhode Island, 1st R, 3-13-1997
 21, Jared Dudley, Boston College vs. Wis.-Milwaukee, 2nd R, 3-19-2005

FREE-THROW PERCENTAGE (Minimum 12 FTM)

100% (16-16), Bill Bradley, Princeton vs. St. Joseph's, 1st R, 3-11-1963
 100% (16-16), Fennis Dembo, Wyoming vs. UCLA, 2nd R, 3-14-1987
 100% (15-15), Austin Croshere, Providence vs. Marquette, 1st R, 3-14-1997
 100% (13-13), Bill Bradley, Princeton vs. Providence, RF, 3-13-1965
 100% (13-13), Mike Maloy, Davidson vs. St. John's (N.Y.), RSF, 3-13-1969
 100% (13-13), Al Gooden, Ball St. vs. Boston College, 1st R, 3-13-1981
 100% (12-12), 17 tied (most recent: Caron Butler, Connecticut vs. North Carolina St., 2nd R, 3-17-2002)

REBOUNDS

34, Fred Cohen, Temple vs. Connecticut, RSF, 3-16-1956
 31, Nate Thurmond, Bowling Green vs. Mississippi St., R3d, 3-16-1963
 30, Jerry Lucas, Ohio St. vs. Kentucky, RF, 3-18-1961
 29, Toby Kimball, Connecticut vs. St. Joseph's, 1st R, 3-8-1965
 28, Elvin Hayes, Houston vs. Pacific, R3d, 3-12-1966
 27, Bill Russell, San Francisco vs. Iowa, CH, 3-19-1956
 27, John Green, Michigan St. vs. Notre Dame, RSF, 3-15-1957
 27, Paul Silas, Creighton vs. Oklahoma City, 1st R, 3-9-1964
 27, Elvin Hayes, Houston vs. Loyola (Ill.), 1st R, 3-9-1968
 26, Howard Jolliff, Ohio vs. Georgia Tech, RSF, 3-11-1960
 26, Phil Hubbard, Michigan vs. Detroit, RSF, 3-17-1977
 25, Jerry Lucas, Ohio St. vs. Western Ky., RSF, 3-11-1960
 25, Elvin Hayes, Houston vs. TCU, RF, 3-16-1968
 24, Jerry Bird, Kentucky vs. Iowa, RF, 3-17-1956
 24, Don Boldebeck, Houston vs. Kansas St., R3d, 3-17-1956
 24, Bob Pettit, LSU vs. Penn St., RSF, 3-12-1954
 24, K.E. Kirchner, TCU vs. DePaul, R3d, 3-14-1959
 24, Paul Silas, Creighton vs. Memphis, 1st R, 3-12-1962
 24, Eddie Jackson, Oklahoma City vs. Creighton, 1st R, 3-9-1964
 24, Elvin Hayes, Houston vs. UCLA, NSF, 3-24-1967
 24, Elvin Hayes, Houston vs. Louisville, RSF, 3-15-1968
 24, Sam Lacey, New Mexico St. vs. Drake, RF, 3-14-1970

24, Tom Burleson, North Carolina St. vs. Providence, RSF, 3-14-1974

REBOUNDS SINCE 1973

26, Phil Hubbard, Michigan vs. Detroit, RSF, 3-17-1977
 24, Tom Burleson, North Carolina St. vs. Providence, RSF, 3-14-1974
 23, Kent Benson, Indiana vs. Kentucky, RSF, 3-22-1975
 22, Larry Kenon, Memphis vs. Providence, NSF, 3-26-1973
 22, Akeem Olajuwon, Houston vs. Louisville, NSF, 4-2-1983
 22, Tim Duncan, Wake Forest vs. Oklahoma St., RSF, 3-24-1995
 22, Tim Duncan, Wake Forest vs. St. Mary's (Cal.), 1st R, 3-14-1997
 21, Marvin Barnes, Providence vs. Furman, R3d, 3-16-1974
 21, Leon Douglas, Alabama vs. Arizona St., 1st R, 3-15-1975
 21, Ralph Sampson, Virginia vs. UAB, RSF, 3-18-1982
 21, Loy Vaught, Michigan vs. Illinois St., 1st R, 3-16-1990
 21, Joe Smith, Maryland vs. Texas, 2nd R, 3-18-1995
 21, Nick Collison, Kansas vs. Syracuse, CH, 4-7-2003
 20, Larry Kenon, Memphis vs. South Carolina, RSF, 3-15-1973
 20, Mike Franklin, Cincinnati vs. Texas A&M, 1st R, 3-15-1975
 20, Tom Roy, Maryland vs. Louisville, RF, 3-22-1975
 20, George Johnson, St. John's (N.Y.) vs. Louisville, 1st R, 3-12-1978
 20, Jerome Lane, Pittsburgh vs. Vanderbilt, 2nd R, 3-20-1988
 20, Tim Duncan, Wake Forest vs. Stanford, 2nd R, 3-16-1997
 20, Drew Gooden, Kansas vs. Oregon, RF, 3-24-2002
 20, Jared Homan, Iowa St. vs. North Carolina, 2nd R, 3-20-2005

ASSISTS

18, Mark Wade, UNLV vs. Indiana, NSF, 3-28-1987
 16, *Sam Crawford, New Mexico St. vs. Nebraska, 1st R, 3-19-1993
 16, Earl Watson, UCLA vs. Maryland, 2nd R, 3-18-2000
 15, Kenny Patterson, DePaul vs. Syracuse, 1st R, 3-15-1985
 15, Keith Smart, Indiana vs. Auburn, 2nd R, 3-14-1987
 15, Pepe Sanchez, Temple vs. Lafayette, 1st R, 3-17-2000
 14, Dickey Beal, Kentucky vs. Brigham Young, 2nd R, 3-17-1984
 14, Carl Wright, SMU vs. Miami (Ohio), 1st R, 3-16-1984
 14, John Crotty, Virginia vs. Middle Tenn., 2nd R, 3-18-1989
 14, Pooh Richardson, UCLA vs. Iowa St., 1st R, 3-17-1989
 14, Jason Kidd, California vs. Duke, 2nd R, 3-20-1993
 14, Mike Lloyd, Syracuse vs. Southern Ill., 1st R, 3-17-1995
 14, Tezale Archie, Pepperdine vs. Oklahoma St., 2nd R, 3-19-2000

BLOCKED SHOTS

11, Shaquille O'Neal, LSU vs. Brigham Young, 1st R, 3-19-1992
 10, Shawn Bradley, Brigham Young vs. Virginia, 1st R, 3-14-1991
 9, David Robinson, Navy vs. Cleveland St., RSF, 3-21-1986
 9, D'or Fischer, Northwestern St. vs. Winthrop, Opening R, 3-13-2001
 8, Tim Perry, Temple vs. Lehigh, 1st R, 3-18-1988
 8, Mark Strickland, Temple vs. Oklahoma St., RSF, 3-22-1991 (ot)
 8, Acie Earl, Iowa vs. Duke, 2nd R, 3-21-1992
 8, Tim Duncan, Wake Forest vs. Col. of Charleston, 1st R, 3-17-1994
 8, Erick Dampier, Mississippi St. vs. Utah, 2nd R, 3-19-1995
 8, Tim Duncan, Wake Forest vs. Oklahoma St., RSF, 3-24-1995
 8, Kelvin Cato, Iowa St. vs. Illinois St., 1st R, 3-13-1997

8, Shane Battier, Duke vs. Kansas, 2nd R, 3-19-2000
 8, Tarvis Williams, Hampton vs. Georgetown, 2nd R, 3-17-2001

STEALS

8, Darrell Hawkins, Arkansas vs. Holy Cross, 1st R, 3-18-1993
 8, Grant Hill, Duke vs. California, 2nd R, 3-20-1993
 8, Duane Clemens, Ball St. vs. UCLA, 1st R, 3-16-2000
 7, Tommy Amaker, Duke vs. Old Dominion, 2nd R, 3-15-1986
 7, Tommy Amaker, Duke vs. Louisville, CH, 3-31-1986
 7, Reggie Miller, UCLA vs. Wyoming, 2nd R, 3-14-1987
 7, Delray Brooks, Providence vs. Austin Peay, 2nd R, 3-14-1987 (ot)
 7, Ricky Grace, Oklahoma vs. Iowa, RSF, 3-20-1987 (ot)
 7, Mookie Blaylock, Oklahoma vs. Kansas, CH, 4-4-1988
 7, Scott Burrell, Connecticut vs. Xavier, 2nd R, 3-16-1991
 7, Ted Ellis, Manhattan vs. Oklahoma, 1st R, 3-16-1995
 7, *Edgar Padilla, Massachusetts vs. UCF, 1st R, 3-14-1996
 7, Kawika Akina, Northern Ariz. vs. Cincinnati, 1st R, 3-12-1998
 7, T.J. Ford, Texas vs. Oregon, RSF, 3-22-2002
 7, Zakee Waddood, East Tenn. St. vs. Wake Forest, 1st R, 3-21-2003

TRIPLE-DOUBLES

Oscar Robertson, Cincinnati vs. Kansas St., RF, 3-14-1959: 24 pts., 17 rebs. & 13 asts.
 Oscar Robertson, Cincinnati vs. Louisville, N3rd, 3-21-1959: 39 pts., 17 rebs. & 10 asts.
 Magic Johnson, Michigan St. vs. Lamar, 2nd R, 3-11-1979: 13 pts., 17 rebs. & 10 asts.
 Magic Johnson, Michigan St. vs. Penn, NSF, 3-24-1979: 29 pts., 10 rebs. & 10 asts.
 Gary Grant, Michigan vs. North Carolina, 2nd R, 3-14-1987: 24 pts., 10 rebs. & 10 asts.
 Shaquille O'Neal, LSU vs. Brigham Young, 1st R, 3-19-1992: 26 pts., 13 rebs. & 11 blks.
 David Cain, St. John's (N.Y.) vs. Texas Tech, 1st R, 3-18-1993: 12 pts., 11 rebs. & 11 asts.
 Andre Miller, Utah vs. Arizona, RF, 3-21-1998: 18 pts., 14 rebs. & 13 asts.
 Dwayne Wade, Marquette vs. Kentucky, RF, 3-29-2003: 29 pts., 11 rebs. & 11 asts.

NOTE: Although assists were not ranked nationally until 1984, and steals and blocked shots were added in 1986, many official tournament box scores before this time included these statistics and were used in compiling the list of tournament triple-doubles.

Individual Series

(Three-Game Minimum for Averages and Percentages)

POINTS

184, Glen Rice, Michigan, 1989 (6 games)
 177, Bill Bradley, Princeton, 1965 (5)
 167, Elvin Hayes, Houston, 1968 (5)
 163, Danny Manning, Kansas, 1988 (6)
 160, Hal Lear, Temple, 1956 (5)
 160, Jerry West, West Virginia, 1959 (5)
 158, Austin Carr, Notre Dame, 1970 (3)
 158, Joe Barry Carroll, Purdue, 1980 (6)
 155, Juan Dixon, Maryland, 2002 (6)
 154, Jason Williams, Duke, 2001 (6)

SCORING AVERAGE

52.7 (158 points in 3 games), Austin Carr, Notre Dame, 1970
 41.7 (125 in 3), Austin Carr, Notre Dame, 1971
 35.8 (143 in 4), Jerry Chambers, Utah, 1966
 35.8 (143 in 4), Bo Kimble, Loyola Marymount, 1990
 35.4 (177 in 5), Bill Bradley, Princeton, 1965
 35.3 (141 in 4), Clyde Lovellette, Kansas, 1952
 35.0 (140 in 4), Gail Goodrich, UCLA, 1965
 35.0 (105 in 3), Jerry West, West Virginia, 1960
 34.8 (139 in 4), Bob Houbregs, Washington, 1953
 33.4 (167 in 5), Elvin Hayes, Houston, 1968

FIELD GOALS

75, Glen Rice, Michigan, 1989 (6 games)
 70, Elvin Hayes, Houston, 1968 (5)

- 69, Danny Manning, Kansas, 1988 (6)
 68, Austin Carr, Notre Dame, 1970 (3)
 66, Johnny Dawkins, Duke, 1986 (6)
 65, Bill Bradley, Princeton, 1965 (5)
 63, Hal Lear, Temple, 1956 (5)
 63, Joe Barry Carroll, Purdue, 1980 (6)
 63, Stacey King, Oklahoma, 1988 (6)
 61, *Jim McDaniels, Western Ky., 1971 (5)

FIELD GOALS ATTEMPTED

- 138, *Jim McDaniels, Western Ky., 1971 (5 games)
 137, Elvin Hayes, Houston, 1968 (5)
 131, Glen Rice, Michigan, 1989 (6)
 125, Danny Manning, Kansas, 1988 (6)
 124, Lennie Rosenbluth, North Carolina, 1957 (5)
 121, Ernie DiGregorio, Providence, 1973 (5)
 121, Bo Kimble, Loyola Marymount, 1990 (4)
 119, Elvin Hayes, Houston, 1967 (5)
 118, Austin Carr, Notre Dame, 1970 (3)
 116, Rick Mount, Purdue, 1969 (4)

FIELD-GOAL PERCENTAGE**(Minimum Five FGM Per Game)**

- 78.8% (26-33), Christian Laettner, Duke, 1989 (5 games)
 78.6% (22-28), Heyward Dotson, Columbia, 1968 (3)
 78.3% (18-23), *Winston Bennett, Kentucky, 1988 (3)
 78.0% (32-41), Kevin Gamble, Iowa, 1987 (4)
 77.1% (27-35), Mark Dressler, Missouri, 1980 (3)
 76.9% (20-26), Robert Werdann, St. John's (N.Y.), 1991 (4)
 76.9% (20-26), Shavlik Randolph, Duke, 2004 (5)
 76.5% (26-34), Alex Gilbert, Indiana St., 1979 (5)
 76.3% (29-38), Kelvin Johnson, Richmond, 1984 (3)
 76.3% (45-59), Bill Walton, UCLA, 1973 (4)

THREE-POINT FIELD GOALS

- 27, Glen Rice, Michigan, 1989 (6 games)
 26, Freddie Banks, UNLV, 1987 (5)
 24, Dennis Scott, Georgia Tech, 1990 (5)
 23, Jeff Fryer, Loyola Marymount, 1990 (4)
 23, Jason Williams, Duke, 2001 (6)
 23, Luther Head, Illinois, 2005 (6)
 22, Donald Williams, North Carolina, 1993 (6)
 22, Juan Dixon, Maryland, 2002 (6)
 22, Lee Humphrey, Florida, 2006 (6)
 21, Steve Alford, Indiana, 1987 (6)
 21, William Scott, Kansas St., 1988 (4)
 21, Rashad Anderson, Connecticut, 2004 (6)

THREE-POINT FIELD GOALS ATTEMPTED

- 66, Jason Williams, Duke, 2001 (6 games)
 65, Freddie Banks, UNLV, 1987 (5)
 58, Luther Head, Illinois, 2005 (6)
 55, Jeff Fryer, Loyola Marymount, 1990 (4)
 54, Dennis Scott, Georgia Tech, 1990 (5)
 49, Glen Rice, Michigan, 1989 (6)
 49, Kirk Hinrich, Kansas, 2003 (6)
 48, Lee Humphrey, Florida, 2006 (6)
 46, Dave Sieger, Oklahoma, 1988 (6)
 46, *Carmelo Travieso, Massachusetts, 1996 (5)

THREE-POINT FIELD-GOAL PERCENTAGE**(Minimum 1.5 3FGM Per Game, 2.0 3FGM since 2001)**

- 100% (6-6), Ranzino Smith, North Carolina, 1987 (4 games)
 85.7% (6-7), Mike Chappell, Duke, 1998 (4)
 80.0% (8-10), John Crotty, Virginia, 1989 (4)
 77.8% (7-9), Corey Williams, Oklahoma St., 1992 (3)
 72.7% (8-11), A.J. Granger, Michigan St., 1999 (5)
 71.4% (5-7), Ben Caton, Utah, 1996 (3)
 70.6% (12-17), Sam Cassell, Florida St., 1993 (4)
 68.8% (11-16), Darnell Archey, Butler, 2003 (3)
 68.4% (13-19), Ronnie McMahan, Vanderbilt, 1993 (3)
 66.7% (6-9), Dwayne Bryant, Georgetown, 1989 (4)
 66.7% (8-12), John Leahy, Seton Hall, 1992 (3)
 66.7% (8-12), Brandon Mouton, Texas, 2004 (3)

FREE THROWS MADE

- 55, Bob Carney, Bradley, 1954 (5 games)
 49, Don Schlundt, Indiana, 1953 (4)
 49, Christian Laettner, Duke, 1991 (6)
 47, Bill Bradley, Princeton, 1965 (5)
 46, Jerry West, West Virginia, 1959 (5)
 45, Cedric Maxwell, Charlotte, 1977 (5)
 45, Michael Doleac, Utah, 1998 (6)
 44, Len Chappell, Wake Forest, 1962 (5)
 43, Travis Mays, Texas, 1990 (4)

- 42, Oscar Robertson, Cincinnati, 1959 (4)
 42, Gail Goodrich, UCLA, 1965 (4)
 42, Christian Laettner, Duke, 1990 (6)

FREE THROWS ATTEMPTED

- 71, Jerry West, West Virginia, 1959 (5 games)
 70, Bob Carney, Bradley, 1954 (5)
 63, Don Schlundt, Indiana, 1953 (4)
 62, Len Chappell, Wake Forest, 1962 (5)
 62, Wilt Chamberlain, Kansas, 1957 (4)
 55, David Robinson, Navy, 1986 (4)
 54, Christian Laettner, Duke, 1991 (6)
 54, Michael Doleac, Utah, 1998 (6)
 53, Cedric Maxwell, Charlotte, 1977 (5)
 53, Ed Pinckney, Villanova, 1985 (6)

PERFECT FREE-THROW PERCENTAGE**(Minimum 2.5 FTM Per Game)**

- 100% (35-35), Arthur Lee, Stanford, 1998 (5 games)
 100% (23-23), Richard Morgan, Virginia, 1989 (4)
 100% (21-21), Keith Van Horn, Utah, 1997 (4)
 100% (20-20), Shammond Williams, North Carolina, 1998 (5)
 100% (19-19), *Derrick McKey, Alabama, 1987 (3)
 100% (18-18), Harley Swift, East Tenn. St., 1968 (3)
 100% (18-18), Mike Vreeswyk, Temple, 1988 (4)
 100% (17-17), Henry Bibby, UCLA, 1971 (4)
 100% (17-17), Oliver Robinson, UAB, 1981 (3)
 100% (17-17), Rodney Monroe, North Carolina St., 1991 (2)

FREE-THROW PERCENTAGE**(Minimum 20 FTM)**

- 100% (35-35), Arthur Lee, Stanford, 1998 (5 games)
 100% (23-23), Richard Morgan, Virginia, 1989 (4)
 100% (21-21), Keith Van Horn, Utah, 1997 (4)
 100% (20-20), Shammond Williams, North Carolina, 1998 (5)
 97.1% (33-34), Lynn Greer, Temple, 2001 (4)
 96.3% (26-27), Sidney Moncrief, Arkansas, 1979 (3)
 96.2% (25-26), Jeff Lamp, Virginia, 1981 (5)
 96.2% (25-26), Michael Doleac, Utah, 1997 (4)
 96.0% (24-25), Dwayne McClain, Villanova, 1985 (6)
 95.7% (22-23), Marcus Williams, Connecticut, 2006 (4)

REBOUNDS

- 97, Elvin Hayes, Houston, 1968 (5 games)
 93, Artis Gilmore, Jacksonville, 1970 (5)
 91, Elgin Baylor, Seattle, 1958 (5)
 90, Sam Lacey, New Mexico St., 1970 (5)
 89, *Clarence Glover, Western Ky., 1971 (5)
 86, Len Chappell, Wake Forest, 1962 (5)
 83, Tom Sanders, New York U., 1960 (5)
 82, Don May, Dayton, 1967 (5)
 81, Nick Collison, Kansas, 2003 (6)
 77, John Green, Michigan St., 1957 (4)

REBOUNDS SINCE 1973

- 81, Nick Collison, Kansas, 2003 (6 games)
 75, Larry Johnson, UNLV, 1990 (6)
 73, Derrick Coleman, Syracuse, 1987 (6)
 68, *Chris Webber, Michigan, 1993 (6)
 68, Emeka Okafor, Connecticut, 2004 (6)
 67, Larry Bird, Indiana St., 1979 (5)
 65, Akeem Olatunji, Houston, 1983 (5)
 64, Cedric Maxwell, Charlotte, 1977 (5)
 64, Sean May, North Carolina, 2005 (6)
 63, Antawn Jamison, North Carolina, 1998 (5)

REBOUND AVERAGE**(Minimum Three Games)**

- 23.3 (70 rebounds in 3 games), Nate Thurmond, Bowling Green, 1963
 21.7 (65 in 3), Howard Jolliff, Ohio, 1960
 19.4 (97 in 5), Elvin Hayes, Houston, 1968
 19.3 (77 in 4), John Green, Michigan St., 1957
 19.0 (57 in 3), Paul Silas, Creighton, 1964
 18.8 (75 in 4), Lew Alcindor, UCLA, 1968
 18.6 (93 in 5), Artis Gilmore, Jacksonville, 1970
 18.3 (73 in 4), Jerry Lucas, Ohio St., 1961
 18.3 (55 in 3), James Ware, Oklahoma City, 1965
 18.2 (91 in 5), Elgin Baylor, Seattle, 1958

REBOUND AVERAGE SINCE 1973**(Minimum Three Games)**

- 17.0 (51 rebounds in 3 games), Marvin Barnes, Providence, 1974
 16.3 (49 in 3), Mike Franklin, Cincinnati, 1975
 15.3 (61 in 4), Tom Burleson, North Carolina St., 1974
 15.0 (45 in 3), Phil Hubbard, Michigan, 1977

- 15.0 (45 in 3), Sheldon Williams, Duke, 2006
 14.7 (44 in 3), Dale Davis, Clemson, 1990
 14.5 (58 in 4), Bill Walton, UCLA, 1973
 14.3 (57 in 4), Larry Kenon, Memphis, 1973
 14.3 (43 in 3), Tim Duncan, Wake Forest, 1995
 14.3 (43 in 3), Craig Smith, Boston College, 2006

ASSISTS

- 61, Mark Wade, UNLV, 1987 (5 games)
 56, Rumeal Robinson, Michigan, 1989 (6)
 51, T.J. Ford, Texas, 2003 (5)
 50, Deron Williams, Illinois, 2005 (6)
 49, Sherman Douglas, Syracuse, 1987 (6)
 47, Bobby Hurley, Duke, 1992 (6)
 46, Lazarus Sims, Syracuse, 1996 (6)
 45, Michael Jackson, Georgetown, 1985 (6)
 43, Bobby Hurley, Duke, 1991 (6)
 42, Cedric Hunter, Kansas, 1986 (5)
 42, Billy Donovan, Providence, 1987 (5)
 42, Jamal Meeks, Indiana, 1992 (5)

BLOCKED SHOTS

- 29, Joakim Noah, Florida, 2006 (6 games)
 24, Laren Woods, Arizona, 2001 (6)
 23, David Robinson, Navy, 1986 (4)
 21, *Marcus Camby, Massachusetts, 1996 (5)
 21, Ken Johnson, Ohio St., 1999 (5)
 20, Tim Perry, Temple, 1988 (4)
 19, Alonzo Mourning, Georgetown, 1989 (4)
 18, Cherokee Parks, Duke, 1994 (6)
 18, Marcus Camby, Massachusetts, 1995 (4)
 18, Jamaal Magloire, Kentucky, 1998 (6)

STEALS

- 23, Mookie Blaylock, Oklahoma, 1988 (6 games)
 19, *Edgar Padilla, Massachusetts, 1996 (5)
 19, Mike Kelley, Wisconsin, 2000 (5)
 18, Tommy Amaker, Duke, 1986 (6)
 18, Mark Wade, UNLV, 1987 (5)
 18, Lee Mayberry, Arkansas, 1990 (5)
 17, Kendall Gill, Illinois, 1989 (5)
 17, Antoine Walker, Kentucky, 1996 (6)
 17, Jason Terry, Arizona, 1997 (6)
 17, Wayne Turner, Kentucky, 1997 (6)
 17, Gilbert Arenas, Arizona, 2001 (6)

Individual Career**(Two-Year Minimum for Averages and Percentages)****POINTS**

- 407, Christian Laettner, Duke, 1989-92 (23 games)
 358, Elvin Hayes, Houston, 1966-68 (13)
 328, Danny Manning, Kansas, 1985-88 (16)
 324, Oscar Robertson, Cincinnati, 1958-60 (10)
 308, Glen Rice, Michigan, 1986-89 (13)
 304, Lew Alcindor, UCLA, 1967-69 (12)
 303, Bill Bradley, Princeton, 1963-65 (9)
 303, Corliss Williamson, Arkansas, 1993-95 (15)
 294, Juan Dixon, Maryland, 1999-2002 (16)
 289, Austin Carr, Notre Dame, 1969-71 (7)
 280, *Juwan Howard, Michigan, 1992-94 (16)
 279, Calbert Cheaney, Indiana, 1990-93 (13)
 278, Shane Battier, Duke, 1998-2001 (19)
 275, Jerry West, West Virginia, 1958-60 (9)
 269, Danny Fryer, Duke, 1986-89 (19)
 269, Grant Hill, Duke, 1991-94 (20)
 267, Nick Collison, Kansas, 2000-03 (16)
 266, Jerry Lucas, Ohio St., 1960-62 (12)
 260, Reggie Williams, Georgetown, 1984-87 (17)
 260, Miles Simon, Arizona, 1995-98 (14)

SCORING AVERAGE**(Minimum Six Games)**

- 41.3 (289 points in 7 games), Austin Carr, Notre Dame, 1969-71
 33.7 (303 in 9), Bill Bradley, Princeton, 1963-65
 32.4 (324 in 10), Oscar Robertson, Cincinnati, 1958-60
 30.6 (275 in 9), Jerry West, West Virginia, 1958-60
 30.5 (183 in 6), Bob Pettit, LSU, 1953-54
 29.3 (176 in 6), Dan Issel, Kentucky, 1968-70
 29.3 (176 in 6), *Jim McDaniels, Western Ky., 1970-71
 29.2 (175 in 6), *Dwight Lamar, La.-Lafayette, 1972-73
 29.1 (204 in 7), Bo Kimble, Loyola Marymount, 1988-90

- 28.6 (200 in 7), David Robinson, Navy, 1985-87
 27.8 (167 in 6), Hank Finkel, Dayton, 1965-66
 27.6 (221 in 8), Len Chappell, Wake Forest, 1961-62
 27.5 (358 in 13), Elvin Hayes, Houston, 1966-68
 27.4 (192 in 7), Bob Houbregs, Washington, 1951, 53
 27.0 (162 in 6), Don Schlundt, Indiana, 1953-54
 26.7 (160 in 6), Travis Mays, Texas, 1989-90
 25.9 (207 in 8), Dennis Scott, Georgia Tech, 1988-90
 25.8 (155 in 6), Ollie Johnson, San Francisco, 1963-65
 25.7 (180 in 7), Kenny Anderson, Georgia Tech, 1990-91
 25.5 (153 in 6), Barry Kramer, New York U., 1962-63

FIELD GOALS

- 152, Elvin Hayes, Houston, 1966-68 (13 games)
 140, Danny Manning, Kansas, 1985-88 (16)
 128, Glen Rice, Michigan, 1986-89 (13)
 128, Christian Laettner, Duke, 1989-92 (23)
 123, Corliss Williamson, Arkansas, 1993-95 (15)

FIELD GOALS ATTEMPTED

- 310, Elvin Hayes, Houston, 1966-68 (13 games)
 257, Danny Manning, Kansas, 1985-88 (16)
 235, Oscar Robertson, Cincinnati, 1958-60 (10)
 225, Austin Carr, Notre Dame, 1969-71 (7)
 224, Glen Rice, Michigan, 1986-89 (13)

FIELD-GOAL PERCENTAGE**(Minimum 70 FGM)**

- 68.6% (109-159), Bill Walton, UCLA, 1972-74 (12 games)
 68.4% (78-114), Stephen Thompson, Syracuse 1987-90 (15)
 68.0% (70-103), Brad Daugherty, North Carolina, 1983-86 (12)
 65.2% (86-132), Andre Hutson, Michigan St., 1998-2001 (19)
 65.1% (95-146), Akeem Olajuwon, Houston, 1982-84 (15)

THREE-POINT FIELD GOALS

- 42, Bobby Hurley, Duke, 1990-93 (20 games)
 40, Tony Delk, Kentucky, 1993-96 (17)
 39, J.J. Redick, Duke, 2003-06 (14)
 38, Jeff Fryer, Loyola Marymount, 1988-90 (7)
 38, Donald Williams, North Carolina, 1992-95 (15)
 38, Juan Dixon, Maryland, 1999-2002 (16)

THREE-POINT FIELD GOALS ATTEMPTED

- 115, J.J. Redick, Duke, 2003-06 (14)
 112, Jason Williams, Duke, 2000-02 (12 games)
 103, Anderson Hunt, UNLV, 1989-91 (15)
 100, Jeff Boschee, Kansas, 1999-2002 (12)
 97, Jeff Fryer, Loyola Marymount, 1988-90 (7)

THREE-POINT FIELD-GOAL PERCENTAGE**(Minimum 20 FGM)**

- 65.0% (26-40), William Scott, Kansas St., 1987-88 (5 games)
 62.5% (20-32), Sam Cassell, Florida St., 1992-93 (7)
 61.8% (21-34), Steve Alford, Indiana, 1984, 86-87 (10)
 59.5% (25-42), Brian Boddicker, Texas, 2001-04 (12)
 56.5% (35-62), Glen Rice, Michigan, 1986-89 (13)

FREE THROWS MADE

- 142, Christian Laettner, Duke, 1989-92 (23 games)
 90, Oscar Robertson, Cincinnati, 1958-60 (10)
 87, Bill Bradley, Princeton, 1963-65 (9)
 83, Ed Pinckney, Villanova, 1982-85 (14)
 82, Michael Doleac, Utah, 1995-98 (15)

FREE THROWS ATTEMPTED

- 167, Christian Laettner, Duke, 1989-92 (23 games)
 119, Lew Alcindor, UCLA, 1967-69 (12)
 116, Oscar Robertson, Cincinnati, 1958-60 (10)
 115, Ed Pinckney, Villanova, 1982-85 (14)
 114, Jerry West, West Virginia, 1958-60 (9)

FREE-THROW PERCENTAGE**(Minimum 30 FTM)**

- 97.7% (42-43), Keith Van Horn, Utah, 1995-97 (8 games)
 95.7% (45-47), LaBradford Smith, Louisville, 1988-90 (8)
 94.9% (37-39), Phil Ford, North Carolina, 1975-78 (10)
 94.3% (33-35), Lawrence Moten, Syracuse, 1992, 1994-95 (7)
 93.9% (46-49), John McCarthy, Notre Dame, 1957-58 (6)

FREE-THROW PERCENTAGE**(Minimum 50 FTM)**

- 93.5% (58-62), Arthur Lee, Stanford, 1996-99 (12) (12 games)
 91.6% (87-95), Bill Bradley, Princeton, 1963-65 (9)
 90.6% (58-64), Steve Alford, Indiana, 1984, 86-87 (10)
 89.8% (53-59), Johnny Cox, Kentucky, 1957-59 (8)
 88.7% (55-62), Brevin Knight, Stanford, 1995-97 (7)

REBOUNDS

- 222, Elvin Hayes, Houston, 1966-68 (13 games)
 201, Lew Alcindor, UCLA, 1967-69 (12)
 197, Jerry Lucas, Ohio St., 1960-62 (12)
 181, Nick Collison, Kansas, 2000-03 (16)
 176, Bill Walton, UCLA, 1972-74 (12)
 169, Christian Laettner, Duke, 1989-92 (23)
 165, Tim Duncan, Wake Forest, 1994-97 (11)
 160, Paul Hogue, Cincinnati, 1960-62 (12)
 157, Sam Lacey, New Mexico St., 1968-70 (11)
 155, Derrick Coleman, Syracuse, 1987-90 (14)
 153, Akeem Olajuwon, Houston, 1982-84 (15)
 144, Patrick Ewing, Georgetown, 1982-85 (18)
 141, Emeka Okafor, Connecticut, 2002-04 (13)
 138, Marques Johnson, UCLA, 1974-77 (16)
 138, George Lynch, North Carolina, 1990-93 (17)
 137, Len Chappell, Wake Forest, 1961-62 (8)
 137, Lonny Baxter, Maryland, 1999-2002 (16)
 136, Shelden Williams, Duke, 2003-06 (13)
 135, Ed Pinckney, Villanova, 1982-85 (14)
 135, Shane Battier, Duke, 1998-2001 (19)

REBOUNDS SINCE 1973

- 181, Nick Collison, Kansas, 2000-03 (16 games)
 169, Christian Laettner, Duke, 1989-92 (23)
 165, Tim Duncan, Wake Forest, 1994-97 (11)
 155, Derrick Coleman, Syracuse, 1987-90 (14)
 153, Akeem Olajuwon, Houston, 1982-84 (15)
 144, Patrick Ewing, Georgetown, 1982-85 (18)
 141, Emeka Okafor, Connecticut, 2002-04 (13)
 138, Marques Johnson, UCLA, 1974-77 (16)
 138, George Lynch, North Carolina, 1990-93 (17)
 137, Lonny Baxter, Maryland, 1999-2002 (16)
 136, Shelden Williams, Duke, 2003-06 (13)
 135, Ed Pinckney, Villanova, 1982-85 (14)
 135, Shane Battier, Duke, 1998-2001 (19)
 134, Grant Hill, Duke, 1991-94 (20)
 131, Danny Ferry, Duke, 1986-89 (19)
 129, Sam Perkins, North Carolina, 1981-84 (15)
 128, Mark Madsen, Stanford, 1997-2000 (12)

REBOUNDING AVERAGE**(Minimum Six Games)**

- 19.7 (118 rebounds in 6 games), John Green, Michigan St., 1957, 59
 19.2 (115 in 6), Artis Gilmore, Jacksonville, 1970-71
 18.5 (111 in 6), Paul Silas, Creighton, 1962-64
 17.1 (137 in 8), Len Chappell, Wake Forest, 1961-62
 17.1 (222 in 13), Elvin Hayes, Houston, 1966-68
 16.8 (201 in 12), Lew Alcindor, UCLA, 1967-69
 16.4 (97 in 12), Jerry Lucas, Ohio St., 1960-62
 16.2 (97 in 6), Ollie Johnson, San Francisco, 1963-65
 15.8 (95 in 6), Clarence Glover, Western Ky., 1970-71
 15.0 (165 in 11), Tim Duncan, Wake Forest, 1994-97

REBOUNDING AVERAGE SINCE 1973**(Minimum Seven Games)**

- 15.0 (165 in 11), Tim Duncan, Wake Forest, 1994-97
 14.1 (99 in 7), Marvin Barnes, Providence, 1973-74
 14.0 (112 in 8), Bill Walton, UCLA, 1973-74
 13.3 (106 in 8), Phil Hubbard, Michigan, 1976-77
 12.3 (86 in 7), David Robinson, Navy, 1985-87
 12.0 (96 in 8), Maurice Lucas, Marquette, 1973-74
 11.5 (126 in 11), Larry Johnson, UNLV, 1990-91
 11.3 (181 in 16), Nick Collison, Kansas, 2000-03
 11.3 (113 in 10), Ralph Sampson, Virginia, 1981-83
 11.3 (90 in 8), Greg Kelsner, Michigan St., 1978-79

ASSISTS

- 145, Bobby Hurley, Duke, 1990-93 (20 games)
 118, Ed Cota, North Carolina, 1997-2000 (16)
 106, Sherman Douglas, Syracuse, 1986-89 (14)
 104, Aaron Miles, Kansas, 2002-05 (16)
 100, Greg Anthony, UNLV, 1989-91 (15)

BLOCKED SHOTS

- 50, Tim Duncan, Wake Forest, 1994-97 (11 games)
 43, *Marcus Camby, Massachusetts, 1994-96 (11)
 42, Shane Battier, Duke, 1998-2001 (19)
 39, Shelden Williams, Duke, 2003-06 (13)

- 38, Emeka Okafor, Connecticut, 2002-04 (13)
 38, Channing Frye, Arizona, 2002-05 (12)

STEALS

- 39, Grant Hill, Duke, 1991-94 (20 games)
 38, Wayne Turner, Kentucky, 1996-99 (21)
 37, Chris Duhon, Duke, 2001-04 (17)
 35, Anthony Epps, Kentucky, 1994-97 (18)
 32, Mookie Blaylock, Oklahoma, 1988-89 (9)
 32, Christian Laettner, Duke, 1989-92 (23)
 32, Bobby Hurley, Duke, 1990-93 (20)

GAMES PLAYED

- 23, Christian Laettner, Duke, 1989-92
 22, Greg Koubek, Duke, 1988-91
 22, Brian Davis, Duke, 1989-92
 21, Wayne Turner, Kentucky, 1996-99
 20, Thomas Hill, Duke, 1990-93
 20, Bobby Hurley, Duke, 1990-93
 20, Grant Hill, Duke, 1991-94
 20, Antonio Lang, Duke, 1991-94

Team Game**POINTS**

- 149, Loyola Marymount vs. Michigan (115), 2nd R, 3-18-1990
 131, UNLV vs. Loyola Marymount (101), RF, 3-25-1990
 127, *St. Joseph's vs. Utah (120), N3d, 3-25-1961 (4 ot)
 124, Oklahoma vs. Louisiana Tech (81), 2nd R, 3-18-1989
 123, North Carolina vs. Loyola Marymount (97), 2nd R, 3-19-1988
 121, Iowa vs. Notre Dame (106), R3d, 3-14-1970
 121, UNLV vs. San Francisco (95), 1st R, 3-12-1977
 120, Utah vs. St. Joseph's (127), N3d, 3-25-1961 (4 ot)
 120, Arkansas vs. Loyola Marymount (101), 1st R, 3-16-1989
 119, Houston vs. Notre Dame (106), R3d, 3-20-1971
 119, Loyola Marymount vs. Wyoming (115), 1st R, 3-17-1988

FEWEST POINTS

- 20, North Carolina vs. Pittsburgh (26), RF, 3-21-1941
 24, Springfield vs. Indiana (48), RF, 3-20-1940
 26, Pittsburgh vs. North Carolina (20), RF, 3-21-1941
 28, Kentucky vs. Dartmouth (47), NSF, 3-21-1942
 29, Western Ky. vs. Duquesne (30), RF, 3-20-1940
 29, Baylor vs. Oklahoma St. (44), RF, 3-22-1946
 30, Brown vs. Villanova (42), RF, 3-17-1939
 30, Duquesne vs. Western Ky. (29), RF, 3-20-1940
 30, Duquesne vs. Indiana (39), NSF, 3-21-1940
 30, Pittsburgh vs. Wisconsin (36), NSF, 3-22-1941
 30, Oregon St. vs. Oklahoma St. (55), NSF, 3-19-1949

WINNING MARGIN

- 69, Loyola (Ill.) (111) vs. Tennessee Tech (42), 1st R, 3-11-1963
 58, Kansas (110) vs. Prairie View (52), 1st R, 3-13-1998
 49, UCLA (109) vs. Wyoming, (60), RSF, 3-17-1967
 49, Syracuse (101) vs. Brown (52), 1st R, 3-14-1986
 47, Duke (101) vs. Connecticut (54), RF, 3-14-1964
 47, DePaul (99) vs. Eastern Ky. (52), 1st R, 3-9-1965
 47, Duke (84) vs. Winthrop (37), 1st R, 3-14-2002
 46, Kentucky (113) vs. Mt. St. Mary's (67), 1st R, 3-16-1995
 45, North Carolina (112) vs. Rhode Island (67), 2nd R, 3-20-1993
 44, Kentucky (96) vs. Rider (52), 1st R, 3-19-1993
 43, *Villanova (90) vs. Penn (47), RF, 3-20-1971
 43, Oklahoma (124) vs. Louisiana Tech (81), 2nd R, 3-18-1989
 43, Indiana (97) vs. Wright St. (54), 1st R, 3-19-1993
 43, Duke (95) vs. Monmouth (52), 1st R, 3-15-2001

SMALLEST WINNING MARGIN

- 1, 164 tied (most recent: three in 2006)

POINTS BY LOSING TEAM

- 120, Utah vs. *St. Joseph's (127), N3d, 3-25-1961 (4 ot)
 115, Wyoming vs. Loyola Marymount (119), 1st R, 3-17-1988

115, Michigan vs. Loyola Marymount (149), 2nd R, 3-18-1990
 109, UNLV vs. Arizona (114), RSF, 3-18-1976 (ot)
 106, Notre Dame vs. Iowa (121), R3d, 3-14-1970
 106, Notre Dame vs. Houston (119), R3d, 3-20-1971
 105, Wake Forest vs. West Virginia (111), 2nd R, 3-19-2005 (2 ot)
 103, Iowa vs. Jacksonville (104), RSF, 3-12-1970
 103, Kentucky vs. Duke (104), RF, 3-28-1992 (ot)
 102, Brigham Young vs. Oklahoma City (112), R3d, 3-13-1965
 102, UCLA vs. Tulsa (112), 1st R, 3-18-1994

FIELD GOALS

52, Iowa vs. Notre Dame, R3d, 3-14-1970
 51, UCLA vs. Dayton, RSF, 3-14-1974 (3 ot)
 51, UNLV vs. Loyola Marymount, RF, 3-25-1990
 50, Utah vs. St. Joseph's, N3d, 3-25-1961 (4 ot)
 50, Kentucky vs. Austin Peay, RSF, 3-15-1973 (ot)
 50, Notre Dame vs. Austin Peay, 1st R, 3-9-1974
 49, Notre Dame vs. Vanderbilt, R3d, 3-16-1974
 49, UNLV vs. San Francisco, 1st R, 3-12-1977
 49, North Carolina vs. Loyola Marymount, 2nd R, 3-19-1988
 49, Loyola Marymount vs. Michigan, 2nd R, 3-18-1990

FEWEST FIELD GOALS

8, Springfield vs. Indiana, 1st R, 3-20-1940
 9, Pittsburgh vs. North Carolina, RSF, 3-21-1941
 9, North Carolina vs. Pittsburgh, RSF, 3-21-1941
 9, Oklahoma St. vs. Kentucky, CH, 3-26-1949
 10, Wisconsin vs. Pittsburgh, NSF, 3-22-1941
 10, Kentucky vs. Dartmouth, NSF, 3-21-1942
 10, Harvard vs. Ohio St., 1st R, 3-21-1946
 11, eight tied (most recent: Oregon St. vs. Oklahoma St., NSF, 3-19-1949)

FIELD GOALS ATTEMPTED

112, Marshall vs. La-Lafayette, 1st R, 3-11-1972
 106, Indiana vs. Miami (Ohio), R3d, 3-15-1958
 105, *Western Ky. vs. Villanova, NSF, 3-25-1971 (2 ot)
 103, St. Joseph's vs. West Virginia, R3d, 3-12-1960
 103, Utah vs. St. Joseph's, N3d, 3-25-1961 (4 ot)
 103, Loyola Marymount vs. North Carolina, 2nd R, 3-19-1988
 102, Notre Dame vs. Houston, R3d, 3-20-1971
 101, Holy Cross vs. North Carolina St., RSF, 3-24-1950
 101, *St. Joseph's vs. Utah, N3d, 3-25-1961 (4 ot)
 100, Iowa vs. Morehead St., RSF, 3-16-1956
 100, UCLA vs. San Francisco, RSF, 3-16-1956
 100, Houston vs. Pacific, R3d, 3-12-1966
 100, Rutgers vs. UCLA, N3d, 3-29-1976

FIELD-GOAL PERCENTAGE

80.0% (28-35), Oklahoma St. vs. Tulane, 2nd R, 3-22-1992
 79.0% (49-62), North Carolina vs. Loyola Marymount, 2nd R, 3-19-1988
 78.6% (22-28), Villanova vs. Georgetown, CH, 4-1-1985
 75.0% (33-44), Northeastern vs. VCU, 1st R, 3-16-1984
 74.4% (29-39), Georgetown vs. Oregon St., RF, 3-20-1982
 73.2% (30-41), North Carolina St. vs. UTEP, 2nd R, 3-17-1985
 72.7% (40-55), *Alabama vs. New Orleans, 2nd R, 3-14-1987
 71.4% (30-42), Villanova vs. Marshall, 1st R, 3-16-1984
 71.4% (25-35), Georgetown vs. Notre Dame, 2nd R, 3-19-1989
 70.5% (31-44), Washington vs. Duke, 2nd R, 3-18-1984

LOWEST FIELD-GOAL PERCENTAGE

12.7% (8-63), Springfield vs. Indiana, RSF, 3-20-1940
 13.9% (10-72), Harvard vs. Ohio St., RSF, 3-21-1946
 19.4% (14-72), Creighton vs. Cincinnati, RSF, 3-16-1962
 19.5% (15-77), North Carolina St. vs. Baylor, N3d, 3-28-1950
 20.6% (13-63), Arkansas vs. Oregon St., RSF, 3-18-1949
 21.5% (14-65), Washington St. vs. Wisconsin, CH,

3-29-1941
 22.0% (18-82), Tennessee Tech vs. Loyola (Ill.), 1st R, 3-11-1963
 22.9% (16-70), St. John's (N.Y.) vs. Kentucky, RSF, 3-22-1951
 23.2% (13-56), Indiana vs. Duquesne, RF, 3-23-1940
 23.3% (17-73), Prairie View vs. Kansas, 1st R, 3-13-1998

THREE-POINT FIELD GOALS

21, Loyola Marymount vs. Michigan, 2nd R, 3-18-1990
 18, Duke vs. Monmouth, 1st R, 3-15-2001
 18, West Virginia vs. Louisville, RF, 3-26-2005 (ot)
 17, Loyola Marymount vs. UNLV, RF, 3-25-1990
 16, Kentucky vs. Wake Forest, RSF, 3-25-1993
 16, Georgia Tech vs. Boston College, 2nd R, 3-17-1996
 16, UC Santa Barb. vs. Arizona, 1st R, 3-14-2002
 16, Illinois vs. Arizona, RF, 3-26-2005
 16, Indiana vs. Gonzaga, 2nd R, 3-18-2006
 15, nine tied (most recent: West Virginia vs. Texas, RSF, 3-23-2006)

THREE-POINT FIELD GOALS ATTEMPTED

43, St. Joseph's vs. Boston College, 2nd R, 3-15-1997 (ot)
 42, Long Island vs. Villanova, 1st R, 3-13-1997
 41, Loyola Marymount vs. UNLV, RF, 3-25-1990
 40, Loyola Marymount vs. Michigan, 2nd R, 3-18-1990
 40, Illinois vs. North Carolina, CH, 4-4-2005
 39, Loyola Marymount vs. North Carolina, 2nd R, 3-19-1988
 39, Loyola Marymount vs. Arkansas, 1st R, 3-16-1989
 39, St. Louis vs. Wake Forest, 2nd R, 3-18-1995
 38, Kentucky vs. Marquette, 2nd R, 3-20-1994
 38, Chattanooga vs. Connecticut, 1st R, 3-16-1995
 38, Duke vs. Monmouth, 1st R, 3-15-2001

THREE-POINT FIELD-GOAL PERCENTAGE (Minimum Seven 3FGM)

88.9% (8-9), Kansas St. vs. Georgia, 1st R, 3-12-1987 (ot)
 81.8% (9-11), *Alabama vs. N.C. A&T, 1st R, 3-13-1987
 80.0% (8-10), Kansas St. vs. Purdue, RSF, 3-25-1988
 80.0% (8-10), Maryland vs. Massachusetts, 2nd R, 3-19-1994
 78.9% (15-19), Indiana vs. Kent St., RF, 3-23-2002
 77.8% (7-9), Colorado vs. Indiana, 1st R, 3-13-1997
 76.9% (10-13), Kansas St. vs. DePaul, 2nd R, 3-19-1988
 73.7% (14-19), Duke vs. Southern Ill., 1st R, 3-18-1993
 73.3% (11-15), Texas vs. Princeton, 1st R, 3-18-2004
 72.7% (8-11), Duke vs. Indiana, RSF, 3-20-1987
 72.7% (8-11), Alabama vs. Colorado St., 1st R, 3-16-1990
 72.7% (8-11), Kansas vs. California, RSF, 3-25-1993

FREE THROWS MADE

43, Arizona vs. Illinois, RF, 3-25-2001
 41, Utah vs. Santa Clara, R3d, 3-12-1960
 41, Navy vs. Syracuse, 2nd R, 3-16-1986
 39, Seattle vs. Utah, R3d, 3-12-1955
 39, UTEP vs. Tulsa, 1st R, 3-15-1985
 38, Bradley vs. Colorado, RSF, 3-12-1954
 38, Loyola (Ill.) vs. Kentucky, R3d, 3-14-1964
 37, Morehead St. vs. Pittsburgh, 1st R, 3-11-1957
 37, *St. Joseph's vs. Utah, N3d, 3-25-1961 (4 ot)
 37, Jacksonville vs. St. Bonaventure, NSF, 3-19-1970
 37, Xavier vs. Kansas St., 1st R, 3-16-1990

FREE THROWS ATTEMPTED

56, Arizona vs. Illinois, RF, 3-25-2001
 55, UTEP vs. Tulsa, 1st R, 3-15-1985
 54, Morehead St. vs. Pittsburgh, 1st R, 3-11-1957
 53, Morehead St. vs. Iowa, RSF, 3-16-1956
 52, Iowa vs. Morehead St., RSF, 3-16-1956
 52, Seattle vs. UCLA, R3d, 3-17-1956
 52, Weber St. vs. Hawaii, 1st R, 3-11-1972
 52, Navy vs. Syracuse, 2nd R, 3-16-1986
 51, Seattle vs. Utah, R3d, 3-12-1955
 50, West Virginia vs. St. Joseph's, RSF, 3-13-1959
 50, Notre Dame vs. Kansas, 1st R, 3-15-1975

FREE-THROW PERCENTAGE (Minimum 15 FTM)

100% (22-22), Fordham vs. South Carolina, R3d, 3-20-1971
 100% (18-18), Kentucky vs. Utah, 2nd R, 3-23-2003

100% (17-17), Dayton vs. Villanova, 1st R, 3-15-1985
 100% (17-17), Villanova vs. Kentucky, RSF, 3-24-1988
 95.8% (23-24), Oklahoma St. vs. Loyola (La.), 1st R, 3-11-1958
 95.5% (21-22), Vanderbilt vs. Marquette, RSF, 3-14-1974
 95.5% (21-22), Connecticut vs. North Carolina St., 2nd R, 3-17-2002
 95.2% (20-21), Notre Dame vs. Vanderbilt, R3d, 3-16-1974
 95.2% (20-21), Iowa vs. North Carolina St., 2nd R, 3-19-1989 (2 ot)
 95.0% (19-20), North Carolina St. vs. St. John's (N.Y.), R3d, 3-24-1951
 95.0% (19-20), Iowa vs. Georgetown, RF, 3-16-1980
 95.0% (19-20), Oklahoma St. vs. Louisville, 2nd R, 3-21-1993
 95.0% (19-20), Marquette vs. Missouri, 2nd R, 3-22-2003 (ot)

REBOUNDS

86, Notre Dame vs. Tennessee Tech, 1st R, 3-11-1958
 76, Temple vs. Connecticut, RSF, 3-16-1956
 76, Houston vs. North Carolina, N3d, 3-25-1967
 76, Houston vs. TCU, RF, 3-25-1968
 76, UCLA vs. Weber St., RSF, 3-18-1972
 72, UCLA vs. Seattle, R3d, 3-17-1956
 72, Seattle vs. Utah St., R3d, 3-14-1964
 71, Kansas St. vs. Houston, R3d, 3-17-1970
 70, Western Ky. vs. Miami (Fla.), 1st R, 3-8-1960
 70, Arizona St. vs. Southern California, RSF, 3-17-1961

REBOUND MARGIN

42, Notre Dame (86) vs. Tennessee Tech (44), 1st R, 3-11-1958
 35, St. John's (N.Y.) (56) vs. Connecticut (21), 1st R, 3-20-1951
 35, Kansas (64) vs. Prairie View (29), 1st R, 3-13-1998
 34, Kansas (61) vs. Jackson St. (27), 1st R, 3-13-1997
 33, Cincinnati (68) vs. Texas Tech (35), RSF, 3-17-1961
 33, Kansas (56) vs. Syracuse (23), 2nd R, 3-18-2001
 30, Louisiana Tech (56) vs. Pittsburgh (26), 1st R, 3-14-1985
 30, Kansas (45) vs. Evansville (15), 1st R, 3-12-1999
 29, West Virginia (63) vs. Dartmouth (34), 1st R, 3-10-1959
 29, Utah (59) vs. Loyola Marymount (30), RSF, 3-17-1961
 29, Indiana (52) vs. Robert Morris (23), 1st R, 3-11-1982
 29, Texas (45) vs. West Virginia (16), RSF, 3-23-2006

ASSISTS

36, North Carolina vs. Loyola Marymount, 2nd R, 3-19-1988
 35, UNLV vs. Loyola Marymount, RF, 3-25-1990
 35, Kentucky vs. San Jose St., 1st R, 3-14-1996
 33, Loyola Marymount vs. Michigan, 2nd R, 3-18-1990
 33, Kansas vs. Chattanooga, 1st R, 3-17-1994
 33, Kentucky vs. Mt. St. Mary's, 1st R, 3-16-1995
 32, Arkansas vs. Georgia St., 1st R, 3-15-1991
 32, Kansas vs. Howard, 1st R, 3-20-1992
 32, *Michigan vs. East Tenn. St., 2nd R, 3-22-1992
 32, Kansas vs. South Carolina St., 1st R, 3-15-1996

BLOCKED SHOTS

14, Kentucky vs. UCLA, RSF, 3-20-1998
 13, Louisville vs. Illinois, RSF, 3-24-1989
 13, Brigham Young vs. Virginia, 1st R, 3-14-1991
 13, Kansas vs. Jackson St., 1st R, 3-13-1997
 12, Clemson vs. St. Mary's (Cal.), 1st R, 3-16-1989
 12, LSU vs. Brigham Young, 1st R, 3-19-1992
 12, Massachusetts vs. Stanford, 2nd R, 3-19-1995
 12, Wyoming vs. Gonzaga, 1st R, 3-14-2002
 11, 10 tied (most recent: LSU vs. Iona, 1st R, 3-16-2006)

STEALS

19, Providence vs. Austin Peay, 2nd R, 3-14-1987 (ot)
 19, Connecticut vs. Boston U., 1st R, 3-15-1990
 19, Washington vs. Connecticut, RSF, 3-24-2006
 18, Xavier vs. Kansas, 1st R, 3-18-1988
 18, Arkansas vs. Holy Cross, 1st R, 3-18-1993
 18, Louisville vs. Tulsa, 1st R, 3-15-1996
 18, Mississippi Val. vs. Georgetown, 1st R, 3-15-1996

18, Penn St. vs. North Carolina, 2nd R, 3-18-2001
 17, Seton Hall vs. Pepperdine, 1st R, 3-14-1991
 17, Duke vs. St. John's (N.Y.), RF, 3-24-1991
 17, Kentucky vs. Tennessee St., 1st R, 3-18-1994
 17, Duke vs. Michigan St., 2nd R, 3-20-1994
 17, Kentucky vs. San Jose St., 1st R, 3-14-1996
 17, Duke vs. Radford, 1st R, 3-13-1998
 17, Duke vs. UCLA, RSF, 3-22-2001

PERSONAL FOULS

41, Dayton vs. Illinois, RSF, 3-21-1952
 39, Kansas vs. Notre Dame, 1st R, 3-15-1975
 36, UCLA vs. Seattle, R3d, 3-17-1956
 36, North Carolina vs. Texas A&M, 2nd R, 3-9-1980
 36, Illinois vs. Arizona, RF, 3-25-2001
 35, St. John's (N.Y.) vs. Kansas, CH, 3-26-1952
 35, Iowa vs. Morehead St., RSF, 3-16-1956
 35, Hawaii vs. Weber St., 1st R, 3-11-1972
 35, DePaul vs. VMI, RSF, 3-18-1976 (ot)
 35, DePaul vs. Boston College, 2nd R, 3-14-1982
 35, *Texas Tech vs. Georgetown, RSF, 3-21-1996

PLAYERS DISQUALIFIED

6, Kansas vs. Notre Dame, 1st R, 3-15-1975
 6, Illinois vs. Arizona, RF, 3-25-2001
 5, Dayton vs. Illinois, RSF, 3-21-1952
 5, St. Joseph's vs. West Virginia, RSF, 3-13-1959
 5, DePaul vs. VMI, RSF, 3-18-1976 (ot)
 5, DePaul vs. Boston College, 2nd R, 3-14-1982
 5, Syracuse vs. Virginia, RSF, 3-22-1984
 5, Wyoming vs. Loyola Marymount, 1st R, 3-17-1988
 5, Washington vs. Connecticut, RSF, 3-24-2006 (ot)
 4, 30 tied (most recent: *Texas Tech vs. Georgetown, RSF, 3-21-1996)

Two-Team Game**POINTS**

264, Loyola Marymount (149) vs. Michigan (115), 2nd R, 3-18-1990
 247, *St. Joseph's (127) vs. Utah (120), N3d, 3-25-1961 (4 ot)
 234, Loyola Marymount (119) vs. Wyoming (115), 1st R, 3-17-1988
 232, UNLV (131) vs. Loyola Marymount (101), RF, 3-25-1990
 227, Iowa (121) vs. Notre Dame (106), R3d, 3-14-1970
 225, Houston (119) vs. Notre Dame (106), R3d, 3-20-1971
 223, Arizona (114) vs. UNLV (109), RSF, 3-18-1976 (ot)
 221, Arkansas (120) vs. Loyola Marymount (101), 1st R, 3-16-1989
 220, North Carolina (123) vs. Loyola Marymount (97), 2nd R, 3-19-1988
 216, UNLV (121) vs. San Francisco (95), 1st R, 3-12-1977
 216, West Virginia (111) vs. Wake Forest (105), 2nd R, 3-19-2005 (2 ot)

FEWEST POINTS

46, Pittsburgh (26) vs. North Carolina (20), RF, 3-21-1941
 59, Duquesne (30) vs. Western Ky. (29), RF, 3-20-1940
 66, Wisconsin (36) vs. Pittsburgh (30), NSF, 3-22-1941
 69, Indiana (39) vs. Duquesne (30), NSF, 3-21-1940
 70, Southern California (38) vs. Colorado (32), RF, 3-20-1940
 71, Utah (40) vs. Iowa St. (31), NSF, 3-24-1944
 72, Villanova (42) vs. Brown (30), RF, 3-17-1939
 72, Indiana (48) vs. Springfield (24), RF, 3-20-1940
 73, Wisconsin (39) vs. Washington St. (34), CH, 3-29-1941
 73, Oklahoma St. (44) vs. Baylor (29), RF, 3-22-1946
 73, Georgetown (37) vs. SMU (36), RSF, 3-23-1984

FIELD GOALS

97, Iowa (52) vs. Notre Dame (45), R3d, 3-14-1970
 96, Kentucky (50) vs. Austin Peay (46), RSF, 3-15-1973 (ot)
 95, Utah (50) vs. *St. Joseph's (45), N3d, 3-25-1961 (4 ot)
 94, Loyola Marymount (49) vs. Michigan (45), 2nd R, 3-18-1990

91, UCLA (51) vs. Dayton (40), RSF, 3-14-1974 (3 ot)

FIELD GOALS ATTEMPTED

204, Utah (103) vs. *St. Joseph's (101), N3d, 3-25-1961 (4 ot)
 196, Austin Peay (99) vs. Kentucky (97), RSF, 3-15-1973 (ot)
 195, Iowa (98) vs. Notre Dame (97), R3d, 3-14-1970
 194, Indiana (106) vs. Miami (Ohio) (88), R3d, 3-15-1958
 194, Houston (100) vs. Pacific (94), R3d, 3-12-1966

THREE-POINT FIELD GOALS

29, West Virginia (18) vs. Louisville (11), RF, 3-26-2005 (ot)
 28, Seton Hall (15) vs. Temple (13), 2nd R, 3-19-2000 (ot)
 27, Wisconsin (15) vs. *Missouri (12), 2nd R, 3-19-1994
 27, Missouri (15) vs. Marquette (12), 2nd R, 3-22-2003 (ot)
 26, Temple (14) vs. Cincinnati (12), 1st R, 3-16-1995
 26, UC Santa Barb. (16) vs. Arizona (10), 1st R, 3-14-2002

THREE-POINT FIELD GOALS ATTEMPTED

66, UCLA (36) vs. Cincinnati (30), 2nd R, 3-17-2002
 62, Arkansas (34) vs. North Carolina (28), NSF, 4-1-1995
 62, St. Joseph's (43) vs. Boston College (19), 2nd R, 3-15-1997 (ot)
 62, Temple (32) vs. Seton Hall (30), 2nd R, 3-19-2000 (ot)
 61, Temple (32) vs. Lafayette (29), 1st R, 3-17-2000
 61, Duke (38) vs. Monmouth (23), 1st R, 3-15-2001

FREE THROWS MADE

69, Morehead St. (37) vs. Pittsburgh (32), 1st R, 3-11-1957
 68, Iowa (35) vs. Morehead St. (33), RSF, 3-16-1956
 68, Oklahoma City (35) vs. Kansas St. (33), RSF, 3-16-1956
 64, Bradley (38) vs. Colorado (26), RSF, 3-12-1954
 63, four tied (most recent: Arizona [43] vs. Illinois [20], RF, 3-25-2001)

FREE THROWS ATTEMPTED

105, Morehead St. (53) vs. Iowa (52), RSF, 3-16-1956
 97, Morehead St. (54) vs. Pittsburgh (43), 1st R, 3-11-1957
 92, Oklahoma City (48) vs. Kansas St. (44), RSF, 3-16-1956
 92, Seattle (52) vs. UCLA (40), R3d, 3-17-1956
 91, Manhattan (49) vs. West Virginia (42), 1st R, 3-11-1958

REBOUNDS

134, Marshall (68) vs. *La-Lafayette (66), 1st R, 3-11-1972
 132, Pacific (67) vs. Houston (65), R3d, 3-12-1966
 131, Houston (76) vs. TCU (55), RF, 3-16-1968
 130, Notre Dame (86) vs. Tennessee Tech (44), 1st R, 3-11-1958
 130, UCLA (76) vs. Weber St. (54), RSF, 3-18-1972
 128, UCLA (72) vs. Seattle (56), R3d, 3-17-1956
 128, Utah (65) vs. *St. Joseph's (63), N3d, 3-25-1961 (4 ot)
 128, Houston (76) vs. North Carolina (52), N3d, 3-25-1967
 126, Drake (66) vs. Notre Dame (60), RSF, 3-18-1971 (ot)
 124, three tied (most recent: Kansas St. [71] vs. Houston [53], R3d, 3-17-1970)

ASSISTS

58, UNLV (35) vs. Loyola Marymount (23), RF, 3-25-1990
 55, Michigan (30) vs. *Florida (25), 2nd R, 3-19-1988
 54, Loyola Marymount (33) vs. Michigan (21), 2nd R, 3-18-1990
 53, North Carolina (36) vs. Loyola Marymount (17), 2nd R, 3-19-1988
 52, Wyoming (29) vs. Loyola Marymount (23), 1st R, 3-17-1988

BLOCKED SHOTS

20, Kentucky (14) vs. UCLA (6), RSF, 3-20-1998
 18, Iowa (10) vs. Duke (8), 2nd R, 3-21-1992
 18, Kansas (13) vs. Jackson St. (5), 1st R, 3-13-1997
 17, Duke (11) vs. Temple (6), RF, 3-26-1988

17, *Connecticut (10) vs. Colgate (7), 1st R, 3-14-1996

STEALS

28, N.C. A&T (16) vs. Arkansas (12), 1st R, 3-18-1994
 28, Purdue (16) vs. Delaware (12), 1st R, 3-13-1998
 28, TCU (16) vs. Florida St. (12), 1st R, 3-13-1998
 28, Florida (15) vs. Weber St. (13), 2nd R, 3-13-1999
 27, Loyola Marymount (14) vs. UNLV (13), RF, 3-25-1990
 27, Duke (17) vs. UCLA (10), RSF, 3-22-2001

PERSONAL FOULS

68, Iowa (35) vs. Morehead St. (33), RSF, 3-16-1956
 63, UNLV (34) vs. Arizona (29), RSF, 3-18-1976
 61, Dayton (41) vs. Illinois (20), RSF, 3-21-1952
 61, Colorado (34) vs. Bradley (27), RSF, 3-12-1954
 61, West Virginia (32) vs. Manhattan (29), 1st R, 3-11-1958
 61, Kentucky (31) vs. Syracuse (30), NSF, 3-29-1975
 61, Utah (33) vs. Pepperdine (28), 1st R, 3-19-1979

Team Game—Overtimes**OVERTIME PERIODS**

4, Canisius (79) vs. North Carolina St. (78), 1st R, 3-12-1956
 4, *St. Joseph's (127) vs. Utah (120), N3d, 3-25-1961
 3, North Carolina (54) vs. Kansas (53), CH, 3-23-1957
 3, North Carolina (74) vs. Michigan St. (70), NSF, 3-22-1957
 3, UCLA (111) vs. Dayton (100), RSF, 3-14-1974
 3, Villanova (76) vs. Northeastern (72), 2nd R, 3-14-1982
 3, Old Dominion (89) vs. Villanova (81), 1st R, 3-17-1995

POINTS IN OVERTIMES

38, *St. Joseph's vs. Utah, N3d, 3-25-1961 (4 ot)
 34, West Virginia vs. Wake Forest, 2nd R, 3-19-2005 (2 ot)
 31, Utah vs. St. Joseph's, N3d, 3-25-1961 (4 ot)
 31, UCLA vs. Dayton, RSF, 3-14-1974 (3 ot)
 31, Old Dominion vs. Villanova, 1st R, 3-17-1995 (3 ot)

POINTS IN OVERTIMES, BOTH TEAMS

69, *St. Joseph's (38) vs. Utah (31), N3d, 3-25-1961 (4 ot)
 62, West Virginia (34) vs. Wake Forest (28), 2nd R, 3-19-2005 (2 ot)
 54, Old Dominion (31) vs. Villanova (23), 1st R, 3-17-1995 (3 ot)
 51, UCLA (31) vs. Dayton (20), RSF, 3-14-1974 (3 ot)
 48, North Carolina St. (27) vs. Iowa (21), 2nd R, 3-19-1989 (2 ot)

POINTS IN ONE OVERTIME PERIOD

25, Texas A&M vs. North Carolina, 2nd R, 3-9-1980 (d ot)
 24, Alabama vs. Penn, 1st R, 3-16-1995
 22, Wake Forest vs. St. Joseph's, RSF, 3-16-1962
 21, LSU vs. Purdue, 1st R, 3-13-1986 (2d ot)
 21, Marquette vs. Missouri, 2nd R, 3-22-2003 (ot)

POINTS IN ONE OVERTIME PERIOD, BOTH TEAMS

42, Alabama (24) vs. Penn (18), 1st R, 3-16-1995
 35, LSU (21) vs. Purdue (14), 1st R, 3-13-1986 (2d ot)
 33, Wake Forest (22) vs. St. Joseph's (11), RSF, 3-16-1962
 33, Texas A&M (25) vs. North Carolina (8), 2nd R, 3-9-1980 (2d ot)
 33, Marquette (21) vs. Missouri (12), 2nd R, 3-22-2003

LEAST POINTS IN ONE OVERTIME PERIOD

0, nine tied (most recent: VCU vs. Tennessee, 2nd R, 3-15-1981)

LEAST POINTS IN ONE OVERTIME PERIOD, BOTH TEAMS

0, Canisius vs. North Carolina St., 1st R, 3-12-1956 (3rd ot)
 0, North Carolina vs. Kansas, CH, 3-23-1957 (2d ot)
 0, Texas A&M vs. North Carolina, 2nd R, 3-9-1980 (1st ot)
 1, Southern California (1) vs. Santa Clara (0), RF, 3-13-1954 (2d ot)
 2, Tennessee (2) vs. VCU (0), 2nd R, 3-15-1981 (1st ot)



Photo by Rich Clarkson/NCAA Photos

Arizona's current streak of 22 straight NCAA tournament appearances ranks second all-time to North Carolina's 27 consecutive from 1975-2001. Gilbert Arenas helped Arizona receive bids in 2000 and 2001, a year the Wildcats advanced to the title game.

LARGEST WINNING MARGIN IN AN OVERTIME GAME

- 17, Texas A&M (78) vs. North Carolina (61), 2nd R, 3-9-1980 (2 of)
- 14, North Carolina St. (80) vs. Ark.-Little Rock (66), 2nd R, 3-16-1986 (2 of)
- 12, UCLA (103) vs. Michigan (91), 1st R, 3-15-1975
- 12, Louisville (80) vs. Kentucky (68), RF, 3-26-1983
- 12, Boston College (88) vs. Pacific (76), 1st R, 3-16-2006

OVERTIME GAMES BY ONE TEAM IN ONE TOURNAMENT

- 3, Syracuse, 1975
- 2, 23 tied (most recent: two in 2006)

OVERTIME PERIODS BY ONE TEAM IN ONE TOURNAMENT

- 6, North Carolina, 1957 (2 games)
- 5, UCLA, 1974 (2)
- 4, Canisius, 1956 (1)
- 4, North Carolina St., 1956 (1)
- 4, Kansas, 1957 (2)
- 4, St. Joseph's, 1961 (1)
- 4, Utah, 1961 (1)

Team Series

(Three-Game Minimum for Averages and Percentages)

POINTS

- 571, UNLV, 1990 (6 games)
- 552, Oklahoma, 1988 (6)
- 540, Michigan, 1989 (6)
- 535, Indiana, 1987 (6)
- 535, Kentucky, 1996 (6)

SCORING AVERAGE

- 105.8, (423 points in 4 games), Loyola Marymount, 1990
- 105.7, (317 in 3), Notre Dame, 1970
- 101.0, (505 in 5), UNLV, 1977
- 100.0, (400 in 4), UCLA, 1965
- 98.7, (296 in 3), *La.-Lafayette, 1972

SCORING MARGIN

- 23.75, UCLA, 1967 (4 games)
- 23.00, Loyola (Ill.), 1963 (5)
- 22.60, Indiana, 1981 (5)
- 21.50, Kentucky, 1996 (6)
- 21.30, UCLA, 1968 (4)

FIELD GOALS

- 218, UNLV, 1977 (5 games)
- 217, UNLV, 1990 (6)
- 217, Michigan, 1989 (6)
- 206, Oklahoma, 1988 (6)
- 203, Louisville, 1986 (6)

FIELD GOALS ATTEMPTED

- 442, *Western Ky., 1971 (5 games)
- 441, UNLV, 1977 (5)
- 418, Houston, 1968 (5)
- 412, Oklahoma, 1988 (6)
- 410, UNLV, 1990 (6)

FIELD-GOAL PERCENTAGE

- 60.4% (113-187), North Carolina, 1975 (3 games)
- 59.6% (96-161), Michigan, 1988 (3)
- 59.0% (92-156), Michigan St., 1978 (3)
- 58.6% (99-169), *Alabama, 1987 (3)
- 58.2% (85-146), Wake Forest, 1993 (3)

THREE-POINT FIELD GOALS

- 60, Arkansas, 1995 (6 games)
- 60, Duke, 2001 (6)
- 57, Illinois, 2005 (6)
- 56, Loyola Marymount, 1990 (4)
- 49, Kentucky, 1993 (5)
- 49, Duke, 1999 (6)

THREE-POINT FIELD GOALS ATTEMPTED

- 175, Duke, 2001 (6 games)
- 165, Arkansas, 1995 (6)
- 158, Illinois, 2005 (6)
- 137, Loyola Marymount, 1990 (4)
- 132, UNLV, 1987 (5)

THREE-POINT FIELD-GOAL PERCENTAGE (Minimum 12 3FGM)

- 60.9% (14-23), Indiana, 1989 (3 games)
- 59.3% (16-27), St. John's (N.Y.), 1991 (4)
- 54.0% (27-50), Virginia, 1989 (4)
- 53.5% (23-43), Miami (Ohio), 2000 (3)
- 52.5% (21-40), Indiana, 1987 (6)

THREE-POINT FIELD-GOAL PERCENTAGE (Minimum 30 3FGM)

- 51.9% (40-77), Kansas, 1993 (5 games)
- 50.8% (33-65), Kansas St., 1988 (4)
- 50.5% (47-93), Indiana, 2002 (6)
- 49.4% (40-81), Marquette, 2003 (5)
- 47.8% (43-90), Michigan, 1989 (6)

FREE THROWS MADE

- 146, Bradley, 1954 (5 games)
- 136, *UCLA, 1980 (6)
- 136, Duke, 1990 (5)
- 136, Duke, 1992 (6)
- 130, SMU, 1956 (5)

FREE THROWS ATTEMPTED

- 194, Bradley, 1954 (5 games)
- 192, West Virginia, 1959 (5)
- 183, Duke, 1990 (5)
- 183, Duke, 1992 (6)
- 178, Purdue, 1980 (6)

FREE-THROW PERCENTAGE

- 87.0% (47-54), St. John's (N.Y.), 1969 (3 games)
- 85.7% (36-42), Utah, 1996 (3)
- 85.5% (47-55), Notre Dame, 1987 (3)
- 85.2% (69-81), Oklahoma St., 1958 (3)
- 84.8% (50-59), *Alabama, 1987 (3)

REBOUNDS

- 306, Houston, 1968 (5 games)
- 289, *Western Ky., 1971 (5)
- 268, New Mexico St., 1970 (5)
- 264, Connecticut, 2004 (6)
- 262, UNLV, 1990 (6)

ASSISTS

- 143, Kentucky, 1996 (6 games)
- 140, UNLV, 1990 (6)
- 136, Oklahoma, 1988 (6)
- 125, Michigan, 1989 (6)
- 120, Louisville, 1986 (6)

BLOCKED SHOTS

- 48, Kentucky, 1998 (6 games)
- 44, Florida, 2006 (6)
- 42, Arizona, 2001 (6)
- 40, LSU, 2006 (5)
- 37, Massachusetts, 1995 (4)

STEALS

- 72, Oklahoma, 1988 (6 games)
- 71, Kentucky, 1996 (6)
- 65, Arkansas, 1995 (6)
- 64, Kentucky, 1997 (6)
- 57, Arkansas, 1990 (5)
- 57, *Massachusetts, 1996 (5)
- 57, Syracuse, 2003 (6)

PERSONAL FOULS

- 150, Penn, 1979 (6 games)
- 135, Providence, 1987 (5)
- 130, Arkansas, 1995 (6)
- 128, Kentucky, 1975 (5)
- 126, Kentucky, 1997 (6)

Tournament History Facts

Team Records

TOURNAMENT APPEARANCES

- 47, *Kentucky, 1942-2006
- 38, North Carolina, 1941-2006
- 38, *UCLA, 1950-2006
- 35, Kansas, 1940-2006
- 33, Indiana, 1940-2006
- 32, Louisville, 1951-2005
- 31, Syracuse, 1957-2006
- 30, Duke, 1955-2006
- 27, Arkansas, 1945-2006
- 27, Notre Dame, 1953-2003

CONSECUTIVE TOURNAMENT APPEARANCES

- 27, North Carolina, 1975-2001
- 22, *Arizona, 1985-2006
- 18, Indiana, 1986-2003
- 17, Kansas, 1990-2006
- 15, Kentucky, 1992-2006

Tournament trivia

Question...

Heading into the 2007 season, how many schools from the state of Georgia have appeared in the NCAA tournament?

Answer...

Five: Georgia Southern, Georgia State, Georgia Tech, Georgia and Mercer

- 15, *UCLA, 1967-81
- 14, Cincinnati, 1992-2005
- 14, Georgetown, 1979-92
- 14, UCLA, 1989-2002
- 12, Temple, 1990-2001

CURRENT CONSECUTIVE TOURNAMENT APPEARANCES

- 22, *Arizona, 1985-2006
- 17, Kansas, 1990-2006
- 15, Kentucky, 1992-2006
- 11, Duke, 1996-2006
- 9, Michigan St., 1998-2006
- 8, Florida, 1999-2006
- 8, Gonzaga, 1999-2006
- 8, Texas, 1999-2006
- 8, Wisconsin, 1999-2006
- 7, Gonzaga, 2000-2006
- 7, Illinois, 2000-2006

TOURNAMENT GAMES

- 139, *Kentucky, 1942-2006
- 126, North Carolina, 1941-2006
- 116, *UCLA, 1950-2006
- 112, Duke, 1955-2006

- 108, Kansas, 1940-2006
- 87, Indiana, 1940-2006
- 87, Louisville, 1951-2005
- 79, Syracuse, 1957-2006
- 66, Arkansas, 1945-2006
- 65, *Connecticut, 1951-2006
- 65, Illinois, 1951-2006

TOURNAMENT WINS

- 97, *Kentucky, 1942-2006
- 89, North Carolina, 1941-2006
- 85, Duke, 1955-2006
- 85, *UCLA, 1950-2006
- 73, Kansas, 1940-2006
- 59, Indiana, 1940-2006
- 53, Louisville, 1951-2005
- 48, Syracuse, 1957-2006
- 41, *Arizona, 1951-2006
- 40, Cincinnati, 1958-2005
- 40, *Connecticut, 1951-2006
- 40, Georgetown, 1943-2006
- 40, Michigan St., 1957-2006

CONSECUTIVE TOURNAMENT WINS

- 38, UCLA, 1964-74
- 13, Duke, 1991-93

- 12, Cincinnati, 1960-63
- 12, Kentucky, 1945-52
- 11, Arkansas, 1994-95
- 11, Kentucky, 1996-97
- 11, San Francisco, 1955-57
- 10, Georgetown, 1984-85
- 10, Michigan St., 2000-01
- 10, UNLV, 1990-91

TOURNAMENT WINNING PERCENTAGE (Minimum 20 Games)

- .759 (85-27), Duke, 1955-2006
- .733 (85-31), *UCLA, 1950-2006
- .706 (89-37), North Carolina, 1941-2006
- .698 (97-42), *Kentucky, 1942-2006
- .698 (30-13), UNLV, 1975-2000
- .680 (34-16), *Michigan, 1948-98
- .678 (59-28), Indiana, 1940-2006
- .678 (40-19), Michigan St., 1957-2006
- .676 (73-35), Kansas, 1940-2006
- .667 (20-10), *Florida, 1987-2006

**Does not include vacated years except for streaks*

Annual Individual Leaders

Note: On all percentages of the year-by-year leaders, a player must have played in at least 50 percent of the maximum tournament games. Thus, there is a two-game minimum from 1939-52 and a three-game minimum from 1953 to present.

Most Points

Year	Player, Team	G	FG	FTM	Pts.	Avg.
1939	Jim Hull, Ohio St.	3	22	14	58	19.3
1940	Howard Engleman, Kansas	3	18	3	39	13.0
1941	Johnny Adams, Arkansas	2	21	6	48	24.0
1942	Chet Palmer, Rice	2	19	5	43	21.5
	Jim Pollard, Stanford	2	20	3	43	21.5
1943	John Hargis, Texas	2	21	17	59	29.5
1944	Audley Brindley, Dartmouth	3	24	4	52	17.3
1945	Bob Kurland, Oklahoma St.	3	30	5	65	21.7
1946	Bob Kurland, Oklahoma St.	3	28	16	72	24.0
1947	George Kaftan, Holy Cross	3	25	13	63	21.0
1948	Alex Groza, Kentucky	3	23	8	54	18.0
1949	Alex Groza, Kentucky	3	31	20	82	27.3
1950	Sam Ranzino, North Carolina St.	3	25	25	75	25.0
1951	Don Sunderlage, Illinois	4	28	27	83	20.8
1952	Clyde Lovellette, Kansas	4	53	35	141	35.3
1953	Bob Houbregs, Washington	4	57	25	139	34.8
1954	Tom Gola, La Salle	5	38	38	114	22.8
1955	Bill Russell, San Francisco	5	49	20	118	23.6
1956	Hal Lear, Temple	5	63	34	160	32.0
1957	Lennie Rosenbluth, North Carolina	5	53	34	140	28.0
1958	Elgin Baylor, Seattle	5	48	39	135	27.0
1959	Jerry West, West Virginia	5	57	46	160	32.0
1960	Oscar Robertson, Cincinnati	4	47	28	122	30.5
1961	Billy McGill, Utah	4	49	21	119	29.8
1962	Len Chappell, Wake Forest	5	45	44	134	26.8
1963	Mel Counts, Oregon St.	5	50	23	123	24.6
1964	Jeff Mullins, Duke	4	50	16	116	29.0
1965	Bill Bradley, Princeton	5	65	47	177	35.4
1966	Jerry Chambers, Utah	4	55	33	143	35.8
1967	Elvin Hayes, Houston	5	57	14	128	25.6
1968	Elvin Hayes, Houston	5	70	27	167	33.4
1969	Rick Mount, Purdue	4	49	24	122	30.5
1970	Austin Carr, Notre Dame	3	68	22	158	52.7
1971	*Jim McDaniels, Western Ky.	5	61	25	147	29.4
	Austin Carr, Notre Dame	3	48	29	125	41.7
1972	Jim Price, Louisville	4	41	21	103	25.8
1973	Ernie DiGregorio, Providence	5	59	10	128	25.6
1974	David Thompson, North Carolina St.	4	38	21	97	24.3
1975	Jim Lee, Syracuse	5	51	17	119	23.8
1976	Scott May, Indiana	5	45	23	113	22.6
1977	Cedric Maxwell, Charlotte	5	39	45	123	24.6
1978	Mike Gminski, Duke	5	45	19	109	21.8
1979	Tony Price, Penn.	6	58	26	142	23.7
1980	Joe Barry Carroll, Purdue	6	63	32	158	26.3
1981	Al Wood, North Carolina	5	44	21	109	21.8
1982	Rob Williams, Houston	5	30	28	88	17.6

Year	Player, Team	G	FG	FTM	Pts.	Avg.	
1983	Dereck Whittenburg, North Carolina St.	6	47	26	120	20.0	
1984	Roosevelt Chapman, Dayton	4	35	35	105	26.3	
1985	Chris Mullin, St. John's (N.Y.)	5	39	32	110	22.0	
1986	Johnny Dawkins, Duke	6	66	21	153	25.5	
		G	FG	3FG	FT	Pts.	Avg.
1987	Steve Alford, Indiana	6	42	21	33	138	23.0
	Rony Seikaly, Syracuse	6	53	0	32	138	23.0
1988	Danny Manning, Kansas	6	69	2	23	163	27.2
1989	Glen Rice, Michigan	6	75	7	27	184	30.7
1990	Dennis Scott, Georgia Tech	5	51	24	27	153	30.6
1991	Christian Laettner, Duke	6	37	2	49	125	20.8
1992	Christian Laettner, Duke	6	39	7	30	115	19.2
1993	Donald Williams, North Carolina	6	40	22	16	118	19.7
1994	Khalid Reeves, Arizona	5	45	8	39	137	27.4
1995	Corliss Williamson, Arkansas	6	49	0	27	125	20.8
1996	John Wallace, Syracuse	6	47	7	30	131	21.8
1997	Miles Simon, Arizona	6	42	10	38	132	22.0
1998	Michael Doleac, Utah	6	34	2	45	115	19.2
1999	Richard Hamilton, Connecticut	6	56	7	26	145	24.2
2000	Morris Peterson, Michigan St.	6	35	15	20	105	17.5
2001	Jason Williams, Duke	6	52	23	27	154	25.7
2002	Juan Dixon, Maryland	6	52	22	29	155	25.8
2003	Carmelo Anthony, Syracuse	6	47	10	17	121	20.2
2004	Ben Gordon, Connecticut	6	37	14	39	127	21.2
2005	Sean May, North Carolina	6	52	0	30	134	22.3
2006	Glen Davis, LSU	5	33	1	30	97	19.4
	Joakim Noah, Florida	6	33	0	31	97	16.2

**later vacated*

Highest Scoring Average

Year	Player, Team	G	FG	FTM	Pts.	Avg.
1939	Jim Hull, Ohio St.	3	22	14	58	19.3
1940	Howard Engleman, Kansas	3	18	3	39	13.0
	Bob Kinney, Rice	2	12	2	26	13.0
1941	Johnny Adams, Arkansas	2	21	6	48	24.0
1942	Chet Palmer, Rice	2	19	5	43	21.5
	Jim Pollard, Stanford	2	20	3	43	21.5
1943	John Hargis, Texas	2	21	17	59	29.5
1944	Nick Bozolich, Pepperdine	2	17	11	45	22.5
1945	Dick Wilkins, Oregon	2	19	6	44	22.0
1946	Bob Kurland, Oklahoma St.	3	28	16	72	24.0
1947	George Kaftan, Holy Cross	3	25	13	63	21.0
1948	Jack Nichols, Washington	2	13	13	39	19.5
1949	Alex Groza, Kentucky	3	31	20	82	27.3
1950	Sam Ranzino, North Carolina St.	3	26	25	77	25.7
1951	Bill Kukoy, North Carolina St.	3	25	19	69	23.0
1952	Clyde Lovellette, Kansas	4	53	35	141	35.3
1953	Bob Houbregs, Washington	4	57	25	139	34.8
1954	John Clune, Navy	3	30	19	79	26.3
1955	Terry Rand, Marquette	3	31	11	73	24.3
1956	Hal Lear, Temple	5	63	34	160	32.0

THE TOURNAMENT

Year	Player, Team	G	FG	FTM	Pts.	Avg.	
1957	Wilt Chamberlain, Kansas	4	40	41	121	30.3	
1958	Wayne Embry, Miami (Ohio)	3	32	19	83	27.7	
1959	Jerry West, West Virginia	5	57	46	160	32.0	
1960	Jerry West, West Virginia	3	35	35	105	35.0	
1961	Billy McGill, Utah	4	49	21	119	29.8	
1962	Len Chappell, Wake Forest	5	45	44	134	26.8	
1963	Barry Kramer, New York U.	3	31	38	100	33.3	
1964	Jeff Mullins, Duke	4	50	16	116	29.0	
1965	Bill Bradley, Princeton	5	65	47	177	35.4	
1966	Jerry Chambers, Utah	4	55	33	143	35.8	
1967	Lew Alcindor, UCLA	4	39	28	106	26.5	
1968	Elvin Hayes, Houston	5	70	27	167	33.4	
1969	Rick Mount, Purdue	4	49	24	122	30.5	
1970	Austin Carr, Notre Dame	3	68	22	158	52.7	
1971	Austin Carr, Notre Dame	3	48	29	125	41.7	
1972	* Dwight Lamar, La.-Lafayette	3	41	18	100	33.3	
	Jim Price, Louisville	4	41	21	103	25.8	
1973	Larry Finch, Memphis	4	34	39	107	26.8	
1974	John Shumate, Notre Dame	3	35	16	86	28.7	
1975	Adrian Dantley, Notre Dame	3	29	34	92	30.7	
1976	Willie Smith, Missouri	3	38	18	94	31.3	
1977	Cedric Maxwell, Charlotte	5	39	45	123	24.6	
1978	Dave Corzine, DePaul	3	33	16	82	27.3	
1979	Larry Bird, Indiana St.	5	52	32	136	27.2	
1980	Joe Barry Carroll, Purdue	6	63	32	158	26.3	
1981	Al Wood, North Carolina	5	44	21	109	21.8	
1982	Oliver Robinson, UAB	3	27	12	66	22.0	
1983	Greg Stokes, Iowa	3	24	13	61	20.3	
1984	Roosevelt Chapman, Dayton	4	35	35	105	26.3	
1985	Kenny Walker, Kentucky	3	28	19	75	25.0	
1986	David Robinson, Navy	4	35	40	110	27.5	
Year	Player, Team	G	FG	3FG	FT	Pts.	Avg.
1987	Fennis Dembo, Wyoming	3	25	11	23	84	28.0
1988	Danny Manning, Kansas	6	69	2	23	163	27.2
1989	Glen Rice, Michigan	6	75	7	27	184	30.7
1990	Bo Kimble, Loyola Marymount	4	51	15	26	143	35.8
1991	Terry Dehere, Seton Hall	4	34	12	17	97	24.3
1992	Jamal Mashburn, Kentucky	4	34	6	22	96	24.0
1993	Calbert Cheaney, Indiana	4	40	3	23	106	26.5
1994	Gary Collier, Tulsa	3	30	13	21	94	31.3
1995	Darryl Wilson, Mississippi St.	3	21	9	22	73	24.3
1996	Allen Iverson, Georgetown	4	38	12	23	111	27.8
1997	Dedric Willoughby, Iowa St.	3	24	14	12	74	24.7
1998	Khalid El-Amin, Connecticut	4	30	10	23	93	23.3
1999	Wally Szczerbiak, Miami (Ohio)	3	32	11	15	90	30.0
2000	Marcus Fizer, Iowa St.	4	32	2	14	80	20.0
2001	Jason Williams, Duke	6	52	23	27	154	25.7
2002	Caron Butler, Connecticut	4	32	8	34	106	26.5
2003	Dahntay Jones, Duke	3	25	8	16	74	24.7
2004	Gerry McNamara, Syracuse	3	19	15	27	80	26.7
2005	Joah Tucker, Wis.-Milwaukee	3	25	6	20	76	25.3
2006	Adam Morrison, Gonzaga	3	26	5	15	73	24.3

*later vacated

Highest Field-Goal Percentage

(Minimum: Five FGM Per Game)

Year	Player, Team	G	FGM	FGA	Pct.
1950	Dick Schnitker, Ohio St.	2	15	29	51.7
1951	Don Sunderlage, Illinois	4	28	62	45.2
1963	William Humphrey, Texas	3	16	22	72.7
1964	Jay Buckley, Duke	4	24	39	61.5
1965	Dave Mills, DePaul	3	16	21	76.2
1966	Henry Finkel, Dayton	3	37	61	60.7
1967	Ken Talley, Virginia Tech	3	20	30	66.7
1968	Heyward Dotson, Columbia	3	22	28	78.6
1969	Jarrett Durham, Duquesne	3	26	38	68.4
1970	Pembrook Burrows, Jacksonville	5	24	33	72.7
1971	Jim Chones, Marquette	3	29	48	60.4
1972	* Wilbert Loffin, La.-Lafayette	3	16	23	69.6
	Bill Walton, UCLA	4	28	41	68.3
1973	Bill Walton, UCLA	4	45	59	76.3
1974	John Shumate, Notre Dame	3	35	50	70.0
1975	Mitch Kupchak, North Carolina	3	29	40	72.5
1976	Ron Carter, VMI	3	22	37	59.5
1977	Rick Robey, Kentucky	3	16	22	72.7
1978	Greg Kelsner, Michigan St.	3	29	40	72.5
1979	Alex Gilbert, Indiana St.	5	26	34	76.5
1980	Mark Dressler, Missouri	3	27	35	77.1
1981	Randy Reed, Kansas St.	4	22	33	66.7
1982	Larry Micheaux, Houston	5	29	45	64.4
1983	Ralph Sampson, Virginia	3	23	31	74.2

Year	Player, Team	G	FGM	FGA	Pct.
1984	Kelvin Johnson, Richmond	3	29	38	76.3
1985	Brad Daugherty, North Carolina	4	29	40	72.5
1986	Kenny Walker, Kentucky	4	35	50	70.0
1987	Kevin Gamble, Iowa	4	32	41	78.0
1988	* Winston Bennett, Kentucky	3	18	23	78.3
	Tim Perry, Temple	4	26	36	72.2
1989	Christian Laettner, Duke	5	26	33	78.8
1990	Alaa Abdelnaby, Duke	6	42	64	65.6
1991	Robert Werdann, St. John's (N.Y.)	4	20	26	76.9
1992	Eric Montross, North Carolina	3	24	32	75.0
1993	Corliss Williamson, Arkansas	3	19	25	76.0
1994	Keith Booth, Maryland	3	15	22	68.2
1995	Michael Wilson, Memphis	3	18	24	75.0
1996	* Darvin Ham, Texas Tech	3	16	23	69.6
1997	Kelvin Cato, Iowa St.	3	18	27	66.7
1998	Brent Solheim, West Virginia	3	17	24	70.8
1999	Elton Brand, Duke	6	37	57	64.9
2000	Casey Calvary, Gonzaga	3	15	21	71.4
2001	Nick Collison, Kansas	3	23	32	71.9
2002	Channing Frye, Arizona	3	15	21	71.4
2003	Jaron Brown, Pittsburgh	3	18	27	66.7
2004	Kevin Pinkney, Nevada	3	16	23	69.6
2005	Devonne Giles, Texas Tech	3	16	21	76.2
2006	Ryan Hollins, UCLA	6	23	32	71.9

*later vacated

Most Three-Point Field Goals

Year	Player, Team	G	3FGM
1987	Freddie Banks, UNLV	5	26
1988	William Scott, Kansas St.	4	21
1989	Glen Rice, Michigan	6	27
1990	Dennis Scott, Georgia Tech	5	24
1991	Terry Brown, Kansas	6	14
1992	Bobby Hurley, Duke	6	15
1993	Donald Williams, North Carolina	6	22
1994	Cuonzo Martin, Purdue	4	16
1995	Randy Rutherford, Oklahoma St.	5	17
	Scotty Thurman, Arkansas	6	17
1996	* Carmelo Travieso, Massachusetts	5	20
1997	Mike Bibby, Arizona	6	18
1998	Richard Hamilton, Connecticut	4	14
1999	Trajan Langdon, Duke	5	17
2000	Jon Bryant, Wisconsin	5	18
2001	Jason Williams, Duke	6	23
2002	Juan Dixon, Maryland	6	22
2003	Gerry McNamara, Syracuse	6	18
2004	Rashad Anderson, Connecticut	6	21
2005	Luther Head, Illinois	6	23
2006	Lee Humphrey, Florida	6	22

Highest Three-Point Field-Goal Percentage

(Minimum: 1.5 3FGM Per Game)

Year	Player, Team	G	3FGM	3FGA	Pct.
1987	Ranzino Smith, North Carolina	4	6	6	100
1988	Glen Rice, Michigan	3	7	11	63.6
1989	John Crotty, Virginia	4	8	10	80.0
1990	Kevin Lynch, Minnesota	4	9	16	56.3
1991	Jason Buchanan, St. John's (N.Y.)	4	8	13	61.5
1992	Corey Williams, Oklahoma St.	3	7	9	77.8
1993	Sam Cassell, Florida St.	4	12	17	70.6
1994	Pat Graham, Indiana	3	5	8	62.5
1995	Donny Marshall, Connecticut	4	6	10	60.0
1996	Ben Caton, Utah	3	5	7	71.4
1997	Cameron Mills, Kentucky	6	17	27	63.0
1998	Mike Chappell, Duke	4	6	7	85.7
1999	A.J. Granger, Michigan St.	5	8	11	72.7
2000	Rimas Kaukenas, Seton Hall	3	8	14	57.1
2001	Casey Calvary, Gonzaga	3	5	7	71.4
2002	Brian Boddicker, Texas	3	6	8	75.0
2003	Darnell Archey, Butler	3	11	16	68.8
2004	Brandon Mouton, Texas	3	8	12	66.7
2005	JamesOn Curry, Oklahoma St.	3	8	12	66.7
2006	Marcus Williams, Connecticut	4	10	18	55.6

Highest Free-Throw Percentage

(Minimum: 10 FTM and 2.5 FTM Per Game)

Year	Player, Team	G	FTM	FTA	Pct.
1941	Gene Englund, Wisconsin.....	3	16	19	84.2
1942	Charles Black, Kansas.....	2	10	14	71.4
1943	Bill Hassett, Georgetown.....	3	10	13	76.9
1945	Arnold Risen, Ohio St.....	2	11	16	68.8
1946	Jack Underman, Ohio St.....	3	18	21	85.7
1947	Gerald Tucker, Oklahoma.....	3	16	19	84.2
1948	Howard Shannon, Kansas St.....	2	15	15	100
1949	Jack Shelton, Oklahoma St.....	3	19	22	86.4
1950	Floyd Layne, CCNY.....	3	12	15	80.0
	Gene Melchiorre, Bradley.....	3	12	15	80.0
1951	Bill Kukoy, North Carolina St.....	3	19	22	86.4
1952	Jim Young, Santa Clara.....	3	13	16	81.3
1953	Ron Perry, Holy Cross.....	3	18	20	90.0
1954	Jack Clune, Navy.....	3	19	22	86.4
1955	Tom Gola, La Salle.....	5	37	42	88.1
1956	Bob Mills, SMU.....	5	32	40	80.0
1957	John Riser, Pittsburgh.....	3	30	36	83.3
1958	Johnny Cox, Kentucky.....	4	21	23	91.3
1959	Howie Carl, DePaul.....	3	16	18	88.9
1960	Darrall Imhoff, California.....	5	22	24	91.7
1961	John Turner, Louisville.....	3	19	21	90.5
1962	Gary Cunningham, UCLA.....	4	17	19	89.5
	Mel Counts, Oregon St.....	3	17	19	89.5
1963	Howard Komives, Bowling Green.....	3	29	32	90.6
1964	Wayne Estes, Utah St.....	3	21	23	91.3
1965	Bill Bradley, Princeton.....	5	47	51	92.2
1966	Mike Lewis, Duke.....	4	17	18	94.4
1967	Steve Adelman, Boston College.....	3	14	16	87.5
1968	Harley Swift, East Tenn. St.....	3	18	18	100
1969	Rick Mount, Purdue.....	4	24	27	88.9
1970	Chip Dublin, Jacksonville.....	5	19	20	95.0
1971	Henry Bibby, UCLA.....	4	17	17	100
1972	Larry McNeill, Marquette.....	3	11	12	91.7
1973	Ron Haigler, Pennsylvania.....	3	10	10	100
1974	Gene Harmon, Creighton.....	3	10	10	100
1975	Phil Ford, North Carolina.....	3	17	18	94.4
1976	Will Bynum, VMI.....	3	22	26	84.6
1977	Phil Ford, North Carolina.....	5	20	21	95.2
1978	Mike Gminski, Duke.....	5	19	21	90.5
1979	Sidney Moncrief, Arkansas.....	3	26	27	96.3
1980	*Cliff Pruiitt, UCLA.....	6	14	15	93.3
	Eric Floyd, Georgetown.....	3	12	14	85.7
1981	Oliver Robinson, UAB.....	3	17	17	100
1982	Oliver Robinson, UAB.....	3	12	13	92.3
1983	John Pinone, Villanova.....	3	15	15	100
1984	Steve Alford, Indiana.....	3	21	22	95.5
1985	Dwayne McClain, Villanova.....	6	24	25	96.0
1986	Cliff Rees, Navy.....	4	10	10	100
1987	*Derrick McKey, Alabama.....	3	19	19	100
	*Jim Farmer, Alabama.....	3	14	14	100
	Reggie Williams, Georgetown.....	4	27	30	90.0
1988	Mike Vreeswyk, Temple.....	4	18	18	100
	LaBradford Smith, Louisville.....	3	15	15	100
	Tom Greis, Villanova.....	4	11	11	100
	Jeff Lebo, North Carolina.....	4	10	10	100
1989	Richard Morgan, Virginia.....	4	23	23	100
1990	Bo Kimble, Loyola Marymount.....	4	26	29	89.7
1991	Hubert Davis, North Carolina.....	5	19	20	95.0
1992	John Pelphrey, Kentucky.....	4	15	15	100
1993	Greg Graham, Indiana.....	4	18	19	94.7
1994	Dwayne Morton, Louisville.....	3	18	19	94.7
1995	Kevin Ollie, Connecticut.....	4	12	13	92.3
1996	Miles Simon, Arizona.....	3	12	13	92.3
1997	Keith Van Horn, Utah.....	4	21	21	100
	Dedric Willoughby, Iowa St.....	3	12	12	100
	Jacy Holloway, Iowa St.....	3	11	11	100
	Mohamed Woni, Clemson.....	3	10	10	100
1998	Arthur Lee, Stanford.....	5	35	35	100
	Shammond Williams, North Carolina.....	5	20	20	100
1999	Richie Frahm, Gonzaga.....	4	17	18	94.4
2000	Joe Adkins, Oklahoma St.....	4	13	13	100
2001	Lynn Greer, Temple.....	4	33	34	97.1
2002	Tahj Holden, Maryland.....	6	15	15	100
	Frederick Jones, Oregon.....	4	13	13	100
2003	Jason Gardner, Arizona.....	4	20	21	95.2
2004	Todd Okeson, Nevada.....	3	11	11	100
2005	J.J. Redick, Duke.....	3	10	10	100
	John Lucas, Oklahoma St.....	3	10	10	100
2006	Denham Brown, Connecticut.....	4	12	12	100

*later vacated

Most Rebounds

Year	Player, Team	G	Reb.	Avg.
1951	Bill Spivey, Kentucky.....	4	65	16.3
1957	John Green, Michigan St.....	4	77	19.3
1958	Elgin Baylor, Seattle.....	5	91	18.2
1959	Jerry West, West Virginia.....	5	73	14.6
1960	Tom Sanders, New York U.....	5	83	16.6
1961	Jerry Lucas, Ohio St.....	4	73	18.3
1962	Len Chappell, Wake Forest.....	5	86	17.2
1963	Nate Thurmond, Bowling Green.....	3	70	23.3
	Vic Rouse, Loyola (Ill.).....	5	70	14.0
1964	Paul Silas, Creighton.....	3	57	19.0
1965	Bill Bradley, Princeton.....	5	57	11.4
1966	Jerry Chambers, Utah.....	4	56	14.0
1967	Don May, Dayton.....	5	82	16.4
1968	Elvin Hayes, Houston.....	5	97	19.4
1969	Lew Alcindor, UCLA.....	4	64	16.0
1970	Artis Gilmore, Jacksonville.....	5	93	18.6
1971	*Clarence Glover, Western Ky.....	5	89	17.8
	Sidney Wicks, UCLA.....	4	52	13.0
1972	Bill Walton, UCLA.....	4	64	16.0
1973	Bill Walton, UCLA.....	4	58	14.5
1974	Tom Burleson, North Carolina St.....	4	61	15.3
1975	Richard Washington, UCLA.....	5	60	12.0
1976	Phil Hubbard, Michigan.....	5	61	10.2
1977	Cedric Maxwell, Charlotte.....	5	64	12.8
1978	Eugene Banks, Duke.....	5	50	10.0
1979	Larry Bird, Indiana St.....	5	67	13.4
1980	*Mike Sanders, UCLA.....	6	60	10.0
1981	Cliff Levingston, Wichita St.....	4	53	13.3
1982	Clyde Drexler, Houston.....	5	41	8.2
1983	Akeem Olajuwon, Houston.....	5	65	13.0
1984	Akeem Olajuwon, Houston.....	5	57	11.4
1985	Ed Pinckney, Villanova.....	6	48	8.0
1986	Pervis Ellison, Louisville.....	6	57	9.5
1987	Derrick Coleman, Syracuse.....	6	73	12.2
1988	Danny Manning, Kansas.....	6	56	9.3
1989	Daryll Walker, Seton Hall.....	6	58	9.7
1990	Larry Johnson, UNLV.....	6	75	12.5
1991	Larry Johnson, UNLV.....	5	51	10.2
1992	*Chris Webber, Michigan.....	6	58	9.7
1993	*Chris Webber, Michigan.....	6	68	11.3
1994	Cherokee Parks, Duke.....	6	55	9.2
1995	Ed O'Bannon, UCLA.....	4	54	9.0
1996	Tim Duncan, Wake Forest.....	5	52	13.0
1997	A.J. Bramlett, Arizona.....	6	62	10.3
1998	Antawn Jamison, North Carolina.....	5	63	12.6
1999	Elton Brand, Duke.....	6	55	9.2
2000	Brendan Haywood, North Carolina.....	5	48	9.6
2001	Shane Battier, Duke.....	6	61	10.2
2002	Drew Gooden, Kansas.....	5	61	12.2
2003	Nick Collison, Kansas.....	6	81	13.5
2004	Emeka Okafor, Connecticut.....	6	68	11.3
2005	Sean May, North Carolina.....	6	64	10.7
2006	Al Horford, Florida.....	6	60	10.0

*later vacated

Highest Rebounding Average

Year	Player, Team	G	Reb.	Avg.
1951	Bill Spivey, Kentucky.....	4	65	16.3
1957	John Green, Michigan St.....	4	77	19.3
1958	Elgin Baylor, Seattle.....	5	91	18.2
1959	Oscar Robertson, Cincinnati.....	4	63	15.8
1960	Howard Jolliff, Ohio.....	3	65	21.7
1961	Jerry Lucas, Ohio St.....	4	73	18.3
1962	Mel Counts, Oregon St.....	3	53	17.7
1963	Nate Thurmond, Bowling Green.....	3	70	23.3
1964	Paul Silas, Creighton.....	3	57	19.0
1965	James Ware, Oklahoma City.....	3	55	18.3
1966	Elvin Hayes, Houston.....	3	50	16.7
1967	Don May, Dayton.....	5	82	16.4
1968	Elvin Hayes, Houston.....	5	97	19.4
1969	Lew Alcindor, UCLA.....	4	64	16.0
1970	Artis Gilmore, Jacksonville.....	5	93	18.6
1971	*Clarence Glover, Western Ky.....	5	89	17.8
	Collis Jones, Notre Dame.....	3	49	16.3
1972	Bill Walton, UCLA.....	4	64	16.0
1973	Bill Walton, UCLA.....	4	58	14.5
1974	Marvin Barnes, Providence.....	3	51	17.0
1975	Mike Franklin, Cincinnati.....	3	49	16.3
1976	Al Fleming, Arizona.....	3	39	13.0

1977	Phil Hubbard, Michigan	3	45	15.0
1978	Greg Kelsner, Michigan St.	3	37	12.3
1979	Larry Bird, Indiana St.	5	67	13.4
1980	Durand Macklin, LSU	3	31	10.3
1981	Cliff Levingston, Wichita St.	4	53	13.3
1982	Ed Pinckney, Villanova	3	30	10.0
1983	Akeem Olajuwon, Houston	5	65	13.0
1984	*Keith Lee, Memphis	3	37	12.3
	Akeem Olajuwon, Houston	5	57	11.4
1985	Karl Malone, Louisiana Tech	3	40	13.3
1986	David Robinson, Navy	4	47	11.8
1987	Derrick Coleman, Syracuse	6	73	12.2
1988	Pervis Ellison, Louisville	3	33	11.0
1989	Pervis Ellison, Louisville	3	31	10.3
	Stacey King, Oklahoma	3	31	10.3
1990	*Dale Davis, Clemson	3	44	14.7
1991	Byron Houston, Oklahoma St.	3	36	12.0
	Perry Carter, Ohio St.	3	36	12.0
1992	Doug Edwards, Florida St.	3	32	10.7
1993	*Chris Webber, Michigan	6	68	11.3
1994	*Jwan Howard, Michigan	4	51	12.8
1995	Tim Duncan, Wake Forest	3	43	14.3
1996	Tim Duncan, Wake Forest	4	52	13.0
1997	Paul Pierce, Kansas	3	36	12.0
1998	Antawn Jamison, North Carolina	5	63	12.6
1999	Eduardo Najera, Oklahoma	3	35	11.7
2000	Eric Coley, Tulsa	4	43	10.8
2001	Dan Gadzuric, UCLA	3	36	12.0
2002	Drew Gooden, Kansas	5	61	12.2
2003	Nick Collison, Kansas	6	81	13.5
2004	Emeka Okafor, Connecticut	6	68	11.3
2005	Paul Davis, Michigan St.	5	58	11.6
2006	P.J. Tucker, Texas	4	50	12.5

*later vacated

Most Assists

Year	Player, Team	G	Ast.
1984	Reid Gettys, Houston	5	36
1985	Michael Jackson, Georgetown	6	45
1986	Cedric Hunter, Kansas	5	42
1987	Mark Wade, UNLV	5	61
1988	Ricky Grace, Oklahoma	6	41
1989	Rumeal Robinson, Michigan	6	56
1990	Bobby Hurley, Duke	6	39
1991	Bobby Hurley, Duke	6	43
1992	Bobby Hurley, Duke	6	47
1993	Jason Kidd, California	3	31
1994	Grant Hill, Duke	6	34
1995	Tyus Edney, UCLA	6	38
1996	Lazarus Sims, Syracuse	6	46
1997	Ed Cota, North Carolina	5	36
1998	Andre Miller, Utah	6	41
1999	Mateen Cleaves, Michigan St.	5	38
2000	Ed Cota, North Carolina	5	37
2001	Jason Williams, Duke	6	31
2002	Steve Blake, Maryland	6	40
2003	T.J. Ford, Texas	5	51
2004	Aaron Miles, Kansas	4	34

Year	Player, Team	G	Ast.
2005	Deron Williams, Illinois	6	50
2006	Marcus Williams, Connecticut	4	35

Most Blocked Shots

Year	Player, Team	G	Blk.
1986	David Robinson, Navy	4	23
1987	Derrick Coleman, Syracuse	6	16
1988	Tim Perry, Temple	4	20
1989	Alonzo Mourning, Georgetown	4	19
1990	Larry Johnson, UNLV	6	11
1991	Elmore Spencer, UNLV	5	15
	Mark Strickland, Temple	5	15
1992	*Chris Webber, Michigan	6	17
1993	Rodney Dobard, Florida St.	4	15
	*Chris Webber, Michigan	6	15
1994	Cherokee Parks, Duke	6	18
1995	Marcus Camby, Massachusetts	4	18
1996	*Marcus Camby, Massachusetts	5	21
1997	Kelvin Cato, Iowa St.	3	14
1998	Jamaal Magloire, Kentucky	6	18
1999	Ken Johnson, Ohio St.	5	21
2000	Brendan Haywood, North Carolina	5	15
2001	Loren Woods, Arizona	6	24
2002	Lonny Baxter, Maryland	6	13
2003	Nick Collison, Kansas	6	15
2004	Emeka Okafor, Connecticut	6	13
2005	Channing Frye, Arizona	4	17
2006	Joakim Noah, Florida	6	29

Most Steals

Year	Player, Team	G	Stl.
1986	Tommy Amaker, Duke	6	18
1987	Mark Wade, UNLV	5	18
1988	Mookie Blaylock, Oklahoma	6	23
1989	Kendall Gill, Illinois	5	17
1990	Lee Mayberry, Arkansas	5	18
1991	Grant Hill, Duke	6	15
1992	John Pelphrey, Kentucky	4	13
	Christian Laettner, Duke	6	13
1993	Rick Brunson, Temple	4	14
1994	Dan Cross, Florida	5	12
1995	Cameron Dollar, UCLA	6	15
1996	*Edgar Padilla, Massachusetts	5	19
1997	Jason Terry, Arizona	6	17
	Wayne Turner, Kentucky	6	17
1998	Wayne Turner, Kentucky	6	13
1999	Pepe Sanchez, Temple	4	14
2000	Mike Kelley, Wisconsin	5	19
2001	Gilbert Arenas, Arizona	6	17
2002	Andrew Mitchell, Kent St.	4	15
2003	Gerry McNamara, Syracuse	6	15
2004	Jarrett Jack, Georgia Tech	6	13
2005	Rajon Ronda, Kentucky	4	12
2006	Jamaal Williams, Washington	3	11
	Randy Foye, Villanova	4	11

Seeds History

All-Time Number One Seeds

10	Duke, 1986-2006	3	Purdue, 1988-96	1	Louisville, 1983
10	North Carolina, 1979-2005	3	St. John's (N.Y.), 1983-86	1	Maryland, 2002
9	Kentucky, 1980-2004	3	Stanford, 2000-04	1	Massachusetts, 1996
6	Kansas, 1986-2002	3	UCLA, 1979-95	1	Memphis, 2006
5	Arizona, 1988-2003	3	UNLV, 1987-91	1	Minnesota, 1997
5	Georgetown, 1982-89	3	Virginia, 1981-83	1	Missouri, 1994
5	Oklahoma, 1985-2003	2	Arkansas, 1991-94	1	Notre Dame, 1979
4	Connecticut, 1990-2006	2	Indiana, 1987-93	1	Oregon St., 1981
4	DePaul, 1980-84	2	LSU, 1980-81	1	St. Joseph's, 2004
4	Michigan St., 1990-2001	2	Michigan, 1985-93	1	Syracuse, 1980
3	Illinois, 1989-2005	2	Ohio St., 1991-92	1	Temple, 1988
		1	Auburn, 1999	1	Texas, 2003
		1	Cincinnati, 2002	1	Villanova, 2006
		1	Houston, 1983	1	Wake Forest, 1995
		1	Indiana St., 1979	1	Washington, 2005

Furthest Seeds Have Advanced in the Tournament

(SINCE 1979)

Seed	Furthest Finish
# 1	CH—Arkansas 1994, Connecticut 1999, Duke 1992 & 2001, Georgetown 1984, Indiana 1987, Kentucky 1996, Maryland 2002, Michigan St. 2000, UNLV 1990, North Carolina 1982, 1993 & 2005, UCLA 1995
# 2	CH—Connecticut 2004, Duke 1991, Kentucky 1998, Louisville 1980 & 1986, Michigan St. 1979
# 3	CH—Florida 2006, Indiana 1981, Michigan 1989, Syracuse 2003
# 4	CH—Arizona 1997
# 5	2d—Florida 2000, Indiana 2002
# 6	CH—Kansas 1988, North Carolina St. 1983
# 7	T3d—Virginia 1984
# 8	CH—Villanova 1985
# 9	4th—Penn 1979
#10	RR—Dayton 1984, Gonzaga 1999, Kent St. 2002, LSU 1987, Providence 1997, St. John's (N.Y.) 1979, Texas 1990, Temple 1991
#11	T3d—George Mason 2006, LSU 1986
#12	RR—Missouri 2002
#13	RSF—Bradley 2006, Oklahoma 1999, Richmond 1988, Valparaiso 1998
#14	RSF—Cleveland St. 1986, Chattanooga 1997
#15	2dR—Coppin St. 1997, Hampton 2001, Richmond 1991, Santa Clara 1993
#16	—

Won-Lost Records of Tournament Seeds

Year	#1	#2	#3	#4	#5	#6	#7	#8	#9	#10	#11	#12	#13	#14	#15	#16
1979	8-4	11-3	3-4	2-4	2-4	1-4	2-4	2-4	5-5	4-4						
1980	4-4	7-3	2-4	3-4	7-5	11-4	3-4	8-4	0-4	2-4	0-4	1-4				
1981	7-5	5-4	6-3	2-4	6-4	7-4	4-4	4-4	4-4	2-4	1-4	0-4				
1982	10-3	5-4	6-4	4-4	5-4	5-4	3-4	4-4	2-4	1-4	2-4	0-4				
1983	10-4	3-4	5-4	6-4	3-4	7-3	3-4	3-4	1-4	3-4	2-4	1-4	Opening Round			4-4
1984	10-3	6-4	2-4	4-4	5-4	5-4	5-4	3-4	1-4	4-4	1-4	1-4	Opening Round			5-5
1985	13-4	11-4	7-4	4-4	5-4	1-4	5-4	7-3	2-4	0-4	5-4	2-4	1-4	0-4	0-4	0-4
1986	13-4	10-3	3-4	5-4	5-4	5-4	6-4	5-4	1-4	1-4	4-4	2-4	0-4	3-4	0-4	0-4
1987	16-3	11-4	4-4	2-4	6-4	9-4	2-4	1-4	3-4	4-4	0-4	2-4	2-4	1-4	0-4	0-4
1988	14-4	10-4	4-4	5-4	6-4	10-3	4-4	3-4	1-4	1-4	2-4	0-4	2-4	1-4	0-4	0-4
1989	11-4	11-4	13-3	6-4	6-4	0-4	3-4	0-4	4-4	1-4	5-4	1-4	1-4	1-4	0-4	0-4
1990	12-3	5-4	7-4	10-4	3-4	6-4	5-4	3-4	2-4	3-4	3-4	0-4	0-4	1-4	0-4	0-4
1991	13-4	10-3	10-4	7-4	3-4	2-4	2-4	3-4	1-4	4-4	3-4	2-4	1-4	1-4	1-4	0-4
1992	13-3	10-4	5-4	8-4	3-4	10-4	3-4	1-4	4-4	2-4	0-4	2-4	1-4	1-4	0-4	0-4
1993	18-3	8-4	7-4	5-4	4-4	5-4	7-4	2-4	2-4	0-4	1-4	2-4	1-4	0-4	1-4	0-4
1994	13-3	12-4	10-4	6-4	3-4	4-4	2-4	0-4	6-4	3-4	1-4	3-4	0-4	0-4	0-4	0-4
1995	13-3	15-4	3-4	8-4	5-4	6-4	3-4	2-4	2-4	1-4	1-4	1-4	1-4	2-4	0-4	0-4
1996	13-3	12-4	7-4	8-4	5-4	4-4	2-4	2-4	3-4	2-4	1-4	3-4	1-4	0-4	0-4	0-4
1997	15-4	7-4	3-4	11-3	4-4	8-4	2-4	2-4	2-4	5-4	0-4	1-4	0-4	2-4	1-4	0-4
1998	11-4	12-3	10-4	5-4	4-4	3-4	1-4	5-4	1-4	4-4	3-4	1-4	2-4	1-4	0-4	0-4
1999	17-3	5-4	7-4	6-4	3-4	7-4	0-4	0-4	4-4	8-4	0-4	3-4	2-4	1-4	0-4	0-4
2000	10-3	6-4	6-4	7-4	8-4	7-4	4-4	10-4	0-4	4-4	1-4	0-4	0-4	0-4	0-4	0-4
2001	16-3	8-4	8-4	4-4	3-4	4-4	3-4	0-4	4-4	3-4	4-4	3-4	2-4	0-4	1-4	0-4
2002	13-3	11-4	6-4	5-4	5-4	3-4	3-4	5-4	0-4	3-4	3-4	5-4	1-4	0-4	0-4	0-4
2003	13-4	9-4	13-3	3-4	6-4	4-4	4-4	1-4	3-4	3-4	1-4	2-4	1-4	0-4	0-4	0-4
2004	9-4	12-3	10-4	7-4	4-4	5-4	5-4	5-4	2-4	2-4	0-4	2-4	0-4	0-4	0-4	0-4
2005	15-3	7-4	5-4	6-4	7-4	7-4	5-4	1-4	3-4	2-4	1-4	2-4	1-4	1-4	0-4	0-4
2006	11-4	10-4	9-3	7-4	3-4	3-4	4-4	3-4	1-4	2-4	5-4	2-4	2-4	1-4	0-4	0-4

Not Seeded: Opening Round 1-1 in each year from 2001-06

How the Seeds Have Fared

ROUND-BY-ROUND: 1985-2006

	1st	2d	RSF	RF	NSF	CH	Total
#1	88-0	76-12	61-15	36-25	19-17	12-7	292-76
#2	84-4	55-29	40-15	19-21	10-9	4-6	212-84
#3	73-15	41-32	20-21	12-8	8-4	3-5	157-85
#4	70-18	39-31	14-25	9-5	2-7	1-1	135-87
#5	59-29	31-28	5-26	4-1	2-2	0-2	101-88
#6	61-27	34-27	12-22	3-9	2-1	1-1	113-87
#7	53-35	16-37	6-10	0-6			75-88
#8	41-47	9-32	6-3	3-3	1-2	1-0	61-87
#9	47-41	3-44	1-2	0-1			51-88
#10	35-53	17-18	6-11	0-6			58-88
#11	27-61	11-16	4-7	2-2	0-2		44-88
#12	29-59	14-15	1-13	0-1			44-88
#13	18-70	4-14	0-4				22-88
#14	15-73	2-13	0-2				17-88
#15	4-84	0-4					4-88
#16	0-88						0-88
Total	704-704	352-352	176-176	88-88	44-44	22-22	1,392-1,392

Not Seeded: Opening Round 6-6



Photo by Ryan McKeer/NCAA Photos

George Mason surprised the basketball world in 2006 by advancing to the Final Four as a #11 seed. Folarin Campbell led George Mason in scoring during the tournament and needed help from coach Jim Larranaga to return to the court after diving for a loose ball against Florida in the Final Four. The only other #11 to reach the Final Four was LSU in 1986.

Question...

After the Pacific-10's 15 championships, which conference has the second-most NCAA titles?

Answer...

The Big Ten has won 10

Tournament trivia

THE TOURNAMENT

Photo by Rich Clarkson/NCAA Photos



In 1987, Billy Donovan (34) helped #6-seed Providence upset #1-seed Georgetown in the Southeast regional final to advance to the Final Four.

1979-2006 TOTALS

Seed	W	L	Pct.
# 1	341	99	.775
# 2	249	106	.701
# 3	181	108	.626
# 4	156	111	.584
# 5	129	113	.533
# 6	149	110	.575
# 7	95	112	.459
# 8	85	111	.434
# 9	64	113	.362
# 10	74	112	.398
# 11	50	108	.316
# 12	47	108	.303
# 13	22	88	.200
# 14	17	88	.162
# 15	4	88	.043
# 16	0	88	.000
Not Seeded	6	6	.500
Total	1,669	1,669	.500

Final Four Finishes

14 CH, 10 2d, 3d, 19 T3d, 4th
 6 CH, 8 2d, 3d, 9 T3d
 4 CH, 5 2d, 5 T3d
 CH, 2d, 8 T3d
 2 2d, 2 T3d, 4th
 2 CH, 2d, 3d, 2 T3d
 T3d
 CH, 2d, T3d
 4th
 2 T3d

Tournament Upsets

Upsets are defined as when the winner of the game was seeded five or more places lower than the team it defeated.

1979

Rd.	Sd.	Winner	Sd.	Opponent	Score
2nd	10	St. John's (N.Y.)	2	Duke	80-178
2nd	9	Penn	1	North Carolina	72-71
RSF	9	Penn	4	Syracuse	84-76

1980

Rd.	Sd.	Winner	Sd.	Opponent	Score
1st	12	Penn	5	Washington St.	62-55
2nd	8	UCLA	1	DePaul	77-71
2nd	10	Lamar	2	Oregon St.	81-77

1981

Rd.	Sd.	Winner	Sd.	Opponent	Score
1st	11	Northeastern	6	Fresno St.	55-53
2nd	7	Kansas	2	Arizona St.	88-71
2nd	9	St. Joseph's	1	DePaul	49-48
2nd	7	UAB	2	Kentucky	69-62
2nd	8	Kansas St.	1	Oregon St.	50-48

1982

Rd.	Sd.	Winner	Sd.	Opponent	Score
1st	11	Northeastern	6	St. Joseph's	63-62
1st	11	Middle Tenn.	6	Kentucky	50-44
2nd	8	Boston College	1	DePaul	82-75

1983

Rd.	Sd.	Winner	Sd.	Opponent	Score
1st	11	Lamar	6	Alabama	73-50
1st	11	Ohio	6	Illinois St.	51-49
1st	12	Princeton	5	Oklahoma St.	56-53
2nd	7	Iowa	2	Missouri	77-63
2nd	10	Utah	2	UCLA	67-61
RF	6	North Carolina St.	1	Virginia	63-62
CH	6	North Carolina St.	1	Houston	54-52

1984

Rd.	Sd.	Winner	Sd.	Opponent	Score
1st	11	West Virginia	6	Oregon St.	64-62
1st	12	Richmond	5	Auburn	72-71
2nd	10	Dayton	2	Oklahoma	89-85
2nd	7	Virginia	2	Arkansas	53-51 (ot)

1985

Rd.	Sd.	Winner	Sd.	Opponent	Score
1st	13	Navy	4	LSU	78-55
1st	12	Kentucky	5	Washington	66-58
1st	11	Boston College	6	Texas Tech	55-53
1st	11	Auburn	6	Purdue	59-58
2nd	12	Kentucky	4	UNLV	64-61
2nd	11	Boston College	3	Duke	74-73

Rd.	Sd.	Winner	Sd.	Opponent	Score
2nd	8	Villanova	1	Michigan	59-55
2nd	11	Auburn	3	Kansas	66-64
RF	8	Villanova	2	North Carolina	56-44
NSF	8	Villanova	2	Memphis	52-45
CH	8	Villanova	1	Georgetown	66-64

1986

Rd.	Sd.	Winner	Sd.	Opponent	Score
1st	11	LSU	6	Purdue	94-87 (2 ot)
1st	12	DePaul	5	Virginia	72-68
1st	14	Cleveland St.	3	Indiana	83-79
1st	14	Ark.-Little Rock	3	Notre Dame	90-83
2nd	11	LSU	3	Memphis	83-81
2nd	8	Auburn	1	St. John's (N.Y.)	81-65
2nd	12	DePaul	4	Oklahoma	74-69
2nd	14	Cleveland St.	6	St. Joseph's	75-69
2nd	7	Navy	2	Syracuse	97-85
2nd	7	Iowa St.	2	Michigan	72-69
RSF	11	LSU	2	Georgia Tech	70-64
RF	11	LSU	1	Kentucky	59-57

1987

Rd.	Sd.	Winner	Sd.	Opponent	Score
1st	12	Wyoming	5	Virginia	64-60
1st	13	Xavier	4	Missouri	70-69
1st	13	Missouri St.	4	Clemson	65-60
1st	14	Austin Peay	3	Illinois	68-67
2nd	12	Wyoming	4	UCLA	78-68
2nd	10	LSU	2	Temple	72-62
RSF	10	LSU	3	DePaul	63-58
RF	6	Providence	1	Georgetown	88-73

1988

Rd.	Sd.	Winner	Sd.	Opponent	Score
1st	14	Murray St.	3	North Carolina St.	78-75
1st	13	Richmond	4	Indiana	72-69
1st	11	Rhode Island	6	Missouri	87-80
2nd	7	Vanderbilt	2	Pittsburgh	80-74 (ot)
2nd	13	Richmond	5	Georgia Tech	59-55
2nd	11	Rhode Island	3	Syracuse	97-94
CH	6	Kansas	1	Oklahoma	83-79

1989

Rd.	Sd.	Winner	Sd.	Opponent	Score
1st	11	Texas	6	Georgia Tech	76-70
1st	13	Middle Tenn.	4	Florida St.	97-83
1st	11	South Ala.	6	Alabama	86-84
1st	11	Minnesota	6	Kansas St.	86-75
1st	14	Siena	3	Stanford	80-78
1st	12	DePaul	5	Memphis	66-63
1st	11	Evansville	6	Oregon St.	94-90 (ot)

1990

Rd.	Sd.	Winner	Sd.	Opponent	Score
1st	14	UNI	3	Missouri	74-71
1st	12	Ball St.	5	Oregon St.	54-53

Rd.	Sd.	Winner	Sd.	Opponent	Score
1st	11	Loyola Marymount	6	New Mexico St.	111-92
1st	12	Dayton	5	Illinois	88-86
2nd	12	Ball St.	4	Louisville	62-60
2nd	11	Loyola Marymount	3	Michigan	149-115
2nd	7	Alabama	2	Arizona	77-55
2nd	7	UCLA	2	Kansas	71-70
2nd	8	North Carolina	1	Oklahoma	79-77
2nd	10	Texas	2	Purdue	73-72

1991

Rd.	Sd.	Winner	Sd.	Opponent	Score
1st	11	Creighton	6	New Mexico St.	64-56
1st	11	Connecticut	6	LSU	79-62
1st	14	Xavier	3	Nebraska	89-84
1st	12	Eastern Mich.	5	Mississippi St.	76-56
1st	13	Penn St.	4	UCLA	74-69
1st	15	Richmond	2	Syracuse	73-69
RSF	10	Temple	3	Oklahoma St.	72-63 (ot)

1992

Rd.	Sd.	Winner	Sd.	Opponent	Score
1st	14	East Tenn. St.	3	Arizona	87-80
1st	12	New Mexico St.	5	DePaul	81-73
1st	13	La.-Lafayette	4	Oklahoma	87-83
2nd	9	UTEP	1	Kansas	66-60
2nd	7	Georgia Tech	2	Southern California	79-78
RF	6	Michigan	1	Ohio St.	75-71 (ot)

1993

Rd.	Sd.	Winner	Sd.	Opponent	Score
1st	11	Tulane	6	Kansas St.	55-53
1st	12	George Washington	5	New Mexico	82-68
1st	13	Southern U.	4	Georgia Tech	93-78
1st	15	Santa Clara	2	Arizona	64-61
2nd	7	Western Ky.	2	Seton Hall	72-68

1994

Rd.	Sd.	Winner	Sd.	Opponent	Score
1st	12	Wis.-Green Bay	5	California	61-57
1st	12	Tulsa	5	UCLA	112-102
1st	11	Pennsylvania	6	Nebraska	90-80
2nd	12	Tulsa	4	Oklahoma St.	82-80
2nd	10	Maryland	2	Massachusetts	95-87
2nd	9	Boston College	1	North Carolina	75-72

1995

Rd.	Sd.	Winner	Sd.	Opponent	Score
1st	12	Miami (Ohio)	5	Arizona	71-62
1st	13	Manhattan	4	Oklahoma	77-67
1st	14	Weber St.	3	Michigan St.	79-72
1st	14	Old Dominion	3	Villanova	89-81 (3ot)
1st	11	Texas	6	Oregon	90-73

1996

Rd.	Sd.	Winner	Sd.	Opponent	Score
1st	13	Princeton	4	UCLA	43-41
1st	11	Boston College	6	Indiana	64-51
1st	12	Drexel	5	Memphis	75-63
1st	12	Arkansas	5	Penn St.	86-80
2nd	8	Georgia	1	Purdue	76-69
2nd	12	Arkansas	4	Marquette	65-56

1997

Rd.	Sd.	Winner	Sd.	Opponent	Score
1st	15	Coppin St.	2	South Carolina	78-65
1st	12	Col. of Charleston	5	Maryland	75-66
1st	14	Chattanooga	3	Georgia	73-70
2nd	14	Chattanooga	6	Illinois	75-63
2nd	10	Providence	2	Duke	98-87

1998

Rd.	Sd.	Winner	Sd.	Opponent	Score
1st	11	Washington	6	Xavier	69-68
1st	14	Richmond	3	South Carolina	62-61
1st	12	Florida St.	5	TCU	96-87
1st	13	Valparaiso	4	Mississippi	70-69
1st	11	Western Mich.	6	Clemson	75-72
2nd	10	West Virginia	2	Cincinnati	75-74
2nd	8	Rhode Island	1	Kansas	80-75

1999

Rd.	Sd.	Winner	Sd.	Opponent	Score
1st	12	Missouri St.	5	Wisconsin	43-32

Rd.	Sd.	Winner	Sd.	Opponent	Score
1st	13	Oklahoma	4	Arizona	61-60
1st	12	Detroit	5	UCLA	56-53
1st	14	Weber St.	3	North Carolina	76-74
2nd	12	Missouri St.	4	Tennessee	81-51
2nd	10	Purdue	2	Miami (Fla.)	73-63
2nd	13	Oklahoma	5	Charlotte	85-72
2nd	10	Miami (Ohio)	2	Utah	66-58
2nd	10	Gonzaga	2	Stanford	82-74

2000

Rd.	Sd.	Winner	Sd.	Opponent	Score
1st	11	Pepperdine	6	Indiana	77-57
2nd	8	Wisconsin	1	Arizona	66-59
2nd	10	Gonzaga	2	St. John's (N.Y.)	82-76
2nd	10	Seton Hall	2	Temple	67-65 (ot)
2nd	8	North Carolina	1	Stanford	60-53

2001

Rd.	Sd.	Winner	Sd.	Opponent	Score
1st	12	Gonzaga	5	Virginia	86-85
1st	13	Indiana St.	4	Oklahoma	70-68 (ot)
1st	12	Utah St.	5	Ohio St.	77-68 (ot)
1st	13	Kent St.	4	Indiana	77-73
1st	11	Georgia St.	6	Wisconsin	50-49
1st	15	Hampton	2	Iowa St.	58-57

2002

Rd.	Sd.	Winner	Sd.	Opponent	Score
1st	13	UNC Wilmington	4	Southern Cal	93-89 (ot)
1st	12	Missouri	5	Miami (Fla.)	93-80
1st	11	Wyoming	6	Gonzaga	73-66
1st	12	Tulsa	5	Marquette	71-69
1st	11	Southern Ill.	6	Texas Tech	76-68
1st	12	Creighton	5	Florida	83-82 (2ot)
2nd	10	Kent St.	2	Alabama	71-58
2nd	8	UCLA	1	Cincinnati	105-101 (ot)
2nd	12	Missouri	4	Ohio St.	83-67
2nd	11	Southern Ill.	3	Georgia	77-75
RSF	10	Kent St.	3	Pittsburgh	78-73 (ot)

2003

Rd.	Sd.	Winner	Sd.	Opponent	Score
1st	13	Tulsa	4	Dayton	84-71
1st	11	Central Mich.	6	Creighton	79-73
1st	12	Butler	5	Mississippi St.	47-46
2nd	7	Michigan St.	2	Florida	68-46
2nd	12	Butler	4	Louisville	79-71
2nd	10	Auburn	2	Wake Forest	68-62

2004

Rd.	Sd.	Winner	Sd.	Opponent	Score
1st	12	Pacific	5	Providence	66-58
1st	12	Manhattan	5	Florida	75-60
2nd	9	UAB	1	Kentucky	76-75
2nd	10	Nevada	2	Gonzaga	91-72
2nd	7	Xavier	2	Mississippi St.	89-74
2nd	8	Alabama	1	Stanford	70-67

2005

Rd.	Sd.	Winner	Sd.	Opponent	Score
1st	12	Wis.-Milwaukee	5	Alabama	83-73
1st	11	UAB	6	LSU	82-68
1st	14	Bucknell	3	Kansas	64-63
1st	13	Vermont	4	Syracuse	60-57 (ot)
2nd	12	Wis.-Milwaukee	4	Boston College	83-75
2nd	7	West Virginia	2	Wake Forest	111-105 (2ot)
2nd	10	North Carolina St.	2	Connecticut	65-62

2006

Rd.	Sd.	Winner	Sd.	Opponent	Score
1st	12	Texas A&M	5	Syracuse	66-58
1st	14	Northwestern St.	3	Iowa	64-63
1st	13	Bradley	4	Kansas	77-73
1st	11	George Mason	6	Michigan St.	75-65
1st	12	Montana	5	Nevada	87-79
1st	11	Wis.-Milwaukee	6	Oklahoma	82-74
2nd	13	Bradley	5	Pittsburgh	72-66
2nd	11	George Mason	3	North Carolina	65-60
2nd	7	Wichita St.	2	Tennessee	80-73
2nd	7	Georgetown	2	Ohio St.	70-52
RF	11	George Mason	1	Connecticut	86-84 (ot)

Entering the NCAA Tournament, These Teams...

...WERE UNDEFEATED.

Year	Team (Coach)	Record	Results
1951	Columbia (Lou Rossini)	21-0	0-1
1956	San Francisco (Phil Woolpert)	25-0	4-0, CHAMPION
1957	North Carolina (Frank McGuire)	27-0	5-0, CHAMPION
1961	Ohio St. (Fred Taylor)	24-0	3-1, Final Four—2nd
1964	UCLA (John Wooden)	26-0	4-0, CHAMPION
1967	UCLA (John Wooden)	26-0	4-0, CHAMPION
1968	Houston (Guy Lewis)	28-0	3-2, Final Four—4th
1968	St. Bonaventure (Larry Weise)	22-0	1-2
1971	Marquette (Al McGuire)	26-0	2-1, Regional 3rd
1971	Penn (Dick Harter)	26-0	2-1, Regional 2nd
1972	UCLA (John Wooden)	26-0	4-0, CHAMPION
1973	UCLA (John Wooden)	26-0	4-0, CHAMPION
1975	Indiana (Bob Knight)	29-0	2-1, Regional 2nd
1976	Indiana (Bob Knight)	27-0	5-0, CHAMPION
1976	Rutgers (Tom Young)	28-0	3-2, Final Four—4th
1979	Indiana St. (Bill Hodges)	29-0	4-1, Final Four—2nd
1991	UNLV (Jerry Tarkanian)	30-0	4-1, Final Four—tie 3rd

...HAD ONE LOSS.

Year	Team (Coach)	Record	Results
1942	Colorado (Frosty Cox)	15-1	1-1, Final Four—tie 3rd
1944	Dartmouth (Earl Brown)	17-1	2-1, Final Four—2nd
1946	Harvard (Floyd Stahl)	20-1	0-2, Regional 2nd
1947	Navy (Ben Carnevale)	16-1	0-2, Regional 2nd
1947	Texas (Jack Gray)	24-1	2-1, Final Four—3rd
1948	Columbia (Gordon Ridings)	20-1	0-2, Regional 2nd
† 1953	Lebanon Valley (George Marquette)	18-1	1-2
1953	LSU (Harry Rabenhorst)	20-1	2-2, Final Four—4th
1954	Seattle (Al Brightman)	26-1	0-1
1955	San Francisco (Phil Woolpert)	23-1	5-0, CHAMPION
† 1955	Williams (Alex Shaw)	17-1	0-1
† 1956	Wayne St. (Mich.) (Joel Mason)	17-1	1-2
1958	San Francisco (Phil Woolpert)	24-1	1-1
1958	West Virginia (Fred Schaus)	26-1	0-1
1959	Kansas St. (Tex Winter)	24-1	1-1, Regional 2nd
1960	California (Pete Newell)	24-1	4-1, Final Four—2nd
1960	Cincinnati (George Smith)	25-1	3-1, Final Four—3rd
1962	Ohio St. (Fred Taylor)	23-1	3-1, Final Four—2nd
1963	Cincinnati (Ed Jucker)	23-1	3-1, Final Four—2d
1965	Providence (Joe Mullaney)	22-1	2-1, Regional 2nd
1965	St. Joseph's (Jack Ramsay)	25-1	1-2
1966	Kentucky (Adolph Rupp)	24-1	3-1, Final Four—2nd
1966	UTEP (Don Haskins)	23-1	5-0, CHAMPION
1967	Toledo (Bob Nichols)	23-1	0-1
1968	UCLA (John Wooden)	25-1	4-0, CHAMPION
1969	Santa Clara (Dick Garibaldi)	26-1	1-1, Regional 2nd
1969	UCLA (John Wooden)	25-1	4-0, CHAMPION
1970	Jacksonville (Joe Williams)	23-1	4-1, Final Four—2nd
1970	Kentucky (Adolph Rupp)	25-1	1-1, Regional 2nd
1970	Penn (Dick Harter)	25-1	0-1
1970	St. Bonaventure (Larry Weise)	22-1	3-2, Final Four—4th
1971	Kansas (Ted Owens)	25-1	2-2, Final Four—4th
1971	UCLA (John Wooden)	25-1	4-0, CHAMPION
1974	North Carolina St. (Norm Sloan)	26-1	4-0, CHAMPION
1976	Marquette (Al McGuire)	25-1	2-1, Regional 2nd
1976	UNLV (Jerry Tarkanian)	28-1	1-1
1977	Arkansas (Eddie Sutton)	26-1	0-1
1977	San Francisco (Bob Gaillard)	29-1	0-1
1980	Alcorn St. (Davey L. Whitney)	27-1	1-1
1980	DePaul (Ray Meyer)	26-1	0-1
1981	DePaul (Ray Meyer)	27-1	0-1
1981	*Oregon St. (Ralph Miller)	26-1	0-1
1982	DePaul (Ray Meyer)	26-1	0-1
1987	UNLV (Jerry Tarkanian)	33-1	4-1, Final Four—tie 3rd
1988	Temple (John Chaney)	29-1	3-1, Regional 2nd
1990	La Salle (Speedy Morris)	29-1	1-1
1996	*Massachusetts (John Calipari)	31-1	4-1, Final Four—tie 3rd
1996	*Texas Tech (James Dickey)	28-1	2-1
1997	Kansas (Roy Williams)	32-1	2-1
1998	Princeton (Bill Carmody)	26-1	1-1
1999	Duke (Mike Krzyzewski)	32-1	5-1, Final Four—2nd
2004	St. Joseph's (Phil Martelli)	27-1	3-1, Regional 2nd
2004	Stanford (Mike Montgomery)	29-1	1-1
2005	Illinois (Bruce Weber)	32-1	5-1, Final Four—2nd

† Before the advent of the College Division (now Division III), the tournament committee had the option of selecting teams below Division I.

...HAD TWO LOSSES.

Year	Team (Coach)	Record	Results
1940	Colorado (Frosty Cox)	17-2	0-2, Regional 2nd
1940	Duquesne (Chick Davies)	19-2	1-1, Final Four—tie 3rd
1940	Rice (Buster Brannon)	21-2	1-1, Regional 2nd
1940	Southern California (Sam Barry)	19-2	1-1, Final Four—tie 3rd
1940	Springfield (Ed Hickox)	16-2	0-1, Regional 2nd
1941	Arkansas (Glen Rose)	19-2	1-1, Final Four—tie 3rd
1942	Penn St. (John Lawther)	17-2	1-1, Regional 2nd
1943	Dartmouth (Ozzie Cowles)	19-2	1-1, Regional 2nd
1943	Wyoming (Everett Shelton)	28-2	3-0, CHAMPION
1945	Utah (Vadal Peterson)	17-2	0-2, Regional 2d
1946	New York U. (Howard Cann)	18-2	1-1, Regional 2nd
1946	Oklahoma St. (Henry Iba)	28-2	3-0, CHAMPION
1948	Kentucky (Adolph Rupp)	31-2	3-0, CHAMPION
1949	Kentucky (Adolph Rupp)	29-2	3-0, CHAMPION
1950	Holy Cross (Buster Sheary)	27-2	0-2, Regional 2nd
1951	Kentucky (Adolph Rupp)	28-2	4-0, CHAMPION
1952	Kansas (Phog Allen)	22-2	4-0, CHAMPION
1952	Kentucky (Adolph Rupp)	28-2	1-1, Regional 2nd
1953	Washington (Tippy Dye)	25-2	3-1, Final Four—3rd
1954	Connecticut (Hugh Greer)	23-2	0-1
1954	George Washington (Bill Reinhart)	23-2	0-1
1954	Notre Dame (John Jordan)	20-2	2-1, Regional 2nd
1955	Kentucky (Adolph Rupp)	22-2	1-1
1955	Marquette (Jack Nagle)	22-2	2-1, Regional 2nd
1956	SMU (Doc Hayes)	22-2	3-2, Final Four—4th
1957	Kansas (Dick Harp)	21-2	3-1, Final Four—2nd
1957	Idaho St. (John Grayson)	24-2	1-2
1958	Temple (Harry Litwack)	24-2	3-1, Final Four—3rd
1958	Cincinnati (George Smith)	24-2	1-1
1959	Kentucky (Adolph Rupp)	23-2	1-1
1960	Utah (Jack Gardner)	24-2	2-1
1962	Cincinnati (Ed Jucker)	25-2	4-0, CHAMPION
1962	Kentucky (Adolph Rupp)	22-2	1-1, Regional 2nd
1963	Loyola (Ill.) (George Ireland)	24-2	5-0, CHAMPION
1963	Duke (Vic Bubas)	24-2	3-1, Final Four—3rd
1963	Arizona St. (Ned Wulk)	24-2	2-1, Regional 2nd
1964	UTEP (Don Haskins)	23-2	2-1
1965	UCLA (John Wooden)	24-2	4-0, CHAMPION
1965	Connecticut (Fred Shabel)	23-2	0-1
1966	Western Ky. (Johnny Oldham)	23-2	2-1
1966	Loyola (Ill.) (George Ireland)	22-2	0-1
1967	Princeton (Butch van Breda Kolff)	23-2	2-1
1967	Western Ky. (Johnny Oldham)	23-2	0-1
1967	Boston College (Bob Cousy)	19-2	2-1, Regional 2nd
1969	Davidson (Lefty Driesell)	25-2	2-1, Regional 2nd
1969	Weber St. (Phil Johnson)	25-2	2-1
1970	UCLA (John Wooden)	24-2	4-0, CHAMPION
1970	New Mexico St. (Lou Henson)	23-2	4-1, Final Four—3rd
1970	Western Ky. (Johnny Oldham)	22-2	0-1
1971	Fordham (Digger Phelps)	24-2	2-1
1972	Hawaii (Red Rocha)	24-2	0-1
1972	Marquette (Al McGuire)	24-2	1-2
1972	Penn (Chuck Daly)	23-2	2-1, Regional 2nd
1973	*Long Beach St. (Jerry Tarkanian)	24-2	2-1
1973	Providence (Dave Gavitt)	24-2	3-2, Final Four—4th
1974	Notre Dame (Digger Phelps)	24-2	2-1
1975	Louisville (Denny Crum)	24-2	4-1, Final Four—3rd
1976	Western Mich. (Eldon Miller)	24-2	1-1
1977	UNLV (Jerry Tarkanian)	25-2	4-1, Final Four—3rd
1977	Detroit (Dick Vitale)	25-2	1-1
1978	Kentucky (Joe B. Hall)	25-2	5-0, CHAMPION
1978	DePaul (Ray Meyer)	25-2	2-1, Regional 2nd
1978	UCLA (Gary Cunningham)	24-2	1-1
1980	Weber St. (Neil McCarthy)	26-2	0-1
1982	North Carolina (Dean Smith)	27-2	5-0, CHAMPION
1982	Fresno St. (Boyd Grant)	26-2	1-1
1982	Idaho (Don Monson)	26-2	1-1
1983	Houston (Guy Lewis)	27-2	4-1, Final Four—2nd
1983	UNLV (Jerry Tarkanian)	28-2	0-1
1984	DePaul (Ray Meyer)	26-2	1-1
1984	North Carolina (Dean Smith)	27-2	1-1
1985	Georgetown (John Thompson)	30-2	5-1, Final Four—2nd
1985	Louisiana Tech (Andy Russo)	27-2	2-1
1986	Duke (Mike Krzyzewski)	32-2	5-1, Final Four—2nd
1986	Bradley (Dick Versace)	31-2	1-1
1987	*DePaul (Joey Meyer)	26-2	2-1
1988	Arizona (Lute Olson)	31-2	4-1, Final Four—tie 3rd
1988	N.C. A&T (Don Corbett)	26-2	0-1
1989	Ball St. (Rick Majerus)	28-2	1-1
1991	Princeton (Pete Carril)	24-2	0-1
1992	Duke (Mike Krzyzewski)	28-2	6-0, CHAMPION
1994	Penn (Fran Dunphy)	24-2	1-1

Year	Team (Coach)	Record	Results
1995	UCLA (Jim Harrick)	25-2	6-0, CHAMPION
1996	*Connecticut (Jim Calhoun)	30-2	2-1
1996	Kentucky (Rick Pitino)	28-2	6-0, CHAMPION
1997	Col. of Charleston (John Kresse)	28-2	1-1
1999	Col. of Charleston (John Kresse)	28-2	0-1
1999	Connecticut (Jim Calhoun)	28-2	6-0, CHAMPION
2001	Stanford (Mike Montgomery)	28-2	3-1, Regional 2nd
2004	Gonzaga (Mark Few)	27-2	1-1
2006	George Washington (Karl Hobbs)	26-2	1-1

...HAD A .500 RECORD.

Year	Team (Coach)	Record	How It Qualified	Results
1958	Wyoming (Everett Shelton)	13-13	Skyline Conference champion at 10-4	0-1
1965	West Virginia (George King)	14-14	won Southern Conference tournament	0-1
1972	East Caro. (Tom Quinn)	14-14	won Southern Conference tournament	0-1
1985	Penn (Craig Littlepage)	13-13	Ivy Group champion at 10-4	0-1
1987	Fairfield (Mitch Buonaguro)	15-15	won Metro Atlantic Conference tournament	0-1
1987	Idaho St. (Jim Boutin)	15-15	won Big Sky Conference tournament	0-1
2000	Lamar (Mike Deane)	15-15	won Southland Conference tournament	0-1

...HAD A LOSING RECORD.

Year	Team (Coach)	Record	How It Qualified	Results
1955	Bradley (Bob Vanatta)	7-19	‡ Independent	2-1, Regional 2nd
1955	Oklahoma City (Doyle Parrack)	9-17	‡ Independent	0-1
1961	George Washington (Bill Reinhardt)	9-16	won Southern Conference tournament	0-1
1974	Texas (Leon Black)	12-14	Southwest Conference champion at 11-3	0-1
1978	Missouri (Norm Stewart)	14-15	won Big Eight Conference tournament	0-1
1985	Lehigh (Tom Schneider)	12-18	won East Coast Conference tournament	0-1
1986	Montana St. (Stu Starnier)	14-16	won Big Sky Conference tournament	0-1
1993	East Caro. (Eddie Payne)	13-16	won Colonial Conference tournament	0-1
1995	Florida Int'l (Bob Weiltich)	11-18	won Trans America Conference tournament	0-1
1996	San Jose St. (Stan Morrison)	13-16	won Big West Conference tournament	0-1
1996	UCF (Kirk Speraw)	11-18	won Trans America Conference tournament	0-1
1997	Jackson St. (Andy Stoglin)	14-15	won Southwestern Athletic Conference tournament	0-1
1997	Fairfield (Paul Cormier)	11-18	won Metro Atlantic Conference tournament	0-1
1998	Prairie View (Elwood Plummer)	13-16	won Southwestern Conference tournament	0-1
1999	Florida A&M (Mickey Clayton)	12-18	won Mid-Eastern Athletic Conference tournament	0-1
2002	Siena (Rob Lanier)	16-18	won Metro Atlantic Conference tournament	1-1
2003	UNC Asheville (Eddie Biedenbach)	14-16	won Big South Conference tournament	1-1
2004	Florida A&M (Mike Gillespie)	14-16	won Mid-Eastern Conference tournament	1-1
2005	Oakland (Greg Kampe)	12-18	won Mid-Continent Conference tournament	1-1

‡ District 5 committee restricted to District 5 independents (only two in the district) to fill out bracket; this rule was changed for the 1956 tournament.

...HAD A LOSING CONFERENCE RECORD AS AT-LARGE SELECTIONS.

Year	Team (Coach)	Overall Record	Conference	Conference Record	Conference Finish	Results
1960	Southern Calif. (Forrest Twogood)	16-10	AAWU	5-7	3d	0-1
1983	Alabama (Wimp Sanderson)	20-11	Southeastern	8-10	T8th	0-1
1984	Virginia (Terry Holland)	17-11	Atlantic Coast	6-8	T5th	4-1, T3d
1985	Boston College (Gary Williams)	18-10	Big East	7-9	6th	2-1
1986	Maryland (Lefty Driesell)	18-13	Atlantic Coast	6-8	6th	1-1
1987	LSU (Dale Brown)	21-14	Southeastern	8-10	T6th	3-1, RR
1988	Iowa St. (Johnny Orr)	20-11	Big Eight	6-8	5th	0-1
1988	Maryland (Bob Wade)	17-12	Atlantic Coast	6-8	5th	1-1
1989	Providence (Rick Barnes)	18-10	Big East	7-9	T5th	0-1
1990	Indiana (Bob Knight)	18-10	Big Ten	8-10	7th	0-1
1990	Virginia (Terry Holland)	19-11	Atlantic Coast	6-8	T5th	1-1
1991	Georgia Tech (Bobby Cremins)	16-12	Atlantic Coast	6-8	T5th	1-1
1991	Villanova (Rollie Massimino)	16-14	Big East	7-9	T7th	1-1
1991	Virginia (Jeff Jones)	21-11	Atlantic Coast	6-8	T5th	0-1
1992	Iowa St. (Johnny Orr)	20-12	Big Eight	5-9	T6th	1-1
1992	Wake Forest (Dave Odom)	17-11	Atlantic Coast	7-9	5th	0-1
1994	Seton Hall (P.J. Carlesimo)	17-12	Big East	8-10	7th	0-1
1994	Wisconsin (Stu Jackson)	17-10	Big Ten	8-10	7th	1-1
1995	Iowa St. (Tim Floyd)	22-10	Big Eight	6-8	5th	1-1
1996	Clemson (Rick Barnes)	18-10	Atlantic Coast	7-9	6th	0-1
1997	Virginia (Jeff Jones)	18-12	Atlantic Coast	7-9	6th	0-1
1998	Clemson (Rick Barnes)	18-13	Atlantic Coast	7-9	T4th	0-1
1998	Florida St. (Steve Robinson)	17-13	Atlantic Coast	6-10	T6th	1-1
1999	Purdue (Gene Keady)	19-12	Big Ten	7-9	7th	2-1
2001	Penn St. (Jerry Dunn)	19-11	Big Ten	7-9	T6th	2-1
2003	Alabama (Mark Gottfried)	17-11	Southeastern	7-9	4th	0-1
2005	Iowa (Steve Alford)	21-11	Big Ten	7-9	7th	0-1
2005	North Carolina St. (Herb Sendek)	19-13	Atlantic Coast	7-9	T6th	2-1



Photo by Rich Clarkson/NCAA Photos

Despite a losing league record in the Atlantic Coast Conference, coach Bobby Cremins and Georgia Tech received an at-large bid to the 1991 NCAA tournament.

Question...

Which are the only two schools to have its men's and women's basketball teams both ranked No. 1 in the nation by the Associated Press at the same time?

Answer...

Connecticut and Duke

At-Large Selections History

LOSSES FOR AT-LARGE TEAMS (SINCE 1985)

Teams	Year	Won	Lost	Pct.
Villanova	1991	16	14	.533
Georgia	2001	16	14	.533
Kansas St.	1990	17	14	.548
Villanova	1990	18	14	.563
LSU	1987	21	14	.600
LSU	1988	16	13	.552
Michigan	1995	17	13	.567
Florida St.	1998	17	13	.567
Maryland	1986	18	13	.581
Clemson	1998	18	13	.581
North Carolina	2000	18	13	.581
Wisconsin	2000	18	13	.581
North Carolina St.	2005	19	13	.594

FEWEST WINS FOR AT-LARGE TEAMS (SINCE 1985)

Teams	Year	Won	Lost	Pct.
Villanova	1991	16	14	.533
Georgia	2001	16	14	.533
LSU	1988	16	13	.552
Kentucky	1985	16	12	.571
*DePaul	1986	16	12	.571
Georgia Tech	1987	16	12	.571
Notre Dame	1990	16	12	.571
Ohio St.	1990	16	12	.571
Georgia Tech	1991	16	12	.571
Maryland	1994	16	11	.593
Texas	1997	16	11	.593

LOWEST WINNING PERCENTAGE FOR AT-LARGE TEAMS (SINCE 1985)

Teams	Year	Won	Lost	Pct.
Villanova	1991	16	14	.533
Georgia	2001	16	14	.533
Kansas St.	1990	17	14	.548
LSU	1988	16	13	.552
Villanova	1990	18	14	.563
Michigan	1995	17	13	.567
Florida St.	1998	17	13	.567

Teams	Year	Won	Lost	Pct.
Kentucky	1985	16	12	.571
*DePaul	1986	16	12	.571
Georgia Tech	1987	16	12	.571
Notre Dame	1990	16	12	.571
Ohio St.	1990	16	12	.571
Georgia Tech	1991	16	12	.571

FEWEST LOSSES FOR TEAMS NOT TO MAKE THE TOURNAMENT (SINCE 1985)

Teams	Year	Won	Lost	Pct.
#UNLV	1992	26	2	.929
Utah St.	2004	25	3	.893
Col. of Charleston	1996	24	3	.889
Wis.-Green Bay	1992	25	4	.862
Davidson	1996	25	4	.862
UC Irvine	2001	25	4	.862
Wis.-Milwaukee	1993	23	4	.852
Howard	1987	26	5	.839
Southern U.	1990	25	5	.833
Butler	2002	25	5	.833
Ga. Southern	1985	24	5	.828
Holy Cross	1990	24	5	.828
Long Beach St.	2000	24	5	.828
Col. of Charleston	1995	23	5	.821
Boston U.	2004	23	5	.821

#ineligible for postseason play

MOST WINS FOR TEAMS NOT TO MAKE THE TOURNAMENT (SINCE 1985)

Teams	Year	Won	Lost	Pct.
#UNLV	1992	26	2	.929
Howard	1987	26	5	.839
Southern Ill.	1990	26	7	.788
Utah St.	2004	25	3	.893
Wis.-Green Bay	1992	25	4	.862
Davidson	1996	25	4	.862
UC Irvine	2001	25	4	.862
Southern U.	1990	25	5	.833
Butler	2002	25	5	.833
Oral Roberts	2005	25	7	.781
New Mexico	1987	25	9	.735

#ineligible for postseason play



Photo by Rich Clarkson/NCAA Photos

The most 100-point games in the NCAA tournament occurred in 1970 when teams reached the century mark 13 times, which is indicated by column KK on the chart to the right. High-scoring Artis Gilmore (53) helped Jacksonville reach the mark three times during the tournament.

By the Numbers

(Year-by-year numbers: AA—Teams in Division I men's basketball. BB—Number of automatic qualifiers for the NCAA tournament. CC—Teams entered into the NCAA tournament. DD—Tournament games played. EE—Overtime tournament games. FF—One-point wins in tournament play. GG—Two-point wins in tournament play. HH—Three-point wins in tournament play. JJ—Close games (overtime games plus any regulation games won by three points or less). KK—number of times 100 points scored in a game.)

Year	AA	BB	CC	DD	EE	FF	GG	HH	JJ	KK
1939			8	8	0	0	1	0	1	0
1940			8	8	1	2	0	0	3	0
1941			8	9	0	3	0	0	3	0
1942			8	9	0	0	3	0	3	0
1943			8	9	0	0	1	1	2	0
1944			8	9	1	0	1	0	1	0
1945			8	9	1	0	0	2	3	0
1946			8	10	1	0	0	2	2	0
1947			8	10	0	2	2	0	4	0
1948	160		8	10	0	0	1	0	1	0
1949	148		8	10	0	1	0	0	1	0
1950	145		8	10	0	2	1	1	4	0
1951	153	10	16	18	0	0	2	0	2	0
1952	156	10	16	20	0	0	2	2	4	0
1953	158	14	22	26	0	1	3	0	4	0
1954	160	15	24	28	3	2	5	0	7	0
1955	162	15	24	28	0	3	2	1	6	1
1956	166	17	25	29	2	2	4	0	6	1
1957	167	16	23	27	3	3	1	0	6	0
1958	173	16	24	28	2	1	1	1	4	0
1959	174	16	23	27	0	3	1	1	5	1
1960	175	14	25	29	1	1	1	1	3	3
1961	173	15	24	28	2	1	4	0	7	2
1962	178	15	25	29	4	2	5	1	11	0
1963	178	15	25	29	3	2	1	2	6	1
1964	179	15	25	29	0	0	2	0	2	4
1965	182	15	23	27	2	2	4	0	8	8
1966	182	14	22	26	2	2	3	1	6	2
1967	185	15	23	27	3	3	4	0	9	1
1968	189	14	23	27	1	2	1	0	3	4
1969	193	15	25	29	2	2	5	3	11	1
1970	196	15	25	29	0	2	0	1	3	13

Year	AA	BB	CC	DD	EE	FF	GG	HH	JJ	KK
1971	203	15	25	29	3	2	4	4	11	6
1972	210	16	25	29	1	0	2	0	3	4
1973	216	16	25	29	1	3	1	1	6	5
1974	233	16	25	29	4	1	1	5	9	5
1975	235	20	32	36	6	2	3	3	13	2
1976	235	21	32	32	4	3	2	0	8	4
1977	245	21	32	32	2	3	2	1	8	3
1978	254	21	32	32	4	5	2	4	12	2
1979	257	23	40	40	2	1	6	3	11	1
1980	261	23	48	48	5	3	2	4	11	0
1981	264	26	48	48	2	7	5	3	15	0
1982	273	28	48	47	2	7	2	2	12	1
1983	274	28	52	51	2	5	7	4	17	0
1984	276	29	53	52	3	7	8	2	17	1
1985	282	29	64	63	3	5	8	5	18	0
1986	283	29	64	63	5	2	7	2	15	1
1987	290	28	64	63	5	6	4	5	17	7
1988	290	30	64	63	2	1	0	9	12	10
1989	293	30	64	63	3	4	3	4	13	9
1990	292	30	64	63	5	7	10	6	24	9
1991	295	29	64	63	4	1	3	5	11	4
1992	298	30	64	63	4	2	4	2	11	7
1993	298	30	64	63	4	0	3	6	10	4
1994	301	30	64	63	3	0	2	3	8	5
1995	302	29	64	63	7	3	4	2	14	3
1996	305	30	64	63	2	2	5	3	8	3
1997	305	30	64	63	7	4	0	4	14	2
1998	306	30	64	63	5	7	4	5	19	1
1999	310	30	64	63	3	3	3	3	12	1
2000	318	29	64	63	5	3	3	2	10	1
2001	318	31	65	64	2	3	3	4	11	1
2002	321	31	65	64	4	2	3	1	9	3
2003	325	31	65	64	5	6	5	5	18	2
2004	326	31	65	64	2	4	5	7	18	3
2005	326	31	65	64	5	4	2	2	11	2
2006	326	31	65	64	5	4	3	3	13	0



One of the players mentioned in the quiz below is Georgetown guard Eric Floyd, who is seen here dunking between North Carolina guards Michael Jordan (23) and Jimmy Black in the 1982 Final Four. Can you name Eric Floyd's nickname when he played at Georgetown?

Conference Won-Lost Records—Through 2006

Using Current Conference Membership

Conference	Teams	App.	Won	Lost	Pct.	CH	2d	3d	4th	FF	RR
America East	3	10	3	10	.231	0	0	0	0	0	1
Atlantic 10	14	145	126	154	.450	1	2	3	2	8	15
Atlantic Coast	12	201	357	196	.646	10	12	17	2	41	29
Atlantic Sun	5	16	6	17	.261	0	1	0	0	1	0
Big 12	12	199	245	211	.537	4	10	13	7	34	32
Big East	16	328	429	340	.558	10	10	14	6	40	41
Big Sky	6	37	16	41	.281	0	0	0	0	0	1
Big South	7	16	4	16	.200	0	0	0	0	0	1
Big Ten	10	184	289	180	.616	10	9	18	3	40	25
Big West	5	17	8	19	.296	0	0	0	0	0	2
Colonial	11	50	19	50	.275	0	0	1	0	1	0
Conference USA	12	104	89	111	.445	1	3	2	2	8	7
Horizon	8	28	23	27	.460	1	0	0	0	1	0
Ivy	8	63	38	73	.342	0	2	1	1	4	9
Metro Atlantic	10	33	12	35	.255	0	0	0	0	0	2
Mid-American	11	62	30	66	.313	0	0	0	0	0	2
Mid-Continent	5	13	5	13	.278	0	0	0	0	0	1
Mid-Eastern	7	25	3	25	.107	0	0	0	0	0	0
Missouri Valley	10	67	50	69	.420	0	3	1	1	5	6
Mountain West	9	110	99	122	.448	3	1	3	2	9	14
Northeast	8	22	2	22	.083	0	0	0	0	0	0
Ohio Valley	9	37	6	38	.136	0	0	0	0	0	0
Pacific Ten	10	150	218	147	.597	15	4	7	5	31	25
Patriot	6	34	17	36	.321	1	0	1	0	2	5
Southeastern	12	180	244	180	.575	9	5	12	2	28	26
Southern	8	35	10	37	.213	0	0	0	0	0	2
Southland	8	18	7	18	.280	0	0	0	0	0	0
Southwestern	8	26	4	26	.133	0	0	0	0	0	0
Sun Belt	12	57	17	58	.227	0	0	0	0	0	1
West Coast	8	62	55	63	.466	2	0	1	1	4	12
Western Athletic	9	59	23	63	.267	0	0	1	0	1	2
Others	16	45	33	56	.371	1	2	0	2	5	7
Vacated	31	56	90	58	.608	0	4	5	0	9	4
TOTAL	326	2,489	2,577	2,577	.500	68	68	100	36	272	272

Notes: Third-place games were played from 1946 through 1981. Results from the other years are treated as third-place ties. The "Teams" column represents the number of teams in that conference that have appeared in the NCAA tournament.

App.-Appearances; Pct.-Winning percentage; CH-Champion; 2d-Second place; 3d-Third place; 4th-Fourth place; FF-Final Four appearances; RR-Regional Runner-up.

Question...

Match the following NCAA tournament players with their nickname:

Team

- Nate Archibald
- Wilt Chamberlain
- Clyde Drexler
- Pervis Ellison
- Eric Floyd
- Jack Givens
- Anfernee Hardaway
- John Havlicek
- Earvin Johnson
- Bob Kurland
- Bryant Reeves
- David Robinson
- Oscar Robertson
- Bill Russell
- Jerry West

Nickname

- The Admiral
- Big Country
- The Big O
- Foothills
- The Glide
- Goose
- Hondo
- Magic
- Never Nervous
- Penny
- The Secretary of Defense
- Sleepy
- The Stilt
- Tiny
- Zeke from Cabin Creek

Answer...

- 1-P, 2-N, 3-E, 4-J, 5-M, 6-F, 7-K, 8-G, 9-H, 10-D, 11-B, 12-A, 13-C, 14-L, 15-Q

Photo by Rich Clarkson/NCAA Photos



UNLV guard Anderson Hunt shoots over Duke's Bobby Hurley in the 1990 title game. UNLV won the game and gave the Big West Conference its only champion in its NCAA tournament history.

Using Actual Conference Membership for Each Season

Conference, Former Names, Years	App.	Won	Lost	Pct.	CH	2d	3d	4th	FF	RR
America East; North Atlantic; ECAC North, ECAC North Atlantic, 1980-2006.....	27	6	27	.182	0	0	0	0	0	0
American South, 1987-91	3	1	3	.250	0	0	0	0	0	0
Atlantic 10; Eastern Collegiate, Eastern Eight, 1977-2006	70	64	70	.478	0	0	0	0	0	10
Atlantic Coast, 1954-2006	160	316	153	.674	10	10	16	2	38	21
Atlantic Sun, Trans America, 1981-2006	26	3	26	.103	0	0	0	0	0	0
Big 12, 1997-2006	52	72	52	.581	0	1	4	0	5	6
Big East, 1980-2006	134	215	129	.625	5	5	2	0	12	21
Big Eight; Big Seven; Big Six, 1939-96.....	103	134	108	.554	2	7	5	6	20	17
Big Sky, 1968-2006	39	11	41	.212	0	0	0	0	0	1
Big South, 1991-2006.....	15	1	15	.063	0	0	0	0	0	0
Big Ten; Big Nine; Western, 1939-2006.....	178	282	172	.621	10	9	18	2	39	24
Big West; Pacific Coast Athl. Assn., 1970-2006....	42	31	42	.425	1	0	2	0	3	3
Border, 1951-62.....	12	2	13	.133	0	0	0	0	0	1
Colonial; ECAC South, 1983-2006	26	17	26	.395	0	0	1	0	1	1
Conference USA, 1996-2006	40	40	40	.500	0	0	2	0	2	3
East Coast; Middle Atlantic, 1959-95	32	9	36	.200	0	0	0	0	0	2
Florida Intercollegiate, 1960	1	0	1	.000	0	0	0	0	0	0
Great Midwest, 1992-95.....	13	16	13	.552	0	0	1	0	1	2
Horizon, Midwestern, 1982-2006.....	32	17	32	.347	0	0	0	0	0	0
Indiana Collegiate, 1962.....	1	2	1	.667	0	0	0	0	0	0
Ivy Group; Eastern Intercollegiate, 1941-2006	61	38	70	.352	0	2	1	1	4	7
Kentucky Intercollegiate, 1940	1	0	1	.000	0	0	0	0	0	1
Little Three (New England), 1955	1	0	1	.000	0	0	0	0	0	0
Metro Atlantic, 1984-2006	24	4	24	.143	0	0	0	0	0	0
Metro, 1976-95	39	39	37	.513	2	0	2	0	4	0
Mid-American, 1953-2006	59	27	63	.300	0	0	0	0	0	2
Mid-Continent, 1986-2006	22	8	22	.267	0	0	0	0	0	0
Mid-Eastern, 1981-2006	25	3	25	.107	0	0	0	0	0	0
Missouri Valley, 1941-2006	85	82	89	.480	4	5	4	3	16	8
Mountain West, 2002-06	16	5	16	.238	0	0	0	0	0	0
Northeast; ECAC Metro, 1982-2006.....	25	2	25	.074	0	0	0	0	0	0
Ohio Valley, 1953-2006	51	15	54	.217	0	0	0	0	0	0
Pacific-10; Pacific-8, AAWU, Pacific Coast, 1939-2006	135	202	130	.608	15	4	7	4	30	20
Patriot, 1992-2006	15	2	15	.118	0	0	0	0	0	0
Presidents Athletic, 1956	1	1	2	.333	0	0	0	0	0	0
Rocky Mountain, 1951-60	9	6	11	.353	0	0	0	0	0	0
Skyline Eight; Mountain States, 1939-62.....	24	20	34	.370	2	0	1	1	4	12
Southeastern, 1942-2006.....	160	223	158	.585	9	5	8	2	24	24
Southern, 1939-2006.....	59	28	63	.308	0	2	1	0	3	6
Southland, 1969-2006.....	29	10	29	.256	0	0	0	0	0	0
Southwest, 1939-96	77	73	88	.453	0	3	7	2	12	10
Southwestern, 1980-2006	26	4	26	.133	0	0	0	0	0	0
Sun Belt, 1977-2006.....	43	21	44	.323	0	0	0	1	1	1
West Coast; California Basketball Assn., 1953-2006	63	57	63	.475	2	0	1	0	3	11
Western Athletic, 1963-2006.....	80	64	86	.427	0	1	0	1	2	6
Western New York Little Three, 1955-57	3	6	3	.667	0	0	0	0	0	2
Yankee, 1951-67.....	15	4	16	.200	0	0	0	0	0	1
Independents, 1939-91	279	304	324	.484	6	10	12	11	39	45
Vacated.....	56	90	58	.608	0	4	5	0	9	4
TOTAL.....	2,489	2,577	2,577	.500	68	68	100	36	272	272

Note: Third-place games were played from 1946 through 1981. Results from the other years are treated as third-place ties.

Number of Conference Teams in the Tournament

1939-49

Conference	1939	1940	1941	1942	1943	1944	1945	1946	1947	1948	1949	TOTAL
Big Eight	1:1-1	1:2-1	0	1:1-1	1:1-1	2:2-2	0	0	1:2-1	1:1-2	0	8:10-9
Big Ten	1:2-1	1:3-0	1:3-0	1:0-2	0	1:1-1	1:1-1	1:2-1	1:1-1	1:1-1	1:2-1	10:16-9
Ivy	—	—	1:1-1	1:2-1	1:1-1	1:2-1	0	0	0	1:0-2	1:0-2	6:6-8
Ky. Intercollegiate	—	1:0-1	—	—	—	—	—	—	—	—	—	1:0-1
Missouri Valley	—	—	1:1-1	0	0	0	1:3-0	1:3-0	0	0	1:2-1	4:9-2
Pacific-10	1:3-0	1:1-1	1:2-1	1:3-0	1:0-2	0	1:1-1	1:1-2	1:1-1	1:1-1	1:1-2	10:14-11
Skyline Eight	1:1-1	1:0-2	1:0-2	1:1-1	1:3-0	1:3-0	1:0-2	1:1-1	1:0-2	1:0-2	1:0-2	11:9-15
Southeastern	—	—	—	1:1-1	0	0	1:1-1	0	0	1:3-0	1:3-0	4:8-2
Southern	1:0-1	0	1:0-2	0	0	0	0	1:2-1	0	0	0	3:2-4
Southwest	1:0-2	1:1-1	1:1-1	1:0-2	1:1-1	0	1:1-1	1:0-2	1:2-1	1:2-1	1:1-1	10:9-13
Independents	2:1-2	2:1-2	1:1-1	1:1-1	3:3-4	3:1-5	2:2-3	2:1-3	3:4-4	1:2-1	1:1-1	21:18-27
TOTALS	8:8-8	8:8-8	8:9-9	8:9-9	8:9-9	8:9-9	8:9-9	8:10-10	8:10-10	8:10-10	8:10-10	88: 101-101

1950-59

Conference	1950	1951	1952	1953	1954	1955	1956	1957	1958	1959	TOTAL
Atlantic Coast	—	—	—	0	1:2-1	1:0-1	1:0-1	1:5-0	1:2-1	1:0-1	6:9-5
Big Eight	0	1:3-1	1:4-0	1:3-1	1:0-2	1:3-1	1:1-1	1:3-1	1:2-2	1:1-1	9:20-10
Big Ten	1:1-1	1:3-1	1:3-1	1:4-0	1:1-1	1:2-2	1:3-1	1:2-2	1:1-1	1:1-1	10:21-11

Tournament trivia

Question...

What state has produced the most NCAA Division I basketball champions?

Answer...

California with 15. The rest of the list: Kentucky and North Carolina, nine; Indiana, five; Michigan and Ohio, three; Connecticut, Kansas, New York, Oklahoma, Pennsylvania and Wisconsin, two; and Arizona, Arkansas, Florida, Illinois, Maryland, Massachusetts, Nevada, Oregon, Texas, Utah and Wyoming, one. One team from the District of Columbia has won.

Conference	1950	1951	1952	1953	1954	1955	1956	1957	1958	1959	TOTAL
Border	—	1:0-1	1:0-2	1:0-1	1:0-1	1:0-1	1:0-1	1:0-1	1:0-1	1:0-1	9:0-10
East Coast	—	—	—	—	—	—	—	—	—	1:0-2	1:0-2
Ivy	0	1:0-1	1:0-2	1:1-1	1:0-2	1:0-2	1:2-1	1:0-1	1:2-1	1:0-1	9:5-12
Little Three	—	—	—	—	—	1:0-1	—	—	—	—	1:0-1
Mid-American	—	—	—	1:0-1	1:0-1	1:0-1	1:0-1	1:0-1	1:1-2	1:0-1	7:1-8
Missouri Valley	1:2-1	1:2-2	1:1-1	1:1-1	1:1-1	1:1-1	1:0-2	1:0-2	1:1-1	1:3-1	10:12-13
Ohio Valley	—	—	—	1:0-1	0	0	1:2-1	1:0-1	1:0-1	1:0-1	5:2-5
Pacific-10	1:0-2	1:2-1	1:0-2	1:3-1	1:2-2	1:1-1	1:1-1	1:1-1	1:1-1	1:4-0	10:15-12
Presidents Athletic	—	—	—	—	—	—	1:1-2	—	—	—	1:1-2
Rocky Mountain	—	1:0-1	0	1:0-1	1:2-1	1:0-1	1:0-1	1:1-2	1:1-2	1:2-1	8:6-10
Skyline Eight	1:1-1	1:1-2	1:1-1	1:0-2	1:0-2	1:1-1	1:1-1	1:1-1	1:0-1	1:0-2	10:6-14
Southeastern	0	1:4-0	1:1-1	1:2-2	1:0-2	1:1-1	1:1-1	1:1-1	1:4-0	1:1-1	9:15-9
Southern	1:2-1	1:1-2	1:1-1	1:1-1	1:0-1	1:0-1	1:0-1	1:0-1	1:0-1	1:4-1	10:9-11
Southwest	1:1-2	1:0-1	1:1-1	1:1-1	1:1-1	1:0-2	1:3-2	1:1-1	1:0-2	1:1-1	10:9-14
West Coast	—	—	—	1:2-1	1:2-1	1:5-0	1:4-0	1:3-1	1:1-1	1:1-1	7:18-5
W'ern N.Y. Little Three	—	—	—	—	—	1:2-1	1:2-1	1:2-1	—	—	3:6-3
Yankee	—	1:0-1	0	0	1:0-1	0	1:1-2	1:0-1	1:0-1	1:0-1	6:1-7
Independents	2:3-2	4:2-4	6:8-8	8:8-11	9:17-8	8:12-10	7:7-8	6:7-8	8:12-9	6:9-9	64:85-77
TOTAL	8:10-10	16:18-18	16:20-20	22:26-26	24:28-28	24:29-29	25:29-29	23:27-27	24:28-28	23:27-27	205:241-241



Photo by AP/Wide World Photos/NCAA Photos

The Big Ten's entry in the NCAA tournament in 1955 was Iowa, which won three games before losing to San Francisco in the Final Four. Here, Iowa guard Carl "Sugar" Cain (21) battled for the ball as San Francisco's #6 Bill Russell looked on.

1960-69

Conference	1960	1961	1962	1963	1964	1965	1966	1967	1968	1969	TOTAL
Atlantic Coast	1:2-1	1:2-1	1:4-1	1:3-1	1:3-1	1:1-1	1:3-1	1:2-2	1:3-1	1:2-2	10:25-12
Big Eight	1:1-1	1:1-1	1:1-1	1:1-1	1:2-2	1:1-1	1:1-1	1:1-1	1:0-2	1:1-1	10:10-12
Big Sky	—	—	—	—	—	—	—	—	1:0-1	1:2-1	2:2-2
Big Ten	1:4-0	1:3-1	1:3-1	1:1-1	1:3-1	1:3-1	1:1-1	1:1-1	1:3-1	1:3-1	10:25-9
Border	1:0-1	1:2-1	1:0-1	—	—	—	—	—	—	—	3:2-3
East Coast	1:0-2	1:3-1	1:0-2	1:2-1	1:0-1	1:1-2	1:2-1	1:0-1	1:0-1	1:0-1	10:8-13
Florida Intercollegiate	1:0-1	—	—	—	—	—	—	—	—	—	1:0-1
Indiana Collegiate	—	—	1:2-1	—	—	—	—	—	—	—	1:2-1
Ivy	1:0-1	1:1-2	1:0-1	1:0-1	1:1-2	1:4-1	0	1:2-1	1:2-1	1:0-1	9:10-11
Mid-American	1:1-2	1:0-1	1:0-1	1:1-2	1:2-1	1:0-1	1:0-1	1:0-1	1:0-1	1:1-2	10:5-13
Missouri Valley	1:3-1	1:4-0	1:4-0	1:3-1	1:1-1	1:2-2	1:0-2	1:0-2	1:1-1	1:3-1	10:21-11
Ohio Valley	1:2-1	1:1-2	1:1-2	1:0-1	1:0-1	1:0-1	1:2-1	1:0-1	1:1-2	1:0-1	10:7-13
Pacific-10	2:4-2	1:1-2	1:2-2	1:0-2	1:4-0	1:4-0	1:1-1	1:4-0	1:4-0	1:4-0	11:28-9
Rocky Mountain	1:0-1	—	—	—	—	—	—	—	—	—	1:0-1
Skyline Eight	1:2-1	1:2-2	1:1-2	—	—	—	—	—	—	—	3:5-5
Southeastern	1:1-1	1:1-1	1:1-1	1:1-1	1:0-2	1:1-1	1:3-1	1:0-2	1:1-1	1:1-1	10:10-12
Southern	1:2-1	1:0-1	1:0-1	1:2-1	1:0-1	1:0-1	1:1-2	1:0-1	1:2-1	1:2-1	10:9-11
Southland	—	—	—	—	—	—	—	—	—	1:0-1	1:0-1
Southwest	1:0-2	1:1-1	1:1-2	1:2-1	1:0-1	1:1-1	1:1-1	1:1-1	1:1-1	1:1-2	10:9-13
West Coast	1:0-2	1:1-1	1:1-1	1:1-1	1:1-1	1:1-1	1:0-2	1:1-1	1:1-1	1:1-1	10:8-12
Western Athletic	—	—	—	1:2-1	1:0-1	1:0-2	1:2-2	1:0-2	1:0-2	1:0-1	7:4-11
Yankee	1:0-1	1:0-1	1:0-1	1:0-1	1:2-1	1:0-1	1:0-1	1:0-1	—	—	8:2-8
Independents	6:7-7	8:5-9	8:8-8	10:10-12	10:10-12	8:8-10	8:9-8	8:15-9	8:8-10	9:8-11	83:88-96
TOTAL	25:29-29	24:28-28	25:29-29	25:29-29	25:29-29	23:27-27	22:26-26	23:27-27	23:27-27	25:29-29	240:280-280

1970-79

Conference	1970	1971	1972	1973	1974	1975	1976	1977	1978	1979	TOTAL
Atlantic 10	—	—	—	—	—	—	—	1:0-1	1:2-1	1:1-1	3:3-3
Atlantic Coast	1:1-1	1:0-2	1:3-1	1:1-1	1:4-0	2:4-2	2:0-2	2:6-2	2:4-2	2:0-2	15:23-15
Big Eight	1:1-1	1:2-2	1:1-1	1:1-1	1:2-2	2:2-2	1:2-1	1:1-1	2:0-2	1:1-1	12:13-14
Big Sky	1:0-1	1:0-1	1:1-2	1:0-1	1:0-1	1:1-2	1:0-1	1:2-1	1:0-1	1:1-1	10:5-12
Big Ten	1:1-1	1:1-1	1:1-1	1:3-1	1:1-1	2:2-2	2:9-1	2:2-2	2:3-2	2:5-1	15:28-13
Big West	1:1-2	1:2-1	1:2-1	1:2-1	1:0-1	1:0-1	1:0-1	1:0-1	1:2-1	2:0-2	11:9-12
Colonial	—	—	—	—	—	0	0	0	0	0	0:0-0
East Coast	1:0-1	1:0-1	1:0-1	1:0-1	1:0-1	1:0-1	1:0-1	1:0-1	1:0-1	1:0-1	10:0-10
Ivy	1:0-1	1:2-1	1:2-1	1:1-2	1:0-1	1:0-1	1:0-1	1:0-1	1:1-1	1:4-2	10:10-12
Metro	—	—	—	—	—	—	2:0-2	2:0-2	2:1-2	2:2-2	8:3-8
Mid-American	1:0-1	1:0-1	1:0-1	1:0-1	1:0-1	1:2-1	1:1-1	1:0-1	1:1-1	1:1-1	10:5-10
Missouri Valley	1:1-1	1:1-1	1:2-2	1:3-1	1:0-2	2:4-2	1:0-1	1:1-1	1:0-1	2:4-2	12:16-14
Ohio Valley	1:0-1	1:4-1	1:0-1	1:1-2	1:0-1	1:0-1	1:0-1	1:0-1	1:1-1	1:0-1	10:6-11
Pacific-10	1:4-0	1:4-0	1:4-0	1:4-0	1:3-1	2:6-2	2:4-2	1:1-1	1:1-1	2:3-2	13:34-9
Southeastern	1:1-1	1:0-2	1:1-1	1:1-1	1:0-2	2:4-2	2:1-2	2:2-2	1:5-0	2:2-2	14:17-15
Southern	1:0-1	1:0-1	1:0-1	1:0-1	1:1-2	1:0-1	1:2-1	1:1-1	1:0-1	1:0-1	10:4-11
Southland	0	0	1:2-1	1:1-2	0	0	0	0	0	1:1-1	3:4-4
Southwest	1:0-1	1:0-1	1:1-2	1:0-1	1:0-1	1:0-1	1:1-1	1:0-1	2:4-2	2:2-2	12:8-13
Sun Belt	—	—	—	—	—	—	—	1:3-2	0	2:0-2	3:3-4
West Coast	1:1-1	1:1-1	1:1-1	1:1-1	1:1-1	1:2-1	1:1-1	1:0-1	1:1-1	2:2-2	11:11-11
Western Athletic	1:0-1	1:1-2	1:0-1	1:1-2	1:2-1	2:2-2	1:2-1	2:1-2	2:1-2	2:0-2	14:10-16
Yankee	0	0	0	0	0	0	1:1-1	—	—	—	1:1-1
Independents	9:18-13	9:11-10	8:8-10	8:9-9	9:5-10	9:7-12	9:8-10	8:12-7	8:5-9	9:11-9	86:104-99
TOTAL	25:29-29	25:29-29	25:29-29	25:29-29	25:29-29	32:36-36	32:32-32	32:32-32	32:32-32	40:40-40	293:317-317

1980-89

Conference	1980	1981	1982	1983	1984	1985	1986	1987	1988	1989	TOTAL
American East	1:0-1	1:1-1	1:1-1	1:0-1	1:1-1	1:0-1	1:0-1	1:0-1	1:0-1	1:1-1	10:4-10
American South	—	—	—	—	—	—	—	0	0	1:1-1	1:1-1
Atlantic 10	1:1-1	1:1-1	2:1-2	2:1-2	2:2-2	1:1-1	3:2-3	2:1-2	2:5-2	2:1-2	18:16-18

Question...

What NCAA championship team started four freshmen?

Answer...

Utah in 1944.

Tournament trivia




Photo by Rich Clarkson/NCAA Photos

Many of the Big Ten's NCAA tournament victories during the 1970s, 1980s and 1990s can be attributed to Bob Knight and Indiana. Knight accumulated 42 tournament wins during that time and three national titles. During the 2007 season while at Texas Tech, Knight passed North Carolina's Dean Smith to gain the record for all-time victories by a Division I men's basketball coach.

Conference	1980	1981	1982	1983	1984	1985	1986	1987	1988	1989	TOTAL
Atlantic Coast	5:6-5	4:9-4	4:7-3	4:11-3	5:8-5	5:12-5	6:13-6	6:5-6	5:9-5	6:12-6	50:92-48
Atlantic Sun	—	1:0-1	1:0-1	1:0-1	1:0-1	1:0-1	1:1-1	1:0-1	1:0-1	1:0-1	9:1-9
Big East	3:3-3	3:3-3	4:10-4	5:6-5	4:7-3	6:18-5	4:4-4	5:14-5	6:7-6	5:11-5	45:83-43
Big Eight	2:3-2	3:5-3	2:3-2	3:1-3	2:1-2	3:4-3	5:7-5	4:5-4	5:14-4	4:4-4	33:47-32
Big Sky	1:0-1	1:0-1	1:1-1	1:0-1	1:0-1	1:0-1	1:0-1	1:0-1	1:0-1	1:0-1	10:1-10
Big South	—	—	—	—	—	—	0	0	0	0	0:0
Big Ten	4:11-5	3:6-2	4:3-4	5:5-5	3:4-3	6:4-6	6:4-6	6:12-5	5:7-5	5:15-4	47:71-45
Big West	2:0-2	1:0-1	1:1-1	2:0-2	2:2-2	1:1-1	1:2-1	1:4-1	3:1-3	1:3-1	15:14-15
Colonial	0	0	0	1:1-1	1:2-1	1:1-1	2:3-2	1:0-1	1:2-1	1:0-1	8:9
East Coast	1:0-1	1:3-1	1:0-1	1:1-1	1:0-1	1:0-1	1:0-1	1:0-1	1:0-1	1:0-1	10:4-10
Horizon	—	—	1:0-1	1:0-1	1:0-1	1:2-1	1:0-1	1:1-1	1:0-1	2:1-2	9:4-9
Ivy	1:1-1	1:1-1	1:0-1	1:2-1	1:1-1	1:0-1	1:0-1	1:0-1	1:0-1	1:0-1	10:4-10
Metro	3:7-2	1:0-1	2:4-2	2:4-2	2:4-2	2:4-2	3:7-2	0	3:3-3	4:2-4	22:35-20
Metro Atlantic	—	—	—	—	1:0-1	1:0-1	1:0-1	1:0-1	1:0-1	1:0-1	6:0-6
Mid-American	1:0-1	1:0-1	1:0-1	1:1-1	1:0-1	2:0-2	2:0-2	1:0-1	1:0-1	1:1-1	12:2-12
Mid-Continent	—	—	—	—	—	—	1:2-1	1:1-1	1:0-1	1:0-1	4:3-4
Mid-Eastern	—	1:0-1	1:0-1	1:0-1	1:0-1	1:0-1	1:0-1	1:0-1	1:0-1	1:0-1	9:0-9
Missouri Valley	1:0-1	2:3-2	1:0-1	1:0-1	2:1-2	3:1-3	2:1-2	2:0-2	2:0-2	1:0-1	17:6-17
Northeast	—	—	1:0-1	1:1-1	1:0-1	1:0-1	1:0-1	1:0-1	1:0-1	1:0-1	8:1-8
Ohio Valley	1:0-1	1:0-1	1:1-1	1:0-1	1:1-1	1:0-1	1:0-1	2:1-2	1:1-1	1:1-1	11:5-11
Pacific-10	4:6-4	3:0-3	2:2-2	2:1-2	2:2-2	4:0-4	2:0-2	2:1-2	2:4-2	4:3-4	27:19-27
Southeastern	3:4-3	4:4-5	3:2-3	4:6-4	4:3-4	5:7-5	4:12-4	6:8-6	5:6-5	5:0-5	43:52-44
Southern	1:0-1	1:0-1	1:1-1	1:0-1	1:0-1	1:0-1	1:0-1	1:0-1	1:0-1	1:0-1	10:1-10
Southland	1:2-1	1:1-1	1:0-1	1:1-1	1:1-1	1:2-1	1:0-1	1:0-1	1:0-1	1:0-1	10:7-10
Southwest	2:2-2	2:2-2	2:4-2	2:5-2	3:5-3	3:2-3	1:0-1	3:1-3	3:1-3	2:2-2	23:24-23
Southwestern	1:1-1	1:0-1	1:0-1	1:1-1	1:1-1	1:0-1	1:0-1	1:0-1	1:0-1	1:0-1	10:3-10
Sun Belt	2:0-2	2:3-2	1:2-1	2:1-2	2:1-2	3:2-3	4:3-4	2:1-2	1:0-1	1:1-1	20:14-20
West Coast	1:0-1	1:0-1	2:1-2	1:0-1	1:0-1	1:0-1	1:0-1	2:0-2	1:1-1	2:0-2	13:2-13
Western Athletic	1:0-1	3:5-3	1:1-1	1:2-1	2:1-2	2:1-2	2:0-2	3:3-3	3:1-3	2:2-2	20:16-20
Independents	5:1-5	4:2-4	4:2-4	2:0-2	2:4-2	3:1-3	2:2-2	3:5-3	2:1-2	2:2-2	29:20-29
TOTAL	48:48-48	48:48-48	48:47-47	52:51-51	53:52-52	64:63-63	64:63-63	64:63-63	64:63-63	64:63-63	569:561-561

1990-99

Conference	1990	1991	1992	1993	1994	1995	1996	1997	1998	1999	TOTAL
America East	1: 0-1	1: 0-1	1: 0-1	1: 0-1	1: 0-1	1: 0-1	1: 1-1	1: 0-1	1: 0-1	1: 0-1	10: 1-10
American South	0	2: 0-2	—	—	—	—	—	—	—	—	2: 0-2
American West	—	—	—	—	—	0	0	—	—	—	0: 0-0
Atlantic 10	1: 0-1	3: 4-3	3: 2-3	4: 7-4	3: 3-3	2: 3-2	4: 6-4	5: 4-5	5: 3-5	3: 3-3	33: 35-33
Atlantic Coast	5: 14-5	6: 13-5	5: 12-4	6: 14-5	5: 10-5	4: 11-4	6: 6-6	6: 8-6	5: 10-5	3: 7-3	51: 105-48
Atlantic Sun	1: 0-1	1: 0-1	1: 0-1	0	2: 0-2	1: 0-1	1: 0-1	1: 1-1	1: 0-1	1: 0-1	10: 1-10
Big 12	—	—	—	—	—	—	—	5: 7-5	4: 2-4	5: 4-5	14: 13-14
Big East	6: 7-6	7: 11-7	5: 5-5	3: 2-3	6: 8-6	4: 6-4	5: 12-5	—	—	—	50: 73-49
Big Eight	4: 2-4	3: 7-3	6: 5-6	6: 5-6	4: 6-4	5: 8-5	4: 4-4	—	—	—	32: 37-32
Big Sky	1: 0-1	1: 0-1	1: 0-1	1: 0-1	1: 0-1	1: 1-1	1: 0-1	1: 0-1	1: 0-1	1: 1-1	10: 2-10
Big South	0	1: 0-1	1: 0-1	1: 0-1	1: 0-1	0	1: 0-1	1: 0-1	1: 0-1	1: 0-1	8: 0-8
Big Ten	7: 8-7	5: 6-5	5: 14-5	5: 10-5	7: 11-7	6: 1-6	5: 2-5	6: 7-6	5: 7-5	7: 13-7	58: 79-58
Big West	3: 7-2	2: 4-2	1: 2-1	2: 1-2	1: 0-1	1: 0-1	1: 0-1	1: 0-1	1: 0-1	1: 0-1	14: 14-13
Colonial	1: 0-1	1: 1-1	1: 0-1	1: 0-1	1: 0-1	1: 1-1	1: 0-1	1: 0-1	1: 1-1	1: 0-1	10: 3-10
Conference USA	—	—	—	—	—	—	4: 6-4	4: 5-4	3: 3-3	4: 2-4	15: 16-15
East Coast	1: 0-1	1: 0-1	0	—	0	—	—	—	—	—	2: 0-2
Great Midwest	—	—	3: 7-3	3: 3-3	4: 2-4	3: 4-3	—	—	—	—	13: 16-13
Horizon	2: 3-2	1: 1-1	1: 0-1	2: 1-2	0	2: 0-2	2: 0-2	1: 0-1	3: 1-3	1: 1-1	15: 7-15
Ivy	1: 0-1	1: 0-1	1: 0-1	1: 0-1	1: 1-1	1: 0-1	1: 1-1	1: 0-1	1: 1-1	1: 0-1	10: 3-10
Metro	2: 1-2	2: 1-2	4: 2-4	2: 3-2	1: 2-1	3: 1-3	—	—	—	—	14: 10-14
Metro Atlantic	1: 1-1	1: 0-1	1: 0-1	1: 0-1	1: 0-1	2: 1-2	1: 0-1	1: 0-1	1: 0-1	1: 0-1	11: 2-11
Mid-American	1: 2-1	1: 2-1	1: 0-1	1: 0-1	1: 0-1	2: 1-2	1: 1-1	1: 0-1	2: 1-2	2: 2-2	13: 9-13
Mid-Continent	2: 1-2	2: 0-2	1: 0-1	1: 0-1	1: 1-1	0	1: 0-1	1: 0-1	1: 2-1	1: 0-1	11: 4-11
Mid-Eastern	1: 0-1	0	1: 0-1	1: 0-1	1: 0-1	1: 0-1	1: 0-1	1: 1-1	1: 0-1	1: 0-1	9: 1-9
Missouri Valley	1: 0-1	1: 1-1	1: 0-1	1: 0-1	2: 2-2	2: 2-2	2: 0-2	1: 0-1	1: 1-1	3: 3-3	15: 9-15
Northeast	1: 0-1	1: 0-1	1: 0-1	1: 0-1	1: 0-1	1: 0-1	1: 0-1	1: 0-1	1: 0-1	1: 0-1	10: 0-10
Ohio Valley	1: 0-1	1: 0-1	1: 0-1	1: 0-1	1: 0-1	1: 0-1	1: 0-1	1: 0-1	1: 0-1	1: 0-1	10: 0-10
Pacific-10	4: 4-4	4: 3-4	4: 4-4	3: 3-3	4: 4-4	5: 9-4	4: 3-4	5: 13-4	4: 11-4	4: 1-4	41: 55-39
Patriot	—	0	1: 0-1	1: 0-1	1: 0-1	1: 0-1	1: 0-1	1: 0-1	1: 0-1	1: 0-1	8: 0-8
Southeastern	3: 3-3	5: 2-5	4: 6-4	4: 8-4	4: 12-3	5: 11-5	4: 14-3	5: 5-5	5: 7-4	6: 10-6	45: 78-42
Southern	1: 0-1	1: 0-1	1: 1-1	1: 0-1	1: 0-1	1: 0-1	1: 0-1	1: 2-1	1: 0-1	1: 0-1	10: 3-10
Southland	1: 0-1	1: 0-1	1: 0-1	1: 0-1	1: 0-1	1: 0-1	1: 0-1	1: 0-1	1: 0-1	1: 0-1	10: 0-10
Southwest	3: 7-3	2: 4-2	2: 0-2	2: 0-2	1: 1-1	2: 3-2	—	—	—	—	13: 16-13
Southwestern	1: 0-1	0	1: 0-1	1: 1-1	1: 0-1	1: 0-1	1: 0-1	1: 0-1	1: 0-1	1: 0-1	9: 1-9
Sun Belt	2: 0-2	1: 0-1	1: 1-1	2: 2-2	2: 0-2	1: 1-1	1: 0-1	1: 0-1	1: 0-1	1: 0-1	13: 4-13
West Coast	1: 3-1	1: 0-1	1: 0-1	1: 1-1	1: 0-1	2: 0-2	2: 1-2	1: 0-1	1: 0-1	1: 3-1	12: 8-12
Western Athletic	3: 0-3	3: 3-3	2: 2-2	3: 2-3	2: 0-2	2: 1-2	2: 3-2	3: 5-3	4: 6-4	3: 3-3	27: 25-27
Independents	1: 0-1	1: 0-1	0	0	0	0	0	—	—	0	2: 0-2
TOTAL	64:63-63	64:63-63	64:63-63	64:63-63	64:63-63	64:63-63	64:63-63	64:63-63	64:63-63	64:63-63	640:630-630

Tournament trivia

Question...

What is the only school from the Big Ten Conference not to have earned a trip to the Final Four?

Answer...

Northwestern

Conference Teams in the Tournament

1939-99

	1939-40s	1950s	1960s	1970s	1980s	1990s	1900s TOTAL
America East				0	10: 4-10	10: 1-10	20: 5-20
American South					1: 1-1	2: 0-2	3: 1-3
Atlantic 10				3: 3-3	18: 16-18	33: 35-33	54: 54-54
Atlantic Coast		6: 9-5	10: 25-12	15: 23-15	50: 92-48	51: 105-48	132: 254-128
Atlantic Sun					9: 1-9	10: 1-10	19: 2-19
Big 12						14: 13-14	14: 13-14
Big East					45: 83-43	50: 73-49	95: 156-92
Big Eight	8: 10-9	9: 20-10	10: 10-12	12: 13-14	33: 47-32	32: 37-32	104: 137-109
Big Sky			2: 2-2	10: 5-12	10: 1-10	10: 2-10	32: 10-34
Big South					0	8: 0-8	8: 0-8
Big Ten	10: 16-9	10: 21-11	10: 25-9	15: 28-13	47: 71-45	58: 79-58	150: 240-145
Big West				11: 9-12	15: 14-15	14: 14-13	40: 37-40
Border		9: 0-10	3: 2-3				12: 2-13
Colonial				0	8: 9-8	10: 3-10	18: 12-18
Conference USA						15: 16-15	15: 16-15
East Coast		1: 0-2	10: 8-13	10: 0-10	10: 4-10	2: 0-2	33: 12-37
Florida Intercollegiate			1: 0-1				1: 0-1
Great Midwest						13: 16-13	13: 16-13
Horizon					9: 4-9	15: 7-15	24: 11-24
Indiana Collegiate			1: 2-1				1: 2-1
Ivy	6: 6-8	9: 5-12	9: 10-11	10: 10-12	10: 4-10	10: 3-10	54: 38-63
Ky. Intercollegiate	1: 0-1						1: 0-1
Little Three		1: 0-1					1: 0-1
Metro				8: 3-8	22: 35-20	14: 10-14	44: 48-42
Metro Atlantic					6: 0-6	11: 2-11	17: 2-17
Mid-American		7: 1-8	10: 5-13	10: 5-10	12: 2-12	13: 9-13	52: 22-56
Mid-Continent					4: 3-4	11: 4-11	15: 7-15
Mid-Eastern					9: 0-9	9: 1-9	18: 1-18
Missouri Valley	4: 9-2	10: 12-13	10: 21-11	12: 16-14	17: 6-17	15: 9-15	68: 73-72
Northeast				0	8: 1-8	10: 0-10	18: 1-18
Ohio Valley		5: 2-5	10: 7-13	10: 6-11	11: 5-11	10: 0-10	46: 20-50
Pacific-10	10: 14-11	10: 15-12	11: 28-9	13: 34-9	27: 19-27	41: 55-39	112: 165-107
Patriot						8: 0-8	8: 0-8
Presidents Athletic		1: 1-2					1: 1-2
Rocky Mountain		8: 6-10	1: 0-1				9: 6-11
Skyline Eight	11: 9-15	10: 6-14	3: 5-5				24: 20-34
Southeastern	4: 8-2	9: 15-9	10: 10-12	14: 17-15	43: 52-44	45: 78-42	125: 180-124
Southern	3: 2-4	10: 9-11	10: 9-11	10: 4-11	10: 1-10	10: 3-10	53: 28-57
Southland			1: 0-1	3: 4-4	10: 7-10	10: 0-10	24: 11-25
Southwest	10: 9-13	10: 9-14	10: 9-13	12: 8-13	23: 24-23	13: 16-13	78: 75-89
Southwestern					10: 3-10	9: 1-9	19: 4-19
Sun Belt				3: 3-4	20: 14-20	13: 4-13	36: 21-37
West Coast		7: 18-5	10: 8-12	11: 11-11	13: 2-13	12: 8-12	53: 47-53
Western Athletic			7: 4-11	14: 10-16	20: 16-20	27: 25-27	68: 55-74
W'ern N.Y. Little Three		3: 6-3					3: 6-3
Yankee		6: 1-7	8: 2-8	1: 1-1			15: 4-16
Independents	21: 18-27	64: 85-77	83: 88-96	86: 104-99	29: 20-29	2: 0-2	285: 315-330
TOTAL	88:101-101	205:241-241	240:280-280	293:317-317	569:561-561	640:630-630	2,035: 2,130-2,130

1939-2006

Year	2000	2001	2002	2003	2004	2005	2006	2000s TOTAL	1900s TOTAL	ALL-TIME TOTAL
America East	1: 0-1	1: 0-1	1: 0-1	1: 0-1	1: 0-1	1: 1-1	1: 0-1	7: 1-7	20: 5-20	27: 6-27
Atlantic 10	3: 1-3	3: 4-3	1: 1-1	3: 1-3	4: 6-4	1: 0-1	2: 1-2	17: 14-17	54: 54-54	71: 68-71
Atlantic Coast	3: 7-3	6: 11-5	4: 10-3	4: 5-4	6: 14-6	5: 12-4	4: 6-4	32: 65-29	132: 254-128	164: 319-157
Atlantic Sun	1: 0-1	1: 1-1	1: 0-1	1: 0-1	1: 0-1	1: 0-1	1: 0-1	7: 1-7	19: 2-19	26: 3-26
Big 12	6: 9-6	6: 3-6	6: 13-6	6: 14-6	4: 10-4	6: 6-6	4: 4-4	38: 59-38	14: 13-14	52: 72-52
Big East	5: 8-5	5: 5-5	6: 6-6	4: 12-3	6: 12-5	6: 7-6	8: 11-8	40: 61-38	95: 156-92	135: 217-130
Big Sky	1: 0-1	1: 0-1	1: 0-1	1: 0-1	1: 0-1	1: 0-1	1: 1-1	7: 1-7	32: 10-34	39: 11-41
Big South	1: 0-1	1: 0-1	1: 0-1	1: 1-1	1: 0-1	1: 0-1	1: 0-1	7: 1-7	8: 0-8	15: 1-15
Big Ten	6: 15-5	7: 10-7	5: 9-5	5: 8-5	3: 3-3	5: 12-5	6: 3-6	37: 60-36	150: 240-145	187: 300-181
Big West	1: 0-1	1: 1-1	1: 0-1	1: 0-1	1: 1-1	2: 1-2	1: 0-1	8: 3-8	40: 37-40	48: 40-48
Colonial	1: 0-1	1: 0-1	1: 1-1	1: 0-1	1: 0-1	1: 0-1	2: 4-2	8: 5-8	18: 12-18	26: 17-26
Conference USA	4: 1-4	2: 3-2	3: 1-3	4: 5-4	6: 5-6	4: 6-4	2: 3-2	25: 24-25	15: 16-15	40: 40-40
Horizon	1: 0-1	1: 1-1	1: 0-1	2: 2-2	1: 0-1	1: 2-1	1: 1-1	8: 6-8	24: 11-24	32: 17-32
Ivy	1: 0-1	1: 0-1	1: 0-1	1: 0-1	1: 0-1	1: 0-1	1: 0-1	7: 0-7	54: 38-63	61: 38-70
Metro Atlantic	1: 0-1	1: 0-1	1: 1-1	1: 0-1	1: 1-1	1: 0-1	1: 0-1	7: 2-7	17: 2-17	24: 4-24
Mid-American	1: 0-1	1: 1-1	1: 3-1	1: 1-1	1: 0-1	1: 0-1	1: 0-1	7: 5-7	52: 22-56	59: 27-63
Mid-Continent	1: 0-1	1: 0-1	1: 0-1	1: 0-1	1: 0-1	1: 1-1	1: 0-1	7: 1-7	15: 7-15	22: 8-22
Mid-Eastern	1: 0-1	1: 1-1	1: 0-1	1: 0-1	1: 1-1	1: 0-1	1: 0-1	7: 2-7	18: 1-18	25: 3-25
Missouri Valley	2: 0-2	2: 1-2	2: 3-2	2: 0-2	2: 0-2	3: 1-3	4: 4-4	17: 9-17	68: 73-72	85: 82-89
Mountain West	2: 1-2	1: 0-1	3: 1-3	3: 1-3	3: 0-3	2: 2-2	2: 0-2	16: 5-16	-	16: 5-16
Northeast	1: 0-1	1: 0-1	1: 0-1	1: 0-1	1: 0-1	1: 0-1	1: 1-1	7: 1-7	18: 1-18	25: 1-25
Ohio Valley	1: 0-1	1: 0-1	1: 0-1	1: 0-1	1: 0-1	1: 0-1	1: 0-1	7: 0-7	46: 20-50	53: 20-57
Pacific-10	4: 4-4	5: 13-5	6: 9-6	5: 6-5	3: 1-3	4: 5-4	4: 8-4	31: 46-31	112: 165-107	143: 211-138
Patriot	1: 0-1	1: 0-1	1: 0-1	1: 0-1	1: 0-1	1: 1-1	1: 1-1	7: 2-7	8: 0-8	15: 2-15
Southeastern	6: 11-6	6: 5-6	6: 5-6	6: 6-6	6: 7-6	5: 5-5	6: 13-5	41: 52-40	125: 180-124	166: 232-164
Southern	1: 0-1	1: 0-1	1: 0-1	1: 0-1	1: 0-1	1: 0-1	1: 0-1	7: 0-7	53: 28-57	60: 28-64
Southland	1: 0-1	1: 1-1	1: 0-1	1: 0-1	1: 0-1	1: 0-1	1: 1-1	7: 2-7	24: 11-25	31: 13-32
Southwestern	1: 0-1	1: 0-1	1: 0-1	1: 0-1	1: 0-1	1: 0-1	1: 0-1	7: 0-7	19: 4-19	26: 4-26

Year	2000	2001	2002	2003	2004	2005	2006	2000s TOTAL	1900s TOTAL	ALL-TIME TOTAL
Sun Belt	1: 0-1	1: 0-1	1: 0-1	1: 0-1	1: 0-1	1: 0-1	1: 0-1	7: 0-7	36: 21-37	43: 21-44
West Coast	2: 3-2	1: 2-1	2: 0-2	2: 1-2	1: 1-1	2: 1-2	1: 2-1	11: 10-11	53: 47-53	64: 57-64
Western Athletic	2: 3-2	2: 1-2	2: 1-2	1: 1-1	2: 2-2	2: 1-2	2: 0-2	13: 9-13	68: 55-74	81: 64-87
Independents	0: 0-0	0: 0-0	0: 0-0	0: 0-0	0: 0-0	0: 0-0	0: 0-0	0: 0-0	285: 315-330	285: 315-330
Defunct Conferences									343: 330-376	343: 330-376
TOTAL	64: 63-63	65: 64-64	65: 64-64	65: 64-64	65: 64-64	65: 64-64	65: 64-64	454:447-447	2,035: 2,130-2,130	2,489:2,577-2,577

Tournament Field by State

Most Schools From One State In One Tournament

- 7 California, 2002 (California, UC Santa Barb., Pepperdine, San Diego St., Southern California, Stanford, UCLA)
- 6 California, 1997 (California, Pacific, St. Mary's, Southern California, Stanford, UCLA)
- 6 California, 2001 (California, Cal St. Northridge, Fresno St., Southern California, Stanford, UCLA)
- 6 Indiana, 2000 (Ball St., Butler, Indiana, Indiana St., Purdue, Valparaiso)
- 6 North Carolina, 2002 (Charlotte, Davidson, Duke, North Carolina St., UNC Wilmington, Wake Forest)
- 5 California, 1979 (Pacific, Pepperdine, San Francisco, Southern California, UCLA)
- 5 California, 1996 (California, San Jose St., Santa Clara, Stanford, UCLA)
- 5 Indiana, 2003 (Butler, Indiana, IUPUI, Notre Dame, Purdue)
- 5 Louisiana, 1993 (La.-Monroe, LSU, New Orleans, Southern U., Tulane)
- 5 Michigan, 1998 (Detroit, Eastern Mich., Michigan, Michigan St., Western Mich.)
- 5 New York, 2000 (Hofstra, Iona, St. Bonaventure, St. John's, Syracuse)
- 5 North Carolina, 1986 (Davidson, Duke, North Carolina, N.C. A&T, North Carolina St.)
- 5 North Carolina, 1988 (Duke, North Carolina, N.C. A&T, North Carolina St., Charlotte)
- 5 North Carolina, 1992 (Campbell, Duke, North Carolina, Charlotte, Wake Forest)
- 5 North Carolina, 1996 (Duke, North Carolina, UNC Greensboro, Wake Forest, Western Caro.)
- 5 North Carolina, 2001 (Charlotte, Duke, North Carolina, UNC Greensboro, Wake Forest)
- 5 North Carolina, 2003 (Duke, North Carolina St., UNC Asheville, UNC Wilmington, Wake Forest)
- 5 North Carolina, 2004 (Charlotte, Duke, North Carolina, North Carolina St., Wake Forest)
- 5 North Carolina, 2005 (Charlotte, Duke, North Carolina, North Carolina St., Wake Forest)
- 5 North Carolina, 2006 (Davidson, Duke, North Carolina, North Carolina St., UNC Wilmington)
- 5 Pennsylvania, 1982 (Penn, Pittsburgh, Robert Morris, St. Joseph's, Villanova)
- 5 Pennsylvania, 1988 (La Salle, Lehigh, Pittsburgh, Temple, Villanova)
- 5 Pennsylvania, 1991 (Penn St., Pittsburgh, St. Francis, Temple, Villanova)
- 5 Tennessee, 1989 (East Tenn. St., Memphis, Middle Tenn., Tennessee, Vanderbilt)
- 5 Texas, 1988 (Baylor, North Texas, SMU, Tex.-San Antonio, UTEP)

Most Schools From One State All-Time

18 New York	7 New Jersey	3 Idaho
18 Texas	6 Maryland	3 Kansas
17 California	6 Mississippi	3 Oregon
14 North Carolina	5 Georgia	3 Rhode Island
14 Pennsylvania	5 Kentucky	2 Delaware
12 Ohio	5 Oklahoma	2 Montana
11 Louisiana	5 Utah	2 Nebraska
11 Virginia	5 Washington	2 Nevada
10 Tennessee	4 Connecticut	2 New Mexico
9 Alabama	4 District of Columbia	2 West Virginia
9 Florida	4 Iowa	1 Hawaii
9 Illinois	4 Missouri	1 Minnesota
9 Indiana	4 Wisconsin	1 New Hampshire
9 Massachusetts	3 Arizona	1 Vermont
8 South Carolina	3 Arkansas	1 Wyoming
7 Michigan	3 Colorado	



Photo by Rich Clarkson/NCAA Photos

The state of Georgia has seen five of its Division I men's basketball programs receive bids to the NCAA tournament. In 2004, Georgia Tech center Luke Schenscher helped lead the Yellow Jackets to the championship game, which is further than any Georgia school has advanced in the tournament.

Televised College Basketball Games

Highest-Rated

Date	Game	Round	Network	Rating/ Share	Homes
1. 3/26/1979	Michigan St. vs. Indiana St.	CH	NBC	24.1/38	17,950,000
2. 4/1/1985	Georgetown vs. Villanova	CH	CBS	23.3/33	19,780,000
3. 4/6/1992	Duke vs. Michigan	CH	CBS	22.7/35	20,910,000
4. 4/4/1983	North Carolina St. vs. Houston	CH	CBS	22.3/32	18,580,000
5. 4/5/1993	North Carolina vs. Michigan	CH	CBS	22.2/34	20,670,000
6. 4/4/1994	Arkansas vs. Duke	CH	CBS	21.6/33	20,350,000
6. 3/29/1982	North Carolina vs. Georgetown	CH	CBS	21.6/31	17,600,000
8. 4/3/1989	Michigan vs. Seton Hall	CH	CBS	21.3/33	19,260,000
8. 3/31/1975	UCLA vs. Kentucky	CH	NBC	21.3/33	14,590,000
10. 3/31/1986	Louisville vs. Duke	CH	CBS	20.7/31	17,780,000
10. 3/30/1981	Indiana vs. North Carolina	CH	NBC	20.7/29	16,100,000
12. 3/26/1973	UCLA vs. Memphis	CH	NBC	20.5/32	13,280,000
13. 3/29/1976	Indiana vs. Michigan	CH	NBC	20.4/31	14,200,000
14. 4/2/1990	UNLV vs. Duke	CH	CBS	20.0/31	18,420,000
15. 3/27/1978	Kentucky vs. Duke	CH	NBC	19.9/31	14,510,000
15. 3/25/1974	North Carolina St. vs. Marquette	CH	NBC	19.9/30	13,170,000
17. 3/24/1980	Louisville vs. UCLA	CH	NBC	19.8/30	15,110,000
18. 4/2/1984	Georgetown vs. Houston	CH	CBS	19.7/29	16,510,000
19. 3/30/1987	Syracuse vs. Indiana	CH	CBS	19.6/28	17,130,000
20. 4/1/1991	Duke vs. Kansas	CH	CBS	19.4/30	18,060,000
21. 4/3/1995	UCLA vs. Arkansas	CH	CBS	19.3/30	18,410,000
21. 3/28/1977	Marquette vs. North Carolina	CH	NBC	19.3/29	13,740,000
23. 3/31/1997	Arizona vs. Kentucky	CH	CBS	18.9/31	18,290,000
24. 4/4/1988	Kansas vs. Oklahoma	CH	CBS	18.8/30	16,660,000
25. 4/1/1996	Kentucky vs. Syracuse	CH	CBS	18.3/29	17,540,000

CH—national championship game; NSF—national semifinal game.

Most-Watched Telecasts (By Homes)

Date	Game	Round	Network	Rating/ Share	Homes
1. 4/6/1992	Duke vs. Michigan	CH	CBS	22.7/35	20,910,000
2. 4/5/1993	North Carolina vs. Michigan	CH	CBS	22.2/34	20,670,000
3. 4/4/1994	Arkansas vs. Duke	CH	CBS	21.6/33	20,350,000
4. 4/1/1985	Georgetown vs. Villanova	CH	CBS	23.3/33	19,780,000
5. 4/3/1989	Michigan vs. Seton Hall	CH	CBS	21.3/33	19,260,000
6. 4/4/1983	North Carolina St. vs. Houston	CH	CBS	22.3/32	18,580,000
7. 4/2/1990	UNLV vs. Duke	CH	CBS	20.0/31	18,420,000
8. 4/3/1995	UCLA vs. Arkansas	CH	CBS	19.3/30	18,410,000
9. 3/31/1997	Arizona vs. Kentucky	CH	CBS	18.9/31	18,290,000
10. 4/1/1991	Duke vs. Kansas	CH	CBS	19.4/30	18,060,000
11. 3/26/1979	Michigan St. vs. Indiana St.	CH	NBC	24.1/38	17,950,000
12. 3/31/1986	Louisville vs. Duke	CH	CBS	20.7/31	17,780,000
13. 3/29/1982	North Carolina vs. Georgetown	CH	CBS	21.6/31	17,600,000
14. 4/1/1996	Kentucky vs. Syracuse	CH	CBS	18.3/29	17,540,000
15. 3/30/1998	Kentucky vs. Utah	CH	CBS	17.8/28	17,490,000
16. 3/29/1999	Connecticut vs. Duke	CH	CBS	17.2/27	17,139,000
17. 3/30/1987	Syracuse vs. Indiana	CH	CBS	19.6/28	17,130,000
18. 4/4/1988	Kansas vs. Oklahoma	CH	CBS	18.8/30	16,660,000
19. 4/2/1984	Georgetown vs. Houston	CH	CBS	19.7/29	16,510,000
20. 4/4/2005	North Carolina vs. Illinois	CH	CBS	15.0/23	16,441,000
21. 3/30/1981	Indiana vs. North Carolina	CH	NBC	20.7/29	16,100,000
22. 4/2/2001	Duke vs. Arizona	CH	CBS	15.6/24	15,992,000
23. 4/1/2002	Maryland vs. Indiana	CH	CBS	15.0/24	15,797,000
24. 4/4/1992	Duke vs. Indiana	NSF	CBS	16.8/30	15,473,000
25. 3/24/1980	Louisville vs. UCLA	CH	NBC	19.8/30	15,110,000

CH—national championship game; NSF—national semifinal game.




Photo by Rich Clarkson/NCAA Photos

Louisville's Pervis Ellison grabs a rebound over several Duke players in the 1986 championship game, which received a 20.7 television rating to place in a tie for 10th on the highest-rated televised college basketball game chart.




Photo by Rich Clarkson/NCAA Photos

Arkansas guard Clint McDaniel works his way down the court against Duke in the 1994 championship game, which is one of only three college basketball games that were seen in more than 20 million homes.

Financial Analysis

Division I Men's Basketball, 1970-2005

Year	Teams	Dates	Total Paid Attendance	Average Attendance	Ticket Sales	Avg. Per Ticket	Television Revenue	Other Revenue	Gross Receipts
1970	25	16	146,794	9,175			\$550,000		\$1,374,976
1971	25	16	207,200	12,950			726,500		1,937,009
1972	25	16	147,304	9,207			743,500		1,741,442
1973	25	16	163,160	10,198			1,165,755		2,301,205
1974	25	16	154,112	9,632			1,240,999		2,314,236
1975	32	18	183,857	10,214			2,530,000		3,972,859
1976	32	18	202,502	11,250			2,590,000		4,286,456
1977	32	18	241,610	13,423	\$1,880,190	\$7.78	4,041,063	191,788	6,113,041
1978	32	18	227,149	12,619	1,805,399	7.95	4,690,684	133,394	6,629,477
1979	40	22	262,101	11,914	2,482,528	9.47	5,159,473	267,533	7,909,534
1980	48	26	321,260	12,356	3,113,214	9.69	8,856,948	186,840	12,157,002
1981	48	26	347,414	13,362	3,769,732	10.85	10,317,521	332,233	14,419,486
1982	48	26	427,251	16,433	4,987,948	11.67	14,630,849	487,333	20,106,130
1983	52	28	364,356	13,013	4,482,242	12.30	16,878,979	395,065	21,756,286
1984	53	28	397,481	14,196	5,666,841	14.26	20,137,980	1,079,361	26,884,182
1985	64	34	422,519	12,427	5,846,704	13.84	28,327,009	654,100	34,827,813
1986	64	34	499,704	14,697	7,382,986	14.77	33,031,128	746,021	41,160,135
1987	64	34	654,744	19,257	10,623,809	16.23	36,635,300	1,833,096	49,092,205
1988	64	34	558,998	16,441	9,157,202	16.38	57,789,600	1,283,711	68,230,513
1989	64	34	613,242	18,037	10,916,138	17.80	57,161,500	2,336,767	70,414,405
1990	64	34	537,138	15,798	9,845,904	18.33	63,505,000	2,827,888	76,178,792
1991	64	34	665,707	19,580	14,401,237	21.63	112,437,757	3,278,202	17,679,439
1992	64	34	580,462	17,072	12,367,201	21.31	120,060,000	2,983,944	15,351,145
1993	64	34	707,719	20,815	15,819,943	22.35	129,060,000	3,093,886	18,913,829
1994	64	34	578,007	17,000	13,847,926	23.96	137,060,000	4,000,648	17,848,574
1995	64	34	540,101	15,885	14,114,931	26.13	166,200,000	4,331,481	18,446,412
1996	64	34	631,834	18,583	17,464,818	27.64	178,300,000	4,819,262	22,284,080
1997	64	34	646,531	19,016	21,463,044	33.20	188,400,000	1,566,609	23,029,653
1998	64	34	663,876	19,526	24,693,678	37.20	200,900,000	760,508	25,454,186
1999	64	34	720,685	21,197	26,671,587	37.01	213,800,000	476,158	27,147,745
2000	64	34	624,777	18,375	25,079,444	40.14	227,700,000	500,250	25,579,694
2001	65	35	612,089	17,488	27,502,995	44.93	242,100,000	379,337	27,882,332
2002	65	35	720,436	20,584	35,234,633	48.91	272,784,046	410,004	35,644,637
2003	65	35	594,405	16,983	32,250,151	54.26	370,044,403	461,401	32,711,552
2004	65	35	585,106	16,717	37,679,509	64.53	400,000,000	357,702	38,037,209
2005	65	35	572,141	16,347	36,205,675	63.28	432,000,000	1,068,982	37,274,657
2006	65	35	574,913	16,426	41,224,005	71.70	453,000,000	1,340,241	42,564,246

Year	Game Expense	Team Expense	Net Receipts	NCAA Share	Teams Share	Final Four	Reg. Finals	Reg. Semis	Second Round	First Round
1970	\$209,106	\$99,978	\$1,065,892	\$532,946	\$532,946	\$49,576	\$24,788	\$24,788	\$8,263	\$8,263
1971	268,863	112,668	1,555,478	777,739	777,739	72,348	36,174	36,174	12,058	12,058
1972	218,767	136,664	1,386,011	693,005	693,006	64,466	32,233	32,233	10,744	10,744
1973	231,646	147,192	1,922,367	961,183	961,184	81,961	44,706	44,706	14,902	14,902
1974	239,892	158,182	1,916,162	958,081	958,081	89,124	44,561	44,561	14,854	14,854
1975	334,256	259,617	3,378,986	1,689,493	1,689,493	133,381	66,691	66,691	22,230	22,230
1976	424,704	222,449	3,639,303	1,819,651	1,819,652	143,657	71,828	71,828	23,943	23,943
1977	499,204	235,011	5,378,826	2,689,413	2,689,413	212,322	106,161	106,161	35,387	35,387
1978	437,921	242,526	6,088,955	3,044,477	3,044,478	240,354	120,177	120,177	40,059	40,059
1979	699,696	329,319	7,209,838	3,604,919	3,604,919	235,103	117,552	117,552	39,184	39,184
1980	808,278	500,673	11,348,725	4,984,363	6,364,362	326,378	203,986	203,986	81,594	81,594
1981	1,266,445	725,067	13,153,041	5,686,520	7,466,521	382,899	239,312	239,312	95,725	95,725
1982	1,725,260	614,630	17,766,240	7,106,496	10,659,744	507,607	380,705	380,705	126,902	126,902
1983	1,520,645	766,462	19,469,179	7,787,671	11,681,508	530,979	398,234	398,234	132,744	132,744
1984	1,925,396	905,432	24,053,354	9,621,324	14,432,030	648,630	486,472	486,472	162,158	162,158
1985	2,087,762	1,661,560	31,078,491	12,431,387	18,647,104	751,899	601,519	451,139	300,760	150,380
1986	2,673,609	1,577,259	36,909,267	14,763,703	22,145,564	892,966	714,373	535,780	357,187	178,593
1987	3,734,260	1,708,844	43,649,101	17,459,645	26,189,456	1,056,027	844,821	633,616	422,411	211,205
1988	3,747,664	2,031,293	55,651,556	22,260,617	33,390,939	1,198,173	958,539	718,904	479,269	239,635
1989	5,453,219	2,015,964	62,945,222	25,178,085	37,767,137	1,274,224	1,099,379	824,534	549,689	274,845
1990	6,862,405	2,169,996	66,992,571	26,858,547	40,287,844	1,472,339	1,177,871	883,404	588,936	294,468
1991	7,063,956	6,473,207	4,142,276	4,142,276						
1992	6,058,532	6,643,559	2,649,054	2,649,054						
1993	6,632,633	7,320,543	4,704,975	4,704,975						
1994	6,410,471	6,343,571	5,094,532	5,094,532						
1995	7,195,540	6,588,754	4,662,118	4,662,118						
1996	9,395,653	6,944,240	5,944,187	5,944,187						
1997	9,087,577	7,286,912	6,655,164	6,655,164						
1998	9,599,287	7,571,589	8,283,310	8,283,310						
1999	10,118,441	4,635,722	9,536,502	9,536,502						
2000	10,241,330	8,322,281	7,016,083	7,016,083						
2001	10,860,377	10,059,371	6,962,584	6,962,584						
2002	12,437,133	7,319,275	15,959,121	15,959,121						
2003	15,433,558	8,344,014	11,394,494	11,394,494						
2004	15,187,208	8,227,195	14,650,038	14,650,038						
2005	14,372,633	8,172,476	14,778,336	14,778,336						
2006	16,383,082	8,722,406	17,548,887	17,548,887						

Note: Beginning in 1991, in accordance with the revenue-distribution plan adopted by the then-NCAA Executive Committee, television rights fees were no longer included in the gross receipts. Money is distributed to conferences and independent institutions for their tournament participation, based upon a rolling six-year average.

Game Milestones

Game No.

- 1** Villanova defeated Brown, 42-30, March 17, 1939, in Philadelphia. In the second game of the doubleheader, Ohio State defeated Wake Forest, 64-52.
- 50** Dartmouth defeated Ohio State, 60-53, in the Eastern regional final March 28, 1944, in New York.
- 100** Illinois defeated Oregon State, 57-53, in the national third-place game in March 1949 in Seattle.
- 200** Bradley defeated Southern California, 74-72, in the national semifinal game March 19, 1954, in Kansas City, Missouri.
- 300** Temple defeated Maryland, 71-67, in the fifth of eight regional semifinal games March 14, 1958. The East region game took place in Charlotte, North Carolina.
- 400** Wake Forest defeated Yale, 92-82 in overtime, in the first game of the 1962 tournament. The East region game took place in Philadelphia and was the first of seven first-round games played March 12.
- 500** Providence defeated St. Joseph's, 81-73 in overtime, in an East region semifinal game in College Park, Maryland, March 12, 1965. The game was the fifth of eight regional semifinal games that day.
- 600** New Mexico State defeated Brigham Young, 74-62, March 8, 1969, in Las Cruces, New Mexico. The West region game was the seventh of nine first-round games played that day.
- 700** Louisiana-Lafayette defeated Texas, 100-70, in Ames, Iowa, in a regional third-place game March 1, 1972. The Midwest region game was the third of four regional third-place games played that day, along with four regional finals.
- 800** Kentucky defeated Syracuse, 95-79, in the national semifinal game March 29, 1975, played in San Diego.
- 900** St. John's (New York) defeated Temple, 75-70, March 9 in the first game of the 1979 tournament. The East region game took place in Raleigh, North Carolina.
- 1,000** Villanova defeated Houston, 90-72, March 13, 1981, in Charlotte, North Carolina. The East region game was the fifth of eight first-round games played that day.
- 1,100** Iowa defeated Utah State, 64-59, March 18, 1983, in Louisville, Kentucky. The Midwest region game was the sixth of eight first-round games played that day.
- 1,200** Illinois State defeated Southern California, 58-55, March 14, 1985, in Tulsa, Oklahoma. The Midwest region game was the 15th of 16 first-round games played that day.
- 1,300** Louisville defeated North Carolina, 94-79, March 20, 1986, in Houston. The West region semifinal game was the fourth of four games played that day.
- 1,400** Maryland defeated UC Santa Barbara, 92-82, March 18, 1988, in Cincinnati. The Southeast region game was the 10th of 16 first-round games played that day.
- 1,500** Michigan defeated Seton Hall, 80-79 in overtime, for the national championship on April 3, 1989, in Seattle. It was the first time in tournament history that a first-year head coach—Steve Fisher—won the national title.
- 1,600** Temple defeated Richmond, 77-64, March 16, 1991, in East Rutherford, New Jersey. The East region game was the fifth of eight second-round games played that day.
- 1,700** In one of the biggest upsets in tournament history, Santa Clara defeated Arizona, 64-61, March 18, 1993, in Salt Lake City. The West region game was the 11th of 16 first-round games played that day. It was the second time in tournament history that a No. 15 seed defeated a No. 2 seed.
- 1,800** In the game to decide the final team to make the 1994 "Sweet 16," Louisville defeated Minnesota, 60-55, March 20 in Sacramento, California. The West region game was the final game of the second round and the fourth game in the tournament played that day.
- 1,900** Iowa State defeated California, 74-64, March 14, 1996, in Dallas. The Midwest region game was the 12th of 16 first-round games played that day.
- 2,000** In the game to decide the final team to make the 1997 Final Four, Arizona defeated Providence, 96-92, in overtime, March 23 in Birmingham, Alabama. The Southeast regional final was the second and final game played in the tournament that day. Arizona went on to win its first national championship in basketball.
- 2,100** In the first game of the 1999 season round, St. John's (N.Y.) defeated Indiana, 86-61, March 13 in the South region in Orlando, Florida.
- 2,200** In the seventh game of the 2001 first round, Final Four-bound Maryland got by George Mason, 83-80, March 15 in the West region in Boise, Idaho.
- 2,300** In the 11th game of the 2002 second round, Illinois defeated Creighton, 72-60, March 17 in Chicago.
- 2,400** In the 14th game of the 2004 first round on Thursday, Air Force, making its first tournament appearance since 1962, fell to North Carolina, 63-52, March 18 in Denver.
- 2,500** In the second of four games played on Thursday, March 24, of the 2005 regional semifinals, top-ranked and No. 1-seed Illinois defeated Wisconsin-Milwaukee, 77-63, in Chicago.

Tournament History

- 1939** The first National Collegiate men's basketball tournament was held. For the first 12 years, district playoffs often were held with the winner entering an eight-team field for the championship. The district games were not considered a part of the tournament. The winners of the East and West regionals were the only two teams to advance to the final site.
- 1940** The National Association of Basketball Coaches held its annual convention at the site of the national finals for the first time. It has been held in conjunction with the tournament ever since.
- 1946** The championship game was televised locally for the first time in New York City by WCBS-TV as Oklahoma State defeated North Carolina, 43-40. The initial viewing audience was estimated to be 500,000.
This was the first time four teams advanced to the final site. With only East and West regionals, the two regional champions played for the national title while the regional runners-up played for third place.
- 1950** CCNY became the only team that has ever won both national postseason tournaments: the NCAA tournament and the National Invitational Tournament (NIT).
- 1951** The field was expanded to 16 teams, with 10 conference champions qualifying automatically for the first time. Those 10 conferences were: Big Seven (Big Eight), Big Ten, Border, Eastern (Ivy), Missouri Valley, Mountain States (also known as Skyline), Pacific Coast (Pacific-10), Southeastern, Southern and Southwest.
- 1952** Tournament games were televised regionally for the first time.
The number of regional sites changed from two to four, with the four winners advancing to the finals.
- 1953** The bracket expanded from 16 teams to 22 and fluctuated between 22 and 25 teams until 1974.
Teams are limited to one national postseason tournament. No longer can teams play in both the NCAA tournament and the National Invitational Tournament (NIT).
- 1954** The Tuesday-Wednesday format for semifinals and the final game was changed to Friday-Saturday.
The championship game was televised nationally for the first time as La Salle defeated Bradley, 94-76, in Kansas City, Missouri.
- 1957** The largest media group to date assembled for the championship game in Kansas City, Missouri. Coverage included an 11-station television network, 64 newspaper writers and live radio broadcasts on 73 stations in 11 states.
- 1963** A contract to run through 1968 was worked out with Sports Network for the championship game to be televised nationally. Television rights totaled \$140,000.
For the first time, sites for the tournament competition were selected two years in advance.
- 1966** Net income for the entire tournament exceeded \$500,000 for the first time.
A television-blackout provision requiring a 48-hour advance sellout was adopted.
- 1969** The Friday-Saturday format for semifinals and the final game changed to Thursday-Saturday.
NBC was selected to televise the championship at television rights totaling \$547,500, exceeding \$500,000 for the first time. The tournament's net income of \$1,032,915 was the first time above the million-dollar mark.
- 1971** NBC recorded the largest audience ever for a basketball network telecast during the semifinals as 9,320,000 homes saw the game.
- 1973** The Thursday-Saturday format for semifinals and the championship game changed to Saturday-Monday.
Television rights totaled \$1,165,755, exceeding \$1 million for the first time. NBC reported that the championship game was the highest-rated basketball telecast of all time. The contest received a rating of 20.5 and was seen by 13,580,000 television households reaching a total audience of 39 million persons. Also for the first time, the championship game was televised in prime time. TVS, with the approval of NBC, agreed to televise those games not carried by NBC for a two-year period at the rights fee of \$65,000 per year.
First-round byes were determined on the basis of an evaluation of the conference's won-lost record over the past 10 years in National Collegiate Championship play. The first public draw to fill oversubscribed orders for Final Four game tickets was administered by the committee for the 1974 championship.
- 1974** The bracket rotation was changed for the first time, eliminating East versus West bracketing in effect since 1939. East played West and Mideast played Midwest in the national semifinals.
The Eastern College Athletic Conference was divided to receive multiple automatic-qualification berths in the tournament.
- 1975** A 32-team bracket was adopted and teams other than the conference champion could be chosen at large from the same conference for the first time.
Locker rooms opened to media representatives after a 10-minute cooling-off period.
- 1976** The rights for the NCAA Radio Network were awarded to Host Communications, Inc., of Lexington, Kentucky.
Regional third-place games were eliminated.
For the first time, two teams from the same conference (Big Ten) played in the national championship game, with Indiana defeating Michigan.

- 1977** NBC televised 23 hours and 18 minutes of tournament programming.
- 1978** A seeding process was used for the first time for individual teams. A maximum of four automatic-qualifying conference teams were seeded in each of the four regional brackets. These teams were seeded based on their respective conferences' won-lost percentages in tournament play during the past five years. At-large seeding in each region was based on current won-lost records, strength of schedule and eligibility status of student-athletes for postseason competition.
- NBC televised the four regional championship games and a first-round double-header on Saturday and Sunday.
- NCAA Productions began producing first-second-round and selected regional semifinal games and airing them in the regions of the participating teams.
- The first public lottery for the drawing of Final Four game tickets was held. There were approximately 70,000 requests for 10,000 available tickets.
- Complimentary tickets for all NCAA championships were eliminated.
- 1979** The bracket was expanded to 40 teams and all teams were seeded for the first time.
- NBC received a record one-game rating with a 24.1 in Michigan State's national championship victory over Indiana State. The 38 share and the 18 million homes viewing were both records at the time.
- The Division I Men's Basketball Committee assigned three-man officiating crews for all tournament games.
- 1980** The bracket was expanded to 48 teams, which included 24 automatic qualifiers and 24 at-large teams. The top 16 seeds received byes to the second round.
- The limit of two teams from the same conference being allowed in the tournament was lifted. This gave the committee maximum flexibility to balance the bracket as well as to select the best possible at-large entrants.
- ESPN began telecasting nationally the games that were being produced by NCAA Productions. ESPN continued its coverage of early-round games through the 1990 tournament.
- 1981** Principles for the seeding and placement of teams to develop a balanced tournament bracket were implemented. They included establishing 12 levels that transcended each of the four regions; dividing each region into three sections with four levels each; limiting to one the number of conference teams that could be placed in each regional section; and placing teams in their geographical area or on their home court if doing so did not compromise the first three principles.
- A computer ranking system, the Rating Percentage Index or RPI, was used as an aid in evaluating teams in the preparation for making at-large selections.
- It became policy that "no more than 50 percent of the tournament berths shall be filled by automatic qualifiers."
- Virginia defeated LSU in the last third-place game conducted at the Final Four site.
- 1982** CBS was awarded the television rights for 16 exposures to the championship for three years.
- The selection show was shown on live national television for the first time.
- North Carolina's national championship win against Georgetown received a 21.6 rating and was the 11th-ranked prime-time program for that week. CBS also achieved second-round record ratings with an 11.8 rating and 27 share Saturday, and an 11.3 rating and 28 share Sunday.
- Host Communications, Inc., and the CBS Radio Network co-produced the NCAA Radio Network.
- 1983** An opening round was added that required the representatives of eight automatic-qualifying conferences to compete for four positions in the 52-team tournament bracket. This concept permitted the committee to retain a 48-team bracket evenly balanced with 24 automatic qualifiers and 24 at-large selections, yet award automatic qualification to each of the 28 conferences that received it the year before. The 16 top-seeded teams received byes to the second round.
- The current format in which the tournament starts the third weekend in March, regional championships on the fourth Saturday and Sunday, and the national semifinals and final the following Saturday and Monday, was established.
- North Carolina State's national championship victory over Houston attracted what then was a record 18.6 million homes to the CBS telecast. The game had a 22.3 rating (third best) and a 32 share. It was the fifth-ranked prime-time television program for that week.
- A national semifinal record also was set in Houston's victory over Louisville. The game had a 17.8 rating and 35 share and was viewed by 14,800,000 homes on CBS.
- The committee determined that a facility in which the final session is held must have a minimum of 17,000 seats.
- 1984** One additional opening-round game was established, requiring 10 automatic-qualifying conferences to compete for five positions in the 53-team bracket that included 24 automatic qualifiers and 24 at-large selections.
- For the first time, awards were presented to all participating teams in the championship.
- 1985** The tournament bracket was expanded to include 64 teams, which eliminated all first-round byes.
- The committee realigned each region and renamed the Mideast region the Southeast region. Specifically, the Southern and Mid-Eastern conferences were moved from the East to the Southeast region; the Big Ten, Mid-American and Southwestern conferences moved from the Southeast to the Midwest; the Metro and Trans America conferences were moved from the Midwest to the Southeast, and the Southland and Southwest conferences were moved from the Midwest to the West region.
- The number of automatic qualifiers was capped at 30 for a five-year period (1986-90).
- CBS had a record 19.8 million homes view Villanova's national championship victory over Georgetown. The game attracted a 23.3 rating (second best) and a 33 share, and was the second-rated prime-time program on television for that week.
- The East regional championship game (Georgetown defeated Georgia Tech) set television records for that level of tournament competition with a 12.6 rating, a 32 share and 10.7 million homes tuned to CBS.
- The NCAA Radio Network reached an all-time high radio audience for any sports event when the Villanova-Georgetown game attracted 21 million listeners. CBS began a second three-year contract that included 19 exposures.
- 1986** CBS televised 40 hours, 51 minutes of tournament programming.
- The NCAA Radio Network included a record 426 stations, including 92 of the top 100 markets.
- It became policy that all regional competition be played at neutral sites. If an institution selected to host this level of competition is a participant in the tournament, it must play in another region.
- Three separate three-man officiating crews were assigned to the two national semifinals and the championship final.
- 1987** The National Association of Basketball Coaches reaffirmed its endorsement of the policy that permits an institution to participate on its home court in the first and second rounds of competition.
- Championship team members were awarded 10-karat gold rings, while the other three teams in the Final Four received silver rings.
- All 64 teams selected for the championship were subject to drug testing for the first time.
- 1988** CBS began a third three-year contract. All regional semifinal games were televised in prime time.
- Separate three-man officiating crews were assigned to all competition at regional and national championship sites.
- 1989** The NCAA Executive Committee expanded a moratorium enacted in 1984 limiting the bracket to 30 automatic-qualifying conference champions and 34 at-large teams through the 1998 championship.
- NCAA Executive Regulation 1-6-(b)-1 was amended to strengthen criteria governing automatic qualification for conferences.
- Bracket rotation was established, with East vs. West, Midwest vs. Southeast in 1989; Southeast vs. West, East vs. Midwest in 1990, and West vs. Midwest, Southeast vs. East in 1991.
- Awards for the national runner-up were presented in the dressing room immediately after the championship game.
- Host Communications, Inc., began a three-year contract for rights to the NCAA Radio Network and programs for all sites.
- Neutral courts were used in all rounds of the championship for the first time.
- After determining that three of the next four Final Four host facilities should have a minimum capacity of 30,000, the committee selected Charlotte, Seattle, The Meadowlands and Indianapolis to host in 1994, 1995, 1996 and 1997.
- 1990** General public was limited to purchasing two tickets to future Final Fours.
- The basketball committee defined "home court" as an arena in which a team has played more than 50 percent of its home regular-season schedule, excluding conference tournament games.
- The NCAA Executive Committee approved "play-in" concept to identify the 30 automatic-qualifying conferences in December 1989. The Rating Percentage Index (RPI) administered by the NCAA was computed for the nonconference schedules of all eligible conferences. Those with the lowest ranking competed for the available automatic-qualifying positions. The play-in was implemented in 1991 with 33 eligible conferences. Six conference representatives played for three automatic-qualifying berths in the 64-team bracket.
- For the first time the RPI was updated daily during the selection meetings. Previously, the RPI was updated only once through the night before the meetings began and used throughout the selection process.
- 1991** CBS Sports began a seven-year contract for \$1 billion, which included live coverage of all sessions of the championship.
- The definition of "home court" was further defined to exclude from hosting arenas in which teams played more than three games of a regular-season schedule, excluding conference tournaments.
- A play-in was conducted between the six lowest-rated conferences from the previous year's RPI since 33 conferences were eligible for automatic qualification. Game results were as follows: St. Francis (Pennsylvania) (Northeast Conference) defeated Fordham (Patriot League), 70-64; Louisiana-Monroe (Southland) defeated Florida A&M (Mid-Eastern), 87-63; and Coastal Carolina (Big South) defeated Jackson State (Southwestern), 86-75.
- 1992** Duke won its second consecutive national championship, the first team to successfully defend its title since UCLA in 1973.
- 1993** A minimum facility seating capacity of 12,000 for first and second rounds and regionals was established.
- The basketball committee selected San Antonio; St. Petersburg, Florida; Indianapolis; Minneapolis; and Atlanta to host the Final Four in 1998 through 2002. All the facilities had capacities in excess of 30,000.

- 1994** For the first time, all 100 of the top 100 markets in the country received the radio play-by-play broadcast of the Final Four. This included a record 488 stations.
- President Bill Clinton became the first sitting president to attend the tournament, when he was present at the Midwest regional championship game in Dallas and the national semifinals and final in Charlotte, North Carolina.
- The use of combined shot clocks/game clocks was required at all sites.
- The weighing of the three factors composing the Rating Percentage Index (RPI)—Division I winning percentage, opponents' winning percentage and opponents' opponent's winning percentage—was adjusted from 20-40-40 to 25-50-25. A second RPI, adjusted based upon a team's "good" wins, "bad" losses and non-conference scheduling, was provided.
- 1995** The existing CBS Sports contract was replaced with a new agreement for \$1.725 billion extending through the 2002 championship.
- 1996** The NCAA created the first online computer page for the men's Final Four.
- Pool reporters permitted under specified conditions to interview game officials after games.
- Participating institutions' seating locations moved closer to mid-court and nearer to the playing floor.
- 1997** Bracketing policies were changed so that once the highest-seeded team from a conference is assigned to a region, only the eighth team selected from that conference may be placed in that region.
- The NCAA's online computer page expanded to include preliminary rounds.
- 1998** Competition at all three sites within each region began being conducted on the same days of the week and tournament hosts' teams permitted to play on the days they are hosting.
- The name of the Southeast Region was changed to the South Region.
- The basketball committee continued selecting Final Four host facilities with a minimum seating capacity of 30,000 when it picked New Orleans, San Antonio, St. Louis, Indianapolis and Atlanta to host in 2003-2007.
- 1999** Bracketing policies were changed so that, once the highest-seeded team from a conference is assigned to a region, only the sixth team from that conference may be placed in that region.

The NCAA signed a new 11-year agreement with CBS Sports, commencing with the 2003 championship. The agreement, which was for a minimum of \$6 billion, included rights to television (over-the-air, cable, satellite, digital and home video), marketing, game programs, radio, Internet, fan festivals and licensing (excluding concessionaire agreements).

In its continuing effort to combat the effects of gambling, the committee began conducting background checks on game officials. The NCAA checked 50 officials randomly selected from among the 96 who worked the previous year's tournament.

- 2001** Inasmuch as 31 conferences were eligible for automatic qualification, the committee agreed to conduct an opening-round game the Tuesday before the first/second rounds, pitting teams seeded Nos. 64 and 65.
- 2002** Championship, first- and second-round sites will no longer be assigned to specific regions. Rather, the committee will have flexibility to assign four-team pods to sites near the teams' natural geographic areas, if possible.
- During the selection meeting, for the first time, each committee member had the use of an individual computer for researching and evaluating teams.
- 2003** Westwood One assumed administration of the tournament's radio rights.
- The committee set the minimum Final Four seating capacity at 40,000.
- 2004** Rather than using the traditional annual rotation of Final Four semifinals pairings (i.e., West vs. East, South vs. Midwest) the committee assigned the pairings during selection weekend. The top No. 1 seed's region was assigned to meet the fourth No. 1 seed's region and the second No. 1 seed's region met the third No. 1 seed's region.
- Directional regional site designations (i.e., East, South, Midwest, West) were dropped. Instead, regional sites were known by the city in which the games were played (i.e., Atlanta regional).
- 2005** Culminating a four-year study, the committee revised the RPI formula to give additional weight to playing on the road. The new formula weighs road victories and home losses at 1.4; home victories and road losses at .6; and neutral-site victories and losses at 1.0. The new weighting system affects only Factor I of the RPI.
- CBS began a two-year deal with CSTV.com for exclusive Internet video streaming rights for out-of-market game coverage of the first 58 games of the tournament.
- 2006** The committee revised the bracketing principles to permit two teams from the same conference to meet each other prior to the regional final if the conference has more than eight teams selected for the championship.
- The official RPI was released to the public for the first time on February 1, 2006, when the Rating Percentage Index appeared on the NCAA Web site: ncaasports.com.

Team-By-Team Won-Lost Records

By Coach, 1939-2006

(295 Teams)

	Yrs.	Won	Lost	CH	2D	3d%	4th	RR
AIR FORCE								
Bob Spear (DePauw 1941) 1960, 62	2	0	2	0	0	0	0	0
Joe Scott (Princeton 1987) 2004	1	0	1	0	0	0	0	0
Jeff Bzdzelik (Ill.-Chicago 1976) 2006	1	0	1	0	0	0	0	0
TOTAL	4	0	4	0	0	0	0	0
AKRON								
Bob Huggins (West Virginia 1977) 1986 ..	1	0	1	0	0	0	0	0
TOTAL	1	0	1	0	0	0	0	0
ALABAMA*								
C.M. Newton (Kentucky 1952) 1975, 76..	2	1	2	0	0	0	0	0
Wimp Sanderson (North Ala. 1959)								
1982, 83,84, 85, 86, 87*, 89, 90,								
91,92	10	12	10	0	0	0	0	0
David Hobbs (VCU 1971) 1994,95	2	2	2	0	0	0	0	0
Mark Gottfried (Alabama 1987) 2002,								
03, 04RR, 05, 06	5	5	5	0	0	0	0	1
TOTAL	19	20	19	0	0	0	0	1
ALABAMA A&M								
L. Vann Pettaway (Alabama A&M 1980)								
2005	1	0	1	0	0	0	0	0
TOTAL	1	0	1	0	0	0	0	0
ALABAMA ST.								
Rob Spivery (Ashland 1972) 2001, 04	2	0	2	0	0	0	0	0
TOTAL	2	0	2	0	0	0	0	0
UAB								
Gene Bartow (Truman 1953) 1981,								
82RR, 83,84, 85, 86, 87, 90, 94	9	6	9	0	0	0	0	1
Murry Bartow (UAB 1985) 1999	1	0	1	0	0	0	0	0
Mike Anderson (Tulsa 1982) 2004, 05, 06								
.....	3	3	3	0	0	0	0	0
TOTAL	13	9	13	0	0	0	0	1
ALBANY (N.Y.)								
Will Brown (Dowling 1995) 2006	1	0	1	0	0	0	0	0
TOTAL	1	0	1	0	0	0	0	0

ALCORN ST.

Davey L. Whitney (Kentucky St. 1953)									
1980, 82, 83, 84, 99, 2002	6	3	6	0	0	0	0	0	
TOTAL	6	3	6	0	0	0	0	0	

APPALACHIAN ST.

Bobby Cremins (South Carolina 1970)								
1979	1	0	1	0	0	0	0	0
Buzz Peterson (North Carolina 1986)								
2000	1	0	1	0	0	0	0	0
TOTAL	2	0	2	0	0	0	0	0

ARIZONA*

Fred Enke (Minnesota 1921) 1951	1	0	1	0	0	0	0	0
Fred Snowden [Wayne St. (Mich.) 1958]								
1976RR, 77	2	2	2	0	0	0	0	1
Lute Olson (Augsburg 1957)								
1985, 86, 87, 88-T3d, 89, 90, 91,								
92, 93, 94-T3d, 95, 96, 97-CH,								
98RR, 99*, 2000, 01-2d, 02,								
03RR, 04, 05RR, 06	22	39	21	1	1	2	0	3
TOTAL	25	41	24	1	1	2	0	4

ARIZONA ST.*

Ned Wulk (Wis.-La Crosse 1942) 1958,								
61RR, 62, 63RR, 64, 73, 75RR, 80, 81..	9	8	10	0	0	0	0	3
Bill Frieder (Michigan 1964) 1991, 95*	2	3	2	0	0	0	0	0
Rob Evans (New Mexico St. 1968) 2003 ..	1	1	1	0	0	0	0	0
TOTAL	12	12	13	0	0	0	0	3

ARKANSAS

Eugene Lambert (Arkansas 1929) 1945-								
T3d, 49RR	2	2	2	0	0	1	0	1
Glen Rose (Arkansas 1928) 1941-T3d, 58								
Eddie Sutton (Oklahoma St. 1958) 1977,								
78-3d, 79RR, 80, 81, 82, 83, 84, 85	9	10	9	0	1	0	1	
Nolan Richardson (UTEP 1965) 1988, 89,								
90-T3d, 91RR, 92, 93, 94-CH, 95-2d,								
96, 98, 99, 2000, 01	13	26	12	1	1	1	0	1
Stan Heath (Eastern Mich. 1988) 2006	1	0	1	0	0	0	0	0
TOTAL	27	39	27	1	1	4	0	3

ARKANSAS ST.

Dickey Nutt (Oklahoma St. 1982) 1999	1	0	1	0	0	0	0	0
TOTAL	1	0	1	0	0	0	0	0

ARK.-LITTLE ROCK

Mike Newell (Sam Houston St. 1973)									
1986, 89, 90	3	1	3	0	0	0	0	0	0
TOTAL	3	1	3	0	0	0	0	0	0

AUBURN

Sonny Smith (Milligan 1958) 1984, 85, 86RR, 87, 88	5	7	5	0	0	0	0	1	
Cliff Ellis (Florida St. 1968) 1999, 2000, 03	3	5	3	0	0	0	0	0	0
TOTAL	8	12	8	0	0	0	0	1	

AUSTIN PEAY*

Lake Kelly (Ga. Tech 1956) 1973*, 74, 87	3	2	4	0	0	0	0	0	0
Dave Loos (Memphis 1970) 1996, 2003 ..	2	0	2	0	0	0	0	0	0
TOTAL	5	2	6	0	0	0	0	0	0

BALL ST.

Steve Yoder (Ill. Wesleyan 1962) 1981.....	1	0	1	0	0	0	0	0	0
Al Brown (Purdue 1964) 1986	1	0	1	0	0	0	0	0	0
Rick Majerus (Marquette 1970) 1989.....	1	1	1	0	0	0	0	0	0
Dick Hunsaker (Weber St. 1977) 1990, 93	2	2	2	0	0	0	0	0	0
Ray McCallum (Ball St. 1983) 1995, 2000	2	0	2	0	0	0	0	0	0
TOTAL	7	3	7	0	0	0	0	0	0

BAYLOR

R.E. "Bill" Henderson (Howard Payne 1925) 1946RR, 48-2d, 50-4th.....	3	3	5	0	1	0	1	1	
Gene Iba (Tulsa 1963) 1988.....	1	0	1	0	0	0	0	0	0
TOTAL	4	3	6	0	1	0	1	1	

BELMONT

Rick Byrd (Tennessee 1976) 2006.....	1	0	1	0	0	0	0	0	0
TOTAL	1	0	1	0	0	0	0	0	0

BOISE ST.

Doran "Bus" Connor (Idaho St. 1955) 1976	1	0	1	0	0	0	0	0	0
Bob Dye (Idaho St. 1962) 1988, 93, 94...	3	0	3	0	0	0	0	0	0
TOTAL	4	0	4	0	0	0	0	0	0

BOSTON COLLEGE

Donald Martin (Georgetown 1941) 1958..	1	0	1	0	0	0	0	0	0
Bob Cousy (Holy Cross 1948) 1967RR, 68	2	2	2	0	0	0	0	1	
Bob Zuffelato (Central Conn. St. 1959) 1975	1	1	2	0	0	0	0	0	0
Tom Davis (Wis.-Platteville 1960) 1981, 82RR	2	5	2	0	0	0	0	1	
Gary Williams (Maryland 1967) 1983, 85	2	3	2	0	0	0	0	0	0
Jim O'Brien (Boston College 1971) 1994RR, 96, 97	3	5	3	0	0	0	0	1	
Al Skinner (Massachusetts 1974) 2001, 02, 04, 05, 06	5	5	5	0	0	0	0	0	0
TOTAL	16	21	17	0	0	0	0	3	

BOSTON U.

Matt Zunic (George Washington 1942) 1959RR	1	2	1	0	0	0	0	1	
Rick Pitino (Massachusetts 1974) 1983.....	1	0	1	0	0	0	0	0	0
Mike Jarvis (Northeastern 1968) 1988, 90	2	0	2	0	0	0	0	0	0
Dennis Wolff (Connecticut 1978) 1997, 2002	2	0	2	0	0	0	0	0	0
TOTAL	6	2	6	0	0	0	0	1	

BOWLING GREEN

Harold Anderson (Otterbein 1924) 1959, 62, 63	3	1	4	0	0	0	0	0	0
Bill Fitch (Coe 1954) 1968.....	1	0	1	0	0	0	0	0	0
TOTAL	4	1	5	0	0	0	0	0	0

BRADLEY

Forrest "Forddy" Anderson (Stanford 1942) 1950-2d, 54-2d.....	2	6	2	0	2	0	0	0	0
Bob Vanatta (Central Methodist 1945) 1955RR	1	2	1	0	0	0	0	1	
Dick Versace (Wisconsin 1964) 1980, 86.	2	1	2	0	0	0	0	0	0
Stan Albeck (Bradley 1955) 1988	1	0	1	0	0	0	0	0	0
Jim Molinari (Ill. Wesleyan 1977) 1996	1	0	1	0	0	0	0	0	0
Jim Les (Bradley 1986) 2006.....	1	2	1	0	0	0	0	0	0
TOTAL	8	11	8	0	2	0	0	1	

BRIGHAM YOUNG

Stan Watts (Brigham Young 1938) 1950RR, 51RR, 57, 65, 69, 71, 72	7	4	10	0	0	0	0	2	
Frank Arnold (Idaho St. 1956) 1979, 80, 81RR	3	3	3	0	0	0	0	1	
Ladell Andersen (Utah St. 1951) 1984, 87, 88	3	2	3	0	0	0	0	0	0
Roger Reid (Weber St. 1967) 1990, 91, 92, 93, 95.....	5	2	5	0	0	0	0	0	0
Steve Cleveland (UC Irvine 1976) 2001, 03, 04.....	3	0	3	0	0	0	0	0	0
TOTAL	21	11	24	0	0	0	0	3	

BROWN

George Allen (West Virginia 1935) 1939RR	1	0	1	0	0	0	0	1	
---	---	---	---	---	---	---	---	---	--

	Yrs.	Won	Lost	CH	2D	3d%	4th	RR
Mike Cingiser (Brown 1962) 1986	1	0	1	0	0	0	0	0
TOTAL	2	0	2	0	0	0	0	1

BUCKNELL

Charles Woollum (William & Mary 1962) 1987, 89.....	2	0	2	0	0	0	0	0
Pat Flannery (Bucknell 1980) 2005, 06	2	2	2	0	0	0	0	0
TOTAL	4	2	4	0	0	0	0	0

BUTLER

Paul "Tony" Hinkle (Chicago 1921) 1962 .	1	2	1	0	0	0	0	0
Barry Collier (Butler 1976) 1997, 98, 2000	3	0	3	0	0	0	0	0
Thad Matta (Butler 1990) 2001	1	1	1	0	0	0	0	0
Todd Lickliter (Butler 1979) 2003	1	2	1	0	0	0	0	0
TOTAL	6	5	6	0	0	0	0	0

CALIFORNIA*

Clarence "Nibs" Price (California 1914) 1946-4th.....	1	1	2	0	0	0	1	0
Pete Newell (Loyola Marymount 1940) 1957RR, 58RR, 59-CH, 60-2d.....	4	10	3	1	1	0	0	2
Lou Campanelli (Montclair St. 1960) 1990.....	1	1	1	0	0	0	0	0
Todd Bozeman (Rhode Island 1986) 1993, 94, 96*.....	3	2	3	0	0	0	0	0
Ben Braun (Wisconsin 1975) 1997, 2001, 02, 03, 06.....	5	4	5	0	0	0	0	0
TOTAL	14	18	14	1	1	0	1	2

UC SANTA BARB.

Jerry Pimm (Southern California 1961) 1988, 90.....	2	1	2	0	0	0	0	0
Bob Williams (San Jose St. 1975) 2002	1	0	1	0	0	0	0	0
TOTAL	3	1	3	0	0	0	0	0

CAL ST. FULLERTON

Bob Dye (Idaho St. 1962) 1978RR.....	1	2	1	0	0	0	0	1
TOTAL	1	2	1	0	0	0	0	1

CAL ST. L.A.

Bob Miller (Occidental 1953) 1974	1	0	1	0	0	0	0	0
TOTAL	1	0	1	0	0	0	0	0

CAL ST. NORTHRIDGE

Bobby Braswell (Cal St. Northridge 1984) 2001	1	0	1	0	0	0	0	0
TOTAL	1	0	1	0	0	0	0	0

CAMPBELL

Billy Lee (Barton 1971) 1992.....	1	0	1	0	0	0	0	0
TOTAL	1	0	1	0	0	0	0	0

CANISIUS

Joseph Curran (Canisius 1943) 1955RR, 56RR, 57	3	6	3	0	0	0	0	2
John Beilein (Wheeling Jesuit 1975) 1996.....	1	0	1	0	0	0	0	0
TOTAL	4	6	4	0	0	0	0	2

CATHOLIC

John Long (Catholic 1928) 1944RR.....	1	0	2	0	0	0	0	1
TOTAL	1	0	2	0	0	0	0	1

CENTRAL CONN. ST.

Howie Dickenmann (Central Conn. St. 1970) 2000, 02	2	0	2	0	0	0	0	0
TOTAL	2	0	2	0	0	0	0	0

UCF

Kirk Speraw (Iowa 1980) 1994, 96, 2004, 05	4	0	4	0	0	0	0	0
TOTAL	4	0	4	0	0	0	0	0

CENTRAL MICH.

Dick Parfitt (Central Mich. 1953) 1975, 77	2	2	2	0	0	0	0	0
Charlie Coles [Miami (Ohio) 1965] 1987 .	1	0	1	0	0	0	0	0
Jay Smith (Saginaw Valley 1984) 2003	1	1	1	0	0	0	0	0
TOTAL	4	3	4	0	0	0	0	0

COL. OF CHARLESTON

John Kresse [St. John's (N.Y.) 1964] 1994, 97, 98, 99	4	1	4	0	0	0	0	0
TOTAL	4	1	4	0	0	0	0	0

CHARLESTON SO.

Tom Conrad (Old Dominion 1979) 1997 ..	1	0	1	0	0	0	0	0
TOTAL	1	0	1	0	0	0	0	0

CHARLOTTE

Lee Rose (Transylvania 1958) 1977-4th.....	1	3	2	0	0	0	1	0
Jeff Mullins (Duke 1964) 1988, 92, 95	3	0	3	0	0	0	0	0
Melvin Watkins (Charlotte 1977) 1997, 98.....	2	2	2	0	0	0	0	0
Bob Lutz (Charlotte 1980) 1999, 2001, 02, 04, 05.....	5	2	5	0	0	0	0	0
TOTAL	11	7	12	0	0	0	1	0

CHATTANOOGA									
Murray Arnold (American 1960) 1981, 82, 83.....	3	1	3	0	0	0	0	0	0
Mack McCarthy (Virginia Tech 1974) 1988, 93, 94, 95, 97.....	5	2	5	0	0	0	0	0	0
John Shulman (East Tenn. St. 1989) 2005.....	1	0	1	0	0	0	0	0	0
TOTAL	9	3	9	0	0	0	0	0	0
CINCINNATI									
George Smith (Cincinnati 1935) 1958, 59-3d, 60-3d.....	3	7	3	0	0	2	0	0	0
Ed Jucker (Cincinnati 1940) 1961-CH, 62-CH, 63-2d.....	3	11	1	2	1	0	0	0	0
Tay Baker (Cincinnati 1950) 1966.....	1	0	2	0	0	0	0	0	0
Gale Catlett (West Virginia 1963) 1975, 76, 77.....	3	2	3	0	0	0	0	0	0
Bob Huggins (West Virginia 1977) 1992-T3d, 93RR, 94, 95, 96RR, 97, 98, 99, 2000, 01, 02, 03, 04, 05.....	14	20	14	0	0	1	0	2	2
TOTAL	24	40	23	2	1	3	0	2	2
CCNY									
Nat Holman (Savage School of Phys. Ed. 1917) 1947-4th, 50-CH.....	2	4	2	1	0	0	1	0	0
TOTAL	2	4	2	1	0	0	1	0	0
CLEMSON*									
Bill C. Foster (Carson-Newman 1958) 1980RR.....	1	3	1	0	0	0	0	1	1
Cliff Ellis (Florida St. 1968) 1987, 89, 90* Rick Barnes (Lenoir-Rhyne 1977) 1996, 97, 98.....	3	3	3	0	0	0	0	0	0
TOTAL	7	8	7	0	0	0	0	1	1
CLEVELAND ST.									
Kevin Mackey (St. Anselm 1967) 1986.....	1	2	1	0	0	0	0	0	0
TOTAL	1	2	1	0	0	0	0	0	0
COASTAL CARO.									
Russ Bergman (LSU 1970) 1991, 93.....	2	0	2	0	0	0	0	0	0
TOTAL	2	0	2	0	0	0	0	0	0
COLGATE									
Jack Bruen (Catholic 1972) 1995, 96.....	2	0	2	0	0	0	0	0	0
TOTAL	2	0	2	0	0	0	0	0	0
COLORADO									
Forrest "Frosty" Cox (Kansas 1930) 1940RR, 42-T3d, 46RR.....	3	2	4	0	0	1	0	2	2
Horace "Bebe" Lee (Stanford 1938) 1954, 55-3d.....	2	3	3	0	0	1	0	0	0
Russell "Sox" Walseth (Colorado 1948) 1962RR, 63RR, 69.....	3	3	3	0	0	0	0	2	2
Ricardo Patton (Belmont 1980) 1997, 2003.....	2	1	2	0	0	0	0	0	0
TOTAL	10	9	12	0	0	2	0	4	4
COLORADO ST.									
Bill Strannigan (Wyoming 1941) 1954.....	1	0	2	0	0	0	0	0	0
Jim Williams (Utah St. 1947) 1963, 65, 66, 69RR.....	4	2	4	0	0	0	0	1	1
Boyd Grant (Colorado St. 1957) 1989, 90.....	2	1	2	0	0	0	0	0	0
Dale Layer (Eckerd 1979) 2003.....	1	0	1	0	0	0	0	0	0
TOTAL	8	3	9	0	0	0	0	1	1
COLUMBIA									
Gordon Ridings (Oregon 1929) 1948RR... Lou Rossini (Columbia 1948) 1951.....	1	0	2	0	0	0	0	1	1
John "Jack" Rohan (Columbia 1953) 1968.....	1	0	1	0	0	0	0	0	0
TOTAL	3	2	4	0	0	0	0	1	1
CONNECTICUT*									
Hugh Greer (Connecticut 1926) 1951, 54, 56, 57, 58, 59, 60.....	7	1	8	0	0	0	0	0	0
George Wigton (Ohio St. 1956) 1963.....	1	0	1	0	0	0	0	0	0
Fred Shabel (Duke 1954) 1964RR, 65, 67.....	3	2	3	0	0	0	0	1	1
Donald "Dee" Rowe (Middlebury 1952) 1976.....	1	1	1	0	0	0	0	0	0
Dom Perno (Connecticut 1964) 1979.....	1	0	1	0	0	0	0	0	0
Jim Calhoun (American Int'l 1968) 1990RR, 91, 92, 94, 95RR, 96*, 98RR, 99-CH, 2000, 02RR, 03, 04-CH, 05, 06RR.....	14	38	12	2	0	0	0	5	5
TOTAL	27	42	26	2	0	0	0	6	6
COPPIN ST.									
Ron Mitchell (Edison 1984) 1990, 93, 97..	3	1	3	0	0	0	0	0	0
TOTAL	3	1	3	0	0	0	0	0	0
CORNELL									
Royner Greene (Illinois 1929) 1954.....	1	0	2	0	0	0	0	0	0
Mike Dement (East Caro. 1976) 1988.....	1	0	1	0	0	0	0	0	0
TOTAL	2	0	3	0	0	0	0	0	0
CREIGHTON									
Eddie Hickey (Creighton 1927) 1941RR... John "Red" McManus (St. Ambrose 1949) 1962, 64.....	1	1	1	0	0	0	0	1	1
TOTAL	2	3	3	0	0	0	0	1	1

	Yrs.	Won	Lost	CH	2D	3d%	4th	RR
Eddie Sutton (Oklahoma St. 1958) 1974...	1	2	1	0	0	0	0	0
Tom Apke (Creighton 1965) 1975, 78, 81.....	3	0	3	0	0	0	0	0
Tony Barone (Duke 1968) 1989, 91.....	2	1	2	0	0	0	0	0
Dana Altman (Eastern N.M. 1980) 1999, 2000, 01, 02, 03, 05.....	6	2	6	0	0	0	0	0
TOTAL	15	9	16	0	0	0	0	1
DARTMOUTH								
Osborne "Ozzie" Cowles (Carleton 1922) 1941RR, 42-2d, 43RR.....	3	4	3	0	1	0	0	2
Earl Brown (Notre Dame 1939) 1944-2d.. Alvin "Doggie" Julian (Bucknell 1923) 1956, 58RR, 59.....	1	2	1	0	1	0	0	0
TOTAL	7	10	7	0	2	0	0	3
DAVIDSON								
Charles "Lefty" Driesell (Duke 1954) 1966, 68RR, 69RR.....	3	5	4	0	0	0	0	2
Terry Holland (Davidson 1964) 1970.....	1	0	1	0	0	0	0	0
Bobby Hussey (Appalachian St. 1962) 1986.....	1	0	1	0	0	0	0	0
Bob McKillop (Hofstra 1972) 1998, 2002, 06.....	3	0	3	0	0	0	0	0
TOTAL	8	5	9	0	0	0	0	2
DAYTON								
Tom Blackburn [Wilmington (Ohio) 1931] 1952.....	1	1	1	0	0	0	0	0
Don Donaher (Dayton 1954) 1965, 66, 67-2d, 69, 70, 74, 84RR, 85.....	8	11	10	0	1	0	0	1
Jim O'Brien (St. Joseph's 1974) 1990.....	1	1	1	0	0	0	0	0
Oliver Purnell (Old Dominion 1975) 2000, 03.....	2	0	2	0	0	0	0	0
Brian Gregory (Oakland 1990) 2004.....	1	0	1	0	0	0	0	0
TOTAL	13	13	15	0	1	0	0	1
DELAWARE								
Steve Steinwedel (Mississippi St. 1975) 1992, 93.....	2	0	2	0	0	0	0	0
Mike Brey (George Washington 1982) 1998, 99.....	2	0	2	0	0	0	0	0
TOTAL	4	0	4	0	0	0	0	0
DELAWARE ST.								
Greg Jackson (St. Paul's 1982) 2005.....	1	0	1	0	0	0	0	0
TOTAL	1	0	1	0	0	0	0	0
DePAUL*								
Ray Meyer (Notre Dame 1938) 1943-T3d, 53, 56, 59, 60, 65, 76, 78RR, 79-3d, 80, 81, 82, 84.....	13	14	16	0	0	2	0	1
Joey Meyer (DePaul 1971) 1985, 86*, 87*, 88*, 89*, 91, 92.....	7	6	7	0	0	0	0	0
Pat Kennedy [King's (Pa.) 1976] 2000.....	1	0	1	0	0	0	0	0
Dave Leitao (Northeastern 1983) 2004.....	1	1	1	0	0	0	0	0
TOTAL	22	21	25	0	0	2	0	1
DETROIT								
Robert Calihan (Detroit 1940) 1962.....	1	0	1	0	0	0	0	0
Dick Vitale (Seton Hall 1962) 1977.....	1	1	1	0	0	0	0	0
Dave "Smokey" Gaines (LeMoyne-Owen 1963) 1979.....	1	0	1	0	0	0	0	0
Perry Watson (Eastern Mich. 1972) 1998, 99.....	2	2	2	0	0	0	0	0
TOTAL	5	3	5	0	0	0	0	0
DRAKE								
Maurice John (Central Mo. St. 1941) 1969-3d, 70RR, 71RR.....	3	5	3	0	0	1	0	2
TOTAL	3	5	3	0	0	1	0	2
DREXEL								
Eddie Burke (La Salle 1967) 1986.....	1	0	1	0	0	0	0	0
Bill Herrion (Merrimack 1981) 1994, 95, 96.....	3	1	3	0	0	0	0	0
TOTAL	4	1	4	0	0	0	0	0
DUKE								
Harold Bradley (Hartwick 1934) 1955.....	1	0	1	0	0	0	0	0
Vic Bubas (North Carolina St. 1951) 1960RR, 63-3d, 64-2d, 66-3d.....	4	11	4	0	1	2	0	1
W.E. "Bill" Foster (Elizabethtown 1954) 1978-2d, 79, 80RR.....	3	6	3	0	1	0	0	1
Mike Krzyzewski (Army 1969) 1984, 85, 86-2d, 87, 88-T3d, 89-T3d, 90-2d, 91-CH, 92-CH, 93, 94-2d, 96, 97, 98RR, 99-2d, 2000, 01-CH, 02, 03, 04-T3d, 05, 06... ..	22	68	19	3	4	3	0	1
TOTAL	30	85	27	3	6	5	0	3
DUQUESNE								
Charles "Chick" Davies (Duquesne 1934) 1940-T3d.....	1	1	1	0	0	1	0	0
Donald "Dudey" Moore (Duquesne 1934) 1952RR.....	1	1	1	0	0	0	0	1
John "Red" Manning (Duquesne 1951) 1969, 71.....	2	2	2	0	0	0	0	0

	Yrs.	Won	Lost	CH	2D	3d%	4th	RR
John Cinicola (Duquesne 1955) 1977	1	0	1	0	0	0	0	0
TOTAL	5	4	5	0	0	1	0	1
EAST CARO.								
Tom Quinn (Marshall 1954) 1972	1	0	1	0	0	0	0	0
Eddie Payne (Wake Forest 1973) 1993	1	0	1	0	0	0	0	0
TOTAL	2	0	2	0	0	0	0	0
EAST TENN. ST.								
J. Madison Brooks (Louisiana Tech 1937) 1968	1	1	2	0	0	0	0	0
Les Robinson (North Carolina St. 1964) 1989, 90	2	0	2	0	0	0	0	0
Alan LeForce (Cumberland 1957) 1991, 92	2	1	2	0	0	0	0	0
Ed DeChellis (Penn St. 1982) 2003	1	0	1	0	0	0	0	0
Murry Bartow (UAB 1985) 2004	1	0	1	0	0	0	0	0
TOTAL	7	2	8	0	0	0	0	0
EASTERN ILL.								
Rick Samuels (Chadron St. 1971) 1992, 2001	2	0	2	0	0	0	0	0
TOTAL	2	0	2	0	0	0	0	0
EASTERN KY.								
Paul McBrayer (Kentucky 1930) 1953, 59	2	0	2	0	0	0	0	0
Jim Baechliold (Eastern Ky. 1952) 1965	1	0	1	0	0	0	0	0
Guy Strong (Eastern Ky. 1955) 1972	1	0	1	0	0	0	0	0
Ed Byhre [Augustana (S.D.) 1966] 1979	1	0	1	0	0	0	0	0
Travis Ford (Kentucky 1994) 2005	1	0	1	0	0	0	0	0
TOTAL	6	0	6	0	0	0	0	0
EASTERN MICH.								
Ben Braun (Wisconsin 1975) 1988, 91, 96	3	3	3	0	0	0	0	0
Milton Barnes (Albion 1979) 1998	1	0	1	0	0	0	0	0
TOTAL	4	3	4	0	0	0	0	0
EASTERN WASH.								
Ray Giacoletti (Minot St. 1984) 2004	1	0	1	0	0	0	0	0
TOTAL	1	0	1	0	0	0	0	0
EVANSVILLE								
Dick Walters (Illinois St. 1969) 1982	1	0	1	0	0	0	0	0
Jim Crews (Indiana 1976) 1989, 92, 93, 99	4	1	4	0	0	0	0	0
TOTAL	5	1	5	0	0	0	0	0
FAIRFIELD								
Mitch Buonaguro (Boston College 1975) 1986, 87	2	0	2	0	0	0	0	0
Paul Cormier (New Hampshire 1973) 1997	1	0	1	0	0	0	0	0
TOTAL	3	0	3	0	0	0	0	0
FAIRLEIGH DICKINSON								
Tom Green (Syracuse 1971) 1985, 88, 98, 2005	4	0	4	0	0	0	0	0
TOTAL	4	0	4	0	0	0	0	0
FLORIDA*								
Norm Sloan (North Carolina St. 1951) 1987*, 88*, 89	3	3	3	0	0	0	0	0
Lon Kruger (Kansas St. 1974) 1994-T3d, 95	2	4	2	0	0	1	0	0
Billy Donovan (Providence 1987) 1999, 2000-2d, 01, 02, 03, 04, 05, 06-CH	8	16	7	1	1	0	0	0
TOTAL	13	23	12	1	1	1	0	0
FLORIDA A&M								
Mickey Clayton (Florida A&M 1975) 1999	1	0	1	0	0	0	0	0
Mike Gillespie (DePaul 1974) 2004	1	1	1	0	0	0	0	0
TOTAL	2	1	2	0	0	0	0	0
FLA. ATLANTIC								
Sydney Green (UNLV 1983), 2002	1	0	1	0	0	0	0	0
TOTAL	1	0	1	0	0	0	0	0
FLORIDA INT'L								
Bob Weltlich (Ohio St. 1967) 1995	1	0	1	0	0	0	0	0
TOTAL	1	0	1	0	0	0	0	0
FLORIDA ST.								
Hugh Durham (Florida St. 1959) 1968, 72-2d, 78	3	4	3	0	1	0	0	0
Joe Williams (SMU 1956) 1980	1	1	1	0	0	0	0	0
Pat Kennedy [King's (Pa.) 1976] 1988, 89, 91, 92, 93RR	5	6	5	0	0	0	0	1
Steve Robinson (Radford 1981) 1998	1	1	1	0	0	0	0	0
TOTAL	10	12	10	0	1	0	0	1
FORDHAM								
John Bach (Fordham 1948) 1953, 54	2	0	2	0	0	0	0	0
Richard "Digger" Phelps (Rider 1963) 1971	1	2	1	0	0	0	0	0
Nick Macarchuk (Fairfield 1963) 1992	1	0	1	0	0	0	0	0
TOTAL	4	2	4	0	0	0	0	0

	Yrs.	Won	Lost	CH	2D	3d%	4th	RR
FRESNO ST.*								
Boyd Grant (Colorado St. 1961) 1981, 82, 84	3	1	3	0	0	0	0	0
Jerry Tarkanian (Fresno St. 1956) 2000*, 01	2	1	2	0	0	0	0	0
TOTAL	5	2	5	0	0	0	0	0
FURMAN								
Joe Williams (SMU 1956) 1971, 73, 74, 75, 78	5	1	6	0	0	0	0	0
Eddie Holbrook (Lenoir-Rhyne 1962) 1980	1	0	1	0	0	0	0	0
TOTAL	6	1	7	0	0	0	0	0
GEORGE MASON								
Ernie Nestor (Alderson-Broadus 1968) 1989	1	0	1	0	0	0	0	0
Jim Larranaga (Providence 1971) 1999, 2001, 06-T3d	3	4	3	0	0	1	0	0
TOTAL	4	4	4	0	0	1	0	0
GEORGE WASHINGTON								
Bill Reinhart (Oregon 1923) 1954, 61	2	0	2	0	0	0	0	0
Mike Jarvis (Northeastern 1968) 1993, 94, 96, 98	4	3	4	0	0	0	0	0
Tom Penders (Connecticut 1967) 1999	1	0	1	0	0	0	0	0
Karl Hobbs (Connecticut 1985) 2005, 06	2	1	2	0	0	0	0	0
TOTAL	9	4	9	0	0	0	0	0
GEORGETOWN								
Elmer Ripley (No college) 1943-2d	1	2	1	0	1	0	0	0
John Thompson (Providence 1964) 1975, 76, 79, 80RR, 81, 82-2d, 83, 84-CH, 85-2d, 86, 87RR, 88, 89RR, 90, 91, 92, 94, 95, 96RR, 97	20	34	19	1	2	0	0	4
Craig Esherick (Georgetown 1978) 2001	1	2	1	0	0	0	0	0
John Thompson III (Princeton 1988) 2006	1	2	1	0	0	0	0	0
TOTAL	23	40	22	1	3	0	0	4
GEORGIA*								
Hugh Durham (Florida St. 1959) 1983-T3d, 85*, 87, 90, 91	5	4	5	0	0	1	0	0
Tubby Smith (High Point 1973) 1996, 97	2	2	2	0	0	0	0	0
Jim Harrick [Charleston (W.V.) 1960] 2001, 02*	2	1	2	0	0	0	0	0
TOTAL	9	7	9	0	0	1	0	0
GA. SOUTHERN								
Frank Kerns (Alabama 1957) 1983, 87, 92	3	0	3	0	0	0	0	0
TOTAL	3	0	3	0	0	0	0	0
GEORGIA ST.								
Bob Reinhart (Indiana 1961) 1991	1	0	1	0	0	0	0	0
Charles "Lefty" Driesell (Duke 1954) 2001	1	1	1	0	0	0	0	0
TOTAL	2	1	2	0	0	0	0	0
GEORGIA TECH								
John "Whack" Hyder (Georgia Tech 1937) 1960RR	1	1	1	0	0	0	0	1
Bobby Cremins (South Carolina 1970) 1985RR, 86, 87, 88, 89, 90-T3d, 91, 92, 93, 96	10	15	10	0	0	1	0	1
Paul Hewitt (St. John Fisher 1985) 2001, 04-2d, 05	3	5	3	0	1	0	0	0
TOTAL	14	21	14	0	1	1	0	2
GONZAGA								
Dan Fitzgerald (Cal St. L.A. 1965) 1995	1	0	1	0	0	0	0	0
Dan Monson (Idaho 1985) 1999RR	1	3	1	0	0	0	0	1
Mark Few (Oregon 1987) 2000, 01, 02, 03, 04, 05, 06	7	9	7	0	0	0	0	0
TOTAL	9	12	9	0	0	0	0	1
HAMPTON								
Steve Merfeld (Wis-La Crosse 1984) 2001, 02	2	1	2	0	0	0	0	0
Bobby Collins (Eastern Ky. 1991) 2006	1	0	1	0	0	0	0	0
TOTAL	3	1	3	0	0	0	0	0
HARDIN-SIMMONS								
Bill Scott (Hardin-Simmons 1947) 1953, 57	2	0	2	0	0	0	0	0
TOTAL	2	0	2	0	0	0	0	0
HARVARD								
Floyd Stahl (Illinois 1926) 1946RR	1	0	2	0	0	0	0	1
TOTAL	1	0	2	0	0	0	0	1
HAWAII								
Ephraim "Red" Rocha (Oregon St. 1950) 1972	1	0	1	0	0	0	0	0
Riley Wallace [Centenary (La.) 1964] 1994, 2001, 02	3	0	3	0	0	0	0	0
TOTAL	4	0	4	0	0	0	0	0
HOFSTRA								
Roger Gaecleker (Gettysburg 1965) 1976, 77	2	0	2	0	0	0	0	0
Jay Wright (Bucknell 1983) 2000, 01	2	0	2	0	0	0	0	0
TOTAL	4	0	4	0	0	0	0	0

	Yrs.	Won	Lost	CH	2D	3d%	4th	RR
HOLY CROSS								
Alvin "Doggie" Julian (Bucknell 1923) 1947-CH, 48-3d.....	2	5	1	1	0	1	0	0
Lester "Buster" Sheary (Catholic 1933) 1950RR, 53RR.....	2	2	3	0	0	0	0	2
Roy Leenig (Trinity (Conn.) 1942) 1956.....	1	0	1	0	0	0	0	0
George Blaney (Holy Cross 1961) 1977, 80, 93.....	3	0	3	0	0	0	0	0
Ralph Willard (Holy Cross 1967) 2001, 02, 03.....	3	0	3	0	0	0	0	0
TOTAL	11	7	11	1	0	1	0	2
HOUSTON								
Alden Pasche (Rice 1932) 1956.....	1	0	2	0	0	0	0	0
Guy Lewis (Houston 1947) 1961, 65, 66, 67-3d, 68-4th, 70, 71, 72, 73, 78, 81, 82-T3d, 83-2d, 84-2d.....	14	26	18	0	2	2	1	0
Pat Foster (Arkansas 1961) 1987, 90, 92..	3	0	3	0	0	0	0	0
TOTAL	18	26	23	0	2	2	1	0
HOUSTON BAPTIST								
Gene Iba (Tulsa 1963) 1984.....	1	0	1	0	0	0	0	0
TOTAL	1	0	1	0	0	0	0	0
HOWARD								
A.B. Williamson (N.C. A&T 1968) 1981... Alfred "Butch" Beard (Louisville 1972) 1992.....	1	0	1	0	0	0	0	0
TOTAL	2	0	2	0	0	0	0	0
IDAHO								
Don Monson (Idaho 1955) 1981, 82.....	2	1	2	0	0	0	0	0
Kermit Davis Jr. (Mississippi St. 1982) 1989, 90.....	2	0	2	0	0	0	0	0
TOTAL	4	1	4	0	0	0	0	0
IDAHO ST.								
Steve Belko (Idaho 1939) 1953, 54, 55, 56.....	4	2	4	0	0	0	0	0
John Grayson (Oklahoma 1938) 1957, 58, 59.....	3	4	5	0	0	0	0	0
John Evans (Idaho 1948) 1960.....	1	0	1	0	0	0	0	0
Jim Killingsworth (Northeastern Okla. St. 1948) 1974, 77RR.....	2	2	2	0	0	0	0	1
Jim Boutin (Lewis & Clark 1964) 1987.....	1	0	1	0	0	0	0	0
TOTAL	11	8	13	0	0	0	0	1
ILLINOIS								
Doug Mills (Illinois 1930) 1942RR.....	1	0	2	0	0	0	0	1
Harry Combes (Illinois 1937) 1949-3d, 51-3d, 52-3d, 63RR.....	4	9	4	0	3	0	1	
Lou Henson (New Mexico St. 1955) 1981, 83, 84RR, 85, 86, 87, 88, 89-T3d, 90, 93, 94, 95.....	12	12	12	0	0	1	0	1
Lon Kruger (Kansas St. 1974) 1997, 98 2000.....	3	3	3	0	0	0	0	0
Bill Self (Oklahoma St. 1985) 2001RR, 02, 03.....	3	6	3	0	0	0	0	1
Bruce Weber (Wis.-Milwaukee 1978) 2004, 05-2d, 06.....	3	8	3	0	1	0	0	0
TOTAL	26	38	27	0	1	4	0	4
ILLINOIS ST.								
Bob Donewald (Hanover 1964) 1983, 84, 85.....	3	2	3	0	0	0	0	0
Bob Bender (Duke 1980) 1990.....	1	0	1	0	0	0	0	0
Kevin Stallings (Purdue 1982) 1997, 98....	2	1	2	0	0	0	0	0
TOTAL	6	3	6	0	0	0	0	0
ILL.-CHICAGO								
Jimmy Collins (New Mexico St. 1970) 1998, 2002, 04.....	3	0	3	0	0	0	0	0
TOTAL	3	0	3	0	0	0	0	0
INDIANA								
Branch McCracken (Indiana 1930) 1940- CH, 53-CH, 54, 58.....	4	9	2	2	0	0	0	0
Lou Watson (Indiana 1950) 1967.....	1	1	1	0	0	0	0	0
Bob Knight (Ohio St. 1962) 1973-3d, 75RR, 76-CH, 78, 80, 81-CH, 82, 83, 84RR, 86, 87-CH, 88, 89, 90, 91, 92- T3d, 93RR, 94, 95, 96, 97, 98, 99, 2000.....	24	42	21	3	0	2	0	3
Mike Davis (Alabama 1983) 2001, 02-2d, 03, 06.....	4	7	4	0	1	0	0	0
TOTAL	33	59	28	5	1	2	0	3
IUPUI								
Ron Hunter (Miami (Ohio) 1986) 2003.....	1	0	1	0	0	0	0	0
TOTAL	1	0	1	0	0	0	0	0
INDIANA ST.								
Bill Hodges (Marian 1970) 1979-2d.....	1	4	1	0	1	0	0	0
Royce Waltman (Slippery Rock 1964) 2000, 01.....	2	1	2	0	0	0	0	0
TOTAL	3	5	3	0	1	0	0	0
IONA*								
Jim Valvano (Rutgers 1967) 1979, 80*....	2	1	2	0	0	0	0	0
Pat Kennedy (King's (Pa.) 1976) 1984, 85...	2	0	2	0	0	0	0	0

	Yrs.	Won	Lost	CH	2D	3d%	4th	RR
Tim Welsh (Potsdam St. 1984) 1998.....	1	0	1	0	0	0	0	0
Jeff Ruland (Iona 1991) 2000, 01, 06.....	3	0	3	0	0	0	0	0
TOTAL	8	1	8	0	0	0	0	0
IOWA								
Frank "Bucky" O'Connor (Drake 1938) 1955-4th, 56-2d.....	2	5	3	0	1	0	1	0
Ralph Miller (Kansas 1942) 1970.....	1	1	1	0	0	0	0	0
Lute Olson (Augsburg 1957) 1979, 80-4th, 81, 82, 83.....	5	7	6	0	0	0	1	0
George Raveling (Villanova 1960) 1985, 86.....	2	0	2	0	0	0	0	0
Tom Davis (Wis.-Platteville 1960) 1987RR, 88, 89, 91, 92, 93, 96, 97, 99.....	9	13	9	0	0	0	0	1
Steve Alford (Indiana 1987) 2001, 05, 06.....	3	1	3	0	0	0	0	0
TOTAL	22	27	24	0	1	0	2	1
IOWA ST.								
Louis Menze (Central Mo. St. 1928) 1944-T3d.....	1	1	1	0	0	1	0	0
Johnny Orr (Beloit 1949) 1985, 86, 88, 89, 92, 93.....	6	3	6	0	0	0	0	0
Tim Floyd (Louisiana Tech 1977) 1995, 96, 97.....	3	4	3	0	0	0	0	0
Larry Eustachy (Long Beach St. 1979) 2000RR, 01.....	2	3	2	0	0	0	0	1
Wayne Morgan (St. Lawrence 1973) 2005..	1	1	1	0	0	0	0	0
TOTAL	13	12	13	0	0	1	0	1
JACKSON ST.								
Andy Stoglin (UTEP 1965) 1997, 2000....	2	0	2	0	0	0	0	0
TOTAL	2	0	2	0	0	0	0	0
JACKSONVILLE								
Joe Williams (SMU 1956) 1970-2d.....	1	4	1	0	1	0	0	0
Tom Wasdin (Florida 1957) 1971, 73.....	2	0	2	0	0	0	0	0
Tates Locke (Ohio Wesleyan 1959) 1979..	1	0	1	0	0	0	0	0
Bob Wenzel (Rutgers 1971) 1986.....	1	0	1	0	0	0	0	0
TOTAL	5	4	5	0	1	0	0	0
JAMES MADISON								
Lou Campanelli (Montclair St. 1960) 1981, 82, 83.....	3	3	3	0	0	0	0	0
Charles "Lefty" Driesell (Duke 1954) 1994.....	1	0	1	0	0	0	0	0
TOTAL	4	3	4	0	0	0	0	0
KANSAS								
Forrest C. "Phog" Allen (Kansas 1906) 1940-2d, 42RR, 52-CH, 53-2d.....	4	10	3	1	2	0	0	1
Dick Harp (Kansas 1940) 1957-2d, 60RR... Ted Owens (Oklahoma 1951) 1966RR, 67, 71-4th, 74-4th, 75, 78, 81.....	7	8	9	0	0	0	2	1
Larry Brown (North Carolina 1963) 1984, 85, 86-T3d, 87, 88-CH.....	5	14	4	1	0	1	0	0
Roy Williams (North Carolina 1972) 1990, 91-2d, 92, 93-T3d, 94, 95, 96RR, 97, 98, 99, 2000, 01, 02-T3d, 03-2d.....	14	34	14	0	2	2	0	1
Bill Self (Oklahoma St. 1985) 2004RR, 05, 06.....	3	3	3	0	0	0	0	1
TOTAL	35	73	35	2	5	3	2	5
KANSAS ST.								
Jack Gardner (Southern California 1932) 1948-4th, 51-2d.....	2	4	3	0	1	0	1	0
Fred "Tex" Winter (Southern California 1947) 1956, 58-4th, 59RR, 61RR, 64- 4th, 68.....	6	7	9	0	0	0	2	2
Lowell "Cotton" Fitzsimmons (Midwestern St. 1955) 1970.....	1	1	1	0	0	0	0	0
Jack Hartman (Oklahoma St. 1949) 1972RR, 73RR, 75RR, 77, 80, 81RR, 82..	7	11	7	0	0	0	0	4
Lon Kruger (Kansas St. 1974) 1987, 88RR, 89, 90.....	4	4	4	0	0	0	0	1
Dana Altman (Eastern N.M. 1980) 1993..	1	0	1	0	0	0	0	0
Tom Asbury (Wyoming 1967) 1996.....	1	0	1	0	0	0	0	0
TOTAL	22	27	26	0	1	0	3	7
KENT ST.								
Gary Waters (Ferris St. 1975) 1999, 2001..	2	1	2	0	0	0	0	0
Stan Heath (Eastern Mich. 1988) 2002RR... Jim Christian (Rhode Island 1988) 2006....	1	3	1	0	0	0	0	1
TOTAL	4	4	4	0	0	0	0	1



	Yrs. Won	Lost	CH	2D	3d%	4th	RR
KENTUCKY*							
Adolph Rupp (Kansas 1923) 1942-T3d, 45RR, 48-CH, 49-CH, 51-CH, 52RR, 55, 56RR, 57RR, 58-CH, 59, 61RR, 62RR, 64, 66-2d, 68RR, 69, 70RR, 71, 72RR.....	20	30	18	4	1	1	0 9
Joe B. Hall (Sewanee 1951) 1973RR, 75-2d, 77RR, 78-CH, 80, 81, 82, 83RR, 84-T3d, 85.....	10	20	9	1	1	1	0 3
Eddie Sutton (Oklahoma St. 1958) 1986RR, 87, 88*.....	3	5	3	0	0	0	0 1
Rick Pitino (Massachusetts 1974) 1992RR, 93-T3d, 94, 95RR 96-CH, 97-2d.....	6	22	5	1	1	1	0 2
Tubby Smith (High Point 1973) 1998-CH, 99RR, 2000, 01, 02, 03RR, 04, 05RR, 06.....	9	22	8	1	0	0	0 3
TOTAL	48	99	43	7	3	3	0 18
LA SALLE							
Ken Loeffler (Penn St. 1924) 1954-CH, 55-2d.....	2	9	1	1	1	0	0 0
Jim Harding (Iowa 1949) 1968.....	1	0	1	0	0	0	0 0
Paul Westhead (St. Joseph's 1961) 1975, 78.....	2	0	2	0	0	0	0 0
Dave "Lefty" Ervin (La Salle 1968) 1980, 83.....	2	1	2	0	0	0	0 0
Bill "Speedy" Morris (St. Joseph's 1973) 1988, 89, 90, 92.....	4	1	4	0	0	0	0 0
TOTAL	11	11	10	1	1	0	0 0
LAFAYETTE							
George Davidson (Lafayette 1951) 1957 ..	1	0	2	0	0	0	0 0
Fran O'Hanlon (Villanova 1970) 1999, 2000.....	2	0	2	0	0	0	0 0
TOTAL	3	0	4	0	0	0	0 0
LAMAR							
Billy Tubbs (Lamar 1958) 1979, 80.....	2	3	2	0	0	0	0 0
Pat Foster (Arkansas 1961) 1981, 83.....	2	2	2	0	0	0	0 0
Mike Deane (Potsdam St. 1974) 2000.....	1	0	1	0	0	0	0 0
TOTAL	5	5	5	0	0	0	0 0
LEBANON VALLEY							
George "Rinso" Marquette (Lebanon Valley 1948) 1953.....	1	1	2	0	0	0	0 0
TOTAL	1	1	2	0	0	0	0 0
LEHIGH							
Tom Schneider (Bucknell 1969) 1985.....	1	0	1	0	0	0	0 0
Fran McCaffery (Penn 1982) 1988.....	1	0	1	0	0	0	0 0
Billy Taylor (Notre Dame 1995) 2004.....	1	0	1	0	0	0	0 0
TOTAL	3	0	3	0	0	0	0 0
LIBERTY							
Jeff Meyer (Taylor 1976) 1994.....	1	0	1	0	0	0	0 0
Randy Dunton [Baptist Bible (Mo.) 1984] 2004.....	1	0	1	0	0	0	0 0
TOTAL	2	0	2	0	0	0	0 0
LONG BEACH ST.*							
Jerry Tarkanian (Fresno St. 1956) 1970, 71RR*, 72RR*, 73*.....	4	7	5	0	0	0	0 2
Dwight Jones (Pepperdine 1965) 1977.....	1	0	1	0	0	0	0 0
Seth Greenberg (Fairleigh Dickinson 1978) 1993, 95.....	2	0	2	0	0	0	0 0
TOTAL	7	7	8	0	0	0	0 2
LONG ISLAND							
Paul Lizzo (Northwest Mo. St. 1963) 1981, 84.....	2	0	2	0	0	0	0 0
Ray Haskins (Shaw 1972) 1997.....	1	0	1	0	0	0	0 0
TOTAL	3	0	3	0	0	0	0 0
LA-LAFAYETTE*							
Beryl Shipley (Delta St. 1951) 1972*, 73* ..	2	3	3	0	0	0	0 0
Bobby Paschal (Stetson 1964) 1982, 83...	2	0	2	0	0	0	0 0
Marty Fletcher (Maryland 1973) 1992, 94...	2	1	2	0	0	0	0 0
Jessie Evans (Eastern Mich. 1972) 2000, 04..	2	0	2	0	0	0	0 0
Robert Lee (Nicholls St. 1991) 2005.....	1	0	1	0	0	0	0 0
TOTAL	9	4	10	0	0	0	0 0
LA-MONROE							
Mike Vining (La-Monroe 1967) 1982, 86, 90, 91, 92, 93, 96.....	7	0	7	0	0	0	0 0
TOTAL	7	0	7	0	0	0	0 0
LSU							
Harry Rabenhorst (Wake Forest 1921) 1953-4th, 54.....	2	2	4	0	0	0	1 0
Dale Brown (Minot St. 1957) 1979, 80RR, 81-4th, 84, 85, 86-T3d, 87RR, 88, 89, 90, 91, 92, 93.....	13	15	14	0	0	1	1 2
John Brady (Belhaven 1976) 2000, 03, 05, 06-T3d.....	4	6	4	0	0	1	0 0
TOTAL	19	24	22	0	0	2	2 2

	Yrs. Won	Lost	CH	2D	3d%	4th	RR
LOUISIANA TECH							
Andy Russo (Lake Forest 1970) 1984, 85....	2	3	2	0	0	0	0 0
Tommy Joe Eagles (Louisiana Tech 1971) 1987, 89.....	2	1	2	0	0	0	0 0
Jerry Loyd (LeTourneau 1976) 1991.....	1	0	1	0	0	0	0 0
TOTAL	5	4	5	0	0	0	0 0
LOUISVILLE							
Bernard "Peck" Hickman (Western Ky. 1935) 1951, 59-4th, 61, 64, 67.....	5	5	7	0	0	0	1 0
John Dromo (John Carroll 1939) 1968.....	1	1	1	0	0	0	0 0
Denny Crum (UCLA 1959) 1972-4th, 74, 75-3d, 77, 78, 79, 80-CH, 81, 82-T3d, 83-T3d, 84, 86-CH, 88, 89, 90, 92, 93, 94, 95, 96, 97RR, 99, 2000.....	23	42	23	2	0	3	1 1
Rick Pitino (Massachusetts 1974) 2003, 04, 05-T3d.....	3	5	3	0	0	1	0 0
TOTAL	32	53	34	2	0	4	2 1
LOYOLA MARYMOUNT*							
William Donovan (Loyola Marymount 1950) 1961.....	1	1	1	0	0	0	0 0
Ron Jacobs (Southern California 1964) 1980*.....	1	0	1	0	0	0	0 0
Paul Westhead (St. Joseph's 1961) 1988, 89, 90RR.....	3	4	3	0	0	0	0 1
TOTAL	5	5	5	0	0	0	0 1
LOYOLA (ILL.)							
George Ireland (Notre Dame 1936) 1963-CH, 64, 66, 68.....	4	7	3	1	0	0	0 0
Gene Sullivan (Notre Dame 1953) 1985...	1	2	1	0	0	0	0 0
TOTAL	5	9	4	1	0	0	0 0
LOYOLA (LA.)							
Jim McCafferty [Loyola (La.) 1942] 1954, 57.....	2	0	2	0	0	0	0 0
Jim Harding (Iowa 1949) 1958.....	1	0	1	0	0	0	0 0
TOTAL	3	0	3	0	0	0	0 0
LOYOLA (MD.)							
Skip Prosser (Merchant Marine 1972) 1994.....	1	0	1	0	0	0	0 0
TOTAL	1	0	1	0	0	0	0 0
MANHATTAN							
Ken Norton (Long Island 1939) 1956, 58...	2	1	3	0	0	0	0 0
Fran Fraschilla (Brooklyn 1980) 1993, 95...	2	1	2	0	0	0	0 0
Bobby Gonzalez (Buffalo St. 1986) 2003, 04.....	2	1	2	0	0	0	0 0
TOTAL	6	3	7	0	0	0	0 0
MARIST							
Matt Furjanic (Point Park 1973) 1986.....	1	0	1	0	0	0	0 0
Dave Magarity (St. Francis (Pa.) 1974) 1987.....	1	0	1	0	0	0	0 0
TOTAL	2	0	2	0	0	0	0 0
MARQUETTE							
Jack Nagle (Marquette 1940) 1955RR.....	1	2	1	0	0	0	0 1
Eddie Hickey (Creighton 1927) 1959, 61 ..	2	1	3	0	0	0	0 0
Al McGuire [St. John's (N.Y.) 1951] 1968, 69RR, 71, 72, 73, 74-2d, 75, 76RR, 77-CH.....	9	20	9	1	1	0	0 2
Hank Raymonds (St. Louis 1948) 1978, 79, 80, 82, 83.....	5	2	5	0	0	0	0 0
Kevin O'Neill (McGill 1979) 1993, 94.....	2	2	2	0	0	0	0 0
Mike Deane (Potsdam St. 1974) 1996, 97	2	1	2	0	0	0	0 0
Tom Crean (Central Mich. 1989) 2002, 03-T3d, 06.....	3	4	3	0	0	1	0 0
TOTAL	24	32	25	1	1	1	0 3
MARSHALL*							
Jule Rivlin (Marshall 1940) 1956.....	1	0	1	0	0	0	0 0
Carl Tacy (Davis & Elkins 1956) 1972.....	1	0	1	0	0	0	0 0
Rick Huckabay (Louisiana Tech 1967) 1984, 85, 87*.....	3	0	3	0	0	0	0 0
TOTAL	5	0	5	0	0	0	0 0
MARYLAND*							
H.A. "Bud" Millikan (Oklahoma St. 1942) 1958.....	1	2	1	0	0	0	0 0
Charles "Lefty" Driesell (Duke 1954) 1973RR, 75RR, 80, 81, 83, 84, 85, 86...	8	10	8	0	0	0	0 2
Bob Wade (Morgan St. 1967) 1988*.....	1	1	1	0	0	0	0 0
Gary Williams (Maryland 1967) 1994, 95, 96, 97, 98, 99, 2000, 01-T3d, 02-CH, 03, 04.....	11	22	10	1	0	1	0 0
TOTAL	21	35	20	1	0	1	0 2
MASSACHUSETTS*							
Matt Zunic (George Washington 1942) 1962.....	1	0	1	0	0	0	0 0
John Calipari (Clarion 1982) 1992, 93, 94, 95RR, 96-T3d*.....	5	11	5	0	0	1	0 1
James Flint (St. Joseph's 1987) 1997, 98...	2	0	2	0	0	0	0 0
TOTAL	8	11	8	0	0	1	0 1

	Yrs. Won	Lost	CH	2D	3d%	4th	RR
McNEESE ST.							
Steve Welch (Southeastern La. 1971) 1989.....	1	0	1	0	0	0	0
Tic Price (Virginia Tech 1979) 2002.....	1	0	1	0	0	0	0
TOTAL	2	0	2	0	0	0	0
MEMPHIS*							
Eugene Lambert (Arkansas 1929) 1955, 56.....	2	0	2	0	0	0	0
Bob Vanatta (Central Methodist 1945) 1962	1	0	1	0	0	0	0
Gene Bartow (Truman 1953) 1973-2d.....	1	3	1	0	1	0	0
Wayne Yates (Memphis 1961) 1976.....	1	0	1	0	0	0	0
Dana Kirk (Marshall 1960) 1982*, 83*, 84*, 85-T3d*, 86*.....	5	9	5	0	0	1	0
Larry Finch (Memphis 1973) 1988, 89, 92RR, 93, 95, 96.....	6	6	6	0	0	0	1
John Calipari (Clarion 1982) 2003, 04, 06RR.....	3	4	3	0	0	0	1
TOTAL	19	22	19	0	1	1	2
MERCER							
Bill Bibb (Ky. Wesleyan 1957) 1981, 85..	2	0	2	0	0	0	0
TOTAL	2	0	2	0	0	0	0
MIAMI (FLA.)							
Bruce Hale (Santa Clara 1941) 1960.....	1	0	1	0	0	0	0
Leonard Hamilton (Tenn.-Martin 1971) 1998, 99, 2000, 02.....	4	3	4	0	0	0	0
TOTAL	5	3	5	0	0	0	0
MIAMI (OHIO)							
Bill Rohr (Ohio Wesleyan 1940) 1953, 55, 57.....	3	0	3	0	0	0	0
Dick Shrider (Ohio 1948) 1958, 66.....	2	1	3	0	0	0	0
Tates Locke (Ohio Wesleyan 1959) 1969..	1	1	2	0	0	0	0
Darrell Hedric [Miami (Ohio) 1955] 1971, 73, 78, 84.....	4	1	4	0	0	0	0
Jerry Peirson [Miami (Ohio) 1966] 1985, 86.....	2	0	2	0	0	0	0
Joby Wright (Indiana 1972) 1992.....	1	0	1	0	0	0	0
Herb Sendek (Carnegie Mellon 1985) 1995.....	1	1	1	0	0	0	0
Charlie Coles [Miami (Ohio) 1965] 1997, 99.....	2	2	2	0	0	0	0
TOTAL	16	6	18	0	0	0	0
MICHIGAN#*							
Osborne "Ozzie" Cowles (Carleton 1922) 1948RR.....	1	1	1	0	0	0	1
Dave Strack (Michigan 1946) 1964-3d, 65-2d, 66RR.....	3	7	3	0	1	1	0
Johnny Orr (Beloit 1949) 1974RR, 75, 76-2d, 77RR.....	4	7	4	0	1	0	2
Bill Frieder (Michigan 1964) 1985, 86, 87, 88.....	4	5	4	0	0	0	0
Steve Fisher (Illinois St. 1967) 1989-CH, 90, 92-2d* 93-2d*, 94RR, 95, 96*.....	7	20	6	1	2	0	1
Brian Ellerbe (Rutgers 1985) 1998*.....	1	1	1	0	0	0	0
TOTAL	20	41	19	1	4	1	5
MICHIGAN ST.							
Forrest "Fordy" Anderson (Stanford 1942) 1957-4th, 59RR.....	2	3	3	0	0	0	1
George "Jud" Heathcote (Washington St. 1950) 1978RR, 79-CH, 85, 86, 90, 91, 92, 94, 95.....	9	14	8	1	0	0	1
Tom Izzo (Northern Mich. 1977) 1998, 99-T3d, 2000-CH, 01-T3d, 02, 03RR, 04, 05-T3d, 06.....	9	23	8	1	0	3	1
TOTAL	20	40	19	2	0	3	3
MIDDLE TENN.							
Jimmy Earle (Middle Tenn. 1959) 1975, 77.....	2	0	2	0	0	0	0
Stan Simpson (Ga. Southern 1961) 1982..	1	1	1	0	0	0	0
Bruce Stewart (Jacksonville St. 1975) 1985, 87, 89.....	3	1	3	0	0	0	0
TOTAL	6	2	6	0	0	0	0
MINNESOTA*							
Bill Musselman (Wittenberg 1961) 1972* ...	1	1	1	0	0	0	0
Jim Dutcher (Michigan 1955) 1982.....	1	1	1	0	0	0	0
Clem Haskins (Western Ky. 1967) 1989, 90RR, 94*, 95*, 97-T3d*, 99.....	6	10	6	0	0	1	1
Dan Monson (Idaho 1985) 2005.....	1	0	1	0	0	0	0
TOTAL	9	12	9	0	0	1	1
MISSISSIPPI							
Bob Weltlich (Ohio St. 1967) 1981.....	1	0	1	0	0	0	0
Rob Evans (New Mexico St. 1968) 1997, 98.....	2	0	2	0	0	0	0
Rod Barnes (Mississippi 1988) 1999, 2001, 02.....	3	3	3	0	0	0	0
TOTAL	6	3	6	0	0	0	0

	Yrs. Won	Lost	CH	2D	3d%	4th	RR
MISSISSIPPI ST.							
James "Babe" McCarthy (Mississippi St. 1949) 1963.....	1	1	1	0	0	0	0
Richard Williams (Mississippi St. 1967) 1991, 95, 96-T3d.....	3	6	3	0	0	1	0
Rick Stansbury (Campbellville 1982) 2002, 03, 04, 05.....	4	3	4	0	0	0	0
TOTAL	8	10	8	0	0	1	0
MISSISSIPPI VAL.							
Lafayette Stribling (Miss. Industrial 1957) 1986, 92, 96.....	3	0	3	0	0	0	0
TOTAL	3	0	3	0	0	0	0
MISSOURI#*							
George Edwards (Missouri 1913) 1944RR.....	1	1	1	0	0	0	1
Norm Stewart (Missouri 1956) 1976RR, 78, 80, 81, 82 83, 86, 87, 88, 89, 90, 92, 93, 94RR*, 95, 99.....	16	12	16	0	0	0	2
Quin Snyder (Duke 1989) 2000, 01, 02RR, 03.....	4	5	4	0	0	0	1
TOTAL	21	18	21	0	0	0	4
MISSOURI ST.							
Charlie Spoonhour (School of Ozarks 1961) 1987, 88, 89, 90, 92.....	5	1	5	0	0	0	0
Steve Alford (Indiana 1987) 1999.....	1	2	1	0	0	0	0
TOTAL	6	3	6	0	0	0	0
MONMOUTH							
Wayne Szoke (Maryland 1963) 1996.....	1	0	1	0	0	0	0
Dave Calloway [Monmouth 1991] 2001, 04, 06.....	3	1	3	0	0	0	0
TOTAL	4	1	4	0	0	0	0
MONTANA							
George "Jud" Heathcote (Washington St. 1950) 1975.....	1	1	2	0	0	0	0
Stew Morrill (Gonzaga 1974) 1991.....	1	0	1	0	0	0	0
Blaine Taylor (Montana 1982) 1992, 97... Don Holst (Northern Mont. 1975) 2002....	2	0	2	0	0	0	0
Larry Kryskowiak (Montana 1996) 2005, 06.....	2	1	2	0	0	0	0
TOTAL	7	2	8	0	0	0	0
MONTANA ST.							
John Breeden (Montana St. 1929) 1951....	1	0	1	0	0	0	0
Stu Stamer (Minn.-Morris 1965) 1986.....	1	0	1	0	0	0	0
Mike Durham (Montana St. 1979) 1996... TOTAL	1	0	1	0	0	0	0
3	0	3	0	0	0	0	
MOREHEAD ST.							
Robert Laughlin (Morehead St. 1937) 1956, 57, 61.....	3	3	4	0	0	0	0
Wayne Martin (Morehead St. 1968) 1983, 84.....	2	1	2	0	0	0	0
TOTAL	5	4	6	0	0	0	0
MT. ST. MARY'S							
James Phelan (La Salle 1951) 1995, 99....	2	0	2	0	0	0	0
TOTAL	2	0	2	0	0	0	0
MURRAY ST.							
Cal Luther (Valparaiso 1951) 1964, 69....	2	0	2	0	0	0	0
Steve Newton (Indiana St. 1963) 1988, 90, 91.....	3	1	3	0	0	0	0
Scott Edgar (Pitt.-Johnstown 1978) 1992, 95.....	2	0	2	0	0	0	0
Mark Gottfried (Alabama 1987) 1997, 98.....	2	0	2	0	0	0	0
Tevester Anderson (Ark.-Pine Bluff 1962) 1999, 2002.....	2	0	2	0	0	0	0
Mick Cronin (Cincinnati 1997) 2004, 06... TOTAL	2	0	2	0	0	0	0
13	1	13	0	0	0	0	
NAVY							
Ben Carnevale (New York U. 1938) 1947RR, 53, 54RR, 59, 60.....	5	4	6	0	0	0	2
Paul Evans (Ithaca 1967) 1985, 86RR.....	2	4	2	0	0	0	1
Pete Herrmann (Geneseo St. 1970) 1987..	1	0	1	0	0	0	0
Don DeVoe (Ohio St. 1964) 1994, 97, 98... TOTAL	3	0	3	0	0	0	0
11	8	12	0	0	0	3	
NEBRASKA							
Moe Iba (Oklahoma St. 1962) 1986.....	1	0	1	0	0	0	0
Danny Nee (St. Marys of the Plains 1971) 1991, 92, 93, 94, 98.....	5	0	5	0	0	0	0
TOTAL	6	0	6	0	0	0	0
NEVADA							
Sonny Allen (Marshall 1959) 1984, 85....	2	0	2	0	0	0	0
Trent Johnson (Boise St. 1983) 2004.....	1	2	1	0	0	0	0
Mark Fox (Eastern N.M. 1991) 2005, 06.. TOTAL	2	1	2	0	0	0	0
5	3	5	0	0	0	0	

	Yrs. Won	Lost	CH	2D	3d%	4th	RR
UNLV							
Jerry Tarkanian (Fresno St. 1956) 1975, 76, 77-3d, 83, 84, 85, 86, 87-T3d, 88, 89RR, 90-CH, 91-T3d.....	12	30	11	1	0	3	0 1
Bill Bayno (Sacred Heart 1985) 1998, 2000.....	2	0	2	0	0	0	0 0
TOTAL	14	30	13	1	0	3	0 1
NEW MEXICO							
Bob King (Iowa 1947) 1968.....	1	0	2	0	0	0	0 0
Norm Ellenberger (Butler 1955) 1974, 78...	2	2	2	0	0	0	0 0
Dave Bliss (Cornell 1965) 1991, 93, 94, 96, 97, 98, 99.....	7	4	7	0	0	0	0 0
Ritchie McKay (Seattle Pacific 1987) 2005	1	0	1	0	0	0	0 0
TOTAL	11	6	12	0	0	0	0 0
NEW MEXICO ST.*							
George McCarty (New Mexico St. 1950) 1952.....	1	0	2	0	0	0	0 0
Presley Askew (Southeastern Okla. 1930) 1959, 60.....	2	0	2	0	0	0	0 0
Ken Hayes (Northeastern St. 1956) 1979...	1	0	1	0	0	0	0 0
Neil McCarthy (Sacramento St. 1965) 1990, 91, 92*, 93*, 94*.....	5	3	5	0	0	0	0 0
Lou Henson (New Mexico St. 1955) 1967, 68, 69, 70-3d, 71, 75, 99.....	7	7	8	0	0	1	0 0
TOTAL	16	10	18	0	0	1	0 0
NEW ORLEANS							
Benny Dees (Wyoming 1958) 1987.....	1	1	1	0	0	0	0 0
Tim Floyd (Louisiana Tech 1977) 1991, 93 0	2	0	2	0	0	0	0 0
Tic Price (Virginia Tech 1979) 1996.....	1	0	1	0	0	0	0 0
TOTAL	4	1	4	0	0	0	0 0
NEW YORK U.							
Howard Cann (New York U. 1920) 1943RR, 45-2d, 46RR.....	3	3	4	0	1	0	0 2
Lou Rossini (Columbia 1948) 1960-4th, 62, 63.....	3	6	5	0	0	0	1 0
TOTAL	6	9	9	0	1	0	1 2
NIAGARA							
Frank Layden (Niagara 1955) 1970.....	1	1	2	0	0	0	0 0
Joe Mihalich (La Salle 1978) 2005.....	1	0	1	0	0	0	0 0
TOTAL	2	1	3	0	0	0	0 0
NICHOLLS ST.							
Rickey Broussard (La-Lafayette 1970) 1995, 98.....	2	0	2	0	0	0	0 0
TOTAL	2	0	2	0	0	0	0 0
NORTH CAROLINA							
Bill Lange (Wittenberg 1921) 1941RR.....	1	0	2	0	0	0	0 1
Ben Carnevale (New York U. 1938) 1946-2d.....	1	2	1	0	1	0	0 0
Frank McGuire [St. John's (N.Y.) 1936] 1957-CH, 59.....	2	5	1	1	0	0	0 0
Dean Smith (Kansas 1953) 1967-4th, 68-2d, 69-4th, 72-3d, 75-76, 77-2d, 78, 79, 80, 81-2d, 82-CH, 83RR, 84, 85RR 86, 87RR, 88RR, 89, 90, 91-T3d, 92, 93-CH, 94, 95-T3d, 96, 97-T3d.....	27	65	27	2	3	4	2 4
Bill Guthridge (Kansas St. 1963) 1998-T3d, 99, 2000-T3d.....	3	8	3	0	0	2	0 0
Matt Doherty (North Carolina 1984) 2001	1	1	1	0	0	0	0 0
Roy Williams (North Carolina 1972) 2004, 05-CH, 06.....	3	8	2	1	0	0	0 0
TOTAL	38	89	37	4	4	6	2 5
UNC ASHEVILLE							
Eddie Biedenback (North Carolina St. 1968) 2003.....	1	1	1	0	0	0	0 0
TOTAL	1	1	1	0	0	0	0 0
UNC GREENSBORO							
Randy Peele (Va. Wesleyan 1980) 1996..	1	0	1	0	0	0	0 0
Fran McCaffery (Penn 1982) 2001.....	1	0	1	0	0	0	0 0
TOTAL	2	0	2	0	0	0	0 0
UNC WILMINGTON							
Jerry Wainwright (Colorado Col. 1968) 2000, 02.....	2	1	2	0	0	0	0 0
Brad Brownell (DePauw 1991) 2003, 06..	2	0	2	0	0	0	0 0
TOTAL	4	1	4	0	0	0	0 0
N.C. A&T							
Don Corbett [Lincoln (Mo.) 1965] 1982, 83, 84, 85, 86, 87, 88.....	7	0	7	0	0	0	0 0
Jeff Capel (Fayetteville St. 1977) 1994.....	1	0	1	0	0	0	0 0
Roy Thomas (Baylor 1974) 1995.....	1	0	1	0	0	0	0 0
TOTAL	9	0	9	0	0	0	0 0

	Yrs. Won	Lost	CH	2D	3d%	4th	RR
NORTH CAROLINA ST.*							
Everett Case (Wisconsin 1923) 1950-3d, 51RR, 52, 54, 56.....	5	6	6	0	0	1	0 1
Press Maravich (Davis & Elkins 1941) 1965.....	1	1	1	0	0	0	0 0
Norm Sloan (North Carolina St. 1951) 1970, 74-CH, 80.....	3	5	2	1	0	0	0 0
Jim Valvano (Rutgers 1967) 1982, 83-CH, 85RR, 86RR 87*, 88*, 89.....	7	14	6	1	0	0	0 2
Les Robinson (North Carolina St. 1964) 1991.....	1	1	1	0	0	0	0 0
Herb Sendek (Carnegie Mellon 1985) 2002, 03, 04, 05, 06.....	5	5	5	0	0	0	0 0
TOTAL	22	32	21	2	0	1	0 3
NORTH TEXAS							
Jimmy Gales (Alcorn St. 1963) 1988.....	1	0	1	0	0	0	0 0
TOTAL	1	0	1	0	0	0	0 0
NORTHEASTERN							
Jim Calhoun (American Int'l 1966) 1981, 82, 84, 85, 86.....	5	3	5	0	0	0	0 0
Karl Fogel (Colby 1968) 1987, 91.....	2	0	2	0	0	0	0 0
TOTAL	7	3	7	0	0	0	0 0
NORTHERN ARIZ.							
Ben Howland (Weber St. 1980) 1998.....	1	0	1	0	0	0	0 0
Mike Adras (UC Santa Barb. 1983) 2000...	1	0	1	0	0	0	0 0
TOTAL	2	0	2	0	0	0	0 0
NORTHERN ILL.							
John McDougal (Evansville 1950) 1982....	1	0	1	0	0	0	0 0
Jim Molinari (Ill. Wesleyan 1977) 1991....	1	0	1	0	0	0	0 0
Brian Hammel (Bentley 1975) 1996.....	1	0	1	0	0	0	0 0
TOTAL	3	0	3	0	0	0	0 0
UNI							
Eldon Miller (Wittenberg 1961) 1990.....	1	1	1	0	0	0	0 0
Greg McDermott (UNI 1988) 2004, 05, 06..	3	0	3	0	0	0	0 0
TOTAL	4	1	4	0	0	0	0 0
NORTHWESTERN ST.							
Mike McConathy (Louisiana Tech 1977) 2001, 06.....	2	2	2	0	0	0	0 0
TOTAL	2	2	2	0	0	0	0 0
NOTRE DAME							
John Jordan (Notre Dame 1935) 1953RR, 54RR, 57, 58RR, 60, 63.....	6	8	6	0	0	0	0 3
Johnny Dee (Notre Dame 1946) 1965, 69, 70, 71.....	4	2	6	0	0	0	0 0
Richard "Digger" Phelps (Rider 1963) 1974, 75, 76, 77, 78-4th, 79RR, 80, 81, 85, 86, 87, 88, 89, 90.....	14	15	16	0	0	0	1 1
Mike Brey (George Washington 1982) 2001, 02, 03.....	3	4	3	0	0	0	0 0
TOTAL	27	29	31	0	0	0	1 4
OAKLAND							
Greg Kampe (Bowling Green 1978) 2005...	1	1	1	0	0	0	0 0
TOTAL	1	1	1	0	0	0	0 0
OHIO							
James Snyder (Ohio 1941) 1960, 61, 64RR, 65, 70, 72, 74.....	7	3	8	0	0	0	0 1
Danny Nee (St. Mary of the Plains 1971) 1983, 85.....	2	1	2	0	0	0	0 0
Larry Hunter (Ohio 1971) 1994.....	1	0	1	0	0	0	0 0
Tim O'Shea (Boston College 1984) 2005..	1	0	1	0	0	0	0 0
TOTAL	11	4	12	0	0	0	0 1
OHIO ST.*							
Harold Olsen (Wisconsin 1917) 1939-2d, 44-T3d, 45-T3d, 46-3d.....	4	6	4	0	1	3	0 0
William "Tippy" Dye (Ohio St. 1937) 1950RR.....	1	1	1	0	0	0	0 1
Fred Taylor (Ohio St. 1950) 1960-CH, 61-2d, 62-2d, 68-3d, 71RR.....	5	14	4	1	2	1	0 1
Eldon Miller (Wittenberg 1961) 1980, 82, 83, 85.....	4	3	4	0	0	0	0 0
Gary Williams (Maryland 1967) 1987.....	1	1	1	0	0	0	0 0
Randy Ayers [Miami (Ohio) 1978] 1990, 91, 92RR.....	3	6	3	0	0	0	0 1
Jim O'Brien (Boston College 1971) 1999-T3d*, 2000*, 01*, 02*.....	4	6	4	0	0	1	0 0
Thad Matta (Butler 1990) 2006.....	1	1	1	0	0	0	0 0
TOTAL	23	38	22	1	3	5	0 3
OKLAHOMA							
Bruce Drake (Oklahoma 1929) 1939-T3d, 43RR, 47-2d.....	3	4	3	0	1	1	0 1
Dave Bliss (Cornell 1965) 1979.....	1	1	1	0	0	0	0 0
Billy Tubbs (Lamar 1958) 1983, 84, 85RR, 86, 87, 88-2d, 89, 90, 92.....	9	15	9	0	1	0	0 1
Kelvin Sampson (UNC Pembroke 1978) 1995, 96, 97, 98, 99, 2000, 01, 02-T3d, 03RR, 05, 06.....	11	11	11	0	0	1	0 1
TOTAL	24	31	24	0	2	2	0 3

	Yrs.	Won	Lost	CH	2D	3d%	4th	RR
OKLAHOMA CITY								
Doyle Parrack (Oklahoma St. 1945)								
1952, 53, 54, 55	4	1	5	0	0	0	0	0
A.E. "Abe" Lemons (Oklahoma City 1949) 1956RR, 57RR, 63, 64, 65, 66, 73	7	7	8	0	0	0	0	2
TOTAL	11	8	13	0	0	0	0	2
OKLAHOMA ST.								
Hank Iba [Westminster (Mo.) 1928] 1945-CH, 46-CH, 49-2d, 51-4th, 53-RR, 54-RR, 58RR, 65RR.....	8	15	7	2	1	0	1	4
Paul Hansen (Oklahoma City 1950) 1983 ..	1	0	1	0	0	0	0	0
Eddie Sutton (Oklahoma St. 1958) 1991, 92, 93, 94, 95-T3d, 98, 99, 2000RR, 01, 02, 03, 04-T3d, 05	13	22	13	0	0	2	0	1
TOTAL	22	37	21	2	1	2	1	5
OLD DOMINION								
Paul Webb (William & Mary 1951)								
1980, 82, 85	3	0	3	0	0	0	0	0
Tom Young (Maryland 1958) 1986	1	1	1	0	0	0	0	0
Oliver Purnell (Old Dominion 1975) 1992...	1	0	1	0	0	0	0	0
Jeff Capel (Fayetteville St. 1977) 1995, 97...	2	1	2	0	0	0	0	0
Blaine Taylor (Montana 1982) 2005	1	0	1	0	0	0	0	0
TOTAL	8	2	8	0	0	0	0	0
ORAL ROBERTS								
Ken Trickey (Middle Tenn. 1954) 1974RR ..	1	2	1	0	0	0	0	1
Dick Acres (UC Santa Barb.) 1984.....	1	0	1	0	0	0	0	0
Scott Sutton (Oklahoma St. 1994) 2006	1	0	1	0	0	0	0	0
TOTAL	3	2	3	0	0	0	0	1
OREGON								
Howard Hobson (Oregon 1926) 1939-CH...	1	3	0	1	0	0	0	0
John Warren (Oregon 1928) 1945RR	1	1	1	0	0	0	0	1
Steve Belko (Idaho 1939) 1960RR, 61	2	2	2	0	0	0	0	1
Jerry Green (Appalachian St. 1968) 1995	1	0	1	0	0	0	0	0
Ernie Kent (Oregon 1977) 2000, 02RR, 03 ..	3	3	3	0	0	0	0	1
TOTAL	8	9	7	1	0	0	0	3
OREGON ST.*								
Amory "Slats" Gill (Oregon St. 1925) 1947RR, 49-4th, 55RR, 62RR, 63-4th, 64	6	8	8	0	0	0	2	3
Paul Valenti (Oregon St. 1942) 1966RR	1	1	1	0	0	0	0	1
Ralph Miller (Kansas 1942) 1975, 80*, 81*, 82RR*, 84, 85, 88, 89	8	3	9	0	0	0	0	1
Jim Anderson (Oregon St. 1959) 1990	1	0	1	0	0	0	0	0
TOTAL	16	12	19	0	0	0	2	5
PACIFIC								
Dick Edwards (Culver-Stockton 1952) 1966, 67RR, 71	3	2	4	0	0	0	0	1
Stan Morrison (California 1962) 1979	1	0	1	0	0	0	0	0
Bob Thomason (Pacific 1971) 1997, 2004, 05, 06	4	2	4	0	0	0	0	0
TOTAL	8	4	9	0	0	0	0	1
PENN								
Howard "Howie" Dallmar (Stanford 1948) 1953	1	1	1	0	0	0	0	0
Dick Harter (Penn 1953) 1970, 71RR	2	2	2	0	0	0	0	1
Chuck Daly (Bloomsburg 1953) 1972RR, 73, 74, 75	4	3	5	0	0	0	0	1
Bob Weinbauer (Cortland St. 1961) 1978, 79-4th, 80, 82	4	6	5	0	0	0	1	0
Craig Littlepage (Penn 1973) 1985	1	0	1	0	0	0	0	0
Tom Schneider (Bucknell 1969) 1987	1	0	1	0	0	0	0	0
Fran Dunphy (La Salle 1970) 1993, 94, 95, 99, 2000, 02, 03, 05, 06	9	1	9	0	0	0	0	0
TOTAL	22	13	24	0	0	0	1	2
PENN ST.								
John Lawther [Westminster (Pa.) 1919] 1942RR	1	1	1	0	0	0	0	1
Elmer Gross (Penn St. 1942) 1952, 54-3d...	2	4	3	0	0	1	0	0
John Egli (Penn St. 1947) 1955, 65	2	1	3	0	0	0	0	0
Bruce Parkhill (Lock Haven 1971) 1991	1	1	1	0	0	0	0	0
Jerry Dunn (George Mason 1980) 1996, 2001	2	2	2	0	0	0	0	0
TOTAL	8	9	10	0	0	1	0	1
PEPPERDINE								
Al Duer (Emporia St. 1929) 1944RR	1	0	2	0	0	0	0	1
R.L. "Duck" Dowell (Northwest Mo. St. 1933) 1962	1	1	1	0	0	0	0	0
Gary Colson (David Lipscomb 1956) 1976, 79	2	2	2	0	0	0	0	0
Jim Harrick [Charleston (W.V.) 1960] 1982, 83, 85, 86	4	1	4	0	0	0	0	0
Tom Asbury (Wyoming 1967) 1991, 92, 94	3	0	3	0	0	0	0	0
Jan van Breda Kolff (Vanderbilt 1974) 2000	1	1	1	0	0	0	0	0
Paul Westphal (Southern California 1972) 2002	1	0	1	0	0	0	0	0
TOTAL	13	5	14	0	0	0	0	1

PITTSBURGH								
Henry Carlson (Pittsburgh 1917) 1941-T3d ..	1	1	1	0	0	1	0	0
Bob Timmons (Pittsburgh 1933) 1957, 58, 63 0	3	1	4	0	0	0	0	0
Charles "Buzz" Ridl [Westminster (Pa.) 1942] 1974RR	1	2	1	0	0	0	0	1
Roy Chipman (Maine 1961) 1981, 82, 85...	3	1	3	0	0	0	0	0
Paul Evans (Ithaca 1967) 1987, 88, 89, 91, 93	5	3	5	0	0	0	0	0
Ben Howland (Weber St. 1980) 2002, 03 ..	2	4	2	0	0	0	0	0
Jamie Dixon (TCU 1987) 2004, 05, 06	3	3	3	0	0	0	0	0
TOTAL	18	15	19	0	0	1	0	1
PORTLAND								
Al Negratii (Seton Hall 1943) 1959	1	0	1	0	0	0	0	0
Rob Chavez (Mesa St. 1980) 1996	1	0	1	0	0	0	0	0
TOTAL	2	0	2	0	0	0	0	0
PRAIRIE VIEW								
Elwood Plummer (Jackson St. 1966) 1998....	1	0	1	0	0	0	0	0
TOTAL	1	0	1	0	0	0	0	0
PRINCETON#								
Franklin Cappon (Michigan 1924) 1952, 55, 60	3	0	5	0	0	0	0	0
J.L. "Jake" McCandless (Princeton 1951) 1961	1	1	2	0	0	0	0	0
Butch van Breda Kolff (Princeton 1947) 1963, 64, 65-3d, 67	4	7	5	0	0	1	0	0
Pete Carril (Lafayette 1952) 1969, 76, 77, 81, 83, 84, 89, 90, 91, 92, 96	11	4	11	0	0	0	0	0
Bill Carmody [Union (N.Y.) 1975] 1997, 98	2	1	2	0	0	0	0	0
John Thompson III (Princeton 1989) 2001, 04	2	0	2	0	0	0	0	0
TOTAL	23	13	27	0	0	1	0	0
PROVIDENCE								
Joe Mullaney (Holy Cross 1949) 1964, 65RR, 66	3	2	3	0	0	0	0	1
Dave Gavitt (Dartmouth 1959) 1972, 73-4th, 74, 77, 78	5	5	6	0	0	0	1	0
Rick Pitino (Massachusetts 1974) 1987 tie-3d	1	4	1	0	0	1	0	0
Rick Barnes (Lenior-Rhyne 1977) 1989, 90, 94	3	0	3	0	0	0	0	0
Pete Gillen (Fairfield 1968) 1997RR	1	3	1	0	0	0	0	1
Tim Welsh (Potsdam St. 1984) 2001, 04 ..	2	0	2	0	0	0	0	0
TOTAL	15	14	16	0	0	1	1	2
PURDUE*								
George King [Charleston (W.V.) 1950] 1969-2d	1	3	1	0	1	0	0	0
Fred Schaus (West Virginia 1949) 1977 ...	1	0	1	0	0	0	0	0
Lee Rose (Transylvania 1958) 1980-3d.....	1	5	1	0	0	1	0	0
Gene Keady (Kansas St. 1958) 1983, 84, 85, 86, 87, 88, 90, 91, 93, 94RR, 95, 96*, 97, 98, 99, 2000RR, 03	17	19	17	0	0	0	0	2
TOTAL	20	27	20	0	1	1	0	2
RADFORD								
Ron Bradley (Eastern Nazarene 1973) 1998	1	0	1	0	0	0	0	0
TOTAL	1	0	1	0	0	0	0	0
RHODE ISLAND								
Ernie Calverley (Rhode Island 1946) 1961, 66	2	0	2	0	0	0	0	0
Jack Kraft (St. Joseph's 1942) 1978	1	0	1	0	0	0	0	0
Tom Penders (Connecticut 1967) 1988.....	1	2	1	0	0	0	0	0
Al Skinner (Massachusetts 1974) 1993, 97..	2	1	2	0	0	0	0	0
Jim Harrick [Charleston (W.V.) 1960] 1998, 99	2	3	2	0	0	0	0	1
TOTAL	8	6	8	0	0	0	0	1
RICE								
Byron "Buster" Brannon (TCU 1933) 1940RR, 42RR	2	1	3	0	0	0	0	2
Don Suman (Rice 1944) 1954	1	1	1	0	0	0	0	0
Don Knodel [Miami (Ohio) 1953] 1970....	1	0	1	0	0	0	0	0
TOTAL	4	2	5	0	0	0	0	2
RICHMOND								
Dick Tarrant (Fordham 1951) 1984, 86, 88, 90, 91	5	5	5	0	0	0	0	0
John Beilein (Wheeling Jesuit 1975) 1998.	1	1	1	0	0	0	0	0
Jerry Wainwright (Colorado Col. 1968) 2004	1	0	1	0	0	0	0	0
TOTAL	7	6	7	0	0	0	0	0
RIDER								
John Carpenter (Penn St. 1958) 1984	1	0	1	0	0	0	0	0
Kevin Bannon (St. Peter's 1979) 1993, 94 ..	2	0	2	0	0	0	0	0
TOTAL	3	0	3	0	0	0	0	0

	Yrs. Won	Lost	CH	2D	3d%	4th	RR
ROBERT MORRIS							
Matt Furjanic (Point Park 1973) 1982, 83 ...	2	1	2	0	0	0	0
Jarrett Durham (Duquesne 1971) 1989, 90, 92	3	0	3	0	0	0	0
TOTAL	5	1	5	0	0	0	0
RUTGERS							
Tom Young (Maryland 1958) 1975, 76-4th, 79, 83	4	5	5	0	0	0	1
Bob Wenzel (Rutgers 1971) 1989, 91	2	0	2	0	0	0	0
TOTAL	6	5	7	0	0	0	1
ST. BONAVENTURE							
Eddie Donovan (St. Bonaventure 1950) 1961	1	2	1	0	0	0	0
Larry Weise (St. Bonaventure 1958) 1968, 70-4th	2	4	4	0	0	0	1
Jim Satalin (St. Bonaventure 1969) 1978 ...	1	0	1	0	0	0	0
Jim Baron (St. Bonaventure 1977) 2000	1	0	1	0	0	0	0
TOTAL	5	6	7	0	0	0	1
ST. FRANCIS (PA.)							
Jim Baron (St. Bonaventure 1977) 1991	1	0	1	0	0	0	0
TOTAL	1	0	1	0	0	0	0
ST. JOHN'S (N.Y.)*							
Frank McGuire [St. John's (N.Y.) 1936] 1951RR, 52-2d	2	5	2	0	1	0	0
Joe Lapchick (No college) 1961	1	0	1	0	0	0	0
Frank Mulzoff [St. John's (N.Y.) 1951] 1973	1	0	1	0	0	0	0
Lou Carnesecca [St. John's (N.Y.) 1946] 1967, 68, 69, 76, 77, 78, 79RR, 80, 82, 83, 84, 85-T3d, 86, 87, 88, 90, 91RR, 92	18	17	20	0	0	1	0
Brian Mahoney (Manhattan 1971) 1993 ...	1	1	1	0	0	0	0
Fran Franchilla (Brooklyn 1980) 1998	1	0	1	0	0	0	0
Mike Jarvis (Northeastern 1968) 1999RR, 2000, 02*	3	4	3	0	0	0	1
TOTAL	27	27	29	0	1	1	0
ST. JOSEPH'S*							
John "Jack" Ramsay (St. Joseph's 1949) 1959, 60, 61-3d*, 62, 63RR, 65, 66 ...	7	8	11	0	0	1	0
John "Jack" McKinney (St. Joseph's 1957) 1969, 71, 73, 74	4	0	4	0	0	0	0
Jim Lynam (St. Joseph's 1964) 1981RR	1	3	1	0	0	0	1
Jim Boyle (St. Joseph's 1964) 1982, 86 ...	2	1	2	0	0	0	0
Phil Martelli (Widener 1976) 1997, 2001, 03, 04RR	4	6	4	0	0	0	1
TOTAL	18	18	22	0	0	1	0
ST. LOUIS							
Eddie Hickey (Creighton 1927) 1952RR, 57	2	1	3	0	0	0	1
Charlie Spoonhour (School of Ozarks 1961) 1994, 95, 98	3	2	3	0	0	0	0
Lorenzo Romar (Washington 1980) 2000	1	0	1	0	0	0	0
TOTAL	6	3	7	0	0	0	1
ST. MARY'S (CAL.)							
James Weaver (DePaul 1947) 1959RR	1	1	1	0	0	0	1
Lynn Nance (Washington 1965) 1989	1	0	1	0	0	0	0
Ernie Kent (Oregon 1977) 1997	1	0	1	0	0	0	0
Randy Bennett (UC San Diego 1986) 2005	1	0	1	0	0	0	0
TOTAL	4	1	4	0	0	0	1
ST. PETER'S							
Ted Fiore (Seton Hall 1962) 1991, 95	2	0	2	0	0	0	0
TOTAL	2	0	2	0	0	0	0
SAM HOUSTON ST.							
Bob Marlin (Mississippi St. 1981) 2003	1	0	1	0	0	0	0
TOTAL	1	0	1	0	0	0	0
SAMFORD							
Jimmy Tillet (Our Lady of Holy Cross 1975) 1999, 2000	2	0	2	0	0	0	0
TOTAL	2	0	2	0	0	0	0
SAN DIEGO							
Jim Brovelli (San Francisco 1964) 1984	1	0	1	0	0	0	0
Hank Egan (Navy 1960) 1987	1	0	1	0	0	0	0
Brad Holland (UCLA 1979) 2003	1	0	1	0	0	0	0
TOTAL	3	0	3	0	0	0	0
SAN DIEGO ST.							
Tim Vezie (Denver 1967) 1975, 76	2	0	2	0	0	0	0
Dave "Smokey" Gaines (LeMoyne-Owen 1963) 1985	1	0	1	0	0	0	0
Steve Fisher (Illinois St. 1967) 2002, 06	2	0	2	0	0	0	0
TOTAL	5	0	5	0	0	0	0

	Yrs. Won	Lost	CH	2D	3d%	4th	RR
SAN FRANCISCO							
Phil Woolpert (Loyola Marymount 1940) 1955-CH, 56-CH, 57-3d, 58	4	13	2	2	0	1	0
Peter Peletta (Sacramento St. 1950) 1963, 64RR, 65RR	3	3	3	0	0	0	2
Bob Gaillard (San Francisco 1962) 1972, 73RR, 74RR, 77, 78	5	4	5	0	0	0	2
Dan Belluomini (San Francisco 1964) 1979 ...	1	1	1	0	0	0	0
Peter Barry (San Francisco 1970) 1981, 82 ..	2	0	2	0	0	0	0
Phil Mathews (UC Irvine 1972) 1998	1	0	1	0	0	0	0
TOTAL	16	21	14	2	0	1	0
SAN JOSE ST.							
Walter McPherson (San Jose St. 1940) 1951	1	0	1	0	0	0	0
Bill Berry (Michigan St. 1965) 1980	1	0	1	0	0	0	0
Stan Morrison (California 1962) 1996	1	0	1	0	0	0	0
TOTAL	3	0	3	0	0	0	0
SANTA CLARA							
Bob Feerick (Santa Clara 1941) 1952-4th, 53RR, 54RR, 60	4	6	6	0	0	0	1
Dick Garibaldi (Santa Clara 1957) 1968RR, 69RR, 70	3	3	3	0	0	0	2
Carroll Williams (San Jose St. 1955) 1987	1	0	1	0	0	0	0
Dick Davey (Pacific 1964) 1993, 95, 96 ..	3	2	3	0	0	0	0
TOTAL	11	11	13	0	0	0	1
SEATTLE#							
Al Brightman [Charleston (W.V.)] 1953, 54, 55, 56	4	4	6	0	0	0	0
John Castellani (Notre Dame 1952) 1958-2d	1	4	1	0	1	0	0
Vince Cazzetta (Arnold 1950) 1961, 62 ...	2	0	2	0	0	0	0
Clair Markey (Seattle 1963) 1963	1	0	1	0	0	0	0
Bob Boyd (Southern California 1953) 1964	1	2	1	0	0	0	0
Lionel Purcell (UC Santa Barb. 1952) 1967	1	0	1	0	0	0	0
Morris Buckwalter (Utah 1956) 1969	1	0	1	0	0	0	0
TOTAL	11	10	13	0	1	0	0
SETON HALL							
P. J. Carlesimo (Fordham 1971) 1988, 89-2d, 91RR, 92, 93, 94	6	12	6	0	1	0	1
Tommy Amaker (Duke 1987) 2000	1	2	1	0	0	0	0
Louis Orr (Syracuse 1980) 2004, 06	2	1	2	0	0	0	0
TOTAL	9	15	9	0	1	0	1
SIENA							
Mike Deane (Potsdam St. 1974) 1989	1	1	1	0	0	0	0
Paul Hewitt (St. John Fisher 1985) 1999 ...	1	0	1	0	0	0	0
Rob Lanier (St. Bonaventure 1990) 2002 ...	1	1	1	0	0	0	0
TOTAL	3	2	3	0	0	0	0
SOUTH ALA.							
Cliff Ellis (Florida St. 1968) 1979, 80	2	0	2	0	0	0	0
Ronnie Arrow (Texas St. 1969) 1989, 91 ...	2	1	2	0	0	0	0
Bill Musselman (Wittenberg 1962) 1997 ...	1	0	1	0	0	0	0
Bob Weltlich (Ohio St. 1967) 1998	1	0	1	0	0	0	0
John Pelphey (Kentucky 1992) 2006	1	0	1	0	0	0	0
TOTAL	7	1	7	0	0	0	0
SOUTH CAROLINA							
Frank McGuire [St. John's (N.Y.) 1936] 1971, 72, 73, 74	4	4	5	0	0	0	0
George Felton (South Carolina 1975) 1989	1	0	1	0	0	0	0
Eddie Fogler (North Carolina 1970) 1997, 98	2	0	2	0	0	0	0
Dave Odum (Guilford 1965) 2004	1	0	1	0	0	0	0
TOTAL	8	4	9	0	0	0	0
SOUTH CAROLINA ST.							
Cy Alexander (Catawba 1975) 1989, 96, 98, 2000, 03	5	0	5	0	0	0	0
TOTAL	5	0	5	0	0	0	0
SOUTH FLA.							
Bobby Paschal (Stetson 1964) 1990, 92 ...	2	0	2	0	0	0	0
TOTAL	2	0	2	0	0	0	0
SOUTHEAST MO. ST.							
Gary Garner (Missouri 1965) 2000	1	0	1	0	0	0	0
TOTAL	1	0	1	0	0	0	0
SOUTHEASTERN LA.							
Billy Kennedy (Southeastern La. 1986) 2005 ...	1	0	1	0	0	0	0
TOTAL	1	0	1	0	0	0	0
SOUTHERN U.							
Carl Stewart (Grambling 1954) 1981	1	0	1	0	0	0	0
Robert Hopkins (Grambling 1956) 1985 ...	1	0	1	0	0	0	0
Ben Jobe (Fisk 1956) 1987, 88, 89, 93 ...	4	1	4	0	0	0	0
Rob Spivey (Ashland 1972) 2006	1	0	1	0	0	0	0
TOTAL	7	1	7	0	0	0	0

	Yrs. Won	Lost	CH	2D	3d%	4th	RR
SOUTHERN CALIFORNIA							
Justin "Sam" Barry (Lawrence 13) 1940- T3d.....	1	1	1	0	0	1	0 0
Forrest Twogood (Iowa 1929) 1954-4th, 60, 61.....	3	3	5	0	0	0	1 0
Bob Boyd (Southern California 1953) 1979.....	1	1	1	0	0	0	0 0
Stan Morrison (California 1962) 1982, 85.....	2	0	2	0	0	0	0 0
George Raveling (Villanova 1960) 1991, 92.....	2	1	2	0	0	0	0 0
Henry Bibby (UCLA 1972) 1997, 2001RR, 02.....	3	3	3	0	0	0	0 1
TOTAL	12	9	14	0	0	1	1 1
SOUTHERN ILL.							
Paul Lambert (William Jewell 1956) 1977 ...	1	1	1	0	0	0	0 0
Rich Herrin (McKendree 1956) 1993, 94, 95.....	3	0	3	0	0	0	0 0
Bruce Weber (Wis.-Milwaukee 1978) 2002, 03.....	2	2	2	0	0	0	0 0
Matt Painter (Purdue 1994) 2004.....	1	0	1	0	0	0	0 0
Chris Lowery (Southern Ill. 1995) 2005, 06.....	2	1	2	0	0	0	0 0
TOTAL	9	4	9	0	0	0	0 0
SMU							
E.O. "Doc" Hayes (North Texas 1927) 1955, 56-4th, 57, 65, 66, 67RR.....	6	7	8	0	0	0	1 1
Dave Bliss (Cornell 1965) 1984, 85, 88 ...	3	3	3	0	0	0	0 0
John Shumate (Notre Dame 1974) 1993 ...	1	0	1	0	0	0	0 0
TOTAL	10	10	12	0	0	0	1 1
SOUTHERN MISS.							
M.K. Turk (Livingston 1964) 1990, 91.....	2	0	2	0	0	0	0 0
TOTAL	2	0	2	0	0	0	0 0
SOUTHERN UTAH							
Bill Evans (Southern Utah 1972) 2001.....	1	0	1	0	0	0	0 0
TOTAL	1	0	1	0	0	0	0 0
SPRINGFIELD							
Ed Hickox (Ohio Wesleyan 1905) 1940RR.....	1	0	1	0	0	0	0 1
TOTAL	1	0	1	0	0	0	0 1
STANFORD							
Everett Dean (Indiana 1921) 1942-CH.....	1	3	0	1	0	0	0 0
Mike Montgomery (Long Beach St. 1968) 1989, 92, 95, 96, 97, 98-T3d, 99, 2000, 01RR, 02, 03, 04.....	12	16	12	0	0	1	0 1
Trent Johnson (Boise St. 1983) 2005.....	1	0	1	0	0	0	0 0
TOTAL	14	19	13	1	0	1	0 1
SYRACUSE							
Marc Guley (Syracuse 1936) 1957RR.....	1	2	1	0	0	0	0 1
Fred Lewis (Eastern Ky. 1946) 1966RR.....	1	1	1	0	0	0	0 1
Roy Danforth (Southern Miss. 1962) 1973, 74, 75-4th, 76.....	4	5	5	0	0	0	1 0
Jim Boehm (Syracuse 1966) 1977, 78, 79, 80, 83, 84, 85, 86, 87-2d, 88, 89RR, 90, 91, 92, 94, 95, 96-2d, 98, 99, 2000, 01, 03-CH, 04, 05, 06.....	25	40	24	1	2	0	0 1
TOTAL	31	48	31	1	2	0	1 3
TEMPLE							
Josh Cody (Vanderbilt 1920) 1944RR.....	1	1	1	0	0	0	0 1
Harry Litwack (Temple 1930) 1956-3d, 58-3d, 64, 67, 70, 72.....	6	7	6	0	0	2	0 0
Don Casey (Temple 1970) 1979.....	1	0	1	0	0	0	0 0
John Chaney (Bethune-Cookman 1955) 1984, 85, 86, 87, 88RR, 90, 91RR, 92, 93RR, 94, 95, 96, 97, 98, 99RR, 2000, 01RR.....	17	23	17	0	0	0	0 5
TOTAL	25	31	25	0	0	2	0 6
TENNESSEE							
Ramon "Ray" Mears [Miami (Ohio) 1949] 1967, 76, 77.....	3	0	4	0	0	0	0 0
Don DeVoe (Ohio St. 1964) 1979, 80, 81, 82, 83, 89.....	6	5	6	0	0	0	0 0
Jerry Green (Appalachian St. 1968) 1998, 99, 2000, 01.....	4	3	4	0	0	0	0 0
Bruce Pearl (Boston College 1982) 2006....	1	1	1	0	0	0	0 0
TOTAL	14	9	15	0	0	0	0 0
TENNESSEE ST.							
Frankie Allen (Roanoke 1971) 1993, 94... ..	2	0	2	0	0	0	0 0
TOTAL	2	0	2	0	0	0	0 0
TENNESSEE TECH							
Johnny Oldham (Western Ky. 1948) 1958, 63.....	2	0	2	0	0	0	0 0
TOTAL	2	0	2	0	0	0	0 0

	Yrs. Won	Lost	CH	2D	3d%	4th	RR
TEXAS							
H.C. "Bully" Gilstrap (Texas 1922) 1943- T3d.....	1	1	1	0	0	1	0 0
Jack Gray (Texas 1935) 1939RR, 47-3d ...	2	2	3	0	0	1	0 1
Harold Bradley (Hartwick 1934) 1960, 63	2	2	3	0	0	0	0 0
Leon Black (Texas 1953) 1972, 74.....	2	1	3	0	0	0	0 0
A.E. "Abe" Lemons (Oklahoma City 1949) 1979.....	1	0	1	0	0	0	0 0
Tom Penders (Connecticut 1967) 1989, 90RR, 91, 92, 94, 95, 96, 97.....	8	10	8	0	0	0	0 1
Rick Barnes (Lenior-Rhyne 1977) 1999, 2000, 01, 02, 03-T3d, 04, 05, 06RR.....	8	12	8	0	0	1	0 1
TOTAL	24	28	27	0	0	3	0 3
UTSA							
Ken Burmeister [St. Mary's (Tex.) 1971] 1988.....	1	0	1	0	0	0	0 0
Tim Carter (Kansas 1979) 1999, 2004.....	2	0	2	0	0	0	0 0
TOTAL	3	0	3	0	0	0	0 0
TEXAS A&M							
John Floyd (Oklahoma St. 1941) 1951.....	1	0	1	0	0	0	0 0
Shelby Metcalf (Tex. A&M-Commerce 1953) 1964, 69, 75, 80, 87.....	5	3	6	0	0	0	0 0
Billy Gillispie (Texas St. 1983) 2006.....	1	1	1	0	0	0	0 0
TOTAL	7	4	8	0	0	0	0 0
TCU							
Byron "Buster" Brannon (TCU 1933) 1952, 53, 59.....	3	3	3	0	0	0	0 0
Johnny Swaim (TCU 1953) 1968RR, 71 ...	2	1	2	0	0	0	0 1
Jim Killingsworth (Northeastern Okla. St. 1948) 1987.....	1	1	1	0	0	0	0 0
Billy Tubbs (Lamar 1958) 1998.....	1	0	1	0	0	0	0 0
TOTAL	7	5	7	0	0	0	0 1
TEXAS SOUTHERN							
Robert Moreland (Tougaloo 1962) 1990, 94, 95.....	3	0	3	0	0	0	0 0
Ronnie Courtney (McMurry 1981) 2003....	1	0	1	0	0	0	0 0
TOTAL	4	0	4	0	0	0	0 0
TEXAS ST.							
Jim Wooldridge (Louisiana Tech 1977) 1994.....	1	0	1	0	0	0	0 0
Mike Miller (Tex. A&M-Commerce 1987) 1997.....	1	0	1	0	0	0	0 0
TOTAL	2	0	2	0	0	0	0 0
TEXAS TECH*							
Polk Robison (Texas Tech 1935) 1954, 56, 61.....	3	1	3	0	0	0	0 0
Gene Gibson (Texas Tech 1950) 1962.....	1	1	2	0	0	0	0 0
Gerald Myers (Texas Tech 1959) 1973, 76, 85, 86.....	4	1	4	0	0	0	0 0
James Dickey (Central Ark. 1976) 1993, 96*.....	2	2	2	0	0	0	0 0
Bob Knight (Ohio St. 1962) 2002, 04, 05..	3	3	3	0	0	0	0 0
TOTAL	13	8	14	0	0	0	0 0
TOLEDO							
Jerry Bush [St. John's (N.Y.) 1938] 1954... ..	1	0	1	0	0	0	0 0
Bob Nichols (Toledo 1953) 1967, 79, 80..	3	1	3	0	0	0	0 0
TOTAL	4	1	4	0	0	0	0 0
TOWSON							
Terry Truax (Maryland 1968) 1990, 91	2	0	2	0	0	0	0 0
TOTAL	2	0	2	0	0	0	0 0
TRINITY (TEX.)							
Bob Polk (Evansville 1939) 1969.....	1	0	1	0	0	0	0 0
TOTAL	1	0	1	0	0	0	0 0
TROY							
Don Maestri (Southern Miss. 1968) 2003... ..	1	0	1	0	0	0	0 0
TOTAL	1	0	1	0	0	0	0 1
TUFTS							
Richard Cochran (Tufts 1934) 1945RR.....	1	0	2	0	0	0	0 1
TOTAL	1	0	2	0	0	0	0 1
TULANE							
Perry Clark (Gettysburg 1974) 1992, 93, 95.....	3	3	3	0	0	0	0 0
TOTAL	3	3	3	0	0	0	0 0
TULSA							
Clarence Iba (Panhandle St. 1936) 1955 ..	1	1	1	0	0	0	0 0
Nolan Richardson (UTEP 1965) 1982, 84, 85.....	3	0	3	0	0	0	0 0
J.D. Barnett (Winona St. 1966) 1986, 87... ..	2	0	2	0	0	0	0 0
Tubby Smith (High Point 1973) 1994, 95... ..	2	4	2	0	0	0	0 0
Steve Robinson (Radford 1981) 1996, 97... ..	2	1	2	0	0	0	0 0
Bill Self (Oklahoma St. 1985) 1999, 2000RR.....	2	4	2	0	0	0	0 1
John Phillips (Oklahoma St. 1973) 2002, 03.....	2	2	2	0	0	0	0 0
TOTAL	14	12	14	0	0	0	0 1

UCLA*

Table listing UCLA coaches and their records: John Wooden (1950-1975), Gene Bartow (1975-1978), Larry Brown (1978-1980), Larry Farmer (1980-1983), Walt Hazzard (1983-1987), Jim Harrick (1987-1996), Steve Lavin (1996-2005), Ben Howland (2005-2006).

UTAH

Table listing Utah coaches and their records: Vadal Petersen (1944-1951), Jack Gardner (1951-1959), Jerry Pimm (1959-1960), Lynn Archibald (1960-1968), Rick Majerus (1968-1991), Kerry Rupp (1991-2004), Ray Giacometti (2004-2005).

UTAH ST.

Table listing Utah State coaches and their records: E.L. "Dick" Romney (1917-1939), Ladell Andersen (1939-1962), Gordon "Dutch" Belnap (1962-1979), Rod Tueller (1979-1980), Larry Eustachy (1980-1998), Steve Morrill (1998-2006).

UTEP

Table listing UTEP coaches and their records: Don Haskins (1953-1963), Billy Gillispie (1963-2004), Doc Sadler (2004-2005).

VALPARAISO

Table listing Valparaiso coaches and their records: Homer Drew (1966-1999).

VANDERBILT

Table listing Vanderbilt coaches and their records: Roy Skinner (1952-1974), C.M. Newton (1974-1988), Eddie Fogler (1988-1991), Jan van Breda Kolff (1991-1997), Kevin Stallings (1997-2004).

VERMONT

Table listing Vermont coaches and their records: Tom Brennan (2003-2005).

VILLANOVA*

Table listing Villanova coaches and their records: Alex Severance (1929-1939), Jack Kraft (1939-1962), Rollie Massimino (1962-1984), Steve Lappas (1984-1999), Jay Wright (1999-2005).

VIRGINIA

Table listing Virginia coaches and their records: Terry Holland (1964-1989), Jeff Jones (1989-1991), Pete Gillen (1991-2001).

VCU

Table listing VCU coaches and their records: J.D. Barnett (1966-1980), Sonny Smith (1998-1996), Jeff Capel III (2004-2004).

VMI

Table listing VMI coaches and their records: Louis "Weenie" Miller (1947-1964), Bill Blair (1964-1976), Charlie Schmaus (1976-1977).

VIRGINIA TECH

Table listing Virginia Tech coaches and their records: Howard Shannon (1948-1967), Don DeVoe (1967-1976), Charles Moir (1976-1979), Bill C. Foster (1979-1996).

WAGNER

Table listing Wagner coaches and their records: Derek Whittenburg (2003-2003).

WAKE FOREST

Table listing Wake Forest coaches and their records: Murray Greason (1926-1939), Horace "Bones" McKinney (1939-1946), Carl Tacy (1946-1977), Dave Odum (1977-2001), Skip Prosser (2001-2005).

WASHINGTON

Table listing Washington coaches and their records: Clarence "Hec" Edmundson (1909-1943), Art McLarney (1943-1951), William "Tippy" Dye (1951-1953), Marv Harshman (1953-1976), Andy Russo (1976-1985), Bob Bender (1985-1999), Lorenzo Romar (1999-2005).

WASHINGTON ST.

Table listing Washington State coaches and their records: Jack Friel (1923-1941), George Raveling (1941-1980), Kelvin Sampson (1980-1994).

WAYNE ST. (MICH.)

Table listing Wayne State coaches and their records: Joel Mason (1936-1956).

WEBER ST.

Table listing Weber State coaches and their records: Dick Motta (1953-1968), Phil Johnson (1968-1973), Neil McCarthy (1973-1978), Ron Abegglen (1978-1995), Joe Cravens (1995-2003).

WEST TEXAS A&M

Table listing West Texas A&M coaches and their records: W.A. "Gus" Miller (1927-1955).

WEST VIRGINIA

Table listing West Virginia coaches and their records: Fred Schaus (1949-1955), George King (1955-1962), Raymond "Bucky" Waters (1962-1967), Gale Catlett (1967-1982), John Beilein (1982-2005).

Yrs. Won Lost CH 2D 3d% 4th RR

WESTERN CARO.
 Phil Hopkins (Gardner-Webb 1972) 1996 .. 1 0 1 0 0 0 0 0
 TOTAL 1 0 1 0 0 0 0 0

WESTERN KY.*
 Ed Diddle (Centre 1921) 1940RR, 60, 62... 3 3 4 0 0 0 0 1
 Johnny Oldham (Western Ky. 1948)
 1966, 67, 70, 71-3d*..... 4 6 4 0 0 1 0 0
 Jim Richards (Western Ky. 1959) 1976, 78 .. 2 1 2 0 0 0 0 0
 Gene Keady (Kansas St. 1958) 1980 1 0 1 0 0 0 0 0
 Clem Haskins (Western Ky. 1967) 1981, 86 .. 2 1 2 0 0 0 0 0
 Murray Arnold (American 1960) 1987..... 1 1 1 0 0 0 0 0
 Ralph Willard (Holy Cross 1967) 1993, 94 .. 2 2 2 0 0 0 0 0
 Matt Kilcullen (Lehman 1976) 1995 1 1 1 0 0 0 0 0
 Dennis Felton (Howard 1985) 2001, 02, 03 .. 3 0 3 0 0 0 0 0
 TOTAL 19 15 20 0 0 1 0 1

WESTERN MICH.
 Eldon Miller (Wittenberg 1961) 1976 1 1 1 0 0 0 0 0
 Bob Donewald (Hanover 1964) 1998 1 1 1 0 0 0 0 0
 Steve Hawkins (South Ala. 1987) 2004..... 1 0 1 0 0 0 0 0
 TOTAL 3 2 3 0 0 0 0 0

WICHITA ST.
 Ralph Miller (Kansas 1942) 1964RR 1 1 1 0 0 0 0 1
 Gary Thompson (Wichita St. 1954) 1965-4th 1 2 2 0 0 0 1 0
 Harry Miller (Eastern N.M. 1951) 1976 1 0 1 0 0 0 0 0
 Gene Smithson (North Central 1961)
 1981RR, 85 2 3 2 0 0 0 0 1
 Eddie Fogler (North Carolina 1970)
 1987, 88 2 0 2 0 0 0 0 0
 Mark Turgeon (Kansas 1987) 2006 1 2 1 0 0 0 0 1
 TOTAL 8 8 9 0 0 0 1 3

WILLIAMS
 Alex Shaw (Michigan 1932) 1955 1 0 1 0 0 0 0 0
 TOTAL 1 0 1 0 0 0 0 0

WINTHROP
 Gregg Marshall (Randolph-Macon 1985)
 1999, 2000, 01, 02, 05, 06..... 6 0 6 0 0 0 0 0
 TOTAL 6 0 6 0 0 0 0 0

WISCONSIN
 Harold "Bud" Foster (Wisconsin 1930)
 1941-CH, 47RR..... 2 4 1 1 0 0 0 1
 Stu Jackson (Seattle 1978) 1994..... 1 1 1 0 0 0 0 0
 Dick Bennett (Ripon 1965) 1997, 99,
 2000-T3d..... 3 4 3 0 0 1 0 0
 Brad Soderberg (Wis.-Stevens Point 1985)
 2001 1 0 1 0 0 0 0 0
 Bo Ryan (Wilkes 1969) 2002, 03, 04,
 05RR, 06 5 7 5 0 0 0 0 1
 TOTAL 12 16 11 1 0 1 0 2

WIS.-GREEN BAY
 Dick Bennett (Ripon 1965) 1991, 94, 95 .. 3 1 3 0 0 0 0 0
 Mike Heideman (Wis.-La Crosse 1971)
 1996 1 0 1 0 0 0 0 0
 TOTAL 4 1 4 0 0 0 0 0

WIS.-MILWAUKEE
 Bruce Pearl (Boston College 1982) 2003,
 05 2 2 2 0 0 0 0 0
 Rob Jeter (Wis.-Platteville 1991) 2006 1 1 1 0 0 0 0 0
 TOTAL 3 3 3 0 0 0 0 0

WRIGHT ST.
 Ralph Underhill (Tennessee Tech 1964)
 1993 1 0 1 0 0 0 0 0
 TOTAL 1 0 1 0 0 0 0 0

WYOMING
 Everett Shelton (Phillips 1923) 1941RR,
 43-CH, 47RR, 48RR, 49RR, 52RR, 53, 58 .. 8 4 12 1 0 0 0 5
 Bill Strannigan (Wyoming 1941) 1967 1 0 2 0 0 0 0 0
 Jim Brandenburg (Colorado St. 1958)
 1981, 82, 87 3 4 3 0 0 0 0 0
 Benny Dees (Wyoming 1958) 1988 1 0 1 0 0 0 0 0
 Steve McClain (Chadron St. 1984) 2002 .. 1 1 1 0 0 0 0 0
 TOTAL 14 9 19 1 0 0 0 5

XAVIER
 Jim McCafferty (Loyola (La.) 1942) 1961... 1 0 1 0 0 0 0 0
 Bob Staak (Connecticut 1971) 1983 1 0 1 0 0 0 0 0
 Pete Gillen (Fairfield 1968) 1986, 87,
 88, 89, 90, 91, 93 7 5 7 0 0 0 0 0
 Skip Prosser (Merchant Marine 1972)
 1995, 97, 98, 2001 4 1 4 0 0 0 0 0
 Thad Matta (Butler 1990) 2002, 03, 04RR... 3 5 3 0 0 0 0 1
 Sean Miller (Pittsburgh 1992) 2006 1 0 1 0 0 0 0 0
 TOTAL 17 11 17 0 0 0 0 1

YALE
 Howard Hobson (Oregon 1926) 1949RR.. 1 0 2 0 0 0 0 1
 Joe Vancisin (Dartmouth 1944) 1957, 62.. 2 0 2 0 0 0 0 0
 TOTAL 3 0 4 0 0 0 0 1

National 3rd-place games did not start until 1946 and ended in 1981; in other years, two teams tied for third and both are listed in this column. RR-Regional runner-up, or one victory from Final Four, thus in the top eight.

NOTES ON TEAMS AND COACHES:
 MICHIGAN: Steve Fisher coached Michigan in the 1989 tournament; Bill Freider was the coach during the regular season.
 MISSOURI: Rich Daly coached Missouri in the 1989 tournament due to Norm Stewart's illness; Missouri credits the entire 1989 season to Stewart.
 PRINCETON: J.L. McCandless coached Princeton in the 1961 tournament; Franklin Cappon suffered a heart attack 11 games into the season; Princeton credits the 1961 regular season to Cappon and the postseason to McCandless.
 SEATTLE: Clair Markey coached Seattle in the 1963 tournament due to Vince Cazetta's resignation.

*** TEAMS VACATING NCAA TOURNAMENT ACTION**

Teams	Years	Record	Placing	Conference
Alabama	1987	2-1		Southeastern
Arizona	1999	0-1		Pacific 10
Arizona St.	1995	2-1		Pacific 10
Austin Peay	1973	1-2		Ohio Valley
California	1996	0-1		Pacific 10
Clemson	1990	2-1		Atlantic Coast
Connecticut	1996	2-1		Big East
DePaul	1986-89	6-4		Independent
Florida	1987-88	3-2		Southeastern
Fresno St.	2000	0-1		Western Athletic
Georgia	1985, 2004	2-2		Southeastern
Iona	1980	1-1		Independent
Kentucky	1988	2-1		Southeastern
Long Beach St.	1971-73	6-3	2 RR	Pacific Coast
La.-Lafayette	1972-73	3-3		Southland
Loyola Marymount	1980	0-1		West Coast
Marshall	1987	0-1		Southern
Maryland	1988	1-1		Atlantic Coast
Massachusetts	1996	4-1	3d	Atlantic 10
Memphis	1982-86	9-5	3d	Metro
Michigan	1992-93, 96, 98	7-4	2 2d	Big Ten
Minnesota	1972, 94-95, 97	6-4	3d	Big Ten
Missouri	1994	3-1	RR	Big Eight
New Mexico St.	1992-94	3-3		Big West
North Carolina St.	1987-88	0-2		Atlantic Coast
Ohio St.	1999-2002	6-4	3d	Big Ten
Oregon St.	1980-82	2-3	RR	Pacific 10
Purdue	1996	1-1		Big Ten
St. John's (N.Y.)	2002	0-1		Big East
St. Joseph's	1961	3-1	3d	Middle Atlantic
Texas Tech	1996	2-1		Southwest
UCLA	1980, 99	5-2	2d	Pacific 10
Villanova	1971	4-1	2d	Independent
Western Ky.	1971	4-1	3d	Ohio Valley
33 schools	61 years	92-63	4 2d, 6 3d, 4 RR	

Official NCAA Records	Yrs	Won	Lost	CH	2d	3d	4th	RR
Alabama	18	18	18	0	0	0	0	0
Arizona	24	41	23	1	1	2	0	4
Arizona St.	11	10	12	0	0	0	0	3
Austin Peay	4	1	4	0	0	0	0	0
California	13	18	13	1	1	0	1	2
Clemson	6	6	6	0	0	0	0	1
Connecticut	26	40	25	2	0	0	0	6
DePaul	18	15	21	0	0	2	0	1
Florida	11	20	10	1	1	1	0	0
Fresno St.	4	2	4	0	0	0	0	0
Georgia	7	5	7	0	0	1	0	0
Iona	7	0	7	0	0	0	0	0
Kentucky	47	97	42	7	3	3	0	18
Long Beach St.	4	1	5	0	0	0	0	0
La.-Lafayette	7	1	7	0	0	0	0	0
Loyola Marymount	4	5	4	0	0	0	0	1
Marshall	4	0	4	0	0	0	0	0
Maryland	20	34	19	1	0	1	0	2
Massachusetts	7	7	7	0	0	0	0	1
Memphis	14	13	14	0	1	0	0	2
Michigan	16	34	15	1	2	1	0	5
Minnesota	5	6	5	0	0	0	0	1
Missouri	20	15	20	0	0	0	0	3
New Mexico St.	13	7	15	0	0	1	0	0
North Carolina St.	20	32	19	2	0	1	0	3
Ohio St.	19	32	18	1	3	4	0	3
Oregon St.	13	10	16	0	0	0	2	4
Purdue	19	26	19	0	1	1	0	2
St. John's (N.Y.)	26	27	28	0	1	1	0	4
St. Joseph's	17	15	21	0	0	0	0	2
Texas Tech	12	6	13	0	0	0	0	0
UCLA	38	85	31	11	0	2	1	4
Villanova	26	38	26	1	0	1	0	8
Western Ky.	18	11	19	0	0	0	0	1

Tournament Moments...



Photo from Duke sports information

March 28, 1992, East regional final at the Spectrum in Philadelphia – With Duke down by a point in overtime, the Blue Devils' Grant Hill inbounded the ball from under Kentucky's basket with 2.1 seconds left to Christian Laettner, who stood at the top of the key just inside the three-point line. With his back to the basket, Laettner dribbled once to his left, turned and sank a jump shot. Duke advanced to the Final Four with the 104-103 victory.



The Coaches

Coaches Records..... 92
Coaches with Accomplished Records.. 93
Coaches Who Have Played and
Coached in the Final Four
and Tournament 95
Coaches of All-Time 97



Coaches Records

Won-Lost Records of Champions

Year	Champion	Coach	W-L	Pct.
1939	Oregon	Howard Hobson	29- 5	.853
1940	Indiana	Branch McCracken	20- 3	.870
1941	Wisconsin	Harold Foster	20- 3	.870
1942	Stanford	Everett Dean	28- 4	.875
1943	Wyoming	Everett Shelton	31- 2	.939
1944	Utah	Vadal Peterson	21- 4	.840
1945	Oklahoma St.	Henry Iba	27- 4	.871
1946	Oklahoma St.	Henry Iba	31- 2	.939
1947	Holy Cross	Doggie Julian	27- 3	.900
1948	Kentucky	Adolph Rupp	36- 3	.923
1949	Kentucky	Adolph Rupp	32- 2	.941
1950	CCNY	Nat Holman	24- 5	.828
1951	Kentucky	Adolph Rupp	32- 2	.941
1952	Kansas	Phog Allen	28- 3	.903
1953	Indiana	Branch McCracken	23- 3	.885
1954	La Salle	Ken Loeffler	26- 4	.867
1955	San Francisco	Phil Woolpert	28- 1	.966
1956	San Francisco	Phil Woolpert	29- 0	1.000
1957	North Carolina	Frank McGuire	32- 0	1.000
1958	Kentucky	Adolph Rupp	23- 6	.793
1959	California	Pete Newell	25- 4	.862
1960	Ohio St.	Fred Taylor	25- 3	.893
1961	Cincinnati	Ed Jucker	27- 3	.900
1962	Cincinnati	Ed Jucker	29- 2	.935
1963	Loyola (Ill.)	George Ireland	29- 2	.935
1964	UCLA	John Wooden	30- 0	1.000
1965	UCLA	John Wooden	28- 2	.933
1966	UTEP	Don Haskins	28- 1	.966
1967	UCLA	John Wooden	30- 0	1.000
1968	UCLA	John Wooden	29- 1	.967
1969	UCLA	John Wooden	29- 1	.967
1970	UCLA	John Wooden	28- 2	.933
1971	UCLA	John Wooden	29- 1	.967

Year	Champion	Coach	W-L	Pct.
1972	UCLA	John Wooden	30- 0	1.000
1973	UCLA	John Wooden	30- 0	1.000
1974	North Carolina St.	Norm Sloan	30- 1	.968
1975	UCLA	John Wooden	28- 3	.903
1976	Indiana	Bob Knight	32- 0	1.000
1977	Marquette	Al McGuire	25- 7	.781
1978	Kentucky	Joe B. Hall	30- 2	.938
1979	Michigan St.	Jud Heathcote	26- 6	.813
1980	Louisville	Denny Crum	33- 3	.917
1981	Indiana	Bob Knight	26- 9	.743
1982	North Carolina	Dean Smith	32- 2	.941
1983	North Carolina St.	Jim Valvano	26-10	.722
1984	Georgetown	John Thompson	34- 3	.919
1985	Villanova	Rollie Massimino	25-10	.714
1986	Louisville	Denny Crum	32- 7	.821
1987	Indiana	Bob Knight	30- 4	.882
1988	Kansas	Larry Brown	27-11	.711
1989	Michigan	Steve Fisher	30- 7	.811
1990	UNLV	Jerry Tarkanian	35- 5	.875
1991	Duke	Mike Krzyzewski	32- 7	.821
1992	Duke	Mike Krzyzewski	34- 2	.944
1993	North Carolina	Dean Smith	34- 4	.895
1994	Arkansas	Nolan Richardson	31- 3	.912
1995	UCLA	Jim Harrick	31- 2	.939
1996	Kentucky	Rick Pitino	34- 2	.944
1997	Arizona	Lute Olson	25- 9	.735
1998	Kentucky	Tubby Smith	35- 4	.897
1999	Connecticut	Jim Calhoun	34- 2	.944
2000	Michigan St.	Tom Izzo	32- 7	.821
2001	Duke	Mike Krzyzewski	35- 4	.897
2002	Maryland	Gary Williams	32- 4	.889
2003	Syracuse	Jim Boeheim	30- 5	.857
2004	Connecticut	Jim Calhoun	33- 6	.846
2005	North Carolina	Roy Williams	33- 4	.892
2006	Florida	Billy Donovan	33- 6	.846

Final Four Records

Note: Records adjusted for vacated games.

NCAA CHAMPIONSHIPS

- 10, John Wooden, UCLA, 1964-75
- 4, Adolph Rupp, Kentucky, 1948-58
- 3, Bob Knight, Indiana, 1976-87
- 3, Mike Krzyzewski, Duke, 1991-2001
- 2, Jim Calhoun, Connecticut, 1999-2004
- 2, Denny Crum, Louisville, 1980-86
- 2, Henry Iba, Oklahoma St., 1945-46
- 2, Ed Jucker, Cincinnati, 1961-62
- 2, Branch McCracken, Indiana, 1940-53
- 2, Dean Smith, North Carolina, 1982-93
- 2, Phil Woolpert, San Francisco, 1955-56

FINAL FOUR APPEARANCES

- 12, John Wooden, UCLA, 1962-75
- 11, Dean Smith, North Carolina, 1967-97
- 10, Mike Krzyzewski, Duke, 1986-2004
- 6, Denny Crum, Louisville, 1972-86
- 6, Adolph Rupp, Kentucky, 1942-66

- 5, Bob Knight, Indiana, 1973-92
- 5, Guy Lewis, Houston, 1967-84
- 5, Lute Olson, Iowa & Arizona, 1980-2001
- 5, Rick Pitino, Providence, Kentucky & Louisville, 1987-2005
- 5, Roy Williams, Kansas & North Carolina, 1990-2005
- 4, Jack Gardner, Kansas St. & Utah, 1948-66
- 4, Henry Iba, Oklahoma St., 1945-51
- 4, Tom Izzo, Michigan St., 1999-2005
- 4, Harold Olsen, Ohio St., 1939-46
- 4, Jerry Tarkanian, UNLV, 1977-91
- 4, Fred Taylor, Ohio St., 1960-68

CONSECUTIVE FINAL FOUR APPEARANCES

- 9, John Wooden, UCLA, 1967-75
- 5, Mike Krzyzewski, Duke, 1988-92
- 3, Tom Izzo, Michigan St., 1999-2001
- 3, Ed Jucker, Cincinnati, 1961-63
- 3, Guy Lewis, Houston, 1982-84
- 3, Harold Olsen, Ohio St., 1944-46
- 3, Dean Smith, North Carolina, 1967-69
- 3, Fred Taylor, Ohio St., 1960-62
- 3, Phil Woolpert, San Francisco, 1955-57
- 2, 20 tied

FINAL FOUR GAMES

- 24, John Wooden, UCLA, 1962-75
- 19, Dean Smith, North Carolina, 1967-97
- 17, Mike Krzyzewski, Duke, 1988-2004
- 11, Adolph Rupp, Kentucky, 1942-66
- 10, Denny Crum, Louisville, 1972-86
- 9, Bob Knight, Indiana, 1973-87
- 9, Guy Lewis, Houston, 1967-84
- 8, Jack Gardner, Kansas St. & Utah, 1948-66
- 8, Henry Iba, Oklahoma St., 1945-51
- 8, Lute Olson, Iowa & Arizona, 1980-2001
- 8, Fred Taylor, Ohio St., 1960-68
- 8, Roy Williams, Kansas & North Carolina, 1991-2005

FINAL FOUR WINS

- 21, John Wooden, UCLA, 1962-75

- 10, Mike Krzyzewski, Duke, 1988-2004
- 9, Adolph Rupp, Kentucky, 1942-66
- 8, Dean Smith, North Carolina, 1967-97
- 7, Bob Knight, Indiana, 1973-87
- 5, Denny Crum, Louisville, 1972-86
- 5, Henry Iba, Oklahoma St., 1945-51
- 5, Ed Jucker, Cincinnati, 1961-63
- 5, Fred Taylor, Ohio St., 1960-68
- 5, Phil Woolpert, San Francisco, 1955-57

FINAL FOUR WINNING PERCENTAGE (Minimum three games)

- 1.000 (4-0), Jim Calhoun, Connecticut, 1999-2004
- 1.000 (4-0), Branch McCracken, Indiana, 1940-53
- .875 (21-3), John Wooden, UCLA, 1962-75
- .833 (5-1), Ed Jucker, Cincinnati, 1961-63
- .833 (5-1), Phil Woolpert, San Francisco, 1955-57
- .818 (9-2), Adolph Rupp, Kentucky, 1942-66
- .778 (7-2), Bob Knight, Indiana, 1973-92
- .750 (3-1), Billy Donovan, Florida, 2000-06
- .750 (3-1), Doggie Julian, Holy Cross, 1947-48
- .750 (3-1), Ken Loeffler, La Salle, 1954-55
- .750 (3-1), Al McGuire, Marquette, 1974-77
- .750 (3-1), Frank McGuire, St. John's (N.Y.) & North Carolina, 1952-57
- .750 (3-1), Pete Newell, California, 1959-60

Tournament Records

TOURNAMENT APPEARANCES

- 27, Bob Knight, Indiana & Texas Tech, 1973-2005
- 27, Dean Smith, North Carolina, 1967-97
- 26, *Lute Olson, Iowa & Arizona, 1979-2006
- 25, Jim Boeheim, Syracuse, 1977-2006
- 25, *Eddie Sutton, Creighton, Arkansas, Kentucky & Oklahoma St., 1974-2005
- 23, Denny Crum, Louisville, 1972-2000
- 22, Mike Krzyzewski, Duke, 1984-2006
- 20, Adolph Rupp, Kentucky, 1942-72
- 20, John Thompson, Georgetown, 1975-97
- 19, Lou Henson, Illinois & New Mexico St., 1967-99

Tournament trivia

Question...

What three coaches ended their college coaching careers by winning the NCAA championship?

Answer...

John Wooden (UCLA 1975), Al McGuire (Marquette 1977) and Larry Brown (Kansas 1988).

CONSECUTIVE TOURNAMENT APPEARANCES

- 23, Dean Smith, North Carolina, 1975-97
- 22, Lute Olson, Arizona, 1985-2006
- 17, Roy Williams, Kansas & North Carolina, 1990-2006
- 15, Bob Knight, Indiana, 1986-2000
- 14, Bob Huggins, Cincinnati, 1992-2005
- 14, John Thompson, Georgetown, 1979-92
- 13, Tubby Smith, Tulsa, Georgia & Kentucky, 1994-2006
- 12, John Chaney, Temple, 1990-2001
- 12, Eddie Sutton, Arkansas & Kentucky, 1977-88
- 11, Rick Barnes, Clemson & Texas, 1996-2006
- 11, Mike Krzyzewski, Duke, 1984-94
- 11, Mike Krzyzewski, Duke, 1996-2006
- 11, Gary Williams, Maryland, 1994-2004

TOURNAMENT GAMES

- 92, Dean Smith, North Carolina, 1967-97
- 87, Mike Krzyzewski, Duke, 1984-2006
- 72, *Lute Olson, Iowa & Arizona, 1979-2006
- 69, Bob Knight, Indiana & Texas Tech, 1973-2005
- 65, Jim Boeheim, Syracuse, 1977-2006
- 65, Denny Crum, Louisville, 1972-2000
- 62, *Eddie Sutton, Creighton, Arkansas, Kentucky & Oklahoma St., 1974-2005
- 58, Roy Williams, Kansas & North Carolina, 1990-2006
- 57, John Wooden, UCLA, 1950-75
- 55, *Jim Calhoun, Northeastern & Connecticut, 1981-2006

TOURNAMENT WINS

- 68, Mike Krzyzewski, Duke, 1984-2006
- 65, Dean Smith, North Carolina, 1967-97
- 47, John Wooden, UCLA, 1950-75
- 46, *Lute Olson, Iowa & Arizona, 1979-2006
- 45, Bob Knight, Indiana & Texas Tech, 1973-2005
- 42, Denny Crum, Louisville, 1972-2000
- 42, Roy Williams, Kansas & North Carolina, 1990-2006
- 40, Jim Boeheim, Syracuse, 1977-2006
- 39, *Jim Calhoun, Northeastern & Connecticut, 1981-2006
- 37, *Eddie Sutton, Creighton, Arkansas, Kentucky & Oklahoma St., 1974-2005

TOURNAMENT WINNING PERCENTAGE (Minimum 10 games)

- .917 (11-1), Ed Jucker, Cincinnati, 1961-63
- .900 (9-1), Ken Loeffler, La Salle, 1954-55
- .867 (13-2), Phil Woolpert, San Francisco, 1955-58
- .825 (47-10), John Wooden, UCLA, 1950-75
- .818 (9-2), Branch McCracken, Indiana, 1940-58
- .782 (68-19), Mike Krzyzewski, Duke, 1984-2006
- .778 (14-4), Fred Taylor, Ohio St., 1960-71

- .769 (10-3), Phog Allen, Kansas, 1940-53
- .769 (10-3), Pete Newell, California, 1957-60
- .756 (31-10), Rick Pitino, Boston U., Providence & Kentucky, 1983-2005

Tournament Records—Active Coaches

MOST TOURNAMENT APPEARANCES

- 27, Bob Knight, Indiana & Texas Tech, 1973-2005
- 26, *Lute Olson, Iowa & Arizona, 1979-2006
- 25, Jim Boeheim, Syracuse, 1977-2006
- 22, Mike Krzyzewski, Duke, 1984-2006
- 18, *Jim Calhoun, Northeastern & Connecticut, 1981-2006
- 17, Roy Williams, Kansas & North Carolina, 1990-2006
- 15, Bob Huggins, Akron & Cincinnati, 1986-2005
- 14, Rick Barnes, Providence, Clemson & Texas, 1989-2006
- 14, Gary Williams, Boston College, Ohio St. & Maryland, 1983-2004
- 13, Tubby Smith, Tulsa, Georgia & Kentucky, 1994-2005

MOST CONSECUTIVE TOURNAMENT APPEARANCES

- 22, Lute Olson, Arizona, 1985-2006
- 17, Roy Williams, Kansas & North Carolina, 1990-2006
- 13, Tubby Smith, Tulsa, Georgia & Kentucky, 1994-2006
- 11, Rick Barnes, Clemson & Texas, 1996-2006
- 11, Mike Krzyzewski, Duke, 1984-94
- 11, Mike Krzyzewski, Duke, 1996-2006
- 11, Gary Williams, Maryland, 1994-2004
- 10, Jim Boeheim, Syracuse, 1983-92
- 10, Kelvin Sampson, Washington St. & Oklahoma, 1994-2003
- 9, Jim Boeheim, Syracuse, 1998-2006
- 9, Tom Izzo, Michigan St., 1998-2006

CURRENT CONSECUTIVE TOURNAMENT APPEARANCES

- 22, Lute Olson, Arizona, 1985-2006
- 17, Roy Williams, Kansas & North Carolina, 1990-2006
- 13, Tubby Smith, Tulsa, Georgia & Kentucky, 1994-2006
- 11, Rick Barnes, Clemson & Texas, 1996-2006
- 11, Mike Krzyzewski, Duke, 1996-2006
- 9, Jim Boeheim, Syracuse, 1998-2006
- 9, Tom Izzo, Michigan St., 1998-2006
- 8, Billy Donovan, Florida, 1999-2006

- 8, Bill Self, Tulsa, Illinois & Kansas 1999-2006
- 7, Mark Few, Gonzaga, 2000-06

TOURNAMENT GAMES

- 87, Mike Krzyzewski, Duke, 1984-2006
- 72, *Lute Olson, Iowa & Arizona, 1979-2006
- 69, Bob Knight, Indiana & Texas Tech, 1973-2005
- 65, Jim Boeheim, Syracuse, 1976-2006
- 58, Roy Williams, Kansas & North Carolina, 1990-2006
- 55, *Jim Calhoun, Northeastern & Connecticut, 1981-2006
- 41, Rick Pitino, Boston U., Providence, Kentucky & Louisville, 1983-2005
- 40, Tubby Smith, Tulsa, Georgia & Kentucky, 1994-2006
- 39, Gary Williams, Boston College, Ohio St. & Maryland, 1994-2004
- 35, Bob Huggins, Akron & Cincinnati, 1986-2005

TOURNAMENT WINS

- 68, Mike Krzyzewski, Duke, 1984-2006
- 46, *Lute Olson, Iowa & Arizona, 1979-2006
- 45, Bob Knight, Indiana & Texas Tech, 1973-2005
- 42, Roy Williams, Kansas & North Carolina, 1990-2006
- 40, Jim Boeheim, Syracuse, 1976-2006
- 39, *Jim Calhoun, Northeastern & Connecticut, 1981-2006
- 31, Rick Pitino, Boston U., Providence, Kentucky & Louisville, 1983-2005
- 28, Tubby Smith, Tulsa, Georgia & Kentucky, 1994-2006
- 26, Gary Williams, Maryland, 1994-2004
- 20, Bob Huggins, Akron & Cincinnati, 1986-2005

HIGHEST TOURNAMENT WINNING PERCENTAGE (Minimum 10 games)

- .782 (68-19), Mike Krzyzewski, Duke, 1984-2006
- .756 (31-10), Rick Pitino, Boston U., Providence & Kentucky, 1983-2005
- .742 (23-8), Tom Izzo, Michigan St., 1998-2006
- .737 (14-5), *Steve Fisher, Michigan & San Diego St., 1989-2006
- .724 (42-16), Roy Williams, Kansas & North Carolina, 1990-2006
- .709 (39-16), *Jim Calhoun, Northeastern & Connecticut, 1981-2006
- .700 (28-12), Tubby Smith, Tulsa, Georgia & Kentucky, 1994-2006
- .696 (16-7), Billy Donovan, Florida, 2000-2006
- .667 (10-5), Bruce Weber, Southern Ill. & Illinois, 2002-2006
- .667 (26-13), Gary Williams, Boston College, Ohio St. & Maryland, 1983-2004

* Records adjusted for vacated games except for streaks.

Head Coaches with Accomplished Records

Have Won the NCAA Championship at their Alma Mater

Coach	Alma Mater, Year Graduated	Title Year(s)
Phog Allen	Kansas 1906	1952
† Jim Boeheim	Syracuse 1966	2003
Bud Foster	Wisconsin 1930	1941
Howard Hobson	Oregon 1926	1939
Ed Jucker	Cincinnati 1940	1961 & 1962
Branch McCracken	Indiana 1930	1940 & 1953
Vadal Peterson	Utah 1920	1944
Norm Sloan	North Carolina St. 1951	1974
Fred Taylor	Ohio St. 1950	1960
† Gary Williams	Maryland 1967	2002
† Roy Williams	North Carolina 1972	2005

Have Won the NCAA Championship Their First Year as a Coach

Coach	Team	Year
† Steve Fisher	Michigan	1989

Have Won the NCAA Championship Their First Year at a School

Coach	Team	Year
† Steve Fisher	Michigan	1989
Ed Jucker	Cincinnati	1961
† Tubby Smith	Kentucky	1998

Taken Their Team to the Final Four in First Season as a Coach

Coach	Team	Year
Larry Brown	UCLA	1980
Denny Crum	Louisville	1972
Bruce Drake	Oklahoma	1939
† Steve Fisher	Michigan	1989
Bully Gilstrap	Texas	1943
Bill Guthridge	North Carolina	1998
Bill Hodges	Indiana St.	1979
Ray Meyer	DePaul	1943
Gary Thompson	Wichita St.	1965

Taken Their Team to the Final Four in First Season at that School

Coach	Team	Year
Gene Bartow	UCLA	1976
Earl Brown	Dartmouth	1944
Larry Brown	UCLA	1980
Denny Crum	Louisville	1972
Bruce Drake	Oklahoma	1939
† Steve Fisher	Michigan	1989
Bully Gilstrap	Texas	1943
Bill Guthridge	North Carolina	1998
Dick Harp	Kansas	1957
Bill Hodges	Indiana St.	1979
Ed Jucker	Cincinnati	1961
Ray Meyer	DePaul	1943
† Tubby Smith	Kentucky	1998
Gary Thompson	Wichita St.	1965

Three Different Teams Taken to the Final Four

Coach	First Team	Second Team	Third Team
† Rick Pitino	Providence	Kentucky	Louisville

Two Different Teams Taken to the Final Four

Coach	First Team	Second Team
Forddy Anderson	Bradley	Michigan St.
Gene Bartow	Memphis	UCLA
Larry Brown	UCLA	Kansas
Hugh Durham	Florida St.	Georgia
Jack Gardner	Kansas St.	Utah
Lou Henson	New Mexico St.	Illinois
Frank McGuire	St. John's (N.Y.)	North Carolina
† Lute Olson	Iowa	Arizona
Lee Rose	Charlotte	Purdue
Eddie Sutton	Arkansas	Oklahoma St.
† Roy Williams	Kansas	North Carolina

Four Different Teams Taken to the Tournament

Coach	First Team	Second Team	Third Team	Fourth Team
Lefty Driesell	Davidson	Maryland	James Madison	Georgia St.
Jim Harrick	Pepperdine	UCLA	Rhode Island	Georgia
† Rick Pitino	Boston U.	Providence	Kentucky	Louisville
Eddie Sutton	Creighton	Arkansas	Kentucky	Oklahoma St.

Three Different Teams Taken to the Tournament

Coach	First Team	Second Team	Third Team
† Rick Barnes	Providence	Clemson	Texas
Gene Bartow	Memphis	UCLA	UAB
† John Beilein	Canisius	Richmond	West Virginia
Dave Bliss	Oklahoma	SMU	New Mexico
† Mike Deane	Siena	Marquette	Lamar
Don DeVoe	Virginia Tech	Tennessee	Navy
Cliff Ellis	South Ala.	Clemson	Auburn
Eddie Fogler	Wichita St.	Vanderbilt	South Carolina
Pete Gillen	Xavier	Providence	Virginia
Eddie Hickey	Creighton	St. Louis	Marquette
† Ben Howland	Northern Ariz.	Pittsburgh	UCLA
Mike Jarvis	Boston U.	George Washington	St. John's (N.Y.)
† Pat Kennedy	Iona	Florida St.	DePaul
† Lon Kruger	Kansas St.	Florida	Illinois
† Thad Matta	Butler	Xavier	Ohio St.
Frank McGuire	St. John's (N.Y.)	North Carolina	South Carolina
Eldon Miller	Western Mich.	Ohio St.	UNI
Ralph Miller	Wichita St.	Iowa	Oregon St.
† Stan Morrison	Pacific (Cal.)	Southern California	San Jose St.
† Tom Penders	Rhode Island	Texas	George Washington
† Skip Prosser	Loyola (Md.)	Xavier	Wake Forest
George Raveling	Washington St.	Iowa	Southern California
† Bill Self	Tulsa	Illinois	Kansas

Coach	First Team	Second Team	Third Team
† Tubby Smith	Tulsa	Georgia	Kentucky
Jerry Tarkanian	Long Beach St.	UNLV	Fresno St.
Billy Tubbs	Lamar	Oklahoma	TCU
Bob Weltlich	Mississippi	Florida Int'l	South Ala.
† Gary Williams	Boston College	Ohio St.	Maryland
Joe Williams	Jacksonville	Furman	Florida St.

Two Different Teams Taken to the Tournament

Coach	First Team	Second Team
† Steve Alford	Missouri St.	Iowa
† Dana Altman	Kansas St.	Creighton
Ladell Andersen	Utah St.	Brigham Young
Forddy Anderson	Bradley	Michigan St.
Murray Arnold	Chattanooga	Western Ky.
Tom Asbury	Pepperdine	Kansas St.
J.D. Barnett	VCU	Tulsa
† Jim Baron	St. Francis (Pa.)	St. Bonaventure
† Murry Bartow	UAB	East Tenn. St.
Steve Belko	Idaho St.	Oregon
Bob Bender	Illinois St.	Washington
Dick Bennett	Wis.-Green Bay	Wisconsin
Bob Boyd	Seattle	Southern California
Harold Bradley	Duke	Texas
Buster Brannon	Rice	TCU
† Ben Braun	Eastern Wash.	California
† Mike Brey	Delaware	Notre Dame
Larry Brown	UCLA	Kansas
† Jim Calhoun	Northeastern	Connecticut
† John Calipari	Massachusetts	Memphis
Lou Campanelli	James Madison	California
Jeff Capel	N.C. A&T	Old Dominion
Ben Carnevale	North Carolina	Navy
Gale Catlett	Cincinnati	West Virginia
Perry Clark	Tulane	Miami (Fla.)
† Charlie Coles	Central Mich.	Miami (Ohio)
Ozzie Cowles	Dartmouth	Michigan
† Bobby Cremins	Appalachian St.	Georgia Tech
† Tom Davis	Boston College	Iowa
Benny Dees	New Orleans	Wyoming
Bob Donewald	Illinois St.	Western Mich.
Hugh Durham	Florida St.	Georgia
Bob Dye	Cal St. Fullerton	Boise St.
Tippy Dye	Ohio St.	Washington
† Larry Eustachy	Utah St.	Iowa St.
Paul Evans	Navy	Pittsburgh
† Rob Evans	Mississippi	Arizona St.
† Steve Fisher	Michigan	San Diego St.
† Tim Floyd	New Orleans	Iowa St.
Bill C. Foster	Clemson	Virginia Tech
Pat Foster	Lamar	Houston
Fran Fraschilla	Manhattan	St. John's (N.Y.)
Bill Frieder	Michigan	Arizona St.
Matt Furjanic	Robert Morris	Marist
Smokey Gaines	Detroit	San Diego St.
Jack Gardner	Kansas St.	Utah
† Ray Giaconelli	Eastern Wash.	Utah
† Mark Gottfried	Murray St.	Alabama
Boyd Grant	Fresno St.	Colorado St.
Jerry Green	Oregon	Tennessee
Jim Harding	Loyola (La.)	La Salle
Clem Haskins	Western Ky.	Minnesota
† Stan Heath	Kent St.	Arkansas
Jud Heathcote	Montana	Michigan St.
Lou Henson	New Mexico St.	Illinois
† Paul Hewitt	Siena	Georgia Tech
Howard Hobson	Oregon	Yale
Terry Holland	Davidson	Virginia
† Bob Huggins	Akron	Cincinnati
† Gene Iba	Houston Baptist	Baylor
† Trent Johnson	Nevada	Stanford
Doggie Julian	Holy Cross	Dartmouth
Gene Keady	Western Ky.	Purdue
† Ernie Kent	St. Mary's (Cal.)	Oregon
Jim Killingsworth	Idaho St.	TCU
George King	West Virginia	Purdue
† Bob Knight	Indiana	Texas Tech
Jack Kraft	Villanova	Rhode Island
Eugene Lambert	Arkansas	Memphis
Abe Lemons	Oklahoma City	Texas
Tates Locke	Miami (Ohio)	Jacksonville

Coach	First Team	Second Team
Rick Majerus	Ball St.	Utah
Jim McCafferty	Loyola (La.)	Xavier
Fran McCaffery	Lehigh	UNC Greensboro
Neil McCarthy	Weber St.	New Mexico St.
Jim Molinari	Northern Ill.	Bradley
† Dan Monson	Gonzaga	Minnesota
† Steve Morrill	Montana	Utah St.
Bill Musselman	Minnesota	South Ala.
† Danny Nee	Ohio	Nebraska
C.M. Newton	Alabama	Vanderbilt
Jim O'Brien	Boston College	Ohio St.
† Dave Odom	Wake Forest	South Carolina
Johnny Oldham	Tennessee Tech	Western Ky.
† Lute Olson	Iowa	Arizona
Johnny Orr	Michigan	Iowa St.
Bobby Paschal	La.-Lafayette	South Fla.
† Bruce Pearl	Wis.-Milwaukee	Tennessee
Digger Phelps	Fordham	Notre Dame
Jerry Pimm	Utah	UC Santa Barb.
† Tic Price	New Orleans	McNeese St.
† Oliver Purnell	Old Dominion	Dayton
Nolan Richardson	Tulsa	Arkansas
Les Robinson	East Tenn. St.	North Carolina St.
Steve Robinson	Tulsa	Florida St.
† Lorenzo Romar	St. Louis	Washington
Lee Rose	Charlotte	Purdue
Lou Rossini	Columbia	New York U.
Andy Russo	Louisiana Tech	Washington
† Kelvin Sampson	Washington St.	Oklahoma
Fred Schaus	West Virginia	Purdue
Tom Schneider	Lehigh	Penn
† Herb Sendek	Miami (Ohio)	North Carolina St.
† Al Skinner	Rhode Island	Boston College
Norm Sloan	North Carolina St.	Florida
Sonny Smith	Auburn	VCU
† Rob Spivery	Alabama St.	Southern U.
Charlie Spoonhour	Missouri St.	St. Louis
† Kevin Stallings	Illinois St.	Vanderbilt
Bill Strannigan	Colorado St.	Wyoming
Carl Tacy	Marshall	Wake Forest

Coach	First Team	Second Team
† Blaine Taylor	Montana	Old Dominion
† John Thompson III	Princeton	Georgetown
Jim Valvano	Iona	North Carolina St.
Jan van Breda Kolff	Vanderbilt	Pepperdine
Bob Vanatta	Bradley	Memphis
† Jerry Wainwright	UNC Wilmington	Richmond
† Bruce Weber	Southern Ill.	Illinois
† Tim Welsh	Iona	Providence
Bob Wenzel	Jacksonville	Rutgers
Paul Westhead	La Salle	Loyola Marymount
† Ralph Willard	Western Ky.	Holy Cross
† Roy Williams	Kansas	North Carolina
† Jay Wright	Hofstra	Villanova
Tom Young	Rutgers	Old Dominion
Matt Zunic	Boston U.	Massachusetts
† active		

Coaches Who Have Played and Coached in the Final Four and Tournament

Player	Coach
Vic Bubas	Duke: 1963-3d, 64-2nd, 66-3d
Billy Donovan	Florida: 2000-2nd, 06-CH
Dick Harp	Kansas: 1957-2nd
Bob Knight	Indiana: 1973-3d, 76-CH, 81-CH, 87-CH, 92-T3d
Bones McKinney	Wake Forest: 1962-3d
Dean Smith	North Carolina: 1967-4th, 68-2nd, 69-4th, 72-3d, 77-2nd, 81-2nd, 82-CH, 91-T3d, 93-CH, 95-T3d, 97-T3d
North Carolina St.: 1950-3d	
Providence: 1987-3d	
Kansas: 1940-2nd	
Ohio St.: 1960-CH, 61-2nd, 62-2nd	
North Carolina: 1946-2nd	
Kansas: 1952-CH, 53-2nd	

Coaches' Tournament Statistics as a Player

Coach	Team-Years	G	FG-A	3FG-A	FT-A	RB	Pts.	W-L+	Finish
Stan Albeck	Bradley 1955	3	13		15		41	2-1	55-RR
Steve Alford	Indiana 1984, 86-87	10	67-133	21-34	58-64	26	213	8-2	84-RR, 87-CH
Tommy Amaker	Duke 1984-87	12	42-95	6-8	33-43	29	123	8-4	86-2nd
Mike Anderson	Tulsa 1982	1	4-7		3-3	0	11	0-1	
Tom Apke	Creighton 1964	3	0-6		0-1	9	0	1-2	
Frank Arnold	Idaho St. 1955	1	0		0	0	0	0-1	
Tom Asbury	Wyoming 1967	2	11-28		4-7	16	26	0-2	
Randy Ayers	Miami (Ohio) 1978	2	16-24		6-7	18	38	1-1	
Tony Barone	Duke 1966	2	1-2		0-0	1	2	1-1	66-3rd
Murry Bartow	UAB 1984-85	3	0-2		0	2	0	1-2	
Butch Beard	Louisville 1967-68	4	31-68		11-20	27	73	1-3	
Dan Belluomini	San Francisco 1964	1	0-0	0-0	10	0-1			
Bob Bender	Indiana 1976, Duke 78, 80	10	9-22		17-24	12	35	8-2	76-CH, 78-2nd, 80-RR
Henry Bibby	UCLA 1970-72	12	70-154		42-47	53	182	12-0	70-CH, 71-CH, 72-CH
Eddie Biedenbach	North Carolina St. 1965	2	6-14		4-8	5	16	1-1	
Bill Blair	VMI 1964	1	6-20		8-12	4	20	0-1	
Jim Boeheim	Syracuse 1966	2	13-19		3-4	4	29	1-1	66-RR
Jim Boyle	St. Joseph's 1962-63	5	26-60		16-19	35	68	2-3	63-RR
Jim Brovelli	San Francisco 1963-64	4	16-30		7-8	9	39	2-2	64-RR
Vic Bubas	North Carolina St. 1950	3	4-12		6-8		14	2-1	50-3rd
Morris Buckwalter	Utah 1955-56	4	8		19		35	2-2	56-RR
Mitch Buonaguro	Boston College 1975	1	2-2		0-1	1	4	0-1	
Jeff Capel III	Duke 1994, 96-97	9	49-103	19-38	19-27	35	136	7-2	94-CH
P.J. Carlesimo	Fordham 1971	3	0-0		0-0	0	0	2-1	
Gale Catlett	West Virginia 1962-63	4	11-29		4-5	11	26	2-2	
Jimmy Collins	New Mexico St. 1968-70	11	91-199		37-51	42	219	7-4	70-3rd
Bus Connor	Idaho St. 1953-55	5	15		20		50	2-3	
Bob Cousy	Holy Cross 1947-48	6	17		12		46	5-1	47-CH, 48-3rd
Jim Crews	Indiana 1973, 75-76	8	13-30		4-6	15	30	7-1	73-3rd, 75-RR, 76-CH
Gary Cunningham	UCLA 1962	4	26-58		17-19	38	69	2-2	62-4th
Howie Dallmar	Stanford 1942	3	11		4-6		26	3-0	42-CH
Mike Davis	Alabama 1982-83	3	10-28		2-5	3	22	1-2	
Jamie Dixon	TCU 1987	2	4-13	2-3	11-12	5	21	1-1	
Matt Doherty	North Carolina 1981-84	15	43-90		49-62	49	135	12-3	81-2nd, 82-CH, 83-RR
Don Donoher	Dayton 1952	2	2		1		5	1-1	
Billy Donovan	Providence 1987	5	32-58	14-22	36-43	15	114	4-1	87-T3d



North Carolina forward Matt Doherty shoots over Akeem Olajuwon during the 1982 Final Four. Doherty scored 135 points in three NCAA tournaments.

Photo by Rich Clarkson/NCAA Photos



Photo by Rich Clarkson/NCAA Photos

Larry Finch scored 107 points in the 1973 NCAA tournament to help lead Memphis to the championship game.



Photo by Rich Clarkson/NCAA Photos

As a player, Eddie Sutton played in three NCAA tournament games for Oklahoma State in 1958. As a coach, Sutton took four different teams to the tournament a total of 26 times, including 13 with the Cowboys.

Coach	Team-Years	G	FG-A	3FG-A	FT-A	RB	Pts.	W-L+	Team	Finish
Fran Dunphy	La Salle 1968	1	1-2		0-2	2	2	0-1		
Jarrett Durham	Duquesne 1969, 71	4	29-49		16-21	22	74	2-2		
Hank Egan	Navy 1959-60	3	4-9		2-4	3	10	1-2		
John Egli	Penn St. 1942	2	6		4-6		16	1-1		
Brian Ellerbe	Rutgers 1983	2	4-8		3-4	4	11	1-1		
Lefty Ervin	La Salle 1968	1	1-2		0-0	0	2	0-1		
Craig Esherick	Georgetown 1975-76	2	0-2		0-0	0	0	0-2		
Rob Evans	New Mexico St. 1967-68	4	16-39		13-18	16	45	2-2		68-RR
Larry Farmer	UCLA 1971-73	11	36-84		11-20	43	83	11-0	71-CH, 72-CH, 73-CH	
Larry Finch	Memphis 1973	4	34-64		39-44	10	107	3-1		73-2nd
James Flint	St. Joseph's 1986	2	1-4		0-0	1	2	1-1		
Eddie Fogler	North Carolina 1968-69	8	15-41		7-11	9	37	5-3		68-2nd, 69-4th
Travis Ford	Kentucky 1992-94	11	26-57	17-42	20-22	21	89	8-3		92-RR, 93-T3d
Dave Gavitt	Dartmouth 1958-59	4	5-19		1-2	12	11	2-2		58-RR
Mark Gottfried	Alabama 1985-87	9	28-57	10-18	8-10	15	74	6-3		
Sidney Green	UNLV 1983	1	9-16		9-9	10	27	0-1		
Elmer Gross	Penn St. 1942	2	3		7-9		13	1-1		
Bill Guthridge	Kansas St. 1959	2	3-7		1-2	3	7	1-1		57-RR
Dick Harp	Kansas 1940	3	11		5-8		27	2-1		40-2nd
Clem Haskins	Western Ky. 1966-67	4	26-65		16-23	45	68	2-2		
Don Haskins	Oklahoma St. 1953	1	0		0		0	1-1		53-RR
Walt Hazzard	UCLA 1962-64	10	57-123		48-61	57	162	6-4		62-4th, 64-CH
Darrell Hedric	Miami (Ohio) 1953, 55	2	2		0		4	0-2		
Brad Holland	UCLA 1976-79	8	37-78		18-21	9	92	4-4		
Ben Howland	Weber St. 1978-79	3	12-23		8-10	5	22	2-2		
Larry Hunter	Ohio 1970	1	1-3		0-0	3	2	0-1		
Ron Hunter	Miami (Ohio) 1984-86	3	10-18		1-2	6	21	0-3		
Jeff Jones	Virginia 1981-82	7	27-46		15-19	16	69	5-2		81-3rd
Bob Knight	Ohio St. 1960-62	11	14-36		2-3	14	30	9-2	60-CH, 61-2nd, 62-2nd	
Don Knodel	Miami (Ohio) 1953	1	4		1		9	0-1		
Lon Kruger	Kansas St. 1972-73	4	19-40		18-22	21	56	2-2		
Dave Leitao	Northeastern 1981-82	4	9-21		4-8	23	22	2-2		
Jim Les	Bradley 1986	2	10-19		17-21	9	37	1-1		
Craig Littlepage	Penn 1971-73	9	10-24		12-21	26	32	5-4		71-RR, 72-RR
Chris Lowery	Southern Ill. 1993, 95	2	7-15	2-5	11-13	4	27	0-2		
Jim Lynam	St. Joseph's 1962-63	5	25-44		13-20	13	63	2-3		63-RR
Fran McCaffery	Penn 1982	1	1-4		0-1	0	2	0-1		
Ray McCallum	Ball St. 1981	1	13-19		0-0	2	26	0-1		
Al McGuire	St. John's (N.Y.) 1951	3	6-15		9-17	12	21	2-1		51-RR
Bones McKinney	North Carolina 1946	3	10		5-10		25	2-1		46-2nd
Joe Mihalich	La Salle 1978	1	0-0		0-0		0	0-1		
Ralph Miller	Kansas 1940, 42	5	11		12-23		34	3-2		40-2nd
Sean Miller	Pittsburgh 1988-89, 91	5	10-36	8-24	9-9	10	37	2-3		
Stan Morrison	California 1960	3	2		1		5	2-1		60-2nd
Joe Mullaney	Holy Cross 1947-48	6	14		4		32	5-1		47-CH, 48-3rd
Jeff Mullins	Duke 1963-64	8	84-156		32-40	63	200	6-2		63-3rd, 64-2nd
Frank Mulzoff	St. John's (N.Y.) 1951	3	2-15		2-2	9	6	2-1		51-RR
C.M. Newton	Kentucky 1951	2	0-0		0-0	0	0	2-0		51-CH
Jim O'Brien	St. Joseph's 1973-74	2	4-15		2-3	3	10	0-2		
Fran O'Hanlon	Villanova 1969-70	4	23-56		12-16	21	58	2-2		70-RR
Louis Orr	Syracuse 1977-80	7	35-67		19-30	54	89	3-4		
Tim O'Shea	Boston College 1981, 83	5	0-0		0-1	3	0	3-2		
Matt Painter	Purdue 1990-91, 93	3	3-8	1-5	2-4	5	9	1-3		
Doyle Parrack	Oklahoma St. 1945	3	12		2		26	3-0		45-CH
Jerry Peirson	Miami (Ohio) 1966	1	4-7		1-2	4	9	0-1		
John Pelphrey	Kentucky 1992	4	26-41	9-17	15-15	14	76	3-1		92-RR
Tom Penders	Connecticut 1965, 67	2	4-9		3-6	4	11	0-2		
Dom Perno	Connecticut 1963-64	4	10-44		13-19	11	33	2-2		64-RR
Buzz Peterson	North Carolina 1982, 84-85	11	7-25		5-8	10	19	9-2		82-CH, 84-RR
Jerry Pimm	Southern California 1960	1	6-20		4-5	7	16	0-1		
Tic Price	Virginia Tech 1979	2	2-7		0-0	3	4	1-1		
Roger Reid	Weber St. 1968	1	2-4		0-0	1	4	0-1		
Nolan Richardson	UTEP 1963	1	2-7		0-1	2	4	0-1		
Red Rocha	Oregon St. 1947	2	8		5		21	1-1		
Jack Rohan	Columbia 1951	1	0-1		0-0	0	0	0-1		
Jeff Ruland	Iona 1979-80	3	21-31		9-16	31	51	1-2		
Jim Satalin	St. Bonaventure 1968	3	9-35		6-7	11	24	1-2		
Charlie Schmaus	VMI 1964	1	2-7		1-1	5	5	0-1		
Joe Scott	Princeton 1984	2	2-3		0-0	2	4	1-1		
Bill Self	Oklahoma St. 1985	1	3-4		2-4	4	8	0-1		
Howard Shannon	Kansas St. 1948	3	11		15		37	1-2		48-4th
John Shumate	Notre Dame 1974	3	35-50		16-18	34	86	2-1		
Dean Smith	Kansas 1952-53	7	1		2		4	6-1		52-CH, 53-2nd
Quin Synder	Duke 1986-89	16	22-62	6-26	13-27	40	63	13-3	86-2nd, 88-T3d, 89-T3d	
Kevin Stallings	Purdue 1980	6	2-7		2-3	2	6	5-1		80-3rd
Andy Stoglin	UTEP 1964	3	12-34		10-11	21	34	2-1		
Bill Strannigan	Wyoming 1941	2	11		2-5		24	0-2		
Gene Sullivan	Notre Dame 1953	3	3		2		8	2-1		53-RR
Eddie Sutton	Oklahoma St. 1958	3	8-13		4-4	11	20	2-1		58-RR
Scott Sutton	Oklahoma St. 1993-94	4	0-1	0-0	0-0	2	0	2-2		
Johnny Swaim	TCU 1952-53	4	8		3		19	2-2		
Fred Taylor	Ohio St. 1950	2	9-26		0-3		18	1-1		
Bob Thomason	Pacific 1971	2	11-32		8-11	5	30	1-1		

Coach	Played in NCAA Team-Years	G	FG-A	3FG-A	FT-A	RB	Pts.	W-L+	Team	Finish
John Thompson	Providence 1964	1	7-13		4-8	3	18	0-1		
Mark Turgeon	Kansas 1984-87	12	10-21	2-4	3-4	9	25	8-4		86-T3d
Ralph Underhill	Tennessee Tech 1964	1	0-1		0-0	1	0	0-1		
Jan van Breda Kolff	Vanderbilt 1974	2	4-11		6-6	15	14	0-2		
Joe Vancisin	Dartmouth 1944	3	5		0-0		10	2-1		44-2nd
Sox Walseth	Colorado 1946	2	7		4-4		18	1-1		
Melvin Watkins	Charlotte 1977	5	24-41		10-15	20	58	3-2		77-4th
Paul Westhead	St. Joseph's 1960-61	5	3-15		4-6	11	10	2-3		61-3rd*
Dereck Whittenburg	North Carolina St. 1982-83	5	51-104		27-32	14	129	6-1		83-CH
Tom Young	Maryland 1958	3	9		20		38	2-1		

+W/L for games played in only (blanks above mean those figures were not listed in available box scores).
*later vacated

Coaches of All-Time

Final Four Appearances

Coach	Tournament Team: Year-Finish	W-L	Pct.
12 Times			
John Wooden	UCLA: 1962-4th, 64-CH, 65-CH, 67-CH, 68-CH, 69-CH, 70-CH, 71-CH, 72-CH, 73-CH, 74-3rd, 75-CH	21-3	.875
11 Times			
Dean Smith	North Carolina: 1967-4th, 68-2nd, 69-4th, 72-3rd, 77-2nd, 81-2nd, 82-CH, 91-T3d, 93-CH, 95-T3d, 97-T3d.....	8-11	.421
10 Times			
†Mike Krzyzewski	Duke: 1986-2nd, 88-T3d, 89-T3d, 90-2nd, 91-CH, 92-CH, 94-2nd, 99-2nd, 2001-CH, 04-T3d	10-7	.588
6 Times			
Denny Crum	Louisville: 1972-4th, 75-3rd, 80-CH, 82-T3d, 83-T3d, 86-CH.....	5-5	.500
Adolph Rupp	Kentucky: 42-T3d, 48-CH, 49-CH, 51-CH, 58-CH, 66-2nd.....	9-2	.818
5 Times			
†Bob Knight	Indiana: 1973-3rd, 76-CH, 81-CH, 87-CH, 92-T3d.....	7-2	.778
Guy Lewis	Houston: 67-3rd, 68-4th, 82-T3d, 83-2nd, 84-2nd.....	3-6	.333
†Lute Olson	Iowa: 1980-4th; Arizona: 88-T3d, 94-T3d, 97-CH, 2001-2nd.....	3-5	.375
†Rick Pitino	Providence: 1987-T3d; Kentucky: 93-T3d, 96-CH, 97-2nd; Louisville: 2005-T3d	3-4	.429
†Roy Williams	Kansas: 1991-2nd, 93-T3d, 2002-T3d, 03-2nd; North Carolina: 2005-CH... ..	4-4	.500
4 Times			
Jack Gardner	Kansas St.: 1948-4th, 51-2nd; Utah: 61-4th, 66-4th	1-7	.125
Henry Iba	Oklahoma St.: 1945-CH, 46-CH, 49-2nd, 51-4th.....	5-3	.625
†Tom Izzo	Michigan St.: 1999-T3d, 2000-CH, 01-T3d, 05-T3d.....	2-3	.400
Harold Olsen	Ohio St.: 1939-2nd, 44-T3d, 45-T3d, 46-3rd.....	2-4	.333
Jerry Tarkanian	UNLV: 1977-3rd, 87-T3d, 90-CH, 91-T3d.....	3-3	.500
Fred Taylor	Ohio St.: 1960-CH, 61-2nd, 62-2nd, 68-3rd	5-3	.625
3 Times			
Phog Allen	Kansas: 1940-2nd, 52-CH, 53-2nd.....	4-2	.667
Forddy Anderson	Bradley: 1950-2nd, 54-2nd; Michigan St.: 57-4th.....	2-4	.333
†Jim Boeheim	Syracuse: 1987-2nd, 96-2nd, 2003-CH.....	4-2	.667
Larry Brown	*UCLA: 1980-2nd; Kansas: 86-T3d, 88-CH.....	3-2	.600
Vic Bubas	Duke: 1963-3rd, 64-2nd, 66-3rd	3-3	.500
Harry Combes	Illinois: 1949-3rd, 51-3rd, 52-3rd	3-3	.500
†Steve Fisher	Michigan: 1989-CH, 92-2nd, 93-2nd.....	4-2	.667
Joe B. Hall	Kentucky: 1975-2nd, 78-CH, 84-T3d.....	3-2	.600
Ed Jucker	Cincinnati: 1961-CH, 62-CH, 63-2nd.....	5-1	.833
Nolan Richardson	Arkansas: 1990-T3d, 94-CH, 95-2nd	3-2	.600
Eddie Sutton	Arkansas: 1978-3rd; Oklahoma St.: 95-T3d, 2004-T3d.....	1-3	.250
John Thompson	Georgetown: 1982-2nd, 84-CH, 85-2nd.....	4-2	.667
Phil Woolpert	San Francisco: 1955-CH, 56-CH, 57-3rd.....	5-1	.833
2 Times			
Gene Bartow	Memphis: 1973-2nd; UCLA: 76-3rd	2-2	.500
Dale Brown	LSU: 1981-4th, 86-T3d.....	0-3	.000
†Jim Calhoun	Connecticut: 1999-CH, 2004-CH.....	4-0	1.000
†Billy Donovan	Florida: 2000-2nd, 06-CH.....	3-1	.750
Bruce Drake	Oklahoma: 1939-T3d, 47-2nd.....	1-2	.333
Hugh Durham	Florida St.: 1972-2nd; Georgia: 83-T3d	1-2	.333
Slats Gill	Oregon St.: 1949-4th, 63-4th	0-4	.000
Bill Guthridge	North Carolina: 1998-T3d, 2000-T3d.....	0-2	.000
Bill Henderson	Baylor: 1948-2nd, 50-4th	1-3	.250
Lou Henson	New Mexico St.: 1970-3rd; Illinois: 89-T3d	1-2	.333
Terry Holland	Virginia: 1981-3rd, 84-T3d.....	1-2	.333
Nat Holman	CCNY: 1947-4th, 50-CH	2-2	.500
Doggie Julian	Holy Cross: 1947-CH, 48-3rd.....	3-1	.750
Harry Litwack	Temple: 1956-3rd, 58-3rd.....	2-2	.500
Ken Loeffler	La Salle: 1954-CH, 55-2nd.....	3-1	.750
Branch McCracken	Indiana: 1940-CH, 53-CH.....	4-0	1.000
Al McGuire	Marquette: 1974-2nd, 77-CH	3-1	.750
Frank McGuire	St. John's (N.Y.): 1952-2nd; North Carolina: 57-CH.....	3-1	.750
Ray Meyer	DePaul: 1943-T3d, 79-3rd.....	1-2	.333
Pete Newell	California: 1959-CH, 60-2nd.....	3-1	.750



Photo by Rich Clarkson/NCAA Photos

Mike Krzyzewski, aka Coach K, has taken Duke to the Final Four 10 times and has won it thrice.

Question...

Match the following schools with the one and only year they advanced to the Final Four:

- | | |
|-------------------|---------|
| Arena | City |
| 1. George Mason | A. 1939 |
| 2. Georgia | B. 1941 |
| 3. Indiana St. | C. 1943 |
| 4. Jacksonville | D. 1958 |
| 5. Oregon | E. 1959 |
| 6. Loyola (Ill.) | F. 1962 |
| 7. Notre Dame | G. 1963 |
| 8. Pittsburgh | H. 1965 |
| 9. Princeton | J. 1966 |
| 10. Seattle | K. 1970 |
| 11. Seton Hall | L. 1978 |
| 12. UTEP | M. 1979 |
| 13. Wake Forest | N. 1983 |
| 14. West Virginia | P. 1989 |
| 15. Wyoming | Q. 2006 |

Answer...

- 1-Q, 2-N, 3-M, 4-K, 5-A, 6-G, 7-L, 8-B, 9-H, 10-D, 11-P, 12-J, 13-F, 14-E, 15-C

Tournament trivia



Photo by Rich Clarkson/NCAA Photos

The first Final Four trip for Syracuse was in 1975 when Roy Danforth led the Orange there. One of his assistants was Jim Boeheim, who would go on to take Syracuse to three Final Fours and an NCAA title in 2003.

Coach

- Bucky O'Connor
- Ted Owens
- Lee Rose
- George Smith
- Dave Strack
- † Gary Williams
- Tex Winter

I Time

- † Rick Barnes
- Sam Barry
- Dick Bennett
- † John Brady
- Earl Brown
- † John Calipari
- Howard Cann
- P.J. Carlesimo
- Harold Carlson
- Lou Carnesecca
- Ben Carnevale
- Everett Case
- John Castellani
- Ozzie Cowles
- Frosty Cox
- † Tom Crean
- Bobby Cremins
- Roy Danforth
- Chick Davies
- † Mike Davis
- Everett Dean
- Don Donoher
- Tippy Dye
- Bob Feerick
- Bill E. Foster
- Bud Foster
- Jack Friel
- Dave Gavitt
- Bully Gilstrap
- Jack Gray
- Elmer Gross
- Dick Harp
- Jim Harrick
- Clem Haskins
- Don Haskins
- Doc Hayes
- Jud Heathcote
- † Paul Hewitt
- Peck Hickman
- Howard Hobson
- Bill Hodges
- † Ben Howland
- † Bob Huggins
- George Ireland
- Maurice John
- George King
- Dana Kirk
- Jack Kraft
- † Lon Kruger
- Eugene Lambert
- † Jim Larranaga
- Bebe Lee
- Rick Majerus
- Rollie Massimino
- Bones McKinney
- Louis Menze
- Mike Montgomery
- Jim O'Brien
- Johnny Oldham
- Johnny Orr
- Vadal Peterson
- Digger Phelps
- Nibs Price
- Harry Rabenhorst
- Jack Ramsay
- Elmer Ripley
- Glen Rose
- Lou Rossini
- † Kelvin Sampson
- Fred Schaus
- Alex Severance
- Everett Shelton
- Norm Sloan
- † Tubby Smith
- Gary Thompson
- Billy Tubbs

Tournament Team: Year-Finish

Iowa: 1955-4th, 56-2nd	W-L	Pct.
Kansas: 1971-4th, 74-4th	1-3	.250
Charlotte: 1977-4th; Purdue: 80-3rd	0-4	.000
Cincinnati: 1959-3rd, 60-3rd	1-3	.250
Michigan: 1964-3rd, 65-2nd	2-2	.500
	2-2	.500
Maryland: 2001-T3d, 2002-CH	2-1	.667
Kansas St.: 1958-4th, 64-4th	0-4	.000
Texas: 2003-T3d	0-1	.000
Southern California: 1940-T3d	0-1	.000
Wisconsin: 2000-T3d	0-1	.000
LSU: 2006-T3d	0-1	.000
Dartmouth: 1944-2nd	1-1	.500
Massachusetts: 1996-T3d	0-1	.000
New York U.: 1945-2nd	1-1	.500
Seton Hall: 1989-2nd	1-1	.500
Pittsburgh: 1941-T3d	0-1	.000
St. John's (N.Y.): 1985-T3d	0-1	.000
North Carolina: 1946-2nd	1-1	.500
North Carolina St.: 1950-3rd	1-1	.500
Seattle: 1958-2nd	1-1	.500
Dartmouth: 1942-2nd	1-1	.500
Colorado: 1942-T3d	0-1	.000
Marquette: 2003-T3d	0-1	.000
Georgia Tech: 1990-T3d	0-1	.000
Syracuse: 1975-4th	0-2	.000
Duquesne: 1940-T3d	0-1	.000
Indiana: 2002-2nd	1-1	.500
Stanford: 1942-CH	2-0	1.000
Dayton: 1967-2nd	1-1	.500
Washington: 1953-3rd	1-1	.500
Santa Clara: 1952-4th	0-2	.000
Duke: 1978-2nd	1-1	.500
Wisconsin: 1941-CH	2-0	1.000
Washington St.: 1941-2nd	1-1	.500
Providence: 1973-4th	0-2	.000
Texas: 1943-T3d	0-1	.000
Texas: 1947-3rd	1-1	.500
Penn St.: 1954-3rd	1-1	.500
Kansas: 1957-2nd	1-1	.500
UCLA: 1995-CH	2-0	1.000
*Minnesota: 1997-T3d	0-1	.000
UTEP: 1966-CH	2-0	1.000
SMU: 1956-4th	0-2	.000
Michigan St.: 1979-CH	2-0	1.000
Georgia Tech: 2004-2nd	1-1	.500
Louisville: 1959-4th	0-2	.000
Oregon: 1939-CH	2-0	1.000
Indiana St.: 1979-2nd	1-1	.500
UCLA: 2006-2nd	1-1	.500
Cincinnati: 1992-T3d	0-1	.000
Loyola (Ill.): 1963-CH	2-0	1.000
Drake: 1969-3rd	1-1	.500
Purdue: 1969-2nd	1-1	.500
*Memphis: 1985-T3d	0-1	.000
*Villanova: 1971-2nd	1-1	.500
Florida: 1994-T3d	0-1	.000
Arkansas: 1945-T3d	0-1	.000
George Mason: 2006-T3d	0-1	.000
Colorado: 1955-3rd	1-1	.500
Utah: 1998-2nd	1-1	.500
Villanova: 1985-CH	2-0	1.000
Wake Forest: 1962-3rd	1-1	.500
Iowa St.: 1944-T3d	0-1	.000
Stanford: 1998-T3d	0-1	.000
Ohio St.: 1999-T3d	0-1	.000
*Western Ky.: 1971-3rd	1-1	.500
Michigan: 1976-2nd	1-1	.500
Utah: 1944-CH	2-0	1.000
Noire Dame: 1978-4th	0-2	.000
California: 1946-4th	0-2	.000
LSU: 1953-4th	0-2	.000
*St. Joseph's: 1961-3rd	1-1	.500
Georgetown: 1943-2nd	1-1	.500
Arkansas: 1941-T3d	0-1	.000
New York U.: 1960-4th	0-2	.000
Oklahoma: 2002-T3d	0-1	.000
West Virginia: 1959-2nd	1-1	.500
Villanova: 1939-T3d	0-1	.000
Wyoming: 1943-CH	2-0	1.000
North Carolina St.: 1974-CH	2-0	1.000
Kentucky: 1998-CH	2-0	1.000
Wichita St.: 1965-4th	0-2	.000
Oklahoma: 1988-2nd	1-1	.500

Tournament trivia

Question...

What two schools from the same conference were the first to play each other in the championship game?

Answer...

Indiana defeated Michigan in the 1976 title game

Coach	Tournament Team: Year-Finish	W-L	Pct.
Forrest Twogood	Southern California: 1954-4th	0-2	.000
Jim Valvano	North Carolina St.: 1983-CH	2-0	1.000
Butch van Breda Kolff	Princeton: 1965-3rd	1-1	.500
† Bruce Weber	Illinois: 2005-2nd	1-1	.500
Bob Weinbauer	Penn: 1979-4th	0-2	.000
Larry Weise	St. Bonaventure: 1970-4th	0-2	.000
Joe Williams	Jacksonville: 1970-2nd	1-1	.500
Richard Williams	Mississippi St.: 1996-T3d	0-1	.000
Tom Young	Rutgers: 1976-4th	0-2	.000

† Active. *Final Four records later vacated.




Photo by Rich Clarkson/NCAA Photos

Coach Butch van Breda Kolff led Princeton to the Final Four in 1965 with lots of help from his star player sitting next to him, Bill Bradley.

Championship Coaches' Ages

Coach's age the day his team won the championship.

YOUNGEST

Rk.	Coach	School	Championship		Age of Coach		
			Year	Yrs	Ms	Ds	
1.	Branch McCracken	Indiana	1940	31	9	21	
2.	Harold Foster	Wisconsin	1941	34	9	29	
3.	Fred Taylor	Ohio St.	1960	35	3	16	
4.	Bob Knight	Indiana	1976	35	5	4	
5.	Howard Hobson	Oregon	1939	35	8	23	
6.	Don Haskins	UTEP	1966	36	0	5	
7.	Jim Valvano	North Carolina St.	1983	37	0	24	
8.	Phil Woolpert	San Francisco	1955	39	2	0	
9.	Phil Woolpert	San Francisco	1956	40	2	5	
10.	Frank McGuire	North Carolina	1957	40	4	15	

OLDEST

Rk.	Coach	School	Championship		Age of Coach		
			Year	Yrs	Ms	Ds	
1.	Phog Allen	Kansas	1952	66	4	8	
2.	John Wooden	UCLA	1975	64	5	17	
3.	Lute Olson	Arizona	1997	62	6	9	
4.	John Wooden	UCLA	1973	62	5	12	
5.	Dean Smith	North Carolina	1993	62	1	7	
6.	Jim Calhoun	Connecticut	2004	61	10	25	
7.	John Wooden	UCLA	1972	61	5	11	
8.	John Wooden	UCLA	1971	60	5	13	
9.	Jerry Tarkanian	UNLV	1990	59	7	24	
10.	John Wooden	UCLA	1970	59	5	7	

ACTIVE YOUNGEST TO OLDEST

Rk.	Coach	School	Championship		Age of Coach		
			Year	Yrs	Ms	Ds	
1.	Bob Knight	Indiana	1976	35	5	4	
2.	Bob Knight	Indiana	1981	40	5	5	
3.	Billy Donovan	Florida	2006	40	10	3	
4.	Rick Pitino	Kentucky	1996	43	6	13	
5.	Steve Fisher	Michigan	1989	44	0	9	
6.	Mike Krzyzewski	Duke	1991	44	1	18	
7.	Mike Krzyzewski	Duke	1992	45	1	23	
8.	Tom Izzo	Michigan St.	2000	45	2	3	
9.	Bob Knight	Indiana	1987	46	5	5	
10.	Tubby Smith	Kentucky	1998	46	9	0	
11.	Mike Krzyzewski	Duke	2001	54	1	19	
12.	Roy Williams	North Carolina	2005	54	8	3	
13.	Jim Calhoun	Connecticut	1999	56	10	19	
14.	Gary Williams	Maryland	2002	57	0	27	
15.	Jim Boeheim	Syracuse	2003	58	4	20	
16.	Jim Calhoun	Connecticut	2004	61	10	25	
17.	Lute Olson	Arizona	1997	62	6	9	

Tournament Coaches

Coach (Alma Mater)	Career Record, Tourney Teams and Years in Tourney	Tournament				Last Year of Career
		Yrs	W	L	Pct.	
Ron Abegglen (Brigham Young 1962)	13: 260-129; Weber St.: 1995, 99	2	2	2	.500	1999
Dick Acres (UC Santa Barb.)	3: 47-34; Oral Roberts: 1984	1	0	1	.000	1985
Mike Adras (UC Santa Barb.)	1983 Northern Ariz.: 2000	1	0	1	.000	Active
Stan Albeck (Bradley 1955)	19: 284-188; Bradley: 1988	1	0	1	.000	1991
Cy Alexander (Catawba 1975)	South Carolina St.: 1989, 96, 98, 2000, 03	5	0	5	.000	Active
Steve Alford (Indiana 1987)	1 at Missouri St.: 1999; 3 at Iowa: 2001, 05, 06	4	3	4	.429	Active
Frankie Allen (Roanoke 1971)	18: 223-294; Tennessee St.: 1993, 94	2	0	2	.000	2005
George Allen (West Virginia 1935)	3: 39-20; Brown: 1939-RR	1	0	1	.000	1941
Phog Allen (Kansas 1906)	46: 770-233; Kansas: 1940-2nd, 42RR, 52-CH, 53-2nd	4	10	3	.769	1956
Sonny Allen (Marshall 1959)	22: 356-260; Nevada: 1984, 85	2	0	2	.000	1987
Dana Altman (Eastern N.M. 1980)	1 at Kansas St.: 1993; 6 at Creighton: 99, 2000, 01, 02, 03, 05	7	2	7	.222	Active
Tommy Amaker (Duke 1987)	Seton Hall: 2000	1	2	1	.667	Active
Ladell Andersen (Utah St. 1951)	16: 286-168; 5 at Utah St.: 1962, 63, 64, 70-RR, 71; 3 at Brigham Young: 84, 87, 88	8	6	10	.375	1989
Forddy Anderson (Stanford 1942)	24: 368-234; 2 at Bradley: 1950-2nd, 54-2nd; 2 at Michigan St.: 57-4th, 59-RR	4	9	5	.643	1970
Harold Anderson (Otterbein 1924)	29: 504-226; Bowling Green: 1959, 62, 63	3	1	4	.200	1963
Jim Anderson (Oregon St. 1959)	6: 79-90; Oregon St.: 1990	1	0	1	.000	1995

Question...

Who is the only player to play for two schools in two different Final Four championship games?

Answer...

Bob Bender, former coach at Washington, played in the 1976 title game for Indiana's title-winning team, and two years later scored seven points for Duke in a losing cause to Kentucky in the season's final game. Steve Krafcsin is the only other player to play in two Final Fours for two different schools. Krafcsin played for North Carolina in 1977 and Iowa in 1980.

Tournament trivia

THE COACHES



Photo by Rich Clarkson/NCAA Photos

Among the many accomplishments of Larry Brown in his coaching career, is the fact that he is one of three coaches to win the NCAA title in his last game as a collegiate coach. The other two are Al McGuire and John Wooden.

Coach (Alma Mater)	Career Record, Tourney Teams and Years in Tourney				Last Year of Career
	Yrs	W	L	Pct.	
Mike Anderson (Tulsa 1982) UAB: 2004, 05, 06.....	3	3	3	.500	Active
Tevester Anderson (Ark.-Pine Bluff 1962) Murray St.: 1999, 2002	2	0	2	.000	Active
Tom Apke (Creighton 1965) 22: 328-292; Creighton: 1975, 78, 81	3	0	3	.000	1996
Lynn Archibald (Fresno St. 1968) 11: 163-152; Utah: 1986	1	0	1	.000	1989
Frank Arnold (Idaho St. 1956) 10: 148-139; Brigham Young: 1979, 80, 81-RR.....	3	3	3	.500	1987
Murray Arnold (American 1960) 22: 407-221; 3 at Chattanooga: 1981, 82, 83; 1 at Western Ky.: 87	4	2	4	.333	2001
Ronnie Arrow (Texas St. 1969) 8: 122-108; South Ala.: 1989, 91.....	2	1	2	.333	1995
Tom Asbury (Wyoming 1967) 12: 210-147; 3 at Pepperdine: 1991, 92, 94; 1 at Kansas St.: 96	4	0	4	.000	2000
Presley Askew (Southeastern Okla. 1930) 15: 179-181; New Mexico St.: 1959, 60....	2	0	2	.000	1965
Randy Ayers [Miami (Ohio) 1978] 8: 124-108; Ohio St.: 1990, 91, 92-RR.....	3	6	3	.667	1997
John Bach (Fordham 1948) 28: 384-314; Fordham: 1953, 54	2	0	2	.000	1978
Jim Baechold (Eastern Ky. 1952) 6: 70-57; Eastern Ky.: 1965	1	0	1	.000	1967
Tay Baker (Cincinnati 1950) 13: 195-149; Cincinnati: 1966	1	0	2	.000	1979
Kevin Bannon (St. Peter's 1979) 19: 335-211; Rider: 1993, 94	2	0	2	.000	2001
Milton Barnes (Albion 1979) 4: 62-53; Eastern Wash.: 1998	1	0	1	.000	2000
Rick Barnes (Lenoir-Rhyne 1977) 3 at Providence: 1989, 90, 94; 3 at Clemson: 96, 97, 98; 8 at Texas: 99, 2000, 01, 02, 03-T3d, 04, 05, 06-RR....	14	14	14	.500	Active
Rod Barnes (Mississippi 1988) 8: 141-109; Mississippi: 1999, 2001, 02.....	3	3	3	.500	2006
J.D. Barnett (Winona St. 1966) 21: 345-254; 5 at VCU: 1980, 81, 83, 84, 85; 2 at Tulsa: 86, 87	7	4	7	.364	1999
Jim Baron (St. Bonaventure 1977) 1 at St. Francis (Pa.): 1991; 1 at St. Bonaventure: 2000.....	2	0	2	.000	Active
Tony Barone (Duke 1968) 13: 178-202; Creighton: 1989, 91.....	2	1	2	.333	1998
Peter Barry (San Francisco 1970) 2: 49-13; San Francisco: 1981, 82	2	0	2	.000	1982
Sam Barry (Wisconsin 1916) 28: 365-217; Southern California: 1940-T3d	1	1	1	.500	1950
Gene Bartow (Truman 1953) 34: 647-353; 1 at Memphis: 1973-2nd; 2 at UCLA: 76-3rd, 77; 9 at UAB: 81, 82-RR, 83, 84, 85, 86, 87, 90, 94.....	12	14	12	.538	1996
Murry Bartow (UAB 1985) 1 at UAB: 1999; 1 at East Tenn. St.: 2004	2	0	2	.000	Active
Bill Bayno (Sacred Heart 1985) 6: 94-64; UNLV: 1998, 2000.....	2	0	2	.000	2001
Butch Beard (Louisville 1972) 9: 84-174; Howard: 1992	1	0	1	.000	2006
John Beilein (Wheeling Jesuit 1975) 1 at Canisius: 1996; 1 at Richmond: 98; 2 at West Virginia: 2005-RR, 06.....	4	6	4	.600	Active
Steve Belko (Idaho 1939) 26: 287-263; 4 at Idaho St.: 1953, 54, 55, 56; 2 at Oregon: 60-RR, 61	6	4	6	.400	1971
Dan Belluomini (San Francisco 1964) 2: 44-14; San Francisco: 1979.....	1	1	1	.500	1980
Dutch Belnap (Utah St. 1958) 6: 108-56; Utah St.: 1975, 79	2	0	2	.000	1979
Bob Bender (Duke 1980) 13: 176-199; 1 at Illinois St.: 1990; 2 at Washington: 98, 99 ...	3	2	3	.400	2002
Dick Bennett (Ripon 1965) 28: 490-306; 3 at Wis.-Green Bay: 1991, 94, 95; 3 at Wisconsin: 97, 99, 2000-T3d	6	5	6	.455	2006
Randy Bennett (UC San Diego 1986) St. Mary's (Cal.): 2005	1	0	1	.000	Active
Russ Bergman (LSU 1970) 19: 306-246; Coastal Caro.: 1991, 93	2	0	2	.000	1994
Bill Berry (Michigan St. 1965) 10: 142-144; San Jose St.: 1980	1	0	1	.000	1989
Bill Bibb (Ky. Wesleyan 1957) 15: 222-194; Mercer: 1981, 85	2	0	2	.000	1989
Henry Bibby (UCLA 1972) Southern California: 1997, 2001-RR, 02.....	3	3	3	.500	Active
Eddie Biedenbach (North Carolina St. 1968) UNC Asheville: 2003.....	1	1	1	.500	Active
Leon Black (Texas 1953) 9: 106-121; Texas: 1972, 74.....	2	1	3	.250	1976
Tom Blackburn [Wilmington (Ohio) 1931] 17: 352-141; Dayton: 1952.....	1	1	1	.500	1964
Bill Blair (VMI 1964) 9: 114-130; VMI: 1976-RR	1	2	1	.667	1981
George Blaney (Holy Cross 1961) 30: 459-382; Holy Cross: 1977, 80, 93.....	3	0	3	.000	1997
Dave Bliss (Cornell 1965) 28: 526-328; 1 at Oklahoma: 1979; 3 at Southern Methodist: 84, 85, 88; 7 at New Mexico: 91, 93, 94, 96, 97, 98, 99.....	11	8	11	.421	2003
Jim Boehm (Syracuse 1966) Syracuse: 1977, 78, 79, 80, 83, 84, 85, 86, 87-2nd, 88, 89-RR, 90, 91, 92, 94, 95, 96-2nd, 98, 99, 2000, 01, 03-CH, 04, 05, 06	25	40	25	.615	Active
Jim Boutin (Lewis & Clark 1964) 23: 397-253; Idaho St.: 1987	1	0	1	.000	1990
Bob Boyd (Southern California 1953) 20: 312-231; 1 at Seattle: 1964; 1 at Southern California: 79	2	3	2	.600	1986
Jim Boyle (St. Joseph's 1964) 9: 151-114; St. Joseph's: 1982, 86.....	2	1	2	.333	1990
Todd Bozeman* (Rhode Island 1986) California: 1993, 94, 96*	3	2	3	.400	Active
John Brady (Belhaven 1976) LSU: 2000, 03, 05, 06-T3d.....	4	6	4	.600	Active
Harold Bradley (Hartwick 1934) 20: 337-169; 1 at Duke: 1955; 2 at Texas: 60, 63... Ron Bradley (Eastern Nazarene 1973) 16: 288-176; Radford: 1998.....	3	2	4	.333	1967
Jim Brandenburg (Colorado St. 1958) 16: 267-199; Wyoming: 1981, 82, 87.....	1	0	1	.000	2002
Buster Brannon (TCU 1933) 24: 285-290; 2 at Rice: 1940-RR, 42-RR; 3 at TCU: 52, 53, 59	3	4	3	.571	1992
Bobby Braswell (Cal St. Northridge 1984) Cal St. Northridge: 2001	5	4	6	.400	1967
Ben Braun (Wisconsin 1975) 3 at Eastern Mich.: 1988, 91, 96; 5 at California: 97, 2001, 02, 03, 06	1	0	1	.000	Active
John Breeden (Montana St. 1929) 17: 283-198; Montana St.: 1951.....	8	7	8	.467	Active
Tom Brennan (Georgia 1971) 24: 316-352; Vermont: 2003, 04, 05	1	0	1	.000	1954
Mike Brey (George Washington 1982) 2 at Delaware: 1998, 99; 3 at Notre Dame: 2001, 02, 03.....	3	1	3	.250	2005
Al Brightman [Charleston (W.Va.)] 8: 174-67; Seattle: 1953, 54, 55, 56.....	5	4	5	.444	Active
J. Madison Brooks (Louisiana Tech 1937) 25: 370-267; East Tenn. St.: 1968.....	4	4	6	.400	1956
Rickey Broussard (La.-Lafayette 1970) 12: 150-183; Nicholls St.: 1995, 98	1	1	2	.333	1973
Jim Brovelli (San Francisco 1964) 21: 289-288; San Diego: 1984	2	0	2	.000	2002
Al Brown (Purdue 1964) 5: 68-75; Ball St.: 1986.....	1	0	1	.000	1995
Dale Brown (Minot St. 1957) 25: 448-301; LSU: 1979, 80-RR, 81-4th, 84, 85, 86-T3d, 87-RR, 88, 89, 90, 91, 92, 93.....	1	0	1	.000	1987
Earl Brown (Notre Dame 1939) 1: 19-2; Dartmouth: 1944-2nd.....	13	15	14	.517	1997
Larry Brown* (North Carolina 1963) 7: 172-60; 2 at UCLA: 1980-2nd*, 81; 5 at Kansas: 84, 85, 86-T3d, 87, 88-CH	1	2	1	.667	1944
	7	19	6	.760	1988

Tournament trivia

Question...

Who is the only man to coach teams to the NCAA championship and the NBA championship?

Answer...

Larry Brown, Kansas in 1988 and Detroit Pistons in 2004.

Coach (Alma Mater)	Career Record, Tourney Teams and Years in Tourney			Tournament			Last Year of Career
	Yrs	W	L	Pct.	W	L	
Will Brown (Dowling 1995) Albany (N.Y.): 2006.....	1	0	1	.000	Active		
Brad Brownell (DePauw 1991) UNC Wilmington: 2003, 06.....	2	0	2	.000	Active		
Jack Bruen (Catholic 1972) 16: 226-214; Colgate: 1995, 96.....	2	0	2	.000	1998		
Vic Bubas (North Carolina St. 1951) 10: 213-67; Duke: 1960-RR, 63-3rd, 64-2nd, 66-3rd.....	4	11	4	.733	1969		
Morris Buckwalter (Utah 1956) 5: 78-54; Seattle: 1969.....	1	0	1	.000	1972		
Mitch Buonaguro (Boston College 1975) 6: 72-103; Fairfield: 1986, 87.....	2	0	2	.000	1991		
Eddie Burke (La Salle 1967) 14: 205-189; Drexel: 1986.....	1	0	1	.000	1991		
Ken Burmeister [St. Mary's (Tex.) 1971] UTSA: 1988.....	1	0	1	.000	Active		
Jerry Bush [St. John's ([N.Y.] 1938) 16: 209-190; Toledo: 1954.....	1	0	1	.000	1963		
Ed Byhre (Augustana [S.D.] 1966) 5: 69-63; Eastern Ky.: 1979.....	1	0	1	.000	1981		
Rick Byrd (Tennessee 1976) Belmont: 2006.....	1	0	1	.000	Active		
Jeff Bzdelik (Ill.-Chicago 1976) Air Force: 2006.....	1	0	1	.000	Active		
Jim Calhoun* (American Int'l 1966) 5 at Northeastern: 1981, 82, 84, 85, 86; 14 at Connecticut: 90-RR, 91, 92, 94, 95-RR, 96*, 98-RR, 99-CH, 2000, 02-RR, 03, 04-CH, 05, 06-RR.....	19	41	17	.707	Active		
Robert Calihan (Detroit 1940) 21: 299-242; Detroit: 1962.....	1	0	1	.000	1969		
John Calipari* (Clarion 1982) 5 at Massachusetts: 1992, 93, 94, 95-RR, 96-T3d*; 3 at Memphis: 2003, 04, 06-RR.....	8	15	8	.652	Active		
Dave Calloway (Monmouth 1991) Monmouth: 2001, 04, 06.....	3	1	3	.250	Active		
Ernie Calverley (Rhode Island 1946) 11: 154-125; Rhode Island: 1961, 66.....	2	0	2	.000	1968		
Lou Campanelli (Montclair St. 1960) 21: 361-226; 3 at James Madison: 1981, 82, 83; 1 at California: 90.....	4	4	4	.500	1993		
Howard Cann (New York U. 1920) 35: 409-232; New York U.: 1943-RR, 45-2nd, 46-RR.....	3	3	4	.429	1958		
Jeff Capel (Fayetteville St. 1977) 12: 201-162; 1 at N.C. A&T: 1994; 2 at Old Dominion: 95, 97.....	3	1	3	.250	2001		
Jeff Capel III (Duke 1997) VCU: 2004.....	1	0	1	.000	Active		
Franklin Cappon# (Michigan 1924) 28: 361-257; Princeton: 1952, 55, 60.....	3	0	5	.000	1961		
P.J. Carlesimo (Fordham 1971) 19: 291-272; Seton Hall: 1988, 89-2nd, 91-RR, 92, 93, 94.....	6	12	6	.667	1994		
Henry Carlson (Pittsburgh 1917) 31: 367-248; Pittsburgh: 1941-T3d.....	1	1	1	.500	1953		
Bill Carmody [Union (N.Y.) 1975] Princeton: 1997, 98.....	2	1	2	.333	Active		
Lou Carnececa [St. John's (N.Y.) 1946] 24: 526-200; St. John's (N.Y.): 1967, 68, 69, 76, 77, 78, 79-RR, 80, 82, 83, 84, 85-T3d, 86, 87, 88, 90, 91-RR, 92.....	18	17	20	.459	1992		
Ben Carnevale (New York U. 1938) 22: 309-171; 1 at North Carolina: 1946-2nd; 5 at Navy: 47-RR, 53, 54-RR, 59, 60.....	6	6	7	.462	1966		
John Carpenter (Penn St. 1958) 23: 292-328; Rider: 1984.....	1	0	1	.000	1989		
Pete Carril (Lafayette 1952) 30: 525-273; Princeton: 1969, 76, 77, 81, 83, 84, 89, 90, 91, 92, 96.....	11	4	11	.267	1996		
Tim Carter (Kansas 1979) 12: 171-168; UTSA: 1999, 2004.....	2	0	2	.000	2006		
Everett Case (Wisconsin 1923) 18: 377-134; North Carolina St.: 1950-3rd, 51-RR, 52, 54, 56.....	5	6	6	.500	1964		
Don Casey (Temple 1970) 9: 151-94; Temple: 1979.....	1	0	1	.000	1982		
John Castellani (Notre Dame 1952) 2: 45-9; Seattle: 1958-2nd.....	1	4	1	.800	1958		
Gale Catlett (West Virginia 1963) 30: 565-325; 3 at Cincinnati: 1975, 76, 77; 8 at West Virginia: 82, 83, 84, 86, 87, 89, 92, 98.....	11	7	11	.389	2002		
Vince Cazzetta# (Arnold 1950) 5: 94-39; Seattle: 1961, 62.....	2	0	2	.000	1963		
John Chaney (Bethune-Cookman 1955) 34: 741-312; Temple: 1984, 85, 86, 87, 88-RR, 90, 91-RR, 92, 93-RR, 94, 95, 96, 97, 98, 99-RR, 2000, 01-RR.....	17	23	17	.575	2006		
Rob Chavez (Mesa St. 1980) 9: 121-130; Portland: 1996.....	1	0	1	.000	2001		
Roy Chipman (Maine 1961) 18: 326-160; Pittsburgh: 1981, 82, 85.....	3	1	3	.250	1986		
Jim Christian (Rhode Island 1988) Kent St.: 2006.....	1	0	1	.000	Active		
Mike Cingiser (Brown 1962) 10: 93-170; Brown: 1986.....	1	0	1	.000	1991		
John Cinicola (Duquesne 1955) 4: 52-56; Duquesne: 1977.....	1	0	1	.000	1978		
Perry Clark (Gettysburg 1974) 15: 250-199; 3 at Tulane: 1992, 93, 95; 1 at Miami (Fla.): 2002.....	4	3	4	.429	2004		
Mickey Clayton (Florida A&M 1975) 6: 48-105; Florida A&M: 1999.....	1	0	1	.000	2001		
Steve Cleveland (UC Irvine 1976) Brigham Young: 2001, 03, 04.....	3	0	3	.000	Active		
Richard Cochran (Tufts 1934) 2: 17-17; Tufts: 1945-RR.....	1	0	2	.000	1946		
Josh Cody (Vanderbilt 1920) 24: 259-243; Temple: 1944-RR.....	1	1	1	.500	1952		
Charlie Coles [Miami (Ohio) 1965] 1 at Central Mich.: 1987; 2 at Miami (Ohio): 97, 99.....	3	2	3	.400	Active		
Barry Collier (Butler 1976) Butler: 1997, 98, 2000.....	3	0	3	.000	Active		
Bobby Collins (Eastern Ky. 1991) Hampton: 2006.....	1	0	1	.000	Active		
Jimmy Collins (New Mexico St. 1970) Ill.-Chicago: 1998, 2002, 04.....	3	0	3	.000	Active		
Gary Colson (David Lipscomb 1956) 34: 563-385; Pepperdine: 1976, 79.....	2	2	2	.500	1995		
Harry Combes (Illinois 1937) 20: 316-150; Illinois: 1949-3rd, 51-3rd, 52-3rd, 63-RR.....	4	9	4	.692	1967		
Bus Connor (Idaho St. 1955) 8: 93-106; Boise St.: 1976.....	1	0	1	.000	1980		
Tom Conrad (Old Dominion 1979) 4: 42-72; Charleston So.: 1997.....	1	0	1	.000	2000		
Don Corbett [Lincoln (Mo.) 1965] 22: 413-204; N.C. A&T: 1982, 83, 84, 85, 86, 87, 88.....	7	0	7	.000	1993		
Paul Cormier (New Hampshire 1973) 14: 173-206; Fairfield: 1997.....	1	0	1	.000	1998		
Ronnie Courtney (McMurry 1981) Texas Southern: 2003.....	1	0	1	.000	Active		
Bob Cousy (Holy Cross 1948) 6: 114-38; Boston College: 1967-RR, 68.....	2	2	2	.500	1969		
Ozzie Cowles (Carleton 1922) 31: 421-198; 3 at Dartmouth: 1941-RR, 42-2nd, 43-RR; 1 at Michigan: 48-RR.....	4	5	4	.556	1959		
Frosty Cox (Kansas 1930) 18: 203-151; Colorado: 1940-RR, 42-T3d, 46-RR.....	3	2	4	.333	1960		
Joe Cravens (Texas-Arlington 1977) 11: 170-141; Weber St.: 2003.....	1	0	1	.000	2006		
Tom Crean (Central Mich. 1989) Marquette: 2002, 03-T3d, 06.....	3	4	3	.571	Active		
Bobby Cremins (South Carolina 1970) 1 at Appalachian St.: 1979; 10 at Georgia Tech: 85-RR, 86, 87, 88, 89, 90-T3d, 91, 92, 93, 96.....	11	15	11	.577	Active		
Jim Crews (Indiana 1976) Evansville: 1989, 92, 93, 99.....	4	1	4	.200	Active		



Photo by Rich Clarkson/NCAA Photos

Jim Calhoun has made 19 NCAA tournament appearances and picked up the championship trophy twice: both with Connecticut in 1999 and 2004.

Question...

Who are the only four coaches to lead four different teams into the NCAA tournament?

Answer...

Lefty Driesell, Jim Harrick, Rick Pitino and Eddie Sutton

Tournament trivia

THE COACHES



AP Photo/NCAA Photos

Washington coach Tippy Dye gave some advice to his star player, Bob Houbregs, during the 1953 Final Four. Dye totaled six wins in three tournament appearances in the early 1950s.

Coach (Alma Mater)	Career Record, Tourney Teams and Years in Tourney			Tournament			Last Year of Career
	Yrs	W	L	Pct.	W	L	
Mick Cronin (Cincinnati 1997) Murray St.: 2004, 06	2	0	2	.000			Active
Denny Crum (UCLA 1959) 30: 675-295; Louisville: 1972-4th, 74, 75-3rd, 77, 78, 79, 80-CH, 81, 82-T3d, 83-T3d, 84, 86-CH, 88, 89, 90, 92, 93, 94, 95, 96, 97-RR, 99, 2000	23	42	23	.646			2001
Gary Cunningham (UCLA 1962) 2: 50-8; UCLA: 1978, 79-RR	2	3	2	.600			1979
Joseph Curran (Canisius 1943) 6: 76-66; Canisius: 1955-RR, 56-RR, 57	3	6	3	.667			1959
Howie Dallmar (Stanford 1948) 27: 363-315; Penn: 1953	1	1	1	.500			1975
Chuck Daly (Bloomburg 1953) 8: 151-62; Penn: 1972-RR, 73, 74, 75	4	3	5	.375			1977
Roy Danforth (Southern Miss. 1962) 13: 193-161; Syracuse: 1973, 74, 75-4th, 76	4	5	5	.500			1981
Dick Davey (Pacific 1964) Santa Clara: 1993, 95, 96	3	2	3	.400			Active
George Davidson (Lafayette 1951) 12: 170-116; Lafayette: 1957	1	0	2	.000			1967
Chick Davies (Duquesne 1934) 21: 314-106; Duquesne: 1940-T3d	1	1	1	.500			1948
Kermit Davis Jr. (Mississippi St. 1982) Idaho: 1989, 90	2	0	2	.000			Active
Mike Davis (Alabama 1983) Indiana: 2001, 02-2nd, 03, 06	4	7	4	.636			Active
Tom Davis (Wis.-Platteville 1960) 2 at Boston College: 1981, 82-RR; 9 at Iowa: 87-RR, 88, 89, 91, 92, 93, 96, 97, 99	11	18	11	.621			Active
Everett Dean (Indiana 1921) 28: 374-215; Stanford: 1942-CH	1	3	01.000				1951
Mike Deane (Potsdam St. 1974) 1 at Siena: 1989; 2 at Marquette: 96, 97; 1 at Lamar: 2000	4	2	4	.333			Active
Ed DeChellis (Penn St. 1982) East Tenn. St.: 2003	1	0	1	.000			Active
Johnny Dee (Notre Dame 1946) 11: 184-105; Notre Dame: 1965, 69, 70, 71	4	2	6	.250			1971
Benny Dees (Wyoming 1958) 12: 197-144; 1 at New Orleans: 1987; 1 at Wyoming: 88	2	1	2	.333			1995
Mike Dement (East Caro. 1976) Cornell: 1988	1	0	1	.000			Active
Don DeVoe (Ohio St. 1964) 31: 512-389; 1 at Virginia Tech: 1976; 6 at Tennessee: 79, 80, 81, 82, 83, 89; 3 at Navy: 94, 97, 98	10	5	10	.333			2004
Howie Dickenman (Central Conn. St. 1970) Central Conn. St.: 2000, 02	2	0	2	.000			Active
James Dickey* (Central Ark. 1976) 10: 166-124; Texas Tech: 1993, 96*	2	2	2	.500			2001
Ed Diddle (Centre 1921) 42: 759-302; Western Ky.: 1940-RR, 60, 62	3	3	4	.429			1964
Jamie Dixon (TCU 1987) Pittsburgh: 2004, 05, 06	3	3	3	.500			Active
Matt Doherty (North Carolina 1984) North Carolina: 2001	1	1	1	.500			Active
Bob Donewald (Hanover 1964) 22: 358-277; 3 at Illinois St.: 1983, 84, 85; 1 at Western Mich.: 98	4	3	4	.429			2000
Don Donoher (Dayton 1954) 25: 437-275; Dayton: 1965, 66, 67-2nd, 69, 70, 74, 84-RR, 85	8	11	10	.524			1989
Billy Donovan (Providence 1987) Florida: 1999, 2000-2nd, 01, 02, 03, 04, 05, 06-CH	8	16	7	.696			Active
Eddie Donovan (St. Bonaventure 1950) 8: 139-57; St. Bonaventure: 1961	1	2	1	.667			1961
William Donovan (Loyola Marymount 1950) 8: 107-101; Loyola Marymount: 1961	1	1	1	.500			1961
Duck Dowell (Westminster (Mo.) 1933) 20: 263-263; Pepperdine: 1962	1	1	1	.500			1968
Bruce Drake (Oklahoma 1929) 17: 200-181; Oklahoma: 1939-T3d, 43-RR, 47-2nd	3	4	3	.571			1955
Homer Drew (William Jewell 1966) Valparaiso: 1996, 97, 98, 99, 2000, 02, 04	7	2	7	.222			Active
Lefty Driesell (Duke 1954) 42: 800-409; 3 at Davidson: 1966, 68-RR, 69-RR; 8 at Maryland: 73-RR, 75-RR, 80, 81, 83, 84, 85, 86; 1 at James Madison: 94; 1 at Georgia St.: 2001	13	16	14	.533			2003
John Dromo (John Carroll 1939) 4: 80-31; Louisville: 1968	1	1	1	.500			1971
Al Duer (Emporia St. 1929) 9: 176-95; Pepperdine: 1944-RR	1	0	2	.000			1948
Jerry Dunn (George Mason 1980) 8: 117-121; Penn St.: 1996, 2001	2	2	2	.500			2003
Fran Dunphy (La Salle 1970) Penn: 1993, 94, 95, 99, 2000, 02, 03, 05, 06	9	1	9	.100			Active
Randy Dunton (Baptist Bible (Mo.) 1984) Liberty: 2004	1	0	1	.000			Active
Hugh Durham* (Florida St. 1959) 37: 633-429; 3 at Florida St.: 1968, 72-2nd, 78; 5 at Georgia: 83-T3d, 85*, 87, 90, 91	8	8	8	.500			2005
Jarrett Durham (Duquesne 1971) 12: 157-183; Robert Morris: 1989, 90, 92	3	0	3	.000			1996
Mick Durham (Montana St. 1979) 16: 246-213; Montana St.: 1996	1	0	1	.000			2006
Jim Dutcher (Michigan 1955) 17: 290-196; Minnesota: 1982	1	1	1	.500			1986
Bob Dye (Idaho St. 1962) 21: 373-221; 1 at Cal St. Fullerton: 1978-RR; 3 at Boise St.: 88, 93, 94	4	2	4	.333			1995
Tippy Dye (Ohio St. 1937) 14: 225-132; 1 at Ohio St.: 1950-RR; 2 at Washington: 51-RR, 53-3rd	3	6	3	.667			1959
Tommy Joe Eagles (Louisiana Tech 1971) 9: 151-118; Louisiana Tech: 1987, 89	2	1	2	.333			1994
Jimmy Earle (Middle Tenn. 1959) 10: 164-103; Middle Tenn.: 1975, 77	2	0	2	.000			1979
Scott Edgar (Pitt.-Johnstown 1978) Murray St.: 1992, 95	2	0	2	.000			Active
Hec Edmundson (Idaho 1909) 29: 497-201; Washington: 1943-RR	1	0	2	.000			1947
Dick Edwards (Culver-Stockton 1952) 15: 241-157; Pacific: 1966, 67-RR, 71	3	2	4	.333			1978
George Edwards (Missouri 1913) 20: 181-172; Missouri: 1944-RR	1	1	1	.500			1946
Hank Egan (Navy 1960) 23: 303-312; San Diego: 1987	1	0	1	.000			1994
John Egli (Penn St. 1947) 14: 187-135; Penn St.: 1955, 65	2	1	3	.250			1968
Norm Ellenberger (Butler 1955) 10: 164-98; New Mexico: 1974, 78	2	2	2	.500			1979
Brian Ellerbe* (Rutgers 1985) 7: 96-107; Michigan: 1998*	1	1	1	.500			2001
Cliff Ellis* (Florida St. 1968) 29: 534-337; 2 at South Ala.: 1979, 80; 3 at Clemson: 87, 89, 90*; 3 at Auburn: 99, 2000, 03	8	8	8	.500			2004
Fred Enke (Minnesota 1921) 38: 522-344; Arizona: 1951	1	0	1	.000			1961
Lefty Ervin (La Salle 1968) 7: 119-87; La Salle: 1980, 83	2	1	2	.333			1986
Craig Esherick (Georgetown 1978) 6: 103-74; Georgetown: 2001	1	2	1	.667			2004
Larry Eustachy (Long Beach St. 1979) 1 at Utah St.: 1998; 2 at Iowa St.: 2000-RR, 01	3	3	3	.500			Active
Bill Evans (Southern Utah 1972) Southern Utah: 2001	1	0	1	.000			Active
Jesse Evans (Eastern Mich. 1972) La.-Lafayette: 2000, 04	2	0	2	.000			Active
John Evans (Idaho 1948) 4: 60-41; Idaho St.: 1960	1	0	1	.000			1963
Paul Evans (Ithaca 1967) 21: 392-208; 2 at Navy: 1985, 86-RR; 5 at Pittsburgh: 87, 88, 89, 91, 93	7	7	7	.500			1994
Rob Evans (New Mexico St. 1968) 14: 205-201; 2 at Mississippi: 1997, 98; 1 at Arizona St.: 2003	3	1	3	.250			2006
Larry Farmer (UCLA 1973) 12: 166-178; UCLA: 1983	1	0	1	.000			2004

Tournament fact

Elmer Gross was the first NCAA tournament player to later coach a team into the tournament. Gross played for Penn State in the 1942 and coached his alma mater to tournament appearances in 1952 and 1954.

Coach (Alma Mater)	Career Record, Tourney Teams and Years in Tourney				Tournament			Last Year of Career
	Yrs	W	L	Pct.	Yrs	W	L	
Bob Feerick (Santa Clara 1941)	12	186-120	Santa Clara: 1952-4th, 53-RR, 54-RR, 60...	4	6	6	.500	1962
Dennis Felton (Howard 1985)	Western Ky.: 2001, 02, 03			3	0	3	.000	Active
George Felton (South Carolina 1975)	5: 87-62; South Carolina: 1989			1	0	1	.000	1991
Mark Few (Oregon 1987)	Gonzaga: 2000, 01, 02, 03, 04, 05, 06			7	9	7	.563	Active
Larry Finch (Memphis 1973)	11: 220-130; Memphis: 1988, 89, 92-RR, 93, 95, 96			6	6	6	.500	1997
Ted Fiore (Seton Hall 1962)	9: 151-110; St. Peter's: 1991, 95			2	0	2	.000	1995
Steve Fisher#* (Illinois St. 1967)	Michigan: 1989-CH, 90, 92-2nd*, 93-2nd*, 94-RR, 95, 96*; 2 at San Diego St.: 2002, 06			9	20	8	.714	Active
Bill Fitch (Coe 1954)	12: 185-114; Bowling Green: 1968			1	0	1	.000	1970
Dan Fitzgerald (Cal St. L.A. 1965)	15: 251-171; Gonzaga: 1995			1	0	1	.000	1997
Cotton Fitzsimmons (Midwestern St. 1955)	2: 34-20; Kansas St.: 1970			1	1	1	.500	1970
Pat Flannery (Bucknell 1980)	Bucknell: 2005, 06			2	2	2	.500	Active
Marty Fletcher (Maryland 1973)	19: 246-298; La-Lafayette: 1992, 94			2	1	2	.333	2001
Bruiser Flint (St. Joseph's 1987)	Massachusetts: 1997, 98			2	0	2	.000	Active
John Floyd (Oklahoma St. 1941)	5: 38-82; Texas A&M: 1951			1	0	1	.000	1955
Tim Floyd (Louisiana Tech 1977)	2 at New Orleans: 1991, 93; 3 at Iowa St.: 95, 96, 97			5	4	5	.444	Active
Karl Fogel (Colby 1968)	Northeastern: 1987, 91			2	0	2	.000	Active
Eddie Fogler (North Carolina 1970)	15: 265-197; 2 at Wichita St.: 1987, 88; 2 at Vanderbilt: 91, 93; 2 at South Carolina: 97, 98			6	2	6	.250	2001
Travis Ford (Kentucky 1994)	Eastern Ky.: 2005			1	0	1	.000	Active
Bill C. Foster (Carson-Newman 1958)	30: 532-325; 1 at Clemson: 1980-RR; 1 at Virginia Tech: 96			2	4	2	.667	1997
Bill E. Foster (Elizabethtown 1954)	33: 467-409; Duke: 1978-2nd, 79, 80-RR			3	6	3	.667	1993
Bud Foster (Wisconsin 1930)	25: 265-267; Wisconsin: 1941-CH, 47-RR			2	4	1	.800	1959
Pat Foster (Arkansas 1961)	19: 366-203; 2 at Lamar: 1981, 83; 3 at Houston: 87, 90, 92			5	2	5	.286	1999
Mark Fox (Eastern N.M. 1991)	Nevada: 2005, 06			2	1	2	.333	Active
Fran Fraschilla (Brooklyn Col. 1980)	9: 175-100; 2 at Manhattan: 1993, 95; 1 at St. John's (N.Y.): 98			3	1	3	.250	2002
Bill Frieder* (Michigan 1964)	17: 321-197; 4 at Michigan: 1985, 86, 87, 88; 2 at Arizona St.: 91, 95*			6	8	6	.571	1997
Jack Friel (Washington St. 1923)	30: 494-377; Washington St.: 1941-2nd			1	2	1	.667	1958
Matt Furjanic (Point Park 1973)	7: 109-95; 2 at Robert Morris: 1982, 83; 1 at Marist: 86			3	1	3	.250	1986
Roger Gaeckler (Gettysburg 1965)	10: 131-124; Hofstra: 1976, 77			2	0	2	.000	1979
Bob Gaillard (San Francisco 1962)	8: 165-57; San Francisco: 1972, 73-RR, 74-RR, 77, 78			5	4	5	.444	1978
Smoke Gaines (LeMoyne-Owen 1963)	10: 159-127; 1 at Detroit: 1979; 1 at San Diego St.: 85			2	0	2	.000	1987
Jimmy Gales (Alcorn St. 1963)	7: 84-116; North Texas: 1988			1	0	1	.000	1993
Jack Gardner (Southern California 1932)	28: 486-235; 2 at Kansas St.: 1948-4th, 51-2nd; 6 at Utah: 55, 56-RR, 59, 60, 61-4th, 66-4th			8	12	12	.500	1971
Dick Garibaldi (Santa Clara 1957)	8: 137-79; Santa Clara: 1968-RR, 69-RR, 70			3	3	3	.500	1970
Gary Garner (Missouri 1965)	23: 373-296; Southeast Mo. St.: 2000			1	0	1	.000	2006
Dave Gavitt (Dartmouth 1959)	12: 227-117; Providence: 1972, 73-4th, 74, 77, 78			5	5	6	.455	1979
Ray Giacoletti (Minot St. 1985)	1 at Eastern Wash.: 2004; 1 at Utah: 05			2	2	2	.500	Active
Gene Gibson (Texas Tech 1950)	8: 100-92; Texas Tech: 1962			1	1	2	.333	1969
Slats Gill (Oregon St. 1925)	36: 599-392; Oregon St.: 1947-RR, 49-4th, 55-RR, 62-RR, 63-4th, 64			6	8	8	.500	1964
Pete Gillen (Fairfield 1968)	20: 392-221; 7 at Xavier: 1986, 87, 88, 89, 90, 91, 93; 1 at Providence: 97-RR; 1 at Virginia: 2001			9	8	9	.471	2005
Mike Gillespie (DePaul 1974)	Florida A&M: 2004			1	1	1	.500	Active
Billy Gillispie (Texas St. 1983)	UTEP: 2004, 06			2	1	2	.333	Active
Bully Gilstrap (Texas 1922)	3: 43-28; Texas: 1943-T3d			1	1	1	.500	1945
Bobby Gonzalez (Buffalo St. 1986)	Manhattan: 2003, 04			2	1	2	.333	Active
Mark Gottfried (Alabama 1987)	2 at Murray St.: 1997, 98; 5 at Alabama: 2002, 03, 04-RR, 05, 06			7	5	7	.417	Active
Boyd Grant (Colorado St. 1961)	13: 275-120; 3 at Fresno St.: 1981, 82, 84; 2 at Colorado St.: 89, 90			5	2	5	.286	1991
Jack Gray (Texas 1935)	12: 194-97; Texas: 1939-RR, 47-3rd			2	2	3	.400	1951
John Grayson (Oklahoma 1938)	9: 165-82; Idaho St.: 1957, 58, 59			3	4	5	.444	1963
Murray Greason (Wake Forest 1926)	23: 285-244; Wake Forest: 1939-RR, 53			2	1	2	.333	1957
Jerry Green (Appalachian St. 1968)	18: 312-213; 1 at Oregon: 1995; 4 at Tennessee: 98, 99, 2000, 01			5	3	5	.375	2001
Sidney Green (UNLV 1983)	10: 103-181; Fla. Atlantic: 2002			1	0	1	.000	2005
Tom Green (Syracuse 1971)	Fairleigh Dickinson: 1985, 88, 98, 2005			4	0	4	.000	Active
Seth Greenberg (Fairleigh Dickinson 1978)	Long Beach St.: 1993, 95			2	0	2	.000	Active
Royner Greene (Illinois 1929)	20: 236-216; Cornell: 1954			1	0	2	.000	1967
Hugh Greer (Connecticut 1926)	17: 286-112; Connecticut: 1951, 54, 56, 57, 58, 59, 60			7	1	8	.111	1963
Brian Gregory (Oakland 1990)	Dayton: 2004			1	0	1	.000	Active
Elmer Gross (Penn St. 1942)	5: 80-40; Penn St.: 1952, 54-3rd			2	4	3	.571	1954
Marc Guley (Syracuse 1936)	12: 136-129; Syracuse: 1957-RR			1	2	1	.667	1962
Bill Guthridge (Kansas St. 1963)	3: 80-28; North Carolina: 1998-T3d, 99, 2000-T3d			3	8	3	.727	2000
Bruce Hale (Santa Clara 1941)	16: 246-164; Miami (Fla.): 1960			1	0	1	.000	1973
Joe B. Hall (Sewanee 1951)	19: 373-156; Kentucky: 1973-RR, 75-2nd, 77-RR, 78-CH, 80, 81, 82, 83-RR, 84-T3d, 85			10	20	9	.690	1985
Leonard Hamilton (Tenn.-Martin 1971)	Miami (Fla.): 1998, 99, 2000			3	3	3	.500	Active
Brian Hammel (Bentley 1975)	16: 208-208; Northern Ill.: 1996			1	0	1	.000	2001
Paul Hansen (Oklahoma City 1950)	13: 189-168; Oklahoma St.: 1983			1	0	1	.000	1986
Jim Harding (Iowa 1949)	9: 147-71; 1 at Loyola (La.): 1958; 1 at La Salle: 68			2	0	2	.000	1973
Dick Harp (Kansas 1940)	10: 141-105; Kansas: 1957-2nd, 60-RR			2	4	2	.667	1964
Jim Harrick* [Charleston (W.V.) 1960]	23: 470-235; 4 at Pepperdine: 1982, 83, 85, 86; 8 at UCLA: 89, 90, 91, 92-RR, 93, 94, 95-CH, 96; 2 at Rhode Island: 98, 99; 2 at Georgia: 2001, 02*			16	18	15	.545	2003



Photo by Rich Clarkson/NCAA Photos

How would you like to start your coaching career with six straight wins? Oh, and what if those six games just happen to be in the NCAA tournament leading to the national championship? Sound good? That's exactly what Steve Fisher did at Michigan in 1989.

Question...

Who are the only three active coaches who have won more than one NCAA championship?

Answer...

Jim Calhoun of Connecticut with two, and Mike Krzyzewski of Duke and Bob Knight of Texas Tech (who won his titles with Indiana), with three each.

Tournament trivia

THE COACHES



Photo by Rich Clarkson/NCAA Photos

Ed Jucker took Cincinnati to the NCAA tournament only three times during the early 1960s, but he made the most of it. The Bearcats won championships in 1961 and 1962, and were runners-up in 1963 to give Jucker an 11-1 NCAA tournament career record.

Coach (Alma Mater)	Career Record, Tourney Teams and Years in Tourney				Tournament			Last Year of Career	
	Yrs	W	L	Pct.	Yrs	W	L		
Marv Harshman (Pacific Lutheran 1942)	40	642	448	Washington: 1976, 84, 85	3	2	3	.400	1986
Dick Harter (Penn 1953)	18	296	195	Penn: 1970, 71-RR	2	2	2	.500	1983
Jack Hartman (Oklahoma St. 1949)	24	439	233	Kansas St.: 1972-RR, 73-RR, 75-RR, 77, 80, 81-RR, 82	7	11	7	.611	1986
Clem Haskins* (Western Ky. 1967)	19	341	238	2 at Western Ky.: 1981, 86; 6 at Minnesota: 89, 90-RR, 94*, 95*; 97-T3d*, 99	8	11	8	.579	1999
Don Haskins (Oklahoma St. 1953)	38	719	353	UTEP: 1963, 64, 66-CH, 67, 70, 75, 84, 85, 86, 87, 88, 89, 90, 92	14	14	13	.519	1999
Ray Haskins (Shaw 1972)	4	60	56	Long Island: 1997	1	0	1	.000	1998
Steve Hawkins (South Ala. 1987)	Western Mich.: 2004	1	0	1	.000	Active			
Doc Hayes (North Texas 1927)	20	298	191	SMU: 1955, 56-4th, 57, 65, 66, 67-RR	6	7	8	.467	1967
Ken Hayes (Northeastern St. 1956)	15	236	158	New Mexico St.: 1979	1	0	1	.000	1983
Walt Hazzard (UCLA 1964)	6	120	61	UCLA: 1987	1	1	1	.500	1988
Stan Heath (Eastern Mich. 1988)	1	at Kent St.: 2002-RR; 1 at Arkansas: 06	2	3	2	.600	Active		
Jud Heathcote (Washington St. 1950)	24	417	275	1 at Montana: 1975; 9 at Michigan St.: 78-RR, 79-CH, 85, 86, 90, 91, 92, 94, 95	10	15	10	.600	1995
Darrell Hedric (Miami (Ohio) 1955)	14	216	157	Miami (Ohio): 1971, 73, 78, 84	4	1	4	.200	1984
Mike Heideman (Wis.-La Crosse 1971)	11	176	120	Wis.-Green Bay: 1996	1	0	1	.000	2002
Bill Henderson (Howard Payne 1925)	18	201	232	Baylor: 1946-RR, 48-2nd, 50-4th	3	5	3	.516	1961
Lou Henson (New Mexico St. 1955)	41	779	412	12 at Illinois: 81, 83, 84-RR, 85, 86, 87, 88, 89-T3d, 90, 93, 94, 95; 7 at New Mexico St.: 1967, 68, 69, 70-3rd, 71, 75, 99	19	19	20	.487	2005
Rich Herrin (McKendree 1956)	13	225	176	Southern Ill.: 1993, 94, 95	3	0	3	.000	1998
Bill Herrion (Merrimack 1981)	Drexel: 1994, 95, 96	3	1	3	.250	Active			
Pete Herrmann (Geneseo St. 1970)	6	63	110	Navy: 1987	1	0	1	.000	1992
Paul Hewitt (St. John Fisher 1985)	1	at Siena: 1999; 3 at Georgia Tech: 2001, 04-2nd, 05	4	6	4	.600	Active		
Eddie Hickey (Creighton 1927)	26	435	231	1 at Creighton: 1941-RR; 2 at St. Louis: 52-RR, 57; 2 at Marquette: 59, 61	5	3	7	.300	1964
Peck Hickman (Western Ky. 1935)	23	443	183	Louisville: 1951, 59-4th, 61, 64, 67	5	5	7	.417	1967
Ed Hickox (Ohio Wesleyan 1905)	18	241	100	Springfield: 1940-RR	1	0	1	.000	1947
Tony Hinkle (Chicago 1921)	41	560	392	Butler: 1962	1	2	1	.667	1970
David Hobbs (VCU 1971)	6	110	76	Alabama: 1994, 95	2	2	2	.500	1998
Karl Hobbs (Connecticut 1985)	George Washington: 2005, 06	2	1	2	.333	Active			
Howard Hobson (Oregon 1926)	23	400	257	1 at Oregon: 1939-CH, 1 at Yale: 49-RR	2	3	2	.600	1956
Bill Hodges (Marian 1970)	15	239	208	Indiana St.: 1979-2nd	1	4	1	.800	1997
Eddie Holbrook (Lenoir-Rhyne 1962)	13	283	89	Furman: 1980	1	0	1	.000	1982
Brad Holland (UCLA 1979)	San Diego: 2003	1	0	1	.000	Active			
Terry Holland (Davidson 1964)	21	418	216	1 at Davidson: 1970; 9 at Virginia: 76, 81-3rd, 82, 83-RR, 84-T3d, 86, 87, 89-RR, 90	10	15	10	.600	1990
Nat Holman (Savage School of Phys. Ed. 1917)	37	423	190	CCNY: 1947-4th, 50-CH	2	4	2	.667	1960
Don Holst (Northern Mont. 1975)	4	57	56	Montana: 2002	1	0	1	.000	2002
Phil Hopkins (Gardner-Webb 1972)	5	65	76	Western Caro.: 1996	1	0	1	.000	2000
Robert Hopkins (Grambling 1956)	16	256	166	Southern U.: 1985	1	0	1	.000	1992
Ben Howland (Weber St. 1980)	1	at Northern Ariz.: 1998; 2 at Pittsburgh: 2002, 03; 2 at UCLA: 05, 06-2nd	5	9	5	.643	Active		
Ricky Huckabay* (Louisiana Tech 1967)	6	129	59	Marshall: 1984, 85, 87*	3	0	3	.000	1989
Bob Huggins (West Virginia 1977)	1	at Akron: 1986; 14 at Cincinnati: 92-T3d, 93-RR, 94, 95, 96-RR, 97, 98, 99, 2000, 01, 02, 03, 04, 05	15	20	15	.571	Active		
Dick Hunsaker (Weber St. 1977)	8	166	73	Ball St.: 1990, 93	2	2	2	.500	2001
Larry Hunter (Ohio 1971)	Ohio: 1994	1	0	1	.000	Active			
Ron Hunter (Miami (Ohio) 1986)	IUPUI: 2003	1	0	1	.000	Active			
Bobby Hussey (Appalachian St. 1962)	20	311	269	Davidson: 1986	1	0	1	.000	1999
Whack Hyder (Georgia Tech 1937)	22	292	271	Georgia Tech: 1960-RR	1	1	1	.500	1973
Clarence Iba (Panhandle St. 1936)	11	137	147	Tulsa: 1955	1	1	1	.500	1960
Gene Iba (Tulsa 1963)	1	at Houston Baptist: 1984; 1 at Baylor: 88	2	0	2	.000	Active		
Henry Iba (Westminster (Mo.) 1931)	41	767	338	Oklahoma St.: 1945-CH, 46-CH, 49-2nd, 51-4th, 53-RR, 54-RR, 58-RR, 65-RR	8	15	7	.682	1970
Moe Iba (Oklahoma St. 1962)	17	239	244	Nebraska: 1986	1	0	1	.000	1994
George Ireland (Notre Dame 1936)	24	318	255	Loyola (Ill.): 1963-CH, 64, 66, 68	4	7	3	.700	1975
Tom Izzo (Northern Mich. 1977)	Michigan St.: 1998, 99-T3d, 2000-CH, 01-T3d, 02, 03-RR, 04, 05-T3d, 06	9	23	8	.742	Active			
Greg Jackson (St. Paul's 1982)	Delaware St.: 2005	1	0	1	.000	Active			
Stu Jackson (Seattle 1978)	2	32	25	Wisconsin: 1994	1	1	1	.500	1994
Ron Jacobs* (Southern California 1964)	1	14	13	Loyola Marymount: 1980*	1	0	1	.000	1980
Mike Jarvis (Northeastern 1968)	2	at Boston U.: 1988, 90; 4 at George Washington: 93, 94, 96, 98; 3 at St. John's (N.Y.): 99-RR, 2000, 02	9	7	9	.438	Active		
Rob Jeter (Wis.-Platteville 1991)	Wis.-Milwaukee: 2006	1	1	1	.500	Active			
Ben Jobe (Fisk 1956)	31	524	333	Southern U.: 1987, 88, 89, 93	4	1	4	.200	2003
Maurice John (Central Mo. St. 1941)	16	243	156	Drake: 1969-3rd, 70-RR, 71-RR	3	5	3	.625	1974
Phil Johnson (Utah St. 1953)	3	68	16	Weber St.: 1969, 70, 71	3	2	3	.400	1971
Trent Johnson (Boise St. 1983)	1	at Nevada: 2004; 1 at Stanford: 05	2	2	2	.500	Active		
Dwight Jones (Pepperdine 1965)	4	70	40	Long Beach St.: 1977	1	0	1	.000	1978
Jeff Jones (Virginia 1982)	Virginia: 1991, 93, 94, 95-RR, 97	5	6	5	.545	Active			
John Jordan (Notre Dame 1935)	14	214	145	Notre Dame: 1953-RR, 54-RR, 57, 58-RR, 60, 63	6	8	6	.571	1964
Ed Jucker (Cincinnati 1940)	17	266	109	Cincinnati: 1961-CH, 62-CH, 63-2nd	3	11	1	.917	1977
Doggie Julian (Bucknell 1923)	32	388	358	2 at Holy Cross: 1947-CH, 48-3rd; 3 at Dartmouth: 56, 58-RR, 59	5	9	4	.692	1967
Greg Kampe (Bowling Green 1978)	Oakland: 2005	1	1	1	.500	Active			
Gene Keady* (Kansas St. 1958)	27	531	306	1 at Western Ky.: 1980; 17 at Purdue: 83, 84, 85, 86, 87, 88, 90, 91, 93, 94-RR, 95, 96*, 97, 98, 99, 2000-RR, 03	18	19	18	.514	2005

Tournament trivia

Question...

Who are the only three head coaches to win the NCAA championship during their first year at a new school?

Answer...

Ed Jucker with Cincinnati in 1961, Steve Fisher with Michigan in 1989 and Tubby Smith with Kentucky in 1998

Coach (Alma Mater)	Career Record, Tourney Teams and Years in Tourney			Tournament			Last Year of Career
	Yrs	W	L	Pct.	W	L	
Lake Kelly* (Georgia Tech 1956) 13: 218-144; Austin Peay: 1973*, 74, 87	3	2	4	.333	3	2	1990
Billy Kennedy (Southeastern La. 1986) Southeastern La.: 2005	1	0	1	.000			Active
Pat Kennedy [King's (Pa.)] 1976] 2 at Iona: 1984, 85; 5 at Florida St.: 88, 89, 91, 92, 93-RR; 1 at DePaul: 2000	8	6	8	.429			Active
Ernie Kent (Oregon 1977) 1 at St. Mary's (Cal.): 1997; 3 at Oregon: 2000, 02-RR, 03	4	3	4	.429			Active
Frank Kerns (Alabama 1957) 22: 381-210; Ga. Southern: 1983, 87, 92	3	0	3	.000			1995
Matt Kilcullen (Lehman 1976) 10: 121-146; Western Ky.: 1995	1	1	1	.500			1998
Jim Killingsworth (Northeastern Okla. St. 1948) 16: 261-191; 2 at Idaho St.: 1974, 77-RR; 1 at TCU: 87	3	3	3	.500			1987
Bob King (Iowa 1947) 13: 236-113; New Mexico: 1968	1	0	2	.000			1978
George King (Charleston (W.V.) 1950) 13: 223-119; 3 at West Virginia: 1962, 63, 65; 1 at Purdue: 69-2nd	4	5	4	.556			1972
Dana Kirk* (Marshall 1960) 15: 281-131; Memphis: 1982*, 83*, 84*, 85-T3d*, 86*	5	9	5	.643			1986
Bob Knight (Ohio St. 1962) 24 at Indiana: 1973-3rd, 75-RR, 76-CH, 78, 80, 81-CH, 82, 83, 84-RR, 86, 87-CH, 88, 89, 90, 91, 92-T3d, 93-RR, 94, 95, 96, 97, 98, 99, 2000; 3 at Texas Tech: 02, 04, 05	27	45	24	.652			Active
Don Knodel (Miami (Ohio) 1953) 8: 77-126; Rice: 1970	1	0	1	.000			1974
Jack Kraft* (St. Joseph's 1942) 20: 361-191; 6 at Villanova: 1962-RR, 64, 69, 70-RR, 71-2nd*, 72; 1 at Rhode Island: 78	7	11	8	.579			1981
John Kresse (St. John's (N.Y.) 1964) 23: 560-143; Col. of Charleston: 1994, 97, 98, 99	4	1	4	.200			2002
Lon Kruger (Kansas St. 1974) 4 at Kansas St.: 1987, 88-RR, 89, 90; 2 at Florida: 94-T3d, 95; 3 at Illinois: 97, 98, 2000	9	11	9	.550			Active
Larry Krystkowiak (Montana 1996) 2: 42-20; Montana: 2005, 06	2	1	2	.333			2006
Mike Krzyzewski (Army 1969) Duke: 1984, 85, 86-2nd, 87, 88-T3d, 89-T3d, 90-2nd, 91-CH, 92-CH, 93, 94-2nd, 96, 97, 98-RR, 99-2nd, 2000, 01-CH, 02, 03, 04-T3d, 05, 06	22	68	19	.782			Active
Eugene Lambert (Arkansas 1929) 18: 264-190; 2 at Arkansas: 1945-T3d, 49-RR; 2 at Memphis: 55, 56	4	2	4	.333			1960
Paul Lambert (William Jewell 1956) 15: 227-160; Southern Ill.: 1977	1	1	1	.500			1978
Bill Lange (Wittenberg 1921) 18: 219-134; North Carolina: 1941-RR	1	0	2	.000			1944
Rob Lanier (St. Bonaventure 1990) 4: 58-70; Siena: 2002	1	1	1	.500			2005
Joe Lapchick (No College) 20: 335-129; St. John's (N.Y.): 1961	1	0	1	.000			1965
Steve Lappas (CCNY 1977) 17: 280-237; Villanova: 1995, 96, 97, 99	4	2	4	.333			2005
Jim Larranaga (Providence 1971) George Mason: 1999, 2001, 06-T3d	3	4	3	.571			Active
Robert Laughlin (Morehead St. 1937) 12: 166-119; Morehead St.: 1956, 57, 61	3	3	4	.429			1965
Steve Lavin* (Chapman 1988) 7: 145-78; UCLA: 1997-RR, 98, 99*, 2000, 01, 02	6	11	6	.647			2003
John Lawther (Westminster (Pa.) 1919) 13: 153-93; Penn St.: 1942-RR	1	1	1	.500			1949
Frank Layden (Niagara 1955) 10: 135-121; Niagara: 1970	1	1	2	.333			1976
Dale Layer (Eckerd 1979) Colorado St.: 2003	1	0	1	.000			Active
Bebe Lee (Stanford 1938) 9: 92-119; Colorado: 1954, 55-3rd	2	3	3	.500			1956
Billy Lee (Barton 1971) 25: 337-374; Campbell: 1992	1	0	1	.000			2003
Robert Lee (Nicholls St. 1991) La.-Lafayette: 2005	1	0	1	.000			Active
Roy Leenig (Trinity (Conn.) 1942) 6: 104-48; Holy Cross: 1956	1	0	1	.000			1961
Alan LeForce (Cumberland 1957) 15: 238-160; East Tenn. St.: 1991, 92	2	1	2	.333			1996
Dave Leitao (Northeastern 1983) DePaul: 2004	1	1	1	.500			Active
Abe Lemons (Oklahoma City 1949) 34: 597-344; 7 at Oklahoma City: 1956-RR, 57-RR, 63, 64, 65, 66, 73; 1 at Texas: 79	8	7	9	.438			1990
Jim Les (Bradley 1986) Bradley: 2006	1	2	1	.667			Active
Fred Lewis (Eastern Ky. 1946) 13: 208-125; Syracuse: 1966-RR	1	1	1	.500			1985
Guy Lewis (Houston 1947) 30: 592-279; Houston: 1961, 65, 66, 67-3rd, 68-4th, 70, 71, 72, 73, 78, 81, 82-T3d, 83-2nd, 84-2nd	14	26	18	.591			1986
Todd Lickliter (Butler 1979) Butler: 2003	1	2	1	.667			Active
Craig Littlepage (Penn 1973) 6: 63-102; Penn: 1985	1	0	1	.000			1988
Harry Litwack (Temple 1930) 21: 373-193; Temple: 1956-3rd, 58-3rd, 64, 67, 70, 72	6	7	6	.538			1973
Paul Lizzo (Northwest Mo. St. 1963) 24: 296-353; Long Island: 1981, 84	2	0	2	.000			1995
Tates Locke (Ohio Wesleyan 1959) 19: 255-254; 1 at Miami (Ohio): 1969; 1 at Jacksonville: 79	2	1	3	.250			1994
Ken Loeffler (Penn St. 1924) 22: 310-198; La Salle: 1954-CH, 55-2nd	2	9	1	.900			1957
John Long (Catholic 1928) 1: 17-7; Catholic: 1944-RR	1	0	2	.000			1944
Dave Loos (Memphis 1970) Austin Peay: 1996, 2003	2	0	2	.000			Active
Chris Lowery (Southern Ill. 1995) Southern Ill.: 2005, 06	2	1	2	.333			Active
Jerry Loyd (LeTourneau 1976) 5: 72-73; Louisiana Tech: 1991	1	0	1	.000			1994
Cal Luther (Valparaiso 1951) 38: 494-462; Murray St.: 1964, 69	2	0	2	.000			1999
Bob Lutz (Charlotte 1980) Charlotte: 1999, 2001, 02, 04, 05	5	2	5	.286			Active
Jim Lynam (St. Joseph's 1964) 10: 158-118; St. Joseph's: 1981-RR	1	3	1	.750			1981
Nick Macacchuk (Fairfield 1963) 28: 374-428; Fordham: 1992	1	0	1	.000			2005
Kevin Mackey (St. Anselm 1967) 7: 144-67; Cleveland St.: 1986	1	2	1	.667			1990
Don Maestri (Southern Miss. 1968) Troy: 2003	1	0	1	.000			Active
Dave Magarity (St. Francis (Pa.) 1974) 23: 313-355; Marist: 1987	1	0	1	.000			2004
Brian Mahoney (Manhattan 1971) 7: 72-120; St. John's (N.Y.): 1993	1	1	1	.500			1996
Rick Majerus (Marquette 1970) 21: 446-156; 1 at Ball St.: 1989; 10 at Utah: 91, 93, 95, 96, 97-RR, 98-2nd, 99, 2000, 02, 03	11	18	11	.621			2004
Red Manning (Duquesne 1951) 16: 247-138; Duquesne: 1969, 71	2	2	2	.500			1974
Press Maravich (Davis & Elkins 1941) 20: 232-279; North Carolina St.: 1965	1	1	1	.500			1975
Clair Markey# (Seattle 1963) 1: 0-1; Seattle: 1963	1	0	1	.000			1963
Bob Marlin (Mississippi St. 1981) Sam Houston St.: 2003	1	0	1	.000			Active
Rinso Marquette (Lebanon Valley 1948) 8: 98-74; Lebanon Valley: 1953	1	1	2	.333			1960
Gregg Marshall (Randolph-Macon 1985) Winthrop: 1999, 2000, 01, 02, 05, 06	6	0	6	.000			Active
Phil Martelli (Widener 1976) St. Joseph's: 1997, 2001, 03, 04-RR	4	6	4	.600			Active
Donald Martin (Georgetown 1941) 9: 109-102; Boston College: 1958	1	0	1	.000			1962
Wayne Martin (Morehead St. 1968) 13: 216-153; Morehead St.: 1983, 84	2	1	2	.333			1987
Joel Mason (Western Mich. 1936) 18: 186-173; Wayne St. (Mich.): 1956	1	1	2	.333			1966
Rollie Massimino (Vermont 1956) 30: 515-391; Villanova: 1978-RR, 80, 81, 82-RR, 83-RR, 84, 85-CH, 86, 88-RR, 90, 91	11	20	10	.667			2003




Photo by Rich Clarkson/NCAA Photos

Five times! That's right, five times Guy Lewis took Houston to the Final Four. Unfortunately for him the Cougars never came away with the trophy.

Question...

Match the following nicknamed NCAA tournament coaches with their real first name:

Coach

1. Phog Allen
2. Lefty Driesell
3. Hec Edmundson
4. Slats Gill
5. Jud Heathcote
6. Tony Hinkle
7. Doggie Julian
8. Bones McKinney
9. Digger Phelps
10. Wimp Sanderson
11. Tubby Smith
12. Tex Winter

Nickname

- A. Alvin
- B. Amory
- C. Charles
- D. Clarence
- E. Forrest
- F. Fred
- G. George
- H. Horace
- J. Orlando
- K. Paul
- L. Richard
- M. Winfrey


Answer...

1-E, 2-C, 3-D, 4-B, 5-G, 6-K, 7-A, 8-H, 9-L, 10-M, 11-J, 12-F.

Tournament trivia

THE COACHES

Photo by AP/Wide World Photos/NCAA Photos



California coach Pete Newell got a victory ride on the shoulders of his team after the Golden Bears defeated West Virginia to win the 1959 NCAA title. Newell totaled 10 wins in four NCAA tournament appearances in the late 1950s.

Coach (Alma Mater)	Career Record, Tourney Teams and Years in Tourney				Tournament			Last Year of Career
	Yrs	W	L	Pct.	Yrs	W	L	
Phil Mathews (UC Irvine 1972)	9	139-123	San Francisco: 1998	1	0	1	.000	2004
Thad Matta (Butler 1990)	1	at Butler: 2001; 3 at Xavier: 02, 03, 04-RR; 1 at Ohio St.: 06		5	7	5	.583	Active
Paul McBrayer (Kentucky 1930)	16	212-141; Eastern Ky.: 1953, 59		2	0	2	.000	1962
Jim McCafferty [Loyola (La.) 1942]	10	132-117; 2 at Loyola (La.): 1954, 57; 1 at Xavier: 61		3	0	3	.000	1962
Fran McCaffery (Penn 1982)	3	49-39; 1 at Lehigh: 1988; 1 at UNC Greensboro: 2001		2	0	2	.000	1988
Ray McCallum (Ball St. 1983)	11	170-149; Ball St.: 1995, 2000		2	0	2	.000	2004
Jake McCandless# (Princeton 1951)	1	13-10; Princeton: 1961		1	1	2	.333	1962
Babe McCarthy (Mississippi St. 1949)	11	175-103; Mississippi St.: 1963		1	1	1	.500	1967
Mack McCarthy (Virginia Tech 1974)	16	309-177; Chattanooga: 1988, 93, 94, 95, 97. Neil McCarthy* (Sacramento St. 1965) 22: 448-221; 4 at Weber St.: 1978, 79, 80, 83; 5 at New Mexico St.: 90, 91, 92*, 93*, 94*		5	2	5	.286	2002
George McCarty (New Mexico St. 1950)	4	60-51; New Mexico St.: 1952		1	0	2	.000	1953
Steve McClain (Chadron St. 1984)	Wyoming: 2002		1	1	1	.500	Active	
Mike McConathy (Louisiana Tech 1977)	Northwestern St.: 2001, 06		2	2	2	.500	Active	
Branch McCracken (Indiana 1930)	32	450-231; Indiana: 1940-CH, 53-CH, 54, 58		4	9	2	.818	1965
Greg McDermott (UNI 1988)	UNI: 2004, 05, 06		3	0	3	.000	Active	
John McDougal (Evansville 1950)	10	136-141; Northern Ill.: 1982		1	0	1	.000	1986
Al McGuire [St. John's (N.Y.) 1951]	20	405-143; Marquette: 1968, 69-RR, 71, 72, 73, 74-2nd, 75, 76-RR, 77-CH		9	20	9	.690	1977
Frank McGuire [St. John's (N.Y.) 1936]	30	550-235; 2 at St. John's (N.Y.): 1951-RR, 52-2nd; 2 at North Carolina: 57-CH, 59; 4 at South Carolina: 1971, 72, 73, 74		8	14	8	.636	1980
Ritchie McKay (Seattle Pacific 1987)	New Mexico: 2005		1	0	1	.000	Active	
Bob McKillop (Hofstra 1972)	Davidson: 1998, 2002, 06		3	0	3	.000	Active	
Bones McKinney (North Carolina 1946)	8	122-94; Wake Forest: 1961-RR, 62-3rd		2	6	2	.750	1965
Jack McKinney (St. Joseph's 1957)	9	164-83; St. Joseph's: 1969, 71, 73, 74		4	0	4	.000	1974
Art McLarney (Washington St. 1932)	3	53-36; Washington: 1948-RR		1	1	1	.500	1950
Red McManus (St. Ambrose 1949)	10	138-118; Creighton: 1962, 64		2	3	3	.500	1969
Walter McPherson (San Jose St. 1940)	17	252-197; San Jose St.: 1951		1	0	1	.000	1960
Ray Mears (Miami (Ohio) 1949)	21	399-135; Tennessee: 1967, 76, 77		3	0	4	.000	1977
Louis Menze (Central Mo. St. 1928)	19	166-153; Iowa St.: 1944-T3d		1	1	1	.500	1947
Steve Merfeld (Wis.-LaCrosse 1984)	Hampton: 2001, 02		2	1	2	.333	Active	
Shelby Metcalf (Tex. A&M-Commerce 1953)	27	443-313; Texas A&M: 1964, 69, 75, 80, 87		5	3	6	.333	1990
Jeff Meyer (Taylor 1976)	16	259-206; Liberty: 1994		1	0	1	.000	1997
Joey Meyer* (DePaul 1971)	13	226-147; DePaul: 1985, 86*, 87*, 88*, 89*, 91, 92		7	6	7	.462	1997
Ray Meyer (Notre Dame 1938)	42	724-354; DePaul: 1943-T3d, 53, 56, 59, 60, 65, 76, 78-RR, 79-3rd, 80, 81, 82, 84		13	14	16	.467	1984
Joe Mihalich (La Salle 1978)	Niagara: 2005		1	0	1	.000	Active	
Bob Miller (Occidental 1953)	9	124-112; Cal St. L.A.: 1974		1	0	1	.000	1978
Eldon Miller (Wittenberg 1961)	36	568-419; 1 at Western Mich.: 1976; 4 at Ohio St.: 80, 82, 83, 85; 1 at UNI: 90		6	5	6	.455	1998
Gus Miller (West Tex. St. 1927)	22	377-168; West Tex. St.: 1955		1	0	1	.000	1957
Harry Miller (Eastern N. M. 1951)	34	534-374; Wichita St.: 1976		1	0	1	.000	1988
Mike Miller (East Texas St. 1987)	Texas St.: 1997		1	0	1	.000	Active	
Ralph Miller* (Kansas 1942)	38	657-382; 1 at Wichita St.: 1964-RR; 1 at Iowa: 70; 8 at Oregon St.: 75, 80*, 81*, 82-RR*, 84, 85, 88, 89		10	5	11	.313	1989
Sean Miller (Pittsburgh 1992)	Xavier: 2006		1	0	1	.000	Active	
Weenie Miller (Richmond 1947)	9	79-123; VMI: 1964		1	0	1	.000	1964
Bud Millikan (Oklahoma St. 1942)	17	243-182; Maryland: 1958		1	2	1	.667	1967
Doug Mills (Illinois 1930)	11	151-66; Illinois: 1942-RR		1	0	2	.000	1947
Ron Mitchell (Edison 1984)	Coppin St.: 1990, 93, 97		3	1	3	.250	Active	
Charles Moir (Appalachian St. 1952)	20	392-196; Virginia Tech: 1979, 80, 85, 86		4	2	4	.333	1987
Jim Molinari (Ill. Wesleyan 1977)	13	216-169; 1 at Northern Ill.: 1991; 1 at Bradley: 96		2	0	2	.000	2002
Dan Monson (Idaho 1985)	1	at Gonzaga: 1999; 1 at Minnesota: 2005		2	3	2	.600	Active
Don Monson (Idaho 1955)	14	216-186; Idaho: 1981, 82		2	1	2	.333	1992
Mike Montgomery (Long Beach St. 1968)	26	547-244; Stanford: 1989, 92, 95, 96, 97, 98-T3d, 99, 2000, 01-RR, 02, 03, 04		12	16	12	.571	2004
Dudley Moore (Duquesne 1934)	15	270-107; Duquesne: 1952-RR		1	1	1	.500	1963
Robert Moreland (Tougaloo 1962)	26	399-351; Texas Southern: 1990, 94, 95		3	0	3	.000	2001
Wayne Morgan (St. Lawrence 1973)	9	146-123; Iowa St.: 2005		1	1	1	.500	2006
Stew Morrill (Gonzaga 1974)	1	at Montana: 1991; 5 at Utah St.: 2000, 01, 03, 05, 06		6	1	6	.143	Active
Speedy Morris (St. Joseph's 1973)	15	238-203; La Salle: 1988, 89, 90, 92		4	1	4	.200	2001
Stan Morrison (California 1962)	23	275-355; 1 at Pacific: 1979; 2 at Southern California: 82, 85; 1 at San Jose St.: 96		4	0	4	.000	1998
Dick Matta (Utah St. 1953)	6	120-33; Weber St.: 1968		1	0	1	.000	1968
Joe Mullaney (Holy Cross 1949)	22	366-218; Providence: 1964, 65-RR, 66		3	2	3	.400	1985
Jeff Mullins (Duke 1964)	11	182-142; Charlotte: 1988, 92, 95		3	0	3	.000	1996
Frank Mulzoff [St. John's (N.Y.) 1951]	3	56-27; St. John's (N.Y.): 1973		1	0	1	.000	1986
Bill Musselman* (Wittenberg 1961)	12	232-85; 1 at Minnesota: 1972*; 1 at South Ala.: 97		2	1	2	.333	1997
Gerald Myers (Texas Tech 1959)	24	357-305; Texas Tech: 1973, 76, 85, 86		4	1	4	.200	1991
Jack Nagle (Marquette 1940)	8	108-70; Marquette: 1955-RR		1	2	1	.667	1958
Lynn Nance (Washington 1965)	16	269-188; St. Mary's (Cal.): 1989		1	0	1	.000	1993
Danny Nee (St. Mary of the Plains 1971)	26	409-382; 2 at Ohio: 1983, 85; 5 at Nebraska: 91, 92, 93, 94, 98		7	1	7	.125	2006
Al Negratii (Seton Hall 1943)	12	163-156; Portland: 1959		1	0	1	.000	1967
Ernie Nestor (Alderson-Broaddus 1968)	George Mason: 1989		1	0	1	.000	Active	
Mike Newell (Sam Houston St. 1973)	9	175-104; Ark.-Little Rock: 1986, 89, 90		3	1	3	.250	1993
Pete Newell (Loyola Marymount 1940)	14	234-123; California: 1957-RR, 58-RR, 59-CH, 60-2nd		4	10	3	.769	1960

Tournament trivia

Question...

What are the three teams to finish as national runner-up two straight years?

Answer...

Ohio State (1961-62), Houston (1983-84) and Michigan (1992-93)

Coach (Alma Mater)	Career Record, Tourney Teams and Years in Tourney			Tournament			Last Year of Career		
	Yrs	W	L	Pct.	Yrs	W		L	
C.M. Newton (Kentucky 1952)	32	509-375	2	at Alabama: 1975, 76; 2 at Vanderbilt: 88, 89	4	3	4	.429	1989
Steve Newton (Indiana St. 1963)	8	136-100		Murray St.: 1988, 90, 91	3	1	3	.250	1993
Bob Nichols (Toledo 1953)	22	377-211		Toledo: 1967, 79, 80	3	1	3	.250	1987
Ken Norton (Long Island 1939)	22	310-205		Manhattan: 1956, 58	2	1	3	.250	1968
Dickey Nutt (Oklahoma St. 1982)				Arkansas St.: 1999	1	0	1	.000	Active
Jim O'Brien (Boston College 1971)	22	368-305	3	at Boston College: 1994-RR, 96, 97; 4 at Ohio St.: 99-T3d, 2000, 01, 02	7	11	7	.611	2004
Jim O'Brien (St. Joseph's 1974)	10	135-156		Dayton: 1990	1	1	1	.500	1994
Bucky O'Connor (Drake 1938)	7	108-54		Iowa: 1955-4th, 56-2nd	2	5	3	.625	1958
Dave Odom (Guilford 1965)	8			Wake Forest: 1991, 92, 93, 94, 95, 96, 97, 2001; 1 at South Carolina: 04	9	10	9	.526	Active
Fran O'Hanlon (Villanova 1970)				Lafayette: 1999, 2000	2	0	2	.000	Active
Johnny Oldham* (Western Ky. 1948)	16	260-123	2	at Tennessee Tech: 1958, 63; 4 at Western Ky.: 66, 67, 70, 71-3rd*	6	6	6	.500	1971
Harold Olsen (Wisconsin 1917)	30	306-234		Ohio St.: 1939-2nd, 44-T3d, 45-T3d, 46-3rd	4	6	4	.600	1952
Lute Olson* (Augsburg 1957)	26	586-213	5	at Iowa: 1979, 80-4th, 81, 82, 83; 22 at Arizona: 85, 86, 87, 88-T3d, 89, 90, 91, 92, 93, 94-T3d, 95, 96, 97-CH, 98-RR, 99*, 2000, 01-2nd, 02, 03-RR, 04, 05-RR, 06	27	46	27	.630	Active
Kevin O'Neill (McGill 1979)	12	169-179		Marquette: 1993, 94	2	2	2	.500	2000
Louis Orr (Syracuse 1980)	6	100-80		Seton Hall: 2004, 06	2	1	2	.333	2006
Johnny Orr (Beloit 1949)	29	466-346	4	at Michigan: 1974-RR, 75, 76-2nd, 77-RR; 6 at Iowa St.: 85, 86, 88, 89, 92, 93	10	10	10	.500	1994
Tim O'Shea (Boston College 1984)				Ohio: 2005	1	0	1	.000	Active
Ted Owens (Oklahoma 1951)	21	369-217		Kansas: 1966-RR, 67, 71-4th, 74-4th, 75, 78, 81	7	8	9	.471	1987
Matt Painter (Purdue 1993)				Southern Ill.: 2004	1	0	1	.000	Active
Dick Parfitt (Central Mich. 1953)	14	193-179		Central Mich.: 1975, 77	2	2	2	.500	1985
Bruce Parkhill (Lock Haven 1971)	18	270-244		Penn St.: 1991	1	1	1	.500	1995
Doyle Parrack (Oklahoma St. 1945)	15	208-178		Oklahoma City: 1952, 53, 54, 55	4	1	5	.167	1962
Bobby Paschal (Stetson 1964)	18	280-244	2	at La-Lafayette: 1982, 83; 2 at South Fla.: 90, 92	4	0	4	.000	1996
Alden Pasche (Rice 1932)	11	135-116		Houston: 1956	1	0	2	.000	1956
Ricardo Patton (Belmont 1980)				Colorado: 1997, 2003	2	1	2	.333	Active
Eddie Payne (Wake Forest 1973)				East Caro.: 1993	1	0	1	.000	Active
Bruce Pearl (Boston College 1982)	2			at Wis.-Milwaukee: 2003, 05; 1 at Tennessee: 06	3	3	3	.500	Active
Randy Peele (Va. Wesleyan 1980)	4	46-69		UNC Greensboro: 1996	1	0	1	.000	1999
Jerry Peirson (Miami (Ohio) 1966)	6	94-80		Miami (Ohio): 1985, 86	2	0	2	.000	1990
Peter Peletta (Sacramento St. 1950)	6	114-51		San Francisco: 1963, 64-RR, 65-RR	3	3	3	.500	1966
John Pelphrey (Kentucky 1992)				South Ala.: 2006	1	0	1	.000	Active
Tom Penders (Connecticut 1967)	1			at Rhode Island: 1988; 8 at Texas: 89, 90-RR, 91, 92, 94, 95, 96, 97; 1 at George Washington: 99	10	12	10	.545	Active
Dom Perno (Connecticut 1964)	9	139-114		Connecticut: 1979	1	0	1	.000	1986
Buzz Peterson (North Carolina 1986)				Appalachian St.: 2000	1	0	1	.000	Active
Vadal Peterson (Utah 1920)	26	384-224		Utah: 1944-CH, 45-RR	2	3	2	.600	1953
L. Vann Pettaway (Alabama A&M 1980)				Alabama A&M: 2005	1	0	1	.000	Active
Jim Phelan (La Salle 1951)	49	830-524		Mt. St. Mary's (Md.): 1995, 99	2	0	2	.000	2003
Digger Phelps (Rider 1963)	21	419-200	1	at Fordham: 1971; 14 at Notre Dame: 74, 75, 76, 77, 78-4th, 79-RR, 80, 81, 85, 86, 87, 88, 89, 90	15	17	17	.500	1991
John Phillips (Oklahoma St. 1973)				Tulsa: 2002, 03	2	2	2	.500	Active
Jerry Pimm (Southern California 1960)	24	395-288	5	at Utah: 1977, 78, 79, 81, 83; 2 at UC Santa Barb.: 88, 90	7	6	7	.462	1998
Rick Pitino (Massachusetts 1974)	1			at Boston U.: 1983; 1 at Providence: 87-T3d; 6 at Kentucky: 92-RR, 93-T3d, 94, 95-RR, 96-CH; 97-2nd; 3 at Louisville: 2003, 04, 05-T3d	11	31	10	.756	Active
Elwood Plummer (Jackson St. 1966)	28	326-449		Prairie View: 1998	1	0	1	.000	2002
Bob Polk (Evansville 1939)	25	355-257		Trinity (Tex.): 1969	1	0	1	.000	1977
Tic Price (Virginia Tech 1979)	10	167-122	1	at New Orleans: 1996; 1 at McNeese St.: 2002	2	0	2	.000	2006
Nibs Price (California 1914)	31	463-298		California: 1946-4th	1	1	2	.333	1954
Skip Prosser (Merchant Marine 1972)	1			at Loyola (Md.): 1994; 4 at Xavier: 95, 97, 98, 2001; 4 at Wake Forest: 2002, 03, 04, 05	9	6	9	.400	Active
Lionel Purcell (UC Santa Barb. 1952)	2	24-18		Seattle: 1967	1	0	1	.000	1967
Oliver Purnell (Old Dominion 1975)	1			at Old Dominion: 1992; 2 at Dayton: 2000, 03	3	0	3	.000	Active
Tom Quinn (Marshall 1954)	16	258-175		East Caro.: 1972	1	0	1	.000	1974
Harry Rabenhorst (Wake Forest 1921)	29	340-264		LSU: 1953-4th, 54	2	2	4	.333	1957
Jack Ramsay* (St. Joseph's 1949)	11	231-71		St. Joseph's: 1959, 60, 61-3rd*, 62, 63-RR, 65, 66	7	8	11	.421	1966
George Raveling (Villanova 1960)	22	336-292	2	at Washington St.: 1980, 83; 2 at Iowa: 85, 86; 2 at Southern California: 91, 92	6	2	6	.250	1994
Hank Raymonds (St. Louis 1948)	12	237-97		Marquette: 1978, 79, 80, 82, 83	5	2	5	.286	1983
Roger Reid (Weber St. 1967)	8	152-77		Brigham Young: 1990, 91, 92, 93, 95	5	2	5	.286	1997
Bob Reinhart (Indiana 1961)	9	107-148		Georgia St.: 1991	1	0	1	.000	1994
Bill Reinhart (Oregon 1923)	36	464-331		George Washington: 1954, 61	2	0	2	.000	1966
Jim Richards (Western Ky. 1959)	7	102-84		Western Ky.: 1976, 78	2	1	2	.333	1978
Nolan Richardson (UTEP 1965)	22	509-207	3	at Tulsa: 1982, 84, 85; 13 at Arkansas: 88, 89, 90-T3d, 91-RR, 92, 93, 94-CH, 95-2nd, 96, 98, 99, 2000, 01	16	26	15	.634	2002
Gordon Ridings (Oregon 1929)	4	70-21		Columbia: 1948-RR	1	0	2	.000	1950
Buzz Ridl (Westminster (Pa.) 1942)	19	312-174		Pittsburgh: 1974-RR	1	2	1	.667	1975
Elmer Ripley (No college)	10	133-82		Georgetown: 1943-2nd	1	2	1	.667	1949
Jule Rivlin (Marshall 1940)	8	100-88		Marshall: 1956	1	0	1	.000	1963
Les Robinson (North Carolina St. 1964)	22	291-330	2	at East Tenn. St.: 1989, 90; 1 at North Carolina St.: 91	3	1	3	.250	1996



Photo by Rich Clarkson/NCAA Photos

Over three decades, Johnny Orr led Michigan and Iowa State to 10 NCAA tournament appearances.

Question...

Who are the only two coaches to take two different schools to the NCAA tournament their first two years as a head coach?

Answer...

Skip Prosser and Thad Matta. Prosser led Loyola (Maryland) to the tournament in 1994, Xavier in 1995. Matta led Butler in 2001, Xavier in 2002.

Tournament trivia

THE COACHES



Photo by Rich Clarkson/NCAA Photos

Dean Smith is No. 1 in NCAA tournament games coached having led the North Carolina Tar Heels to 92 tourney contests.

Coach (Alma Mater)	Career Record, Tourney Teams and Years in Tourney				Tournament			Last Year of Career
	Yrs	W	L	Pct.	Yrs	W	L	
Steve Robinson (Radford 1981) 7: 110-104; 2 at Tulsa: 1996, 97; 1 at Florida St.: 98....	3	2	3	.400				2002
Polk Robison (Texas Tech 1935) 18: 253-196; Texas Tech: 1954, 56, 61	3	1	3	.250				1961
Red Rocha (Oregon St. 1950) 10: 110-135; Hawaii: 1972.....	1	0	1	.000				1973
Jack Rohan (Columbia 1953) 18: 197-248; Columbia: 1968.....	1	2	1	.667				1995
Bill Rohr (Ohio Wesleyan 1940) 12: 157-117; Miami (Ohio): 1953, 55, 57.....	3	0	3	.000				1963
Lorenzo Romar (Washington 1980) 1 at St. Louis: 2000; 3 at Washington: 04, 05, 06	4	4	4	.500				Active
Dick Romney (Utah 1917) 22: 224-160; Utah St.: 1939-RR	1	1	1	.500				1941
Glen Rose (Arkansas 1928) 27: 383-233; Arkansas: 1941-T3d, 58.....	2	1	3	.250				1966
Lee Rose (Transylvania 1958) 19: 388-162; 1 at Charlotte: 1977-4th; 1 at Purdue: 80-3rd.....	2	8	3	.727				1986
Lou Rossini (Columbia 1948) 25: 359-256; 1 at Columbia: 1951; 3 at New York U.: 60-4th, 62, 63.....	4	6	6	.500				1979
Dee Rowe (Middlebury 1952) 8: 120-88; Connecticut: 1976.....	1	1	1	.500				1977
Jeff Ruland (Iona 1991) Iona: 2000, 01, 06	3	0	3	.000				Active
Adolph Rupp (Kansas 1923) 41: 875-190; Kentucky: 1942-T3d, 45-RR, 48-CH, 49-CH, 51-CH, 52-RR, 55, 56-RR, 57-RR, 58-CH, 59, 61-RR, 62-RR, 64, 66-2nd, 68-RR, 69, 70-RR, 71, 72-RR	20	30	18	.625				1972
Kerry Rupp (Southern Utah 1977) Utah: 2004.....	1	0	1	.000				Active
Andy Russo (Lake Forest 1970) 10: 183-117; 2 at Louisiana Tech: 1984, 85; 1 at Washington: 86.....	3	3	3	.500				1989
Bo Ryan (Wilkes 1969) Wisconsin: 2002, 03, 04, 05-RR, 06.....	5	7	5	.583				Active
Doc Sadler (Arkansas 1982) UTEP: 2005	1	0	1	.000				Active
Kelvin Sampson (UNC Pembroke 1978) 1 at Washington St.: 1994; 11 at Oklahoma: 95, 96, 97, 98, 99, 2000, 01, 02-T3d, 03-RR, 05, 06	12	11	12	.478				Active
Rick Samuels (Chadron St. 1971) 26: 363-366; Eastern Ill: 1992, 2001	2	0	2	.000				2005
Wimp Sanderson* (North Ala. 1959) 17: 350-176; Alabama: 1982, 83, 84, 85, 86, 87*, 89, 90, 91, 92	10	12	10	.545				1999
Jim Satalin (St. Bonaventure 1969) 16: 240-213; St. Bonaventure: 1978	1	0	1	.000				1989
Fred Schaus (West Virginia 1949) 12: 251-96; 6 at West Virginia: 1955, 56, 57, 58, 59-2nd, 60; 1 at Purdue: 77	7	6	7	.462				1978
Charlie Schmaus (VMI 1966) 6: 75-90; VMI: 1977	1	1	1	.500				1982
Tom Schneider (Bucknell 1969) 9: 97-150; 1 at Lehigh: 1985; 1 at Penn: 87	2	0	2	.000				1992
Bill Scott (Hardin-Simmons 1947) 11: 129-161; Hardin-Simmons: 1953, 57	2	0	2	.000				1962
Joe Scott (Princeton 1987) Air Force: 2004	1	0	1	.000				Active
Bill Self (Oklahoma St. 1985) 2 at Tulsa: 1999, 2000-RR; 3 at Illinois: 2001-RR, 02, 03; 3 at Kansas: 04-RR, 05, 06	8	13	8	.619				Active
Herb Sendek (Carnegie Mellon 1985) 1 at Miami (Ohio): 1995; 5 at North Carolina St.: 2002, 03, 04, 05, 06	6	6	6	.500				Active
Alex Severance (Villanova 1929) 25: 413-201; Villanova: 1939-T3d, 49-RR, 51, 55 ...	4	4	4	.500				1961
Fred Shabel (Duke 1954) 4: 72-29; Connecticut: 64-RR, 65, 67	3	2	3	.400				1967
Howard Shannon (Kansas St. 1948) 7: 104-68; Virginia Tech: 1967-RR.....	1	2	1	.667				1971
Alex Shaw (Michigan 1932) 24: 299-169; Williams: 1955.....	1	0	1	.000				1973
Buster Sheary (Catholic 1933) 7: 155-36; Holy Cross: 1950-RR, 53-RR.....	2	2	3	.400				1955
Everett Shelton (Phillips 1923) 31: 494-347; Wyoming: 1941-RR, 43-CH, 47-RR, 48-RR, 49-RR, 52-RR, 53, 58	8	4	12	.250				1968
Beryl Shipley* (Delta St. 1951) 16: 293-126; La-Lafayette: 1972*, 73*	2	3	3	.500				1973
Dick Shrider (Ohio 1948) 9: 126-96; Miami (Ohio): 1958, 66	2	1	3	.250				1966
John Shulman (East Tenn. St. 1989) Chattanooga: 2005.....	1	0	1	.000				Active
John Shumate (Notre Dame 1974) 10: 136-151; SMU: 1993.....	1	0	1	.000				1995
Stan Simpson (Ga. Southern 1961) 5: 71-66; Middle Tenn.: 1982.....	1	1	1	.500				1984
Al Skinner (Massachusetts 1974) 2 at Rhode Island: 1993, 97; 5 at Boston College: 2001, 02, 04, 05, 06	7	6	7	.462				Active
Roy Skinner (Presbyterian 1952) 16: 278-135; Vanderbilt: 1965-RR, 74.....	2	1	3	.250				1976
Norm Sloan* (North Carolina St. 1951) 37: 627-395; 3 at North Carolina St.: 1970, 74-CH, 80; 3 at Florida: 87*, 88*, 89	6	8	5	.615				1989
Dean Smith (Kansas 1953) 36: 879-254; North Carolina: 1967-4th, 68-2nd, 69-4th, 72-3rd, 75, 76, 77-2nd, 78, 79, 80, 81-2nd, 82-CH, 83-RR, 84, 85-RR, 86, 87-RR, 88-RR, 89, 90, 91-T3d, 92, 93-CH, 94, 95-T3d, 96, 97-T3d.....	27	65	27	.707				1997
George Smith (Cincinnati 1935) 8: 154-56; Cincinnati: 1958, 59-3rd, 60-3rd.....	3	7	3	.700				1960
Jay Smith (Saginaw Valley 1984) 10: 118-166; Central Mich.: 2003.....	1	1	1	.500				2006
Sonny Smith (Milligan 1958) 22: 339-304; 5 at Auburn: 1984, 85, 86-RR, 87, 88; 1 at VCU: 96	6	7	6	.538				1998
Tubby Smith (High Point 1973) 2 at Tulsa: 1994, 95; 2 at Georgia: 96, 97; 9 at Kentucky: 98-CH, 99-RR, 2000, 01, 02, 03-RR, 04, 05-RR, 06.....	13	28	12	.700				Active
Gene Smithson (North Central 1961) 11: 221-99; Wichita St.: 1981-RR, 85	2	3	2	.600				1986
Fred Snowden (Wayne St. (Mich.) 1958) 10: 167-108; Arizona: 1976-RR, 77.....	2	2	2	.500				1982
James Snyder (Ohio 1941) Ohio: 1960, 61, 64-RR, 65, 70, 72, 74	7	3	8	.273				1974
Quin Snyder (Duke 1989) 7: 128-96; Missouri: 2000, 01, 02-RR, 03	4	5	4	.556				2006
Brad Soderberg (Wis-Stevens Point 1985) Wisconsin: 2001	1	0	1	.000				Active
Bob Spear (DePauw 1941) 15: 177-176; Air Force: 1960, 62	2	0	2	.000				1971
Kirk Speraw (Iowa 1980) UCF: 1994, 96, 2004, 05	4	0	4	.000				Active
Rob Spivey (Ashland 1972) 2 at Alabama St.: 2001, 04; 1 at Southern U.: 06	3	0	3	.000				Active
Charlie Spoonhour (School of Ozarks 1961) 19: 373-202; 5 at Missouri St.: 1987, 88, 89, 90, 92; 3 at St. Louis: 94, 95, 98	8	3	8	.273				2004
Bob Staak (Connecticut 1971) 10: 133-155; Xavier: 1983	1	0	1	.000				1989
Floyd Stahl (Illinois 1926) 11: 107-120; Harvard: 1946-RR.....	1	0	2	.000				1958
Kevin Stallings (Purdue 1982) 2 at Illinois St.: 1997, 98; 1 at Vanderbilt: 2004	3	3	3	.500				Active
Rick Stansbury (Campbellsville 1982) Mississippi St.: 2002, 03, 04, 05	4	3	4	.429				Active
Stu Starner (Minn.-Morris 1965) 12: 194-153; Montana St.: 1986	1	0	1	.000				1995
Steve Steinwedel (Mississippi St. 1975) 10: 163-121; Delaware: 1992, 93	2	0	2	.000				1995
Bruce Stewart (Jacksonville St. 1975) 9: 205-84; Middle Tenn.: 1985, 87, 89	3	1	3	.250				1991
Carl Stewart (Grambling 1954) 10: 153-119; Southern U.: 1981	1	0	1	.000				1982
Norm Stewart#* (Missouri 1956) Missouri: 1976-RR, 78, 80, 81, 82, 83, 86, 87, 88, 89, 90, 92, 93, 94-RR*, 95, 99.....	16	12	16	.429				1999

Tournament trivia

Question...

What NCAA basketball championship coach also played Major League baseball?

Answer...

Fred Taylor, who coached Ohio State to the title in 1960, played in 22 games over three years as a first baseman for the Washington Senators from 1950-52.

Coach (Alma Mater)	Career Record, Tourney Teams and Years in Tourney		Tournament			Last Year of Career
	Yrs	W L Pct.	Yrs	W L Pct.		
Andy Stoglin (UTEP 1965)	16	229-242; Jackson St.: 1997, 2000	2	0 2 .000		2003
Dave Strack (Michigan 1946)	9	124-104; Michigan: 1964-3rd, 65-2nd, 66-RR	3	7 3 .700		1968
Bill Strannigan (Wyoming 1941)	23	308-289; 1 at Colorado St.: 1954; 1 at Wyoming: 67	2	0 4 .000		1973
Lafayette Stribling (Mississippi Industrial 1957)	22	305-318; Mississippi Val.: 1986, 92, 96	3	0 3 .000		2005
Guy Strong (Eastern Ky. 1955)	14	191-161; Eastern Ky.: 1972	1	0 1 .000		1977
Gene Sullivan (Notre Dame 1953)	9	149-114; Loyola (Ill.): 1985	1	2 1 .667		1989
Don Suman (Rice 1944)	10	132-105; Rice: 1954	1	1 1 .500		1959
Eddie Sutton* (Oklahoma St. 1958)	36	798-315; 1 at Creighton: 1974; 9 at Arkansas: 77, 78-3rd, 79-RR, 80, 81, 82, 83, 84, 85; 3 at Kentucky: 86-RR, 87, 88*; 13 at Oklahoma St.: 91, 92, 93, 94, 95-T3d, 98, 99, 2000-RR, 01, 02, 03, 04-T3d, 05	26	39 26 .600		2006
Scott Sutton (Oklahoma St. 1994)	7	Oral Roberts: 2006	1	0 1 .000		Active
Johnny Swaim (TCU 1953)	10	102-151; TCU: 1968-RR, 71	2	1 2 .333		1977
Wayne Szoke (Maryland 1963)	14	205-174; Monmouth: 1996	1	0 1 .000		1998
Carl Tacy (Davis & Elkins 1956)	14	245-153; 1 at Marshall: 1972; 4 at Wake Forest: 77-RR, 81, 82, 84-RR	5	5 5 .500		1985
Jerry Tarkanian* (Fresno St. 1956)	31	778-202; 4 at Long Beach St.: 1970, 71-RR*, 72-RR*, 73*; 12 at UNLV: 75, 76, 77-3rd, 83, 84, 85, 86, 87-T3d, 88, 89-RR, 90-CH, 91-T3d; 2 at Fresno St.: 2000*, 01	18	38 18 .679		2002
Dick Tarrant (Fordham 1951)	12	239-126; Richmond: 1984, 86, 88, 90, 91	5	5 5 .500		1993
Billy Taylor (Notre Dame 1995)	7	Lehigh: 2004	1	0 1 .000		Active
Blaine Taylor (Montana 1982)	2	at Montana: 1992, 97, 1 at Old Dominion: 2005	3	0 3 .000		Active
Fred Taylor (Ohio St. 1950)	18	297-158; Ohio St.: 1960-CH, 61-2nd, 62-2nd, 68-3rd, 71-RR	5	14 4 .778		1976
Roy Thomas (Baylor 1974)	5	61-79; N.C. A&T: 1995	1	0 1 .000		1999
Bob Thomason (Pacific 1971)	5	Pacific: 1997, 2004, 05, 06	4	2 4 .333		Active
Gary Thompson (Wichita St. 1954)	7	93-94; Wichita St.: 1965-4th	1	2 2 .500		1971
John Thompson (Providence 1964)	27	596-239; Georgetown: 1975, 76, 79, 80-RR, 81, 82-2nd, 83, 84-CH, 85-2nd, 86, 87-RR, 88, 89-RR, 90, 91, 92, 94, 95, 96-RR, 97	20	34 19 .642		1999
John Thompson III (Princeton 1989)	2	at Princeton: 2001, 04; 1 at Georgetown: 06	3	2 3 .400		Active
Jimmy Tillette (Our Lady of Holy Cross 1975)	5	Samford: 1999, 2000	2	0 2 .000		Active
Bob Timmons (Pittsburgh 1933)	15	174-189; Pittsburgh: 1957, 58, 63	3	1 4 .200		1968
Ken Trickey (Middle Tenn. 1954)	15	217-173; Oral Roberts: 1974-RR	1	2 1 .667		1989
Terry Truax (Maryland 1968)	14	202-203; Towson: 1990, 91	2	0 2 .000		1997
Billy Tubbs (Lamar 1958)	31	631-340; 2 at Lamar: 1979, 80; 9 at Oklahoma: 83, 84, 85-RR, 86, 87, 88-2nd, 89, 90, 92; 1 at TCU: 98	12	18 12 .600		2006
Rod Tueller (Utah St. 1959)	9	139-120; Utah St.: 1980, 83, 88	3	0 3 .000		1988
Mark Turgeon (Kansas 1987)	5	Wichita St.: 2006	1	2 1 .667		Active
M.K. Turk (Livingston 1964)	20	300-267; Southern Miss.: 1990, 91	2	0 2 .000		1996
Forrest Twogood (Iowa 1929)	21	321-256; Southern California: 1954-4th, 60, 61	3	3 5 .375		1966
Ralph Underhill (Tennessee Tech 1964)	18	356-162; Wright St.: 1993	1	0 1 .000		1996
Paul Valenti (Oregon St. 1942)	7	91-82; Oregon St.: 1966-RR	1	1 1 .500		1970
Jim Valvano* (Rutgers 1967)	19	345-211; 2 at Iona: 1979, 80*; 7 at North Carolina St.: 82, 83-CH, 85-RR, 86-RR, 87*, 88*, 89	9	15 8 .652		1990
Bob Vanatta (Central Methodist 1945)	22	349-199; 1 at Bradley: 1955-RR; 1 at Memphis: 62	2	2 2 .500		1973
Butch van Breda Kolff (Princeton 1947)	28	482-272; Princeton: 1963, 64, 65-3rd, 67	4	7 5 .583		1994
Jan van Breda Kolff (Vanderbilt 1974)	12	204-155; 1 at Vanderbilt: 1997; 1 at Pepperdine: 2000	2	1 2 .333		2003
Joe Vancisin (Dartmouth 1944)	19	206-242; Yale: 1957, 62	2	0 2 .000		1975
Dick Versace (Wisconsin 1964)	8	156-88; Bradley: 1980, 86	2	1 2 .333		1986
Tim Vezie (Denver 1967)	7	103-86; San Diego St.: 1975, 76	2	0 2 .000		1979
Mike Vining (La.-Monroe 1967)	24	401-303; La.-Monroe: 1982, 86, 90, 91, 92, 93, 96	7	0 7 .000		2005
Gene Visscher (Weber St. 1966)	6	74-74; Weber St.: 1972, 73	2	1 3 .250		1983
Dick Vitale (Seton Hall 1962)	4	78-30; Detroit: 1977	1	1 1 .500		1977
Bob Wade* (Morgan St. 1967)	3	36-50; Maryland: 1988*	1	1 1 .500		1989
Jerry Wainwright (Colorado Col. 1968)	2	at UNC Wilmington: 2000, 02; 1 at Richmond: 04	3	1 3 .250		Active
Riley Wallace (Centenary [La.] 1964)	1	Hawaii: 1994, 2001, 02	3	0 3 .000		Active
Sox Walseth (Colorado 1948)	22	292-263; Colorado: 1962-RR, 63-RR, 69	3	3 3 .500		1976
Dick Walters (Illinois St. 1969)	7	114-87; Evansville: 1982	1	0 1 .000		1985
Royce Waltman (Slippery Rock 1964)	5	Indiana St.: 2000, 01	2	1 2 .333		Active
John Warren (Oregon 1928)	5	87-74; Oregon: 1945-RR	1	1 1 .500		1951
Tom Wasdin (Florida 1957)	3	63-18; Jacksonville: 1971, 73	2	0 2 .000		1973
Bucky Waters (North Carolina St. 1957)	8	132-86; West Virginia: 1967	1	0 1 .000		1973
Gary Waters (Ferris St. 1975)	1	Kent St.: 1999, 2001	2	1 2 .333		Active
Lou Watson (Indiana 1950)	5	62-60; Indiana: 1967	1	1 1 .500		1971
Melvin Watkins (Charlotte 1977)	8	102-132; Charlotte: 1997, 98	2	2 2 .500		2004
Perry Watson (Eastern Mich. 1972)	1	Detroit: 1998, 99	2	2 2 .500		Active
Stan Watts (Brigham Young 1938)	23	371-254; Brigham Young: 1950-RR, 51-RR, 57, 65, 69, 71, 72	7	4 10 .286		1972
James Weaver (DePaul 1947)	7	110-69; St. Mary's (Cal.): 1959-RR	1	1 1 .500		1962
Paul Webb (William & Mary 1951)	29	511-257; Old Dominion: 1980, 82, 85	3	0 3 .000		1985
Bruce Weber (Wis.-Milwaukee 1978)	2	at Southern Ill.: 2002, 03; 3 at Illinois: 04, 05-2nd, 06	5	10 5 .667		Active
Bob Weinbauer (Cortland St. 1961)	8	143-90; Penn: 1978, 79-4th, 80, 82	4	6 5 .545		1985
Larry Weise (St. Bonaventure 1958)	12	202-90; St. Bonaventure: 1968, 70-4th	2	4 4 .500		1973
Steve Welch (Southeastern La. 1971)	7	75-121; McNeese St.: 1989	1	0 1 .000		1994
Tim Welsh (Potsdam St. 1984)	1	at Iona: 1998; 2 at Providence: 2001, 04	3	0 3 .000		Active
Bob Weltlich (Ohio St. 1967)	22	300-335; 1 at Mississippi: 1981; 1 at Florida Int'l: 95; 1 at South Ala.: 98	3	0 3 .000		2002



Photo by Rich Clarkson/NCAA Photos

John Thompson is all smiles after his Georgetown Hoyas won the NCAA title in 1984. Thompson took the Hoyas to 20 tournament appearances and compiled 34 wins there.

Question...

What three coaches have led the Georgia Bulldogs to the NCAA tournament?

Answer...

Hugh Durham, Tubby Smith and Jim Harrick



Photo by Rich Clarkson/NCAA Photos

Gary Williams has taken three different schools to the NCAA tournament, including 10 trips with Maryland, two Final Fours and one national title in 2002.


Coach (Alma Mater)	Career Record, Tourney Teams and Years in Tourney				Tournament			Last Year of Career
	Yrs	W	L	Pct.	Yrs	W	L	
Bob Wenzel (Rutgers 1971) 15: 216-221; 1 at Jacksonville: 1986; 2 at Rutgers: 89, 91 ...	3	0	3	.000				1997
Paul Westhead (St. Joseph's 1961) 18: 285-223; 2 at La Salle: 1975, 78; 3 at Loyola Marymount: 88, 89, 90-RR.....	5	4	5	.444				1997
Paul Westphal (Southern California 1972) 7: 139-90; Pepperdine: 2002.....	1	0	1	.000				2006
Davey L. Whitney (Kentucky St. 1953) 32: 566-356; Alcorn St.: 1980, 82, 83, 84, 99, 2002.....	6	3	6	.333				2003
Dereck Whittenburg (North Carolina St. 1984) Wagner: 2003.....	1	0	1	.000				Active
George Wighton (Ohio St. 1956) 21: 175-275; Connecticut: 1963.....	1	0	1	.000				1986
Ralph Willard (Holy Cross 1967) 2 at Western Ky.: 1993, 94; 3 at Holy Cross: 2001, 02, 03.....	5	2	5	.286				Active
Bob Williams (San Jose St. 1975) UC Santa Barb.: 2002.....	1	0	1	.000				Active
Carroll Williams (San Jose St. 1955) 22: 341-277; Santa Clara: 1987.....	1	0	1	.000				1992
Gary Williams (Maryland 1967) 2 at Boston College: 1983, 85; 1 at Ohio St.: 87; 10 at Maryland: 94, 95, 96, 97, 98, 99, 2000, 01-T3d, 02-CH, 03, 04.....	14	26	13	.667				Active
Jim Williams (Utah St. 1947) 26: 352-293; Colorado St.: 1963, 65, 66, 69-RR.....	4	2	4	.333				1980
Joe Williams (SMU 1956) 22: 363-253; 1 at Jacksonville: 1970-2nd; 5 at Furman: 71, 73, 74, 75, 78; 1 at Florida St.: 80.....	7	6	8	.429				1986
Richard Williams (Mississippi St. 1967) 12: 191-163; Mississippi St.: 1991, 95, 96-T3d..	3	6	3	.667				1998
Roy Williams (North Carolina 1972) 14 at Kansas: 1990, 91-2nd, 92, 93-T3d, 94, 95, 96-RR, 97, 98, 99, 2000, 01, 02-T3d, 03-2nd; 3 at North Carolina: 04, 05-CH, 06.....	17	42	16	.724				Active
A.B. Williamson (N.C. A&T 1968) 15: 241-182; Howard: 1981.....	1	0	1	.000				1990
Tex Winter (Southern California 1947) 30: 454-333; Kansas St.: 1956, 58-4th, 59-RR, 61-RR, 64-4th, 68.....	6	7	9	.438				1983
Dennis Wolff (Connecticut 1978) Boston U.: 1997, 2002.....	2	0	2	.000				Active
John Wooden (Purdue 1932) 29: 664-162; UCLA: 1950-RR, 52, 56, 62-4th, 63, 64-CH, 65-CH, 67-CH, 68-CH, 69-CH, 70-CH, 71-CH, 72-CH, 73-CH, 74-3rd, 75-CH.....	16	47	10	.825				1975
Jim Wooldridge (Louisiana Tech 1977) 19: 311-238; Texas St.: 1994.....	1	0	1	.000				2006
Charles Woollum (William & Mary 1962) 25: 387-315; Bucknell: 1987, 89.....	2	0	2	.000				2000
Phil Woolpert (Loyola Marymount 1940) 16: 239-164; San Francisco: 1955-CH, 56-CH, 57-3rd, 58.....	4	13	2	.867				1969
Jay Wright (Bucknell 1983) 2 at Hofstra: 2000, 01; 2 at Villanova: 05, 06-RR.....	4	5	4	.556				Active
Joby Wright (Indiana 1972) 7: 114-89; Miami (Ohio): 1992.....	1	0	1	.000				1997
Ned Wulk (Wis.-La Crosse 1942) 31: 495-342; Arizona St.: 1958, 61-RR, 62, 63-RR, 64, 73, 75-RR, 80, 81.....	9	8	10	.444				1982
Wayne Yates (Memphis 1961) 10: 141-141; Memphis: 1976.....	1	0	1	.000				1985
Steve Yoder (Ill. Wesleyan 1962) 15: 205-227; Ball St.: 1981.....	1	0	1	.000				1992
Tom Young (Maryland 1958) 31: 524-328; 4 at Rutgers: 1975, 76-4th, 79, 83; 1 at Old Dominion: 86.....	5	6	6	.500				1991
Bob Zuffelato (Central Conn. St. 1959) 10: 154-121; Boston College: 1975.....	1	1	2	.333				1983
Matt Zunic (George Washington 1942) 15: 213-135; 1 at Boston U.: 1959-RR; 1 at Massachusetts: 62.....	2	2	2	.500				1976

***Official NCAA Tournament Records**

	Yrs.	Won	Lost	Pct.	Yrs.	Won	Lost	Pct.	
Todd Bozeman.....	2	2	2	.500	Dana Kirk.....	0	0	0	.000
Larry Brown.....	6	14	5	.737	Jack Kraft.....	6	7	7	.500
Jim Calhoun.....	18	39	16	.709	Steve Lavin.....	5	11	5	.688
John Calipari.....	7	11	7	.611	Neil McCarthy.....	6	1	6	.143
James Dickey.....	1	0	1	.000	Joey Meyer.....	3	0	3	.000
Hugh Durham.....	7	7	7	.500	Ralph Miller.....	7	3	8	.273
Brian Ellerbe.....	0	0	0	.000	Bill Musselman.....	1	0	1	.000
Cliff Ellis.....	7	6	7	.462	Jim O'Brien.....	3	5	3	.625
Steve Fisher.....	6	14	5	.737	Johnny Oldham.....	5	2	5	.286
Bill Frieder.....	5	6	5	.545	Lute Olson.....	26	46	26	.639
Jim Harrick.....	15	17	14	.548	Jack Ramsay.....	6	5	10	.333
Clem Haskins.....	5	6	5	.545	Wimp Sanderson.....	9	10	9	.526
Ricky Huckabay.....	2	0	2	.000	Berly Shipley.....	0	0	0	.000
Ron Jacobs.....	0	0	0	.000	Norm Sloan.....	4	5	3	.625
Mike Jarvis.....	8	7	8	.467	Norm Stewart.....	15	9	15	.375
Gene Keady.....	17	18	17	.514	Eddie Sutton.....	25	37	25	.597
Lake Kelly.....	2	1	2	.333	Jerry Tarkanian.....	14	32	14	.696
					Jim Valvano.....	6	14	5	.737
					Bob Wade.....	0	0	0	.000

Attendance and Sites

Attendance History.....	112
Attendance Records.....	113
All-Time Site and Arena History.....	114
Tournament Game Arenas By Site	115
Future Dates and Sites	123



Attendance History

By Tournament

Year	Final Date	Final Crowd	*Total Atten.	Sess.	Avg. Atten.	Final Site	Final Facility	No. of Teams
1939	3-27	5,500	15,025	5	3,005	Evanston, IL	Patten Gymnasium	8
1940	3-30	10,000	36,880	5	7,376	Kansas City, MO	Municipal Auditorium	8
1941	3-29	7,219	48,055	5	9,611	Kansas City, MO	Municipal Auditorium	8
1942	3-28	6,500	24,372	5	4,874	Kansas City, MO	Municipal Auditorium	8
1943	3-30	13,300	56,876	5	11,375	New York	Madison Square Garden	8
1944	3-28	15,000	59,369	5	11,874	New York	Madison Square Garden	8
1945	3-27	18,035	67,780	5	13,556	New York	Madison Square Garden	8
1946	3-26	18,479	73,116	5	14,623	New York	Madison Square Garden	8
1947	3-25	18,445	72,959	5	14,592	New York	Madison Square Garden	8
1948	3-23	16,174	72,523	5	14,505	New York	Madison Square Garden	8
1949	3-26	10,600	66,077	5	13,215	Seattle	Edmundson Pavilion	8
1950	3-28	18,142	75,464	5	15,093	New York	Madison Square Garden	8
1951	3-27	15,348	110,645	9	12,294	Minneapolis	Williams Arena	16
1952	3-26	10,700	115,712	10	11,571	Seattle	Edmundson Pavilion	16
1953	3-18	10,500	127,149	14	9,082	Kansas City, MO	Municipal Auditorium	22
1954	3-20	10,500	115,391	15	7,693	Kansas City, MO	Municipal Auditorium	24
1955	3-19	10,500	116,983	15	7,799	Kansas City, MO	Municipal Auditorium	24
1956	3-23	10,600	132,513	15	8,834	Evanston, IL	McGaw Hall	25
1957	3-23	10,500	108,891	14	7,778	Kansas City, MO	Municipal Auditorium	23
1958	3-22	18,803	176,878	14	12,634	Louisville, KY	Freedom Hall	24
1959	3-21	18,498	161,809	14	11,558	Louisville, KY	Freedom Hall	23
1960	3-19	14,500	155,491	16	9,718	San Francisco	Cow Palace	25
1961	3-25	10,700	169,520	14	12,109	Kansas City, MO	Municipal Auditorium	24
1962	3-24	18,469	177,469	14	12,676	Louisville, KY	Freedom Hall	25
1963	3-23	19,153	153,065	14	10,933	Louisville, KY	Freedom Hall	25
1964	3-21	10,864	140,790	14	10,056	Kansas City, MO	Municipal Auditorium	25
1965	3-20	13,204	140,673	13	10,821	Portland, OR	Memorial Coliseum	23
1966	3-19	14,253	140,925	13	10,840	College Park, MD	Cole Fieldhouse	22
1967	3-25	18,892	159,570	14	11,398	Louisville, KY	Freedom Hall	23
1968	3-23	14,438	160,888	14	11,492	Los Angeles	Sports Arena	23
1969	3-22	18,669	165,712	15	11,047	Louisville, KY	Freedom Hall	25
1970	3-21	14,380	146,794	16	9,175	College Park, MD	Cole Fieldhouse	25
1971	3-27	31,765	207,200	16	12,950	Houston	Astrodome	25
1972	3-25	15,063	147,304	16	9,207	Los Angeles	Sports Arena	25
1973	3-26	19,301	163,160	16	10,198	St. Louis	St. Louis Arena	25
1974	3-25	15,742	154,112	16	9,632	Greensboro, NC	Greensboro Coliseum	25
1975	3-31	15,151	183,857	18	10,214	San Diego	Sports Arena	32
1976	3-29	17,540	202,502	18	11,250	Philadelphia	Spectrum	32
1977	3-28	16,086	241,610	18	13,423	Atlanta	Omni	32
1978	3-27	18,721	227,149	18	12,619	St. Louis	Checkerdome	32
1979	3-26	15,410	262,101	22	11,914	Salt Lake City	Special Events Center	40
1980	3-24	16,637	321,260	26	12,356	Indianapolis	Market Square Arena	48
1981	3-30	18,276	347,414	26	13,362	Philadelphia	Spectrum	48
1982	3-29	61,612	427,251	26	16,433	New Orleans	Louisiana Superdome	48
1983	4-4	17,327	364,356	28	13,013	Albuquerque, NM	U. of New Mexico Pit	52
1984	4-2	38,471	397,481	28	14,196	Seattle	Kingdome	53
1985	4-1	23,124	422,519	34	12,427	Lexington, KY	Rupp Arena	64
1986	3-31	16,493	499,704	34	14,697	Dallas	Reunion Arena	64
1987	3-30	64,959	654,744	34	19,257	New Orleans	Louisiana Superdome	64
1988	4-4	16,392	558,998	34	16,441	Kansas City, MO	Kemper Arena	64
1989	4-3	39,187	613,242	34	18,037	Seattle	Kingdome	64
1990	4-2	17,765	537,138	34	15,798	Denver	McNichols Arena	64
1991	4-1	47,100	665,707	34	19,580	Indianapolis	RCA Dome	64
1992	4-6	50,379	580,462	34	17,072	Minneapolis	Humphrey Metrodome	64
1993	4-5	64,151	707,719	34	20,815	New Orleans	Louisiana Superdome	64
1994	4-4	23,674	578,007	34	17,000	Charlotte, NC	Charlotte Coliseum	64
1995	4-3	38,540	540,101	34	15,885	Seattle	Kingdome	64
1996	4-1	19,229	631,834	34	18,583	East Rutherford, NJ	Continental Airlines Arena	64
1997	3-31	47,028	646,531	34	19,016	Indianapolis	RCA Dome	64
1998	3-30	40,509	663,876	34	19,526	San Antonio	Alamodome	64
1999	3-29	41,340	720,685	34	21,197	St. Petersburg, FL	Tropicana Field	64
2000	4-3	43,116	624,777	34	18,375	Indianapolis	RCA Dome	64
2001	4-2	45,994	612,089	35	17,488	Minneapolis	Humphrey Metrodome	65
2002	4-1	52,647	720,433	35	20,584	Atlanta	Georgia Dome	65
2003	4-7	54,524	715,080	35	20,431	New Orleans	Louisiana Superdome	65
2004	4-5	44,468	716,899	35	20,483	San Antonio	Alamodome	65
2005	4-4	47,262	689,317	35	19,695	St. Louis	Edward Jones Dome	65
2006	4-3	43,168	670,254	35	19,150	Indianapolis	RCA Dome	65
2007	4-2					Atlanta	Georgia Dome	
2008	4-7					San Antonio	Alamodome	
2009	4-6					Detroit	Ford Field	
2010	4-5					Indianapolis	Lucas Oil Stadium	
2011	4-4					Houston	Reliant Stadium	

Photo by Ryan McKeen/NCAA Photos



Maryland's Chris Wilcox blocks a shot attempt from Indiana's Tom Coverdale during the 2002 Final Four held in the Georgia Dome in Atlanta. The Terrapins of Maryland went on to defeat the Indiana Hoosiers to win the NCAA title.

Tournament trivia

Question...

Has a school ever won the title game while playing in its home city?

Answer...

Yes, three times. CCNY won the title in New York City in 1950 and UCLA won in 1968 and 1972 in Los Angeles.

Years	Championship Game...		Tournament History...		
	Final Session	*Total Atten.	All Sessions	*Total Atten.	*Avg. Atten.
1939-49	11	139,252	55	593,032	10,782
1950-59	10	134,091	125	1,241,435	9,931
1960-69	10	153,142	141	1,564,103	11,093
1970-79	10	179,159	174	1,935,789	11,125
1980-89	10	312,478	304	4,606,969	15,155

Years	Championship Game...			Tournament History...		
	Final Session	*Total Atten.	Avg. Atten.	All Sessions	*Total Atten.	*Avg. Atten.
1990-99.....	10	389,715	38,972	340	6,272,060	18,447
2000-06.....	7	331,087	47,298	244	4,748,849	19,462
All Time.....	68	1,638,924	24,102	1,383	20,962,237	15,157

*Total attendance: 1939-69; paid attendance off of box scores: 1970-present.

Attendance Records

HIGHEST TOTAL FOR TOURNAMENT

720,685, 1999 (34 sessions)
 720,433, 2002 (35)
 716,899, 2004 (35)
 715,080, 2003 (35)
 707,719, 1993 (34)
 689,317, 2005 (35)
 670,254, 2006 (35)
 665,707, 1991 (34)
 663,876, 1998 (34)
 654,744, 1987 (34)

HIGHEST AVERAGE PER GAME OR SESSION FOR TOURNAMENT

21,197, 1999 (720,685 in 34 sessions)
 20,815, 1993 (707,719 in 34)
 20,584, 2002 (720,433 in 35)
 20,483, 2004 (716,899 in 35)
 20,431, 2003 (715,080 in 35)
 19,695, 2005 (689,317 in 35)
 19,580, 1991 (665,707 in 34)
 19,526, 1998 (663,876 in 34)
 19,257, 1987 (654,744 in 34)
 19,150, 2006 (670,254 in 35)

HIGHEST GAME OR SESSION—TOURNAMENT

64,959, Louisiana Superdome, New Orleans, CH, Indiana (74) vs. Syracuse (73), 3-30-1987; NSF, Indiana (97) vs. UNLV (93) and Syracuse vs. Providence (63), 3-28-1987
 64,151, Louisiana Superdome, New Orleans, CH, North Carolina (77) vs. Michigan (71), 4-5-1993; NSF, North Carolina (78) vs. Kansas (68) and Michigan (81) vs. Kentucky (78) (ot), 4-3-1993
 61,612, Louisiana Superdome, New Orleans, CH, North Carolina (63) vs. Georgetown (62), 3-29-1982; NSF, North Carolina (68) vs. Houston (63) and Georgetown (50) vs. Louisville (46), 3-27-1982
 54,524, Louisiana Superdome, New Orleans, CH, Syracuse (81) vs. Kansas (78), 4-7-2003 (54,432 in NSF)
 52,647, Georgia Dome, Atlanta, CH, Maryland (64) vs. Indiana (52), 4-1-2002; NSF, Maryland (97) vs. Kansas (88) and Indiana (73) vs. Oklahoma (69), 3-30-2002
 50,379, Hubert H. Humphrey Metrodome, Minneapolis, CH, Duke (71) vs. Michigan (51), 4-6-1992; NSF, Duke (81) vs. Indiana (78) and Michigan (76) vs. Cincinnati (72), 4-4-1992
 47,754, Edward Jones Dome, St. Louis, NSF, Illinois (72) vs. Louisville (58) and North Carolina (87) vs. Michigan St. (71), 4-2-2005 (47,262 in CH)
 47,100, RCA Dome, Indianapolis, CH, Duke (72) vs. Kansas (65), 4-1-1991; NSF, Duke (79) vs. UNLV (77) and Kansas (79) vs. North Carolina (73), 3-30-1991
 47,028, RCA Dome, Indianapolis, CH, Arizona (84) vs. Kentucky (79) (ot), 3-31-1997; NSF, Arizona (66) vs. North Carolina (58) and Kentucky (78) vs. Minnesota (69), 3-29-1997
 45,994, Hubert H. Humphrey Metrodome, Minneapolis, CH, Duke (82) vs. Arizona (72), 4-2-2001 (45,406 in NSF)

[Note: Figures are paid attendance. For Final Four games, media are included.]

HIGHEST SINGLE GAME—NATIONAL CHAMPIONSHIP

64,959, Louisiana Superdome, New Orleans, Indiana (74) vs. Syracuse (73), 3-30-1987
 64,151, Louisiana Superdome, New Orleans, North Carolina (77) vs. Michigan (71), 4-5-1993
 61,612, Louisiana Superdome, New Orleans, North Carolina (63) vs. Georgetown (62), 3-29-1982
 54,524, Louisiana Superdome, New Orleans, CH, Syracuse (81) vs. Kansas (78), 4-7-2003
 52,647, Georgia Dome, Atlanta, Maryland (64) vs. Indiana (52), 4-1-2002

HIGHEST SINGLE SESSION—NATIONAL SEMIFINALS

64,959, Louisiana Superdome, New Orleans, Indiana (97) vs. UNLV (93) and Syracuse (77) vs. Providence (63), 3-28-1987
 64,151, Louisiana Superdome, New Orleans, North Carolina (78) vs. Kansas (68) and Michigan (81) vs. Kentucky (78) (ot), 4-3-1993
 61,612, Louisiana Superdome, New Orleans, North Carolina (68) vs. Houston (63) and Georgetown (50) vs. Louisville (46), 3-27-1982
 54,432, Louisiana Superdome, New Orleans, Syracuse (95) vs. Texas (85) and Kansas (94) vs. Marquette, 4-5-2003
 52,647, Georgia Dome, Atlanta, Maryland (97) vs. Kansas (88) and Indiana (73) vs. Oklahoma (69), 3-30-2002

HIGHEST SINGLE GAME—REGIONAL FINAL

42,519, Trans World Dome, St. Louis, Michigan St. (73) vs. Kentucky (66), 3-21-1999
 40,589, Tropicana Field, St. Petersburg, Florida, Kentucky (86) vs. Duke (84), 3-22-1998
 33,560, Hubert H. Humphrey Metrodome, Minneapolis, Illinois (89) vs. Syracuse (86), 3-26-1989
 32,747, Louisiana Superdome, New Orleans, LSU (96) vs. Wichita St. (85), 3-22-1981
 32,328, Georgia Dome, Atlanta, Massachusetts (86) vs. Georgetown (62), 3-23-1996

HIGHEST SINGLE SESSION—REGIONAL SEMIFINALS

42,440, Trans World Dome, St. Louis, Michigan St. (54) vs. Oklahoma (46) and Kentucky (58) vs. Miami (Ohio) (43), 3-19-1999
 40,589, Tropicana Field, St. Petersburg, Florida, Kentucky (96) vs. UCLA (68) and Duke (80) vs. Syracuse (67), 3-20-1998
 34,614, Georgia Dome, Atlanta, Massachusetts (79) vs. Arkansas (63) and Georgetown (98) vs. Texas Tech (90), 3-21-1996
 34,036, Louisiana Superdome, New Orleans, Wichita St. (66) vs. Kansas (65) and LSU (72) vs. Arkansas (56), 3-20-1981
 33,560, Hubert H. Humphrey Metrodome, Minneapolis, Illinois (83) vs. Louisville (69) and Syracuse (83) vs. Missouri (80), 3-24-1989

HIGHEST SINGLE SESSION—SECOND ROUND

40,331, RCA Dome, Indianapolis, Illinois (71) vs. Nevada (59) and Kentucky (69) vs. Cincinnati (60), 3-19-2005
 37,842, RCA Dome, Indianapolis, Texas (73) vs. Purdue (72) and Xavier (74) vs. Georgetown (71), 3-18-1990

37,444, RCA Dome, Indianapolis, Illinois (72) vs. Ball St. (60) and Louisville (93) vs. Arkansas (84), 3-18-1989
 37,411, RCA Dome, Indianapolis, Louisville (78) vs. Oklahoma St. (63) and Indiana (107) vs. Xavier (70), 3-20-1993
 34,576, RCA Dome, Indianapolis, Duke (65) vs. Xavier (60) and Indiana (107) vs. Auburn (90), 3-14-1987

HIGHEST SINGLE SESSION—FIRST ROUND

39,940, RCA Dome, Indianapolis (2nd session), Texas (100) vs. Georgia (88) and Purdue (75) vs. La.-Monroe (63), 3-16-1990 (39,417 in 1st session)
 38,387, RCA Dome, Indianapolis (2nd session), Xavier (73) vs. New Orleans (55) and Indiana (97) vs. Wright St. (54), 3-19-1993 (38,343 in 1st session)
 36,823, RCA Dome, Indianapolis (2nd session), Illinois (77) vs. McNeese St. (71) and Ball St. (68) vs. Pittsburgh (64), 3-16-1989 (36,705 in 1st session)
 31,569, RCA Dome, Indianapolis (2nd session), Mississippi St. (58) vs. VCU (51) and Princeton (43) vs. UCLA (41), 3-14 & 3-16-1996 (31,373 in 1st session)
 27,959, RCA Dome, Indianapolis (2nd session), Ohio St. (72) vs. Murray St. (58) and Detroit (56) vs. UCLA (53), 3-11-1999 (27,184 in 1st session)

HIGHEST SINGLE SESSION—OPENING ROUND

8,681, Dayton Arena, OH, Siena (81) vs. Alcorn St. (77), 3-12-2002
 8,254, Dayton Arena, OH, Oakland (79) vs. Alabama A&M (69), 3-15-2005
 7,808, Dayton Arena, OH, Florida A&M (72) vs. Lehigh (57), 3-16-2004
 7,764, Dayton Arena, OH, Monmouth (71) vs. Hampton (49), 3-14-2006
 7,711, Dayton Arena, OH, UNC Asheville (92) vs. Texas Southern (84) (ot), 3-18-2003

HIGHEST TWO-SESSION SERIES—FINAL FOUR

129,918, Louisiana Superdome, New Orleans, 3-28 & 3-30-1987
 128,302, Louisiana Superdome, New Orleans, 4-3 & 4-5-1993
 123,224, Louisiana Superdome, New Orleans, 3-27 & 3-29-1982
 108,956, Louisiana Superdome, New Orleans, 4-5 & 4-7-2003
 105,294, Georgia Dome, Atlanta, 3-30 & 4-1-2002

HIGHEST TWO-SESSION SERIES—REGIONAL

84,959, Trans World Dome, St. Louis, 3-19 & 3-21-1999
 81,178, Tropicana Field, St. Petersburg, FL, 3-20 & 3-22-1998
 67,120, Hubert H. Humphrey Metrodome, Minneapolis, 3-24 & 3-26-1989
 66,942, Georgia Dome, Atlanta, 3-21 & 3-23-1996
 65,075, Louisiana Superdome, New Orleans, 3-20 & 3-22-1981

HIGHEST THREE-SESSION SERIES—1ST & 2ND ROUNDS

117,199, RCA Dome, Indianapolis, 3-16 & 3-18-1990
 114,141, RCA Dome, Indianapolis, 3-19 & 3-21-1993
 110,972, RCA Dome, Indianapolis, 3-16 & 3-18-1989
 95,235, RCA Dome, Indianapolis, 3-14 & 3-16-1996
 94,419, RCA Dome, Indianapolis, 3-17 & 3-19-2005

Capacity Percentages for Preliminary-Round Games

	1st-2nd Round			Regionals			Non-Dome Total			Preliminary-Round Total		
	Capacity	Sold	Pct.	Capacity	Sold	Pct.	Capacity	Sold	Pct.	Capacity	Sold	Pct.
1989	425,625	359,064	84.4	186,834	176,390	94.4	421,734	357,653	84.8	612,459	535,454	87.4
1990	451,818	370,362	82.0	141,000	133,383	94.6	431,093	365,208	84.7	592,818	503,745	85.0
1991	449,275	379,708	84.5	234,666	191,759	81.7	357,375	336,994	94.3	683,941	571,467	83.7
1992	356,354	334,644	93.9	145,598	145,352	99.8	501,952	479,996	95.6	501,952	479,996	95.6
1993	495,390	415,274	83.8	181,400	168,141	92.7	399,290	375,443	94.0	676,790	583,415	86.2
1994	403,941	395,092	97.8	140,036	137,623	98.3	467,477	457,846	97.9	543,977	532,715	97.9
1995	339,921	329,521	96.9	134,520	133,658	99.4	474,441	463,179	97.6	474,441	463,179	97.6
1996	440,491	389,453	88.4	215,374	203,921	94.7	396,604	372,669	94.0	655,865	593,374	90.5
1997	419,198	359,994	85.9	217,000	192,553	88.7	489,098	429,765	87.9	636,198	552,547	86.9
1998	431,050	377,075	87.5	204,900	204,365	99.7	475,250	448,033	94.3	635,950	581,440	91.4
1999	486,603	428,373	88.0	208,114	207,456	99.7	450,817	426,988	94.7	694,717	635,829	91.5
2000	403,152	375,949	93.9	168,318	164,318	97.6	433,260	413,561	95.5	571,470	540,199	94.5
2001	396,150	317,827	80.2	216,500	184,546	85.2	412,650	359,392	87.1	612,650	502,373	82.0
2002	458,637	437,267	95.3	176,090	169,292	96.1	481,117	475,602	98.9	634,727	606,561	95.6
2003	456,963	412,499	90.3	205,178	175,055	85.3	417,141	408,765	98.0	662,141	587,554	88.7
2004	434,198	422,560	97.3	195,267	181,197	92.8	509,465	497,245	97.6	629,465	603,757	95.9
2005	458,949	435,173	94.8	161,528	159,128	98.5	444,172	438,834	98.8	620,477	594,301	95.8
2006	405,153	398,739	98.4	197,166	176,174	89.4	482,319	476,725	98.8	602,319	574,913	95.4

All-Time Site and Arena History

TOURNAMENT GAMES BY ARENA

- 83, Municipal Auditorium, Kansas City, MO, 1940-64
- 81, Jon M. Huntsman Center, Salt Lake City, 1971-2006
- 73, University of Dayton Arena, Dayton, OH, 1970-2006
- 71, Madison Square Garden, New York, 1943-61
- 60, RCA Dome, Indianapolis, 1987-2006
- 55, Omni, Atlanta, 1977-92
- 53, Charlotte Coliseum I, Charlotte, NC, 1958-93
- 53, McKale Center, Tucson, AZ, 1974-2005
- 51, Greensboro Coliseum, Greensboro, NC, 1974-2006
- 51, Palestra, Philadelphia, 1939-84

REGIONAL CHAMPIONSHIP GAMES BY ARENA

- 13, Municipal Auditorium, Kansas City, MO, 1940-52
- 10, Continental Airlines Arena, East Rutherford, NJ, 1984-2004
- 9, Madison Square Garden, New York, 1943-51
- 8, Allen Field House, Lawrence, KS, 1956-78
- 8, Gill Coliseum, Corvallis, OR, 1952-67
- 8, William Neal Reynolds Coliseum, Raleigh, NC, 1952-82
- 7, Rupp Arena, Lexington, KY, 1977-2002
- 6, Ahearn Field House, Manhattan, KS, 1953-69
- 6, Cole Field House, College Park, MD, 1962-77
- 6, Palestra, Philadelphia, 1939-80

NATIONAL CHAMPIONSHIP GAMES BY ARENA

- 9, Municipal Auditorium, Kansas City, MO, 1940-64
- 7, Madison Square Garden, New York, 1943-50
- 6, Freedom Hall, Louisville, KY, 1958-69
- 4, Louisiana Superdome, New Orleans, 1982-2003
- 4, RCA Dome, Indianapolis, 1991-2006
- 3, Kingdome, Seattle, 1984-95
- 2, Alamodome, San Antonio, 1998-2004
- 2, Cole Field House, College Park, MD, 1966-70
- 2, Hubert H. Humphrey Metrodome, Minneapolis, 1991-2001
- 2, L.A. Sports Arena, Los Angeles, 1968-72
- 2, St. Louis Arena, St. Louis, 1973-78
- 2, Spectrum, Philadelphia, 1976-81

TOURNAMENT GAMES BY CITY

- 116, Kansas City, MO, 1940-2004
- 83, Salt Lake City, 1968-2006
- 77, Charlotte, NC, 1958-2005
- 76, Atlanta, 1977-2006
- 76, Indianapolis, 1940-2006
- 76, New York, 1943-74
- 73, Dayton, OH, 1970-2006
- 71, Philadelphia, 1939-2006
- 64, Lexington, KY, 1955-2002
- 53, Tucson, AZ, 1974-2005

REGIONAL CHAMPIONSHIP GAMES BY CITY

- 17, Kansas City, MO, 1940-95
- 11, Lexington, KY, 1957-2002
- 10, East Rutherford, NJ, 1986-2004
- 9, New York, 1943-51
- 8, Corvallis, OR, 1952-67
- 8, Lawrence, KS, 1956-78
- 8, Raleigh, NC, 1951-82
- 7, Atlanta, 1981-2006
- 7, Charlotte, NC, 1958-93
- 7, Philadelphia, 1939-2001
- 7, Provo, UT, 1962-82

NATIONAL CHAMPIONSHIP GAMES BY CITY

- 10, Kansas City, MO, 1940-88
- 7, New York, 1943-50
- 6, Louisville, KY, 1958-69
- 5, Indianapolis, 1980-2006
- 5, Seattle, 1949-95
- 4, New Orleans, 1982-2003

- 3, Minneapolis, 1951-2001
- 3, St. Louis, 1973-2005
- 2, Atlanta, 1977-2002
- 2, College Park, MD, 1966-70
- 2, Evanston, IL, 1939-56
- 2, Los Angeles, 1968-72
- 2, Philadelphia, 1976-81
- 2, San Antonio, 1998-2004

TOURNAMENT GAMES BY STATE

- 200, North Carolina, 1951-2006
- 154, New York, 1943-2005
- 151, Missouri, 1940-2005
- 140, Texas, 1957-2006
- 138, Utah, 1960-2006
- 135, California, 1939-2006
- 120, Kentucky, 1955-2002
- 118, Ohio, 1957-2006
- 115, Indiana, 1940-2006
- 91, Kansas, 1953-94

REGIONAL CHAMPIONSHIP GAMES BY STATE

- 23, Missouri, 1940-2004
- 18, North Carolina, 1952-98
- 17, California, 1939-2006
- 17, Kansas, 1953-78
- 15, Kentucky, 1957-2002
- 15, New York, 1943-2005
- 13, Texas, 1957-2005
- 10, New Jersey, 1986-2004
- 10, Oregon, 1952-75
- 10, Utah, 1962-83

NATIONAL CHAMPIONSHIP GAMES BY STATE

- 13, Missouri, 1940-2005
- 7, Kentucky, 1958-85
- 7, New York, 1943-50
- 5, Indiana, 1980-2006
- 5, Washington, 1949-95
- 4, California, 1960-75
- 4, Louisiana, 1982-2003
- 4, Texas, 1971-2004
- 3, Minnesota, 1951-2001
- 2, Georgia, 1977-2002
- 2, Illinois, 1939-56
- 2, Maryland, 1966-70
- 2, North Carolina, 1974-94

Question...

What state has hosted the most NCAA basketball championship games?

Answer...

Missouri.

Tournament Game Arenas By Site

Number of games is indicated by (G), number of sessions by (S), year by (Yr.); national championship game by (CH), national third-place game by (3rd), regional by (Rgnl), second round by (2nd), first round by (1st), opening round by (OR), East region by (East), Southeast region by (SE), Midwest region by (ME), Midwest region (MW), West region by (W), Far West region by (FW), Eastern region by (En), Western region by (Wn), East-1 region by (E-1), East-2 region by (E-2), West-1 region by (W-1), West-2 region by (W-2), triple-header by (TH) and non-campus arena by (#).

G	S	Yr.	Round	City	Facility	Built	Capacity
ALABAMA							
3	2	1982	ME Rgnl	Birmingham	#Birmingham-Jefferson Civic Center	1976	17,500
4	2	1984	E 1st-2nd	"	"	"	"
3	2	1985	SE Rgnl	"	"	"	"
6	3	1987	SE 1st-2nd	"	"	"	"
3	2	1988	SE Rgnl	"	"	"	"
3	2	1997	SE Rgnl	"	"	"	"
3	2	1995	SE Rgnl	"	"	"	16,835
6	3	2000	S 1st-2nd	"	"	"	"
6	3	2003	1st-2nd	"	"	"	"
4	2	1974	ME Rgnl	Tuscaloosa	Memorial Coliseum	1968	15,043
2	1	1975	ME 1st	"	"	"	"
4	2	1981	ME 1st-2nd	"	"	"	"
					(now named Coleman Coliseum)		
ARIZONA							
2	1	1975	W 1st	Tempe	University Activity Center	1974	14,287
2	1	1975	W 1st	Tempe	University Activity Center	1974	14,287
2	1	1976	W 1st	"	"	"	"
2	1	1978	W 1st	"	"	"	"
4	2	1980	W 1st-2nd	"	"	"	"
6	3	1992	W 1st-2nd	"	"	"	"
6	3	1996	W 1st-2nd	"	"	"	13,849
4	2	1974	W Rgnl	Tucson	McKale Center	1973	14,214
2	1	1977	W 1st	"	"	"	"
2	1	1979	W 2nd	"	"	"	"
3	2	1980	W Rgnl	"	"	"	"
6	3	1987	W 1st-2nd	"	"	"	13,124
6	3	1989	W 1st-2nd	"	"	"	13,477
6	3	1991	W 1st-2nd	"	"	"	"
6	3	1993	W 1st-2nd	"	"	"	"
6	3	1997	W 1st-2nd	"	"	"	14,428
6	3	2000	W 1st-2nd	"	"	"	13,859
6	3	2005	1st-2nd	"	"	"	13,751
3	2	1999	W Rgnl	Phoenix	#America West Arena	1992	19,022
3	2	2004	Rgnl	"	"	"	18,711
CALIFORNIA							
3	2	1998	W Rgnl	Anaheim	#Arrowhead Pond	1993	17,533
3	2	2001	W Rgnl	"	"	"	17,268
3	2	2003	W Rgnl	"	"	"	17,607
2	1	1958	W 1st	Berkeley	Harmon Arena	1933	6,450
6	3	1986	W 1st-2nd	Long Beach	#Long Beach Arena	1965	12,000
6	3	1990	W 1st-2nd	"	"	"	"
4	2	1968	Final Four	Los Angeles	#L.A. Sports Arena	1959	15,509
4	2	1972	Final Four	"	"	"	"
3	2	1994	W Rgnl	"	"	"	14,616
4	2	1966	W Rgnl	"	Pauley Pavilion	1965	12,543
4	2	1969	W Rgnl	"	"	"	"
4	2	1973	W Rgnl	"	"	"	"
3	2	1976	W Rgnl	"	"	"	"
4	2	1979	W 1st-2nd	"	"	"	"
4	2	1981	W 1st-2nd	"	"	"	"
3	2	1984	W Rgnl	"	"	"	"
6	3	1988	W 1st-2nd	"	"	"	"
3	2	1990	W Rgnl	Oakland	#Oakland-Alameda County Coliseum	1966	15,000
3	2	1995	W Rgnl	"	"	"	15,039
3	2	2006	Rgnl	"	Oakland Arena (name change)	"	19,243
1	1	1953	W-2 1st	Palo Alto	Old Pavilion	1922	3,000
6	3	1994	W 1st-2nd	Sacramento	#Arco Arena	1981	16,418
6	3	1998	W 1st-2nd	"	"	"	16,621
6	3	2002	1st-2nd	"	"	"	16,250
4	2	1975	Final Four	San Diego	#San Diego Sports Arena	1967	13,741
6	3	2001	W 1st-2nd	"	Cox Arena at Aztec Bowl	1997	12,200
6	3	2006	1st-2nd	"	"	"	11,686
4	2	1939	Wn Rgnl	San Francisco	#California Coliseum	1938	9,476
2	1	1955	W-2 1st	"	#Cow Palace	1941	14,500
4	2	1958	W Rgnl	"	"	"	"
4	2	1959	W Rgnl	"	"	"	"
1	1	1960	W 1st	"	"	"	"
4	2	1960	Final Four	"	"	"	"
3	2	1997	W Rgnl	San Jose	#San Jose Arena	1993	18,543
3	2	2002	W Rgnl	"	#Compaq Center (name change)	"	18,150
COLORADO							
3	2	1985	W Rgnl	Denver	#McNichols Sports Arena	1974	17,022
3	2	1989	W Rgnl	"	"	"	"
3	2	1990	Final Four	"	"	"	"
3	2	1996	W Rgnl	"	"	"	"
6	3	1999	W 1st-2nd	"	"	"	18,707
6	3	2004	1st-2nd	"	#Pepsi Center	1999	19,555
2	1	1967	MW,W 1st	Fort Collins	Moby Arena	1966	9,001
CONNECTICUT							
4	2	1983	E 1st-2nd	Hartford	#Hartford Civic Center	1975	16,016



Photo by Rich Clarkson/NCAA Photos

Houston's Elvin Hayes blocks a shot by UCLA's Bill Sweek during a 1968 Final Four semifinal game in the Sports Arena in Los Angeles. UCLA went on to win the championship.

Question...

What Kansas alum coached North Carolina to the NCAA championship and what North Carolina alum coached Kansas to the championship?

Answer...

Dean Smith and Larry Brown, respectively



Photo by Rich Clarkson/NCAA Photos

Chicago Times sportswriter Jim Enright was a referee during the 1955 NCAA East-2 regional in McGaw Hall in Evanston, Illinois. Iowa defeated Penn State, 82-53, in the game he officiated.

G	S	Yr.	Round	City	Facility	Built	Capacity
6	3	1985	E 1st-2nd	"	"	"	"
6	3	1988	E 1st-2nd	"	"	"	"
6	3	1990	E 1st-2nd	"	"	"	"
6	3	1998	E 1st-2nd	"	"	"	"
DISTRICT OF COLUMBIA							
6	3	1998	E 1st-2nd	Washington	#MCI Center	1997	19,288
6	3	2002	1st-2nd	"	"	"	19,369
3	2	2006	Rgnl	"	"	"	19,300
FLORIDA							
6	3	2006	1st-2nd	Jacksonville	Veterans Memorial Coliseum		13,663
3	2	1994	E Rgnl	Miami	#Miami Arena	1988	15,308
6	3	1993	SE 1st-2nd	Orlando	#Orlando Arena	1989	14,910
6	3	1996	SE 1st-2nd	"	"	"	16,894
6	3	1999	South 1st-2nd	"	"	"	17,164
6	3	2004	1st-2nd	"	#TD Waterhouse Centre (name change)	"	16,494
6	3	1994	SE 1st-2nd	St. Petersburg	#ThunderDome	1990	22,665
3	2	1998	South Rgnl	"	#Tropicana Field (name change)	"	40,589
3	2	1999	Final Four	"	"	"	41,340
6	3	1995	SE 1st-2nd	Tallahassee	#Tallahassee-Leon County Civic Center	1981	13,000
4	2	1983	ME 1st-2nd	Tampa	USF Sun Dome	1980	10,347
6	3	2003	1st-2nd	"	#Ice Palace Arena	1996	21,817
GEORGIA							
4	2	1971	ME Rgnl	Athens	Georgia Coliseum	1964	11,200
3	2	1996	E Rgnl	Atlanta	#Georgia Dome	1992	40,628
6	3	1998	South 1st-2nd	"	"	"	26,700
3	2	2001	South Rgnl	"	"	"	50,644
3	2	2002	Final Four	"	"	"	52,647
3	2	2004	Rgnl	"	"	"	44,422
4	2	1977	Final Four	"	#Omni	1972	16,271
3	2	1981	E Rgnl	"	"	"	"
3	2	2006	Rgnl	"	"	"	36,375
3	2	1984	E Rgnl	"	"	"	"
6	3	1985	E 1st-2nd	"	"	"	"
3	2	1986	SE Rgnl	"	"	"	"
6	3	1987	SE 1st-2nd	"	"	"	"
6	3	1988	SE 1st-2nd	"	"	"	"
6	3	1989	SE 1st-2nd	"	"	"	"
6	3	1990	E 1st-2nd	"	"	"	"
6	3	1991	SE 1st-2nd	"	"	"	"
6	3	1992	SE 1st-2nd	"	"	"	"
6	3	2003	1st-2nd	"	#Ice Palace Arena	1996	21,817
IDAHO							
4	2	1983	W 1st-2nd	Boise	BSU Pavilion	1982	12,200
6	3	1989	W 1st-2nd	"	"	"	"
6	3	1992	W 1st-2nd	"	"	"	"
6	3	1995	W 1st-2nd	"	"	"	12,375
6	3	1998	W 1st-2nd	"	"	"	11,900
6	3	2001	W 1st-2nd	"	"	"	12,375
6	3	2005	1st-2nd	"	"	"	12,009
1	1	1957	W 1st	Pocatello	ISU Gymnasium (now named Reed Gym)	1948	3,500
2	1	1972	W 1st	"	ISU Minidome	1969	12,000
2	1	1974	W 1st	"	"	"	"
2	1	1977	W 1st	"	"	"	"
(now named Holt Arena)							
ILLINOIS							
2	1	1969	ME 1st	Carbondale	SIU Arena	1964	10,014
1	1	1960	MW 1st	Chicago	Alumni Arena	1956	5,308
4	2	1952	E-2 Rgnl	"	#Chicago Stadium	1929	17,458
4	2	1953	E-2 Rgnl	"	"	"	"
6	3	1998	MW 1st-2nd	"	#United Center	1994	22,579
6	3	2002	1st-2nd	"	"	"	21,300
4	2	1955	E-2 Rgnl	Evanston	McGaw Hall	1952	10,500
4	2	1956	Final Four	"	"	"	"
2	1	1958	ME 1st	"	"	"	"
4	2	1959	ME Rgnl	"	"	"	"
2	1	1963	ME 1st	"	"	"	"
2	1	1964	ME 1st	"	"	"	"
4	2	1967	ME Rgnl	"	"	"	"
(now named Welsh-Ryan Arena/McGaw Hall)							
1	1	1939	CH	"	Patten Gym	1910	6,000
1	1	1954	W-1 1st	Peoria	Robertson Memorial Field House	1949	7,300
6	3	1987	MW 1st-2nd	Rosemont	#Rosemont Horizon	1980	17,500
6	3	1993	MW 1st-2nd	"	"	"	"
3	2	2005	Rgnl	"	#Allstate Arena (name change)	"	16,957
INDIANA							
2	1	1977	ME 1st	Bloomington	Assembly Hall	1971	17,357
2	1	1979	ME 2nd	"	"	"	"
3	2	1981	ME Rgnl	"	"	"	"
4	2	1983	ME 1st-2nd	Evansville	#Roberts Municipal Stadium	1956	11,096
2	1	1953	E-2 1st	Fort Wayne	#Allen County Coliseum	1952	9,500
2	1	1954	E-2 1st	"	"	"	"
2	1	1956	ME 1st	"	"	"	"
3	2	1940	En Rgnl	Indianapolis	Butler Field House (now named Hinkle Field House)	1928	15,000
6	3	1987	MW 1st-2nd	"	#Hoosier Dome	1984	47,100
6	3	1989	MW 1st-2nd	"	"	"	"
6	3	1990	MW 1st-2nd	"	"	"	"

Tournament trivia

Question...

Which are the only two schools to win the championship one season and have a losing record the next?

Answer...

Stanford (1942) and Michigan State (1979).

G	S	Yr.	Round	City	Facility	Built	Capacity
3	2	1991	Final Four	"	"	"	"
6	3	1993	MW 1st-2nd	"	"	"	"
6	3	1996	SE 1st-2nd	"	#RCA Dome (name change)	40,868	"
3	2	1997	Final Four	"	"	47,028	"
6	3	1999	South 1st-2nd	"	"	37,900	"
3	2	2000	Final Four	"	"	43,116	"
6	3	2003	1st-2nd	"	"	37,004	"
6	3	2005	1st-2nd	"	"	37,565	"
3	2	2006	Final Four	"	"	43,822	"
2	1	1978	ME 1st	"	#Market Square Arena	1974	17,000
3	2	1979	ME Rgnl	"	"	"	"
4	2	1980	Final Four	"	"	"	"
4	2	1982	ME 1st-2nd	"	"	"	"
2	1	1971	ME 1st	South Bend	Athletic & Convocation Center	1968	11,350
2	1	1976	ME 1st	"	"	"	"
6	3	1985	SE 1st-2nd	"	"	"	"
6	3	1988	MW 1st-2nd	"	The Joyce Center (name change)	"	"
2	1	1974	ME 1st	Terre Haute	Hulman Center	1973	10,200
4	2	1980	ME 1st-2nd	West Lafayette	Mackey Arena	1967	14,123
IOWA							
4	2	1972	MW Rgnl	Ames	James Hilton Coliseum	1971	14,020
4	2	1954	E-2 Rgnl	Iowa City	Iowa Field House	1927	13,500
4	2	1956	MW Rgnl	"	"	"	"
4	2	1962	ME Rgnl	"	"	"	"
4	2	1966	ME Rgnl	"	"	"	"
KANSAS							
4	2	1956	MW Rgnl	Lawrence	Allen Field House	1955	15,200
4	2	1958	MW Rgnl	"	"	"	"
4	2	1959	MW Rgnl	"	"	"	"
4	2	1961	MW Rgnl	"	"	"	"
4	2	1963	MW Rgnl	"	"	"	"
4	2	1967	MW Rgnl	"	"	"	"
4	2	1970	MW Rgnl	"	"	"	"
2	1	1976	MW 1st	"	"	"	"
3	2	1978	MW Rgnl	"	"	"	"
4	2	1979	MW 1st-2nd	"	"	"	"
4	2	1953	W-1 Rgnl	Manhattan	Ahearn Field House	1951	12,500
4	2	1955	W-1 Rgnl	"	"	"	"
4	2	1960	MW Rgnl	"	"	"	"
4	2	1962	MW Rgnl	"	"	"	"
4	2	1965	MW Rgnl	"	"	"	"
4	2	1969	MW Rgnl	"	"	"	"
2	1	1956	MW 1st	Wichita	Levitt Arena	1955	10,716
4	2	1964	MW Rgnl	"	"	"	10,666
2	1	1966	MW,W 1st	"	"	"	"
4	2	1968	MW Rgnl	"	"	"	"
4	2	1971	MW Rgnl	"	"	"	"
2	1	1973	MW 1st	"	"	"	"
2	1	1978	MW 1st	"	"	"	"
4	2	1981	MW 1st-2nd	"	"	"	"
6	3	1994	MW 1st-2nd	"	#Kansas Coliseum	1978	10,086
KENTUCKY							
2	1	1965	ME 1st	Bowling Green	E.A. Diddle Arena	1963	8,500
4	2	1980	ME 1st-2nd	"	"	"	12,370
2	1	1955	E-2 1st	Lexington	Memorial Coliseum	1950	11,500
4	2	1957	ME Rgnl	"	"	"	"
4	2	1958	ME Rgnl	"	"	"	"
2	1	1959	ME 1st	"	"	"	"
2	1	1960	ME 1st	"	"	"	"
2	1	1962	ME 1st	"	"	"	"
4	2	1965	ME Rgnl	"	"	"	"
2	1	1967	ME 1st	"	"	"	"
4	2	1968	ME Rgnl	"	"	"	"
2	1	1975	ME 1st	"	"	"	"
3	2	1977	ME Rgnl	"	#Rupp Arena	1976	23,000
3	2	1980	ME Rgnl	"	"	"	"
3	2	1984	ME Rgnl	"	"	"	"
3	2	1985	Final Four	"	"	"	"
3	2	1989	SE Rgnl	"	"	"	"
3	2	1992	SE Rgnl	"	"	"	"
6	3	1994	SE 1st-2nd	"	"	22,564	"
3	2	1996	SE Rgnl	"	"	23,890	"
6	3	1998	South 1st-2nd	"	"	22,700	"
3	2	2002	South Rgnl	"	"	22,095	"
4	2	1958	Final Four	Louisville	#Freedom Hall	1956	17,865
4	2	1959	Final Four	"	"	"	18,750
4	2	1960	ME Rgnl	"	"	"	"
6	3	1961	ME 1st-Rgnl	"	"	18,000	"
4	2	1962	Final Four	"	"	"	"
4	2	1963	Final Four	"	"	"	"
4	2	1967	Final Four	"	"	18,800	"
4	2	1969	Final Four	"	"	"	"
3	2	1976	MW Rgnl	"	"	16,433	"
4	2	1983	MW 1st-2nd	"	"	16,613	"
3	2	1987	SE Rgnl	"	"	19,865	"
6	3	1991	SE 1st-2nd	"	"	18,946	"
LOUISIANA							
3	2	1976	ME Rgnl	Baton Rouge	Assembly Center	1971	14,327
2	1	1977	ME 1st	"	"	"	14,327




Photo by Rich Clarkson/NCAA Photos

Charlotte's Melvin Watkins keeps the ball away from Marquette's Alfred "Butch" Lee during a 1977 Final Four semifinal game in the Omni in Atlanta. This was the first Final Four hosted by Atlanta.

Question...

Steve Kerr was the starting guard for the Arizona Wildcats in 1986, missed the 1987 season with an injury and returned to help lead the Wildcats to the Final Four in 1988. Who started in Kerr's place in 1987?

Answer...

Kenny Lofton, who went on to have a career as a Major League baseball all-star outfielder.

Photo by Rich Clarkson/NCAA Photos



Coach John Wooden and UCLA won their first NCAA title in 1964 at Municipal Auditorium in Kansas City, Missouri. Kansas City has hosted 10 NCAA championship games.

G	S	Yr.	Round	City	Facility	Built	Capacity
6	3	1986	ME 1st-2nd				14,236
4	2	1942	En Rgnl	New Orleans	Tulane Gym	1933	3,000
					(now named Fogelman Arena)		
3	2	1981	MW Rgnl	"	#Louisiana Superdome	1975	64,959
3	2	1982	Final Four	"	"		"
3	2	1987	Final Four	"	"		"
3	2	1990	SE Rgnl	"	"		"
3	2	1993	Final Four	"	"		64,151
6	3	1999	MW 1st-2nd	"	"		24,912
6	3	2001	South 1st-2nd	"	"		"
3	2	2003	Final Four	"	"		54,432
MARYLAND							
6	3	1995	E 1st-2nd	Baltimore	#Baltimore Arena	1962	12,959
4	2	1962	E Rgnl	College Park	Cole Field House	1955	14,500
4	2	1963	E Rgnl	"	"		"
4	2	1965	E Rgnl	"	"		"
4	2	1966	Final Four	"	"		"
4	2	1967	E Rgnl	"	"		"
2	1	1968	E 1st	"	"		"
4	2	1969	E Rgnl	"	"		"
4	2	1970	Final Four	"	"		"
3	2	1977	E Rgnl	"	"		"
6	3	1991	E 1st-2nd	"	"		"
6	3	1994	E 1st-2nd	Landover	#USAir Arena	1973	19,611
MASSACHUSETTS							
6	3	1999	E 1st-2nd	Boston	#FleetCenter	1995	18,800
6	3	2003	1st-2nd	"	"		18,389
6	3	1992	E 1st-2nd	Worcester	#Centrum	1983	13,452
6	3	2005	1st-2nd	"	"		13,008
MICHIGAN							
6	3	1997	MW 1st-2nd	Auburn Hills	#Palace of Auburn Hills	1988	21,020
3	2	2000	MW Rgnl	"	"		21,214
6	3	2006	1st-2nd	"	"		23,585
4	2	1963	ME Rgnl	East Lansing	Jenison Field House	1940	12,500
3	2	1988	MW Rgnl	Pontiac	#Pontiac Silverdome	1975	36,000
3	2	1991	MW Rgnl	"	"		"
MINNESOTA							
6	3	1986	MW 1st-2nd	Minneapolis	#Hubert H. Humphrey Metrodome	1982	35,000
3	2	1989	MW Rgnl	"	"		"
6	3	1991	MW 1st-2nd	"	"		"
3	2	1992	Final Four	"	"		"
3	2	1996	MW Rgnl	"	"		"
6	3	2000	MW 1st-2nd	"	"		"
3	2	2001	Final Four	"	"		45,994
3	2	2003	MW Rgnl	"	"		38,296
3	2	2006	Rgnl	"	"		33,000
2	1	1951	CH-3rd	"	Williams Arena	1928	18,052
4	2	1964	ME Rgnl	"	"		"
MISSOURI							
3	2	1983	MW Rgnl	Kansas City	#Kemper Arena	1975	17,153
3	2	1986	MW Rgnl	"	"		"
3	2	1988	Final Four	"	"		"
3	2	1992	MW Rgnl	"	"		"
3	2	1995	MW Rgnl	"	"		16,668
6	3	1997	MW 1st-2nd	"	"		"
6	3	2001	MW 1st-2nd	"	"		17,484
6	3	2004	1st-2nd	"	"		17,663
5	3	1940	Wn Rgnl-CH	"	#Municipal Auditorium	1935	10,500
5	3	1941	Wn Rgnl-CH	"	"		"
5	3	1942	Wn Rgnl-CH	"	"		"
4	2	1943	Wn Rgnl	"	"		"
4	2	1944	Wn Rgnl	"	"		"
4	2	1945	Wn Rgnl	"	"		"
4	2	1946	Wn Rgnl	"	"		"
4	2	1947	Wn Rgnl	"	"		"
4	2	1948	Wn Rgnl	"	"		"
4	2	1949	Wn Rgnl	"	"		"
4	2	1950	Wn Rgnl	"	"		"
8	4	1951	W 1st-Rgnl	"	"		"
4	2	1952	W-1 Rgnl	"	"		"
4	2	1953	Final Four	"	"		"
4	2	1954	Final Four	"	"		"
4	2	1955	Final Four	"	"		"
4	2	1957	Final Four	"	"		"
4	2	1961	Final Four	"	"		"
4	2	1964	Final Four	"	"		"
4	2	1973	Final Four	St. Louis	#Arena	1929	18,500
4	2	1978	Final Four	"	#Checkerdome (name change)		"
3	2	1982	MW Rgnl	"	"		"
3	2	1984	MW Rgnl	"	#Arena (name changed back)		"
3	2	1993	MW Rgnl	"	"		"
3	2	1998	MW Rgnl	"	#Kiel Center	1994	22,172
3	2	1999	MW Rgnl	"	#Trans World Dome	1995	37,542
6	3	2002	1st-2nd	"	"		30,000
3	2	2004	Rgnl	"	#Edward Jones Dome (name change)		38,459
3	2	2005	Final Four	"	"		47,262
NEBRASKA							
4	2	1980	MW 1st-2nd	Lincoln	Bob Devaney Sports Center	1976	14,478

Question...

Match the following arenas that have hosted the Final Four with the city that they are in:

Arena

1. Alamodome
2. Astrodome
3. Cole Fieldhouse
4. Continental Airlines Arena
5. Cow Palace
6. Freedom Hall
7. Madison Square Garden
8. McNichols Arena
9. The Pit
10. Reunion Arena
11. Rupp Arena
12. Spectrum
13. Special Events Center
14. Superdome
15. Tropicana Field

City

- A. Albuquerque, NM
- B. College Park, MD
- C. Dallas
- D. Denver
- E. East Rutherford, NJ
- F. Houston
- G. Lexington, KY
- H. Louisville, KY
- J. New Orleans
- K. New York
- L. Philadelphia
- M. St. Petersburg, FL
- N. Salt Lake City
- P. San Antonio
- Q. San Francisco

Answer...

- 1-P, 2-F, 3-B, 4-E, 5-Q, 6-H, 7-K, 8-D, 9-A, 10-C, 11-G, 12-L, 13-N, 14-J, 15-M

G	S	Yr.	Round	City	Facility	Built	Capacity
4	2	1984	MW 1st-2nd	"	"	"	"
6	3	1988	MW 1st-2nd	"	"	"	"
2	1	1977	MW 1st	Omaha	#Omaha Civic Auditorium	1954	9,373
NEW JERSEY							
4	2	1984	E 1st-2nd	East Rutherford	#Meadowlands Arena	1981	20,149
3	2	1986	E Rgnl	"	"	"	"
3	2	1987	E Rgnl	"	"	"	"
3	2	1988	E Rgnl	"	"	"	"
3	2	1989	E Rgnl	"	"	"	"
3	2	1990	E Rgnl	"	"	"	"
3	2	1991	E Rgnl	"	"	"	"
3	2	1993	E Rgnl	"	"	"	"
3	2	1995	E Rgnl	"	"	"	19,761
3	2	1996	Final Four	"	#Continental Airlines Arena (name change)	"	19,229
3	2	1999	E Rgnl	"	"	"	19,557
3	2	2004	E Rgnl	"	"	"	"
1	1	1970	E 1st	Princeton	Jadwin Gymnasium	1969	7,550
1	1	1972	E 1st	"	"	"	"
NEW MEXICO							
4	2	1968	W Rgnl	Albuquerque	University Arena	1966	14,831
3	2	1978	W Rgnl	"	"	"	17,126
3	2	1983	Final Four	"	"	"	"
6	3	1985	W 1st-2nd	"	"	"	"
3	2	1992	W Rgnl	"	"	"	"
6	3	1996	W 1st-2nd	"	"	"	"
3	2	2000	W Rgnl	"	"	"	16,004
6	3	2002	1st-2nd	"	"	"	15,868
3	2	2005	Rgnl	"	"	"	15,763
1	1	1959	W 1st	Las Cruces	Las Cruces HS Gym	1958	5,000
2	1	1969	W 1st	"	Pan American Center	1968	13,222
2	1	1972	MW 1st	"	"	"	"
4	2	1975	MW Rgnl	"	"	"	"
NEW YORK							
6	3	1995	E 1st-2nd	Albany	#Knickerbocker Arena	1990	14,820
3	2	2003	E Rgnl	"	#Pepsi Arena (name change)	"	15,229
2	1	1954	E-1 1st	Buffalo	#Buffalo Memorial Auditorium	1936	13,900
6	3	2000	E 1st-2nd	"	#Marine Midland Arena	1996	19,357
6	3	2004	1st-2nd	"	#HSBC Arena (name change)	"	18,704
1	1	1970	E 1st	Jamaica	Alumni Hall	1962	6,000
1	1	1971	E 1st	"	"	"	"
1	1	1972	E 1st	"	"	"	"
1	1	1973	E 1st	"	"	"	"
1	1	1974	E 1st	"	"	"	"
5	3	1943	En Rgnl-CH	New York City	#Madison Square Garden	1925	18,479
5	3	1944	En Rgnl-CH	"	"	"	"
5	3	1945	En Rgnl-CH	"	"	"	"
6	3	1946	En Rgnl-CH-3rd	"	"	"	"
6	3	1947	En Rgnl-CH-3rd	"	"	"	"
6	3	1948	En Rgnl-CH-3rd	"	"	"	"
4	2	1949	En Rgnl	"	"	"	"
6	3	1950	En Rgnl-CH-3rd	"	"	"	"
6	3	1951	E 1st-Rgnl	"	"	"	"
3	1	1955	E-1 1st TH	"	"	"	"
4	2	1956	E 1st	"	"	"	"
3	1	1957	E 1st TH	"	"	"	"
3	1	1958	E 1st TH	"	"	"	"
3	1	1959	E 1st TH	"	"	"	"
3	1	1960	E 1st TH	"	"	"	"
3	1	1961	E 1st TH	"	"	"	"
3	2	1983	E Rgnl	Syracuse	Carrier Dome	1980	33,000
6	3	1986	E 1st-2nd	"	"	"	"
6	3	1987	E 1st-2nd	"	"	"	"
6	3	1991	E 1st-2nd	"	"	"	"
6	3	1993	E 1st-2nd	"	"	"	"
3	2	1997	E Rgnl	"	"	"	32,048
3	2	2000	E Rgnl	"	"	"	31,805
3	2	2002	E Rgnl	"	"	"	"
3	2	2005	Rgnl	"	"	"	"
4	2	1982	E 1st-2nd	Uniondale	#Nassau Coliseum	1972	16,547
6	3	1994	E 1st-2nd	"	"	"	15,510
6	3	2001	E 1st-2nd	"	"	"	16,115
NORTH CAROLINA							
6	3	1988	E 1st-2nd	Chapel Hill	Dean E. Smith Center	1986	21,444
4	2	1958	E Rgnl	Charlotte	#Charlotte Coliseum I	1951	11,666
4	2	1959	E Rgnl	"	"	"	"
4	2	1960	E Rgnl	"	"	"	"
4	2	1961	E Rgnl	"	"	"	"
4	2	1973	E Rgnl	"	"	"	"
2	1	1975	E 1st	"	"	"	"
2	1	1976	E 1st	"	"	"	"
2	1	1978	E 1st	"	"	"	"
4	2	1981	E 1st-2nd	"	"	"	"
4	2	1982	E 1st-2nd	"	"	"	"
4	2	1984	E 1st-2nd	"	"	"	"
6	3	1986	SE 1st-2nd	"	"	"	"
6	3	1987	E 1st-2nd	"	"	"	"
6	3	2005	1st-2nd	"	"	"	23,207
3	2	1993	SE Rgnl	"	"	"	"
3	2	1991	SE Rgnl	"	#Charlotte Coliseum II	1988	23,339



Photo by Rich Clarkson/NCAA Photos

Georgia's Richard Corhen is surrounded by North Carolina State players as he reaches for the ball in the hand of Thurl Bailey. This 1983 Final Four semifinal game was played in University Arena, also known as The Pit, in Albuquerque, New Mexico. North Carolina State went on to stun Houston in the title game.

Question...

Have two teams from the same state ever played each other in the championship game?

Answer...

Yes, Cincinnati defeated Ohio State in both 1961 and 1962.



Photo by Rich Clarkson/NCAA Photos

Cincinnati's Anthony Buford passed the ball at the 1992 Final Four in Minneapolis, but earlier the Bearcats got to stay in the state of Ohio by traveling to Dayton for its first two games of the tournament.

G	S	Yr.	Round	City	Facility	Built	Capacity
3	2	1994	Final Four	"	"		22,876
6	3	1997	SE 1st-2nd	"	"		22,806
6	3	1999	E 1st-2nd	"	"		"
1	1	1954	E-1 1st	Durham	Cameron Indoor Stadium	1939	8,564
4	2	1974	Final Four	Greensboro	#Greensboro Coliseum	1959	16,000
3	2	1976	E Rgnl	"	"		"
3	2	1979	E Rgnl	"	"		"
6	3	2006	1st-2nd	"	"		22,447
4	2	1980	E 1st-2nd	"	"		"
4	2	1983	E 1st-2nd	"	"		"
6	3	1986	E 1st-2nd	"	"		"
6	3	1989	E 1st-2nd	"	"		"
6	3	1992	E 1st-2nd	"	"		"
3	2	1998	E Rgnl	"	"		23,235
6	3	2001	E 1st-2nd	"	"		"
2	1	1951	E 1st	Raleigh	William Neal Reynolds Coliseum	1949	12,400
4	2	1952	E-1 Rgnl	"	"		"
4	2	1953	E-1 Rgnl	"	"		"
4	2	1964	E Rgnl	"	"		"
4	2	1966	E Rgnl	"	"		"
4	2	1968	E Rgnl	"	"		"
2	1	1969	E 1st	"	"		"
4	2	1971	E Rgnl	"	"		"
4	2	1974	E Rgnl	"	"		"
2	1	1977	E 1st	"	"		"
4	2	1979	E 1st-2nd	"	"		"
3	2	1982	E Rgnl	"	"		"
6	3	2004	1st-2nd	"	#RBC Center	1999	19,722
6	3	1993	E 1st-2nd	Winston-Salem	#Lawrence Joel Veterans Memorial Coliseum	1989	14,407
6	3	1997	E 1st-2nd	"	"		14,368
6	3	2000	E 1st-2nd	"	"		14,252

OHIO

3	2	1979	MW Rgnl	Cincinnati	#Riverfront Coliseum	1975	16,562
3	2	1987	MW Rgnl	"	"		"
6	3	1988	SE 1st-2nd	"	"		"
6	3	1992	SE 1st-2nd	"	"		"
6	3	2000	MW 1st-2nd	Cleveland	CSU Convocation Center	1991	13,374
6	3	2005	1st-2nd	"	"		13,311
2	1	1957	ME 1st	Columbus	St. John Arena	1956	13,489
4	2	1970	ME Rgnl	"	"		"
6	3	2004	1st-2nd	"	#Nationwide Arena	2000	19,588
2	1	1970	ME 1st	Dayton	University of Dayton Arena	1969	13,455
4	2	1972	ME Rgnl	"	"		"
2	1	1973	ME 1st	"	"		"
4	2	1975	ME Rgnl	"	"		"
2	1	1976	ME 1st	"	"		"
3	2	1978	ME Rgnl	"	"		"
4	2	1981	ME 1st-2nd	"	"		"
2	1	1983	OR	"	"		"
2	1	1984	OR	"	"		"
6	3	1985	SE 1st-2nd	"	"		"
6	3	1986	MW 1st-2nd	"	"		"
6	3	1991	MW 1st-2nd	"	"		"
6	3	1992	MW 1st-2nd	"	"		"
6	3	1995	MW 1st-2nd	"	"		"
7	4	2001	MW OR, 1st-2nd	"	"		"
1	1	2002	OR	"	"		12,837
1	1	2003	OR	"	"		"
1	1	2004	OR	"	"		"
1	1	2005	OR	"	"		"
7	4	2006	OR, 1st-2nd	"	"		12,945
2	1	1966	ME 1st	Kent	Memorial Gymnasium	1950	6,034
2	1	1968	ME 1st	"	"		"

OKLAHOMA

1	1	1955	W-1 1st	El Reno	Thunderbird Coliseum	1954	4,000
2	1	1977	MW 1st	Norman	Lloyd Noble Center	1975	10,871
1	1	1957	MW 1st	Oklahoma City	Capitol Hill HS Arena	1953	4,000
3	2	1977	MW Rgnl	"	#Myriad Convention Center	1974	15,200
6	3	1994	MW 1st-2nd	"	"		13,268
6	3	1998	MW 1st-2nd	"	"		"
6	3	2003	1st-2nd	"	#Ford Center	2002	18,462
6	3	2005	1st-2nd	"	"		18,567
4	2	1954	W-1 Rgnl	Stillwater	Gallagher Hall	1938	7,400
1	1	1958	MW 1st	"	"		"
4	2	1974	MW Rgnl	Tulsa	Mabee Center	1972	10,575
2	1	1975	MW 1st	"	"		"
2	1	1978	MW 1st	"	"		"
4	2	1982	MW 1st-2nd	"	"		"
6	3	1985	MW 1st-2nd	"	"		"

OREGON

4	2	1952	W-2 Rgnl	Corvallis	Gill Coliseum	1949	10,000
4	2	1953	W-2 Rgnl	"	"		"
6	3	1954	W-2 1st-Rgnl	"	"		"
4	2	1955	W-2 Rgnl	"	"		"
4	2	1956	FW Rgnl	"	"		"
4	2	1957	W Rgnl	"	"		"
1	1	1960	W 1st	"	"		"
2	1	1962	W 1st	"	"		"
4	2	1964	W Rgnl	"	"		"
4	2	1967	W Rgnl	"	"		"

Tournament trivia

Question...

From 1956 to 2003, the NCAA tournament bracket was divided into four different regions. During that time, which region produced the most national champions?

Answer...

The West/Far West with 18, next was the Midwest with 13; the South/Southeast/Mideast, 10; and the East, seven. Remember that any team, regardless of its geographical location, could play in any region to best balance the bracket in the committee's judgment.

G	S	Yr.	Round	City	Facility	Built	Capacity
4	2	1983	W 1st-2nd	"	"	"	"
2	1	1963	W 1st	Eugene	McArthur Court	1926	10,099
2	1	1964	W 1st	"	"	"	"
2	1	1976	W 1st	"	"	"	"
2	1	1978	W 1st	"	"	"	"
6	3	1961	W 1st-Rgnl	Portland	#Memorial Coliseum	1960	12,666
4	2	1965	Final Four	"	"	"	"
4	2	1975	W Rgnl	"	"	"	"
1	1	1959	W 1st	"	#Pacific International Livestock Pavilion (now named Pacific Exposition Center)	1919	4,200
PENNSYLVANIA							
3	2	2001	E Rgnl	Philadelphia	First Union Center	1996	20,060
6	3	2006	1st-2nd	"	Wachovia Center (name change)	"	19,990
3	2	1939	En Rgnl	"	Palestra	1927	9,200
2	1	1953	E-1 1st	"	"	"	"
4	2	1954	E-1 Rgnl	"	"	"	"
4	2	1955	E-1 Rgnl	"	"	"	"
4	2	1956	E Rgnl	"	"	"	"
4	2	1957	E Rgnl	"	"	"	"
3	1	1962	E 1st TH	"	"	"	"
3	1	1963	E 1st TH	"	"	"	"
3	1	1964	E 1st TH	"	"	"	"
3	1	1965	E 1st TH	"	"	"	"
1	1	1970	E 1st	"	"	"	"
1	1	1971	E 1st	"	"	"	"
1	1	1973	E 1st	"	"	"	"
1	1	1974	E 1st	"	"	"	"
2	1	1975	E 1st	"	"	"	"
2	1	1977	E 1st	"	"	"	"
2	1	1978	E 1st	"	"	"	"
3	2	1980	E Rgnl	"	"	"	"
2	1	1983	OR	"	"	"	"
3	1	1984	OR TH	"	"	"	"
4	2	1976	Final Four	"	#Spectrum	1967	17,937
4	2	1981	Final Four	"	"	"	"
3	2	1992	E Rgnl	"	"	"	"
6	3	1997	E 1st-2nd	Pittsburgh	#Civic Arena	1961	17,509
6	3	2002	1st-2nd	"	#Mellon Arena (name change)	"	16,960
RHODE ISLAND							
1	1	1967	E 1st	Kingston	Keaney Gymnasium	1953	5,000
1	1	1968	E 1st	"	"	"	"
1	1	1969	E 1st	"	"	"	"
4	2	1975	E Rgnl	Providence	#Providence Civic Center	1972	12,155
2	1	1976	E 1st	"	"	"	"
3	2	1978	E Rgnl	"	"	"	"
2	1	1979	E 2nd	"	"	"	"
4	2	1980	E 1st-2nd	"	"	"	"
4	2	1981	E 1st-2nd	"	"	"	"
3	2	1985	E Rgnl	"	"	"	"
6	3	1989	E 1st-2nd	"	"	13,100	"
6	3	1996	E 1st-2nd	"	"	11,931	"
SOUTH CAROLINA							
4	2	1970	E Rgnl	Columbia	Carolina Coliseum	1968	12,401
6	3	2002	1st-2nd	Greenville	#BLO Center	1998	13,998
TENNESSEE							
2	1	1972	ME 1st	Knoxville	Stokely Athletics Center	1966	12,700
2	1	1978	ME 1st	"	"	"	"
3	2	1983	ME Rgnl	"	"	"	"
6	3	1990	SE 1st-2nd	"	Thompson-Boling Arena	1987	24,535
3	2	1994	SE Rgnl	"	"	23,291	"
3	2	1999	South Rgnl	"	"	24,385	"
4	2	1984	MW 1st-2nd	Memphis	#Mid-South Coliseum	1975	11,200
6	3	1995	SE 1st-2nd	"	The Pyramid	1991	20,142
6	3	1997	SE 1st-2nd	"	"	"	"
6	3	2001	South 1st-2nd	"	"	"	"
4	2	1979	ME 1st-2nd	Murfreesboro	Murphy Athletic Center	1972	11,520
4	2	1973	ME Rgnl	Nashville	Memorial Gymnasium	1952	15,626
4	2	1982	ME 1st-2nd	"	"	"	"
6	3	1989	SE 1st-2nd	"	"	"	"
6	3	1993	SE 1st-2nd	"	"	"	"
6	3	2000	S 1st-2nd	"	#Gaylord Entertainment Center	1996	17,297
6	3	2003	1st-2nd	"	"	"	17,484
6	3	2005	1st-2nd	"	"	"	17,286
TEXAS							
4	2	1981	MW 1st-2nd	Austin	Frank Erwin Center	1977	16,231
6	3	1990	MW 1st-2nd	"	"	"	"
6	3	1995	MW 1st-2nd	"	"	"	16,042
3	2	2000	S Rgnl	"	"	"	16,731
3	2	2005	Rgnl	"	"	"	16,239
4	2	1957	MW Rgnl	Dallas	Moody Coliseum	1956	9,007
2	1	1962	MW 1st	"	"	"	"
2	1	1964	MW 1st	"	"	"	"
2	1	1979	MW 2nd	"	"	"	"
4	2	1982	MW 1st-2nd	"	#Reunion Arena	1980	17,000
3	2	1985	MW Rgnl	"	"	"	"
3	2	1986	Final Four	"	"	"	"
6	3	1989	MW 1st-2nd	"	"	"	"
3	2	1990	MW Rgnl	"	"	"	"
3	2	1994	MW Rgnl	"	"	"	16,240



Photo by Rich Clarkson/NCAA Photos

Virginia center Ralph Sampson (50) has position for the rebound during a 1981 Final Four semifinal game against North Carolina played in the Spectrum in Philadelphia.

Question...

Match the following cities with the two different facilities used to host the Final Four:

City

- Atlanta
- Evanston, IL
- Indianapolis
- Kansas City, MO
- Minneapolis
- St. Louis
- Seattle


Arena

- Checkerdome
- Edmundson Pavilion
- Edward Jones Dome
- Georgia Dome
- Humphrey Metrodome
- Kemper Arena
- Kingdome
- Market Square Arena
- McGaw Hall
- Municipal Auditorium
- Omni
- Patten Gymnasium
- RCA Dome
- Williams Arena

Answer...

1-D&L, 2-J&M, 3-H&N, 4-F&K, 5-E&P, 6-A&C, 7-B&G

Photo by Rich Clarkson/NCAA Photos



Santa Clara forward Ken Sears (3) and Kansas center Clyde Lovellette got tangled up going for a loose ball in the 1952 Final Four held in Edmondson Pavilion in Seattle, Washington. Kansas defeated Santa Clara, 74-55, and went on to defeat St. John's (New York) in the finals the next day.

G	S	Yr.	Round	City	Facility	Built	Capacity
6	3	1996	MW 1st-2nd	"	"		16,379
6	3	2002	1st-2nd	"	#American Airlines Arena	2001	19,134
6	3	2006	1st-2nd	"	"		"
2	1	1974	MW 1st	Denton	North Texas Coliseum	1973	10,000
2	1	1976	MW 1st	"	"		"
4	2	1980	MW 1st-2nd	"	"		"
4	2	1981	W 1st-2nd	El Paso	Special Events Center	1977	12,000
2	1	1969	MW 1st	Fort Worth	Daniel-Meyer Coliseum	1961	7,166
2	1	1970	MW 1st	"	"		"
4	2	1971	Final Four	Houston	#Astrodome	1965	31,765
1	1	1961	MW 1st	"	Delmar Field House	1960	5,300
2	1	1971	MW 1st	"	Hofheinz Pavilion	1969	10,066
4	2	1973	MW Rgnl	"	"		"
6	3	1985	MW 1st-2nd	"	"		"
3	2	1980	MW Rgnl	"	#Summit	1975	16,016
4	2	1983	MW 1st-2nd	"	"		"
3	2	1986	W Rgnl	"	"		"
2	1	1963	MW 1st	Lubbock	Lubbock Memorial Coliseum	1956	8,174
2	1	1965	MW 1st	"	"		"
4	2	1966	MW Rgnl	"	"		"
2	1	1975	MW 1st	"	"		"
3	2	1997	MW Rgnl	San Antonio	#Alamodome	1993	41,250
3	2	1998	Final Four	"	"		40,509
3	2	2001	MW Rgnl	"	"		"
3	2	2003	S Rgnl	"	"		38,329
3	2	2004	Final Four	"	"		44,468
UTAH							
2	1	1971	W 1st	Logan	Dee Glen Smith Spectrum	1970	10,270
2	1	1973	W 1st	"	"		"
4	2	1982	W 1st-2nd	"	"		"
4	2	1980	W 1st-2nd	Ogden	Dee Event Center	1977	11,592
3	2	1983	W Rgnl	"	"		"
6	3	1986	W 1st-2nd	"	"		"
6	3	1994	W 1st-2nd	"	"		"
1	1	1960	W 1st	Provo	George Albert Smith Field House	1951	10,500
4	2	1962	W Rgnl	"	"		"
4	2	1963	W Rgnl	"	"		"
4	2	1965	W Rgnl	"	"		"
2	1	1970	W 1st	"	"		"
4	2	1972	W Rgnl	"	Marriott Center	1971	22,700
3	2	1977	W Rgnl	"	"		"
3	2	1979	W Rgnl	"	"		"
3	2	1982	W Rgnl	"	"		"
2	1	1968	MW,W 1st	Salt Lake City	Nielsen Field House	1940	5,000
4	2	1971	W Rgnl	"	Special Events Center	1969	15,000
4	2	1979	Final Four	"	"		"
3	2	1981	W Rgnl	"	"		"
4	2	1984	W 1st-2nd	"	"		"
6	3	1985	W 1st-2nd	"	"		"
6	3	1987	W 1st-2nd	"	"		"
6	3	1988	W 1st-2nd	"	Jon M. Huntsman Center (name change)		"
6	3	1990	W 1st-2nd	"	"		"
6	3	1991	W 1st-2nd	"	"		"
6	3	1993	W 1st-2nd	"	"		"
6	3	1995	W 1st-2nd	"	"		14,910
6	3	1997	W 1st-2nd	"	"		14,925
6	3	2000	W 1st-2nd	"	"		"
6	3	2003	1st-2nd	"	"		"
6	3	2006	1st-2nd	"	"		15,122
VIRGINIA							
2	1	1966	E 1st	Blacksburg	Cassell Coliseum	1964	10,000
2	1	1967	W 1st	"	"		"
6	3	1990	SE 1st-2nd	Richmond	#Richmond Coliseum	1971	11,051
6	3	1996	E 1st-2nd	"	"		11,859
1	1	1972	E 1st	Williamsburg	William and Mary Hall	1970	10,070
1	1	1973	E 1st	"	"		"
WASHINGTON							
2	1	1975	W 1st	Pullman	Wallis Beasley Performing Arts Coliseum	1973	12,058
4	2	1982	W 1st-2nd	"	"		"
4	2	1984	W 1st-2nd	"	"		"
2	1	1949	CH-3rd	Seattle	Edmondson Pavilion	1927	9,000
4	2	1952	Final Four	"	"		"
1	1	1953	W-2 1st	"	"		"
1	1	1956	FW 1st	"	"		"
4	2	1960	W Rgnl	"	"		"
4	2	1970	W Rgnl	"	"		"
6	3	1999	W 1st-2nd	"	#KeyArena at Seattle Center	1995	14,643
6	3	2004	1st-2nd	"	"		16,564
3	2	1984	Final Four	"	#Kingdome	1976	38,471
3	2	1987	W Rgnl	"	"		"
3	2	1988	W Rgnl	"	"		"
3	2	1989	Final Four	"	"		"
3	2	1991	W Rgnl	"	"		"
3	2	1993	W Rgnl	"	"		"
3	2	1995	Final Four	"	"		38,540
6	3	2003	1st-2nd	Spokane	#Spokane Arena	1995	11,757

Tournament trivia

Question...

What are the only three father-and-son combinations to win NCAA championships as players?

Answer...

Marques (UCLA 1975) and Kris (UCLA 1995) Johnson; Henry (UCLA, 1970, '71, '72) and Mike (Arizona 1997) Bibby; and Scott (Indiana 1976) and Sean (North Carolina 2005) May.

G	S	Yr.	Round	City	Facility	Built	Capacity
WEST VIRGINIA							
1	1	1971	E 1st	Morgantown	WVU Coliseum	1970	14,000
4	2	1972	E Rgnl	"	"	"	"
1	1	1974	E 1st	"	"	"	"
WISCONSIN							
4	2	1941	En Rgnl	Madison	Wisconsin Field House	1927	14,000
4	2	1969	ME Rgnl	"	"	"	13,000
3	2	2002	MW Rgnl	"	Kohl Center	1998	15,995
4	2	1984	ME 1st-2nd	Milwaukee	#Milwaukee Exposition & Convention Center	1950	11,052
6	3	1992	MW 1st-2nd	"	#Bradley Center	1988	18,600
6	3	1996	MW 1st-2nd	"	"	"	"
6	3	1999	MW 1st-2nd	"	"	"	"
6	3	2004	1st-2nd	"	"	"	18,866

Question...

What state has hosted the most NCAA tournament games?

Answer...

North Carolina

Tournament trivia

ATTENDANCE AND SITES

Future Dates and Sites**Tournament**

Year	Opening Round	First Round	Second Round	Regionals	Final Four
2007	March 13	March 15-16	March 17-18	March 22-25	March 31 and April 2
2008	March 18	March 20-21	March 22-23	March 27-30	April 5 and 7
2009	March 17	March 19-20	March 21-22	March 26-29	April 4 and 6
2010	March 16	March 18-19	March 20-21	March 25-28	April 3 and 5
2011	March 15	March 17-18	March 19-20	March 24-27	April 2 and 4

Final Four

Year	Dates	Site & Hosts
2007	March 31 and April 2	Georgia Dome, Atlanta Host: Georgia Institute of Technology
2008	April 5 and 7	Alamodome, San Antonio Host: University of Texas at San Antonio
2009	April 4 and 6	Ford Field, Detroit Host: University of Detroit Mercy
2010	April 3 and 5	Lucas Oil Stadium, Indianapolis Co-hosts: Horizon League and Butler University
2011	April 2 and 4	Reliant Stadium, Houston Host: University of Houston

2007**OPENING ROUND****MARCH 13**

- University of Dayton Arena, Dayton, OH
Host: University of Dayton

FIRST AND SECOND ROUND**MARCH 15 AND 17**

- Veterans Coliseum, Winston-Salem, NC
Host: Wake Forest University
- HSBC Arena, Buffalo, NY
Tri-hosts: Metro Atlantic Athletic Conference, Canisius College and Niagara University
- Spokane Memorial, Spokane, WA
Host: Washington State University
- ARCO Arena, Sacramento, CA
Host: University of the Pacific

MARCH 16 AND 18

- Rupp Arena, Lexington, KY
Host: University of Kentucky
- United Center, Chicago
Host: Big Ten Conference
- Nationwide Center, Columbus, OH
Host: Ohio State University
- New Orleans Arena, New Orleans
Host: Tulane University

REGIONALS**MARCH 22 AND 24**

- Alamodome, San Antonio
Host: University of Texas at San Antonio
- HP Pavilion, San Jose, CA
Host: San Jose State University

MARCH 23 AND 25

- Continental Airlines Arena, East Rutherford, NJ
Host: Rutgers University
- Edward Jones Dome, St. Louis
Host: Missouri Valley Conference

2008**OPENING ROUND****MARCH 18**

- University of Dayton Arena, Dayton, OH
Host: University of Dayton

FIRST AND SECOND ROUND**MARCH 20 AND 22**

- MCI Center, Washington, DC
Host: Georgetown University
- Arrowhead Pond, Anaheim, CA
Host: Big West Conference
- Qwest Center Omaha, Omaha, NE
Co-hosts: Creighton University and Missouri Valley Conference
- Pepsi Center, Denver, CO
Co-hosts: Mountain West Conference and Colorado State University

MARCH 21 AND 23

- RBC Center, Raleigh, NC
Host: North Carolina State University
- Alltel Arena, North Little Rock, AR
Host: University of Arkansas, Little Rock
- St. Pete Times Forum, Tampa, FL
Host: University of South Florida
- BJCC Arena, Birmingham, AL
Host: Southeastern Conference

REGIONALS**MARCH 27 AND 29**

- America West Arena, Phoenix
Host: Arizona State University
- Charlotte Arena, Charlotte, NC
Host: University of North Carolina, Charlotte

MARCH 28 AND 30

- Ford Field, Detroit, MI
Host: University of Detroit Mercy
- Reliant Stadium, Houston
Host: University of Houston

Tournament Moments...





Photo from Hampton sports information

March 15, 2001, West first-round game in the Boise State University Pavilion in Boise, Idaho – Hampton became only the fourth 15th-seeded team to advance to the second round when Tarvis Williams' jumper with six seconds left gave the Pirates a 58-57 upset win over No. 2-seed Iowa State. During the immediate postgame celebration, coach Steve Merfeld got a lift from reserve player David Johnson.



The Tournament Field

All-Time Tournament Field	128
Team Champions	158
The Brackets	186



All-Time Tournament Field

Note: The column "How" indicates how teams qualified for the tournament: "Q" means automatic qualifier and "L" indicates at-large selection. In the "Conference" column, for an independent or conference team that earned automatic qualification by winning the conference tournament of an unofficially recognized conference, that conference is listed in parenthesis. Other notations in the conference column are listed at the end of this section.

1939 Tournament		Pre-Tourney			Tourney		Final			Conf.			
School	Conference	How	W	L	Pct.	W	L	W	L	Pct.	W	L	Fin.
Brown.....	Independent.....	L	16	3	.842	0	1	16	4	.800	—	—	—
Ohio St.....	Big Ten.....	L	14	6	.700	2	1	16	7	.696	10	2	1st
Oklahoma.....	Big Six.....	L	11	8	.579	1	1	12	9	.571	7	3	T1st
Oregon.....	Pacific Coast (N).....	L	26	5	.839	3	0	29	5	.853	14	2	1st
Texas.....	Southwest.....	L	19	4	.826	0	2	19	6	.760	10	2	1st
Utah St.....	Mountain States.....	L	16	6	.727	1	1	17	7	.708	8	4	2d
Villanova.....	Independent.....	L	19	4	.826	1	1	20	5	.800	—	—	—
Wake Forest.....	Southern.....	L	18	5	.783	0	1	18	6	.750	15	3	1st

1940 Tournament		Pre-Tourney			Tourney		Final			Conf.			
School	Conference	How	W	L	Pct.	W	L	W	L	Pct.	W	L	Fin.
Colorado.....	Mountain States.....	L	17	2	.895	0	2	17	4	.810	11	1	1st
Duquesne.....	Independent.....	L	19	2	.905	1	1	20	3	.870	—	—	—
Indiana.....	Big Ten.....	L	17	3	.850	3	0	20	3	.870	9	3	2d
Kansas.....	Big Six.....	L	17	5	.773	2	1	19	6	.760	8	2	T1st
Rice.....	Southwest.....	L	21	2	.913	1	1	22	3	.880	10	2	1st
Southern California.....	Pacific Coast (S).....	L	19	2	.905	1	1	20	3	.870	10	2	1st
Springfield.....	Independent.....	L	16	2	.889	0	1	16	3	.842	—	—	—
Western Ky.....	Kentucky Intercollegiate.....	L	24	5	.828	0	1	24	6	.800	6	2	3d

1941 Tournament		Pre-Tourney			Tourney		Final			Conf.			
School	Conference	How	W	L	Pct.	W	L	W	L	Pct.	W	L	Fin.
Arkansas.....	Southwest.....	L	19	2	.905	1	1	20	3	.870	12	0	1st
Creighton.....	Missouri Valley.....	L	17	6	.739	1	1	18	7	.720	9	3	1st
Dartmouth.....	Ivy.....	L	18	4	.818	1	1	19	5	.792	10	2	1st
North Carolina.....	Southern.....	L	19	7	.731	0	2	19	9	.679	14	1	1st
Pittsburgh.....	Independent.....	L	12	5	.706	1	1	13	6	.684	—	—	—
Washington St.....	Pacific Coast (N).....	L	24	5	.828	2	1	26	6	.813	13	3	1st
Wisconsin.....	Big Ten.....	L	17	3	.850	3	0	20	3	.870	11	1	1st
Wyoming.....	Mountain States.....	L	14	4	.778	0	2	14	6	.700	10	2	1st

1942 Tournament		Pre-Tourney			Tourney		Final			Conf.			
School	Conference	How	W	L	Pct.	W	L	W	L	Pct.	W	L	Fin.
Colorado.....	Mountain States.....	L	15	1	.938	1	1	16	2	.889	11	1	1st
Dartmouth.....	Ivy.....	L	20	3	.870	2	1	22	4	.846	11	2	1st
Illinois.....	Big Ten.....	L	18	3	.857	0	2	18	5	.783	13	2	1st
Kansas.....	Big Six.....	L	16	4	.800	1	1	17	5	.773	8	2	T1st
Kentucky.....	Southeastern.....	L	18	5	.783	1	1	19	6	.760	8	1	1st
Penn St.....	Independent.....	L	17	2	.895	1	1	18	3	.857	—	—	—
Rice.....	Southwest.....	L	22	3	.880	0	2	22	5	.815	10	2	T1st
Stanford.....	Pacific Coast (S).....	L	25	4	.862	3	0	28	4	.875	11	1	1st

1943 Tournament		Pre-Tourney			Tourney		Final			Conf.			
School	Conference	How	W	L	Pct.	W	L	W	L	Pct.	W	L	Fin.
Dartmouth.....	Ivy.....	L	19	2	.905	1	1	20	3	.870	11	1	1st
DePaul.....	Independent.....	L	18	4	.818	1	1	19	5	.792	—	—	—
Georgetown.....	Independent.....	L	20	4	.833	2	1	22	5	.815	—	—	—
New York U.....	Independent.....	L	17	4	.810	0	2	17	6	.739	—	—	—
Oklahoma.....	Big Six.....	L	17	8	.680	1	1	18	9	.667	7	3	2d
Texas.....	Southwest.....	L	18	6	.750	1	1	19	7	.731	9	3	T1st
Washington.....	Pacific Coast (N).....	L	24	5	.828	0	2	24	7	.774	12	4	1st
Wyoming.....	Mountain States (E).....	L	28	2	.933	3	0	31	2	.939	4	0	1st

1944 Tournament		Pre-Tourney			Tourney		Final			Conf.			
School	Conference	How	W	L	Pct.	W	L	W	L	Pct.	W	L	Fin.
Catholic.....	Independent.....	L	17	5	.773	0	2	17	7	.708	—	—	—
Dartmouth.....	Ivy.....	L	17	1	.944	2	1	19	2	.905	8	0	1st
Iowa St.....	Big Six.....	L	13	3	.813	1	1	14	4	.778	9	1	T1st
Missouri.....	Big Six.....	L	9	8	.529	1	1	10	9	.526	5	5	T3d
Ohio St.....	Big Ten.....	L	13	6	.684	1	1	14	7	.667	10	2	1st
Pepperdine.....	Independent.....	L	22	10	.688	0	2	22	12	.647	—	—	—
Temple.....	Independent.....	L	13	8	.619	1	1	14	9	.609	—	—	—
Utah.....	Mountain States.....	L	18	4	.818	3	0	21	4	.840	—	—	—

1945 Tournament		Pre-Tourney			Tourney		Final			Conf.			
School	Conference	How	W	L	Pct.	W	L	W	L	Pct.	W	L	Fin.
Arkansas.....	Southwest.....	L	16	8	.667	1	1	17	9	.654	9	3	2d
Kentucky.....	Southeastern.....	L	21	3	.875	1	1	22	4	.846	4	1	2d
New York U.....	Independent.....	L	12	6	.667	2	1	14	7	.667	—	—	—
Ohio St.....	Big Ten.....	L	14	4	.778	1	1	15	5	.750	10	2	2d
Oklahoma St.....	Missouri Valley.....	L	24	4	.857	3	0	27	4	.871	—	—	—
Oregon.....	Pacific Coast (N).....	L	29	12	.707	1	1	30	13	.698	11	5	T1st
Tufts.....	Independent.....	L	10	6	.625	0	2	10	8	.556	—	—	—
Utah.....	Mountain States.....	L	17	2	.895	0	2	17	4	.810	—	—	—

1946 Tournament		Pre-Tourney			Tourney		Final			Conf.			
School	Conference	How	W	L	Pct.	W	L	W	L	Pct.	W	L	Fin.
Baylor.....	Southwest.....	L	25	3	.893	0	2	25	5	.833	11	1	1st
California.....	Pacific Coast (S).....	L	29	4	.879	1	2	30	6	.833	11	1	1st
Colorado.....	Mountain States.....	L	11	5	.688	1	1	12	6	.667	9	3	2d
Harvard.....	Independent.....	L	20	1	.952	0	2	20	3	.870	—	—	—
New York U.....	Independent.....	L	18	2	.900	1	1	19	3	.864	—	—	—
North Carolina.....	Southern.....	L	28	4	.875	2	1	30	5	.857	13	1	1st
Ohio St.....	Big Ten.....	L	14	4	.778	2	1	16	5	.762	10	2	1st
Oklahoma St.....	Missouri Valley.....	L	28	2	.933	3	0	31	2	.939	12	0	1st

1947 Tournament

School	Conference	How	Pre-Tourney			Tourney		Final			Conf.		
			W	L	Pct.	W	L	W	L	Pct.	W	L	Fin.
CCNY	Independent	L	16	4	.800	1	2	17	6	.739	—	—	—
Holy Cross	Independent	L	24	3	.889	3	0	27	3	.900	—	—	—
Navy	Independent	L	16	1	.941	0	2	16	3	.842	—	—	—
Oklahoma	Big Six	L	22	6	.786	2	1	24	7	.774	8	2	1st
Oregon St.	Pacific Coast (N)	L	27	4	.871	1	1	28	5	.848	10	6	T1st
Texas	Southwest	L	24	1	.960	2	1	26	2	.929	12	0	1st
Wisconsin	Big Nine	L	15	5	.750	1	1	16	6	.727	9	3	1st
Wyoming	Mountain States	L	22	4	.846	0	2	22	6	.786	11	1	1st

1948 Tournament

School	Conference	How	Pre-Tourney			Tourney		Final			Conf.		
			W	L	Pct.	W	L	W	L	Pct.	W	L	Fin.
Baylor	Southwest	L	22	7	.759	2	1	24	8	.750	11	1	1st
Columbia	Ivy	L	20	1	.952	0	2	20	3	.870	11	1	1st
Holy Cross	Independent	L	24	3	.889	2	1	26	4	.867	—	—	—
Kansas St.	Big Seven	L	21	4	.840	1	2	22	6	.786	9	3	1st
#Kentucky	Southeastern	L	31	2	.939	3	0	36	3	.923	9	0	1st
Michigan	Big Nine	L	15	5	.750	1	1	16	6	.727	10	2	1st
Washington	Pacific Coast (N)	L	22	10	.688	1	1	23	11	.676	10	6	T1st
Wyoming	Mountain States	L	18	7	.720	0	2	18	9	.667	6	4	T2d

#Final won-lost record includes 3-0 record in postseason Olympic trials vs. other college teams.

1949 Tournament

School	Conference	How	Pre-Tourney			Tourney		Final			Conf.		
			W	L	Pct.	W	L	W	L	Pct.	W	L	Fin.
Arkansas	Southwest	L	14	10	.583	1	1	15	11	.577	9	3	T1st
Illinois	Big Ten	L	19	3	.864	2	1	21	4	.840	10	2	1st
Kentucky	Southeastern	L	29	2	.935	3	0	32	2	.941	13	0	1st
Oklahoma St.	Missouri Valley	L	21	4	.840	2	1	23	5	.821	9	1	1st
Oregon St.	Pacific Coast (N)	L	23	10	.697	1	2	24	12	.667	12	4	1st
Villanova	Independent	L	22	3	.880	1	1	23	4	.852	—	—	—
Wyoming	Mountain States	L	25	8	.758	0	2	25	10	.714	15	5	1st
Yale	Ivy	L	22	6	.786	0	2	22	8	.733	9	3	1st

1950 Tournament

School	Conference	How	Pre-Tourney			Tourney		Final			Conf.		
			W	L	Pct.	W	L	W	L	Pct.	W	L	Fin.
Baylor	Southwest	L	13	11	.542	1	2	14	13	.519	8	4	T1st
Bradley	Missouri Valley	L	30	4	.882	2	1	32	5	.865	11	1	1st
Brigham Young	Mountain States	L	21	11	.656	1	1	22	12	.647	14	6	1st
CCNY	Independent	L	21	5	.808	3	0	24	5	.828	—	—	—
Holy Cross	Independent	L	27	2	.931	0	2	27	4	.871	—	—	—
North Carolina St.	Southern	L	25	5	.833	2	1	27	6	.818	12	2	1st
Ohio St.	Big Ten	L	21	3	.875	1	1	22	4	.846	11	1	1st
UCLA	Pacific Coast (S)	L	24	5	.828	0	2	24	7	.774	10	2	1st

1951 Tournament

School	Conference	How	Pre-Tourney			Tourney		Final			Conf.		
			W	L	Pct.	W	L	W	L	Pct.	W	L	Fin.
Arizona	Border	Q	24	5	.828	0	1	24	6	.800	15	1	1st
Brigham Young	Mountain States	Q	25	8	.758	1	2	26	10	.722	15	5	1st
Columbia	Ivy	Q	21	0	1.000	0	1	21	1	.955	12	0	1st
Connecticut	Yankee	L	22	3	.880	0	1	22	4	.846	6	1	1st
Illinois	Big Ten	Q	19	4	.826	3	1	22	5	.815	13	1	1st
Kansas St.	Big Seven	Q	22	3	.880	3	1	25	4	.862	11	1	1st
Kentucky	Southeastern	Q	28	2	.933	4	0	32	2	.941	14	0	1st
Louisville	Independent	L	19	6	.760	0	1	19	7	.731	—	—	—
Montana St.	Rocky Mountain	L	24	11	.686	0	1	24	12	.667	9	1	1st
North Carolina St.	Southern	Q	29	5	.853	1	2	30	7	.811	13	1	1st
Oklahoma St.	Missouri Valley	Q	27	4	.871	2	2	29	6	.829	12	2	1st
San Jose St.	Independent	L	18	11	.621	0	1	18	12	.600	—	—	—
St. John's (N.Y.)	Independent	L	24	4	.857	2	1	26	5	.839	—	—	—
Texas A&M	Southwest	Q	17	11	.607	0	1	17	12	.586	8	4	T1st
Villanova	Independent	L	25	6	.806	0	1	25	7	.781	—	—	—
Washington	Pacific Coast (N)	Q	22	5	.815	2	1	24	6	.800	11	5	1st

1952 Tournament

School	Conference	How	Pre-Tourney			Tourney		Final			Conf.		
			W	L	Pct.	W	L	W	L	Pct.	W	L	Fin.
Dayton	Independent	L	27	4	.871	1	1	28	5	.848	—	—	—
Duquesne	Independent	L	22	3	.880	1	1	23	4	.852	—	—	—
Illinois	Big Ten	Q	19	3	.864	3	1	22	4	.846	14	4	2d
#Kansas	Big Seven	Q	22	2	.917	4	0	28	3	.903	11	1	1st
Kentucky	Southeastern	Q	28	2	.933	1	1	29	3	.906	14	0	1st
New Mexico St.	Border	Q	22	9	.710	0	2	22	11	.667	12	2	T1st
North Carolina St.	Southern	Q	23	9	.719	1	1	24	10	.706	12	2	2d
Oklahoma City	Independent	L	18	7	.720	1	1	19	8	.704	—	—	—
Penn St.	Independent	L	20	4	.833	0	2	20	6	.769	—	—	—
Princeton	Ivy	Q	16	9	.640	0	2	16	11	.593	10	2	1st
St. John's (N.Y.)	Independent	L	22	5	.815	3	1	25	6	.806	—	—	—
St. Louis	Missouri Valley	Q	22	7	.759	1	1	23	8	.742	9	1	1st
Santa Clara	Independent	L	15	10	.600	2	2	17	12	.586	—	—	—
TCU	Southwest	Q	23	3	.885	1	1	24	4	.857	11	1	1st
UCLA	Pacific Coast (S)	Q	19	10	.655	0	2	19	12	.613	8	4	1st
Wyoming	Mountain States	Q	27	6	.818	1	1	28	7	.800	13	1	1st

#Final won-lost record includes 2-1 record in postseason Olympic trials vs. other college teams.

1953 Tournament

School	Conference	How	Pre-Tourney			Tourney		Final			Conf.		
			W	L	Pct.	W	L	W	L	Pct.	W	L	Fin.
DePaul	Independent	L	18	7	.720	1	2	19	9	.679	—	—	—
Eastern Ky.	Ohio Valley	L	16	8	.667	0	1	16	9	.640	9	1	1st
Fordham	Independent	L	18	7	.720	0	1	18	8	.692	—	—	—
Hardin-Simmons	Border	Q	19	11	.633	0	1	19	12	.613	11	3	T1st
Holy Cross	Independent (New England)	Q	18	5	.783	2	1	20	6	.769	—	—	—
Idaho St.	Rocky Mountain	Q	18	6	.750	0	1	18	7	.720	10	0	1st
Indiana	Big Ten	Q	19	3	.864	4	0	23	3	.885	17	1	1st
Kansas	Big Seven	Q	16	5	.762	3	1	19	6	.760	10	2	1st
Lebanon Valley	Independent (Middle Atlantic)	Q	18	1	.947	1	2	19	3	.864	—	—	—

THE TOURNAMENT FIELD

School	Conference	How	Pre-Tourney			Tourney		Final			Conf.		
			W	L	Pct.	W	L	W	L	Pct.	W	L	Fin.
LSU	Southeastern	Q	20	1	.952	2	2	22	3	.880	13	0	1st
Miami (Ohio)	Mid-American	Q	17	5	.773	0	1	17	6	.739	10	2	1st
Navy	Independent	L	16	4	.800	0	1	16	5	.762	—	—	—
Notre Dame	Independent	L	17	4	.810	2	1	19	5	.792	—	—	—
Oklahoma City	Independent	L	18	4	.818	0	2	18	6	.750	—	—	—
Oklahoma St.	Missouri Valley	Q	22	6	.786	1	1	23	7	.767	8	2	1st
Penn.	Ivy	Q	21	4	.840	1	1	22	5	.815	10	2	1st
Santa Clara	West Coast	L	15	6	.714	2	1	17	7	.708	6	2	T1st
Seattle	Independent	L	26	3	.897	2	1	28	4	.875	—	—	—
TCU	Southwest	Q	14	7	.667	1	1	15	8	.652	9	3	1st
Wake Forest	Southern	Q	21	6	.778	1	1	22	7	.759	12	3	T2d
Washington	Pacific Coast (N)	Q	25	2	.926	3	1	28	3	.903	15	1	1st
Wyoming	Mountain States	Q	20	8	.714	0	2	20	10	.667	12	2	1st

School	Conference	How	Pre-Tourney			Tourney		Final			Conf.		
			W	L	Pct.	W	L	W	L	Pct.	W	L	Fin.
Bradley	Independent	L	15	12	.556	4	1	19	13	.594	—	—	—
Colorado	Big Seven	Q	11	9	.550	0	2	11	11	.500	10	2	T1st
Colorado St.	Mountain States	Q	22	5	.815	0	2	22	7	.759	12	2	1st
Connecticut	Yankee (New England)	Q	23	2	.920	0	1	23	3	.885	7	0	1st
Cornell	Ivy	Q	17	5	.773	0	2	17	7	.708	12	3	1st
Fordham	Independent	L	18	5	.783	0	1	18	6	.750	—	—	—
George Washington	Southern	Q	23	2	.920	0	1	23	3	.885	10	0	1st
Idaho St.	Rocky Mountain	Q	20	4	.833	2	1	22	5	.815	9	1	1st
Indiana	Big Ten	Q	19	3	.864	1	1	20	4	.833	12	2	1st
La Salle	Independent (Middle Atlantic)	Q	21	4	.840	5	0	26	4	.867	—	—	—
LSU	Southeastern	Q	20	3	.870	0	2	20	5	.800	14	0	T1st
Loyola (La.)	Independent	L	15	8	.652	0	1	15	9	.625	—	—	—
Navy	Independent	L	16	7	.696	2	1	18	8	.692	—	—	—
North Carolina St.	Atlantic Coast	Q	24	6	.800	2	1	26	7	.788	5	3	4th
Notre Dame	Independent	L	20	2	.909	2	1	22	3	.880	—	—	—
Oklahoma City	Independent	L	18	6	.750	0	1	18	7	.720	—	—	—
Oklahoma St.	Missouri Valley	Q	23	4	.852	1	1	24	5	.828	9	1	1st
Penn St.	Independent	L	14	5	.737	4	1	18	6	.750	—	—	—
Rice	Southwest	Q	22	4	.846	1	1	23	5	.821	9	3	T1st
Santa Clara	West Coast	L	18	6	.750	2	1	20	7	.741	9	3	1st
Seattle	Independent	L	26	1	.963	0	1	26	2	.929	—	—	—
Southern California	Pacific Coast (S)	Q	17	12	.586	2	2	19	14	.576	8	4	1st
Texas Tech	Border	Q	20	4	.833	0	1	20	5	.800	11	1	1st
Toledo	Mid-American	Q	13	9	.591	0	1	13	10	.565	10	2	1st

School	Conference	How	Pre-Tourney			Tourney		Final			Conf.		
			W	L	Pct.	W	L	W	L	Pct.	W	L	Fin.
Bradley	Independent	L	7	19	.269	2	1	9	20	.310	—	—	—
Canisius	Western N.Y. Little 3	L	16	6	.727	2	1	18	7	.720	2	2	2d
Colorado	Big Seven	Q	16	5	.762	3	1	19	6	.760	11	1	1st
Duke	Atlantic Coast	Q	20	7	.741	0	1	20	8	.714	11	3	2d
Idaho St.	Rocky Mountain	Q	18	7	.720	0	1	18	8	.692	9	1	1st
Iowa	Big Ten	Q	17	5	.773	2	2	19	7	.731	11	3	1st
Kentucky	Southeastern	Q	22	2	.917	1	1	23	3	.885	12	2	1st
La Salle	Independent (Middle Atlantic)	Q	22	4	.846	4	1	26	5	.839	—	—	—
Marquette	Independent	L	22	2	.917	2	1	24	3	.889	—	—	—
Memphis	Independent	L	17	4	.810	0	1	17	5	.773	—	—	—
Miami (Ohio)	Mid-American	Q	14	8	.636	0	1	14	9	.609	11	3	1st
Oklahoma City	Independent	L	9	17	.346	0	1	9	18	.333	—	—	—
Oregon St.	Pacific Coast (N)	Q	21	7	.750	1	1	22	8	.733	15	1	1st
Penn St.	Independent	L	17	8	.680	1	2	18	10	.643	—	—	—
Princeton	Ivy	Q	13	10	.565	0	2	13	12	.520	11	4	1st
San Francisco	West Coast	L	23	1	.958	5	0	28	1	.966	12	0	1st
Seattle	Independent	L	21	5	.808	1	2	22	7	.759	—	—	—
Southern Methodist	Southwest	Q	15	8	.652	0	2	15	10	.600	9	3	1st
Tulsa	Missouri Valley	Q	20	6	.769	1	1	21	7	.750	8	2	T1st
Utah	Mountain States	Q	23	3	.885	1	1	24	4	.857	13	1	1st
Villanova	Independent	L	16	9	.640	2	1	18	10	.643	—	—	—
West Tex. A&M	Border	Q	15	6	.714	0	1	15	7	.682	9	3	T1st
West Virginia	Southern	Q	19	10	.655	0	1	19	11	.633	9	1	1st
Williams	Little Three (New England)	Q	17	1	.944	0	1	17	2	.895	3	1	1st

School	Conference	How	Pre-Tourney			Tourney		Final			Conf.		
			W	L	Pct.	W	L	W	L	Pct.	W	L	Fin.
Canisius	Western N.Y. Little 3	L	17	6	.739	2	1	19	7	.731	4	0	1st
Connecticut	Yankee	Q	16	9	.640	1	2	17	11	.607	6	1	1st
Dartmouth	Ivy	Q	16	10	.615	2	1	18	11	.621	10	4	1st
DePaul	Independent	L	16	7	.696	0	1	16	8	.667	—	—	—
Holy Cross	Independent	L	22	4	.846	0	1	22	5	.815	—	—	—
Houston	Missouri Valley	Q	19	5	.792	0	2	19	7	.731	9	3	1st
Idaho St.	Rocky Mountain	Q	18	7	.720	0	1	18	8	.692	11	1	1st
Iowa	Big Ten	Q	17	5	.773	3	1	20	6	.769	13	1	1st
Kansas St.	Big Seven	Q	16	7	.696	1	1	17	8	.680	9	3	1st
Kentucky	Southeastern	Q	19	5	.792	1	1	20	6	.769	12	2	2d
Manhattan	Independent	L	16	7	.696	0	1	16	8	.667	—	—	—
Marshall	Mid-American	Q	18	4	.818	0	1	18	5	.783	10	2	1st
Memphis	Independent	L	20	6	.769	0	1	20	7	.741	—	—	—
Morehead St.	Ohio Valley	Q	17	9	.654	2	1	19	10	.655	7	3	T1st
North Carolina St.	Atlantic Coast	Q	24	3	.889	0	1	24	4	.857	11	3	T1st
Oklahoma City	Independent	L	18	6	.750	2	1	20	7	.741	—	—	—
San Francisco	West Coast	Q	25	0	1.000	4	0	29	0	1.000	14	0	1st
Seattle	Independent	L	17	9	.654	1	2	18	11	.621	—	—	—
Southern Methodist	Southwest	Q	22	2	.917	3	2	25	4	.862	12	0	1st
Temple	Independent (Middle Atlantic)	Q	23	3	.885	4	1	27	4	.871	—	—	—
Texas Tech	Border	Q	13	11	.542	0	1	13	12	.520	8	4	1st
UCLA	Pacific Coast	Q	21	5	.808	1	1	22	6	.786	16	0	1st

School	Conference	How	W	L	Pct.	W	L	W	L	Pct.	W	L	Fin.
Utah	Mountain States	Q	21	5	.808	1	1	22	6	.786	12	2	1st
Wayne St. (Mich.)	President's Athletic	L	17	1	.944	1	2	18	3	.857	6	0	1st
West Virginia	Southern	Q	21	8	.724	0	1	21	9	.700	10	2	T1st

1957 Tournament

School	Conference	How	Pre-Tourney			Tourney		Final			Conf.		
			W	L	Pct.	W	L	W	L	Pct.	W	L	Fin.
Brigham Young	Mountain States	Q	18	8	.692	1	1	19	9	.679	11	3	1st
California	Pacific Coast	Q	20	4	.833	1	1	21	5	.808	14	2	1st
Canisius	Western N.Y. Little 3	L	20	5	.800	2	1	22	6	.786	3	1	T1st
Connecticut	Yankee	Q	17	7	.708	0	1	17	8	.680	8	0	1st
Hardin-Simmons	Border	Q	17	8	.680	0	1	17	9	.654	7	3	2d
Idaho St.	Rocky Mountain	Q	24	2	.923	1	2	25	4	.862	12	0	1st
Kansas	Big Seven	Q	21	2	.913	3	1	24	3	.889	11	1	1st
Kentucky	Southeastern	Q	22	4	.846	1	1	23	5	.821	12	2	1st
Lafayette	Independent (Middle Atlantic)	Q	22	3	.880	0	2	22	5	.815	—	—	—
Loyola (La.)	Independent	L	14	11	.560	0	1	14	12	.538	—	—	—
Miami (Ohio)	Mid-American	Q	17	7	.708	0	1	17	8	.680	11	1	1st
Michigan St.	Big Ten	Q	14	8	.636	2	2	16	10	.615	10	4	T1st
Morehead St.	Ohio Valley	Q	19	7	.731	0	1	19	8	.704	9	1	T1st
North Carolina	Atlantic Coast	Q	27	0	1.000	5	0	32	0	1.000	14	0	1st
Notre Dame	Big Seven	L	18	7	.720	2	1	20	8	.714	—	—	—
Oklahoma City	Independent	L	17	8	.680	2	1	19	9	.679	—	—	—
Pittsburgh	Independent	L	15	9	.625	1	2	16	11	.593	—	—	—
St. Louis	Missouri Valley	Q	19	7	.731	0	2	19	9	.679	12	2	1st
San Francisco	West Coast	Q	18	6	.750	3	1	21	7	.750	12	2	1st
Southern Methodist	Southwest	Q	21	3	.875	1	1	22	4	.846	11	1	1st
Syracuse	Independent	L	16	6	.727	2	1	18	7	.720	—	—	—
West Virginia	Southern	Q	25	4	.862	0	1	25	5	.833	12	0	1st
Yale	Ivy	L	18	7	.720	0	1	18	8	.692	12	2	1st

1958 Tournament

School	Conference	How	Pre-Tourney			Tourney		Final			Conf.		
			W	L	Pct.	W	L	W	L	Pct.	W	L	Fin.
Arizona St.	Border	Q	13	12	.520	0	1	13	13	.500	8	2	1st
Arkansas	Southwest	Q	17	8	.680	0	2	17	10	.630	9	5	T1st
Boston College	Independent	L	15	5	.750	0	1	15	6	.714	—	—	—
California	Pacific Coast	Q	18	8	.692	1	1	19	9	.679	12	4	T1st
Cincinnati	Missouri Valley	Q	24	2	.923	1	1	25	3	.893	13	1	1st
Connecticut	Yankee	Q	17	9	.654	0	1	17	10	.630	10	0	1st
Dartmouth	Ivy	L	20	4	.833	2	1	22	5	.815	11	3	1st
Idaho St.	Rocky Mountain	Q	21	4	.840	1	2	22	6	.786	10	0	1st
Indiana	Big Ten	Q	12	10	.545	1	1	13	11	.542	10	4	1st
Kansas St.	Big Seven	Q	20	3	.870	2	2	22	5	.815	10	2	1st
Kentucky	Southeastern	Q	19	6	.760	4	0	23	6	.793	12	2	1st
Loyola (La.)	Independent	L	16	8	.667	0	1	16	9	.640	—	—	—
Manhattan	Independent	L	15	8	.652	1	2	16	10	.615	—	—	—
Maryland	Atlantic Coast	Q	20	6	.769	2	1	22	7	.759	9	5	4th
Miami (Ohio)	Mid-American	Q	17	7	.708	1	2	18	9	.667	12	0	1st
Notre Dame	Independent	L	22	4	.846	2	1	24	5	.828	—	—	—
Oklahoma St.	Independent	L	19	7	.731	2	1	21	8	.724	—	—	—
Pittsburgh	Independent	L	18	6	.750	0	1	18	7	.720	—	—	—
San Francisco	West Coast	Q	24	1	.960	1	1	25	2	.926	12	0	1st
Seattle	Independent	L	19	5	.792	4	1	23	6	.793	—	—	—
Temple	Independent (Middle Atlantic)	Q	24	2	.923	3	1	27	3	.900	—	—	—
Tennessee Tech	Ohio Valley	Q	17	8	.680	0	1	17	9	.654	8	2	1st
West Virginia	Southern	Q	26	1	.963	0	1	26	2	.929	12	0	1st
Wyoming	Mountain States	Q	13	13	.500	0	1	13	14	.481	10	4	1st

1959 Tournament

School	Conference	How	Pre-Tourney			Tourney		Final			Conf.		
			W	L	Pct.	W	L	W	L	Pct.	W	L	Fin.
Boston U.	Independent	L	18	6	.750	2	1	20	7	.741	—	—	—
Bowling Green	Mid-American	Q	18	7	.720	0	1	18	8	.692	9	3	T1st
California	Pacific Coast	Q	21	4	.840	4	0	25	4	.862	14	2	1st
Cincinnati	Missouri Valley	Q	23	3	.885	3	1	26	4	.867	13	1	1st
Connecticut	Yankee	Q	17	6	.739	0	1	17	7	.708	8	2	1st
Dartmouth	Ivy	L	22	5	.815	0	1	22	6	.786	14	1	1st
DePaul	Independent	L	12	9	.571	1	2	13	11	.542	—	—	—
Eastern Ky.	Ohio Valley	Q	16	5	.762	0	1	16	6	.727	10	2	1st
Idaho St.	Rocky Mountain	Q	19	6	.760	2	1	21	7	.750	9	1	1st
Kansas St.	Big Eight	Q	24	1	.960	1	1	25	2	.926	14	0	1st
Kentucky	Southeastern	Q	23	2	.920	1	1	24	3	.889	12	2	T2d
Louisville	Independent	L	16	10	.615	3	2	19	12	.613	—	—	—
Marquette	Independent	L	22	4	.846	1	2	23	6	.793	—	—	—
Michigan St.	Big Ten	Q	18	3	.857	1	1	19	4	.826	12	2	1st
Navy	Independent	L	16	5	.762	2	1	18	6	.750	—	—	—
New Mexico St.	Border	Q	17	10	.630	0	1	17	11	.607	7	3	T1st
North Carolina	Atlantic Coast	Q	20	4	.833	0	1	20	5	.800	12	2	T1st
Portland	Independent	L	19	7	.731	0	1	19	8	.704	—	—	—
St. Joseph's	Middle Atlantic	Q	22	3	.880	0	2	22	5	.815	7	0	1st
St. Mary's (Cal.)	West Coast	Q	18	5	.783	1	1	19	6	.760	11	1	1st
TCU	Southwest	Q	19	5	.792	1	1	20	6	.769	12	2	1st
Utah	Mountain States	Q	21	5	.808	0	2	21	7	.750	13	1	1st
West Virginia	Southern	Q	25	4	.862	4	1	29	5	.853	11	0	1st

1960 Tournament

School	Conference	How	Pre-Tourney			Tourney		Final			Conf.		
			W	L	Pct.	W	L	W	L	Pct.	W	L	Fin.
Air Force	Independent	L	12	9	.571	0	1	12	10	.545	—	—	—
California	AAWU	L	24	1	.960	4	1	28	2	.933	11	1	1st
Cincinnati	Missouri Valley	Q	25	1	.962	3	1	28	2	.933	13	1	1st
Connecticut	Yankee	Q	17	8	.680	0	1	17	9	.654	8	2	1st
DePaul	Independent	L	15	6	.714	2	1	17	7	.708	—	—	—
Duke	Atlantic Coast	Q	15	10	.600	2	1	17	11	.607	7	7	4th
Georgia Tech	Southeastern	Q	21	5	.808	1	1	22	6	.786	11	3	2d
Idaho St.	Rocky Mountain	L	21	4	.840	0	1	21	5	.808	8	0	1st

School	Conference	How	W	L	Pct.	W	L	W	L	Pct.	W	L	Fin.
Kansas.....	Big Eight.....	Q	18	8	.692	1	1	19	9	.679	10	4	T1st
Miami (Fla.).....	Florida Intercollegiate.....	L	23	3	.885	0	1	23	4	.852	9	1	1st
Navy.....	Independent.....	L	16	5	.762	0	1	16	6	.727	—	—	—
New Mexico St.....	Border.....	Q	20	6	.769	0	1	20	7	.741	8	2	1st
New York U.....	Independent.....	L	19	3	.864	3	2	22	5	.815	—	—	—
Notre Dame.....	Independent.....	L	17	8	.680	0	1	17	9	.654	—	—	—
Ohio.....	Mid-American.....	Q	15	6	.714	1	2	16	8	.667	10	2	1st
Ohio St.....	Big Ten.....	Q	21	3	.875	4	0	25	3	.893	13	1	1st
Oregon.....	Independent.....	L	17	9	.654	2	1	19	10	.655	—	—	—
Princeton.....	Ivy.....	L	15	8	.652	0	1	15	9	.625	11	3	1st
St. Joseph's.....	Middle Atlantic.....	Q	20	5	.800	0	2	20	7	.741	7	1	1st
Santa Clara.....	West Coast.....	Q	21	8	.724	0	2	21	10	.677	9	3	T1st
Southern California.....	AAWU.....	L	16	10	.615	0	1	16	11	.593	5	7	3d
Texas.....	Southwest.....	Q	18	6	.750	0	2	18	8	.692	11	3	1st
Utah.....	Mountain States.....	Q	24	2	.923	2	1	26	3	.897	13	1	1st
West Virginia.....	Southern.....	Q	24	4	.857	2	1	26	5	.839	9	2	2d
Western Ky.....	Ohio Valley.....	Q	19	6	.760	2	1	21	7	.750	10	2	1st

1961 Tournament		Pre-Tourney			Tourney		Final			Conf.			
School	Conference	How	W	L	Pct.	W	L	W	L	Pct.	W	L	Fin.
Arizona St.....	Border.....	Q	21	5	.808	2	1	23	6	.793	9	1	T1st
Cincinnati.....	Missouri Valley.....	Q	23	3	.885	4	0	27	3	.900	10	2	1st
George Washington.....	Southern.....	Q	9	16	.360	0	1	9	17	.346	3	9	7th
Houston.....	Independent.....	L	16	9	.640	1	2	17	11	.607	—	—	—
Kansas St.....	Big Eight.....	Q	21	4	.840	1	1	22	5	.815	13	1	1st
Kentucky.....	Southeastern.....	Q	18	8	.692	1	1	19	9	.679	10	4	T2d
Louisville.....	Independent.....	L	19	7	.731	2	1	21	8	.724	—	—	—
Loyola Marymount.....	West Coast.....	Q	19	6	.760	1	1	20	7	.741	10	2	1st
Marquette.....	Independent.....	L	16	10	.615	0	1	16	11	.593	—	—	—
Morehead St.....	Ohio Valley.....	Q	18	10	.643	1	2	19	12	.613	9	3	T1st
Ohio.....	Mid-American.....	Q	17	6	.739	0	1	17	7	.708	10	2	1st
Ohio St.....	Big Ten.....	Q	24	0	1.000	3	1	27	1	.964	14	0	1st
Oregon.....	Independent.....	L	15	11	.577	0	1	15	12	.556	—	—	—
Princeton.....	Ivy.....	L	17	6	.739	1	2	18	8	.692	11	3	1st
Rhode Island.....	Yankee.....	Q	18	8	.692	0	1	18	9	.667	9	1	1st
St. Bonaventure.....	Independent.....	L	22	3	.880	2	1	24	4	.857	—	—	—
St. John's (N.Y.).....	Independent.....	L	20	4	.833	0	1	20	5	.800	—	—	—
St. Joseph's.....	Middle Atlantic.....	Q	22	4	.846	3	1	25	5	.833	8	0	1st
Seattle.....	Independent.....	L	18	7	.720	0	1	18	8	.692	—	—	—
Southern California.....	AAWU.....	Q	20	6	.769	1	2	21	8	.724	9	3	1st
Texas Tech.....	Southwest.....	Q	14	9	.609	1	1	15	10	.600	11	3	1st
Utah.....	Mountain States.....	Q	21	6	.778	2	2	23	8	.742	12	2	T1st
Wake Forest.....	Atlantic Coast.....	Q	17	10	.630	2	1	19	11	.633	11	3	2d
Xavier.....	Independent.....	L	17	9	.654	0	1	17	10	.630	—	—	—

1962 Tournament		Pre-Tourney			Tourney		Final			Conf.			
School	Conference	How	W	L	Pct.	W	L	W	L	Pct.	W	L	Fin.
Air Force.....	Independent.....	L	16	6	.727	0	1	16	7	.696	—	—	—
Arizona St.....	Border.....	Q	23	3	.885	0	1	23	4	.852	8	0	1st
Bowling Green.....	Mid-American.....	Q	21	3	.875	0	1	21	4	.840	11	1	1st
Butler.....	Indiana Collegiate.....	L	20	5	.800	2	1	22	6	.786	10	2	1st
Cincinnati.....	Missouri Valley.....	Q	25	2	.926	4	0	29	2	.935	10	2	T1st
Colorado.....	Big Eight.....	Q	18	6	.750	1	1	19	7	.731	13	1	1st
Creighton.....	Independent.....	L	19	4	.826	2	1	21	5	.808	—	—	—
Detroit.....	Independent.....	L	15	11	.577	0	1	15	12	.556	—	—	—
Kentucky.....	Southeastern.....	Q	22	2	.917	1	1	23	3	.885	13	1	T1st
Massachusetts.....	Yankee.....	Q	15	8	.652	0	1	15	9	.625	8	2	1st
Memphis.....	Independent.....	L	15	6	.714	0	1	15	7	.682	—	—	—
New York U.....	Independent.....	L	18	4	.818	2	1	20	5	.800	—	—	—
Ohio St.....	Big Ten.....	Q	23	1	.958	3	1	26	2	.929	13	1	1st
Oregon St.....	Independent.....	L	22	4	.846	2	1	24	5	.828	—	—	—
Pepperdine.....	West Coast.....	Q	19	6	.760	1	1	20	7	.741	11	1	1st
St. Joseph's.....	Middle Atlantic.....	Q	18	8	.692	0	2	18	10	.643	9	1	1st
Seattle.....	Independent.....	L	18	8	.692	0	1	18	9	.667	—	—	—
Texas Tech.....	Southwest.....	Q	18	6	.750	1	2	19	8	.704	11	3	T1st
UCLA.....	AAWU.....	Q	16	9	.640	2	2	18	11	.621	10	2	1st
Utah St.....	Mountain States.....	Q	21	5	.808	1	2	22	7	.759	12	2	2d
Villanova.....	Independent.....	L	19	6	.760	2	1	21	7	.750	—	—	—
Wake Forest.....	Atlantic Coast.....	Q	18	8	.692	4	1	22	9	.710	12	2	1st
West Virginia.....	Southern.....	Q	24	5	.828	0	1	24	6	.800	12	1	1st
Western Ky.....	Ohio Valley.....	Q	16	8	.667	1	2	17	10	.630	11	1	1st
Yale.....	Ivy.....	L	18	5	.783	0	1	18	6	.750	13	1	1st

1963 Tournament		Pre-Tourney			Tourney		Final			Conf.			
School	Conference	How	W	L	Pct.	W	L	W	L	Pct.	W	L	Fin.
Arizona St.....	Western Athletic.....	Q	24	2	.923	2	1	26	3	.897	9	1	1st
Bowling Green.....	Mid-American.....	Q	18	6	.750	1	2	19	8	.704	9	3	1st
Cincinnati.....	Missouri Valley.....	Q	23	1	.958	3	1	26	2	.929	11	1	1st
Colorado.....	Big Eight.....	Q	18	6	.750	1	1	19	7	.731	11	3	T1st
Colorado St.....	Independent.....	L	18	4	.818	0	1	18	5	.783	—	—	—
Connecticut.....	Yankee.....	Q	18	6	.750	0	1	18	7	.720	9	1	1st
Duke.....	Atlantic Coast.....	Q	24	2	.923	3	1	27	3	.900	14	0	1st
Illinois.....	Big Ten.....	Q	19	5	.792	1	1	20	6	.769	11	3	T1st
Loyola (Ill.).....	Independent.....	L	24	2	.923	5	0	29	2	.935	—	—	—
Mississippi St.....	Southeastern.....	Q	21	5	.808	1	1	22	6	.786	12	2	1st
New York U.....	Independent.....	L	17	3	.850	1	2	18	5	.783	—	—	—
Notre Dame.....	Independent.....	L	17	8	.680	0	1	17	9	.654	—	—	—
Oklahoma City.....	Independent.....	L	18	8	.692	1	2	19	10	.655	—	—	—
Oregon St.....	Independent.....	L	19	7	.731	3	2	22	9	.710	—	—	—
Pittsburgh.....	Independent.....	L	19	5	.792	0	1	19	6	.760	—	—	—
Princeton.....	Ivy.....	Q	19	5	.792	0	1	19	6	.760	12	3	1st
St. Joseph's.....	Middle Atlantic.....	Q	21	4	.840	2	1	23	5	.821	8	0	1st

School	Conference	How	W	L	Pct.	W	L	W	L	Pct.	W	L	Fin.
San Francisco	West Coast	Q	17	8	.680	1	1	18	9	.667	10	2	1st
Seattle	Independent	L	21	5	.808	0	1	21	6	.778	—	—	—
Tennessee Tech	Ohio Valley	Q	16	7	.696	0	1	16	8	.667	8	4	T1st
Texas	Southwest	Q	18	6	.750	2	1	20	7	.741	13	1	1st
UTEP	Independent	L	19	6	.760	0	1	19	7	.731	—	—	—
UCLA	AAWU	Q	20	7	.741	0	2	20	9	.690	7	5	T1st
Utah St.	Independent	L	20	6	.769	0	1	20	7	.741	—	—	—
West Virginia	Southern	Q	21	7	.750	2	1	23	8	.742	11	2	1st

1964 Tournament

School	Conference	How	Pre-Tourney			Tourney		Final			Conf.		
			W	L	Pct.	W	L	W	L	Pct.	W	L	Fin.
Arizona St.	Western Athletic	Q	16	10	.615	0	1	16	11	.593	4	6	T4th
Connecticut	Yankee	Q	14	10	.583	2	1	16	11	.593	8	2	T1st
Creighton	Independent	L	21	5	.808	1	2	22	7	.759	—	—	—
Duke	Atlantic Coast	Q	23	4	.852	3	1	26	5	.839	13	1	1st
Kansas St.	Big Eight	Q	20	5	.800	2	2	22	7	.759	12	2	1st
Kentucky	Southeastern	Q	21	4	.840	0	2	21	6	.778	11	3	1st
Louisville	Independent	L	15	9	.625	0	1	15	10	.600	—	—	—
Loyola (Ill.)	Independent	L	20	5	.800	2	1	22	6	.786	—	—	—
Michigan	Big Ten	Q	20	4	.833	3	1	23	5	.821	11	3	T1st
Murray St.	Ohio Valley	Q	16	8	.667	0	1	16	9	.640	11	3	1st
Ohio	Mid-American	Q	19	5	.792	2	1	21	6	.778	10	2	1st
Oklahoma City	Independent	L	15	10	.600	0	1	15	11	.577	—	—	—
Oregon St.	Independent	L	25	3	.893	0	1	25	4	.862	—	—	—
Princeton	Ivy	Q	19	7	.731	1	2	20	9	.690	12	2	1st
Providence	Independent	L	20	5	.800	0	1	20	6	.769	—	—	—
San Francisco	West Coast	Q	22	4	.846	1	1	23	5	.821	12	0	1st
Seattle	Independent	L	20	5	.800	2	1	22	6	.786	—	—	—
Temple	Middle Atlantic	Q	17	7	.708	0	1	17	8	.680	6	1	1st
UTEP	Independent	L	23	2	.920	2	1	25	3	.893	—	—	—
Texas A&M	Southwest	Q	18	6	.750	0	1	18	7	.720	13	1	1st
UCLA	AAWU	Q	26	0	1.000	4	0	30	0	1.000	15	0	1st
Utah St.	Independent	L	20	6	.769	1	2	21	8	.724	—	—	—
VMI	Southern	Q	12	11	.522	0	1	12	12	.500	7	7	4th
Villanova	Independent	L	22	3	.880	2	1	24	4	.857	—	—	—
Wichita St.	Missouri Valley	Q	22	5	.815	1	1	23	6	.793	10	2	T1st

1965 Tournament

School	Conference	How	Pre-Tourney			Tourney		Final			Conf.		
			W	L	Pct.	W	L	W	L	Pct.	W	L	Fin.
Brigham Young	Western Athletic	Q	21	5	.808	0	2	21	7	.750	8	2	1st
Colorado St.	Independent	L	16	7	.696	0	1	16	8	.667	—	—	—
Connecticut	Yankee	Q	23	2	.920	0	1	23	3	.885	10	0	1st
Dayton	Independent	L	20	6	.769	2	1	22	7	.759	—	—	—
DePaul	Independent	L	16	8	.667	1	2	17	10	.630	—	—	—
Eastern Ky.	Ohio Valley	Q	19	5	.792	0	1	19	6	.760	13	1	1st
Houston	Independent	L	18	8	.692	1	2	19	10	.655	—	—	—
Michigan	Big Ten	Q	21	3	.875	3	1	24	4	.857	13	1	1st
North Carolina St.	Atlantic Coast	Q	20	4	.833	1	1	21	5	.808	10	4	T2d
Notre Dame	Independent	L	15	11	.577	0	1	15	12	.556	—	—	—
Ohio	Mid-American	Q	19	6	.760	0	1	19	7	.731	11	1	T1st
Oklahoma City	Independent	L	19	9	.679	2	1	21	10	.677	—	—	—
Oklahoma St.	Big Eight	Q	19	6	.760	1	1	20	7	.741	12	2	1st
Penn St.	Independent	L	20	3	.870	0	1	20	4	.833	—	—	—
Princeton	Ivy	Q	19	5	.792	4	1	23	6	.793	13	1	1st
Providence	Independent	L	22	1	.957	2	1	24	2	.923	—	—	—
St. Joseph's	Middle Atlantic	Q	25	1	.962	1	2	26	3	.897	—	—	1st
San Francisco	West Coast	Q	23	4	.852	1	1	24	5	.828	13	1	1st
Southern Methodist	Southwest	Q	16	9	.640	1	1	17	10	.630	10	4	T1st
UCLA	AAWU	Q	24	2	.923	4	0	28	2	.933	14	0	1st
Vanderbilt	Southeastern	Q	23	3	.885	1	1	24	4	.857	15	1	1st
West Virginia	Southern	Q	14	14	.500	0	1	14	15	.483	8	6	4th
Wichita St.	Missouri Valley	Q	19	7	.731	2	2	21	9	.700	11	3	1st

1966 Tournament

School	Conference	How	Pre-Tourney			Tourney		Final			Conf.		
			W	L	Pct.	W	L	W	L	Pct.	W	L	Fin.
Cincinnati	Missouri Valley	Q	21	5	.808	0	2	21	7	.750	10	4	1st
Colorado St.	Independent	L	14	7	.667	0	1	14	8	.636	—	—	—
Davidson	Southern	Q	20	5	.800	1	2	21	7	.750	11	1	1st
Dayton	Independent	L	22	4	.846	1	2	23	6	.793	—	—	—
Duke	Atlantic Coast	Q	23	3	.885	3	1	26	4	.867	12	2	1st
Houston	Independent	L	21	5	.808	2	1	23	6	.793	—	—	—
Kansas	Big Eight	Q	22	3	.880	1	1	23	4	.852	13	1	1st
Kentucky	Southeastern	Q	24	1	.960	3	1	27	2	.931	15	1	1st
Loyola (Ill.)	Independent	L	22	2	.917	0	1	22	3	.880	—	—	—
Miami (Ohio)	Mid-American	Q	18	6	.750	0	1	18	7	.720	11	1	1st
Michigan	Big Ten	Q	17	7	.708	1	1	18	8	.692	11	3	1st
Oklahoma City	Independent	L	24	4	.857	0	1	24	5	.828	—	—	—
Oregon St.	AAWU	Q	20	6	.769	1	1	21	7	.750	12	2	1st
Pacific	West Coast	Q	22	4	.846	0	2	22	6	.786	13	1	1st
Providence	Independent	L	22	4	.846	0	1	22	5	.815	—	—	—
Rhode Island	Yankee	Q	20	7	.741	0	1	20	8	.714	9	1	T1st
St. Joseph's	Middle Atlantic	Q	22	4	.846	2	1	24	5	.828	—	—	1st
Southern Methodist	Southwest	Q	16	8	.667	1	1	17	9	.654	11	3	1st
Syracuse	Independent	L	21	5	.808	1	1	22	6	.786	—	—	—
UTEP	Independent	L	23	1	.958	5	0	28	1	.966	—	—	—
Utah	Western Athletic	Q	21	6	.778	2	2	23	8	.742	7	3	1st
Western Ky.	Ohio Valley	Q	23	2	.920	2	1	25	3	.893	14	0	1st

1967 Tournament

School	Conference	How	Pre-Tourney			Tourney		Final			Conf.		
			W	L	Pct.	W	L	W	L	Pct.	W	L	Fin.
Boston College	Independent	L	19	2	.905	2	1	21	3	.875	—	—	—
Connecticut	Yankee	Q	17	6	.739	0	1	17	7	.708	9	1	1st
Dayton	Independent	L	21	5	.808	4	1	25	6	.806	—	—	—

THE TOURNAMENT FIELD

School	Conference	How	W	L	Pct.	W	L	W	L	Pct.	W	L	Fin.
Houston	Independent	L	23	3	.885	4	1	27	4	.871	—	—	—
Indiana	Big Ten	Q	17	7	.708	1	1	18	8	.692	10	4	T1st
Kansas	Big Eight	Q	22	3	.880	1	1	23	4	.852	13	1	1st
Louisville	Missouri Valley	Q	23	3	.885	0	2	23	5	.821	12	2	1st
New Mexico St.	Independent	L	15	10	.600	0	1	15	11	.577	—	—	—
North Carolina	Atlantic Coast	Q	24	4	.857	2	2	26	6	.813	12	2	1st
Pacific	West Coast	Q	23	3	.885	1	1	24	4	.857	14	0	1st
Princeton	Ivy	Q	23	2	.920	2	1	25	3	.893	13	1	1st
St. John's (N.Y.)	Independent	L	22	3	.880	1	2	23	5	.821	—	—	—
Seattle	Independent	L	18	7	.720	0	1	18	8	.692	—	—	—
Southern Methodist	Southwest	Q	19	5	.792	1	1	20	6	.769	12	2	1st
Temple	Middle Atlantic	Q	20	7	.741	0	1	20	8	.714	—	—	1st
Tennessee	Southeastern	Q	21	5	.808	0	2	21	7	.750	15	3	1st
UTEP	Independent	L	20	5	.800	2	1	22	6	.786	—	—	—
Toledo	Mid-American	Q	23	1	.958	0	1	23	2	.920	11	1	1st
UCLA	AAWU	Q	26	0	1.000	4	0	30	0	1.000	14	0	1st
Virginia Tech	Independent	L	18	6	.750	2	1	20	7	.741	—	—	—
West Virginia	Southern	Q	19	8	.704	0	1	19	9	.679	9	1	1st
Western Ky.	Ohio Valley	Q	23	2	.920	0	1	23	3	.885	13	1	1st
Wyoming	Western Athletic	Q	15	12	.556	0	2	15	14	.517	8	2	T1st

1968 Tournament			Pre-Tourney			Tourney		Final			Conf.		
School	Conference	How	W	L	Pct.	W	L	W	L	Pct.	W	L	Fin.
Boston College	Independent	L	17	7	.708	0	1	17	8	.680	—	—	—
Bowling Green	Mid-American	Q	18	6	.750	0	1	18	7	.720	10	2	1st
Columbia	Ivy	L	21	4	.840	2	1	23	5	.821	13	2	1st
Davidson	Southern	Q	22	4	.846	2	1	24	5	.828	9	1	1st
East Tenn. St.	Ohio Valley	Q	18	6	.750	1	2	19	8	.704	10	4	T1st
Florida St.	Independent	L	19	7	.731	0	1	19	8	.704	—	—	—
Houston	Independent	L	28	0	1.000	3	2	31	2	.939	—	—	—
Kansas St.	Big Eight	Q	19	7	.731	0	2	19	9	.679	11	3	1st
Kentucky	Southeastern	Q	21	4	.840	1	1	22	5	.815	15	3	1st
La Salle	Middle Atlantic	Q	20	7	.741	0	1	20	8	.714	—	—	1st
Louisville	Missouri Valley	Q	20	6	.769	1	1	21	7	.750	14	2	1st
Loyola (Ill.)	Independent	L	15	8	.652	0	1	15	9	.625	—	—	—
Marquette	Independent	L	21	5	.808	2	1	23	6	.793	—	—	—
New Mexico	Western Athletic	Q	23	3	.885	0	2	23	5	.821	8	2	1st
New Mexico St.	Independent	L	21	5	.808	2	1	23	6	.793	—	—	—
North Carolina	Atlantic Coast	Q	25	3	.893	3	1	28	4	.875	12	2	1st
Ohio St.	Big Ten	Q	18	7	.720	3	1	21	8	.724	10	4	T1st
St. Bonaventure	Independent	L	22	0	1.000	1	2	23	2	.920	—	—	—
St. John's (N.Y.)	Independent	L	19	7	.731	0	1	19	8	.704	—	—	—
Santa Clara	West Coast	Q	21	3	.875	1	1	22	4	.846	13	1	1st
TCU	Southwest	Q	14	10	.583	1	1	15	11	.577	9	5	1st
UCLA	AAWU	Q	25	1	.962	4	0	29	1	.967	14	0	1st
Weber St.	Big Sky	Q	21	5	.808	0	1	21	6	.778	12	3	1st

1969 Tournament			Pre-Tourney			Tourney		Final			Conf.		
School	Conference	How	W	L	Pct.	W	L	W	L	Pct.	W	L	Fin.
Brigham Young	Western Athletic	Q	16	11	.593	0	1	16	12	.571	6	4	T1st
Colorado	Big Eight	Q	20	6	.769	1	1	21	7	.750	10	4	1st
Colorado St.	Independent	L	15	6	.714	2	1	17	7	.708	—	—	—
Davidson	Southern	Q	25	2	.926	2	1	27	3	.900	9	0	1st
Dayton	Independent	L	20	6	.769	0	1	20	7	.741	—	—	—
Drake	Missouri Valley	Q	23	4	.852	3	1	26	5	.839	13	3	T1st
Duquesne	Independent	L	19	4	.826	2	1	21	5	.808	—	—	—
Kentucky	Southeastern	Q	22	4	.846	1	1	23	5	.821	16	2	1st
Marquette	Independent	L	22	4	.846	2	1	24	5	.828	—	—	—
Miami (Ohio)	Mid-American	Q	14	10	.583	1	2	15	12	.556	10	2	1st
Murray St.	Ohio Valley	Q	22	5	.815	0	1	22	6	.786	11	3	T1st
New Mexico St.	Independent	L	23	3	.885	1	2	24	5	.828	—	—	—
North Carolina	Atlantic Coast	Q	25	3	.893	2	2	27	5	.844	12	2	1st
Notre Dame	Independent	L	20	6	.769	0	1	20	7	.741	—	—	—
Princeton	Ivy	Q	19	6	.760	0	1	19	7	.731	14	0	1st
Purdue	Big Ten	Q	20	4	.833	3	1	23	5	.821	13	1	1st
St. John's (N.Y.)	Independent	L	22	4	.846	1	2	23	6	.793	—	—	—
St. Joseph's	Middle Atlantic	Q	17	10	.630	0	1	17	11	.607	—	—	3d
Santa Clara	West Coast	Q	26	1	.963	1	1	27	2	.931	13	1	1st
Seattle	Independent	L	19	7	.731	0	1	19	8	.704	—	—	—
Texas A&M	Southwest	Q	17	7	.708	1	2	18	9	.667	12	2	1st
Trinity (Tex.)	Southland	Q	19	4	.826	0	1	19	5	.792	7	1	1st
UCLA	Pacific-8	Q	25	1	.962	4	0	29	1	.967	13	1	1st
Villanova	Independent	L	21	4	.840	0	1	21	5	.808	—	—	—
Weber St.	Big Sky	Q	25	2	.926	2	1	27	3	.900	15	0	1st

1970 Tournament			Pre-Tourney			Tourney		Final			Conf.		
School	Conference	How	W	L	Pct.	W	L	W	L	Pct.	W	L	Fin.
Davidson	Southern	Q	22	4	.846	0	1	22	5	.815	10	0	1st
Dayton	Independent	L	19	7	.731	0	1	19	8	.704	—	—	—
Drake	Missouri Valley	Q	21	6	.778	1	1	22	7	.759	14	2	1st
Houston	Independent	L	24	3	.889	1	2	25	5	.833	—	—	—
Iowa	Big Ten	Q	19	4	.826	1	1	20	5	.800	14	0	1st
Jacksonville	Independent	L	23	1	.958	4	1	27	2	.931	—	—	—
Kansas St.	Big Eight	Q	19	7	.731	1	1	20	8	.714	10	4	1st
Kentucky	Southeastern	Q	25	1	.962	1	1	26	2	.929	17	1	1st
Long Beach St.	Pacific Coast	L	23	3	.885	1	2	24	5	.828	10	0	1st
New Mexico St.	Independent	L	23	2	.920	4	1	27	3	.900	—	—	—
Niagara	Independent	L	21	5	.808	1	2	22	7	.759	—	—	—
North Carolina St.	Atlantic Coast	Q	22	6	.786	1	1	23	7	.767	9	5	T2d
Notre Dame	Independent	L	20	6	.769	1	2	21	8	.724	—	—	—
Ohio	Mid-American	Q	20	4	.833	0	1	20	5	.800	9	1	1st
Penn.	Ivy	Q	25	1	.962	0	1	25	2	.926	14	0	1st

School	Conference	How				W		L		Pct.	W		L		Pct.	W		L		Fin.
			W	L	Pct.	W	L	W	L		W	L								
Rice	Southwest	Q	14	10	.583	0	1	14	11	.560	10	4	1st							
St. Bonaventure	Independent	L	22	1	.957	3	2	25	3	.893	—	—	—							
Santa Clara	West Coast	Q	22	5	.815	1	1	23	6	.793	11	3	T1st							
Temple	Middle Atlantic (E)	Q	15	12	.556	0	1	15	13	.536	2	3	T3d							
UTEP	Western Athletic	Q	17	7	.708	0	1	17	8	.680	10	4	1st							
UCLA	Pacific-8	Q	24	2	.923	4	0	28	2	.933	12	2	1st							
Utah St.	Independent	L	20	6	.769	2	1	22	7	.759	—	—	—							
Villanova	Independent	L	20	6	.769	2	1	22	7	.759	—	—	—							
Weber St.	Big Sky	Q	20	6	.769	0	1	20	7	.741	12	3	1st							
Western Ky.	Ohio Valley	Q	22	2	.917	0	1	22	3	.880	14	0	1st							

1971 Tournament

School	Conference	How	Pre-Tourney			Tourney		Final			Conf.		Fin.
			W	L	Pct.	W	L	W	L	Pct.	W	L	
Brigham Young	Western Athletic	Q	17	9	.654	1	2	18	11	.621	10	4	1st
Drake	Missouri Valley	Q	20	7	.741	1	1	21	8	.724	9	5	T1st
Duquesne	Independent	L	21	3	.875	0	1	21	4	.840	—	—	—
Fordham	Independent	L	24	2	.923	2	1	26	3	.897	—	—	—
Furman	Southern	Q	15	11	.577	0	1	15	12	.556	5	5	T5th
Houston	Independent	L	20	6	.769	2	1	22	7	.759	—	—	—
Jacksonville	Independent	L	22	3	.880	0	1	22	4	.846	—	—	—
Kansas	Big Eight	Q	25	1	.962	2	2	27	3	.900	14	0	1st
Kentucky	Southeastern	Q	22	4	.846	0	2	22	6	.786	16	2	1st
Long Beach St.	Pacific Coast	L	22	4	.846	2	1	24	5	.828	10	0	1st
Marquette	Independent	L	26	0	1.000	2	1	28	1	.966	—	—	—
Miami (Ohio)	Mid-American	Q	20	4	.833	0	1	20	5	.800	9	1	1st
New Mexico St.	Independent	L	19	7	.731	0	1	19	8	.704	—	—	—
Notre Dame	Independent	L	19	7	.731	1	2	20	9	.690	—	—	—
Ohio St.	Big Ten	Q	19	5	.792	1	1	20	6	.769	13	1	1st
Pacific	West Coast	Q	21	5	.808	1	1	22	6	.786	12	2	1st
Penn.	Ivy	Q	26	0	1.000	2	1	28	1	.966	14	0	1st
St. Joseph's	Middle Atlantic (E)	Q	19	8	.704	0	1	19	9	.679	6	0	1st
South Carolina	Atlantic Coast	Q	23	4	.852	0	2	23	6	.793	10	4	2d
TCU	Southwest	Q	15	11	.577	0	1	15	12	.556	11	3	1st
UCLA	Pacific-8	Q	25	1	.962	4	0	29	1	.967	14	0	1st
Utah St.	Independent	L	20	6	.769	0	1	20	7	.741	—	—	—
Villanova	Independent	L	23	6	.793	4	1	27	7	.794	—	—	—
Weber St.	Big Sky	Q	21	5	.808	0	1	21	6	.778	12	2	1st
Western Ky.	Ohio Valley	Q	20	5	.800	4	1	24	6	.800	12	2	1st

1972 Tournament

School	Conference	How	Pre-Tourney			Tourney		Final			Conf.		Fin.
			W	L	Pct.	W	L	W	L	Pct.	W	L	
Brigham Young	Western Athletic	Q	21	4	.840	0	1	21	5	.808	12	2	1st
East Caro.	Southern	Q	14	14	.500	0	1	14	15	.483	7	5	4th
Eastern Ky.	Ohio Valley	Q	15	10	.600	0	1	15	11	.577	9	5	T1st
Florida St.	Independent	L	23	5	.821	4	1	27	6	.818	—	—	—
Hawaii	Independent	L	24	2	.923	0	1	24	3	.889	—	—	—
Houston	Independent	L	20	6	.769	0	1	20	7	.741	—	—	—
Kansas St.	Big Eight	Q	18	8	.692	1	1	19	9	.679	12	2	1st
Kentucky	Southeastern	Q	20	6	.769	1	1	21	7	.750	14	4	T1st
Long Beach St.	Pacific Coast	Q	23	3	.885	2	1	25	4	.862	10	2	1st
La.-Lafayette	Southland	L	23	3	.885	2	1	25	4	.862	8	0	1st
Louisville	Missouri Valley	Q	24	3	.889	2	2	26	5	.839	12	2	T1st
Marquette	Independent	L	24	2	.923	1	2	25	4	.862	—	—	—
Marshall	Independent	L	23	3	.885	0	1	23	4	.852	—	—	—
Minnesota	Big Ten	Q	17	6	.739	1	1	18	7	.720	11	3	1st
North Carolina	Atlantic Coast	Q	23	4	.852	3	1	26	5	.839	9	3	1st
Ohio	Mid-American	Q	15	10	.600	0	1	15	11	.577	7	3	T1st
Penn.	Ivy	Q	23	2	.920	2	1	25	3	.893	13	1	1st
Providence	Independent	L	21	5	.808	0	1	21	6	.778	—	—	—
San Francisco	West Coast	Q	19	7	.731	1	1	20	8	.714	13	1	1st
South Carolina	Independent	L	22	4	.846	2	1	24	5	.828	—	—	—
Temple	Middle Atlantic (E)	Q	23	7	.767	0	1	23	8	.742	6	0	1st
Texas	Southwest	Q	18	7	.720	1	2	19	9	.679	10	4	T1st
UCLA	Pacific-8	Q	26	0	1.000	4	0	30	0	1.000	14	0	1st
Villanova	Independent	L	19	6	.760	1	2	20	8	.714	—	—	—
Weber St.	Big Sky	Q	17	9	.654	1	2	18	11	.621	10	4	1st

1973 Tournament

School	Conference	How	Pre-Tourney			Tourney		Final			Conf.		Fin.
			W	L	Pct.	W	L	W	L	Pct.	W	L	
Arizona St.	Western Athletic	Q	18	7	.720	1	2	19	9	.679	10	4	1st
Austin Peay	Ohio Valley	Q	21	5	.808	1	2	22	7	.759	11	3	1st
Furman	Southern	Q	20	8	.714	0	1	20	9	.690	11	2	2d
Houston	Independent	L	23	3	.885	0	1	23	4	.852	—	—	—
Indiana	Big Ten	Q	19	5	.792	3	1	22	6	.786	11	3	1st
Jacksonville	Independent	L	21	5	.808	0	1	21	6	.778	—	—	—
Kansas St.	Big Eight	Q	22	4	.846	1	1	23	5	.821	12	2	1st
Kentucky	Southeastern	Q	19	7	.731	1	1	20	8	.714	14	4	1st
Long Beach St.	Pacific Coast	L	24	2	.923	2	1	26	3	.897	10	2	1st
La.-Lafayette	Southland	L	23	3	.885	1	2	24	5	.828	12	0	1st
Marquette	Independent	L	23	3	.885	2	1	25	4	.862	—	—	—
Maryland	Atlantic Coast	Q	22	6	.786	1	1	23	7	.767	7	5	3d
Memphis	Missouri Valley	Q	21	5	.808	3	1	24	6	.800	12	2	1st
Miami (Ohio)	Mid-American	Q	18	8	.692	0	1	18	9	.667	9	2	1st
Oklahoma City	Independent	L	21	5	.808	0	1	21	6	.778	—	—	—
Penn.	Ivy	Q	20	5	.800	1	2	21	7	.750	12	2	1st
Providence	Independent	L	24	2	.923	3	2	27	4	.871	—	—	—
St. John's (N.Y.)	Independent	L	19	6	.760	0	1	19	7	.731	—	—	—
St. Joseph's	Middle Atlantic (E)	Q	22	5	.815	0	1	22	6	.786	6	0	1st
San Francisco	West Coast	Q	22	4	.846	1	1	23	5	.821	12	2	1st
South Carolina	Independent	L	20	6	.769	2	1	22	7	.759	—	—	—
Syracuse	Independent	L	22	4	.846	2	1	24	5	.828	—	—	—
Texas Tech	Southwest	Q	19	7	.731	0	1	19	8	.704	12	2	1st
UCLA	Pacific-8	Q	26	0	1.000	4	0	30	0	1.000	14	0	1st
Weber St.	Big Sky	Q	20	6	.769	0	1	20	7	.741	13	1	1st

1974 Tournament

School	Conference	How	Pre-Tourney			Tourney		Final			Conf.		
			W	L	Pct.	W	L	W	L	Pct.	W	L	Fin.
Austin Peay	Ohio Valley	Q	17	9	.654	0	1	17	10	.630	10	4	T1st
Creighton	Independent	L	21	6	.778	2	1	23	7	.767	—	—	—
Dayton	Independent	L	19	7	.731	1	2	20	9	.690	—	—	—
Furman	Southern	Q	21	7	.750	1	2	22	9	.710	11	1	1st
Idaho St.	Big Sky	Q	20	7	.741	0	1	20	8	.714	11	3	T1st
Kansas	Big Eight	Q	21	5	.808	2	2	23	7	.767	13	1	1st
Cal St. L.A.	Pacific Coast	Q	17	9	.654	0	1	17	10	.630	8	4	2d
Louisville	Missouri Valley	Q	21	5	.808	0	2	21	7	.750	11	1	1st
Marquette	Independent	L	22	4	.846	4	1	26	5	.839	—	—	—
Michigan	Big Ten	Q	21	4	.840	1	1	22	5	.815	12	2	T1st
New Mexico	Western Athletic	Q	20	6	.769	2	1	22	7	.759	10	4	1st
North Carolina St.	Atlantic Coast	Q	26	1	.963	4	0	30	1	.968	12	0	1st
Notre Dame	Independent	L	24	2	.923	2	1	26	3	.897	—	—	—
Ohio	Mid-American	Q	16	10	.615	0	1	16	11	.593	9	3	1st
Oral Roberts	Independent	L	21	5	.808	2	1	23	6	.793	—	—	—
Penn.	Ivy	Q	21	5	.808	0	1	21	6	.778	13	1	1st
Pittsburgh	Independent	L	22	3	.880	2	1	24	4	.857	—	—	—
Providence	Independent	L	26	3	.897	2	1	28	4	.875	—	—	—
St. Joseph's	Middle Atlantic (E)	Q	19	10	.655	0	1	19	11	.633	5	1	T1st
San Francisco	West Coast	Q	18	8	.692	1	1	19	9	.679	12	2	1st
South Carolina	Independent	L	22	4	.846	0	1	22	5	.815	—	—	—
Syracuse	Independent	L	19	6	.760	0	1	19	7	.731	—	—	—
Texas	Southwest	Q	12	14	.462	0	1	12	15	.444	11	3	1st
UCLA	Pacific-8	Q	23	3	.885	3	1	26	4	.867	12	2	1st
Vanderbilt	Southeastern	Q	23	3	.885	0	2	23	5	.821	15	3	T1st

1975 Tournament

School	Conference	How	Pre-Tourney			Tourney		Final			Conf.		
			W	L	Pct.	W	L	W	L	Pct.	W	L	Fin.
Alabama	Southeastern	L	22	4	.846	0	1	22	5	.815	15	3	T1st
Arizona St.	Western Athletic	Q	23	3	.885	2	1	25	4	.862	12	2	1st
Boston College	Independent (ECAC South-Upstate)	Q	20	7	.741	1	2	21	9	.700	—	—	—
Central Mich.	Mid-American	Q	20	5	.800	2	1	22	6	.786	10	4	1st
Cincinnati	Independent	L	21	5	.808	2	1	23	6	.793	—	—	—
Creighton	Independent	L	20	6	.769	0	1	20	7	.741	—	—	—
Furman	Southern	Q	22	6	.786	0	1	22	7	.759	12	0	1st
Georgetown	Independent (ECAC South)	Q	18	9	.667	0	1	18	10	.643	—	—	—
Indiana	Big Ten	Q	29	0	1.000	2	1	31	1	.969	18	0	1st
Kansas	Big Eight	Q	19	7	.731	0	1	19	8	.704	11	3	1st
Kansas St.	Big Eight	L	18	8	.692	2	1	20	9	.690	10	4	2d
Kentucky	Southeastern	Q	22	4	.846	4	1	26	5	.839	15	3	T1st
La Salle	East Coast (E)	Q	22	6	.786	0	1	22	7	.759	5	1	T1st
Louisville	Missouri Valley	Q	24	2	.923	4	1	28	3	.903	12	2	1st
Marquette	Independent	L	23	3	.885	0	1	23	4	.852	—	—	—
Maryland	Atlantic Coast	L	22	4	.846	2	1	24	5	.828	10	2	1st
Michigan	Big Ten	L	19	7	.731	0	1	19	8	.704	12	6	2d
Middle Tenn.	Ohio Valley	Q	23	4	.852	0	1	23	5	.821	12	2	1st
Montana	Big Sky	Q	20	6	.769	1	2	21	8	.724	13	1	1st
UNLV	West Coast	Q	22	4	.846	2	1	24	5	.828	13	1	1st
New Mexico St.	Missouri Valley	L	20	6	.769	0	1	20	7	.741	11	3	2d
North Carolina	Atlantic Coast	Q	21	7	.750	2	1	23	8	.742	8	4	T2d
Notre Dame	Independent	L	18	8	.692	1	2	19	10	.655	—	—	—
Oregon St.	Pacific-8	L	18	10	.643	1	2	19	12	.613	10	4	2d
Penn.	Ivy	Q	23	4	.852	0	1	23	5	.821	13	1	1st
Rutgers	Independent (ECAC Metro)	Q	22	6	.786	0	1	22	7	.759	—	—	—
San Diego St.	Pacific Coast	Q	14	12	.538	0	1	14	13	.519	6	4	2d
Syracuse	Independent (ECAC Upstate)	Q	20	7	.741	3	2	23	9	.719	—	—	—
UTEP	Western Athletic	L	20	5	.800	0	1	20	6	.769	10	4	2d
Texas A&M	Southwest	Q	20	6	.769	0	1	20	7	.741	12	2	1st
UCLA	Pacific-8	Q	23	3	.885	5	0	28	3	.903	12	2	1st
Utah St.	Independent	L	21	5	.808	0	1	21	6	.778	—	—	—

1976 Tournament

School	Conference	How	Pre-Tourney			Tourney		Final			Conf.		
			W	L	Pct.	W	L	W	L	Pct.	W	L	Fin.
Alabama	Southeastern	Q	22	4	.846	1	1	23	5	.821	15	3	1st
Arizona	Western Athletic	Q	22	8	.733	2	1	24	9	.727	11	3	1st
Boise St.	Big Sky	Q	18	10	.643	0	1	18	11	.621	9	5	T1st
Cincinnati	Metro	Q	25	5	.833	0	1	25	6	.806	2	1	T2d
Connecticut	Yankee (ECAC South-Upstate)	Q	18	9	.667	1	1	19	10	.655	7	5	T2d
DePaul	Independent	L	19	8	.704	1	1	20	9	.690	—	—	—
Georgetown	Independent (ECAC South)	Q	21	6	.778	0	1	21	7	.750	—	—	—
Hofstra	East Coast (E)	Q	18	11	.621	0	1	18	12	.600	3	2	T2d
Indiana	Big Ten	Q	27	0	1.000	5	0	32	0	1.000	18	0	1st
Marquette	Independent	L	25	1	.962	2	1	27	2	.931	—	—	—
Memphis	Metro	L	21	8	.724	0	1	21	9	.700	1	1	4th
Michigan	Big Ten	L	21	6	.778	4	1	25	7	.781	14	4	2d
Missouri	Big Eight	Q	24	4	.857	2	1	26	5	.839	12	2	1st
UNLV	Independent	L	28	1	.966	1	1	29	2	.935	—	—	—
North Carolina	Atlantic Coast	L	25	3	.893	0	1	25	4	.862	11	1	1st
Notre Dame	Independent	L	22	5	.815	1	1	23	6	.793	—	—	—
Pepperdine	West Coast	Q	21	5	.808	1	1	22	6	.786	10	2	1st
Princeton	Ivy	Q	22	4	.846	0	1	22	5	.815	14	0	1st
Rutgers	Independent (ECAC Metro)	Q	28	0	1.000	3	2	31	2	.939	—	—	—
St. John's (N.Y.)	Independent	L	23	5	.821	0	1	23	6	.793	—	—	—
San Diego St.	Pacific Coast	Q	16	12	.571	0	1	16	13	.552	5	5	T3d
Syracuse	Independent (ECAC Upstate)	Q	20	8	.714	0	1	20	9	.690	—	—	—
Tennessee	Southeastern	L	21	5	.808	0	1	21	6	.778	14	4	2d
Texas Tech	Southwest	Q	24	5	.828	1	1	25	6	.806	13	3	2d
UCLA	Pacific-8	Q	24	3	.889	4	1	28	4	.875	12	2	1st
Virginia	Atlantic Coast	Q	18	11	.621	0	1	18	12	.600	4	8	6th
VMI	Southern	Q	20	9	.690	2	1	22	10	.688	9	3	1st

School	Conference	How	Pre-Tourney			Tourney		Final			Conf.		
			W	L	Pct.	W	L	W	L	Pct.	W	L	Fin.
Virginia Tech.....	Independent.....	L	21	6	.778	0	1	21	7	.750	—	—	—
Washington.....	Pacific-8.....	L	23	4	.852	0	1	23	5	.821	9	5	4th
Western Ky.....	Ohio Valley.....	Q	20	8	.714	0	1	20	9	.690	11	3	1st
Western Mich.....	Mid-American.....	Q	24	2	.923	1	1	25	3	.893	15	1	1st
Wichita St.....	Missouri Valley.....	Q	18	9	.667	0	1	18	10	.643	10	2	1st

1977 Tournament

School	Conference	How	Pre-Tourney			Tourney		Final			Conf.		
			W	L	Pct.	W	L	W	L	Pct.	W	L	Fin.
Arizona.....	Western Athletic.....	L	21	5	.808	0	1	21	6	.778	10	4	2d
Arkansas.....	Southwest.....	Q	26	1	.963	0	1	26	2	.929	16	0	1st
Central Mich.....	Mid-American.....	Q	18	9	.667	0	1	18	10	.643	13	3	T1st
Charlotte.....	Sun Belt.....	L	25	3	.893	3	2	28	5	.848	5	1	1st
Cincinnati.....	Metro.....	Q	25	4	.862	0	1	25	5	.833	4	2	2d
Detroit.....	Independent.....	L	25	2	.926	1	1	26	3	.897	—	—	—
Duquesne.....	Eastern Collegiate.....	Q	15	14	.517	0	1	15	15	.500	3	7	7th
Hofstra.....	East Coast (E).....	Q	23	6	.793	0	1	23	7	.767	4	1	T1st
Holy Cross.....	Independent (ECAC South-Upstate).....	Q	23	5	.821	0	1	23	6	.793	—	—	—
Idaho St.....	Big Sky.....	Q	23	4	.852	2	1	25	5	.833	13	1	1st
Kansas St.....	Big Eight.....	Q	23	6	.793	1	1	24	7	.774	11	3	1st
Kentucky.....	Southeastern.....	L	24	3	.889	2	1	26	4	.867	16	2	T1st
Long Beach St.....	Pacific Coast.....	Q	21	7	.750	0	1	21	8	.724	9	3	T1st
Louisville.....	Metro.....	L	21	6	.778	0	1	21	7	.750	6	1	1st
Marquette.....	Independent.....	L	20	7	.741	5	0	25	7	.781	—	—	—
Michigan.....	Big Ten.....	Q	24	3	.889	2	1	26	4	.867	16	2	1st
Middle Tenn.....	Ohio Valley.....	Q	20	8	.714	0	1	20	9	.690	9	5	T2d
UNLV.....	Independent.....	L	25	2	.926	4	1	29	3	.906	—	—	—
North Carolina.....	Atlantic Coast.....	Q	24	4	.857	4	1	28	5	.848	9	3	1st
Notre Dame.....	Independent.....	L	21	6	.778	1	1	22	7	.759	—	—	—
Princeton.....	Ivy.....	Q	21	4	.840	0	1	21	5	.808	13	1	1st
Providence.....	Independent.....	L	24	4	.857	0	1	24	5	.828	—	—	—
Purdue.....	Big Ten.....	L	20	7	.741	0	1	20	8	.714	14	4	2d
St. John's (N.Y.).....	Independent (ECAC Metro).....	Q	22	8	.733	0	1	22	9	.710	—	—	—
San Francisco.....	West Coast.....	Q	29	1	.967	0	1	29	2	.935	14	0	1st
Southern Ill.....	Missouri Valley.....	Q	21	6	.778	1	1	22	7	.759	8	4	T1st
Syracuse.....	Independent (ECAC South-Upstate).....	Q	25	3	.893	1	1	26	4	.867	—	—	—
Tennessee.....	Southeastern.....	Q	22	5	.815	0	1	22	6	.786	16	2	T1st
UCLA.....	Pacific-8.....	Q	23	4	.852	1	1	24	5	.828	11	3	1st
Utah.....	Western Athletic.....	Q	21	6	.778	1	1	22	7	.759	11	3	1st
VMI.....	Southern.....	Q	25	3	.893	1	1	26	4	.867	8	2	T1st
Wake Forest.....	Atlantic Coast.....	L	20	7	.741	2	1	22	8	.733	8	4	T2d

1978 Tournament

School	Conference	How	Pre-Tourney			Tourney		Final			Conf.		
			W	L	Pct.	W	L	W	L	Pct.	W	L	Fin.
Arkansas.....	Southwest.....	L	28	3	.903	4	1	32	4	.889	14	2	T1st
Cal St. Fullerton.....	Pacific Coast.....	Q	21	8	.724	2	1	23	9	.719	9	5	T3d
Creighton.....	Missouri Valley.....	Q	19	8	.704	0	1	19	9	.679	12	4	1st
DePaul.....	Independent.....	L	25	2	.926	2	1	27	3	.900	—	—	—
Duke.....	Atlantic Coast.....	Q	23	6	.793	4	1	27	7	.794	8	4	2d
Florida St.....	Metro.....	L	23	5	.821	0	1	23	6	.793	11	1	1st
Furman.....	Southern.....	Q	19	10	.655	0	1	19	11	.633	7	5	T4th
Houston.....	Southwest.....	Q	25	7	.781	0	1	25	8	.758	11	5	3d
Indiana.....	Big Ten.....	L	20	7	.741	1	1	21	8	.724	12	6	T2d
Kansas.....	Big Eight.....	L	24	4	.857	0	1	24	5	.828	13	1	1st
Kentucky.....	Southeastern.....	Q	25	2	.926	5	0	30	2	.938	16	2	1st
La Salle.....	East Coast (E).....	Q	18	11	.621	0	1	18	12	.600	5	0	1st
Louisville.....	Metro.....	Q	22	6	.786	1	1	23	7	.767	9	3	2d
Marquette.....	Independent.....	L	24	3	.889	0	1	24	4	.857	—	—	—
Miami (Ohio).....	Mid-American.....	Q	18	8	.692	1	1	19	9	.679	12	4	1st
Michigan St.....	Big Ten.....	Q	23	4	.852	2	1	25	5	.833	15	3	1st
Missouri.....	Big Eight.....	Q	14	15	.483	0	1	14	16	.467	4	10	T6th
New Mexico.....	Western Athletic.....	Q	24	3	.889	0	1	24	4	.857	13	1	1st
North Carolina.....	Atlantic Coast.....	L	23	7	.767	0	1	23	8	.742	9	3	1st
Notre Dame.....	Independent.....	L	20	6	.769	3	2	23	8	.742	—	—	—
Penn.....	Ivy.....	Q	19	7	.731	1	1	20	8	.714	12	2	1st
Providence.....	Independent.....	L	24	7	.774	0	1	24	8	.750	—	—	—
Rhode Island.....	Independent (ECAC New England).....	Q	24	6	.800	0	1	24	7	.774	—	—	—
St. Bonaventure.....	Independent (ECAC South-Upstate).....	Q	21	7	.750	0	1	21	8	.724	—	—	—
St. John's (N.Y.).....	Independent (ECAC Metro).....	Q	21	6	.778	0	1	21	7	.750	—	—	—
San Francisco.....	West Coast.....	Q	22	5	.815	1	1	23	6	.793	12	2	1st
Syracuse.....	Independent.....	L	22	5	.815	0	1	22	6	.786	—	—	—
UCLA.....	Pacific-8.....	Q	24	2	.923	1	1	25	3	.893	14	0	1st
Utah.....	Western Athletic.....	L	22	5	.815	1	1	23	6	.793	12	2	2d
Villanova.....	Eastern 8.....	Q	21	8	.724	2	1	23	9	.719	7	3	T1st
Weber St.....	Big Sky.....	Q	19	9	.679	0	1	19	10	.655	9	5	3d
Western Ky.....	Ohio Valley.....	Q	15	13	.536	1	1	16	14	.533	9	5	3d

1979 Tournament

Seed	School	Conference	How	Pre-Tourney			Tourney		Final			Conf.		
				W	L	Pct.	W	L	W	L	Pct.	W	L	Fin.
6	Appalachian St.....	Southern.....	Q	23	5	.821	0	1	23	6	.793	11	3	1st
2	Arkansas.....	Southwest.....	Q	23	4	.852	2	1	25	5	.833	13	3	T1st
5	Brigham Young.....	Western Athletic.....	Q	20	7	.741	0	1	20	8	.714	10	2	1st
5	Connecticut.....	Independent (ECAC New England).....	Q	21	7	.750	0	1	21	8	.724	—	—	—
2	DePaul.....	Independent.....	L	22	5	.815	4	1	26	6	.813	—	—	—
7	Detroit.....	Independent.....	L	22	5	.815	0	1	22	6	.786	—	—	—
2	Duke.....	Atlantic Coast.....	L	22	7	.759	0	1	22	8	.733	9	3	T1st
9	Eastern Ky.....	Ohio Valley.....	Q	21	7	.750	0	1	21	8	.724	9	3	1st
3	Georgetown.....	Independent (ECAC South-Upstate).....	Q	24	4	.857	0	1	24	5	.828	—	—	—
1	Indiana St.....	Missouri Valley.....	Q	29	0	1.000	4	1	33	1	.971	16	0	1st
8	Iona.....	Independent (ECAC Metro).....	Q	23	5	.821	0	1	23	6	.793	—	—	—
4	Iowa.....	Big Ten.....	L	20	7	.741	0	1	20	8	.714	13	5	T1st

THE TOURNAMENT FIELD

1979 Tournament				Pre-Tourney			Tourney		Final			Conf.		
Seed	School	Conference	How	W	L	Pct.	W	L	W	L	Pct.	W	L	Fin.
9	Jacksonville	Sun Belt	Q	19	10	.655	0	1	19	11	.633	5	5	4th
10	Lamar	Southland	Q	22	8	.733	1	1	23	9	.719	9	1	1st
3	LSU	Southeastern	L	22	5	.815	1	1	23	6	.793	14	4	1st
3	Louisville	Metro	L	23	7	.767	1	1	24	8	.750	9	1	1st
3	Marquette	Independent	L	21	6	.778	1	1	22	7	.759	—	—	—
2	Michigan St.	Big Ten	Q	21	6	.778	5	0	26	6	.813	13	5	T1st
10	New Mexico St.	Missouri Valley	L	22	9	.710	0	1	22	10	.688	11	5	2d
1	North Carolina	Atlantic Coast	Q	23	5	.821	0	1	23	6	.793	9	3	T1st
1	Notre Dame	Independent	L	22	5	.815	2	1	24	6	.800	—	—	—
5	Oklahoma	Big Eight	Q	20	9	.690	1	1	21	10	.677	10	4	1st
6	Pacific	Pacific Coast	Q	18	11	.621	0	1	18	12	.600	11	3	1st
9	Penn	Ivy	Q	21	5	.808	4	2	25	7	.781	13	1	1st
9	Pepperdine	West Coast	L	21	9	.700	1	1	22	10	.688	10	2	2d
6	Rutgers	Eastern 8	Q	21	8	.724	1	1	22	9	.710	7	3	T2d
10	St. John's (N.Y.)	Independent	L	18	10	.643	3	1	21	11	.656	—	—	—
4	San Francisco	West Coast	Q	21	6	.778	1	1	22	7	.759	12	2	1st
6	South Ala.	Sun Belt	L	20	6	.769	0	1	20	7	.741	10	0	1st
7	Southern California	Pacific-10	L	19	8	.704	1	1	20	9	.690	14	4	2d
4	Syracuse	Independent	L	25	3	.893	1	1	26	4	.867	—	—	—
7	Temple	East Coast (E)	Q	25	3	.893	0	1	25	4	.862	10	0	1st
8	Tennessee	Southeastern	Q	20	11	.645	1	1	21	12	.636	12	6	2d
4	Texas	Southwest	L	21	7	.750	0	1	21	8	.724	8	8	T3d
5	Toledo	Mid-American	Q	21	7	.750	1	1	22	8	.733	13	3	T1st
1	UCLA	Pacific-10	Q	23	4	.852	2	1	25	5	.833	15	3	1st
8	Utah	Western Athletic	L	20	9	.690	0	1	20	10	.667	9	3	2d
10	Utah St.	Pacific Coast	L	19	10	.655	0	1	19	11	.633	9	5	T2d
8	Virginia Tech	Metro	Q	21	8	.724	1	1	22	9	.710	4	6	T4th
7	Weber St.	Big Sky	Q	24	8	.750	1	1	25	9	.735	10	4	1st

1980 Tournament				Pre-Tourney			Tourney		Final			Conf.		
Seed	School	Conference	How	W	L	Pct.	W	L	W	L	Pct.	W	L	Fin.
8	Alcorn St.	Southwestern	L	27	1	.964	1	1	28	2	.933	12	0	1st
5	Arizona St.	Pacific-10	L	21	6	.778	1	1	22	7	.759	15	3	2d
10	Arkansas	Southwest	L	21	7	.750	0	1	21	8	.724	13	3	2d
11	Bradley	Missouri Valley	Q	23	9	.719	0	1	23	10	.697	13	3	1st
3	Brigham Young	Western Athletic	Q	24	4	.857	0	1	24	5	.828	13	1	1st
6	Clemson	Atlantic Coast	L	20	8	.714	3	1	23	9	.719	8	6	4th
1	DePaul	Independent	L	26	1	.963	0	1	26	2	.929	—	—	—
4	Duke	Atlantic Coast	Q	22	8	.733	2	1	24	9	.727	7	7	T5th
8	Florida St.	Metro	L	21	8	.724	1	1	22	9	.710	7	5	3d
10	Furman	Southern	Q	23	6	.793	0	1	23	7	.767	14	1	1st
3	Georgetown	Big East	L	24	5	.828	2	1	26	6	.813	5	1	T1st
11	Holy Cross	ECAC North	Q	19	10	.655	0	1	19	11	.633	16	10	3d
2	Indiana	Big Ten	Q	20	7	.741	1	1	21	8	.724	13	5	1st
6	Iona	Independent (ECAC Metro)	Q	28	4	.875	1	1	29	5	.853	—	—	—
5	Iowa	Big Ten	L	19	8	.704	4	2	23	10	.697	10	8	T4th
7	Kansas St.	Big Eight	Q	21	8	.724	1	1	22	9	.710	8	6	T2d
1	Kentucky	Southeastern	L	28	5	.848	1	1	29	6	.829	15	3	1st
11	La Salle	East Coast (E)	Q	22	8	.733	0	1	22	9	.710	7	4	3d
10	Lamar	Southland	Q	20	10	.667	2	1	22	11	.667	8	2	1st
1	LSU	Southeastern	Q	24	5	.828	2	1	26	6	.813	14	4	2d
2	Louisville	Metro	Q	28	3	.903	5	0	33	3	.917	12	0	1st
12	Loyola Marymount	West Coast	Q	14	13	.519	0	1	14	14	.500	10	6	T3d
9	Marquette	Independent	L	18	8	.692	0	1	18	9	.667	—	—	—
2	Maryland	Atlantic Coast	L	23	6	.793	1	1	24	7	.774	11	3	1st
5	Missouri	Big Eight	L	23	5	.821	2	1	25	6	.806	11	3	1st
3	North Carolina	Atlantic Coast	L	21	7	.750	0	1	21	8	.724	9	5	T2d
4	North Carolina St.	Atlantic Coast	L	20	7	.741	0	1	20	8	.714	9	5	T2d
4	Notre Dame	Independent	L	22	5	.815	0	1	22	6	.786	—	—	—
4	Ohio St.	Big Ten	L	20	7	.741	1	1	21	8	.724	12	6	2d
9	Old Dominion	Independent (ECAC South)	Q	25	4	.862	0	1	25	5	.833	—	—	—
2	Oregon St.	Pacific-10	Q	26	3	.897	0	1	26	4	.867	16	2	1st
12	Penn	Ivy	Q	16	11	.593	1	1	17	12	.586	12	3	1st
6	Purdue	Big Ten	L	18	9	.667	5	1	23	10	.697	11	7	3d
3	St. John's (N.Y.)	Big East	L	24	4	.857	0	1	24	5	.828	5	1	T1st
12	San Jose St.	Pacific Coast	Q	17	11	.607	0	1	17	12	.586	7	6	4th
9	South Ala.	Sun Belt	L	23	5	.821	0	1	23	6	.793	12	2	1st
1	Syracuse	Big East	L	25	3	.893	1	1	26	4	.867	5	1	T1st
7	Tennessee	Southeastern	L	17	10	.630	1	1	18	11	.621	12	6	T3d
6	Texas A&M	Southwest	Q	24	7	.774	2	1	26	8	.765	14	2	1st
9	Toledo	Mid-American	Q	23	5	.821	0	1	23	6	.793	14	2	1st
8	UCLA	Pacific-10	L	17	9	.654	5	1	22	10	.688	12	6	4th
11	Utah St.	Pacific Coast	L	18	8	.692	0	1	18	9	.667	11	2	1st
8	Villanova	Eastern 8	Q	22	7	.759	1	1	23	8	.742	7	3	T1st
12	Va. Commonwealth	Sun Belt	L	18	11	.621	0	1	18	12	.600	8	6	5th
7	Virginia Tech	Metro	Q	20	7	.741	1	1	21	8	.724	8	4	2d
5	Washington St.	Pacific-10	L	22	5	.815	0	1	22	6	.786	14	4	3d
7	Weber St.	Big Sky	Q	26	2	.929	0	1	26	3	.897	13	1	1st
10	Western Ky.	Ohio Valley	Q	21	7	.750	0	1	21	8	.724	10	2	T1st

1981 Tournament				Pre-Tourney			Tourney		Final			Conf.		
Seed	School	Conference	How	W	L	Pct.	W	L	W	L	Pct.	W	L	Fin.
7	UAB	Sun Belt	L	21	8	.724	2	1	23	9	.719	9	3	T1st
2	Arizona St.	Pacific-10	L	24	3	.889	0	1	24	4	.857	16	2	2d
5	Arkansas	Southwest	L	22	7	.759	2	1	24	8	.750	13	3	1st
12	Ball St.	Mid-American	Q	20	9	.690	0	1	20	10	.667	10	6	T1st
5	Boston College	Big East	L	21	6	.778	2	1	23	7	.767	10	4	1st
6	Brigham Young	Western Athletic	L	22	6	.786	3	1	25	7	.781	12	4	3d
11	Chattanooga	Southern	Q	21	8	.724	0	1	21	9	.700	11	5	T1st
8	Creighton	Missouri Valley	Q	21	8	.724	0	1	21	9	.700	11	5	T2d
1	DePaul	Independent	L	27	1	.964	0	1	27	2	.931	—	—	—

Seed	School	Conference	How	Pre-Tourney			Tourney		Final			Conf.		
				W	L	Pct.	W	L	W	L	Pct.	W	L	Fin.
6	Fresno St.	Pacific Coast	Q	25	3	.893	0	1	25	4	.862	12	2	1st
7	Georgetown	Big East	L	20	11	.645	0	1	20	12	.625	9	5	2d
8	Houston	Southwest	Q	21	8	.724	0	1	21	9	.700	10	6	T2d
12	Howard	Mid-Eastern	Q	17	11	.607	0	1	17	12	.586	6	4	T2d
7	Idaho	Big Sky	Q	25	3	.893	0	1	25	4	.862	12	2	1st
4	Illinois	Big Ten	L	20	7	.741	1	1	21	8	.724	12	6	3d
3	Indiana	Big Ten	Q	21	9	.700	5	0	26	9	.743	14	4	1st
3	Iowa	Big Ten	L	21	6	.778	0	1	21	7	.750	13	5	2d
10	James Madison	Independent (ECAC South)	Q	20	8	.714	1	1	21	9	.700	—	—	—
7	Kansas	Big Eight	Q	22	7	.759	2	1	24	8	.750	9	5	T2d
6	Kansas St.	Big Eight	L	21	8	.724	3	1	24	9	.727	9	5	T2d
2	Kentucky	Southeastern	L	22	5	.815	0	1	22	6	.786	15	3	2d
8	Lamar	Southland	Q	24	4	.857	1	1	25	5	.833	8	2	1st
12	Long Island	Independent (ECAC Metro)	Q	18	10	.643	0	1	18	11	.621	—	—	—
1	LSU	Southeastern	L	28	3	.903	3	2	31	5	.861	17	1	1st
4	Louisville	Metro	Q	21	8	.724	0	1	21	9	.700	11	1	1st
6	Maryland	Atlantic Coast	L	20	9	.690	1	1	21	10	.677	8	6	4th
12	Mercer	Trans America	Q	18	11	.621	0	1	18	12	.600	7	4	3d
10	Mississippi	Southeastern	Q	16	13	.552	0	1	16	14	.533	10	8	4th
9	Missouri	Big Eight	L	22	9	.710	0	1	22	10	.688	10	4	1st
2	North Carolina	Atlantic Coast	Q	25	7	.781	4	1	29	8	.784	10	4	2d
11	Northeastern	ECAC North	Q	23	5	.821	1	1	24	6	.800	21	5	1st
2	Notre Dame	Independent	L	22	5	.815	1	1	23	6	.793	—	—	—
1	Oregon St.	Pacific-10	Q	26	1	.963	0	1	26	2	.929	17	1	1st
10	Pittsburgh	Eastern 8	L	18	11	.621	1	1	19	12	.613	8	5	4th
11	Princeton	Ivy	Q	18	9	.667	0	1	18	10	.643	14	1	1st
9	St. Joseph's	East Coast (E)	Q	22	7	.759	3	1	25	8	.758	9	2	T2d
9	San Francisco	West Coast	Q	24	6	.800	0	1	24	7	.774	11	3	T1st
11	Southern U.	Southwestern	Q	17	10	.630	0	1	17	11	.607	8	4	T1st
4	Tennessee	Southeastern	L	20	7	.741	1	1	21	8	.724	12	6	3d
3	UCLA	Pacific-10	L	20	6	.769	0	1	20	7	.741	13	5	3d
3	Utah	Western Athletic	L	24	4	.857	1	1	25	5	.833	13	3	T1st
9	Villanova	Big East	L	19	10	.655	1	1	20	11	.645	8	6	T3d
1	Virginia	Atlantic Coast	L	25	3	.893	4	1	29	4	.879	13	1	1st
5	Va. Commonwealth	Sun Belt	Q	23	4	.852	1	1	24	5	.828	9	3	T1st
4	Wake Forest	Atlantic Coast	L	22	6	.786	0	1	22	7	.759	9	5	3d
10	Western Ky.	Ohio Valley	Q	21	7	.750	0	1	21	8	.724	12	2	1st
6	Wichita St.	Missouri Valley	L	23	6	.793	3	1	26	7	.788	12	4	1st
5	Wyoming	Western Athletic	Q	23	5	.821	1	1	24	6	.800	13	3	T1st

Seed	School	Conference	How	Pre-Tourney			Tourney		Final			Conf.		
				W	L	Pct.	W	L	W	L	Pct.	W	L	Fin.
4	Alabama	Southeastern	Q	23	6	.793	1	1	24	7	.774	12	6	3d
4	UAB	Sun Belt	Q	23	5	.821	2	1	25	6	.806	9	1	1st
11	Alcorn St.	Southwestern	Q	22	7	.759	0	1	22	8	.733	10	2	T1st
4	Arkansas	Southwest	Q	23	5	.821	0	1	23	6	.793	12	4	1st
8	Boston College	Big East	L	19	9	.679	3	1	22	10	.688	8	6	4th
10	Chattanooga	Southern	Q	26	3	.897	1	1	27	4	.871	15	1	1st
1	DePaul	Independent	L	26	1	.963	0	1	26	2	.929	—	—	—
10	Evansville	Midwestern	Q	23	5	.821	0	1	23	6	.793	10	2	1st
4	Fresno St.	Pacific Coast	Q	26	2	.929	1	1	27	3	.900	13	1	1st
1	Georgetown	Big East	Q	26	6	.813	4	1	30	7	.811	10	4	2d
6	Houston	Southwest	L	21	7	.750	4	1	25	8	.758	11	5	2d
3	Idaho	Big Sky	Q	26	2	.929	1	1	27	3	.900	13	1	1st
5	Indiana	Big Ten	L	18	9	.667	1	1	19	10	.655	12	6	T2d
6	Iowa	Big Ten	L	20	7	.741	1	1	21	8	.724	12	6	T2d
9	James Madison	Independent	L	23	5	.821	1	1	24	6	.800	—	—	—
5	Kansas St.	Big Eight	L	21	7	.750	2	1	23	8	.742	10	4	2d
6	Kentucky	Southeastern	L	22	7	.759	0	1	22	8	.733	13	5	T1st
8	La.-Lafayette	Southland	Q	24	7	.774	0	1	24	8	.750	8	2	1st
11	La.-Monroe	Trans America	Q	19	10	.655	0	1	19	11	.633	9	7	T3d
3	Louisville	Metro	L	20	9	.690	3	1	23	10	.697	8	4	T2d
7	Marquette	Independent	L	22	8	.733	1	1	23	9	.719	—	—	—
2	Memphis	Metro	Q	23	4	.852	1	1	24	5	.828	10	2	1st
11	Middle Tenn.	Ohio Valley	Q	21	7	.750	1	1	22	8	.733	12	4	3d
2	Minnesota	Big Ten	Q	22	5	.815	1	1	23	6	.793	14	4	1st
2	Missouri	Big Eight	Q	26	3	.897	1	0	27	4	.871	12	2	1st
1	North Carolina	Atlantic Coast	Q	27	2	.931	5	0	32	2	.941	12	2	1st
12	N.C. A&T	Mid-Eastern	Q	19	8	.704	0	1	19	9	.679	10	2	1st
7	North Carolina St.	Atlantic Coast	L	22	9	.710	0	1	22	10	.688	7	7	4th
11	Northeastern	ECAC North	Q	22	6	.786	1	1	23	7	.767	8	1	1st
12	Northern Ill.	Mid-American	Q	16	13	.552	0	1	16	14	.533	9	7	3d
8	Ohio St.	Big Ten	L	21	9	.700	0	1	21	10	.677	12	6	T2d
10	Old Dominion	Independent (ECAC South)	Q	18	11	.621	0	1	18	12	.600	—	—	—
2	Oregon St.	Pacific-10	Q	23	4	.852	2	1	25	5	.833	16	2	1st
12	Penn.	Ivy	Q	17	9	.654	0	1	17	10	.630	12	2	1st
7	Pepperdine	West Coast	Q	21	6	.778	1	1	22	7	.759	14	0	1st
10	Pittsburgh	Eastern 8	Q	20	9	.690	0	1	20	10	.667	8	6	3d
12	Robert Morris	ECAC Metro (S)	Q	17	12	.586	0	1	17	13	.567	9	5	1st
5	St. John's (N.Y.)	Big East	L	20	8	.714	1	1	21	9	.700	9	5	3d
6	St. Joseph's	East Coast (E)	Q	25	4	.862	0	1	25	5	.833	10	1	2d
9	San Francisco	West Coast	L	25	5	.833	0	1	25	6	.806	11	3	2d
9	Southern California	Pacific-10	L	19	8	.704	0	1	19	9	.679	13	5	3d
9	Tennessee	Southeastern	L	19	9	.679	1	1	20	10	.667	13	5	T1st
3	Tulsa	Missouri Valley	Q	24	5	.828	0	1	24	6	.800	12	4	T2d
3	Villanova	Big East	L	22	7	.759	2	1	24	8	.750	11	3	1st
1	Virginia	Atlantic Coast	L	29	3	.906	1	1	30	4	.882	12	2	T1st
7	Wake Forest	Atlantic Coast	L	20	8	.714	1	1	21	9	.700	9	5	3d
5	West Virginia	Eastern 8	L	26	3	.897	1	1	27	4	.871	13	1	1st
8	Wyoming	Western Athletic	Q	22	6	.786	1	1	23	7	.767	14	2	1st

THE TOURNAMENT FIELD

1983 Tournament				Pre-Tourney			Tourney		Final			Conf.		
Seed	School	Conference	How	W	L	Pct.	W	L	W	L	Pct.	W	L	Fin.
6	Alabama.....	Southeastern.....	L	20	11	.645	0	1	20	12	.625	8	10	T8th
10	UAB.....	Sun Belt.....	Q	19	13	.594	0	1	19	14	.576	9	5	3d
12	Alcorn St.....	Southwestern.....	Q	21	9	.700	1	1	22	10	.688	10	4	3d
4	Arkansas.....	Southwest.....	L	25	3	.893	1	1	26	4	.867	14	2	2d
4	Boston College.....	Big East.....	L	24	6	.800	1	1	25	7	.781	12	4	T1st
—	Boston U.....	ECAC North.....	Q	21	9	.700	0	1	21	10	.677	8	2	T1st
9	Chattanooga.....	Southern.....	Q	26	3	.897	0	1	26	4	.867	15	1	1st
5	Georgetown.....	Big East.....	L	21	9	.700	1	1	22	10	.688	11	5	4th
4	Georgia.....	Southeastern.....	Q	21	9	.700	3	1	24	10	.706	9	9	T4th
—	Ga. Southern.....	Trans America.....	Q	18	11	.621	0	1	18	12	.600	8	6	T3d
1	Houston.....	Southwest.....	Q	27	2	.931	4	1	31	3	.912	16	0	1st
7	Illinois.....	Big Ten.....	L	21	10	.677	0	1	21	11	.656	11	7	T2d
6	Illinois St.....	Missouri Valley.....	Q	24	6	.800	0	1	24	7	.774	13	5	2d
2	Indiana.....	Big Ten.....	Q	23	5	.821	1	1	24	6	.800	13	5	1st
7	Iowa.....	Big Ten.....	L	19	9	.679	2	1	21	10	.677	11	7	T2d
10	James Madison.....	ECAC South.....	Q	19	10	.655	1	1	20	11	.645	6	3	2d
3	Kentucky.....	Southeastern.....	L	21	7	.750	2	1	23	8	.742	13	5	1st
12	La Salle.....	East Coast (E).....	Q	17	13	.567	1	1	18	14	.563	7	2	T1st
11	Lamar.....	Southland.....	Q	22	7	.759	1	1	23	8	.742	9	3	1st
8	La-Lafayette.....	Independent.....	L	22	6	.786	0	1	22	7	.759	—	—	—
1	Louisville.....	Metro.....	Q	29	3	.906	3	1	32	4	.889	12	0	1st
9	Marquette.....	Independent.....	L	19	9	.679	0	1	19	10	.655	—	—	—
8	Maryland.....	Atlantic Coast.....	L	19	9	.679	1	1	20	10	.667	8	6	T3d
4	Memphis.....	Metro.....	L	22	7	.759	1	1	23	8	.742	6	6	4th
2	Missouri.....	Big Eight.....	L	26	7	.788	0	1	26	8	.765	12	2	1st
11	Morehead St.....	Ohio Valley.....	Q	19	10	.655	0	1	19	11	.633	10	4	2d
3	UNLV.....	Pacific Coast.....	Q	28	2	.933	0	1	28	3	.903	15	1	1st
2	North Carolina.....	Atlantic Coast.....	L	26	7	.788	2	1	28	8	.778	12	2	T1st
—	N.C. A&T.....	Mid-Eastern.....	Q	23	7	.767	0	1	23	8	.742	9	3	2d
6	North Carolina St.....	Atlantic Coast.....	Q	20	10	.667	6	0	26	10	.722	8	6	T3d
11	Ohio.....	Mid-American.....	Q	22	8	.733	1	1	23	9	.719	12	6	2d
3	Ohio St.....	Big Ten.....	L	19	9	.679	1	1	20	10	.667	11	7	T2d
7	Oklahoma.....	Big Eight.....	L	23	8	.742	1	1	24	9	.727	10	4	2d
5	Oklahoma St.....	Big Eight.....	Q	24	6	.800	0	1	24	7	.774	9	5	T3d
11	Pepperdine.....	West Coast.....	Q	20	8	.714	0	1	20	9	.690	10	2	1st
12	Princeton.....	Ivy.....	Q	18	8	.692	2	1	20	9	.690	12	2	1st
5	Purdue.....	Big Ten.....	L	20	8	.714	1	1	21	9	.700	11	7	T2d
12	Robert Morris.....	ECAC Metro (S).....	Q	22	7	.759	1	1	23	8	.742	12	2	1st
9	Rutgers.....	Atlantic 10 (E).....	L	22	7	.759	1	1	23	8	.742	11	3	1st
1	St. John's (N.Y.).....	Big East.....	Q	27	4	.871	1	1	28	5	.848	12	4	T1st
6	Syracuse.....	Big East.....	L	20	9	.690	1	1	21	10	.677	9	7	5th
8	Tennessee.....	Southeastern.....	L	19	11	.633	1	1	20	12	.625	9	9	T4th
2	UCLA.....	Pacific-10.....	Q	23	5	.821	0	1	23	6	.793	15	3	1st
10	Utah.....	Western Athletic.....	Q	16	13	.552	2	1	18	14	.563	11	5	T1st
10	Utah St.....	Pacific Coast.....	L	20	8	.714	0	1	20	9	.690	10	6	3d
3	Villanova.....	Big East.....	L	22	7	.759	2	1	24	8	.750	12	4	T1st
1	Virginia.....	Atlantic Coast.....	L	27	4	.871	2	1	29	5	.853	12	2	T1st
5	Va. Commonwealth.....	Sun Belt.....	L	23	6	.793	1	1	24	7	.774	12	2	T1st
8	Washington St.....	Pacific-10.....	L	22	6	.786	1	1	23	7	.767	14	4	2d
9	Weber St.....	Big Sky.....	Q	23	7	.767	0	1	23	8	.742	10	4	T1st
7	West Virginia.....	Atlantic 10 (W).....	Q	23	7	.767	0	1	23	8	.742	10	4	T1st
—	Xavier.....	Midwestern.....	Q	22	7	.759	0	1	22	8	.733	10	4	T2d

1984 Tournament				Pre-Tourney			Tourney		Final			Conf.		
Seed	School	Conference	How	W	L	Pct.	W	L	W	L	Pct.	W	L	Fin.
9	Alabama.....	Southeastern.....	L	18	11	.621	0	1	18	12	.600	10	8	5th
9	UAB.....	Sun Belt.....	Q	23	10	.697	0	1	23	11	.676	8	6	5th
12	Alcorn St.....	Southwestern.....	Q	20	9	.690	1	1	21	10	.677	11	3	T1st
2	Arkansas.....	Southwest.....	L	25	6	.806	0	1	25	7	.781	14	2	2d
5	Auburn.....	Southeastern.....	L	20	10	.667	0	1	20	11	.645	12	6	2d
8	Brigham Young.....	Western Athletic.....	L	19	10	.655	1	1	20	11	.645	12	4	2d
10	Dayton.....	Independent.....	L	18	10	.643	3	1	21	11	.656	—	—	—
1	DePaul.....	Independent.....	L	26	2	.929	1	1	27	3	.900	—	—	—
3	Duke.....	Atlantic Coast.....	L	24	9	.727	0	1	24	10	.706	7	7	T3d
7	Fresno St.....	Pacific Coast.....	L	25	7	.781	0	1	25	8	.758	13	5	3d
1	Georgetown.....	Big East.....	Q	29	3	.906	5	0	34	3	.919	14	2	1st
2	Houston.....	Southwest.....	Q	28	4	.875	4	1	32	5	.865	15	1	1st
—	Houston Baptist.....	Trans America.....	Q	24	6	.800	0	1	24	7	.774	11	3	1st
2	Illinois.....	Big Ten.....	Q	24	4	.857	2	1	26	5	.839	15	3	T1st
8	Illinois St.....	Missouri Valley.....	L	22	7	.759	1	1	23	8	.742	13	3	T1st
4	Indiana.....	Big Ten.....	L	20	8	.714	2	1	22	9	.710	13	5	3d
10	Iona.....	Metro Atlantic.....	Q	23	7	.767	0	1	23	8	.742	11	3	T1st
5	Kansas.....	Big Eight.....	Q	21	9	.700	1	1	22	10	.688	9	5	2d
1	Kentucky.....	Southeastern.....	Q	26	4	.867	3	1	29	5	.853	14	4	1st
—	Long Island.....	ECAC Metro.....	Q	20	10	.667	0	1	20	11	.645	11	5	T1st
7	LSU.....	Southeastern.....	L	18	10	.643	0	1	18	11	.621	11	7	T3d
10	Louisiana Tech.....	Southland.....	Q	25	6	.806	1	1	26	7	.788	8	4	3d
5	Louisville.....	Metro.....	L	22	10	.688	2	1	24	11	.686	11	3	T1st
10	Marshall.....	Southern.....	Q	25	5	.833	0	1	25	6	.806	13	3	1st
3	Maryland.....	Atlantic Coast.....	Q	23	7	.767	1	1	24	8	.750	9	5	2d
6	Memphis.....	Metro.....	Q	24	6	.800	2	1	26	7	.788	11	3	T1st
8	Miami (Ohio).....	Mid-American.....	Q	24	5	.828	0	1	24	6	.800	16	2	1st
12	Morehead St.....	Ohio Valley.....	Q	24	5	.828	1	1	25	6	.806	12	2	1st
11	Nevada.....	Big Sky.....	Q	17	13	.567	0	1	17	14	.548	7	7	T3d
5	UNLV.....	Pacific Coast.....	Q	27	5	.844	2	1	29	6	.829	16	2	1st
1	North Carolina.....	Atlantic Coast.....	L	27	2	.931	1	1	28	3	.903	14	0	1st
—	N.C. A&T.....	Mid-Eastern.....	Q	22	6	.786	0	1	22	7	.759	9	1	1st
11	Northeastern.....	ECAC North Atlantic.....	Q	26	4	.867	1	1	27	5	.844	14	0	1st
2	Oklahoma.....	Big Eight.....	L	29	4	.879	0	1	29	5	.853	13	1	1st
11	Oral Roberts.....	Midwestern.....	Q	21	9	.700	0	1	21	10	.677	11	3	1st

1984 Tournament				Pre-Tourney			Tourney		Final			Conf.		
Seed	School	Conference	How	W	L	Pct.	W	L	W	L	Pct.	W	L	Fin.
6	Oregon St.	Pacific-10	L	22	6	.786	0	1	22	7	.759	15	3	T1st
12	Princeton	Ivy	Q	17	9	.654	1	1	18	10	.643	10	4	1st
3	Purdue	Big Ten	L	22	6	.786	0	1	22	7	.759	15	3	T1st
12	Richmond	ECAC South	Q	20	9	.690	2	1	22	10	.688	7	3	1st
—	Rider	East Coast	Q	20	10	.667	0	1	20	11	.645	11	5	2d
9	St. John's (N.Y.)	Big East	L	18	11	.621	0	1	18	12	.600	8	8	T4th
—	San Diego	West Coast	Q	18	9	.667	0	1	18	10	.643	9	3	1st
9	Southern Methodist	Southwest	L	24	7	.774	1	1	25	8	.758	12	4	3d
3	Syracuse	Big East	L	22	8	.733	1	1	23	9	.719	12	4	T2d
8	Temple	Atlantic 10	L	25	4	.862	1	1	26	5	.839	18	0	1st
4	UTEP	Western Athletic	Q	27	3	.900	0	1	27	4	.871	13	3	1st
4	Tulsa	Missouri Valley	Q	27	3	.900	0	1	27	4	.871	13	3	T1st
7	Villanova	Big East	L	18	11	.621	1	1	19	12	.613	12	4	T2d
7	Virginia	Atlantic Coast	L	17	11	.607	4	1	21	12	.636	6	8	T5th
6	Va. Commonwealth	Sun Belt	L	22	6	.786	1	1	23	7	.767	11	3	1st
4	Wake Forest	Atlantic Coast	L	21	8	.724	2	1	23	9	.719	7	7	T3d
6	Washington	Pacific-10	Q	22	6	.786	2	1	24	7	.774	15	3	T1st
11	West Virginia	Atlantic 10	Q	19	11	.633	1	1	20	12	.625	9	9	T4th
1985 Tournament				Pre-Tourney			Tourney		Final			Conf.		
Seed	School	Conference	How	W	L	Pct.	W	L	W	L	Pct.	W	L	Fin.
7	Alabama	Southeastern	L	21	9	.700	2	1	23	10	.697	11	7	T3d
7	UAB	Sun Belt	L	24	8	.750	1	1	25	9	.735	11	3	2d
10	Arizona	Pacific-10	L	21	9	.700	0	1	21	10	.677	12	6	T3d
9	Arkansas	Southwest	L	21	12	.636	1	1	22	13	.629	10	6	T2d
11	Auburn	Southeastern	Q	20	11	.645	2	1	22	12	.647	8	10	T7th
11	Boston College	Big East	L	18	10	.643	2	1	20	11	.645	7	9	6th
9	Dayton	Independent	L	19	9	.679	0	1	19	10	.655	—	—	—
10	DePaul	Independent	L	19	9	.679	0	1	19	10	.655	—	—	—
3	Duke	Atlantic Coast	L	22	7	.759	1	1	23	8	.742	8	6	T4th
16	Fairleigh Dickinson	ECAC Metro	Q	21	9	.700	0	1	21	10	.677	10	4	2d
1	Georgetown	Big East	Q	30	2	.938	5	1	35	3	.921	14	2	2d
6	Georgia	Southeastern	L	21	8	.724	1	1	22	9	.710	12	6	2d
2	Georgia Tech	Atlantic Coast	Q	24	7	.774	3	1	27	8	.771	9	5	T1st
3	Illinois	Big Ten	L	24	8	.750	2	1	26	9	.743	12	6	2d
9	Illinois St.	Missouri Valley	L	21	7	.750	1	1	22	8	.733	11	5	T2d
13	Iona	Metro Atlantic	Q	26	4	.867	0	1	26	5	.839	11	3	1st
8	Iowa	Big Ten	L	21	10	.677	0	1	21	11	.656	10	8	T5th
13	Iowa St.	Big Eight	L	21	12	.636	0	1	21	13	.618	7	7	T3d
3	Kansas	Big Eight	L	25	7	.781	1	1	26	8	.765	11	3	1st
12	Kentucky	Southeastern	L	16	12	.571	2	1	18	13	.581	11	7	T3d
16	Lehigh	East Coast	Q	12	18	.400	0	1	12	19	.387	6	8	6th
4	LSU	Southeastern	L	19	9	.679	0	1	19	10	.655	13	5	1st
5	Louisiana Tech	Southland	Q	27	2	.931	2	1	29	3	.906	11	1	1st
4	Loyola (Ill.)	Midwestern	Q	25	5	.833	2	1	27	6	.818	13	1	1st
15	Marshall	Southern	Q	21	12	.636	0	1	21	13	.618	14	2	1st
5	Maryland	Atlantic Coast	L	23	11	.676	2	1	25	12	.676	8	6	T3d
2	Memphis	Metro	Q	27	3	.900	4	1	31	4	.886	13	1	1st
15	Mercer	Trans America	Q	22	8	.733	0	1	22	9	.710	10	4	T2d
12	Miami (Ohio)	Mid-American	L	20	10	.667	0	1	20	11	.645	13	5	2d
1	Michigan	Big Ten	Q	25	3	.893	1	1	26	4	.867	16	2	1st
10	Michigan St.	Big Ten	L	19	9	.679	0	1	19	10	.655	10	8	T5th
15	Middle Tenn.	Ohio Valley	Q	17	13	.567	0	1	17	14	.548	7	7	5th
13	Navy	ECAC South	Q	25	5	.833	1	1	26	6	.813	11	3	T1st
14	Nevada	Big Sky	Q	21	9	.700	0	1	21	10	.677	11	3	1st
4	UNLV	Pacific Coast	Q	27	3	.900	1	1	28	4	.875	17	1	1st
2	North Carolina	Atlantic Coast	L	24	8	.750	3	1	27	9	.750	9	5	T1st
16	N.C. A&T	Mid-Eastern	Q	19	9	.679	0	1	19	10	.655	10	2	1st
3	North Carolina St.	Atlantic Coast	L	20	9	.690	3	1	23	10	.697	9	5	T1st
14	Northeastern	ECAC North Atlantic	Q	22	8	.733	0	1	22	9	.710	13	3	T1st
7	Notre Dame	Independent	L	20	8	.714	1	1	21	9	.700	—	—	—
14	Ohio	Mid-American	Q	22	7	.759	0	1	22	8	.733	14	4	1st
4	Ohio St.	Big Ten	L	19	9	.679	1	1	20	10	.667	11	7	T3d
1	Oklahoma	Big Eight	Q	28	5	.848	3	1	31	6	.838	13	1	1st
12	Old Dominion	Sun Belt	L	19	11	.633	0	1	19	12	.613	9	5	3d
10	Oregon St.	Pacific-10	L	22	8	.733	0	1	22	9	.710	12	6	T3d
15	Penn.	Ivy	Q	13	13	.500	0	1	13	14	.481	10	4	1st
14	Pepperdine	West Coast	Q	23	8	.742	0	1	23	9	.719	11	1	1st
12	Pittsburgh	Big East	L	17	11	.607	0	1	17	12	.586	8	8	5th
6	Purdue	Big Ten	L	20	8	.714	0	1	20	9	.690	11	7	T3d
1	St. John's (N.Y.)	Big East	L	27	3	.900	4	1	31	4	.886	15	1	1st
13	San Diego St.	Western Athletic	Q	23	7	.767	0	1	23	8	.742	11	5	2d
16	Southern U.	Southwestern	Q	19	10	.655	0	1	19	11	.633	9	5	2d
8	Southern California	Pacific-10	L	19	9	.679	0	1	19	10	.655	13	5	T1st
5	Southern Methodist	Southwest	L	22	9	.710	1	1	23	10	.697	10	6	T2d
7	Syracuse	Big East	L	21	8	.724	1	1	22	9	.710	9	7	T3d
8	Temple	Atlantic 10	Q	24	5	.828	1	1	25	6	.806	15	3	2d
11	UTEP	Western Athletic	L	21	9	.700	1	1	22	10	.688	12	4	1st
6	Texas Tech	Southwest	Q	23	7	.767	0	1	23	8	.742	12	4	1st
6	Tulsa	Missouri Valley	L	23	7	.767	0	1	23	8	.742	12	4	1st
8	Villanova	Big East	L	19	10	.655	6	0	25	10	.714	9	7	3d
2	Va. Commonwealth	Sun Belt	Q	25	5	.833	1	1	26	6	.813	12	2	1st
9	Virginia Tech	Metro	L	20	8	.714	0	1	20	9	.690	10	4	2d
5	Washington	Pacific-10	Q	22	9	.710	0	1	22	10	.688	13	5	1st
11	Wichita St.	Missouri Valley	Q	18	12	.600	0	1	18	13	.581	11	5	T2d
1986 Tournament				Pre-Tourney			Tourney		Final			Conf.		
Seed	School	Conference	How	W	L	Pct.	W	L	W	L	Pct.	W	L	Fin.
15	Akron	Ohio Valley	Q	22	7	.759	0	1	22	8	.733	10	4	T1st
5	Alabama	Southeastern	L	22	8	.733	2	1	24	9	.727	13	5	T2d
6	UAB	Sun Belt	L	24	10	.706	1	1	25	11	.694	9	5	T3d

Seed	School	Conference	How	Pre-Tourney			Tourney		Final			Conf.		
				W	L	Pct.	W	L	W	L	Pct.	W	L	Fin.
9	Arizona	Pacific-10	Q	23	8	.742	0	1	23	9	.719	14	4	1st
14	Ark.-Little Rock	Trans America	Q	22	10	.688	1	1	23	11	.676	12	2	1st
8	Auburn	Southeastern	L	19	10	.655	3	1	22	11	.667	13	5	T2d
14	Ball St.	Mid-American	Q	21	9	.700	0	1	21	10	.677	11	7	3d
7	Bradley	Missouri Valley	L	31	2	.939	1	1	32	3	.914	16	0	1st
15	Brown	Ivy	Q	16	10	.615	0	1	16	11	.593	10	4	1st
14	Cleveland St.	Mid-Continent	L	27	3	.900	2	1	29	4	.879	13	1	1st
16	Davidson	Southern	Q	20	10	.667	0	1	20	11	.645	10	6	T2d
12	DePaul	Independent	L	16	12	.571	2	1	18	13	.581	—	—	—
15	Drexel	East Coast	Q	19	11	.633	0	1	19	12	.613	11	3	1st
1	Duke	Atlantic Coast	Q	32	2	.941	5	1	37	3	.925	12	2	1st
13	Fairfield	Metro Atlantic	Q	24	6	.800	0	1	24	7	.774	13	1	1st
4	Georgetown	Big East	L	23	7	.767	1	1	24	8	.750	11	5	3d
2	Georgia Tech	Atlantic Coast	L	25	6	.806	2	1	27	7	.794	11	3	2d
4	Illinois	Big Ten	L	21	9	.700	1	1	22	10	.688	11	7	T4th
3	Indiana	Big Ten	L	21	7	.750	0	1	21	8	.724	13	5	2d
11	Iowa	Big Ten	L	20	11	.645	0	1	20	12	.625	10	8	6th
7	Iowa St.	Big Eight	L	20	10	.667	2	1	22	11	.667	9	5	2d
8	Jacksonville	Sun Belt	Q	21	9	.700	0	1	21	10	.677	9	5	T3d
1	Kansas	Big Eight	Q	31	3	.912	4	1	35	4	.897	13	1	1st
1	Kentucky	Southeastern	Q	29	3	.906	3	1	32	4	.889	17	1	1st
11	LSU	Southeastern	L	22	11	.667	4	1	26	12	.684	9	9	T5th
13	La.-Monroe	Southland	Q	20	9	.690	0	1	20	10	.667	9	3	1st
2	Louisville	Metro	Q	26	7	.788	6	0	32	7	.821	10	2	1st
15	Marist	ECAC Metro	Q	19	11	.633	0	1	19	12	.613	11	5	2d
5	Maryland	Atlantic Coast	L	18	13	.581	1	1	19	14	.576	6	8	6th
3	Memphis	Metro	L	27	5	.844	1	1	28	6	.824	9	3	2d
10	Miami (Ohio)	Mid-American	L	24	6	.800	0	1	24	7	.774	16	2	1st
2	Michigan	Big Ten	Q	27	4	.871	1	1	28	5	.848	14	4	1st
5	Michigan St.	Big Ten	L	21	7	.750	2	1	23	8	.742	12	6	3d
16	Mississippi Val.	Southwestern	Q	20	10	.667	0	1	20	11	.645	10	4	3d
11	Missouri	Big Eight	L	21	13	.618	0	1	21	14	.600	8	6	T3d
16	Montana St.	Big Sky	Q	14	16	.467	0	1	14	17	.452	6	8	T6th
7	Navy	Colonial	Q	27	4	.871	3	1	30	5	.857	13	1	1st
9	Nebraska	Big Eight	L	19	10	.655	0	1	19	11	.633	8	6	T3d
4	UNLV	Pacific Coast	Q	31	4	.886	2	1	33	5	.868	16	2	1st
3	North Carolina	Atlantic Coast	L	26	5	.839	2	1	28	6	.824	10	4	3d
16	N.C. A&T	Mid-Eastern	Q	22	7	.759	0	1	22	8	.733	12	2	1st
6	North Carolina St.	Atlantic Coast	L	18	12	.600	3	1	21	13	.618	7	7	T4th
13	Northeastern	ECAC North Atlantic	Q	26	4	.867	0	1	26	5	.839	16	2	1st
3	Notre Dame	Independent	L	23	5	.821	0	1	23	6	.793	—	—	—
4	Oklahoma	Big Eight	L	25	8	.758	1	1	26	9	.743	8	6	T3d
8	Old Dominion	Sun Belt	L	22	7	.759	1	1	23	8	.742	11	3	1st
12	Pepperdine	West Coast	Q	25	4	.862	0	1	25	5	.833	13	1	1st
6	Purdue	Big Ten	L	22	9	.710	0	1	22	10	.688	11	7	T4th
11	Richmond	Colonial	L	23	6	.793	0	1	23	7	.767	12	2	2d
1	St. John's (N.Y.)	Big East	Q	30	4	.882	1	1	31	5	.861	14	2	T1st
6	St. Joseph's	Atlantic 10	Q	25	5	.833	1	1	26	6	.813	16	2	1st
2	Syracuse	Big East	L	25	5	.833	1	1	26	6	.813	14	2	T1st
9	Temple	Atlantic 10	L	24	5	.828	1	1	25	6	.806	15	3	T2d
10	UTEP	Western Athletic	Q	27	5	.844	0	1	27	6	.818	12	4	T1st
13	Texas Tech	Southwest	Q	17	13	.567	0	1	17	14	.548	9	7	5th
10	Tulsa	Missouri Valley	Q	23	8	.742	0	1	23	9	.719	10	6	T2d
14	Utah	Western Athletic	L	20	9	.690	0	1	20	10	.667	12	4	T1st
10	Villanova	Big East	L	22	13	.629	1	1	23	14	.622	10	6	4th
5	Virginia	Atlantic Coast	L	19	10	.655	0	1	19	11	.633	7	7	T4th
7	Virginia Tech	Metro	L	22	8	.733	0	1	22	9	.710	7	5	3d
12	Washington	Pacific-10	L	19	11	.633	0	1	19	12	.613	13	5	2d
9	West Virginia	Atlantic 10	L	22	10	.688	0	1	22	11	.667	15	3	T2d
8	Western Ky.	Sun Belt	L	22	7	.759	1	1	23	8	.742	10	4	2d
12	Xavier	Midwestern	Q	25	4	.862	0	1	25	5	.833	10	2	1st

1987 Tournament				Pre-Tourney			Tourney		Final			Conf.		
Seed	School	Conference	How	W	L	Pct.	W	L	W	L	Pct.	W	L	Fin.
2	Alabama	Southeastern	Q	26	4	.867	2	1	28	5	.848	16	2	1st
11	UAB	Sun Belt	Q	21	10	.677	0	1	21	11	.656	10	4	3d
10	Arizona	Pacific-10	L	18	11	.621	0	1	18	12	.600	13	5	2d
8	Auburn	Southeastern	L	17	12	.586	1	1	18	13	.581	9	9	5th
14	Austin Peay	Ohio Valley	Q	19	11	.633	1	1	20	12	.625	8	6	T4th
10	Brigham Young	Western Athletic	L	21	10	.677	0	1	21	11	.656	12	4	2d
16	Bucknell	East Coast	Q	22	8	.733	0	1	22	9	.710	11	3	1st
13	Central Mich.	Mid-American	Q	22	7	.759	0	1	22	8	.733	14	2	1st
4	Clemson	Atlantic Coast	L	25	5	.833	0	1	25	6	.806	10	4	2d
3	DePaul	Independent	L	26	2	.929	2	1	28	3	.903	—	—	—
5	Duke	Atlantic Coast	L	22	8	.733	2	1	24	9	.727	9	5	3d
16	Fairfield	Metro Atlantic	Q	15	15	.500	0	1	15	16	.484	5	9	7th
6	Florida	Southeastern	L	21	10	.677	2	1	23	11	.676	12	6	2d
1	Georgetown	Big East	Q	26	4	.867	3	1	29	5	.853	12	4	T1st
8	Georgia	Southeastern	L	18	11	.621	0	1	18	12	.600	10	8	T3d
15	Ga. Southern	Trans America	Q	20	10	.667	0	1	20	11	.645	12	6	4th
7	Georgia Tech	Atlantic Coast	L	16	12	.571	0	1	16	13	.552	7	7	5th
12	Houston	Southwest	L	18	11	.621	0	1	18	12	.600	9	7	T3d
16	Idaho St.	Big Sky	Q	15	15	.500	0	1	15	16	.484	5	9	T5th
3	Illinois	Big Ten	L	23	7	.767	0	1	23	8	.742	13	5	4th
1	Indiana	Big Ten	Q	24	4	.857	6	0	30	4	.882	15	3	T1st
2	Iowa	Big Ten	L	27	4	.871	3	1	30	5	.857	14	4	3d
5	Kansas	Big Eight	L	23	10	.697	2	1	25	11	.694	9	5	T2d
9	Kansas St.	Big Eight	L	19	10	.655	1	1	20	11	.645	8	6	4th
8	Kentucky	Southeastern	L	18	10	.643	0	1	18	11	.621	10	8	T3d
10	LSU	Southeastern	L	21	14	.600	3	1	24	15	.615	8	10	T6th

Seed	School	Conference	How	Pre-Tourney			Tourney			Final			Conf.		
				W	L	Pct.	W	L	Pct.	W	L	Pct.	W	L	Fin.
14	Louisiana Tech	Southland	Q	22	7	.759	0	1	22	8	.733	9	1	1st	
14	Marist	ECAC Metro	Q	20	9	.690	0	1	20	10	.667	15	1	1st	
13	Marshall	Southern	Q	25	5	.833	0	1	25	6	.806	15	1	1st	
9	Michigan	Big Ten	L	19	11	.633	1	1	20	12	.625	10	8	5th	
12	Middle Tenn.	Ohio Valley	L	22	6	.786	0	1	22	7	.759	11	3	1st	
4	Missouri	Big Eight	Q	24	9	.727	0	1	24	10	.706	11	3	1st	
15	Missouri St.	Mid-Continent	L	27	5	.844	1	1	28	6	.824	13	1	1st	
8	Navy	Colonial	Q	26	5	.839	0	1	26	6	.813	13	1	1st	
1	UNLV	Pacific Coast	Q	33	1	.971	4	1	37	2	.949	18	0	1st	
7	New Orleans	Independent	L	25	3	.893	1	1	26	4	.867	—	—	—	
1	North Carolina	Atlantic Coast	L	29	3	.906	3	1	32	4	.889	14	0	1st	
15	N.C. A&T	Mid-Eastern	Q	24	5	.828	0	1	24	6	.800	12	2	2d	
11	North Carolina St.	Atlantic Coast	Q	20	14	.588	0	1	20	15	.571	6	8	6th	
14	Northeastern	ECAC North Atlantic	Q	27	6	.818	0	1	27	7	.794	17	1	1st	
5	Notre Dame	Independent	L	22	7	.759	2	1	24	8	.750	—	—	—	
9	Ohio St.	Big Ten	L	19	12	.613	1	1	20	13	.606	9	9	6th	
6	Oklahoma	Big Eight	L	22	9	.710	2	1	24	10	.706	9	5	T2d	
16	Penn.	Ivy	Q	13	13	.500	0	1	13	14	.481	10	4	1st	
3	Pittsburgh	Big East	L	24	7	.774	1	1	25	8	.758	12	4	T1st	
6	Providence	Big East	L	21	8	.724	4	1	25	9	.735	10	6	T4th	
3	Purdue	Big Ten	L	24	4	.857	1	1	25	5	.833	15	3	T1st	
6	St. John's (N.Y.)	Big East	L	20	8	.714	1	1	21	9	.700	10	6	T4th	
9	San Diego	West Coast	L	24	5	.828	0	1	24	6	.800	13	1	1st	
15	Santa Clara	West Coast	Q	18	13	.581	0	1	18	14	.563	6	8	T4th	
15	Southern U.	Southwestern	Q	19	11	.633	0	1	19	12	.613	9	5	T2d	
2	Syracuse	Big East	L	26	6	.813	5	1	31	7	.816	12	4	T1st	
2	Temple	Atlantic 10	Q	31	3	.912	1	1	32	4	.889	17	1	1st	
7	UTEP	Western Athletic	L	24	6	.800	1	1	25	7	.781	13	3	1st	
12	Texas A&M	Southwest	L	17	13	.567	0	1	17	14	.548	6	10	8th	
4	TCU	Southwest	L	23	6	.793	1	1	24	7	.774	14	2	1st	
11	Tulsa	Missouri Valley	L	22	7	.759	0	1	22	8	.733	11	3	1st	
4	UCLA	Pacific-10	Q	24	6	.800	1	1	25	7	.781	12	6	T2d	
5	Virginia	Atlantic Coast	L	21	9	.700	0	1	21	10	.677	8	6	4th	
7	West Virginia	Atlantic 10	L	23	7	.767	0	1	23	8	.742	15	3	2d	
10	Western Ky.	Sun Belt	L	28	8	.778	1	1	29	9	.763	12	2	1st	
11	Wichita St.	Missouri Valley	Q	22	10	.688	0	1	22	11	.667	9	5	3d	
12	Wyoming	Western Athletic	Q	22	9	.710	2	1	24	10	.706	11	5	T3d	
13	Xavier	Midwestern	Q	18	12	.600	1	1	19	13	.594	7	5	T3d	
1988 Tournament															
Seed	School	Conference	How	Pre-Tourney			Tourney			Final			Conf.		
				W	L	Pct.	W	L	Pct.	W	L	Pct.	W	L	Fin.
1	Arizona	Pacific-10	Q	31	2	.939	4	1	35	3	.921	17	1	1st	
11	Arkansas	Southwest	L	21	8	.724	0	1	21	9	.700	11	5	T2d	
8	Auburn	Southeastern	L	18	10	.643	1	1	19	11	.633	11	7	T2d	
8	Baylor	Southwest	L	23	10	.697	0	1	23	11	.676	11	5	T2d	
14	Boise St.	Big Sky	Q	24	5	.828	0	1	24	6	.800	13	3	1st	
15	Boston U.	ECAC North Atlantic	Q	23	7	.767	0	1	23	8	.742	14	4	2d	
9	Bradley	Missouri Valley	Q	26	4	.867	0	1	26	5	.839	12	2	1st	
4	Brigham Young	Western Athletic	L	25	5	.833	1	1	26	6	.813	13	3	1st	
10	UC Santa Barb.	Pacific Coast	L	22	7	.759	0	1	22	8	.733	13	5	T2d	
13	Charlotte	Sun Belt	Q	22	8	.733	0	1	22	9	.710	11	3	1st	
16	Chattanooga	Southern	Q	20	12	.625	0	1	20	13	.606	8	8	T5th	
16	Cornell	Ivy	Q	17	9	.654	0	1	17	10	.630	11	3	1st	
5	DePaul	Independent	L	21	7	.750	1	1	22	8	.733	—	—	—	
2	Duke	Atlantic Coast	Q	24	6	.800	4	1	28	7	.800	9	5	3d	
15	Eastern Mich.	Mid-American	Q	22	7	.759	0	1	22	8	.733	14	2	1st	
16	Fairleigh Dickinson	ECAC Metro	Q	23	6	.793	0	1	23	7	.767	13	3	T1st	
6	Florida	Southeastern	L	22	11	.667	1	1	23	12	.657	11	7	2d	
12	Florida St.	Metro	L	19	10	.655	0	1	19	11	.633	7	5	2d	
8	Georgetown	Big East	L	19	9	.679	1	1	20	10	.667	9	7	T3d	
5	Georgia Tech	Atlantic Coast	L	21	9	.700	1	1	22	10	.688	8	6	4th	
3	Illinois	Big Ten	L	22	9	.710	1	1	23	10	.697	12	6	T3d	
4	Indiana	Big Ten	L	19	9	.679	0	1	19	10	.655	11	7	5th	
5	Iowa	Big Ten	L	22	9	.710	2	1	24	10	.706	12	6	T3d	
12	Iowa St.	Big Eight	L	20	11	.645	0	1	20	12	.625	6	8	5th	
6	Kansas	Big Eight	L	21	11	.656	6	0	27	11	.711	9	5	3d	
4	Kansas St.	Big Eight	L	22	8	.733	3	1	25	9	.735	11	3	2d	
2	Kentucky	Southeastern	Q	25	5	.833	2	1	27	6	.818	13	5	1st	
13	La Salle	Metro Atlantic	Q	24	9	.727	0	1	24	10	.706	14	0	1st	
16	Lehigh	East Coast	Q	21	9	.700	0	1	21	10	.677	8	6	4th	
9	LSU	Southeastern	L	16	13	.552	0	1	16	14	.533	10	8	T4th	
5	Louisville	Metro	Q	22	10	.688	2	1	24	11	.686	9	3	1st	
10	Loyola Marymount	West Coast	Q	27	3	.900	1	1	28	4	.875	14	0	1st	
7	Maryland	Atlantic Coast	L	17	12	.586	1	1	18	13	.581	6	8	5th	
9	Memphis	Metro	L	19	11	.633	1	1	20	12	.625	6	6	T3d	
3	Michigan	Big Ten	L	24	7	.774	2	1	26	8	.765	13	5	2d	
6	Missouri	Big Eight	L	19	10	.655	0	1	19	11	.633	10	4	2d	
13	Missouri St.	Mid-Continent	Q	22	6	.786	0	1	22	7	.759	12	2	1st	
14	Murray St.	Ohio Valley	Q	21	8	.724	1	1	22	9	.710	13	1	1st	
4	UNLV	Pacific Coast	L	27	5	.844	1	1	28	6	.824	15	3	1st	
2	North Carolina	Atlantic Coast	L	24	6	.800	3	1	27	7	.794	11	3	1st	
14	N.C. A&T	Mid-Eastern	Q	26	2	.929	0	1	26	3	.897	16	0	1st	
3	North Carolina St.	Atlantic Coast	L	24	7	.774	0	1	24	8	.750	10	4	2d	
15	North Texas	Southland	L	17	12	.586	0	1	17	13	.567	12	2	1st	
10	Notre Dame	Independent	L	20	8	.714	0	1	20	9	.690	—	—	—	
1	Oklahoma	Big Eight	Q	30	3	.909	5	1	35	4	.897	12	2	1st	
12	Oregon St.	Pacific-10	L	20	10	.667	0	1	20	11	.645	12	6	T2d	
2	Pittsburgh	Big East	L	23	6	.793	1	1	24	7	.774	12	4	1st	
1	Purdue	Big Ten	Q	27	3	.900	2	1	29	4	.879	16	2	1st	
11	Rhode Island	Atlantic 10	L	26	6	.813	2	1	28	7	.800	14	4	2d	
13	Richmond	Colonial	Q	24	6	.800	2	1	26	7	.788	11	3	1st	

THE TOURNAMENT FIELD

Seed	School	Conference	How	Pre-Tourney			Tourney		Final			Conf.		
				W	L	Pct.	W	L	W	L	Pct.	W	L	Fin.
11	St. John's (N.Y.)	Big East	L	17	11	.607	0	1	17	12	.586	8	8	T5th
8	Seton Hall	Big East	L	21	12	.636	1	1	22	13	.629	8	8	T5th
15	Southern U.	Southwestern	Q	24	6	.800	0	1	24	7	.774	12	2	1st
7	Southern Methodist	Southwest	Q	27	6	.818	1	1	28	7	.800	12	4	1st
3	Syracuse	Big East	Q	25	8	.758	1	1	26	9	.743	11	5	2d
1	Temple	Atlantic 10	Q	29	1	.967	3	1	32	2	.941	18	0	1st
9	UTEP	Western Athletic	L	23	9	.719	0	1	23	10	.697	10	6	4th
14	Texas-San Antonio	Trans America	Q	22	8	.733	0	1	22	9	.710	13	5	3d
10	Utah St.	Pacific Coast	Q	21	9	.700	0	1	21	10	.677	13	5	T2d
7	Vanderbilt	Southeastern	L	18	10	.643	2	1	20	11	.645	10	8	T4th
6	Villanova	Big East	L	21	12	.636	3	1	24	13	.649	9	7	T3d
12	Wichita St.	Missouri Valley	L	20	9	.690	0	1	20	10	.667	11	3	2d
7	Wyoming	Western Athletic	Q	26	5	.839	0	1	26	6	.813	11	5	T2d
11	Xavier	Midwestern	Q	26	3	.897	0	1	26	4	.867	9	1	1st

Seed	School	Conference	How	Pre-Tourney			Tourney		Final			Conf.		
				W	L	Pct.	W	L	W	L	Pct.	W	L	Fin.
6	Alabama	Southeastern	Q	23	7	.767	0	1	23	8	.742	12	6	T2d
1	Arizona	Pacific-10	Q	27	3	.900	2	1	29	4	.879	17	1	1st
5	Arkansas	Southwest	Q	24	6	.800	1	1	25	7	.781	13	3	1st
13	Ark.-Little Rock	Trans America	Q	23	7	.767	0	1	23	8	.742	14	4	2d
9	Ball St.	Mid-American	Q	28	2	.933	1	1	29	3	.906	14	2	1st
15	Bucknell	East Coast	Q	23	7	.767	0	1	23	8	.742	11	3	1st
9	Clemson	Atlantic Coast	L	18	10	.643	1	1	19	11	.633	7	7	6th
10	Colorado St.	Western Athletic	L	22	9	.710	1	1	23	10	.697	12	4	1st
14	Creighton	Missouri Valley	Q	20	10	.667	0	1	20	11	.645	11	3	1st
12	DePaul	Independent	L	20	11	.645	1	1	21	12	.636	—	—	—
2	Duke	Atlantic Coast	L	24	7	.774	4	1	28	8	.778	9	5	T2d
16	East Tenn. St.	Southern	Q	20	10	.667	0	1	20	11	.645	7	7	T4th
11	Evansville	Midwestern	L	24	5	.828	1	1	25	6	.806	10	2	1st
7	Florida	Southeastern	L	21	12	.636	0	1	21	13	.618	13	5	1st
4	Florida St.	Metro	L	22	7	.759	0	1	22	8	.733	9	3	1st
15	George Mason	Colonial	Q	20	10	.667	0	1	20	11	.645	10	4	2d
1	Georgetown	Big East	Q	26	4	.867	3	1	29	5	.853	13	3	1st
6	Georgia Tech	Atlantic Coast	L	20	11	.645	0	1	20	12	.625	8	6	5th
13	Idaho	Big Sky	Q	25	5	.833	0	1	25	6	.806	13	3	T1st
1	Illinois	Big Ten	L	27	4	.871	4	1	31	5	.861	14	4	2d
2	Indiana	Big Ten	Q	25	7	.781	2	1	27	8	.771	15	3	1st
4	Iowa	Big Ten	L	22	9	.710	1	1	23	10	.697	10	8	4th
10	Iowa St.	Big Eight	L	17	11	.607	0	1	17	12	.586	7	7	T4th
6	Kansas St.	Big Eight	L	19	10	.655	0	1	19	11	.633	8	6	3d
8	La Salle	Metro Atlantic	Q	26	5	.839	0	1	26	6	.813	13	1	1st
10	LSU	Southeastern	L	20	11	.645	0	1	20	12	.625	11	7	T4th
9	Louisiana Tech	American South	L	22	8	.733	1	1	23	9	.719	6	4	T2d
4	Louisville	Metro	Q	22	8	.733	2	1	24	9	.727	8	4	T2d
12	Loyola Marymount	West Coast	Q	20	10	.667	0	1	20	11	.645	10	4	T2d
16	McNeese St.	Southland	Q	16	13	.552	0	1	16	14	.533	9	5	T2d
5	Memphis	Metro	L	21	10	.677	0	1	21	11	.656	8	4	T2d
3	Michigan	Big Ten	L	24	7	.774	6	0	30	7	.811	12	6	3d
13	Middle Tenn.	Ohio Valley	Q	22	7	.759	1	1	23	8	.742	10	2	T1st
11	Minnesota	Big Ten	L	17	11	.607	2	1	19	12	.613	9	9	5th
3	Missouri	Big Eight	Q	27	7	.794	2	1	29	8	.784	12	2	1st
14	Missouri St.	Mid-Continent	Q	21	9	.700	0	1	21	10	.677	10	2	1st
4	UNLV	Big West	Q	26	7	.788	3	1	29	8	.784	16	2	1st
2	North Carolina	Atlantic Coast	Q	27	7	.794	2	1	29	8	.784	9	5	T2d
5	North Carolina St.	Atlantic Coast	L	20	8	.714	2	1	22	9	.710	10	4	1st
9	Notre Dame	Independent	L	20	8	.714	1	1	21	9	.700	—	—	—
1	Oklahoma	Big Eight	L	28	5	.848	2	1	30	6	.833	12	2	1st
6	Oregon St.	Pacific-10	L	22	7	.759	0	1	22	8	.733	13	5	T3d
8	Pittsburgh	Big East	L	17	12	.586	0	1	17	13	.567	9	7	4th
16	Princeton	Ivy	Q	19	7	.731	0	1	19	8	.704	11	3	1st
12	Providence	Big East	L	18	10	.643	0	1	18	11	.621	7	9	T5th
16	Robert Morris	Northeast	Q	21	8	.724	0	1	21	9	.700	12	4	1st
13	Rutgers	Atlantic 10	Q	18	12	.600	0	1	18	13	.581	13	5	3d
8	St. Mary's (Cal.)	West Coast	L	25	4	.862	0	1	25	5	.833	12	2	1st
3	Seton Hall	Big East	L	26	6	.813	5	1	31	7	.816	11	5	2d
14	Siena	ECAC North Atlantic	Q	24	4	.857	1	1	25	5	.833	16	1	1st
11	South Ala.	Sun Belt	Q	22	8	.733	1	1	23	9	.719	11	3	1st
12	South Carolina	Metro	L	19	10	.655	0	1	19	11	.633	8	4	T2d
15	South Carolina St.	Mid-Eastern	Q	25	7	.781	0	1	25	8	.758	14	2	1st
15	Southern U.	Southwestern	Q	20	10	.667	0	1	20	11	.645	10	4	T1st
3	Stanford	Pacific-10	L	26	6	.813	0	1	26	7	.788	15	3	2d
2	Syracuse	Big East	L	27	7	.794	3	1	30	8	.789	10	6	3d
10	Tennessee	Southeastern	L	19	10	.655	0	1	19	11	.633	11	7	T4th
11	Texas	Southwest	L	24	8	.750	1	1	25	9	.735	12	4	2d
7	UTEP	Western Athletic	Q	25	6	.806	1	1	26	7	.788	11	5	T2d
7	UCLA	Pacific-10	L	20	9	.690	1	1	21	10	.677	13	5	T3d
8	Vanderbilt	Southeastern	L	19	13	.594	0	1	19	14	.576	12	6	T2d
5	Virginia	Atlantic Coast	L	19	10	.655	3	1	22	11	.667	9	5	T2d
7	West Virginia	Atlantic 10	L	25	4	.862	1	1	26	5	.839	17	1	1st
14	Xavier	Midwestern	Q	21	11	.656	0	1	21	12	.636	7	5	3d

Seed	School	Conference	How	Pre-Tourney			Tourney		Final			Conf.		
				W	L	Pct.	W	L	W	L	Pct.	W	L	Fin.
7	Alabama	Southeastern	Q	24	8	.750	2	1	26	9	.743	12	6	T2d
10	UAB	Sun Belt	L	22	8	.733	0	1	22	9	.710	12	2	1st
2	Arizona	Pacific-10	L	24	6	.800	1	1	25	7	.781	15	3	T1st
4	Arkansas	Southwest	Q	26	4	.867	4	1	30	5	.857	14	2	1st
16	Ark.-Little Rock	Trans America	Q	20	9	.690	0	1	20	10	.667	12	4	3d
12	Ball St.	Mid-American	Q	24	6	.800	2	1	26	7	.788	13	3	1st

Seed	School	Conference	How	Pre-Tourney			Tourney		Final			Conf.		
				W	L	Pct.	W	L	W	L	Pct.	W	L	Fin.
16	Boston U.	North Atlantic	Q	18	11	.621	0	1	18	12	.600	9	3	T1st
12	Brigham Young	Western Athletic	L	21	8	.724	0	1	21	9	.700	11	5	T1st
9	California	Pacific-10	L	21	9	.700	1	1	22	10	.688	12	6	3d
9	UC Santa Barb.	Big West	L	20	8	.714	1	1	21	9	.700	13	5	3d
5	Clemson	Atlantic Coast	L	24	8	.750	2	1	26	9	.743	10	4	1st
10	Colorado St.	Western Athletic	L	21	8	.724	0	1	21	9	.700	11	5	T1st
1	Connecticut	Big East	Q	28	5	.848	3	1	31	6	.838	12	4	T1st
15	Coppin St.	Mid-Eastern	Q	26	6	.813	0	1	26	7	.788	15	1	1st
12	Dayton	Midwestern	Q	21	9	.700	1	1	22	10	.688	10	4	2d
3	Duke	Atlantic Coast	L	24	8	.750	5	1	29	9	.763	9	5	2d
13	East Tenn. St.	Southern	Q	27	6	.818	0	1	27	7	.794	12	2	1st
3	Georgetown	Big East	L	23	6	.793	1	1	24	7	.774	11	5	3d
7	Georgia	Southeastern	L	20	8	.714	0	1	20	9	.690	13	5	1st
4	Georgia Tech	Atlantic Coast	Q	24	6	.800	4	1	28	7	.800	8	6	T3d
8	Houston	Southwest	L	25	7	.781	0	1	25	8	.758	13	3	2d
13	Idaho	Big Sky	Q	25	5	.833	0	1	25	6	.806	13	3	1st
5	Illinois	Big Ten	L	21	7	.750	0	1	21	8	.724	11	7	T4th
14	Illinois St.	Missouri Valley	Q	18	12	.600	0	1	18	13	.581	9	5	T2d
8	Indiana	Big Ten	L	18	10	.643	0	1	18	11	.621	8	10	7th
2	Kansas	Big Eight	L	29	4	.879	1	1	30	5	.857	11	3	T2d
11	Kansas St.	Big Eight	L	17	14	.548	0	1	17	15	.531	7	7	4th
4	La Salle	Metro Atlantic (S)	Q	29	1	.967	1	1	30	2	.938	16	0	1st
5	LSU	Southeastern	L	22	8	.733	1	1	23	9	.719	12	6	T2d
15	La.-Monroe	Southland	Q	22	7	.759	0	1	22	8	.733	13	1	1st
4	Louisville	Metro	Q	26	7	.788	1	1	27	8	.771	12	2	1st
11	Loyola Marymount	West Coast	Q	23	5	.821	3	1	26	6	.813	13	1	1st
3	Michigan	Big Ten	L	22	7	.759	1	1	23	8	.742	12	6	3d
1	Michigan St.	Big Ten	Q	26	5	.839	2	1	28	6	.824	15	3	1st
6	Minnesota	Big Ten	L	20	8	.714	3	1	23	9	.719	11	7	T4th
3	Missouri	Big Eight	L	26	5	.839	0	1	26	6	.813	12	2	1st
9	Missouri St.	Mid-Continent	L	22	6	.786	0	1	22	7	.759	11	1	1st
16	Murray St.	Ohio Valley	Q	21	8	.724	0	1	21	9	.700	10	2	1st
1	UNLV	Big West	Q	29	5	.853	6	0	35	5	.875	16	2	T1st
6	New Mexico St.	Big West	Q	26	4	.867	0	1	26	5	.839	16	2	T1st
8	North Carolina	Atlantic Coast	L	19	12	.613	2	1	21	13	.618	8	6	T3d
14	UNI	Mid-Continent	Q	22	8	.733	1	1	23	9	.719	6	6	T3d
10	Notre Dame	Independent	L	16	12	.571	0	1	16	13	.552	—	—	—
8	Ohio St.	Big Ten	L	16	12	.571	1	1	17	13	.567	10	8	6th
1	Oklahoma	Big Eight	Q	26	4	.867	1	1	27	5	.844	11	3	T2d
5	Oregon St.	Pacific-10	L	22	6	.786	0	1	22	7	.759	15	3	T1st
13	Princeton	Ivy	Q	20	6	.769	0	1	20	7	.741	11	3	1st
9	Providence	Big East	L	17	11	.607	0	1	17	12	.586	8	8	T5th
2	Purdue	Big Ten	L	21	7	.750	1	1	22	8	.733	13	5	2d
14	Richmond	Colonial	Q	22	9	.710	0	1	22	10	.688	10	4	T2d
15	Robert Morris	Northeast	Q	22	7	.759	0	1	22	8	.733	12	4	1st
6	St. John's (N.Y.)	Big East	L	23	9	.719	1	1	24	10	.706	10	6	4th
15	South Fla.	Sun Belt	Q	20	10	.667	0	1	20	11	.645	9	5	2d
13	Southern Miss.	Metro	L	20	11	.645	0	1	20	12	.625	9	5	T2d
2	Syracuse	Big East	L	24	6	.800	2	1	26	7	.788	12	4	T1st
11	Temple	Atlantic 10	Q	20	10	.667	0	1	20	11	.645	15	3	1st
10	Texas	Southwest	L	21	8	.724	3	1	24	9	.727	12	4	3d
11	UTEP	Western Athletic	Q	21	10	.677	0	1	21	11	.656	10	6	T3d
14	Texas Southern	Southwestern	Q	19	11	.633	0	1	19	12	.613	10	4	2d
16	Towson	East Coast	Q	18	12	.600	0	1	18	13	.581	8	6	T1st
7	UCLA	Pacific-10	Q	20	10	.667	2	1	22	11	.667	11	7	4th
12	Villanova	Big East	L	18	14	.563	0	1	18	15	.545	8	8	T5th
7	Virginia	Atlantic Coast	L	19	11	.633	1	1	20	12	.625	6	8	T5th
6	Xavier	Midwestern	L	26	4	.867	2	1	28	5	.848	12	2	1st

1991 Tournament				Pre-Tourney			Tourney		Final			Conf.		
Seed	School	Conference	How	W	L	Pct.	W	L	W	L	Pct.	W	L	Fin.
4	Alabama	Southeastern	Q	21	9	.700	2	1	23	10	.697	12	6	3d
2	Arizona	Pacific-10	Q	26	6	.813	2	1	28	7	.800	14	4	1st
8	Arizona St.	Pacific-10	L	19	9	.679	1	1	20	10	.667	10	8	T3d
1	Arkansas	Southwest	Q	31	3	.912	3	1	34	4	.895	15	1	1st
10	Brigham Young	Western Athletic	Q	20	12	.625	1	1	21	13	.618	11	5	2d
15	Coastal Caro.	Big South	Q	24	7	.774	0	1	24	8	.750	13	1	1st
11	Connecticut	Big East	L	18	10	.643	2	1	20	11	.645	9	7	T3d
11	Creighton	Missouri Valley	Q	23	7	.767	1	1	24	8	.750	12	4	1st
9	DePaul	Independent	L	20	8	.714	0	1	20	9	.690	—	—	—
2	Duke	Atlantic Coast	L	26	7	.788	6	0	32	7	.821	11	3	1st
10	East Tenn. St.	Southern	Q	28	4	.875	0	1	28	5	.848	11	3	T1st
12	Eastern Mich.	Mid-American	Q	24	6	.800	2	1	26	7	.788	13	3	1st
7	Florida St.	Metro	Q	20	10	.667	1	1	21	11	.656	9	5	2d
8	Georgetown	Big East	L	18	12	.600	1	1	19	13	.594	8	8	6th
11	Georgia	Southeastern	L	17	12	.586	0	1	17	13	.567	9	9	5th
16	Georgia St.	Trans America	Q	16	14	.533	0	1	16	15	.516	7	7	5th
8	Georgia Tech	Atlantic Coast	L	16	12	.571	1	1	17	13	.567	6	8	T5th
2	Indiana	Big Ten	L	27	4	.871	2	1	29	5	.853	15	3	T1st
7	Iowa	Big Ten	L	20	10	.667	1	1	21	11	.656	9	9	T5th
3	Kansas	Big Eight	L	22	7	.759	5	1	27	8	.771	10	4	T1st
6	LSU	Southeastern	L	20	9	.690	0	1	20	10	.667	13	5	T1st
15	La.-Monroe	Southland	Q	25	7	.781	0	1	25	8	.758	13	1	1st
12	Louisiana Tech	American South	Q	21	9	.700	0	1	21	10	.677	8	4	3d
5	Michigan St.	Big Ten	L	18	10	.643	1	1	19	11	.633	11	7	T3d
5	Mississippi St.	Southeastern	L	20	8	.714	0	1	20	9	.690	13	5	T1st
16	Montana	Big Sky	Q	23	7	.767	0	1	23	8	.742	13	3	1st
13	Murray St.	Ohio Valley	Q	24	8	.750	0	1	24	9	.727	10	2	1st
3	Nebraska	Big Eight	L	26	7	.788	0	1	26	8	.765	9	5	3d
1	UNLV	Big West	Q	30	0	1.000	4	1	34	1	.971	18	0	1st
14	New Mexico	Western Athletic	L	20	9	.690	0	1	20	10	.667	10	6	3d

Seed	School	Conference	How	Pre-Tourney			Tourney		Final			Conf.		
				W	L	Pct.	W	L	W	L	Pct.	W	L	Fin.
6	New Mexico St.	Big West	L	23	5	.821	0	1	23	6	.793	15	3	2d
14	New Orleans	American South	L	23	7	.767	0	1	23	8	.742	9	3	T1st
1	North Carolina	Atlantic Coast	Q	25	5	.833	4	1	29	6	.829	10	4	2d
6	North Carolina St.	Atlantic Coast	L	19	10	.655	1	1	20	11	.645	8	6	T3d
16	Northeastern	North Atlantic	Q	22	10	.688	0	1	22	11	.667	8	2	1st
13	Northern Ill.	Mid-Continent	L	25	5	.833	0	1	25	6	.806	14	2	1st
1	Ohio St.	Big Ten	Q	25	3	.893	2	1	27	4	.871	15	3	T1st
3	Oklahoma St.	Big Eight	L	22	7	.759	2	1	24	8	.750	10	4	T1st
13	Penn St.	Atlantic 10	Q	20	10	.667	1	1	21	11	.656	10	8	T3d
14	Pepperdine	West Coast	Q	22	8	.733	0	1	22	9	.710	13	1	1st
6	Pittsburgh	Big East	L	20	11	.645	1	1	21	12	.636	9	7	T3d
8	Princeton	Ivy	Q	24	2	.923	0	1	24	3	.889	14	0	1st
7	Purdue	Big Ten	L	17	11	.607	0	1	17	12	.586	9	9	T5th
15	Richmond	Colonial	Q	21	9	.700	1	1	22	10	.688	10	4	2d
9	Rutgers	Atlantic 10	L	19	9	.679	0	1	19	10	.655	14	4	1st
15	St. Francis (Pa.)	Northeast	Q	24	7	.774	0	1	24	8	.750	13	3	T1st
4	St. John's (N.Y.)	Big East	L	20	8	.714	3	1	23	9	.719	10	6	2d
12	St. Peter's	Metro Atlantic	Q	24	6	.800	0	1	24	7	.774	11	5	T2d
3	Seton Hall	Big East	Q	22	8	.733	3	1	25	9	.735	9	7	T3d
13	South Ala.	Sun Belt	Q	22	8	.733	0	1	22	9	.710	11	3	1st
10	Southern California	Pacific-10	L	19	9	.679	0	1	19	10	.655	10	8	T3d
11	Southern Miss.	Metro	L	21	7	.750	0	1	21	8	.724	10	4	1st
2	Syracuse	Big East	L	26	5	.839	0	1	26	6	.813	12	4	1st
10	Temple	Atlantic 10	L	21	9	.700	3	1	24	10	.706	13	5	2d
5	Texas	Southwest	L	22	8	.733	1	1	23	9	.719	13	3	2d
16	Towson	East Coast	Q	19	10	.655	0	1	19	11	.633	10	2	1st
4	UCLA	Pacific-10	L	23	8	.742	0	1	23	9	.719	11	7	2d
4	Utah	Western Athletic	L	28	3	.903	2	1	30	4	.882	15	1	1st
9	Vanderbilt	Southeastern	L	17	12	.586	0	1	17	13	.567	11	7	4th
9	Villanova	Big East	L	16	14	.533	1	1	17	15	.531	7	9	T7th
7	Virginia	Atlantic Coast	L	21	11	.656	0	1	21	12	.636	6	8	T5th
5	Wake Forest	Atlantic Coast	L	18	10	.643	1	1	19	11	.633	8	6	T3d
12	Wis.-Green Bay	Mid-Continent	Q	24	6	.800	0	1	24	7	.774	13	3	2d
14	Xavier	Midwestern	Q	21	9	.700	1	1	22	10	.688	11	3	1st

1992 Tournament				Pre-Tourney			Tourney		Final			Conf.		
Seed	School	Conference	How	W	L	Pct.	W	L	W	L	Pct.	W	L	Fin.
5	Alabama	Southeastern (W)	L	25	8	.758	1	1	26	9	.743	10	6	3d
3	Arizona	Pacific-10	L	24	6	.800	0	1	24	7	.774	13	5	3d
3	Arkansas	Southeastern (W)	L	25	7	.781	1	1	26	8	.765	13	3	1st
10	Brigham Young	Western Athletic	Q	25	6	.806	0	1	25	7	.781	12	4	T1st
16	Campbell	Big South	Q	19	11	.633	0	1	19	12	.613	7	7	T3d
7	Charlotte	Metro	L	23	8	.742	0	1	23	9	.719	7	5	T2d
4	Cincinnati	Great Midwest	L	25	4	.862	4	1	29	5	.853	8	2	T1st
9	Connecticut	Big East	L	19	9	.679	1	1	20	10	.667	10	8	T5th
13	Delaware	North Atlantic	Q	27	3	.900	0	1	27	4	.871	14	0	1st
5	DePaul	Great Midwest	L	20	8	.714	0	1	20	9	.690	8	2	T1st
1	Duke	Atlantic Coast	Q	28	2	.933	6	0	34	2	.944	14	2	1st
14	East Tenn. St.	Southern	Q	23	6	.793	1	1	24	7	.774	12	2	T1st
15	Eastern Ill.	Mid-Continent	Q	17	13	.567	0	1	17	14	.548	9	7	T4th
8	Evansville	Midwestern	Q	24	5	.828	0	1	24	6	.800	8	2	1st
3	Florida St.	Atlantic Coast	L	20	9	.690	2	1	22	10	.688	11	5	2d
14	Fordham	Patriot	Q	18	12	.600	0	1	18	13	.581	11	3	T1st
6	Georgetown	Big East	L	21	9	.700	1	1	22	10	.688	12	6	T1st
15	Ga. Southern	Trans America	Q	25	5	.833	0	1	25	6	.806	13	1	1st
7	Georgia Tech	Atlantic Coast	L	21	11	.656	2	1	23	12	.657	8	8	T3d
10	Houston	Southwest	Q	25	5	.833	0	1	25	6	.806	11	3	T1st
16	Howard	Mid-Eastern	Q	17	13	.567	0	1	17	14	.548	12	4	T1st
2	Indiana	Big Ten	L	23	6	.793	4	1	27	7	.794	14	4	2d
9	Iowa	Big Ten	L	18	10	.643	1	1	19	11	.633	10	8	5th
10	Iowa St.	Big Eight	L	20	12	.625	1	1	21	13	.618	5	9	T6th
1	Kansas	Big Eight	Q	26	4	.867	1	1	27	5	.844	11	3	1st
2	Kentucky	Southeastern (E)	Q	26	6	.813	3	1	29	7	.806	12	4	1st
13	La Salle	Metro Atlantic	Q	20	10	.667	0	1	20	11	.645	12	4	2d
7	LSU	Southeastern (W)	L	20	9	.690	1	1	21	10	.677	12	4	2d
13	La.-Lafayette	Sun Belt	Q	20	10	.667	1	1	21	11	.656	12	4	2d
15	La.-Monroe	Southland	Q	19	9	.679	0	1	19	10	.655	12	6	T2d
8	Louisville	Metro	L	18	10	.643	1	1	19	11	.633	7	5	T2d
3	Massachusetts	Atlantic 10	Q	28	4	.875	2	1	30	5	.857	13	3	1st
6	Memphis	Great Midwest	L	20	10	.667	3	1	23	11	.676	5	5	T3d
13	Miami (Ohio)	Mid-American	Q	23	7	.767	0	1	23	8	.742	13	3	1st
6	Michigan	Big Ten	L	20	8	.714	5	1	25	9	.735	11	7	T3d
5	Michigan St.	Big Ten	L	21	7	.750	1	1	22	8	.733	11	7	T3d
16	Mississippi Val.	Southwestern	Q	16	13	.552	0	1	16	14	.533	11	3	T1st
5	Missouri	Big Eight	L	20	8	.714	1	1	21	9	.700	8	6	T2d
12	Missouri St.	Missouri Valley	Q	23	7	.767	0	1	23	8	.742	13	5	3d
14	Montana	Big Sky	Q	27	3	.900	0	1	27	4	.871	14	2	1st
14	Murray St.	Ohio Valley	Q	17	12	.586	0	1	17	13	.567	11	3	1st
8	Nebraska	Big Eight	L	19	9	.679	0	1	19	10	.655	7	7	5th
12	New Mexico St.	Big West	Q	23	7	.767	2	1	25	8	.758	12	6	3d
4	North Carolina	Atlantic Coast	L	21	9	.700	2	1	23	10	.697	9	7	3d
1	Ohio St.	Big Ten	Q	23	5	.821	3	1	26	6	.813	15	3	1st
4	Oklahoma	Big Eight	L	21	8	.724	0	1	21	9	.700	8	6	T2d
2	Oklahoma St.	Big Eight	L	26	7	.788	2	1	28	8	.778	8	6	T2d
15	Old Dominion	Colonial	Q	15	14	.517	0	1	15	15	.500	8	6	T3d
11	Pepperdine	West Coast	Q	24	6	.800	0	1	24	7	.774	14	0	1st
11	Princeton	Ivy	Q	22	5	.815	0	1	22	6	.786	12	2	1st
16	Robert Morris	Northeast	Q	19	11	.633	0	1	19	12	.613	12	4	1st
7	St. John's (N.Y.)	Big East	L	19	10	.655	0	1	19	11	.633	12	6	T1st
4	Seton Hall	Big East	L	21	8	.724	2	1	23	9	.719	12	6	T1st

Seed	School	Conference	How	Pre-Tourney			Tourney		Final			Conf.		
				W	L	Pct.	W	L	W	L	Pct.	W	L	Fin.
11	South Fla.	Metro	L	19	9	.679	0	1	19	10	.655	7	5	T2d
2	Southern California	Pacific-10	L	23	5	.821	1	1	24	6	.800	15	3	2d
12	Stanford	Pacific-10	L	18	10	.643	0	1	18	11	.621	10	8	4th
6	Syracuse	Big East	Q	21	9	.700	1	1	22	10	.688	10	8	T5th
11	Temple	Atlantic 10	L	17	12	.586	0	1	17	13	.567	11	5	2d
8	Texas	Southwest	L	23	11	.676	0	1	23	12	.657	11	3	T1st
9	UTEP	Western Athletic	L	25	6	.806	2	1	27	7	.794	12	4	T1st
10	Tulane	Metro	L	21	8	.724	1	1	22	9	.710	8	4	1st
1	UCLA	Pacific-10	Q	25	4	.862	3	1	28	5	.848	16	2	1st
9	Wake Forest	Atlantic Coast	L	17	11	.607	0	1	17	12	.586	7	9	5th
12	West Virginia	Atlantic 10	L	20	11	.645	0	1	20	12	.625	10	6	3d

Seed	School	Conference	How	Pre-Tourney			Tourney		Final			Conf.		
				W	L	Pct.	W	L	W	L	Pct.	W	L	Fin.
2	Arizona	Pacific-10	Q	24	3	.889	0	1	24	4	.857	17	1	1st
4	Arkansas	Southeastern (W)	L	20	8	.714	2	1	22	9	.710	10	6	1st
15	Ball St.	Mid-American	Q	26	7	.788	0	1	26	8	.765	14	4	T1st
14	Boise St.	Big Sky	Q	21	7	.750	0	1	21	8	.724	10	4	T2d
7	Brigham Young	Western Athletic	L	24	8	.750	1	1	25	9	.735	15	3	T1st
6	California	Pacific-10	L	19	8	.704	2	1	21	9	.700	12	6	2d
12	Chattanooga	Southern	Q	26	6	.813	0	1	26	7	.788	16	2	1st
2	Cincinnati	Great Midwest	L	24	4	.857	3	1	27	5	.844	8	2	1st
16	Coastal Caro.	Big South	Q	22	9	.710	0	1	22	10	.688	12	4	2d
15	Coppin St.	Mid-Eastern	Q	22	7	.759	0	1	22	8	.733	16	0	1st
13	Delaware	North Atlantic	Q	22	7	.759	0	1	22	8	.733	10	4	3d
3	Duke	Atlantic Coast	L	23	7	.767	1	1	24	8	.750	10	6	T3d
16	East Caro.	Colonial	Q	13	16	.448	0	1	13	17	.433	4	10	7th
14	Evansville	Midwestern	Q	23	6	.793	0	1	23	7	.767	12	2	T1st
3	Florida St.	Atlantic Coast	L	22	9	.710	3	1	25	10	.714	12	4	2d
12	George Washington	Atlantic 10	L	19	8	.704	2	1	21	9	.700	8	6	T2d
4	Georgia Tech	Atlantic Coast	Q	19	10	.655	0	1	19	11	.633	8	8	6th
13	Holy Cross	Patriot	Q	23	6	.793	0	1	23	7	.767	12	2	2d
6	Illinois	Big Ten	L	18	12	.600	1	1	19	13	.594	11	7	T3d
1	Indiana	Big Ten	Q	28	3	.903	3	1	31	4	.886	17	1	1st
4	Iowa	Big Ten	L	22	8	.733	1	1	23	9	.719	11	7	T3d
8	Iowa St.	Big Eight	L	20	10	.667	0	1	20	11	.645	8	6	T2d
2	Kansas	Big Eight	L	25	6	.806	4	1	29	7	.806	11	3	1st
6	Kansas St.	Big Eight	L	19	10	.655	0	1	19	11	.633	7	7	T5th
1	Kentucky	Southeastern (E)	Q	26	3	.897	4	1	30	4	.882	13	3	2d
11	Long Beach St.	Big West	Q	22	9	.710	0	1	22	10	.688	11	7	4th
11	LSU	Southeastern (W)	L	22	10	.688	0	1	22	11	.667	9	7	2d
13	La. Monroe	Southland	Q	26	4	.867	0	1	26	5	.839	17	1	1st
4	Louisville	Metro	Q	20	8	.714	2	1	22	9	.710	11	1	1st
11	Manhattan	Metro Atlantic	Q	23	6	.793	0	1	23	7	.767	12	2	1st
12	Marquette	Great Midwest	L	20	7	.741	0	1	20	8	.714	6	4	3d
3	Massachusetts	Atlantic 10	Q	23	6	.793	1	1	24	7	.774	11	3	1st
10	Memphis	Great Midwest	L	20	11	.645	0	1	20	12	.625	7	3	2d
1	Michigan	Big Ten	L	26	4	.867	5	1	31	5	.861	15	3	2d
10	Missouri	Big Eight	Q	19	13	.594	0	1	19	14	.576	5	9	7th
10	Nebraska	Big Eight	L	20	10	.667	0	1	20	11	.645	8	6	T2d
5	New Mexico	Western Athletic	Q	24	6	.800	0	1	24	7	.774	13	5	3d
7	New Mexico St.	Big West	L	25	7	.781	1	1	26	8	.765	15	3	1st
8	New Orleans	Sun Belt	L	26	3	.897	0	1	26	4	.867	18	0	1st
1	North Carolina	Atlantic Coast	L	28	4	.875	6	0	34	4	.895	14	2	1st
5	Oklahoma St.	Big Eight	L	19	8	.704	1	1	20	9	.690	8	6	T2d
14	Penn.	Ivy	Q	22	4	.846	0	1	22	5	.815	14	0	1st
9	Pittsburgh	Big East	L	17	10	.630	0	1	17	11	.607	9	9	T4th
9	Purdue	Big Ten	L	18	9	.667	0	1	18	10	.643	9	9	T5th
8	Rhode Island	Atlantic 10	L	18	10	.643	1	1	19	11	.633	8	6	T2d
16	Rider	Northeast	Q	19	10	.655	0	1	19	11	.633	14	4	1st
5	St. John's (N.Y.)	Big East	L	18	10	.643	1	1	19	11	.633	12	6	2d
15	Santa Clara	West Coast	Q	18	11	.621	1	1	19	12	.613	9	5	3d
2	Seton Hall	Big East	Q	27	6	.818	1	1	28	7	.800	14	4	1st
13	Southern U.	Southwestern	Q	20	9	.690	0	1	21	10	.677	9	5	T2d
14	Southern Ill.	Missouri Valley	Q	23	9	.719	1	1	23	10	.697	12	6	2d
10	Southern Methodist	Southwest	L	20	7	.741	0	1	20	8	.714	12	2	1st
7	Temple	Atlantic 10	L	17	12	.586	3	1	20	13	.606	8	6	T2d
15	Tennessee St.	Ohio Valley	Q	19	9	.679	0	1	19	10	.655	13	3	1st
12	Texas Tech	Southwest	Q	18	11	.621	0	1	18	12	.600	6	8	5th
11	Tulane	Metro	L	21	8	.724	1	1	22	9	.710	9	3	2d
9	UCLA	Pacific-10	L	21	10	.677	1	1	22	11	.667	11	7	T3d
8	Utah	Western Athletic	L	23	6	.793	1	1	24	7	.774	15	3	T1st
3	Vanderbilt	Southeastern (E)	L	26	5	.839	2	1	28	6	.824	14	2	1st
6	Virginia	Atlantic Coast	L	19	9	.679	2	1	21	10	.677	9	7	5th
5	Wake Forest	Atlantic Coast	L	19	8	.704	2	1	21	9	.700	10	6	T3d
7	Western Ky.	Sun Belt	Q	24	5	.828	2	1	26	6	.813	14	4	2d
16	Wright St.	Mid-Continent	Q	20	9	.690	0	1	20	10	.667	10	6	T2d
9	Xavier	Midwestern	L	23	5	.821	1	1	24	6	.800	12	2	T1st

Seed	School	Conference	How	Pre-Tourney			Tourney		Final			Conf.		
				W	L	Pct.	W	L	W	L	Pct.	W	L	Fin.
9	Alabama	Southeastern (W)	L	19	9	.679	1	1	20	10	.667	12	4	2d
7	UAB	Great Midwest	L	22	7	.759	0	1	22	8	.733	8	4	T2d
2	Arizona	Pacific-10	Q	25	5	.833	4	1	29	6	.829	14	4	1st
1	Arkansas	Southeastern (W)	L	25	3	.893	6	0	31	3	.912	14	2	1st
14	Boise St.	Big Sky	Q	17	12	.586	0	1	17	13	.567	7	7	5th
9	Boston College	Big East	L	20	10	.667	3	1	23	11	.676	11	7	3d
5	California	Pacific-10	L	22	7	.759	0	1	22	8	.733	13	5	T2d
16	UCF	Trans America	Q	21	8	.724	0	1	21	9	.700	11	5	2d
12	Col. of Charleston	Trans America	L	24	3	.889	0	1	24	4	.857	14	2	1st
13	Chattanooga	Southern	Q	23	6	.793	0	1	23	7	.767	14	4	1st

Seed	School	Conference	How	Pre-Tourney			Tourney		Final			Conf.		
				W	L	Pct.	W	L	W	L	Pct.	W	L	Fin.
8	Cincinnati	Great Midwest	L	22	9	.710	0	1	22	10	.688	7	5	4th
2	Connecticut	Big East	L	27	4	.871	2	1	29	5	.853	16	2	1st
13	Drexel	North Atlantic	Q	25	4	.862	0	1	25	5	.833	12	2	1st
2	Duke	Atlantic Coast	L	23	5	.821	5	1	28	6	.824	12	4	1st
3	Florida	Southeastern (E)	L	25	7	.781	4	1	29	8	.784	12	4	T1st
10	George Washington	Atlantic 10	L	17	11	.607	1	1	18	12	.600	8	8	T3d
9	Georgetown	Big East	L	18	11	.621	1	1	19	12	.613	10	8	T4th
13	Hawaii	Western Athletic	Q	18	14	.563	0	1	18	15	.545	11	7	4th
8	Illinois	Big Ten	L	17	10	.630	0	1	17	11	.607	10	8	T4th
5	Indiana	Big Ten	L	19	8	.704	2	1	21	9	.700	12	6	3d
14	James Madison	Colonial	Q	20	9	.690	0	1	20	10	.667	10	4	T1st
4	Kansas	Big Eight	L	25	7	.781	2	1	27	8	.771	9	5	3d
3	Kentucky	Southeastern (E)	Q	26	6	.813	1	1	27	7	.794	12	4	T1st
16	Liberty	Big South	Q	18	11	.621	0	1	18	12	.600	13	5	T3d
11	La-Lafayette	Sun Belt	Q	22	7	.759	0	1	22	8	.733	13	5	2d
3	Louisville	Metro	Q	26	5	.839	2	1	28	6	.824	10	2	1st
15	Loyola (Md.)	Metro Atlantic	Q	17	12	.586	0	1	17	13	.567	6	8	5th
6	Marquette	Great Midwest	L	22	8	.733	2	1	24	9	.727	10	2	1st
10	Maryland	Atlantic Coast	L	16	11	.593	2	1	18	12	.600	8	8	4th
2	Massachusetts	Atlantic 10	Q	27	6	.818	1	1	28	7	.800	14	2	1st
3	Michigan	Big Ten	L	21	7	.750	3	1	24	8	.750	13	5	2d
7	Michigan St.	Big Ten	L	19	11	.633	1	1	20	12	.625	10	8	T4th
6	Minnesota	Big Ten	L	20	11	.645	1	1	21	12	.636	10	8	T4th
1	Missouri	Big Eight	L	25	3	.893	3	1	28	4	.875	14	0	1st
16	Navy	Patriot	Q	17	12	.586	0	1	17	13	.567	9	5	T1st
6	Nebraska	Big Eight	Q	20	9	.690	0	1	20	10	.667	7	7	4th
10	New Mexico	Western Athletic	L	23	7	.767	0	1	23	8	.742	14	4	1st
13	New Mexico St.	Big West	Q	23	7	.767	0	1	23	8	.742	12	6	1st
1	North Carolina	Atlantic Coast	Q	27	6	.818	1	1	28	7	.800	11	5	2d
16	N.C. A&T	Mid-Eastern	Q	16	13	.552	0	1	16	14	.533	10	6	T2d
12	Ohio	Mid-American	Q	25	7	.781	0	1	25	8	.758	14	4	1st
4	Oklahoma St.	Big Eight	L	23	9	.719	1	1	24	10	.706	10	4	2d
11	Penn.	Ivy	Q	24	2	.923	1	1	25	3	.893	14	0	1st
14	Pepperdine	West Coast	Q	19	10	.655	0	1	19	11	.633	8	6	T2d
8	Providence	Big East	Q	20	9	.690	0	1	20	10	.667	10	8	T4th
1	Purdue	Big Ten	Q	26	4	.867	3	1	29	5	.853	14	4	1st
15	Rider	Northeast	Q	21	8	.724	0	1	21	9	.700	14	4	1st
7	St. Louis	Great Midwest	L	23	5	.821	0	1	23	6	.793	8	4	T2d
10	Seton Hall	Big East	L	17	12	.586	0	1	17	13	.567	8	10	7th
11	Southern Ill.	Missouri Valley	Q	23	6	.793	0	1	23	7	.767	16	4	T1st
4	Syracuse	Big East	L	21	6	.778	2	1	23	7	.767	13	5	2d
4	Temple	Atlantic 10	L	22	7	.759	1	1	23	8	.742	12	4	2d
14	Tennessee St.	Ohio Valley	Q	19	11	.633	0	1	19	12	.613	12	4	2d
6	Texas	Southwest	Q	25	7	.781	1	1	26	8	.765	12	2	1st
15	Texas Southern	Southwestern	Q	19	10	.655	0	1	19	11	.633	12	2	1st
15	Texas St.	Southland	Q	25	6	.806	0	1	25	7	.781	14	4	2d
12	Tulsa	Missouri Valley	L	21	7	.750	2	1	23	8	.742	16	4	T1st
5	UCLA	Pacific-10	L	21	6	.778	0	1	21	7	.750	13	5	T2d
7	Virginia	Atlantic Coast	L	17	12	.586	1	1	18	13	.581	8	8	T4th
5	Wake Forest	Atlantic Coast	L	20	11	.645	1	1	21	12	.636	9	7	3d
8	Washington St.	Pacific-10	L	20	10	.667	0	1	20	11	.645	10	8	T4th
11	Western Ky.	Sun Belt	L	20	10	.667	0	1	20	11	.645	14	4	1st
9	Wisconsin	Big Ten	L	17	10	.630	1	1	18	11	.621	8	10	7th
12	Wis.-Green Bay	Mid-Continent	Q	26	6	.813	1	1	27	7	.794	15	3	1st

1995 Tournament														
Seed	School	Conference	How	Pre-Tourney			Tourney		Final			Conf.		
				W	L	Pct.	W	L	W	L	Pct.	W	L	Fin.
5	Alabama	Southeastern (W)	L	22	9	.710	1	1	23	10	.697	10	6	3d
5	Arizona	Pacific-10	L	23	7	.767	0	1	23	8	.742	13	5	2d
5	Arizona St.	Pacific-10	L	22	8	.733	2	1	24	9	.727	12	6	3d
2	Arkansas	Southeastern (W)	L	27	6	.818	5	1	32	7	.821	12	4	T1st
12	Ball St.	Mid-American	Q	19	10	.655	0	1	19	11	.633	11	7	4th
8	Brigham Young	Western Athletic	L	22	9	.710	0	1	22	10	.688	13	5	T2d
7	Charlotte	Metro	L	19	8	.704	0	1	19	9	.679	8	4	1st
15	Chattanooga	Southern (S)	Q	19	10	.655	0	1	19	11	.633	11	3	1st
7	Cincinnati	Great Midwest	L	21	11	.656	1	1	22	12	.647	7	5	T3d
16	Colgate	Patriot	Q	17	12	.586	0	1	17	13	.567	11	3	T1st
2	Connecticut	Big East	L	25	4	.862	3	1	28	5	.848	16	2	1st
13	Drexel	North Atlantic	Q	22	7	.759	0	1	22	8	.733	12	4	1st
10	Florida	Southeastern (E)	L	17	12	.586	0	1	17	13	.567	8	8	3d
16	Florida Int'l.	Trans America	Q	11	18	.379	0	1	11	19	.367	4	12	T9th
6	Georgetown	Big East	L	19	9	.679	2	1	21	10	.677	11	7	4th
14	Gonzaga	West Coast	Q	21	8	.724	0	1	21	9	.700	7	7	4th
11	Illinois	Big Ten	L	19	11	.633	0	1	19	12	.613	10	8	T5th
9	Indiana	Big Ten	L	19	11	.633	0	1	19	12	.613	11	7	T3d
7	Iowa St.	Big Eight	L	22	10	.688	1	1	23	11	.676	6	8	5th
1	Kansas	Big Eight	L	23	5	.821	2	1	25	6	.806	11	3	1st
1	Kentucky	Southeastern (E)	Q	25	4	.862	3	1	28	5	.848	14	2	1st
13	Long Beach St.	Big West	Q	20	9	.690	0	1	20	10	.667	13	5	T2d
11	Louisville	Metro	Q	19	13	.594	0	1	19	14	.576	7	5	T2d
13	Manhattan	Metro Atlantic	L	25	4	.862	1	1	26	5	.839	12	2	1st
3	Maryland	Atlantic Coast	L	24	7	.774	2	1	26	8	.765	12	4	T1st
2	Massachusetts	Atlantic 10	Q	26	4	.867	3	1	29	5	.853	13	3	1st
6	Memphis	Great Midwest	L	22	9	.710	2	1	24	10	.706	9	3	1st
12	Miami (Ohio)	Mid-American	L	22	6	.786	1	1	23	7	.767	16	2	1st
9	Michigan	Big Ten	L	17	13	.567	0	1	17	14	.548	11	7	T3d
3	Michigan St.	Big Ten	L	22	5	.815	0	1	22	6	.786	14	4	2d
8	Minnesota	Big Ten	L	19	11	.633	0	1	19	12	.613	10	8	T5th
5	Mississippi St.	Southeastern (W)	L	20	7	.741	2	1	22	8	.733	12	4	T1st
8	Missouri	Big Eight	L	19	8	.704	1	1	20	9	.690	8	6	4th
16	Mt. St. Mary's	Northeast	Q	17	12	.586	0	1	17	13	.567	12	6	T2d

Seed	School	Conference	How	Pre-Tourney			Tourney		Final			Conf.		
				W	L	Pct.	W	L	W	L	Pct.	W	L	Fin.
15	Murray St.	Ohio Valley	Q	21	8	.724	0	1	21	9	.700	11	5	T1st
13	Nicholls St.	Southland	Q	24	5	.828	0	1	24	6	.800	17	1	1st
2	North Carolina	Atlantic Coast	L	24	5	.828	4	1	28	6	.824	12	4	T1st
16	N.C. A&T	Mid-Eastern	Q	15	14	.517	0	1	15	15	.500	10	6	1st
14	Old Dominion	Colonial	Q	20	11	.645	1	1	21	12	.636	12	2	1st
4	Oklahoma	Big Eight	L	23	8	.742	0	1	23	9	.719	9	5	3d
4	Oklahoma St.	Big Eight	Q	23	9	.719	4	1	27	10	.730	10	4	2d
6	Oregon	Pacific-10	L	19	8	.704	0	1	19	9	.679	11	7	4th
12	Penn.	Ivy	Q	22	5	.815	0	1	22	6	.786	14	0	1st
3	Purdue	Big Ten	Q	24	6	.800	1	1	25	7	.781	15	3	1st
9	St. Louis	Great Midwest	L	22	7	.759	1	1	23	8	.742	8	4	2d
15	St. Peter's	Metro Atlantic	Q	19	10	.655	0	1	19	11	.633	10	4	T2d
12	Santa Clara	West Coast	L	21	6	.778	0	1	21	7	.750	12	2	1st
10	Southern Ill.	Missouri Valley	Q	23	8	.742	0	1	23	9	.719	13	5	T2d
10	Stanford	Pacific-10	L	19	8	.704	1	1	20	9	.690	10	8	T5th
7	Syracuse	Big East	L	19	9	.679	1	1	20	10	.667	12	6	3d
10	Temple	Atlantic 10	L	19	10	.655	0	1	19	11	.633	10	6	T2d
11	Texas	Southwest	Q	22	6	.786	1	1	23	7	.767	11	3	T1st
15	Texas Southern	Southwestern	Q	22	6	.786	0	1	22	7	.759	12	2	1st
9	Tulane	Metro	L	22	9	.710	1	1	23	10	.697	7	5	T2d
6	Tulsa	Missouri Valley	L	22	7	.759	2	1	24	8	.750	15	3	1st
1	UCLA	Pacific-10	Q	25	2	.926	6	0	31	2	.939	16	2	1st
4	Utah	Western Athletic	Q	27	5	.844	1	1	28	6	.824	15	3	1st
3	Villanova	Big East	Q	25	7	.781	0	1	25	8	.758	14	4	2d
4	Virginia	Atlantic Coast	L	22	8	.733	3	1	25	9	.735	12	4	T1st
1	Wake Forest	Atlantic Coast	Q	24	5	.828	2	1	26	6	.813	12	4	T1st
14	Weber St.	Big Sky	Q	20	8	.714	1	1	21	9	.700	11	3	T1st
8	Western Ky.	Sun Belt	Q	26	3	.897	1	1	27	4	.871	17	1	1st
14	Wis.-Green Bay	Midwestern	Q	22	7	.759	0	1	22	8	.733	11	4	T2d
11	Xavier	Midwestern	L	23	4	.852	0	1	23	5	.821	14	0	1st

Seed	School	Conference	How	Pre-Tourney			Tourney		Final			Conf.		
				W	L	Pct.	W	L	W	L	Pct.	W	L	Fin.
3	Arizona	Pacific-10	L	24	6	.800	2	1	26	7	.788	13	5	2d
12	Arkansas	Southeastern (W)	L	18	12	.600	2	1	20	13	.606	9	7	T2d
14	Austin Peay	Ohio Valley	Q	19	10	.655	0	1	19	11	.633	10	6	T2d
11	Boston College	Big East (6)	L	18	10	.643	1	1	19	11	.633	10	8	3d
8	Bradley	Missouri Valley	L	22	7	.759	0	1	22	8	.733	15	3	1st
12	California	Pacific-10	L	17	10	.630	0	1	17	11	.607	11	7	4th
13	Canisius	Metro Atlantic	Q	19	10	.655	0	1	19	11	.633	10	4	T1st
16	UCF	Trans America (E)	Q	11	18	.379	0	1	11	19	.367	6	10	T3d
2	Cincinnati	Conference USA (B)	L	25	4	.862	3	1	28	5	.848	11	3	1st
9	Clemson	Atlantic Coast	L	18	10	.643	0	1	18	11	.621	7	9	6th
16	Colgate	Patriot	Q	15	14	.517	0	1	15	15	.500	9	3	T1st
1	Connecticut	Big East (6)	Q	30	2	.938	2	1	32	3	.914	17	1	1st
12	Drexel	North Atlantic	Q	26	3	.897	1	1	27	4	.871	17	1	1st
8	Duke	Atlantic Coast	L	18	12	.600	0	1	18	13	.581	8	8	T4th
9	Eastern Mich.	Mid-American	Q	24	5	.828	1	1	25	6	.806	14	4	1st
11	George Washington	Atlantic 10 (W)	L	21	7	.750	0	1	21	8	.724	13	3	T1st
2	Georgetown	Big East (7)	L	26	7	.788	3	1	29	8	.784	13	5	1st
8	Georgia	Southeastern (E)	L	19	9	.679	2	1	21	10	.677	9	7	2d
3	Georgia Tech	Atlantic Coast	L	22	11	.667	2	1	24	12	.667	13	3	1st
6	Indiana	Big Ten	L	19	11	.633	0	1	19	12	.613	12	6	T2d
6	Iowa	Big Ten	L	22	8	.733	1	1	23	9	.719	11	7	4th
5	Iowa St.	Big Eight	Q	23	8	.742	1	1	24	9	.727	9	5	2d
2	Kansas	Big Eight	L	26	4	.867	3	1	29	5	.853	12	2	1st
10	Kansas St.	Big Eight	L	17	11	.607	0	1	17	12	.586	7	7	T4th
1	Kentucky	Southeastern (E)	L	28	2	.933	6	0	34	2	.944	16	0	1st
15	La.-Monroe	Southland	Q	16	13	.552	0	1	16	14	.533	13	5	1st
6	Louisville	Conference USA (W)	L	20	11	.645	2	1	22	12	.647	10	4	2d
4	Marquette	Conference USA (B)	L	22	7	.759	1	1	23	8	.742	10	4	2d
7	Maryland	Atlantic Coast	L	17	12	.586	0	1	17	13	.567	8	8	T4th
1	Massachusetts	Atlantic 10 (E)	Q	31	1	.969	4	1	35	2	.946	15	1	1st
5	Memphis	Conference USA (W)	L	22	7	.759	0	1	22	8	.733	11	3	1st
7	Michigan	Big Ten	L	20	11	.645	0	1	20	12	.625	10	8	T5th
5	Mississippi St.	Southeastern (W)	Q	22	7	.759	4	1	26	8	.765	10	6	1st
15	Mississippi Val.	Southwestern	Q	22	6	.786	0	1	22	7	.759	11	3	T1st
13	Monmouth	Northeast	Q	20	9	.690	0	1	20	10	.667	14	4	T2d
13	Montana St.	Big Sky	Q	21	8	.724	0	1	21	9	.700	11	3	1st
7	New Mexico	Western Athletic	Q	27	4	.871	1	1	28	5	.848	14	4	2d
11	New Orleans	Sun Belt	Q	21	8	.724	0	1	21	9	.700	14	4	T1st
6	North Carolina	Atlantic Coast	L	20	10	.667	1	1	21	11	.656	10	6	3d
15	UNC Greensboro	Big South	Q	20	9	.690	0	1	20	10	.667	11	3	1st
14	Northern Ill.	Midwestern	Q	20	9	.690	0	1	20	10	.667	10	6	3d
10	Oklahoma	Big Eight	L	17	12	.586	0	1	17	13	.567	8	6	3d
5	Penn. St.	Big Ten	L	21	6	.778	0	1	21	7	.750	12	6	T2d
14	Portland	West Coast	Q	19	10	.655	0	1	19	11	.633	7	7	5th
13	Princeton	Ivy	Q	21	6	.778	1	1	22	7	.759	13	2	1st
1	Purdue	Big Ten	Q	25	5	.833	1	1	26	6	.813	15	3	1st
16	San Jose St.	Big West	Q	13	16	.448	0	1	13	17	.433	9	9	T5th
10	Santa Clara	West Coast	L	19	8	.704	1	1	20	9	.690	10	4	T1st
15	South Carolina St.	Mid-Eastern	Q	22	7	.759	0	1	22	8	.733	14	2	T1st
9	Stanford	Pacific-10	L	19	8	.704	1	1	20	9	.690	12	6	3d
4	Syracuse	Big East (7)	L	24	8	.750	5	1	29	9	.763	12	6	2d
7	Temple	Atlantic 10 (E)	L	19	12	.613	1	1	20	13	.606	12	4	2d
10	Texas	Southwest	L	20	9	.690	1	1	21	10	.677	10	4	3d
3	Texas Tech	Southwest	Q	28	1	.966	2	1	30	2	.938	14	0	1st
11	Tulsa	Missouri Valley	Q	22	7	.759	0	1	22	8	.733	12	6	3d
4	UCLA	Pacific-10	Q	23	7	.767	0	1	23	8	.742	16	2	1st
4	Utah	Western Athletic	L	25	6	.806	2	1	27	7	.794	15	3	1st
14	Valparaiso	Mid-Continent	Q	21	10	.677	0	1	21	11	.656	13	5	1st
3	Villanova	Big East (6)	L	25	6	.806	1	1	26	7	.788	14	4	2d

Seed	School	Conference	How	Pre-Tourney			Tourney		Final			Conf.		
				W	L	Pct.	W	L	W	L	Pct.	W	L	Fin.
12	Va. Commonwealth	Colonial	Q	24	8	.750	0	1	24	9	.727	14	2	1st
9	Virginia Tech	Atlantic 10 (W)	L	22	5	.815	1	1	23	6	.793	13	3	T1st
2	Wake Forest	Atlantic Coast	Q	23	5	.821	3	1	26	6	.813	12	4	2d
16	Western Caro.	Southern (S)	Q	17	12	.586	0	1	17	13	.567	10	4	1st
8	Wis.-Green Bay	Midwestern	L	25	3	.893	0	1	25	4	.862	16	0	1st

Seed	School	Conference	How	Pre-Tourney			Tourney		Final			Conf.		
				W	L	Pct.	W	L	W	L	Pct.	W	L	Fin.
4	Arizona	Pacific-10	L	19	9	.679	6	0	25	9	.735	11	7	5th
5	Boston College	Big East (6)	Q	21	8	.724	1	1	22	9	.710	12	6	T1st
12	Boston U.	America East	Q	25	4	.862	0	1	25	5	.833	17	1	1st
14	Butler	Midwestern	Q	23	9	.719	0	1	23	10	.697	12	4	1st
5	California	Pacific-10	L	21	8	.724	2	1	23	9	.719	12	6	T2d
15	Charleston So.	Big South	Q	17	12	.586	0	1	17	13	.567	7	7	4th
12	Col. of Charleston	Trans America (E)	Q	28	2	.933	1	1	29	3	.906	16	0	1st
7	Charlotte	Conference USA (W)	L	21	8	.724	1	1	22	9	.710	10	4	T1st
14	Chattanooga	Southern (S)	Q	22	10	.688	2	1	24	11	.686	11	3	1st
3	Cincinnati	Conference USA (B)	L	25	7	.781	1	1	26	8	.765	12	2	1st
4	Clemson	Atlantic Coast	L	21	9	.700	2	1	23	10	.697	9	7	T4th
9	Colorado	Big 12	L	21	9	.700	1	1	22	10	.688	11	5	2d
15	Coppin St.	Mid-Eastern	Q	21	8	.724	1	1	22	9	.710	15	3	1st
2	Duke	Atlantic Coast	L	23	8	.742	1	1	24	9	.727	12	4	1st
16	Fairfield	Metro Atlantic	Q	11	18	.379	0	1	11	19	.367	2	12	8th
10	Georgetown	Big East (7)	L	20	9	.690	0	1	20	10	.667	11	7	1st
3	Georgia	Southeastern (E)	L	24	8	.750	0	1	24	9	.727	10	6	3d
6	Illinois	Big Ten	L	21	9	.700	1	1	22	10	.688	11	7	T4th
11	Illinois St.	Missouri Valley	Q	24	5	.828	0	1	24	6	.800	14	4	1st
8	Indiana	Big Ten	L	22	10	.688	0	1	22	11	.667	9	9	T6th
8	Iowa	Big Ten	L	21	9	.700	1	1	22	10	.688	12	6	T2d
6	Iowa St.	Big 12	L	20	8	.714	2	1	22	9	.710	10	6	T3d
16	Jackson St.	Southwestern	Q	14	15	.483	0	1	14	16	.467	9	5	2d
1	Kansas	Big 12	Q	32	1	.970	2	1	34	2	.944	15	1	1st
1	Kentucky	Southeastern (E)	Q	30	4	.882	5	1	35	5	.875	13	3	2d
13	Long Island	Northeast	Q	21	8	.724	0	1	21	9	.700	15	3	1st
6	Louisville	Conference USA (W)	L	23	8	.742	3	1	26	9	.743	9	5	3d
7	Marquette	Conference USA (B)	Q	22	8	.733	0	1	22	9	.710	9	5	2d
5	Maryland	Atlantic Coast	L	21	10	.677	0	1	21	11	.656	9	7	T4th
11	Massachusetts	Atlantic 10 (E)	L	19	13	.594	0	1	19	14	.576	11	5	3d
13	Miami (Ohio)	Mid-American	Q	21	8	.724	0	1	21	9	.700	13	5	T1st
1	Minnesota	Big Ten	Q	27	3	.900	4	1	31	4	.886	16	2	1st
8	Mississippi	Southeastern (W)	L	20	8	.714	0	1	20	9	.690	11	5	1st
16	Montana	Big Sky	Q	21	10	.677	0	1	21	11	.656	11	5	2d
15	Murray St.	Ohio Valley	Q	20	9	.690	0	1	20	10	.667	12	6	T1st
15	Navy	Patriot	Q	20	8	.714	0	1	20	9	.690	10	2	1st
3	New Mexico	Western Athletic (M)	L	24	7	.774	1	1	25	8	.758	11	5	3d
1	North Carolina	Atlantic Coast	Q	24	6	.800	4	1	28	7	.800	11	5	T2d
11	Oklahoma	Big 12	L	19	10	.655	0	1	19	11	.633	9	7	6th
14	Old Dominion	Colonial	Q	22	10	.688	0	1	22	11	.667	10	6	T1st
13	Pacific	Big West (W)	Q	24	5	.828	0	1	24	6	.800	12	4	1st
12	Princeton	Ivy	Q	24	3	.889	0	1	24	4	.857	14	0	1st
10	Providence	Big East (7)	L	21	11	.656	3	1	24	12	.667	10	8	T2d
8	Purdue	Big Ten	L	17	11	.607	1	1	18	12	.600	12	6	T2d
9	Rhode Island	Atlantic 10 (E)	L	20	9	.690	0	1	20	10	.667	12	4	2d
13	South Ala.	Sun Belt	Q	23	6	.793	0	1	23	7	.767	14	4	T1st
2	South Carolina	Southeastern (E)	L	24	7	.774	0	1	24	8	.750	15	1	1st
11	Southern California	Pacific-10	L	17	10	.630	0	1	17	11	.607	12	6	T2d
6	Stanford	Pacific-10	L	20	7	.741	2	1	22	8	.733	12	6	T2d
4	St. Joseph's	Atlantic 10 (E)	Q	24	6	.800	2	1	26	7	.788	13	3	1st
14	St. Mary's (Cal.)	West Coast	Q	23	7	.767	0	1	23	8	.742	10	4	T1st
9	Temple	Atlantic 10 (E)	L	19	10	.655	1	1	20	11	.645	10	6	4th
10	Texas	Big 12	L	16	11	.593	2	1	18	12	.600	10	6	T3d
16	Texas St.	Southland	Q	16	12	.571	0	1	16	13	.552	10	6	T1st
5	Tulsa	Western Athletic (M)	L	23	9	.719	1	1	24	10	.706	12	4	2d
2	UCLA	Pacific-10	Q	21	7	.750	3	1	24	8	.750	15	3	1st
2	Utah	Western Athletic (M)	Q	26	3	.897	3	1	29	4	.879	15	1	1st
12	Valparaiso	Mid-Continent	Q	24	6	.800	0	1	24	7	.774	13	3	1st
10	Vanderbilt	Southeastern (E)	L	19	11	.633	0	1	19	12	.613	9	7	4th
4	Villanova	Big East (6)	L	23	9	.719	1	1	24	10	.706	12	6	T1st
9	Virginia	Atlantic Coast	L	18	12	.600	0	1	18	13	.581	7	9	6th
3	Wake Forest	Atlantic Coast	L	23	6	.793	1	1	24	7	.774	11	5	T2d
7	Wisconsin	Big Ten	L	18	9	.667	0	1	18	10	.643	11	7	T4th
7	Xavier	Atlantic 10 (W)	L	22	5	.815	1	1	23	6	.793	13	3	1st

Seed	School	Conference	How	Pre-Tourney			Tourney		Final			Conf.		
				W	L	Pct.	W	L	W	L	Pct.	W	L	Fin.
1	Arizona	Pacific-10	Q	27	4	.871	3	1	30	5	.857	17	1	1st
6	Arkansas	Southeastern (W)	L	23	8	.742	1	1	24	9	.727	11	5	2d
13	Butler	Midwestern	Q	22	10	.688	0	1	22	11	.667	8	6	3d
14	Col. of Charleston	Trans America (E)	Q	24	5	.828	0	1	24	6	.800	14	2	1st
8	Charlotte	Conference USA (A)	L	19	10	.655	1	1	20	11	.645	13	3	2d
2	Cincinnati	Conference USA (A)	Q	26	5	.839	1	1	27	6	.818	14	2	1st
6	Clemson	Atlantic Coast	L	18	13	.581	0	1	18	14	.563	7	9	T4th
2	Connecticut	Big East (6)	Q	29	4	.879	3	1	32	5	.865	15	3	1st
14	Davidson	Southern (N)	Q	20	9	.690	0	1	20	10	.667	13	2	T1st
15	Delaware	America East	Q	20	9	.690	0	1	20	10	.667	12	6	T1st
10	Detroit	Midwestern	L	24	5	.828	1	1	25	6	.806	12	2	T1st
1	Duke	Atlantic Coast	L	29	3	.906	3	1	32	4	.889	15	1	1st
13	Eastern Mich.	Mid-American (W)	Q	20	9	.690	0	1	20	10	.667	13	5	T3d
15	Fairleigh Dickinson	Northeast	Q	23	6	.793	0	1	23	7	.767	13	3	2d
12	Florida St.	Atlantic Coast	L	17	13	.567	1	1	18	14	.563	6	10	T6th
9	George Washington	Atlantic 10 (W)	L	24	8	.750	0	1	24	9	.727	11	5	T1st
5	Illinois	Big Ten	L	22	9	.710	1	1	23	10	.697	13	3	T1st
9	Illinois St.	Missouri Valley	Q	24	5	.828	1	1	25	6	.806	16	2	1st
9	Ill.-Chicago	Midwestern	L	22	5	.815	0	1	22	6	.786	12	2	T1st
7	Indiana	Big Ten	L	19	11	.633	1	1	20	12	.625	9	7	T5th
12	Iona	Metro Atlantic	Q	27	5	.844	0	1	27	6	.818	15	3	1st
1	Kansas	Big 12	Q	34	3	.919	1	1	35	4	.897	15	1	1st

Seed	School	Conference	How	Pre-Tourney			Tourney		Final			Conf.		
				W	L	Pct.	W	L	W	L	Pct.	W	L	Fin.
2	Kentucky	Southeastern (E)	Q	29	4	.879	6	0	35	4	.897	14	2	1st
4	Maryland	Atlantic Coast	L	19	10	.655	2	1	21	11	.656	10	6	3d
7	Massachusetts	Atlantic 10 (E)	L	21	10	.677	0	1	21	11	.656	12	4	T2d
11	Miami (Fla.)	Big East (7)	L	18	9	.667	0	1	18	10	.643	11	7	2d
3	Michigan	Big Ten	Q	24	8	.750	1	1	25	9	.735	11	5	4th
4	Michigan St.	Big Ten	L	20	7	.741	2	1	22	8	.733	13	3	T1st
4	Mississippi	Southeastern (W)	L	19	10	.655	0	1	19	11	.633	12	4	1st
9	Murray St.	Ohio Valley	Q	29	3	.906	0	1	29	4	.879	16	2	1st
16	Navy	Patriot	Q	19	10	.655	0	1	19	11	.633	10	2	T1st
11	Nebraska	Big 12	L	20	11	.645	0	1	20	12	.625	10	6	4th
12	UNLV	Western Athletic (M)	Q	20	12	.625	0	1	20	13	.606	7	7	5th
4	New Mexico	Western Athletic (M)	L	23	7	.767	1	1	24	8	.750	11	3	2d
16	Nicholls St.	Southland	Q	19	9	.679	0	1	19	10	.655	15	1	1st
1	North Carolina	Atlantic Coast	Q	30	3	.909	4	1	34	4	.895	13	3	2d
15	Northern Ariz.	Big Sky	Q	21	7	.750	0	1	21	8	.724	13	3	1st
10	Oklahoma	Big 12	L	22	10	.688	0	1	22	11	.667	11	5	T2d
8	Oklahoma St.	Big 12	L	21	6	.778	1	1	22	7	.759	11	5	T2d
16	Prairie View	Southwestern	Q	13	16	.448	0	1	13	17	.433	6	10	T6th
5	Princeton	Ivy	Q	26	1	.963	1	1	27	2	.931	14	0	1st
2	Purdue	Big Ten	L	26	7	.788	2	1	28	8	.778	12	4	3d
16	Radford	Big South	Q	20	9	.690	0	1	20	10	.667	10	2	2d
8	Rhode Island	Atlantic 10 (E)	L	22	8	.733	3	1	25	9	.735	12	4	T2d
14	Richmond	Colonial	Q	22	7	.759	1	1	23	8	.742	12	4	3d
7	St. John's (N.Y.)	Big East (6)	L	22	9	.710	0	1	22	10	.688	13	5	2d
10	St. Louis	Conference USA (A)	L	21	10	.677	1	1	22	11	.667	11	5	3d
14	San Francisco	West Coast	Q	19	10	.655	0	1	19	11	.633	7	7	T4th
12	South Ala.	Sun Belt	Q	21	6	.778	0	1	21	7	.750	14	4	T1st
3	South Carolina	Southeastern (E)	L	23	7	.767	0	1	23	8	.742	11	5	2d
15	South Carolina St.	Mid-Eastern	Q	22	7	.759	0	1	22	8	.733	16	2	2d
3	Stanford	Pacific-10	L	26	4	.867	4	1	30	5	.857	15	3	2d
5	Syracuse	Big East (7)	L	24	8	.750	2	1	26	9	.743	12	6	1st
7	Temple	Atlantic 10 (E)	L	21	8	.724	0	1	21	9	.700	13	3	1st
8	Tennessee	Southeastern (E)	L	20	8	.714	0	1	20	9	.690	9	7	3d
5	TCU	Western Athletic (P)	L	27	5	.844	0	1	27	6	.818	14	0	1st
6	UCLA	Pacific-10	L	22	8	.733	2	1	24	9	.727	12	6	3d
3	Utah	Western Athletic (M)	L	25	3	.893	5	1	30	4	.882	12	2	1st
13	Utah St.	Big West (E)	Q	25	7	.781	0	1	25	8	.758	13	3	1st
13	Valparaiso	Mid-Continent	Q	21	9	.700	2	1	23	10	.697	13	3	1st
11	Washington	Pacific-10	L	18	9	.667	2	1	20	10	.667	11	7	4th
10	West Virginia	Big East (6)	L	22	8	.733	2	1	24	9	.727	11	7	3d
11	Western Mich.	Mid-American (W)	L	20	7	.741	1	1	21	8	.724	14	4	T1st
6	Xavier	Atlantic 10 (W)	Q	22	7	.759	0	1	22	8	.733	11	5	T1st

1999 Tournament				Pre-Tourney			Tourney		Final			Conf.		
Seed	School	Conference	How	W	L	Pct.	W	L	W	L	Pct.	W	L	Fin.
12	UAB	Conference USA (N)	L	20	11	.645	0	1	20	12	.625	10	6	1st
15	Alcorn St.	Southwestern	Q	23	6	.793	0	1	23	7	.767	14	2	1st
4	Arizona	Pacific-10	L	22	6	.786	0	1	22	7	.759	13	5	2d
4	Arkansas	Southeastern (W)	L	22	10	.688	1	1	23	11	.676	9	7	2d
15	Arkansas St.	Sun Belt	Q	18	11	.621	0	1	18	12	.600	9	5	2d
1	Auburn	Southeastern (W)	L	27	3	.900	2	1	29	4	.879	14	2	1st
3	Cincinnati	Conference USA (A)	L	26	5	.839	1	1	27	6	.818	12	4	1st
8	Col. of Charleston	Southern (S)	Q	28	2	.933	0	1	28	3	.903	16	0	1st
5	Charlotte	Conference USA (A)	Q	22	10	.688	1	1	23	11	.676	10	6	T3d
1	Connecticut	Big East	Q	28	2	.933	6	0	34	2	.944	16	2	1st
10	Creighton	Missouri Valley	Q	21	8	.724	1	1	22	9	.710	11	7	T2d
13	Delaware	America East	Q	25	5	.833	0	1	25	6	.806	15	3	T1st
12	Detroit	Midwestern	Q	24	5	.828	1	1	25	6	.806	12	2	1st
1	Duke	Atlantic Coast	Q	32	1	.970	5	1	37	2	.949	16	0	1st
11	Evansville	Missouri Valley	L	23	9	.719	0	1	23	10	.697	13	5	1st
6	Florida	Southeastern (E)	L	20	8	.714	2	1	22	9	.710	10	6	3d
16	Florida A&M	Mid-Eastern	Q	12	18	.400	0	1	12	19	.387	8	11	8th
14	George Mason	Colonial	Q	19	10	.655	0	1	19	11	.633	13	3	1st
11	George Washington	Atlantic 10 (W)	L	20	8	.714	0	1	20	9	.690	13	3	1st
10	Gonzaga	West Coast	Q	25	6	.806	3	1	28	7	.800	12	2	1st
6	Indiana	Big Ten	L	22	10	.688	1	1	23	11	.676	9	7	T3d
5	Iowa	Big Ten	L	18	9	.667	2	1	20	10	.667	9	7	T3d
6	Kansas	Big 12	Q	22	9	.710	1	1	23	10	.697	11	5	T2d
11	Kent St.	Mid-American (E)	Q	23	6	.793	0	1	23	7	.767	13	5	2d
3	Kentucky	Southeastern (E)	Q	25	8	.758	3	1	28	9	.757	11	5	2d
15	Lafayette	Patriot	Q	22	7	.759	0	1	22	8	.733	10	2	1st
7	Louisville	Conference USA (A)	L	19	10	.655	0	1	19	11	.633	11	5	2d
2	Maryland	Atlantic Coast	L	26	5	.839	2	1	28	6	.824	13	3	2d
2	Miami (Fla.)	Big East	L	22	6	.786	1	1	23	7	.767	22	6	2d
10	Miami (Ohio)	Mid-American (E)	L	22	7	.759	2	1	24	8	.750	15	3	1st
1	Michigan St.	Big Ten	Q	29	4	.879	4	1	33	5	.868	15	1	1st
7	Minnesota	Big Ten	L	17	10	.630	0	1	17	11	.607	8	8	6th
9	Mississippi	Southeastern (W)	L	19	12	.613	1	1	20	13	.606	8	8	T3d
8	Missouri	Big 12	L	20	8	.714	0	1	20	9	.690	11	5	T2d
12	Missouri St.	Missouri Valley	L	20	10	.667	2	1	22	11	.667	11	7	T2d
16	Mt. St. Mary's	Northeast	Q	15	14	.517	0	1	15	15	.500	10	10	T5th
13	Murray St.	Ohio Valley	Q	27	5	.844	0	1	27	6	.818	16	2	1st
9	New Mexico	Western Athletic (P)	L	24	8	.750	1	1	25	9	.735	9	5	T2d
14	New Mexico St.	Big West (E)	Q	23	9	.719	0	1	23	10	.697	12	4	T1st
3	North Carolina	Atlantic Coast	L	24	9	.727	0	1	24	10	.706	10	6	3d
4	Ohio St.	Big Ten	L	23	8	.742	4	1	27	9	.750	12	4	2d
13	Oklahoma	Big 12	L	20	10	.667	2	1	22	11	.667	11	5	T2d
9	Oklahoma St.	Big 12	L	22	10	.688	1	1	23	11	.676	10	6	T5th
11	Penn	Ivy	Q	21	5	.808	0	1	21	6	.778	12	1	1st

THE TOURNAMENT FIELD

Seed	School	Conference	How	Pre-Tourney			Tourney		Final			Conf.		
				W	L	Pct.	W	L	W	L	Pct.	W	L	Fin.
10	Purdue	Big Ten	L	19	12	.613	2	1	21	13	.618	7	9	7th
12	Rhode Island	Atlantic 10 (E)	Q	20	12	.625	0	1	20	13	.606	10	6	2d
3	St. John's (N.Y.)	Big East	L	25	8	.758	3	1	28	9	.757	14	4	3d
14	Samford	Trans America	Q	24	5	.828	0	1	24	6	.800	15	1	1st
13	Siena	Metro Atlantic	Q	25	5	.833	0	1	25	6	.806	13	5	T1st
2	Stanford	Pacific-10	Q	25	6	.806	1	1	26	7	.788	15	3	1st
8	Syracuse	Big East	L	21	11	.656	0	1	21	12	.636	10	8	T4th
6	Temple	Atlantic 10 (E)	L	21	10	.677	3	1	24	11	.686	13	3	1st
4	Tennessee	Southeastern (E)	L	20	8	.714	1	1	21	9	.700	12	4	1st
7	Texas	Big 12	L	19	12	.613	0	1	19	13	.594	13	3	1st
16	Texas-San Antonio	Southland	Q	18	10	.643	0	1	18	11	.621	13	5	1st
9	Tulsa	Western Athletic (M)	L	22	9	.710	1	1	23	10	.697	9	5	T1st
5	UCLA	Pacific-10	L	22	8	.733	0	1	22	9	.710	12	6	3d
2	Utah	Western Athletic (P)	Q	27	4	.871	1	1	28	5	.848	14	0	1st
15	Valparaiso	Mid-Continent	Q	23	8	.742	0	1	23	9	.719	10	4	T1st
8	Villanova	Big East	L	21	10	.677	0	1	21	11	.656	10	8	T4th
7	Washington	Pacific-10	L	17	11	.607	0	1	17	12	.586	10	8	4th
14	Weber St.	Big Sky	Q	24	7	.774	1	1	25	8	.758	13	3	1st
16	Winthrop	Big South	Q	21	7	.750	0	1	21	8	.724	9	1	1st
5	Wisconsin	Big Ten	L	22	9	.710	0	1	22	10	.688	9	7	T3d

2000 Seed	Tournament School	Conference	How	Pre-Tourney			Tourney		Final			Conf.		
				W	L	Pct.	W	L	W	L	Pct.	W	L	Fin.
14	Appalachian St.	Southern (N)	Q	23	8	.742	0	1	23	9	.719	13	3	1st
1	Arizona	Pacific-10	Q	26	6	.813	1	1	27	7	.794	15	3	T1st
11	Arkansas	Southeastern (W)	Q	19	14	.576	0	1	19	15	.559	7	9	3rd
7	Auburn	Southeastern (W)	L	22	9	.719	1	1	24	10	.706	9	7	2nd
11	Ball St.	Mid-American (W)	Q	23	8	.733	0	1	22	9	.710	11	7	T1st
12	Butler	Midwestern	Q	23	7	.767	0	1	23	8	.742	12	2	1st
15	Central Conn. St.	Northeast	Q	25	5	.833	0	1	25	6	.806	15	3	1st
2	Cincinnati	Conference USA (A)	L	28	3	.903	1	1	29	4	.879	16	0	1st
5	Connecticut	Big East	L	24	9	.727	1	1	25	10	.714	10	6	T4th
10	Creighton	Missouri Valley	Q	23	9	.719	0	1	23	10	.697	11	7	4th
11	Dayton	Atlantic 10 (W)	L	22	8	.733	0	1	22	9	.710	11	5	1st
9	DePaul	Conference USA (A)	L	21	11	.656	0	1	21	12	.636	9	7	3rd
1	Duke	Atlantic Coast	Q	27	4	.871	2	1	29	5	.853	15	1	1st
5	Florida	Southeastern (E)	L	24	7	.774	5	1	29	8	.784	12	4	T1st
9	Fresno St.	Western Athletic	L	24	9	.727	0	1	24	10	.706	11	3	2nd
10	Gonzaga	West Coast	Q	24	8	.750	2	1	26	9	.743	10	3	2nd
14	Hofstra	America East	Q	24	6	.800	0	1	24	7	.774	16	2	1st
4	Illinois	Big Ten	L	21	9	.700	1	1	22	10	.688	11	5	4th
6	Indiana	Big Ten	L	20	8	.714	0	1	20	9	.690	10	6	5th
12	Indiana St.	Missouri Valley	L	22	9	.710	0	1	22	10	.688	14	4	1st
14	Iona	Metro Atlantic	Q	20	10	.667	0	1	20	11	.645	13	5	2nd
2	Iowa St.	Big 12	Q	29	4	.879	3	1	32	5	.865	14	2	1st
16	Jackson St.	Southwestern	Q	17	15	.531	0	1	17	16	.515	10	8	T4th
8	Kansas	Big 12	L	23	9	.719	1	1	24	10	.706	11	5	5th
5	Kentucky	Southeastern (E)	L	22	9	.710	1	1	23	10	.697	12	4	T1st
15	Lafayette	Patriot	Q	24	6	.800	0	1	24	7	.774	11	1	T1st
16	Lamar	Southland	Q	15	15	.500	0	1	15	16	.484	8	10	T6th
4	LSU	Southeastern (W)	L	26	5	.839	2	1	28	6	.824	12	4	1st
13	La-Lafayette	Sun Belt	Q	25	8	.758	0	1	25	9	.735	13	3	T1st
7	Louisville	Conference USA (A)	L	19	11	.633	0	1	19	12	.613	10	6	2nd
3	Maryland	Atlantic Coast	L	24	9	.727	1	1	25	10	.714	11	5	2nd
6	Miami (Fla.)	Big East	L	21	10	.677	2	1	23	11	.676	13	3	T1st
1	Michigan St.	Big Ten	Q	26	7	.788	6	0	32	7	.821	13	3	T1st
9	Missouri	Big 12	L	18	12	.600	0	1	18	13	.581	10	6	6th
10	UNLV	Mountain West	L	23	7	.767	0	1	23	8	.742	10	4	T1st
8	North Carolina	Atlantic Coast	L	18	13	.581	4	1	22	14	.611	9	7	T3rd
15	UNC Wilmington	Colonial	Q	18	12	.600	0	1	18	13	.581	8	8	4th
15	Northern Ariz.	Big Sky	Q	20	10	.667	0	1	20	11	.645	11	5	3rd
3	Ohio St.	Big Ten	L	22	6	.786	1	1	23	7	.767	13	3	T1st
3	Oklahoma	Big 12	L	26	6	.813	1	1	27	7	.794	12	4	T3rd
3	Oklahoma St.	Big 12	L	24	6	.800	3	1	27	7	.794	12	4	T3rd
7	Oregon	Pacific-10	L	22	7	.759	0	1	22	8	.733	13	5	3rd
13	Penn	Ivy	Q	21	7	.750	0	1	21	8	.724	14	0	1st
11	Pepperdine	West Coast	L	24	8	.750	1	1	25	9	.735	12	2	1st
6	Purdue	Big Ten	L	21	9	.700	3	1	24	10	.706	12	4	3rd
12	St. Bonaventure	Atlantic 10 (E)	L	21	9	.700	0	1	21	10	.677	11	5	2nd
2	St. John's (N.Y.)	Big East	Q	24	7	.774	1	1	25	8	.758	12	4	3rd
9	St. Louis	Conference USA (A)	Q	19	13	.594	0	1	19	14	.576	7	9	T5th
13	Samford	Trans America	Q	21	10	.677	0	1	21	11	.656	12	6	T3rd
10	Seton Hall	Big East	L	20	9	.690	2	1	22	10	.688	10	6	T4th
16	South Carolina St.	Mid-Eastern	Q	20	13	.606	0	1	20	14	.588	14	5	1st
13	Southeast Mo. St.	Ohio Valley	Q	24	6	.800	0	1	24	7	.774	14	4	T1st
1	Stanford	Pacific-10	L	26	3	.897	1	1	27	4	.871	15	3	T1st
4	Syracuse	Big East	L	24	5	.828	2	1	26	6	.813	13	3	T1st
2	Temple	Atlantic 10 (E)	Q	26	5	.839	1	1	27	6	.818	14	2	1st
4	Tennessee	Southeastern (E)	L	24	6	.800	2	1	26	7	.788	12	4	T1st
5	Texas	Big 12	L	23	8	.742	1	1	24	9	.727	13	3	2nd
7	Tulsa	Western Athletic	L	29	4	.879	3	1	32	5	.865	12	3	1st
6	UCLA	Pacific-10	L	19	11	.633	2	1	21	12	.636	10	8	T4th
8	Utah	Mountain West	L	22	8	.733	1	1	23	9	.719	10	4	T1st
12	Utah St.	Big West (E)	Q	28	5	.848	0	1	28	6	.824	16	0	1st
16	Valparaiso	Mid-Continent	Q	19	12	.613	0	1	19	13	.594	10	6	T2nd
14	Winthrop	Big South	Q	21	8	.724	0	1	21	9	.700	11	3	2nd
8	Wisconsin	Big Ten	L	18	13	.581	4	1	22	14	.611	8	8	6th

2001 Tournament			How	Pre-Tourney			Tourney		Final			Conf.		
Seed	School	Conference		W	L	Pct.	W	L	W	L	Pct.	W	L	Fin.
16	Alabama St.	Southwestern	Q	22	8	.733	0	1	22	9	.710	15	3	1st
2	Arizona	Pacific 10	L	23	7	.767	5	1	28	8	.778	15	3	2d
7	Arkansas	Southeastern (W)	L	20	10	.667	0	1	20	11	.645	10	6	2d
3	Boston College	Big East (E)	Q	26	4	.867	1	1	27	5	.844	13	3	1st
12	Brigham Young	Mountain West	Q	24	8	.750	0	1	24	9	.727	10	4	T1st
10	Butler	Midwestern	Q	23	7	.767	1	1	24	8	.750	11	3	1st
8	California	Pacific 10	L	20	10	.667	0	1	20	11	.645	11	7	T4th
13	Cal St. Northridge	Big Sky	Q	22	9	.710	0	1	22	10	.688	13	3	1st
9	Charlotte	Conference USA (A)	Q	21	10	.677	1	1	22	11	.667	10	6	2d
5	Cincinnati	Conference USA (A)	L	23	9	.719	2	1	25	10	.714	11	5	1st
10	Creighton	Missouri Valley	L	24	7	.774	0	1	24	8	.750	14	4	1st
1	Duke	Atlantic Coast	Q	29	4	.879	6	0	35	4	.897	13	3	T1st
15	Eastern Ill.	Ohio Valley	Q	21	9	.700	0	1	21	10	.677	11	5	T2d
3	Florida	Southeastern (E)	L	23	6	.793	1	1	24	7	.774	12	4	T1st
9	Fresno St.	Western Athletic	L	25	6	.806	1	1	26	7	.788	13	3	1st
14	George Mason	Colonial	Q	18	11	.621	0	1	18	12	.600	11	5	T2d
10	Georgetown	Big East (W)	L	23	7	.767	2	1	25	8	.758	9	6	T2d
8	Georgia	Southeastern (E)	L	16	14	.533	0	1	16	15	.516	9	7	3d
11	Georgia St.	Trans America	Q	28	4	.875	1	1	29	5	.853	16	2	1st
8	Georgia Tech	Atlantic Coast	L	17	12	.586	0	1	17	13	.567	8	8	T5th
12	Gonzaga	West Coast	Q	24	6	.800	2	1	26	7	.788	13	1	1st
15	Hampton	Mid-Eastern	Q	24	6	.800	1	1	25	7	.781	14	4	T1st
12	Hawaii	Western Athletic	Q	17	13	.567	0	1	17	14	.548	8	8	T5th
13	Hofstra	America East	Q	26	4	.867	0	1	26	5	.839	16	2	1st
15	Holy Cross	Patriot	Q	22	7	.759	0	1	22	8	.733	10	2	1st
1	Illinois	Big Ten	L	24	7	.774	3	1	27	8	.771	13	3	T1st
4	Indiana	Big Ten	L	21	12	.636	0	1	21	13	.618	10	6	4th
13	Indiana St.	Missouri Valley	Q	21	11	.656	1	1	22	12	.647	10	8	T4th
14	Iona	Metro Atlantic	Q	22	10	.688	0	1	22	11	.667	12	6	T1st
7	Iowa	Big Ten	Q	22	11	.667	1	1	23	12	.657	7	9	T6th
2	Iowa St.	Big 12	L	25	5	.833	0	1	25	6	.806	13	3	1st
4	Kansas	Big 12	L	24	6	.800	2	1	26	7	.788	12	4	T2d
13	Kent St.	Mid-American (E)	Q	23	9	.719	1	1	24	10	.706	13	5	1st
2	Kentucky	Southeastern (E)	Q	22	9	.710	2	1	24	10	.706	12	4	T1st
3	Maryland	Atlantic Coast	L	21	10	.677	4	1	25	11	.694	10	6	3d
1	Michigan St.	Big Ten	L	24	4	.857	4	1	28	5	.848	13	3	T1st
3	Mississippi	Southeastern (W)	L	25	7	.781	2	1	27	8	.771	11	5	1st
9	Missouri	Big 12	L	19	12	.613	1	1	20	13	.606	9	7	6th
16	Monmouth	Northeast	Q	21	9	.700	0	1	21	10	.677	15	5	2d
2	North Carolina	Atlantic Coast	L	25	6	.806	1	1	26	7	.788	13	3	T1st
16	UNC Greensboro	Southern (N)	Q	19	11	.633	0	1	19	12	.613	10	6	2d
16	Northwestern St.	Southland	Q	18	12	.600	1	1	19	13	.594	11	9	T4th
6	Notre Dame	Big East (W)	L	19	9	.679	1	1	20	10	.667	11	5	1st
5	Ohio St.	Big Ten	L	20	10	.667	0	1	20	11	.645	11	5	3d
4	Oklahoma	Big 12	Q	26	6	.813	0	1	26	7	.788	12	4	T2d
11	Oklahoma St.	Big 12	L	20	9	.690	0	1	20	10	.667	10	6	5th
7	Penn St.	Big Ten	L	19	11	.633	2	1	21	12	.636	7	9	T6th
15	Princeton	Ivy	Q	16	10	.615	0	1	16	11	.593	11	3	1st
10	Providence	Big East (E)	L	21	9	.700	0	1	21	10	.677	11	5	2d
9	St. Joseph's	Atlantic 10	L	25	6	.806	1	1	26	7	.788	14	2	1st
6	Southern California	Pacific 10	L	21	9	.700	3	1	24	10	.706	11	7	T4th
14	Southern Utah	Mid-Continent	Q	25	5	.833	0	1	25	6	.806	13	3	T1st
1	Stanford	Pacific 10	Q	28	2	.933	3	1	31	3	.912	16	2	1st
5	Syracuse	Big East (W)	L	24	8	.750	1	1	25	9	.735	9	6	T2d
11	Temple	Atlantic 10	Q	21	12	.636	3	1	24	13	.618	12	4	T2d
8	Tennessee	Southeastern (E)	L	22	10	.688	0	1	22	11	.667	8	8	4th
6	Texas	Big 12	L	25	8	.758	0	1	25	9	.735	12	4	T2d
4	UCLA	Pacific 10	L	21	8	.724	2	1	23	9	.719	14	4	3d
12	Utah St.	Big West	Q	27	5	.844	1	1	28	6	.824	13	3	2d
5	Virginia	Atlantic Coast	L	20	8	.714	0	1	20	9	.690	9	7	4th
7	Wake Forest	Atlantic Coast	L	19	10	.655	0	1	19	11	.633	8	8	T5th
14	Western Ky.	Sun Belt (E)	Q	24	6	.800	0	1	24	7	.774	14	2	1st
-	Winthrop	Big South	Q	18	12	.600	0	1	18	13	.581	11	3	2d
6	Wisconsin	Big Ten	L	18	10	.643	0	1	18	11	.621	9	7	5th
11	Xavier	Atlantic 10	L	21	7	.750	0	1	21	8	.724	12	4	T2d

2002 Tournament			How	Pre-Tourney			Tourney		Final			Conf.		
Seed	School	Conference		W	L	Pct.	W	L	W	L	Pct.	W	L	Fin.
2	Alabama	Southeastern (W)	L	26	7	.788	1	1	27	8	.771	12	4	1st
-	Alcorn St.	Southwestern	Q	21	9	.700	0	1	21	10	.677	16	2	1st
3	Arizona	Pacific 10	Q	22	9	.710	2	1	24	10	.706	12	6	T2d
11	Boston College	Big East (E)	L	20	11	.645	0	1	20	12	.625	8	8	4th
16	Boston U.	America East	Q	22	9	.710	0	1	22	10	.688	13	3	T1st
6	California	Pacific 10	L	22	8	.733	1	1	23	9	.719	12	6	T2d
14	Central Conn. St.	Northeast	Q	27	4	.871	0	1	27	5	.844	19	1	1st
9	Charlotte	Conference USA (A)	L	18	11	.621	0	1	18	12	.600	11	5	3d
1	Cincinnati	Conference USA (A)	Q	30	3	.909	1	1	31	4	.886	14	2	1st
2	Connecticut	Big East (E)	Q	24	6	.800	3	1	27	7	.794	13	3	1st
12	Creighton	Missouri Valley	Q	22	8	.733	1	1	23	9	.719	14	4	T1st
13	Davidson	Southern	Q	21	9	.700	0	1	21	10	.677	11	5	T1st
1	Duke	Atlantic Coast	Q	29	3	.906	2	1	31	4	.886	13	3	2d
15	Fla. Atlantic	Atlantic Sun	Q	19	11	.633	0	1	19	12	.613	13	7	T3d
5	Florida	Southeastern (E)	L	22	8	.733	0	1	22	9	.710	10	6	T1st
3	Georgia	Southeastern (E)	L	21	9	.700	1	1	22	10	.688	10	6	T1st
6	Gonzaga	West Coast	Q	29	3	.906	0	1	29	4	.879	13	1	T1st
15	Hampton	Mid-Eastern	Q	25	6	.806	0	1	25	7	.781	16	1	1st
10	Hawaii	Western Athletic	Q	27	5	.844	0	1	27	6	.818	15	3	T1st
16	Holy Cross	Patriot	Q	18	14	.563	0	1	18	15	.545	9	5	2d
15	Ill.-Chicago	Horizon	Q	20	13	.606	0	1	20	14	.588	8	8	6th
4	Illinois	Big Ten	L	24	8	.750	2	1	26	9	.743	11	5	T1st
5	Indiana	Big Ten	L	20	11	.645	5	1	25	12	.676	11	5	T1st

THE TOURNAMENT FIELD

2002 Tournament			How	Pre-Tourney			Tourney		Final			Conf.		
Seed	School	Conference		W	L	Pct.	W	L	W	L	Pct.	W	L	Fin.
1	Kansas	Big 12	L	29	3	.906	4	1	33	4	.892	16	0	1st
10	Kent St.	Mid-American (E)	Q	27	5	.844	3	1	30	6	.833	17	1	1st
4	Kentucky	Southeastern (E)	L	20	9	.690	2	1	22	10	.688	10	6	T1st
5	Marquette	Conference USA (A)	L	26	6	.813	0	1	26	7	.788	13	3	2d
1	Maryland	Atlantic Coast	L	26	4	.867	6	0	32	4	.889	15	1	1st
14	McNeese St.	Southland	Q	21	8	.724	0	1	21	9	.700	17	3	1st
5	Miami (Fla.)	Big East (E)	L	24	7	.774	0	1	24	8	.750	10	6	2d
10	Michigan St.	Big Ten	L	19	11	.633	0	1	19	12	.613	10	6	5th
9	Mississippi	Southeastern (W)	L	20	10	.667	0	1	20	11	.645	9	7	3d
3	Mississippi St.	Southeastern (W)	Q	26	7	.788	1	1	27	8	.771	10	6	2d
12	Missouri	Big 12	L	21	11	.656	3	1	24	12	.667	9	7	6th
15	Montana	Big Sky	Q	16	14	.533	0	1	16	15	.516	7	7	T4th
14	Murray St.	Ohio Valley	Q	19	12	.613	0	1	19	13	.594	10	6	3d
7	North Carolina St.	Atlantic Coast	L	22	10	.688	1	1	23	11	.676	9	7	T3d
8	Notre Dame	Big East (W)	L	21	10	.677	1	1	22	11	.667	10	6	2d
4	Ohio St.	Big Ten	Q	23	7	.767	1	1	24	8	.750	11	5	T1st
2	Oklahoma	Big 12	Q	27	4	.871	4	1	31	5	.861	13	3	2d
7	Oklahoma St.	Big 12	L	23	8	.742	0	1	23	9	.719	10	6	T3d
2	Oregon	Pacific 10	L	23	8	.742	3	1	26	9	.743	14	4	1st
11	Penn	Ivy	Q	25	6	.806	0	1	25	7	.781	11	3	T1st
10	Pepperdine	West Coast	L	22	8	.733	0	1	22	9	.710	13	1	T1st
3	Pittsburgh	Big East (W)	L	27	5	.844	2	1	29	6	.829	13	3	1st
13	San Diego St.	Mountain West	Q	21	11	.656	0	1	21	12	.636	7	7	T4th
16	Siena	Metro Atlantic	Q	16	18	.471	1	1	17	19	.472	9	9	T6th
4	Southern California	Pacific 10	L	22	9	.710	0	1	22	10	.688	12	6	T2d
11	Southern Ill.	Missouri Valley	L	26	7	.788	2	1	28	8	.778	14	4	T1st
9	St. John's (N.Y.)	Big East (E)	L	20	11	.645	0	1	20	12	.625	9	7	3d
8	Stanford	Pacific 10	L	19	9	.679	1	1	20	10	.667	12	6	T2d
6	Texas	Big 12	L	20	11	.645	2	1	22	12	.647	10	6	T3d
6	Texas Tech	Big 12	L	23	8	.742	0	1	23	9	.719	10	6	T3d
12	Tulsa	Western Athletic	L	26	6	.813	1	1	27	7	.794	15	3	T1st
14	UC Santa Barb.	Big West	Q	20	10	.667	0	1	20	11	.645	11	7	T3d
8	UCLA	Pacific 10	L	19	11	.633	2	1	21	12	.636	11	7	6th
13	UNC Wilmington	Colonial	Q	22	9	.710	1	1	23	10	.697	14	4	1st
12	Utah	Mountain West	L	21	8	.724	0	1	21	9	.700	10	4	2d
13	Valparaiso	Mid-Continent	Q	25	7	.781	0	1	25	8	.758	12	2	1st
7	Wake Forest	Atlantic Coast	L	20	12	.625	1	1	21	13	.618	9	7	T3d
9	Western Ky.	Sun Belt (E)	Q	28	3	.903	0	1	28	4	.875	13	1	1st
16	Winthrop	Big South	Q	19	11	.633	0	1	19	12	.613	10	4	T1st
8	Wisconsin	Big Ten	L	18	12	.600	1	1	19	13	.594	11	5	T1st
11	Wyoming	Mountain West	L	21	8	.724	1	1	22	9	.710	11	3	1st
7	Xavier	Atlantic 10 (W)	Q	25	5	.833	1	1	26	6	.813	14	2	1st
2003 Tournament			How	Pre-Tourney			Tourney		Final			Conf.		
Seed	School	Conference		W	L	Pct.	W	L	W	L	Pct.	W	L	Fin.
10	Alabama	Southeastern (W)	L	17	11	.607	0	1	17	12	.586	7	9	4th
1	Arizona	Pacific-10	L	25	3	.893	3	1	28	4	.875	17	1	1st
10	Arizona St.	Pacific-10	L	19	11	.633	1	1	20	12	.625	11	7	4th
10	Auburn	Southeastern (W)	L	20	11	.645	2	1	22	12	.647	8	8	T2nd
13	Austin Peay	Ohio Valley	Q	23	7	.767	0	1	23	8	.742	13	3	T1st
12	Brigham Young	Mountain West	L	23	8	.742	0	1	23	9	.719	11	3	T1st
12	Butler	Horizon	L	25	5	.833	2	1	27	6	.818	14	2	1st
8	California	Pacific-10	L	21	8	.724	1	1	22	9	.710	13	5	3rd
11	Central Mich.	Mid-American (W)	Q	24	6	.800	1	1	25	7	.781	14	4	1st
8	Cincinnati	Conference USA (A)	L	17	11	.607	0	1	17	12	.586	9	7	T3rd
10	Colorado	Big 12	L	20	11	.645	0	1	20	12	.625	9	7	T5th
14	Colorado St.	Mountain West	Q	19	13	.594	0	1	19	14	.576	5	9	6th
5	Connecticut	Big East (E)	L	21	9	.700	2	1	23	10	.697	10	6	T1st
6	Creighton	Missouri Valley	Q	29	4	.879	0	1	29	5	.853	15	3	2nd
4	Dayton	Atlantic 10 (W)	Q	24	5	.828	0	1	24	6	.800	14	2	2nd
3	Duke	Atlantic Coast	Q	24	6	.800	2	1	26	7	.788	11	5	T2nd
15	East Tenn. St.	Southern (N)	Q	20	10	.667	0	1	20	11	.645	11	5	T1st
2	Florida	Southeastern (E)	L	24	7	.774	1	1	25	8	.758	12	4	2nd
9	Gonzaga	West Coast	L	23	8	.742	1	1	24	9	.727	12	2	1st
14	Holy Cross	Patriot	Q	26	4	.867	0	1	26	5	.839	13	1	1st
4	Illinois	Big Ten	Q	24	6	.800	1	1	25	7	.781	11	5	2nd
7	Indiana	Big Ten	L	20	12	.625	1	1	21	13	.618	8	8	T6th
16	IUPUI	Mid-Continent	Q	20	13	.606	0	1	20	14	.588	10	4	T2nd
2	Kansas	Big 12	L	25	7	.781	5	1	30	8	.789	14	2	1st
1	Kentucky	Southeastern (E)	Q	29	3	.906	3	1	32	4	.889	16	0	1st
4	Louisville	Conference USA (A)	Q	24	6	.800	1	1	25	7	.781	11	5	2nd
8	LSU	Southeastern (W)	L	21	10	.677	0	1	21	11	.656	8	8	T2nd
14	Manhattan	Metro Atlantic	Q	23	6	.793	0	1	23	7	.767	14	4	1st
3	Marquette	Conference USA (A)	L	23	5	.821	4	1	27	6	.818	14	2	1st
6	Maryland	Atlantic Coast	L	19	9	.679	2	1	21	10	.677	11	5	T2nd
7	Memphis	Conference USA (N)	L	23	6	.793	0	1	23	7	.767	13	3	1st
7	Michigan St.	Big Ten	L	19	12	.613	3	1	22	13	.629	10	6	T3rd
5	Mississippi St.	Southeastern (W)	L	21	9	.700	0	1	21	10	.677	9	7	1st
6	Missouri	Big 12	L	21	10	.677	1	1	22	11	.667	9	7	T5th
9	North Carolina St.	Atlantic Coast	L	18	12	.600	0	1	18	13	.581	9	7	4th
5	Notre Dame	Big East (W)	L	22	9	.710	2	1	24	10	.706	10	6	T3rd
1	Oklahoma	Big 12	Q	24	6	.800	3	1	27	7	.794	12	4	3rd
6	Oklahoma St.	Big 12	L	21	9	.700	1	1	22	10	.688	10	6	4th
8	Oregon	Pacific-10	Q	23	9	.719	0	1	23	10	.697	10	8	5th
11	Penn	Ivy	Q	22	5	.815	0	1	22	6	.786	14	0	1st
2	Pittsburgh	Big East (W)	Q	26	4	.867	2	1	28	5	.848	13	3	T1st
9	Purdue	Big Ten	L	18	10	.643	1	1	19	11	.633	10	6	T3rd
15	Sam Houston St.	Southland	Q	23	6	.793	0	1	23	7	.767	17	3	1st
13	San Diego	West Coast	Q	18	11	.621	0	1	18	12	.600	10	4	2nd

2003 Tournament			How	Pre-Tourney			Tourney		Final			Conf.		
Seed	School	Conference		W	L	Pct.	W	L	W	L	Pct.	W	L	Fin.
16	South Carolina St.	Mid-Eastern	Q	20	10	.667	0	1	20	11	.645	15	3	1st
11	Southern Ill.	Missouri Valley	L	24	6	.800	0	1	24	7	.774	16	2	1st
7	St. Joseph's	Atlantic 10 (E)	L	23	6	.793	0	1	23	7	.767	12	4	1st
4	Stanford	Pacific-10	L	23	8	.742	1	1	24	9	.727	14	4	2nd
3	Syracuse	Big East (W)	L	24	5	.828	6	0	30	5	.857	13	3	T1st
1	Texas	Big 12	L	22	6	.786	4	1	26	7	.788	13	3	2nd
-	Texas Southern	Southwestern	Q	18	12	.600	0	1	18	13	.581	11	7	T3rd
14	Troy	Atlantic Sun (S)	Q	26	5	.839	0	1	26	6	.813	14	2	T1st
13	Tulsa	Western Athletic	Q	22	9	.710	1	1	23	10	.697	12	6	2nd
16	UNC Asheville	Big South	Q	14	16	.467	1	1	15	17	.469	11	3	1st
11	UNC Wilmington	Colonial	Q	24	6	.800	0	1	24	7	.774	15	3	1st
9	Utah	Mountain West	L	24	7	.774	1	1	25	8	.758	11	3	T1st
15	Utah St.	Big West	Q	24	8	.750	0	1	24	9	.727	12	6	3rd
16	Vermont	America East	Q	21	11	.656	0	1	21	12	.636	11	5	2nd
15	Wagner	Northeast	Q	21	10	.677	0	1	21	11	.656	14	4	1st
2	Wake Forest	Atlantic Coast	L	24	5	.828	1	1	25	6	.806	13	3	1st
12	Weber St.	Big Sky	Q	26	5	.839	0	1	26	6	.813	14	0	1st
13	Western Ky.	Sun Belt (E)	Q	24	8	.750	0	1	24	9	.727	12	2	1st
12	Wis.-Milwaukee	Horizon	Q	24	7	.774	0	1	24	8	.750	13	3	2nd
5	Wisconsin	Big Ten	L	22	7	.759	2	1	24	8	.750	12	4	1st
3	Xavier	Atlantic 10 (W)	L	25	5	.833	1	1	26	6	.813	15	1	1st
2004 Tournament			How	Pre-Tourney			Tourney		Final			Conf.		
Seed	School	Conference		W	L	Pct.	W	L	W	L	Pct.	W	L	Fin.
11	Air Force	Mountain West	L	22	6	.786	0	1	22	7	.759	12	2	1st
8	Alabama	Southeastern (W)	L	17	12	.586	3	1	20	13	.606	8	8	T2d
16	Alabama St.	Southwestern	Q	16	14	.533	0	1	16	15	.516	11	7	2d
9	Arizona	Pacific-10	L	20	9	.690	0	1	20	10	.667	11	7	3rd
6	Boston College	Big East	L	23	9	.719	1	1	24	10	.706	10	6	T5th
12	Brigham Young	Mountain West	L	21	8	.724	0	1	21	9	.700	12	4	2d
9	Charlotte	Conference USA	L	21	8	.724	0	1	21	9	.700	12	4	T1st
4	Cincinnati	Conference USA	Q	24	6	.800	1	1	25	7	.781	12	4	T1st
2	Connecticut	Big East	Q	27	6	.818	6	0	33	6	.846	12	4	2d
10	Dayton	Atlantic 10 (W)	L	24	8	.750	0	1	24	9	.727	12	4	1st
7	DePaul	Conference USA	L	21	9	.700	1	1	22	10	.688	12	4	T1st
1	Duke	Atlantic Coast	L	27	5	.844	4	1	31	6	.838	13	3	1st
13	East Tenn. St.	Southern (N)	Q	27	5	.844	0	1	27	6	.818	15	1	1st
15	Eastern Wash.	Big Sky	Q	17	12	.586	0	1	17	13	.567	11	3	1st
5	Florida	Southeastern (E)	L	20	10	.667	0	1	20	11	.645	9	7	2d
16	Florida A&M	Mid-Eastern	Q	14	16	.467	1	1	15	17	.469	10	8	T5th
3	Georgia Tech	Atlantic Coast	L	23	9	.719	5	1	28	10	.737	9	7	T3d
2	Gonzaga	West Coast	Q	27	2	.931	1	1	28	3	.903	14	0	1st
13	Ill.-Chicago	Horizon	Q	24	7	.774	0	1	24	8	.750	12	4	2d
5	Illinois	Big Ten	L	24	6	.800	2	1	26	7	.788	13	3	1st
4	Kansas	Big 12	L	21	8	.724	3	1	24	9	.727	12	4	T2d
1	Kentucky	Southeastern (E)	Q	26	4	.867	1	1	27	5	.844	13	3	1st
14	La.-Lafayette	Sun Belt (W)	Q	20	8	.714	0	1	20	9	.690	12	3	1st
-	Lehigh	Patriot	Q	20	10	.667	0	1	20	11	.645	10	4	T1st
16	Liberty	Big South	Q	18	14	.563	0	1	18	15	.545	12	4	T1st
10	Louisville	Conference USA	L	20	9	.690	0	1	20	10	.667	9	7	6th
12	Manhattan	Metro Atlantic	Q	24	5	.828	1	1	25	6	.806	16	2	1st
4	Maryland	Atlantic Coast	Q	19	11	.633	1	1	20	12	.625	7	9	6th
7	Memphis	Conference USA	L	21	7	.750	1	1	22	8	.733	12	4	T1st
7	Michigan St.	Big Ten	L	18	11	.621	0	1	18	12	.600	12	4	T2d
2	Mississippi St.	Southeastern (W)	L	25	3	.893	1	1	26	4	.867	14	2	1st
15	Monmouth	Northeast	Q	21	11	.656	0	1	21	12	.636	12	6	T1st
12	Murray St.	Ohio Valley	Q	28	5	.848	0	1	28	6	.824	14	2	2d
10	Nevada	Western Athletic	Q	23	8	.742	2	1	25	9	.735	13	5	T1st
6	North Carolina	Atlantic Coast	L	18	10	.643	1	1	19	11	.633	8	8	5th
3	North Carolina St.	Atlantic Coast	L	20	9	.690	1	1	21	10	.677	11	5	2nd
14	UNL	Missouri Valley	Q	21	9	.700	0	1	21	10	.677	12	6	T2d
2	Oklahoma St.	Big 12	Q	27	3	.900	4	1	31	4	.886	14	2	1st
12	Pacific	Big West	Q	24	7	.774	1	1	25	8	.758	17	1	T1st
3	Pittsburgh	Big East	L	29	4	.879	2	1	31	5	.861	13	3	1st
14	Princeton	Ivy	Q	20	7	.741	0	1	20	8	.714	13	1	1st
5	Providence	Big East	L	20	8	.714	0	1	20	9	.690	11	5	T3d
11	Richmond	Atlantic 10 (W)	L	20	12	.625	0	1	20	13	.606	10	6	T3d
8	Seton Hall	Big East	L	20	9	.690	1	1	21	10	.677	10	6	T5th
10	South Carolina	Southeastern (E)	L	23	10	.697	0	1	23	11	.676	8	8	T3d
9	Southern Ill.	Missouri Valley	L	25	4	.862	0	1	25	5	.833	17	1	1st
1	St. Joseph's	Atlantic 10 (E)	L	27	1	.964	3	1	30	2	.938	16	0	1st
1	Stanford	Pacific 10	Q	29	1	.967	1	1	30	2	.938	17	1	1st
5	Syracuse	Big East	L	21	7	.750	2	1	23	8	.742	11	5	T3d
3	Texas	Big 12	L	23	7	.767	2	1	25	8	.758	12	4	T2d
8	Texas Tech	Big 12	L	22	10	.688	1	1	23	11	.676	9	7	T5th
16	Texas-San Antonio	Southland	Q	19	13	.594	0	1	19	14	.576	11	5	T1st
9	UAB	Conference USA	L	20	9	.690	2	1	22	10	.688	12	4	T1st
14	UCF	Atlantic Sun	Q	25	5	.833	0	1	25	6	.806	17	3	2nd
11	Utah	Mountain West	Q	24	8	.750	0	1	24	9	.727	9	5	3d
13	UTEP	Western Athletic	L	24	7	.774	0	1	24	8	.750	13	5	T1st
13	Va. Commonwealth	Colonial	Q	23	7	.767	0	1	23	8	.742	14	4	1st
15	Valparaiso	Mid-Continent	Q	18	12	.600	0	1	18	13	.581	11	5	1st
6	Vanderbilt	Southeastern (E)	L	21	9	.700	2	1	23	10	.697	8	8	T3d
15	Vermont	America East	Q	22	8	.733	0	1	22	9	.710	15	3	2d
4	Wake Forest	Atlantic Coast	L	19	9	.679	2	1	21	10	.677	9	7	T3d
8	Washington	Pacific-10	L	19	11	.633	0	1	19	12	.613	12	6	2d
11	Western Mich.	Mid-American (W)	Q	26	4	.867	0	1	26	5	.839	15	3	1st
6	Wisconsin	Big Ten	Q	24	6	.800	1	1	25	7	.781	12	4	T2d
7	Xavier	Atlantic 10 (W)	Q	23	10	.697	3	1	26	11	.703	10	6	T3d

2005 Tournament		Conference	How	Pre-Tourney			Tourney		Final			Conf.		
Seed	School			W	L	Pct.	W	L	W	L	Pct.	W	L	Fin.
5	Alabama			Southeastern (W)	L	24	7	.774	0	1	24	8	.750	12
-	Alabama A&M	Southwestern	Q	18	13	.581	0	1	18	14	.563	12	6	1st
3	Arizona	Pacific-10	L	27	6	.818	3	1	30	7	.811	15	3	1st
4	Boston College	Big East	L	24	4	.857	1	1	25	5	.833	13	3	T1st
14	Bucknell	Patriot	Q	22	9	.710	1	1	23	10	.697	10	4	2d
7	Charlotte	Conference USA	L	21	7	.750	0	1	21	8	.724	12	4	T2d
15	Chattanooga	Southern	Q	20	10	.667	0	1	20	11	.645	10	6	1st
7	Cincinnati	Conference USA	L	24	7	.774	1	1	25	8	.758	12	4	T2d
2	Connecticut	Big East	L	22	7	.759	1	1	23	8	.742	13	3	T1st
10	Creighton	Missouri Valley	Q	23	10	.697	0	1	23	11	.676	11	7	T3d
16	Delaware St.	Mid-Eastern	Q	19	13	.594	0	1	19	14	.576	14	4	1st
1	Duke	Atlantic Coast	Q	25	5	.833	2	1	27	6	.818	11	5	3d
15	Eastern Ky.	Ohio Valley	Q	22	8	.733	0	1	22	9	.710	11	5	T2d
16	Fairleigh Dickinson	Northeast	Q	20	12	.625	0	1	20	13	.606	13	5	2d
4	Florida	Southeastern (E)	Q	23	7	.767	1	1	24	8	.750	12	4	2d
12	George Washington	Atlantic 10 (W)	Q	22	7	.759	0	1	22	8	.733	11	5	1st
5	Georgia Tech	Atlantic Coast	L	19	11	.633	1	1	20	12	.625	8	8	T4th
3	Gonzaga	West Coast	Q	25	4	.862	1	1	26	5	.839	12	2	1st
1	Illinois	Big Ten	Q	32	1	.970	5	1	37	2	.949	15	1	1st
10	Iowa	Big Ten	L	21	11	.656	0	1	21	12	.636	7	9	7th
9	Iowa St.	Big 12	L	18	11	.621	1	1	19	12	.613	9	7	T5th
3	Kansas	Big 12	L	23	6	.793	0	1	23	7	.767	12	4	T1st
2	Kentucky	Southeastern (E)	L	25	5	.833	3	1	28	6	.824	14	2	1st
13	La.-Lafayette	Sun Belt (E)	Q	20	10	.667	0	1	20	11	.645	11	4	2d
4	Louisville	Conference USA	Q	29	4	.879	4	1	33	5	.868	14	2	1st
6	LSU	Southeastern (W)	L	20	9	.690	0	1	20	10	.667	12	4	T1st
5	Michigan St.	Big Ten	L	22	6	.786	4	1	26	7	.788	13	3	2d
8	Minnesota	Big Ten	L	21	10	.677	0	1	21	11	.656	10	6	T4th
9	Mississippi St.	Southeastern (W)	L	22	10	.688	1	1	23	11	.676	9	7	3d
16	Montana	Big Sky	Q	18	12	.600	0	1	18	13	.581	9	5	T2d
9	Nevada	Western Athletic	L	24	6	.800	1	1	25	7	.781	16	2	1st
12	New Mexico	Mountain West	Q	26	6	.813	0	1	26	7	.788	10	4	2d
14	Niagara	Metro Atlantic	Q	20	9	.690	0	1	20	10	.667	13	5	T1st
1	North Carolina	Atlantic Coast	L	27	4	.871	6	0	33	4	.892	14	2	1st
11	UNI	Missouri Valley	L	21	10	.677	0	1	21	11	.656	11	7	T3d
10	North Carolina St.	Atlantic Coast	L	19	13	.594	2	1	21	14	.600	7	9	T6th
16	Oakland	Mid-Continent	Q	12	18	.400	1	1	13	19	.406	7	9	T5th
13	Ohio	Mid-American (E)	Q	21	10	.677	0	1	21	11	.656	11	7	T2d
3	Oklahoma	Big 12	L	24	7	.774	1	1	25	8	.758	12	4	T1st
2	Oklahoma St.	Big 12	Q	24	6	.800	2	1	26	7	.788	11	5	3d
12	Old Dominion	Colonial	L	28	5	.848	0	1	28	6	.824	15	3	1st
8	Pacific	Big West	L	26	3	.897	1	1	27	4	.871	18	0	1st
13	Penn.	Ivy	Q	20	8	.714	0	1	20	9	.690	13	1	1st
9	Pittsburgh	Big East	L	20	8	.714	0	1	20	9	.690	10	6	5th
15	Southeastern La.	Southland	Q	24	8	.750	0	1	24	9	.727	13	3	T1st
7	Southern Ill.	Missouri Valley	L	26	7	.788	1	1	27	8	.771	15	3	1st
10	St. Mary's (Cal.)	West Coast	L	25	8	.758	0	1	25	9	.735	11	3	2nd
8	Stanford	Pacific-10	L	18	12	.600	0	1	18	13	.581	11	7	T2d
4	Syracuse	Big East	Q	27	6	.818	0	1	27	7	.794	11	5	T3d
8	Texas	Big 12	L	20	10	.667	0	1	20	11	.645	9	7	T5th
6	Texas Tech	Big 12	L	20	10	.667	2	1	22	11	.667	10	6	4th
11	UAB	Conference USA	L	21	10	.677	1	1	22	11	.667	10	6	T5th
15	UCF	Atlantic Sun	Q	24	8	.750	0	1	24	9	.727	13	7	T1st
11	UCLA	Pacific-10	L	18	10	.643	0	1	18	11	.621	11	7	T3d
6	Utah	Mountain West	L	27	5	.844	2	1	29	6	.829	13	1	1st
14	Utah St.	Big West	Q	24	7	.774	0	1	24	8	.750	13	5	2nd
11	UTEP	Western Athletic	Q	27	7	.794	0	1	27	8	.771	14	4	2nd
13	Vermont	America East	Q	24	6	.800	1	1	25	7	.781	16	2	1st
5	Villanova	Big East	L	22	7	.759	2	1	24	8	.750	11	5	T3d
2	Wake Forest	Atlantic Coast	L	26	5	.839	1	1	27	6	.818	13	3	2d
1	Washington	Pacific-10	Q	27	5	.844	2	1	29	6	.829	14	4	2d
7	West Virginia	Big East	L	21	10	.677	3	1	24	11	.686	8	8	T7th
14	Winthrop	Big South	Q	27	5	.844	0	1	27	6	.818	15	1	1st
12	Wis.-Milwaukee	Horizon	Q	24	5	.828	2	1	26	6	.813	14	2	1st
6	Wisconsin	Big Ten	L	22	8	.733	3	1	25	9	.735	11	5	3d

2006 Tournament		Conference	How	Pre-Tourney			Tourney		Final			Conf.		
Seed	School			W	L	Pct.	W	L	W	L	Pct.	W	L	Fin.
13	Air Force			Mountain West	L	24	6	.800	0	1	24	7	.774	12
10	Alabama	Southeastern (W)	L	17	12	.586	1	1	18	13	.581	10	6	T2nd
16	Albany (N.Y.)	America East	Q	21	10	.677	0	1	21	11	.656	13	3	1st
8	Arizona	Pacific-10	L	19	12	.613	1	1	20	13	.606	11	7	T4th
8	Arkansas	Southeastern (W)	L	22	9	.710	0	1	22	10	.688	10	6	T2nd
15	Belmont	Atlantic Sun	Q	20	10	.667	0	1	20	11	.645	15	5	T1st
4	Boston College	Atlantic Coast	L	26	6	.813	2	1	28	7	.800	11	5	3rd
13	Bradley	Missouri Valley	L	20	10	.667	2	1	22	11	.667	11	7	T5th
9	Bucknell	Patriot	Q	26	4	.867	1	1	27	5	.844	14	0	1st
7	California	Pacific-10	L	20	10	.667	0	1	20	11	.645	12	6	3rd
1	Connecticut	Big East	L	27	3	.900	3	1	30	4	.882	14	2	T1st
15	Davidson	Southern (S)	Q	20	10	.667	0	1	20	11	.645	10	5	2nd
1	Duke	Atlantic Coast	Q	29	3	.906	2	1	31	4	.886	14	2	1st
3	Florida	Southeastern (E)	Q	27	6	.818	6	0	33	6	.846	10	6	2nd
11	George Mason	Colonial	L	23	7	.767	4	1	27	8	.771	15	3	T1st
8	George Washington	Atlantic 10	L	26	2	.929	1	1	27	3	.900	16	0	1st
7	Georgetown	Big East	L	21	9	.700	2	1	23	10	.697	10	6	T4th
3	Gonzaga	West Coast	Q	27	3	.900	2	1	29	4	.879	14	0	1st
-	Hampton	Mid-Eastern	Q	16	15	.516	0	1	16	16	.500	10	8	T5th
4	Illinois	Big Ten	L	25	6	.806	1	1	26	7	.788	11	5	T2nd
6	Indiana	Big Ten	L	18	11	.621	1	1	19	12	.613	9	7	T4th
13	Iona	Metro Atlantic	Q	23	7	.767	0	1	23	8	.742	13	5	2nd

2006 Seed	School	Conference	How	Pre-Tourney			Tourney		Final			Conf.		
				W	L	Pct.	W	L	W	L	Pct.	W	L	Fin.
3	Iowa	Big Ten	Q	24	8	.750	0	1	24	9	.727	11	5	T2nd
4	Kansas	Big 12	Q	24	7	.774	0	1	24	8	.750	13	3	T1st
12	Kent St.	Mid-American (E)	Q	25	8	.758	0	1	25	9	.735	15	3	1st
8	Kentucky	Southeastern (E)	L	21	12	.636	1	1	22	13	.629	9	7	3rd
4	LSU	Southeastern (W)	L	23	8	.742	4	1	27	9	.750	14	2	1st
7	Marquette	Big East	L	20	10	.667	0	1	20	11	.645	10	6	T4th
1	Memphis	Conference USA	Q	30	3	.909	3	1	33	4	.892	13	1	T1st
6	Michigan St.	Big Ten	L	22	11	.667	0	1	22	12	.647	8	8	T6th
16	Monmouth	Northeast	Q	18	14	.563	1	1	19	15	.559	12	6	3rd
12	Montana	Big Sky	Q	23	6	.793	1	1	24	7	.774	10	4	2nd
14	Murray St.	Ohio Valley	Q	24	6	.800	0	1	24	7	.774	17	3	1st
5	Nevada	Western Athletic	Q	27	5	.844	0	1	27	6	.818	13	3	1st
3	North Carolina	Atlantic Coast	L	22	7	.759	1	1	23	8	.742	12	4	2nd
10	North Carolina St.	Atlantic Coast	L	21	9	.700	1	1	22	10	.688	10	6	4th
14	Northwestern St.	Southland	Q	24	7	.774	1	1	25	8	.758	15	1	1st
2	Ohio St.	Big Ten	L	25	4	.862	1	1	26	5	.839	12	4	1st
6	Oklahoma	Big 12	L	20	8	.714	0	1	20	9	.690	11	5	3rd
16	Oral Roberts	Mid-Continent	Q	21	11	.656	0	1	21	12	.636	13	3	T1st
13	Pacific	Big West	Q	23	7	.767	0	1	23	8	.742	12	2	1st
15	Penn.	Ivy	Q	20	8	.714	0	1	20	9	.690	12	2	1st
5	Pittsburgh	Big East	L	24	7	.774	1	1	25	8	.758	10	6	T4th
11	San Diego St.	Mountain West	Q	24	8	.750	0	1	24	9	.727	13	3	1st
10	Seton Hall	Big East	L	18	11	.621	0	1	18	12	.600	9	7	7th
14	South Ala.	Sun Belt (W)	Q	24	6	.800	0	1	24	7	.774	12	3	1st
11	Southern Ill.	Missouri Valley	Q	22	10	.688	0	1	22	11	.667	12	6	T2nd
16	Southern U.	Southwestern	Q	19	12	.613	0	1	19	13	.594	15	3	1st
5	Syracuse	Big East	Q	23	11	.676	0	1	23	12	.657	7	9	T9th
2	Tennessee	Southeastern (E)	L	21	7	.750	1	1	22	8	.733	12	4	1st
2	Texas	Big 12	L	27	5	.844	3	1	30	6	.833	13	3	T1st
12	Texas A&M	Big 12	L	21	8	.724	1	1	22	9	.710	10	6	4th
9	UAB	Conference USA	L	24	6	.800	0	1	24	7	.774	12	2	2nd
2	UCLA	Pacific-10	Q	27	6	.818	5	1	32	7	.821	14	4	1st
9	UNC Wilmington	Colonial	Q	25	7	.781	0	1	25	8	.758	15	3	T1st
10	UNI	Missouri Valley	L	23	9	.719	0	1	23	10	.697	11	7	T5th
12	Utah St.	Western Athletic	L	23	8	.742	0	1	23	9	.719	11	5	T2nd
1	Villanova	Big East	L	25	4	.862	3	1	28	5	.848	14	2	T1st
5	Washington	Pacific-10	L	24	6	.800	2	1	26	7	.788	13	5	2nd
6	West Virginia	Big East	L	20	10	.667	2	1	22	11	.667	11	5	3rd
7	Wichita St.	Missouri Valley	L	24	8	.750	2	1	26	9	.743	14	4	1st
15	Winthrop	Big South	Q	23	7	.767	0	1	23	8	.742	13	3	1st
11	Wis.-Milwaukee	Horizon	Q	21	8	.724	1	1	22	9	.710	12	4	1st
9	Wisconsin	Big Ten	L	19	11	.633	0	1	19	12	.613	9	7	T4th
14	Xavier	Atlantic 10	Q	21	10	.677	0	1	21	11	.656	8	8	T7th

THE TOURNAMENT FIELD

Key to the Conferences and Their Histories:

(A)—American Division
 AAWU—Athletic Association of Western Universities (1960-68) Past name for Pacific-10
 America East (1980-present) Formerly ECAC North (1980-83), ECAC North Atlantic (1984-89) and North Atlantic (1990-96)
 American South (1988-91)
 Athletic Association of Western Universities—AAWU (1960-68) Past name for Pacific-10
 Atlantic Sun (1979-present) Formerly Trans America (1979-2001)
 Atlantic Coast (1954-present)
 Atlantic 10 (1977-present) Formerly Eastern Collegiate Basketball League (1977) and Eastern 8 (1978-82); also known as Eastern AA
 (B)—Blue Division
 Big East (1980-present)
 Big Eight (1908-96) Formerly Missouri Valley (1908-28), Big Six (1929-47) and Big Seven (1948-58)
 Big Five (1960-62) Past name for Pacific-10
 Big Nine (1947-48) Past name for Big Ten
 Big Seven (1938-43, 46-47) Past name for Mountain States
 Big Seven (1948-58) Past name for Big Eight
 Big Six (1929-47) Past name for Big Eight
 Big Six (1963) Past name for Pacific-10
 Big Sky (1964-present)
 Big South (1986-present)
 Big South (1895-present) Formerly Big Nine (1947-48); Also known as Intercollegiate Conference of Faculty Representatives and Western Intercollegiate
 Big 12 (1997-present)
 Big West (1970-present) Formerly Pacific Coast (1970-88)
 Border (1932-40, 42-62)
 Colonial (1983-present) Formerly ECAC South (1983-85)
 (E)—East or Eastern Division
 East Coast (1959-92, 94) Formerly Middle Atlantic (1959-74)
 Eastern AA (1979-82) Past name for Atlantic 10
 Eastern Collegiate Basketball League (1977-78) Past name for Atlantic 10
 Eastern 8 (1978-82) Past name for Atlantic 10
 Eastern Intercollegiate League—Also known as Ivy Group
 ECAC Metro (1975-81)
 ECAC Metro (1982-88) Past name for Northeast
 ECAC North (1980-83) Past name for America East
 ECAC North Atlantic (1984-89) Past name for America East
 ECAC South (1975-82)

ECAC South (1983-85) Past name for Colonial
 ECAC Upstate (1975-78)
 Florida Intercollegiate (1960) Non-Division I
 Great Midwest (1992-95)
 Gulf Star (1985-87)
 Horizon (1980-present) Formerly Midwestern (1980-2001)
 Indiana Collegiate (1962) Non-Division I
 Intercollegiate Conference of Faculty Representatives—Also known as Big Ten
 Ivy Group (1902-08, 11-18, 20-present) Also known as Eastern Intercollegiate League
 Kentucky Intercollegiate (1940) Non-Division I
 Little Three (1955) Non-Division I
 (M)—Mountain Division
 Metro (1976-95) Short for Metropolitan Collegiate
 Metro Atlantic (1982-present)
 Metropolitan Collegiate—See Metro
 Metropolitan New York (1943, 46-63)
 Mid-American (1947-present)
 Mid-Continent (1983-present)
 Mid-Eastern (1972-present)
 Middle Atlantic (1959-74) Past name for East Coast
 Midwestern (1980-2001) Past name for Horizon
 Missouri Valley (1908-present) Big Eight also claims Missouri Valley history from 1908-28
 Mountain States (1911-43, 46-62) Formerly Rocky Mountain (1911-37); also known as Big Seven (1938-43, 46-47), Skyline Six (1948-51) and Skyline Eight (1952-62)
 (N)—North or Northern Division; or National Division (Conference USA only)
 New Jersey-New York 7 (1977-79)
 North Atlantic (1990-96) Past name for America East
 Northeast (1982-present) Formerly ECAC Metro (1982-88)
 Ohio Valley (1949-present)
 (P)—Pacific Division
 Pacific Coast (1916-1959) Past name for Pacific-10
 Pacific Coast (1970-88) Past name for Big West
 Pacific 8 (1969-78) Past name for Pacific-10
 Pacific-10 (1916-17, 19-present) Formerly Pacific Coast (1916-1959), Big Five (1960-62), Big Six (1963), Athletic Association of Western Universities (AAWU) (1960-68) and Pacific 8 (1969-78)
 Patriot League (1991-present)
 President's Athletic (1956) Non-Division I
 (R)—Red Division
 Rocky Mountain (1911-37) Past name for Mountain States

Skyline Eight (1952-62) Past name for Mountain States
 Skyline Six (1948-51) Past name for Mountain States
 (S)—South or Southern Division
 Southeastern (1933-present)
 Southern (1922-present)
 Southland (1964-present)
 Southwest (1915-96)
 Southwestern (1978-present)
 Sun Belt (1977-present)
 Trans America (1979-2001) Past name for Atlantic Sun
 (W)—West or Western Division; or White Division (Conference USA only)
 West Coast (1953-present)
 Western Intercollegiate - Past name for Big Ten
 Western Athletic (1963-present)
 Western New York Little Three (1947-51, 53-58)
 Yankee (1938-43, 46-76)

Team Champions

Note: Known starters are marked with an asterisk (*).

1939 CHAMPIONSHIP GAME, March 27 at Evanston, IL OREGON 46, OHIO ST. 33




1939 Oregon—Front Row (left to right): Wally Johansen, Slim Wintermute, Bobby Anet, head coach Howard Hobson, Laddie Gale and John Dick. Back Row: Bob Hardy, Red McNeely, Jay Langston, Ford Mullen, Matt Pavalunas, athletic trainer Bob Officer, Ted Sarpola and Earl Sandness.

Oregon	FG	FT-A	PF	TP
Laddie Gale*	3	4-5	1	10
John Dick*	4	5-5	3	13
Slim Wintermute*	2	0-1	1	4
Bobby Anet*	4	2-3	3	10
Wally Johansen*	4	1-2	1	9
Matt Pavalunas	0	0-0	0	0
Ford Mullen	0	0-0	0	0
TOTALS	17	12-16	9	46
Ohio St.	FG	FT-A	PF	TP
Jimmy Hull*	5	2-4	2	12
Richard Baker*	0	0-0	0	0
John Schick*	1	0-0	1	2
Robert Lynch*	3	1-3	3	7
Jack Dawson*	1	0-0	4	2
Gilbert Mickelson	0	0-0	2	0
William Sattler	3	1-2	0	7
Richard Boughner	1	0-0	0	2
Charles Maag	0	0-0	0	0
Don Scott	0	1-1	1	1
Robert Stafford	0	0-0	0	0
TOTALS	14	5-10	13	33

Halftime: Oregon 21, Ohio St. 16. Officials: Lyle Clarno, John Getchell. Attendance: 5,500.

1940 CHAMPIONSHIP GAME, March 30 at Kansas City, MO INDIANA 60, KANSAS 42



1940 Indiana—Front Row (left to right): Jim Gridley, Herman Schaefer, Bob Dro, Marv Huffman, Jay McCreary, Paul Armstrong and Ralph Dorsey. Back Row: Head coach Branch McCracken, Chet Francis, Bill Menke, Andy Zimmer, Bob Menke and Ralph Graham.

Indiana	FG	FT-A	PF	TP
Herman Schaefer	4	1-1	1	9
Jay McCreary	6	0-0	2	12
Paul Armstrong	4	2-3	3	10
Jim Gridley	0	0-0	0	0
Bob Menke	0	0-0	0	0
Bill Menke	2	1-2	3	5
Marv Huffman	5	2-3	4	12
Andy Zimmer	2	1-1	1	5
Bob Dro	3	1-1	4	7
Ralph Dorsey	0	0-0	0	0
Chet Francis	0	0-0	1	0
TOTALS	26	8-11	19	60
Kansas	FG	FT-A	PF	TP
Donald Ebling	1	2-5	0	4
Thomas Hunter	0	1-1	0	1
Howard Engleman	5	2-3	3	12
William Hogben	2	0-0	0	4
Bob Allen	5	3-4	3	13
John Kline	0	0-0	0	0
Ralph Miller	0	2-2	4	2
Bruce Voran	0	1-2	0	1
Dick Harp	2	1-3	1	5
Jack Sands	0	0-0	0	0
Wallace Johnson	0	0-0	0	0
TOTALS	15	12-20	11	42

Halftime: Indiana 32, Kansas 19. Technical foul: McCreary. Officials: Gil MacDonald, Ted O'Sullivan. Attendance: 10,000.

1941 CHAMPIONSHIP GAME, March 29 at Kansas City, MO WISCONSIN 39, WASHINGTON ST. 34

Wisconsin	FG-A	FT-A	PF	TP
John Kotz	5	2-3	2	12
Charles Epperson	2	0-0	3	4
Gene Englund	5	3-4	2	13
Don Timmerman	1	0-0	1	2
Ted Strain	0	2-2	1	2
Bob Alwin	1	0-0	0	2
Fred Rehm	2	0-1	2	4
Warren Schrage	0	0-0	1	0
TOTALS	16-63	7-10	12	39
Washington St.	FG-A	FT-A	PF	TP
Dale Gentry	0	1-2	1	1
Vern Butts	1	1-1	1	3
John Hooper	0	0-0	0	0
Paul Lindemann	0	3-4	1	3
Jim Zimmerman	0	0-0	0	0
Kirk Gebert	10-24	1-2	1	21
Owen Hunt	0	0-0	0	0
Ray Sundquist	2	0-1	3	4
Marv Gilberg	1	0-2	1	2
TOTALS	14-65	6-12	8	34

Halftime: Wisconsin 21, Washington St. 17. Officials: Wally Cameron, Bill Haarlow. Attendance: 7,219.



1941 Wisconsin—Front Row (left to right): Bob Alwin, Bob Sullivan, Fred Rehm, John Kotz, Gene Englund, Charles Epperson, Ted Strain, Harlo Scott and Ed Scheiwe. Back Row: Manager Morris Bradley, athletic trainer Walter Bakke, Ted Downs, Bob Roth, George Affeldt, Warren Schrage, Don Timmerman, Ted Deppe, John Lynch, Ed Jones, head coach Bud Foster and assistant coach Fred Wegner.

1942 CHAMPIONSHIP GAME, March 28 at Kansas City, MO STANFORD 53, DARTMOUTH 38

Stanford	FG	FT-A	PF	TP
Jack Dana*	7	0-0	0	14
Fred Linari*	3	0-0	0	6
Ed Voss*	6	1-2	2	13
Bill Cowden*	2	1-1	3	5
Howie Dallmar*	6	3-5	0	15
Don Burness	0	0-0	0	0
TOTALS	24	5-8	5	53
Dartmouth	FG	FT-A	PF	TP
Robert Myers	4	0-1	1	8
George Munroe	5	2-2	1	12
James Olsen	4	0-1	0	8
Stanley Skaug	1	0-0	2	2
Charles Pearson	2	2-2	3	6
William Parmer	1	0-0	0	2
TOTALS	17	4-6	7	38

Halftime: Stanford 24, Dartmouth 22. Officials: Glenn Adams, Abb Curtis. Attendance: 6,500.



1942 Stanford—(left to right): Bill Cowden, Howie Dallmar, Ed Voss, Jim Pollard, Don Burness and head coach Everett Dean.

1943 CHAMPIONSHIP GAME, March 30 at New York WYOMING 46, GEORGETOWN 34

Wyoming	FG	FT-A	PF	TP
Kenny Sailors	6	4-6	2	16
Jim Weir	2	1-3	2	5
Milo Komenich	4	1-4	2	9
Floyd Volker	2	1-2	3	5
Don Waite	0	0-0	0	0
Ted Roney	0	1-2	1	1
Jimmy Collins	4	0-1	1	8
Jim Reese	1	0-0	0	2
TOTALS	19	8-18	11	46
Georgetown	FG	FT-A	PF	TP
Dan Gabbianelli	1	2-3	3	4
James Reilly	1	0-0	0	2
John Mahnken	2	2-3	2	6
Daniel Kraus	2	0-1	3	4
Bill Hassett	3	0-3	4	6
William Feeney	4	0-0	1	8
Robert Duffey	0	0-1	0	0
Lloyd Potolicchio	1	2-3	1	4
Henry Hyde	0	0-0	0	0
TOTALS	14	6-14	14	34

Halftime: Wyoming 18, Georgetown 16. Officials: Matty Begovich, Pat Kennedy. Attendance: 13,300.



1943 Wyoming—Front Row (left to right): Don Waite, Earl Ray and Jim Reese. Back Row: Jimmy Collins, Floyd Volker, Milo Komenich, head coach Everett Shelton, Ted Roney, Kenny Sailors, Jim Weir and NCAA president Philip O. Badger.

THE TOURNAMENT FIELD

1944 CHAMPIONSHIP GAME, March 28 at New York UTAH 42, DARTMOUTH 40 (OT)



1944 Utah—Front Row (left to right): Mas Tatsuno and Ray Kingston. Middle Row: Jim Nance, Fred Lewis, Wat Misaka, Bill Kastelic and graduate assistant coach Keith Brown. Back Row: Head coach Vadal Peterson, Fred Sheffield, Herb Wilkinson, Arnie Ferrin, Dick Smuin, Bob Lewis and Pete Couch.

Utah	FG	FT-A	PF	TP
Dick Smuin	0	0-0	2	0
Arnie Ferrin	8	6-7	0	22
Fred Sheffield	1	0-0	1	2
Wat Misaka	2	0-0	1	4
Herb Wilkinson	3	1-4	0	7
Bob Lewis	2	3-3	2	7
TOTALS	16	10-14	6	42
Dartmouth	FG	FT-A	PF	TP
Harry Leggat	4	0-0	1	8
Robert Gale	5	0-2	1	10
Everett Nordstrom	0	0-0	0	0
Audley Brindley	5	1-1	3	11
Franklin Murphy	0	0-0	0	0
Joseph Vancisin	2	0-0	3	4
Vincent Goering	0	0-0	0	0
Walter Mercer	0	1-1	3	1
Richard McGuire	3	0-1	3	6
TOTALS	19	2-5	14	40

Halftime: Dartmouth 18, Utah 17. End of regulation: Tied at 36. Officials: Paul Menton, James Osborne. Attendance: 15,000.

1945 CHAMPIONSHIP GAME, March 27 at New York OKLAHOMA ST. 49, NEW YORK U. 45



1945 Oklahoma State—Front Row (left to right): D.W. Jones, Weldon Kern, J.L. Parks, Doyle Parrack and John Wylie. Back Row: Bill Johnson, Joe Halbert, NCAA president Tug Wilson, Bob Kurland, head coach Henry Iba, Blake Williams, Cecil Hankins and assistant coach Bud Millikan.

Oklahoma St.	FG	FT-A	PF	TP
Cecil Hankins	6	3-6	3	15
Weldon Kern	3	0-4	3	6
Bob Kurland	10	2-3	3	22
Doyle Parrack	2	0-1	3	4
J.L. Parks	0	0-0	3	0
Blake Williams	1	0-1	1	2
John Wylie	0	0-0	0	0
TOTALS	22	5-15	16	49
New York U.	FG	FT-A	PF	TP
Al Grenert	5	2-3	3	12
Marty Goldstein	0	2-2	0	2
Don Forman	5	1-1	1	11
Dolph Schayes	2	2-6	2	6
Sid Tanenbaum	2	0-0	2	4
Herb Walsh	0	0-0	2	0
Frank Mangiapane	2	2-2	3	6
Alvin Most	1	2-3	2	4
TOTALS	17	11-17	15	45

Halftime: Oklahoma St. 26, New York U. 21. Officials: Glenn Adams, Abb Curtis. Attendance: 18,035.

1946 CHAMPIONSHIP GAME, March 26 at New York OKLAHOMA ST. 43, NORTH CAROLINA 40



1946 Oklahoma State—Front (left to right): A.L. Bennett, Paul Geymann, Weldon Kern, J.L. Parks, Joe Pitts, Blake Williams, Joe Bradley and Eugene Bell. Back Row: Assistant coach Leroy Floyd, C.L. Parker, Sam Aubrey, Monroe, Bob Kurland, Joe Halbert, Mark Steinmeyer, Herschel Crowe and head coach Hank Iba.

Oklahoma St.	FG	FT-A	PF	TP
Sam Aubrey	0	1-2	1	1
A.L. Bennett	3	0-0	4	6
Weldon Kern	3	1-3	2	7
Joe Bradley	1	1-2	1	3
Bob Kurland	9	5-9	5	23
Joe Halbert	0	0-0	0	0
Blake Williams	0	2-4	2	2
Eugene Bell	0	1-1	1	1
J.L. Parks	0	0-1	2	0
TOTALS	16	11-22	18	43
North Carolina	FG	FT-A	PF	TP
John Dillon	5	6-6	5	16
Don Anderson	3	2-3	3	8
Bob Paxton	2	0-0	4	4
Horace McKinney	2	1-3	5	5
Jim White	0	1-1	0	1
Taylor Thorne	1	0-0	2	2
Jim Jordan	0	4-8	3	4
TOTALS	13	14-21	22	40

Halftime: Oklahoma St. 23, North Carolina 17. Officials: Jocko Collins, Pat Kennedy. Attendance: 18,479.

1947 CHAMPIONSHIP GAME, March 25 at New York HOLY CROSS 58, OKLAHOMA 47

Holy Cross	FG	FT-A	PF	TP
George Kaftan	7	4-5	4	18
Dermie O'Connell	7	2-4	3	16
Bob Curran	0	0-1	2	0
Frank Ofring	6	2-3	5	14
Joe Mullaney	0	0-0	2	0
Ken Haggerty	0	0-0	0	0
Bob Cousy	0	2-2	1	2
Bob McMullan	2	4-4	0	8
Andy Laska	0	0-0	0	0
Charlie Bollinger	0	0-0	0	0
Charlie Graver	0	0-0	0	0
Jim Riley	0	0-0	1	0
TOTALS	22	14-19	18	58
Oklahoma	FG	FT-A	PF	TP
Dick Reich	3	2-2	3	8
Paul Courty	3	2-3	4	8
Gerald Tucker	6	10-12	3	22
Allie Paine	2	2-2	0	6
Bill Waters	0	0-0	0	0
Paul Merchant	0	0-0	1	0
Kenneth Pryor	0	1-1	1	1
Jack Landon	1	0-1	4	2
Harley Day	0	0-0	0	0
TOTALS	15	17-21	16	47

Halftime: Oklahoma 31, Holy Cross 28. Officials: Hagan Anderson, Pat Kennedy. Attendance: 18,445.



1947 Holy Cross—Front Row (left to right): Dermie O'Connell, Bob Cousy, Frank Ofring and Andy Laska. Middle Row: Bob Curran, Ken Haggerty, head coach Doggie Julian, Joe Mullaney and George Kaftan. Back Row: Assistant coach Albert Riopel, Jim Riley, Charlie Bollinger, Bob McMullan, Charlie Graver and manager Frank Dooley.

1948 CHAMPIONSHIP GAME, March 23 at New York KENTUCKY 58, BAYLOR 42

Kentucky	FG-A	FT-A	PF	TP
Wallace Jones	4	1-1	3	9
Cliff Barker	2	1-3	4	5
Jim Line	3	1-1	3	7
Alex Groza	6	2-4	4	14
Joe Holland	1	0-0	1	2
Ralph Beard	4	4-4	1	12
Kenneth Rollins	3	3-5	3	9
Dale Barnstable	0	0-1	0	0
TOTALS	23-83	12-19	19	58
Baylor	FG-A	FT-A	PF	TP
James Owens	2	1-2	0	5
Bill DeWitt	3	2-4	3	8
William Hickman	1	0-0	0	2
Ralph Pulley	0	1-1	0	1
Don Heathington	3	2-4	5	8
Odell Preston	0	0-2	2	0
Bill Johnson	3	4-7	5	10
Jackie Robinson	3	2-4	4	8
William Srack	0	0-0	0	0
TOTALS	15-64	12-24	19	42

Halftime: Kentucky 29, Baylor 16. Officials: Bill Haarlow, Gil MacDonald. Attendance: 16,174.




1948 Kentucky—Front Row (left to right): Head coach Adolph Rupp, Johnny Stough, Ralph Beard, Kenneth Rollins, Cliff Barker, Dale Barnstable and assistant coach Harry Lancaster. Back Row: Manager Humzey Yessin, Garland Townes, Jim Jordan, Joe Holland, Alex Groza, Wallace Jones, Jim Line, Roger Day and athletic trainer Wilbert Bud Berger.

1949 CHAMPIONSHIP GAME, March 26 at Seattle KENTUCKY 46, OKLAHOMA ST. 36

Kentucky	FG	FT-A	PF	TP
Wallace Jones	1	1-3	3	3
Jim Line	2	1-2	3	5
Alex Groza	9	7-8	5	25
Ralph Beard	1	1-2	4	3
Cliff Barker	1	3-3	4	5
Dale Barnstable	1	1-1	1	3
Walt Hirsch	1	0-0	1	2
TOTALS	16	14-19	21	46
Oklahoma St.	FG	FT-A	PF	TP
Vernon Yates	1	0-0	1	2
Jack Shelton	3	6-7	4	12
Bob Harris	3	1-1	5	7
Joe Bradley	0	3-6	3	3
J.L. Parks	2	3-4	5	7
Tom Jacquet	0	1-2	0	1
Gale McArthur	0	2-2	1	2
Morman Pilgrim	0	2-2	1	2
Keith Smith	0	0-0	1	0
TOTALS	9	18-24	21	36

Halftime: Kentucky 25, Oklahoma St. 20. Officials: Hal Lee, Tim McCullough. Attendance: 10,600.



1949 Kentucky—Front Row (left to right): Head coach Adolph Rupp, Jim Line, Cliff Barker, John Stough, Ralph Beard, Joe Hall, Garland Townes and assistant coach Harry Lancaster. Back Row: Dale Barnstable, Walt Hirsch, Wallace Jones, Alex Groza, Bob Henne, Roger Day and manager Humzey Yessin.

THE TOURNAMENT FIELD

1950 CHAMPIONSHIP GAME, March 28 at New York CCNY 71, BRADLEY 68



1950 CCNY—Front Row (left to right): Mike Wittlin, Ed Roman, Joe Galiber, head coach Nat Holman, Irwin Dambrot, Norman Mager and Seymour Levey. Second Row: Floyd Layne, Arnold Smith, Ed Warner, Alvin Roth and Herb Cohen. Third Row: Ronald Nadell, Arthur Glass, LeRoy Watkins, Ed Chenetz and Larry Meyer. Back Row: Manager Al Ragusa and assistant coach Bobby Sand.

CCNY	FG-A	FT-A	PF	TP
Floyd Layne*	3-7	5-6	3	11
Ed Warner*	4-9	6-14	2	14
Ed Roman*	6-17	0-2	5	12
Joe Galiber	0-0	0-0	1	0
Alvin Roth*	2-7	1-5	2	5
Norman Mager	4-10	6-6	3	14
Irwin Dambrot*	7-14	1-2	0	15
Ronald Nadell	0-0	0-0	1	0
TOTALS	26-64	19-35	17	71
Bradley	FG-A	FT-A	PF	TP
Bud Grover*	0-10	2-3	3	2
Fred Schlichtman	0-3	0-0	2	0
Paul Unruh*	4-9	0-0	5	8
Elmer Behnke*	3-10	3-3	4	9
Jim Kelly	0-1	0-2	0	0
Billy Mann*	2-7	5-5	5	9
Aaron Preece	6-11	0-0	5	12
Dino Melchiorre	0-0	0-0	0	0
Gene Melchiorre*	7-16	2-4	4	16
Mike Chianakas	5-7	1-3	4	11
Joe Stowell	0-0	1-1	0	1
TOTALS	27-74	14-21	32	68

Halftime: CCNY 39, Bradley 32. Officials: Lou Eisenstein, Ronald Gibbs. Attendance: 18,142.

1951 CHAMPIONSHIP GAME, March 27 at Minneapolis KENTUCKY 68, KANSAS ST. 58



1951 Kentucky—Front Row (left to right): Lindle Castle, Lucian Whitaker, Bobby Watson, Guy Strong and T. Riddle. Middle Row: Head coach Adolph Rupp, Cliff Hagan, C.M. Newton, Walt Hirsch, Paul Lansaw, Dwight Price and assistant coach Harry Lancaster. Back Row: Frank Ramsey, Shelby Linville, Bill Spivey, Roger Layne, Lou Tsiropoulos and Read Morgan.

Kentucky	FG-A	FT-A	RB	PF	TP
Cliff Hagan	5-6	0-2	4	5	10
Shelby Linville*	2-7	4-8	8	5	8
Bill Spivey*	9-29	4-6	21	2	22
Lou Tsiropoulos	1-4	0-0	3	1	2
Bobby Watson*	3-8	2-4	3	3	8
Frank Ramsey*	4-10	1-3	4	5	9
Lucian Whitaker*	4-5	1-1	2	2	9
C.M. Newton	0-0	0-0	0	0	0
TOTALS	28-69	12-24	45	23	68
Kansas St.	FG-A	FT-A	RB	PF	TP
Ed Head*	3-11	2-2	3	2	8
Dan Schuyler	1-2	0-0	1	2	2
Jack Stone*	3-8	6-8	6	2	12
John Gibson	0-2	1-1	1	5	1
Dick Knostman	1-4	1-2	3	1	3
James Iverson*	3-12	1-2	0	3	7
Don Upson	0-1	0-0	2	1	0
Ernie Barrett*	2-12	0-2	3	1	4
Robert Rousey	2-10	0-0	2	3	4
Lew Hitch*	6-15	1-1	9	3	13
Richard Peck	2-3	0-0	0	0	4
TOTALS	23-80	12-18	30	23	58

Halftime: Kansas St. 29, Kentucky 27. Officials: None listed. Attendance: 15,348.

1952 CHAMPIONSHIP GAME, March 26 at Seattle KANSAS 80, ST. JOHN'S (N.Y.) 63



1952 Kansas—Front Row (left to right): Dean Kelley, Ken Buller, John Thompson, Don Anderson, Dean Smith, Jack Rodgers and Allen Kelley. Middle Row: Manager Wayne Louderback, LaVennes Squires, Everett Dye, Bob Goodwin, Larry Davenport, head coach Phog Allen, Bob Kenney, Wes Whitney, Wes Johnson and Dean Wells. Back Row: Assistant coach Dick Harp, John Keller, Arthur Heitholt, Bill Hougland, B.H. Born, Clyde Lovellette, Bill Lienhard, Wally Beck, Charlie Hoag and athletic trainer Dean Nesmith.

Kansas	FG-A	FT-A	RB	PF	TP
Bob Kenney	4-11	4-6	4	2	12
Bill Lienhard	5-8	2-2	4	4	12
Larry Davenport	0-0	0-0	0	1	0
John Keller	1-1	0-0	4	2	2
Clyde Lovellette	12-25	9-11	17	4	33
B.H. Born	0-0	0-0	0	0	0
Allen Kelley	0-2	0-0	1	0	0
Dean Kelley	2-5	3-6	3	5	7
Charlie Hoag	2-6	5-7	4	5	9
Dean Smith	0-0	0-0	0	0	0
Bill Hougland	2-5	1-3	6	2	5
TOTALS	28-63	24-35	43	25	80
St. John's (N.Y.)	FG-A	FT-A	RB	PF	TP
Jack McMahon	6-12	1-4	2	4	13
Jim Walsh	3-6	0-0	4	3	6
Carl Peterson	0-1	0-0	0	0	0
Bob Zawoluk	7-12	6-11	9	5	20
Ron MacGilvray	3-8	2-5	10	3	8
Dick Duckett	2-5	2-2	2	4	6
Solly Walker	0-2	0-0	2	4	0
Jim McMorrow	1-3	0-0	0	3	2
Frank Giancontieri	0-0	0-2	1	0	0
Phil Sagona	2-2	0-0	0	5	4
Jim Davis	1-4	2-3	2	4	4
TOTALS	25-55	13-27	32	35	63


Halftime: Kansas 41, St. John's (N.Y.) 27. Officials: Lou Eisenstein, Cliff Ogden. Attendance: 10,700.

1953 CHAMPIONSHIP GAME, March 18 at Kansas City, MO INDIANA 69, KANSAS 68

Indiana	FG-A	FT-A	PF	TP
Dick Farley	1-8	0-0	5	2
Charley Kraak	5-8	7-10	5	17
Dick White	1-5	0-0	2	2
Jim DeaKyne	0-0	0-0	1	0
Don Schlundt	11-26	8-11	3	30
Burke Scott	2-4	2-3	3	6
Paul Poff	0-1	0-0	0	0
Bob Leonard	5-15	2-4	2	12
Phil Byers	0-2	0-0	0	0
TOTALS	25-69	19-28	21	69

Kansas	FG-A	FT-A	PF	TP
Harold Patterson	1-3	7-8	3	9
Dean Smith	0-0	1-1	1	1
Allen Kelley	7-20	6-8	3	20
Larry Davenport	0-1	0-0	0	0
B.H. Born	8-27	10-12	5	26
Dean Kelley	3-4	2-4	2	8
Gil Reich	2-9	0-0	2	4
Jerry Alberts	0-1	0-0	1	0
TOTALS	21-65	26-33	17	68

Halftime: Tied at 41. Technical fouls: Kraak, Leonard, Schlundt. Officials: Al Lightner, Shaw. Attendance: 10,500.



1953 Indiana—Front Row (left to right): Bob Leonard, Charley Kraak, Don Schlundt, Dick Farley and Burke Scott. Middle Row: Manager Ron Fifer, Dick White, Jim DeaKyne, head coach Branch McCracken, Paul Poff, Phil Byers and assistant coach Ernie Andres. Back Row: Ron Taylor, Jim Schooley, Goethe Chambers and Jack Wright.

1954 CHAMPIONSHIP GAME, March 20 at Kansas City, MO LA SALLE 92, BRADLEY 76

La Salle	FG	FT-A	PF	TP
Charlie Singley	8	7-10	4	23
Chas Greenberg	2	1-2	1	5
Bob Maples	2	0-0	4	4
Frank Blatcher	11	1-2	4	23
Tom Gola	7	5-5	5	19
Fran O'Malley	5	1-1	4	11
John Yodsnukis	0	0-0	5	0
Frank O'Hara	2	3-4	1	7
TOTALS	37	18-24	28	92

Bradley	FG	FT-A	PF	TP
Richard Petersen	4	2-2	2	10
Harvey Babetch	0	0-0	0	0
Ed King	3	6-7	4	12
Jack Gowar	0	1-2	1	1
Dick Estergard	3	11-12	1	17
Bob Carney	3	11-17	4	17
Lee Utt	0	0-0	1	0
John Kent	8	0-2	2	16
John Riley	1	1-2	1	3
TOTALS	22	32-44	16	76

Halftime: Bradley 43, La Salle 42. Officials: Hagan Anderson, R.H. Dean. Attendance: 10,500.



1954 La Salle—Front Row (left to right): Frank Blatcher, Bob Maples, Frank O'Hara, Tom Gola and Bob Ames. Back Row: Chas Greenberg, Fran O'Malley, Manny Gomez, John Yodsnukis, Charlie Singley and manager John Moosbrugger.

1955 CHAMPIONSHIP GAME, March 19 at Kansas City, MO SAN FRANCISCO 77, LA SALLE 63

San Francisco	FG-A	FT-A	PF	TP
Jerry Mullen*	4	2-5	5	10
Stan Buchanan*	3	2-2	1	8
Bill Russell*	9-22	5-7	1	23
K.C. Jones*	10-23	4-4	2	24
Hal Perry*	1	2-2	4	4
Bob Wiebusch	2	0-0	0	4
Rudy Zannini	1	0-0	0	2
Dick Lawless	1	0-0	0	2
Gordon Kirby	0	0-0	1	0
TOTALS	31-83	15-20	14	77

La Salle	FG-A	FT-A	PF	TP
Fran O'Malley	4	2-3	1	10
Charlie Singley	8	4-4	1	20
Tom Gola	6	4-5	4	16
Al Lewis	1	4-9	1	6
Chas Greenberg	1	1-2	4	3
Frank Blatcher	4	0-0	1	8
Bob Maples	0	0-0	0	0
Walt Fredericks	0	0-0	0	0
TOTALS	24-68	15-23	12	63

Halftime: San Francisco 35, La Salle 24. Officials: None listed. Attendance: 10,500.



1955 San Francisco—Front Row (left to right): Hal Perry, Steve Balchios, Rudy Zannini and Warren Baxter. Middle Row: Tom Nelson, Stan Buchanan, Bill Russell, Jerry Mullen, Jack King and Bob Wiebusch. Back Row: Head coach Phil Woolpert, K.C. Jones, Dick Lawless, Gordon Kirby, Bill Bush and manager Healy.

1956 CHAMPIONSHIP GAME, March 24 at Evanston, IL SAN FRANCISCO 83, IOWA 71



1956 San Francisco—Front Row (left to right): Warren Baxter, Hal Payne, Jack King, Hal Perry and Steve Balchios. Middle Row: Head coach Phil Woolpert, Vince Boyle, John Kolijian, Bill Russell, Bill Bush, K.C. Jones and manager Bill Mulholland. Back Row: Tom Nelson, Gene Brown, Mike Farmer, Carl Boldt and Mike Preaseau.

San Francisco	FG-A	FT-A	RB	PF	TP
Carl Boldt*	7	2-2		4	16
Mike Farmer*	0	0-0	12	2	0
Mike Preaseau*	3	1-2		3	7
Bill Russell*	11-24	4-5	27	2	26
Tom Nelson*	0	0-0		0	0
Hal Perry	6	2-2		2	14
Gene Brown	6	4-4		0	16
Warren Baxter	2	0-0		0	4
TOTALS	35-87	13-15	60	13	83

Iowa	FG-A	FT-A	RB	PF	TP
Carl Cain	7	3-4	12	1	17
Bill Schoof	5	4-4		3	14
Bill Logan	5	2-2	15	3	12
Bob George	0	0-0		0	0
Milton Scheuerman	4	3-4		2	11
Bill Seaberg	5	7-10		1	17
Augie Martel	0	0-0		0	0
Jim McConnell	0	0-0		0	0
TOTALS	26-80	19-24	48	10	71

Halftime: San Francisco 38, Iowa 33. Officials: None listed. Attendance: 10,600.

1957 CHAMPIONSHIP GAME, March 23 at Kansas City, MO NORTH CAROLINA 54, KANSAS 53 (3 OT)



1957 North Carolina—Front Row (left to right): Roy Searcy, Gehrman Holland, Danny Lotz, Ken Rosemond, Bob Cunningham and Tommy Kearns. Back Row: Head coach Frank McGuire, manager Joel Fleishman, Bob Young, Lennie Rosenbluth, Joe Quigg, Pete Brennan, assistant coach Buck Freeman and athletic trainer John Lacey.

North Carolina	FG-A	FT-A	RB	PF	TP
Lennie Rosenbluth	8-15	4-4	5	5	20
Bob Young	1-1	0-0	3	1	2
Pete Brennan	4-8	3-7	11	3	11
Joe Quigg	4-10	2-3	9	4	10
Tommy Kearns	4-8	3-7	1	4	11
Bob Cunningham	0-3	0-1	5	4	0
Danny Lotz	0-0	0-0	2	0	0
TOTALS	21-45	12-22	36	21	54

Kansas	FG-A	FT-A	RB	PF	TP
Gene Elstun	4-12	3-6	4	2	11
Ron Loneski	0-5	2-3	3	2	2
Wilt Chamberlain	6-13	11-16	14	3	23
Maurice King	3-12	5-6	4	4	11
John Parker	2-4	0-0	0	0	4
Lewis Johnson	0-1	2-2	0	1	2
Robert Billings	0-0	0-0	0	2	0
TOTALS	15-47	23-33	25	14	53

Halftime: North Carolina 29, Kansas 22. End of regulation: Tied at 46. End of first overtime: Tied at 48. End of second overtime: Tied at 48. Officials: Hagan Anderson, Joe Conway. Attendance: 10,500.

1958 CHAMPIONSHIP GAME, March 22 at Louisville, KY KENTUCKY 84, SEATTLE 72



1958 Kentucky—Front Row (left to right): Head coach Adolph Rupp, Adrian Smith, John Crigler, Ed Beck, Don Mills, Johnny Cox, Vern Hatton and assistant coach Harry Lancaster. Back Row: Manager Jay Atkinson, Earl Adkins, Dick Howe, Phil Johnson, Bill Cassidy, Lincoln Collinworth and Harold Ross.

Kentucky	FG-A	FT-A	RB	PF	TP
Johnny Cox	10-23	4-4	16	3	24
John Crigler	5-12	4-7	14	4	14
Ed Beck	0-1	0-1	3	4	0
Don Mills	4-9	1-4	5	3	9
Vern Hatton	9-20	12-15	3	3	30
Adrian Smith	2-8	3-5	6	4	7
Team			8		
TOTALS	30-73	24-36	55	21	84


Seattle	FG-A	FT-A	RB	PF	TP
Jerry Frizzell	4-6	8-11	5	3	16
Don Ogorek	4-7	2-2	11	5	10
Elgin Baylor	9-32	7-9	19	4	25
Jim Harney	2-5	0-1	1	1	4
Charles Brown	6-17	5-7	5	5	17
Francis Saunders	0-2	0-0	2	3	0
Don Piasecki	0-0	0-0	0	0	0
Team			3		
TOTALS	25-69	22-30	46	21	72

Halftime: Seattle 39, Kentucky 36. Officials: None listed. Attendance: 18,803.

1959 CHAMPIONSHIP GAME, March 21 at Louisville, KY CALIFORNIA 71, WEST VIRGINIA 70

California	FG-A	FT-A	RB	PF	TP
Bill McClintock	4-13	0-1	10	1	8
Bob Dalton	6-11	3-4	2	4	15
Darrall Imhoff	4-13	2-2	9	3	10
Al Buch	0-4	2-2	2	3	2
Denny Fitzpatrick	8-13	4-7	2	1	20
Bernie Simpson	0-1	0-0	2	2	0
Jack Grout	4-5	2-2	3	1	10
Dick Doughty	3-6	0-0	1	3	6
Team			7		
TOTALS	29-66	13-18	38	18	71
West Virginia	FG-A	FT-A	RB	PF	TP
Jerry West	10-21	8-12	11	4	28
Willie Akers	5-8	0-1	6	0	10
Robert Clousson	4-7	2-3	4	4	10
Bob Smith	2-5	1-1	2	3	5
Marvin Bolyard	1-4	4-4	3	4	6
James Ritchie	1-4	2-2	4	0	4
Ronnie Retton	0-0	2-2	0	0	2
Lee Patrone	2-6	1-2	4	1	5
Team			7		
TOTALS	25-55	20-27	41	16	70

Halftime: California 39, West Virginia 33. Officials: Tommy Bell, Red Mihalik. Attendance: 18,498.




1959 California—Front Row (left to right): Bob Dalton, Jack Grout, Bernie Simpson, Al Buch, Denny Fitzpatrick and Jim Langley. Middle Row: Jerry Mann, Earl Shultz, Dave Stafford, Wally Tokkells, Ned Averbuck and Bob Wendell. Back Row: Head coach Pete Newell, Tandy Gillis, Stan Morrison, Dick Doughty, Darrall Imhoff and Bill McClintock.

1960 CHAMPIONSHIP GAME, March 19 at San Francisco OHIO ST. 75, CALIFORNIA 55

Ohio St.	FG-A	FT-A	RB	PF	TP
John Havlicek	4-8	4-5	6	2	12
Joe Roberts	5-6	0-1	5	1	10
Jerry Lucas	7-9	2-2	10	2	16
Mel Nowell	6-7	3-3	4	2	15
Larry Siegfried	5-6	3-6	1	2	13
Gary Gearhart	0-1	0-0	1	0	0
Dick Furry	2-4	0-0	3	1	4
Bob Knight	0-1	0-0	0	1	0
Howard Nourse	2-3	0-0	3	1	4
Richie Hoyt	0-1	0-0	0	0	0
Dave Barker	0-0	0-0	0	0	0
John Cedargren	0-0	1-2	1	1	1
Team			1		
TOTALS	31-46	13-19	35	13	75
California	FG-A	FT-A	RB	PF	TP
Bill McClintock	4-15	2-3	3	3	10
Tandy Gillis	4-9	0-0	1	1	8
Darrall Imhoff	3-9	2-2	5	2	8
Bob Wendell	0-6	4-4	0	2	4
Earl Shultz	2-8	2-2	4	4	6
Jerry Mann	3-5	1-1	0	0	7
Dick Doughty	4-5	3-3	6	1	11
Dave Stafford	0-1	1-2	0	1	1
Stan Morrison	0-1	0-0	1	1	0
Ned Averbuck	0-0	0-1	1	0	0
Bill Alexander	0-0	0-0	0	0	0
Team			7		
TOTALS	20-59	15-18	28	15	55

Halftime: Ohio St. 37, California 19. Officials: Alex George, other not available. Attendance: 14,500.



1960 Ohio State—Front Row (left to right): Bob Knight, Larry Siegfried, Richie Hoyt, Mel Nowell, John Havlicek, Jerry Lucas, Joe Roberts, Dick Furry and Howard Nourse. Back Row: Athletic trainer Ernie Biggs, head coach Fred Taylor, Jim Allen, Jack Landes, Dave Barker, John Cedargren, Nelson Miller, Gary Gearhart, Gary Milliken, manager Mike Sorocak and assistant coach Jack Graf.

1961 CHAMPIONSHIP GAME, March 25 at Kansas City, MO CINCINNATI 70, OHIO ST. 65 (OT)

Cincinnati	FG-A	FT-A	RB	PF	TP
Bob Wiesenbahn	8-15	1-1	9	3	17
Tom Thacker	7-21	1-4	7	0	15
Paul Hogue	3-8	3-6	7	3	9
Carl Bouldin	7-12	2-3	4	4	16
Tony Yates	4-8	5-5	2	3	13
Dale Heidotting	0-0	0-0	0	0	0
Tom Sizer	0-0	0-0	1	0	0
Team			6		
TOTALS	29-64	12-19	36	13	70
Ohio St.	FG-A	FT-A	RB	PF	TP
John Havlicek	1-5	2-2	4	2	4
Richie Hoyt	3-5	1-1	1	3	7
Jerry Lucas	10-17	7-7	12	4	27
Larry Siegfried	6-10	2-3	3	2	14
Mel Nowell	3-9	3-3	3	1	9
Bob Knight	1-3	0-0	1	1	2
Gary Gearhart	1-1	0-0	0	1	2
Team			8		
TOTALS	25-50	15-16	32	14	65

Turnovers: Cincinnati 3, Ohio St. 8. Halftime: Ohio St. 39, Cincinnati 38. End of regulation: Tied at 61. Officials: Curtis Filiberti, Phil Fox. Attendance: 10,700.



1961 Cincinnati—Front Row (left to right): Jim Calhoun, Tony Yates, Carl Bouldin, Paul Hogue, Bob Wiesenbahn, Tom Thacker and Tom Sizer. Back Row: Head coach Ed Jucker, Larry Shingleton, Fred Dierking, Ron Reis, Dale Heidotting, Mark Altenau and assistant coach Tay Baker.

THE TOURNAMENT FIELD

1962 CHAMPIONSHIP GAME, March 24 at Louisville, KY CINCINNATI 71, OHIO ST. 59



1962 Cincinnati—Front Row (left to right): Larry Shingleton, Tony Yates, Larry Elsasser, Tom Thacker, Tom Sizer and Jim Calhoun. Back Row: Assistant coach Tay Baker, Bill Abernathy, Fred Dierking, George Wilson, Ron Reis, Paul Hogue, Dale Heidotting, Ron Bonham and head coach Ed Jucker.

Cincinnati	FG-A	FT-A	RB	PF	TP
Ron Bonham	3-12	4-4	6	3	10
George Wilson	1-6	4-4	11	2	6
Paul Hogue	11-18	0-2	19	2	22
Tom Thacker	6-14	9-11	6	2	21
Tony Yates	4-8	4-7	1	1	12
Tom Sizer	0-0	0-0	0	0	0
Team			0		
TOTALS	25-58	21-28	43	10	71
Ohio St.	FG-A	FT-A	RB	PF	TP
John Havlicek	5-14	1-2	9	1	11
Doug McDonald	0-1	3-3	1	2	3
Jerry Lucas	5-17	1-2	16	3	11
Mel Nowell	4-16	1-1	6	2	9
Richard Reasbeck	4-6	0-0	0	4	8
James Doughty	0-1	0-0	2	2	0
Gary Bradds	5-7	5-6	4	2	15
Gary Gearhart	1-4	0-0	4	3	2
Team			0		
TOTALS	24-66	11-14	42	19	59

Turnovers: Cincinnati 8, Ohio St. 9. Halftime: Cincinnati 37, Ohio St. 29. Officials: Charles Eckman, Rudy Marick. Attendance: 18,469.

1963 CHAMPIONSHIP GAME, March 23 at Louisville, KY LOYOLA (ILL.) 60, CINCINNATI 58 (OT)



1963 Loyola (Illinois)—Front Row (left to right): Head coach George Ireland and assistant coach Jerry Lyne. Back Row: Jerry Harkness, John Egan, Chuck Wood, Vic Rouse, Les Hunter, Rich Rochelle, Jim Reardon, Dan Cannaughton, Ron Miller, manager John Gabcik, manager Fred Kuehl and athletic trainer Dennis McKenna.

Loyola (Ill.)	FG-A	FT-A	RB	PF	TP
Vic Rouse*	6-22	3-4	12	4	15
Les Hunter*	6-22	4-4	11	3	16
John Egan*	3-8	3-5	3	3	9
Ron Miller*	3-14	0-0	2	3	6
Jerry Harkness*	5-18	4-8	6	4	14
Team			11		
TOTALS	23-84	14-21	45	17	60
Cincinnati	FG-A	FT-A	RB	PF	TP
Ron Bonham	8-16	6-6	4	3	22
Tom Thacker	5-12	3-4	15	4	13
George Wilson	4-8	2-3	13	4	10
Tony Yates	4-6	1-4	8	4	9
Larry Shingleton	1-3	2-3	4	0	4
Dale Heidotting	0-0	0-0	1	2	0
Team			7		
TOTALS	22-45	14-20	52	17	58

Turnovers: Loyola (Ill.) 3, Cincinnati 16. Halftime: Cincinnati 29, Loyola (Ill.) 21. End of regulation: Tied at 54. Officials: Bill Bussenius, Alex George. Attendance: 19,153.

1964 CHAMPIONSHIP GAME, March 21 at Kansas City, MO UCLA 98, DUKE 83

UCLA	FG-A	FT-A	RB	PF	TP
Keith Erickson	2-7	4-4	5	5	8
Jack Hirsch	5-9	3-5	6	3	13
Fred Slaughter	0-1	0-0	1	0	0
Gail Goodrich	9-18	9-9	3	1	27
Walt Hazzard	4-10	3-5	3	5	11
Doug McIntosh	4-9	0-0	11	2	8
Kim Stewart	0-1	0-0	0	1	0
Kenny Washington	11-16	4-4	12	4	26
Mike Huggins	0-1	0-1	1	2	0
Vaughn Hoffman	1-2	0-0	0	0	2
Chuck Darrow	0-1	3-4	1	2	3
Rich Levin	0-1	0-0	0	0	0
Team			8		

TOTALS	36-76	26-32	51	25	98
---------------	--------------	--------------	-----------	-----------	-----------

Duke	FG-A	FT-A	RB	PF	TP
Dennis Ferguson	2-6	0-1	1	3	4
Jay Buckley	5-8	8-12	9	4	18
Hack Tison	3-8	1-1	1	2	7
Buzzy Harrison	1-1	0-0	1	2	2
Jeff Mullins	9-21	4-4	4	5	22
Steve Vacendak	2-7	3-3	6	4	7
Ron Herbster	1-4	0-2	0	0	2
Jack Marin	8-16	0-1	10	3	16
Brent Kitching	1-1	0-0	1	0	2
Ted Mann	0-0	3-4	2	1	3
Frank Harscher	0-0	0-0	0	0	0
Ray Cox	0-0	0-0	0	0	0
Team			9		

TOTALS	32-72	19-28	44	24	83
---------------	--------------	--------------	-----------	-----------	-----------

Turnovers: UCLA 19, Duke 24. Halftime: UCLA 50, Duke 38. Officials: Tom Glennon, Red Mihalik. Attendance: 10,864.



1964 UCLA—Front Row (left to right): Manager Dennis Minishian, Gail Goodrich, Jack Hirsch, Rich Levin, Walt Hazzard, Kent Graham, Mike Huggins and Chuck Darrow. Back Row: Athletic trainer Ducky Drake, assistant coach Jerry Norman, Steve Brucker, Fred Slaughter, Doug McIntosh, Vaughn Hoffman, Keith Erickson, Kim Stewart, Kenny Washington and head coach John Wooden.

1965 CHAMPIONSHIP GAME, March 20 at Portland, OR UCLA 91, MICHIGAN 80

UCLA	FG-A	FT-A	RB	PF	TP
Edgar Lacey	5-7	1-2	7	3	11
Keith Erickson	1-1	1-2	1	1	3
Doug McIntosh	1-2	1-2	0	2	3
Gail Goodrich	12-22	18-20	4	4	42
Fred Goss	4-12	0-0	3	1	8
Kenny Washington	7-9	3-4	5	2	17
Mike Lynn	2-3	1-2	6	1	5
Vaughn Hoffman	1-1	0-0	1	0	2
Brice Chambers	0-0	0-1	0	0	0
John Lyons	0-0	0-0	0	1	0
Rich Levin	0-1	0-0	1	0	0
John Galbraith	0-0	0-0	0	0	0
Team			4		

TOTALS	33-58	25-33	32	15	91
---------------	--------------	--------------	-----------	-----------	-----------

Michigan	FG-A	FT-A	RB	PF	TP
Larry Tregoning	2-7	1-1	5	5	5
Oliver Darden	8-10	1-1	4	5	17
Bill Buntin	6-14	2-4	6	5	14
Cazzie Russell	10-16	8-9	5	2	28
George Pomey	2-5	0-0	2	2	4
Jim Myers	0-4	0-0	3	2	0
Craig Dill	1-2	2-2	1	1	4
Dan Brown	0-0	0-0	0	0	0
Tom Ludwig	1-2	0-0	0	0	2
John Thompson	0-0	0-0	0	0	0
John Clawson	3-4	0-0	0	2	6
Team			7		

TOTALS	33-64	14-17	33	24	80
---------------	--------------	--------------	-----------	-----------	-----------

Halftime: UCLA 47, Michigan 34. Officials: Steve Honzo, Red Mihalik. Attendance: 13,204.



1965 UCLA—Front Row (left to right): Assistant coach Jerry Norman, Gail Goodrich, John Lyons, John Galbraith, Mike Serafin, Brice Chambers, Larry McCollister and Fred Goss. Back Row: Head coach John Wooden, athletic trainer Ducky Drake, Rich Levin, Edgar Lacey, Doug McIntosh, Vaughn Hoffman, Bill Winkelholz, Mike Lynn, Keith Erickson, Kenny Washington and Bill Ureda.

THE TOURNAMENT FIELD

1966 CHAMPIONSHIP GAME, March 19 at College Park, MD UTEP 72, KENTUCKY 65



1966 UTEP—Front Row (left to right): Bobby Joe Hill, Orsten Artis, Togo Railey and Willie Worsley. Middle Row: David Palacio, Dick Myers, Harry Flournoy and Louis Boudoin. Back Row: Nevil Shed, Jerry Armstrong, Willie Cager, David Lattin and head coach Don Haskins.

UTEP	FG-A	FT-A	RB	PF	TP
Harry Flournoy*	1-1	0-0	2	0	2
David Lattin*	5-10	6-6	9	4	16
Bobby Joe Hill*	7-17	6-9	3	3	20
Orsten Artis*	5-13	5-5	8	1	15
Willie Cager	1-3	6-7	6	3	8
Willie Worsley*	2-4	4-6	4	0	8
Nevil Shed	1-1	1-1	3	1	3
Team			0		
TOTALS	22-49	28-34	35	12	72
Kentucky	FG-A	FT-A	RB	PF	TP
Louie Dampier	7-18	5-5	9	4	19
Tommy Kron	3-6	0-0	7	2	6
Larry Conley	4-9	2-2	8	5	10
Pat Riley	8-22	3-4	4	4	19
Thad Jaracz	3-8	1-2	5	5	7
Jim LeMaster	0-1	0-0	0	1	0
Cliff Berger	2-3	0-0	0	0	4
Gary Gamble	0-0	0-0	0	1	0
Bob Tallent	0-3	0-0	0	1	0
Team			0		
TOTALS	27-70	11-13	33	23	65

Halftime: UTEP 34, Kentucky 31. Officials: Steve Honzo, Thornton Jenkins. Attendance: 14,253.

1967 CHAMPIONSHIP GAME, March 25 at Louisville, KY UCLA 79, DAYTON 64



1967 UCLA—Front Row (left to right): Don Saffer, Lucius Allen, Dick Lynn, Gene Sutherland and Mike Warren. Back Row: Head coach John Wooden, assistant coach Jerry Norman, Joe Chrisman, Lynn Shackelford, Neville Saner, Lew Alcindor, Jim Nielsen, Ken Heitz, Bill Sweek, manager Ted Henry and athletic trainer Ducky Drake.

UCLA	FG-A	FT-A	RB	PF	TP
Ken Heitz	2-7	0-0	6	2	4
Lynn Shackelford	5-10	0-2	3	1	10
Lew Alcindor	8-12	4-11	18	0	20
Lucius Allen	7-15	5-8	9	2	19
Mike Warren	8-16	1-1	7	1	17
Joe Chrisman	0-0	1-2	1	2	1
Jim Nielsen	0-1	0-1	1	3	0
Neville Saner	1-1	0-0	2	2	2
Bill Sweek	1-1	0-0	0	1	2
Dick Lynn	0-1	0-0	0	0	0
Gene Sutherland	0-0	0-0	0	0	0
Don Saffer	2-5	0-0	0	1	4
Team			7		
TOTALS	34-69	11-25	54	15	79
Dayton	FG-A	FT-A	RB	PF	TP
Don May	9-23	3-4	17	4	21
Dan Sadlier	2-5	1-2	7	5	5
Dan Obrovac	0-2	0-0	2	1	0
Gene Klaus	4-7	0-0	0	1	8
Bob Hooper	2-7	2-4	5	2	6
Rudy Waterman	4-11	2-3	1	3	10
Glinder Torain	3-14	0-0	4	3	6
Ned Sharpenter	2-5	4-5	5	1	8
John Samanich	0-2	0-0	2	0	0
Tom Heckman	0-0	0-0	0	0	0
Dave Inderrieden	0-0	0-0	0	0	0
Jim Wannemacher	0-0	0-0	0	0	0
Team			8		
TOTALS	26-76	12-18	51	20	64

Turnovers: UCLA 11, Dayton 11. Halftime: UCLA 38, Dayton 20. Officials: Lenny Wirtz, other not available. Attendance: 18,892.

1968 CHAMPIONSHIP GAME, March 23 at Los Angeles UCLA 78, NORTH CAROLINA 55

UCLA	FG-A	FT-A	RB	PF	TP
Lew Alcindor	15-21	4-4	16	3	34
Mike Lynn	1-7	5-7	6	3	7
Lucius Allen	3-7	5-7	5	0	11
Mike Warren	3-7	1-1	3	2	7
Lynn Shackelford	3-5	0-1	2	0	6
Ken Heitz	3-6	1-1	2	3	7
Jim Nielsen	1-1	0-0	1	1	2
Bill Sweek	0-1	0-0	0	1	0
Gene Sutherland	1-2	0-0	2	1	2
Neville Saner	1-3	0-0	2	2	2
Team			9		
TOTALS	31-60	16-21	48	16	78
North Carolina	FG-A	FT-A	RB	PF	TP
Larry Miller	5-13	4-6	6	3	14
Bill Bunting	1-3	1-2	2	5	3
Rusty Clark	4-12	1-3	8	3	9
Charlie Scott	6-17	0-1	3	3	12
Dick Grubar	2-5	1-2	0	2	5
Eddie Fogler	1-4	2-2	0	0	4
Joe Brown	2-5	2-2	5	1	6
Gerald Tuttle	0-0	0-0	0	0	0
Jim Frye	1-2	0-1	1	0	2
Gra Whitehead	0-0	0-0	0	0	0
Jim Delany	0-1	0-0	0	0	0
Ralph Fletcher	0-1	0-0	0	0	0
Team			10		
TOTALS	22-63	11-19	35	17	55

Turnovers: UCLA 26, North Carolina 23. Halftime: UCLA 32, North Carolina 22. Officials: Charles Fouty, Steve Honzo. Attendance: 14,438.



1968 UCLA—Front Row (left to right): Mike Warren, Gene Sutherland and Lucius Allen. Back Row: Head coach John Wooden, assistant coach Jerry Norman, Ken Heitz, Lynn Shackelford, Jim Nielsen, Lew Alcindor, Mike Lynn, Neville Saner, Bill Sweek, athletic trainer Ducky Drake and manager Frank Adler.

1969 CHAMPIONSHIP GAME, March 22 at Louisville, KY UCLA 92, PURDUE 72

UCLA	FG-A	FT-A	RB	PF	TP
Curtis Rowe	4-10	4-4	12	2	12
Lynn Shackelford	3-8	5-8	9	3	11
Lew Alcindor	15-20	7-9	20	2	37
Ken Heitz	0-3	0-1	3	4	0
John Vallely	4-9	7-10	4	3	15
Sidney Wicks	0-1	3-6	4	1	3
Bill Sweek	3-3	0-1	1	3	6
Steve Patterson	1-1	2-2	2	0	4
Bill Seibert	0-0	0-0	1	0	0
George Farmer	0-0	0-0	0	1	0
John Ecker	1-1	0-0	0	0	2
Terry Schofield	1-2	0-0	0	0	2
Team			5		
TOTALS	32-58	28-41	61	19	92
Purdue	FG-A	FT-A	RB	PF	TP
Larry Weatherford	1-5	2-2	1	3	4
George Faerber	1-2	0-0	3	5	2
Rick Mount	12-36	4-5	1	3	28
Bill Keller	4-17	3-4	4	5	11
Tyrone Bedford	3-8	1-3	8	3	7
Jerry Johnson	4-9	3-4	9	2	11
Frank Kaufman	0-0	2-2	5	5	2
Ralph Taylor	0-0	0-0	0	0	0
Ted Reasoner	0-1	0-1	1	2	0
Herman Gilliam	2-14	3-3	11	2	7
Team			5		
TOTALS	27-92	18-24	48	30	72


Turnovers: UCLA 19, Purdue 4. Halftime: UCLA 42, Purdue 31. Officials: Irv Brown, Michael DiTomasso. Attendance: 18,669.



1969 UCLA—Front Row (left to right): Athletic trainer Ducky Drake, assistant coach Denny Crum, head coach John Wooden, assistant coach Gary Cunningham and manager Bob Marcucci. Middle Row: George Farmer, Bill Sweek, Ken Heitz, John Vallely and Terry Schofield. Back Row: Lynn Shackelford, Curtis Rowe, Steve Patterson, Lew Alcindor, Sidney Wicks, John Ecker and Bill Seibert.

THE TOURNAMENT FIELD

1970 CHAMPIONSHIP GAME, March 21 at College Park, MD UCLA 80, JACKSONVILLE 69



1970 UCLA—Front Row (left to right): Henry Bibby, Terry Schofield and Andy Hill. Middle Row: Manager George Morgan, assistant coach Gary Cunningham, head coach John Wooden, assistant coach Denny Crum and athletic trainer Ducky Drake. Back Row: Kenny Booker, Rick Betchley, John Ecker, Sidney Wicks, Steve Patterson, Jon Chapman, Curtis Rowe, Bill Seibert and John Valley.

UCLA	FG-A	FT-A	RB	PF	TP
Rick Betchley	0-0	0-1	0	0	0
Andy Hill	0-0	0-1	0	0	0
Sidney Wicks	5-9	7-10	18	3	17
Curtis Rowe	7-15	5-5	8	4	19
Steve Patterson	8-15	1-4	11	1	17
John Valley	5-10	5-7	7	2	15
Henry Bibby	2-11	4-4	4	1	8
Kenny Booker	0-0	2-3	0	0	2
John Ecker	1-1	0-0	0	0	2
Terry Schofield	0-0	0-0	0	0	0
Bill Seibert	0-1	0-0	1	1	0
Jon Chapman	0-1	0-0	1	0	0
Team			3		
TOTALS	28-63	24-35	53	12	80
Jacksonville	FG-A	FT-A	RB	PF	TP
Mike Blevins	1-2	1-2	0	1	3
Pembroke Burrows	6-9	0-0	6	1	12
Artis Gilmore	9-29	1-1	16	5	19
Rex Morgan	5-11	0-0	4	5	10
Vaughn Wedeking	6-11	0-0	2	2	12
Chip Dublin	0-5	2-2	1	4	2
Gene Nelson	3-9	2-2	5	1	8
Rod McIntyre	1-3	0-0	3	3	2
Rusty Baldwin	0-0	0-0	0	0	0
Dan Hawkins	0-1	1-1	1	1	1
Ken Selke	0-0	0-0	0	0	0
Team			2		
TOTALS	31-80	7-8	40	23	69

Turnovers: UCLA 23, Jacksonville 18. Halftime: UCLA 41, Jacksonville 36. Officials: Bobby Scott, Lenny Wirtz. Attendance: 14,380.

1971 CHAMPIONSHIP GAME, March 27 at Houston UCLA 68, VILLANOVA 62



1971 UCLA—Front Row (left to right): Andy Hill and Henry Bibby. Middle Row: Manager George Morgan, assistant coach Denny Crum, head coach John Wooden, assistant coach Gary Cunningham and athletic trainer Ducky Drake. Back Row: Larry Hollyfield, Larry Farmer, John Ecker, Curtis Rowe, Steve Patterson, Sidney Wicks, Jon Chapman, Kenny Booker, Rick Betchley and Terry Schofield.

UCLA	FG-A	FT-A	RB	PF	TP
Curtis Rowe	2-3	4-5	8	0	8
Sidney Wicks	3-7	1-1	9	2	7
Steve Patterson	13-18	3-5	8	1	29
Henry Bibby	6-12	5-5	2	1	17
Kenny Booker	0-0	0-0	0	0	0
Terry Schofield	3-9	0-0	1	4	6
Rick Betchley	0-0	1-2	1	1	1
Team			5		
TOTALS	27-49	14-18	34	9	68
Villanova	FG-A	FT-A	RB	PF	TP
Tom Ingelsby	3-9	1-1	4	2	7
Hank Siemionkowski	9-16	1-2	6	3	19
Chris Ford	0-4	2-3	5	4	2
Clarence Smith	4-11	1-1	2	4	9
Howard Porter	10-21	5-6	8	1	25
Joe McDowell	0-1	0-0	2	0	0
Team			4		
TOTALS	26-62	10-13	31	14	62

Turnovers: UCLA 13, Villanova 10. Halftime: UCLA 45, Villanova 37. Officials: Jim Bain, Irv Brown. Attendance: 31,765.

1972 CHAMPIONSHIP GAME, March 25 at Los Angeles UCLA 81, FLORIDA ST. 76



1972 UCLA—Front Row: Manager Les Friedman. Middle Row (left to right): Head coach John Wooden, athletic trainer Ducky Drake and assistant coach Gary Cunningham. Back Row: Tommy Curtis, Greg Lee, Larry Hollyfield, Jon Chapman, Keith Wilkes, Bill Walton, Swen Nater, Vince Carson, Larry Farmer, Gary Franklin, Andy Hill and Henry Bibby.

UCLA	FG-A	FT-A	RB	PF	TP
Larry Farmer	2-6	0-0	6	2	4
Keith Wilkes	11-16	1-2	10	4	23
Bill Walton	9-17	6-11	20	4	24
Greg Lee	0-0	0-0	2	0	0
Henry Bibby	8-17	2-3	3	2	18
Tommy Curtis	4-14	0-1	4	1	8
Larry Hollyfield	1-6	0-0	2	2	2
Swen Nater	1-2	0-1	1	0	2
Team			2		
TOTALS	36-78	9-18	50	15	81
Florida St.	FG-A	FT-A	RB	PF	TP
Reggie Royals	5-7	5-6	10	5	15
Rowland Garrett	1-9	1-1	5	1	3
Lawrence McCray	3-6	2-5	6	4	8
Ron King	12-20	3-3	6	1	27
Greg Samuel	3-10	0-0	1	1	6
Ron Harris	7-13	2-3	6	1	16
Otto Petty	0-0	1-1	0	1	1
Ottis Cole	0-2	0-0	2	1	0
Team			6		
TOTALS	31-67	14-19	42	15	76

Halftime: UCLA 50, Florida St. 39. Officials: Irv Brown, Bobby Scott. Attendance: 15,063.

1973 CHAMPIONSHIP GAME, March 26 at St. Louis UCLA 87, MEMPHIS 66

UCLA	FG-A	FT-A	RB	PF	TP
Keith Wilkes	8-14	0-0	7	2	16
Larry Farmer	1-4	0-0	2	2	2
Bill Walton	21-22	2-5	13	4	44
Greg Lee	1-1	3-3	3	2	5
Larry Hollyfield	4-7	0-0	3	4	8
Tommy Curtis	1-4	2-2	3	1	4
Dave Meyers	2-7	0-0	3	1	4
Swen Nater	1-1	0-0	3	2	2
Gary Franklin	1-2	0-1	1	0	2
Vince Carson	0-0	0-0	0	0	0
Bob Webb	0-0	0-0	0	0	0
Team			2		
TOTALS	40-62	7-11	40	18	87
Memphis	FG-A	FT-A	RB	PF	TP
Bill Buford	3-7	1-2	3	1	7
Larry Kenon	8-16	4-4	8	3	20
Ron Robinson	3-6	0-1	7	4	6
Bill Laurie	0-1	0-0	0	0	0
Larry Finch	9-21	11-13	1	2	29
Bill Cook	1-4	2-2	0	1	4
Wes Westfall	0-1	0-0	0	5	0
Clarence Jones	0-0	0-0	0	0	0
Jerry Tetzlaff	0-0	0-2	0	1	0
Jim Liss	0-1	0-0	0	0	0
Ken Andrews	0-0	0-0	0	0	0
Doug McKinney	0-0	0-0	0	0	0
Team			2		
TOTALS	24-57	18-24	21	17	66

Turnovers: UCLA 17, Memphis 8. Halftime: Tied at 39. Technical fouls: Hollyfield, Kenon. Officials: Jim Howell, Joe Shosid. Attendance: 19,301.



1973 UCLA—Front Row (left to right): Bob Webb, Tommy Curtis, Gary Franklin and Casey Corliss. Middle Row: Larry Hollyfield, manager Les Friedman, head coach John Wooden, assistant coach Gary Cunningham, athletic trainer Ducky Drake and Greg Lee. Back Row: Larry Farmer, Keith Wilkes, Dave Meyers, Bill Walton, Ralph Drollinger, Swen Nater, Vince Carson and Pete Trgovich.

1974 CHAMPIONSHIP GAME, March 25 at Greensboro, NC NORTH CAROLINA ST. 76, MARQUETTE 64

North Carolina St.	FG-A	FT-A	RB	PF	TP
Tim Stoddard	3-4	2-2	7	5	8
David Thompson	7-12	7-8	7	3	21
Tom Burleson	6-9	2-6	11	4	14
Moe Rivers	4-9	6-9	2	2	14
Monte Towe	5-10	6-7	3	1	16
Phil Spence	1-2	1-2	3	2	3
Mark Moeller	0-0	0-0	0	0	0
Team			1		
TOTALS	26-46	24-34	34	17	76
Marquette	FG-A	FT-A	RB	PF	TP
Bo Ellis	6-16	0-0	11	5	12
Earl Tatum	2-7	0-0	3	4	4
Maurice Lucas	7-13	7-9	13	4	21
Lloyd Walton	4-10	0-0	2	2	8
Marcus Washington	3-13	5-8	4	3	11
Ed Daniels	1-3	1-2	0	3	3
Rick Campbell	2-3	0-0	1	3	4
Jerry Homan	0-4	1-2	6	2	1
Dave Delsman	0-0	0-0	0	2	0
Barry Brennan	0-0	0-0	0	1	0
Team			3		
TOTALS	25-69	14-21	43	29	64

Turnovers: North Carolina St. 23, Marquette 18. Halftime: North Carolina St. 39, Marquette 30. Technical fouls: Marquette coach Al McGuire 2. Officials: Irv Brown, Jim Howell. Attendance: 15,742.



1974 North Carolina State—Front Row (left to right): Manager Mike Sloan, Steve Smoral, Craig Kuszmaul, Mark Moeller, Monte Towe, David Thompson, Greg Hawkins, Moe Rivers and Bruce Dayhuff. Middle Row: Assistant coach Eddie Biedenbach, assistant coach Art Musselman, Steve Nuce, Dwight Johnson, Jerry Hunt, Tim Stoddard, Steve Smith, Ken Gehring, assistant coach Sam Esposito and head coach Norm Sloan. Back Row: Bill Lake, Tom Burleson, Phil Spence and Mike Burma.

1975 CHAMPIONSHIP GAME, March 31 at San Diego UCLA 92, KENTUCKY 85

UCLA	FG-A	FT-A	RB	PF	TP
Dave Meyers	9-18	6-7	11	4	24
Marques Johnson	3-9	0-1	7	2	6
Richard Washington	12-23	4-5	12	4	28
Andre McCarter	3-6	2-3	2	1	8
Pete Trgovich	7-16	2-4	5	4	16
Ralph Drollinger	4-6	2-5	13	4	10
Team			5		
TOTALS	38-78	16-25	55	19	92
Kentucky	FG-A	FT-A	RB	PF	TP
Kevin Grevey	13-30	8-10	5	4	34
Bob Guyette	7-11	2-2	7	3	16
Rick Robey	1-3	0-0	9	5	2
Jimmy Dan Conner	4-12	1-2	5	1	9
Mike Flynn	3-9	4-5	3	4	10
Jack Givens	3-10	2-3	6	3	8
Larry Johnson	0-3	0-0	3	3	0
Mike Phillips	1-7	2-3	6	4	4
James Lee	0-0	0-0	0	1	0
Dan Hall	1-1	0-0	1	0	2
Team			4		
TOTALS	33-86	19-25	49	28	85

Turnovers: UCLA 13, Kentucky 13. Halftime: UCLA 43, Kentucky 40. Technical foul: Meyers. Officials: Hank Nichols, Bob Wortman. Attendance: 15,151.



1975 UCLA—Front Row (left to right): Marvin Thomas, Gavin Smith, Jim Spillane, Ray Townsend, Pete Trgovich and Andre McCarter. Back Row: Head coach John Wooden, assistant coach Gary Cunningham, Marques Johnson, Dave Meyers, Richard Washington, Ralph Drollinger, Brett Vroman, Wilbert Olinde, Casey Corliss, Frank Arnold and manager Les Friedman.

1976 CHAMPIONSHIP GAME, March 29 at Philadelphia INDIANA 86, MICHIGAN 68



1976 Indiana—Front Row (left to right): Bobby Wilkerson, Jim Crews, Scott May, Quinn Buckner, Tom Abernethy and Kent Benson. Second Row: Manager Tim Walker, Rich Valavicius, Mark Haymore, Scott Eells, Wayne Radford, Bob Bender and manager Chuck Swenson. Third Row: Head coach Bob Knight, assistant coach Harold Andreas, Jim Roberson, Jim Wisman, assistant coach Bob Donewald and assistant coach Bob Weltlich.

Indiana	FG-A	FT-A	RB	PF	TP
Scott May	10-17	6-6	8	4	26
Tom Abernethy	4-8	3-3	4	2	11
Kent Benson	11-20	3-5	9	3	25
Bobby Wilkerson	0-1	0-0	0	1	0
Quinn Buckner	5-10	6-9	8	4	16
Wayne Radford	0-1	0-0	1	0	0
Jim Wisman	0-1	2-3	1	4	2
Jim Crews	0-1	2-2	1	1	2
Rich Valavicius	1-1	0-0	0	0	2
Bob Bender	0-0	0-0	0	0	0
Mark Haymore	1-1	0-0	1	0	2
Team			3		
TOTALS	32-61	22-28	36	19	86

Michigan	FG-A	FT-A	RB	PF	TP
Wayman Britt	5-6	1-1	3	5	11
John Robinson	4-8	0-1	6	2	8
Phil Hubbard	4-8	2-2	11	5	10
Rickey Green	7-16	4-5	6	3	18
Steve Grote	4-9	4-6	1	4	12
Dave Baxter	0-2	0-0	0	2	0
Alan Hardy	1-2	0-0	2	0	2
Joel Thompson	0-0	0-0	0	0	0
Tom Staton	2-5	3-4	2	3	7
Tom Bergen	0-1	0-0	0	1	0
Team			1		
TOTALS	27-57	14-19	32	25	68

Turnovers: Indiana 13, Michigan 19. Halftime: Michigan 35, Indiana 29. Officials: Iv Brown, Bob Wortman. Attendance: 17,540.

1977 CHAMPIONSHIP GAME, March 28 at Atlanta MARQUETTE 67, NORTH CAROLINA 59



1977 Marquette—(Left to right): Jim Boylan, Bill Neary, Ulice Payne, Butch Lee, Jim Dudley, Gary Rosenberger, Bernard Toone, Jerome Whitehead, Craig Butrym, Robert Byrd and Bo Ellis.

Marquette	FG-A	FT-A	RB	PF	TP
Bo Ellis	5-9	4-5	9	4	14
Bill Neary	0-2	0-0	0	1	0
Jerome Whitehead	2-8	4-4	11	2	8
Butch Lee	6-14	7-7	3	1	19
Jim Boylan	5-7	4-4	4	3	14
Bernard Toone	3-6	0-1	0	1	6
Gary Rosenberger	1-1	4-4	1	1	6
Team			1		
TOTALS	22-47	23-25	29	13	67

North Carolina	FG-A	FT-A	RB	PF	TP
Walter Davis	6-13	8-10	8	4	20
Mike O'Koren	6-10	2-4	11	5	14
Rich Yonakor	3-5	0-0	4	0	6
Phil Ford	3-10	0-0	2	3	6
John Kuester	2-6	1-2	0	5	5
Steve Kraficisin	1-1	0-0	0	0	2
Tom Zaliagiris	2-3	0-0	0	3	4
Dudley Bradley	1-1	0-0	0	2	2
Bruce Buckley	0-1	0-0	0	1	0
Jeff Wolf	0-1	0-0	1	0	0
Dave Colescott	0-0	0-0	0	0	0
Woody Coley	0-0	0-0	0	0	0
Ged Doughton	0-0	0-0	0	0	0
John Virgil	0-0	0-0	0	1	0
Team			2		
TOTALS	24-51	11-16	28	24	59


Turnovers: Marquette 11, North Carolina 14. Halftime: Marquette 39, North Carolina 27. Technical foul: Toone. Officials: Reggie Copeland, Paul Galvan. Attendance: 16,086.

1978 CHAMPIONSHIP GAME, March 27 at St. Louis KENTUCKY 94, DUKE 88

Kentucky	FG-A	FT-A	RB	PF	TP
Jack Givens	18-27	5-8	8	4	41
Rick Robey	8-11	4-6	11	2	20
Mike Phillips	1-4	2-2	2	5	4
Kyle Macy	3-3	3-4	0	1	9
Truman Claytor	3-5	2-4	0	2	8
James Lee	4-8	0-0	4	4	8
Jay Shidler	1-5	0-1	1	3	2
LaVon Williams	1-3	0-0	4	2	2
Chuck Aleksinas	0-0	0-0	0	1	0
Fred Cowan	0-2	0-0	2	1	0
Tim Stephens	0-0	0-0	0	0	0
Scott Courts	0-0	0-0	0	0	0
Chris Gettelfinger	0-0	0-0	0	0	0
Dwane Casey	0-0	0-0	0	0	0
Team			0		
TOTALS	39-68	16-25	32	25	94

Duke	FG-A	FT-A	RB	PF	TP
Eugene Banks	6-12	10-12	8	2	22
Kenny Dennard	5-7	0-0	9	5	10
Mike Gminski	6-16	8-8	12	3	20
John Harrell	2-2	0-0	0	3	4
Jim Spanarkel	8-16	5-6	2	4	21
Bob Bender	1-2	5-5	1	3	7
Jim Suddath	1-3	2-3	2	1	4
Scott Goetsch	0-1	0-0	1	1	0
Team			1		
TOTALS	29-59	30-34	36	22	88

Turnovers: Kentucky 14, Duke 17. Halftime: Kentucky 45, Duke 38. Technical fouls: Duke bench. Officials: Jim Bain, Roy Clymer. Attendance: 18,721.



1978 Kentucky—Front Row (left to right): Head coach Joe Hall, Jay Shidler, Dwane Casey, Kyle Macy, Jack Givens, Tim Stephens, Chris Gettelfinger, Truman Claytor and assistant coach Dick Parsons. Back Row: Assistant athletic trainer Walt McCombs, manager Don Sullivan, LaVon Williams, Scott Courts, Mike Phillips, Rick Robey, Chuck Aleksinas, Fred Cowan, James Lee, assistant coach Leonard Hamilton and assistant coach Joe Dean Jr.

1979 CHAMPIONSHIP GAME, March 26 at Salt Lake City MICHIGAN ST. 75, INDIANA ST. 64

Michigan St.	FG-A	FT-A	RB	PF	TP
Greg Kelsner	7-13	5-6	8	4	19
Magic Johnson	8-15	8-10	7	3	24
Jay Vincent	2-5	1-2	2	4	5
Terry Donnelly	5-5	5-6	4	2	15
Mike Brkovich	1-2	3-7	4	1	5
Ron Charles	3-3	1-2	7	5	7
Mike Longaker	0-0	0-0	0	0	0
Rob Gonzalez	0-0	0-0	0	0	0
Team			2		
TOTALS	26-43	23-33	34	19	75

Indiana St.	FG-A	FT-A	RB	PF	TP
Brad Miley	0-0	0-1	3	1	0
Alex Gilbert	2-3	0-4	4	4	4
Larry Bird	7-21	5-8	13	3	19
Carl Nicks	7-14	3-6	2	5	17
Steve Reed	4-9	0-0	0	4	8
Bob Heaton	4-14	2-2	6	2	10
Leroy Staley	2-2	0-1	3	2	4
Rich Nemcek	1-1	0-0	0	3	2
Team			3		
TOTALS	27-64	10-22	34	24	64

Turnovers: Michigan St. 16, Indiana St. 10. Halftime: Michigan St. 37, Indiana St. 28. Technical fouls: Bird. Officials: Gary Muncy, Hank Nichols, Lenny Wirtz. Attendance: 15,410.



1979 Michigan State—Front Row (left to right): Manager Randy Bishop, equipment manager Ed Belloli, assistant coach Fred Paulsen, assistant coach Bill Berry, head coach Jud Heathcote, assistant coach Dave Harshman, athletic trainer Clint Thompson and manager Darwin Payton. Back Row: Terry Donnelly, Greg Lloyd, Gerald Gilkie, Don Brkovich, Rick Kaye, Ron Charles, Magic Johnson, Greg Kelsner, Jay Vincent, Rob Gonzalez, Mike Brkovich, Jamie Huffman and Mike Longaker.

1980 CHAMPIONSHIP GAME, March 24 at Indianapolis LOUISVILLE 59, UCLA 54

Louisville	FG-A	FT-A	RB	PF	TP
Rodney McCray	2-4	3-4	11	4	7
Derek Smith	3-9	3-4	5	2	9
Wiley Brown	4-12	0-2	7	3	8
Jerry Eaves	4-7	0-2	3	3	8
Darrell Griffith	9-16	5-8	2	3	23
Tony Branch	0-0	0-0	0	0	0
Roger Burkman	0-1	0-0	1	4	0
Poncho Wright	2-4	0-0	4	1	4
Team			3		
TOTALS	24-53	11-20	36	20	59

UCLA	FG-A	FT-A	RB	PF	TP
Kiki Vandeweghe	4-9	6-6	7	3	14
James Wilkes	1-4	0-0	6	3	2
Mike Sanders	4-10	2-4	6	4	10
Rod Foster	6-15	4-4	1	3	16
Michael Holton	1-3	2-2	2	2	4
Darren Daye	1-3	0-0	1	1	2
Cliff Pruitt	2-8	2-2	6	2	6
Tony Anderson	0-0	0-0	0	0	0
Darrell Allums	0-0	0-0	2	0	0
Team			3		
TOTALS	19-52	16-18	34	18	54

Turnovers: Louisville 17, UCLA 16. Halftime: UCLA 28, Louisville 26. Officials: Larry Lembo, Hank Nichols, Rich Weiler. Attendance: 16,637.



1980 Louisville—Front Row (left to right): Manager Randy Bufford, Greg Deuser, Jerry Eaves, Roger Burkman, head coach Denny Crum, Darrell Griffith, Tony Branch, Poncho Wright and manager Lambert Jemley. Back Row: Assistant coach Jerry Jones, graduate assistant coach Mark McDonald, Rodney McCray, Daryl Cleveland, Marty Pulliam, Scooter McCray, Wiley Brown, Derek Smith, assistant coach Wade Houston, assistant head coach Bill Olsen and athletic trainer Steve Donohue.

THE TOURNAMENT FIELD

1981 CHAMPIONSHIP GAME, March 30 at Philadelphia INDIANA 63, NORTH CAROLINA 50



1981 Indiana—Front Row (left to right): Manager Steve Skoronski, Eric Kirchner, Ray Tolbert, Glen Grunwald, Steve Risley and Phil Isenberger. Middle Row: Assistant coach Gerry Gimelstob, assistant coach Jene Davis, Chuck Franz, Randy Wittman, Isiah Thomas, Ted Kitchel, assistant coach Jim Crews and athletic trainer Bob Young. Back Row: Team physician Dr. Brad Bomba, head coach Bob Knight, Landon Turner, Mike LaFave, Steve Bouchie, Tony Brown, Jim Thomas and volunteer coach Steve Downing.

Indiana	FG-A	FT-A	RB	PF	TP
Landon Turner	5-8	2-2	6	5	12
Ted Kitchel	0-1	0-0	0	3	0
Ray Tolbert	1-4	3-6	11	0	5
Randy Wittman	7-13	2-2	4	2	16
Isiah Thomas	8-17	7-8	2	4	23
Jim Thomas	1-4	0-0	4	2	2
Steve Risley	1-1	3-4	4	1	5
Team			2		
TOTALS	23-48	17-22	33	17	63

North Carolina	FG-A	FT-A	RB	PF	TP
Al Wood	6-13	6-9	6	4	18
James Worthy	3-11	1-2	6	5	7
Sam Perkins	5-8	1-2	8	3	11
Mike Pepper	2-5	2-2	1	1	6
Jimmy Black	3-4	0-0	2	5	6
Jimmy Braddock	0-2	0-0	0	1	0
Eric Kenny	0-1	0-0	1	0	0
Pete Budko	0-1	0-0	1	0	0
Matt Doherty	1-2	0-1	4	4	2
Chris Brust	0-0	0-0	0	0	0
Team			0		
TOTALS	20-47	10-16	29	23	50

Turnovers: Indiana 14, North Carolina 19. Halftime: Indiana 27, North Carolina 26. Technical foul: Turner. Officials: Ken Lauderdale, Lou Moser, Booker Turner. Attendance: 18,276.

1982 CHAMPIONSHIP GAME, March 29 at New Orleans NORTH CAROLINA 63, GEORGETOWN 62



1982 North Carolina—Front Row (left to right): Athletic trainer Marc Davis, assistant coach Roy Williams, head coach Dean Smith, Jimmy Braddock, Jeb Barlow, Jimmy Black, Chris Brust, Lynwood Robinson, manager Chuck Duckett, assistant coach Eddie Fogler and assistant coach Bill Guthridge. Back Row: Manager David Hart, manager Ralph Meekins, Dean Shaffer, Michael Jordan, James Worthy, John Brownlee, Timo Makkonen, Warren Martin, Sam Perkins, Matt Doherty, Cecil Exum, Buzz Peterson and manager David Daly.

North Carolina	FG-A	FT-A	RB	PF	TP
Matt Doherty	1-3	2-3	3	0	4
James Worthy	13-17	2-7	4	3	28
Sam Perkins	3-7	4-6	7	2	10
Jimmy Black	1-4	2-2	3	2	4
Michael Jordan	7-13	2-2	9	2	16
Buzz Peterson	0-3	0-0	1	0	0
Chris Brust	0-0	1-2	1	1	1
Jimmy Braddock	0-0	0-0	0	1	0
Team			2		
TOTALS	25-47	13-22	30	11	63

Georgetown	FG-A	FT-A	RB	PF	TP
Eric Smith	6-8	2-2	3	5	14
Mike Hancock	0-2	0-0	0	1	0
Patrick Ewing	10-15	3-3	11	4	23
Fred Brown	1-2	2-2	2	4	4
Eric Floyd	9-17	0-0	3	2	18
Ed Spriggs	0-2	1-2	1	2	1
Gene Smith	0-0	0-0	0	1	0
Anthony Jones	1-3	0-0	0	0	2
Bill Martin	0-2	0-0	0	1	0
Team			2		
TOTALS	27-51	8-9	20	20	62

Turnovers: North Carolina 13, Georgetown 12. Halftime: Georgetown 32, North Carolina 31. Officials: John Dabrow, Bobby Dibbler, Hank Nichols. Attendance: 61,612.

1983 CHAMPIONSHIP GAME, April 4 at Albuquerque, NM NORTH CAROLINA ST. 54, HOUSTON 52



1983 North Carolina State—Front Row (left to right): Alvin Battle, Thurl Bailey, Sidney Lowe, Dereck Whittenburg, Quinton Leonard and Harold Thompson. Middle Row: George McClain, Walt Densmore, Dinky Proctor, Cozell McQueen, Lorenzo Charles, Mike Warren, Terry Gannon and Ernie Myers. Back Row: Manager Gary Bryant, head athletic trainer Craig Sink, assistant coach Ed McLean, assistant coach Ray Martin, head coach Jim Valvano, assistant coach Tom Abatemarco, graduate assistant coach Max Perry, manager Steve Whitt and assistant athletic trainer Jim Rehbock.

North Carolina St.	FG-A	FT-A	RB	PF	TP
Terry Gannon	3-4	1-2	1	3	7
Dereck Whittenburg	6-17	2-2	5	3	14
Ernie Myers	0-0	0-0	1	0	0
Alvin Battle	0-1	2-2	1	1	2
Sidney Lowe	4-9	0-1	0	2	8
Thurl Bailey	7-16	1-2	5	1	15
Lorenzo Charles	2-7	0-0	7	2	4
Cozell McQueen	1-5	2-2	12	4	4
Team			2		
TOTALS	23-59	8-11	34	16	54

Houston	FG-A	FT-A	RB	PF	TP
Clyde Drexler	1-5	2-2	2	4	4
Larry Micheaux	2-6	0-0	6	1	4
Akeem Olajuwon	7-15	6-7	18	1	20
Alvin Franklin	2-6	0-1	0	0	4
Michael Young	3-10	0-4	8	0	6
Reid Gettys	2-2	0-0	2	3	4
Benny Anders	4-9	2-5	2	2	10
Bryan Williams	0-1	0-0	4	3	0
David Rose	0-1	0-0	1	2	0
Team			1		
TOTALS	21-55	10-19	44	16	52

Turnovers: North Carolina St. 6, Houston 13. Halftime: North Carolina St. 33, Houston 25. Officials: Joe Forte, Paul Housman, Hank Nichols. Attendance: 17,327.

1984 CHAMPIONSHIP GAME, April 2 at Seattle GEORGETOWN 84, HOUSTON 75

Georgetown	FG-A	FT-A	RB	A	PF	TP
Ralph Dalton	0-0	0-0	2	0	1	0
David Wingate	5-10	6-9	1	3	4	16
Patrick Ewing	4-8	2-2	9	3	4	10
Fred Brown	1-2	2-2	4	4	4	4
Michael Jackson	3-4	5-5	0	6	4	11
Bill Martin	3-6	0-0	2	0	0	6
Horace Broadnax	2-3	0-0	0	0	2	4
Reggie Williams	9-18	1-2	7	3	2	19
Michael Graham	7-9	0-2	5	0	4	14
Victor Morris	0-0	0-0	0	0	0	0
Team			0			
TOTALS	34-60	16-22	30	19	25	84
Houston	FG-A	FT-A	RB	A	PF	TP
Rickie Winslow	0-1	2-2	6	3	4	2
Michael Young	8-21	2-3	5	1	3	18
Akeem Olajuwon	6-9	3-7	9	0	4	15
Alvin Franklin	8-15	5-6	2	9	3	21
Reid Gettys	3-3	0-0	1	7	2	6
Derek Giles	0-0	0-0	0	0	0	0
Benny Anders	2-2	0-2	0	0	0	4
Greg Anderson	1-1	0-0	2	0	0	2
Braxton Clark	0-0	0-0	0	0	0	0
Eric Dickens	2-3	1-2	0	0	5	5
Renaldo Thomas	0-0	0-0	0	0	0	0
James Weaver	0-0	0-0	0	0	0	0
Gary Orsak	1-1	0-0	0	0	0	2
Marvin Alexander	0-0	0-0	1	0	0	0
Stacey Belcher	0-0	0-0	0	0	0	0
Team			0			
TOTALS	31-56	13-22	26	20	21	75

Turnovers: Georgetown 9, Houston 20. Halftime: Georgetown 40, Houston 30. Officials: Ron Spittler, Mike Tanco, Booker Turner. Attendance: 38,471.



1984 Georgetown—Front Row (left to right): Bill Martin, Gene Smith, manager Steve Wolf, Fred Brown and Ralph Dalton. Back Row: Manager George Jackson, Michael Jackson, Clifton Dairsow, Victor Morris, Patrick Ewing, Michael Graham, Reggie Williams, David Wingate, Horace Broadnax and manager David Greene.

THE TOURNAMENT FIELD

1985 CHAMPIONSHIP GAME, April 1 at Lexington, KY VILLANOVA 66, GEORGETOWN 64


Villanova	FG-A	FT-A	RB	A	PF	TP
Harold Pressley	4-6	3-4	4	1	1	11
Dwayne McClain	5-7	7-8	1	3	3	17
Ed Pinckney	5-7	6-7	6	5	3	16
Dwight Wilbur	0-0	0-0	0	1	0	0
Gary McLain	3-3	2-2	2	2	2	8
Harold Jensen	5-5	4-5	1	2	2	14
Mark Plansky	0-0	0-1	0	0	1	0
Chuck Everson	0-0	0-0	0	0	0	0
Team			3			
TOTALS	22-28	22-27	17	14	12	66
Georgetown	FG-A	FT-A	RB	A	PF	TP
Bill Martin	4-6	2-2	5	1	2	10
Reggie Williams	5-9	0-2	4	2	3	10
Patrick Ewing	7-13	0-0	5	2	4	14
Michael Jackson	4-7	0-0	0	9	4	8
David Wingate	8-14	0-0	2	2	4	16
Perry McDonald	0-1	0-0	0	0	0	0
Horace Broadnax	1-2	2-2	1	2	4	4
Ralph Dalton	0-1	2-2	0	0	1	2
Team			0			
TOTALS	29-53	6-8	17	18	22	64

Turnovers: Villanova 17, Georgetown 11. Halftime: Villanova 29, Georgetown 28. Officials: John Clougherty, Bobby Dibbler, Don Rutledge. Attendance: 23,124.



1985 Villanova—Front Row (left to right): Dwight Wilbur, Veltra Dawson, R.C. Massimino, Gary McLain, Brian Harrington, Harold Jensen and Steve Pinone. Back Row: Wyatt Maker, Ed Pinckney, Mark Plansky, Harold Pressley, head coach Rollie Massimino, Dwayne McClain, Connally Brown and Chuck Everson.

1986 CHAMPIONSHIP GAME, March 31 at Dallas LOUISVILLE 72, DUKE 69




1986 Louisville—Front Row (left to right): Kevin Walls, Chris West, Mike Abram and Keith Williams. Middle Row: Herbert Crook, Jeff Hall, Billy Thompson, head coach Denny Crum, Milt Wagner, Robbie Valentine and Mark McSwain. Back Row: Manager Jeff Witt, athletic trainer Jerry May, assistant coach Jerry Jones, assistant coach Wade Houston, Avery Marshall, David Robinson, Will Olliges, Pervis Ellison, Kenny Payne, Tony Kimbro, assistant coach Bobby Dotson, conditioning coordinator Doug Semenick and graduate assistant coach Jeff Van Pelt.

Louisville	FG-A	FT-A	RB	A	BK	ST	PF	TP
Herbert Crook	5-9	0-3	12	5	0	0	2	10
Billy Thompson	6-8	1-3	4	2	2	0	4	13
Pervis Ellison	10-14	5-6	11	1	2	1	4	25
Milt Wagner	2-6	5-5	3	2	1	1	4	9
Jeff Hall	2-4	0-0	2	2	0	2	2	4
Mark McSwain	2-4	1-2	3	2	0	1	1	5
Kevin Walls	0-1	0-0	1	0	0	0	2	0
Tony Kimbro	2-4	2-2	2	2	2	0	1	6
Team			1					
TOTALS	29-50	14-21	39	16	7	5	20	72

Duke	FG-A	FT-A	RB	A	BK	ST	PF	TP
David Henderson	5-15	4-4	4	4	0	3	5	14
Mark Alarie	4-11	4-4	6	0	0	1	5	12
Jay Bilas	2-3	0-0	3	0	0	0	4	4
Tommy Amaker	3-10	5-6	2	7	0	7	3	11
Johnny Dawkins	10-19	4-4	4	0	0	2	1	24
Danny Ferry	1-2	2-2	4	0	0	0	2	4
Billy King	0-1	0-1	0	1	0	0	2	0
Weldon Williams	0-1	0-0	0	0	0	0	0	0
Team			4					
TOTALS	25-62	19-21	27	12	0	13	22	69

Turnovers: Louisville 24, Duke 14. Halftime: Duke 37, Louisville 34. Officials: Hank Nichols, Pete Pavia, Don Rutledge. Attendance: 16,493.

1987 CHAMPIONSHIP GAME, March 30 at New Orleans INDIANA 74, SYRACUSE 73




1987 Indiana—Front Row (left to right): Todd Jadlow, Keith Smart, Todd Meier, Steve Alford, Daryl Thomas, Dean Garrett, Kreigh Smith and Joe Hillman. Second Row: Tony Freeman, Dave Minor, Jeff Oliphant, Brian Sloan, Steve Eyl, Magnus Pelkowski and Rick Calloway. Third Row: Athletic trainer Tim Garl, assistant coach Ron Felling, assistant coach Joby Wright, head coach Bob Knight, assistant coach Kohn Smith, assistant coach Royce Waltman and team physician Dr. Brad Bomba. Back Row: Graduate assistant coach Julio Salazar, manager Mike McGlothlin, manager Bill Himbrook, graduate assistant coach Murry Bartow and graduate assistant coach Dan Dakich.

Indiana	FG-A	3FG-A	FT-A	RB	A	BK	ST	PF	TP
Rick Calloway	0-3	0-0	0-0	2	1	0	0	3	0
Daryl Thomas	8-18	0-0	4-7	7	1	0	0	1	20
Dean Garrett	5-10	0-0	0-0	10	0	3	0	4	10
Steve Alford	8-15	7-10	0-0	3	5	0	2	2	23
Keith Smart	9-15	0-1	3-4	5	6	0	2	2	21
Kreigh Smith	0-0	0-0	0-0	0	0	0	0	1	0
Steve Eyl	0-0	0-0	0-0	1	1	0	0	2	0
Joe Hillman	0-1	0-0	0-0	2	6	0	3	2	0
Todd Meier	0-0	0-0	0-1	1	0	0	0	0	0
Team				4					
TOTALS	30-62	7-11	7-12	35	20	3	7	17	74

Syracuse	FG-A	3FG-A	FT-A	RB	A	BK	ST	PF	TP
Derrick Coleman	3-7	0-0	2-4	19	1	3	1	2	8
Howard Triche	3-9	0-0	2-4	1	1	0	0	4	8
Rony Seikaly	7-13	0-0	4-6	10	1	3	1	3	18
Sherman Douglas	8-15	2-2	2-2	2	7	0	1	3	20
Greg Monroe	5-11	2-8	0-1	2	3	0	2	1	12
Derek Brower	3-3	0-0	1-3	1	0	0	0	3	7
Steve Thompson	0-2	0-0	0-0	3	1	1	0	0	0
Team				0					
TOTALS	29-60	4-10	11-20	38	14	7	5	16	73

Turnovers: Indiana 11, Syracuse 14. Halftime: Indiana 34, Syracuse 33. Officials: Nolan Fine, Joe Forte, Jody Silvester. Attendance: 64,959.

1988 CHAMPIONSHIP GAME, April 4 at Kansas City, MO KANSAS 83, OKLAHOMA 79



1988 Kansas—Front Row (left to right): Lincoln Minor, Jeff Guelndner, Milt Newton, Kevin Pritchard, Otis Livingston, Scooter Barry, Keith Harris and Mike Maddox. Back Row: Mark Randall, Sean Alvarado, Mike Masucci, Marvin Branch, Danny Manning, Chris Piper, Archie Marshall and manager Bill Pope. Not pictured: Clint Normore and Marvin Mattox.

Kansas	FG-A	3FG-A	FT-A	RB	A	BK	ST	PF	TP
Chris Piper	4-6	0-0	0-0	7	2	0	3	3	8
Jeff Guelndner	1-2	0-1	0-0	2	1	0	1	0	2
Danny Manning	13-24	0-1	5-7	18	2	2	5	3	31
Kevin Pritchard	6-7	1-1	0-0	1	4	0	1	1	13
Milt Newton	6-6	2-2	1-2	4	1	2	0	1	15
Scooter Barry	0-2	0-0	1-2	0	2	0	0	1	1
Mike Maddox	0-0	0-0	0-0	0	0	0	0	1	0
Keith Harris	1-1	0-0	0-0	1	0	0	0	2	2
Clint Normore	3-3	1-1	0-1	1	4	0	0	3	7
Lincoln Minor	1-4	0-0	2-2	1	1	0	1	1	4
Team				1					
TOTALS	35-55	4-6	9-14	36	17	4	11	16	83


Oklahoma	FG-A	3FG-A	FT-A	RB	A	BK	ST	PF	TP
Harvey Grant	6-14	0-0	2-3	5	1	1	1	4	14
Dave Sieger	7-15	7-13	1-2	5	7	0	3	2	22
Stacey King	7-14	0-0	3-3	7	0	2	1	3	17
Mookie Blaylock	6-13	2-4	0-1	5	4	0	7	4	14
Ricky Grace	4-14	1-7	3-4	7	7	0	1	4	12
Terrence Mullins	0-0	0-0	0-0	1	0	0	0	1	0
Team				1					
TOTALS	30-70	10-24	9-13	31	19	3	13	18	79

Turnovers: Kansas 23, Oklahoma 15. Halftime: Tied at 50. Officials: John Clougherty, Tim Higgins, Ed Hightower. Attendance: 16,392.

1989 CHAMPIONSHIP GAME, April 3 at Seattle MICHIGAN 80, SETON HALL 79 (OT)

Michigan	FG-A	3FG-A	FT-A	RB	A	BK	ST	PF	TP
Glen Rice	12-25	5-12	2-2	11	0	0	0	2	31
Mark Hughes	1-1	0-0	0-0	2	0	0	0	2	2
Terry Mills	4-8	0-0	0-0	6	2	3	2	2	8
Mike Griffin	0-0	0-0	0-0	4	3	0	0	4	0
Rumeal Robinson	6-13	0-0	9-10	3	11	0	0	2	21
Loy Vaught	4-8	0-0	0-0	7	0	0	1	2	8
Demetrius Calip	0-2	0-0	0-0	0	1	0	0	3	0
Sean Higgins	3-10	1-4	3-4	9	2	1	0	3	10
Team				3					
TOTALS	30-67	6-16	14-16	45	19	4	3	20	80
Seton Hall	FG-A	3FG-A	FT-A	RB	A	BK	ST	PF	TP
Daryll Walker	5-9	0-1	3-4	11	1	0	0	2	13
Andrew Gaze	1-5	1-5	2-2	3	3	0	1	3	5
Ramon Ramos	4-9	0-0	1-1	5	1	1	1	2	9
John Morton	11-26	4-12	9-10	4	3	0	0	3	35
Gerald Greene	5-13	2-5	1-3	5	5	0	2	3	13
Anthony Avent	1-2	0-0	0-0	3	1	0	0	0	2
Frantz Volcy	0-0	0-0	0-2	1	0	0	0	2	0
Michael Cooper	0-0	0-0	0-0	2	0	1	0	1	0
Pokey Wington	1-1	0-0	0-0	0	0	0	0	1	2
Team				2					
TOTALS	28-65	7-23	16-22	36	14	2	4	17	79

Turnovers: Michigan 14, Seton Hall 11. Halftime: Michigan 37, Seton Hall 32. End of regulation: Tied at 71. Officials: John Clougherty, Mickey Crowley, Tom Rucker. Attendance: 39,187.



1989 Michigan—Front Row (left to right): Head coach Steve Fisher, Mike Griffin, Sean Higgins, Glen Rice, Loy Vaught, Mark Hughes, Terry Mills, J.P. Oosterbaan and Mike Boyd. Back Row: Dan Minert, Joe Czupek, Marc Koenig, Demetrius Calip, Rob Pelinka, Chris Seter, James Voskuil, Kirk Tayler, Rumeal Robinson, Brian Dutcher and Bob Bland. Not pictured: Eric Riley.

1990 CHAMPIONSHIP GAME, April 2 at Denver UNLV 103, DUKE 73


UNLV	FG-A	3FG-A	FT-A	RB	A	BK	ST	PF	TP
Larry Johnson*	8-12	2-2	4-4	11	2	1	4	3	22
Stacey Augmon*	6-7	0-0	0-1	4	7	2	2	5	12
David Butler*	1-4	0-0	2-2	3	3	0	1	3	4
Anderson Hunt*	12-16	4-7	1-2	2	2	0	0	0	29
Greg Anthony*	5-11	0-1	3-4	1	6	0	5	3	13
Stacey Cvijanovich	1-2	1-1	2-2	1	2	0	2	2	5
Travis Bice	0-1	0-1	0-0	0	2	0	1	2	0
Dave Rice	0-2	0-1	0-0	1	0	0	0	0	0
Barry Young	2-2	1-1	0-0	0	0	0	0	1	5
James Jones	4-5	0-0	0-0	2	0	0	0	2	8
Moses Scurry	2-5	0-0	1-2	6	0	0	1	2	5
Chris Jeter	0-0	0-0	0-0	0	0	0	0	0	0
Team				2					
TOTALS	41-67	8-14	13-17	33	24	3	16	23	103
Duke	FG-A	3FG-A	FT-A	RB	A	BK	ST	PF	TP
Robert Brickley*	2-4	0-0	0-2	3	2	0	0	2	4
Christian Laetner*	5-12	0-0	5-6	9	5	0	1	4	15
Alaa Abdelnaby*	5-7	0-0	4-6	7	0	2	0	3	14
Phil Henderson*	9-20	1-8	2-2	2	0	0	1	2	21
Bobby Hurley*	0-3	0-2	2-2	0	3	0	1	3	2
Thomas Hill	0-2	0-0	0-0	3	1	0	1	0	0
Brian Davis	2-5	0-0	2-3	1	0	1	1	1	6
Bill McCaffrey	1-3	0-0	2-2	2	0	0	0	1	4
Greg Koubek	1-4	0-1	0-0	2	0	0	0	0	2
Crawford Palmer	0-0	0-0	3-4	3	0	0	0	0	3
Clay Buckley	0-0	0-0	0-0	1	0	0	0	0	0
Joe Cook	1-1	0-0	0-0	0	0	0	0	0	2
Team				6					
TOTALS	26-61	1-11	20-27	39	11	3	5	16	73

Turnovers: UNLV 17, Duke 23. Halftime: UNLV 47, Duke 35. Officials: Ed Hightower, Tim Higgins, Richie Ballesteros. Attendance: 17,765.



1990 UNLV—Front Row (left to right): Bryan Emerzian, Byron Wesley, Dan Bisek, Sean Watkins and Dave Rice. Middle Row: Greg Anthony, James Jones, David Butler, Anderson Hunt, Travis Bice, Barry Young, Moses Scurry and Stacey Augmon. Back Row: Assistant coach Cleveland Edwards, assistant coach Ron Ganulin, Ed Goorjian, Rob Orellana, Chris Jeter, George Ackles, Larry Johnson, assistant coach Tim Grgurich, assistant coach Denny Hovanec and head coach Jerry Tarkanian.

1991 CHAMPIONSHIP GAME, April 1 at Indianapolis DUKE 72, KANSAS 65



1991 Duke—Front Row (left to right): Manager Ivan Jones, Mark Williams, Antonio Lang, Christian Laettner, Clay Buckley, Greg Koubek, Crawford Palmer, Christian Ast, Grant Hill and manager Pete Lowder. Back Row: Assistant coach Mike Brey, athletic trainer Max Crowder, associate coach Pete Gaudet, Bobby Hurley, Kenny Blakeney, Marty Clark, Brian Davis, Thomas Hill, Bill McCaffrey, assistant coach Jay Bilas, assistant coach Tommy Amaker and head coach Mike Krzyzewski.

Duke	FG-A	3FG-A	FT-A	RB	A	BK	ST	PF	TP
Greg Koubek*	2-4	1-2	0-0	4	0	0	1	1	5
Grant Hill*	4-6	0-0	2-8	8	3	2	2	1	10
Christian Laettner*	3-8	0-0	12-12	10	0	0	1	3	18
Bobby Hurley*	3-5	2-4	4-4	1	9	0	2	1	12
Thomas Hill*	1-5	1-1	0-0	4	1	0	0	2	3
Bill McCaffrey	6-8	2-3	2-2	1	0	0	0	1	16
Antonio Lang	0-0	0-0	0-0	0	0	0	0	0	0
Brian Davis	4-5	0-0	0-2	2	1	0	0	4	8
Crawford Palmer	0-0	0-0	0-0	0	0	0	0	0	0
Team				1					
TOTALS	23-41	6-10	20-28	31	14	2	6	13	72
Kansas	FG-A	3FG-A	FT-A	RB	A	BK	ST	PF	TP
Alonzo Jamison*	1-10	0-2	0-0	4	5	0	4	4	2
Mike Maddox*	2-4	0-0	0-0	3	4	1	0	3	4
Mark Randall*	7-9	1-1	3-6	10	2	0	1	4	18
Terry Brown*	6-15	4-11	0-0	4	1	0	3	1	16
Adonis Jordan*	4-6	2-2	1-2	0	3	0	1	0	11
Patrick Richey	0-1	0-1	0-0	1	0	0	0	0	0
Steve Woodberry	1-4	0-0	0-0	4	0	0	1	4	2
Sean Tunstall	1-5	0-1	0-0	1	0	0	0	3	2
Kirk Wagner	1-1	0-0	0-0	1	0	0	0	0	2
Richard Scott	3-9	0-0	0-0	2	0	1	0	1	6
David Johanning	1-1	0-0	0-0	2	1	0	0	1	2
Team				0					
TOTALS	27-65	7-18	4-8	32	16	2	10	21	65

Turnovers: Duke 18, Kansas 14. Halftime: Duke 42, Kansas 34. Officials: Mickey Crowley, Charles Range, Jim Burr. Attendance: 47,100.

1992 CHAMPIONSHIP GAME, April 6 at Minneapolis DUKE 71, MICHIGAN 51



1992 Duke—Front Row (left to right): Manager Mark Williams, Marty Clark, Bobby Hurley, Brian Davis, Christian Laettner, Thomas Hill, Kenny Blakeney and manager Suzanne Gilbert. Back Row: Head coach Mike Krzyzewski, assistant coach Mike Brey, athletic trainer Max Crowder, Antonio Lang, Erik Meek, Cherokee Parks, Grant Hill, Christian Ast, volunteer coach Jay Bilas, assistant coach Tommy Amaker and associate coach Pete Gaudet.

Duke	FG-A	3FG-A	FT-A	RB	A	BK	ST	PF	TP
Antonio Lang*	2-3	0-0	1-2	4	0	0	1	1	5
Grant Hill*	8-14	0-0	2-2	10	5	2	3	2	18
Christian Laettner*	6-13	2-4	5-6	7	0	1	1	1	19
Bobby Hurley*	3-12	1-3	2-2	3	7	0	1	4	9
Thomas Hill*	5-10	1-2	5-8	7	0	0	2	2	16
Cherokee Parks	1-3	0-0	2-2	3	0	1	0	3	4
Brian Davis	0-2	0-0	0-0	0	0	0	1	0	0
Christian Ast	0-0	0-0	0-0	1	0	0	0	0	0
Marty Clark	0-0	0-0	0-0	0	0	0	0	0	0
Kenny Blakeney	0-0	0-0	0-0	0	0	0	0	0	0
Ron Burt	0-0	0-0	0-0	0	0	0	0	0	0
Team				2					
TOTALS	25-57	4-9	17-22	37	12	4	9	13	71
Michigan	FG-A	3FG-A	FT-A	RB	A	BK	ST	PF	TP
Chris Webber*	6-12	0-2	2-5	11	1	0	2	4	14
Ray Jackson*	0-1	0-0	0-0	1	2	2	1	1	0
Juwan Howard*	4-9	0-1	1-3	3	0	0	0	3	9
Jalen Rose*	5-12	0-3	1-2	5	4	0	2	4	11
Jimmy King*	3-10	1-2	0-0	2	1	1	2	1	7
Eric Riley	2-6	0-0	0-0	4	1	0	0	2	4
James Voskuil	1-2	0-1	2-2	3	3	0	1	2	4
Rob Pelinka	1-2	0-0	0-0	2	1	0	0	0	2
Freddie Hunter	0-0	0-0	0-0	0	0	0	0	0	0
Michael Talley	0-2	0-1	0-0	1	0	0	0	0	0
Jason Bossard	0-1	0-1	0-0	0	0	0	0	0	0
Chris Seter	0-1	0-0	0-0	1	0	0	0	0	0
Chip Armer	0-0	0-0	0-0	0	0	0	0	0	0
Team				2					
TOTALS	22-58	1-11	6-12	35	13	3	8	17	51

Turnovers: Duke 14, Michigan 20. Halftime: Michigan 31, Duke 30. Officials: Gerry Donaghy, Tom Harrington, Dave Libbey. Attendance: 50,379.

1993 CHAMPIONSHIP GAME, April 5 at New Orleans NORTH CAROLINA 77, MICHIGAN 71

North Carolina	FG-A	3FG-A	FT-A	RB	A	BK	ST	PF	TP
Brian Reese*	2-7	0-1	4-4	5	3	0	0	1	8
George Lynch*	6-12	0-0	0-0	10	1	2	1	3	12
Eric Montross*	5-11	0-0	6-9	5	0	1	0	2	16
Derrick Phelps*	4-6	0-1	1-2	3	6	0	3	0	9
Donald Williams*	8-12	5-7	4-4	1	1	0	1	1	25
Pat Sullivan	1-2	0-0	1-2	1	1	0	0	2	3
Kevin Salvadori	0-0	0-0	2-2	4	1	1	0	1	2
Henrik Rodl	1-4	0-2	0-0	0	0	0	2	0	2
Dante Calabria	0-0	0-0	0-0	0	0	0	0	0	0
Matt Wenstrom	0-1	0-0	0-0	0	0	0	0	0	0
Scott Cherry	0-0	0-0	0-0	0	0	0	0	0	0
Team				0					
TOTALS	27-55	5-11	18-23	29	13	4	7	10	77
Michigan	FG-A	3FG-A	FT-A	RB	A	BK	ST	PF	TP
Chris Webber*	11-18	0-1	1-2	11	1	3	1	2	23
Ray Jackson*	2-3	0-0	2-2	1	1	0	1	5	6
Juwan Howard*	3-8	0-0	1-1	7	3	0	0	3	7
Jalen Rose*	5-12	2-6	0-0	1	4	0	0	3	12
Jimmy King*	6-13	1-5	2-2	6	4	0	1	2	15
Eric Riley	1-3	0-0	0-0	3	1	1	1	1	2
Rob Pelinka	2-4	2-3	0-0	2	1	0	0	1	6
Michael Talley	0-0	0-0	0-0	0	1	0	0	1	0
James Voskuil	0-1	0-0	0-0	0	1	0	0	0	0
Team				2					
TOTALS	30-62	5-15	6-7	33	17	4	4	18	71

Turnovers: North Carolina 10, Michigan 14. Halftime: North Carolina 42, Michigan 36. Technical fouls: Michigan bench. Officials: Ed Hightower, Tom Harrington, Jim Stupin. Attendance: 64,151.



1993 North Carolina—Front Row (left to right): Strength coach Harley Dartt, athletic trainer Marc Davis, head coach Dean Smith, Travis Stephenson, Henrik Rodl, Matt Wenstrom, George Lynch, Scott Cherry, assistant coach Phil Ford, assistant athletics director Dave Hanners and assistant coach Bill Guthridge. Back Row: Manager Sam Rogers, manager Bobby Dawson, manager Laura Johnson, Larry Davis, Derrick Phelps, Pat Sullivan, Ed Geth, Eric Montross, Serge Zwikker, Kevin Salvadori, Brian Reese, Dante Calabria, Donald Williams, manager Chuck Lisenbee, manager Eddie Wills and manager Eran Bloxam.

1994 CHAMPIONSHIP GAME, April 4 at Charlotte, NC ARKANSAS 76, DUKE 72

Arkansas	FG-A	3FG-A	FT-A	RB	A	BK	ST	PF	TP
Ken Biley*	0-0	0-0	0-0	0	0	0	0	1	0
Corliss Williamson*	10-24	0-0	3-5	8	3	2	2	3	23
Dwight Stewart*	3-11	0-5	0-0	9	4	0	4	3	6
Corey Beck*	5-11	0-1	5-8	10	4	0	1	3	15
Scotty Thurman*	6-13	3-5	0-0	5	1	0	1	2	15
Clint McDaniel	2-5	1-3	2-4	2	3	0	3	2	7
Darnell Robinson	1-5	0-0	0-0	2	0	0	0	1	2
Al Dillard	1-5	1-4	1-2	1	0	0	0	1	4
Davor Rimac	0-1	0-0	0-0	0	0	1	0	0	0
Lee Wilson	2-2	0-0	0-0	4	0	0	0	1	4
Team				3					
TOTALS	30-77	5-18	11-19	44	15	3	11	17	76
Duke	FG-A	3FG-A	FT-A	RB	A	BK	ST	PF	TP
Antonio Lang*	6-9	0-0	3-3	5	3	1	0	5	15
Grant Hill*	4-11	1-4	3-5	14	6	3	3	3	12
Cherokee Parks*	7-10	0-0	0-1	7	0	2	0	3	14
Jeff Capel*	6-16	2-6	0-0	5	4	0	1	3	14
Chris Collins*	4-11	4-8	0-0	0	1	1	1	1	12
Marty Clark	1-6	0-2	1-2	1	3	0	0	2	3
Erik Meek	1-2	0-0	0-0	7	0	0	0	1	2
Team				5					
TOTALS	29-65	7-20	7-11	44	17	7	5	18	72

Turnovers: Arkansas 12, Duke 23. Halftime: Arkansas 34, Duke 33. Officials: Jim Burr, Jody Silvester, Ted Valentine. Attendance: 23,674.



1994 Arkansas—Front Row (left to right): Ken Biley, Darnell Robinson, head coach Nolan Richardson, Corliss Williamson, Lee Wilson and Scotty Thurman. Second Row: Ray Biggers, Reggie Garrett, Elmer Martin, John Engskov, Craig Tyson and Davor Rimac. Third Row: Clint McDaniel, Al Dillard, Roger Crawford, Corey Beck, Reggie Merritt and Dwight Stewart.

1995 CHAMPIONSHIP GAME, April 3 at Seattle UCLA 89, ARKANSAS 78




1995 UCLA—Front Row (left to right): Manager Tony Luftman, manager Richard Klingler, manager Greg Buonaccorsi, manager Brendan Jacobson and manager Andrew Pruter. Middle Row: Assistant coach David Boyle, assistant coach Steve Lavin, assistant coach Mark Gottfried, head coach Jim Harrick, assistant coach Lorenzo Romar, assistant coach Phil Frye and assistant coach Tony Spino. Back Row: Tyus Edney, Marquis Burns, Charles O'Bannon, Kevin Dempsey, Ed O'Bannon, Ike Nwankwo, George Zidek, omm'A Givens, J. R. Henderson, Bob Myers, Toby Bailey, Kris Johnson and Cameron Dollar.

UCLA	FG-A	3FG-A	FT-A	RB	A	BK	ST	PF	TP
Charles O'Bannon*	4-10	0-0	3-4	9	6	2	2	1	11
Ed O'Bannon*	10-21	1-4	9-11	17	3	0	3	2	30
George Zidek*	5-8	0-0	4-7	6	0	0	0	4	14
Tyus Edney*	0-0	0-0	0-0	0	0	0	0	0	0
Toby Bailey*	12-20	1-2	1-2	9	3	0	2	3	26
Cameron Dollar	1-4	0-1	4-5	3	8	1	4	4	6
J. R. Henderson	1-5	0-0	0-0	2	1	1	0	1	2
Team				4					
TOTALS	33-68	2-7	21-29	50	21	4	11	15	89
Arkansas	FG-A	3FG-A	FT-A	RB	A	BK	ST	PF	TP
Scotty Thurman*	2-9	1-7	0-0	3	1	0	1	2	5
Corliss Williamson*	3-16	0-0	6-10	4	6	0	4	1	12
Elmer Martin*	1-2	1-2	0-0	3	1	0	1	2	3
Clint McDaniel*	5-10	3-7	3-4	3	1	0	4	5	16
Corey Beck*	4-6	2-3	1-2	3	2	1	3	3	11
Dwight Stewart	5-10	1-5	1-2	5	0	0	0	4	12
Al Dillard	2-4	2-3	0-0	2	1	0	0	1	6
Darnell Robinson	2-3	0-1	0-0	2	0	2	0	3	4
Davor Rimac	1-1	0-0	0-0	2	3	0	2	0	2
Lee Wilson	3-4	0-0	1-2	0	0	1	0	1	7
Landis Williams	0-0	0-0	0-0	0	0	0	0	0	0
Reggie Garrett	0-0	0-0	0-0	0	0	0	0	0	0
Team				4					
TOTALS	28-65	10-28	12-20	31	15	4	15	22	78

Turnovers: UCLA 20, Arkansas 18. Halftime: UCLA 40, Arkansas 39. Officials: Jim Burr, Ted Valentine, John Cahill. Attendance: 38,540.

1996 CHAMPIONSHIP GAME, April 1 at East Rutherford, NJ KENTUCKY 76, SYRACUSE 67



1996 Kentucky—Front Row (left to right): Assistant coach Delray Brooks, head coach Rick Pitino, Allen Edwards, Derek Anderson, Jeff Sheppard, Tony Delk, Anthony Epps, Cameron Mills, Wayne Turner, associate coach Jim O'Brien and assistant coach Winston Bennett. Back Row: Equipment manager Bill Keightley, administrative assistant George Barber, Jason Lathrem, Oliver Simmons, Nazr Mohammed, Mark Pope, Walter McCarty, Antoine Walker, Jared Prickett, Ron Mercer, athletic trainer Eddie Jamiel, assistant strength coach Layne Kaufman and strength coach Shaun Brown.

Kentucky	FG-A	3FG-A	FT-A	RB	A	BK	ST	PF	TP
Derek Anderson*	4-8	2-3	1-1	4	1	0	3	2	11
Antoine Walker*	4-12	0-1	3-6	9	4	0	4	2	11
Walter McCarty*	2-6	0-0	0-0	7	3	0	0	3	4
Tony Delk*	8-20	7-12	1-2	7	2	1	2	2	24
Anthony Epps*	0-6	0-3	0-0	4	7	0	0	1	0
Mark Pope	1-6	0-2	2-2	3	2	0	1	3	4
Ron Mercer	8-12	3-4	1-1	2	2	0	1	3	20
Jeff Sheppard	1-2	0-1	0-1	2	0	0	0	3	2
Allen Edwards	0-1	0-1	0-0	0	1	0	0	0	0
Team				2					
TOTALS	28-73	12-27	8-13	40	22	1	11	19	76
Syracuse	FG-A	3FG-A	FT-A	RB	A	BK	ST	PF	TP
Todd Burgan*	7-10	3-5	2-5	8	1	0	1	5	19
John Wallace*	11-19	2-3	5-5	10	1	1	0	5	29
Oris Hill*	3-9	0-0	1-1	10	1	1	0	2	7
Lazarus Sims*	2-5	1-4	1-2	2	7	0	1	2	6
Jason Cipolla*	3-8	0-3	0-0	1	2	0	4	1	6
J.B. Reafsnyder	0-1	0-0	0-0	4	0	0	0	0	0
Marius Janulis	0-0	0-0	0-0	2	0	0	0	2	0
Elimu Nelson	0-0	0-0	0-0	0	0	0	0	0	0
Team				1					
TOTALS	26-52	6-15	9-13	38	12	2	6	17	67

Turnovers: Kentucky 15, Syracuse 24. Halftime: Kentucky 42, Syracuse 33. Officials: John Clougherty, Scott Thornley, Dave Libbey. Attendance: 19,229.

1997 CHAMPIONSHIP GAME, March 31 at Indianapolis ARIZONA 84, KENTUCKY 79 (OT)



1997 Arizona—Front Row (left to right): Athletic trainer Ed Orr, senior manager Deron Davenport, assistant coach Phil Johnson, assistant coach Jessie Evans, head coach Lute Olson, assistant coach Jim Rosborough, coordinator of basketball operations Brad Jepson, equipment manager Walter Teike and video coordinator Ryan Hansen. Back Row: Josh Pastner, Mike Bibby, Quynn Tebbs, Jason Lee, Miles Simon, Justin Wessel, A.J. Bramlett, Donnell Harris, Bennett Davison, Eugene Edgersson, Michael Dickerson, Ortege Jenkins, Jason Terry, John Ash and Jason Stewart.

Arizona	FG-A	3FG-A	FT-A	RB	A	BK	ST	PF	TP
Bennett Davison*	3-9	0-0	3-3	7	0	0	0	2	9
Michael Dickerson*	1-8	1-3	2-2	4	0	0	0	0	5
A.J. Bramlett*	1-3	0-0	1-1	6	1	2	1	5	3
Mike Bibby*	5-12	3-5	6-6	9	4	0	3	1	19
Miles Simon*	8-18	0-2	14-17	3	1	0	0	1	30
Jason Terry	2-6	2-3	2-2	2	5	0	3	1	8
Eugene Edgersson	0-0	0-0	2-2	5	0	0	0	2	2
Donnell Harris	2-2	0-0	4-8	7	1	0	0	4	8
Team				2					
TOTALS	22-58	6-13	34-41	45	12	2	7	16	84
Kentucky	FG-A	3FG-A	FT-A	RB	A	BK	ST	PF	TP
Ron Mercer*	5-9	2-4	1-1	9	6	0	1	5	13
Scott Padgett*	5-16	3-12	4-4	1	0	0	2	5	17
Jamal Magloire*	0-1	0-0	0-0	4	1	2	0	4	0
Wayne Turner*	4-9	0-0	0-1	4	5	1	1	5	8
Anthony Epps*	4-13	3-8	0-0	5	4	0	2	0	11
Allen Edwards	0-0	0-0	0-0	0	0	0	0	0	0
Jared Prickett	1-4	0-0	4-5	5	1	1	2	5	6
Nazr Mohammed	6-11	0-0	0-6	11	0	3	0	3	12
Cameron Mills	5-9	2-6	0-0	1	1	0	1	2	12
Steve Masiello	0-0	0-0	0-0	0	0	0	0	0	0
Team				0					
TOTALS	30-72	10-30	9-17	40	18	7	9	29	79

Turnovers: Arizona 18, Kentucky 16. Halftime: Arizona 33, Kentucky 32. End of regulation: Tied at 74. Officials: Tim Higgins, Ted Valentine, Tom O'Neill. Attendance: 47,028.

1998 CHAMPIONSHIP GAME, March 30 at San Antonio KENTUCKY 78, UTAH 69

Kentucky	FG-A	3FG-A	FT-A	RB	A	BK	ST	PF	TP
Allen Edwards*	2-7	0-3	0-0	1	5	0	1	0	4
Scott Padgett*	6-11	1-5	4-4	5	1	0	0	4	17
Nazr Mohammed*	5-9	0-0	0-0	2	0	2	0	4	10
Wayne Turner*	2-5	0-1	2-4	2	4	0	3	0	6
Jeff Sheppard*	7-14	0-2	2-2	4	3	0	2	1	16
Jamaal Magloire	2-3	0-0	3-3	2	1	3	0	4	7
Heshimu Evans	3-4	2-2	2-2	6	0	1	1	1	10
Cameron Mills	2-4	2-4	2-2	0	1	0	0	0	8
Saul Smith	0-0	0-0	0-0	0	0	0	0	0	0
Michael Bradley	0-0	0-0	0-0	1	0	0	0	1	0
Team				1					
TOTALS	29-57	5-17	15-17	24	15	6	7	15	78
Utah	FG-A	3FG-A	FT-A	RB	A	BK	ST	PF	TP
Hanno Mottola	4-10	1-3	6-6	8	0	0	0	4	15
Alex Jensen	5-6	1-1	3-3	2	2	0	0	2	14
Michael Doleac	5-12	1-1	4-6	10	1	2	3	2	15
Andre Miller	6-15	0-3	4-7	6	5	0	2	5	16
Drew Hansen	1-6	0-2	0-0	5	1	0	3	2	2
Britton Johnsen	3-4	1-2	0-0	4	0	0	0	0	7
Jordie McTavish	0-0	0-0	0-0	0	2	0	0	1	0
David Jackson	0-1	0-1	0-0	0	1	0	0	2	0
Trace Catton	0-1	0-1	0-0	0	0	0	0	0	0
Team				4					
TOTALS	24-55	4-14	17-22	39	12	2	8	18	69

Turnovers: Kentucky 11, Utah 18. Halftime: Utah 41, Kentucky 31. Officials: Jim Burr, Donnee Gray, Mike Sanzere. Attendance: 40,509.



1998 Kentucky—Front Row (left to right): Assistant coach Mike Sutton, head coach Tubby Smith, Saul Smith, Cameron Mills, Jeff Sheppard, Wayne Turner, Steve Masiello, assistant coach George Felton and assistant coach Shawn Finney. Back Row: Special assistant Leon Smith, administrative assistant Simeon Mars, equipment manager Bill Keightley, Ryan Hogan, Heshimu Evans, Scott Padgett, Nazr Mohammed, Jamaal Magloire, Michael Bradley, Myron Anthony, Allen Edwards, athletic trainer Eddie Jamiel and strength coach Tom Boyd.

THE TOURNAMENT FIELD

1999 CHAMPIONSHIP GAME, March 29 at St. Petersburg, Fla. CONNECTICUT 77, DUKE 74

Connecticut	FG-A	3FG-A	FT-A	RB	A	BK	ST	PF	TP
Kevin Freeman*	3-6	0-0	0-0	8	0	3	0	1	6
Richard Hamilton*	10-22	2-4	5-6	7	3	0	2	1	27
Jake Voskuhl*	1-1	0-0	0-0	3	2	2	0	3	2
Ricky Moore*	6-10	1-1	0-1	8	2	0	1	4	13
Khalid El-Amin*	5-12	0-2	2-4	4	4	0	0	3	12
Souleymane Wane	2-2	0-0	0-0	0	0	0	1	4	4
Albert Mouring	3-4	0-1	0-1	3	0	1	0	1	6
Edmond Saunders	1-3	0-0	2-4	3	0	0	0	3	4
Rashamel Jones	1-1	0-0	1-2	2	0	0	0	0	3
Antric Klaiber	0-0	0-0	0-0	0	0	0	0	0	0
Team				3					
TOTALS	32-61	3-8	10-18	41	11	6	4	20	77
Duke	FG-A	3FG-A	FT-A	RB	A	BK	ST	PF	TP
Chris Carrawell*	3-7	0-2	3-4	4	2	2	1	4	9
Shane Battier*	2-7	1-3	1-2	4	2	0	0	3	6
Elton Brand*	5-8	0-0	5-8	13	0	2	2	3	15
William Avery*	3-12	1-3	4-4	4	5	0	0	4	11
Trajan Langdon*	7-15	5-10	6-7	1	1	0	3	2	25
Nate James	0-0	0-0	0-0	1	0	0	0	0	0
Corey Maggette	3-7	0-1	2-2	0	0	0	0	2	8
Chris Burgess	0-0	0-0	0-0	0	0	0	0	1	0
Team				4					
TOTALS	23-56	7-19	21-27	31	10	4	6	19	74

Turnovers: Connecticut 16, Duke 12. Halftime: Duke 39, Connecticut 37. Officials: Tim Higgins, Gerald Boudreaux, Scott Thornley. Attendance: 41,340.



1999 Connecticut— Front Row (left to right): Albert Mouring, Khalid El-Amin, Kevin Freeman, Ricky Moore, head coach Jim Calhoun, Rashamel Jones, Richard Hamilton, E. J. Harrison and Beau Archibald. Back Row: Justin Brown, Ajou Ajou Deng, Jake Voskuhl, assistant coach Tom Moore, associate head coach Dave Leltau, assistant coach Karl Hobbs, trainer Joe Sharpe, Souleymane Wane and Edmund Saunders.

2000 CHAMPIONSHIP GAME, April 3 at Indianapolis MICHIGAN ST. 89, FLORIDA 76



2000 Michigan State— Front Row (left to right): A.J. Granger, Brandon Smith, Mateen Cleaves, head coach Tom Izzo, Charlie Bell, Mat Ishbia and Morris Peterson. Middle Row: Assistant coach Brian Gregory, assistant coach Mike Garland, Mike Chappell, Adam Wolfe, Andre Hutson, Davis Thomas, Jason Richardson, assistant coach Stan Heath and assistant to head coach, Dave Owens. Back Row: Athletic trainer Tom Mackowiak, strength and conditioning coach Mike Vorkapich, Aloysius Anagonye, Adam Ballinger, Jason Andreas, Steve Cherry, equipment manager Dave Pruder and manager Mark Armstrong.

Michigan St.	FG-A	3FG-A	FT-A	RB	A	BK	ST	PF	TP
Andre Hutson*	2-4	0-0	2-2	1	3	0	0	4	6
Morris Peterson*	7-14	3-8	4-6	2	5	0	1	3	21
A.J. Granger*	7-11	3-5	2-2	9	1	0	0	2	19
Mateen Cleaves*	7-11	3-4	1-1	2	4	0	0	1	18
Charlie Bell*	3-6	1-2	2-3	8	5	0	2	2	9
Jason Richardson	4-7	0-0	1-2	2	0	0	1	1	9
Aloysius Anagonye	0-0	0-0	0-0	3	0	1	0	4	0
Mike Chappell	2-4	1-3	0-0	1	0	0	1	0	5
Adam Ballinger	1-1	0-0	0-0	0	0	0	0	2	2
David Thomas	0-0	0-0	0-0	1	1	0	0	1	0
Brandon Smith	0-0	0-0	0-0	0	0	0	0	0	0
Steve Cherry	0-0	0-0	0-0	0	0	0	0	0	0
Mat Ishbia	0-1	0-0	0-0	0	0	0	0	0	0
Team				3					
TOTALS	33-59	11-22	12-16	32	19	1	5	20	89

Florida	FG-A	3FG-A	FT-A	RB	A	BK	ST	PF	TP
Brent Wright*	5-8	0-1	3-5	10	4	0	1	4	13
Mike Miller*	2-5	1-2	5-6	3	2	0	0	0	10
Udonis Haslem*	10-12	0-0	7-7	2	0	1	0	4	27
Teddy Dupay*	0-4	0-2	0-0	0	1	0	0	2	0
Justin Hamilton*	0-1	0-1	0-0	0	0	0	0	1	0
Brett Nelson	4-10	3-6	0-0	4	3	0	2	1	11
Matt Bonner	0-3	0-2	0-0	3	0	0	0	1	0
Kenyan Weaks	1-3	1-1	0-0	1	1	0	2	2	3
Donnell Harvey	3-11	0-0	3-4	6	0	1	0	2	9
Major Parker	1-3	1-3	0-0	0	2	0	0	2	3
Team				1					
TOTALS	26-60	6-18	18-22	30	13	2	5	19	76

Turnovers: Michigan St. 14, Florida 13. Halftime: Michigan St. 43, Florida 32. Officials: James Burr, Gerald Boudreaux, David Hall. Attendance: 43,116.

2001 CHAMPIONSHIP GAME, April 2 at Minneapolis DUKE 82, ARIZONA 72



2001 Duke — Front Row (left to right): Manager Ryan Maschke, manager Lisa Kalich, Andy Borman, Jason Williams, J.D. Simpson, Nate James, Shane Battier, Ryan Caldbeck, Chris Duhon, Andre Buckner, Manager Wynter Galindez, administrative intern Anne Wilson. Back Row: Assistant coach Steve Wojciechowski, director of basketball operations Jeff LaMere, administrative assistant Mike Schrage, assistant coach Chris Collins, Mike Dunleavy, Carlos Boozer, Casey Sanders, Nick Horvath, Matt Christensen, Andre Sweet, Dahntay Jones, head trainer Dave Engelhardt, associate head Coach Johnny Dawkins, head coach Mike Krzyzewski. Not pictured is Reggie Love.

Duke	FG-A	3FG-A	FT-A	RB	A	BK	ST	PF	TP
Shane Battier*	7-14	1-5	3-6	11	6	2	0	1	18
Mike Dunleavy*	8-17	5-9	0-1	3	0	0	0	3	21
Casey Sanders*	0-1	0-0	0-0	2	1	0	1	1	0
Chris Duhon*	3-5	1-1	2-3	4	6	0	0	2	9
Jason Williams*	5-15	2-11	4-6	3	4	0	3	4	16
Carlos Boozer	5-9	0-0	2-3	12	1	2	0	3	12
Nate James	2-3	0-1	2-3	3	0	1	1	3	6
Team				4					
TOTALS	30-64	9-27	13-22	42	18	5	5	17	82

Arizona	FG-A	3FG-A	FT-A	RB	A	BK	ST	PF	TP
Michael Wright*	5-9	0-0	0-1	11	0	2	1	4	10
Richard Jefferson*	7-13	4-8	1-3	8	3	1	1	2	19
Loren Wood*	8-15	0-1	6-8	11	1	4	1	4	22
Gilbert Arenas*	4-17	0-4	2-3	4	4	0	1	1	10
Jason Gardner*	2-11	0-8	3-4	3	2	0	1	2	7
Justin Wessel	0-0	0-0	0-0	0	0	0	0	0	0
Eugene Edgersson	0-0	0-0	0-0	1	0	0	0	4	0
Luke Walton	2-6	0-1	0-0	3	4	0	0	3	4
Team				4					
TOTALS	28-7	4-22	12-19	45	14	7	5	20	72

Turnovers: Duke 11, Arizona 9. Half time: Duke 35, Arizona 33. Officials: Scott Thornley, Gerald Boudreaux, Ed Corbett. Attendance: 45,994.

2002 CHAMPIONSHIP GAME, April 1 at Atlanta MARYLAND 64, INDIANA 52

Maryland	FG-A	3FG-A	FT-A	RB	A	BK	ST	PF	TP
Byron Mouton*	1-5	0-0	2-2	4	1	1	2	2	4
Chris Wilcox*	4-8	0-0	2-4	7	0	1	1	3	10
Lonny Baxter*	6-15	0-0	3-8	14	0	3	1	1	15
Juan Dixon*	6-9	2-4	4-4	5	3	0	5	1	18
Steve Blake*	2-6	0-3	2-2	6	3	0	2	2	6
Drew Nicholas	1-2	0-1	5-6	3	0	0	1	0	7
Ryan Randle	1-1	0-0	0-0	0	0	0	0	1	2
Tahj Holden	0-2	0-1	2-2	3	4	1	0	3	2
Team				0					
TOTALS	21-48	2-9	20-28	42	11	6	12	13	64
Indiana	FG-A	3FG-A	FT-A	RB	A	BK	ST	PF	TP
Jared Jeffries*	4-11	0-1	0-1	7	3	1	1	4	8
Kyle Hornsby*	5-12	4-8	0-1	5	0	0	2	4	14
Jarrad Odle*	0-4	0-0	0-3	4	1	0	1	2	0
Tom Coverdale*	3-11	2-7	0-0	4	2	0	2	2	8
Dane Fife*	4-9	3-6	0-0	5	1	0	2	3	11
A.J. Moye	1-1	0-0	0-0	0	0	0	1	1	2
George Leach	0-0	0-0	0-0	0	0	1	0	0	0
Donald Perry	1-3	1-1	0-0	1	0	0	0	1	3
Jeff Newton	2-7	0-0	2-2	5	2	1	1	3	6
Team				0					
TOTALS	20-58	10-23	2-7	31	9	3	10	20	52

Turnovers: Maryland 16, Indiana 16. Halftime: Maryland 31, Indiana 25. Officials: Jim Burr, Richard Cartmell, Tony Greene. Attendance: 53,406.




2002 Maryland—(left to right): Trainer J.J. Bush, Andre Collins, assistant coach Matt Kovarik, Earl Badu, assistant coach Jimmy Patsos, Steve Blake, Tahj Holden, Juan Dixon (with trophy), Chris Wilcox, head coach Gary Williams, Lonny Baxter, Byron Mouton, Drew Nicholas, Ryan Randle, Calvin McCall, assistant coach Dave Dickerson, Mike Grinnon, strength coach Kurtis Shultz and director of operations Troy Wainwright.

2003 CHAMPIONSHIP GAME, April 7 at New Orleans SYRACUSE 81, KANSAS 78


Syracuse	FG-A	3FG-A	FT-A	RB	A	BK	ST	PF	TP
Hakim Warrick*	2-4	0-0	2-4	2	1	2	0	3	6
Carmelo Anthony*	7-16	3-5	3-4	10	7	0	1	2	20
Craig Forth*	3-4	0-0	0-1	3	0	3	1	5	6
Gerry McNamara*	6-13	6-10	0-0	0	1	0	1	2	18
Kueth Duany*	4-6	2-3	1-2	4	0	0	1	3	11
Josh Pace	4-9	0-0	0-0	8	2	0	3	2	8
Billy Edelin	4-10	0-0	4-6	2	2	0	3	1	12
Jeremy McNeil	0-1	0-0	0-0	5	0	2	0	4	0
Team				2					
TOTALS	30-63	11-18	10-17	36	13	7	10	22	81
Kansas	FG-A	3FG-A	FT-A	RB	A	BK	ST	PF	TP
Nick Collison*	8-14	0-0	3-10	21	3	3	3	5	19
Keith Langford*	7-9	0-1	5-10	2	0	0	1	5	19
Jeff Graves*	7-13	0-0	2-7	16	3	0	1	2	16
Kirk Hinrich*	6-20	3-12	1-1	2	4	1	1	1	16
Aaron Miles*	1-5	0-2	0-0	6	7	0	1	1	2
Michael Lee	2-8	1-5	0-0	1	1	0	2	1	5
Bryant Nash	0-2	0-0	1-2	1	0	0	0	1	1
Team				3					
TOTALS	31-71	4-20	12-30	52	18	4	9	16	78

Turnovers: Syracuse 17, Kansas 18. Halftime: Syracuse 53, Kansas 42. Officials: Gerald Boudreaux, Reginald Cofer, Richard Cartmell. Attendance: 54,524.



2003 Syracuse—Front Row (left to right): Josh Brooks, Tyrone Albright, Josh Pace, Ronneil Herron, Kueth Duany, Gerry McNamara, Gary Hall and Billy Edelin. Second Row: Administrative assistant Clay McKnight, assistant coach Troy Weaver, assistant coach Mike Hopkins, Carmelo Anthony, Jeremy McNeil, Craig Forth, Matt Gorman, Hakim Warrick, Andrew Kouwe, associate head coach Bernie Fine, head coach Jim Boeheim and assistant video coordinator Todd Blumen. Back Row: Student manager Jonathan Sandgarten, student manager Chris Console, associate athletic trainer Brad Pike and assistant strength and conditioning coach Todd Forcier.

2004 CHAMPIONSHIP GAME, April 5 at San Antonio CONNECTICUT 82, GEORGIA TECH 73



2004 Connecticut —Front Row (left to right): Justin Evanovich, Denham Brown, Ben Gordon, Shamon Tooles, head coach Jim Calhoun, Taliek Brown, Marcus Williams, Rashad Anderson, Ryan Swaller. Back Row: Athletic trainer Jason Miller, assistant coach Tom Moore, director of basketball operations Andre LaFleur, Ryan Thompson, Ed Nelson, Josh Boone, Charlie Villanueva, Emeka Okafor, Hilton Armstrong, Marcus White, Jason Baisch, assistant coach Clyde Vaughan, assistant coach George Blaney.

Georgia Tech	FG-A	3FG-A	FT-A	RB	A	BK	ST	PF	TP
Marvin Lewis*	3-9	0-5	0-0	1	1	0	1	3	6
Anthony McHenry*	1-3	1-1	0-0	4	0	1	0	4	3
Luke Schenscher*	4-7	0-0	1-2	11	0	0	0	2	9
B.J. Elder*	4-15	3-8	3-4	4	0	0	0	4	14
Jarrett Jack*	1-8	0-1	5-6	4	3	0	4	3	7
Ism'il Muhammad	5-12	0-0	0-0	5	0	0	2	3	10
Will Bynum	6-11	3-6	2-6	2	5	0	1	4	17
Robert Brooks	0-0	0-0	0-0	0	0	0	0	0	0
Clarence Moore	3-5	0-1	1-3	10	0	0	0	2	7
Theodis Tarver	0-1	0-0	0-0	2	0	0	2	1	0
Team				0					
TOTALS	27-71	7-22	12-21	43	9	1	10	26	73
Connecticut	FG-A	3FG-A	FT-A	RB	A	BK	ST	PF	TP
Josh Boone*	4-6	0-0	1-4	6	1	0	0	2	9
Rashad Anderson*	5-10	2-7	6-8	6	1	0	2	1	18
Emeka Okafor*	10-17	0-0	4-8	15	1	2	1	3	24
Ben Gordon*	5-17	3-8	8-9	2	2	0	2	4	21
Taliek Brown*	2-6	0-0	5-8	6	4	0	0	3	9
Charlie Villanueva	0-0	0-0	0-0	1	1	0	0	1	0
Hilton Armstrong	0-1	0-0	1-2	6	0	0	0	1	1
Shamon Tooles	0-0	0-0	0-0	0	0	0	0	0	0
Denham Brown	0-4	0-2	0-0	6	0	0	0	3	0
Team				2					
TOTALS	26-61	5-17	25-39	50	10	2	5	18	82

Turnovers: Connecticut 16, Georgia Tech 14. Halftime: Connecticut 41, Georgia Tech 26. Officials: Dick Cartml, Verne Harris, Randy McCall. Attendance: 44,468.

2005 CHAMPIONSHIP GAME, April 4 at St. Louis NORTH CAROLINA 75, ILLINOIS 70



2005 North Carolina —Seated (left to right): Strength & conditioning coordinator Jonas Sahratian, administrative assistant Jerod Haase, assistant coach Steve Robinson, assistant Joe Holladay, Raymond Felton, Jackie Manuel, Jawad Williams, Melvin Scott, C.J. Hooker, Rashad McCants, head coach Roy Williams, assistant coach C.B. McGrath, head trainer/physical therapist Marc Davis, video assistant Eric Hoots. Standing: Manager Russ Lauten, manager Kathryn Howlett, manager Zane Hendrix, Wes Miller, Charlie Everett, Reyshawn Terry, Byron Sanders, Damion Grant, Sean May, Marvin Williams, David Noel, Quentin Thomas, manager Preston Puckett, manger Bradley Vanhoj, head manager David Hoots.

North Carolina	FG-A	3FG-A	FT-A	RB	A	BK	ST	PF	TP
Jawad Williams*	3-6	3-4	0-0	5	0	1	1	1	9
Rashad McCants*	6-15	2-5	0-0	2	1	0	1	0	14
Sean May*	10-11	0-0	6-8	10	2	1	0	1	26
Raymond Felton*	4-9	4-5	5-6	3	7	0	2	4	17
Jackie Manuel*	0-1	0-0	0-2	3	2	0	0	4	0
Melvin Scott	0-2	0-1	0-0	2	0	0	0	0	0
Reyshawn Terry	0-0	0-0	0-0	0	0	0	0	0	0
Quentin Thomas	0-0	0-0	0-0	1	0	0	0	1	0
Marvin Williams	4-8	0-1	0-1	5	0	0	0	2	8
David Noel	0-0	0-0	1-2	3	0	0	0	0	1
Team				0					
TOTALS	27-52	9-16	12-19	34	12	2	4	13	75
Illinois	FG-A	3FG-A	FT-A	RB	A	BK	ST	PF	TP
James Augustine*	0-3	0-0	0-0	2	0	0	0	5	0
Roger Powell Jr.*	4-10	1-2	0-0	14	1	0	1	2	9
Luther Head*	8-21	5-16	0-0	5	3	1	2	1	21
Deron Williams*	7-16	3-10	0-2	4	7	0	1	4	17
Dee Brown*	4-10	2-8	2-2	4	7	0	3	1	12
Richard McBride	0-0	0-0	0-0	0	0	0	0	0	0
Warren Carter	0-1	0-1	0-0	1	0	0	1	1	0
Nick Smith	0-0	0-0	0-0	0	0	0	0	0	0
Jack Ingram	4-9	1-3	2-2	7	0	0	0	4	11
Team				2					
TOTALS	27-70	12-40	4-6	39	18	1	8	18	70

Turnovers: North Carolina 10, Illinois 8. Halftime: North Carolina 40, Illinois 27. Officials: Ed Corbett, John Cahill, Verne Harris. Attendance: 47,262.

2006 CHAMPIONSHIP GAME, April 3 at Indianapolis FLORIDA 73, UCLA 57



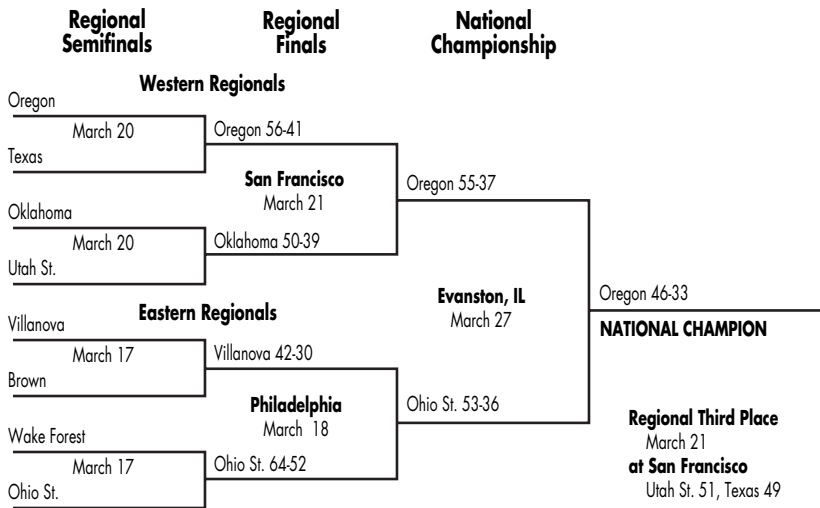
2006 Florida —Front Row (left to right): Managers Drew Feigum, Eric Blinder, Ryan Winters, Mike Weinar, Kyle Gilreath, Joey Koontz, Ryan King, Jarrett Schweim. Middle Row: Lee Humphrey, David Huertas, Garrett Tyler, head coach Billy Donovan, Walter Hodge, Taurean Green, Brett Swanson. Back Row: Assistant coach Larry Shyatt, assistant to the head coach Darren Hertz, assistant coach Donnie Jones, associate head coach Anthony Grant, Corey Brewer, Jimmie Sutton, Al Horford, Joakim Noah, Adrian Moss, Chris Richard, Jack Berry, trainer Dave Werner, strength and conditioning coordinator Matt Herring, video coordinator Adam Beaupre, head manager Matt McCall.

Florida	FG-A	3FG-A	FT-A	RB	A	BK	ST	PF	TP
Corey Brewer*	4-12	2-3	1-3	7	4	1	3	3	11
Joakim Noah*	7-9	0-0	2-2	9	3	6	1	2	16
Al Horford*	5-8	0-0	4-5	7	3	2	0	2	14
Taurean Green*	1-9	0-7	0-1	4	8	0	1	1	2
Lee Humphrey*	4-8	4-8	3-3	1	2	0	0	1	15
Adrian Moss	3-6	0-0	3-4	6	0	0	0	0	9
Walter Hodge	0-3	0-1	0-0	1	1	0	2	1	0
Chris Richard	2-3	0-0	2-2	0	0	1	0	3	6
Team				0					
TOTALS	26-58	6-19	15-20	35	21	10	7	13	73
UCLA	FG-A	3FG-A	FT-A	RB	A	BK	ST	PF	TP
Cedric Bozeman*	2-3	0-0	5-6	3	3	0	0	2	9
Luc Richard									
Mdah A Moute*	3-9	0-2	0-0	10	1	0	0	4	6
Ryan Hollins*	4-10	0-0	2-2	10	0	1	0	2	10
Jordan Farmar*	8-21	1-8	1-2	2	4	0	2	2	18
Arron Afflalo*	3-10	2-7	2-2	2	1	0	1	2	10
Darren Collison	0-3	0-0	0-0	3	1	0	0	3	0
Alfred Aboya	1-1	0-0	0-2	3	1	0	0	2	2
Lorenzo Mata	1-4	0-0	0-0	5	0	0	0	3	2
Michael Roll	0-0	0-0	0-0	0	0	0	0	2	0
Team				2					
TOTALS	22-61	3-17	10-14	40	11	1	3	22	57

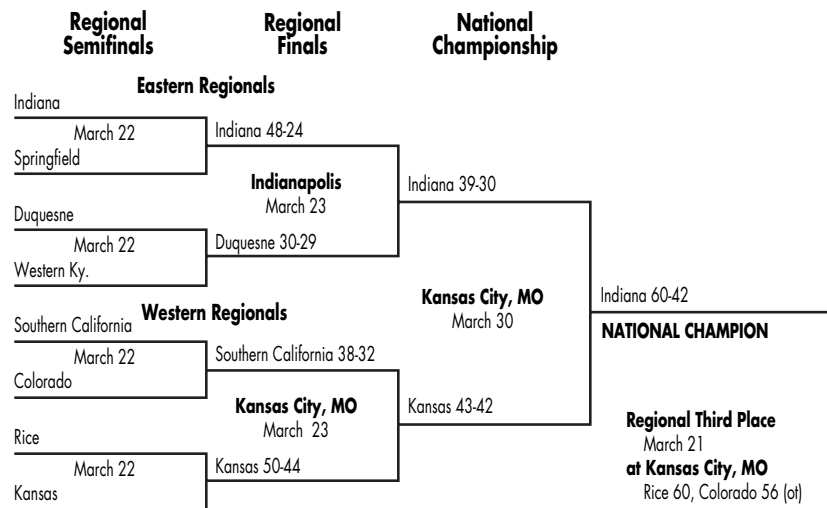
Turnovers: Florida 6, UCLA 12. Halftime: Florida 36, UCLA 25. Officials: Jim Burr, John Cahill, Tony Greene. Attendance: 43,168.

Note: Known starters are marked with an asterisk (*).

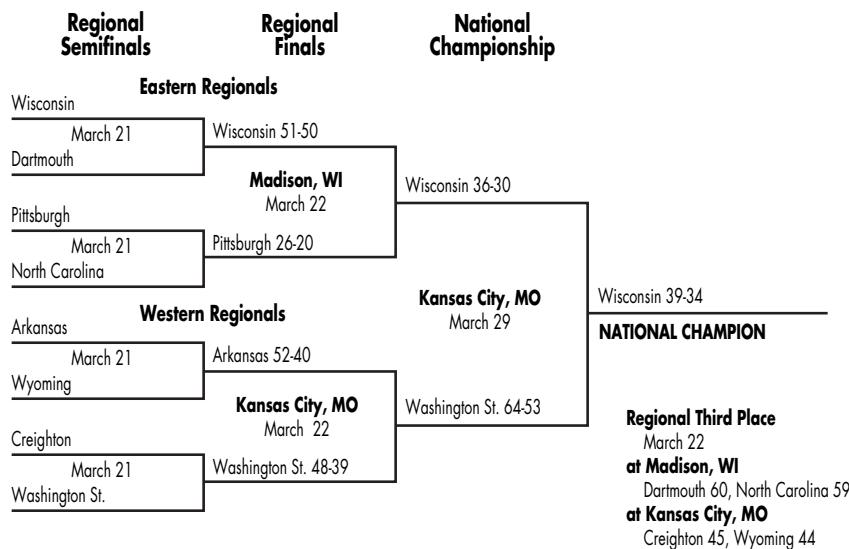
1939 Championship Bracket



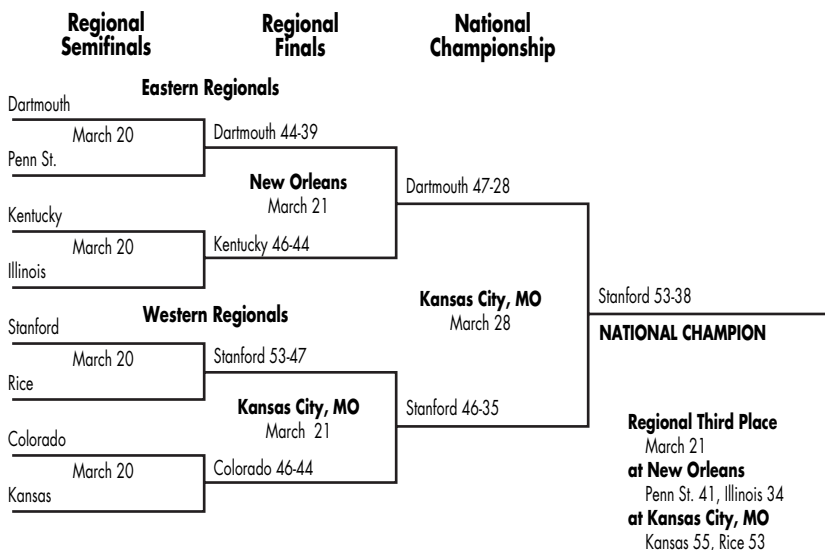
1940 Championship Bracket



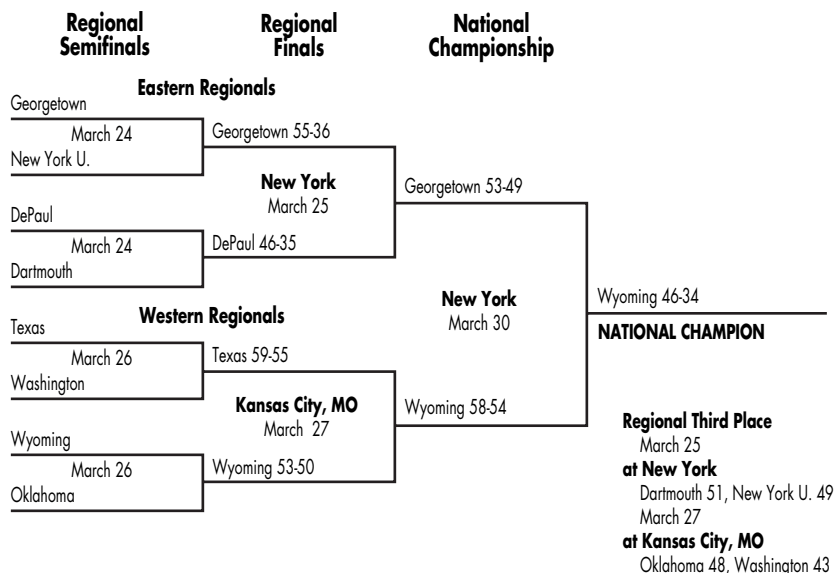
1941 Championship Bracket



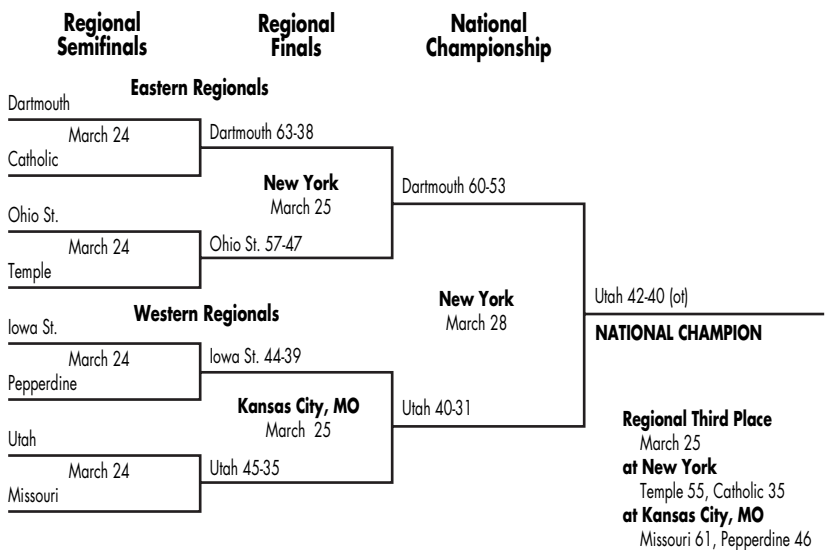
1942 Championship Bracket



1943 Championship Bracket

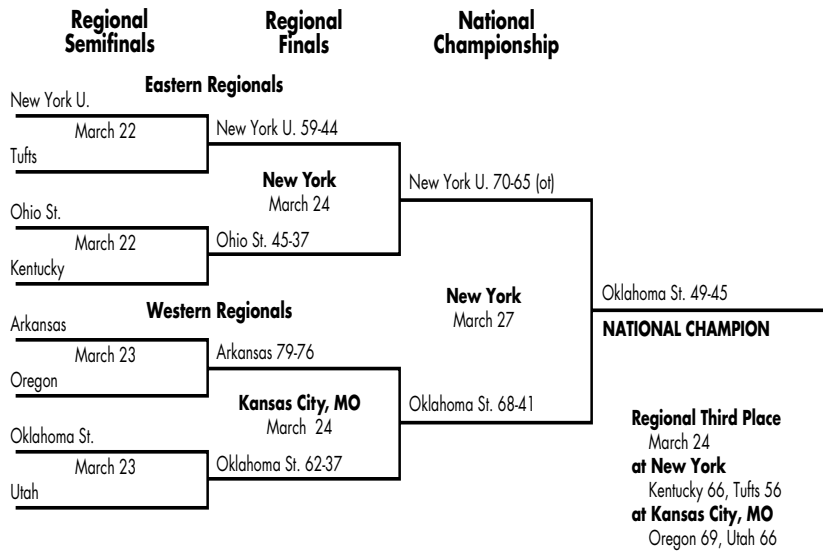


1944 Championship Bracket

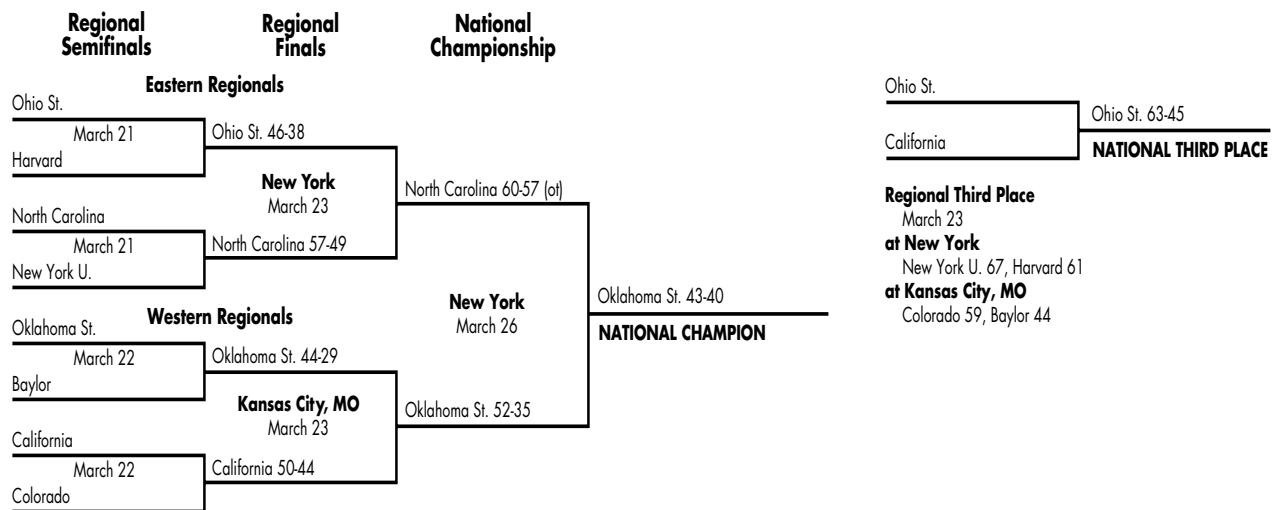


THE TOURNAMENT FIELD

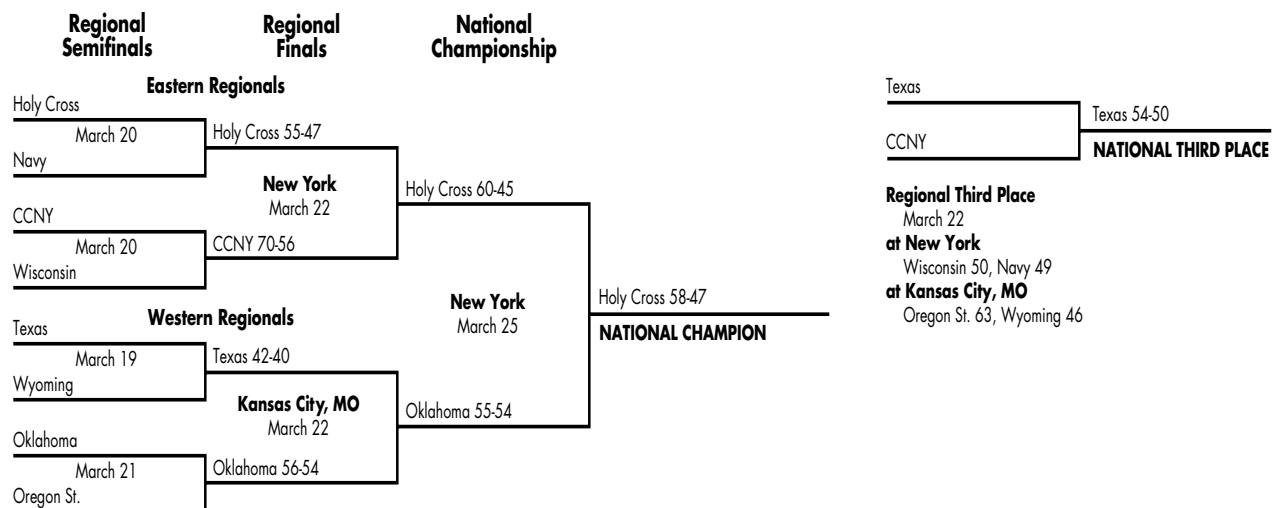
1945 Championship Bracket



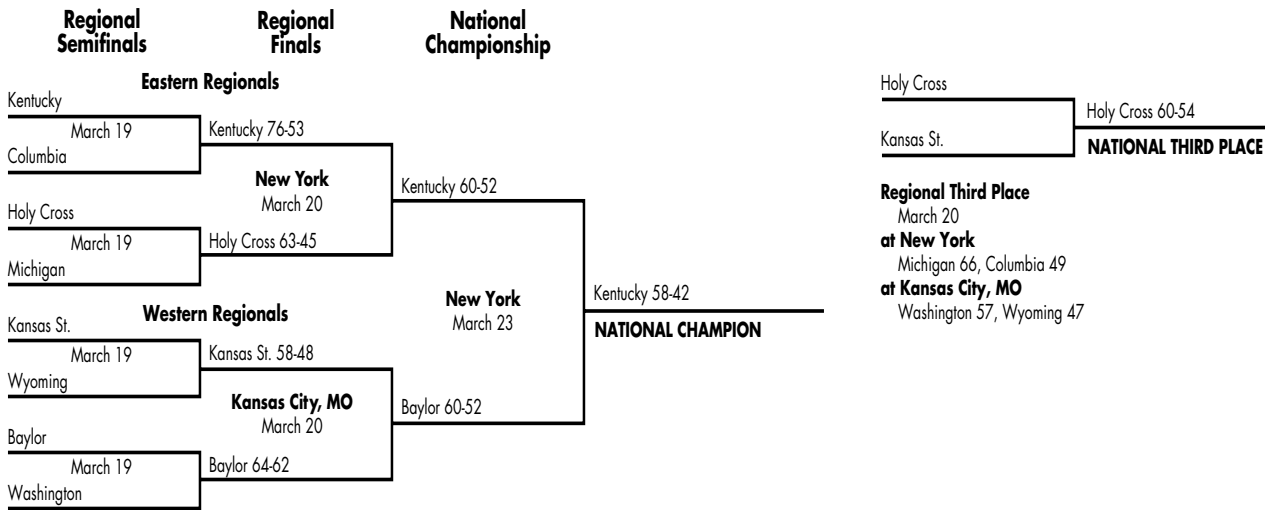
1946 Championship Bracket



1947 Championship Bracket



1948 Championship Bracket

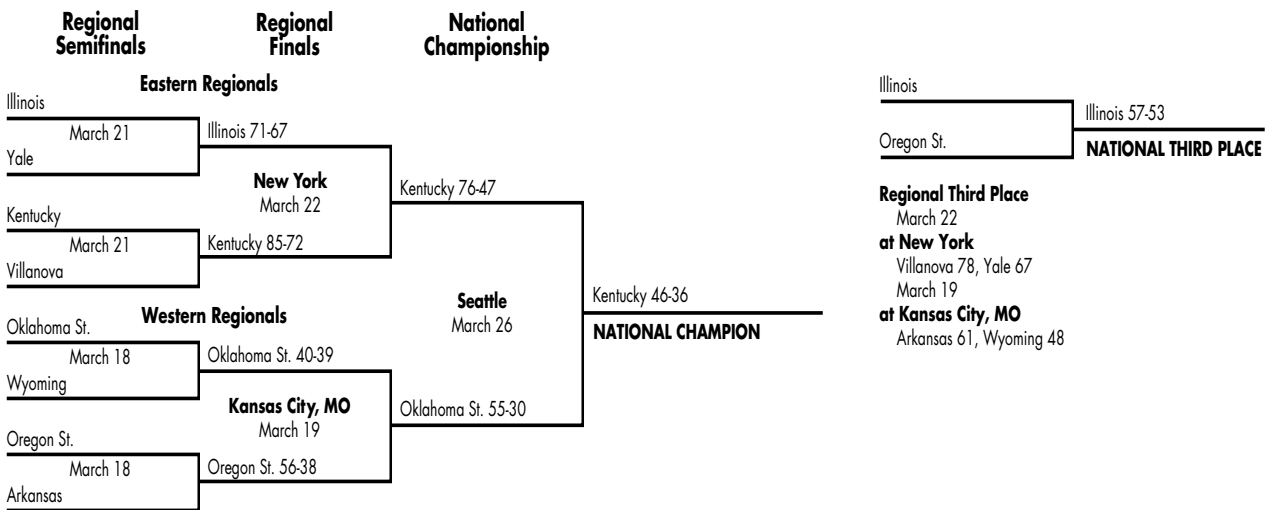


Holy Cross
Holy Cross 60-54

Kansas St.
NATIONAL THIRD PLACE

Regional Third Place
March 20
at New York
Michigan 66, Columbia 49
at Kansas City, MO
Washington 57, Wyoming 47

1949 Championship Bracket

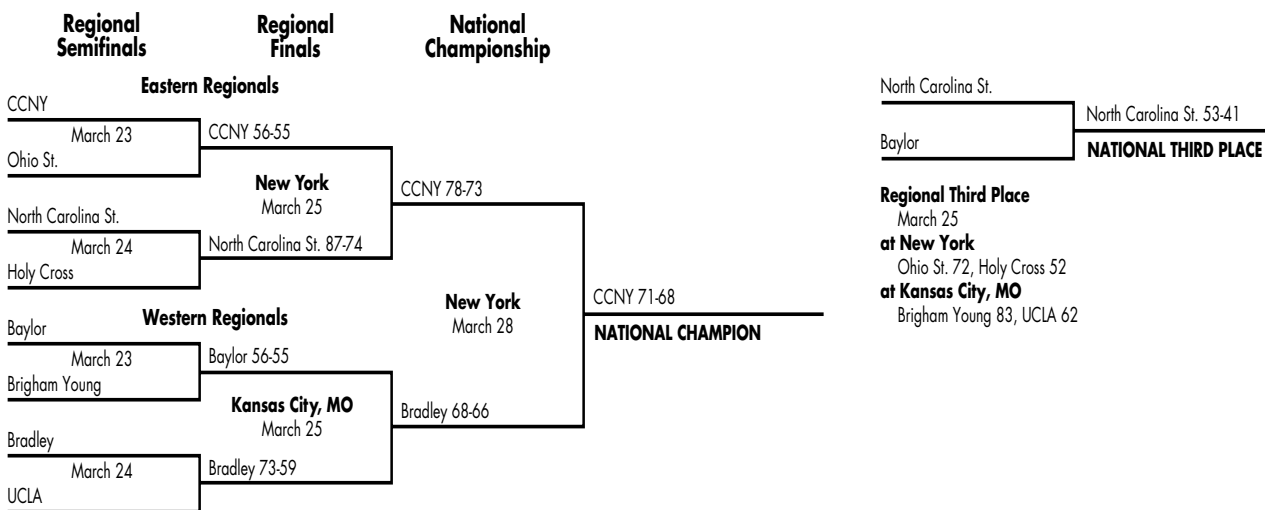


Illinois
Illinois 57-53

Oregon St.
NATIONAL THIRD PLACE

Regional Third Place
March 22
at New York
Villanova 78, Yale 67
March 19
at Kansas City, MO
Arkansas 61, Wyoming 48

1950 Championship Bracket



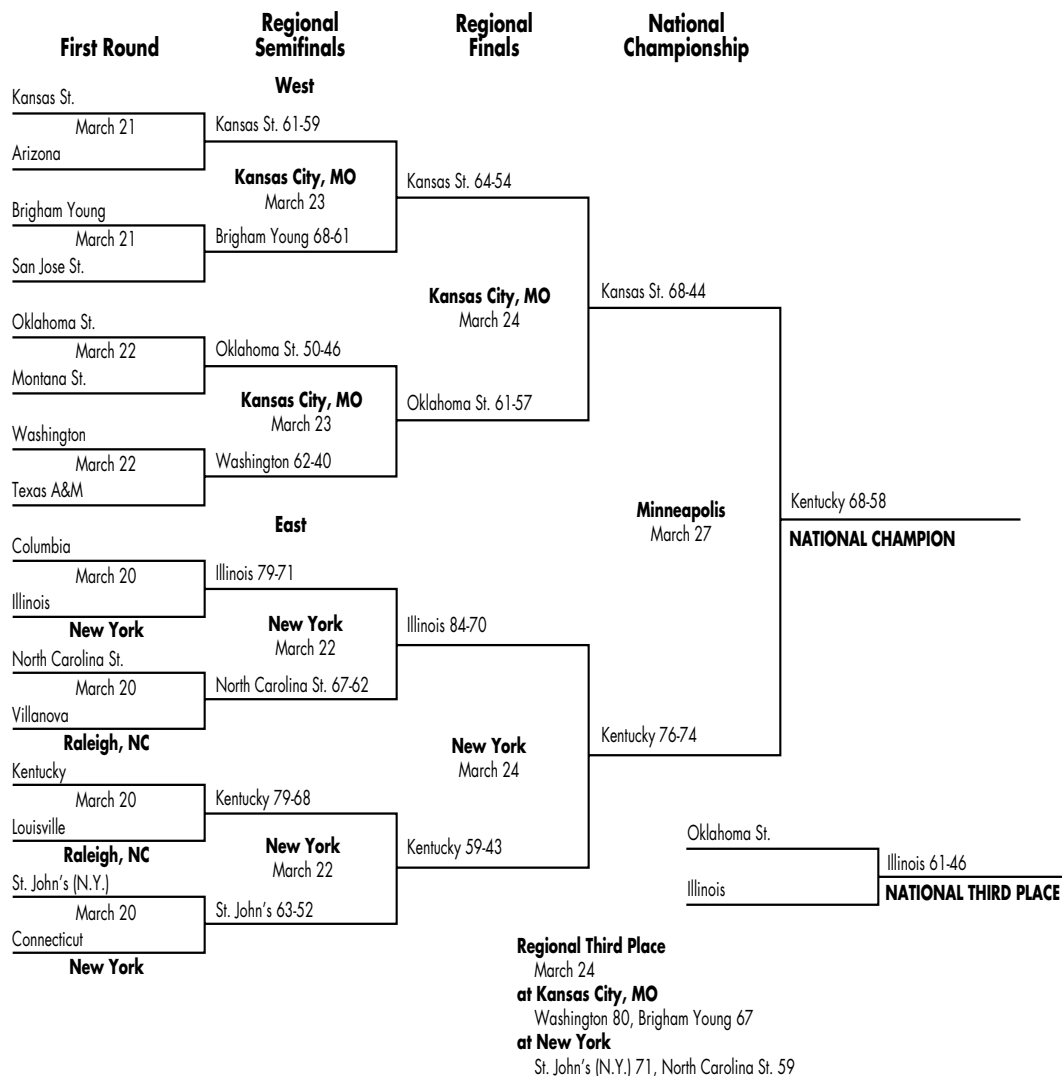
North Carolina St.
North Carolina St. 53-41

Baylor
NATIONAL THIRD PLACE

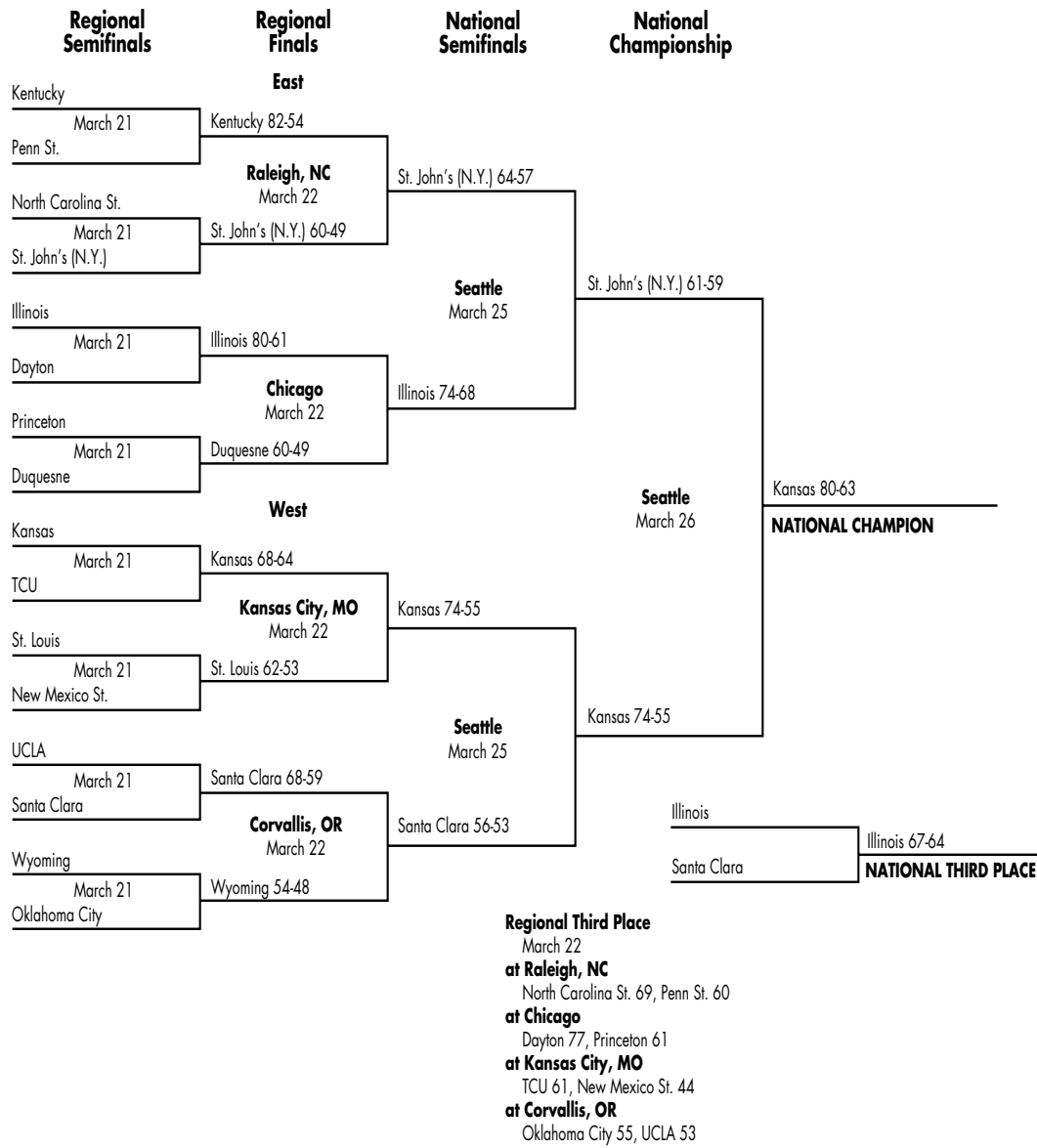
Regional Third Place
March 25
at New York
Ohio St. 72, Holy Cross 52
at Kansas City, MO
Brigham Young 83, UCLA 62

THE TOURNAMENT FIELD

1951 Championship Bracket

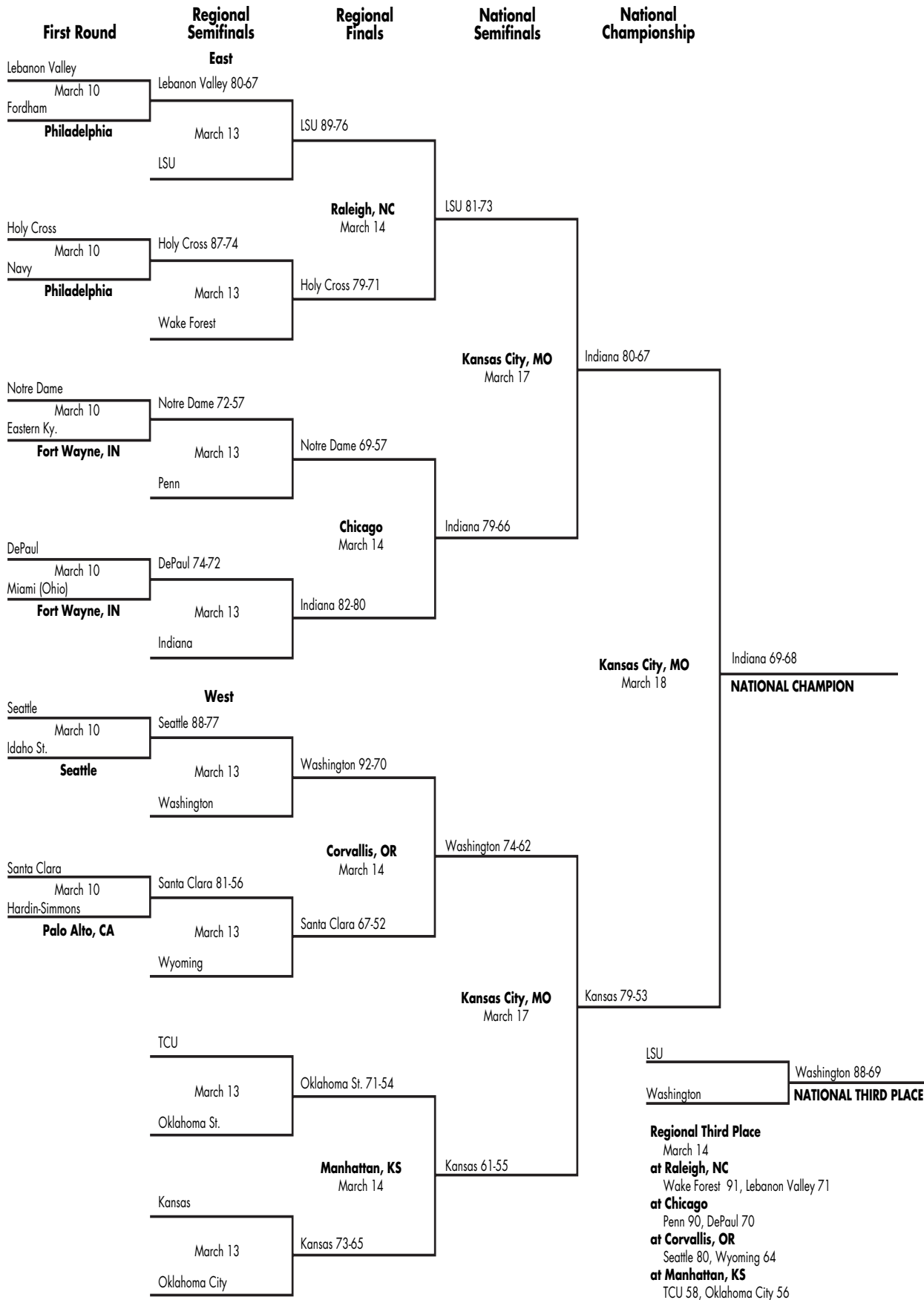


1952 Championship Bracket

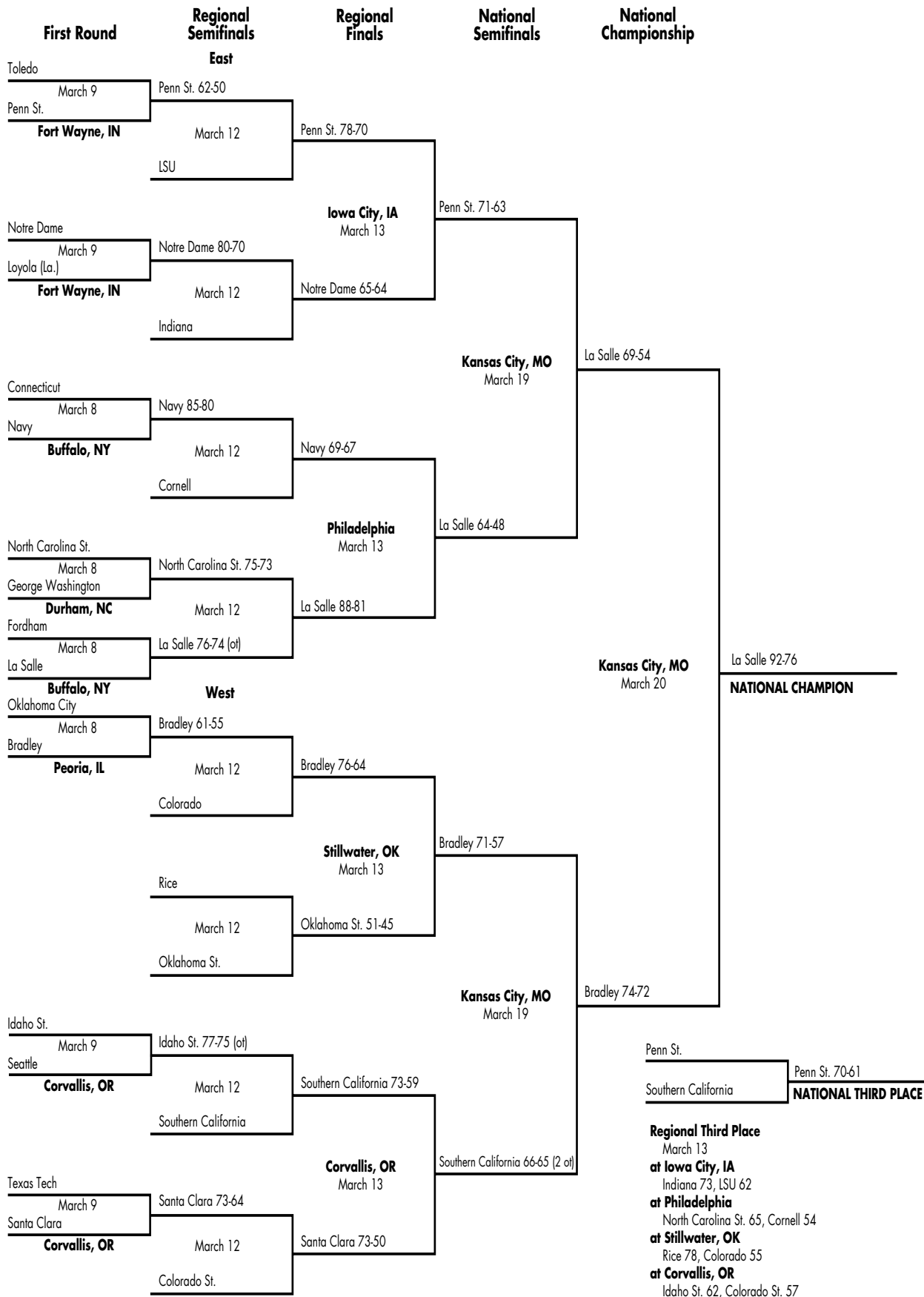


THE TOURNAMENT FIELD

1953 Championship Bracket

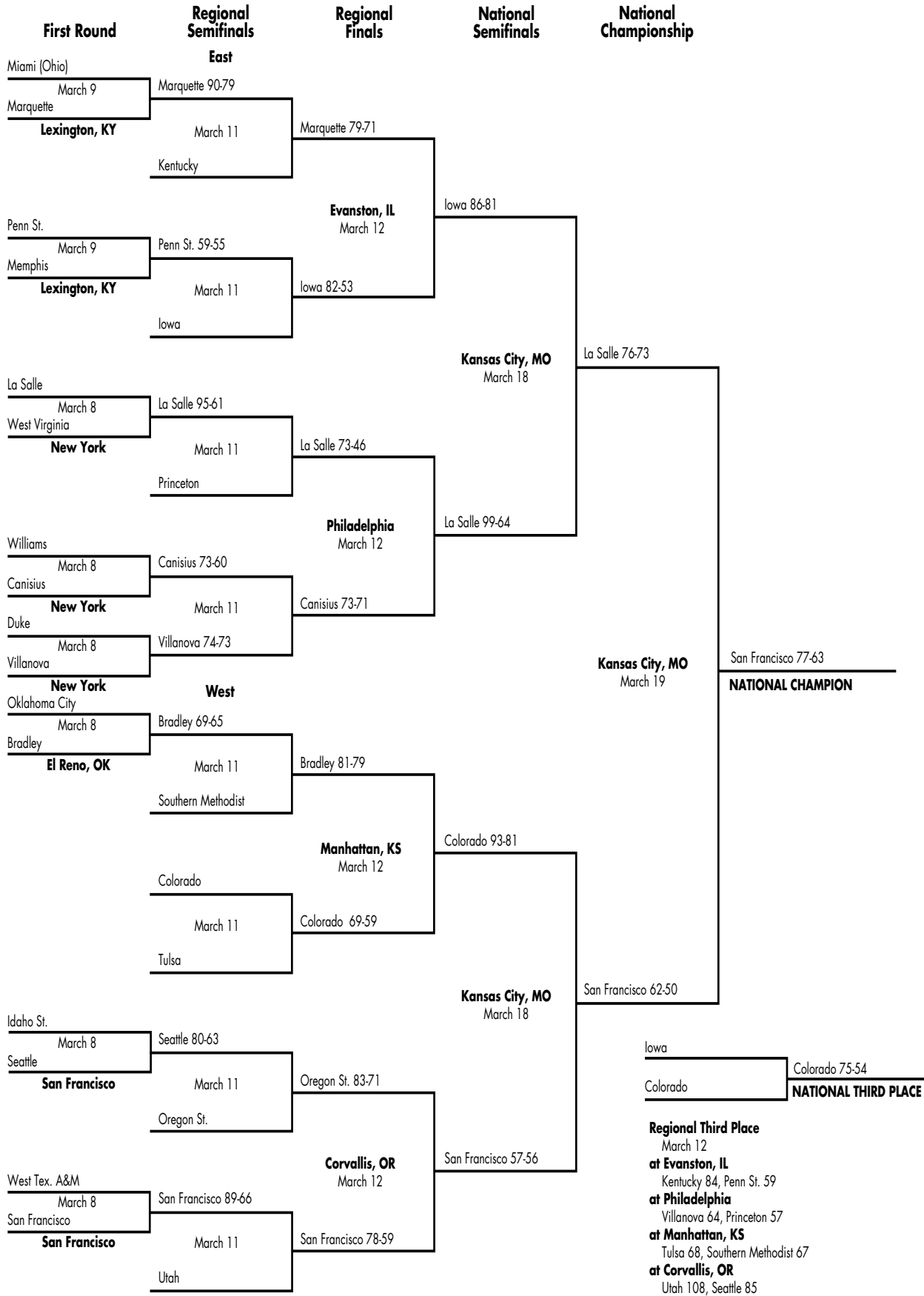


1954 Championship Bracket

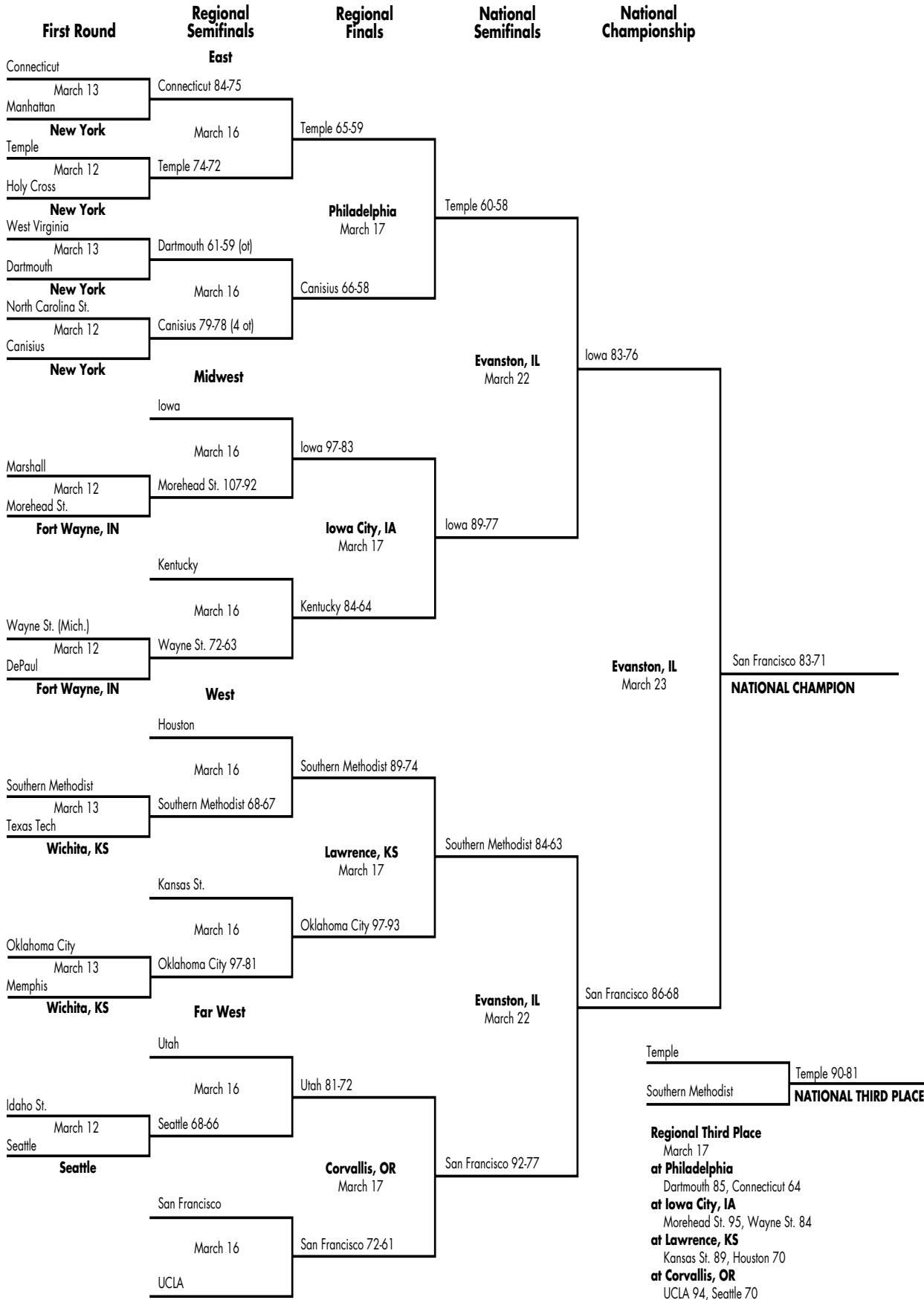


THE TOURNAMENT FIELD

1955 Championship Bracket

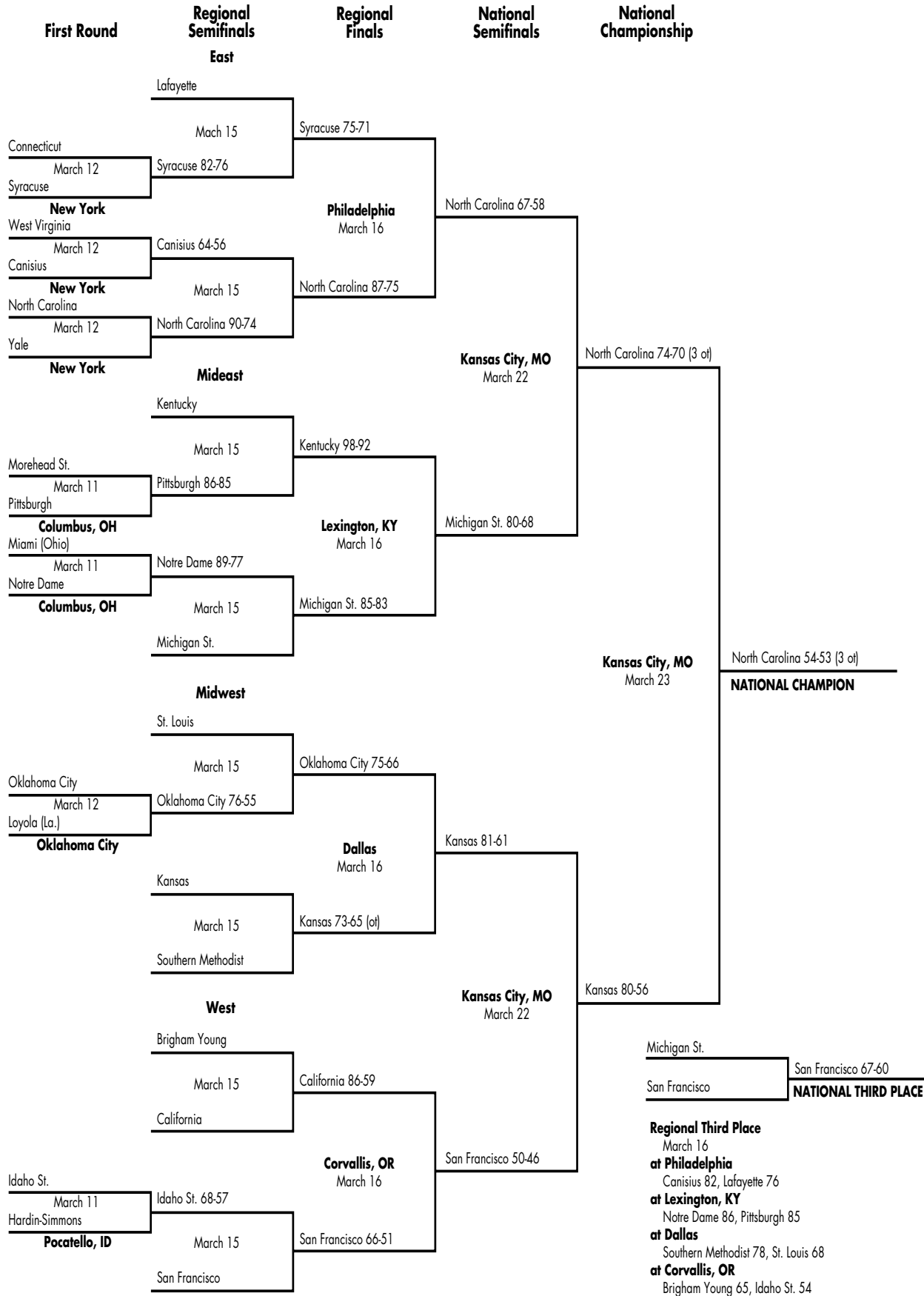


1956 Championship Bracket

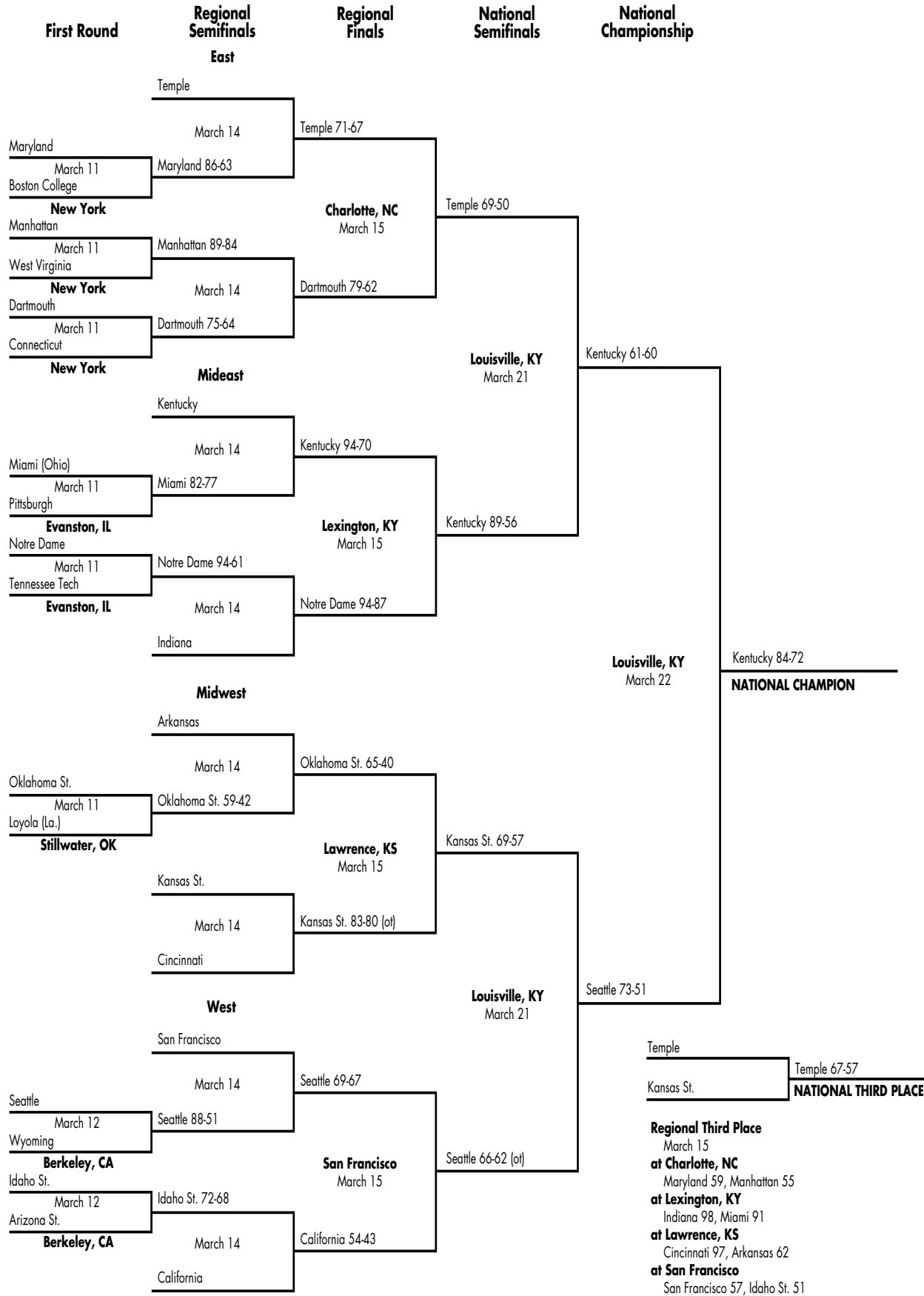


THE TOURNAMENT FIELD

1957 Championship Bracket

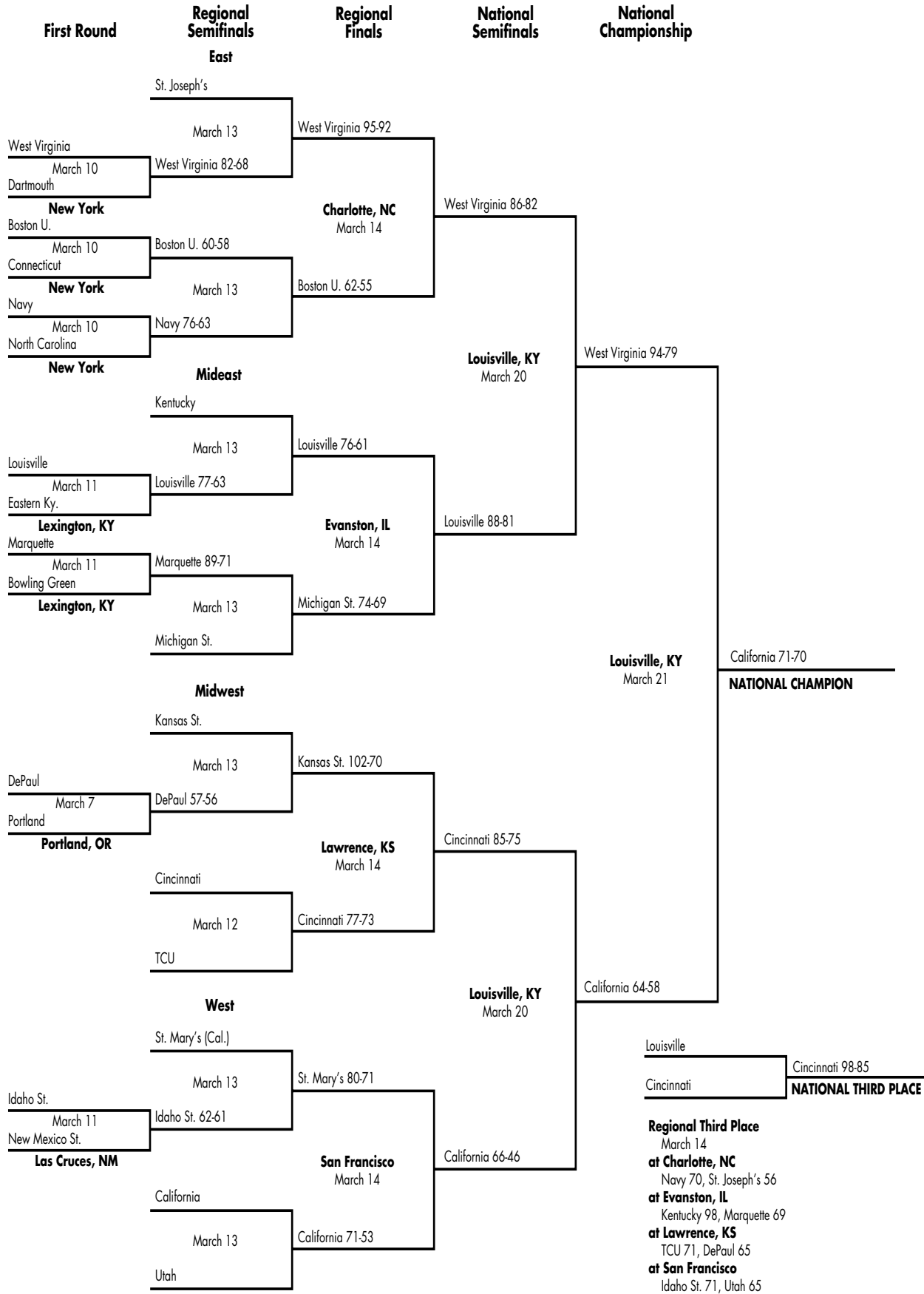


1958 Championship Bracket

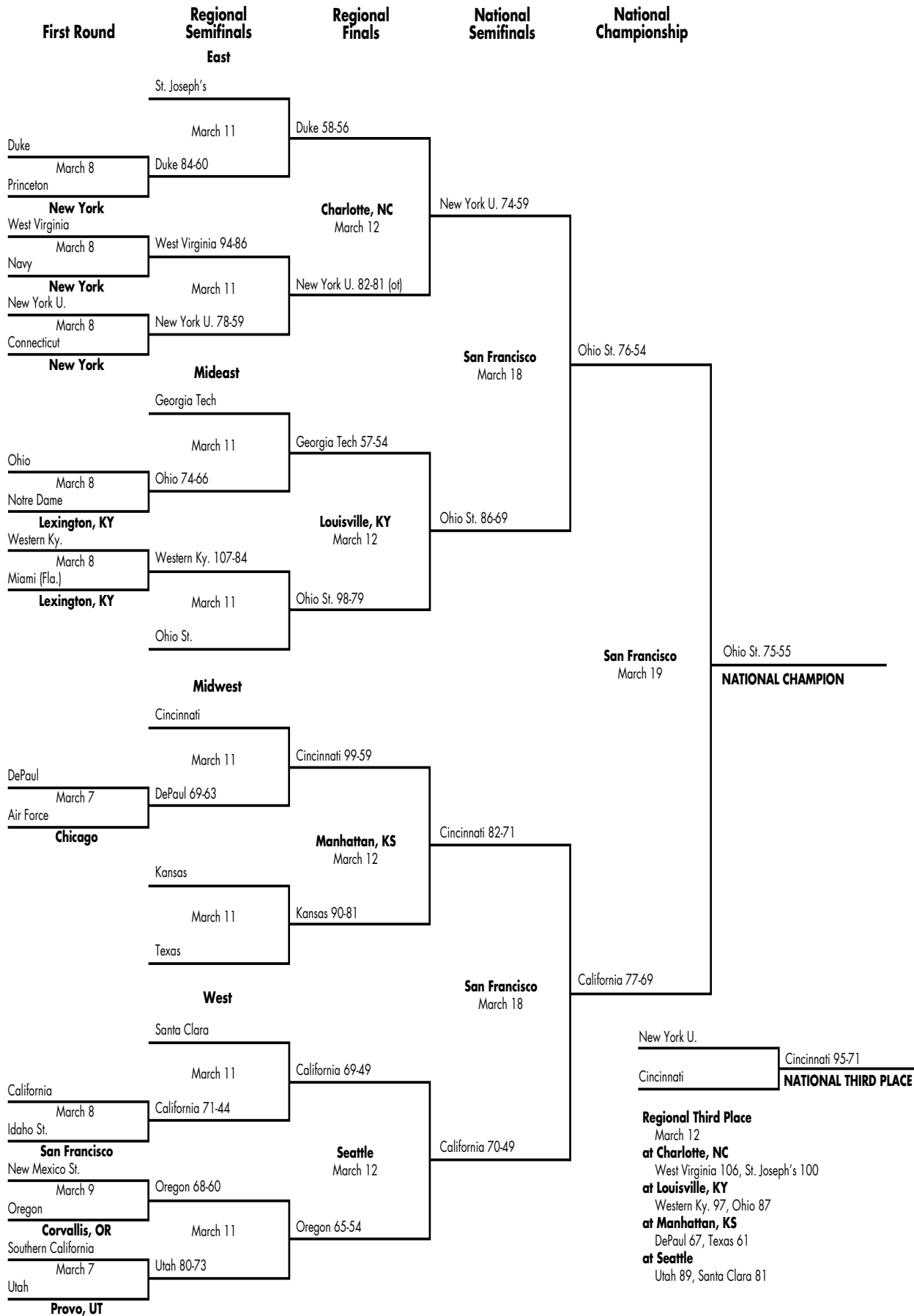


THE TOURNAMENT FIELD

1959 Championship Bracket

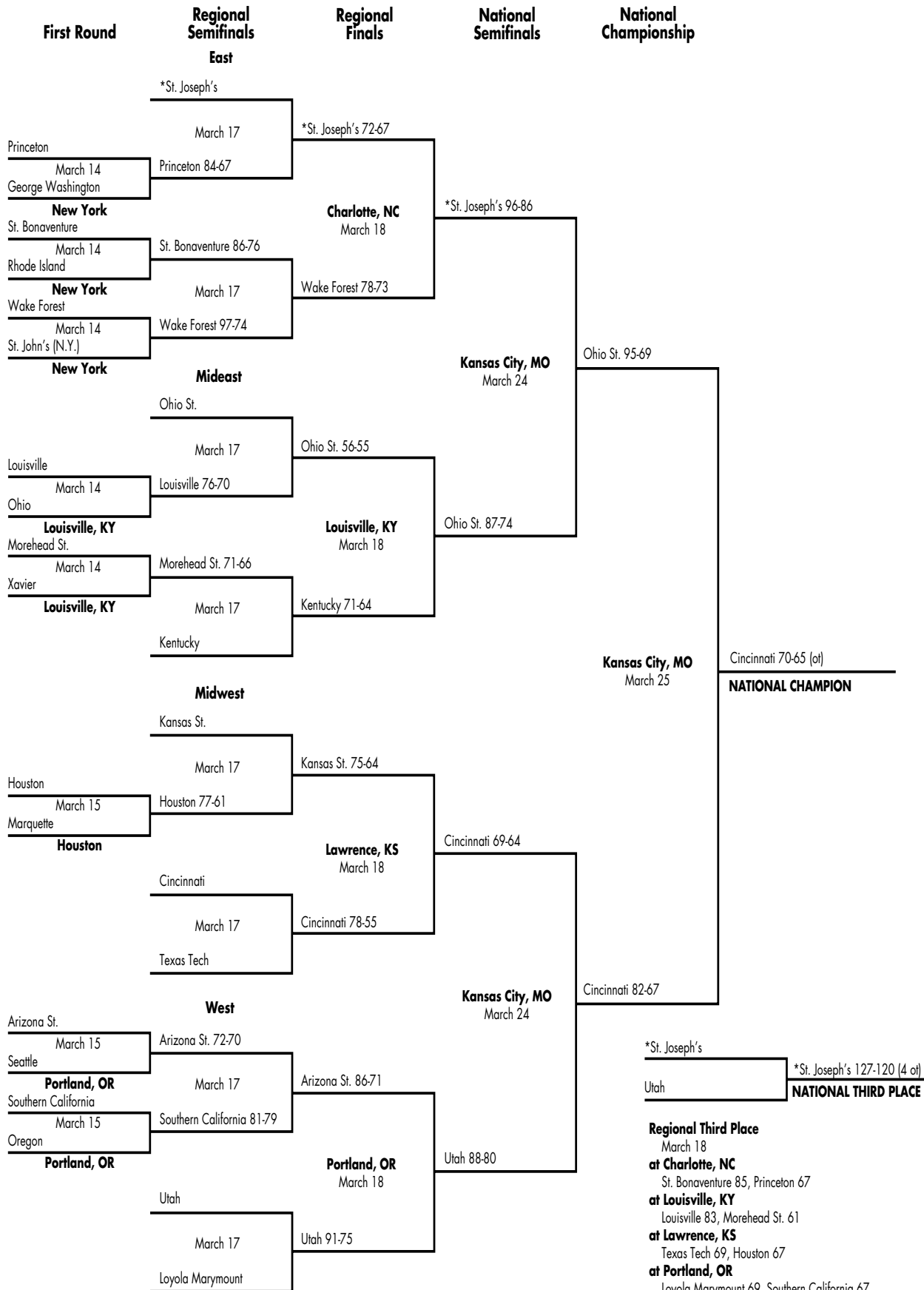


1960 Championship Bracket

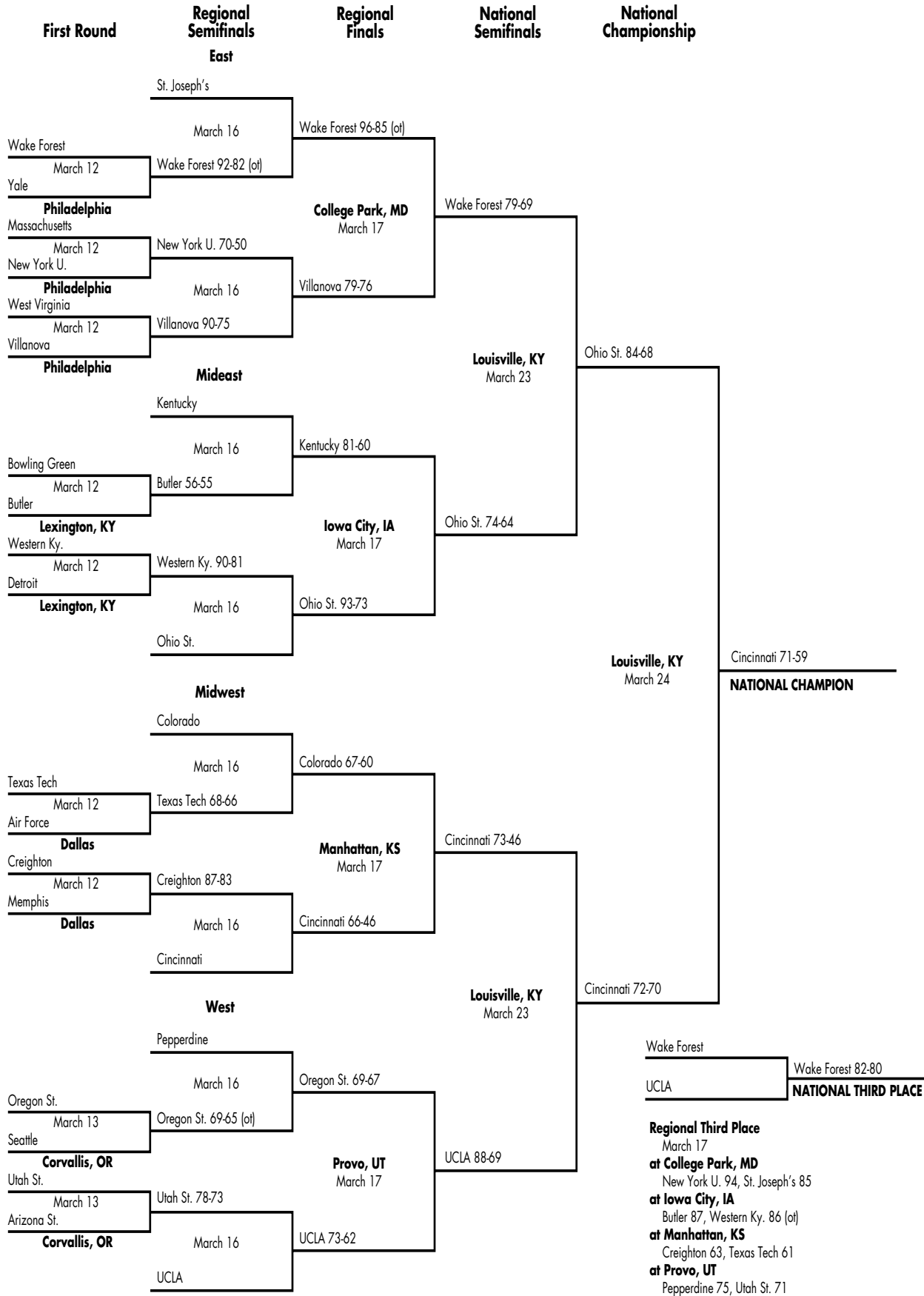


THE TOURNAMENT FIELD

1961 Championship Bracket

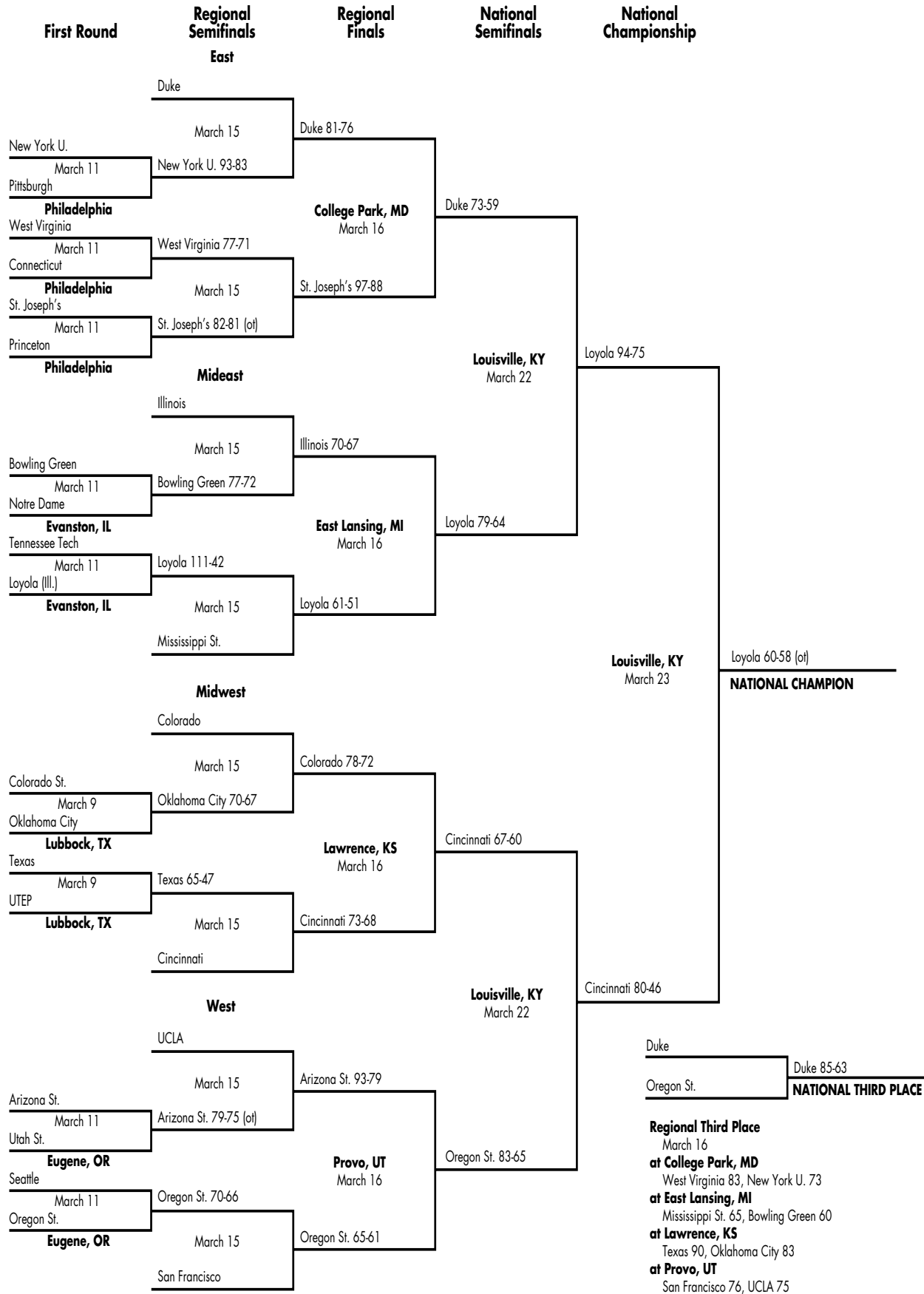


1962 Championship Bracket

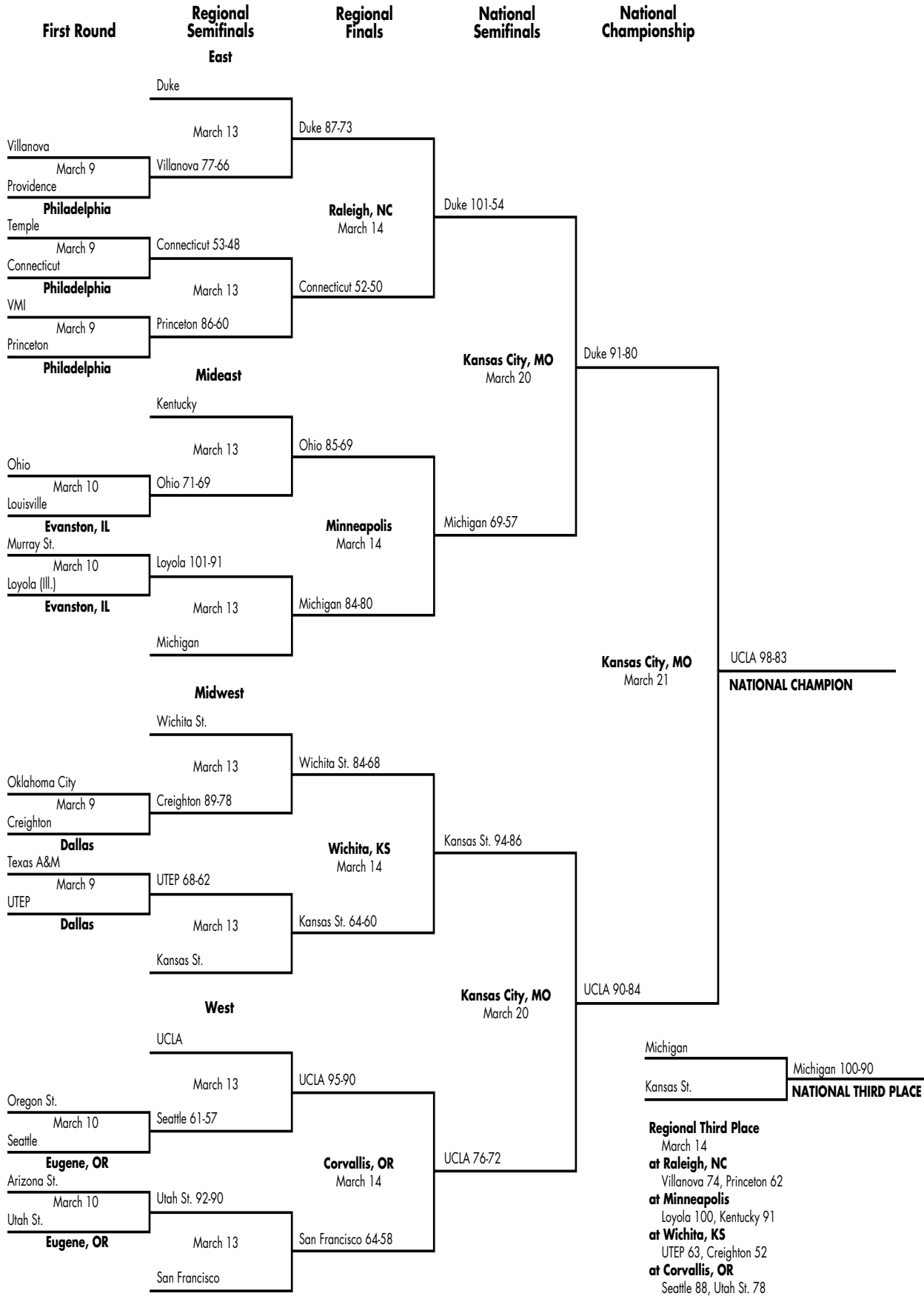


THE TOURNAMENT FIELD

1963 Championship Bracket

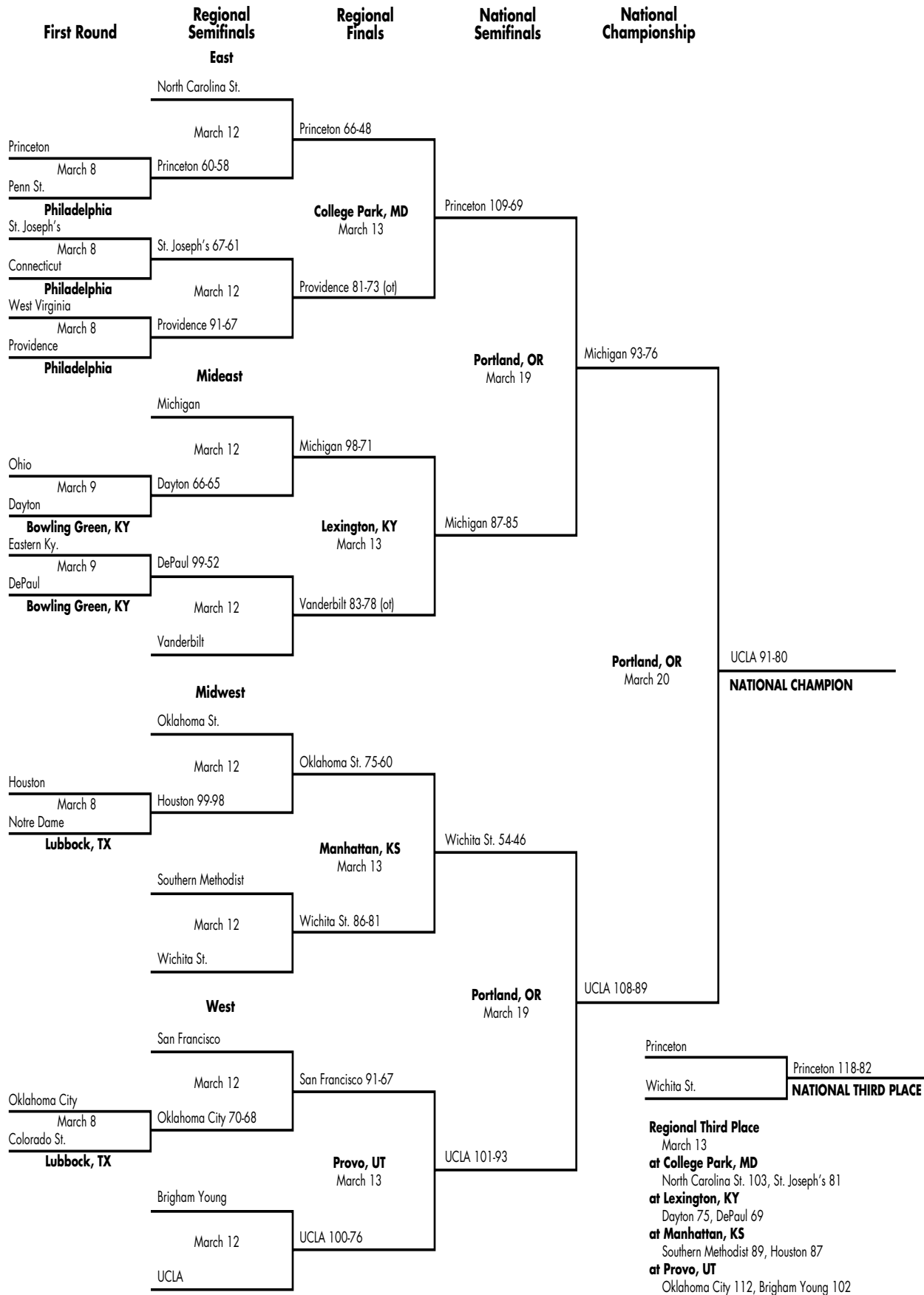


1964 Championship Bracket

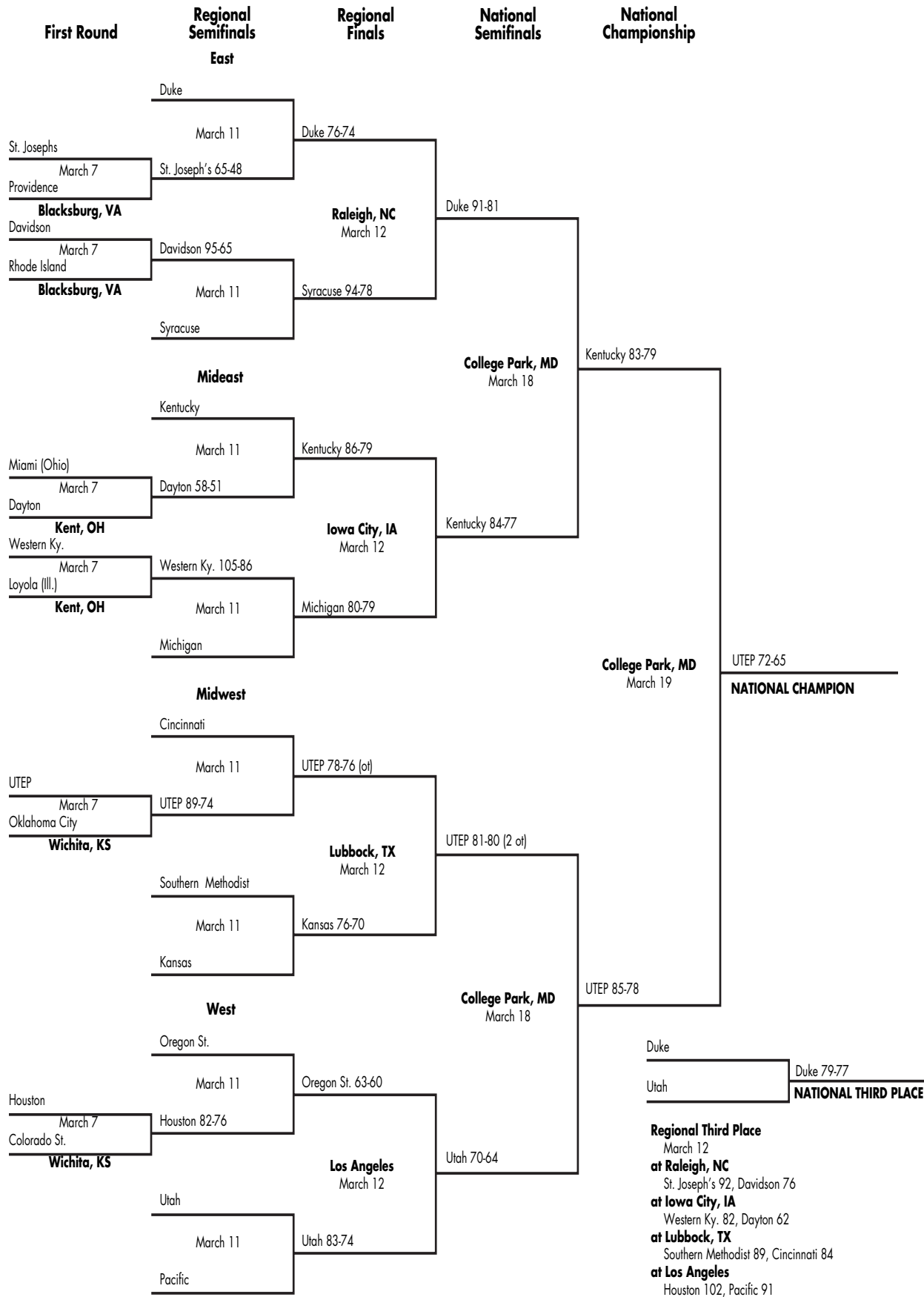


THE TOURNAMENT FIELD

1965 Championship Bracket

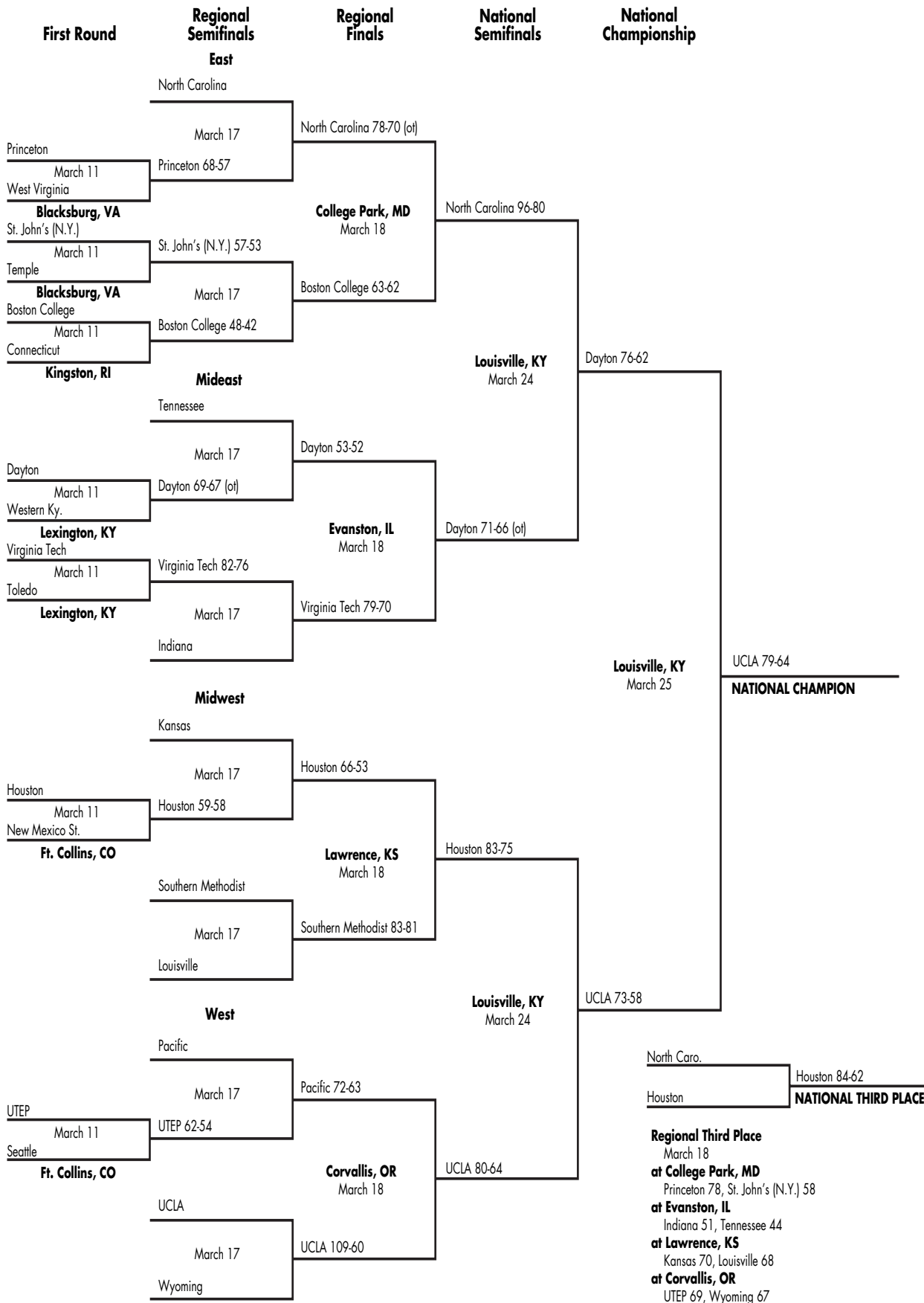


1966 Championship Bracket

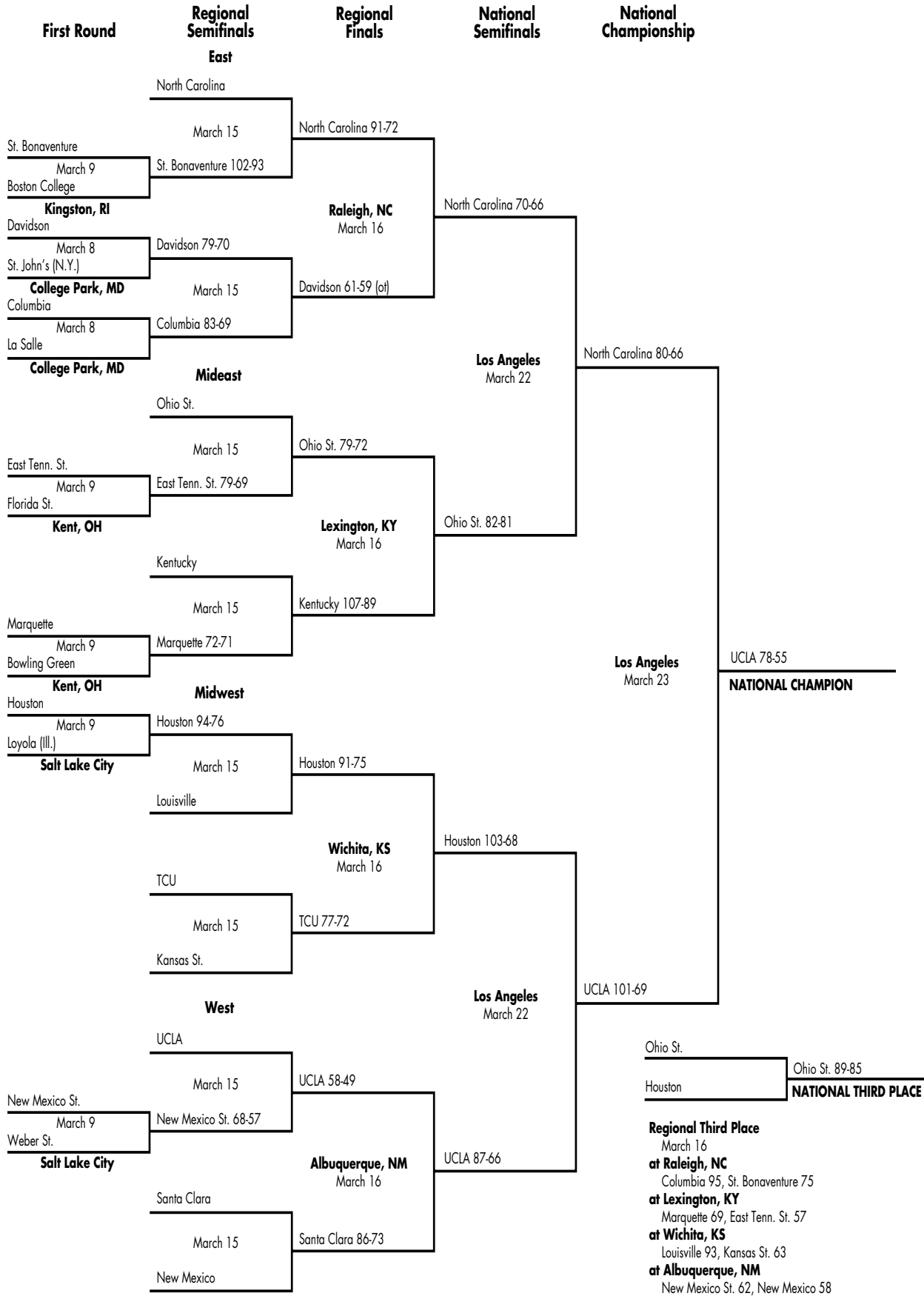


THE TOURNAMENT FIELD

1967 Championship Bracket

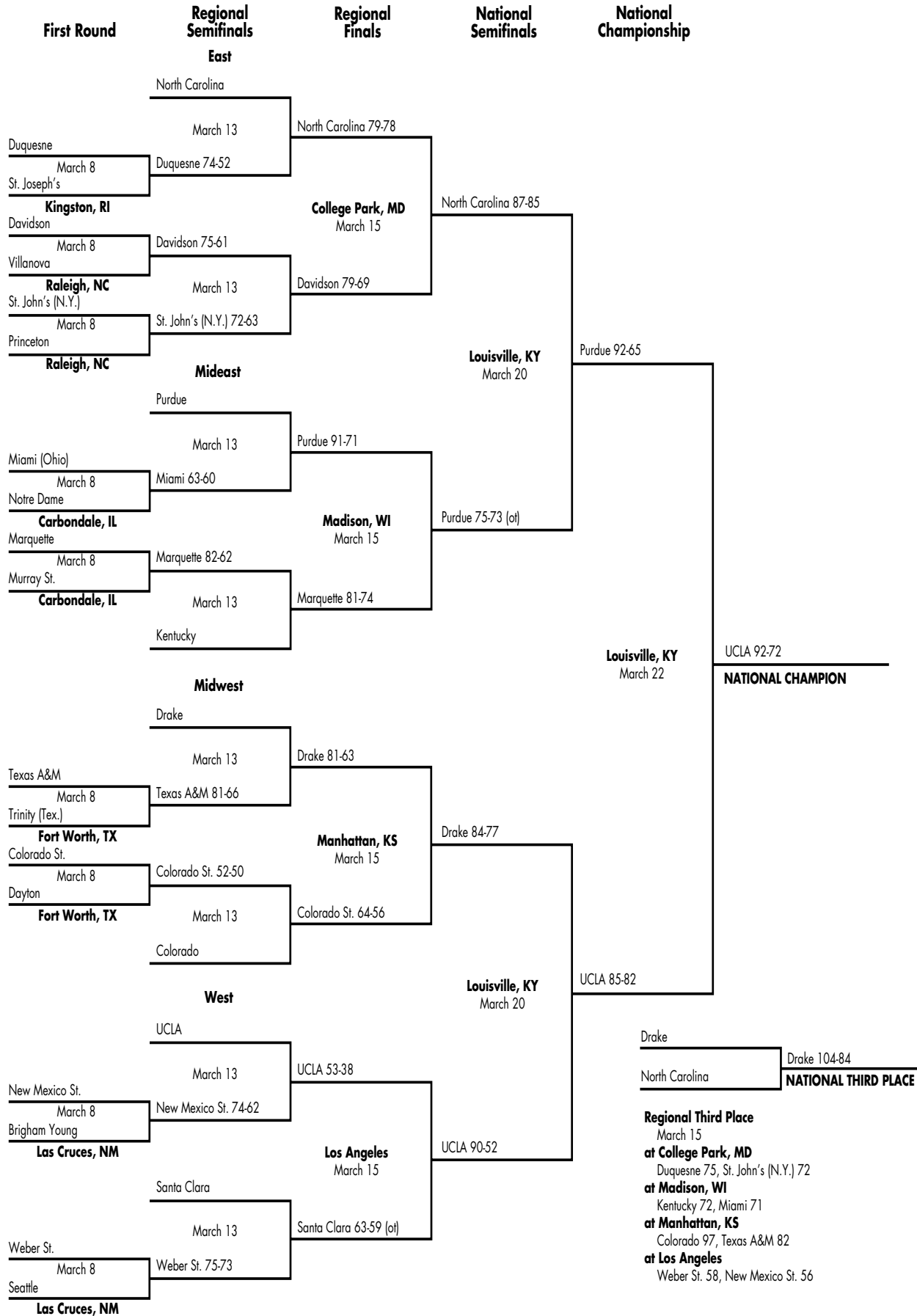


1968 Championship Bracket

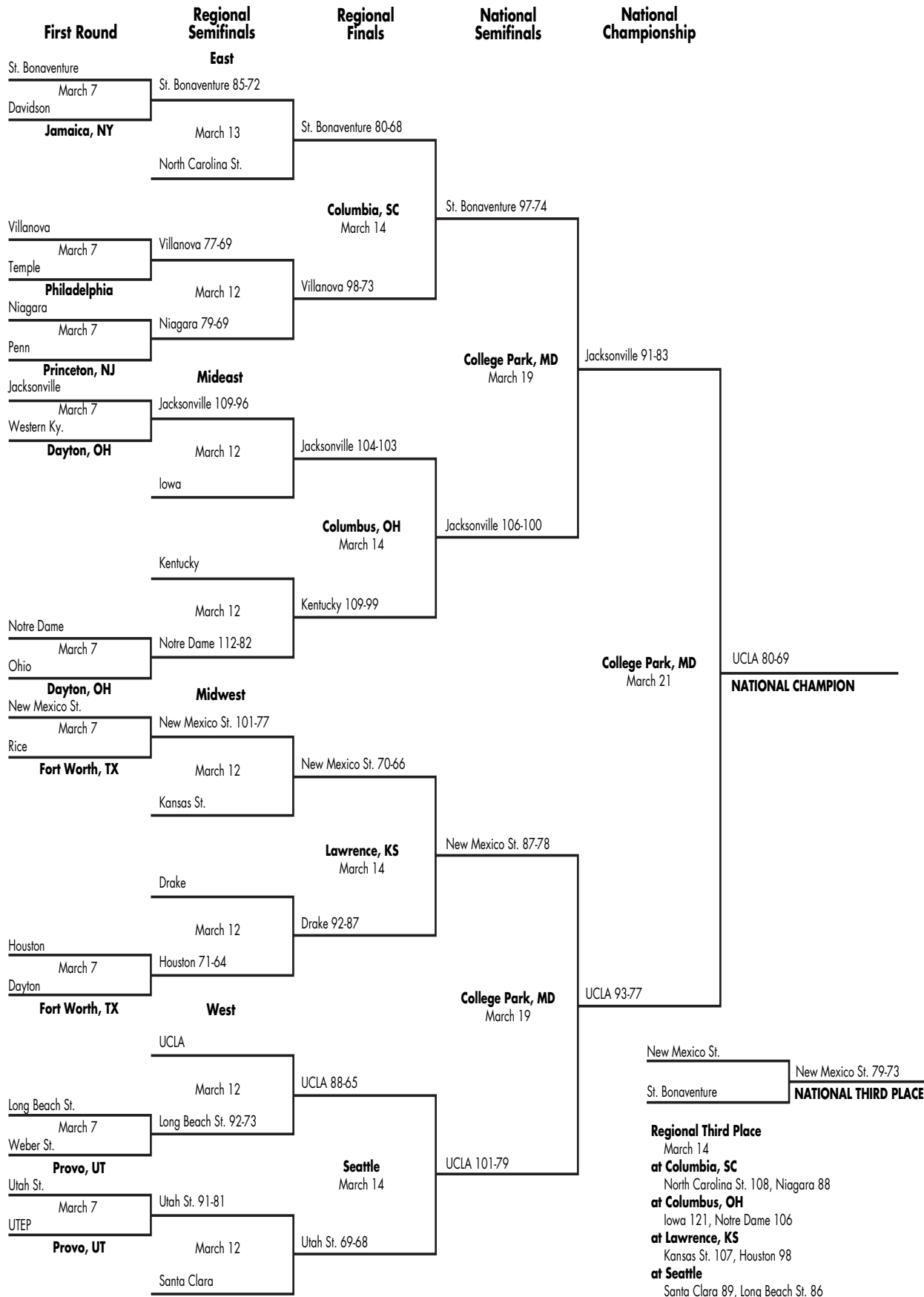


THE TOURNAMENT FIELD

1969 Championship Bracket

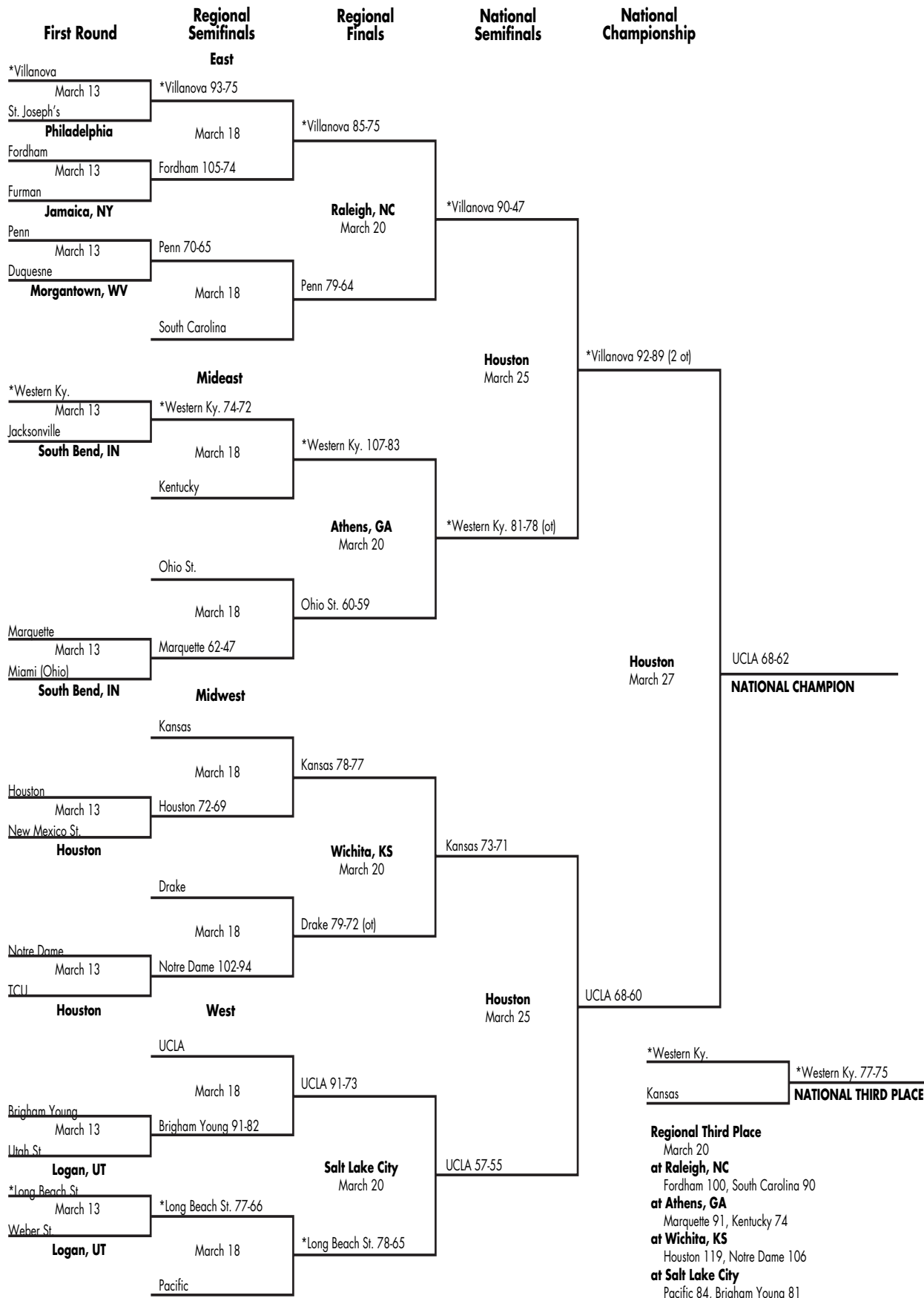


1970 Championship Bracket



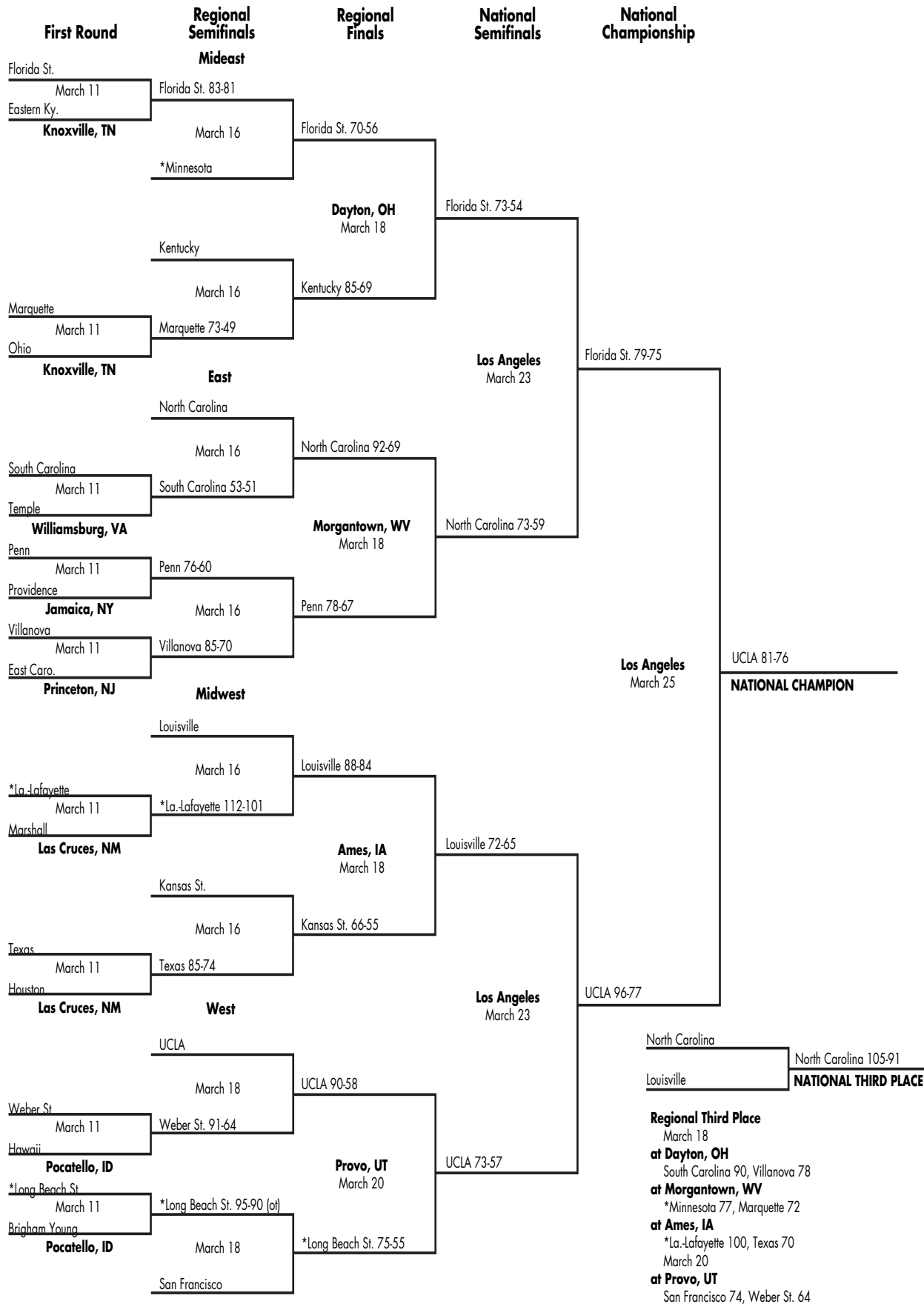
THE TOURNAMENT FIELD

1971 Championship Bracket



*Villanova's, Western Kentucky's and Long Beach State's participation in 1971 tournament vacated.

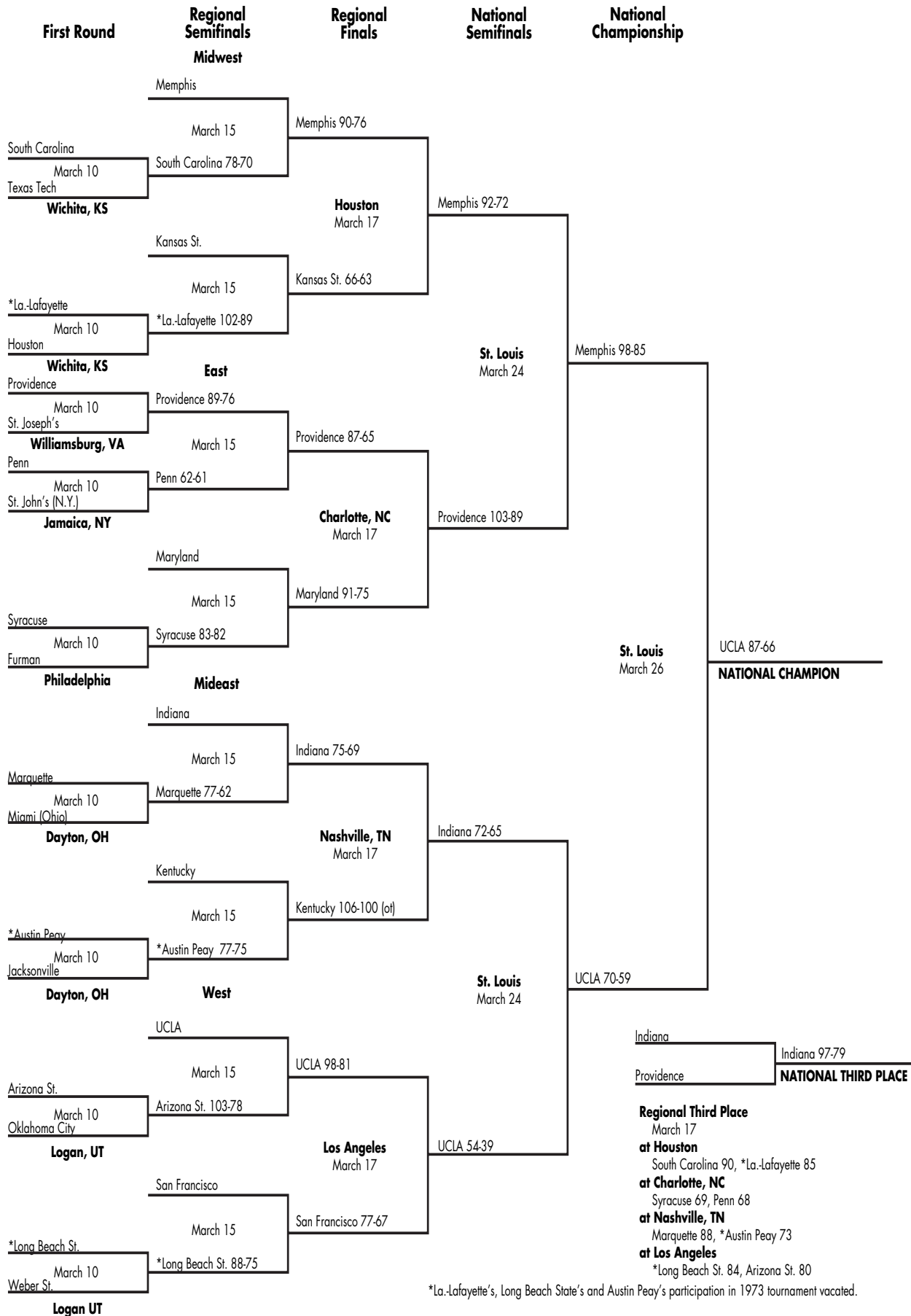
1972 Championship Bracket



THE TOURNAMENT FIELD

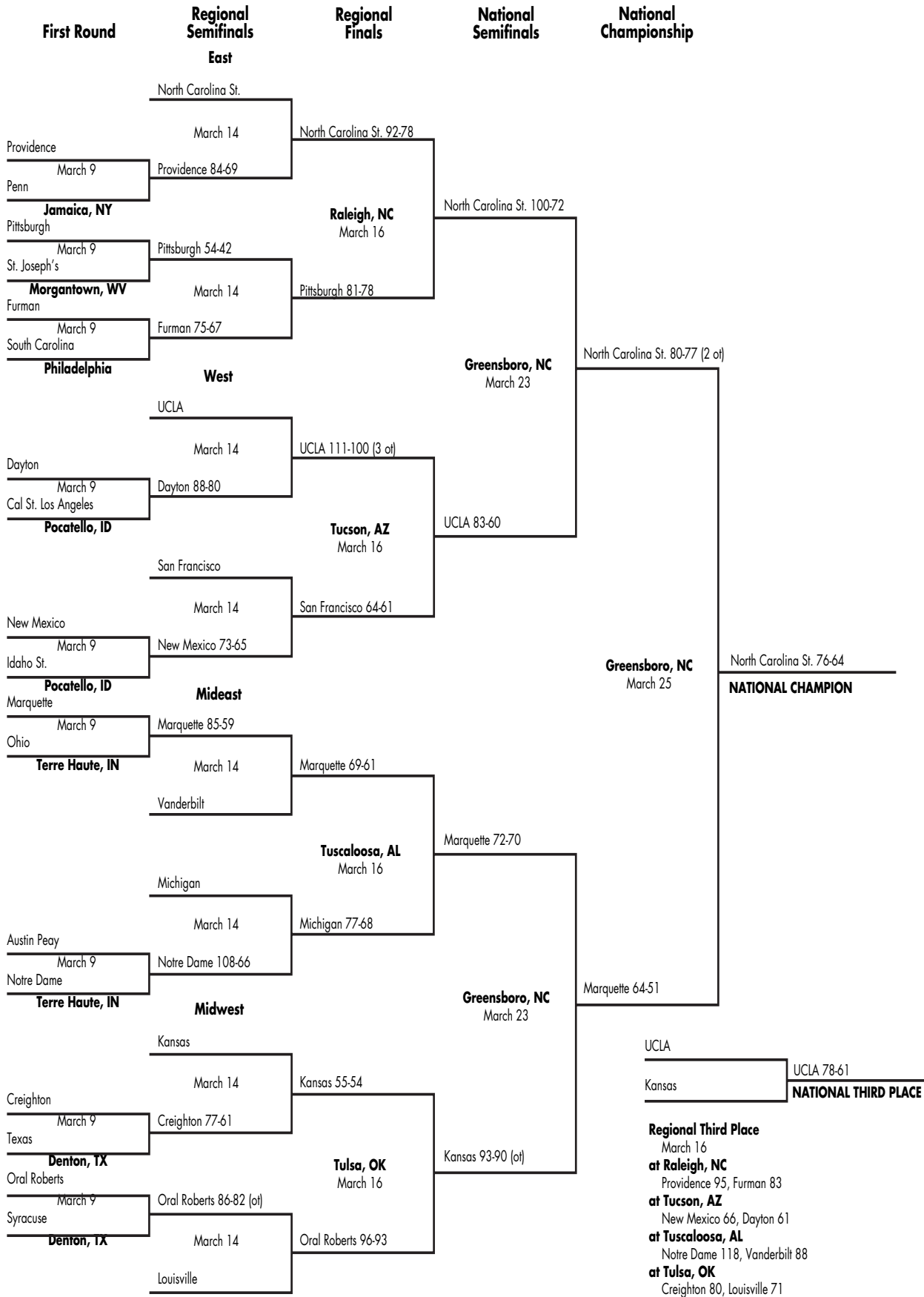
*La.-Lafayette's, Long Beach State's and Minnesota's participation in 1972 tournament vacated.

1973 Championship Bracket



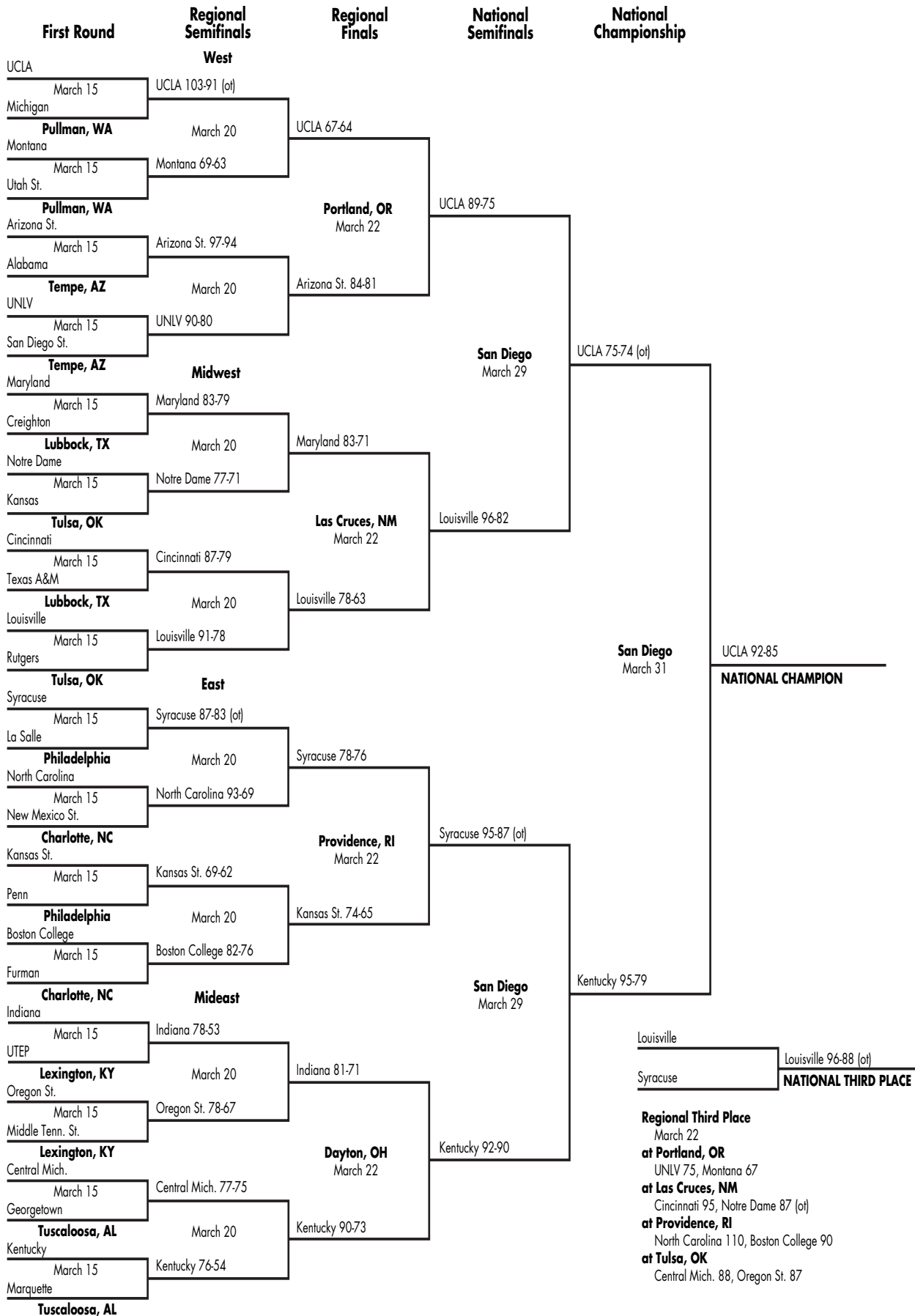
*La.-Lafayette's, Long Beach State's and Austin Peay's participation in 1973 tournament vacated.

1974 Championship Bracket

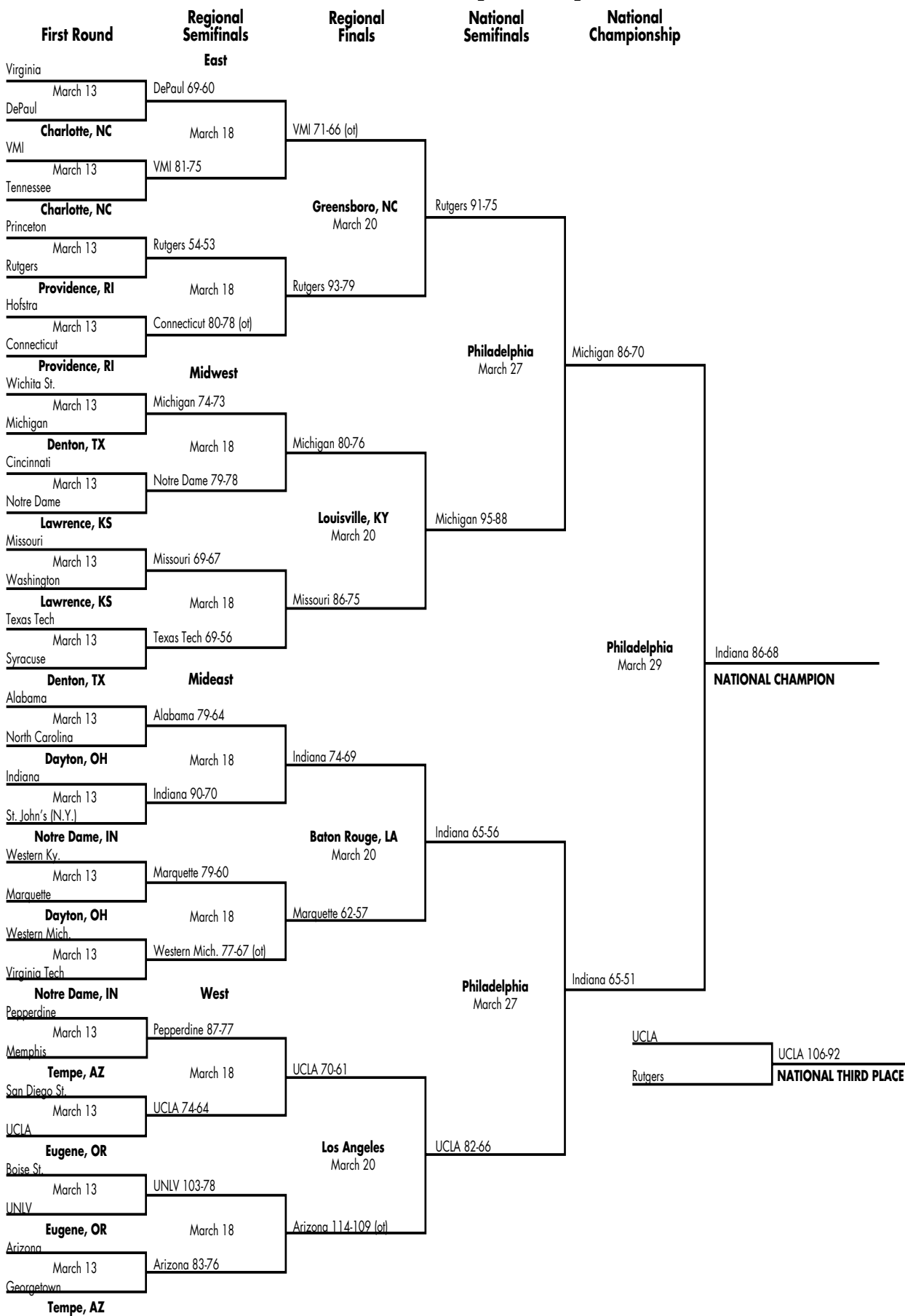


THE TOURNAMENT FIELD

1975 Championship Bracket

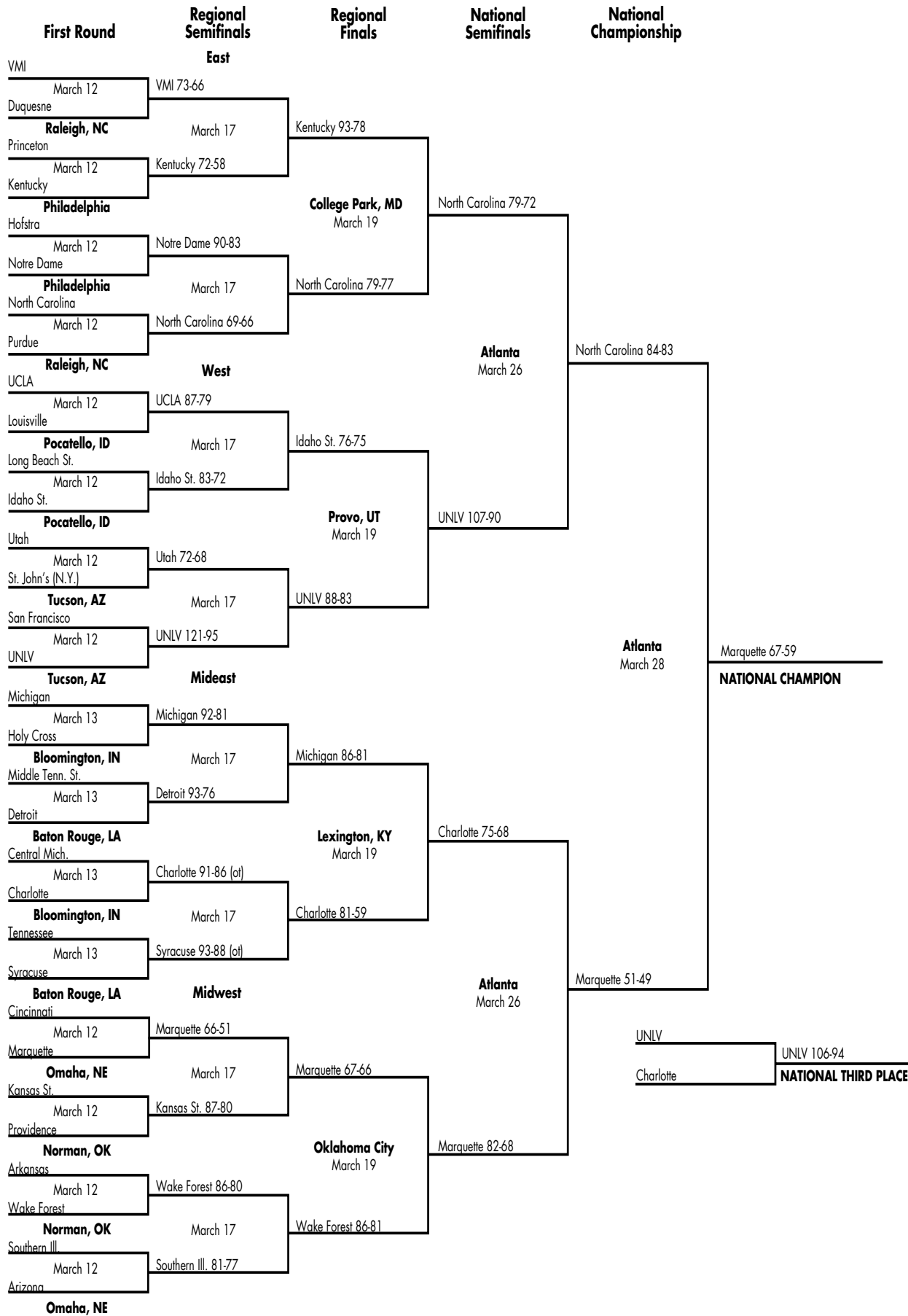


1976 Championship Bracket

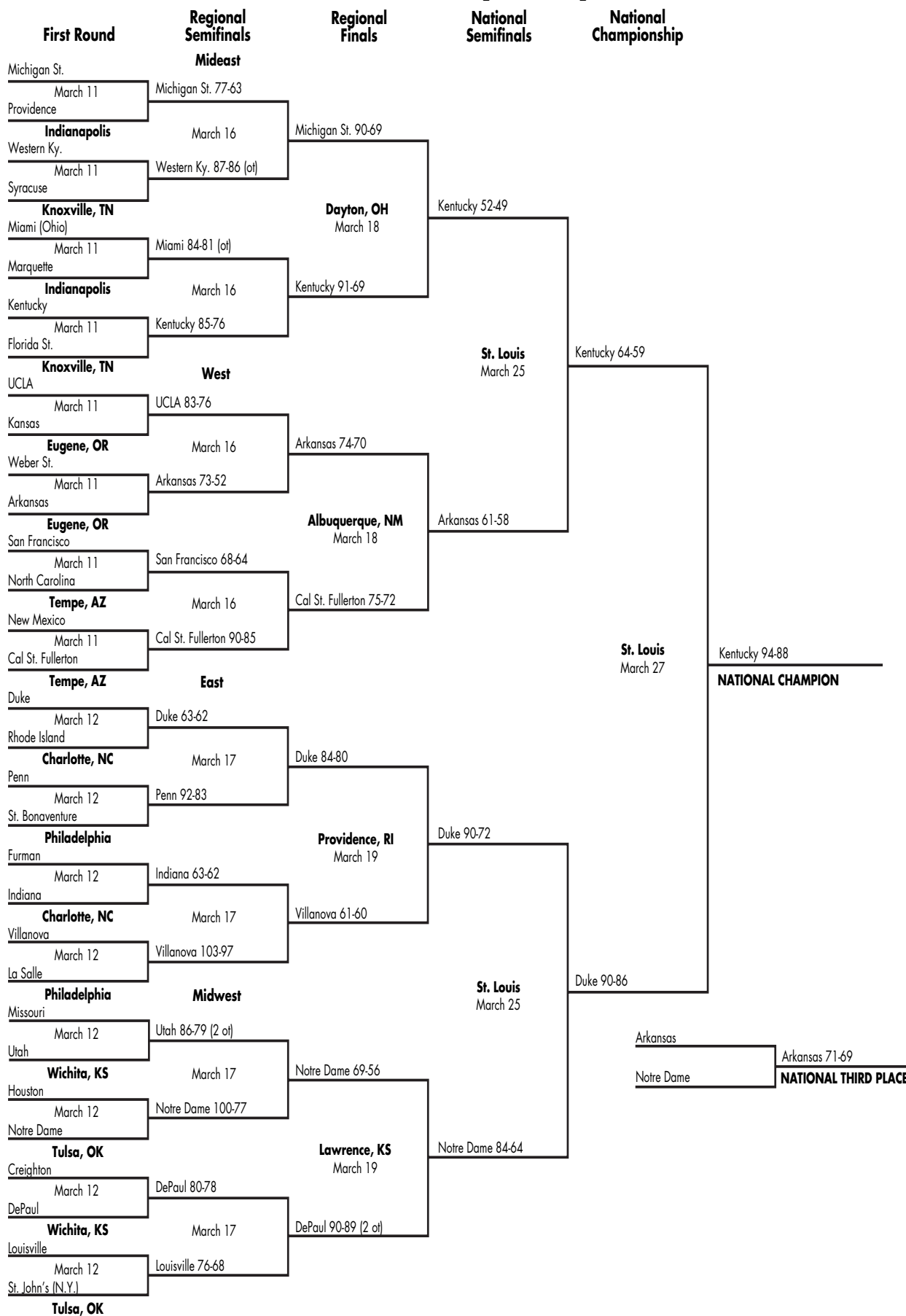


THE TOURNAMENT FIELD

1977 Championship Bracket

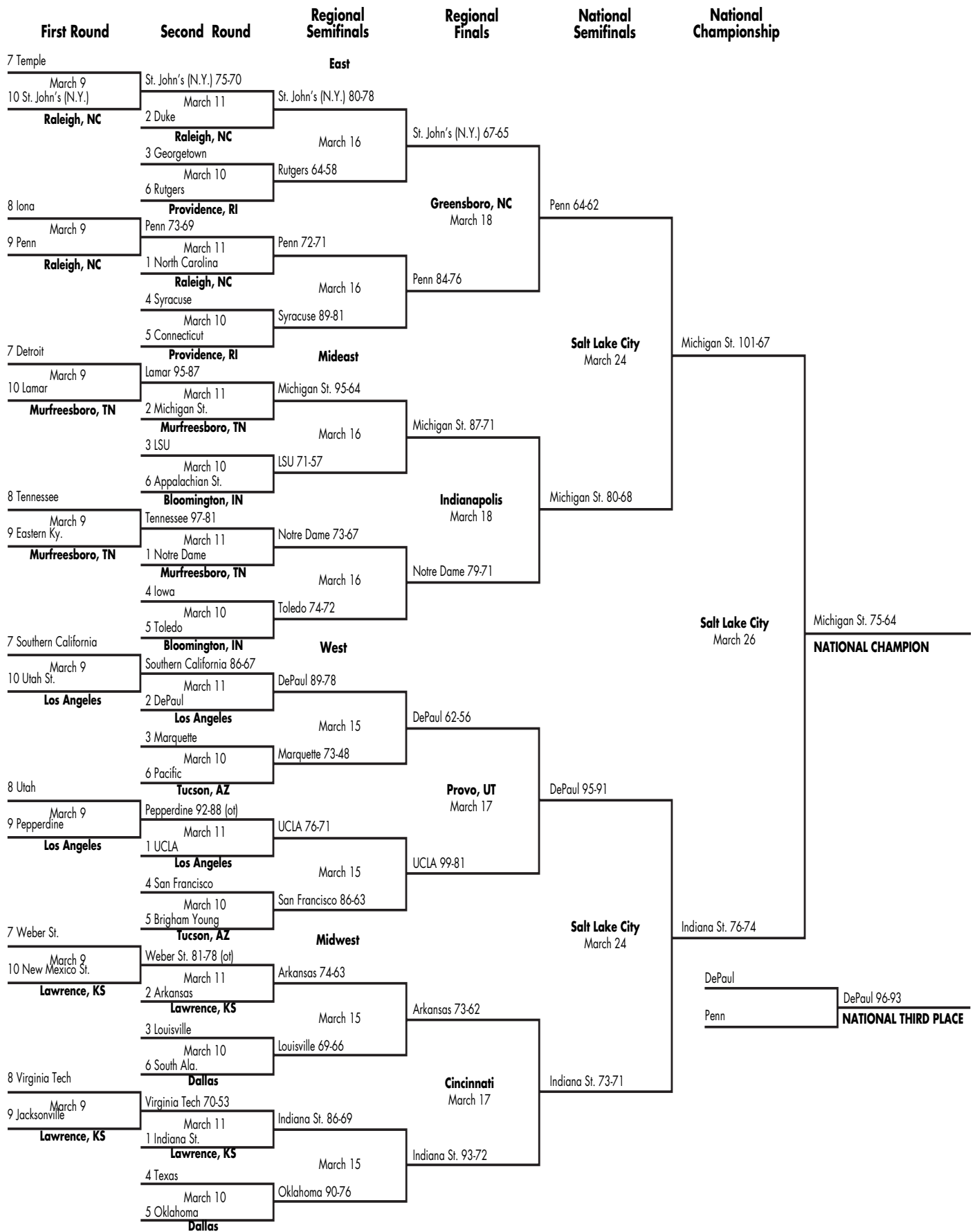


1978 Championship Bracket




THE TOURNAMENT FIELD

1979 Championship Bracket



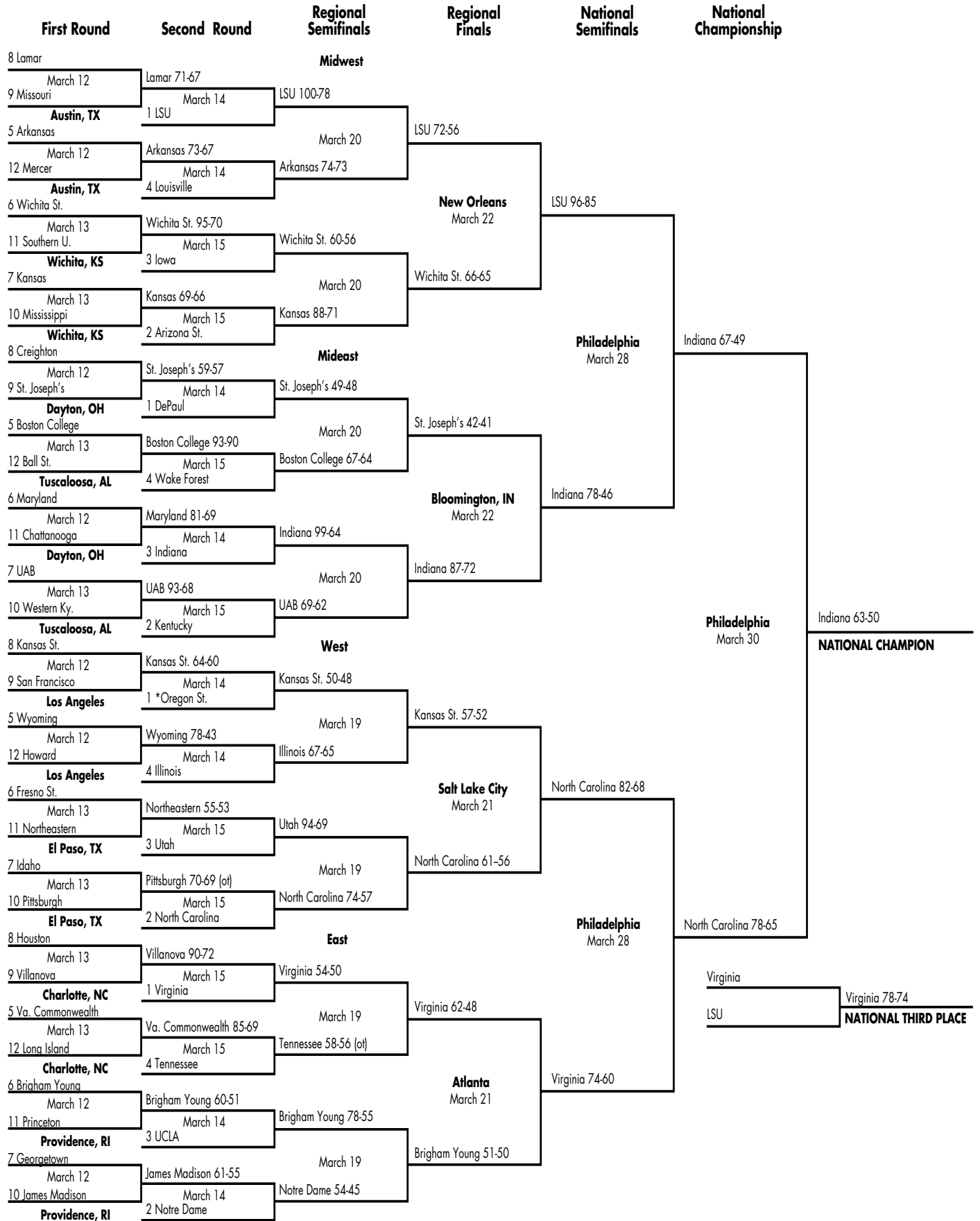
1980 Championship Bracket



THE TOURNAMENT FIELD

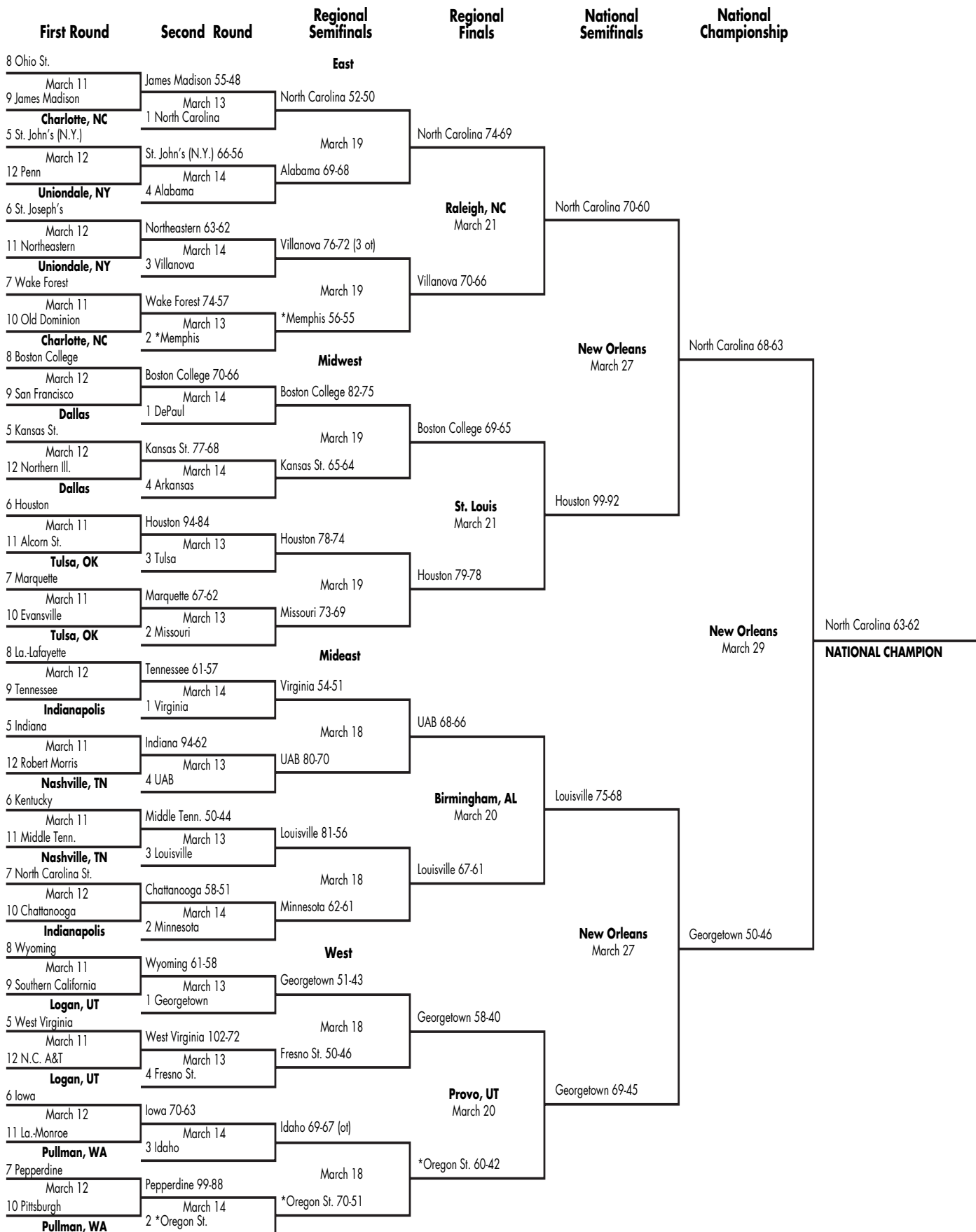
*Iona's, Loyola Marymount's, Oregon State's and UCLA's participation in 1980 tournament vacated.

1981 Championship Bracket



*Oregon State's participation in 1981 tournament vacated.

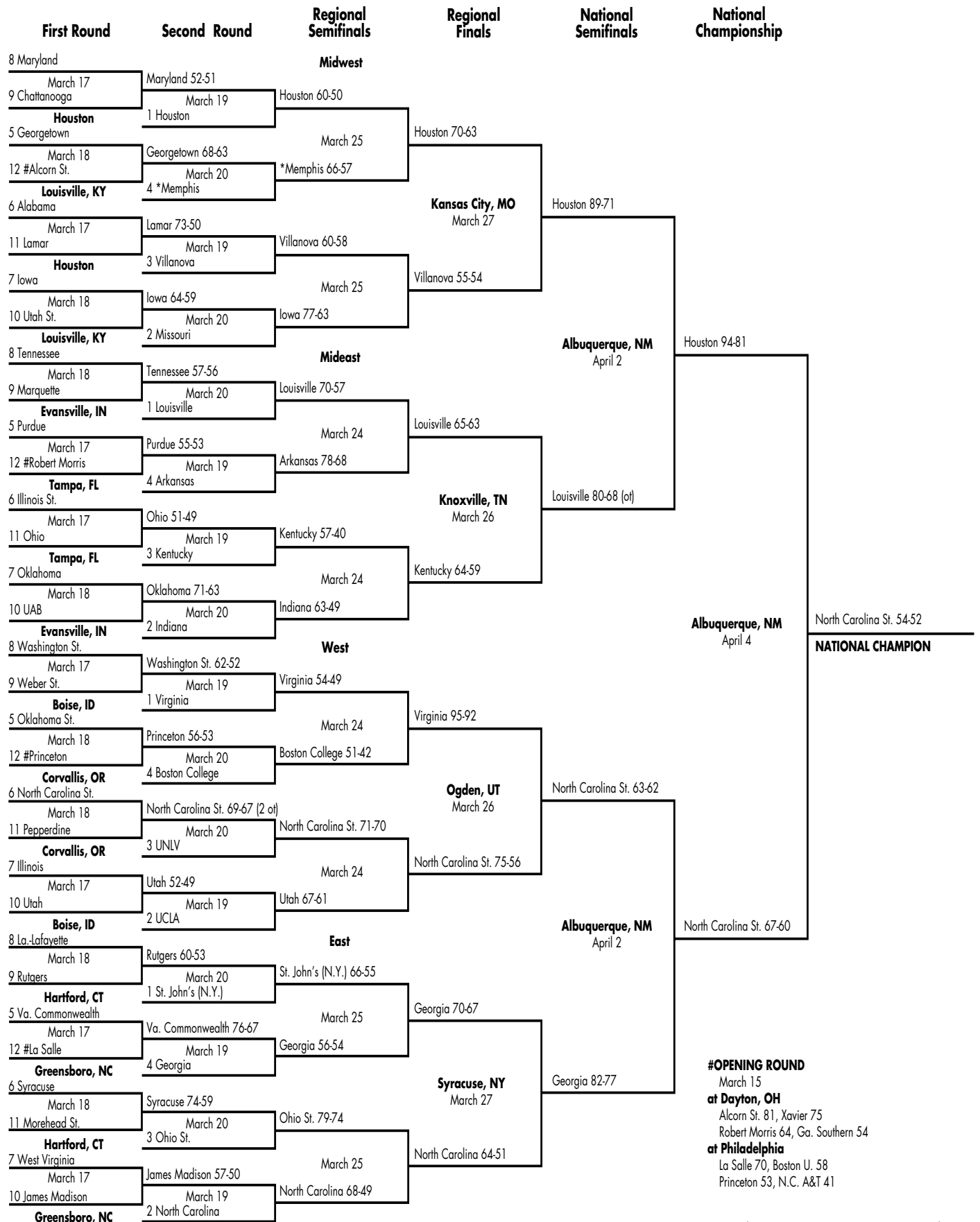
1982 Championship Bracket



THE TOURNAMENT FIELD


*Oregon State's and Memphis' participation in 1982 tournament vacated.

1983 Championship Bracket



*Memphis' participation in 1983 tournament vacated.

1984 Championship Bracket



THE TOURNAMENT FIELD


1986 Championship Bracket



THE TOURNAMENT FIELD


*DePaul's and Memphis' participation in 1986 tournament vacated.

1987 Championship Bracket



*Alabama's, DePaul's, Florida's, Marshall's and North Carolina State's participation in 1987 tournament vacated.


1988 Championship Bracket



THE TOURNAMENT FIELD

*DePaul's, Florida's, Kentucky's, Maryland's and North Carolina State's participation in 1988 tournament vacated.


1990 Championship Bracket




THE TOURNAMENT FIELD

*Clemson's participation in 1990 tournament vacated.

1991 Championship Bracket




1992 Championship Bracket



THE TOURNAMENT FIELD


*New Mexico State's participation in 1992 tournament vacated.
 Michigan's participation in 1992 Final Four vacated.

1993 Championship Bracket



*Michigan's and New Mexico State's participation in 1993 tournament vacated.


1994 Championship Bracket



*Minnesota's, Missouri's and New Mexico State's participation in 1994 tournament vacated.


THE TOURNAMENT FIELD

1995 Championship Bracket



*Arizona State's and Minnesota's participation in 1995 tournament vacated.


1996 Championship Bracket



THE TOURNAMENT FIELD

*California's, Connecticut's, Massachusetts', Michigan's, Purdue's and Texas Tech's participation in 1996 tournament vacated.

1998 Championship Bracket




THE TOURNAMENT FIELD

Kentucky 78-69
NATIONAL CHAMPION


*Michigan's participation in 1998 tournament vacated.

1999 Championship Bracket



*Arizona's, Ohio State's and UCLA's participation in 1999 tournament vacated.


2000 Championship Bracket



THE TOURNAMENT FIELD


*Ohio State's participation in 2000 tournament vacated.

2001 Championship Bracket



*Ohio State's participation in 2001 tournament vacated.

2002 Championship Bracket




THE TOURNAMENT FIELD


%Opening Round
March 12 - Dayton, OH
Alcorn St. 77
Siena 81

*Georgia's and Ohio State's participation in 2002 tournament vacated.

2003 Championship Bracket




2004 Championship Bracket




THE TOURNAMENT FIELD

%Opening Round
 March 16 - Dayton, OH
 Florida A&M 72
 Lehigh 57

2005 Championship Bracket

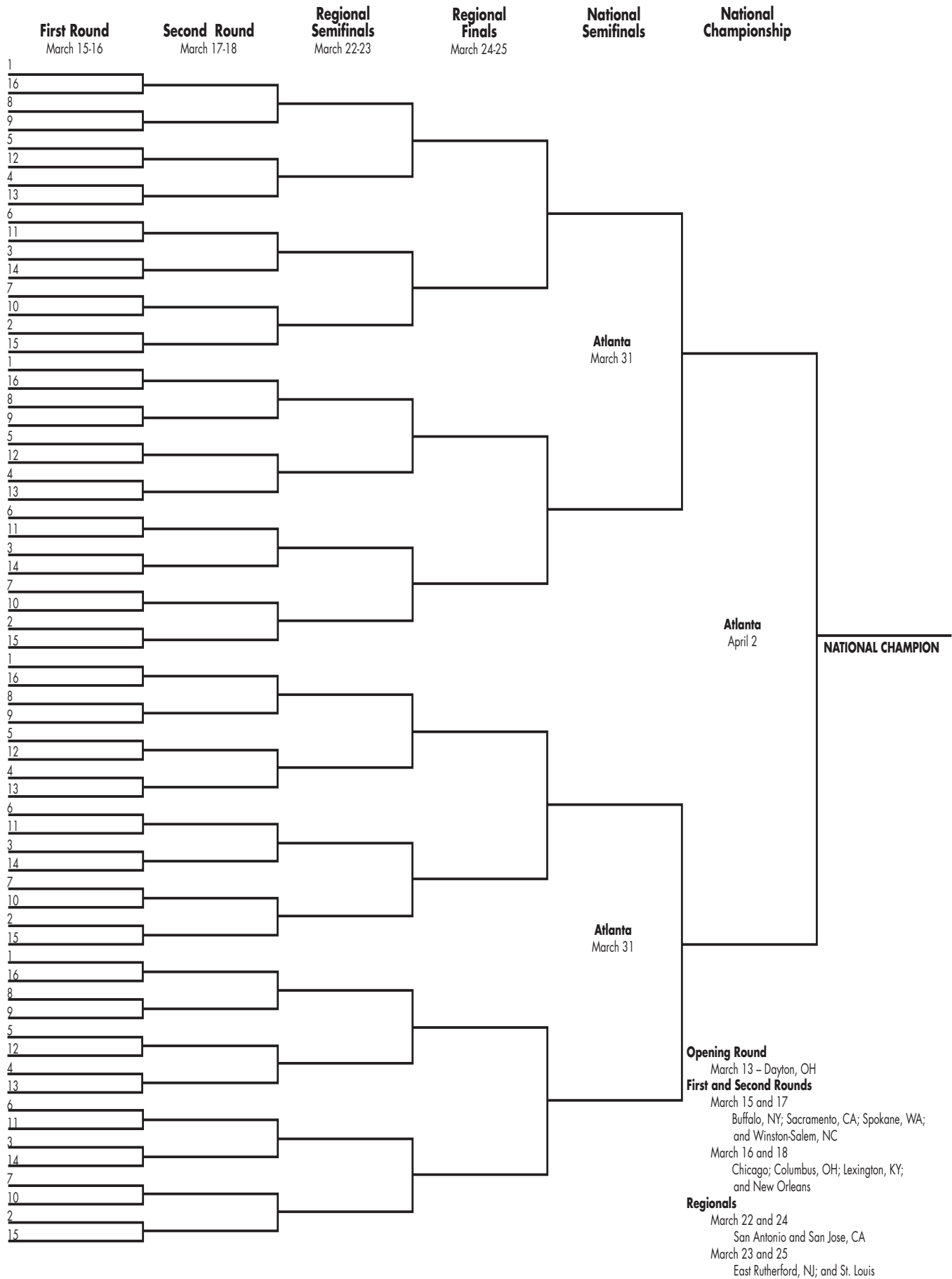


2006 Championship Bracket




THE TOURNAMENT FIELD

2007 Championship Bracket



Index

Index.....248



Index

- A.P. Polls, No. 1 Year-by-Year20
 Ages for Championship Coaches99
 All-Americans in the Final Four23
 All-Decade Teams23
 All-Regional Teams42
 All-Tournament Teams22
 Alma Maters for Coaches77, 93, 99
 Appearances
 Final Four
 Coach77, 92, 97
 Team18
 "Sweet 16"
 Team41
 Tournament
 Coach92
 Team56
 Arenas
 Capacity115
 Final Four112
 Game Sites114
 Records, Games Played In114
 Year Built115
 Assists by an Individual
 Championship Game12
 Final Four Game10
 Final Four Two-Game17
 First- & Second-Round Game38
 Opening Round Game36
 Regional Game40
 Semifinal Game15
 Tournament Career53
 Tournament Game51
 Tournament Series52
 Year-by-Year Leaders60
 Assists by a Team
 Championship Game13, 14
 Final Four Game11, 12
 Final Four Two-Game17
 First- & Second-Round Game38, 39
 Opening Round Game36, 37
 Regional Game41
 Semifinal Game15, 16
 Tournament Game54, 55
 Tournament Series56
 At-Large Selections
 History66
 Year-by-Year128
 Attendance
 Final Game112
 Tournament
 By Decades112
 Capacity114
 Records113
 Year-by-Year Average112
 Year-by-Year Total112
 Automatic Qualifiers
 Year-by-Year128
 Year-by-Year Total Numbers66
 Blocked Shots by an Individual
 Championship Game12
 Final Four Game10
 Final Four Two-Game17
 First- & Second-Round Game38
 Opening Round Game36
 Regional Game40
 Semifinal Game15
 Tournament Career53
 Tournament Game51
 Tournament Series52
 Year-by-Year Leaders60
 Blocked Shots by a Team
 Championship Game13, 14
 Final Four Game11, 12
 Final Four Two-Game17
 First- & Second-Round Game38, 39
 Opening Round Game36, 37
 Regional Game41
 Semifinal Game15, 16
 Tournament Game54, 55
 Tournament Series56
 Box Score, Championship Game158
 Brackets186
 By the Numbers Chart66
 Championship Game Records12
 Championship Game Results8, 158, 186
 Championship Team Won-Lost Records92
 Championship Titles
 Coach92
 Team18
 Cities
 Final Four112
 Games Sites115
 Records, Game Played In114
 State-by-State115
 Year-by-Year186
 Close Tournament Games
 Year-by-Year Numbers66
 Coaches
 Ages99
 Alma Maters77, 93, 99
 Final Four
 Appearances92, 97
 Championships92
 Games92
 Winning Percentage92
 Wins92
 First Year as a Coach
 Won NCAA Title93
 Advanced to Final Four93
 First Year at a School
 Won NCAA Title93
 Advanced to Final Four94
 Last year coached99
 Overall Won-Lost99
 Played and Coached
 Final Four95
 Tournament95
 Taking Different Teams to the
 Final Four94
 Tournament94
 Team-by-Team77
 Tournament
 Active Records93
 Appearances92
 Games93
 Winning Percentage93
 Wins93
 Vacated Records110
 Committee Chairs32
 Committee Members32
 Conference Records
 Losing Conference Record Teams
 Selected At Large65
 Regular Season by Team, Year-by-Year128
 Tournament Won-Lost
 Actual Membership68
 By Decades71
 Current Membership67
 Year-by-Year68
 Dates
 Future Games123, 246
 Year-by-Year186
 Deficit Overcome to Win
 Championship Game14
 Final Four Game10, 11
 Semifinal Game15, 16
 Disqualified Players
 Championship Game13, 14
 Final Four Game11, 12
 Final Four Two-Game16
 First- & Second-Round Game38
 Opening Round Game37
 Regional Game40
 Semifinal Game16
 Tournament Game55
 Division I Teams
 Year-by-Year Numbers66
 Entering the Tournament64
 Facts, Tournament75
 Field Goals by an Individual
 Championship Game12
 Final Four Game9
 Final Four Two-Game16
 First- & Second-Round Game37
 Opening Round Game36
 Regional Game39
 Semifinal Game14
 Tournament Career53
 Tournament Game50
 Tournament Series51
 Year-by-Year Percentage Leaders58
 Field Goals by a Team
 Championship Game13, 14
 Final Four Game10, 11
 Final Four Two-Game17
 First- & Second-Round Game38, 39
 Opening Round Game36, 37
 Regional Game40
 Semifinal Game15, 16
 Tournament Game54, 55
 Tournament Series56
 Field by State72
 Final Four, First Reference11
 Final Four Game Records9
 Final Four Participants25
 Final Four Teams Year-by-Year8
 Final Four Two-Game Records16
 Financial Analysis74
 First- & Second-Round Game Records37
 500-Record Teams Entering the Tournament65
 Fouls, see Personal Fouls
 Free Throws by an Individual
 Championship Game12
 Final Four Game9
 Final Four Two-Game17
 First- & Second-Round Game37
 Opening Round Game36
 Regional Game39
 Semifinal Game14
 Tournament Career53
 Tournament Game50
 Tournament Series52
 Year-by-Year Percentage Leaders59
 Free Throws by a Team
 Championship Game13, 14
 Final Four Game10, 12
 Final Four Two-Game17
 First- & Second-Round Game38, 39
 Opening Round Game36, 37
 Regional Game40, 41
 Semifinal Game15, 16
 Tournament Game54, 55
 Tournament Series56
 Freshman, Points in Final Four
 Game9
 Future Dates & Sites123
 Games
 Final Four
 Coach92
 Team18
 Tournament
 Coach93
 Player, Career53
 Team57
 Year-by-Year Numbers66
 Game Officials
 In Box Score158
 Year-by-Year, Final Four24
 Halves, Team Scoring
 Championship Game13
 Final Four Game11
 Semifinal Game16
 History, Tournament75
 Hosts, Future Sites123
 Hundred-Point Tournament Games
 Year-by-Year Numbers66
 Losing-Record Teams Entering the Tournament65
 Losing Conference Record Teams Selected At Large65
 Milestone Games75
 Most Outstanding Players19
 One-Loss Teams Entering the Tournament64
 One-Point Tournament Games
 Listed in the Brackets186
 Year-by-Year Numbers66
 100-Point Tournament Games
 Listed in the Brackets186
 Year-by-Year Numbers66
 Opening Round Records36
 Overtime Games by One Team
 Tournament Series55
 Overtime Tournament Games
 Listed in the Brackets186
 Year-by-Year Numbers66
 Overtime Periods
 Championship Game14
 Tournament Game55
 Participants, Final Four25
 Path to the Championship21
 Perfect Free-Throw Percentage by an Individual
 in a Tournament Series52

Personal Fouls by a Team
 Championship Game 13, 14
 Final Four Game 11, 12
 Final Four Two-Game 17
 First- & Second-Round Game 38, 39
 Opening Round Game 36, 37
 Regional Game 40, 41
 Semifinal Game 15, 16
 Tournament Game 55
 Tournament Series 56

Players Disqualified, see Disqualified Players

Points by an Individual
 Championship Game 12
 Final Four Game 9
 Final Four Two-Game 16
 First- & Second-Round Game 37
 Freshman Final Four 9
 Opening Round Game 36
 Regional Game 39
 Semifinal Game 14
 Tournament Career 52
 Tournament Game 50
 Tournament Series 51
 Year-by-Year Leaders 57

Points by a Team
 Championship Game 12, 13, 14
 Final Four Game 10, 11
 Final Four Two-Game 17
 First- & Second-Round Game 38
 Opening Round Game 36, 37
 In Overtime, Tournament Game 55
 Regional Game 40
 Semifinal Game 15, 16
 Tournament Game 53, 55
 Tournament Series 56
 also see Halves, Team Scoring; and Winning Margin

Points by Two Opposing Players, Tournament Game 50

Points by Two Teammates, Tournament Game 50

Polls
 No. 1 Year-by-Year 20
 No. 1's vs. No. 2's in Championship Game 21

Rebounds by an Individual
 Championship Game 12
 Final Four Game 9
 Final Four Two-Game 17
 First- & Second-Round Game 37
 Opening Round Game 36
 Regional Game 40
 Semifinal Game 15
 Tournament Career 53
 Tournament Game 51
 Tournament Series 52
 Year-by-Year Leaders 59

Rebounds by a Team
 Championship Game 13, 14
 Final Four Game 11, 12
 Final Four Two-Game 17
 First- & Second-Round Game 38, 39
 Opening Round Game 36, 37
 Regional Game 41
 Semifinal Game 15, 16
 Tournament Game 54, 55
 Tournament Series 56

Referees, see Game Officials

Regional Game Records 39

Results, Game-by-Game 186

Season Statistics, see Team Season Statistics

Scores, Game-by-Game 186

Scoring Average by an Individual
 Tournament Career 52
 Tournament Series 51
 Year-by-Year Leaders 57

Scoring Average by a Team
 Tournament Series 56

Seeds
 Final Four 21
 Furthest Advanced 61
 Number One 60
 "Sweet 16" 41
 Won-Lost 61
 Year-by-Year 137, 218

Semifinals Game Records 14

Sites
 Records 114
 State-by-State 115
 Year-by-Year 186

States
 Final Four 114
 Game Sites 115
 Records, Games Played In 114
 Schools From 72

Steals by an Individual
 Championship Game 12
 Final Four Game 10
 Final Four Two-Game 17
 First- & Second-Round Game 38
 Opening Round Game 36
 Regional Game 40
 Semifinal Game 15
 Tournament Career 53
 Tournament Game 51
 Tournament Series 52
 Year-by-Year Leaders 60

Steals by a Team
 Championship Game 13, 14
 Final Four Game 11, 12
 Final Four Two-Game 17
 First- & Second-Round Game 38, 39
 Opening Round Game 36, 37
 Regional Game 41
 Semifinal Game 15, 16
 Tournament Game 54, 55
 Tournament Series 56
 "Sweet 16" Records 41
 "Sweet 16" Seeds 41
 Team Photo, Championship Teams 158

Team Season Statistics
 Championship Team 18

Team Won-Lost Tournament Records 77

Teams Entered into the Tournament
 Listed in the Brackets 186
 Team-by-Team 77
 Year-by-Year Alphabetically 128
 Year-by-Year Numbers 66

Teams, Division I Year-by-Year 66

Television Ratings 73

Three-Point Field Goals by an Individual
 Championship Game 12
 Final Four Game 9
 Final Four Two-Game 16
 First- & Second-Round Game 37
 Opening Round Game 36
 Regional Game 39
 Semifinal Game 14

Tournament Career 53

Tournament Game 50

Tournament Series 52

Year-by-Year Leaders 58

Three-Point Field Goals by a Team
 Championship Game 13, 14
 Final Four Game 10, 11
 Final Four Two-Game 17
 First- & Second-Round Game 38, 39
 Opening Round Game 36, 37
 Regional Game 40
 Semifinal Game 15, 16
 Tournament Game 54, 55
 Tournament Series 56

Three-Point Tournament Games
 Listed in the Brackets 186
 Year-by-Year Numbers 66

Titles, Championship
 Coach 92
 Team 18

Tournament Facts 75

Tournament Field by State 72

Tournament History 75

Tournament Records
 Individual
 Career 52
 Game 50
 Series 51
 Team
 Game 53
 Series 56

Triple-Doubles by an Individual
 Final Four Game 10
 Tournament Game 51

Two-Loss Teams Entering the Tournament 64

Two-Point Tournament Games
 Listed in the Brackets 186
 Year-by-Year Numbers 66

Undefeated Teams Entering the Tournament 64

Upsets 62

Vacated Coaching Records 110

Vacating Tournament Action 90

Winning Margin
 Game
 Championship 13
 Final Four 10
 First-Second Round 38
 Opening Round 36
 Regional 40
 Tournament 53
 Tournament Series 56

Wins & Winning Percentage, All-Time
 Final Four
 Coach 92
 Team 18
 Tournament
 Active Coach 93
 Coach 93
 Team 57

Won-Lost Records by Team
 Conference 128
 Listed by Coach 77
 Pre-Tournament 128
 Season Final 128
 Tournament Champions 92
 Year-by-Year 128

The NCAA salutes the more than
380,000 student-athletes
participating in **23 sports** at
more than **1,200** member institutions

