

The Final Four

Championship Results.....	8
Final Four Game Records.....	9
Championship Game Records	12
Semifinal Game Records.....	14
Final Four Two-Game Records	17
Final Four Cumulative Records	18



Championship Results



Photo by Ryan McKee/NCAA Photos

Not only did coach Bill Self finally advance past the regional final in his fifth try, but his Kansas Jayhawks defeated Memphis, 75-68, in overtime to win the 2008 Division I Men's Basketball Championship in the Alamodome in San Antonio. It was Self's first NCAA title and the Jayhawk's third.

Year	Champion	Score	Runner-Up	Third Place	Fourth Place
1939	Oregon	46-33	Ohio St.	† Oklahoma	† Villanova
1940	Indiana	60-42	Kansas	† Duquesne	† Southern California
1941	Wisconsin	39-34	Washington St.	† Pittsburgh	† Arkansas
1942	Stanford	53-38	Dartmouth	† Colorado	† Kentucky
1943	Wyoming	46-34	Georgetown	† Texas	† DePaul
1944	Utah	42-40 +	Dartmouth	† Iowa St.	† Ohio St.
1945	Oklahoma St.	49-45	New York U.	† Arkansas	† Ohio St.
1946	Oklahoma St.	43-40	North Carolina	Ohio St.	California
1947	Holy Cross	58-47	Oklahoma	Texas	CCNY
1948	Kentucky	58-42	Baylor	Holy Cross	Kansas St.
1949	Kentucky	46-36	Oklahoma St.	Illinois	Oregon St.
1950	CCNY	71-68	Bradley	North Carolina St.	Baylor
1951	Kentucky	68-58	Kansas St.	Illinois	Oklahoma St.
1952	Kansas	80-63	St. John's (N.Y.)	Illinois	Santa Clara
1953	Indiana	69-68	Kansas	Washington	LSU
1954	La Salle	92-76	Bradley	Penn St.	Southern California
1955	San Francisco	77-63	La Salle	Colorado	Iowa
1956	San Francisco	83-71	Iowa	Temple	SMU
1957	North Carolina	54-53 ‡	Kansas	San Francisco	Michigan St.
1958	Kentucky	84-72	Seattle	Temple	Kansas St.
1959	California	71-70	West Virginia	Cincinnati	Louisville
1960	Ohio St.	75-55	California	Cincinnati	New York U.
1961	Cincinnati	70-65 +	Ohio St.	* St. Joseph's	Utah
1962	Cincinnati	71-59	Ohio St.	Wake Forest	UCLA
1963	Loyola (Ill.)	60-58 +	Cincinnati	Duke	Oregon St.
1964	UCLA	98-83	Duke	Michigan	Kansas St.
1965	UCLA	91-80	Michigan	Princeton	Wichita St.
1966	UTEP	72-65	Kentucky	Duke	Utah
1967	UCLA	79-64	Dayton	Houston	North Carolina
1968	UCLA	78-55	North Carolina	Ohio St.	Houston
1969	UCLA	92-72	Purdue	Drake	North Carolina
1970	UCLA	80-69	Jacksonville	New Mexico St.	St. Bonaventure
1971	UCLA	68-62	* Villanova	* Western Ky.	Kansas
1972	UCLA	81-76	Florida St.	North Carolina	Louisville
1973	UCLA	87-66	Memphis	Indiana	Providence
1974	North Carolina St.	76-64	Marquette	UCLA	Kansas
1975	UCLA	92-85	Kentucky	Louisville	Syracuse
1976	Indiana	86-68	Michigan	UCLA	Rutgers
1977	Marquette	67-59	North Carolina	UNLV	Charlotte
1978	Kentucky	94-88	Duke	Arkansas	Notre Dame
1979	Michigan St.	75-64	Indiana St.	DePaul	Penn
1980	Louisville	59-54	* UCLA	Purdue	Iowa
1981	Indiana	63-50	North Carolina	Virginia	LSU
1982	North Carolina	63-62	Georgetown	† Houston	† Louisville
1983	North Carolina St.	54-52	Houston	† Georgia	† Louisville
1984	Georgetown	84-75	Houston	† Kentucky	† Virginia
1985	Villanova	66-64	Georgetown	† St. John's (N.Y.)	* † Memphis
1986	Louisville	72-69	Duke	† Kansas	† LSU
1987	Indiana	74-73	Syracuse	† UNLV	† Providence
1988	Kansas	83-79	Oklahoma	† Arizona	† Duke
1989	Michigan	80-79 +	Seton Hall	† Duke	† Illinois
1990	UNLV	103-73	Duke	† Arkansas	† Georgia Tech
1991	Duke	72-65	Kansas	† UNLV	† North Carolina
1992	Duke	71-51	Michigan	† Cincinnati	† Indiana
1993	North Carolina	77-71	Michigan	† Kansas	† Kentucky
1994	Arkansas	76-72	Duke	† Arizona	† Florida
1995	UCLA	89-78	Arkansas	† North Carolina	† Oklahoma St.
1996	Kentucky	76-67	Syracuse	* † Massachusetts	† Mississippi St.
1997	Arizona	84-79 +	Kentucky	* † Minnesota	† North Carolina
1998	Kentucky	78-69	Utah	† North Carolina	† Stanford
1999	Connecticut	77-74	Duke	† Michigan St.	† Ohio St.
2000	Michigan St.	89-76	Florida	† North Carolina	† Wisconsin
2001	Duke	82-72	Arizona	† Maryland	† Michigan St.
2002	Maryland	64-52	Indiana	† Kansas	† Oklahoma
2003	Syracuse	81-78	Kansas	† Marquette	† Texas
2004	Connecticut	82-73	Georgia Tech	† Duke	† Oklahoma St.
2005	North Carolina	75-70	Illinois	† Louisville	† Michigan St.
2006	Florida	73-57	UCLA	† George Mason	† LSU
2007	Florida	84-75	Ohio State	† Georgetown	† UCLA
2008	Kansas	75-68 +	Memphis	† North Carolina	† UCLA

† tied for third place; + overtime; ‡ three overtimes; * later vacated

Tournament trivia

Question...

How many schools from Michigan have played in the NCAA tournament? (Extra credit if you can name them.)

Answer...

Eight: Central Michigan, Detroit, Eastern Michigan, Michigan, Michigan State, Oakland, Wayne State and Western Michigan

Final Four Game Records

Statistics for the Division I Men's Basketball tournament have been collected since 1939, the first year of the tournament. Individual rebounds were added in 1951, although team rebounds were not added until 1955. Assists were added in 1984. Blocked shots and steals were added in 1986. Scoring, rebounding, assists, blocked shots and steals are ranked on total number and per-game average; shooting, on percentage. In statistical rankings, the rounding of percentages and/or averages may indicate ties where none exist. In these cases, the numerical order of the rankings is accurate. In 1973, freshmen became eligible to compete on the varsity level.

A national championship game is indicated by (CH), a national semifinal game by (NSF), a national third-place game by (N3d) and record later vacated by (*).

Individual Records

POINTS

- 58, Bill Bradley, Princeton vs. Wichita St., N3d, 3-20-1965
- 48, Hal Lear, Temple vs. SMU, N3d, 3-23-1956
- 44, Bill Walton, UCLA vs. Memphis, CH, 3-26-1973
- 42, Bob Houbregs, Washington vs. LSU, N3d, 3-18-1953
- 42, *Jack Egan, St. Joseph's vs. Utah, N3d, 3-25-1961 (4 ot)
- 42, Gail Goodrich, UCLA vs. Michigan, CH, 3-20-1965
- 41, Jack Givens, Kentucky vs. Duke, CH, 3-27-1978
- 39, Oscar Robertson, Cincinnati vs. Louisville, N3d, 3-21-1959
- 39, Al Wood, North Carolina vs. Virginia, NSF, 3-28-1981
- 38, Jerry West, West Virginia vs. Louisville, NSF, 3-20-1959
- 38, Jerry Chambers, Utah vs. UTEP, NSF, 3-18-1966
- 38, Freddie Banks, UNLV vs. Indiana, NSF, 3-28-1987

POINTS BY A FRESHMAN

- 34, Mark Aguirre, DePaul vs. Penn, N3d, 3-26-1979
- 33, Carmelo Anthony, Syracuse vs. Texas, NSF, 4-5-2003
- 31, Mike O'Koren, North Carolina vs. UNLV, NSF, 3-26-1977
- 30, Chad Kinch, Charlotte vs. UNLV, N3d, 3-28-1977
- 26, Toby Bailey, UCLA vs. Arkansas, CH, 4-3-1995
- 25, Pervis Ellison, Louisville vs. Duke, CH, 3-31-1986
- 25, Greg Oden, Ohio St. vs. Florida, CH, 4-2-2007
- 25, Derrick Rose, Memphis vs. UCLA, NSF, 4-5-2008
- 24, Jack Givens, Kentucky vs. Syracuse, NSF, 3-29-1975
- 23, Patrick Ewing, Georgetown vs. North Carolina, CH, 3-29-1982

FIELD GOALS

- 22, Bill Bradley, Princeton vs. Wichita St., N3d, 3-20-1965
- 21, Bill Walton, UCLA vs. Memphis, CH, 3-26-1973
- 18, Jack Givens, Kentucky vs. Duke, CH, 3-27-1978
- 17, Bob Houbregs, Washington vs. LSU, N3d, 3-18-1953
- 17, Hal Lear, Temple vs. SMU, N3d, 3-23-1956
- 17, *Jack Egan, St. Joseph's vs. Utah, N3d, 3-25-1961 (4 ot)
- 16, Don May, Dayton vs. North Carolina, NSF, 3-24-1967
- 16, Charlie Scott, North Carolina vs. Drake, N3d, 3-22-1969
- 16, Larry Bird, Indiana St. vs. DePaul, NSF, 3-24-1979
- 15, Hal Lear, Temple vs. Iowa, NSF, 3-22-1956
- 15, Lew Alcindor, UCLA vs. North Carolina, CH, 3-23-1968
- 15, Lew Alcindor, UCLA vs. Purdue, CH, 3-22-1969
- 15, Ernie DiGregorio, Providence vs. Memphis, NSF, 3-24-1973

FIELD GOALS ATTEMPTED

- 42, Lennie Rosenbluth, North Carolina vs. Michigan St., NSF, 3-22-1957 (3 ot)
- 36, Rick Mount, Purdue vs. UCLA, CH, 3-22-1969
- 36, Ernie DiGregorio, Providence vs. Memphis, NSF, 3-24-1973

- 34, Elvin Hayes, Houston vs. Ohio St., N3d, 3-23-1968
- 33, *Jack Egan, St. Joseph's vs. Utah, N3d, 3-25-1961 (4 ot)
- 33, *Jerry Dunn, Western Ky. vs. Villanova, NSF, 3-25-1971 (2 ot)
- 32, Elgin Baylor, Seattle vs. Kentucky, 3-22-CH, 1958
- 31, Billy McGill, Utah vs. Cincinnati, 3-24-NSF, 1961
- 31, Jerry Chambers, Utah vs. UTEP, NSF, 3-18-1966
- 31, Elvin Hayes, Houston vs. UCLA, NSF, 3-24-1967

FIELD-GOAL PERCENTAGE

(Minimum 10 FGM)

- 95.5% (21-22), Bill Walton, UCLA vs. Memphis, CH, 3-26-1973
- 90.9% (10-11), Jerry Lucas, Ohio St. vs. St. Joseph's, NSF, 3-24-1961
- 90.9% (10-11), Billy Thompson, Louisville vs. LSU, NSF, 3-29-1986
- 90.9% (10-11), Sean May, North Carolina vs. Illinois, CH, 4-4-2005
- 84.6% (11-13), Bill Walton, UCLA vs. Louisville, NSF, 3-23-1972
- 84.2% (16-19), Larry Bird, Indiana St. vs. DePaul, NSF, 3-24-1979
- 83.3% (10-12), Sidney Wicks, UCLA vs. New Mexico St., NSF, 3-19-1970
- 83.3% (10-12), Udonis Haslem, Florida vs. Michigan St., CH, 4-3-2000
- 82.4% (14-17), Joe Barry Carroll, Purdue vs. Iowa, N3d, 3-24-1980
- 78.6% (11-14), Keith Langford, Kansas vs. Marquette, NSF, 4-5-2003

THREE-POINT FIELD GOALS

- 10, Freddie Banks, UNLV vs. Indiana, NSF, 3-28-1987
- 7, Steve Alford, Indiana vs. Syracuse, CH, 3-30-1987
- 7, Dave Sieger, Oklahoma vs. Kansas, CH, 4-4-1988
- 7, Dennis Scott, Georgia Tech vs. UNLV, NSF, 3-31-1990
- 7, Tony Delk, Kentucky vs. Syracuse, CH, 4-1-1996
- 6, Bobby Hurley, Duke vs. Indiana, NSF, 4-4-1992
- 6, Darryl Wilson, Mississippi St. vs. Syracuse, NSF, 3-30-1996
- 6, Mike Bibby, Arizona vs. North Carolina, NSF, 3-29-1997
- 6, Gerry McNamara, Syracuse vs. Kansas, CH, 4-7-2003
- 6, Luther Head, Illinois vs. Louisville, NSF, 4-2-2005
- 6, Lee Humphrey, Florida vs. George Mason, NSF, 4-1-2006

THREE-POINT FIELD GOALS ATTEMPTED

- 19, Freddie Banks, UNLV vs. Indiana, NSF, 3-28-1987
- 16, Luther Head, Illinois vs. North Carolina, CH, 4-4-2005
- 14, Dennis Scott, Georgia Tech vs. UNLV, NSF, 3-31-1990
- 13, Dave Sieger, Oklahoma vs. Kansas, CH, 4-4-1988
- 13, Damon Stoudamire, Arizona vs. Arkansas, NSF, 4-2-1994
- 13, Darryl Wilson, Mississippi St. vs. Syracuse, NSF, 3-30-1996
- 13, Jeff Boschee, Kansas vs. Maryland, NSF, 3-30-2002
- 12, Steve Kerr, Arizona vs. Oklahoma, NSF, 4-2-1988
- 12, Glen Rice, Michigan vs. Seton Hall, CH, 4-3-1989 (ot)
- 12, John Morton, Seton Hall vs. Michigan, CH, 4-3-1989 (ot)
- 12, Donald Williams, North Carolina vs. Arkansas, NSF, 4-1-1995
- 12, Tony Delk, Kentucky vs. Syracuse, CH, 4-1-1996
- 12, Scott Padgett, Kentucky vs. Arizona, CH, 3-31-1997 (ot)
- 12, Kirk Hinrich, Kansas vs. Syracuse, CH, 4-7-2003
- 12, Lee Humphrey, Florida vs. George Mason, NSF, 4-1-2006

THREE-POINT FIELD-GOAL PERCENTAGE

(Minimum Five 3FGM)

- 71.4% (5-7), Adonis Jordan, Kansas vs. North Carolina, NSF, 4-3-1993
- 71.4% (5-7), Donald Williams, North Carolina vs. Kansas, NSF, 4-3-1993
- 71.4% (5-7), Donald Williams, North Carolina vs. Michigan, CH, 4-5-1993
- 70.0% (7-10), Steve Alford, Indiana vs. Syracuse, CH, 3-30-1987

- 66.7% (6-9), Bobby Hurley, Duke vs. Indiana, NSF, 4-4-1992
- 62.5% (5-8), Arthur Lee, Stanford vs. Kentucky, NSF, 3-28-1998 (ot)
- 60.0% (6-10), Gerry McNamara, Syracuse vs. Kansas, CH, 4-7-2003
- 58.3% (7-12), Tony Delk, Kentucky vs. Syracuse, CH, 4-1-1996
- 55.6% (5-9), Anderson Hunt, UNLV vs. Georgia Tech, NSF, 3-31-1990
- 55.6% (5-9), Rex Walters, Kansas vs. North Carolina, NSF, 4-3-1993
- 55.6% (5-9), Mike Dunleavy, Duke vs. Arizona, CH, 4-2-2001
- 55.6% (5-9), Brandon Mouton, Texas vs. Syracuse, NSF, 4-5-2003
- 55.6% (5-9), Marvin Lewis, Georgia Tech vs. Oklahoma St., NSF, 4-3-2004
- 55.6% (5-9), Jonathan Wallace, Georgetown vs. Ohio St., NSF, 3-31-2007

FREE THROWS MADE

- 18, Gail Goodrich, UCLA vs. Michigan, CH, 3-20-1965
- 15, Oscar Robertson, Cincinnati vs. Louisville, N3d, 3-21-1959
- 15, Bill Buntin, Michigan vs. Kansas St., N3d, 3-21-1964
- 14, Hal Lear, Temple vs. SMU, N3d, 3-23-1956
- 14, Jerry West, West Virginia vs. Louisville, NSF, 3-20-1959
- 14, Bill Bradley, Princeton vs. Wichita St., N3d, 3-20-1965
- 14, Mark Aguirre, DePaul vs. Penn, N3d, 3-26-1979
- 14, Miles Simon, Arizona vs. Kentucky, CH, 3-31-1997 (ot)
- 13, Don Schlundt, Indiana vs. LSU, NSF, 3-17-1953
- 13, *Jim Lynam, St. Joseph's vs. Utah, N3d, 3-25-1961 (4 ot)

FREE THROWS ATTEMPTED

- 20, Jerry West, West Virginia vs. Louisville, NSF, 3-20-1959
- 20, Gail Goodrich, UCLA vs. Michigan, CH, 3-20-1965
- 19, Oscar Robertson, Cincinnati vs. Louisville, N3d, 3-21-1959
- 18, Bob Pettit, LSU vs. Indiana, NSF, 3-17-1953
- 17, Don Schlundt, Indiana vs. LSU, NSF, 3-17-1953
- 17, Bob Carney, Bradley vs. La Salle, CH, 3-20-1954
- 17, Hal Lear, Temple vs. SMU, N3d, 3-23-1956
- 17, Paul Hogue, Cincinnati vs. UCLA, NSF, 3-23-1962
- 17, Bill Buntin, Michigan vs. Kansas St., N3d, 3-21-1964
- 17, Miles Simon, Arizona vs. Kentucky, CH, 3-31-1997 (ot)

FREE-THROW PERCENTAGE

(Minimum 10 FTM)

- 100% (12-12), Jim Spanarkel, Duke vs. Notre Dame, NSF, 3-25-1978
- 100% (12-12), Christian Laettner, Duke vs. Kansas, CH, 4-1-1991
- 100% (11-11), Jeff Lamp, Virginia vs. LSU, N3d, 3-30-1981
- 100% (10-10), Ron King, Florida St. vs. North Carolina, NSF, 3-23-1972
- 100% (10-10), Maurice Ager, Michigan St. vs. North Carolina, NSF, 4-2-2005
- 93.3% (14-15), Bill Bradley, Princeton vs. Wichita St., N3d, 3-25-1965
- 93.3% (14-15), Mark Aguirre, DePaul vs. Penn, N3d, 3-26-1979
- 92.9% (13-14), *Jim Lynam, St. Joseph's vs. Utah, N3d, 3-25-1961 (4 ot)
- 92.3% (12-13), Cedric Maxwell, Charlotte vs. UNLV, N3d, 3-28-1977
- 91.7% (11-12), Dick Estergard, Bradley vs. La Salle, CH, 3-20-1954
- 91.7% (11-12), Jim Krebs, SMU vs. Temple, N3d, 3-23-1956
- 91.7% (11-12), Bill Walton, UCLA vs. Louisville, NSF, 3-23-1972
- 91.7% (11-12), Magic Johnson, Michigan St. vs. Penn, NSF, 3-24-1979
- 91.7% (11-12), Derrick Rose, Memphis vs. UCLA, NSF, 4-5-2008

REBOUNDS

- 27, Bill Russell, San Francisco vs. Iowa, CH, 3-23-1956
- 24, Elvin Hayes, Houston vs. UCLA, NSF, 3-24-1967

- 23, Bill Russell, San Francisco vs. SMU, NSF, 3-22-1956
 22, Elgin Baylor, Seattle vs. Kansas St., NSF, 3-21-1958
 22, Tom Sanders, New York U. vs. Ohio St., NSF, 3-18-1960
 22, Larry Kenon, Memphis vs. Providence, NSF, 3-24-1973
 22, Akeem Olajuwon, Houston vs. Louisville, NSF, 4-2-1983
 21, Bill Spivey, Kentucky vs. Kansas St., CH, 3-27-1951
 21, Lew Alcindor, UCLA vs. Drake, NSF, 3-20-1969
 21, Artis Gilmore, Jacksonville vs. St. Bonaventure, NSF, 3-19-1970
 21, Bill Walton, UCLA vs. Louisville, NSF, 3-23-1972
 21, Nick Collison, Kansas vs. Syracuse, CH, 4-7-2003

ASSISTS

- 18, Mark Wade, UNLV vs. Indiana, NSF, 3-28-1987
 13, T.J. Ford, Texas vs. Syracuse, NSF, 4-5-2003
 12, Rumeal Robinson, Michigan vs. Illinois, NSF, 4-1-1989
 12, *Edgar Padilla, Massachusetts vs. Kentucky, NSF, 3-30-1996
 11, Michael Jackson, Georgetown vs. St. John's (N.Y.), NSF, 3-30-1985
 11, Milt Wagner, Louisville vs. LSU, NSF, 3-29-1986
 11, Rumeal Robinson, Michigan vs. Seton Hall, CH, 4-3-1989 (ot)
 11, Steve Blake, Maryland vs. Kansas, NSF, 3-30-2002
 10, Corey Beck, Arkansas vs. North Carolina, NSF, 4-1-1995
 10, Mateen Cleaves, Michigan St. vs. Duke, NSF, 3-27-1999
 10, Aaron Miles, Kansas vs. Maryland, NSF, 3-30-2002

BLOCKED SHOTS

- 6, Danny Manning, Kansas vs. Duke, NSF, 4-2-1988
 6, *Marcus Camby, Massachusetts vs. Kentucky, NSF, 3-30-1996
 6, Joakim Noah, Florida vs. UCLA, CH, 4-3-2006
 4, A.J. Bramlett, Arizona vs. North Carolina, NSF, 3-29-1997
 4, Andy Kowske, Wisconsin vs. Michigan St., NSF, 4-1-2000
 4, Shane Battier, Duke vs. Maryland, NSF, 3-21-2001
 4, Loren Woods, Arizona vs. Duke, CH, 4-2-2001
 4, Chris Wilcox, Maryland vs. Kansas, NSF, 3-30-2002
 4, Jeff Newton, Indiana vs. Oklahoma, NSF, 3-30-2002
 4, Joakim Noah, Florida vs. George Mason, NSF, 4-1-2006
 4, Joakim Noah, Florida vs. UCLA, NSF, 3-31-2007
 4, Greg Oden, Ohio St. vs. Florida, CH, 4-2-2007
 4, Darrell Arthur, Kansas vs. North Carolina, NSF, 4-5-2008

STEALS

- 7, Tommy Amaker, Duke vs. Louisville, CH, 3-31-1986
 7, Mookie Blaylock, Oklahoma vs. Kansas, CH, 4-4-1988
 6, Gilbert Arenas, Arizona vs. Michigan St., NSF, 3-31-2001
 5, Danny Manning, Kansas vs. Oklahoma, CH, 4-4-1988
 5, Greg Anthony, UNLV vs. Duke, CH, 4-2-1990
 5, Anthony Epps, Kentucky vs. Minnesota, NSF, 3-29-1997
 5, Wayne Turner, Kentucky vs. Minnesota, NSF, 3-29-1997
 5, Juan Dixon, Maryland vs. Indiana, CH, 4-1-2002
 4, 23 tied (most recent: two in 2008)

"UNOFFICIAL" TRIPLE-DOUBLES

- B.H. Born, Kansas vs. Indiana, CH, 3-18-1953: 26 pts., 15 rebs. & 13 blocks.
 Oscar Robertson, Cincinnati vs. Louisville, N3rd, 3-21-1959: 39 pts., 17 rebs. & 10 asts.
 Oscar Robertson, Cincinnati vs. California, NSF, 3-18-1960: 18 pts., 10 rebs. & 10 asts.
 Oscar Robertson, Cincinnati vs. New York U., N3d, 3-19-1960: 32 pts., 14 rebs. & 11 asts.
 Magic Johnson, Michigan St. vs. Penn, NSF, 3-24-1979: 29 pts., 10 rebs. & 10 asts.

NOTE: Although assists were not ranked nationally until 1984, and steals and blocked shots were added in 1986, many official tournament box scores before this time included these statistics and were used in compiling the list of "unofficial" tournament triple-doubles.

Team Records**POINTS**

- 127, *St. Joseph's vs. Utah (120), N3d, 3-25-1961 (4 ot)
 120, Utah vs. St. Joseph's (127), N3d, 3-25-1961 (4 ot)
 118, Princeton vs. Wichita St. (82), N3d, 3-20-1965
 108, UCLA vs. Wichita St. (89), NSF, 3-19-1965
 106, UCLA vs. Rutgers (92), N3d, 3-29-1976
 106, UNLV vs. Charlotte (94), N3d, 3-28-1977
 105, North Carolina vs. Louisville (91), N3d, 3-25-1972
 104, Drake vs. North Carolina (84), N3d, 3-22-1969
 103, UNLV vs. Duke (73), CH, 4-2-1990
 101, UCLA vs. Houston (69), NSF, 3-22-1968
 101, Michigan St. vs. Penn (67), NSF, 3-24-1979

FEWEST POINTS

- 28, Kentucky vs. Dartmouth (47), NSF, 3-21-1942
 30, Duquesne vs. Indiana (39), NSF, 3-21-1940
 30, Pittsburgh vs. Wisconsin (36), NSF, 3-22-1941
 30, Oregon St. vs. Oklahoma St. (55), NSF, 3-19-1949
 31, Iowa St. vs. Utah (40), NSF, 3-25-1944

WINNING MARGIN

- 36, Princeton (118) vs. Wichita St. (82), N3d, 3-20-1965
 34, Cincinnati (80) vs. Oregon St. (46), NSF, 3-22-1963
 34, Michigan St. (101) vs. Penn (67), NSF, 3-24-1979
 33, Kansas (94) vs. Marquette (61), NSF, 4-5-2003
 32, UCLA (101) vs. Houston (69), NSF, 3-22-1968

SMALLEST WINNING MARGIN

- 1, 13 tied (most recent: Connecticut [79] vs. Duke [78], NSF, 4-3-2004)

POINTS BY LOSING TEAM

- 120, Utah vs. St. Joseph's (127), N3d, 3-25-1961 (4 ot)
 94, Charlotte vs. UNLV (106), N3d, 3-28-1977
 93, Penn vs. DePaul (96), N3d, 3-26-1979
 93, UNLV vs. Indiana (97), NSF, 3-28-1987
 92, Rutgers vs. UCLA (106), N3d, 3-29-1976

DEFICIT OVERCOME TO WIN

- 22, Duke vs. Maryland, 17-39 with 6:55 left in 1st half, F: 94-84, NSF, 3-31-2001

FIELD GOALS

- 50, Utah vs. St. Joseph's, N3d, 3-25-1961 (4 ot)
 48, Princeton vs. Wichita St., N3d, 3-20-1965
 47, UNLV vs. Charlotte, N3d, 3-28-1977
 45, *St. Joseph's vs. Utah, N3d, 3-25-1961 (4 ot)
 45, Drake vs. North Carolina, N3d, 3-22-1969

FEWEST FIELD GOALS

- 9, Oklahoma St. vs. Kentucky, CH, 3-26-1949
 10, Wisconsin vs. Pittsburgh, NSF, 3-22-1941
 10, Kentucky vs. Dartmouth, NSF, 3-21-1942
 11, Duquesne vs. Indiana, NSF, 3-21-1940
 11, Oregon St. vs. Oklahoma St., NSF, 3-19-1949

FIELD GOALS ATTEMPTED

- 105, *Western Ky. vs. Villanova, NSF, 3-25-1971 (2 ot)
 103, Utah vs. St. Joseph's, N3d, 3-25-1961 (4 ot)
 101, *St. Joseph's vs. Utah, N3d, 3-25-1961 (4 ot)
 100, Rutgers vs. UCLA, N3d, 3-29-1976
 95, Houston vs. Ohio St., N3d, 3-23-1968
 95, UNLV vs. Charlotte, N3d, 3-28-1977

FEWEST FIELD GOALS ATTEMPTED

- 28, Villanova vs. Georgetown, CH, 4-1-1985
 38, Villanova vs. Memphis, NSF, 3-30-1985
 41, Georgetown vs. Louisville, NSF, 3-27-1982
 41, Duke vs. Kansas, CH, 4-1-1991
 42, Houston vs. Virginia, NSF, 3-31-1984 (ot)
 42, St. John's (N.Y.) vs. Georgetown, NSF, 3-30-1985

FIELD-GOAL PERCENTAGE

- 78.6% (22-28), Villanova vs. Georgetown, CH, 4-1-1985
 67.4% (31-46), Ohio St. vs. California, CH, 3-19-1960
 64.5% (40-62), UCLA vs. Memphis, CH, 3-26-1973
 64.0% (48-75), Princeton vs. Wichita St., N3d, 3-20-1965
 63.6% (35-55), Kansas vs. Oklahoma, CH, 4-4-1988

LOWEST FIELD-GOAL PERCENTAGE

- 19.5% (15-77), North Carolina St. vs. Baylor, N3d, 3-28-1950
 21.5% (14-65), Washington St. vs. Wisconsin, CH, 3-29-1941
 23.4% (15-64), Baylor vs. Kentucky, CH, 3-23-1948
 24.5% (13-53), Kentucky vs. Georgetown, NSF, 3-31-1984
 25.4% (18-71), Oklahoma St. vs. Illinois, N3d, 3-27-1951

THREE-POINT FIELD GOALS

- 13, UNLV vs. Indiana, NSF, 3-28-1987
 12, Arkansas vs. North Carolina, NSF, 4-1-1995
 12, Kentucky vs. Syracuse, CH, 4-1-1996
 12, Illinois vs. Louisville, NSF, 4-2-2005
 12, Illinois vs. North Carolina, CH, 4-4-2005
 12, Florida vs. George Mason, NSF, 4-1-2006

FEWEST THREE-POINT FIELD GOALS

- 0, *Michigan vs. Kentucky, NSF, 4-3-1993 (ot)
 0, LSU vs. UCLA, NSF, 4-1-2006
 1, Duke vs. UNLV, CH, 4-2-1990
 1, *Michigan vs. Duke, CH, 4-6-1992
 1, Connecticut vs. Ohio St., NSF, 3-27-1999

THREE-POINT FIELD GOALS ATTEMPTED

- 40, Illinois vs. North Carolina, CH, 4-4-2005
 35, UNLV vs. Indiana, NSF, 3-28-1987
 34, Arkansas vs. North Carolina, NSF, 4-1-1995
 32, Arizona vs. Arkansas, NSF, 4-2-1994
 30, Kentucky vs. Arizona, CH, 3-31-1997 (ot)
 30, Illinois vs. Louisville, NSF, 4-2-2005

FEWEST THREE-POINT FIELD GOALS ATTEMPTED

- 4, Indiana vs. UNLV, NSF, 3-28-1987
 4, Kansas vs. Duke, NSF, 4-2-1988
 4, *Michigan vs. Kentucky, NSF, 4-3-1993 (ot)
 6, Kansas vs. Oklahoma, CH, 4-4-1988
 6, Connecticut vs. Ohio St., NSF, 3-27-1999
 6, LSU vs. UCLA, NSF, 4-1-2006

THREE-POINT FIELD-GOAL PERCENTAGE (Minimum Seven 3FGM)

- 66.7% (10-15), UNLV vs. Georgia Tech, NSF, 3-31-1990
 63.6% (7-11), Indiana vs. Syracuse, CH, 3-30-1987
 63.6% (7-11), Duke vs. Indiana, NSF, 4-4-1992
 61.5% (8-13), Indiana vs. Oklahoma, NSF, 3-30-2002
 61.1% (11-18), Syracuse vs. Kansas, CH, 4-7-2003

LOWEST THREE-POINT FIELD-GOAL PERCENTAGE (Minimum Five 3FGA)

- 0.0% (0-6), LSU vs. UNLV, NSF, 4-1-2006
 9.1% (1-11), Duke vs. UNLV, CH, 4-2-1990
 9.1% (1-11), *Michigan vs. Duke, CH, 4-6-1992
 11.1% (2-18), Oklahoma vs. Indiana, NSF, 3-30-2002
 13.0% (3-23), North Carolina vs. Utah, NSF, 3-28-1998

FREE THROWS MADE

- 37, *St. Joseph's vs. Utah, N3d, 3-25-1961 (4 ot)
 37, Jacksonville vs. St. Bonaventure, NSF, 3-19-1970
 34, DePaul vs. Penn, N3d, 3-26-1979
 34, Virginia vs. LSU, N3d, 3-30-1981
 34, Arizona vs. Kentucky, CH, 3-31-1997 (ot)

FEWEST FREE THROWS MADE

- 1, UNLV vs. North Carolina, NSF, 3-26-1977
 2, Dartmouth vs. Utah, CH, 3-28-1944 (ot)
 2, DePaul vs. Indiana St., NSF, 3-24-1979
 2, North Carolina vs. Utah, NSF, 3-28-1998
 2, Indiana vs. Maryland, CH, 4-1-2002

FREE THROWS ATTEMPTED

- 45, Jacksonville vs. St. Bonaventure, NSF, 3-19-1970
 44, LSU vs. Indiana, NSF, 3-17-1953
 44, Bradley vs. La Salle, CH, 3-20-1954
 44, UCLA vs. Drake, NSF, 3-20-1969
 44, North Carolina vs. Louisville, N3d, 3-25-1972
 44, Syracuse vs. Providence, NSF, 3-28-1987

FEWEST FREE THROWS ATTEMPTED

- 5, Dartmouth vs. Utah, CH, 3-28-1944 (ot)
 5, UNLV vs. North Carolina, NSF, 3-26-1977
 5, DePaul vs. Indiana St., NSF, 3-24-1979
 6, Dartmouth vs. Stanford, CH, 3-28-1942
 6, Indiana vs. UCLA, NSF, 3-24-1973
 6, Mississippi St. vs. Syracuse, NSF, 3-30-1996
 6, Illinois vs. North Carolina, CH, 4-4-2005

**FREE-THROW PERCENTAGE
(Minimum 15 FTM)**

- 93.8% (15-16), Ohio St. vs. Cincinnati, CH, 3-25-1961 (ot)
 92.0% (23-25), Marquette vs. North Carolina, CH, 3-28-1977
 90.9% (20-22), Santa Clara vs. Illinois, N3d, 3-26-1952
 90.5% (19-21), Duke vs. Louisville, CH, 3-31-1986
 89.5% (34-38), Virginia vs. LSU, N3d, 3-30-1981

LOWEST FREE-THROW PERCENTAGE

- 20.0% (1-5), UNLV vs. North Carolina, NSF, 3-26-1977
 28.6% (2-7), North Carolina vs. Utah, NSF, 3-28-1998
 28.6% (2-7), Indiana vs. Maryland, CH, 4-1-2002
 33.3% (5-15), Oklahoma St. vs. New York U., CH, 3-27-1945
 35.3% (6-17), Temple vs. Iowa, NSF, 3-22-1956

REBOUNDS

- 76, Houston vs. North Carolina, N3d, 3-25-1967
 69, *Western Ky. vs. Villanova, NSF, 3-25-1971 (2 ot)
 67, Kansas vs. Western Ky., N3d, 3-27-1971
 65, Michigan St. vs. North Carolina, NSF, 3-22-1957 (3 ot)
 65, Utah vs. St. Joseph's, N3d, 3-25-1961 (4 ot)

FEWEST REBOUNDS

- 17, Villanova vs. Georgetown, CH, 4-1-1985
 17, Georgetown vs. Villanova, CH, 4-1-1985
 20, Wisconsin vs. Michigan St., NSF, 4-1-2000
 21, Memphis vs. UCLA, CH, 3-26-1973
 21, DePaul vs. Indiana St., NSF, 3-24-1979

REBOUND MARGIN

- 25, Michigan St. (60) vs. San Francisco (35), N3d, 3-23-1957
 24, Houston (76) vs. North Carolina (52), N3d, 3-25-1967
 23, Seattle (56) vs. Kansas St. (33), NSF, 3-21-1958
 23, New Mexico St. (57) vs. St. Bonaventure (34), N3d, 3-21-1970
 22, Michigan St. (42) vs. Wisconsin (20), NSF, 4-1-2000

ASSISTS

- 26, Louisville vs. LSU, NSF, 3-29-1986
 24, UNLV vs. Duke, CH, 4-2-1990
 23, UNLV vs. Indiana, NSF, 3-28-1987
 23, Michigan vs. Illinois, NSF, 4-1-1989
 22, Arkansas vs. North Carolina, NSF, 4-1-1995
 22, Kentucky vs. Syracuse, CH, 4-1-1996
 22, Kansas vs. Maryland, NSF, 3-30-2002
 22, Kansas vs. Marquette, NSF, 4-5-2003

BLOCKED SHOTS

- 10, Florida vs. UCLA, CH, 4-3-2006
 9, Kansas vs. Duke, NSF, 4-2-1988
 9, Maryland vs. Kansas, NSF, 3-30-2002
 9, Kansas vs. North Carolina, NSF, 4-5-2008
 8, *Massachusetts vs. Kentucky, NSF, 3-30-1996
 8, Arizona vs. North Carolina, NSF, 3-29-1997
 8, Indiana vs. Oklahoma, NSF, 3-30-2002

STEALS

- 16, UNLV vs. Duke, CH, 4-2-1990
 15, Arkansas vs. UCLA, CH, 4-3-1995
 14, Kentucky vs. Minnesota, NSF, 3-29-1997
 13, Duke vs. Louisville, CH, 3-31-1986
 13, Oklahoma vs. Kansas, CH, 4-4-1988

PERSONAL FOULS

- 35, St. John's (N.Y.) vs. Kansas, CH, 3-26-1952
 33, Providence vs. Syracuse, NSF, 3-28-1987
 33, Indiana vs. Duke, NSF, 4-4-1992
 32, Bradley vs. CCNY, CH, 3-28-1950
 32, St. Bonaventure vs. Jacksonville, NSF, 3-19-1970

FEWEST PERSONAL FOULS

- 5, Stanford vs. Dartmouth, CH, 3-28-1942
 6, Utah vs. Dartmouth, CH, 3-28-1944 (ot)
 7, Dartmouth vs. Stanford, CH, 3-28-1942
 8, Wisconsin vs. Pittsburgh, NSF, 3-22-1941
 8, Washington St. vs. Wisconsin, CH, 3-29-1941

PLAYERS DISQUALIFIED

- 4, St. Bonaventure vs. Jacksonville, NSF, 3-19-1970
 4, Syracuse vs. Louisville, N3d, 3-31-1975 (ot)
 4, Penn vs. DePaul, N3d, 3-26-1979
 4, Indiana vs. Duke, NSF, 4-4-1992
 4, Kentucky vs. Arizona, CH, 3-31-1997 (ot)

**Team and Two-Team
Scoring by Halves****POINTS IN A HALF, TEAM**

- 65, UCLA vs. Wichita St., NSF, 3-19-1965 (1st)
 65, Princeton vs. Wichita St., N3d, 3-20-1965 (2nd)
 62, Seton Hall vs. Duke, NSF, 4-1-1989 (2nd)
 59, Kansas vs. Marquette, NSF, 4-5-2003 (1st)
 58, Memphis vs. Providence, NSF, 3-24-1973 (2nd)
 58, Houston vs. Louisville, NSF, 4-2-1983 (2nd)

POINTS IN A HALF, BOTH TEAMS

- 111, Louisville (57) vs. North Carolina (54), N3d, 3-25-1972 (2nd)
 108, Princeton (65) vs. Wichita St. (43), N3d, 3-20-1965 (2nd)
 106, UCLA (57) vs. Rutgers (49), N3d, 3-29-1976 (1st)
 105, Charlotte (55) vs. UNLV (50), N3d, 3-28-1977 (1st)
 104, Notre Dame (57) vs. Duke (47), NSF, 3-25-1978 (2nd)
 104, Maryland (53) vs. Kansas (51), NSF, 3-30-2002 (2nd)

POINTS AT HALFTIME, TEAM

- 65, UCLA vs. Wichita St. (38), NSF, 3-19-1965
 59, Kansas vs. Marquette (30), NSF, 4-5-2003
 57, UCLA vs. Rutgers (49), N3d, 3-29-1976
 55, Charlotte vs. UNLV (50), N3d, 3-28-1977
 54, DePaul vs. Penn (43), N3d, 3-26-1979

POINTS AT HALFTIME, BOTH TEAMS

- 106, UCLA (57) vs. Rutgers (49), N3d, 3-29-1976
 105, Charlotte (55) vs. UNLV (50), N3d, 3-28-1977
 103, UCLA (65) vs. Wichita St. (38), NSF, 3-19-1965
 102, Louisville (53) vs. Cincinnati (49), N3d, 3-21-1959
 100, Indiana (53) vs. UNLV (47), NSF, 3-28-1987
 100, Kansas (50) vs. Oklahoma (50), CH, 4-4-1988

FEWEST POINTS IN A HALF, TEAM

- 10, Villanova vs. Ohio St., NSF, 3-18-1939 (1st)
 11, Oregon St. vs. Oklahoma St., NSF, 3-19-1949 (1st)
 11, Kentucky vs. Georgetown, NSF, 3-31-1984 (2nd)
 12, Pittsburgh vs. Wisconsin, NSF, 3-22-1941 (2nd)
 13, Duquesne vs. Indiana, NSF, 3-21-1940 (1st)
 13, Kentucky vs. Dartmouth, NSF, 3-21-1942 (1st)

FEWEST POINTS IN A HALF, BOTH TEAMS

- 31, Duquesne (17) vs. Indiana (14), NSF, 3-21-1940 (2nd)
 32, Pittsburgh (18) vs. Wisconsin (14), NSF, 3-22-1941 (1st)
 32, Oklahoma St. (21) vs. Oregon St. (11), NSF, 3-19-1949 (1st)
 34, Wisconsin (22) vs. Pittsburgh (12), NSF, 3-22-1941 (2nd)
 34, Wyoming (18) vs. Georgetown (16), CH, 3-30-1943 (1st)

FEWEST POINTS AT HALFTIME, TEAM

- 10, Villanova vs. Ohio St. (25), NSF, 3-18-1939
 11, Oregon St. vs. Oklahoma St. (21), NSF, 3-19-1949
 13, Duquesne vs. Indiana (25), NSF, 3-21-1940
 13, Kentucky vs. Dartmouth (23), NSF, 3-21-1942
 14, Oklahoma vs. Oregon (21), NSF, 3-21-1939
 14, Wisconsin vs. Pittsburgh (18), NSF, 3-22-1941
 14, Oklahoma St. vs. Kansas St. (37), NSF, 3-24-1951

FEWEST POINTS AT HALFTIME, BOTH TEAMS

- 32, Pittsburgh (18) vs. Wisconsin (14), NSF, 3-22-1941
 32, Oklahoma St. (21) vs. Oregon St. (11), NSF, 3-19-1949
 34, Wyoming (18) vs. Georgetown (16), CH, 3-30-1943
 35, Ohio St. (25) vs. Villanova (10), NSF, 3-18-1939
 35, Oregon (21) vs. Oklahoma (14), NSF, 3-21-1939
 35, Utah (19) vs. Iowa St. (16), NSF, 3-25-1944
 35, Dartmouth (18) vs. Utah (17), CH, 3-28-1944

HALFTIME LEAD

- 33, Michigan St. (50) vs. Penn (17), NSF, 3-24-1979
 29, Kansas (59) vs. Marquette (30), NSF, 4-5-2003
 27, UCLA (65) vs. Wichita St. (38), NSF, 3-19-1965
 23, Kansas St. (37) vs. Oklahoma St. (14), NSF, 3-24-1951
 23, Purdue (53) vs. North Carolina (30), NSF, 3-20-1969

HALFTIME DEFICIT OVERCOME TO WIN

- 11, Temple vs. Kansas St., H: 28-39, F: 67-57, N3d, 3-22-1958
 11, Duke vs. Maryland, H:38-49, F: 94-84, NSF, 3-31-2001
 10, Kentucky vs. Utah, H: 41-31, F: 78-69, CH, 3-30-1998
 9, Memphis vs. Providence, H: 40-49, F: 98-85, NSF, 3-24-1973
 8, Loyola (Ill.) vs. Cincinnati, H: 21-29, F: 60-58 (ot), CH, 3-23-1963
 8, Louisville vs. LSU, H: 36-44, F: 88-77, NSF, 3-29-1986

Two-Team Records**POINTS**

- 247, *St. Joseph's (127) vs. Utah (120), N3d, 3-25-1961 (4 ot)
 200, Princeton (118) vs. Wichita St. (82), N3d, 3-20-1965
 200, UNLV (106) vs. Charlotte (94), N3d, 3-28-1977
 198, UCLA (106) vs. Rutgers (92), N3d, 3-29-1976
 197, UCLA (108) vs. Wichita St. (89), NSF, 3-19-1965

FEWEST POINTS

- 66, Wisconsin (36) vs. Pittsburgh (30), NSF, 3-22-1941
 69, Indiana (39) vs. Duquesne (30), NSF, 3-21-1940
 71, Utah (40) vs. Iowa St. (31), NSF, 3-25-1944
 73, Wisconsin (39) vs. Washington St. (34) CH, 3-29-1941
 75, Dartmouth (47) vs. Kentucky (28), NSF, 3-21-1942

FIELD GOALS

- 95, Utah (50) vs. *St. Joseph's (45), N3d, 3-25-1961 (4 ot)
 83, UNLV (47) vs. Charlotte (36), N3d, 3-28-1977
 82, UCLA (44) vs. Rutgers (38), N3d, 3-29-1976
 80, UCLA (44) vs. Wichita St. (36), NSF, 3-19-1965
 79, Memphis (41) vs. Providence (38), NSF, 3-24-1973

FIELD GOALS ATTEMPTED

- 204, Utah (103) vs. *St. Joseph's (101), N3d, 3-25-1961 (4 ot)
 180, Rutgers (100) vs. UCLA (80), N3d, 3-29-1976
 178, *Western Ky. (105) vs. *Villanova (73), NSF, 3-25-1971 (2 ot)
 172, Houston (95) vs. Ohio St. (77), N3d, 3-22-1968
 169, North Carolina (89) vs. Michigan St. (80), NSF, 3-22-1957 (3 ot)

THREE-POINT FIELD GOALS

- 22, Arkansas (12) vs. North Carolina (10), NSF, 4-1-1995
 21, Illinois (12) vs. North Carolina (9), CH, 4-4-2005
 18, UNLV (10) vs. Georgia Tech (8), NSF, 3-31-1990
 18, Kentucky (12) vs. Syracuse (6), CH, 4-1-1996
 18, Illinois (12) vs. Louisville (6), NSF, 4-2-2005

THREE-POINT FIELD GOALS ATTEMPTED

- 62, Arkansas (34) vs. North Carolina (28), NSF, 4-1-1995
 56, Arizona (32) vs. Arkansas (24), NSF, 4-2-1994
 56, Illinois (40) vs. North Carolina (16), CH, 4-4-2005
 50, Arizona (29) vs. North Carolina (21), NSF, 3-29-1997
 50, Florida (28) vs. North Carolina (22), NSF, 4-1-2000
 50, Illinois (30) vs. Louisville (20), NSF, 4-2-2005

FREE THROWS MADE

- 60, North Carolina (33) vs. Louisville (27), N3d, 3-25-1972
 57, *St. Joseph's (37) vs. Utah (20), N3d, 3-25-1961 (4 ot)
 53, Indiana (30) vs. LSU (23), NSF, 3-17-1953
 52, Jacksonville (37) vs. St. Bonaventure (15), NSF, 3-19-1970
 51, Colorado (29) vs. Iowa (22), N3d, 3-19-1955

FREE THROWS ATTEMPTED

- 86, LSU (44) vs. Indiana (42), NSF, 3-17-1953
 81, North Carolina (44) vs. Louisville (37), N3d, 3-25-1972
 76, *St. Joseph's (42) vs. Utah (34), N3d, 3-25-1961 (4 ot)
 70, Kentucky (38) vs. Syracuse (32), NSF, 3-29-1975
 69, Colorado (40) vs. Iowa (29), N3d, 3-19-1955

REBOUNDS

- 128, Utah (65) vs. *St. Joseph's (63), N3d, 3-25-1961 (4 ot)
 128, Houston (76) vs. North Carolina (52), N3d, 3-25-1967
 123, *Western Ky. (69) vs. *Villanova (54), NSF, 3-25-1971 (2 ot)
 123, Kansas (67) vs. *Western Ky. (56), N3d, 3-27-1971
 119, Michigan St. (65) vs. North Carolina (54), NSF, 3-22-1957 (3 ot)

ASSISTS

- 40, Kansas (22) vs. Maryland (18), NSF, 3-30-2002
 39, Houston (20) vs. Georgetown (19), CH, 4-2-1984
 39, Louisville (26) vs. LSU (13), NSF, 3-29-1986
 39, UNLV (23) vs. Indiana (16), NSF, 3-28-1987
 39, Kentucky (20) vs. *Massachusetts (19), NSF, 3-30-1996

BLOCKED SHOTS

- 14, Kansas (9) vs. Duke (5), NSF, 4-2-1988
 14, *Massachusetts (8) vs. Kentucky (6), NSF, 3-30-1996
 12, Kentucky (7) vs. Stanford (5), NSF, 3-28-1998 (ot)
 12, Arizona (7) vs. Duke (5), CH, 4-2-2001
 12, Maryland (9) vs. Kansas (3), NSF, 3-30-2002
 12, LSU (7) vs. UCLA (5), NSF, 4-1-2006
 12, Kansas (9) vs. North Carolina (3), NSF, 4-5-2008

STEALS

- 26, Arkansas (15) vs. UCLA (11), CH, 4-3-1995
 24, Oklahoma (13) vs. Kansas (11), CH, 4-4-1988
 22, Maryland (12) vs. Indiana (10), CH, 4-1-2002
 22, Kansas (11) vs. Memphis (11), CH, 4-7-2008 (ot)
 21, UNLV (16) vs. Duke (5), CH, 4-2-1990

PERSONAL FOULS

- 61, Kentucky (31) vs. Syracuse (30), NSF, 3-29-1975

- 60, St. John's (N.Y.) (35) vs. Kansas (25), CH, 3-26-1952
 55, Louisville (31) vs. North Carolina (24), N3d, 3-25-1972
 53, Indiana (27) vs. LSU (26), NSF, 3-17-1953
 53, St. Bonaventure (32) vs. Jacksonville (21), NSF, 3-19-1970
 53, Penn (31) vs. Michigan St. (22), NSF, 3-24-1979
 53, Penn (31) vs. DePaul (22), N3d, 3-26-1979

PLAYERS DISQUALIFIED

- 6, CCNY (3) vs. North Carolina St. (3), NSF, 3-25-1950
 6, Penn (4) vs. DePaul (2), N3d, 3-26-1979
 6, LSU (4) vs. Virginia (2), N3d, 3-28-1981
 5, five tied (most recent: Kentucky [4] vs. Arizona [1], CH, 3-31-1997 [ot])

Championship Game Records

Record later vacated is indicated by (*).

Individual Records

POINTS

- 44, Bill Walton, UCLA vs. Memphis, 3-26-1973
 42, Gail Goodrich, UCLA vs. Michigan, 3-20-1965
 41, Jack Givens, Kentucky vs. Duke, 3-27-1978
 37, Lew Alcindor, UCLA vs. Purdue, 3-22-1969
 35, John Morton, Seton Hall vs. Michigan, 4-3-1989 (ot)

POINTS BY A FRESHMAN

- 26, Toby Bailey, UCLA vs. Arkansas, 4-3-1995
 25, Pervis Ellison, Louisville vs. Duke, 3-31-1986
 25, Greg Oden, Ohio St. vs. Florida, 4-2-2007
 23, Patrick Ewing, Georgetown vs. North Carolina, 3-29-1982
 22, Arnie Ferrin, Utah vs. Dartmouth, 3-28-1944
 22, Eugene Banks, Duke vs. Kentucky, 3-27-1978



Photo from Michigan Sports Information

Terry Mills of Michigan blocked three Seton Hall shots in the 1989 championship game and the Wolverines needed them all as they won the title in overtime. At the time, Mills tied the championship game record for blocks but his three now stand tied for fourth.

FIELD GOALS

- 21, Bill Walton, UCLA vs. Memphis, 3-26-1973
 18, Jack Givens, Kentucky vs. Duke, 3-27-1978
 15, Lew Alcindor, UCLA vs. North Carolina, 3-23-1968
 15, Lew Alcindor, UCLA vs. Purdue, 3-22-1969
 13, four tied (most recent: Danny Manning, Kansas vs. Oklahoma, 4-4-1988)

FIELD GOALS ATTEMPTED

- 36, Rick Mount, Purdue vs. UCLA, 3-22-1969
 32, Elgin Baylor, Seattle vs. Kentucky, 3-22-1958
 30, Kevin Grevey, Kentucky vs. UCLA, 3-31-1975
 29, Bill Spivey, Kentucky vs. Kansas St., 3-27-1951
 29, Artis Gilmore, Jacksonville vs. UCLA, 3-21-1970

FIELD-GOAL PERCENTAGE**(Minimum 10 FGM)**

- 95.5% (21-22), Bill Walton, UCLA vs. Memphis, 3-26-1973
 90.0% (10-11), Sean May, North Carolina vs. Illinois, 4-4-2005
 83.3% (10-12), Udonis Haslem, Florida vs. Michigan St., 4-3-2000
 76.5% (13-17), James Worthy, North Carolina vs. Georgetown, 3-29-1982
 75.0% (15-20), Lew Alcindor, UCLA vs. Purdue, 3-22-1969
 75.0% (12-16), Anderson Hunt, UNLV vs. Duke, 4-2-1990

THREE-POINT FIELD GOALS

- 7, Steve Alford, Indiana vs. Syracuse, 3-30-1987
 7, Dave Sieger, Oklahoma vs. Kansas, 4-4-1988
 7, Tony Delk, Kentucky vs. Syracuse, 4-1-1996
 6, Gerry McNamara, Syracuse vs. Kansas, 4-7-2003
 5, five tied (most recent: Luther Head, Illinois vs. North Carolina, 4-4-2005)

THREE-POINT FIELD GOALS ATTEMPTED

- 16, Luther Head, Illinois vs. North Carolina, 4-4-2005
 13, Dave Sieger, Oklahoma vs. Kansas, 4-4-1988
 12, Glen Rice, Michigan vs. Seton Hall, 4-3-1989 (ot)
 12, John Morton, Seton Hall vs. Michigan, 4-3-1989 (ot)
 12, Tony Delk, Kentucky vs. Syracuse, 4-1-1996
 12, Scott Padgett, Kentucky vs. Arizona, 3-31-1997 (ot)
 12, Kirk Hinrich, Kansas vs. Syracuse, 4-7-2003

THREE-POINT FIELD-GOAL PERCENTAGE**(Minimum Five 3FGM)**

- 71.4% (5-7), Donald Williams, North Carolina vs. Michigan, 4-5-1993
 70.0% (7-10), Steve Alford, Indiana vs. Syracuse, 3-30-1987
 60.0% (6-10), Gerry McNamara, Syracuse vs. Kansas, 4-7-2003
 58.3% (7-12), Tony Delk, Kentucky vs. Syracuse, 4-1-1996
 55.6% (5-9), Mike Dunleavy, Duke vs. Arizona, 4-2-2001

FREE THROWS MADE

- 18, Gail Goodrich, UCLA vs. Michigan, 3-20-1965
 14, Miles Simon, Arizona vs. Kentucky, 3-31-1997 (ot)

- 12, Vern Hatton, Kentucky vs. Seattle, 3-22-1958
 12, Christian Laettner, Duke vs. Kansas, 4-1-1991
 11, Larry Finch, Memphis vs. UCLA, 3-26-1973
 11, Wilt Chamberlain, Kansas vs. North Carolina, 3-23-1957 (3 ot)
 11, Bob Carney, Bradley vs. La Salle, 3-20-1954
 11, Dick Estergard, Bradley vs. La Salle, 3-20-1954

FREE THROWS ATTEMPTED

- 20, Gail Goodrich, UCLA vs. Michigan, 3-20-1965
 17, Bob Carney, Bradley vs. La Salle, 3-20-1954
 17, Miles Simon, Arizona vs. Kentucky, 3-31-1997 (ot)
 16, Wilt Chamberlain, Kansas vs. North Carolina, 3-23-1957 (3 ot)
 15, Vern Hatton, Kentucky vs. Seattle, 3-22-1958

FREE-THROW PERCENTAGE**(Minimum 10 FTM)**

- 100% (12-12), Christian Laettner, Duke vs. Kansas, 4-1-1991
 91.7% (11-12), Dick Estergard, Bradley vs. La Salle, 3-20-1954
 90.0% (18-20), Gail Goodrich, UCLA vs. Michigan, 3-20-1965
 84.6% (11-13), Larry Finch, Memphis vs. UCLA, 3-26-1973
 83.3% (10-12), three tied (most recent: Eugene Banks, Duke vs. Kentucky, 3-27-1978)

REBOUNDS

- 27, Bill Russell, San Francisco vs. Iowa, 3-23-1956
 21, Bill Spivey, Kentucky vs. Kansas St., 3-27-1951
 21, Nick Collison, Kansas vs. Syracuse, 4-7-2003
 20, Lew Alcindor, UCLA vs. Purdue, 3-22-1969
 20, Bill Walton, UCLA vs. Florida St., 3-25-1972

ASSISTS

- 11, Rumeal Robinson, Michigan vs. Seton Hall, 4-3-1989 (ot)
 9, Alvin Franklin, Houston vs. Georgetown, 4-2-1984
 9, Michael Jackson, Georgetown vs. Villanova, 4-1-1985
 9, Bobby Hurley, Duke vs. Kansas, 4-1-1991
 8, Cameron Dollar, UCLA vs. Arkansas, 4-3-1995
 8, Taurean Green, Florida vs. UCLA, 4-3-2006
 8, Derrick Rose, Memphis vs. Kansas, 4-7-2008 (ot)

BLOCKED SHOTS

- 6, Joakim Noah, Florida vs. UCLA, 4-3-2006
 4, Loren Woods, Arizona vs. Duke, 4-2-2001
 4, Greg Oden, Ohio St. vs. Florida, 4-2-2007
 3, Rony Seikaly, Syracuse vs. Indiana, 3-30-1987
 3, Derrick Coleman, Syracuse vs. Indiana, 3-30-1987
 3, Dean Garrett, Indiana vs. Syracuse, 3-30-1987
 3, Terry Mills, Michigan vs. Seton Hall, 4-3-1989 (ot)
 3, *Chris Webber, Michigan vs. North Carolina, 4-5-1993
 3, Grant Hill, Duke vs. Arkansas, 4-4-1994
 3, Nazr Mohammed, Kentucky vs. Arizona, 3-31-1997 (ot)
 3, Jamaal Magloire, Kentucky vs. Utah, 3-30-1998
 3, Kevin Freeman, Connecticut vs. Duke, 3-29-1999
 3, Lonny Baxter, Maryland vs. Indiana, 4-1-2002
 3, Craig Forth, Syracuse vs. Kansas, 4-7-2003
 3, Nick Collison, Kansas vs. Syracuse, 4-7-2003

STEALS

- 7, Tommy Amaker, Duke vs. Louisville, 3-31-1986
- 7, Mookie Blaylock, Oklahoma vs. Kansas, 4-4-1988
- 5, Danny Manning, Kansas vs. Oklahoma, 4-4-1988
- 5, Greg Anthony, UNLV vs. Duke, 4-2-1990
- 5, Juan Dixon, Maryland vs. Indiana, 4-1-2002

Team Records

POINTS

- 103, UNLV vs. Duke (73), 4-2-1990
- 98, UCLA vs. Duke (83), 3-21-1964
- 94, Kentucky vs. Duke (88), 3-27-1978
- 92, La Salle vs. Bradley (76), 3-20-1954
- 92, UCLA vs. Purdue (72), 3-22-1969
- 92, UCLA vs. Kentucky (85), 3-31-1975

FEWEST POINTS

- 33, Ohio St. vs. Oregon (46), 3-27-1939
- 34, Washington St. vs. Wisconsin (39), 3-29-1941
- 34, Georgetown vs. Wyoming (46), 3-30-1943
- 36, Oklahoma St. vs. Kentucky (46), 3-26-1949
- 38, Dartmouth vs. Stanford (53), 3-28-1942

WINNING MARGIN

- 30, UNLV (103) vs. Duke (73), 4-2-1990
- 23, UCLA (78) vs. North Carolina (55), 3-23-1968
- 21, UCLA (87) vs. Memphis (66), 3-26-1973
- 20, Ohio St. (75) vs. California (55), 3-19-1960
- 20, UCLA (92) vs. Purdue (72), 3-22-1969
- 20, Duke (71) vs. *Michigan (51), 4-6-1992

SMALLEST WINNING MARGIN

- 1, Indiana (69) vs. Kansas (68), 3-18-1953
- 1, North Carolina (54) vs. Kansas (53), 3-23-1957 (3 ot)
- 1, California (71) vs. West Virginia (70), 3-21-1959
- 1, North Carolina (63) vs. Georgetown (62), 3-29-1982
- 1, Indiana (74) vs. Syracuse (73), 3-30-1987
- 1, Michigan (80) vs. Seton Hall (79), 4-3-1989 (ot)

POINTS BY LOSING TEAM

- 88, Duke vs. Kentucky (94), 3-27-1978
- 85, Kentucky vs. UCLA (92), 3-31-1975
- 83, Duke vs. UCLA (98), 3-21-1964
- 80, Michigan vs. UCLA (91), 3-20-1965
- 79, Oklahoma vs. Kansas (83), 4-4-1988
- 79, Seton Hall vs. Michigan (80), 4-3-1989 (ot)
- 79, Kentucky vs. Arizona (84), 3-31-1997 (ot)

FIELD GOALS

- 41, UNLV vs. Duke, 4-2-1990
- 40, UCLA vs. Memphis, 3-26-1973
- 39, Kentucky vs. Duke, 3-27-1978
- 38, UCLA vs. Kentucky, 3-31-1975
- 37, La Salle vs. Bradley, 3-20-1954

FEWEST FIELD GOALS

- 9, Oklahoma St. vs. Kentucky, 3-26-1949
- 13, North Carolina vs. Oklahoma St., 3-26-1946
- 14, Ohio St. vs. Oregon, 3-27-1939
- 14, Washington St. vs. Wisconsin, 3-29-1941
- 14, Georgetown vs. Wyoming, 3-30-1943

FIELD GOALS ATTEMPTED

- 92, Purdue vs. UCLA, 3-22-1969
- 87, San Francisco vs. Iowa, 3-23-1956
- 86, Kentucky vs. UCLA, 3-31-1975
- 84, Loyola (Ill.) vs. Cincinnati, 3-23-1963 (ot)
- 80, Kansas St. vs. Kentucky, 3-27-1951
- 80, Jacksonville vs. UCLA, 3-21-1970

FEWEST FIELD GOALS ATTEMPTED

- 28, Villanova vs. Georgetown, 4-1-1985
- 41, Duke vs. Kansas, 4-1-1991
- 43, Michigan St. vs. Indiana St., 3-26-1979
- 45, North Carolina vs. Kansas, 3-23-1957 (3 ot)
- 45, Cincinnati vs. Loyola (Ill.), 3-23-1963

FIELD-GOAL PERCENTAGE

- 78.6% (22-28), Villanova vs. Georgetown, 4-1-1985
- 67.4% (31-46), Ohio St. vs. California, 3-19-1960
- 64.5% (40-62), UCLA vs. Memphis, 3-26-1973
- 63.6% (35-55), Kansas vs. Oklahoma, 4-4-1988
- 61.2% (41-67), UNLV vs. Duke, 4-2-1990

LOWEST FIELD-GOAL PERCENTAGE

- 21.5% (14-65), Washington St. vs. Wisconsin, 3-29-1941
- 23.4% (15-64), Baylor vs. Kentucky, 3-23-1948

- 25.4% (16-63), Wisconsin vs. Washington St., 3-29-1941
- 27.4% (23-84), Loyola (Ill.) vs. Cincinnati, 3-23-1963 (ot)
- 28.8% (23-80), Kansas St. vs. Kentucky, 3-27-1951

THREE-POINT FIELD GOALS

- 12, Kentucky vs. Syracuse, 4-1-1996
- 12, Illinois vs. North Carolina, 4-4-2005
- 11, Michigan St. vs. Florida, 4-3-2000
- 11, Syracuse vs. Kansas, 4-7-2003
- 10, Oklahoma vs. Kansas, 4-4-1988
- 10, Arkansas vs. UCLA, 4-3-1995
- 10, Kentucky vs. Arizona, 3-31-1997 (ot)
- 10, Indiana vs. Maryland, 4-1-2002
- 10, Florida vs. Ohio St., 4-2-2007

FEWEST THREE-POINT FIELD GOALS

- 1, Duke vs. UNLV, 4-2-1990
- 1, *Michigan vs. Duke, 4-6-1992
- 2, UCLA vs. Arkansas, 4-3-1995
- 2, Maryland vs. Indiana, 4-1-2002
- 3, Connecticut vs. Duke, 3-29-1999
- 3, UCLA vs. Florida, 4-3-2006
- 3, Kansas vs. Memphis, 4-7-2008 (ot)

THREE-POINT FIELD GOALS ATTEMPTED

- 40, Illinois vs. North Carolina, 4-4-2005
- 30, Kentucky vs. Arizona, 3-31-1997 (ot)
- 28, Arkansas vs. UCLA, 4-3-1995
- 27, Kentucky vs. Syracuse, 4-1-1996
- 27, Duke vs. Arizona, 4-2-2001

FEWEST THREE-POINT FIELD GOALS ATTEMPTED

- 6, Kansas vs. Oklahoma, 4-4-1988
- 7, UCLA vs. Arkansas, 4-3-1995
- 8, Connecticut vs. Duke, 3-29-1999
- 9, Duke vs. Michigan, 4-6-1992
- 9, Maryland vs. Indiana, 4-1-2002

THREE-POINT FIELD-GOAL PERCENTAGE (Minimum Seven 3FGM)

- 63.6% (7-11), Indiana vs. Syracuse, 3-30-1987
- 61.1% (11-18), Syracuse vs. Kansas, 4-7-2003
- 57.1% (8-14), UNLV vs. Duke, 4-2-1990
- 56.3% (9-16), North Carolina vs. Illinois, 4-4-2005
- 55.6% (10-18), Florida vs. Ohio St., 4-2-2007

LOWEST THREE-POINT FIELD-GOAL PERCENTAGE (Minimum Five 3FGA)

- 9.1% (1-11), Duke vs. UNLV, 4-2-1990
- 9.1% (1-11), *Michigan vs. Duke, 4-6-1992
- 17.4% (4-23), Ohio St. vs. Florida, 4-2-2007
- 17.6% (3-17), UCLA vs. Florida, 4-3-2006
- 18.2% (4-22), Arizona vs. Duke, 4-2-2001

FREE THROWS MADE

- 34, Arizona vs. Kentucky, 3-31-1997 (ot)
- 32, Bradley vs. La Salle, 3-20-1954
- 30, Duke vs. Kentucky, 3-27-1978
- 28, UTEP vs. Kentucky, 3-19-1966
- 28, UCLA vs. Purdue, 3-22-1969

FEWEST FREE THROWS MADE

- 2, Dartmouth vs. Utah, 3-28-1944 (ot)
- 2, Indiana vs. Maryland, 4-1-2002
- 4, Dartmouth vs. Stanford, 3-28-1942
- 4, Kansas vs. Duke, 4-1-1991
- 4, Illinois vs. North Carolina, 4-4-2005
- 44, Bradley vs. La Salle, 3-20-1954
- 41, UCLA vs. Purdue, 3-22-1969
- 41, Arizona vs. Kentucky, 3-31-1997 (ot)
- 39, Connecticut vs. Georgia Tech, 4-5-2004
- 36, Kentucky vs. Seattle, 4-22-1958

FEWEST FREE THROWS ATTEMPTED

- 5, Dartmouth vs. Utah, 3-28-1944 (ot)
- 6, Dartmouth vs. Stanford, 3-28-1942
- 6, Illinois vs. North Carolina, 4-5-1993
- 7, *Michigan vs. North Carolina, 4-5-1993
- 7, Indiana vs. Maryland, 4-1-2002

FREE-THROW PERCENTAGE (Minimum 15 FTM)

- 93.8% (15-16), Ohio St. vs. Cincinnati, 3-25-1961 (ot)
- 92.0% (23-25), Marquette vs. North Carolina, 3-28-1977
- 90.5% (19-21), Duke vs. Louisville, 3-31-1986
- 88.9% (16-18), *UCLA vs. Louisville, 3-24-1980
- 88.2% (30-34), Duke vs. Kentucky, 3-27-1978
- 88.2% (15-17), Kentucky vs. Utah, 3-30-1998

LOWEST FREE-THROW PERCENTAGE

- 28.6% (2-7), Indiana vs. Maryland, 4-1-2002
- 33.3% (5-15), Oklahoma St. vs. New York U., 3-27-1945
- 40.0% (2-5), Dartmouth vs. Utah, 3-28-1944 (ot)
- 40.0% (12-30), Kansas vs. Syracuse, 4-7-2003
- 42.9% (6-14), Georgetown vs. Wyoming, 3-30-1943

REBOUNDS

- 61, UCLA vs. Purdue, 3-22-1969
- 60, San Francisco vs. Iowa, 3-23-1956
- 55, Kentucky vs. Seattle, 3-22-1958
- 55, UCLA vs. Kentucky, 3-31-1975
- 54, UCLA vs. Dayton, 3-25-1967

FEWEST REBOUNDS

- 17, Villanova vs. Georgetown, 4-1-1985
- 17, Georgetown vs. Villanova, 4-1-1985
- 21, Memphis vs. UCLA, 3-26-1973
- 22, Georgetown vs. North Carolina, 3-29-1982
- 24, Kentucky vs. Utah, 3-30-1998

REBOUND MARGIN

- 19, UCLA (40) vs. Memphis (21), 3-26-1973
- 19, UCLA (50) vs. Arkansas (31), 4-3-1995
- 16, Kansas (52) vs. Syracuse (36), 4-7-2003
- 15, Kentucky (45) vs. Kansas St. (30), 3-27-1951
- 15, Utah (39) vs. Kentucky (24), 3-30-1998

ASSISTS

- 24, UNLV vs. Duke, 4-2-1990
- 22, Kentucky vs. Syracuse, 4-1-1996
- 21, UCLA vs. Arkansas, 4-3-1995
- 21, Florida vs. UCLA, 4-3-2006
- 20, Houston vs. Georgetown, 4-2-1984
- 20, Indiana vs. Syracuse, 3-30-1987

BLOCKED SHOTS

- 10, Florida vs. UCLA, 4-3-2006
- 7, Louisville vs. Duke, 3-31-1986
- 7, Syracuse vs. Indiana, 3-30-1987
- 7, Duke vs. Arkansas, 4-4-1994
- 7, Kentucky vs. Arizona, 3-31-1997 (ot)
- 7, Arizona vs. Duke, 4-2-2001
- 7, Syracuse vs. Kansas, 4-7-2003

STEALS

- 16, UNLV vs. Duke, 4-2-1990
- 15, Arkansas vs. UCLA, 4-3-1995
- 13, Duke vs. Louisville, 3-31-1986
- 13, Oklahoma vs. Kansas, 4-4-1988
- 12, Maryland vs. Indiana, 4-1-2002

PERSONAL FOULS

- 35, St. John's (N.Y.) vs. Kansas, 3-26-1952
- 32, Bradley vs. CCNY, 3-28-1950
- 30, Purdue vs. UCLA, 3-22-1969
- 29, Marquette vs. North Carolina St., 3-25-1974
- 29, Kentucky vs. Arizona, 3-31-1997 (ot)

FEWEST PERSONAL FOULS

- 5, Stanford vs. Dartmouth, 3-28-1942
- 6, Utah vs. Dartmouth, 3-28-1944 (ot)
- 7, Dartmouth vs. Stanford, 3-28-1942
- 8, Washington St. vs. Wisconsin, 3-29-1941
- 9, Oregon vs. Ohio St., 3-27-1939
- 9, UCLA vs. Villanova, 3-27-1971

PLAYERS DISQUALIFIED

- 4, Kentucky vs. Arizona, 3-31-1997 (ot)
- 3, Bradley vs. CCNY, 3-28-1950
- 3, Kentucky vs. Kansas St., 3-27-1951
- 3, Michigan vs. UCLA, 3-20-1965
- 3, Purdue vs. UCLA, 3-22-1969

Team and Two-Team Scoring by Halves

POINTS IN A HALF, TEAM

- 57, Indiana vs. Michigan, 3-29-1976 (2nd)
- 56, UNLV vs. Duke, 4-2-1990 (2nd)
- 53, Syracuse vs. Kansas, 4-7-2003 (1st)

POINTS IN A HALF, BOTH TEAMS

- 100, Kansas (50) vs. Oklahoma (50), 4-4-1988 (1st)
- 99, Duke (50) vs. Kentucky (49), 3-27-1978 (2nd)
- 95, Syracuse (53) vs. Kansas (42), 4-7-2003 (1st)

POINTS AT HALFTIME, TEAM

- 53, Syracuse vs. Kansas (42), 4-7-2003
- 50, UCLA vs. Duke (38), 3-21-1964

50, UCLA vs. Florida St. (39), 3-25-1972
 50, Kansas vs. Oklahoma (50), 4-4-1988
 50, Oklahoma vs. Kansas (50), 4-4-1988

POINTS AT HALFTIME, BOTH TEAMS

100, Kansas (50) vs. Oklahoma (50), 4-4-1988
 95, Syracuse (53) vs. Kansas (42), 4-7-2003

FEWEST POINTS IN A HALF, TEAM

16, Ohio St. vs. Oregon, 3-27-1939 (1st)
 16, Dartmouth vs. Stanford, 3-28-1942 (2nd)
 16, Georgetown vs. Wyoming, 3-30-1943 (1st)
 16, Oklahoma vs. Holy Cross, 3-25-1947 (2nd)
 16, Baylor vs. Kentucky, 3-25-1948 (1st)
 16, Oklahoma St. vs. Kentucky, 3-26-1949 (2nd)

FEWEST POINTS IN A HALF, BOTH TEAMS

34, Wyoming (18) vs. Georgetown (16), 3-30-1943 (1st)
 35, Wisconsin (18) vs. Washington St. (17), 3-29-1941 (2nd)
 35, Dartmouth (18) vs. Utah (17), 3-28-1944 (1st)

FEWEST POINTS AT HALFTIME, TEAM

16, Ohio St. vs. Oregon (21), 3-27-1939
 16, Georgetown vs. Wyoming (18), 3-30-1943
 16, Baylor vs. Kentucky (29), 3-25-1948

FEWEST POINTS AT HALFTIME, BOTH TEAMS

34, Wyoming (18) vs. Georgetown (16), 3-30-1943
 35, Dartmouth (18) vs. Utah (17), 3-28-1944
 37, Oregon (21) vs. Ohio St. (16), 3-27-1939

HALFTIME LEAD

18, Ohio St. (37) vs. California (19), 3-19-1960
 18, UCLA (38) vs. Dayton (20), 3-25-1967
 15, Connecticut (41) vs. Georgia Tech (26), 4-5-2004

HALFTIME DEFICIT OVERCOME

10, Kentucky vs. Utah, H: 31-41, F: 78-69, 3-30-1998
 8, Loyola (Ill.) vs. Cincinnati, H: 21-29, F: 60-58 (ot), 3-23-1963
 6, Indiana vs. Michigan, H: 29-35, F: 86-68, 3-29-1976

Overtime Games

OVERTIME PERIODS

3, North Carolina (54) vs. Kansas (53), 3-23-1957
 1, Utah (42) vs. Dartmouth (40), 3-28-1944
 1, Cincinnati (70) vs. Ohio St. (65), 3-25-1961
 1, Loyola (Ill.) (60) vs. Cincinnati (58), 3-23-1963

1, Michigan (80) vs. Seton Hall (79), 4-3-1989
 1, Arizona (84) vs. Kentucky (79), 3-31-1997
 1, Kansas (75) vs. Memphis (68), 4-7-2008

Two-Team Records

POINTS

182, Kentucky (94) vs. Duke (88), 3-27-1978
 181, UCLA (98) vs. Duke (83), 3-21-1964
 177, UCLA (92) vs. Kentucky (85), 3-31-1975
 176, UNLV (103) vs. Duke (73), 4-2-1990
 171, UCLA (91) vs. Michigan (80), 3-20-1965

FEWEST POINTS

73, Washington St. (34) vs. Wisconsin (39), 3-29-1941
 79, Ohio St. (33) vs. Oregon (46), 3-27-1939
 80, Georgetown (34) vs. Wyoming (46), 3-30-1943
 82, Dartmouth (40) vs. Utah (42), 3-28-1944 (ot)
 82, Oklahoma St. (36) vs. Kentucky (46), 3-26-1949

FIELD GOALS

71, UCLA (38) vs. Kentucky (33), 3-31-1975
 68, UCLA (36) vs. Duke (32), 3-21-1964
 68, Kentucky (39) vs. Duke (29), 3-27-1978
 67, UCLA (36) vs. Florida St. (31), 3-25-1972
 67, UNLV (41) vs. Duke (26), 4-2-1990

FIELD GOALS ATTEMPTED

167, San Francisco (87) vs. Iowa (80), 3-23-1956
 164, Kentucky (86) vs. UCLA (78), 3-31-1975
 151, San Francisco (83) vs. La Salle (68), 3-19-1955
 150, Purdue (92) vs. UCLA (58), 3-22-1969
 149, Kansas St. (80) vs. Kentucky (69), 3-27-1951

THREE-POINT FIELD GOALS

21, Illinois (12) vs. North Carolina (9), 4-4-2005
 18, Kentucky (12) vs. Syracuse (6), 4-1-1996
 17, Michigan St. (11) vs. Florida (6), 4-3-2000
 16, Kentucky (10) vs. Arizona (6), 3-31-1997 (ot)
 15, Syracuse (11) vs. Kansas (4), 4-7-2003

THREE-POINT FIELD GOALS ATTEMPTED

56, Illinois (40) vs. North Carolina (16), 4-4-2005
 49, Duke (27) vs. Arizona (22), 4-2-2001
 43, Kentucky (30) vs. Arizona (13), 3-31-1997 (ot)
 42, Kentucky (27) vs. Syracuse (15), 4-1-1996
 41, Ohio St. (23) vs. Florida (18), 4-2-2007

FREE THROWS MADE

50, Bradley (32) vs. La Salle (18), 3-20-1954
 46, Kentucky (24) vs. Seattle (22), 3-22-1958
 46, UCLA (28) vs. Purdue (18), 3-22-1969

46, Duke (30) vs. Kentucky (16), 3-27-1978
 45, Kansas (26) vs. Indiana (19), 3-18-1953
 45, UCLA (26) vs. Duke (19), 3-21-1964

FREE THROWS ATTEMPTED

68, Bradley (44) vs. La Salle (24), 3-20-1954
 66, Kentucky (36) vs. Seattle (30), 3-22-1958
 65, UCLA (41) vs. Purdue (24), 3-22-1969
 62, Kansas (35) vs. St. John's (N.Y.) (27), 3-26-1952
 61, Kansas (33) vs. Indiana (28), 3-18-1953

REBOUNDS

109, UCLA (61) vs. Purdue (48), 3-22-1969
 108, San Francisco (60) vs. Iowa (48), 3-23-1956
 105, UCLA (54) vs. Dayton (51), 3-25-1967
 104, UCLA (55) vs. Kentucky (49), 3-31-1975
 101, Kentucky (55) vs. Seattle (46), 3-22-1958

ASSISTS

39, Houston (20) vs. Georgetown (19), 4-2-1984
 36, Oklahoma (19) vs. Kansas (17), 4-4-1988
 36, UCLA (21) vs. Arkansas (15), 4-3-1995
 35, UNLV (24) vs. Duke (11), 4-2-1990
 34, Indiana (20) vs. Syracuse (14), 3-30-1987
 34, Kentucky (22) vs. Syracuse (12), 4-1-1996

BLOCKED SHOTS

12, Arizona (7) vs. Duke (5), 4-2-2001
 11, Syracuse (7) vs. Kansas (4), 4-7-2003
 11, Florida (10) vs. UCLA (1), 4-3-2006
 10, Syracuse (7) vs. Indiana (3), 3-30-1987
 10, Duke (7) vs. Arkansas (3), 4-4-1994
 10, Connecticut (6) vs. Duke (4), 3-29-1999

STEALS

26, Arkansas (15) vs. UCLA (11), 4-3-1995
 24, Oklahoma (13) vs. Kansas (11), 4-4-1988
 22, Maryland (12) vs. Indiana (10), 4-1-2002
 22, Kansas (11) vs. Memphis (11), 4-7-2008 (ot)
 21, UNLV (16) vs. Duke (5), 4-2-1990

PERSONAL FOULS

60, St. John's (N.Y.) (35) vs. Kansas (25), 3-26-1952
 57, Oklahoma St. (36) vs. Kentucky (21), 3-26-1949
 49, Bradley (32) vs. CCNY (17), 3-28-1950
 49, UCLA (25) vs. Duke (24), 3-21-1964
 49, Purdue (30) vs. UCLA (19), 3-22-1969

PLAYERS DISQUALIFIED

5, Kentucky (4) vs. Arizona (1), 3-31-1997 (ot)
 4, Bradley (3) vs. CCNY (1), 3-28-1950
 4, Kentucky (3) vs. Kansas St. (1), 3-27-1951
 3, eight tied (most recent: Kansas [2] vs. Syracuse [1], 4-7-2003)

Semifinal Game Records

Record later vacated is indicated by ().*

Individual Records

POINTS

39, Al Wood, North Carolina vs. Virginia, 3-28-1981
 38, Jerry West, West Virginia vs. Louisville, 3-20-1959
 38, Jerry Chambers, Utah vs. UTEP, 3-18-1966
 38, Freddie Banks, UNLV vs. Indiana, 3-28-1987
 36, four tied (most recent: Rick Mount, Purdue vs. North Carolina, 3-20-1969)

POINTS BY A FRESHMAN

33, Carmelo Anthony, Syracuse vs. Texas, 4-5-2003
 31, Mike O'Koren, North Carolina vs. UNLV, 3-26-1977
 25, Derrick Rose, Memphis vs. UCLA, 4-5-2008
 24, Jack Givens, Kentucky vs. Syracuse, 3-29-1975
 22, Eugene Banks, Duke vs. Notre Dame, 3-25-1978

FIELD GOALS

16, Don May, Dayton vs. North Carolina, 3-24-1967
 16, Larry Bird, Indiana St. vs. DePaul, 3-24-1979
 15, Ernie DiGregorio, Providence vs. Memphis, 3-24-1973
 15, Hal Lear, Temple vs. Iowa, 3-22-1956
 14, eight tied (most recent: Armon Gilliam, UNLV vs. Indiana, 3-28-1987)

FIELD GOALS ATTEMPTED

42, Lennie Rosenbluth, North Carolina vs. Michigan St., 3-22-1957 (3 ot)
 36, Ernie DiGregorio, Providence vs. Memphis, 3-24-1973
 33, *Jerry Dunn, Western Ky. vs. Villanova, 3-25-1971 (2 ot)
 31, Billy McGill, Utah vs. Cincinnati, 3-24-1961
 31, Jerry Chambers, Utah vs. UTEP, 3-18-1966
 31, Elvin Hayes, Houston vs. UCLA, 3-24-1967

FIELD-GOAL PERCENTAGE (Minimum 10 FGM)

90.9% (10-11), Jerry Lucas, Ohio St. vs. St. Joseph's, 3-24-1961
 90.9% (10-11), Billy Thompson, Louisville vs. LSU, 3-29-1986
 84.6% (11-13), Bill Walton, UCLA vs. Louisville, 3-23-1972
 84.2% (16-19), Larry Bird, Indiana St. vs. DePaul, 3-24-1979
 83.3% (10-12), Sidney Wicks, UCLA vs. New Mexico St., 3-19-1970

THREE-POINT FIELD GOALS

10, Freddie Banks, UNLV vs. Indiana, 3-28-1987
 7, Dennis Scott, Georgia Tech vs. UNLV, 3-31-1990
 6, Bobby Hurley, Duke vs. Indiana, 4-4-1992
 6, Darryl Wilson, Mississippi St. vs. Syracuse, 3-30-1996
 6, Mike Bibby, Arizona vs. North Carolina, 3-29-1997

6, Lee Humphrey, Florida vs. George Mason, 4-1-2006

THREE-POINT FIELD GOALS ATTEMPTED

19, Freddie Banks, UNLV vs. Indiana, 3-28-1987
 14, Dennis Scott, Georgia Tech vs. UNLV, 3-31-1990
 13, Damon Stoudamire, Arizona vs. Arkansas, 4-2-1994
 13, Darryl Wilson, Mississippi St. vs. Syracuse, 3-30-1996
 13, Jeff Boschee, Kansas vs. Maryland, 3-30-2002

THREE-POINT FIELD-GOAL PERCENTAGE (Minimum Five 3FGM)

71.4% (5-7), Adonis Jordan, Kansas vs. North Carolina, 4-3-1993
 71.4% (5-7), Donald Williams, North Carolina vs. Kansas, 4-3-1993
 66.7% (6-9), Bobby Hurley, Duke vs. Indiana, 4-4-1992
 62.5% (5-8), Arthur Lee, Stanford vs. Kentucky, 3-28-1998 (ot)
 55.6% (5-9), Anderson Hunt, UNLV vs. Georgia Tech, 3-31-1990
 55.6% (5-9), Rex Walters, Kansas vs. North Carolina, 4-3-1993
 55.6% (5-9), Brandon Mouton, Texas vs. Syracuse, 4-5-2003
 55.6% (5-9), Marvin Lewis, Georgia Tech vs. Oklahoma St., 4-3-2004
 55.6% (5-9), Jonathan Wallace, Georgetown vs. Ohio St., 3-31-2007

FREE THROWS MADE

- 14, Jerry West, West Virginia vs. Louisville, 3-20-1959
- 13, Don Schlundt, Indiana vs. LSU, 3-17-1953
- 12, Jim Spanarkel, Duke vs. Notre Dame, 3-25-1978
- 12, Paul Hogue, Cincinnati vs. UCLA, 3-23-1962
- 11, six tied (most recent: Derrick Rose, Memphis vs. UCLA, 4-5-2008)

FREE THROWS ATTEMPTED

- 20, Jerry West, West Virginia vs. Louisville, 3-20-1959
- 18, Bob Pettit, LSU vs. Indiana, 3-17-1953
- 17, Don Schlundt, Indiana vs. LSU, 3-17-1953
- 17, Paul Hogue, Cincinnati vs. UCLA, 3-23-1962
- 16, Lew Alcindor, UCLA vs. Drake, 3-20-1969

FREE-THROW PERCENTAGE (Minimum 10 FTM)

- 100% (12-12), Jim Spanarkel, Duke vs. Notre Dame, 3-25-1978
- 100% (10-10), Ron King, Florida St. vs. North Carolina, 3-23-1972
- 100% (10-10), Maurice Ager, Michigan St. vs. North Carolina, 4-2-2005
- 91.7% (11-12), Bill Walton, UCLA vs. Louisville, 3-23-1972
- 91.7% (11-12), Magic Johnson, Michigan St. vs. Penn, 3-24-1979
- 91.7% (11-12), Derrick Rose, Memphis vs. UCLA, 4-5-2008

REBOUNDS

- 24, Elvin Hayes, Houston vs. UCLA, 3-24-1967
- 23, Bill Russell, San Francisco vs. SMU, 3-22-1956
- 22, Elgin Baylor, Seattle vs. Kansas St., 3-21-1958
- 22, Tom Sanders, New York U. vs. Ohio St., 3-18-1960
- 22, Larry Kenon, Memphis vs. Providence, 3-24-1973
- 22, Akeem Olajuwon, Houston vs. Louisville, 4-2-1983

ASSISTS

- 18, Mark Wade, UNLV vs. Indiana, 3-28-1987
- 13, T.J. Ford, Texas vs. Syracuse, 4-5-2003
- 12, Rumeal Robinson, Michigan vs. Illinois, 4-1-1989
- 12, *Edgar Padilla, Massachusetts vs. Kentucky, 3-30-1996
- 11, Michael Jackson, Georgetown vs. St. John's (N.Y.), 3-30-1985
- 11, Milt Wagner, Louisville vs. LSU, 3-29-1986
- 11, Steve Blake, Maryland vs. Kansas, 3-30-2002

BLOCKED SHOTS

- 6, Danny Manning, Kansas vs. Duke, 4-2-1988
- 6, *Marcus Camby, Massachusetts vs. Kentucky, 3-30-1996
- 4, nine tied (most recent: Darrell Arthur, Kansas vs. North Carolina, 4-5-2008)

STEALS

- 6, Gilbert Arenas, Arizona vs. Michigan St., 3-31-2001
- 5, Anthony Epps, Kentucky vs. Minnesota, 3-29-1997
- 5, Wayne Turner, Kentucky vs. Minnesota, 3-29-1997
- 4, 14 tied (most recent: Josh Shipp, UCLA vs. Florida, 3-31-2007)

TRIPLE-DOUBLES

- Oscar Robertson, Cincinnati vs. California, NSF, 3-18-1960: 18 pts., 10 rebs. & 10 asts.
- Magic Johnson, Michigan St. vs. Penn, NSF, 3-24-1979: 29 pts., 10 rebs. & 10 asts.

Team Records**POINTS**

- 108, UCLA vs. Wichita St. (89), 3-19-1965
- 101, UCLA vs. Houston (69), 3-22-1968
- 101, Michigan St. vs. Penn (67), 3-24-1979
- 98, Memphis vs. Providence (85), 3-24-1973
- 97, Indiana vs. UNLV (93), 3-28-1987
- 97, Duke vs. Arkansas (83), 3-31-1990
- 97, Maryland vs. Kansas (88), 3-30-2002

FEWEST POINTS

- 28, Kentucky vs. Dartmouth (47), 3-21-1942
- 30, Duquesne vs. Indiana (39), 3-21-1940
- 30, Pittsburgh vs. Wisconsin (36), 3-22-1941
- 30, Oregon St. vs. Oklahoma St. (55), 3-19-1949
- 31, Iowa St. vs. Utah (40), 3-25-1944

WINNING MARGIN

- 34, Cincinnati (80) vs. Oregon St. (46), 3-22-1963
- 34, Michigan St. (101) vs. Penn (67), 3-24-1979
- 33, Kansas (94) vs. Marquette (61), 4-5-2003
- 32, UCLA (101) vs. Houston (69), 3-22-1968
- 29, Kentucky (76) vs. Illinois (31), 3-22-1949

SMALLEST WINNING MARGIN

- 1, Kansas (43) vs. Southern California (42), 3-21-1940
- 1, Oklahoma (55) vs. Texas (54), 3-22-1947
- 1, Kentucky (61) vs. Temple (60), 3-21-1958
- 1, UCLA (75) vs. Louisville (74), 3-29-1975 (ot)
- 1, North Carolina (84) vs. UNLV (83), 3-26-1977
- 1, Kentucky (86) vs. Stanford (85), 3-28-1998 (ot)
- 1, Connecticut (79) vs. Duke (78), 4-3-2004

POINTS BY LOSING TEAM

- 93, UNLV vs. Indiana (97), 3-28-1987
- 89, Wichita St. vs. UCLA (108), 3-19-1965
- 89, *Western Ky. vs. Villanova (92), 3-25-1971 (2 ot)
- 88, Kansas vs. Maryland (97), 3-30-2002
- 86, Notre Dame vs. Duke (90), 3-25-1978

DEFICIT OVERCOME TO WIN

- 22, Duke vs. Maryland, 17-39 with 6:55 left in 1st half, F: 94-84, 3-31-2001

FIELD GOALS

- 44, UCLA vs. Wichita St., 3-19-1965
- 43, UCLA vs. Houston, 3-22-1968
- 41, Memphis vs. Providence, 3-24-1973
- 41, UNLV vs. North Carolina, 3-26-1977
- 41, Houston vs. Louisville, 4-2-1983

FEWEST FIELD GOALS

- 10, Wisconsin vs. Pittsburgh, 3-22-1941
- 10, Kentucky vs. Dartmouth, 3-21-1942
- 11, Duquesne vs. Indiana, 3-21-1940
- 11, Oregon St. vs. Oklahoma St., 3-19-1949
- 12, Pittsburgh vs. Wisconsin, 3-22-1941

FIELD GOALS ATTEMPTED

- 105, *Western Ky. vs. Villanova, 3-25-1971 (2 ot)
- 91, Kentucky vs. Illinois, 3-24-1951
- 89, North Carolina vs. Michigan St., 3-22-1957 (3 ot)
- 89, UCLA vs. Wichita St., 3-19-1965
- 88, Temple vs. Iowa, 3-22-1956

FEWEST FIELD GOALS ATTEMPTED

- 38, Villanova vs. Memphis, 3-30-1985
- 41, Georgetown vs. Louisville, 3-27-1982
- 42, Houston vs. Virginia, 3-31-1984 (ot)
- 42, St. John's (N.Y.) vs. Georgetown, 3-30-1985
- 43, San Francisco vs. Colorado, 3-18-1955
- 43, Charlotte vs. Marquette, 3-26-1977
- 43, Wisconsin vs. Michigan St., 4-1-2000

FIELD-GOAL PERCENTAGE

- 63.3% (38-60), Ohio St. vs. St. Joseph's, 3-24-1961
- 63.3% (38-60), Michigan St. vs. Penn, 3-24-1979
- 62.5% (35-56), Indiana St. vs. DePaul, 3-24-1979
- 61.7% (37-60), Indiana vs. UNLV, 3-28-1987
- 59.6% (34-57), Kansas vs. San Francisco, 3-22-1957

LOWEST FIELD-GOAL PERCENTAGE

- 23.2% (13-56), Indiana vs. Duquesne, 3-23-1940
- 23.4% (11-47), Duquesne vs. Indiana, 3-23-1940
- 24.5% (13-53), Kentucky vs. Georgetown, 3-31-1984
- 28.2% (22-78), Houston vs. UCLA, 3-22-1968
- 28.4% (21-74), New York U. vs. Ohio St., 3-18-1960

THREE-POINT FIELD GOALS

- 13, UNLV vs. Indiana, 3-28-1987
- 12, Arkansas vs. North Carolina, 4-1-1995
- 12, Illinois vs. Louisville, 4-2-2005
- 12, Florida vs. George Mason, 4-1-2006
- 11, Kansas vs. North Carolina, 4-3-1993
- 11, Mississippi St. vs. Syracuse, 3-30-1996
- 11, Arizona vs. North Carolina, 3-29-1997
- 11, Stanford vs. Kentucky, 3-28-1998 (ot)

FEWEST THREE-POINT FIELD GOALS

- 0, *Michigan vs. Kentucky, 4-3-1993 (ot)
- 0, LSU vs. UCLA, 4-1-2006
- 1, Connecticut vs. Ohio St., 3-27-1999
- 2, Indiana vs. UNLV, 3-28-1987
- 2, Kansas vs. Duke, 4-2-1988
- 2, Illinois vs. Michigan, 4-1-1989
- 2, UCLA vs. Oklahoma St., 4-1-1995
- 2, Michigan St. vs. Wisconsin, 4-1-2000
- 2, Michigan St. vs. Arizona, 3-31-2001
- 2, Oklahoma vs. Indiana, 3-30-2002
- 2, George Mason vs. Florida, 4-1-2006

THREE-POINT FIELD GOALS ATTEMPTED

- 35, UNLV vs. Indiana, 3-28-1987
- 34, Arkansas vs. North Carolina, 4-1-1995
- 32, Arizona vs. Arkansas, 4-2-1994
- 30, Illinois vs. Louisville, 4-2-2005
- 29, Arizona vs. North Carolina, 3-29-1997

FEWEST THREE-POINT FIELD GOALS ATTEMPTED

- 4, Indiana vs. UNLV, 3-28-1987
- 4, Kansas vs. Duke, 4-2-1988
- 4, *Michigan vs. Kentucky, 4-3-1993 (ot)
- 6, Connecticut vs. Ohio St., 3-27-1999
- 6, LSU vs. UCLA, 4-1-2006

THREE-POINT FIELD-GOAL PERCENTAGE (Minimum Seven 3FGM)

- 66.7% (10-15), UNLV vs. Georgia Tech, 3-31-1990
- 63.6% (7-11), Duke vs. Indiana, 4-4-1992
- 61.5% (8-13), Indiana vs. Oklahoma, 3-30-2002
- 55.0% (11-20), Kansas vs. North Carolina, 4-3-1993
- 53.8% (7-13), Syracuse vs. Texas, 4-5-2003

LOWEST THREE-POINT FIELD-GOAL PERCENTAGE (Minimum Five 3FGA)

- 0.0% (0-6), LSU vs. UCLA, 4-1-2006
- 11.1% (2-18), Oklahoma vs. Indiana, 3-30-2002
- 13.0% (3-23), North Carolina vs. Utah, 3-28-1998
- 14.3% (2-14), Michigan St. vs. Wisconsin, 4-1-2000
- 14.3% (2-14), Michigan St. vs. Arizona, 3-31-2001

FREE THROWS MADE

- 37, Jacksonville vs. St. Bonaventure, 3-19-1970
- 32, Duke vs. Notre Dame, 3-25-1978
- 30, Indiana vs. LSU, 3-17-1953
- 29, UCLA vs. Drake, 3-20-1969
- 29, Florida St. vs. North Carolina, 3-23-1972

FEWEST FREE THROWS MADE

- 1, UNLV vs. North Carolina, 3-26-1977
- 2, DePaul vs. Indiana St., 3-24-1979
- 2, North Carolina vs. Utah, 3-28-1998
- 3, Indiana vs. UCLA, 3-24-1973
- 3, Georgetown vs. Ohio St., 3-31-2007

FREE THROWS ATTEMPTED

- 45, Jacksonville vs. St. Bonaventure, 3-19-1970
- 44, LSU vs. Indiana, 3-17-1953
- 44, UCLA vs. Drake, 3-20-1969
- 44, Syracuse vs. Providence, 3-28-1987
- 43, Florida St. vs. North Carolina, 3-23-1972

FEWEST FREE THROWS ATTEMPTED

- 5, UNLV vs. North Carolina, 3-26-1977
- 5, DePaul vs. Indiana St., 3-24-1979
- 6, Indiana vs. UCLA, 3-24-1973
- 6, Mississippi St. vs. Syracuse, 3-30-1996
- 7, four tied (most recent: North Carolina vs. Utah, 3-28-1998)

FREE-THROW PERCENTAGE (Minimum 15 FTM)

- 87.5% (21-24), Oklahoma St. vs. Oregon St., 3-19-1949
- 87.0% (20-23), Memphis vs. UCLA, 4-5-2008
- 86.5% (32-37), Duke vs. Notre Dame, 3-25-1978
- 85.7% (18-21), Baylor vs. Bradley, 3-25-1950
- 85.7% (24-28), UCLA vs. Oklahoma St., 4-1-1995

LOWEST FREE-THROW PERCENTAGE

- 20.0% (1-5), UNLV vs. North Carolina, 3-26-1977
- 28.6% (2-7), North Carolina vs. Utah, 3-28-1998
- 35.3% (6-17), Temple vs. Iowa, 3-22-1956
- 37.5% (6-16), Houston vs. UCLA, 3-24-1967
- 37.5% (3-8), Georgetown vs. Ohio St., 3-31-2007

REBOUNDS

- 69, *Western Ky. vs. Villanova, 3-25-1971 (2 ot)
- 65, Michigan St. vs. North Carolina, 3-22-1957 (3 ot)
- 57, UCLA vs. Houston, 3-22-1968
- 57, Kentucky vs. Syracuse, 3-29-1975
- 56, Seattle vs. Kansas St., 3-21-1958
- 56, California vs. Cincinnati, 3-20-1959

FEWEST REBOUNDS

- 20, Wisconsin vs. Michigan St., 4-1-2000
- 21, DePaul vs. Indiana St., 3-24-1979
- 21, Syracuse vs. Mississippi St., 3-30-1996
- 24, St. John's (N.Y.) vs. Georgetown, 3-30-1985
- 24, Kansas vs. North Carolina, 4-3-1993

REBOUND MARGIN

- 23, Seattle (56) vs. Kansas St. (33), 3-21-1958
- 22, Michigan St. (42) vs. Wisconsin (20), 4-1-2000

- 21, UCLA (55) vs. Wichita St. (34), 3-19-1965
20, Michigan (52) vs. Princeton (32), 3-19-1965
20, Mississippi St. (41) vs. Syracuse (21), 3-30-1996

ASSISTS

- 26, Louisville vs. LSU, 3-29-1986
23, UNLV vs. Indiana, 3-28-1987
23, Michigan vs. Illinois, 4-1-1989
22, Arkansas vs. North Carolina, 4-1-1995
22, Kansas vs. Maryland, 3-30-2002
22, Kansas vs. Marquette, 4-5-2003

BLOCKED SHOTS

- 9, Kansas vs. Duke, 4-2-1988
9, Maryland vs. Kansas, 3-30-2002
9, Kansas vs. North Carolina, 4-5-2008
8, *Massachusetts vs. Kentucky, 3-30-1996
8, Arizona vs. North Carolina, 3-29-1997
8, Indiana vs. Oklahoma, 3-30-2002

STEALS

- 14, Kentucky vs. Minnesota, 3-29-1997
12, Kentucky vs. Massachusetts, 3-30-1996
12, Arizona vs. Michigan St., 3-31-2001
11, five tied (most recent: North Carolina vs. Arizona, 3-29-1997)

PERSONAL FOULS

- 33, Providence vs. Syracuse, 3-28-1987
33, Indiana vs. Duke, 4-4-1992
32, St. Bonaventure vs. Jacksonville, 3-19-1970
31, Kentucky vs. Syracuse, 3-29-1975
31, Penn vs. Michigan St., 3-24-1979

FEWEST PERSONAL FOULS

- 8, Wisconsin vs. Pittsburgh, 3-22-1941
9, Kansas vs. Southern California, 3-21-1940
9, Stanford vs. Colorado, 3-21-1942
9, Oklahoma St. vs. California, 3-23-1946
10, four tied (most recent: Ohio St. vs. Georgetown, 3-31-2007)

PLAYERS DISQUALIFIED

- 4, St. Bonaventure vs. Jacksonville, 3-19-1970
4, Indiana vs. Duke, 4-4-1992
3, 10 tied (most recent: UCLA vs. Florida, 3-31-2007)

Team and Two-Team Scoring by Halves

POINTS IN A HALF, TEAM

- 65, UCLA vs. Wichita St., 3-19-1965 (1st)
62, Seton Hall vs. Duke, 4-1-1989 (2nd)
59, Kansas vs. Marquette, 4-5-2003 (1st)
58, Memphis vs. Providence, 3-24-1973 (2nd)
58, Houston vs. Louisville, 4-2-1983 (2nd)

Tournament fact

The first reference to "Final Four" in an NCAA publication was in the 1975 Official Collegiate Basketball Guide. On page 5 in the National Preview-Review section written by Ed Chay of the Cleveland Plain Dealer, Chay wrote "Outspoken Al McGuire of Marquette, whose team was one of the final four in Greensboro, was among several coaches who said it was good for college basketball that UCLA was finally beaten." The first time Final Four was capitalized was in the 1978 basketball guide.

POINTS IN A HALF, BOTH TEAMS

- 104, Notre Dame (57) vs. Duke (47), 3-25-1978 (2nd)
104, Maryland (53) vs. Kansas (51), 3-30-2002 (2nd)
103, UCLA (65) vs. Wichita St. (38), 3-19-1965 (1st)
103, UCLA (57) vs. Louisville (46), 3-23-1972 (2nd)

POINTS AT HALFTIME, TEAM

- 65, UCLA vs. Wichita St. (38), 3-19-1965
59, Kansas vs. Marquette (30), 4-5-2003
53, four tied (most recent: Georgia Tech vs. UNLV [46], 3-31-1990)

POINTS AT HALFTIME, BOTH TEAMS

- 103, UCLA (65) vs. Wichita St. (38), 3-19-1965
100, Indiana (53) vs. UNLV (47), 3-28-1987
99, Georgia Tech (53) vs. UNLV (46), 3-31-1990

FEWEST POINTS IN A HALF, TEAM

- 10, Villanova vs. Ohio St., 3-18-1939 (1st)
11, Oregon St. vs. Oklahoma St., 3-19-1949 (1st)
11, Kentucky vs. Georgetown, 3-31-1984 (2nd)

FEWEST POINTS IN A HALF, BOTH TEAMS

- 31, Duquesne (17) vs. Indiana (14), 3-21-1940 (2nd)
32, Pittsburgh (18) vs. Wisconsin (14), 3-22-1941 (1st)
32, Oklahoma St. (21) vs. Oregon St. (11), 3-19-1949 (1st)

FEWEST POINTS AT HALFTIME, TEAM

- 10, Villanova vs. Ohio St. (25), 3-18-1939
11, Oregon St. vs. Oklahoma St. (21), 3-19-1949
13, Duquesne vs. Indiana (25), 3-21-1940
13, Kentucky vs. Dartmouth (23), 3-21-1942

FEWEST POINTS AT HALFTIME, BOTH TEAMS

- 32, Pittsburgh (18) vs. Wisconsin (14), 3-22-1941
32, Oklahoma St. (21) vs. Oregon St. (11), 3-19-1949
35, Ohio St. (25) vs. Villanova (10), 3-18-1939
35, Oregon (21) vs. Oklahoma (14), 3-21-1939
35, Utah (19) vs. Iowa St. (16), 3-25-1944

HALFTIME LEAD

- 33, Michigan St. (50) vs. Penn (17), 3-24-1979
29, Kansas (59) vs. Marquette (30), 4-5-2003
27, UCLA (65) vs. Wichita St. (38), 3-19-1965

HALFTIME DEFICIT OVERCOME TO WIN

- 11, Duke vs. Maryland, H: 38-49, F: 95-84, 3-31-2001
9, Memphis vs. Providence, H: 40-49, F: 98-85, 3-24-1973
8, Louisville vs. LSU, H: 36-44, F: 88-77, 3-29-1986

Two-Team Records

POINTS

- 197, UCLA (108) vs. Wichita St. (89), 3-19-1965
190, Indiana (97) vs. UNLV (93), 3-28-1987
185, Maryland (97) vs. Kansas (88), 3-30-2002
183, Memphis (98) vs. Providence (85), 3-24-1973
181, *Villanova (92) vs. *Western Ky. (89), 3-25-1971 (2 ot)

FIELD GOALS

- 80, UCLA (44) vs. Wichita St. (36), 3-19-1965
79, Memphis (41) vs. Providence (38), 3-24-1973
75, *Western Ky. (39) vs. *Villanova (36), 3-25-1971 (2 ot)
74, UNLV (41) vs. North Carolina (33), 3-26-1977
73, Kansas St. (37) vs. UCLA (36), 3-20-1964
73, Houston (41) vs. Louisville (32), 4-2-1983

FIELD GOALS ATTEMPTED

- 178, *Western Ky. (105) vs. *Villanova (73), 3-25-1971 (2 ot)
169, North Carolina (89) vs. Michigan St. (80), 3-22-1957 (3 ot)
164, UCLA (89) vs. Wichita St. (75), 3-19-1965
162, Providence (82) vs. Memphis (80), 3-24-1973
161, Kentucky (91) vs. Illinois (70), 3-24-1951
161, UCLA (83) vs. Houston (78), 3-22-1968

THREE-POINT FIELD GOALS

- 22, Arkansas (12) vs. North Carolina (10), 4-1-1995
18, UNLV (10) vs. Georgia Tech (8), 3-31-1990

- 17, Texas (10) vs. Syracuse (7), 4-5-2003
16, Kansas (11) vs. North Carolina (5), 4-3-1993
16, Mississippi St. (11) vs. Syracuse (5), 3-30-1996
16, Stanford (11) vs. Kentucky (5), 3-28-1998 (ot)
16, Kansas (9) vs. Maryland (7), 3-30-2002

THREE-POINT FIELD GOALS ATTEMPTED

- 62, Arkansas (34) vs. North Carolina (28), 4-1-1995
56, Arizona (32) vs. Arkansas (24), 4-2-1994
50, Arizona (29) vs. North Carolina (21), 3-29-1997
50, Florida (28) vs. North Carolina (22), 4-1-2000
50, Illinois (30) vs. Louisville (20), 4-2-2005

FREE THROWS MADE

- 53, Indiana (30) vs. LSU (23), 3-17-1953
52, Jacksonville (37) vs. St. Bonaventure (15), 3-19-1970
47, La Salle (24) vs. Iowa (23), 3-18-1955
47, UCLA (29) vs. Drake (18), 3-20-1969
47, Duke (28) vs. Arkansas (19), 3-31-1990
47, Maryland (26) vs. Kansas (21), 3-30-2002

FREE THROWS ATTEMPTED

- 86, LSU (44) vs. Indiana (42), 3-17-1953
70, Kentucky (38) vs. Syracuse (32), 3-29-1975
68, UCLA (44) vs. Drake (24), 3-20-1969
68, Florida St. (43) vs. North Carolina (25), 3-23-1972
67, Jacksonville (45) vs. St. Bonaventure (22), 3-19-1970

REBOUNDS

- 123, *Western Ky. (69) vs. *Villanova (54), 3-25-1971 (2 ot)
119, Michigan St. (65) vs. North Carolina (54), 3-22-1957 (3 ot)
111, UCLA (57) vs. Houston (54), 3-22-1968
103, North Carolina (54) vs. Ohio St. (49), 3-22-1968
102, UCLA (51) vs. Houston (51), 3-24-1967

ASSISTS

- 40, Kansas (22) vs. Maryland (18), 3-30-2002
39, Louisville (26) vs. LSU (13), 3-29-1986
39, Kentucky (20) vs. *Massachusetts (19), 3-30-1996
39, UNLV (23) vs. Indiana (16), 3-28-1987
37, Michigan (23) vs. Illinois (14), 4-1-1989
37, Arkansas (19) vs. Arizona (18), 4-2-1994
37, Arkansas (22) vs. North Carolina (15), 4-1-1995

BLOCKED SHOTS

- 14, Kansas (9) vs. Duke (5), 4-2-1988
14, *Massachusetts (8) vs. Kentucky (6), 3-30-1996
12, Seton Hall (7) vs. Duke (5), 4-1-1989
12, Kentucky (7) vs. Stanford (5), 3-28-1998 (ot)
12, Maryland (9) vs. Kansas (3), 3-30-2002
12, LSU (7) vs. UCLA (5), 4-1-2006
12, Kansas (9) vs. North Carolina (3), 4-5-2008

STEALS

- 20, Kentucky (12) vs. *Massachusetts (8), 3-30-1996
20, Kentucky (14) vs. *Minnesota (6), 3-29-1997
19, Kentucky (11) vs. *Michigan (8), 4-3-1993 (ot)
19, North Carolina (11) vs. Arizona (8), 3-29-1997
19, UCLA (10) vs. LSU (9), 4-1-2006

PERSONAL FOULS

- 61, Kentucky (31) vs. Syracuse (30), 3-29-1975
53, Indiana (27) vs. LSU (26), 3-17-1953
53, St. Bonaventure (32) vs. Jacksonville (21), 3-19-1970
53, Penn (31) vs. Michigan St. (22), 3-24-1979
51, six tied (most recent: Kansas [27] vs. Maryland [24], 3-30-2002)

PLAYERS DISQUALIFIED

- 6, CCNY (3) vs. North Carolina St. (3), 3-25-1950
5, North Carolina (3) vs. Michigan St. (2), 3-22-1957 (3 ot)
5, Indiana (4) vs. Duke (1), 4-4-1992
4, Ohio St. (3) vs. New York U. (1), 3-24-1945 (ot)
4, St. Bonaventure (4) vs. Jacksonville (0), 3-19-1970
4, Syracuse (3) vs. Kentucky (1), 3-29-1975

Final Four Two-Game Records

Record later vacated is indicated by (*).

Individual Records

POINTS

87, Bill Bradley, Princeton, 1965
80, Hal Lear, Temple, 1956
70, Gail Goodrich, UCLA, 1965
70, Jerry Chambers, Utah, 1966
66, Clyde Lovellette, Kansas, 1952
66, Jerry West, West Virginia, 1959
65, Bob Pettit, LSU, 1953
64, Rick Mount, Purdue, 1969
64, Jack Givens, Kentucky, 1978
62, Lew Alcindor, UCLA, 1969

FIELD GOALS

34, Bill Bradley, Princeton, 1965
32, Hal Lear, Temple, 1956
28, Jack Givens, Kentucky, 1978
28, Bill Walton, UCLA, 1973
26, Rick Mount, Purdue, 1969

FIELD GOALS ATTEMPTED

64, Rick Mount, Purdue, 1969
58, Ernie DiGregorio, Providence, 1973
57, Lennie Rosenbluth, North Carolina, 1957
55, Sam Ranzino, North Carolina St., 1950
54, Billy McGill, Utah, 1961
54, Bill Bradley, Princeton, 1965
54, Elvin Hayes, Houston, 1967
54, *Jim McDaniels, Western Ky., 1971

FIELD-GOAL PERCENTAGE

(Minimum 15 FGM)

84.2% (16-19), Billy Thompson, Louisville, 1986
82.4% (28-34), Bill Walton, UCLA, 1973
78.9% (15-19), Udonis Haslem, Florida, 2000
78.3% (18-23), Keith Langford, Kansas, 2003
75.0% (15-20), Curtis Watkins, DePaul, 1979

THREE-POINT FIELD GOALS

11, Luther Head, Illinois, 2005
10, Freddie Banks, UNLV, 1987
10, Donald Williams, North Carolina, 1993
10, Lee Humphrey, Florida, 2006
9, Steve Alford, Indiana, 1987
9, Anderson Hunt, UNLV, 1990
9, Mike Bibby, Arizona, 1997
9, Gerry McNamara, Syracuse, 2003

THREE-POINT FIELD GOALS ATTEMPTED

27, Luther Head, Illinois, 2005
20, Jason Williams, Duke, 2001
20, Lee Humphrey, Florida, 2006
19, Freddie Banks, UNLV, 1987
19, Dave Sieger, Oklahoma, 1988
19, Kirk Hinrich, Kansas, 2003

THREE-POINT FIELD-GOAL PERCENTAGE

(Minimum Seven 3FGM)

71.4% (10-14), Donald Williams, North Carolina, 1993
64.3% (9-14), Steve Alford, Indiana, 1987
58.3% (7-12), Bobby Hurley, Duke, 1992
56.3% (9-16), Anderson Hunt, UNLV, 1990
56.3% (9-16), Mike Bibby, Arizona, 1997

FREE THROWS MADE

24, Oscar Robertson, Cincinnati, 1959
24, Gail Goodrich, UCLA, 1965
22, Jerry West, West Virginia, 1959
21, Don Schlundt, Indiana, 1953
21, Christian Laettner, Duke, 1991

FREE THROWS ATTEMPTED

32, Jerry West, West Virginia, 1959
30, Oscar Robertson, Cincinnati, 1959
28, Bob Pettit, LSU, 1953
28, Don Schlundt, Indiana, 1953
28, Gail Goodrich, UCLA, 1965

FREE-THROW PERCENTAGE

(Minimum 12 FTM)

100% (15-15), Jeff Lamp, Virginia, 1981
100% (13-13), Ron King, Florida St., 1972
100% (12-12), *Kiki Vandeweghe, UCLA, 1980
95.0% (19-20), Bill Bradley, Princeton, 1965
94.7% (18-19), Dick Estergard, Bradley, 1954

REBOUNDS

50, Bill Russell, San Francisco, 1956
41, Elgin Baylor, Seattle, 1958
41, Lew Alcindor, UCLA, 1969
41, Bill Walton, UCLA, 1972
40, Elvin Hayes, Houston, 1967
40, Akeem Olajuwon, Houston, 1983
38, Paul Hogue, Cincinnati, 1962
38, Lew Alcindor, UCLA, 1967
37, Bill Spivey, Kentucky, 1951
37, Artis Gilmore, Jacksonville, 1970

ASSISTS

23, Rumeal Robinson, Michigan, 1989
20, Michael Jackson, Georgetown, 1985
18, Mark Wade, UNLV, 1987
16, Alvin Franklin, Houston, 1984
16, Bobby Hurley, Duke, 1991
16, Lazarus Sims, Syracuse, 1996
16, Deron Williams, Illinois, 2005

BLOCKED SHOTS

10, Joakim Noah, Florida, 2006
8, Danny Manning, Kansas, 1988
7, Loren Woods, Arizona, 2001
6, Marcus Camby, Massachusetts, 1986
6, A.J. Bramlett, Arizona, 1997
6, Shane Battier, Duke, 2001

STEALS

10, Tommy Amaker, Duke, 1986
9, Mookie Blaylock, Oklahoma, 1988
9, Danny Manning, Kansas, 1988
8, Antoine Walker, Kentucky, 1996
7, Ed O'Bannon, UCLA, 1995
7, Anthony Epps, Kentucky, 1997
7, Gilbert Arenas, Arizona, 2001
7, Juan Dixon, Maryland, 2002
7, Mario Chalmers, Kansas, 2008

Team Records

POINTS

199, UCLA, 1965
196, *St. Joseph's, 1961
194, Princeton, 1965
193, UNLV, 1990
189, UNLV, 1977
188, UCLA, 1964
187, Utah, 1961
186, Drake, 1969
180, Michigan, 1964
180, North Carolina, 1972
180, Kentucky, 1975

FIELD GOALS

88, UNLV, 1977
78, Princeton, 1965
77, Utah, 1961
77, UCLA, 1965
77, Drake, 1969

FIELD GOALS ATTEMPTED

181, *Western Ky., 1971
177, *St. Joseph's, 1961
176, Rutgers, 1976
176, Penn, 1979
175, UNLV, 1977

FIELD-GOAL PERCENTAGE

62.1% (64-103), Michigan St., 1979
61.7% (71-115), UCLA, 1973
57.6% (38-66), Villanova, 1985
57.3% (63-110), Ohio St., 1961
57.0% (61-107), Kansas, 1988

THREE-POINT FIELD GOALS

24, Illinois, 2005
22, Arkansas, 1995
19, Kentucky, 1997
19, Florida, 2007
18, UNLV, 1990
18, Indiana, 2002
18, Syracuse, 2003
18, Florida, 2006

THREE-POINT FIELD GOALS ATTEMPTED

70, Illinois, 2005
62, Arkansas, 1995
54, Duke, 2001
53, Kentucky, 1997
46, Florida, 2000

THREE-POINT FIELD-GOAL PERCENTAGE

(Minimum Nine 3FGM)

62.1% (18-29), UNLV, 1990
60.0% (9-15), Indiana, 1987
58.1% (18-31), Syracuse, 2003
55.6% (10-18), Duke, 1991
55.6% (10-18), North Carolina, 1993

FREE THROWS MADE

62, Duke, 1978
62, *St. Joseph's, 1961
57, UCLA, 1969
56, Bradley, 1954
51, Illinois, 1951
51, Colorado, 1955

FREE THROWS ATTEMPTED

85, UCLA, 1969
76, Bradley, 1954
72, *St. Joseph's, 1961
71, Illinois, 1951
71, Duke, 1978
71, Connecticut, 2004

FREE-THROW PERCENTAGE

(Minimum 20 FTM)

88.7% (47-53), Virginia, 1981
87.5% (28-32), Marquette, 1977
87.3% (62-71), Duke, 1978
86.2% (25-29), Kansas, 2008
86.1% (62-72), *St. Joseph's, 1961

REBOUNDS

127, Houston, 1967
125, Michigan St., 1957
125, *Western Ky., 1971
109, UCLA, 1969
108, Houston, 1968
107, Ohio St., 1968
106, Kentucky, 1975
105, UCLA, 1967
105, UCLA, 1968
104, Utah, 1961
104, Kansas, 2003

ASSISTS

44, UNLV, 1990
42, Louisville, 1986
42, Michigan, 1989
42, Kentucky, 1996
40, Kansas, 2003

BLOCKED SHOTS

15, Maryland, 2002
14, Arizona, 2001
14, Florida, 2006
13, Kansas, 1988
13, Duke, 1994
13, Kentucky, 1998

STEALS

24, Arkansas, 1995
23, Duke, 1986
23, Kentucky, 1996
23, Kentucky, 1997
22, UNLV, 1990

PERSONAL FOULS

62, Penn, 1979
59, Kentucky, 1975
57, St. John's (N.Y.), 1952
56, Oklahoma St., 1951
56, Syracuse, 1975

Final Four Cumulative Records

*does not include vacated years

Team Records

CHAMPIONSHIP TITLES

- 11, UCLA, 1964-95
- 7, Kentucky, 1948-98
- 5, Indiana, 1940-87
- 4, North Carolina, 1957-2005
- 3, Duke, 1991-2001
- 3, Kansas, 1952-2008
- 2, Cincinnati, 1961-62
- 2, Connecticut, 1999-2004
- 2, Florida, 2006-07
- 2, Louisville, 1980-86
- 2, Michigan St., 1979-2000
- 2, North Carolina St., 1974-83
- 2, Oklahoma St., 1945-46
- 2, San Francisco, 1955-56

FINAL FOUR APPEARANCES

- 17, North Carolina, 1946-2008
- 17, *UCLA, 1962-2008
- 14, Duke, 1963-2004
- 13, Kansas, 1940-2008
- 13, Kentucky, 1942-98
- 10, Ohio St., 1939-2007
- 8, Indiana, 1940-2002
- 8, Louisville, 1959-2005

- 6, Arkansas, 1945-95
- 6, Cincinnati, 1959-92
- 6, Michigan St., 1957-2005
- 6, Oklahoma St., 1945-2004

CONSECUTIVE FINAL FOUR APPEARANCES

- 10, UCLA, 1967-76
- 5, Cincinnati, 1959-63
- 5, Duke, 1988-92
- 3, Houston, 1982-84
- 3, Kentucky, 1996-98
- 3, Michigan St., 1999-2001
- 3, North Carolina, 1967-69
- 3, Ohio St., 1944-46
- 3, Ohio St., 1960-62
- 3, San Francisco, 1955-57
- 3, UCLA, 2006-08

FINAL FOUR GAMES

- 32, *UCLA, 1967-2008
- 28, North Carolina, 1946-2008
- 25, Duke, 1963-2004
- 23, Kansas, 1940-2008
- 23, Kentucky, 1942-98
- 17, Ohio St., 1939-2007
- 15, Indiana, 1940-2002
- 13, Louisville, 1959-2005
- 11, Cincinnati, 1959-92
- 10, Oklahoma St., 1945-2004

FINAL FOUR WINS

- 25, *UCLA, 1962-2008

- 17, Kentucky, 1942-98
- 14, Duke, 1963-2004
- 13, North Carolina, 1946-2008
- 12, Indiana, 1940-2002
- 11, Kansas, 1940-2008
- 8, Ohio St., 1939-2007
- 7, Cincinnati, 1959-92
- 5, Georgetown, 1943-2007
- 5, Louisville, 1959-2005
- 5, *Michigan, 1964-89
- 5, North Carolina St., 1950-83
- 5, Oklahoma St., 1945-2004
- 5, San Francisco, 1955-57

FINAL FOUR WINNING PERCENTAGE (Minimum Three Games)

- 100.0% (4-0), Connecticut, 1999-2004
- 83.3% (5-1), North Carolina St., 1950-83
- 83.3% (5-1), San Francisco, 1955-57
- 80.6% (25-6), *UCLA, 1962-2008
- 80.0% (12-3), Indiana, 1940-2002
- 75.0% (3-1), Holy Cross, 1947-48
- 75.0% (3-1), La Salle, 1954-55
- 73.9% (17-6), Kentucky, 1942-98
- 71.4% (5-2), Florida, 1994-2007
- 66.7% (2-1), Maryland, 2001-02
- 66.7% (2-1), Stanford, 1942-98
- 66.7% (2-1), Villanova, 1939-85
- 66.7% (2-1), Wisconsin, 1941-2000

Championship Team Season Statistics

Year	Champion	G	Won	Lost	FG	FGA	Pct.	3FG	3FGA	Pct.	FT	FTA	Pct.	Reb.	Avg. Ast.	Blk.	Stl.	Pts.	Avg.
1939	Oregon	34	29	5	638						406							1,682	49.5
1940	Indiana	23	20	3	429						190							1,048	45.6
1941	Wisconsin	23	20	3	355						294							1,004	43.7
1942	Stanford	32	28	4														1,299	40.6
1943	Wyoming	33	31	2	836						287							1,959	59.4
1944	Utah	26	22	4														1,374	52.8
1945	Oklahoma St.	31	27	4	676						325	576	56.4					1,677	54.1
1946	Oklahoma St.	33	31	2	644						375	616	60.9					1,663	50.4
1947	Holy Cross	30	27	3	739						348							1,826	60.9
1948	Kentucky	33	31	2	916	2,925	31.3				447	714	62.6					2,279	69.1
1949	Kentucky	34	32	2	903	2,756	32.8				514	728	70.6					2,320	68.2
1950	CCNY	29	24	5	780	2,150	36.3				433	751	57.7					1,993	68.7
1951	Kentucky	34	32	2	1,029	3,013	34.2				482	744	64.8	2,109	62.0			2,540	74.7
1952	Kansas	28	26	2	748	1,906	39.2				491	707	69.4	1,011	36.1			1,987	71.0
1953	Indiana	26	23	3	737	2,019	36.5				638	910	70.1	1,005	38.7			2,112	81.2
1954	La Salle	30	26	4	850	2,250	37.8				561	841	66.7	1,532	51.1			2,261	75.4
1955	San Francisco	29	28	1	693	1,750	39.6				566	861	65.7	1,326	45.7			1,952	67.3
1956	San Francisco	29	29	0	815	2,106	38.7				463	766	60.4	1,573	54.2			2,093	72.2
1957	North Carolina	32	32	0	860	1,996	43.1				817	1,165	70.1	1,495	46.7			2,537	79.3
1958	Kentucky	29	23	6	832	2,233	37.3				502	680	73.8	1,562	53.9			2,166	74.7
1959	California	29	25	4	720	1,774	40.6				414	653	63.4	1,307	45.1			1,854	63.9
1960	Ohio St.	28	25	3	1,044	2,101	49.7				444	619	71.7	1,447	51.7			2,532	90.4
1961	Cincinnati	30	27	3	897	1,962	45.7				457	722	63.3	1,553	51.8			2,251	75.0
1962	Cincinnati	31	29	2	879	1,967	44.7				480	759	63.2	1,536	49.5			2,238	72.2
1963	Loyola (Ill.)	31	29	2	1,081	2,463	43.9				685	949	72.2	1,792	57.8			2,847	91.8
1964	UCLA	30	30	0	1,023	2,256	45.3				620	963	64.4	1,670	55.7			2,666	88.9
1965	UCLA	30	28	2	1,000	2,172	46.0				589	892	66.0	1,559	52.0			2,589	86.3
1966	UTEP	29	28	1	846	1,899	44.5				568	812	70.0	1,430	49.3			2,260	77.9
1967	UCLA	30	30	0	1,082	2,081	52.0				523	783	66.8	1,495	49.8			2,687	89.6
1968	UCLA	30	29	1	1,161	2,321	50.0				480	700	68.6	1,603	53.4			2,802	93.4
1969	UCLA	30	29	1	1,027	1,999	51.4				486	752	64.6	1,513	50.4			2,540	84.7
1970	UCLA	30	28	2	1,083	2,184	49.6				593	852	69.6	1,519	50.6			2,759	92.0
1971	UCLA	30	29	1	995	2,197	45.3				514	789	65.1	1,574	52.5			2,504	83.5
1972	UCLA	30	30	0	1,140	2,262	50.4				558	803	69.5	1,647	54.9			2,838	94.6
1973	UCLA	30	30	0	1,054	2,032	51.9				332	527	63.0	1,469	49.0			2,440	81.3
1974	North Carolina St.	31	30	1	1,157	2,319	49.9				519	733	70.8	1,452	46.8			2,833	91.4
1975	UCLA	31	28	3	1,063	2,217	47.9				500	712	70.2	1,398	45.1			2,626	84.7
1976	Indiana	32	32	0	1,083	2,094	51.7				462	662	69.8	1,324	41.4			2,628	82.1
1977	Marquette	32	25	7	905	1,916	47.2				446	573	77.8	1,170	36.6			2,256	70.5
1978	Kentucky	32	30	2	1,040	1,922	54.1				613	808	75.9	1,171	36.6			2,693	84.2
1979	Michigan St.	32	26	6	932	1,769	52.7				559	775	72.1	1,108	34.6			2,423	75.7
1980	Louisville	36	33	3	1,083	2,078	52.1				604	880	68.6	1,367	38.0			2,770	76.9
1981	Indiana	35	26	9	978	1,846	53.0				495	665	74.4	1,201	34.3			2,451	70.0
1982	North Carolina	34	32	2	895	1,668	53.7				477	689	69.2	999	29.4			2,269	66.7
1983	North Carolina St.	36	26	10	995	2,108	47.2				509	740	68.8	1,237	34.4			2,499	69.4

Year	Champion	G	Won	Lost	FG	FGA	Pct.	3FG	3FGA	Pct.	FT	FTA	Pct.	Reb.	Avg.	Ast.	Blk.	Stl.	Pts.	Avg.
1984	Georgetown	37	34	3	1,043	2,051	50.9				662	977	67.8	1,481	40.0	634			2,748	74.3
1985	Villanova	35	25	10	909	1,784	51.0				585	818	71.5	1,184	33.8	545			2,403	68.7
1986	Louisville	39	32	7	1,212	2,281	53.1				672	917	73.3	1,450	37.2	724	256	216	3,096	79.4
1987	Indiana	34	30	4	1,033	2,015	51.3	130	256	50.8	610	795	76.7	1,189	35.0	543	215	135	2,806	82.5
1988	Kansas	38	27	11	1,111	2,134	52.1	78	233	33.5	562	814	69.0	1,351	35.6	670	137	325	2,862	75.3
1989	Michigan	37	30	7	1,325	2,341	56.6	196	419	46.8	547	744	73.5	1,395	37.7	745	113	226	3,393	91.7
1990	UNLV	40	35	5	1,356	2,672	50.7	260	690	37.7	767	1,097	69.9	1,668	41.7	926	218	389	3,739	93.5
1991	Duke	39	32	7	1,227	2,401	51.1	176	459	38.3	791	1,089	72.6	1,414	36.3	689	160	362	3,421	87.7
1992	Duke	36	34	2	1,108	2,069	53.6	171	394	43.4	780	1,043	74.8	1,229	34.1	653	141	294	3,167	88.0
1993	North Carolina	38	34	4	1,219	2,407	50.6	168	452	37.2	666	943	70.6	1,561	41.1	698	145	357	3,272	86.1
1994	Arkansas	34	31	3	1,154	2,363	48.8	301	777	38.7	567	834	68.0	1,416	41.6	687	129	352	3,176	93.4
1995	UCLA	33	31	2	1,079	2,102	51.3	118	346	34.1	613	865	70.9	1,334	40.4	653	139	312	2,889	87.5
1996	Kentucky	36	34	2	1,198	2,461	48.7	266	670	39.7	630	883	71.3	1,501	41.7	783	176	435	3,292	91.4
1997	Arizona	34	25	9	1,015	2,241	45.3	222	600	37.0	598	913	65.5	1,377	40.5	567	100	358	2,850	83.8
1998	Kentucky	39	35	4	1,161	2,409	48.2	250	681	36.7	551	816	67.5	1,640	42.1	691	240	341	3,123	80.1
1999	Connecticut	36	34	2	986	2,111	46.7	174	506	34.4	635	868	73.2	1,451	40.3	551	151	287	2,781	77.3
2000	Michigan St.	39	32	7	1,018	2,148	47.4	253	669	37.8	600	816	73.5	1,521	39.0	602	105	256	2,889	74.1
2001	Duke	39	35	4	1,217	2,530	48.1	407	1,057	38.5	697	1,002	69.6	1,505	38.6	701	196	411	3,538	90.7
2002	Maryland	36	32	4	1,083	2,248	48.2	217	580	37.4	677	933	72.6	1,479	41.1	714	216	302	3,060	85.0
2003	Syracuse	35	30	5	1,020	2,146	47.5	186	540	34.4	559	806	69.4	1,425	40.7	523	247	298	2,785	79.6
2004	Connecticut	39	33	6	1,154	2,403	48.0	249	619	40.2	516	828	62.3	1,742	44.7	681	315	233	3,073	78.8
2005	North Carolina	37	33	4	1,128	2,260	49.9	277	689	40.3	724	998	72.5	1,499	40.5	706	142	362	3,257	88.0
2006	Florida	39	33	6	1,061	2,120	50.0	289	738	39.2	641	862	74.4	1,402	35.9	650	207	297	3,052	78.3
2007	Florida	40	35	5	1,125	2,138	52.6	297	727	40.9	646	936	69.0	1,504	37.6	614	194	266	3,193	79.8
2008	Kansas	40	37	3	1,176	2,314	50.8	271	683	39.7	598	852	70.2	1,547	38.7	721	235	356	3,221	80.5

Most Outstanding Players and Their Final Four Statistics

Year	Player, Team	Cl.	G	FG-A	3FG-A	FT-A	Reb.	Ast.	Blk.	Stl.	PF	Pts.	
1939	Jimmy Hull, Ohio St.	Sr.	2	15		10-12					3	40	
1940	Marv Huffman, Indiana	Sr.	2	7		4						18	
1941	John Kotz, Wisconsin	So.	2	8		6					3	22	
1942	Howie Dallmar, Stanford	So.	2	8		4-6						0	20
1943	Kenny Sailors, Wyoming	Jr.	2	10		8-11						5	28
1944	Arnie Ferrin, Utah	Fr.	2	11		6						28	
1945	Bob Kurland, Oklahoma St.	Jr.	2	16		5					6	37	
1946	Bob Kurland, Oklahoma St.	Sr.	2	21		10-15						8	52
1947	George Kaftan, Holy Cross	So.	2	18		12-17						6	48
1948	Alex Groza, Kentucky	Jr.	2	16		5						37	
1949	Alex Groza, Kentucky	Sr.	2	19		14						9	52
1950	Irwin Dambrot, CCNY	Sr.	2	12-28		4-8						3	28
1951	Bill Spivey, Kentucky	Sr.	2	20-50		10-16	37					7	50
1952	Clyde Lovellette, Kansas	Sr.	2	24		18						66	
1953	+ B.H. Born, Kansas	Jr.	2	17		17						51	
1954	Tom Gola, La Salle	Jr.	2	12		14						38	
1955	Bill Russell, San Francisco	Jr.	2	19		9						47	
1956	† Hal Lear, Temple	Sr.	2	32		16						80	
1957	+ Wilt Chamberlain, Kansas	So.	2	18-35		19-27	25					3	55
1958	+ Elgin Baylor, Seattle	Jr.	2	18-53		12-16	41					7	48
1959	+ Jerry West, West Virginia	Jr.	2	22-33		22-32	25					7	66
1960	Jerry Lucas, Ohio St.	So.	2	16-24		3-3	23					4	35
1961	+ Jerry Lucas, Ohio St.	Jr.	2	20-28		16-17	25					6	56
1962	Paul Hogue, Cincinnati	Sr.	2	23-36		12-19	38					5	58
1963	† Art Heyman, Duke	Sr.	2	18-44		15-22	19					8	51
1964	Walt Hazzard, UCLA	Sr.	2	11-20		8-12	10					7	30
1965	† Bill Bradley, Princeton	Sr.	2	34-54		19-20	24					9	87
1966	‡ Jerry Chambers, Utah	Sr.	2	25-47		20-24	35					6	70
1967	Lew Alcindor, UCLA	So.	2	14-23		11-24	38					1	39
1968	Lew Alcindor, UCLA	Jr.	2	22-35		9-10	34					6	53
1969	Lew Alcindor, UCLA	Sr.	2	23-34		16-25	41					5	62
1970	Sidney Wicks, UCLA	Jr.	2	15-21		9-15	34					6	39
1971	*+ Howard Porter, Villanova	Sr.	2	20-41		7-9	24					5	47
1972	Bill Walton, UCLA	So.	2	20-29		17-23	41					6	57
1973	Bill Walton, UCLA	Jr.	2	28-34		2-5	30					8	58
1974	David Thompson, North Carolina St.	Jr.	2	19-37		11-14	17					6	49
1975	Richard Washington, UCLA	So.	2	23-42		8-11	20					8	54
1976	Kent Benson, Indiana	Jr.	2	17-34		7-11	18					7	41
1977	Butch Lee, Marquette	Jr.	2	11-32		8-8	6	2	1	1		4	30
1978	Jack Givens, Kentucky	Sr.	2	28-43		8-12	17	4	1	3		6	64
1979	Magic Johnson, Michigan St.	So.	2	17-25		19-22	17	3	0	2		5	53
1980	Darrell Griffith, Louisville	Sr.	2	23-37		11-16	7	15	0	2		4	57
1981	Isiah Thomas, Indiana	So.	2	14-25		9-11	4	9	3	4		8	37
1982	James Worthy, North Carolina	Jr.	2	20-27		2-7	8	9	0	4		6	42
1983	+ Akeem Olajuwon, Houston	So.	2	16-29		9-14	40	3	2	5		5	41
1984	Patrick Ewing, Georgetown	Jr.	2	8-14		2-2	18	1	15	1		7	18
1985	Ed Pinckney, Villanova	Sr.	2	8-14		12-16	15	6	3	0		6	28
1986	Pervis Ellison, Louisville	Fr.	2	15-25		6-8	24	2	3	1		7	36
1987	Keith Smart, Indiana	Jr.	2	14-22	0-1	7-9	7	7	0	2		7	35
1988	Danny Manning, Kansas	Sr.	2	25-45	0-1	6-9	17	4	8	9		6	56
1989	Glen Rice, Michigan	Sr.	2	24-49	7-16	4-4	16	1	0	3		3	59




Photo by Rich Clarkson/NCAA Photos

In the two games of the 1979 Final Four, Magic Johnson gathered 17 rebounds and scored 52 points while shooting 68 percent from the floor and 86 percent at the line to help Michigan State win the title and earn himself the Most Outstanding Player award.




Photo by Rich Clarkson/NCAA Photos

In the two games of the 1993 Final Four, North Carolina's Donald Williams earned the Most Outstanding Player award by scoring 50 points with 10-of-14 shooting from three-point range and hitting all 10 of his free throw attempts.

Year	Player, Team	Cl.	G	FG-A	3FG-A	FT-A	Reb.	Ast.	Blk.	Stl.	PF	Pts.
1990	Anderson Hunt, UNLV	So.	2	19-31	9-16	2-4	4	9	1	1	1	49
1991	Christian Laettner, Duke	Jr.	2	12-22	1-1	21-23	17	2	1	2	5	46
1992	Bobby Hurley, Duke	Jr.	2	10-24	7-12	8-10	3	11	0	3	6	35
1993	Donald Williams, North Carolina	So.	2	15-23	10-14	10-10	4	1	0	2	2	50
1994	Corliss Williamson, Arkansas	So.	2	21-42	0-0	10-14	21	8	3	4	3	52
1995	Ed O'Bannon, UCLA	Sr.	2	16-35	3-8	10-13	25	3	1	7	3	45
1996	Tony Delk, Kentucky	Sr.	2	15-36	8-16	6-11	9	2	2	3	4	44
1997	Miles Simon, Arizona	Jr.	2	17-37	3-10	17-22	8	6	1	0	1	54
1998	Jeff Sheppard, Kentucky	Sr.	2	16-29	4-10	7-9	10	7	0	4	4	43
1999	Richard Hamilton, Connecticut	Jr.	2	20-39	3-7	8-11	12	4	1	2	4	51
2000	Mateen Cleaves, Michigan St.	Sr.	2	8-18	3-4	10-12	6	5	0	2	4	29
2001	Shane Battier, Duke	Sr.	2	13-26	5-12	12-17	19	8	6	2	4	43
2002	Juan Dixon, Maryland	Sr.	2	10-18	5-11	8-11	3	5	0	7	3	33
2003	Carmelo Anthony, Syracuse	Fr.	2	19-35	6-9	9-11	24	8	0	4	5	53
2004	Emeka Okafor, Connecticut	Jr.	2	17-26	0-0	8-15	22	2	4	1	6	42
2005	Sean May, North Carolina	Jr.	2	19-29	0-0	10-14	17	5	2	1	3	48
2006	Joakim Noah, Florida	So.	2	12-20	0-1	4-4	17	5	10	2	5	28
2007	Corey Brewer, Florida	Jr.	2	9-19	7-13	7-8	10	2	3	3	5	32
2008	Mario Chalmers, Kansas	Jr.	2	10-23	3-9	6-8	7	6	0	7	6	29

+team finished second; †team finished third; ‡team finished fourth; *record later vacated

Final Wire Service Polls No. 1 Teams

Year	AP Poll	UPI Poll	NCAA Champion	Champion's Final Ranking	
				AP	UPI
1949	Kentucky	—	Kentucky	1	—
1950	Bradley	—	CCNY	NR	—
1951	Kentucky	Kentucky	Kentucky	1	1
1952	Kentucky	Kentucky	Kansas	8	3
1953	Indiana	Indiana	Indiana	1	1
1954	Kentucky	Indiana	La Salle	2	NR
1955	San Francisco	San Francisco	San Francisco	1	1
1956	San Francisco	San Francisco	San Francisco	1	1
1957	North Carolina	North Carolina	North Carolina	1	1
1958	West Virginia	West Virginia	Kentucky	9	NR
1959	Kansas St.	Kansas St.	California	NR	9
1960	Cincinnati	Cincinnati	Ohio St.	3	3
1961	Ohio St.	Ohio St.	Cincinnati	2	2
1962	Ohio St.	Ohio St.	Cincinnati	2	2
1963	Cincinnati	Cincinnati	Loyola (Ill.)	3	4
1964	UCLA	UCLA	UCLA	1	1
1965	Michigan	Michigan	UCLA	2	2
1966	Kentucky	Kentucky	UTEP	3	3
1967	UCLA	UCLA	UCLA	1	1
1968	Houston	Houston	UCLA	2	2
1969	UCLA	UCLA	UCLA	1	1
1970	Kentucky	Kentucky	UCLA	2	2
1971	UCLA	UCLA	UCLA	1	1
1972	UCLA	UCLA	UCLA	1	1
1973	UCLA	UCLA	UCLA	1	1
1974	North Carolina St.	North Carolina St.	North Carolina St.	1	1
1975	UCLA	Indiana	UCLA	1	2
1976	Indiana	Indiana	Indiana	1	1
1977	Michigan	Michigan	Marquette	7	14
1978	Kentucky	Kentucky	Kentucky	1	1
1979	Indiana St.	Indiana St.	Michigan St.	3	4
1980	DePaul	DePaul	Louisville	2	4
1981	DePaul	DePaul	Indiana	9	9
1982	North Carolina	North Carolina	North Carolina	1	1
1983	Houston	Houston	North Carolina St.	16	14
1984	North Carolina	North Carolina	Georgetown	2	2
1985	Georgetown	Georgetown	Villanova	NR	NR
1986	Duke	Duke	Louisville	7	7
1987	UNLV	UNLV	Indiana	3	2
1988	Temple	Temple	Kansas	NR	NR
1989	Arizona	Arizona	Michigan	10	10
1990	Oklahoma	Oklahoma	UNLV	3	3
1991	UNLV	UNLV	Duke	6	6
1992	Duke	Duke	Duke	1	1
1993	Indiana	USA/NABC	NCAA Champion	AP	USA
1994	North Carolina	Indiana	North Carolina	4	2
1995	UCLA	Arkansas	Arkansas	2	1
1996	Massachusetts	UCLA	UCLA	1	1
1997	Kansas	Massachusetts	Kentucky	2	2
1998	North Carolina	Kansas	Arizona	15	13
1999	Duke	North Carolina	Kentucky	5	6
2000	Duke	Duke	Connecticut	3	3
2001	Duke	Duke	Michigan St.	2	2
2002	Duke	Duke	Duke	1	1
2003	Kentucky	Duke	Maryland	4	4
2004	Stanford	Kentucky	Syracuse	13	12
2005	Illinois	Stanford	Connecticut	7	7
		Illinois	North Carolina	2	3

Tournament trivia

Question...

What school was the last to be ranked No. 1 in the AP poll every week of the season and go on to win the title?

Answer...

Duke in 1992.

Year	AP Poll	USA/NABC	NCAA Champion	AP	USA
2006	Duke	Duke	Florida	11	10
2007	Ohio St.	Ohio St.	Florida	3	3
2008	North Carolina	North Carolina	Kansas	4	4

NR—Not Ranked in Top 20 (Top 10 from 1949-67).
 Note: Final poll rankings are released before the NCAA tournament.

Associated Press No. 1 vs. No. 2 in the Championship Game

Date	No. 1, Score	W-L	No. 2, Score	Site
Mar. 26, 1949	Kentucky 46	W	Oklahoma St. 36	Seattle
Mar. 23, 1957	North Carolina 54	W (3ot)	Kansas 53	Kansas City, MO
Mar. 25, 1961	Ohio St. 65	L (ot)	Cincinnati 70	Kansas City, MO
Mar. 24, 1962	Ohio St. 59	L	Cincinnati 71	Louisville, KY
Mar. 20, 1965	Michigan 80	L	UCLA 91	Portland, OR
Mar. 19, 1966	Kentucky 65	L	UTEP 72	College Park, MD
Mar. 31, 1975	UCLA 92	W	Kentucky 85	San Diego
Apr. 4, 2005	Illinois 70	L	North Carolina, 75	St. Louis, MO

Seeds at the Final Four

Year	Seeds	Teams
1979	1, 2, 2, 9 (14)	Indiana St., Michigan St. , DePaul, Penn
1980	2, 5, 6, 8 (21)	Louisville , Iowa, Purdue, UCLA
1981	1, 1, 2, 3 (7)	Virginia, LSU, North Carolina, Indiana
1982	1, 1, 3, 6 (11)	North Carolina , Georgetown, Louisville, Houston
1983	1, 1, 4, 6 (12)	Houston, Louisville, Georgia, North Carolina St.
1984	1, 1, 2, 7 (11)	Kentucky, Georgetown , Houston, Virginia
1985	1, 1, 2, 8 (12)	St. John's (N.Y.), Georgetown, Memphis, Villanova
1986	1, 1, 2, 11 (15)	Duke, Kansas, Louisville , LSU
1987	1, 1, 2, 6 (10)	UNLV, Indiana , Syracuse, Providence
1988	1, 1, 2, 6 (10)	Arizona, Oklahoma, Duke, Kansas
1989	1, 2, 3, 3 (9)	Illinois, Duke, Seton Hall, Michigan
1990	1, 3, 4, 4 (12)	UNLV , Duke, Georgia Tech, Arkansas
1991	1, 1, 2, 3 (7)	UNLV, North Carolina, Duke , Kansas
1992	1, 2, 4, 6 (13)	Duke , Indiana, Cincinnati, Michigan
1993	1, 1, 1, 2 (5)	North Carolina , Kentucky, Michigan, Kansas
1994	1, 2, 2, 3 (8)	Arkansas , Arizona, Duke, Florida
1995	1, 2, 2, 4 (9)	UCLA , Arkansas, North Carolina, Oklahoma St.
1996	1, 1, 4, 5 (11)	Kentucky , Massachusetts, Syracuse, Mississippi St.
1997	1, 1, 1, 4 (7)	Kentucky, Minnesota, North Carolina, Arizona
1998	1, 2, 3, 3 (9)	North Carolina, Kentucky , Stanford, Utah
1999	1, 1, 1, 4 (7)	Connecticut , Duke, Michigan St., Ohio St.
2000	1, 5, 8, 8 (22)	Michigan St. , Florida, North Carolina, Wisconsin
2001	1, 1, 2, 3 (7)	Duke , Michigan St., Arizona, Maryland
2002	1, 1, 2, 5 (9)	Kansas, Maryland , Oklahoma, Indiana
2003	1, 2, 3, 3 (9)	Texas, Kansas, Marquette, Syracuse
2004	1, 2, 2, 3 (8)	Duke, Connecticut , Oklahoma St., Georgia Tech
2005	1, 1, 4, 5 (11)	Illinois, North Carolina , Louisville, Michigan St.
2006	2, 3, 4, 11 (20)	UCLA, Florida , LSU, George Mason
2007	1, 1, 2, 2 (6)	Florida , Ohio State, Georgetown, UCLA
2008	1, 1, 1, 1 (4)	Kansas , Memphis, North Carolina, UCLA

Note: champion in bold

The Path to the Championship

Did the champion play the highest-seeded teams along the way?

Year	Team	Champion's Seed	1st	2nd	RSF	RF	NSF	CH	SUM
1979	Michigan St.	2		N(10)	Y(3)	Y(1)	N(9)	Y(1)	24
1980	Louisville	2		Y(7)	N(6)	Y(1)	N(5)	N(8)	27
1981	Indiana	3		Y(6)	N(7)	N(9)	Y(1)	N(2)	25
1982	North Carolina	1		N(9)	Y(4)	N(3)	N(6)	Y(1)	23
1983	North Carolina St.	6	(11)	Y(3)	N(10)	Y(1)	N(4)	Y(1)	30
1984	Georgetown	8		N(9)	N(5)	N(10)	Y(1)	N(2)	27
1985	Villanova	1	(9)	Y(1)	N(5)	Y(2)	N(2)	Y(1)	20
1986	Louisville	2	(15)	Y(7)	Y(3)	N(8)	N(11)	Y(1)	45
1987	Indiana	1	(16)	Y(8)	N(5)	N(10)	Y(1)	N(2)	42
1988	Kansas	6	(11)	N(14)	N(7)	N(4)	N(2)	Y(1)	39
1989	Michigan	3	(14)	N(11)	Y(2)	N(5)	Y(1)	N(3)	36
1990	UNLV	1	(16)	Y(8)	N(12)	N(11)	N(4)	N(3)	54
1991	Duke	2	(15)	Y(7)	N(11)	N(4)	Y(1)	N(3)	41
1992	Duke	1	(16)	N(9)	Y(4)	Y(2)	N(2)	N(6)	39
1993	North Carolina	1	(16)	Y(8)	Y(4)	Y(2)	N(2)	Y(1)	33
1994	Arkansas	1	(16)	N(9)	N(12)	N(3)	N(2)	N(2)	44
1995	UCLA	1	(16)	Y(8)	N(5)	Y(2)	N(4)	N(2)	37
1996	Kentucky	1	(16)	N(9)	Y(4)	Y(2)	Y(1)	N(4)	36
1997	Arizona	4	(13)	N(12)	Y(1)	N(10)	Y(1)	Y(1)	38
1998	Kentucky	2	(15)	N(10)	N(6)	Y(1)	N(3)	N(3)	38
1999	Connecticut	1	(16)	N(9)	N(5)	N(10)	N(4)	Y(1)	45




Photo by Brett Wilhelm/NCAA Photos

Eight times the Associated Press No. 1 has met No. 2 in the NCAA championship game. In the last such meeting after a 30-year break, No. 1 Illinois lost to No. 2 North Carolina in 2005.




Photo by Chris Steppig/NCAA Photos

The 2008 Final Four featured the first time all four No. 1 seeds advanced to the final site. Pictured here are the national semifinals when West Regional No. 1 UCLA lost to South Regional No. 1 Memphis.

Question...

All four No. 1 seeds made the Final Four in 2008. How many times have no No. 1 seeds advanced to the Final Four?

Answer...

Twice, in 1980 and 2006.

Tournament trivia

Year	Team	Champion's Seed	1st	2nd	RSF	RF	NSF	CH	SUM
2000	Michigan St.	1	(16)	Y(8)	Y(4)	Y(2)	N(8)	N(5)	43
2001	Duke	1	(16)	N(9)	Y(4)	N(6)	N(3)	N(2)	40
2002	Maryland	1	(16)	Y(8)	Y(4)	Y(2)	Y(1)	N(5)	36
2003	Syracuse	3	(14)	Y(6)	N(10)	Y(1)	Y(1)	N(2)	34
2004	Connecticut	2	(15)	Y(7)	N(6)	N(8)	Y(1)	N(3)	40
2005	North Carolina	1	(16)	N(9)	N(5)	N(6)	N(5)	Y(1)	42
2006	Florida	3	(14)	N(11)	N(7)	Y(1)	N(11)	N(2)	46
2007	Florida	1	(16)	N(9)	N(5)	N(3)	N(2)	Y(1)	36
2008	Kansas	1	(16)	Y(8)	N(12)	N(10)	Y(1)	Y(1)	48

Y—Yes; N—No; Opponent's seed in parentheses.

All-Tournament Teams

(First player listed each year was the most outstanding player.)

Final Four record later vacated is indicated by (*).

1939

Not chosen

1940

Marv Huffman, Indiana
Jay McCreary, Indiana
Bob Menke, Indiana
Howard Engleman, Kansas
Bob Allen, Kansas

1941-51

Not chosen

1952

Clyde Lovellette, Kansas
James Bredar, Illinois
John Kerr, Illinois
Dean Kelley, Kansas
Bob Zawoluk, St. John's (N.Y.)
Ron MacGilvray, St. John's (N.Y.)

1953

B.H. Born, Kansas
Bob Leonard, Indiana
Don Schlundt, Indiana
Dean Kelley, Kansas
Bob Houbregs, Washington

1954

Tom Gola, La Salle
Bob Carney, Bradley
Charlie Singley, La Salle
Jesse Arnelle, Penn St.
Roy Irvin, Southern California

1955

Bill Russell, San Francisco
Jim Ranglos, Colorado
Carl Cain, Iowa
Tom Gola, La Salle
K.C. Jones, San Francisco

1956

Hal Lear, Temple
Carl Cain, Iowa
Bill Logan, Iowa
Hal Perry, San Francisco
Bill Russell, San Francisco

1957

Wilt Chamberlain, Kansas
John Green, Michigan St.
Pete Brennan, North Carolina
Lennie Rosenbluth, North Carolina
Gene Brown, San Francisco

1958

Elgin Baylor, Seattle
Johnny Cox, Kentucky
Vern Hatton, Kentucky
Charley Brown, Seattle
Guy Rodgers, Temple

1959

Jerry West, West Virginia
Denny Fitzpatrick, California
Darrall Imhoff, California
Oscar Robertson, Cincinnati
Don Goldstein, Louisville

1960

Jerry Lucas, Ohio St.
Darrall Imhoff, California
Oscar Robertson, Cincinnati
Mel Nowell, Ohio St.
Tom Sanders, New York U.

1961

Jerry Lucas, Ohio St.
Carl Bouldin, Cincinnati
Bob Wiesenhahn, Cincinnati
Larry Siegfried, Ohio St.
*Jack Egan, St. Joseph's

1962

Paul Hogue, Cincinnati
Tom Thacker, Cincinnati
John Havlicek, Ohio St.
Jerry Lucas, Ohio St.
Len Chappell, Wake Forest

1963

Art Heyman, Duke
Ron Bonham, Cincinnati
Tom Thacker, Cincinnati
George Wilson, Cincinnati
Les Hunter, Loyola (Ill.)

1964

Walt Hazzard, UCLA
Jeff Mullins, Duke
Willie Murrell, Kansas St.
Bill Buntin, Michigan
Gail Goodrich, UCLA

1965

Bill Bradley, Princeton
Cazzie Russell, Michigan
Gail Goodrich, UCLA
Edgar Lacey, UCLA
Kenny Washington, UCLA

1966

Jerry Chambers, Utah
Jack Marin, Duke
Louie Dampier, Kentucky
Pat Riley, Kentucky
Bobby Joe Hill, UTEP

1967

Lew Alcindor, UCLA
Don May, Dayton
Elvin Hayes, Houston
Lucius Allen, UCLA
Mike Warren, UCLA

1968

Lew Alcindor, UCLA
Larry Miller, North Carolina
Lucius Allen, UCLA
Lynn Shackelford, UCLA
Mike Warren, UCLA

1969

Lew Alcindor, UCLA
Willie McCarter, Drake
Charlie Scott, North Carolina
Rick Mount, Purdue
John Vallely, UCLA

1970

Sidney Wicks, UCLA
Artis Gilmore, Jacksonville
Jimmy Collins, New Mexico St.
Curtis Rowe, UCLA
John Vallely, UCLA

1971

*Howard Porter, Villanova
*Hank Siemionkowski, Villanova
*Jim McDaniels, Western Ky.
Steve Patterson, UCLA
Sidney Wicks, UCLA

1972

Bill Walton, UCLA
Ron King, Florida St.
Jim Price, Louisville
Bob McAdoo, North Carolina
Keith Wilkes, UCLA

1973

Bill Walton, UCLA
Steve Downing, Indiana
Larry Finch, Memphis
Larry Kenon, Memphis
Ernie DiGregorio, Providence

1974

David Thompson, North Carolina St.
Maurice Lucas, Marquette
Tom Burleson, North Carolina St.
Monte Towe, North Carolina St.
Bill Walton, UCLA

1975

Richard Washington, UCLA
Kevin Grevey, Kentucky
Allen Murphy, Louisville
Jim Lee, Syracuse
Dave Meyers, UCLA

1976

Kent Benson, Indiana
Tom Abernethy, Indiana
Scott May, Indiana
Rickey Green, Michigan
Marques Johnson, UCLA

1977

Butch Lee, Marquette
Bo Ellis, Marquette
Jerome Whitehead, Marquette
Walter Davis, North Carolina
Mike O'Koren, North Carolina
Cedric Maxwell, Charlotte

1978

Jack Givens, Kentucky
Ron Brewer, Arkansas
Mike Gminski, Duke
Jim Spanarkel, Duke
Rick Robey, Kentucky

1979

Magic Johnson, Michigan St.
Mark Aguirre, DePaul
Gary Garland, DePaul
Larry Bird, Indiana St.
Greg Kelsner, Michigan St.

1980

Darrell Griffith, Louisville
Rodney McCray, Louisville
Joe Barry Carroll, Purdue
*Rod Foster, UCLA
*Kiki Vandeweghe, UCLA

1981

Isiah Thomas, Indiana
Jim Thomas, Indiana
Landon Turner, Indiana
Al Wood, North Carolina
Jeff Lamp, Virginia

1982

James Worthy, North Carolina
Patrick Ewing, Georgetown
Eric Floyd, Georgetown
Michael Jordan, North Carolina
Sam Perkins, North Carolina

1983

Akeem Olajuwon, Houston
Thurl Bailey, North Carolina St.
Sidney Lowe, North Carolina St.
Dereck Whittenburg, North Carolina St.
Milt Wagner, Louisville

1984

Patrick Ewing, Georgetown
Michael Graham, Georgetown
Alvin Franklin, Houston
Akeem Olajuwon, Houston
Michael Young, Houston

1985

Ed Pinckney, Villanova
Patrick Ewing, Georgetown
Harold Jensen, Villanova
Dwayne McClain, Villanova
Gary McLain, Villanova

1986

Pervis Ellison, Louisville
Mark Alarie, Duke
Tommy Amaker, Duke
Johnny Dawkins, Duke
Billy Thompson, Louisville

1987

Keith Smart, Indiana
Steve Alford, Indiana
Armon Gilliam, UNLV
Derrick Coleman, Syracuse
Sherman Douglas, Syracuse

1988

Danny Manning, Kansas
Sean Elliott, Arizona
Milt Newton, Kansas
Stacey King, Oklahoma
Dave Sieger, Oklahoma

1989

Glen Rice, Michigan
Danny Ferry, Duke
Rumeal Robinson, Michigan
Gerald Greene, Seton Hall
John Morton, Seton Hall

1990

Anderson Hunt, UNLV
Phil Henderson, Duke
Dennis Scott, Georgia Tech
Stacey Augmon, UNLV
Larry Johnson, UNLV

1991

Christian Laettner, Duke
Bobby Hurlley, Duke
Bill McCaffrey, Duke
Mark Randall, Kansas
Anderson Hunt, UNLV

1992

Bobby Hurler, Duke
Grant Hill, Duke
Christian Laettner, Duke
*Jalen Rose, Michigan
*Chris Webber, Michigan

1993

Donald Williams, North Carolina
Jamal Mashburn, Kentucky
*Chris Webber, Michigan
George Lynch, North Carolina
Eric Montross, North Carolina

1994

Corliss Williamson, Arkansas
Corey Beck, Arkansas
Scotty Thurman, Arkansas
Grant Hill, Duke
Antonio Lang, Duke

1995

Ed O'Bannon, UCLA
Clint McDaniel, Arkansas
Corliss Williamson, Arkansas
Bryant Reeves, Oklahoma St.
Toby Bailey, UCLA

1996

Tony Delk, Kentucky

Ron Mercer, Kentucky
*Marcus Camby, Massachusetts
Todd Burgan, Syracuse
John Wallace, Syracuse

1997

Miles Simon, Arizona
Mike Bibby, Arizona
Ron Mercer, Kentucky
Scott Padgett, Kentucky
Bobby Jackson, Minnesota

1998

Jeff Sheppard, Kentucky
Scott Padgett, Kentucky
Arthur Lee, Stanford
Michael Doleac, Utah
Andre Miller, Utah

1999

Richard Hamilton, Connecticut
Khalid El-Amin, Connecticut
Richard Moore, Connecticut
Elton Brand, Duke
Trajan Langdon, Duke

2000

Mateen Cleaves, Michigan St.
Udonis Haslem, Florida
Charlie Bell, Michigan St.

A.J. Granger, Michigan St.
Morris Peterson, Michigan St.

2001

Shane Battier, Duke
Mike Dunleavy, Duke
Jason Williams, Duke
Richard Jefferson, Arizona
Loren Woods, Arizona

2002

Juan Dixon, Maryland
Lonny Baxter, Maryland
Chris Wilcox, Maryland
Dane Fife, Indiana
Kyle Hornsby, Indiana

2003

Carmelo Anthony, Syracuse
Gerry McNamara, Syracuse
Nick Collison, Kansas
Kirk Hinrich, Kansas
Keith Langford, Kansas

2004

Emeka Okafor, Connecticut
Rashad Anderson, Connecticut
Ben Gordon, Connecticut
Will Bynum, Georgia Tech
Luke Schenscher, Georgia Tech

2005

Sean May, North Carolina
Luther Head, Illinois
Deron Williams, Illinois
Raymond Felton, North Carolina
Rashad McCants, North Carolina

2006

Joakim Noah, Florida
Corey Brewer, Florida
Taurean Green, Florida
Lee Humphrey, Florida
Jordan Farmar, UCLA

2007

Corey Brewer, Florida
Lee Humphrey, Florida
Al Horford, Florida
Mike Conley Jr., Ohio St.
Greg Oden, Ohio St.

2008

Mario Chalmers, Kansas
Darrell Arthur, Kansas
Brandon Rush, Kansas
Chris Douglas-Roberts, Memphis
Derrick Rose, Memphis

All-Decade Teams

Note: All selections made before the 1988 tournament.

ALL-TIME TEAM

Lew Alcindor, UCLA (1967-68-69)
Larry Bird, Indiana St. (1979)
Wilt Chamberlain, Kansas (1957)
Earvin "Magic" Johnson, Michigan St. (1979)
Michael Jordan, North Carolina (1982)

1939-49

Howie Dallmar, Stanford (1942)
Jim Pollard, Stanford (1942)
Kenny Sailors, Wyoming (1943)
Arnie Ferrin, Utah (1944)
Bob Kurland, Oklahoma St. (1945-46)
Gerald Tucker, Oklahoma (1947)
George Kaftan, Holy Cross (1947)
Ralph Beard, Kentucky (1948-49)
Alex Groza, Kentucky (1948-49)
Dwight Eddleman, Illinois (1949)

1950-59

Clyde Lovellette, Kansas (1952)
Tom Gola, La Salle (1954)
K.C. Jones, San Francisco (1955)

Bill Russell, San Francisco (1955-56)
Wilt Chamberlain, Kansas (1957)
Lennie Rosenbluth, North Carolina (1957)
Elgin Baylor, Seattle (1958)
Guy Rodgers, Temple (1958)
Jerry West, West Virginia (1959)
Oscar Robertson, Cincinnati (1959-60)

1960-69

Jerry Lucas, Ohio St. (1960-61)
John Havlicek, Ohio St. (1961-62)
Gail Goodrich, UCLA (1964-65)
Walt Hazzard, UCLA (1964)
Jeff Mullins, Duke (1964)
Bill Bradley, Princeton (1965)
Cazzie Russell, Michigan (1965)
Elvin Hayes, Houston (1967-68)
Lew Alcindor, UCLA (1967-68-69)
Charlie Scott, North Carolina (1968-69)

1970-79

Sidney Wicks, UCLA (1969-70)
Bill Walton, UCLA (1972-73-74)
Keith Wilkes, UCLA (1972-73-74)
David Thompson, North Carolina St. (1974)
Marques Johnson, UCLA (1975-76)
Kent Benson, Indiana (1976)
Scott May, Indiana (1976)
Jack Givens, Kentucky (1978)

Larry Bird, Indiana St. (1979)
Earvin "Magic" Johnson, Michigan St. (1979)

1980-87

Darrell Griffith, Louisville (1980)
Rodney McCray, Louisville (1980)
Isiah Thomas, Indiana (1981)
Patrick Ewing, Georgetown (1982-84-85)
Michael Jordan, North Carolina (1982)
James Worthy, North Carolina (1982)
Akeem Olajuwon, Houston (1983-84)
Ed Pinckney, Villanova (1985)
Johnny Dawkins, Duke (1986)
Steve Alford, Indiana (1987)

SELECTION PANEL

Denny Crum, Louisville
Dean Smith, North Carolina
Joe B. Hall, Kentucky
Pete Newell, California
Vic Bubas, Sun Belt Conference
Dave Gavitt, Big East Conference
Jud Heathcote, Michigan St.
John Thompson, Georgetown
Henry Iba, Oklahoma St.
John Wooden, UCLA
Wayne Duke, Big Ten Conference

**Consensus All-Americans
in the Final Four**

(Players who were consensus All-Americans the year their team played in the Final Four.)

Final Four record later vacated is indicated by ().*

Injured in regional final game and did not play in Final Four is indicated by (#).

ARIZONA

Sean Elliott 1988

ARKANSAS

Johnny Adams 1941

BRADLEY

Paul Unruh 1950

CALIFORNIA

Darrall Imhoff 1960

CINCINNATI

Oscar Robertson 1959-60
Ron Bonham 1963
Tom Thacker 1963

CONNECTICUT

Richard Hamilton 1999
Emeka Okafor 2004

DARTMOUTH

Audley Brindley 1944

DUKE

Art Heyman 1963
Johnny Dawkins 1986
Danny Ferry 1989
Christian Laettner 1992
Grant Hill 1994
Elton Brand 1999
Shane Battier 2001
Jason Williams 2001

GEORGETOWN

Eric Floyd 1982
Patrick Ewing 1984-85

HOUSTON

Elvin Hayes 1967-68
Akeem Olajuwon 1984

ILLINOIS

Rod Fletcher 1952
Dee Brown 2005

INDIANA

Kent Benson 1976
Scott May 1976
Isiah Thomas 1981

Steve Alford 1987

INDIANA ST.

Larry Bird 1979

KANSAS

Clyde Lovellette 1952
Wilt Chamberlain 1957
Danny Manning 1988
Drew Gooden 2002
Nick Collison 2003

KANSAS ST.

Bob Boozer 1958

KENTUCKY

Ralph Beard 1948-49

Alex Groza 1949
Bill Spivey 1951
Jamal Mashburn 1993
Tony Delk 1996
Ron Mercer 1997

LA SALLE

Tom Gola 1954-55

LOUISVILLE

Darrell Griffith 1980

LOYOLA (ILL.)

Jerry Harkness 1963

MARQUETTE

Dwyane Wade 2003

MARYLAND

Juan Dixon 2002

MASSACHUSETTS

Marcus Camby 1996

MEMPHIS

*Keith Lee 1985
Chris Douglas-Roberts 2008

MICHIGAN

Cazzie Russell 1965
Chris Webber 1993

MICHIGAN ST.

Magic Johnson 1979
Mateen Cleaves 1999

UNLV

Larry Johnson 1990-91

NORTH CAROLINA

Lennie Rosenbluth 1957
Larry Miller 1968
Bob McAdoo 1972
Phil Ford 1977
James Worthy 1982
Jerry Stackhouse 1995
Antawn Jamison 1998
Tyler Hansbrough 2008

NORTH CAROLINA ST.

David Thompson 1974

OHIO ST.

Jimmy Hull 1939
Jerry Lucas 1961-62

OKLAHOMA

Gerald Tucker 1947

OKLAHOMA ST.

Bob Kurland 1945-46

OREGON

Slim Wintermute 1939

PRINCETON

Bill Bradley 1965

PROVIDENCE

Ernie DiGregorio 1973

PURDUE

Rick Mount 1969
Joe Barry Carroll 1980

ST. BONAVENTURE

#Bob Lanier 1970

ST. JOHN'S (N.Y.)

Chris Mullin 1985

SAN FRANCISCO

Bill Russell 1955-56

SEATTLE

Elgin Baylor 1958

SOUTHERN CALIFORNIA

Ralph Vaughn 1940

TEMPLE

Guy Rodgers 1958

TEXAS

T.J. Ford 2003

UCLA

Walt Hazzard 1964
Gail Goodrich 1965

Lew Alcindor 1967-69
Sidney Wicks 1971
Henry Bibby 1972
Bill Walton 1972-74
Keith Wilkes 1973-74
Dave Meyers 1975
Richard Washington 1976
Ed O'Bannon 1995
Arron Afflalo 2007
Kevin Love 2008

VIRGINIA

Ralph Sampson 1981

WAKE FOREST

Len Chappell 1962

WASHINGTON

Bob Houbregs 1953

WESTERN KY.

*Jim McDaniels 1971

WISCONSIN

Gene Englund 1941

WYOMING

Kenny Sailors 1943

Game Officials

Officiated the championship game is indicated by (#).

1939

Lyle Clarno#
John Getchell#

1940

Gil MacDonald#
Ted O'Sullivan#

1941

Wally Cameron#
Bill Haarlow#

1942

Glenn Adams#
Abb Curtis#

1943

Matty Begovich#
Pat Kennedy#

1944

Paul Menton#
James Osborne#

1945

Glenn Adams#
James Beiersdorfer
Edward Boyle
Abb Curtis#

1946

Jocko Collins#
Pat Kennedy#
John Nucatola
William Orwig

1947

Hagan Anderson#
Bill Haarlow
Pat Kennedy#
William Orwig

1948

Matty Begovich
Bill Haarlow#
Gil MacDonald#
James Osborne

1949

Abb Curtis
Hal Lee#
Tim McCullough#
Cliff Ogden

1950

Lou Eisenstein#
Ronald Gibbs#

Remy Meyer
John Morrow

1951

Joe Conway#

1952

Joe Conway
Lou Eisenstein#
Al Lightner
Cliff Ogden#

1953

Joe Conway
Alex George
Al Lightner#
Cliff Ogden
Shaw#

1954

Hagan Anderson#
Dick Ball
Ross Dean#
Jim Enright

1955

Phil Fox
Mike Milner
Max Mohr
Cliff Ogden

1956

Tommy Bell
Alex George
Red Mihalik
Harvey Murdock

1957

Hagan Anderson#
Joe Conway#
Al Lightner
Cliff Ogden

1958

Joe Conway#
Al Mercer
Red Mihalik
John Morrow

1959

Tommy Bell#
Charles Chuckovits
Al Lightner
Floyd Magnusson
Red Mihalik#

1960

Joe Conway
William Fouts
Alex George#
Red Mihalik

1961

Ernest Filiberti#
Phil Fox#
Tom Glennon

Lenny Wirtz

1962

Charles Eckman#
Dan Elser
Rudy Marick#
Dan Watson

1963

Bill Busenius#
Alex George#
Tom Glennon
Chuck Ovitiz

1964

Charles Fouty
Tom Glennon#
Steve Honzo
Red Mihalik#

1965

Steve Honzo#
Bob Korte
Floyd Magnuson
Red Mihalik#

1966

Bill Busenius
Steve Honzo#
Thornton Jenkins#
Lenny Wirtz

1967

Lenny Wirtz#

1968

Bill Busenius
Charles Fouty#
Steve Honzo#
Thornton Jenkins

1969

Irv Brown#
Michael DiTomasso#
Charles Fouty
John Overby

1970

Otis Allmond
Rudy Marich
Bobby Scott#
Art White
Lenny Wirtz#

1971

Jim Bain#
Irv Brown#
Steve Honzo
Art White

1972

Irv Brown#
Reggie Copeland
Jim Hernjack
Bobby Scott#

1973

Jack Ditty
Jim Howell#
Joe Shosid#
Art White

1974

Irv Brown#
Paul Galvan
Jim Howell#
Rich Weiler

1975

Paul Galvan
Hank Nichols#
Lou Soriano
Bob Wortman#

1976

Jim Bain
Irv Brown#
Charles Fouty
Bob Wortman#

1977

Irv Brown
Reggie Copeland#
Charles Fouty
Paul Galvan#

1978

Jim Bain#
Roy Clymer#
Jim Howell
Dale Kelley

1979

Frank Buckiewicz
Gary Muncy#
Hank Nichols#
Jody Silvester
Rich Weiler
Lenny Wirtz#

1980

Robert Herrold
Larry Lembo#
Hank Nichols#
Bob Rhodes
Booker Turner
Rich Weiler#

1981

Bobby Dibbler
Jim Howell
Dale Kelley
Ken Lauderdale#
Lou Moser#
Booker Turner#

1982

John Dabrow#
Bobby Dibbler#
Joe Forte
Hank Nichols#

Tom Rucker
Bob Wortman

1983

Joe Forte#
Paul Housman#
Larry Lembo
Hank Nichols#
Booker Turner
Rich Weiler

1984

Jim Clark
Hank Nichols
Dick Paparo
Ron Spitler#
Mike Tanco#
Booker Turner#

1985

Jim Burr
John Clougherty#
Bobby Dibbler#
Willis McJunkin
Don Rutledge#
Charles Vacca

1986

John Clougherty
Tom Fincken
Joe Forte
Paul Galvan
Hank Nichols#
Dick Paparo
Pete Pavia#
Don Rutledge#
Lenny Wirtz

1987

John Clougherty
Nolan Fine#
Joe Forte#
Paul Galvan
Luis Grillo
Rusty Herring
Dick Paparo
Don Rutledge
Jody Silvester#

1988

Jim Burr
John Clougherty#
Joe Forte
Luis Grillo
Tim Higgins#
Ed Hightower#
Paul Housman
Larry Lembo
Booker Turner

1989

John Clougherty#
Mickey Crowley#
Tom Harrington

Ed Hightower

Ted Hillary
David Jones
Larry Lembo
Tom Rucker#
Don Rutledge

1990

Jim Bain
Richie Ballesteros#
Frank Bosone
Jim Burr
Gerry Donaghy
Tim Higgins#
Ed Hightower#
Dick Paparo
Jim Stupin

1991

Jim Burr#
John Clougherty
Mickey Crowley#
Gerry Donaghy
Ed Hightower
Tom O'Neill
Pete Pavia
Charles Range#
Ted Valentine

1992

Jim Burr
John Clougherty
Gerry Donaghy#
Tom Harrington#
Tim Higgins
Ed Hightower
David Libbey#
Don Rutledge
Ted Valentine

1993

Jim Burr
John Clougherty
Gerry Donaghy
Tom Harrington#
Ed Hightower#
Dick Paparo
Larry Rose
Jim Stupin#
Ted Valentine

1994

Jim Burr#
Ted Hillary
Ed Hightower
David Libbey
Tom Rucker
Mike Sanzere
Jody Silvester#
Jim Stupin
Ted Valentine#

1995

Jim Burr#
John Cahill#
Tom Harrington
Tom Lopes
Gene Monje
Dick Paparo
Andre Pattillo
Charles Range
Ted Valentine#

1996

John Clougherty#
Ed Hightower
Michael Kitts
David Libbey#
Andre Pattillo
Tom Rucker
Mike Sanzere
Frank Scagliotta
Scott Thornley#

1997

Gerald Boudreaux
Jim Burr

John Clougherty
Tim Higgins#
David Libbey
Tom O'Neill#
Andre Pattillo
Frank Scagliotta
Ted Valentine#

1998

Jim Burr#
John Clougherty
Bob Donato
Donnee Gray#
Tim Higgins
Andre Pattillo
Larry Rose
Don Rutledge
Mike Sanzere#

1999

Gerald Boudreaux#
Jim Burr
John Cahill
Tim Higgins#
David Libbey
Larry Rose

Curtis Shaw
Scott Thornley#
Mark Whitehead

2000

Gerald Boudreaux#
Jim Burr#
John Cahill
John Clougherty
Donnee Gray
David Hall#
Tim Higgins
Andre Pattillo
Jody Silvester

2001

Gerald Boudreaux#
Ed Corbett#
Bob Donato
Tony Greene
Tim Higgins
Ted Hillary
David Libbey
Mark Reischling
Scott Thornley#

2002

Jim Burr#
Dick Cartmell#
Ed Corbett
Duke Edsall
Tony Greene#
Tim Higgins
Ed Hightower
Michael Kitts
David Libbey

2003

Gerald Boudreaux#
Dick Cartmell#
Reginald Cofer#
Donnee Gray
Karl Hess
Michael Kitts
David Libbey
Tom Lopes
Larry Rose

2004

Jim Burr
Dick Cartmell#

Donnee Gray
David Hall
Verne Harris#
Tim Higgins
Ted Hillary
Randy McCall#
Olandis Poole

2005

Jim Burr
John Cahill#
Ed Corbett#
Robert Donato
Reggie Greenwood
Verne Harris#
Ed Hightower
Randy McCall
Doug Shows

2006

Jim Burr#
John Cahill#
Dick Cartmell
Ed Corbett
Tony Greene#
Karl Hess

Ed Hightower
Curtis Shaw
Ted Valentine

2007

Dick Cartmell
Ed Corbett#
Tony Greene#
Verne Harris
Karl Hess#
Mike Kitts
Tom O'Neill
Curtis Shaw
Ted Valentine

2008

John Cahill#
J.D. Collins
Ed Corbett#
Tom Eades
Tony Greene
Verne Harris
Karl Hess
Ed Hightower#
Curtis Shaw

All-Time Participants

TEAM (Appearances-Players)

ARIZONA (4-36)

Gilbert Arenas 2001
Mike Bibby 1997
Joseph Blair 1994
A.J. Bramlett 1997
Andy Brown 1994
Jud Buechler 1988
Anthony Cook 1988
Bennett Davison 1997
Michael Dickerson 1997
Eugene Edgerson 1997, 2001
Sean Elliott 1988
Kevin Flanagan 1994
Jason Gardner 2001
Reggie Geary 1994
Donnell Harris 1997
Richard Jefferson 2001
Jarvis Kelley 1994
Steve Kerr 1988
Kenny Lofton 1988
Harvey Mason 1988
Joe McLean 1994
Craig McMillan 1988
Ray Owes 1994
Khalid Reeves 1994
Jason Richey 1994
Dylan Rigdon 1994
Miles Simon 1997
Damon Stoudamire 1994
Jason Terry 1997
Tom Tolbert 1988
Joe Turner 1988
Luke Walton 2001
Justin Wessel 2001
Corey Williams 1994
Loren Woods 2001
Michael Wright 2001

ARKANSAS (6-51)

Johnny Adams 1941
O'Neal Adams 1941
Corey Beck 1994-95
Chris Bennett 1978
Ken Biley 1994
Arlyn Bowers 1990
Ron Brewer 1978
Tony Byles 1945
Gordon Carpenter 1941
Jody Copeland 1945
Jim Counce 1978
Mario Credit 1990
Todd Day 1990
Marvin Delph 1978
Al Dillard 1994-95
Bill Flynt 1945
John Freiburger 1941

Reggie Garrett 1995
Darrell Hawkins 1990
Howard Hickey 1941
Lenzie Howell 1990
Ron Huery 1990
Charles Jolliff 1945
Kenneth Kearne 1945
George Kok 1945
Warren Linn 1990
Larry Marks 1990
Elmer Martin 1995
Lee Mayberry 1990
Clint McDaniel 1994-95
Oliver Miller 1990
Sidney Moncrief 1978
Ernie Murry 1990
R.C. Pitts 1941
Ulysses Reed 1978
Ocie Richie 1945
Davor Rimac 1994-95
Nobel Robbins 1941
Darnell Robinson 1994-95
Steve Schall 1978
Frank Schumchik 1945
Mike Schumchik 1945
Dwight Stewart 1994-95
Scotty Thurman 1994-95
Paul Wheeler 1945
Cannon Whitby 1990
Landis Williams 1995
Corliss Williamson 1994-95
Lee Wilson 1994-95
Clayton Wynne 1941
Alan Zahn 1978

BAYLOR (2-15)

Gordon Carrington 1950
Gerald Cobb 1950
Bill DeWitt 1948, 50
W.A. Fleetwood 1950
William Harris 1950
Don Heathington 1948, 50
William Hickman 1948, 50
Edward Hovde 1950
Bill Johnson 1948, 50
Norman Mullins 1950
James Owens 1948
Odell Preston 1948, 50
Ralph Pulley 1948
Jackie Robinson 1948
William Srack 1948, 50

BRADLEY (2-22)

Harvey Babetch 1954
Elmer Behnke 1950
Bob Carney 1954
Mike Chianakas 1950
Dick Estergard 1954
Jack Gower 1954
Bud Grover 1950
Jim Kelly 1950
John Kent 1954
Barney Kilcullen 1954
Ed King 1954

Billy Mann 1950
Dino Melchiorre 1950
Gene Melchiorre 1950
Lee O'Connell 1954
Richard Petersen 1954
Aaron Preece 1950
John Riley 1954
Fred Schlichtman 1950
Joe Stowell 1950
Paul Unruh 1950
Lee Utt 1954

CALIFORNIA (3-29)

Bill Alexander 1960
Bob Anderson 1946
Ned Averbuck 1960
Al Buch 1959
Bob Dalton 1959
Les Dean 1946
Dick Doughty 1959-60
Denny Fitzpatrick 1959
Tandy Gillis 1960
Jack Grout 1959
Bob Hogeboom 1946
Lowell Holcombe 1946
Darrall Imhoff 1959-60
Merv LaFaille 1946
Dick Larner 1946
Jerry Mann 1960
Bill McClintock 1959-60
Stan Morrison 1960
Art Mower 1946
Ed Pearson 1960
Cal Riemcke 1946
Earl Shultz 1960
Bernie Simpson 1959
James Smith 1946
Dave Stafford 1960
George Walker 1946
Bob Wendell 1960
Andy Wolfe 1946
Jim Wray 1946

CHARLOTTE (1-12)

Ken Angel 1977
Todd Crowley 1977
Jeff Gruber 1977
Mike Hester 1977
Chad Kinch 1977
Kevin King 1977
Lew Massey 1977
Cedric Maxwell 1977
Phil Scott 1977
Melvin Watkins 1977
Lee Whitfield 1977
Jerry Winston 1977

CINCINNATI (6-36)

Mark Altenau 1961
Corie Blount 1992
Ron Bonham 1962-63
Carl Bouldin 1959-61
John Bryant 1960
Anthony Buford 1992

Jim Calhoun 1961
Dick Cetrone 1959
Ken Cunningham 1963
Ralph Davis 1959-60
Fred Dierking 1960-61
Tarrance Gibson 1992
Dale Heidotting 1961, 63
Paul Hogue 1960-62
Allen Jackson 1992
Herb Jones 1992
Mel Landfried 1959
Erik Martin 1992
Fritz Meyer 1963
Ron Nall 1959
Terry Nelson 1992
Sandy Pomerantz 1960
Ron Reis 1960
Oscar Robertson 1959-60
Jeff Scott 1992
Larry Shingleton 1961, 63
Tom Sizer 1960-62
Gene Smith 1963
Dave Tenwick 1959
Tom Thacker 1961-63
Nick Van Exel 1992
Bill Whitaker 1959
Bob Wiessenhahn 1959-61
Larry Willey 1959-60
George Wilson 1962-63
Tony Yates 1961-63

CCNY (2-18)

Mason Benson 1947
Herb Cohen 1950
Irwin Dambrot 1947, 50
Phil Farbman 1947
Everett Finestone 1947
Joe Galiber 1947, 50
Sonny Jameson 1947
Floyd Layne 1950
Norman Mager 1950
Paul Malamed 1947
Lionel Malamed 1947
Ronald Nadell 1950
Edward Roman 1950
Alvin Roth 1950
Paul Schmones 1947
Hilpy Shapiro 1947
Sidney Trubowitz 1947
Edward Warner 1950

COLORADO (2-18)

Melvin Coffman 1955
Robert Doll 1942
Jim Grant 1955
Burdette Haldorson 1955
George Hamburg 1942
George Hannah 1955
Horace Huggins 1942
Bob Jeangerard 1955
Bob Kirchner 1942
Floyd Mansfield 1955
Leason McCloud 1942
Charlie Mock 1955

Heath Nuckolls 1942
 Bill Peterson 1955
 Donald Putnam 1942
 Jim Ranglos 1955
 Wilbert Walter 1955
 Bob Yardley 1955

CONNECTICUT (2-20)

Rashad Anderson 2004
 Hilton Armstrong 2004
 Josh Boone 2004
 Denham Brown 2004
 Taliek Brown 2004
 Khalid El-Amin 1999
 Kevin Freeman 1999
 Ben Gordon 2004
 Richard Hamilton 1999
 E.J. Harrison 1999
 Rashamel Jones 1999
 Antrich Klaiber 1999
 Ricky Moore 1999
 Albert Mouring 1999
 Emeka Okafor 2004
 Edmund Saunders 1999
 Shamon Tooles 2004
 Charlie Villanueva 2004
 Jake Voskuhl 1999
 Souleymane Wane 1999

DARTMOUTH (2-20)

James Briggs 1942
 Audley Brindley 1944
 Robert Gale 1944
 Vincent Goering 1944
 Harry Leggat 1944
 Richard McGuire 1944
 Gordon McKernan 1942
 Walter Mercer 1944
 John Monahan 1944
 George Munroe 1942
 Franklin Murphy 1944
 Robert Myers 1942
 Everett Nordstrom 1944
 William Parmer 1942
 Charles Pearson 1942
 Henry Pogue 1942
 James Olsen 1942
 Connor Shaw 1942
 Stanley Skaug 1942
 Joseph Vancisin 1944

DAYTON (1-12)

Tom Heckman 1967
 Bob Hooper 1967
 Dave Inderrieden 1967
 Gene Klaus 1967
 Don May 1967
 Dan Obrovac 1967
 Dan Sadlier 1967
 John Samanich 1967
 Ned Sharpenter 1967
 Glinder Torain 1967
 Jim Wannemacher 1967
 Rudy Waterman 1967

DePAUL (2-15)

Mark Aguirre 1979
 Clyde Bradshaw 1979
 Jimmy Cominsky 1943
 Mel Frailey 1943
 Gary Garland 1979
 John Jorgenson 1943
 Tony Kelly 1943
 William Madey 1979
 Dennis McGuire 1979
 George Mikan 1943
 James Mitchem 1979
 Chris Nikitas 1979
 Bill Ryan 1943
 Dick Starzyk 1943
 Curtis Watkins 1979

DRAKE (1-12)

Don Draper 1969
 Ron Gwin 1969
 Bob Mast 1969
 Willie McCarter 1969
 Jim O'Dea 1969
 Garry Odum 1969
 Dolph Pulliam 1969
 Dale Teeter 1969
 Rick Wanamaker 1969
 Al Williams 1969
 Willie Wise 1969

Gary Zeller 1969

DUKE (14-89)

Alaa Abdelnaby 1988-90
 Mark Alarie 1986
 Tommy Amaker 1986
 Christian Ast 1992
 William Avery 1999
 Eugene Banks 1978
 Tony Barone 1966
 Shane Battier 1999, 2001
 Bob Bender 1978
 Jay Bilas 1986
 Kenny Blakeney 1992
 Carlos Boozer 2001
 Elton Brand 1999
 Robert Brickley 1988-90
 Clay Buckley 1989-90
 Jay Buckley 1963-64
 Andre Buckner 2001
 Chris Burgess 1999
 George Burgin 1989
 Ron Burt 1992
 Jeff Capel 1994
 Chris Carrarwell 1999
 Warren Chapman 1966
 Marty Clark 1992, 94
 Chris Collins 1994
 Joe Cook 1988, 90
 Ray Cox 1963-64
 Brian Davis 1989-92
 Johnny Dawkins 1986
 Luol Deng 2004
 Kenny Dennard 1978
 Sean Dockery 2004
 Chris Duhon 2001, 04
 Mike Dunleavy 2001
 Daniel Ewing 2004
 Dennis Ferguson 1963-64
 Danny Ferry 1986, 88-89
 Mike Gminski 1978
 Scott Goetsch 1978
 John Harrell 1978
 Buzzy Harrison 1963-64
 Frank Harscher 1964
 David Henderson 1986
 Phil Henderson 1988-90
 Ron Herbster 1963-64
 Art Heyman 1963
 Grant Hill 1991-92, 94
 Thomas Hill 1990-92
 Nick Horvath 2004
 Bobby Hurley 1990-92
 Nate James 1999, 2001
 Bob Jamieson 1963
 Joe Kennedy 1966
 Billy King 1986
 Brent Kitching 1963-64
 Tim Kolodziej 1966
 Greg Koubek 1988-91
 Chris Laettner 1989-92
 Antonio Lang 1991-92, 94
 Trajan Langdon 1999
 Mike Lewis 1966
 Jim Liccardo 1966
 Corey Maggette 1999
 Ted Mann 1963-64
 Jack Marin 1964, 66
 Bill McCaffrey 1990-91
 Erik Meek 1992, 94
 Lee Melchionni 2004
 Jeff Mullins 1963-64
 Greg Newton 1994
 Crawford Palmer 1989-91
 Cherokee Parks 1992, 94
 Shavlik Randolph 2004
 J.J. Redick 2004
 Bob Riedy 1966
 Casey Sanders 2001
 Fred Schmidt 1963
 John Smith 1988-89
 Quin Snyder 1988-89
 Jim Spanarkel 1978
 Kevin Strickland 1986
 Jim Suddath 1978
 Hack Tison 1963-64
 Steve Vacendak 1964, 66
 Bob Verga 1966
 Ron Wendein 1966
 Jason Williams 2001
 Shelden Williams 2004
 Weldon Williams 1986

DUQUESNE (1-7)

Moe Becker 1940
 Rudy Debnar 1940
 Lou Kasperik 1940
 Bill Lacey 1940
 Melvin Milkovich 1940
 George Reiber 1940
 Paul Widowitz 1940

FLORIDA (4-30)

Jason Anderson 1994
 Corey Brewer 2006-07
 Matt Bonner 2000
 Craig Brown 1994
 Dan Cross 1994
 Andrew DeClercq 1994
 Teddy Dupay 2000
 Svein Dyrkolbotn 1994
 Taurean Green 2006-07
 Justin Hamilton 2000
 Donnell Harvey 2000
 Udonis Haslem 2000
 Dametri Hill 1994
 Walter Hodge 2006-07
 Al Horford 2006-07
 David Huertas 2006
 Lee Humphrey 2006-07
 Martti Kuisma 1994
 Mike Miller 2000
 Adrian Moss 2006
 Brett Nelson 2000
 Joakim Noah 2006-07
 Major Parker 2000
 Chris Richard 2006-07
 Marreese Speights 2007
 Brian Thompson 1994
 Kenyan Weaks 2000
 Dan Werner 2007
 Greg Williams 1994
 Brent Wright 2000

FLORIDA ST. (1-9)

Ottis Cole 1972
 Rowland Garrett 1972
 Larry Gay 1972
 Ron Harris 1972
 Ron King 1972
 Lawrence McCray 1972
 Otto Petty 1972
 Reggie Royals 1972
 Greg Samuel 1972

GEORGE MASON (1-11)

Tim Burns 2006
 Lamar Butler 2006
 Folarin Campbell 2006
 Jordan Carter 2006
 Chris Fleming 2006
 Sammy Hernandez 2006
 Makan Konate 2006
 Jai Lewis 2006
 Gabe Norwood 2006
 Tony Skinn 2006
 Will Thomas 2006

GEORGETOWN (5-39)

Horace Broadnax 1984-85
 Fred Brown 1982, 84
 Tyler Crawford 2007
 Ralph Dalton 1984-85
 Robert Duffey 1943
 Patrick Ewing 1982, 84-85
 Patrick Ewing Jr. 2007
 William Feeney 1943
 Frank Finnerty 1943
 Eric Floyd 1982
 Kevin Floyd 1985
 Dan Gabbianelli 1943
 Michael Graham 1984
 Jeff Green 2007
 Mike Hancock 1982
 Bill Hassett 1943
 Roy Hibbert 2007
 Ron Highsmith 1985
 Henry Hyde 1943
 Michael Jackson 1984-85
 Anthony Jones 1982
 Daniel Kraus 1943
 Tyrone Lockhart 1985
 Vernon Macklin 2007
 John Mahnken 1943
 Bill Martin 1982, 84-85
 Grady Mateen 1985
 Perry McDonald 1985

Victor Morris 1984
 Lloyd Potolicchio 1943
 James Reilly 1943
 Jeremiah Rivers 2007
 Jessie Sapp 2007
 Eric Smith 1982
 Gene Smith 1982, 84
 Ed Spriggs 1982
 DaJuan Summers 2007
 Jonathan Wallace 2007
 Reggie Williams 1984-85
 David Wingate 1984-85

GEORGIA (1-8)

James Banks 1983
 Richard Corhen 1983
 Gerald Crosby 1983
 Terry Fair 1983
 Vern Fleming 1983
 Derrick Floyd 1983
 Donald Hartry 1983
 Lamar Heard 1983

GEORGIA TECH (2-17)

Kenny Anderson 1990
 Darryl Barnes 1990
 Robert Brooks 2004
 Karl Brown 1990
 Will Bynum 2004
 B.J. Elder 2004
 Jarrett Jack 2004
 Marvin Lewis 2004
 Malcolm Mackey 1990
 Anthony McHenry 2004
 Johnny McNeil 1990
 Clarence Moore 2004
 Isma'il Muhammad 2004
 Brian Oliver 1990
 Luke Schenscher 2004
 Dennis Scott 1990
 Theodis Tarver 2004

HOLY CROSS (2-14)

Charlie Bollinger 1947-48
 Bob Cousy 1947-48
 Bob Curran 1947-48
 Bert Dolan 1948
 Matthew Formon 1948
 Charlie Graver 1947
 Ken Haggerty 1947
 George Kaftan 1947-48
 Andy Laska 1947-48
 Bob McMullan 1947-48
 Joe Mullaney 1947-48
 Dermie O'Connell 1947-48
 Frank Oftring 1947-48
 Jim Riley 1947

HOUSTON (5-37)

Marvin Alexander 1984
 Benny Anders 1982-84
 Greg Anderson 1984
 Stacey Belcher 1984
 Melvin Bell 1967-68
 Andrew Benson 1967
 Don Chaney 1967-68
 Braxton Clark 1984
 Larry Cooper 1968
 Eric Davis 1982
 Eric Dickens 1984
 Clyde Drexler 1982-83
 Alvin Franklin 1983-84
 Reid Gettys 1983-84
 Derek Giles 1983-84
 Tom Gribben 1968
 Gary Grider 1967
 Neimer Hamood 1967-68
 Elvin Hayes 1967-68
 Don Kruse 1967
 Theodis Lee 1967-68
 Leary Lentz 1967
 Vern Lewis 1967-68
 Elliott McVey 1967
 Larry Micheaux 1982-83
 Akeem Olajuwon 1982-84
 Gary Orsak 1984
 David Rose 1983
 Lynden Rose 1982
 Ken Spain 1967-68
 Kent Taylor 1968
 Renaldo Thomas 1984
 James Weaver 1984
 Bryan Williams 1982-83
 Rob Williams 1982

Rickie Winslow 1984
Michael Young 1982-84

ILLINOIS (5-42)

Nick Anderson 1989
Van Anderson 1949
James Augustine 2005
Steve Bardo 1989
Kenny Battle 1989
Max Baumgardner 1951
Theodore Beach 1949, 51
Irving Bemoras 1951-52
James Bredar 1951-52
Dee Brown 2005
Warren Carter 2005
James Cottrell 1949
Dwight Eddleman 1949
William Erickson 1949
Rod Fletcher 1951-52
Richard Foley 1949
Clive Follmer 1951-52
Mack Follmer 1951
Roy Gatewood 1949
Herbert Gerecke 1951-52
Kendall Gill 1989
Fred Green 1949
Lowell Hamilton 1989
Luther Head 2005
Max Hooper 1952
Jack Ingram 2005
John Kerr 1952
Walter Kersulis 1949
Marcus Liberty 1989
James Marks 1949
John Marks 1951
Richard McBride 2005
Walter Osterkorn 1949
Robert Peterson 1951-52
Roger Powell Jr. 2005
Ervin Small 1989
Larry Smith 1989
Nick Smith 2005
Don Sunderlage 1949, 51
James Schuldt 1951
Deron Williams 2005
James Wright 1952

INDIANA (8-82)

Tom Abernethy 1973, 76
Steve Ahlfeld 1973
Steve Alford 1987
Eric Anderson 1992
Paul Armstrong 1940
Damon Bailey 1992
Kent Benson 1976
Quinn Buckner 1973, 76
Phil Byers 1953
Rick Calloway 1987
Goethe Chambers 1953
Calbert Cheaney 1992
Tom Coverdale 2002
Jim Crews 1973, 76
Jim DeaKyne 1953
Ralph Dorsey 1940
Steve Downing 1973
Bob Dro 1940
Dick Farley 1953
Dane Fife 2002
Chet Francis 1940
Chuck Franz 1981
Steve Eyl 1987
Dean Garrett 1987
Greg Graham 1992
Steve Green 1973
Jim Gridley 1940
Glen Grunwald 1981
Mark Haymore 1976
Alan Henderson 1992
Joe Hillman 1987
Kyle Hornsby 2002
Marv Huffman 1940
Phil Isenbarger 1981
Jared Jeffries 2002
Ted Kitchel 1981
Charley Kraak 1953
Mike LaFave 1981
John Laskowski 1973
George Leach 2002
Todd Leary 1992
Bob Leonard 1953
Scott May 1976
Jay McCreary 1940
Jamal Meeks 1992

Jerry Memering 1973
Bill Menke 1940
Bob Menke 1940
Todd Meier 1987
Craig Morris 1973
A.J. Moye 2002
Jeff Newton 2002
Don Noort 1973
Matt Nover 1992
Jarrad Odle 2002
Donald Perry 2002
Paul Poff 1953
Wayne Radford 1976
Chris Reynolds 1992
Steve Risley 1981
John Ritter 1973
Herman Schaefer 1940
Don Schlundt 1953
Jim Schooley 1953
Burke Scott 1953
Keith Smart 1987
Kreigh Smith 1987
Trent Smock 1973
Ron Taylor 1953
Ray Tolbert 1981
Daryl Thomas 1987
Isiah Thomas 1981
Jim Thomas 1981
Landon Turner 1981
Rich Valavicius 1976
Dick White 1953
Bobby Wilkerson 1976
Frank Wilson 1973
Jim Wisman 1976
Randy Wittman 1981
Jack Wright 1953
Andy Zimmer 1940

INDIANA ST. (1-8)

Larry Bird 1979
Alex Gilbert 1979
Bob Heaton 1979
Brad Miley 1979
Rich Nemcek 1979
Carl Nicks 1979
Steve Reed 1979
Leroy Staley 1979

IOWA (3-22)

Mike Arens 1980
Kenny Arnold 1980
Kevin Boyle 1980
Vince Brookins 1980
Carl Cain 1955-56
Jon Darsee 1980
McKinley Davis 1955
Mark Gannon 1980
Bob George 1955-56
Tom Grogan 1980
Bob Hansen 1980
Mike Heller 1980
Mike Henry 1980
Steve Kraficisin 1980
Ronnie Lester 1980
Bill Logan 1955-56
Auggie Martel 1955-56
Jim McConnell 1956
Sharm Scheuerman 1955-56
Bill Schoof 1955-56
Bill Seaberg 1955-56
Steve Waite 1980

IOWA ST. (1-7)

William Block 1944
Price Brookfield 1944
Roy Ewoldt 1944
James Myers 1944
Gene Oulman 1944
Robert Sauer 1944
Ray Wehde 1944

JACKSONVILLE (1-11)

Rusty Baldwin 1970
Mike Blevins 1970
Pembroke Burrows 1970
Chip Dublin 1970
Artis Gilmore 1970
Dan Hawkins 1970
Rod McIntyre 1970
Rex Morgan 1970
Gene Nelson 1970
Ken Selke 1970
Vaughn Wedeking 1970

KANSAS (13-122)

Jerry Alberts 1953
Cole Aldrich 2008
Robert Allen 1940
Darrell Arthur 2008
Brett Ballard 2002
Scooter Barry 1988
Robert Billings 1957
B. H. Born 1952-53
Jeff Boschee 2002
Roger Brown 1971
Terry Brown 1991
Alton Campbell 1986
Randy Canfield 1971
Jeff Carey 2002
Jeremy Case 2008
Mario Chalmers 2008
Wilt Chamberlain 1957
Sherron Collins 2008
Nick Collison 2002-03
Norman Cook 1974
Edwin Dater 1957
Larry Davenport 1952-53
Greg Douglas 1971
Greg Dreiling 1986
Donald Ebling 1940
Gene Elstun 1957
Howard Engleman 1940
Drew Gooden 2002
Jeff Graves 2003
Leland Green 1957
Dale Greenlee 1974
Jeff Gueldner 1988
Greg Gurley 1993
Darrin Hancock 1993
Dick Harp 1940
Keith Harris 1988
Jeff Hawkins 2003
Arthur Heitholt 1952-53
Kirk Hinrich 2002-03
Charlie Hoag 1952
William Hogben 1940
Blaine Hollinger 1957
Bill Hougland 1952
Rodney Hull 1986
Cedric Hunter 1986
Thomas Hunter 1940
Darnell Jackson 2008
Alonzo Jamison 1991
David Johanning 1991
Lewis Johnson 1957
Monte Johnson 1957
Wallace Johnson 1940
Adonis Jordan 1991, 93
Sasha Kaun 2008
John Keller 1952
Ron Kellogg 1986
Allen Kelly 1952-53
Dean Kelly 1952-53
Bob Kenney 1952
Lynn Kindred 1957
Maurice King 1957
Tom Kivisto 1971
Tom Kivisto 1974
Matt Kleinmann 2008
John Kline 1940
Danny Knight 1974
Keith Langford 2002-03
Michael Lee 2003
Bill Lienhard 1952
Ron Loneski 1957
Clyde Lovellette 1952
Mike Maddox 1988, 91
Danny Manning 1986
Archie Marshall 1986
Mark Mathews 1971
Marvin Mattox 1988
Aaron Miles 2002-03
Ralph Miller 1940
Lincoln Minor 1988
Christian Moody 2003
Roger Morningstar 1974
Aubrey Nash 1971
Bryant Nash 2003
Milt Newton 1988
Moulaye Niang 2003
Clint Normore 1988
Brett Olson 2003
Greg Ostertag 1993
John Parker 1957
Harold Patterson 1953

Eric Pauley 1993
Sean Pearson 1993
Chris Piper 1986
Kevin Pritchard 1988
Mark Randall 1991
Calvin Rayford 1993
Tyrel Reed 2008
Gil Reich 1953
Patrick Richey 1991, 93
Russell Robinson 2008
Dave Robisch 1971
Brandon Rush 2008
Pierre Russell 1971
Jack Sands 1940
Richard Scott 1991, 93
Wayne Simien 2002
Dean Smith 1953
Tommie Smith 1974
Bud Stallworth 1971
Rick Suttle 1974
Dave Taynor 1974
Conner Teahan 2008
Calvin Thompson 1986
Sean Tunstall 1991
Mark Turgeon 1986
Stephen Vinson 2003
Donnie Von Moore 1974
Bruce Voran 1940
Kirk Wagner 1991
Rex Walters 1993
Mark Williams 1971
Steve Woodbery 1991, 93

KANSAS ST. (4-45)

James Abbott 1958
Sonny Ballard 1958
Richard Barnard 1964
Ernie Barrett 1951
Clarence Brannum 1948
Bob Boozer 1958
Ward Clark 1948
John Dean 1948
Roy DeWitz 1958
Steve Douglas 1958
Larry Fischer 1958
Wally Frank 1958
John Gibson 1951
Joe Gottfrid 1964
Rick Harman 1948
Ed Head 1951
Lew Hitch 1951
James Hoffman 1964
Jim Holwerda 1958
Harold Howey 1948
James Iverson 1951
Dick Knostman 1951
Lloyd Krone 1948
Allan Langton 1948
Glen Long 1958
Kenneth Mahoney 1948
Don Matuszak 1958
Max Moss 1964
Willie Murrell 1964
David Nelson 1964
Ron Paradis 1964
Jack Parr 1958
Richard Peck 1951
Louis Poma 1964
Sammy Robinson 1964
Robert Rousey 1951
Dan Schuyler 1951
Howard Shannon 1948
Jeff Simons 1964
Jack Stone 1951
Roger Suttner 1964
Joe Thornton 1948
Don Upson 1951
David Weatherby 1948
Gary Williams 1964

KENTUCKY (13-103)

Marvin Akers 1942
Chuck Aleksinas 1978
Ermal Allen 1942
Derek Anderson 1996-97
Cliff Barker 1948-49
Dale Barnstable 1948-49
Dickie Beal 1984
Ralph Beard 1948-49
Bret Bearup 1984
Ed Beck 1958
Cliff Berger 1966
Winston Bennett 1984

James Blackmon 1984
 Junior Braddy 1993
 Michael Bradley 1998
 Jeff Brassow 1993
 Sam Bowie 1984
 Melvin Brewer 1942
 Dale Brown 1993
 Dwane Casey 1978
 Truman Claytor 1978
 Lincoln Collinsworth 1958
 Larry Conley 1966
 Jimmy Dan Conner 1975
 Scott Courts 1978
 Fred Cowan 1978
 Johnny Cox 1958
 John Crigler 1958
 Louie Dampier 1966
 Tony Delk 1993, 96
 Rodney Dent 1993
 Allen Edwards 1996-98
 Kenneth England 1942
 Anthony Epps 1996-97
 Heshimu Evans 1998
 Mike Flynn 1975
 Travis Ford 1993
 Gary Gamble 1966
 Chris Gettelfinger 1978
 Jack Givens 1975, 78
 Kevin Grevey 1975
 Alex Groza 1948-49
 Bob Guyette 1975
 Cliff Hagan 1951
 Jerry Hale 1975
 Dan Hall 1975
 Roger Harden 1984
 Merion Haskins 1975
 Vernon Hatton 1958
 Walt Hirsch 1949
 Joe Holland 1948
 Thad Jaracz 1966
 Larry Johnson 1975
 Wallace Jones 1948-49
 James King 1942
 Tommy Kron 1966
 James Lee 1975, 78
 Jim LeMaster 1966
 Jim Line 1948-49
 Shelby Linville 1951
 Kyle Macy 1978
 Jamaal Magloire 1997-98
 Gimel Martinez 1993
 Jamal Mashburn 1993
 Steve Masiello 1997
 Jim Master 1984
 Walter McCarty 1996
 Ron Mercer 1996-97
 Cameron Mills 1997-98
 Don Mills 1958
 Nazr Mohammed 1997-98
 C.M. Newton 1951
 Scott Padgett 1997-98
 Mike Phillips 1975, 78
 Mark Pope 1996
 Jared Prickett 1993, 97
 Frank Ramsey 1951
 Lloyd Ramsey 1942
 Rodrick Rhodes 1993
 Andre Riddick 1993
 Pat Riley 1966
 Rick Robey 1975, 78
 Kenneth Rollins 1948
 Jay Shidler 1978
 Jeff Sheppard 1996, 98
 Adrian Smith 1958
 G.J. Smith 1975
 Saul Smith 1998
 Carl Staker 1942
 Tim Stephens 1978
 Bill Spivey 1951
 Bob Tallent 1966
 Milton Ticco 1942
 Lou Tsioropoulos 1951
 Wayne Turner 1996-98
 Melvin Turpin 1984
 Antoine Walker 1996
 Kenny Walker 1984
 Reggie Warford 1975
 Bobby Watson 1951
 Lucian Whitaker 1951
 Waller White 1942
 LaVon Williams 1978

LA SALLE (2-10)

Frank Blatcher 1954-55
 Walt Fredericks 1955
 Tom Gola 1954-55
 Chas Greensberg 1954-55
 Al Lewis 1955
 Bob Maples 1954-55
 Frank O'Hara 1954
 Fran O'Malley 1954-55
 Charley Singley 1954-55
 John Yodsnukis 1954

LSU (4-39)

Don Belcher 1953
 Brian Bergeron 1981
 Tyrone Black 1981
 Ricky Blanton 1986
 Kenneth Bridges 1953
 Oliver Brown 1986
 Howard Carter 1981
 Ned Clark 1953
 Ocie Conley 1986
 Greg Cook 1981
 Joe Costello 1981
 Glen Davis 2006
 Bob Freshley 1953
 Johnny Jones 1981
 Darnell Lazare 2006
 Don Loughmiller 1953
 Durand Macklin 1981
 Norman Magee 1953
 Ethan Martin 1981
 Benny McArdle 1953
 James McNeilly 1953
 Darrel Mitchell 2006
 Leonard Mitchell 1981
 Tasmin Mitchell 2006
 Bob Pettit 1953
 Don Redden 1986
 Magnum Rolle 2006
 Darrell Schultz 1953
 Willie Sims 1981
 Derrick Taylor 1986
 Garrett Temple 2006
 Tyrus Thomas 2006
 John Tudor 1981
 Jose Vargas 1986
 Ben Voogd 2006
 John Williams 1986
 Anthony Wilson 1986
 Edwin Wilson 1986
 Bernard Woodside 1986

LOUISVILLE (8-69)

Harley Andrews 1959
 Harold Andrews 1959
 Henry Bacon 1972
 Ken Bradley 1972
 Junior Bridgeman 1975
 Phil Bond 1975
 Tony Branch 1980
 Danny Brown 1975
 Wiley Brown 1980, 82
 Bill Bunton 1972, 75
 Roger Burkman 1980
 George Burnette 1959
 Larry Carter 1972
 Daryl Cleveland 1980
 Tim Cooper 1972
 Wesley Cox 1975
 Herbert Crook 1986
 Taquan Dean 2005
 Greg Deuser 1980
 Jerry Eaves 1980, 82
 Pervis Ellison 1986
 Ricky Gallon 1975
 Francisco Garcia 2005
 Bill Geiling 1959
 Otis George 2005
 Don Goldstein 1959
 Lancaster Gordon 1982-83
 Darrell Griffith 1980
 Bryan Hall 1959
 Jeff Hall 1983, 86
 Billy Harmon 1975
 Terry Howard 1975
 Brandon Jenkins 2005
 Charles Jones 1982-83
 Tony Kimbro 1986
 Joe Kitchen 1959
 Mike Lawhon 1972
 Budd Leathers 1959
 Alex Mantel 1959

Joe Meiman 1972
 Rodney McCray 1980, 82-83
 Scooter McCray 1982-83
 Mark McSwain 1986
 Allen Murphy 1975
 Ellie Myles 2005
 Larry O'Bannon 2005
 Juan Palacios 2005
 Jim Price 1972
 Paul Pry 1972
 Marty Pulliam 1980
 Ron Rubenstein 1959
 Fred Sawyer 1959
 Derek Smith 1980, 82
 Howard Stacey 1959
 Ron Stallings 1972
 Roger Tieman 1959
 Ron Thomas 1972
 Billy Thompson 1983, 86
 John Turner 1959
 Robbie Valentine 1983
 Al Vilcheck 1972
 Lorrenzo Wade 2005
 Milt Wagner 1982-83, 86
 Kevin Walls 1986
 Gerry Watkins 1959
 Chris West 1983
 Ike Whitfield 1975
 Rick Wilson 1975
 Poncho Wright 1980, 82

LOYOLA (ILL.) (1-9)

Dan Cannaughton 1963
 John Egan 1963
 Jerry Harkness 1963
 Les Hunter 1963
 Ron Miller 1963
 Jim Reardon 1963
 Rich Rochelle 1963
 Vic Rouse 1963
 Chuck Wood 1963

MARQUETTE (3-31)

Karon Bradley 2003
 Barry Brennan 1974
 John Bryant 1974
 Jim Boylan 1977
 Rick Campbell 1974
 Joe Chapman 2003
 Ed Daniels 1974
 Dave Delsman 1974
 Travis Diener 2003
 Bo Ellis 1974, 77
 Tony Gries 2003
 Chris Grimm 2003
 Jerry Homan 1974
 Robert Jackson 2003
 Greg Johnson 1974
 Butch Lee 1977
 Maurice Lucas 1974
 Scott Merritt 2003
 Bill Neary 1977
 Steve Novak 2003
 Gary Rosenberger 1977
 Terry Sanders 2003
 Jared Sighting 2003
 Earl Tatum 1974
 Bernard Toone 1977
 Todd Townsend 2003
 Paul Vollmer 1974
 Dwyane Wade 2003
 Lloyd Walton 1974
 Marcus Washington 1974
 Jerome Whitehead 1977

MARYLAND (2-11)

Lonny Baxter 2001-02
 Steve Blake 2001-02
 Juan Dixon 2001-02
 Tahji Holden 2001-02
 Mike Mardesich 2001
 Danny Miller 2001
 Terence Morris 2001
 Byron Mouton 2001-02
 Drew Nicholas 2001-02
 Ryan Randle 2002
 Chris Wilcox 2001-02

MASSACHUSETTS (1-10)

Donta Bright 1996
 Marcus Camby 1996
 Charlton Clarke 1996
 Dana Dingle 1996
 Inus Norville 1996

Rigoberto Nunez 1996
 Edgar Padilla 1996
 Giddel Padilla 1996
 Carmelo Travieso 1996
 Tyrone Weeks 1996

MEMPHIS (3-30)

Antonio Anderson 2008
 Ken Andrews 1973
 Vincent Askew 1985
 DeWayne Bailey 1985
 Willie Becton 1985
 William Bedford 1985
 Dwight Boyd 1985
 Bill Buford 1973
 Bill Cook 1973
 Joey Dorsey 2008
 Chris Douglas-Roberts 2008
 Robert Dozier 2008
 Larry Finch 1973
 Baskerville Holmes 1985
 Clarence Jones 1973
 Willie Kemp 2008
 Larry Kenon 1973
 Bill Laurie 1973
 Keith Lee 1985
 Jim Liss 1973
 Doneal Mack 2008
 Doug McKinney 1973
 Pierre Niles 2008
 Ron Robinson 1973
 Derrick Rose 2008
 Shawn Taggart 2008
 Jerry Tetzlaff 1973
 Andre Turner 1985
 Wes Westfall 1973
 John Wilfong 1985

MICHIGAN (6-48)

Chip Armer 1992
 Dennis Bankey 1965
 Dave Baxter 1976
 Tom Bergen 1976
 Jason Bossard 1992
 Wayman Britt 1976
 Dan Brown 1965
 Bill Buntin 1964-65
 Demetrius Calip 1989
 Bob Cantrell 1964
 John Clawson 1964-65
 Oliver Darden 1964-65
 Craig Dill 1965
 Rickey Green 1976
 Mike Griffin 1989
 Steve Grote 1976
 Alan Hardy 1976
 Doug Herner 1964
 Sean Higgins 1989
 Juwan Howard 1992-93
 Phil Hubbard 1976
 Mark Hughes 1989
 Freddie Hunter 1992
 Ray Jackson 1992-93
 Bobby Jones 1976
 Jimmy King 1992-93
 Len Lillard 1976
 Tom Ludwig 1965
 Terry Mills 1989
 Jim Myers 1964-65
 Rob Pelinka 1992-93
 George Pomey 1964-65
 Glen Rice 1989
 Eric Riley 1992-93
 John Robinson 1976
 Rumeal Robinson 1989
 Jalen Rose 1992-93
 Cazzie Russell 1964-65
 Lloyd Schinnerer 1976
 Chris Seter 1992
 Tom Staton 1976
 Michael Talley 1992-93
 Joel Thompson 1976
 John Thompson 1965
 Larry Tregoning 1964-65
 Lou Vaught 1989
 James Voskuil 1992-93
 Chris Webber 1992-93

MICHIGAN ST. (6-54)

Maurice Ager 2005
 Aloysius Anagonoye 2000-01
 Bob Anderegg 1957
 Alan Anderson 2005

Jason Andreas 2001
 Adam Ballinger 2000-01
 Charlie Bell 1999-2001
 Chuck Bencie 1957
 Tim Bograkovs 2005
 Mike Brkovich 1979
 Shannon Davis 2005
 Mike Chappell 2000-01
 Ron Charles 1979
 Steve Cherry 2000
 Mateen Cleaves 1999-2000
 Doug Davis 1999
 Paul Davis 2005
 Terry Donnelly 1979
 George Ferguson 1957
 Rob Gonzalez 1979
 A.J. Granger 1999-2000
 John Green 1957
 Anthony Hamo 2005
 Andy Harvey 2005
 Larry Hedden 1957
 Chris Hill 2005
 Jamie Huffman 1979
 Andre Hutson 1999-2001
 Mat Ishbia 2000-01
 Earvin "Magic" Johnson 1979
 Rick Kaye 1979
 Thomas Kelley 1999
 Gregory Kelsner 1979
 Jason Klein 1999
 Greg Lloyd 1979
 Mike Longaker 1979
 Harry Lux 1957
 Drew Naymick 2005
 Drew Neitzel 2005
 Morris Peterson 1999-2000
 Jack Quiggle 1957
 Zach Randolph 2001
 Jason Richardson 2000-01
 Delco Rowley 2005
 David Scott 1957
 Antonio Smith 1999
 Brandon Smith 2000-01
 Marcus Taylor 2001
 David Thomas 2000-01
 Kelvin Torbert 2005
 Matt Trannon 2005
 Jay Vincent 1979
 Pat Wilson 1957
 Adam Wolfe 2001

MINNESOTA (1-11)

Russ Archambault 1997
 Eric Harris 1997
 Bobby Jackson 1997
 Sam Jacobson 1997
 Courtney James 1997
 Quincy Lewis 1997
 Aaron Stauber 1997
 Miles Tarver 1997
 Charles Thomas 1997
 John Thomas 1997
 Trevor Winter 1997

MISSISSIPPI ST. (1-8)

Marcus Bullard 1996
 Erick Dampier 1996
 Whit Hughes 1996
 Bart Hyche 1996
 Dontae' Jones 1996
 Russell Walters 1996
 Tyrone Washington 1996
 Darryl Wilson 1996

UNLV (4-32)

George Ackles 1991
 Greg Anthony 1990-91
 Stacey Augmon 1990-91
 Freddie Banks 1987
 Jarvis Basnight 1987
 Travis Bice 1990
 Lewis Brown 1977
 David Butler 1990
 Stacey Cvijanovich 1990
 Armon Gilliam 1987
 Glen Gondrezick 1977
 Gary Graham 1987
 Evric Gray 1991
 Eldridge Hudson 1987
 Anderson Hunt 1990-91
 Chris Jeter 1990
 Larry Johnson 1990-91
 James Jones 1990

Larry Moffett 1977
 Eddie Owens 1977
 Gerald Paddio 1987
 Dave Rice 1990
 Rich Robinson 1987
 Moses Scurry 1990
 Robert Smith 1977
 Sam Smith 1977
 Tony Smith 1977
 Elmore Spencer 1991
 Reggie Theus 1977
 Mark Wade 1987
 David Willard 1987
 Barry Young 1990

NEW MEXICO ST. (1-12)

John Burgess 1970
 Jimmy Collins 1970
 Charley Criss 1970
 Rudy Franco 1970
 Milton Horne 1970
 Sam Lacey 1970
 Lonnie Lefevre 1970
 Tom McCarthy 1970
 Bill Moore 1970
 Roy Neal 1970
 Chito Reyes 1970
 Jeff Smith 1970

NEW YORK U. (2-21)

Al Barden 1960
 Fred Benanti 1945
 Russ Cunningham 1960
 Mike DiNapoli 1960
 Al Filardi 1960
 Don Forman 1945
 Marty Goldstein 1945
 Al Grenert 1945
 Rich Keith 1960
 Art Loche 1960
 Frank Mangiapane 1945
 Bernie Mlodinoff 1960
 Alvin Most 1945
 Leo Murphy 1960
 Ray Paprocky 1960
 Bob Regan 1960
 Jimmy Reiss 1960
 Tom Sanders 1960
 Dolph Schayes 1945
 Sid Tanenbaum 1945
 Herb Walsh 1945

NORTH CAROLINA (17-148)

Don Anderson 1946
 Jimmy Black 1981-82
 Jim Bostick 1967
 Jimmy Braddock 1981-82
 Dudley Bradley 1977
 Pete Brennan 1957
 Michael Brooker 2000
 Joe Brown 1967-69
 Chris Brust 1981-82
 Bruce Buckley 1977
 Pete Budko 1981
 Bill Bunting 1967-69
 Dante Calabria 1993-95
 Marc Campbell 2008
 Jason Capel 2000
 Craig Carson 1972
 Vince Carter 1997-98
 Dave Chadwick 1969
 Bill Chamberlain 1972
 Bill Chambers 1972
 Scott Cherry 1991, 93
 Pete Chilcutt 1991
 Rusty Clark 1967-69
 Dave Colescott 1977
 Woody Coley 1977
 Mike Copeland 2008
 Ed Cota 1997-98, 2000
 Bob Cunningham 1957
 Hubert Davis 1991
 Larry Davis 1993
 Walter Davis 1977
 Lee Dedmon 1969
 Jim Delany 1968-69
 John Dillon 1946
 Matt Doherty 1981-82
 Ged Doughton 1977
 Don Eggleston 1969
 Wayne Ellington 2008
 Charlie Everett 2005
 Jim Everett 2000

Raymond Felton 2005
 Ralph Fletcher 1967-68
 Eddie Fogler 1968-69
 Phil Ford 1977
 Joseph Forte 2000
 Rick Fox 1991
 Jim Frye 1967-68
 Tom Gauntlett 1967
 Ed Geth 1993
 Marcus Ginyard 2008
 Dale Gipple 1969
 Will Graves 2008
 Danny Green 2008
 Dick Grubar 1967-68
 Tyler Hansbrough 2008
 Kenny Harris 1991
 Brendan Haywood 1998, 2000
 Jesse Holley 2005
 Jonathan Holmes 2000
 Ray Hite 1972
 C.J. Hooker 2005
 Kim Huband 1972
 Antawn Jamison 1997-98
 Will Johnson 2000
 Don Johnston 1972
 Bobby Jones 1972
 Jim Jordan 1946
 Michael Jordan 1982
 George Karl 1972
 Tommy Kearns 1957
 Eric Kenny 1981
 Steve Kraficisin 1977
 John Kuester 1977
 Matt Laczkowski 2000
 Pearce Landry 1995
 Kris Lang 2000
 Ty Lawson 2008
 Bob Lewis 1967
 Danny Lotz 1957
 George Lynch 1991, 93
 Jackie Manuel 2005
 Warren Martin 1982
 Sean May 2005
 Bob McAdoo 1972
 Rashad McCants 2005
 Jeff McInnis 1995
 Horace McKinney 1946
 Charlie McNairy 1997
 Orlando Melendez 2000
 Larry Miller 1967-68
 Wes Miller 2005
 Donnie Moe 1967
 Eric Montross 1991, 93
 Terrence Newby 2000
 Makhtar Ndiaye 1997-98
 David Noel 2005
 Mike O'Koren 1977
 Ademola Okulaja 1997-98
 Max Owens 2000
 Bob Paxton 1946
 Mike Pepper 1981
 Julius Peppers 2000
 Sam Perkins 1981-82
 Buzz Peterson 1982
 Derrick Phelps 1991, 93
 Steve Previs 1972
 Joe Quigg 1957
 Brian Reese 1991, 93
 King Rice 1991
 Henrik Rodl 1991, 93
 Lennie Rosenbluth 1957
 Clifford Rozier 1991
 Kevin Salvadori 1991, 93
 Roger Scholbe 1946
 Charlie Scott 1968-69
 Melvin Scott 2005
 Roy Searcy 1957
 Jerry Stackhouse 1995
 Alex Stephenson 2008
 Travis Stephenson 1993
 Pat Sullivan 1991, 93, 95
 J.D. Tanner 2008
 Reyshawn Terry 2005
 Quentin Thomas 2005, 08
 Taylor Thorne 1946
 Deon Thompson 2008
 Gerald Tuttle 1967-69
 Richard Tuttle 1969
 John Virgil 1977
 Rasheed Wallace 1995
 Matt Wenstrom 1991, 93

Jim White 1946
 Kenny White 2000
 Gra Whitehead 1968
 Donald Williams 1993, 95
 Jawad Williams 2005
 Marvin Williams 2005
 Shammond Williams 1995, 97-98
 Jeff Wolf 1977
 Al Wood 1981
 Surry Wood 2008
 Jack Wooten 2008
 James Worthy 1981-82
 Dennis Wuycik 1972
 Rich Yonakor 1977
 Bob Young 1957
 Tom Zaliagiris 1977
 Serge Zwikker 1995, 97

NORTH CAROLINA ST. (3-25)

Thurl Bailey 1983
 Alvin Battle 1983
 Vic Bubas 1950
 Tom Burleson 1974
 Warren Cartier 1950
 Lorenzo Charles 1983
 Bob Cook 1950
 Dick Dickey 1950
 Terry Gannon 1983
 Joe Harand 1950
 Greg Hawkins 1974
 Paul Horvath 1950
 Sidney Lowe 1983
 Cozell McQueen 1983
 Mark Moeller 1974
 Ernie Myers 1983
 Sam Ranzino 1950
 Moe Rivers 1974
 Phil Spence 1974
 Charlie Stine 1950
 Tim Stoddard 1974
 Lee Terrill 1950
 David Thompson 1974
 Monte Towe 1974
 Dereck Whittenburg 1983

NOTRE DAME (1-10)

Dave Batton 1978
 Rich Branning 1978
 Bruce Flowers 1978
 Bill Hanzlik 1978
 Tracy Jackson 1978
 Bill Laimbeer 1978
 Kelly Tripucka 1978
 Don Williams 1978
 Stan Wilcox 1978
 Orlando Woolridge 1978

OHIO ST. (10-79)

Warren Amling 1945-46
 Dan Andreas 1968
 Richard Baker 1939
 Craig Barclay 1968
 Dave Barker 1960
 Richard Boughner 1939
 Robert Bowen 1944, 46
 Gary Bradds 1962
 Brian Brown 1999
 Jamar Butler 2007
 Rodney Caudill 1944-45
 John Cedargren 1960
 Neshawn Coleman 1999
 Mike Conley Jr. 2007
 Daequan Cook 2007
 Jack Dawson 1939
 James Doughty 1962
 John Dugger 1944-45
 Clark Elliott 1946
 Ollie Fink 1944
 Jody Finney 1968
 Donald Flatt 1962
 Curtis Frazier 1962
 Dick Furry 1960
 Gary Gearhart 1960-62
 Jim Geddes 1968
 Donald Grate 1944-45
 William Gunton 1944
 Ivan Harris 2007
 John Havlicek 1960-62
 Bill Hosket 1968
 Steve Howell 1968
 Richie Hoyt 1960-61
 Jimmy Hull 1939
 Othello Hunter 2007

Paul Huston 1944-46
 Ken Johnson 1999
 Wilbur Johnston 1946
 Bob Knight 1960-62
 Charles Kuhn 1946
 Jack Landes 1961
 Kenneth Lee 1961
 Ron Lewis 2007
 David Lighty 2007
 John Lovett 1946
 Jerry Lucas 1960-62
 Robert Lynch 1939
 Charles Maag 1939
 Doug McDonald 1961-62
 Denny Meadors 1968
 Jed Mees 1939
 Gilbert Mickelson 1939
 Nelson Miller 1961
 Howard Nourse 1960
 Mel Nowell 1960-62
 Greg Oden 2007
 Scoonie Penn 1999
 Richard Reasbeck 1961-62
 Michael Redd 1999
 George Reese 1999
 Arnold Risen 1944-45
 Joe Roberts 1960
 William Sattler 1939
 Boban Savovic 1999
 John Schick 1939
 Bruce Schnabel 1968
 Don Scott 1939
 Larry Siegfried 1960-61
 James Sims 1945
 Jason Singleton 1999
 Ed Smith 1968
 Ray Snyder 1945-46
 Dave Sorenson 1968
 Robert Stafford 1939
 Mike Swain 1968
 Richard Taylor 1962
 Matt Terwilliger 2007
 John Underman 1946
 Wayne Wells 1946

OKLAHOMA (4-35)

Mookie Blaylock 1988
 Jabahri Brown 2002
 Garnett Corbin 1939
 Paul Courty 1947
 Harley Day 1947
 Jason Detrick 2002
 Ebi Ere 2002
 Ricky Grace 1988
 Harvey Grant 1988
 Blake Johnston 2002
 Ben Kerr 1939
 Stacey King 1988
 Jack Landon 1947
 Aaron McGhee 2002
 Jim McNatt 1939
 Paul Merchant 1947
 Marvin Mesch 1939
 Vernon Mullen 1939
 Terrence Mullins 1988
 Allie Paine 1947
 Hollis Price 2002
 Kenneth Pryor 1947
 Dick Reich 1947
 Gene Roop 1939
 Herb Scheffler 1939
 Daryan Selvy 2002
 Dave Sieger 1988
 Marvin Snodgrass 1939
 Jozsef Szendrei 2002
 Gerald Tucker 1947
 Roscoe Walker 1939
 Bill Waters 1947
 Quannas White 2002
 Andre Wiley 1988
 Matthew Zellner 1939

OKLAHOMA ST. (6-55)

Chad Alexander 1995
 Frank Allen 1949
 Tony Allen 2004
 Louis Amaya 1951
 Sam Aubrey 1946
 Ben Baum 1995
 Eugene Bell 1946
 A.L. Bennett 1946
 Daniel Bobik 2004
 Joe Bradley 1946, 49

Terry Collins 1995
 Terrence Crawford 2004
 Pete Darcey 1951
 Paul Geymann 1946
 Joey Graham 2004
 Stephen Graham 2004
 Joe Halbert 1945-46
 Cecil Hankins 1945
 Bob Harris 1949
 Larry Hayes 1949
 Jack Hobbs 1949
 Tom Jacquet 1949
 Don Johnson 1951
 Weldon Kern 1945-46
 Bob Kurland 1945-46
 John Lucas 2004
 Emmett McAfee 1951
 Gale McArthur 1949, 51
 Ivan McFarlin 2004
 Kevin Miles 1995
 Jason Miller 2004
 John Miller 1951
 John Nelson 1995
 Andre Owens 1995
 Bob Pager 1951
 J.L. Parks 1945-46, 49
 Doyle Parrack 1945
 Scott Pierce 1995
 Norman Pilgrim 1949
 Bryant Reeves 1995
 Chianti Roberts 1995
 Gerald Rogers 1951
 Randy Rutherford 1995
 Kendall Sheets 1951
 Jack Shelton 1949
 Jason Skaer 1995
 Keith Smith 1949, 51
 Mark Steinmeyer 1946
 Gerald Stockton 1951
 Maurice Ward 1951
 Janavor Weatherspoon 2004
 Blake Williams 1945-46
 John Wylie 1945
 Vernon Yates 1949

OREGON (1-9)

Bobby Anet 1939
 John Dick 1939
 Laddie Gale 1939
 Bob Hardy 1939
 Wally Johansen 1939
 Ford Mullen 1939
 Matt Pavalunas 1939
 Ted Sarpola 1939
 Slim Wintermute 1939

OREGON ST. (2-23)

Terry Baker 1963
 Dick Ballantyne 1949
 Rex Benner 1963
 Tim Campbell 1963
 Jim Catterall 1949
 Mel Counts 1963
 Cliff Crandall 1949
 Ed Fleming 1949
 Bill Harper 1949
 Dave Hayward 1963
 Tommy Holman 1949
 Jim Jarvis 1963
 Jim Kraus 1963
 Steve Pauly 1963
 Frank Peters 1963
 Alex Petersen 1949
 Len Rinearson 1949
 Gary Rossi 1963
 Paul Sliper 1949
 Ray Snyder 1949
 Ray Torgerson 1963
 Dan Torrey 1949
 Harvey Watt 1949

PENN ST. (1-9)

Jesse Arnelle 1954
 Jim Blocker 1954
 Jim Brewer 1954
 Dave Edwards 1954
 Earl Fields 1954
 Ned Haag 1954
 Robert Rohrland 1954
 Jack Sherry 1954
 Ron Weidenhammer 1954

PENNSYLVANIA (1-13)

Tom Condon 1979

Ted Flick 1979
 Ken Hall 1979
 David Jackson 1979
 Ed Kuhl 1979
 Tom Leifsen 1979
 Tony Price 1979
 Angelo Reynolds 1979
 Vincent Ross 1979
 James Salters 1979
 Tim Smith 1979
 Matt White 1979
 Bobby Willis 1979

PITTSBURGH (1-11)

Bob Artman 1941
 James Egan 1941
 James Klein 1941
 George Kocheran 1941
 Clare Malarkey 1941
 Sam Milanovich 1941
 Melvin Port 1941
 Larry Praffrath 1941
 Ed Raymond 1941
 Ed Stralowski 1941
 John Swacus 1941

PRINCETON (1-11)

Allen Adler 1965
 Bill Bradley 1965
 Robinson Brown 1965
 Robert Haarlow 1965
 Edward Hummer 1965
 William Kingston 1965
 William Koch 1965
 Donald Neimann 1965
 Donald Rodenbach 1965
 Donald Roth 1965
 Gary Walters 1965

PROVIDENCE (2-22)

Al Baker 1973
 Marvin Barnes 1973
 Gary Bello 1973
 Delray Brooks 1987
 Marty Conlon 1987
 Fran Costello 1973
 Charles Crawford 1973
 Ernie DiGregorio 1973
 Billy Donovan 1987
 Jacek Duda 1987
 Rich Dunphy 1973
 Nehru King 1973
 David Kipfer 1987
 Ernie Lewis 1987
 Mark McAndrew 1973
 Dave Modest 1973
 Carlton Screen 1987
 David Sendeker 1987
 Abdul Shamsid-Deen 1987
 Kevin Stacom 1973
 Darryl Wright 1987
 Steve Wright 1987

PURDUE (2-24)

John Anthrop 1980
 Roosevelt Barnes 1980
 Tyrone Bedford 1969
 Ted Benson 1980
 Joe Barry Carroll 1980
 Keith Edmonson 1980
 George Faerber 1969
 Herman Gilliam 1969
 Arnette Hallman 1980
 Jerry Johnson 1969
 Frank Kaufman 1969
 Bill Keller 1969
 Jon Kitchel 1980
 Steve Longfellow 1969
 Drake Morris 1980
 Rick Mount 1969
 Ted Reasoner 1969
 Kevin Stallings 1980
 Mike Sceaux 1980
 Ralph Taylor 1969
 Brian Walker 1980
 Steve Walker 1980
 Larry Weatherford 1969
 Glenn Young 1969

RUTGERS (1-8)

Abdel Anderson 1976
 Jim Bailey 1976
 Mark Conlin 1976
 Hollis Copeland 1976

Mike Dabney 1976
 Steve Hefelee 1976
 Ed Jordan 1976
 Phil Sellers 1976

ST. BONAVENTURE (1-10)

Tom Baldwin 1970
 Gene Fahey 1970
 Matt Gantt 1970
 Greg Gary 1970
 Paul Gryns 1970
 Paul Hoffman 1970
 Bill Kalbaugh 1970
 Mike Kull 1970
 Dale Tepas 1970
 Vic Thomas 1970

ST. JOHN'S (N.Y.) (2-22)

Walter Berry 1985
 Terry Cross 1985
 Bob Cornegy 1985
 Jim Davis 1952
 Dick Duckett 1952
 Frank Giancontieri 1952
 Willie Glass 1985
 Mark Jackson 1985
 Shelton Jones 1985
 Ron MacGilvray 1952
 Jack McMahon 1952
 Jim McMorrow 1952
 Mike Moses 1985
 Chris Mullin 1985
 Carl Peterson 1952
 Phil Sagona 1952
 Ron Stewart 1985
 Steve Shurina 1985
 Solly Walker 1952
 Jim Walsh 1952
 Bill Wennington 1985
 Bob Zawoluk 1952

ST. JOSEPH'S (1-11)

Harry Booth 1961
 Dan Bugey 1961
 Bob Dickey 1961
 Jack Egan 1961
 Bob Gormley 1961
 Billy Hoy 1961
 Vince Kempton 1961
 Jim Lynam 1961
 Frank Majewski 1961
 Paul Westhead 1961
 Tom Wynne 1961

SAN FRANCISCO (3-26)

Warren Baxter 1955-56
 Carl Boldt 1956
 Gene Brown 1956-57
 Stan Buchanan 1955
 Bill Bush 1955
 Art Day 1957
 Al Dunbar 1957
 Mike Farmer 1956-57
 K.C. Jones 1955
 Jack King 1955-57
 Gordon Kirby 1955
 John Kolijian 1957
 Dick Lawless 1955
 Dave Lillevand 1957
 Bill Mallen 1957
 Ron Mancasola 1957
 Jerry Mullen 1955
 Tom Nelson 1956
 Hal Perry 1955-56
 Mike Preaseau 1956-57
 Bob Radanovich 1957
 Bill Russell 1955-56,
 Charles Russell 1957
 Bob Wiebusch 1955
 Rudy Zannini 1955

SANTA CLARA (1-9)

Don Benedetti 1952
 Dallas Brock 1952
 Dick Garibaldi 1952
 Gary Gatzert 1952
 Bob Peters 1952
 Herb Schoenstein 1952
 Ken Sears 1952
 Dick Soares 1952
 Jim Young 1952

SEATTLE (1-14)

Elgin Baylor 1958
 Charles Brown 1958

Jerry Frizzell 1958
 Jim Harney 1958
 Thornton Humphries 1958
 John Kootnekoff 1958
 Lloyd Murphy 1958
 Don Ogorek 1958
 Jude Petrie 1958
 Don Piasecki 1958
 Francis Saunders 1958
 John Stepan 1958
 Bob Swiewarga 1958
 Bill Wall 1958

SETON HALL (1-15)

Anthony Avent 1989
 Micheal Cooper 1989
 Trevor Crowley 1989
 Frantz Volcy 1989
 Andrew Gaze 1989
 Gerald Greene 1989
 Nick Katsikis 1989
 Khylem Long 1989
 Rene Monteserin 1989
 John Morton 1989
 Ramon Ramos 1989
 Jose Rebibmas 1989
 Frantz Volcy 1989
 Daryll Walker 1989
 Pookey Wigington 1989

SOUTHERN CALIFORNIA (2-16)

Chester Carr 1954
 Jack Dunne 1954
 Richard Hammer 1954
 Roy Irvin 1954
 Keith Lambert 1940
 Jack Lippert 1940
 John Luber 1940
 Alan Ludecke 1954
 Tom McGarvin 1940
 Jack Morrison 1940
 Ralph Pausig 1954
 Tony Psaltis 1954
 Dale Sears 1940
 Walter Thompson 1954
 Ralph Vaughn 1940
 Richard Welsh 1954

SMU (1-8)

Rick Herrscher 1956
 Jim Krebs 1956
 Joel Krog 1956
 Bob McGregor 1956
 Buford Miller 1956
 Bob Mills 1956
 Ronnie Morris 1956
 Larry Showalter 1956

STANFORD (2-22)

Don Burness 1942
 Jarron Collins 1998
 Bill Cowden 1942
 Howie Dallmar 1942
 Jack Dana 1942
 John Eikelman 1942
 Arthur Lee 1998
 Fred Linari 1942
 Bud Madden 1942
 Mark Madsen 1998
 Leo McCaffrey 1942
 Michael McDonald 1998
 Ryan Mendez 1998
 David Moseley 1998
 Fred Oliver 1942
 Jim Pollard 1942
 Peter Sauer 1998
 Mark Seaton 1998
 Pete Van Elswyk 1998
 Ed Voss 1942
 Kris Weems 1998
 Tim Young 1998

SYRACUSE (4-36)

Carmelo Anthony 2003
 Derek Brower 1987
 Todd Burgan 1996
 Marty Byrnes 1975
 Jason Cipolla 1996
 Derrick Coleman 1987
 Sherman Douglas 1987
 Kueth Duany 2003
 Billy Edelin 2003
 Craig Forth 2003
 Rudy Hackett 1975

Herman Harried 1987
 Otis Hill 1996
 Marius Janulis 1996
 Larry Kelley 1975
 Kevin King 1975
 Ross Kindel 1975
 Jim Lee 1975
 Gerry McNamara 2003
 Jeremy McNeil 2003
 Mark Meadors 1975
 Greg Monroe 1987
 Elimu Nelson 1996
 Josh Pace 2003
 Bob Parker 1975
 J.B. Reafsnnyder 1996
 Chris Sease 1975
 Earnie Seibert 1975
 Rony Seikaly 1987
 Steve Shaw 1975
 Lazarus Sims 1996
 Steve Thompson 1987
 Howard Triche 1987
 John Wallace 1996
 Hakim Warrick 2003
 Jim Williams 1975

TEMPLE (2-9)

Mel Brodsky 1958
 Fred Cohen 1956
 Dan Fleming 1956, 58
 Bill Kennedy 1958
 Hal Lear 1956
 Jay Norman 1956, 58
 Hal Reinfeld 1956
 Guy Rodgers 1956, 58
 Tink Van Patton 1956, 58

TEXAS (3-21)

Brian Boddicker 2003
 Frank Brahaney 1943
 Brad Buckman 2003
 Roy Cox 1943, 47
 Deginald Erskin 2003
 Jack Fitzgerald 1943
 T.J. Ford 2003
 Tom Hamilton 1947
 John Hargis 1943, 47
 Sydmill Harris 2003
 Royal Ivey 2003
 Jason Klotz 2003
 John Langdon 1943, 47
 Al Madsen 1947
 Slater Martin 1947
 Brandon Mouton 2003
 V.C. Overall 1943
 Terrell Ross 2003
 James Thomas 2003
 Dan Wagner 1947
 Dudley Wright 1943

UTEP (1-8)

Jerry Armstrong 1966
 Orsten Artis 1966
 Willie Cager 1966
 Harry Flournoy 1966
 Bobby Hill 1966
 David Lattin 1966
 Nevil Shed 1966
 Willie Worsley 1966

UCLA (18-114)

Alfred Aboya 2006-08
 Arron Afflalo 2006-07
 Lew Alcindor 1967-69
 Lucius Allen 1967-68
 Darrell Allums 1980
 Tony Anderson 1980
 Toby Bailey 1995
 Rick Betchley 1970-71
 Henry Bibby 1970-72
 Pete Blackman 1962
 Kenny Booker 1970-71
 Cedric Bozeman 2006
 Vince Carson 1972-73
 Brice Chambers 1965
 Jon Chapman 1970-72
 Joe Chrisman 1967
 Darren Collison 2006-08
 Gary Cunningham 1962
 Tommy Curtis 1972-74
 Chuck Darrow 1964
 Darren Daye 1980
 Kevin Dempsey 1995
 Cameron Dollar 1995

Ralph Drollinger 1974-76
 John Ecker 1969-71
 Tyus Edney 1995
 Keith Erickson 1964-65
 Jordan Farmar 2006
 George Farmer 1969
 Larry Farmer 1971-73
 Michael Fey 2006
 Rod Foster 1980
 Gary Franklin 1972-74
 John Galbraith 1965
 omm'A Givens 1995
 Fred Goss 1965
 John Green 1962
 David Greenwood 1976
 Roy Hamilton 1976
 Walt Hazzard 1962, 64
 Ken Heitz 1967-69
 J. R. Henderson 1995
 Bill Hicks 1962
 Andy Hill 1970-72
 Jack Hirsch 1964
 Vaughn Hoffman 1964-65
 Brad Holland 1976
 Ryan Hollins 2006
 Larry Hollyfield 1972-73
 Michael Holton 1980
 Mike Huggins 1964
 Kris Johnson 1995
 Marques Johnson 1974-76
 James Keefe 2007-08
 Edgar Lacey 1965
 Greg Lee 1972-74
 Rich Levin 1964-65
 Chris Lippert 1976
 Kevin Love 2008
 Dick Lynn 1967
 Mike Lynn 1965, 68
 John Lyons 1965
 Lorenzo Mata-Real 2006-08
 Luc Richard Mbah
 a Moute 2006-08
 Andre McCarter 1974-76
 Doug McIntosh 1964-65
 Dave Meyers 1973-75
 Jim Milhorn 1962
 Bob Myers 1995
 Swen Nater 1972-73
 Jim Nielsen 1967-68
 Ike Nwankwo 1995
 Charles O'Bannon 1995
 Ed O'Bannon 1995
 Wilbert Olinde 1974-76
 Steve Patterson 1969-71
 Cliff Pruitt 1980
 DeAndre Robinson 2006
 Michael Roll 2006-07
 Curtis Rowe 1969-71
 Jauou Rubin 2006
 Don Saffer 1967
 Mike Sanders 1980
 Neville Saner 1967-68
 Terry Schofield 1969-71
 Bill Seibert 1969-70
 Lynn Shackelford 1967-69
 Josh Shipp 2007-08
 Gig Sims 1980
 Fred Slaughter 1962, 64
 Gavin Smith 1976
 Jim Spillane 1974-76
 Kim Stewart 1962, 64
 Gene Sutherland 1967-68
 Bill Sweek 1967-69
 Ray Townsend 1976
 Pete Trgovich 1974-75
 John Vallely 1969-70
 Kiki Vandeweghe 1980
 Brett Vroman 1976
 Bill Walton 1972-74
 Mike Warren 1967-68
 Kenny Washington 1964-65
 Richard Washington 1974-76
 Dave Waxman 1962
 Bob Webb 1974
 Russell Westbrook 2007-08
 Sidney Wicks 1969-71
 Keith Wilkes 1972-74
 James Wilkes 1980
 Ryan Wright 2006-07
 George Zidek 1995

UTAH (4-33)

Joe Auferheide 1961
 Leonard Black 1966
 Trace Caton 1998
 Jerry Chambers 1966
 Bob Cozby 1961
 Bo Crain 1961
 Joe Day 1966
 Michael Doleac 1998
 Arnie Ferrin 1944
 Drew Hansen 1998
 David Jackson 1998
 Merv Jackson 1966
 Alex Jensen 1998
 Neil Jenson 1961
 Britton Johnsen 1998
 Eugene Lake 1966
 Bob Lewis 1944
 Lyndon Mackay 1966
 Billy McGill 1961
 Jordie McTavish 1998
 Andre Miller 1998
 Wat Misaka 1944
 Joe Morton 1961
 Hanno Mottola 1998
 Jeff Ockel 1966
 Jim Rhead 1961
 Ed Rowe 1961
 Rich Ruffell 1961
 Dick Smuin 1944
 Fred Sheffield 1944
 Rich Tate 1966
 Jim Thomas 1961
 Herb Wilkinson 1944

VILLANOVA (3-25)

Louis Dubino 1939
 George Duzminski 1939
 Chuck Everson 1985
 Chris Ford 1971
 John Fox 1971
 Tom Ingelsby 1971
 Harold Jensen 1985
 John Krutulis 1939
 Michael Lazorchak 1939
 Dwayne McClain 1985
 Joe McDowell 1971
 Gary McLain 1985
 James Montgomery 1939
 Paul Nugent 1939
 Ed Pinckney 1985
 Mark Plansky 1985
 Howard Porter 1971
 Harold Pressley 1985
 Lloyd Rice 1939
 Ernest Robinson 1939
 Hank Siemionkowski 1971
 William Sinnott 1939
 Clarence Smith 1971
 Dwight Wilbur 1985
 Charles Yund 1939

VIRGINIA (2-16)

Rick Carlisle 1984
 Louis Collins 1981
 Kenton Edelin 1984
 Terry Gates 1981
 Jeff Jones 1981
 Jeff Klein 1981
 Jeff Lamp 1981
 Lewis Lattimore 1981
 Jim Miller 1984
 Olden Polynice 1984
 Lee Raker 1981
 Craig Robinson 1981
 Ralph Sampson 1981
 Tom Sheehy 1984
 Ricky Stokes 1981, 84
 Othell Wilson 1981, 84

WAKE FOREST (1-12)

James Brooks 1962
 Richard Carmichael 1962
 Len Chappell 1962
 Frank Christie 1962
 Bryan Hassell 1962
 Harry Hull 1962
 Al Koehler 1962
 Tommy McCoy 1962
 Billy Packer 1962
 Dave Wiedeman 1962
 Bob Wollard 1962
 Ted Zawacki 1962

WASHINGTON (1-10)

Don Apeland 1953
 Joe Cipriano 1953
 Will Elliott 1953
 Roland Halle 1953
 Bob Houbregs 1953
 Charles Koon 1953
 Doug McClary 1953
 Mike McCutchen 1953
 Dean Parsons 1953
 Steve Roake 1953

WASHINGTON ST. (1-10)

Albert Akins 1941
 Vern Butts 1941
 Kirk Gebert 1941
 Dale Gentry 1941
 Marv Gilberg 1941
 John Hooper 1941
 Owen Hunt 1941
 Paul Lindemann 1941
 Ray Sundquist 1941
 Jim Zimmerman 1941

WEST VIRGINIA (1-12)

Willie Akers 1959
 Marvin Bolyard 1959
 Robert Clousson 1959
 Paul Goode 1959
 Lee Patrone 1959
 Joseph Posch 1959
 Ronnie Retton 1959
 James Ritchie 1959
 Howard Schertzinger 1959
 Bob Smith 1959
 Nick Visnic 1959
 Jerry West 1959

WESTERN KY. (1-9)

Rex Bailey 1971
 Jerry Dunn 1971
 Steve Eaton 1971
 Clarence Glover 1971
 Danny Johnson 1971
 Jim McDaniels 1971
 Jim Rose 1971
 Gary Sundmacker 1971
 Chuck Witt 1971

WICHITA ST. (1-11)

John Criss 1965
 Gerald Davis 1965
 Dave Leach 1965
 Larry Nosich 1965
 Kelly Pete 1965
 Melvin Reed 1965
 Gerard Reimond 1965
 Vernon Smith 1965
 Jamie Thompson 1965
 Al Trope 1965
 Manny Zafinos 1965

WISCONSIN (2-23)

Bob Alwin 1941
 Roy Boone 2000
 Jon Bryant 2000
 Travon Davis 2000
 Duany Duany 2000
 Gene Englund 1941
 Charles Epperson 1941
 Erik Faust 2000
 Mike Kelley 2000
 John Kotz 1941

Andy Kowske 2000
 Maurice Linton 2000
 Kirk Penney 2000
 Fred Rehm 1941
 Ed Scheiwe 1941
 Warren Schrage 1941
 Harlo Scott 1941
 Robert Smith 2000
 Ted Strain 1941
 Julian Swartz 2000
 Don Timmerman 1941
 Mark Vershaw 2000
 Charlie Willis 2000

WYOMING (1-8)

Jimmy Collins 1943
 Milo Komenich 1943
 Jim Reese 1943
 Ted Roney 1943
 Kenny Sailors 1943
 Floyd Volker 1943
 Don Waite 1943
 Jim Weir 1943

NCAA Division I Men's Basketball Committee Chairs

Name	Affiliation	Years
Harold Olsen	Ohio St.	1940-46
Dutch Lonborg	Northwestern	1947-50
	Kansas	1951-60
Bernie Shively	Kentucky	1961-66
H.B. Lee	Kansas St.	1967-69
Tom Scott	Davidson	1970-75
Stan Watts	BYU	1976-77
Wayne Duke	Big Ten Conference	1978-81
Dave Gavitt	Big East Conference	1982-84
Vic Bubas	Sun Belt Conference	1985
Dick Schultz	Virginia	1986-87
Arnie Ferrin	Utah	1988
Cedric Dempsey	Arizona	1989

Jim Delany	Big Ten Conference	1990-91
Tom Frericks	Dayton	1992
Roy Kramer	Southeastern Conference	1992
Tom Butters	Duke	1993-94
Bob Frederick	Kansas	1995-96
Terry Holland	Virginia	1997
C.M. Newton	Kentucky	1998-99
Craig Thompson	Mountain West Conference	2000
Mike Tranghese	Big East Conference	2001
Lee Fowler	North Carolina St.	2002
Jim Livengood	Arizona	2003
Bob Bowlsby	Iowa	2004-05
Craig Littlepage	Virginia	2006
Gary Walters	Princeton	2007
Tom O'Connor	George Mason	2008
Michael Slive	Southeastern Conference	2009
Dan Guerrero	UCLA	2010

Photo from NCAA file



The NCAA Division I Men's Basketball Committee selects the tournament's at-large teams, seeds each team and places them in the bracket. Three early leaders are pictured here – H.B. Lee of Kansas State, Dutch Lonborg of Northwestern and Kansas, and Tom Scott of Davidson. All three men served as committee chairs.

NCAA Division I Men's Basketball Committee Roster

Name	Affiliation	Years	Name	Affiliation	Years
Larry Albus	St. Louis Metro Conference	1975-76 1977-80	Lynn Hickey	UTSA	2008-present
Phog Allen	Kansas	1940	Ed Hickox	Springfield	1945-46
Ladell Andersen	Utah St.	1978-82	Chris Hill	Utah	2005-present
Lewis Andreas	Syracuse	1943-44	Terry Holland	Davidson	1993-95
Karl Benson	Syracuse	1954-58	Nat Holman	Virginia	1996-98
Mike Bobinski	Western Athletic Conference	2002-06	Ken Karr	CCNY	1941
McKinley Boston	Xavier	2009-present	Roy Keene	San Diego St.	1976-80
Bob Bowsby	Minnesota	1995-99	E.A. Kelleher	East Caro.	1981
Hoyt Brawner	Iowa	2001-05	Laing Kennedy	Oregon St.	1958-61
Paul Brechler	Denver	1966-71	Floyd Kerr	Fordham	1943
Bob Brown	Western Athletic Conference	1968	Roy Kramer	Army	1944
Vic Bubas	West Virginia	1958-62	Jack Kvanetz	Kent St.	2006-present
John Bunn	Sun Belt Conference	1980-85	Jonathan LeCrone	Southern U.	2002-05
Asa Bushnell	Stanford	1940	H.B. Lee	Vanderbilt	1987-91
Tom Butters	Eastern College Athletic Conference	1949-53	Craig Littlepage	Southeastern Conference	1992
Ben Carnevale	Duke	1989-94	Jim Livengood	George Washington	1999-2003
Bernard Carnevale	Navy	1965-66	Jonathan LeCrone	Horizon League	2004-08
Ernest Casale	New York U.	1967-70	H.B. Lee	Kansas St.	1961-69
Willis Casey	William & Mary	1981	Craig Littlepage	Virginia	2003-07
W.S. Chandler	James Madison	1982-83	Jim Livengood	Arizona	2000-04
John Conboy	Temple	1971-76	Dutch Lonborg	Northwestern	1947-50
Gene Corrigan	North Carolina St.	1975-80	Dave Maggard	Kansas	1951-60
Jake Crouthamel	Marquette	1940	Ernest McCoy	California	1990-91
Gary Cunningham	La Salle	1977	Ralph McFillen	Penn St.	1960-65
Rudy Davalos	Notre Dame	1982-87	J.D. Morgan	Metro Conference	1993-95
Everett Dean	Syracuse	1991-96	Stan Morrison	UCLA	1969-74
Jim Delany	Fresno St.	1989-94	Gerald Myers	UC Riverside	2007-present
Cedric Dempsey	Houston	1992	Pete Newell	Texas Tech	2004-05
DeLoss Dodds	New Mexico	1995-99	C.M. Newton	California	1963-68
Wayne Duke	Stanford	1947-50	Albert Nixon	Kentucky	1993-99
Joel Eaves	Ohio Valley Conference	1986-89	Nels Nordgen	New York U.	1947-48
Hec Edmundson	Big Ten Conference	1990-91	Tom O'Connor	Chicago	1942
George Edwards	Arizona	1984-89	Harold Olsen	George Mason	2005-present
Doug Elgin	Texas	1993-97	Reaves Peters	Ohio St.	1940-46
Doug Elgin	Big Ten Conference	1976-81	Vadal Peterson	Big Seven	1948-57
Bump Elliott	Georgia	1970-74	Russ Potts	Utah	1953
Arnie Ferrin	Washington	1941-46	Les Robinson	SMU	1980-81
Waldo Fisher	Missouri	1941-50	Judy Rose	North Carolina St.	2000
Lee Fowler	Missouri Valley Conference	1999-2002	James St. Clair	Citadel	2001-04
Bob Frederick	Iowa	1989-91	H.H. Salmon	Charlotte	2000-04
Kenneth Free	Utah	1983-88	Fred Schaus	SMU	1941-45
Tom Frericks	Northwestern	1962-67	Dick Schultz	New York businessman	1940
Dave Gavitt	Middle Tenn.	1998-2000	Tom Scott	West Virginia	1985-90
Andy Geiger	North Carolina St.	2001-2002	Everett Shelton	Virginia	1984-87
B.T. Grover	Kansas	1992-96	Bernie Shively	Davidson	1967-75
Dan Guerrero	Mid-Eastern Athletic Conference	1988-92	Michael Slive	Wyoming	1954-58
Wiles Hallock	Dayton	1988-92	Gene Smith	Kentucky	1959-66
Charles Harris	Providence	1980-82	Dick Shrider	Miami (Ohio)	1982-87
Dave Hart	Big East Conference	1983-84	Michael Slive	Southeastern Conference	2005-present
Jeff Hathaway	Penn	1978	Gene Smith	Iowa St.	2000
	Stanford	1979-83	Wilbur Smith	Ohio St.	2007-present
	Ohio	1941	Neale Stoner	Tulane	1942
	UCLA	2006-present	Fred Taylor	Illinois	1988
	Western Athletic Conference	1969-71	Craig Thompson	Ohio St.	1968-73
	Pacific-10 Conference	1972-75	Mike Tranghese	Sun Belt Conference	1996-98
	Arizona St.	1992-96	Forrest Twogood	Mountain West Conference	1999-2000
	Mid-Eastern Athletic Conference	1997-98	Robert Vowels	Big East Conference	1997-2001
	Missouri	1981-86	Gary Walters	Southern California	1960-64
	Connecticut	2008-present	Stan Watts	Southwestern Athletic Conference	2006
			Kevin Weiberg	Princeton	2003-07
			Carroll Williams	BYU	1974-77
			Frank Windegger	Big 12 Conference	2001-03
				Santa Clara	1997-2001
				TCU	1982-88

Tournament Moments ...




Photo by Allen Dean Steale

March 29, 1982, championship game in the Louisiana Superdome in New Orleans – The picture says it all as North Carolina freshman Michael Jordan hit a 16-foot jumper for what turned out to be the last score of the game. Moments later, Georgetown's Fred Brown mistook Carolina's James Worthy as his teammate, Sleepy Floyd, and passed the ball to Worthy. The Tar Heels ran out the clock to take a 63-62 victory and give coach Dean Smith his first NCAA championship.