

The Final Four

Championship Results.....	2
Final Four Game Records.....	3
Championship Game Records	6
Semifinal Game Records.....	9
Final Four Two-Game Records	11
Final Four Cumulative Records	13



Championship Results

Tournament fact

The first reference to "Final Four" in an NCAA publication was in the 1975 Official Collegiate Basketball Guide. On page 5 in the National Preview-Review section written by Ed Chay of the Cleveland Plain Dealer, Chay wrote "Outspoken Al McGuire of Marquette, whose team was one of the final four in Greensboro, was among several coaches who said it was good for college basketball that UCLA was finally beaten." The first time Final Four was capitalized was in the 1978 basketball guide.

Year	Champion	Score	Runner-Up	Third Place	Fourth Place
1939	Oregon	46-33	Ohio St.	† Oklahoma	† Villanova
1940	Indiana	60-42	Kansas	† Duquesne	† Southern California
1941	Wisconsin	39-34	Washington St.	† Pittsburgh	† Arkansas
1942	Stanford	53-38	Dartmouth	† Colorado	† Kentucky
1943	Wyoming	46-34	Georgetown	† Texas	† DePaul
1944	Utah	42-40 +	Dartmouth	† Iowa St.	† Ohio St.
1945	Oklahoma St.	49-45	New York U.	† Arkansas	† Ohio St.
1946	Oklahoma St.	43-40	North Carolina	Ohio St.	California
1947	Holy Cross	58-47	Oklahoma	Texas	CCNY
1948	Kentucky	58-42	Baylor	Holy Cross	Kansas St.
1949	Kentucky	46-36	Oklahoma St.	Illinois	Oregon St.
1950	CCNY	71-68	Bradley	North Carolina St.	Baylor
1951	Kentucky	68-58	Kansas St.	Illinois	Oklahoma St.
1952	Kansas	80-63	St. John's (NY)	Illinois	Santa Clara
1953	Indiana	69-68	Kansas	Washington	LSU
1954	La Salle	92-76	Bradley	Penn St.	Southern California
1955	San Francisco	77-63	La Salle	Colorado	Iowa
1956	San Francisco	83-71	Iowa	Temple	SMU
1957	North Carolina	54-53 ‡	Kansas	San Francisco	Michigan St.
1958	Kentucky	84-72	Seattle	Temple	Kansas St.
1959	California	71-70	West Virginia	Cincinnati	Louisville
1960	Ohio St.	75-55	California	Cincinnati	New York U.
1961	Cincinnati	70-65 +	Ohio St.	* Saint Joseph's	Utah
1962	Cincinnati	71-59	Ohio St.	Wake Forest	UCLA
1963	Loyola Chicago	60-58 +	Cincinnati	Duke	Oregon St.
1964	UCLA	98-83	Duke	Michigan	Kansas St.
1965	UCLA	91-80	Michigan	Princeton	Wichita St.
1966	UTEP	72-65	Kentucky	Duke	Utah
1967	UCLA	79-64	Dayton	Houston	North Carolina
1968	UCLA	78-55	North Carolina	Ohio St.	Houston
1969	UCLA	92-72	Purdue	Drake	North Carolina
1970	UCLA	80-69	Jacksonville	New Mexico St.	St. Bonaventure
1971	UCLA	68-62	* Villanova	* Western Ky.	Kansas
1972	UCLA	81-76	Florida St.	North Carolina	Louisville
1973	UCLA	87-66	Memphis	Indiana	Providence
1974	North Carolina St.	76-64	Marquette	UCLA	Kansas
1975	UCLA	92-85	Kentucky	Louisville	Syracuse
1976	Indiana	86-68	Michigan	UCLA	Rutgers
1977	Marquette	67-59	North Carolina	UNLV	Charlotte
1978	Kentucky	94-88	Duke	Arkansas	Notre Dame
1979	Michigan St.	75-64	Indiana St.	DePaul	Penn
1980	Louisville	59-54	* UCLA	Purdue	Iowa
1981	Indiana	63-50	North Carolina	Virginia	LSU
1982	North Carolina	63-62	Georgetown	† Houston	† Louisville
1983	North Carolina St.	54-52	Houston	† Georgia	† Louisville
1984	Georgetown	84-75	Houston	† Kentucky	† Virginia
1985	Villanova	66-64	Georgetown	† St. John's (NY)	* † Memphis
1986	Louisville	72-69	Duke	† Kansas	† LSU
1987	Indiana	74-73	Syracuse	† UNLV	† Providence
1988	Kansas	83-79	Oklahoma	† Arizona	† Duke
1989	Michigan	80-79 +	Seton Hall	† Duke	† Illinois
1990	UNLV	103-73	Duke	† Arkansas	† Georgia Tech
1991	Duke	72-65	Kansas	† UNLV	† North Carolina
1992	Duke	71-51	* Michigan	† Cincinnati	† Indiana
1993	North Carolina	77-71	* Michigan	† Kansas	† Kentucky
1994	Arkansas	76-72	Duke	† Arizona	† Florida
1995	UCLA	89-78	Arkansas	† North Carolina	† Oklahoma St.
1996	Kentucky	76-67	Syracuse	* † Massachusetts	† Mississippi St.
1997	Arizona	84-79 +	Kentucky	* † Minnesota	† North Carolina
1998	Kentucky	78-69	Utah	† North Carolina	† Stanford
1999	UConn	77-74	Duke	† Michigan St.	* † Ohio St.
2000	Michigan St.	89-76	Florida	† North Carolina	† Wisconsin
2001	Duke	82-72	Arizona	† Maryland	† Michigan St.
2002	Maryland	64-52	Indiana	† Kansas	† Oklahoma
2003	Syracuse	81-78	Kansas	† Marquette	† Texas
2004	UConn	82-73	Georgia Tech	† Duke	† Oklahoma St.
2005	North Carolina	75-70	Illinois	† Louisville	† Michigan St.
2006	Florida	73-57	UCLA	† George Mason	† LSU
2007	Florida	84-75	Ohio St.	† Georgetown	† UCLA
2008	Kansas	75-68 +	* Memphis	† North Carolina	† UCLA
2009	North Carolina	89-72	Michigan St.	† UConn	† Villanova
2010	Duke	61-59	Butler	† Michigan St.	† West Virginia
2011	UConn	53-41	Butler	† Kentucky	† VCU
2012	Kentucky	67-59	Kansas	† Louisville	† Ohio St.
2013	Louisville	82-76	Michigan	† Syracuse	† Wichita St.
2014	UConn	60-54	Kentucky	† Florida	† Wisconsin

† tied for third place; + overtime; ‡ three overtimes; * later vacated

Final Four Game Records

Statistics for the Division I Men's Basketball tournament have been collected since 1939, the first year of the tournament. Individual rebounds were added in 1951, although team rebounds were not added until 1955. Assists were added in 1984. Blocked shots and steals were added in 1986. Scoring, rebounding, assists, blocked shots and steals are ranked on total number and per-game average; shooting, on percentage. In statistical rankings, the rounding of percentages and/or averages may indicate ties where none exists. In these cases, the numerical order of the rankings is accurate. In 1973, freshmen became eligible to compete on the varsity level.

A national championship game is indicated by (CH), a national semifinal game by (NSF), a national third-place game by (N3d) and a record later vacated by (*).

Individual Records

POINTS

- 58, Bill Bradley, Princeton vs. Wichita St., N3d, 3-20-1965
 48, Hal Lear, Temple vs. SMU, N3d, 3-23-1956
 44, Bill Walton, UCLA vs. Memphis, CH, 3-26-1973
 42, Bob Houbregs, Washington vs. LSU, N3d, 3-18-1953
 42, Gail Goodrich, UCLA vs. Michigan, CH, 3-20-1965
 41, Jack Givens, Kentucky vs. Duke, CH, 3-27-1978
 39, Oscar Robertson, Cincinnati vs. Louisville, N3d, 3-21-1959
 39, Al Wood, North Carolina vs. Virginia, NSF, 3-28-1981
 38, Jerry West, West Virginia vs. Louisville, NSF, 3-20-1959
 38, Jerry Chambers, Utah vs. UTEP, NSF, 3-18-1966
 38, Freddie Banks, UNLV vs. Indiana, NSF, 3-28-1987
 *Record later vacated
 42, *Jack Egan, Saint Joseph's vs. Utah, N3d, 3-25-1961 (4 ot)

POINTS BY A FRESHMAN

- 34, Mark Aguirre, DePaul vs. Penn, N3d, 3-26-1979
 33, Carmelo Anthony, Syracuse vs. Texas, NSF, 4-5-2003
 31, Mike O'Koren, North Carolina vs. UNLV, NSF, 3-26-1977
 30, Chad Kinch, Charlotte vs. UNLV, N3d, 3-28-1977
 26, Toby Bailey, UCLA vs. Arkansas, CH, 4-3-1995
 25, Pervis Ellison, Louisville vs. Duke, CH, 3-31-1986
 25, Greg Oden, Ohio St. vs. Florida, CH, 4-2-2007
 24, Jack Givens, Kentucky vs. Syracuse, NSF, 3-29-1975
 23, Patrick Ewing, Georgetown vs. North Carolina, CH, 3-29-1982
 22, Arnie Ferrin, Utah vs. Dartmouth, CH, 3-28-1944
 22, Eugene Banks, Duke vs. Notre Dame, NSF, 3-25-1978
 22, Eugene Banks, Duke vs. Kentucky, CH, 3-27-1978
 *Record later vacated
 25, Derrick Rose, *Memphis vs. UCLA, NSF, 4-5-2008

FIELD GOALS

- 22, Bill Bradley, Princeton vs. Wichita St., N3d, 3-20-1965
 21, Bill Walton, UCLA vs. Memphis, CH, 3-26-1973
 18, Jack Givens, Kentucky vs. Duke, CH, 3-27-1978
 17, Bob Houbregs, Washington vs. LSU, N3d, 3-18-1953
 17, Hal Lear, Temple vs. SMU, N3d, 3-23-1956
 16, Don May, Dayton vs. North Carolina, NSF, 3-24-1967
 16, Charlie Scott, North Carolina vs. Drake, N3d, 3-22-1969
 16, Larry Bird, Indiana St. vs. DePaul, NSF, 3-24-1979
 15, Hal Lear, Temple vs. Iowa, NSF, 3-22-1956
 15, Lew Alcindor, UCLA vs. North Carolina, CH, 3-23-1968
 15, Lew Alcindor, UCLA vs. Purdue, CH, 3-22-1969
 15, Ernie DiGregorio, Providence vs. Memphis, NSF, 3-24-1973

*Record later vacated

- 17, *Jack Egan, Saint Joseph's vs. Utah, N3d, 3-25-1961 (4 ot)
FIELD GOALS ATTEMPTED
 42, Lennie Rosenbluth, North Carolina vs. Michigan St., NSF, 3-22-1957 (3 ot)
 36, Rick Mount, Purdue vs. UCLA, CH, 3-22-1969
 36, Ernie DiGregorio, Providence vs. Memphis, NSF, 3-24-1973
 34, Elvin Hayes, Houston vs. Ohio St., N3d, 3-23-1968
 32, Elgin Baylor, Seattle vs. Kentucky, 3-22-CH, 1958
 31, Billy McGill, Utah vs. Cincinnati, 3-24-NSF, 1961
 31, Jerry Chambers, Utah vs. UTEP, NSF, 3-18-1966
 31, Elvin Hayes, Houston vs. UCLA, NSF, 3-24-1967
 30, Kevin Grevey, Kentucky vs. UCLA, CH, 3-31-1975
 29, Bill Spivey, Kentucky vs. Kansas St., NSF, 3-27-1951
 29, Artis Gilmore, Jacksonville vs. UCLA, NSF, 3-21-1970

*Record later vacated

- 33, *Jack Egan, Saint Joseph's vs. Utah, N3d, 3-25-1961 (4 ot)
 33, *Jerry Dunn, Western Ky. vs. Villanova, NSF, 3-25-1971 (2 ot)

FIELD-GOAL PERCENTAGE (Minimum 10 FGM)

- 95.5% (21-22), Bill Walton, UCLA vs. Memphis, CH, 3-26-1973
 90.9% (10-11), Jerry Lucas, Ohio St. vs. Saint Joseph's, NSF, 3-24-1961
 90.9% (10-11), Billy Thompson, Louisville vs. LSU, NSF, 3-29-1986
 90.9% (10-11), Sean May, North Carolina vs. Illinois, CH, 4-4-2005
 84.6% (11-13), Bill Walton, UCLA vs. Louisville, NSF, 3-23-1972
 84.2% (16-19), Larry Bird, Indiana St. vs. DePaul, NSF, 3-24-1979
 83.3% (10-12), Sidney Wicks, UCLA vs. New Mexico St., NSF, 3-19-1970
 83.3% (10-12), Udonis Haslem, Florida vs. Michigan St., CH, 4-3-2000
 82.4% (14-17), Joe Barry Carroll, Purdue vs. Iowa, N3d, 3-24-1980
 78.6% (11-14), Keith Langford, Kansas vs. Marquette, NSF, 4-5-2003

THREE-POINT FIELD GOALS

- 10, Freddie Banks, UNLV vs. Indiana, NSF, 3-28-1987
 7, Steve Alford, Indiana vs. Syracuse, CH, 3-30-1987
 7, Dave Sieger, Oklahoma vs. Kansas, CH, 4-4-1988
 7, Dennis Scott, Georgia Tech vs. UNLV, NSF, 3-31-1990
 7, Tony Delk, Kentucky vs. Syracuse, CH, 4-1-1996
 6, Bobby Hurley, Duke vs. Indiana, NSF, 4-4-1992
 6, Darryl Wilson, Mississippi St. vs. Syracuse, NSF, 3-30-1996
 6, Mike Bibby, Arizona vs. North Carolina, NSF, 3-29-1997
 6, Gerry McNamara, Syracuse vs. Kansas, CH, 4-7-2003
 6, Luther Head, Illinois vs. Louisville, NSF, 4-2-2005
 6, Lee Humphrey, Florida vs. George Mason, NSF, 4-1-2006

THREE-POINT FIELD GOALS ATTEMPTED

- 19, Freddie Banks, UNLV vs. Indiana, NSF, 3-28-1987
 16, Luther Head, Illinois vs. North Carolina, CH, 4-4-2005
 14, Dennis Scott, Georgia Tech vs. UNLV, NSF, 3-31-1990
 13, Dave Sieger, Oklahoma vs. Kansas, CH, 4-4-1988
 13, Damon Stoudamire, Arizona vs. Arkansas, NSF, 4-2-1994
 13, Darryl Wilson, Mississippi St. vs. Syracuse, NSF, 3-30-1996
 13, Jeff Boschee, Kansas vs. Maryland, NSF, 3-30-2002
 12, Steve Kerr, Arizona vs. Oklahoma, NSF, 4-2-1988
 12, Glen Rice, Michigan vs. Seton Hall, CH, 4-3-1989 (ot)
 12, John Morton, Seton Hall vs. Michigan, CH, 4-3-1989 (ot)

- 12, Donald Williams, North Carolina vs. Arkansas, NSF, 4-1-1995
 12, Tony Delk, Kentucky vs. Syracuse, CH, 4-1-1996
 12, Scott Padgett, Kentucky vs. Arizona, CH, 3-31-1997 (ot)
 12, Kirk Hinrich, Kansas vs. Syracuse, CH, 4-7-2003
 12, Lee Humphrey, Florida vs. George Mason, NSF, 4-1-2006

THREE-POINT FIELD-GOAL PERCENTAGE (Minimum Five 3FGM)

- 100% (5-5), Luke Hancock, Louisville vs. Michigan, CH, 4-8-2013
 83.3% (5-6), Shelvin Mack, Butler vs. VCU, NSF, 4-2-2011
 71.4% (5-7), Adonis Jordan, Kansas vs. North Carolina, NSF, 4-3-1993
 71.4% (5-7), Donald Williams, North Carolina vs. Kansas, NSF, 4-3-1993
 71.4% (5-7), Donald Williams, North Carolina vs. Michigan, CH, 4-5-1993
 71.4% (5-7), Wayne Ellington, North Carolina vs. Villanova, NSF, 4-4-2009
 70.0% (7-10), Steve Alford, Indiana vs. Syracuse, CH, 3-30-1987
 66.7% (6-9), Bobby Hurley, Duke vs. Indiana, NSF, 4-4-1992
 62.5% (5-8), Arthur Lee, Stanford vs. Kentucky, NSF, 3-28-1998 (ot)
 60.0% (6-10), Gerry McNamara, Syracuse vs. Kansas, CH, 4-7-2003

FREE THROWS MADE

- 18, Gail Goodrich, UCLA vs. Michigan, CH, 3-20-1965
 15, Oscar Robertson, Cincinnati vs. Louisville, N3d, 3-21-1959
 15, Bill Buntin, Michigan vs. Kansas St., N3d, 3-21-1964
 15, Ty Lawson, North Carolina vs. Michigan St., CH, 4-6-2009
 14, Hal Lear, Temple vs. SMU, N3d, 3-23-1956
 14, Jerry West, West Virginia vs. Louisville, NSF, 3-20-1959
 14, Bill Bradley, Princeton vs. Wichita St., N3d, 3-20-1965
 14, Mark Aguirre, DePaul vs. Penn, N3d, 3-26-1979
 14, Miles Simon, Arizona vs. Kentucky, CH, 3-31-1997 (ot)
 13, Don Schlundt, Indiana vs. LSU, NSF, 3-17-1953
 *Record later vacated
 13, *Jim Lynam, Saint Joseph's vs. Utah, N3d, 3-25-1961 (4 ot)

FREE THROWS ATTEMPTED

- 20, Jerry West, West Virginia vs. Louisville, NSF, 3-20-1959
 20, Gail Goodrich, UCLA vs. Michigan, CH, 3-20-1965
 19, Oscar Robertson, Cincinnati vs. Louisville, N3d, 3-21-1959
 18, Bob Pettit, LSU vs. Indiana, NSF, 3-17-1953
 18, Ty Lawson, North Carolina vs. Michigan St., CH, 4-6-2009
 17, Don Schlundt, Indiana vs. LSU, NSF, 3-17-1953
 17, Bob Carney, Bradley vs. La Salle, CH, 3-20-1954
 17, Hal Lear, Temple vs. SMU, N3d, 3-23-1956
 17, Paul Hogue, Cincinnati vs. UCLA, NSF, 3-23-1962
 17, Bill Buntin, Michigan vs. Kansas St., N3d, 3-21-1964
 17, Miles Simon, Arizona vs. Kentucky, CH, 3-31-1997 (ot)
 17, Ty Lawson, North Carolina vs. Villanova, NSF, 4-4-2009

FREE-THROW PERCENTAGE (Minimum 10 FTM)

- 100% (12-12), Jim Spanarkel, Duke vs. Notre Dame, NSF, 3-25-1978
 100% (12-12), Christian Laettner, Duke vs. Kansas, CH, 4-1-1991
 100% (11-11), Jeff Lamp, Virginia vs. LSU, N3d, 3-30-1981
 100% (10-10), Ron King, Florida St. vs. North Carolina, NSF, 3-23-1972
 100% (10-10), Maurice Ager, Michigan St. vs. North Carolina, NSF, 4-2-2005
 93.3% (14-15), Bill Bradley, Princeton vs. Wichita St., N3d, 3-25-1965

- 93.3% (14-15), Mark Aguirre, DePaul vs. Penn, N3d, 3-26-1979
 92.3% (12-13), Cedric Maxwell, Charlotte vs. UNLV, N3d, 3-28-1977
 91.7% (11-12), Dick Estergard, Bradley vs. La Salle, CH, 3-20-1954
 91.7% (11-12), Jim Krebs, SMU vs. Temple, N3d, 3-23-1956
 91.7% (11-12), Bill Walton, UCLA vs. Louisville, NSF, 3-23-1972
 91.7% (11-12), Magic Johnson, Michigan St. vs. Penn, NSF, 3-24-1979
 91.7% (11-12), Matt Howard, Butler vs. VCU, NSF, 4-2-2011
**Record later vacated*
 92.9% (13-14), *Jim Lynam, Saint Joseph's vs. Utah, N3d, 3-25-1961 (4 ot)
 91.7% (11-12), Derrick Rose, *Memphis vs. UCLA, NSF, 4-5-2008

REBOUNDS

- 27, Bill Russell, San Francisco vs. Iowa, CH, 3-23-1956
 24, Elvin Hayes, Houston vs. UCLA, NSF, 3-24-1967
 23, Bill Russell, San Francisco vs. SMU, NSF, 3-22-1956
 22, Elgin Baylor, Seattle vs. Kansas St., NSF, 3-21-1958
 22, Tom Sanders, New York U. vs. Ohio St., NSF, 3-18-1960
 22, Larry Kenon, Memphis vs. Providence, NSF, 3-24-1973
 22, Akeem Olajuwon, Houston vs. Louisville, NSF, 4-2-1983
 21, Bill Spivey, Kentucky vs. Kansas St., CH, 3-27-1951
 21, Lew Alcindor, UCLA vs. Drake, NSF, 3-20-1969
 21, Artis Gilmore, Jacksonville vs. St. Bonaventure, NSF, 3-19-1970

- 21, Bill Walton, UCLA vs. Louisville, NSF, 3-23-1972
 21, Nick Collison, Kansas vs. Syracuse, CH, 4-7-2003

REBOUNDS SINCE 1973

- 22, Larry Kenon, Memphis vs. Providence, NSF, 3-24-1973
 22, Akeem Olajuwon, Houston vs. Louisville, NSF, 4-2-1983
 21, Nick Collison, Kansas vs. Syracuse, CH, 4-7-2003
 19, Bobby Wilkerson, Indiana vs. UCLA, NSF, 3-27-1976
 19, Derrick Coleman, Syracuse vs. Indiana, CH, 3-30-1987
 18, Bill Walton, UCLA vs. North Carolina St., NSF, 3-23-1974
 18, Marques Johnson, UCLA vs. Rutgers, N3d, 3-29-1976
 18, Akeem Olajuwon, Houston vs. North Carolina St., CH, 4-4-1983
 18, Danny Manning, Kansas vs. Oklahoma, CH, 4-4-1988
 17, Bill Walton, UCLA vs. Indiana, NSF, 3-26-1973
 17, Ed O'Bannon, UCLA vs. Arkansas, CH, 4-3-1995
 17, Al Horford, Florida vs. UCLA, NSF, 3-31-2007

ASSISTS

- 18, Mark Wade, UNLV vs. Indiana, NSF, 3-28-1987
 13, T.J. Ford, Texas vs. Syracuse, NSF, 4-5-2003
 12, Rumeal Robinson, Michigan vs. Illinois, NSF, 4-1-1989
 11, Michael Jackson, Georgetown vs. St. John's (NY), NSF, 3-30-1985
 11, Milt Wagner, Louisville vs. LSU, NSF, 3-29-1986
 11, Rumeal Robinson, Michigan vs. Seton Hall, CH, 4-3-1989 (ot)
 11, Steve Blake, Maryland vs. Kansas, NSF, 3-30-2002
 10, Corey Beck, Arkansas vs. North Carolina, NSF, 4-1-1995
 10, Mateen Cleaves, Michigan St. vs. Duke, NSF, 3-27-1999
 10, Aaron Miles, Kansas vs. Maryland, NSF, 3-30-2002

**Record later vacated*

- 12, *Edgar Padilla, Massachusetts vs. Kentucky, NSF, 3-30-1996

BLOCKED SHOTS

- 7, Jeff Withey, Kansas vs. Ohio St., NSF, 3-31-2012
 6, Danny Manning, Kansas vs. Duke, NSF, 4-2-1988
 6, Joakim Noah, Florida vs. UCLA, CH, 4-3-2006
 6, Anthony Davis, Kentucky vs. Kansas, CH, 4-2-2012

- 5, Anthony Davis, Kentucky vs. Louisville, NSF, 3-31-2012
 4, 14 tied (most recent: Gorgui Dieng, Louisville vs. Kentucky, NSF, 3-31-2012; Jeff Withey, Kansas vs. Kentucky, CH, 4-2-2012)

**Record later vacated*

- 6, *Marcus Camby, Massachusetts vs. Kentucky, NSF, 3-30-1996

STEALS

- 8, Ty Lawson, North Carolina vs. Michigan St., CH, 4-6-2009
 7, Tommy Amaker, Duke vs. Louisville, CH, 3-31-1986
 7, Mookie Blaylock, Oklahoma vs. Kansas, CH, 4-4-1988
 6, Gilbert Arenas, Arizona vs. Michigan St., NSF, 3-31-2001
 5, Danny Manning, Kansas vs. Oklahoma, CH, 4-4-1988
 5, Greg Anthony, UNLV vs. Duke, CH, 4-2-1990
 5, Anthony Epps, Kentucky vs. Minnesota, NSF, 3-29-1997
 5, Wayne Turner, Kentucky vs. Minnesota, NSF, 3-29-1997
 5, Juan Dixon, Maryland vs. Indiana, CH, 4-1-2002
 5, Raymor Morgan, Michigan St. vs. UConn, NSF, 4-4-2009

"UNOFFICIAL" TRIPLE-DOUBLES

- B.H. Born, Kansas vs. Indiana, CH, 3-18-1953: 26 pts., 15 rebs. & 13 blocks.
 Oscar Robertson, Cincinnati vs. Louisville, N3d, 3-21-1959: 39 pts., 17 rebs. & 10 asts.
 Oscar Robertson, Cincinnati vs. California, NSF, 3-18-1960: 18 pts., 10 rebs. & 10 asts.
 Oscar Robertson, Cincinnati vs. New York U., N3d, 3-19-1960: 32 pts., 14 rebs. & 11 asts.
 Magic Johnson, Michigan St. vs. Penn, NSF, 3-24-1979: 29 pts., 10 rebs. & 10 asts.

NOTE: Although assists were not ranked nationally until 1984, and steals and blocked shots were added in 1986, many official tournament box scores before this time included these statistics and were used in compiling the list of "unofficial" tournament triple-doubles.

Team Records**POINTS**

- 120, Utah vs. Saint Joseph's (127), N3d, 3-25-1961 (4 ot)
 118, Princeton vs. Wichita St. (82), N3d, 3-20-1965
 108, UCLA vs. Wichita St. (89), NSF, 3-19-1965
 106, UCLA vs. Rutgers (92), N3d, 3-29-1976
 106, UNLV vs. Charlotte (94), N3d, 3-28-1977
 105, North Carolina vs. Louisville (91), N3d, 3-25-1972
 104, Drake vs. North Carolina (84), N3d, 3-22-1969
 103, UNLV vs. Duke (73), CH, 4-2-1990
 101, UCLA vs. Houston (69), NSF, 3-22-1968
 101, Michigan St. vs. Penn (67), NSF, 3-24-1979

**Record later vacated*

- 127, *Saint Joseph's vs. Utah (120), N3d, 3-25-1961 (4 ot)

FEWEST POINTS

- 28, Kentucky vs. Dartmouth (47), NSF, 3-21-1942
 30, Duquesne vs. Indiana (39), NSF, 3-21-1940
 30, Pittsburgh vs. Wisconsin (36), NSF, 3-22-1941
 30, Oregon St. vs. Oklahoma St. (55), NSF, 3-19-1949
 31, Iowa St. vs. Utah (40), NSF, 3-25-1944

WINNING MARGIN

- 36, Princeton (118) vs. Wichita St. (82), N3d, 3-20-1965
 34, Cincinnati (80) vs. Oregon St. (46), NSF, 3-22-1963
 34, Michigan St. (101) vs. Penn (67), NSF, 3-24-1979
 33, Kansas (94) vs. Marquette (61), NSF, 4-5-2003
 32, UCLA (101) vs. Houston (69), NSF, 3-22-1968

SMALLEST WINNING MARGIN

- 1, 15 tied (most recent: Kentucky [74] vs. Wisconsin [73], NSF, 4-5-2014)

POINTS BY LOSING TEAM

- 120, Utah vs. Saint Joseph's (127), N3d, 3-25-1961 (4 ot)
 94, Charlotte vs. UNLV (106), N3d, 3-28-1977
 93, Penn vs. DePaul (96), N3d, 3-26-1979

- 93, UNLV vs. Indiana (97), NSF, 3-28-1987
 92, Rutgers vs. UCLA (106), N3d, 3-29-1976

DEFICIT OVERCOME TO WIN

- 22, Duke vs. Maryland, 17-39 with 6:37 left in 1st half, F: 94-84, NSF, 3-31-2001
 18, Seton Hall vs. Duke, 8-26 with 8:36 left in 1st half, F: 95-78, NSF, 4-1-1989
 15, Loyola Chicago vs. Cincinnati, 30-45 with 14:00 left in 2nd half, F: 60-58 (ot), CH, 3-23-1963
 13, Duke vs. Florida, 32-45 with 17:58 left in 2nd half, F: 70-65, NSF, 4-2-1994
 13, Kansas vs. Ohio St., 21-34 with 0:24 left in 1st half, F: 64-62, NSF, 3-31-2012

BIGGEST LEAD BEFORE OTHER TEAM SCORES

- 14, North Carolina vs. Houston with 14:57 left in 1st half, F: 68-63, NSF, 3-27-1982
 14, Kansas vs. Duke with 13:14 left in 1st half, F: 66-59, NSF, 4-2-1988

FIELD GOALS

- 50, Utah vs. Saint Joseph's, N3d, 3-25-1961 (4 ot)
 48, Princeton vs. Wichita St., N3d, 3-20-1965
 47, UNLV vs. Charlotte, N3d, 3-28-1977
 45, Drake vs. North Carolina, N3d, 3-22-1969
 44, UCLA vs. Wichita St., NSF, 3-19-1965

**Record later vacated*

- 45, *Saint Joseph's vs. Utah, N3d, 3-25-1961 (4 ot)

FEWEST FIELD GOALS

- 9, Oklahoma St. vs. Kentucky, CH, 3-26-1949
 10, Wisconsin vs. Pittsburgh, NSF, 3-22-1941
 10, Kentucky vs. Dartmouth, NSF, 3-21-1942
 11, Duquesne vs. Indiana, NSF, 3-21-1940
 11, Oregon St. vs. Oklahoma St., NSF, 3-19-1949

FIELD GOALS ATTEMPTED

- 103, Utah vs. Saint Joseph's, N3d, 3-25-1961 (4 ot)
 100, Rutgers vs. UCLA, N3d, 3-29-1976
 95, Houston vs. Ohio St., N3d, 3-23-1968
 95, UNLV vs. Charlotte, N3d, 3-28-1977
 92, Purdue vs. UCLA, CH, 3-22-1969

**Record later vacated*

- 105, *Western Ky. vs. Villanova, NSF, 3-25-1971 (2 ot)

- 101, *Saint Joseph's vs. Utah, N3d, 3-25-1961 (4 ot)

FEWEST FIELD GOALS ATTEMPTED

- 28, Villanova vs. Georgetown, CH, 4-1-1985
 38, Villanova vs. Memphis, NSF, 3-30-1985
 41, Georgetown vs. Louisville, NSF, 3-27-1982
 41, Duke vs. Kansas, CH, 4-1-1991
 42, Houston vs. Virginia, NSF, 3-31-1984 (ot)
 42, St. John's (NY) vs. Georgetown, NSF, 3-30-1985
 42, Michigan St. vs. Butler, NSF, 4-3-2010

FIELD-GOAL PERCENTAGE

- 78.6% (22-28), Villanova vs. Georgetown, CH, 4-1-1985
 67.4% (31-46), Ohio St. vs. California, CH, 3-19-1960
 64.5% (40-62), UCLA vs. Memphis, CH, 3-26-1973
 64.0% (48-75), Princeton vs. Wichita St., N3d, 3-20-1965
 63.6% (35-55), Kansas vs. Oklahoma, CH, 4-4-1988

LOWEST FIELD-GOAL PERCENTAGE

- 18.8% (12-64), Butler vs. UConn, CH, 4-4-2011
 19.5% (15-77), North Carolina St. vs. Baylor, N3d, 3-28-1950
 21.5% (14-65), Washington St. vs. Wisconsin, CH, 3-29-1941
 23.4% (15-64), Baylor vs. Kentucky, CH, 3-23-1948
 24.5% (13-53), Kentucky vs. Georgetown, NSF, 3-31-1984

THREE-POINT FIELD GOALS

- 13, UNLV vs. Indiana, NSF, 3-28-1987
 13, Duke vs. West Virginia, NSF, 4-3-2010
 12, Arkansas vs. North Carolina, NSF, 4-1-1995
 12, Kentucky vs. Syracuse, CH, 4-1-1996
 12, Illinois vs. Louisville, NSF, 4-2-2005
 12, Illinois vs. North Carolina, CH, 4-4-2005
 12, Florida vs. George Mason, NSF, 4-1-2006

FEWEST THREE-POINT FIELD GOALS

- 0, LSU vs. UCLA, NSF, 4-1-2006
 1, Duke vs. UNLV, CH, 4-2-1990
 1, UConn vs. Ohio St., NSF, 3-27-1999
 1, UConn vs. Kentucky, NSF, 4-2-2011
 1, UConn vs. Butler, CH, 4-4-2011
 1, Florida vs. UConn, NSF, 4-5-2014

**Record later vacated*

- 0, *Michigan vs. Kentucky, NSF, 4-3-1993 (ot)
 1, *Michigan vs. Duke, CH, 4-6-1992

THREE-POINT FIELD GOALS ATTEMPTED

40, Illinois vs. North Carolina, CH, 4-4-2005
 35, UNLV vs. Indiana, NSF, 3-28-1987
 34, Arkansas vs. North Carolina, NSF, 4-1-1995
 33, Butler vs. UConn, CH, 4-4-2011
 32, Arizona vs. Arkansas, NSF, 4-2-1994

FEWEST THREE-POINT FIELD GOALS ATTEMPTED

4, Indiana vs. UNLV, NSF, 3-28-1987
 4, Kansas vs. Duke, NSF, 4-2-1988
 6, Kansas vs. Oklahoma, CH, 4-4-1988
 6, UConn vs. Ohio St., NSF, 3-27-1999
 6, LSU vs. UCLA, NSF, 4-1-2006
 6, UConn vs. Michigan St., NSF, 4-4-2009

*Record later vacated

4, *Michigan vs. Kentucky, NSF, 4-3-1993 (ot)

THREE-POINT FIELD-GOAL PERCENTAGE (Minimum Seven 3FGM)

66.7% (10-15), UNLV vs. Georgia Tech, NSF, 3-31-1990
 63.6% (7-11), Indiana vs. Syracuse, CH, 3-30-1987
 63.6% (7-11), Duke vs. Indiana, NSF, 4-4-1992
 61.5% (8-13), Indiana vs. Oklahoma, NSF, 3-30-2002
 61.1% (11-18), Syracuse vs. Kansas, CH, 4-7-2003

LOWEST THREE-POINT FIELD-GOAL PERCENTAGE (Minimum Five 3FGA)

0.0% (0-6), LSU vs. UNLV, NSF, 4-1-2006
 8.3% (1-12), UConn vs. Kentucky, NSF, 4-2-2011
 9.1% (1-11), Duke vs. UNLV, CH, 4-2-1990
 9.1% (1-11), UConn vs. Butler, CH, 4-4-2011
 10.0% (1-10), Florida vs. UConn, NSF, 4-5-2014

*Record later vacated

9.1% (1-11), *Michigan vs. Duke, CH, 4-6-1992

FREE THROWS MADE

37, Jacksonville vs. St. Bonaventure, NSF, 3-19-1970
 34, DePaul vs. Penn, N3d, 3-26-1979
 34, Virginia vs. LSU, N3d, 3-30-1981
 34, Arizona vs. Kentucky, CH, 3-31-1997 (ot)
 32, Bradley vs. La Salle, CH, 3-20-1954

32, Duke vs. Notre Dame, NSF, 3-25-1978

*Record later vacated

37, *Saint Joseph's vs. Utah, N3d, 3-25-1961 (4 ot)

FEWEST FREE THROWS MADE

1, UNLV vs. North Carolina, NSF, 3-26-1977
 2, Dartmouth vs. Utah, CH, 3-28-1944 (ot)
 2, DePaul vs. Indiana St., NSF, 3-24-1979
 2, North Carolina vs. Utah, NSF, 3-28-1998
 2, Indiana vs. Maryland, CH, 4-1-2002

FREE THROWS ATTEMPTED

45, Jacksonville vs. St. Bonaventure, NSF, 3-19-1970
 44, LSU vs. Indiana, NSF, 3-17-1953
 44, Bradley vs. La Salle, CH, 3-20-1954
 44, UCLA vs. Drake, NSF, 3-20-1969
 44, North Carolina vs. Louisville, N3d, 3-25-1972
 44, Syracuse vs. Providence, NSF, 3-28-1987

FEWEST FREE THROWS ATTEMPTED

5, Dartmouth vs. Utah, CH, 3-28-1944 (ot)
 5, UNLV vs. North Carolina, NSF, 3-26-1977
 5, DePaul vs. Indiana St., NSF, 3-24-1979
 6, Dartmouth vs. Stanford, CH, 3-28-1942
 6, Indiana vs. UCLA, NSF, 3-24-1973

6, Mississippi St. vs. Syracuse, NSF, 3-30-1996
 6, Illinois vs. North Carolina, CH, 4-4-2005

FREE-THROW PERCENTAGE**(Minimum 15 FTM)**

95.0% (19-20), Wisconsin vs. Kentucky, NSF, 4-5-2014
 93.8% (15-16), Ohio St. vs. Cincinnati, CH, 3-25-1961 (ot)
 92.0% (23-25), Marquette vs. North Carolina, CH, 3-28-1977
 90.9% (20-22), Santa Clara vs. Illinois, N3d, 3-26-1952
 90.5% (19-21), Duke vs. Louisville, CH, 3-31-1986

LOWEST FREE-THROW PERCENTAGE

20.0% (1-5), UNLV vs. North Carolina, NSF, 3-26-1977
 28.6% (2-7), North Carolina vs. Utah, NSF, 3-28-1998
 28.6% (2-7), Indiana vs. Maryland, CH, 4-1-2002
 33.3% (5-15), Oklahoma St. vs. New York U., CH, 3-27-1945
 33.3% (4-12), Kentucky vs. UConn, NSF, 4-2-2011

REBOUNDS

76, Houston vs. North Carolina, N3d, 3-25-1967
 67, Kansas vs. Western Ky., N3d, 3-27-1971
 65, Michigan St. vs. North Carolina, NSF, 3-22-1957 (3 ot)
 65, Utah vs. Saint Joseph's, N3d, 3-25-1961 (4 ot)
 61, UCLA vs. Purdue, CH, 3-22-1969

*Record later vacated

69, *Western Ky. vs. Villanova, NSF, 3-25-1971 (2 ot)

FEWEST REBOUNDS

17, Villanova vs. Georgetown, CH, 4-1-1985
 17, Georgetown vs. Villanova, CH, 4-1-1985
 20, Wisconsin vs. Michigan St., NSF, 4-1-2000
 21, Memphis vs. UCLA, CH, 3-26-1973
 21, DePaul vs. Indiana St., NSF, 3-24-1979

REBOUND MARGIN

25, Michigan St. (60) vs. San Francisco (35), N3d, 3-23-1957
 24, Houston (76) vs. North Carolina (52), N3d, 3-25-1967
 23, Seattle (56) vs. Kansas St. (33), NSF, 3-21-1958
 23, New Mexico St. (57) vs. St. Bonaventure (34), N3d, 3-21-1970
 22, Michigan St. (42) vs. Wisconsin (20), NSF, 4-1-2000

ASSISTS

26, Louisville vs. LSU, NSF, 3-29-1986
 24, UNLV vs. Duke, CH, 4-2-1990
 23, UNLV vs. Indiana, NSF, 3-28-1987
 23, Michigan vs. Illinois, NSF, 4-1-1989
 22, Arkansas vs. North Carolina, NSF, 4-1-1995
 22, Kentucky vs. Syracuse, CH, 4-1-1996
 22, Kansas vs. Maryland, NSF, 3-30-2002
 22, Kansas vs. Marquette, NSF, 4-5-2003

BLOCKED SHOTS

11, Kentucky vs. Kansas, CH, 4-2-2012
 10, Florida vs. UCLA, CH, 4-3-2006
 10, UConn vs. Butler, CH, 4-4-2011
 9, Kansas vs. Duke, NSF, 4-2-1988
 9, Maryland vs. Kansas, NSF, 3-30-2002
 9, Kansas vs. North Carolina, NSF, 4-5-2008

STEALS

16, UNLV vs. Duke, CH, 4-2-1990
 15, Arkansas vs. UCLA, CH, 4-3-1995
 14, Kentucky vs. Minnesota, NSF, 3-29-1997
 13, Duke vs. Louisville, CH, 3-31-1986
 13, Oklahoma vs. Kansas, CH, 4-4-1988

PERSONAL FOULS

35, St. John's (NY) vs. Kansas, CH, 3-26-1952
 33, Providence vs. Syracuse, NSF, 3-28-1987
 33, Indiana vs. Duke, NSF, 4-4-1992
 32, Bradley vs. CCNY, CH, 3-28-1950
 32, St. Bonaventure vs. Jacksonville, NSF, 3-19-1970

FEWEST PERSONAL FOULS

5, Stanford vs. Dartmouth, CH, 3-28-1942
 6, Utah vs. Dartmouth, CH, 3-28-1944 (ot)
 7, Dartmouth vs. Stanford, CH, 3-28-1942
 8, Wisconsin vs. Pittsburgh, NSF, 3-22-1941
 8, Washington St. vs. Wisconsin, CH, 3-29-1941

PLAYERS DISQUALIFIED

4, St. Bonaventure vs. Jacksonville, NSF, 3-19-1970
 4, Syracuse vs. Louisville, N3d, 3-31-1975 (ot)
 4, Penn vs. DePaul, N3d, 3-26-1979
 4, Indiana vs. Duke, NSF, 4-4-1992
 4, Kentucky vs. Arizona, CH, 3-31-1997 (ot)

Team and Two-Team Scoring by Halves**POINTS IN A HALF, TEAM**

65, UCLA vs. Wichita St., NSF, 3-19-1965 (1st)
 65, Princeton vs. Wichita St., N3d, 3-20-1965 (2d)
 62, Seton Hall vs. Duke, NSF, 4-1-1989 (2d)
 59, Kansas vs. Marquette, NSF, 4-5-2003 (1st)
 58, Memphis vs. Providence, NSF, 3-24-1973 (2d)
 58, Houston vs. Louisville, NSF, 4-2-1983 (2d)

POINTS IN A HALF, BOTH TEAMS

111, Louisville (57) vs. North Carolina (54), N3d, 3-25-1972 (2d)

108, Princeton (65) vs. Wichita St. (43), N3d, 3-20-1965 (2d)
 106, UCLA (57) vs. Rutgers (49), N3d, 3-29-1976 (1st)
 105, Charlotte (55) vs. UNLV (50), N3d, 3-28-1977 (1st)
 104, Notre Dame (57) vs. Duke (47), NSF, 3-25-1978 (2d)

104, Maryland (53) vs. Kansas (51), NSF, 3-30-2002 (2d)

POINTS AT HALFTIME, TEAM

65, UCLA vs. Wichita St. (38), NSF, 3-19-1965
 59, Kansas vs. Marquette (30), NSF, 4-5-2003
 57, UCLA vs. Rutgers (49), N3d, 3-29-1976
 55, Charlotte vs. UNLV (50), N3d, 3-28-1977
 55, North Carolina vs. Michigan St. (34), CH, 4-6-2009

POINTS AT HALFTIME, BOTH TEAMS

106, UCLA (57) vs. Rutgers (49), N3d, 3-29-1976
 105, Charlotte (55) vs. UNLV (50), N3d, 3-28-1977
 103, UCLA (65) vs. Wichita St. (38), NSF, 3-19-1965
 102, Louisville (53) vs. Cincinnati (49), N3d, 3-21-1959
 100, Indiana (53) vs. UNLV (47), NSF, 3-28-1987
 100, Kansas (50) vs. Oklahoma (50), CH, 4-4-1988

FEWEST POINTS IN A HALF, TEAM

10, Villanova vs. Ohio St., NSF, 3-18-1939 (1st)
 11, Oregon St. vs. Oklahoma St., NSF, 3-19-1949 (1st)
 11, Kentucky vs. Georgetown, NSF, 3-31-1984 (2d)
 12, Pittsburgh vs. Wisconsin, NSF, 3-22-1941 (2d)
 13, Duquesne vs. Indiana, NSF, 3-21-1940 (1st)
 13, Kentucky vs. Dartmouth, NSF, 3-21-1942 (1st)

FEWEST POINTS IN A HALF, BOTH TEAMS

31, Duquesne (17) vs. Indiana (14), NSF, 3-21-1940 (2d)
 32, Pittsburgh (18) vs. Wisconsin (14), NSF, 3-22-1941 (1st)
 32, Oklahoma St. (21) vs. Oregon St. (11), NSF, 3-19-1949 (1st)
 34, Wisconsin (22) vs. Pittsburgh (12), NSF, 3-22-1941 (2d)
 34, Wyoming (18) vs. Georgetown (16), CH, 3-30-1943 (1st)

FEWEST POINTS AT HALFTIME, TEAM

10, Villanova vs. Ohio St. (25), NSF, 3-18-1939
 11, Oregon St. vs. Oklahoma St. (21), NSF, 3-19-1949
 13, Duquesne vs. Indiana (25), NSF, 3-21-1940
 13, Kentucky vs. Dartmouth (23), NSF, 3-21-1942
 14, Oklahoma vs. Oregon (21), NSF, 3-21-1939
 14, Wisconsin vs. Pittsburgh (18), NSF, 3-22-1941
 14, Oklahoma St. vs. Kansas St. (37), NSF, 3-24-1951

FEWEST POINTS AT HALFTIME, BOTH TEAMS

32, Pittsburgh (18) vs. Wisconsin (14), NSF, 3-22-1941
 32, Oklahoma St. (21) vs. Oregon St. (11), NSF, 3-19-1949
 34, Wyoming (18) vs. Georgetown (16), CH, 3-30-1943
 35, Ohio St. (25) vs. Villanova (10), NSF, 3-18-1939
 35, Oregon (21) vs. Oklahoma (14), NSF, 3-21-1939
 35, Utah (19) vs. Iowa St. (16), NSF, 3-25-1944
 35, Dartmouth (18) vs. Utah (17), CH, 3-28-1944

HALFTIME LEAD

33, Michigan St. (50) vs. Penn (17), NSF, 3-24-1979
 29, Kansas (59) vs. Marquette (30), NSF, 4-5-2003
 27, UCLA (65) vs. Wichita St. (38), NSF, 3-19-1965
 23, Kansas St. (37) vs. Oklahoma St. (14), NSF, 3-24-1951
 23, Purdue (53) vs. North Carolina (30), NSF, 3-20-1969

HALFTIME DEFICIT OVERCOME TO WIN

11, Temple vs. Kansas St., H: 28-39, F: 67-57, N3d, 3-22-1958
 11, Duke vs. Maryland, H: 38-49, F: 94-84, NSF, 3-31-2001
 10, Kentucky vs. Utah, H: 31-41, F: 78-69, CH, 3-30-1998
 9, Memphis vs. Providence, H: 40-49, F: 98-85, NSF, 3-24-1973
 9, Kansas vs. Ohio St., H: 25-34, F: 64-62, NSF, 3-31-2012

Two-Team Records

POINTS

- 200, Princeton (118) vs. Wichita St. (82), N3d, 3-20-1965
 200, UNLV (106) vs. Charlotte (94), N3d, 3-28-1977
 198, UCLA (106) vs. Rutgers (92), N3d, 3-29-1976
 197, UCLA (108) vs. Wichita St. (89), NSF, 3-19-1965
 196, North Carolina (105) vs. Louisville (91), N3d, 3-25-1972

*Record later vacated

- 247, *Saint Joseph's (127) vs. Utah (120), N3d, 3-25-1961 (4 ot)

FEWEST POINTS

- 73, Wisconsin (39) vs. Washington St. (34), CH, 3-29-1941
 79, Ohio St. (33) vs. Oregon (46), CH, 3-27-1939
 80, Georgetown (34) vs. Wyoming (46), CH, 3-30-1943
 82, Dartmouth (40) vs. Utah (42), CH, 3-28-1944 (ot)
 82, Oklahoma St. (36) vs. Kentucky (46), CH, 3-26-1949

FIELD GOALS

- 83, UNLV (47) vs. Charlotte (36), N3d, 3-28-1977
 82, UCLA (44) vs. Rutgers (38), N3d, 3-29-1976
 80, UCLA (44) vs. Wichita St. (36), NSF, 3-19-1965
 79, Memphis (41) vs. Providence (38), NSF, 3-24-1973
 77, Princeton (48) vs. Wichita St. (29), N3d, 3-20-1965
 77, Drake (45) vs. North Carolina (32), N3d, 3-22-1969

*Record later vacated

- 95, Utah (50) vs. *Saint Joseph's (45), N3d, 3-25-1961 (4 ot)

FIELD GOALS ATTEMPTED

- 180, Rutgers (100) vs. UCLA (80), N3d, 3-29-1976
 172, Houston (95) vs. Ohio St. (77), N3d, 3-22-1968
 168, North Carolina (88) vs. Michigan St. (80), NSF, 3-22-1957
 167, San Francisco (87) vs. Iowa (80), CH, 3-23-1956
 167, UNLV (95) vs. Charlotte (72), N3d, 3-28-1977

*Record later vacated

- 204, Utah (103) vs. *Saint Joseph's (101), N3d, 3-25-1961 (4 ot)
 178, *Western Ky. (105) vs. *Villanova (73), NSF, 3-25-1971 (2 ot)

THREE-POINT FIELD GOALS

- 22, Arkansas (12) vs. North Carolina (10), NSF, 4-1-1995

- 21, Illinois (12) vs. North Carolina (9), CH, 4-4-2005
 18, UNLV (10) vs. Georgia Tech (8), NSF, 3-31-1990
 18, Kentucky (12) vs. Syracuse (6), CH, 4-1-1996
 18, Illinois (12) vs. Louisville (6), NSF, 4-2-2005
 18, Duke (13) vs. West Virginia (5), NSF, 4-3-2010

THREE-POINT FIELD GOALS ATTEMPTED

- 62, Arkansas (34) vs. North Carolina (28), NSF, 4-1-1995
 56, Arizona (32) vs. Arkansas (24), NSF, 4-2-1994
 56, Illinois (40) vs. North Carolina (16), CH, 4-4-2005
 50, Arizona (29) vs. North Carolina (21), NSF, 3-29-1997
 50, Florida (28) vs. North Carolina (22), NSF, 4-1-2000
 50, Illinois (30) vs. Louisville (20), NSF, 4-2-2005

FREE THROWS MADE

- 60, North Carolina (33) vs. Louisville (27), N3d, 3-25-1972
 53, Indiana (30) vs. LSU (23), NSF, 3-17-1953
 52, Jacksonville (37) vs. St. Bonaventure (15), NSF, 3-19-1970
 51, Colorado (29) vs. Iowa (22), N3d, 3-19-1955
 50, Bradley (32) vs. La Salle (18), CH, 3-20-1954
 *Record later vacated
 57, *Saint Joseph's (37) vs. Utah (20), N3d, 3-25-1961 (4 ot)

FREE THROWS ATTEMPTED

- 86, LSU (44) vs. Indiana (42), NSF, 3-17-1953
 81, North Carolina (44) vs. Louisville (37), N3d, 3-25-1972
 70, Kentucky (38) vs. Syracuse (32), NSF, 3-29-1975
 69, Colorado (40) vs. Iowa (29), N3d, 3-19-1955
 69, North Carolina (40) vs. Michigan St. (29), CH, 4-6-2009

*Record later vacated

- 76, *Saint Joseph's (42) vs. Utah (34), N3d, 3-25-1961 (4 ot)

REBOUNDS

- 128, Houston (76) vs. North Carolina (52), N3d, 3-25-1967
 119, Michigan St. (65) vs. North Carolina (54), NSF, 3-22-1957 (3 ot)
 112, Ohio St. (58) vs. Houston (54), N3d, 3-23-1968
 111, UCLA (57) vs. Houston (54), NSF, 3-22-1968
 110, UCLA (57) vs. Rutgers (53), N3d, 3-29-1976

*Record later vacated

- 128, Utah (65) vs. *Saint Joseph's (63), N3d, 3-25-1961 (4 ot)
 123, *Western Ky. (69) vs. *Villanova (54), NSF, 3-25-1971 (2 ot)
 123, Kansas (67) vs. *Western Ky. (56), N3d, 3-27-1971

ASSISTS

- 40, Kansas (22) vs. Maryland (18), NSF, 3-30-2002
 39, Houston (20) vs. Georgetown (19), CH, 4-2-1984
 39, Louisville (26) vs. LSU (13), NSF, 3-29-1986
 39, UNLV (23) vs. Indiana (16), NSF, 3-28-1987
 37, Michigan (23) vs. Illinois (14), 4-1-1989

- 37, Arkansas (19) vs. Arizona (18), 4-2-1994
 37, Arkansas (22) vs. North Carolina (15), 4-1-1995

*Record later vacated

- 39, Kentucky (20) vs. *Massachusetts (19), NSF, 3-30-1996

BLOCKED SHOTS

- 16, Kentucky (11) vs. Kansas (5), CH, 4-2-2012
 15, Kansas (8) vs. Ohio St. (7), NSF, 3-31-2012
 14, Kansas (9) vs. Duke (5), NSF, 4-2-1988
 12, Kentucky (7) vs. Stanford (5), NSF, 3-28-1998 (ot)
 12, Arizona (7) vs. Duke (5), CH, 4-2-2001

- 12, Maryland (9) vs. Kansas (3), NSF, 3-30-2002

- 12, LSU (7) vs. UCLA (5), NSF, 4-1-2006

- 12, Kansas (9) vs. North Carolina (3), NSF, 4-5-2008

- 12, UConn (10) vs. Butler (2), CH, 4-4-2011

*Record later vacated

- 14, *Massachusetts (8) vs. Kentucky (6), NSF, 3-30-1996

STEALS

- 26, Arkansas (15) vs. UCLA (11), CH, 4-3-1995
 24, Oklahoma (13) vs. Kansas (11), CH, 4-4-1988
 22, Maryland (12) vs. Indiana (10), CH, 4-1-2002
 22, Kansas (11) vs. Memphis (11), CH, 4-7-2008 (ot)
 21, UNLV (16) vs. Duke (5), CH, 4-2-1990

PERSONAL FOULS

- 61, Kentucky (31) vs. Syracuse (30), NSF, 3-29-1975
 60, St. John's (NY) (35) vs. Kansas (25), CH, 3-26-1952
 55, Louisville (31) vs. North Carolina (24), N3d, 3-25-1972

- 53, Indiana (27) vs. LSU (26), NSF, 3-17-1953

- 53, St. Bonaventure (32) vs. Jacksonville (21), NSF, 3-19-1970

- 53, Penn (31) vs. Michigan St. (22), NSF, 3-24-1979

- 53, Penn (31) vs. DePaul (22), N3d, 3-26-1979

PLAYERS DISQUALIFIED

- 6, CCNY (3) vs. North Carolina St. (3), NSF, 3-25-1950
 6, Penn (4) vs. DePaul (2), N3d, 3-26-1979
 6, LSU (4) vs. Virginia (2), N3d, 3-28-1981
 5, five tied (most recent: Kentucky [4] vs. Arizona [1], CH, 3-31-1997 [ot])

Championship Game Records

Record later vacated is indicated by (*).

Individual Records

POINTS

- 44, Bill Walton, UCLA vs. Memphis, 3-26-1973
 42, Gail Goodrich, UCLA vs. Michigan, 3-20-1965
 41, Jack Givens, Kentucky vs. Duke, 3-27-1978
 37, Lew Alcindor, UCLA vs. Purdue, 3-22-1969
 35, John Morton, Seton Hall vs. Michigan, 4-3-1989 (ot)

POINTS BY A FRESHMAN

- 26, Toby Bailey, UCLA vs. Arkansas, 4-3-1995
 25, Pervis Ellison, Louisville vs. Duke, 3-31-1986
 25, Greg Oden, Ohio St. vs. Florida, 4-2-2007
 23, Patrick Ewing, Georgetown vs. North Carolina, 3-29-1982
 22, Arnie Ferrin, Utah vs. Dartmouth, 3-28-1944
 22, Eugene Banks, Duke vs. Kentucky, 3-27-1978

FIELD GOALS

- 21, Bill Walton, UCLA vs. Memphis, 3-26-1973
 18, Jack Givens, Kentucky vs. Duke, 3-27-1978
 15, Lew Alcindor, UCLA vs. North Carolina, 3-23-1968
 15, Lew Alcindor, UCLA vs. Purdue, 3-22-1969
 13, four tied (most recent: Danny Manning, Kansas vs. Oklahoma, 4-4-1988)

FIELD GOALS ATTEMPTED

- 36, Rick Mount, Purdue vs. UCLA, 3-22-1969
 32, Elgin Baylor, Seattle vs. Kentucky, 3-22-1958
 30, Kevin Grevey, Kentucky vs. UCLA, 3-31-1975
 29, Bill Spivey, Kentucky vs. Kansas St., 3-27-1951
 29, Artis Gilmore, Jacksonville vs. UCLA, 3-21-1970

FIELD-GOAL PERCENTAGE

(Minimum 10 FGM)

- 95.5% (21-22), Bill Walton, UCLA vs. Memphis, 3-26-1973
 90.0% (10-11), Sean May, North Carolina vs. Illinois, 4-4-2005
 83.3% (10-12), Udonis Haslem, Florida vs. Michigan St., 4-3-2000
 76.5% (13-17), James Worthy, North Carolina vs. Georgetown, 3-29-1982
 75.0% (15-20), Lew Alcindor, UCLA vs. Purdue, 3-22-1969
 75.0% (12-16), Anderson Hunt, UNLV vs. Duke, 4-2-1990

THREE-POINT FIELD GOALS

- 7, Steve Alford, Indiana vs. Syracuse, 3-30-1987
 7, Dave Sieger, Oklahoma vs. Kansas, 4-4-1988
 7, Tony Delk, Kentucky vs. Syracuse, 4-1-1996
 6, Gerry McNamara, Syracuse vs. Kansas, 4-7-2003
 5, six tied (most recent: Luke Hancock, Louisville vs. Michigan, 4-8-2013)

THREE-POINT FIELD GOALS ATTEMPTED

- 16, Luther Head, Illinois vs. North Carolina, 4-4-2005
 13, Dave Sieger, Oklahoma vs. Kansas, 4-4-1988
 12, Glen Rice, Michigan vs. Seton Hall, 4-3-1989 (ot)
 12, John Morton, Seton Hall vs. Michigan, 4-3-1989 (ot)

- 12, Tony Delk, Kentucky vs. Syracuse, 4-1-1996

- 12, Scott Padgett, Kentucky vs. Arizona, 3-31-1997 (ot)

- 12, Kirk Hinrich, Kansas vs. Syracuse, 4-7-2003

THREE-POINT FIELD-GOAL PERCENTAGE

(Minimum Five 3FGM)

- 100% (5-5), Luke Hancock, Louisville vs. Michigan, 4-8-2013
 71.4% (5-7), Donald Williams, North Carolina vs. Michigan, 4-5-1993
 70.0% (7-10), Steve Alford, Indiana vs. Syracuse, 3-30-1987
 60.0% (6-10), Gerry McNamara, Syracuse vs. Kansas, 4-7-2003
 58.3% (7-12), Tony Delk, Kentucky vs. Syracuse, 4-1-1996

FREE THROWS MADE

- 18, Gail Goodrich, UCLA vs. Michigan, 3-20-1965
 15, Ty Lawson, North Carolina vs. Michigan St., 4-6-2009
 14, Miles Simon, Arizona vs. Kentucky, 3-31-1997 (ot)

12, Vern Hatton, Kentucky vs. Seattle, 3-22-1958
12, Christian Laettner, Duke vs. Kansas, 4-1-1991

FREE THROWS ATTEMPTED

20, Gail Goodrich, UCLA vs. Michigan, 3-20-1965
18, Ty Lawson, North Carolina vs. Michigan St., 4-6-2009
17, Bob Carney, Bradley vs. La Salle, 3-20-1954
17, Miles Simon, Arizona vs. Kentucky, 3-31-1997 (ot)
16, Wilt Chamberlain, Kansas vs. North Carolina, 3-23-1957 (3 ot)

FREE-THROW PERCENTAGE (Minimum 10 FTM)

100% (12-12), Christian Laettner, Duke vs. Kansas, 4-1-1991
91.7% (11-12), Dick Estergard, Bradley vs. La Salle, 3-20-1954
90.0% (18-20), Gail Goodrich, UCLA vs. Michigan, 3-20-1965
84.6% (11-13), Larry Finch, Memphis vs. UCLA, 3-26-1973
83.3% (10-12), three tied (most recent: Eugene Banks, Duke vs. Kentucky, 3-27-1978)

REBOUNDS

27, Bill Russell, San Francisco vs. Iowa, 3-23-1956
21, Bill Spivey, Kentucky vs. Kansas St., 3-27-1951
21, Nick Collison, Kansas vs. Syracuse, 4-7-2003
20, Lew Alcindor, UCLA vs. Purdue, 3-22-1969
20, Bill Walton, UCLA vs. Florida St., 3-25-1972

REBOUNDS SINCE 1973

21, Nick Collison, Kansas vs. Syracuse, 4-7-2003
19, Derrick Coleman, Syracuse vs. Indiana, 3-30-1987
18, Akeem Olajuwon, Houston vs. North Carolina St., 4-4-1983
18, Danny Manning, Kansas vs. Oklahoma, 4-4-1988
17, Ed O'Bannon, UCLA vs. Arkansas, 4-3-1995
17, Thomas Robinson, Kansas vs. Kentucky, 4-2-2012

ASSISTS

11, Rumeal Robinson, Michigan vs. Seton Hall, 4-3-1989 (ot)
9, Alvin Franklin, Houston vs. Georgetown, 4-2-1984
9, Michael Jackson, Georgetown vs. Villanova, 4-1-1985
9, Bobby Hurley, Duke vs. Kansas, 4-1-1991
8, Cameron Dollar, UCLA vs. Arkansas, 4-3-1995
8, Taurean Green, Florida vs. UCLA, 4-3-2006
**Record later vacated*
8, Derrick Rose, *Memphis vs. Kansas, 4-7-2008 (ot)

BLOCKED SHOTS

6, Joakim Noah, Florida vs. UCLA, 4-3-2006
6, Anthony Davis, Kentucky vs. Kansas, 4-2-2012
4, Loren Woods, Arizona vs. Duke, 4-2-2001
4, Greg Oden, Ohio St. vs. Florida, 4-2-2007
4, Alex Oriakhi, UConn vs. Butler, 4-4-2011
4, Roscoe Smith, UConn vs. Butler, 4-4-2011
4, Jeff Withey, Kansas vs. Kentucky, 4-2-2012

STEALS

8, Ty Lawson, North Carolina vs. Michigan St., 4-6-2009
7, Tommy Amaker, Duke vs. Louisville, 3-31-1986
7, Mookie Blaylock, Oklahoma vs. Kansas, 4-4-1988
5, Danny Manning, Kansas vs. Oklahoma, 4-4-1988
5, Greg Anthony, UNLV vs. Duke, 4-2-1990
5, Juan Dixon, Maryland vs. Indiana, 4-1-2002

Team Records**POINTS**

103, UNLV vs. Duke (73), 4-2-1990
98, UCLA vs. Duke (83), 3-21-1964
94, Kentucky vs. Duke (88), 3-27-1978
92, La Salle vs. Bradley (76), 3-20-1954
92, UCLA vs. Purdue (72), 3-22-1969
92, UCLA vs. Kentucky (85), 3-31-1975

FEWEST POINTS

33, Ohio St. vs. Oregon (46), 3-27-1939
34, Washington St. vs. Wisconsin (39), 3-29-1941
34, Georgetown vs. Wyoming (46), 3-30-1943

36, Oklahoma St. vs. Kentucky (46) 3-26-1949
38, Dartmouth vs. Stanford (53), 3-28-1942

WINNING MARGIN

30, UNLV (103) vs. Duke (73), 4-2-1990
23, UCLA (78) vs. North Carolina (55), 3-23-1968
21, UCLA (87) vs. Memphis (66), 3-26-1973
20, Ohio St. (75) vs. California (55), 3-19-1960
20, UCLA (92) vs. Purdue (72), 3-22-1969

**Record later vacated*

20, Duke (71) vs. *Michigan (51), 4-6-1992

SMALLEST WINNING MARGIN

1, Indiana (69) vs. Kansas (68), 3-18-1953
1, North Carolina (54) vs. Kansas (53), 3-23-1957 (3 ot)
1, California (71) vs. West Virginia (70), 3-21-1959
1, North Carolina (63) vs. Georgetown (62), 3-29-1982
1, Indiana (74) vs. Syracuse (73), 3-30-1987
1, Michigan (80) vs. Seton Hall (79), 4-3-1989 (ot)

POINTS BY LOSING TEAM

88, Duke vs. Kentucky (94), 3-27-1978
85, Kentucky vs. UCLA (92), 3-31-1975
83, Duke vs. UCLA (98), 3-21-1964
80, Michigan vs. UCLA (91), 3-20-1965
79, Oklahoma vs. Kansas (83), 4-4-1988
79, Seton Hall vs. Michigan (80), 4-3-1989 (ot)
79, Kentucky vs. Arizona (84), 3-31-1997 (ot)

DEFICIT OVERCOME TO WIN

15, Loyola Chicago vs. Cincinnati, 30-45 with 14:00 left in 2nd half, F: 60-58 (ot), 3-23-1963
12, Kentucky vs. Utah, 33-45 with 17:48 left in 2nd half, F: 78-69, 3-30-1998

FIELD GOALS

41, UNLV vs. Duke, 4-2-1990
40, UCLA vs. Memphis, 3-26-1973
39, Kentucky vs. Duke, 3-27-1978
38, UCLA vs. Kentucky, 3-31-1975
37, La Salle vs. Bradley, 3-20-1954

FEWEST FIELD GOALS

9, Oklahoma St. vs. Kentucky, 3-26-1949
12, Butler vs. UConn, 4-4-2011
13, North Carolina vs. Oklahoma St., 3-26-1946
14, Ohio St. vs. Oregon, 3-27-1939
14, Washington St. vs. Wisconsin, 3-29-1941
14, Georgetown vs. Wyoming, 3-30-1943

FIELD GOALS ATTEMPTED

92, Purdue vs. UCLA, 3-22-1969
87, San Francisco vs. Iowa, 3-23-1956
86, Kentucky vs. UCLA, 3-31-1975
84, Loyola Chicago vs. Cincinnati, 3-23-1963 (ot)
80, Kansas St. vs. Kentucky, 3-27-1951
80, Jacksonville vs. UCLA, 3-21-1970

FEWEST FIELD GOALS ATTEMPTED

28, Villanova vs. Georgetown, 4-1-1985
41, Duke vs. Kansas, 4-1-1991
43, Michigan St. vs. Indiana St., 3-26-1979
45, North Carolina vs. Kansas, 3-23-1957 (3 ot)
45, Cincinnati vs. Loyola Chicago, 3-23-1963

FIELD-GOAL PERCENTAGE

78.6% (22-28), Villanova vs. Georgetown, 4-1-1985
67.4% (31-46), Ohio St. vs. California, 3-19-1960
64.5% (40-62), UCLA vs. Memphis, 3-26-1973
63.6% (35-55), Kansas vs. Oklahoma, 4-4-1988
61.2% (41-67), UNLV vs. Duke, 4-2-1990

LOWEST FIELD-GOAL PERCENTAGE

18.8% (12-64), Butler vs. UConn, 4-4-2011
21.5% (14-65), Washington St. vs. Wisconsin, 3-29-1941
23.4% (15-64), Baylor vs. Kentucky, 3-23-1948
25.4% (16-63), Wisconsin vs. Washington St., 3-29-1941
27.4% (23-84), Loyola Chicago vs. Cincinnati, 3-23-1963 (ot)

THREE-POINT FIELD GOALS

12, Kentucky vs. Syracuse, 4-1-1996
12, Illinois vs. North Carolina, 4-4-2005
11, Michigan St. vs. Florida, 4-3-2000
11, Syracuse vs. Kansas, 4-7-2003
10, Oklahoma vs. Kansas, 4-4-1988

10, Arkansas vs. UCLA, 4-3-1995
10, Kentucky vs. Arizona, 3-31-1997 (ot)

10, Indiana vs. Maryland, 4-1-2002
10, Florida vs. Ohio St., 4-2-2007

FEWEST THREE-POINT FIELD GOALS

1, Duke vs. UNLV, 4-2-1990
1, UConn vs. Butler, 4-4-2011
2, UCLA vs. Arkansas, 4-3-1995
2, Maryland vs. Indiana, 4-1-2002
3, UConn vs. Duke, 3-29-1999
3, UCLA vs. Florida, 4-3-2006
3, Kansas vs. Memphis, 4-7-2008 (ot)

**Record later vacated*

1, *Michigan vs. Duke, 4-6-1992

THREE-POINT FIELD GOALS ATTEMPTED

40, Illinois vs. North Carolina, 4-4-2005
33, Butler vs. UConn, 4-4-2011
30, Kentucky vs. Arizona, 3-31-1997 (ot)
28, Arkansas vs. UCLA, 4-3-1995
27, Kentucky vs. Syracuse, 4-1-1996
27, Duke vs. Arizona, 4-2-2001

FEWEST THREE-POINT FIELD GOALS ATTEMPTED

6, Kansas vs. Oklahoma, 4-4-1988
7, UCLA vs. Arkansas, 4-3-1995
8, UConn vs. Duke, 3-29-1999
9, Duke vs. Michigan, 4-6-1992
9, Maryland vs. Indiana, 4-1-2002

THREE-POINT FIELD-GOAL PERCENTAGE (Minimum Seven 3FGM)

63.6% (7-11), Indiana vs. Syracuse, 3-30-1987
61.1% (11-18), Syracuse vs. Kansas, 4-7-2003
57.1% (8-14), UNLV vs. Duke, 4-2-1990
56.3% (9-16), North Carolina vs. Illinois, 4-4-2005
55.6% (10-18), Florida vs. Ohio St., 4-2-2007

LOWEST THREE-POINT FIELD-GOAL PERCENTAGE (Minimum Five 3FGA)

9.1% (1-11), Duke vs. UNLV, 4-2-1990
9.1% (1-11), UConn vs. Butler, 4-4-2011
17.4% (4-23), Ohio St. vs. Florida, 4-2-2007
17.6% (3-17), UCLA vs. Florida, 4-3-2006
18.2% (4-22), Arizona vs. Duke, 4-2-2001

**Record later vacated*

9.1% (1-11), *Michigan vs. Duke, 4-6-1992

FREE THROWS MADE

34, Arizona vs. Kentucky, 3-31-1997 (ot)
32, Bradley vs. La Salle, 3-20-1954
30, Duke vs. Kentucky, 3-27-1978
28, UTEP vs. Kentucky, 3-19-1966
28, UCLA vs. Purdue, 3-22-1969
28, North Carolina vs. Michigan St., 4-6-2009

FEWEST FREE THROWS MADE

2, Dartmouth vs. Utah, 3-28-1944 (ot)
2, Indiana vs. Maryland, 4-1-2002
4, Dartmouth vs. Stanford, 3-28-1942
4, Kansas vs. Duke, 4-1-1991
4, Illinois vs. North Carolina, 4-4-2005

FREE THROWS ATTEMPTED

44, Bradley vs. La Salle, 3-20-1954
41, UCLA vs. Purdue, 3-22-1969
41, Arizona vs. Kentucky, 3-31-1997 (ot)
40, North Carolina vs. Michigan St., 4-6-2009
39, UConn vs. Georgia Tech, 4-5-2004

FEWEST FREE THROWS ATTEMPTED

5, Dartmouth vs. Utah, 3-28-1944 (ot)
6, Dartmouth vs. Stanford, 3-28-1942
6, Illinois vs. North Carolina, 4-5-1993
7, Indiana vs. Maryland, 4-1-2002
8, Stanford vs. Dartmouth, 3-28-1942

8, Jacksonville vs. UCLA, 3-21-1970
8, Georgetown vs. Villanova, 4-1-1985
8, Kansas vs. Duke, 4-1-1991

**Record later vacated*

7, *Michigan vs. North Carolina, 4-5-1993

FREE-THROW PERCENTAGE (Minimum 15 FTM)

93.8% (15-16), Ohio St. vs. Cincinnati, 3-25-1961 (ot)
92.0% (23-25), Marquette vs. North Carolina, 3-28-1977
90.5% (19-21), Duke vs. Louisville, 3-31-1986
88.2% (30-34), Duke vs. Kentucky, 3-27-1978
88.2% (15-17), Kentucky vs. Utah, 3-30-1998

**Record later vacated*

88.9% (16-18), *UCLA vs. Louisville, 3-24-1980

LOWEST FREE-THROW PERCENTAGE

28.6% (2-7), Indiana vs. Maryland, 4-1-2002
 33.3% (5-15), Oklahoma St. vs. New York U., 3-27-1945
 40.0% (2-5), Dartmouth vs. Utah, 3-28-1944 (ot)
 40.0% (12-30), Kansas vs. Syracuse, 4-7-2003
 42.9% (6-14), Georgetown vs. Wyoming, 3-30-1943

REBOUNDS

61, UCLA vs. Purdue, 3-22-1969
 60, San Francisco vs. Iowa, 3-23-1956
 55, Kentucky vs. Seattle, 3-22-1958
 55, UCLA vs. Kentucky, 3-31-1975
 54, UCLA vs. Dayton, 3-25-1967

FEWEST REBOUNDS

17, Villanova vs. Georgetown, 4-1-1985
 17, Georgetown vs. Villanova, 4-1-1985
 21, Memphis vs. UCLA, 3-26-1973
 22, Georgetown vs. North Carolina, 3-29-1982
 24, Kentucky vs. Utah, 3-30-1998

REBOUND MARGIN

19, UCLA (40) vs. Memphis (21), 3-26-1973
 19, UCLA (50) vs. Arkansas (31), 4-3-1995
 16, Kansas (52) vs. Syracuse (36), 4-7-2003
 15, Kentucky (45) vs. Kansas St. (30), 3-27-1951
 15, Utah (39) vs. Kentucky (24), 3-30-1998

ASSISTS

24, UNLV vs. Duke, 4-2-1990
 22, Kentucky vs. Syracuse, 4-1-1996
 21, UCLA vs. Arkansas, 4-3-1995
 21, Florida vs. UCLA, 4-3-2006
 20, Houston vs. Georgetown, 4-2-1984
 20, Indiana vs. Syracuse, 3-30-1987

BLOCKED SHOTS

11, Kentucky vs. Kansas, 4-2-2012
 10, Florida vs. UCLA, 4-3-2006
 10, UConn vs. Butler, 4-4-2011
 7, Louisville vs. Duke, 3-31-1986
 7, Syracuse vs. Indiana, 3-30-1987
 7, Duke vs. Arkansas, 4-4-1994
 7, Kentucky vs. Arizona, 3-31-1997 (ot)
 7, Arizona vs. Duke, 4-2-2001
 7, Syracuse vs. Kansas, 4-7-2003
 7, Duke vs. Butler, 4-5-2010

STEALS

16, UNLV vs. Duke, 4-2-1990
 15, Arkansas vs. UCLA, 4-3-1995
 13, Duke vs. Louisville, 3-31-1986
 13, Oklahoma vs. Kansas, 4-4-1988
 12, Maryland vs. Indiana, 4-1-2002

PERSONAL FOULS

35, St. John's (NY) vs. Kansas, 3-26-1952
 32, Bradley vs. CCNY, 3-28-1950
 30, Purdue vs. UCLA, 3-22-1969
 29, Marquette vs. North Carolina St., 3-25-1974
 29, Kentucky vs. Arizona, 3-31-1997 (ot)

FEWEST PERSONAL FOULS

5, Stanford vs. Dartmouth, 3-28-1942
 6, Utah vs. Dartmouth, 3-28-1944 (ot)
 7, Dartmouth vs. Stanford, 3-28-1942
 8, Washington St. vs. Wisconsin, 3-29-1941
 9, Oregon vs. Ohio St., 3-27-1939
 9, UCLA vs. Villanova, 3-27-1971

PLAYERS DISQUALIFIED

4, Kentucky vs. Arizona, 3-31-1997 (ot)
 3, Bradley vs. CCNY, 3-28-1950
 3, Kentucky vs. Kansas St., 3-27-1951
 3, Michigan vs. UCLA, 3-20-1965
 3, Purdue vs. UCLA, 3-22-1969

Team and Two-Team Scoring by Halves

POINTS IN A HALF, TEAM

57, Indiana vs. Michigan, 3-29-1976 (2d)
 56, UNLV vs. Duke, 4-2-1990 (2d)
 55, North Carolina vs. Michigan St., 4-6-2009 (1st)

POINTS IN A HALF, BOTH TEAMS

100, Kansas (50) vs. Oklahoma (50), 4-4-1988 (1st)
 99, Duke (50) vs. Kentucky (49), 3-27-1978 (2d)
 95, Syracuse (53) vs. Kansas (42), 4-7-2003 (1st)

POINTS AT HALFTIME, TEAM

55, North Carolina vs. Michigan St. (34), 4-6-2009
 53, Syracuse vs. Kansas (42), 4-7-2003
 50, UCLA vs. Duke (38), 3-21-1964
 50, UCLA vs. Florida St. (39), 3-25-1972
 50, Kansas vs. Oklahoma (50), 4-4-1988
 50, Oklahoma vs. Kansas (50), 4-4-1988

POINTS AT HALFTIME, BOTH TEAMS

100, Kansas (50) vs. Oklahoma (50), 4-4-1988
 95, Syracuse (53) vs. Kansas (42), 4-7-2003
 89, North Carolina (55) vs. Michigan St. (34), 4-6-2009

FEWEST POINTS IN A HALF, TEAM

16, Ohio St. vs. Oregon, 3-27-1939 (1st)
 16, Dartmouth vs. Stanford, 3-28-1942 (2d)
 16, Georgetown vs. Wyoming, 3-30-1943 (1st)
 16, Oklahoma vs. Holy Cross, 3-25-1947 (2d)
 16, Baylor vs. Kentucky, 3-25-1948 (1st)
 16, Oklahoma St. vs. Kentucky, 3-26-1949 (2d)

FEWEST POINTS IN A HALF, BOTH TEAMS

34, Wyoming (18) vs. Georgetown (16), 3-30-1943 (1st)
 35, Wisconsin (18) vs. Washington St. (17), 3-29-1941 (2d)
 35, Dartmouth (18) vs. Utah (17), 3-28-1944 (1st)

FEWEST POINTS AT HALFTIME, TEAM

16, Ohio St. vs. Oregon (21), 3-27-1939
 16, Georgetown vs. Wyoming (18), 3-30-1943
 16, Baylor vs. Kentucky (29), 3-25-1948

FEWEST POINTS AT HALFTIME, BOTH TEAMS

34, Wyoming (18) vs. Georgetown (16), 3-30-1943
 35, Dartmouth (18) vs. Utah (17), 3-28-1944
 37, Oregon (21) vs. Ohio St. (16), 3-27-1939

HALFTIME LEAD

21, North Carolina (55) vs. Michigan St. (34), 4-6-2009
 18, Ohio St. (37) vs. California (19), 3-19-1960
 18, UCLA (38) vs. Dayton (20), 3-25-1967

HALFTIME DEFICIT OVERCOME

10, Kentucky vs. Utah, H: 31-41, F: 78-69, 3-30-1998
 8, Loyola Chicago vs. Cincinnati, H: 21-29, F: 60-58 (ot), 3-23-1963
 6, Indiana vs. Michigan, H: 29-35, F: 86-68, 3-29-1976

Overtime Games

OVERTIME PERIODS

3, North Carolina (54) vs. Kansas (53), 3-23-1957
 1, Utah (42) vs. Dartmouth (40), 3-28-1944
 1, Cincinnati (70) vs. Ohio St. (65), 3-25-1961
 1, Loyola Chicago (60) vs. Cincinnati (58), 3-23-1963
 1, Michigan (80) vs. Seton Hall (79), 4-3-1989
 1, Arizona (84) vs. Kentucky (79), 3-31-1997
 *Record later vacated
 1, Kansas (75) vs. *Memphis (68), 4-7-2008

Two-Team Records

POINTS

182, Kentucky (94) vs. Duke (88), 3-27-1978
 181, UCLA (98) vs. Duke (83), 3-21-1964
 177, UCLA (92) vs. Kentucky (85), 3-31-1975
 176, UNLV (103) vs. Duke (73), 4-2-1990
 171, UCLA (91) vs. Michigan (80), 3-20-1965

FEWEST POINTS

73, Washington St. (34) vs. Wisconsin (39), 3-29-1941
 79, Ohio St. (33) vs. Oregon (46), 3-27-1939
 80, Georgetown (34) vs. Wyoming (46), 3-30-1943
 82, Dartmouth (40) vs. Utah (42), 3-28-1944 (ot)
 82, Oklahoma St. (36) vs. Kentucky (46), 3-26-1949

FIELD GOALS

71, UCLA (38) vs. Kentucky (33), 3-31-1975
 68, UCLA (36) vs. Duke (32), 3-21-1964
 68, Kentucky (39) vs. Duke (29), 3-27-1978
 67, UCLA (36) vs. Florida St. (31), 3-25-1972
 67, UNLV (41) vs. Duke (26), 4-2-1990

FIELD GOALS ATTEMPTED

167, San Francisco (87) vs. Iowa (80), 3-23-1956
 164, Kentucky (86) vs. UCLA (78), 3-31-1975
 151, San Francisco (83) vs. La Salle (68), 3-19-1955
 150, Purdue (92) vs. UCLA (58), 3-22-1969
 149, Kansas St. (80) vs. Kentucky (69), 3-27-1951

THREE-POINT FIELD GOALS

21, Illinois (12) vs. North Carolina (9), 4-4-2005
 18, Kentucky (12) vs. Syracuse (6), 4-1-1996
 17, Michigan St. (11) vs. Florida (6), 4-3-2000
 16, Kentucky (10) vs. Arizona (6), 3-31-1997 (ot)
 16, Louisville (8) vs. Michigan (8), 4-8-2013

THREE-POINT FIELD GOALS ATTEMPTED

56, Illinois (40) vs. North Carolina (16), 4-4-2005
 49, Duke (27) vs. Arizona (22), 4-2-2001
 44, Butler (33) vs. UConn (11), 4-4-2011
 43, Kentucky (30) vs. Arizona (13), 3-31-1997 (ot)
 42, Kentucky (27) vs. Syracuse (15), 4-1-1996

FREE THROWS MADE

50, Bradley (32) vs. La Salle (18), 3-20-1954
 49, North Carolina (28) vs. Michigan St. (21), 4-6-2009
 46, Kentucky (24) vs. Seattle (22), 3-22-1958
 46, UCLA (28) vs. Purdue (18), 3-22-1969
 46, Duke (30) vs. Kentucky (16), 3-27-1978

FREE THROWS ATTEMPTED

69, North Carolina (40) vs. Michigan St. (29), 4-6-2009
 68, Bradley (44) vs. La Salle (24), 3-20-1954
 66, Kentucky (36) vs. Seattle (30), 3-22-1958
 65, UCLA (41) vs. Purdue (24), 3-22-1969
 62, Kansas (35) vs. St. John's (NY) (27), 3-26-1952

REBOUNDS

109, UCLA (61) vs. Purdue (48), 3-22-1969
 108, San Francisco (60) vs. Iowa (48), 3-23-1956
 105, UCLA (54) vs. Dayton (51), 3-25-1967
 104, UCLA (55) vs. Kentucky (49), 3-31-1975
 101, Kentucky (55) vs. Seattle (46), 3-22-1958

ASSISTS

39, Houston (20) vs. Georgetown (19), 4-2-1984
 36, Oklahoma (19) vs. Kansas (17), 4-4-1988
 36, UCLA (21) vs. Arkansas (15), 4-3-1995
 35, UNLV (24) vs. Duke (11), 4-2-1990
 34, Indiana (20) vs. Syracuse (14), 3-30-1987
 34, Kentucky (22) vs. Syracuse (12), 4-1-1996

BLOCKED SHOTS

16, Kentucky (11) vs. Kansas (5), 4-2-2012
 12, Arizona (7) vs. Duke (5), 4-2-2001
 12, UConn (10) vs. Butler (2), 4-4-2011
 11, Syracuse (7) vs. Kansas (4), 4-7-2003
 11, Florida (10) vs. UCLA (1), 4-3-2006

STEALS

26, Arkansas (15) vs. UCLA (11), 4-3-1995
 24, Oklahoma (13) vs. Kansas (11), 4-4-1988
 22, Maryland (12) vs. Indiana (10), 4-1-2002
 21, UNLV (16) vs. Duke (5), 4-2-1990
 19, Syracuse (10) vs. Kansas (9), 4-7-2003

*Record later vacated

22, Kansas (11) vs. *Memphis (11), 4-7-2008 (ot)

PERSONAL FOULS

60, St. John's (NY) (35) vs. Kansas (25), 3-26-1952
 57, Oklahoma St. (36) vs. Kentucky (21), 3-26-1949
 50, Michigan St. (28) vs. North Carolina (22), 4-6-2009
 49, Bradley (32) vs. CCNY (17), 3-28-1950
 49, UCLA (25) vs. Duke (24), 3-21-1964
 49, Purdue (30) vs. UCLA (19), 3-22-1969

PLAYERS DISQUALIFIED

5, Kentucky (4) vs. Arizona (1), 3-31-1997 (ot)
 4, Bradley (3) vs. CCNY (1), 3-28-1950
 4, Kentucky (3) vs. Kansas St. (1), 3-27-1951
 3, eight tied (most recent: Kansas [2] vs. Syracuse [1], 4-7-2003)

Semifinal Game Records

Individual Records

POINTS

- 39, Al Wood, North Carolina vs. Virginia, 3-28-1981
 38, Jerry West, West Virginia vs. Louisville, 3-20-1959
 38, Jerry Chambers, Utah vs. UTEP, 3-18-1966
 38, Freddie Banks, UNLV vs. Indiana, 3-28-1987
 36, four tied (most recent: Rick Mount, Purdue vs. North Carolina, 3-20-1969)

POINTS BY A FRESHMAN

- 33, Carmelo Anthony, Syracuse vs. Texas, 4-5-2003
 31, Mike O'Koren, North Carolina vs. UNLV, 3-26-1977
 24, Jack Givens, Kentucky vs. Syracuse, 3-29-1975
 22, Eugene Banks, Duke vs. Notre Dame, 3-25-1978
 20, Mike Bibby, Arizona vs. North Carolina, 3-29-1997

*Record later vacated

- 25, Derrick Rose, *Memphis vs. UCLA, 4-5-2008

FIELD GOALS

- 16, Don May, Dayton vs. North Carolina, 3-24-1967
 16, Larry Bird, Indiana St. vs. DePaul, 3-24-1979
 15, Hal Lear, Temple vs. Iowa, 3-22-1956
 15, Ernie DiGregorio, Providence vs. Memphis, 3-24-1973
 14, eight tied (most recent: Armon Gilliam, UNLV vs. Indiana, 3-28-1987)

FIELD GOALS ATTEMPTED

- 42, Lennie Rosenbluth, North Carolina vs. Michigan St., 3-22-1957 (3 ot)
 36, Ernie DiGregorio, Providence vs. Memphis, 3-24-1973
 31, Billy McGill, Utah vs. Cincinnati, 3-24-1961
 31, Jerry Chambers, Utah vs. UTEP, 3-18-1966
 31, Elvin Hayes, Houston vs. UCLA, 3-24-1967

*Record later vacated

- 33, *Jerry Dunn, Western Ky. vs. Villanova, 3-25-1971 (2 ot)

FIELD-GOAL PERCENTAGE

(Minimum 10 FGM)

- 90.9% (10-11), Jerry Lucas, Ohio St. vs. Saint Joseph's, 3-24-1961
 90.9% (10-11), Billy Thompson, Louisville vs. LSU, 3-29-1986
 84.6% (11-13), Bill Walton, UCLA vs. Louisville, 3-23-1972
 84.2% (16-19), Larry Bird, Indiana St. vs. DePaul, 3-24-1979
 83.3% (10-12), Sidney Wicks, UCLA vs. New Mexico St., 3-19-1970

THREE-POINT FIELD GOALS

- 10, Freddie Banks, UNLV vs. Indiana, 3-28-1987
 7, Dennis Scott, Georgia Tech vs. UNLV, 3-31-1990
 6, Bobby Hurley, Duke vs. Indiana, 4-4-1992
 6, Darryl Wilson, Mississippi St. vs. Syracuse, 3-30-1996
 6, Mike Bibby, Arizona vs. North Carolina, 3-29-1997
 6, Lee Humphrey, Florida vs. George Mason, 4-1-2006

THREE-POINT FIELD GOALS ATTEMPTED

- 19, Freddie Banks, UNLV vs. Indiana, 3-28-1987
 14, Dennis Scott, Georgia Tech vs. UNLV, 3-31-1990
 13, Damon Stoudamire, Arizona vs. Arkansas, 4-2-1994
 13, Darryl Wilson, Mississippi St. vs. Syracuse, 3-30-1996
 13, Jeff Boschee, Kansas vs. Maryland, 3-30-2002

THREE-POINT FIELD-GOAL PERCENTAGE

(Minimum Five 3FGM)

- 83.3% (5-6), Shelvin Mack, Butler vs. VCU, 4-2-2011
 71.4% (5-7), Adonis Jordan, Kansas vs. North Carolina, 4-3-1993
 71.4% (5-7), Donald Williams, North Carolina vs. Kansas, 4-3-1993
 66.7% (6-9), Bobby Hurley, Duke vs. Indiana, 4-4-1992
 62.5% (5-8), Arthur Lee, Stanford vs. Kentucky, 3-28-1998 (ot)

FREE THROWS MADE

- 14, Jerry West, West Virginia vs. Louisville, 3-20-1959
 13, Don Schlundt, Indiana vs. LSU, 3-17-1953
 12, Paul Hogue, Cincinnati vs. UCLA, 3-23-1962
 12, Jim Spanarkel, Duke vs. Notre Dame, 3-25-1978
 11, seven tied (most recent: Matt Howard, Butler vs. VCU, 4-2-2011)

FREE THROWS ATTEMPTED

- 20, Jerry West, West Virginia vs. Louisville, 3-20-1959
 18, Bob Pettit, LSU vs. Indiana, 3-17-1953
 17, Don Schlundt, Indiana vs. LSU, 3-17-1953
 17, Paul Hogue, Cincinnati vs. UCLA, 3-23-1962
 17, Ty Lawson, North Carolina vs. Villanova, 4-4-2009

FREE-THROW PERCENTAGE

(Minimum 10 FTM)

- 100% (12-12), Jim Spanarkel, Duke vs. Notre Dame, 3-25-1978
 100% (10-10), Ron King, Florida St. vs. North Carolina, 3-23-1972
 100% (10-10), Maurice Ager, Michigan St. vs. North Carolina, 4-2-2005
 91.7% (11-12), Bill Walton, UCLA vs. Louisville, 3-23-1972
 91.7% (11-12), Magic Johnson, Michigan St. vs. Penn, 3-24-1979
 91.7% (11-12), Matt Howard, Butler vs. VCU, 4-2-2011

*Record later vacated

- 91.7% (11-12), Derrick Rose, *Memphis vs. UCLA, 4-5-2008

REBOUNDS

- 24, Elvin Hayes, Houston vs. UCLA, 3-24-1967
 23, Bill Russell, San Francisco vs. SMU, 3-22-1956
 22, Elgin Baylor, Seattle vs. Kansas St., 3-21-1958
 22, Tom Sanders, New York U. vs. Ohio St., 3-18-1960
 22, Larry Kenon, Memphis vs. Providence, 3-24-1973
 22, Akeem Olajuwon, Houston vs. Louisville, 4-2-1983

REBOUNDS SINCE 1973

- 22, Larry Kenon, Memphis vs. Providence, 3-26-1973
 22, Akeem Olajuwon, Houston vs. Louisville, 4-2-1983
 19, Bobby Wilkerson, Indiana vs. UCLA, 3-27-1976
 18, Bill Walton, UCLA vs. North Carolina St., 3-23-1974
 17, Bill Walton, UCLA vs. Indiana, 3-26-1973
 17, Al Horford, Florida vs. UCLA, 3-31-2007

ASSISTS

- 18, Mark Wade, UNLV vs. Indiana, 3-28-1987
 13, T.J. Ford, Texas vs. Syracuse, 4-5-2003
 12, Rumeal Robinson, Michigan vs. Illinois, 4-1-1989
 11, Michael Jackson, Georgetown vs. St. John's (NY), 3-30-1985
 11, Milt Wagner, Louisville vs. LSU, 3-29-1986
 11, Steve Blake, Maryland vs. Kansas, 3-30-2002

*Record later vacated

- 12, *Edgar Padilla, Massachusetts vs. Kentucky, 3-30-1996

BLOCKED SHOTS

- 7, Jeff Withey, Kansas vs. Ohio St., 3-31-2012
 6, Danny Manning, Kansas vs. Duke, 4-2-1988
 5, Anthony Davis, Kentucky vs. Louisville, 3-31-2012
 4, 10 tied (most recent: Gorgui Dieng, Louisville vs. Kentucky, 3-31-2012)

*Record later vacated

- 6, *Marcus Camby, Massachusetts vs. Kentucky, 3-30-1996

STEALS

- 6, Gilbert Arenas, Arizona vs. Michigan St., 3-31-2001
 5, Anthony Epps, Kentucky vs. Minnesota, 3-29-1997
 5, Wayne Turner, Kentucky vs. Minnesota, 3-29-1997
 5, Raymar Morgan, Michigan St. vs. UConn, 4-4-2009
 4, 16 tied (most recent: Shabazz Napier, UConn vs. Florida, 4-5-2014)

"UNOFFICIAL" TRIPLE-DOUBLES

- Oscar Robertson, Cincinnati vs. California, 3-18-1960: 18 pts., 10 rebs. & 10 asts.
 Magic Johnson, Michigan St. vs. Penn, 3-24-1979: 29 pts., 10 rebs. & 10 asts.

Team Records

POINTS

- 108, UCLA vs. Wichita St. (89), 3-19-1965
 101, UCLA vs. Houston (69), 3-22-1968
 101, Michigan St. vs. Penn (67), 3-24-1979
 98, Memphis vs. Providence (85), 3-24-1973
 97, Indiana vs. UNLV (93), 3-28-1987
 97, Duke vs. Arkansas (83), 3-31-1990
 97, Maryland vs. Kansas (88), 3-30-2002

FEWEST POINTS

- 28, Kentucky vs. Dartmouth (47), 3-21-1942
 30, Duquesne vs. Indiana (39), 3-21-1940
 30, Pittsburgh vs. Wisconsin (36), 3-22-1941
 30, Oregon St. vs. Oklahoma St. (55), 3-19-1949
 31, Iowa St. vs. Utah (40), 3-25-1944

WINNING MARGIN

- 34, Cincinnati (80) vs. Oregon St. (46), 3-22-1963
 34, Michigan St. (101) vs. Penn (67), 4-5-2003
 33, Kansas (94) vs. Marquette (61), 3-24-1979
 32, UCLA (101) vs. Houston (69), 3-22-1968
 29, Kentucky (76) vs. Illinois (47), 3-22-1949

SMALLEST WINNING MARGIN

- 1, Kansas (43) vs. Southern California (42), 3-21-1940
 1, Oklahoma (55) vs. Texas (54), 3-22-1947
 1, Kentucky (61) vs. Temple (60), 3-21-1958
 1, UCLA (75) vs. Louisville (74), 3-29-1975 (ot)
 1, North Carolina (84) vs. UNLV (83), 3-26-1977
 1, Kentucky (86) vs. Stanford (85), 3-28-1998 (ot)
 1, UConn (79) vs. Duke (78), 4-3-2004
 1, UConn (56) vs. Kentucky (55), 4-2-2011
 1, Kentucky (74) vs. Wisconsin (73), 4-5-2014

POINTS BY LOSING TEAM

- 93, UNLV vs. Indiana (97), 3-28-1987
 89, Wichita St. vs. UCLA (108), 3-19-1965
 88, Kansas vs. Maryland (97), 3-30-2002
 86, Notre Dame vs. Duke (90), 3-25-1978
 85, Providence vs. Memphis (98), 3-24-1973
 85, Stanford vs. Kentucky (86), 3-28-1998

*Record later vacated

- 89, *Western Ky. vs. Villanova (92), 3-25-1971 (2 ot)

DEFICIT OVERCOME TO WIN

- 22, Duke vs. Maryland, 17-39 with 6:55 left in 1st half, F: 94-84, 3-31-2001
 18, Seton Hall vs. Duke, 8-26 with 8:36 left in 1st half, F: 95-78, 4-1-1989
 13, Duke vs. Florida, 32-45 with 17:58 left in 2nd half, F: 70-65, 4-2-1994
 13, Kansas vs. Ohio St., 21-34 with 0:24 left in 1st half, F: 64-62, 3-31-2012
 12, Duke vs. Indiana, 27-39 with 2:03 left in 1st half, F: 81-78, 4-4-1992

FIELD GOALS

- 44, UCLA vs. Wichita St., 3-19-1965
 43, UCLA vs. Houston, 3-22-1968
 41, Memphis vs. Providence, 3-24-1973
 41, UNLV vs. North Carolina, 3-26-1977
 41, Houston vs. Louisville, 4-2-1983

FEWEST FIELD GOALS

- 10, Wisconsin vs. Pittsburgh, 3-22-1941
 10, Kentucky vs. Dartmouth, 3-21-1942
 11, Duquesne vs. Indiana, 3-21-1940
 11, Oregon St. vs. Oklahoma St., 3-19-1949
 12, Pittsburgh vs. Wisconsin, 3-22-1941

FIELD GOALS ATTEMPTED

- 91, Kentucky vs. Illinois, 3-24-1951
 89, UCLA vs. Wichita St., 3-19-1965
 88, Temple vs. Iowa, 3-22-1956
 88, North Carolina vs. Michigan St., 3-22-1957 (3 ot)

86, St. Bonaventure vs. Jacksonville, 3-19-1970

**Record later vacated*

105, *Western Ky. vs. Villanova, 3-25-1971 (2 ot)

FEWEST FIELD GOALS ATTEMPTED

38, Villanova vs. Memphis, 3-30-1985
41, Georgetown vs. Louisville, 3-27-1982
42, Houston vs. Virginia, 3-31-1984 (ot)
42, St. John's (NY) vs. Georgetown, 3-30-1985
42, Michigan St. vs. Butler, 4-3-2010

FIELD-GOAL PERCENTAGE

63.3% (38-60), Ohio St. vs. Saint Joseph's, 3-24-1961
63.3% (38-60), Michigan St. vs. Penn., 3-24-1979
62.5% (35-56), Indiana St. vs. DePaul, 3-24-1979
61.7% (37-60), Indiana vs. UNLV, 3-28-1987
59.6% (34-57), Kansas vs. San Francisco, 3-22-1957

LOWEST FIELD-GOAL PERCENTAGE

23.2% (13-56), Indiana vs. Duquesne, 3-23-1940
23.4% (11-47), Duquesne vs. Indiana, 3-23-1940
24.5% (13-53), Kentucky vs. Georgetown, 3-31-1984
28.2% (22-78), Houston vs. UCLA, 3-22-1968
28.4% (21-74), New York U. vs. Ohio St., 3-18-1960

THREE-POINT FIELD GOALS

13, UNLV vs. Indiana, 3-28-1987
13, Duke vs. West Virginia, 4-3-2010
12, Arkansas vs. North Carolina, 4-1-1995
12, Illinois vs. Louisville, 4-2-2005
12, Florida vs. George Mason, 4-1-2006

FEWEST THREE-POINT FIELD GOALS

0, LSU vs. UCLA, 4-1-2006
1, UConn vs. Ohio St., 3-27-1999
1, UConn vs. Kentucky, 4-2-2011
1, Florida vs. UConn, 4-5-2014
2, Indiana vs. UNLV, 3-28-1987

2, Kansas vs. Duke, 4-2-1988
2, Illinois vs. Michigan, 4-1-1989
2, UCLA vs. Oklahoma St., 4-1-1995
2, Michigan St. vs. Wisconsin, 4-1-2000
2, Michigan St. vs. Arizona, 3-31-2001

2, Oklahoma vs. Indiana, 3-30-2002
2, George Mason vs. Florida, 4-1-2006
2, UConn vs. Michigan St., 4-4-2009
2, Kentucky vs. Louisville, 3-31-2012
2, Kentucky vs. Wisconsin, 4-5-2014

**Record later vacated*

0, *Michigan vs. Kentucky, 4-3-1993 (ot)

THREE-POINT FIELD GOALS ATTEMPTED

35, UNLV vs. Indiana, 3-28-1987
34, Arkansas vs. North Carolina, 4-1-1995
32, Arizona vs. Arkansas, 4-2-1994
30, Illinois vs. Louisville, 4-2-2005
29, Arizona vs. North Carolina, 3-29-1997

FEWEST THREE-POINT FIELD GOALS ATTEMPTED

4, Indiana vs. UNLV, 3-28-1987
4, Kansas vs. Duke, 4-2-1988
5, Kentucky vs. Wisconsin, 4-5-2014
6, UConn vs. Ohio St., 3-27-1999
6, LSU vs. UCLA, 4-1-2006

6, UConn vs. Michigan St., 4-4-2009

**Record later vacated*

4, *Michigan vs. Kentucky, 4-3-1993 (ot)

THREE-POINT FIELD-GOAL PERCENTAGE (Minimum Seven 3FGM)

66.7% (10-15), UNLV vs. Georgia Tech, 3-31-1990
63.6% (7-11), Duke vs. Indiana, 4-4-1992
61.5% (8-13), Indiana vs. Oklahoma, 3-30-2002
55.0% (11-20), Kansas vs. North Carolina, 4-3-1993
53.8% (7-13), Syracuse vs. Texas, 4-5-2003

LOWEST THREE-POINT FIELD-GOAL PERCENTAGE (Minimum Five 3FGA)

0.0% (0-6), LSU vs. UCLA, 4-1-2006
8.3% (1-12), UConn vs. Kentucky, 4-2-2011
10.0% (1-10), Florida vs. UConn, 4-5-2014
11.1% (2-18), Oklahoma vs. Indiana, 3-30-2002
13.0% (3-23), North Carolina vs. Utah, 3-28-1998

FREE THROWS MADE

37, Jacksonville vs. St. Bonaventure, 3-19-1970
32, Duke vs. Notre Dame, 3-25-1978
30, Indiana vs. LSU, 3-17-1953
29, UCLA vs. Drake, 3-20-1969
29, Florida St. vs. North Carolina, 3-23-1972

FEWEST FREE THROWS MADE

1, UNLV vs. North Carolina, 3-26-1977
2, DePaul vs. Indiana St., 3-24-1979
2, North Carolina vs. Utah, 3-28-1998
3, Indiana vs. UCLA, 3-24-1973
3, Georgetown vs. Ohio St., 3-31-2007

FREE THROWS ATTEMPTED

45, Jacksonville vs. St. Bonaventure, 3-19-1970
44, LSU vs. Indiana, 3-17-1953
44, UCLA vs. Drake, 3-20-1969
44, Syracuse vs. Providence, 3-28-1987
43, Florida St. vs. North Carolina, 3-23-1972

FEWEST FREE THROWS ATTEMPTED

5, UNLV vs. North Carolina, 3-26-1977
5, DePaul vs. Indiana St., 3-24-1979
6, Indiana vs. UCLA, 3-24-1973
6, Mississippi St. vs. Syracuse, 3-30-1996
7, four tied (most recent: North Carolina vs. Utah, 3-28-1998)

FREE-THROW PERCENTAGE (Minimum 15 FTM)

95.0% (19-20), Wisconsin vs. Kentucky, 4-5-2014
87.5% (21-24), Oklahoma St. vs. Oregon St., 3-19-1949
86.5% (32-37), Duke vs. Notre Dame, 3-25-1978
85.7% (18-21), Baylor vs. Bradley, 3-25-1950
85.7% (24-28), UCLA vs. Oklahoma St., 4-1-1995
**Record later vacated*
87.0% (20-23), *Memphis vs. UCLA, 4-5-2008

LOWEST FREE-THROW PERCENTAGE

20.0% (1-5), UNLV vs. North Carolina, 3-26-1977
28.6% (2-7), North Carolina vs. Utah, 3-28-1998
33.3% (4-12), Kentucky vs. UConn, 4-2-2011
35.3% (6-17), Temple vs. Iowa, 3-22-1956
37.5% (6-16), Houston vs. UCLA, 3-24-1967
37.5% (3-8), Georgetown vs. Ohio St., 3-31-2007

REBOUNDS

65, Michigan St. vs. North Carolina, 3-22-1957 (3 ot)
57, UCLA vs. Houston, 3-22-1968
57, Kentucky vs. Syracuse, 3-29-1975
56, Seattle vs. Kansas St., 3-21-1958
56, California vs. Cincinnati, 3-20-1959

**Record later vacated*

69, *Western Ky. vs. Villanova, 3-25-1971 (2 ot)

FEWEST REBOUNDS

20, Wisconsin vs. Michigan St., 4-1-2000
21, DePaul vs. Indiana St., 3-24-1979
21, Syracuse vs. Mississippi St., 3-30-1996
24, St. John's (NY) vs. Georgetown, 3-30-1985
24, Kansas vs. North Carolina, 4-3-1993

REBOUND MARGIN

23, Seattle (56) vs. Kansas St. (33), 3-21-1958
22, Michigan St. (42) vs. Wisconsin (20), 4-1-2000
21, UCLA (55) vs. Wichita St. (34), 3-19-1965
20, Michigan (52) vs. Princeton (32), 3-19-1965
20, Mississippi St. (41) vs. Syracuse (21), 3-30-1996

ASSISTS

26, Louisville vs. LSU, 3-29-1986
23, UNLV vs. Indiana, 3-28-1987
23, Michigan vs. Illinois, 4-1-1989
22, Arkansas vs. North Carolina, 4-1-1995
22, Kansas vs. Maryland, 3-30-2002
22, Kansas vs. Marquette, 4-5-2003

BLOCKED SHOTS

9, Kansas vs. Duke, 4-2-1988
9, Maryland vs. Kansas, 3-30-2002
9, Kansas vs. North Carolina, 4-5-2008
8, Arizona vs. North Carolina, 3-29-1997
8, Indiana vs. Oklahoma, 3-30-2002
8, Kansas vs. Ohio St., 3-31-2012

**Record later vacated*

8, *Massachusetts vs. Kentucky, 3-30-1996

STEALS

14, Kentucky vs. Minnesota, 3-29-1997
12, Kentucky vs. Massachusetts, 3-30-1996
12, Arizona vs. Michigan St., 3-31-2001
12, Butler vs. Michigan St., 4-3-2010
11, seven tied (most recent: Kentucky vs. UConn, 4-2-2011)

PERSONAL FOULS

33, Providence vs. Syracuse, 3-28-1987

33, Indiana vs. Duke, 4-4-1992

32, St. Bonaventure vs. Jacksonville, 3-19-1970

31, Kentucky vs. Syracuse, 3-29-1975

31, Penn vs. Michigan St., 3-24-1979

FEWEST PERSONAL FOULS

8, Wisconsin vs. Pittsburgh, 3-22-1941
9, Kansas vs. Southern California, 3-21-1940
9, Stanford vs. Colorado, 3-21-1942
9, Oklahoma St. vs. California, 3-23-1946
10, four tied (most recent: Ohio St. vs. Georgetown, 3-31-2007)

PLAYERS DISQUALIFIED

4, St. Bonaventure vs. Jacksonville, 3-19-1970
4, Indiana vs. Duke, 4-4-1992
3, 10 tied (most recent: UCLA vs. Florida, 3-31-2007)

Team and Two-Team Scoring by Halves

POINTS IN A HALF, TEAM

65, UCLA vs. Wichita St., 3-19-1965 (1st)
62, Seton Hall vs. Duke, 4-1-1989 (2d)
59, Kansas vs. Marquette, 4-5-2003 (1st)
58, Memphis vs. Providence, 3-24-1973 (2d)
58, Houston vs. Louisville, 4-2-1983 (2d)

POINTS IN A HALF, BOTH TEAMS

104, Notre Dame (57) vs. Duke (47), 3-25-1978 (2d)
104, Maryland (53) vs. Kansas (51), 3-30-2002 (2d)
103, UCLA (65) vs. Wichita St. (38), 3-19-1965 (1st)
103, UCLA (57) vs. Louisville (46), 3-23-1972 (2d)

POINTS AT HALFTIME, TEAM

65, UCLA vs. Wichita St. (38), 3-19-1965
59, Kansas vs. Marquette (30), 4-5-2003
53, four tied (most recent: Georgia Tech vs. UNLV [46], 3-31-1990)

POINTS AT HALFTIME, BOTH TEAMS

103, UCLA (65) vs. Wichita St. (38), 3-19-1965
100, Indiana (53) vs. UNLV (47), 3-28-1987
99, Georgia Tech (53) vs. UNLV (46), 3-31-1990

FEWEST POINTS IN A HALF, TEAM

10, Villanova vs. Ohio St., 3-18-1939 (1st)
11, Oregon St. vs. Oklahoma St., 3-19-1949 (1st)
11, Kentucky vs. Georgetown, 3-31-1984 (2d)

FEWEST POINTS IN A HALF, BOTH TEAMS

31, Duquesne (17) vs. Indiana (14), 3-21-1940 (2d)
32, Pittsburgh (18) vs. Wisconsin (14), 3-22-1941 (1st)
32, Oklahoma St. (21) vs. Oregon St. (11), 3-19-1949 (1st)

FEWEST POINTS AT HALFTIME, TEAM

10, Villanova vs. Ohio St. (25), 3-18-1939
11, Oregon St. vs. Oklahoma St. (38), 3-19-1949
13, Duquesne vs. Indiana (25), 3-21-1940
13, Kentucky vs. Dartmouth (23), 3-21-1942

FEWEST POINTS AT HALFTIME, BOTH TEAMS

32, Pittsburgh (18) vs. Wisconsin (14), 3-22-1941
32, Oklahoma St. (21) vs. Oregon St. (11), 3-19-1949
35, Ohio St. (25) vs. Villanova (10), 3-18-1939
35, Oregon (21) vs. Oklahoma (14), 3-21-1939
35, Utah (19) vs. Iowa St. (16), 3-25-1944

HALFTIME LEAD

33, Michigan St. (50) vs. Penn (17), 3-24-1979
29, Kansas (59) vs. Marquette (30), 4-5-2003
27, UCLA (65) vs. Wichita St. (38), 3-19-1965

HALFTIME DEFICIT OVERCOME TO WIN

11, Duke vs. Maryland, H: 38-49, F: 95-84, 3-31-2001
9, Memphis vs. Providence, H: 40-49, F: 98-85, 3-24-1973
9, Kansas vs. Ohio St., H: 25-34, F: 64-62, 3-31-2012

Two-Team Records

POINTS

197, UCLA (108) vs. Wichita St. (89), 3-19-1965
190, Indiana (97) vs. UNLV (93), 3-28-1987
185, Maryland (97) vs. Kansas (88), 3-30-2002
183, Memphis (98) vs. Providence (85), 3-24-1973
181, Villanova (92) vs. Western Ky. (89), 3-25-1971

**Record later vacated*

181, *Villanova (92) vs. *Western Ky. (89), 3-25-1971 (2 ot)

FEWEST POINTS

93, Kentucky (40) vs. Georgetown (53), 3-31-1984
 94, Wisconsin (41) vs. Michigan St. (53), 4-1-2000
 96, Louisville (46) vs. Georgetown (50), 3-27-1982
 96, Virginia (47) vs. Houston (49), 3-31-1984
 97, Memphis (45) vs. Villanova (52), 3-30-1985

FIELD GOALS

80, UCLA (44) vs. Wichita St. (36), 3-19-1965
 79, Memphis (41) vs. Providence (38), 3-24-1973
 74, UNLV (41) vs. North Carolina (33), 3-26-1977
 73, Kansas St. (37) vs. UCLA (36), 3-20-1964
 73, Houston (41) vs. Louisville (32), 4-2-1983

**Record later vacated*

75, *Western Ky. (39) vs. *Villanova (36), 3-25-1971 (2 ot)

FIELD GOALS ATTEMPTED

169, North Carolina (89) vs. Michigan St. (80), 3-22-1957 (3 ot)
 164, UCLA (89) vs. Wichita St. (75), 3-19-1965
 162, Providence (82) vs. Memphis (80), 3-24-1973
 161, Kentucky (91) vs. Illinois (70), 3-24-1951
 161, UCLA (83) vs. Houston (78), 3-22-1968

**Record later vacated*

178, *Western Ky. (105) vs. *Villanova (73), 3-25-1971 (2 ot)

THREE-POINT FIELD GOALS

22, Arkansas (12) vs. North Carolina (10), 4-1-1995
 18, UNLV (10) vs. Georgia Tech (8), 3-31-1990
 18, Illinois (12) vs. Louisville (6), 4-2-2005
 18, Duke (13) vs. West Virginia (5), 4-3-2010
 17, Texas (10) vs. Syracuse (7), 4-5-2003

THREE-POINT FIELD GOALS ATTEMPTED

62, Arkansas (34) vs. North Carolina (28), 4-1-1995
 56, Arizona (32) vs. Arkansas (24), 4-2-1994

50, Arizona (29) vs. North Carolina (21), 3-29-1997
 50, Florida (28) vs. North Carolina (22), 4-1-2000
 50, Illinois (30) vs. Louisville (20), 4-2-2005

FREE THROWS MADE

53, Indiana (30) vs. LSU (23), 3-17-1953
 52, Jacksonville (37) vs. St. Bonaventure (15), 3-19-1970
 47, La Salle (24) vs. Iowa (23), 3-18-1955
 47, UCLA (29) vs. Drake (18), 3-20-1969
 47, Duke (28) vs. Arkansas (19), 3-31-1990
 47, Maryland (26) vs. Kansas (21), 3-30-2002

FREE THROWS ATTEMPTED

86, LSU (44) vs. Indiana (42), 3-17-1953
 70, Kentucky (38) vs. Syracuse (32), 3-29-1975
 68, UCLA (44) vs. Drake (24), 3-20-1969
 68, Florida St. (43) vs. North Carolina (25), 3-23-1972
 67, Jacksonville (45) vs. St. Bonaventure (22), 3-19-1970

REBOUNDS

119, Michigan St. (65) vs. North Carolina (54), 3-22-1957 (3 ot)
 112, UCLA (56) vs. Houston (56), 3-24-1967
 110, UCLA (57) vs. Houston (53), 3-22-1968
 103, Duke (52) vs. Loyola Chicago (51), 3-22-1963
 102, North Carolina (53) vs. Ohio St. (49), 3-22-1968

**Record later vacated*

123, *Western Ky. (69) vs. *Villanova (54), 3-25-1971 (2 ot)

ASSISTS

40, Kansas (22) vs. Maryland (18), 3-30-2002
 39, Louisville (26) vs. LSU (13), 3-29-1986
 39, UNLV (23) vs. Indiana (16), 3-28-1987
 37, Michigan (23) vs. Illinois (14), 4-1-1989
 37, Arkansas (19) vs. Arizona (18), 4-2-1994
 37, Arkansas (22) vs. North Carolina (15), 4-1-1995
**Record later vacated*
 39, Kentucky (20) vs. *Massachusetts (19), 3-30-1996

BLOCKED SHOTS

15, Kansas (8) vs. Ohio St. (7), 3-31-2012
 14, Kansas (9) vs. Duke (5), 4-2-1988
 12, Seton Hall (7) vs. Duke (5), 4-1-1989
 12, Kentucky (7) vs. Stanford (5), 3-28-1998 (ot)
 12, Maryland (9) vs. Kansas (3), 3-30-2002
 12, LSU (7) vs. UCLA (5), 4-1-2006
 12, Kansas (9) vs. North Carolina (3), 4-5-2008
**Record later vacated*
 14, *Massachusetts (8) vs. Kentucky (6), 3-30-1996

STEALS

19, North Carolina (11) vs. Arizona (8), 3-29-1997
 19, UCLA (10) vs. LSU (9), 4-1-2006
 18, Providence (11) vs. Syracuse (7), 3-28-1987
 17, Kansas (9) vs. Duke (8), 4-2-1988
 17, Cincinnati (11) vs. Michigan (6), 4-4-1992
 17, Kansas (10) vs. North Carolina (7), 4-5-2008
**Record later vacated*

20, Kentucky (12) vs. *Massachusetts (8), 3-30-1996
 20, Kentucky (14) vs. *Minnesota (6), 3-29-1997
 19, Kentucky (11) vs. *Michigan (8), 4-3-1993 (ot)

PERSONAL FOULS

61, Kentucky (31) vs. Syracuse (30), 3-29-1975
 53, Indiana (27) vs. LSU (26), 3-17-1953
 53, St. Bonaventure (32) vs. Jacksonville (21), 3-19-1970
 53, Penn (31) vs. Michigan St. (22), 3-24-1979
 51, six tied (most recent: Kansas [27] vs. Maryland [24], 3-30-2002)

PLAYERS DISQUALIFIED

6, CCNY (3) vs. North Carolina St. (3), 3-25-1950
 5, North Carolina (3) vs. Michigan St. (2), 3-22-1957 (3 ot)
 5, Indiana (4) vs. Duke (1), 4-4-1992
 4, Ohio St. (3) vs. New York U. (1), 3-24-1945 (ot)
 4, St. Bonaventure (4) vs. Jacksonville (0), 3-19-1970
 4, Syracuse (3) vs. Kentucky (1), 3-29-1975

Final Four Two-Game Records

Record later vacated is indicated by ().*

Individual Records

POINTS

87, Bill Bradley, Princeton, 1965
 80, Hal Lear, Temple, 1956
 70, Gail Goodrich, UCLA, 1965
 70, Jerry Chambers, Utah, 1966
 66, Clyde Lovellette, Kansas, 1952
 66, Jerry West, West Virginia, 1959
 65, Bob Pettit, LSU, 1953
 64, Rick Mount, Purdue, 1969
 64, Jack Givens, Kentucky, 1978
 62, Lew Alcindor, UCLA, 1969

FIELD GOALS

34, Bill Bradley, Princeton, 1965
 32, Hal Lear, Temple, 1956
 28, Bill Walton, UCLA, 1973
 28, Jack Givens, Kentucky, 1978
 26, Rick Mount, Purdue, 1969

FIELD GOALS ATTEMPTED

64, Rick Mount, Purdue, 1969
 58, Ernie DiGregorio, Providence, 1973
 57, Lennie Rosenbluth, North Carolina, 1957
 55, Sam Ranzino, North Carolina St., 1950
 54, Billy McGill, Utah, 1961
 54, Bill Bradley, Princeton, 1965
 54, Elvin Hayes, Houston, 1967

**Record later vacated*

54, *Jim McDaniels, Western Ky., 1971

FIELD-GOAL PERCENTAGE

(Minimum 15 FGM)

84.2% (16-19), Billy Thompson, Louisville, 1986
 82.4% (28-34), Bill Walton, UCLA, 1973
 78.9% (15-19), Udonis Haslem, Florida, 2000
 78.3% (18-23), Keith Langford, Kansas, 2003
 75.0% (15-20), Curtis Watkins, DePaul, 1979

THREE-POINT FIELD GOALS

11, Luther Head, Illinois, 2005
 10, Freddie Banks, UNLV, 1987
 10, Donald Williams, North Carolina, 1993
 10, Lee Humphrey, Florida, 2006
 9, Steve Alford, Indiana, 1987
 9, Anderson Hunt, UNLV, 1990
 9, Mike Bibby, Arizona, 1997
 9, Gerry McNamara, Syracuse, 2003
 9, Shelvin Mack, Butler, 2011

THREE-POINT FIELD GOALS ATTEMPTED

27, Luther Head, Illinois, 2005
 20, Jason Williams, Duke, 2001
 20, Lee Humphrey, Florida, 2006
 19, Freddie Banks, UNLV, 1987
 19, Dave Sieger, Oklahoma, 1988
 19, Kirk Hinrich, Kansas, 2003

THREE-POINT FIELD-GOAL PERCENTAGE

(Minimum Seven 3FGM)

80.0% (8-10), Wayne Ellington, North Carolina, 2009
 80.0% (8-10), Luke Hancock, Louisville, 2013
 71.4% (10-14), Donald Williams, North Carolina, 1993
 64.3% (9-14), Steve Alford, Indiana, 1987
 58.3% (7-12), Bobby Hurley, Duke, 1992

FREE THROWS MADE

25, Ty Lawson, North Carolina, 2009
 24, Oscar Robertson, Cincinnati, 1959
 24, Gail Goodrich, UCLA, 1965
 22, Jerry West, West Virginia, 1959
 21, Don Schlundt, Indiana, 1953
 21, Christian Laettner, Duke, 1991

FREE THROWS ATTEMPTED

35, Ty Lawson, North Carolina, 2009
 32, Jerry West, West Virginia, 1959
 30, Oscar Robertson, Cincinnati, 1959
 28, Bob Pettit, LSU, 1953
 28, Don Schlundt, Indiana, 1953
 28, Gail Goodrich, UCLA, 1965

FREE-THROW PERCENTAGE

(Minimum 12 FTM)

100% (15-15), Jeff Lamp, Virginia, 1981
 100% (13-13), Ron King, Florida St., 1972
 95.0% (19-20), Bill Bradley, Princeton, 1965
 94.7% (18-19), Dick Estergard, Bradley, 1954
 93.8% (15-16), Matt Howard, Butler, 2011

**Record later vacated*

100% (12-12), Kiki Vandeweghe, *UCLA, 1980

REBOUNDS

50, Bill Russell, San Francisco, 1956
 41, Elgin Baylor, Seattle, 1958
 41, Lew Alcindor, UCLA, 1969
 41, Bill Walton, UCLA, 1972
 40, Elvin Hayes, Houston, 1967
 40, Akeem Olajuwon, Houston, 1983
 38, Paul Hogue, Cincinnati, 1962
 38, Lew Alcindor, UCLA, 1967
 37, Bill Spivey, Kentucky, 1951
 37, Artis Gilmore, Jacksonville, 1970

REBOUNDS SINCE 1973

40, Akeem Olajuwon, Houston, 1983
 36, Nick Collison, Kansas, 2003
 31, Derrick Coleman, Syracuse, 1987
 30, Larry Kenon, Memphis, 1973
 30, Bill Walton, UCLA, 1973
 30, Anthony Davis, Kentucky, 2012
 29, Larry Bird, Indiana St., 1979
 29, Al Horford, Florida, 2007
 28, Wesley Cox, Louisville, 1975
 28, Cedric Maxwell, Charlotte, 1977
 28, Danny Manning, Kansas, 1988
 28, Elton Brand, Duke, 1999

ASSISTS

23, Rumeal Robinson, Michigan, 1989
 20, Michael Jackson, Georgetown, 1985
 18, Mark Wade, UNLV, 1987
 16, Alvin Franklin, Houston, 1984
 16, Bobby Hurlley, Duke, 1991
 16, Lazarus Sims, Syracuse, 1996
 16, Deron Williams, Illinois, 2005

BLOCKED SHOTS

11, Anthony Davis, Kentucky, 2012
 11, Jeff Withey, Kansas, 2012
 10, Joakim Noah, Florida, 2006
 8, Danny Manning, Kansas, 1988
 7, Loren Woods, Arizona, 2001

STEALS

10, Tommy Amaker, Duke, 1986
 10, Ty Lawson, North Carolina, 2009
 9, Mookie Blaylock, Oklahoma, 1988
 9, Danny Manning, Kansas, 1988
 8, Antoine Walker, Kentucky, 1996

Team Records

POINTS

199, UCLA, 1965
 194, Princeton, 1965
 193, UNLV, 1990
 189, UNLV, 1977
 188, UCLA, 1964
 187, Utah, 1961
 186, Drake, 1969
 180, Michigan, 1964
 180, North Carolina, 1972
 180, Kentucky, 1975
**Record later vacated*
 196, *Saint Joseph's, 1961

FIELD GOALS

88, UNLV, 1977
 78, Princeton, 1965
 77, Utah, 1961
 77, UCLA, 1965
 77, Drake, 1969

FIELD GOALS ATTEMPTED

176, Rutgers, 1976
 176, Penn, 1979
 175, UNLV, 1977
**Record later vacated*
 181, *Western Ky., 1971
 177, *Saint Joseph's, 1961

FIELD-GOAL PERCENTAGE

62.1% (64-103), Michigan St., 1979
 61.7% (71-115), UCLA, 1973
 57.6% (38-66), Villanova, 1985
 57.3% (63-110), Ohio St., 1961
 57.0% (61-107), Kansas, 1988

THREE-POINT FIELD GOALS

24, Illinois, 2005
 22, Arkansas, 1995
 19, Kentucky, 1997
 19, Florida, 2007
 18, UNLV, 1990
 18, Indiana, 2002
 18, Syracuse, 2003
 18, Florida, 2006
 18, Duke, 2010

THREE-POINT FIELD GOALS ATTEMPTED

70, Illinois, 2005
 62, Arkansas, 1995
 56, Butler, 2011
 54, Duke, 2001
 53, Kentucky, 1997

THREE-POINT FIELD-GOAL PERCENTAGE (Minimum Nine 3FGM)

62.1% (18-29), UNLV, 1990
 60.0% (9-15), Indiana, 1987
 58.1% (18-31), Syracuse, 2003
 55.6% (10-18), Duke, 1991
 55.6% (10-18), North Carolina, 1993

FREE THROWS MADE

62, Duke, 1978
 57, UCLA, 1969
 56, Bradley, 1954
 51, Illinois, 1951
 51, Colorado, 1955
**Record later vacated*
 62, *Saint Joseph's, 1961

FREE THROWS ATTEMPTED

85, UCLA, 1969
 77, North Carolina, 2009
 76, Bradley, 1954
 71, Illinois, 1951
 71, Duke, 1978
 71, UConn, 2004
**Record later vacated*
 72, *Saint Joseph's, 1961

FREE-THROW PERCENTAGE (Minimum 20 FTM)

88.7% (47-53), Virginia, 1981
 87.5% (28-32), Marquette, 1977
 87.3% (62-71), Duke, 1978
 86.2% (25-29), Kansas, 2008
**Record later vacated*
 86.1% (62-72), *Saint Joseph's, 1961

REBOUNDS

127, Houston, 1967
 125, Michigan St., 1957
 109, UCLA, 1969
 108, Houston, 1968
 107, Ohio St., 1968
 106, Kentucky, 1975
 105, UCLA, 1967
 105, UCLA, 1968
 104, Utah, 1961
 104, Kansas, 2003
**Record later vacated*
 125, *Western Ky., 1971

ASSISTS

44, UNLV, 1990
 42, Louisville, 1986
 42, Michigan, 1989
 42, Kentucky, 1996
 40, Kansas, 2003

BLOCKED SHOTS

18, Kentucky, 2012
 15, Maryland, 2002
 14, Arizona, 2001
 14, Florida, 2006
 13, Kansas, 1988
 13, Duke, 1994
 13, Kentucky, 1998
 13, UConn, 2011
 13, Kansas, 2012

STEALS

24, Arkansas, 1995
 23, Duke, 1986
 23, Kentucky, 1996
 23, Kentucky, 1997
 22, UNLV, 1990

PERSONAL FOULS

62, Penn, 1979
 59, Kentucky, 1975
 57, St. John's (NY), 1952
 56, Oklahoma St., 1951
 56, Syracuse, 1975

Final Four Cumulative Records

*does not include vacated years

Team Records

CHAMPIONSHIP TITLES

- 11, UCLA, 1964-95
- 8, Kentucky, 1948-2012
- 5, Indiana, 1940-87
- 5, North Carolina, 1957-2009
- 4, Duke, 1991-2010
- 4, UConn, 1999-2014
- 3, Louisville, 1980-2013
- 3, Kansas, 1952-2008
- 2, Cincinnati, 1961-62
- 2, Florida, 2006-07
- 2, Michigan St., 1979-2000
- 2, North Carolina St., 1974-83
- 2, Oklahoma St., 1945-46
- 2, San Francisco, 1955-56

FINAL FOUR APPEARANCES

- 18, North Carolina, 1946-2009
- 17, *UCLA, 1962-2008
- 16, Kentucky, 1942-2014
- 15, Duke, 1963-2010
- 14, Kansas, 1940-2012
- 11, Ohio St., 1939-2012
- 10, Louisville, 1959-2013
- 8, Indiana, 1940-2002
- 8, Michigan St., 1957-2010
- 6, Arkansas, 1945-95
- 6, Cincinnati, 1959-92
- 6, Oklahoma St., 1945-2004

CONSECUTIVE FINAL FOUR APPEARANCES

- 10, UCLA, 1967-76
- 5, Cincinnati, 1959-63
- 5, Duke, 1988-92
- 3, Houston, 1982-84
- 3, Kentucky, 1996-98

- 3, Michigan St., 1999-2001
- 3, North Carolina, 1967-69
- 3, Ohio St., 1944-46
- 3, Ohio St., 1960-62
- 3, San Francisco, 1955-57
- 3, UCLA, 2006-08

FINAL FOUR GAMES

- 32, *UCLA, 1967-2008
- 30, North Carolina, 1946-2009
- 28, Kentucky, 1942-2014
- 27, Duke, 1963-2010
- 25, Kansas, 1940-2012
- 18, Ohio St., 1939-2012
- 16, Louisville, 1959-2013
- 15, Indiana, 1940-2002
- 11, Cincinnati, 1959-92
- 11, Michigan St., 1957-2010

FINAL FOUR WINS

- 25, *UCLA, 1962-2008
- 20, Kentucky, 1942-2012
- 15, Duke, 1963-2010
- 15, North Carolina, 1946-2009
- 12, Indiana, 1940-2002
- 12, Kansas, 1940-2012
- 8, Ohio St., 1939-2012
- 8, UConn, 1999-2014
- 7, Cincinnati, 1959-92
- 7, Louisville, 1959-2013
- 6, *Michigan, 1964-2013
- 5, Georgetown, 1943-2007
- 5, Michigan St., 1957-2010
- 5, North Carolina St., 1950-83
- 5, Oklahoma St., 1945-2004
- 5, San Francisco, 1955-57

FINAL FOUR WINNING PERCENTAGE (Minimum Three Games)

- 88.9% (8-1), UConn, 1999-2011
- 83.3% (5-1), North Carolina St., 1950-83

- 83.3% (5-1), San Francisco, 1955-57
- 80.6% (25-6), *UCLA, 1962-2008
- 80.0% (12-3), Indiana, 1940-2002
- 75.0% (3-1), Holy Cross, 1947-48
- 75.0% (3-1), La Salle, 1954-55
- 74.1% (20-7), Kentucky, 1942-2014
- 66.7% (2-1), Maryland, 2001-02
- 66.7% (2-1), Stanford, 1942-98

FINAL FOUR MATCH-UPS, ALL-TIME

- 4, Kansas vs. North Carolina, 1957-2008
- 3, Duke vs. Kansas, 1986-91
- 3, Louisville vs. UCLA, 1972-80
- 3, Michigan St. vs. North Carolina, 1957-2009
- 2, Arkansas vs. Duke, 1990-94
- 2, California vs. Cincinnati, 1959-60
- 2, California vs. Ohio St., 1946-60
- 2, Cincinnati vs. Ohio St., 1961-62
- 2, UConn vs. Duke, 1999-2004
- 2, Duke vs. Kentucky, 1966-78
- 2, Duke vs. Michigan, 1964-92
- 2, Duke vs. UNLV, 1990-91
- 2, Florida vs. UCLA, 2006-07
- 2, Houston vs. North Carolina, 1967-82
- 2, Houston vs. UCLA, 1967-68
- 2, Indiana vs. Kansas, 1940-53
- 2, Indiana vs. LSU, 1953-81
- 2, Indiana vs. UCLA, 1973-76
- 2, Kansas vs. Marquette, 1974-2003
- 2, Kansas vs. UCLA, 1971-74
- 2, Kentucky vs. Duke, 1966-78
- 2, Kentucky vs. Syracuse, 1975-96
- 2, Kentucky vs. UConn, 2011-14
- 2, Memphis vs. UCLA, 1973-2008
- 2, Purdue vs. UCLA, 1969-80

Championship Team Season Statistics

Year	Champion	G	Won	Lost	FG	FGA	Pct.	3FG	3FGA	Pct.	FT	FTA	Pct.	Reb.	Avg. Ast.	Blk.	Stl.	Pts.	Avg.
1939	Oregon	34	29	5	638						406							1,682	49.5
1940	Indiana	23	20	3	429						190							1,048	45.6
1941	Wisconsin	23	20	3	355						294							1,004	43.7
1942	Stanford	32	28	4														1,299	40.6
1943	Wyoming	33	31	2	836						287							1,959	59.4
1944	Utah	26	22	4														1,374	52.8
1945	Oklahoma St.	31	27	4	676						325	576	56.4					1,677	54.1
1946	Oklahoma St.	33	31	2	644						375	616	60.9					1,663	50.4
1947	Holy Cross	30	27	3	739						348							1,826	60.9
1948	Kentucky	33	31	2	916	2,925	31.3				447	714	62.6					2,279	69.1
1949	Kentucky	34	32	2	903	2,756	32.8				514	728	70.6					2,320	68.2
1950	CCNY	29	24	5	780	2,150	36.3				433	751	57.7					1,993	68.7
1951	Kentucky	34	32	2	1,029	3,013	34.2				482	744	64.8	2,109	62.0			2,540	74.7
1952	Kansas	28	26	2	748	1,906	39.2				491	707	69.4	1,011	36.1			1,987	71.0
1953	Indiana	26	23	3	737	2,019	36.5				638	910	70.1	1,005	38.7			2,112	81.2
1954	La Salle	30	26	4	850	2,250	37.8				561	841	66.7	1,532	51.1			2,261	75.4
1955	San Francisco	29	28	1	693	1,750	39.6				566	861	65.7	1,326	45.7			1,952	67.3
1956	San Francisco	29	29	0	815	2,106	38.7				463	766	60.4	1,573	54.2			2,093	72.2
1957	North Carolina	32	32	0	860	1,996	43.1				817	1,165	70.1	1,495	46.7			2,537	79.3
1958	Kentucky	29	23	6	832	2,233	37.3				502	680	73.8	1,562	53.9			2,166	74.7
1959	California	29	25	4	720	1,774	40.6				414	653	63.4	1,307	45.1			1,854	63.9
1960	Ohio St.	28	25	3	1,044	2,101	49.7				444	619	71.7	1,447	51.7			2,532	90.4
1961	Cincinnati	30	27	3	897	1,962	45.7				457	722	63.3	1,553	51.8			2,251	75.0
1962	Cincinnati	31	29	2	879	1,967	44.7				480	759	63.2	1,536	49.5			2,238	72.2
1963	Loyola Chicago	31	29	2	1,081	2,463	43.9				685	949	72.2	1,792	57.8			2,847	91.8
1964	UCLA	30	30	0	1,023	2,256	45.3				620	963	64.4	1,670	55.7			2,666	88.9
1965	UCLA	30	28	2	1,000	2,172	46.0				589	892	66.0	1,559	52.0			2,589	86.3
1966	UTEP	29	28	1	846	1,899	44.5				568	812	70.0	1,430	49.3			2,260	77.9
1967	UCLA	30	30	0	1,082	2,081	52.0				523	783	66.8	1,495	49.8			2,687	89.6
1968	UCLA	30	29	1	1,161	2,321	50.0				480	700	68.6	1,603	53.4			2,802	93.4
1969	UCLA	30	29	1	1,027	1,999	51.4				486	752	64.6	1,513	50.4			2,540	84.7
1970	UCLA	30	28	2	1,083	2,184	49.6				593	852	69.6	1,519	50.6			2,759	92.0
1971	UCLA	30	29	1	995	2,197	45.3				514	789	65.1	1,574	52.5			2,504	83.5
1972	UCLA	30	30	0	1,140	2,262	50.4				558	803	69.5	1,647	54.9			2,838	94.6
1973	UCLA	30	30	0	1,054	2,032	51.9				332	527	63.0	1,469	49.0			2,440	81.3
1974	North Carolina St.	31	30	1	1,157	2,319	49.9				519	733	70.8	1,452	46.8			2,833	91.4

Year	Champion	G	Won	Lost	FG	FGA	Pct.	3FG	3FGA	Pct.	FT	FTA	Pct.	Reb.	Avg. Ast.	Blk.	Stl.	Pts.	Avg.	
1975	UCLA.....	31	28	3	1,063	2,217	47.9				500	712	70.2	1,398	45.1			2,626	84.7	
1976	Indiana.....	32	32	0	1,083	2,094	51.7				462	662	69.8	1,324	41.4			2,628	82.1	
1977	Marquette.....	32	25	7	905	1,916	47.2				446	573	77.8	1,170	36.6			2,256	70.5	
1978	Kentucky.....	32	30	2	1,040	1,922	54.1				613	808	75.9	1,171	36.6			2,693	84.2	
1979	Michigan St.....	32	26	6	932	1,769	52.7				559	775	72.1	1,108	34.6			2,423	75.7	
1980	Louisville.....	36	33	3	1,083	2,078	52.1				604	880	68.6	1,367	38.0			2,770	76.9	
1981	Indiana.....	35	26	9	978	1,846	53.0				495	665	74.4	1,201	34.3			2,451	70.0	
1982	North Carolina.....	34	32	2	895	1,668	53.7				477	689	69.2	999	29.4			2,269	66.7	
1983	North Carolina St.....	36	26	10	995	2,108	47.2				509	740	68.8	1,237	34.4			2,499	69.4	
1984	Georgetown.....	37	34	3	1,043	2,051	50.9				662	977	67.8	1,481	40.0	634		2,748	74.3	
1985	Villanova.....	35	25	10	909	1,784	51.0				585	818	71.5	1,184	33.8	545		2,403	68.7	
1986	Louisville.....	39	32	7	1,212	2,281	53.1				672	917	73.3	1,450	37.2	724	256	216	3,096	79.4
1987	Indiana.....	34	30	4	1,033	2,015	51.3	130	256	50.8	610	795	76.7	1,189	35.0	543	215	135	2,806	82.5
1988	Kansas.....	38	27	11	1,111	2,134	52.1	78	233	33.5	562	814	69.0	1,351	35.6	670	137	325	2,862	75.3
1989	Michigan.....	37	30	7	1,325	2,341	56.6	196	419	46.8	547	744	73.5	1,395	37.7	745	113	226	3,393	91.7
1990	UNLV.....	40	35	5	1,356	2,672	50.7	260	690	37.7	767	1,097	69.9	1,668	41.7	926	218	389	3,739	93.5
1991	Duke.....	39	32	7	1,227	2,401	51.1	176	459	38.3	791	1,089	72.6	1,414	36.3	689	160	362	3,421	87.7
1992	Duke.....	36	34	2	1,108	2,069	53.6	171	394	43.4	780	1,043	74.8	1,229	34.1	653	141	294	3,167	88.0
1993	North Carolina.....	38	34	4	1,219	2,407	50.6	168	452	37.2	666	943	70.6	1,561	41.1	698	145	357	3,272	86.1
1994	Arkansas.....	34	31	3	1,154	2,363	48.8	301	777	38.7	567	834	68.0	1,416	41.6	687	129	352	3,176	93.4
1995	UCLA.....	33	31	2	1,079	2,102	51.3	118	346	34.1	613	865	70.9	1,334	40.4	653	139	312	2,889	87.5
1996	Kentucky.....	36	34	2	1,198	2,461	48.7	266	670	39.7	630	883	71.3	1,501	41.7	783	176	435	3,292	91.4
1997	Arizona.....	34	25	9	1,015	2,241	45.3	222	600	37.0	598	913	65.5	1,377	40.5	567	100	358	2,850	83.8
1998	Kentucky.....	39	35	4	1,161	2,409	48.2	250	681	36.7	551	816	67.5	1,640	42.1	691	240	341	3,123	80.1
1999	UConn.....	36	34	2	986	2,111	46.7	174	506	34.4	635	868	73.2	1,451	40.3	551	151	287	2,781	77.3
2000	Michigan St.....	39	32	7	1,018	2,148	47.4	253	669	37.8	600	816	73.5	1,521	39.0	602	105	256	2,889	74.1
2001	Duke.....	39	35	4	1,217	2,530	48.1	407	1,057	38.5	697	1,002	69.6	1,505	38.6	701	196	411	3,538	90.7
2002	Maryland.....	36	32	4	1,083	2,248	48.2	217	580	37.4	677	933	72.6	1,479	41.1	714	216	302	3,060	85.0
2003	Syracuse.....	35	30	5	1,020	2,146	47.5	186	540	34.4	559	806	69.4	1,425	40.7	523	247	298	2,785	79.6
2004	UConn.....	39	33	6	1,154	2,403	48.0	249	619	40.2	516	828	62.3	1,742	44.7	681	315	233	3,073	78.8
2005	North Carolina.....	37	33	4	1,128	2,260	49.9	277	689	40.3	724	998	72.5	1,499	40.5	706	142	362	3,257	88.0
2006	Florida.....	39	33	6	1,061	2,120	50.0	289	738	39.2	641	862	74.4	1,402	35.9	650	207	297	3,052	78.3
2007	Florida.....	40	35	5	1,125	2,138	52.6	297	727	40.9	646	936	69.0	1,504	37.6	614	194	266	3,193	79.8
2008	Kansas.....	40	37	3	1,176	2,314	50.8	271	683	39.7	598	852	70.2	1,547	38.7	721	235	356	3,221	80.5
2009	North Carolina.....	38	34	4	1,205	2,509	48.0	264	682	38.7	739	983	75.2	1,594	41.9	685	196	325	3,413	89.8
2010	Duke.....	40	35	5	1,049	2,375	44.2	301	782	38.5	682	899	75.9	1,560	39.0	555	162	266	3,081	77.0
2011	UConn.....	41	32	9	1,053	2,429	43.4	234	711	32.9	627	822	76.3	1,626	39.7	534	228	259	2,967	72.4
2012	Kentucky.....	40	38	2	1,096	2,248	48.8	225	595	37.8	678	938	72.3	1,556	38.9	531	344	242	3,095	77.4
2013	Louisville.....	40	35	5	1,048	2,300	45.6	230	691	33.3	652	920	70.9	1,471	36.8	584	168	430	2,978	74.5
2014	UConn.....	40	32	8	971	2,162	44.9	287	741	38.7	644	829	77.7	1,396	34.9	488	230	281	2,873	71.8

Most Outstanding Players and Their Final Four Statistics

Year	Player, Team	Cl.	G	FG-A	3FG-A	FT-A	Reb.	Ast.	Blk.	Stl.	PF	Pts.
1939	Jimmy Hull, Ohio St.	Sr.	2	15		10-12					3	40
1940	Marv Huffman, Indiana	Sr.	2	7		4						18
1941	John Kotz, Wisconsin	So.	2	8		6				3		22
1942	Howie Dallmar, Stanford	So.	2	8		4-6					0	20
1943	Kenny Sailors, Wyoming	Jr.	2	10		8-11					5	28
1944	Arnie Ferrin, Utah	Fr.	2	11		6						28
1945	Bob Kurland, Oklahoma St.	Jr.	2	16		5				6		37
1946	Bob Kurland, Oklahoma St.	Sr.	2	21		10-15				8		52
1947	George Kaftan, Holy Cross	So.	2	18		12-17				6		48
1948	Alex Groza, Kentucky	Jr.	2	16		5						37
1949	Alex Groza, Kentucky	Sr.	2	19		14				9		52
1950	Irwin Dambrot, CCNY	Sr.	2	12-28		4-8				3		28
1951	Bill Spivey, Kentucky	Sr.	2	20-50		10-16	37			7		50
1952	Clyde Lovellette, Kansas	Sr.	2	24		18						66
1953	+ B.H. Born, Kansas	Jr.	2	17		17						51
1954	Tom Gola, La Salle	Jr.	2	12		14						38
1955	Bill Russell, San Francisco	Jr.	2	19		9						47
1956	† Hal Lear, Temple	Sr.	2	32		16						80
1957	+ Wilt Chamberlain, Kansas	So.	2	18-35		19-27	25			3		55
1958	+ Elgin Baylor, Seattle	Jr.	2	18-53		12-16	41			7		48
1959	+ Jerry West, West Virginia	Jr.	2	22-33		22-32	25			7		66
1960	Jerry Lucas, Ohio St.	So.	2	16-24		3-3	23			4		35
1961	+ Jerry Lucas, Ohio St.	Jr.	2	20-28		16-17	25			6		56
1962	Paul Hogue, Cincinnati	Sr.	2	23-36		12-19	38			5		58
1963	† Art Heyman, Duke	Sr.	2	18-44		15-22	19			8		51
1964	Walt Hazzard, UCLA	Sr.	2	11-20		8-12	10			7		30
1965	† Bill Bradley, Princeton	Sr.	2	34-54		19-20	24			9		87
1966	‡ Jerry Chambers, Utah	Sr.	2	25-47		20-24	35			6		70
1967	Lew Alcindor, UCLA	So.	2	14-23		11-24	38			1		39
1968	Lew Alcindor, UCLA	Jr.	2	22-35		9-10	34			6		53
1969	Lew Alcindor, UCLA	Sr.	2	23-34		16-25	41			5		62
1970	Sidney Wicks, UCLA	Jr.	2	15-21		9-15	34			6		39
1971	*+ Howard Porter, Villanova	Sr.	2	20-41		7-9	24			5		47
1972	Bill Walton, UCLA	So.	2	20-29		17-23	41			6		57
1973	Bill Walton, UCLA	Jr.	2	28-34		2-5	30			8		58
1974	David Thompson, North Carolina St.	Jr.	2	19-37		11-14	17			6		49

Year	Player, Team	Cl.	G	FG-A	3FG-A	FT-A	Reb.	Ast.	Blk.	Stl.	PF	Pts.
1975	Richard Washington, UCLA	So.	2	23-42		8-11	20				8	54
1976	Kent Benson, Indiana	Jr.	2	17-34		7-11	18				7	41
1977	Butch Lee, Marquette	Jr.	2	11-32		8-8	6	2	1	1	4	30
1978	Jack Givens, Kentucky	Sr.	2	28-43		8-12	17	4	1	3	6	64
1979	Magic Johnson, Michigan St.	So.	2	17-25		19-22	17	3	0	2	5	53
1980	Darrell Griffith, Louisville	Sr.	2	23-37		11-16	7	15	0	2	4	57
1981	Isiah Thomas, Indiana	So.	2	14-25		9-11	4	9	3	4	8	37
1982	James Worthy, North Carolina	Jr.	2	20-27		2-7	8	9	0	4	6	42
1983	+ Akeem Olajuwon, Houston	So.	2	16-29		9-14	40	3	2	5	5	41
1984	Patrick Ewing, Georgetown	Jr.	2	8-14		2-2	18	1	15	1	7	18
1985	Ed Pinckney, Villanova	Sr.	2	8-14		12-16	15	6	3	0	6	28
1986	Pervis Ellison, Louisville	Fr.	2	15-25		6-8	24	2	3	1	7	36
1987	Keith Smart, Indiana	Jr.	2	14-22	0-1	7-9	7	7	0	2	7	35
1988	Danny Manning, Kansas	Sr.	2	25-45	0-1	6-9	17	4	8	9	6	56
1989	Glen Rice, Michigan	Sr.	2	24-49	7-16	4-4	16	1	0	3	3	59
1990	Anderson Hunt, UNLV	So.	2	19-31	9-16	2-4	4	9	1	1	1	49
1991	Christian Laettner, Duke	Jr.	2	12-22	1-1	21-23	17	2	1	2	5	46
1992	Bobby Hurley, Duke	Jr.	2	10-24	7-12	8-10	3	11	0	3	6	35
1993	Donald Williams, North Carolina	So.	2	15-23	10-14	10-10	4	1	0	2	2	50
1994	Corliss Williamson, Arkansas	So.	2	21-42	0-0	10-14	21	8	3	4	3	52
1995	Ed O'Bannon, UCLA	Sr.	2	16-35	3-8	10-13	25	3	1	7	3	45
1996	Tony Delk, Kentucky	Sr.	2	15-36	8-16	6-11	9	2	2	3	4	44
1997	Miles Simon, Arizona	Jr.	2	17-37	3-10	17-22	8	6	1	0	1	54
1998	Jeff Sheppard, Kentucky	Sr.	2	16-29	4-10	7-9	10	7	0	4	4	43
1999	Richard Hamilton, UConn	Jr.	2	20-39	3-7	8-11	12	4	1	2	4	51
2000	Mateen Cleaves, Michigan St.	Sr.	2	8-18	3-4	10-12	6	5	0	2	4	29
2001	Shane Battier, Duke	Sr.	2	13-26	5-12	12-17	19	8	6	2	4	43
2002	Juan Dixon, Maryland	Sr.	2	10-18	5-11	8-11	3	5	0	7	3	33
2003	Carmelo Anthony, Syracuse	Fr.	2	19-35	6-9	9-11	24	8	0	4	5	53
2004	Emeka Okafor, UConn	Jr.	2	17-26	0-0	8-15	22	2	4	1	6	42
2005	Sean May, North Carolina	Jr.	2	19-29	0-0	10-14	17	5	2	1	3	48
2006	Joakim Noah, Florida	So.	2	12-20	0-1	4-4	17	5	10	2	5	28
2007	Corey Brewer, Florida	Jr.	2	9-19	7-13	7-8	10	2	3	3	5	32
2008	Mario Chalmers, Kansas	Jr.	2	10-23	3-9	6-8	7	6	0	7	6	29
2009	Wayne Ellington, North Carolina	Jr.	2	14-26	8-10	3-4	13	4	0	0	2	39
2010	Kyle Singler, Duke	Jr.	2	15-29	6-11	4-4	18	7	2	1	2	40
2011	Kemba Walker, UConn	Jr.	2	11-34	1-9	11-13	15	7	1	3	3	34
2012	Anthony Davis, Kentucky	Fr.	2	8-18	0-0	8-12	30	7	11	4	4	24
2013	Luke Hancock, Louisville	Jr.	2	11-15	8-10	12-17	5	5	0	4	6	42
2014	Shabazz Napier, UConn	Sr.	2	11-22	6-12	6-6	9	9	0	7	1	34

+team finished second; †team finished third; ‡team finished fourth; *record later vacated

Final Wire Service Polls No. 1 Teams

Year	AP Poll	UPI Poll	NCAA Champion	Champion's Final Ranking	
				AP	UPI
1949	Kentucky	—	Kentucky	1	—
1950	Bradley	—	CCNY	NR	—
1951	Kentucky	Kentucky	Kentucky	1	1
1952	Kentucky	Kentucky	Kansas	8	3
1953	Indiana	Indiana	Indiana	1	1
1954	Kentucky	Indiana	La Salle	2	NR
1955	San Francisco	San Francisco	San Francisco	1	1
1956	San Francisco	San Francisco	San Francisco	1	1
1957	North Carolina	North Carolina	North Carolina	1	1
1958	West Virginia	West Virginia	Kentucky	9	NR
1959	Kansas St.	Kansas St.	California	NR	9
1960	Cincinnati	Cincinnati	Ohio St.	3	3
1961	Ohio St.	Ohio St.	Cincinnati	2	2
1962	Ohio St.	Ohio St.	Cincinnati	2	2
1963	Cincinnati	Cincinnati	Loyola Chicago	3	4
1964	UCLA	UCLA	UCLA	1	1
1965	Michigan	Michigan	UCLA	2	2
1966	Kentucky	Kentucky	UTEP	3	3
1967	UCLA	UCLA	UCLA	1	1
1968	Houston	Houston	UCLA	2	2
1969	UCLA	UCLA	UCLA	1	1
1970	Kentucky	Kentucky	UCLA	2	2
1971	UCLA	UCLA	UCLA	1	1
1972	UCLA	UCLA	UCLA	1	1
1973	UCLA	UCLA	UCLA	1	1
1974	North Carolina St.	North Carolina St.	North Carolina St.	1	1
1975	UCLA	Indiana	UCLA	1	2
1976	Indiana	Indiana	Indiana	1	1
1977	Michigan	Michigan	Marquette	7	14
1978	Kentucky	Kentucky	Kentucky	1	1
1979	Indiana St.	Indiana St.	Michigan St.	3	4
1980	DePaul	DePaul	Louisville	2	4
1981	DePaul	DePaul	Indiana	9	9
1982	North Carolina	North Carolina	North Carolina	1	1
1983	Houston	Houston	North Carolina St.	16	14
1984	North Carolina	North Carolina	Georgetown	2	2

Year	AP Poll	UPI Poll	NCAA Champion	Champion's Final Ranking	
				AP	UPI
1985	Georgetown	Georgetown	Villanova	NR	NR
1986	Duke	Duke	Louisville	7	7
1987	UNLV	UNLV	Indiana	3	2
1988	Temple	Temple	Kansas	NR	NR
1989	Arizona	Arizona	Michigan	10	10
1990	Oklahoma	Oklahoma	UNLV	3	3
1991	UNLV	UNLV	Duke	6	6
1992	Duke	Duke	Duke	1	1
Year	AP Poll	USA/NABC	NCAA Champion	AP	USA
1993	Indiana	Indiana	North Carolina	4	2
1994	North Carolina	Arkansas	Arkansas	2	1
1995	UCLA	UCLA	UCLA	1	1
1996	Massachusetts	Massachusetts	Kentucky	2	2
1997	Kansas	Kansas	Arizona	15	13
1998	North Carolina	North Carolina	Kentucky	5	6
1999	Duke	Duke	UConn	3	3
2000	Duke	Duke	Michigan St.	2	2
2001	Duke	Duke	Duke	1	1
2002	Duke	Duke	Maryland	4	4
2003	Kentucky	Kentucky	Syracuse	13	12
2004	Stanford	Stanford	UConn	7	7
2005	Illinois	Illinois	North Carolina	2	3
2006	Duke	Duke	Florida	11	10
2007	Ohio St.	Ohio St.	Florida	3	3
2008	North Carolina	North Carolina	Kansas	4	4
2009	Louisville	Louisville	North Carolina	2	3
2010	Kansas	Kansas	Duke	4	4
2011	Ohio St.	Ohio St.	UConn	9	8
2012	Kentucky	Kentucky	Kentucky	1	1
2013	Gonzaga	Gonzaga	Louisville	2	2
2014	Florida	Florida	UConn	18	19

NR—Not Ranked in Top 20 (Top 10 from 1949-67).

Note: Final poll rankings are released before the NCAA tournament.

Associated Press No. 1 vs. No. 2 in the Championship Game

Date	No. 1, Score	W-L	No. 2, Score	Site
Mar. 26, 1949	Kentucky 46	W	Oklahoma St. 36	Seattle
Mar. 23, 1957	North Carolina 54	W (3 ot)	Kansas 53	Kansas City, MO
Mar. 25, 1961	Ohio St. 65	L (ot)	Cincinnati 70	Kansas City, MO
Mar. 24, 1962	Ohio St. 59	L	Cincinnati 71	Louisville, KY
Mar. 20, 1965	Michigan 80	L	UCLA 91	Portland, OR
Mar. 19, 1966	Kentucky 65	L	UTEP 72	College Park, MD
Mar. 31, 1975	UCLA 92	W	Kentucky 85	San Diego
Apr. 4, 2005	Illinois 70	L	North Carolina 75	St. Louis

Seeds at the Final Four

Year	Seeds	Teams
1979	1, 2, 2, 9 (14)	Indiana St., Michigan St. , DePaul, Penn
1980	2, 5, 6, 8 (21)	Louisville , Iowa, Purdue, UCLA
1981	1, 1, 2, 3 (7)	Virginia, LSU, North Carolina, Indiana
1982	1, 1, 3, 6 (11)	North Carolina , Georgetown, Louisville, Houston
1983	1, 1, 4, 6 (12)	Houston, Louisville, Georgia, North Carolina St.
1984	1, 1, 2, 7 (11)	Kentucky, Georgetown , Houston, Virginia
1985	1, 1, 2, 8 (12)	St. John's (NY), Georgetown, Memphis, Villanova
1986	1, 1, 2, 11 (15)	Duke, Kansas, Louisville , LSU
1987	1, 1, 2, 6 (10)	UNLV, Indiana , Syracuse, Providence
1988	1, 1, 2, 6 (10)	Arizona, Oklahoma, Duke, Kansas
1989	1, 2, 3, 3 (9)	Illinois, Duke, Seton Hall, Michigan
1990	1, 3, 4, 4 (12)	UNLV , Duke, Georgia Tech, Arkansas
1991	1, 1, 2, 3 (7)	UNLV, North Carolina, Duke , Kansas
1992	1, 2, 4, 6 (13)	Duke , Indiana, Cincinnati, Michigan
1993	1, 1, 1, 2 (5)	North Carolina , Kentucky, Michigan, Kansas
1994	1, 2, 2, 3 (8)	Arkansas , Arizona, Duke, Florida
1995	1, 2, 2, 4 (9)	UCLA , Arkansas, North Carolina, Oklahoma St.
1996	1, 1, 4, 5 (11)	Kentucky , Massachusetts, Syracuse, Mississippi St.
1997	1, 1, 1, 4 (7)	Kentucky, Minnesota, North Carolina, Arizona
1998	1, 2, 3, 3 (9)	North Carolina, Kentucky , Stanford, Utah
1999	1, 1, 1, 4 (7)	UConn , Duke, Michigan St., Ohio St.
2000	1, 5, 8, 8 (22)	Michigan St. , Florida, North Carolina, Wisconsin
2001	1, 1, 2, 3 (7)	Duke , Michigan St., Arizona, Maryland
2002	1, 1, 2, 5 (9)	Kansas, Maryland , Oklahoma, Indiana
2003	1, 2, 3, 3 (9)	Texas, Kansas, Marquette, Syracuse
2004	1, 2, 2, 3 (8)	Duke, UConn , Oklahoma St., Georgia Tech
2005	1, 1, 4, 5 (11)	Illinois, North Carolina , Louisville, Michigan St.
2006	2, 3, 4, 11 (20)	UCLA, Florida , LSU, George Mason
2007	1, 1, 2, 2 (6)	Florida , Ohio St., Georgetown, UCLA

Year	Seeds	Teams
2008	1, 1, 1, 1 (4)	Kansas , Memphis, North Carolina, UCLA
2009	1, 1, 2, 3 (7)	UConn, North Carolina , Michigan St., Villanova
2010	1, 2, 5, 5 (13)	Duke , West Virginia, Butler, Michigan St.
2011	3, 4, 8, 11 (26)	UConn , Kentucky, Butler, VCU
2012	1, 2, 2, 4 (9)	Kentucky , Kansas, Ohio St., Louisville
2013	1, 4, 4, 9 (18)	Louisville , Michigan, Syracuse, Wichita St.
2014	1, 2, 7, 8 (18)	Florida, Wisconsin, UConn , Kentucky

Note: *Champion in bold.*

The Path to the Championship

Did the champion play the highest-seeded teams along the way?

Year	Team	Champion's							SUM
		Seed	1st	2d	RSF	RF	NSF	CH	
1979	Michigan St.....	2		N(10)	Y(3)	Y(1)	N(9)	Y(1)	24
1980	Louisville.....	2		Y(7)	N(6)	Y(1)	N(5)	N(8)	27
1981	Indiana.....	3		Y(6)	N(7)	N(9)	Y(1)	N(2)	25
1982	North Carolina.....	1		N(9)	Y(4)	N(3)	N(6)	Y(1)	23
1983	North Carolina St.	6	(11)	Y(3)	N(10)	Y(1)	N(4)	Y(1)	30
1984	Georgetown.....	1		N(9)	N(5)	N(10)	Y(1)	N(2)	27
1985	Villanova.....	8	(9)	Y(1)	N(5)	Y(2)	N(2)	Y(1)	20
1986	Louisville.....	2	(15)	Y(7)	Y(3)	N(8)	N(11)	Y(1)	45
1987	Indiana.....	1	(16)	Y(8)	N(5)	N(10)	Y(1)	N(2)	42
1988	Kansas.....	6	(11)	N(14)	N(7)	N(4)	N(2)	Y(1)	39
1989	Michigan.....	3	(14)	N(11)	Y(2)	N(5)	Y(1)	N(3)	36
1990	UNLV.....	1	(16)	Y(8)	N(12)	N(11)	N(4)	N(3)	54
1991	Duke.....	2	(15)	Y(7)	N(11)	N(4)	Y(1)	N(3)	41
1992	Duke.....	1	(16)	N(9)	Y(4)	Y(2)	N(2)	N(6)	39
1993	North Carolina.....	1	(16)	Y(8)	Y(4)	Y(2)	N(2)	Y(1)	33
1994	Arkansas.....	1	(16)	N(9)	N(12)	N(3)	N(2)	N(2)	44
1995	UCLA.....	1	(16)	Y(8)	N(5)	Y(2)	N(4)	N(2)	37
1996	Kentucky.....	1	(16)	N(9)	Y(4)	Y(2)	Y(1)	N(4)	36
1997	Arizona.....	4	(13)	N(12)	Y(1)	N(10)	Y(1)	Y(1)	38
1998	Kentucky.....	2	(15)	N(10)	N(6)	Y(1)	N(3)	N(3)	38
1999	UConn.....	1	(16)	N(9)	N(5)	N(10)	N(4)	Y(1)	45
2000	Michigan St.	1	(16)	Y(8)	Y(4)	Y(2)	N(8)	N(5)	43
2001	Duke.....	1	(16)	N(9)	Y(4)	N(6)	N(3)	N(2)	40
2002	Maryland.....	1	(16)	Y(8)	Y(4)	Y(2)	Y(1)	N(5)	36
2003	Syracuse.....	3	(14)	Y(6)	N(10)	Y(1)	Y(1)	N(2)	34
2004	UConn.....	2	(15)	Y(7)	N(6)	N(8)	Y(1)	N(3)	40
2005	North Carolina.....	1	(16)	N(9)	N(5)	N(6)	N(5)	Y(1)	42
2006	Florida.....	3	(14)	N(11)	N(7)	Y(1)	N(11)	N(2)	46
2007	Florida.....	1	(16)	N(9)	N(5)	N(3)	N(2)	Y(1)	36
2008	Kansas.....	1	(16)	Y(8)	N(12)	N(10)	Y(1)	Y(1)	48
2009	North Carolina.....	1	(16)	Y(8)	Y(4)	Y(2)	N(3)	N(2)	35
2010	Duke.....	1	(16)	Y(8)	Y(4)	N(3)	N(2)	N(5)	38
2011	UConn.....	3	(14)	Y(6)	Y(2)	N(5)	N(4)	N(8)	39
2012	Kentucky.....	1	(16)	Y(8)	Y(4)	N(3)	N(4)	N(2)	37
2013	Louisville.....	1	(16)	Y(8)	N(12)	Y(2)	N(9)	N(4)	51
2014	UConn.....	7	(10)	Y(2)	Y(3)	N(4)	Y(1)	N(8)	28

Y—Yes; N—No; Opponent's seed in parentheses.

All-Tournament Teams

(First player listed each year was the most outstanding player.)

Final Four record later vacated is indicated by (*).

1939

Not chosen

1940

Marv Huffman, Indiana
 Jay McCreary, Indiana
 Bob Menke, Indiana
 Howard Engleman, Kansas
 Bob Allen, Kansas

1941-51

Not chosen

1952

Clyde Lovellette, Kansas
 James Bredar, Illinois
 John Kerr, Illinois
 Dean Kelley, Kansas
 Bob Zawoluk, St. John's (NY)
 Ron MacGilvray, St. John's (NY)

1953

B.H. Born, Kansas
 Bob Leonard, Indiana
 Don Schlundt, Indiana
 Dean Kelley, Kansas
 Bob Houbregs, Washington

1954

Tom Gola, La Salle
 Bob Carney, Bradley
 Charlie Singley, La Salle
 Jesse Arnette, Penn St.
 Roy Irvin, Southern California

1955

Bill Russell, San Francisco
 Jim Ranglos, Colorado
 Carl Cain, Iowa
 Tom Gola, La Salle
 K.C. Jones, San Francisco

1956

Hal Lear, Temple
 Carl Cain, Iowa
 Bill Logan, Iowa
 Hal Perry, San Francisco
 Bill Russell, San Francisco

1957

Wilt Chamberlain, Kansas
 John Green, Michigan St.
 Pete Brennan, North Carolina
 Lennie Rosenbluth, North Carolina

Gene Brown, San Francisco

1958

Elgin Baylor, Seattle
 Johnny Cox, Kentucky
 Vern Hatton, Kentucky
 Charley Brown, Seattle
 Guy Rodgers, Temple

1959

Jerry West, West Virginia
 Denny Fitzpatrick, California
 Darrall Imhoff, California
 Oscar Robertson, Cincinnati
 Don Goldstein, Louisville

1960

Jerry Lucas, Ohio St.
 Darrall Imhoff, California
 Oscar Robertson, Cincinnati
 Mel Nowell, Ohio St.
 Tom Sanders, New York U.

1961

Jerry Lucas, Ohio St.
 Carl Bouldin, Cincinnati
 Bob Wiesenhahn, Cincinnati
 Larry Siegfried, Ohio St.
 *Jack Egan, Saint Joseph's

1962

Paul Hogue, Cincinnati
 Tom Thacker, Cincinnati

John Havlicek, Ohio St.
 Jerry Lucas, Ohio St.
 Len Chappell, Wake Forest

1963

Art Heyman, Duke
 Ron Bonham, Cincinnati
 Tom Thacker, Cincinnati
 George Wilson, Cincinnati
 Les Hunter, Loyola Chicago

1964

Walt Hazzard, UCLA
 Jeff Mullins, Duke
 Willie Murrell, Kansas St.
 Bill Buntin, Michigan
 Gail Goodrich, UCLA

1965

Bill Bradley, Princeton
 Cazzie Russell, Michigan
 Gail Goodrich, UCLA
 Edgar Lacey, UCLA
 Kenny Washington, UCLA

1966

Jerry Chambers, Utah
 Jack Marin, Duke
 Louie Dampier, Kentucky
 Pat Riley, Kentucky
 Bobby Joe Hill, UTEP

1967

Low Alcindor, UCLA

Don May, Dayton
Elvin Hayes, Houston
Lucius Allen, UCLA
Mike Warren, UCLA

1968
Lew Alcindor, UCLA
Larry Miller, North Carolina
Lucius Allen, UCLA
Lynn Shackelford, UCLA
Mike Warren, UCLA

1969
Lew Alcindor, UCLA
Willie McCarter, Drake
Charlie Scott, North Carolina
Rick Mount, Purdue
John Vallely, UCLA

1970
Sidney Wicks, UCLA
Artis Gilmore, Jacksonville
Jimmy Collins, New Mexico St.
Curtis Rowe, UCLA
John Vallely, UCLA

1971
*Howard Porter, Villanova
*Hank Siemiontkowski, Villanova
*Jim McDaniels, Western Ky.
Steve Patterson, UCLA
Sidney Wicks, UCLA

1972
Bill Walton, UCLA
Ron King, Florida St.
Jim Price, Louisville
Bob McAdoo, North Carolina
Keith Wilkes, UCLA

1973
Bill Walton, UCLA
Steve Downing, Indiana
Larry Finch, Memphis
Larry Kenon, Memphis
Ernie DiGregorio, Providence

1974
David Thompson, North Carolina St.
Maurice Lucas, Marquette
Tom Bureson, North Carolina St.
Monte Towe, North Carolina St.
Bill Walton, UCLA

1975
Richard Washington, UCLA
Kevin Grevey, Kentucky
Allen Murphy, Louisville
Jim Lee, Syracuse
Dave Meyers, UCLA

1976
Kent Benson, Indiana
Tom Abernethy, Indiana
Scott May, Indiana
Rickey Green, Michigan
Marques Johnson, UCLA

1977
Butch Lee, Marquette
Bo Ellis, Marquette
Jerome Whitehead, Marquette
Walter Davis, North Carolina
Mike O'Koren, North Carolina
Cedric Maxwell, Charlotte

1978
Jack Givens, Kentucky
Ron Brewer, Arkansas
Mike Gminski, Duke
Jim Spanarkel, Duke
Rick Robey, Kentucky

1979
Magic Johnson, Michigan St.
Mark Aguirre, DePaul
Gary Garland, DePaul
Larry Bird, Indiana St.
Greg Kelsner, Michigan St.

1980
Darrell Griffith, Louisville
Rodney McCray, Louisville
Joe Barry Carroll, Purdue
*Rod Foster, UCLA
*Kiki Vandeweghe, UCLA

1981
Isiah Thomas, Indiana
Jim Thomas, Indiana
Landon Turner, Indiana
Al Wood, North Carolina
Jeff Lamp, Virginia

1982
James Worthy, North Carolina
Patrick Ewing, Georgetown
Eric Floyd, Georgetown
Michael Jordan, North Carolina
Sam Perkins, North Carolina

1983
Akeem Olajuwon, Houston
Thurl Bailey, North Carolina St.
Sidney Lowe, North Carolina St.
Dereck Whittenburg, North Carolina St.
Milt Wagner, Louisville

1984
Patrick Ewing, Georgetown
Michael Graham, Georgetown
Alvin Franklin, Houston
Akeem Olajuwon, Houston
Michael Young, Houston

1985
Ed Pinckney, Villanova
Patrick Ewing, Georgetown
Harold Jensen, Villanova
Dwayne McClain, Villanova
Gary McLain, Villanova

1986
Pervis Ellison, Louisville
Mark Alarie, Duke
Tommy Amaker, Duke
Johnny Dawkins, Duke
Billy Thompson, Louisville

1987
Keith Smart, Indiana
Steve Alford, Indiana
Armon Gilliam, UNLV
Derrick Coleman, Syracuse
Sherman Douglas, Syracuse

1988
Danny Manning, Kansas
Sean Elliott, Arizona
Milt Newton, Kansas
Stacey King, Oklahoma
Dave Sieger, Oklahoma

1989
Glen Rice, Michigan
Danny Ferry, Duke
Rumeal Robinson, Michigan
Gerald Greene, Seton Hall
John Morton, Seton Hall

1990
Anderson Hunt, UNLV
Phil Henderson, Duke
Dennis Scott, Georgia Tech
Stacey Augmon, UNLV
Larry Johnson, UNLV

1991
Christian Laettner, Duke
Bobby Hurley, Duke
Bill McCaffrey, Duke
Mark Randall, Kansas
Anderson Hunt, UNLV

1992
Bobby Hurley, Duke
Grant Hill, Duke
Christian Laettner, Duke
*Jalen Rose, Michigan
*Chris Webber, Michigan

1993
Donald Williams, North Carolina
Jamal Mashburn, Kentucky
*Chris Webber, Michigan
George Lynch, North Carolina
Eric Montross, North Carolina

1994
Corliss Williamson, Arkansas
Corey Beck, Arkansas
Scotty Thurman, Arkansas
Grant Hill, Duke

Antonio Lang, Duke

1995
Ed O'Bannon, UCLA
Clint McDaniel, Arkansas
Corliss Williamson, Arkansas
Bryant Reeves, Oklahoma St.
Toby Bailey, UCLA

1996
Tony Delk, Kentucky
Ron Mercer, Kentucky
*Marcus Camby, Massachusetts
Todd Burgan, Syracuse
John Wallace, Syracuse

1997
Miles Simon, Arizona
Mike Bibby, Arizona
Ron Mercer, Kentucky
Scott Padgett, Kentucky
Bobby Jackson, Minnesota

1998
Jeff Sheppard, Kentucky
Scott Padgett, Kentucky
Arthur Lee, Stanford
Michael Doleac, Utah
Andre Miller, Utah

1999
Richard Hamilton, UConn
Khalid El-Amin, UConn
Richard Moore, UConn
Elton Brand, Duke
Trajan Langdon, Duke

2000
Mateen Cleaves, Michigan St.
Udonis Haslem, Florida
Charlie Bell, Michigan St.
A.J. Granger, Michigan St.
Morris Peterson, Michigan St.

2001
Shane Battier, Duke
Mike Dunleavy, Duke
Jason Williams, Duke
Richard Jefferson, Arizona
Loren Woods, Arizona

2002
Juan Dixon, Maryland
Lonny Baxter, Maryland
Chris Wilcox, Maryland
Dane Fife, Indiana
Kyle Hornsby, Indiana

2003
Carmelo Anthony, Syracuse
Gerry McNamara, Syracuse
Nick Collison, Kansas
Kirk Hinrich, Kansas
Keith Langford, Kansas

2004
Emeka Okafor, UConn
Rashad Anderson, UConn
Ben Gordon, UConn
Will Bynum, Georgia Tech
Luke Schenscher, Georgia Tech

2005
Sean May, North Carolina
Luther Head, Illinois
Deron Williams, Illinois
Raymond Felton, North Carolina
Rashad McCants, North Carolina

2006
Joakim Noah, Florida
Corey Brewer, Florida
Taurean Green, Florida
Lee Humphrey, Florida
Jordan Farmar, UCLA

2007
Corey Brewer, Florida
Lee Humphrey, Florida
Al Horford, Florida
Mike Conley Jr., Ohio St.
Greg Oden, Ohio St.

2008
Mario Chalmers, Kansas
Darrell Arthur, Kansas
Brandon Rush, Kansas

*Chris Douglas-Roberts, Memphis
*Derrick Rose, Memphis

2009
Wayne Ellington, North Carolina
Kalin Lucas, Michigan St.
Goran Suton, Michigan St.
Tyler Hansbrough, North Carolina
Ty Lawson, North Carolina

2010
Kyle Singler, Duke
Gordon Hayward, Butler
Shelvin Mack, Butler
Jon Scheyer, Duke
Nolan Smith, Duke

2011
Kemba Walker, UConn
Matt Howard, Butler
Shelvin Mack, Butler
Jeremy Lamb, UConn
Jamie Skeen, VCU

2012
Anthony Davis, Kentucky
Thomas Robinson, Kansas
Tyshawn Taylor, Kansas
Michael Kidd-Gilchrist, Kentucky
Doron Lamb, Kentucky

2013
Luke Hancock, Louisville
Chane Behanan, Louisville
Peyton Siva, Louisville
Trey Burke, Michigan
Mitch McGary, Michigan

2014
Shabazz Napier, UConn
Ryan Boatwright, UConn
DeAndre Daniels, UConn
Julius Randle, Kentucky
James Young, Kentucky

All-Decade Teams

Note: All selections made before the 1988 tournament.

ALL-TIME TEAM

Lew Alcindor, UCLA (1967-68-69)
 Larry Bird, Indiana St. (1979)
 Wilt Chamberlain, Kansas (1957)
 Earvin "Magic" Johnson, Michigan St. (1979)
 Michael Jordan, North Carolina (1982)

1939-49

Howie Dallmar, Stanford (1942)
 Jim Pollard, Stanford (1942)
 Kenny Sailors, Wyoming (1943)
 Arnie Ferrin, Utah (1944)
 Bob Kurland, Oklahoma St. (1945-46)
 Gerald Tucker, Oklahoma (1947)
 George Kaftan, Holy Cross (1947)

Ralph Beard, Kentucky (1948-49)
 Alex Groza, Kentucky (1948-49)
 Dwight Eddleman, Illinois (1949)

1950-59

Clyde Lovellette, Kansas (1952)
 Tom Gola, La Salle (1954)
 K.C. Jones, San Francisco (1955)
 Bill Russell, San Francisco (1955-56)
 Wilt Chamberlain, Kansas (1957)
 Lennie Rosenbluth, North Carolina (1957)
 Elgin Baylor, Seattle (1958)
 Guy Rodgers, Temple (1958)
 Jerry West, West Virginia (1959)
 Oscar Robertson, Cincinnati (1959-60)

1960-69

Jerry Lucas, Ohio St. (1960-61)
 John Havlicek, Ohio St. (1961-62)
 Gail Goodrich, UCLA (1964-65)
 Walt Hazzard, UCLA (1964)
 Jeff Mullins, Duke (1964)

Bill Bradley, Princeton (1965)
 Cazzie Russell, Michigan (1965)
 Elvin Hayes, Houston (1967-68)
 Lew Alcindor, UCLA (1967-68-69)
 Charlie Scott, North Carolina (1968-69)

1970-79

Sidney Wicks, UCLA (1969-70)
 Bill Walton, UCLA (1972-73-74)
 Keith Wilkes, UCLA (1972-73-74)
 David Thompson, North Carolina St. (1974)
 Marques Johnson, UCLA (1975-76)
 Kent Benson, Indiana (1976)
 Scott May, Indiana (1976)
 Jack Givens, Kentucky (1978)
 Larry Bird, Indiana St. (1979)
 Earvin "Magic" Johnson, Michigan St. (1979)

1980-87

Darrell Griffith, Louisville (1980)
 Rodney McCray, Louisville (1980)
 Isiah Thomas, Indiana (1981)

Patrick Ewing, Georgetown (1982-84-85)
 Michael Jordan, North Carolina (1982)
 James Worthy, North Carolina (1982)
 Akeem Olajuwon, Houston (1983-84)
 Ed Pinckney, Villanova (1985)
 Johnny Dawkins, Duke (1986)
 Steve Alford, Indiana (1987)

SELECTION PANEL

Denny Crum, Louisville
 Dean Smith, North Carolina
 Joe B. Hall, Kentucky
 Pete Newell, California
 Vic Bubas, Sun Belt Conference
 Dave Gavitt, Big East Conference
 Jud Heathcote, Michigan St.
 John Thompson, Georgetown
 Henry Iba, Oklahoma St.
 John Wooden, UCLA
 Wayne Duke, Big Ten Conference

75 Years of March Madness Celebration

Note: Selected by fan voting before the 2014 tournament on NCAA.com and a panel of experts that included former committee members, the NABC and the USBWA.

TOP TEAM

1976 Indiana (32-0)

TOP MOMENT

Christian Laettner's shot at the buzzer that gave Duke a 104-103 overtime win over Kentucky in the 1992 East Regional championship game.

TOP 15 PLAYERS

Lew Alcindor, UCLA (1967-68-69)
 Larry Bird, Indiana St. (1979)
 Bill Bradley, Princeton (1965)
 Patrick Ewing, Georgetown (1982-84-85)
 Grant Hill, Duke (1991-92, 94)
 Earvin "Magic" Johnson, Michigan St. (1979)
 Michael Jordan, North Carolina (1982)
 Christian Laettner, Duke (1989-92)

TOP 15 PLAYERS (CONT.)

Jerry Lucas, Ohio St. (1960-61)
 Danny Manning, Kansas (1986)
 Akeem Olajuwon, Houston (1983-84)
 Oscar Robertson, Cincinnati (1959-60)
 Bill Russell, San Francisco (1955-56)
 Bill Walton, UCLA (1972-73-74)
 Jerry West, West Virginia (1959)

Consensus All-Americans in the Final Four

(Players who were consensus All-Americans the year their team played in the Final Four.)

Final Four record later vacated is indicated by (*).

Injured in regional final game and did not play in Final Four is indicated by (#).

ARIZONA

Sean Elliott 1988

ARKANSAS

Johnny Adams 1941

BRADLEY

Paul Unruh 1950

CALIFORNIA

Darrall Imhoff 1960

CINCINNATI

Oscar Robertson 1959-60
 Ron Bonham 1963
 Tom Thacker 1963

UCONN

Richard Hamilton 1999
 Emeka Okafor 2004
 Kemba Walker 2011
 Shabazz Bapier, 2014

DARTMOUTH

Audley Brindley 1944

DUKE

Art Heyman 1963
 Johnny Dawkins 1986
 Danny Ferry 1989
 Christian Laettner 1992
 Grant Hill 1994
 Elton Brand 1999
 Shane Battier 2001
 Jason Williams 2001

GEORGETOWN

Eric Floyd 1982
 Patrick Ewing 1984-85

HOUSTON

Elvin Hayes 1967-68
 Akeem Olajuwon 1984

ILLINOIS

Rod Fletcher 1952
 Dee Brown 2005

INDIANA

Kent Benson 1976
 Scott May 1976

Isiah Thomas 1981
 Steve Alford 1987

INDIANA ST.

Larry Bird 1979

KANSAS

Clyde Lovellette 1952
 Wilt Chamberlain 1957
 Danny Manning 1988
 Drew Gooden 2002
 Nick Collison 2003
 Thomas Robinson 2012

KANSAS ST.

Bob Boozer 1958

KENTUCKY

Ralph Beard 1948-49
 Alex Groza 1949
 Bill Spivey 1951
 Jamal Mashburn 1993
 Tony Delk 1996
 Ron Mercer 1997
 Anthony Davis 2012

LA SALLE

Tom Gola 1954-55

LOUISVILLE

Darrell Griffith 1980

LOYOLA CHICAGO

Jerry Harkness 1963

MARQUETTE

Dwyane Wade 2003

MARYLAND

Juan Dixon 2002

MASSACHUSETTS

Marcus Camby 1996

MEMPHIS

*Keith Lee 1985
 *Chris Douglas-Roberts 2008

MICHIGAN

Cazzie Russell 1965
 Chris Webber 1993

Trey Burke 2013

MICHIGAN ST.

Magic Johnson 1979
 Mateen Cleaves 1999

UNLV

Larry Johnson 1990-91

NORTH CAROLINA

Lennie Rosenbluth 1957
 Larry Miller 1968
 Bob McAdoo 1972
 Phil Ford 1977
 James Worthy 1982
 Jerry Stackhouse 1995
 Antawn Jamison 1998
 Tyler Hansbrough 2008-09

NORTH CAROLINA ST.

David Thompson 1974

OHIO ST.

Jimmy Hull 1939
 Jerry Lucas 1961-62

OKLAHOMA

Gerald Tucker 1947

OKLAHOMA ST.

Bob Kurland 1945-46

OREGON

Slim Wintermute 1939

PRINCETON

Bill Bradley 1965

PROVIDENCE

Ernie DiGregorio 1973

PURDUE

Rick Mount 1969
 Joe Barry Carroll 1980

ST. BONAVENTURE

#Bob Lanier 1970

ST. JOHN'S (NY)

Chris Mullin 1985

SAN FRANCISCO

Bill Russell 1955-56

SEATTLE

Elgin Baylor 1958

SOUTHERN CALIFORNIA

Ralph Vaughn 1940

TEMPLE

Guy Rodgers 1958

TEXAS

T.J. Ford 2003

UCLA

Walt Hazzard 1964
 Gail Goodrich 1965
 Lew Alcindor 1967-69
 Sidney Wicks 1971
 Henry Bibby 1972
 Bill Walton 1972-74
 Keith Wilkes 1973-74
 Dave Meyers 1975
 Richard Washington 1976
 Ed O'Bannon 1995
 Arron Afflalo 2007
 Kevin Love 2008

VIRGINIA

Ralph Sampson 1981

WAKE FOREST

Len Chappell 1962

WASHINGTON

Bob Houbregs 1953

WESTERN KY.

*Jim McDaniels 1971

WISCONSIN

Gene Englund 1941

WYOMING

Kenny Sailors 1943

Game Officials

Officiated the championship game is indicated by (#).

1939

Lyle Clarno#
John Getchell#

1940

Gil MacDonald#
Ted O'Sullivan#

1941

Wally Cameron#
Bill Haarlow#

1942

Glenn Adams#
Abb Curtis#

1943

Matty Begovich#
Pat Kennedy#

1944

Paul Menton#
James Osborne#

1945

Glenn Adams#
James Beiersdorfer
Edward Boyle
Abb Curtis#

1946

Jocko Collins#
Pat Kennedy#
John Nucatola
William Orwig

1947

Hagan Anderson#
Bill Haarlow
Pat Kennedy#
William Orwig

1948

Matty Begovich
Bill Haarlow#
Gil MacDonald#
James Osborne

1949

Abb Curtis
Hal Lee#
Tim McCullough#
Cliff Ogden

1950

Lou Eisenstein#
Ronald Gibbs#
Remy Meyer
John Morrow

1951

Joe Conway#

1952

Joe Conway
Lou Eisenstein#
Al Lightner
Cliff Ogden#

1953

Joe Conway
Alex George
Al Lightner#
Cliff Ogden
Shaw#

1954

Hagan Anderson#
Dick Ball
Ross Dean#
Jim Enright

1955

Phil Fox
Mike Milner
Max Mohr
Cliff Ogden

1956

Tommy Bell
Alex George
Red Mihalik
Harvey Murdock

1957

Hagan Anderson#
Joe Conway#
Al Lightner
Cliff Ogden

1958

Joe Conway#
Al Mercer
Red Mihalik
John Morrow

1959

Tommy Bell#
Charles Chuckovits
Al Lightner
Floyd Magnusson
Red Mihalik#

1960

Joe Conway
William Fouts
Alex George#
Red Mihalik

1961

Ernest Filiberti#
Phil Fox#
Tom Glennon
Lenny Wirtz

1962

Charles Eckman#
Dan Elser
Rudy Marick#
Dan Watson

1963

Bill Busenius#
Alex George#
Jim Lennon
Chuck Ovitz

1964

Charles Fouty
Jim Lennon#
Steve Honzo
Red Mihalik#

1965

Steve Honzo#
Bob Korte
Floyd Magnusson
Red Mihalik#

1966

Bill Busenius
Steve Honzo#
Thornton Jenkins#
Lenny Wirtz

1967

Lenny Wirtz#

1968

Bill Busenius
Charles Fouty#
Steve Honzo#
Thornton Jenkins

1969

Irv Brown#
Michael DiTomasso#
Charles Fouty
John Overby

1970

Otis Allmond
Rudy Marich
Bobby Scott#
Art White
Lenny Wirtz#

1971

Jim Bain#
Irv Brown#
Steve Honzo
Art White

1972

Irv Brown#
Reggie Copeland

Jim Hernjack
Bobby Scott#

1973

Jack Ditty
Jim Howell#
Joe Shosid#
Art White

1974

Irv Brown#
Paul Galvan
Jim Howell#
Rich Weiler

1975

Paul Galvan
Hank Nichols#
Lou Soriano
Bob Wortman#

1976

Jim Bain
Irv Brown#
Charles Fouty
Bob Wortman#

1977

Irv Brown
Reggie Copeland#
Charles Fouty
Paul Galvan#

1978

Jim Bain#
Roy Clymer#
Jim Howell
Dale Kelley

1979

Frank Buckiewicz
Gary Muncy#
Hank Nichols#
Jody Silvester
Rich Weiler
Lenny Wirtz#

1980

Robert Herrold
Larry Lembo#
Hank Nichols#
Bob Rhodes
Booker Turner
Rich Weiler#

1981

Bobby Dibbler
Jim Howell
Dale Kelley
Ken Lauderdale#
Lou Moser#
Booker Turner#

1982

John Dabrow#
Bobby Dibbler#
Joe Forte
Hank Nichols#
Tom Rucker
Bob Wortman

1983

Joe Forte#
Paul Housman#
Larry Lembo
Hank Nichols#
Booker Turner
Rich Weiler

1984

Jim Clark
Hank Nichols
Dick Paparo
Ron Spitzer#
Mike Tanco#
Booker Turner#

1985

Jim Burr
John Clougherty#
Bobby Dibbler#
Willis McJunkin
Don Rutledge#
Charles Vacca

1986

John Clougherty

Tom Fincken
Joe Forte
Paul Galvan
Hank Nichols#
Dick Paparo
Pete Pavia#
Don Rutledge#
Lenny Wirtz

1987

John Clougherty
Nolan Fine#
Joe Forte#
Paul Galvan
Luis Grillo
Rusty Herring
Dick Paparo
Don Rutledge
Jody Silvester#

1988

Jim Burr
John Clougherty#
John Clougherty#
Luis Grillo
Tim Higgins#
Ed Hightower#
Paul Housman
Larry Lembo
Booker Turner

1989

John Clougherty#
Mickey Crowley#
Tom Harrington
Ed Hightower
Ted Hillary
David Jones
Larry Lembo
Tom Rucker#
Don Rutledge

1990

Jim Bain
Richie Ballesteros#
Frank Bosone
Jim Burr
Gerry Donaghy
Tim Higgins#
Ed Hightower#
Dick Paparo
Jim Stupin

1991

Jim Burr#
John Clougherty
Mickey Crowley#
Gerry Donaghy
Ed Hightower
Tom O'Neill
Pete Pavia
Charles Range#
Ted Valentine

1992

Jim Burr
John Clougherty
Gerry Donaghy#
Tom Harrington#
Tim Higgins
Ed Hightower
David Libbey#
Don Rutledge
Ted Valentine

1993

Jim Burr
John Clougherty
Gerry Donaghy
Tom Harrington#
Ed Hightower#
Dick Paparo
Larry Rose
Jim Stupin#
Ted Valentine

1994

Jim Burr#
Ted Hillary
Ed Hightower
David Libbey
Tom Rucker
Mike Sanzere
Jody Silvester#

Jim Stupin
Ted Valentine#

1995

Jim Burr#
John Cahill#
Tom Harrington
Tom Lopes
Gene Monje
Dick Paparo
Andre Pattillo
Charles Range
Ted Valentine#

1996

John Clougherty#
Ed Hightower
Michael Kitts
David Libbey#
Andre Pattillo
Tom Rucker
Mike Sanzere
Frank Scagliotta
Scott Thornley#

1997

Gerald Boudreaux
Jim Burr
John Clougherty
Tim Higgins#
David Libbey
Tom O'Neill#
Andre Pattillo
Frank Scagliotta
Ted Valentine#

1998

Jim Burr#
John Clougherty
Bob Donato
Donnee Gray#
Tim Higgins
Andre Pattillo
Larry Rose
Don Rutledge
Mike Sanzere#

1999

Gerald Boudreaux#
Jim Burr
John Cahill
Tim Higgins#
David Libbey
Larry Rose
Curtis Shaw
Scott Thornley#
Mark Whitehead

2000

Gerald Boudreaux#
Jim Burr#
John Cahill
John Clougherty
Donnee Gray
David Hall#
Tim Higgins
Andre Patillo
Jody Silvester

2001

Gerald Boudreaux#
Ed Corbett#
Bob Donato
Tony Greene
Tim Higgins
Ted Hillary
David Libbey
Mark Reischling
Scott Thornley#

2002

Jim Burr#
Dick Cartmell#
Ed Corbett
Duke Edsall
Tony Greene#
Tim Higgins
Ed Hightower
Michael Kitts
David Libbey

2003

Gerald Boudreaux#
Dick Cartmell#

Reginald Cofer#
Donnee Gray
Karl Hess
Michael Kitts
David Libbey
Tom Lopes
Larry Rose

2004

Jim Burr
Dick Cartmell#
Donnee Gray
David Hall
Verne Harris#
Tim Higgins
Ted Hillary
Randy McCall#
Olandis Poole

2005

Jim Burr
John Cahill#
Ed Corbett#
Robert Donato
Reggie Greenwood
Verne Harris#
Ed Hightower
Randy McCall
Doug Shows

2006

Jim Burr#
John Cahill#
Dick Cartmell
Ed Corbett
Tony Greene#
Karl Hess
Ed Hightower
Curtis Shaw
Ted Valentine

2007

Dick Cartmell
Ed Corbett#
Tony Greene#
Verne Harris
Karl Hess#
Mike Kitts
Tom O'Neill
Curtis Shaw
Ted Valentine

2008

John Cahill#
J.D. Collins
Ed Corbett#
Tom Eades
Tony Greene
Verne Harris
Karl Hess
Ed Hightower#
Curtis Shaw

2009

John Cahill
Patrick Driscoll
Tony Greene#
Karl Hess
Leslie Jones
Tom O'Neill#
Curtis Shaw#
Michael Stuart
Scott Thornley

2010

John Cahill#
Tom Eades#
John Higgins
Leslie Jones
Jamie Luckie
Randy McCall
Curtis Shaw
Michael Stuart
Ted Valentine#

2011

John Cahill#
Pat Driscoll
Verne Harris#
John Higgins
Leslie Jones
Jamie Luckie
Doug Shows#

Michael Stephens
Mark Whitehead

2012

Pat Adams
Joe DeRosa
Tom Eades
Verne Harris#
Les Jones
Jamie Luckie
Doug Shows
Michael Stuart#
Mark Whitehead#

2013

John Cahill#
Tony Greene#
Karl Hess
John Higgins#
Les Jones
Randy McCall
Doug Simmons
Mark Whitehead
Terry Wymer

2014

Pat Adams
Joe DeRosa#
Verne Harris#
John Higgins
Michael Roberts
Doug Shows#
Doug Simmons
Michael Stephens
Mike Stuart
Terry Wymer

All-Time Participants

TEAM (Appearances-Players)**ARIZONA (4-36)**

Gilbert Arenas 2001
Mike Bibby 1997
Joseph Blair 1994
A.J. Bramlett 1997
Andy Brown 1994
Jud Buechler 1988
Anthony Cook 1988
Bennett Davison 1997
Michael Dickerson 1997
Eugene Edgeron 1997, 2001
Sean Elliott 1988
Kevin Flanagan 1994
Jason Gardner 2001
Reggie Geary 1994
Donnell Harris 1997
Richard Jefferson 2001
Jarvis Kelley 1994
Steve Kerr 1988
Kenny Lofton 1988
Harvey Mason 1988
Joe McLean 1994
Craig McMillan 1988
Ray Owes 1994
Khalid Reeves 1994
Jason Richey 1994
Dylan Rigdon 1994
Miles Simon 1997
Damon Stoudamire 1994
Jason Terry 1997
Tom Tolbert 1988
Joe Turner 1988
Luke Walton 2001
Justin Wessel 2001
Corey Williams 1994
Loren Woods 2001
Michael Wright 2001

ARKANSAS (6-51)

Johnny Adams 1941
O'Neal Adams 1941
Corey Beck 1994-95
Chris Bennett 1978
Ken Biley 1994
Arlyn Bowers 1990
Ron Brewer 1978
Tony Byles 1945

Gordon Carpenter 1941

Jody Copeland 1945
Jim Counce 1978
Mario Credit 1990
Todd Day 1990
Marvin Delph 1978
Al Dillard 1994-95
Bill Flynt 1945
John Freiburger 1941
Reggie Garrett 1995
Darrell Hawkins 1990
Howard Hickey 1941
Lenzie Howell 1990
Ron Huery 1990
Charles Jolliff 1945
Kenneth Kearne 1945
George Kok 1945
Warren Linn 1990
Larry Marks 1990
Elmer Martin 1995
Lee Mayberry 1990
Clint McDaniel 1994-95
Oliver Miller 1990
Sidney Moncrief 1978
Ernie Murry 1990
R.C. Pitts 1941
Ulysses Reed 1978
Ocie Richie 1945
Davor Rimac 1994-95
Nobel Robbins 1941
Darnell Robinson 1994-95
Steve Schall 1978
Frank Schumchyk 1945
Mike Schumchyk 1945
Dwight Stewart 1994-95
Scotty Thurman 1994-95
Paul Wheeler 1945
Cannon Whitby 1990
Landis Williams 1995
Corliss Williamson 1994-95
Lee Wilson 1994-95
Clayton Wynne 1941
Alan Zahn 1978

BAYLOR (2-15)

Gordon Carrington 1950
Gerald Cobb 1950
Bill DeWitt 1948, 50
W.A. Fleetwood 1950
William Harris 1950
Don Heathington 1948, 50
William Hickman 1948, 50
Edward Hovde 1950
Bill Johnson 1948, 50
Norman Mullins 1950
James Owens 1948
Odell Preston 1948, 50
Ralph Pulley 1948
Jackie Robinson 1948
William Srack 1948, 50

BRADLEY (2-22)

Harvey Babetch 1954
Elmer Behnke 1950
Bob Carney 1954
Mike Chianakas 1950
Dick Estergard 1954
Jack Gower 1954
Bud Grover 1950
Jim Kelly 1950
John Kent 1954
Barney Kilcullen 1954
Ed King 1954
Billy Mann 1950
Dino Melchiorre 1950
Gene Melchiorre 1950
Lee O'Connell 1954
Richard Petersen 1954
Aaron Preece 1950
John Riley 1954
Fred Schlichtman 1950
Joe Stowell 1950
Paul Unruh 1950
Lee Utt 1954

BUTLER (2-13)

Garrett Butcher 2011
Zach Hahn 2010-11
Gordon Hayward 2010
Chrishawn Hopkins 2011
Matt Howard 2010-11
Avery Jukes 2010
Shelvin Mack 2010-11

Khyle Marshall 2011
Ronald Nored 2010-11
Andrew Smith 2010-11
Chase Stigall 2011
Shawn Vanzant 2010-11
Willie Veasley 2010

CALIFORNIA (3-29)

Bill Alexander 1960
Bob Anderson 1946
Ned Averback 1960
Al Buch 1959
Bob Dalton 1959
Les Dean 1946
Dick Doughty 1959-60
Denny Fitzpatrick 1959
Tandy Gillis 1960
Jack Grout 1959
Bob Hogeboom 1946
Lowell Holcombe 1946
Darrall Imhoff 1959-60
Merv LaFaille 1946
Dick Larner 1946
Jerry Mann 1960
Bill McClintock 1959-60
Stan Morrison 1960
Art Mower 1946
Ed Pearson 1960
Cal Riemcke 1946
Earl Shultz 1960
Bernie Simpson 1959
James Smith 1946
Dave Stafford 1960
George Walker 1946
Bob Wendell 1960
Andy Wolfe 1946
Jim Wray 1946

CHARLOTTE (1-12)

Ken Angel 1977
Todd Crowley 1977
Jeff Gruber 1977
Mike Hester 1977
Chad Kinch 1977
Kevin King 1977
Lew Massey 1977
Cedric Maxwell 1977
Phil Scott 1977
Melvin Watkins 1977
Lee Whitfield 1977
Jerry Winston 1977

CINCINNATI (6-36)

Mark Altenau 1961
Corie Blount 1992
Ron Bonham 1962-63
Carl Bouldin 1959-61
John Bryant 1960
Anthony Buford 1992
Jim Calhoun 1961
Dick Cetrone 1959
Ken Cunningham 1963
Ralph Davis 1959-60
Fred Dierking 1960-61
Tarrance Gibson 1992
Dale Heidotting 1961, 63
Paul Hogue 1960-62
Allen Jackson 1992
Herb Jones 1992
Mel Landfried 1959
Erik Martin 1992
Fritz Meyer 1963
Ron Nall 1959
Terry Nelson 1992
Sandy Pomerantz 1960
Ron Reis 1960
Oscar Robertson 1959-60
Jeff Scott 1992
Larry Shingleton 1961, 63
Tom Sizer 1960-62
Gene Smith 1963
Dave Tenwick 1959
Tom Thacker 1961-63
Nick Van Exel 1992
Bill Whitaker 1959
Bob Wiesenhahn 1959-61
Larry Willey 1959-60
George Wilson 1962-63
Tony Yates 1961-63

CCNY (2-18)

Mason Benson 1947
Herb Cohen 1950
Irwin Dambrot 1947, 50

Phil Farbman 1947
Everett Finestone 1947
Joe Galiber 1947, 50
Sonny Jameson 1947
Floyd Layne 1950
Norman Mager 1950
Lionel Malamed 1947
Paul Malamed 1947
Ronald Nadell 1950
Edward Roman 1950
Alvin Roth 1950
Paul Schmones 1947
Hilpy Shapiro 1947
Sidney Trubowitz 1947
Edward Warner 1950

COLORADO (2-18)

Melvin Coffman 1955
Robert Doll 1942
Jim Grant 1955
Burdette Haldorson 1955
George Hamburg 1942
George Hannah 1955
Horace Huggins 1942
Bob Jeangerard 1955
Bob Kirchner 1942
Floyd Mansfield 1955
Leason McCloud 1942
Charlie Mock 1955
Heath Nuckolls 1942
Bill Peterson 1955
Donald Putnam 1942
Jim Ranglos 1955
Wilbert Walter 1955
Bob Yardley 1955

DARTMOUTH (2-20)

James Briggs 1942
Audley Brindley 1944
Robert Gale 1944
Vincent Goering 1944
Harry Leggat 1944
Richard McGuire 1944
Gordon McKernan 1942
Walter Mercer 1944
John Monahan 1944
George Munroe 1942
Franklin Murphy 1944
Robert Myers 1942
Everett Nordstrom 1944
William Parmer 1942
Charles Pearson 1942
Henry Pogue 1942
James Olsen 1942
Connor Shaw 1942
Stanley Skaug 1942
Joseph Vancisin 1944

DAYTON (1-12)

Tom Heckman 1967
Bob Hooper 1967
Dave Inderrieden 1967
Gene Klaus 1967
Don May 1967
Dan Obrovac 1967
Dan Sadlier 1967
John Samanich 1967
Ned Sharpenter 1967
Glinder Torain 1967
Jim Wannemacher 1967
Rudy Waterman 1967

DEPAUL (2-15)

Mark Aguirre 1979
Clyde Bradshaw 1979
Jimmy Cominsky 1943
Mel Frailey 1943
Gary Garland 1979
John Jorgenson 1943
Tony Kelly 1943
William Madey 1979
Dennis McGuire 1979
George Mikan 1943
James Mitchem 1979
Chris Nikitas 1979
Bill Ryan 1943
Dick Starzyk 1943
Curtis Watkins 1979

DRAKE (1-12)

Don Draper 1969
Ron Gwin 1969
Bob Mast 1969
Willie McCarter 1969

Jim O'Dea 1969
Garry Odom 1969
Dolph Pulliam 1969
Dale Teeter 1969
Rick Wanamaker 1969
Al Williams 1969
Willie Wise 1969
Gary Zeller 1969

DUKE (15-99)

Alaa Abdelnaby 1988-90
Mark Alarie 1986
Tommy Amaker 1986
Christian Ast 1992
William Avery 1999
Eugene Banks 1978
Tony Barone 1966
Shane Battier 1999, 2001
Bob Bender 1978
Jay Bilas 1986
Kenny Blakeney 1992
Carlos Boozer 2001
Elton Brand 1999
Robert Brickley 1988-90
Clay Buckley 1989-90
Jay Buckley 1963-64
Andre Buckner 2001
Chris Burgess 1999
George Burgin 1989
Ron Burt 1992
Jeff Capel 1994
Chris Carrawell 1999
Warren Chapman 1966
Marty Clark 1992, 94
Chris Collins 1994
Joe Cook 1988, 90
Ray Cox 1963-64
Jordan Davidson 2010
Brian Davis 1989-92
Andre Dawkins 2010
Johnny Dawkins 1986
Luol Deng 2004
Kenny Dennard 1978
Sean Dockery 2004
Chris Duhon 2001, 04
Mike Dunleavy 2001
Daniel Ewing 2004
Dennis Ferguson 1963-64
Danny Ferry 1986, 88-89
Mike Gminski 1978
Scott Goetsch 1978
John Harrell 1978
Buzzy Harrison 1963-64
Frank Harscher 1964
David Henderson 1986
Phil Henderson 1988-90
Ron Herbster 1963-64
Art Heyman 1963
Grant Hill 1991-92, 94
Thomas Hill 1990-92
Nick Horvath 2004
Bobby Hurley 1990-92
Nate James 1999, 2001
Bob Jamieson 1963
Ryan Kelly 2010
Joe Kennedy 1966
Billy King 1986
Brent Kitching 1963-64
Tim Kolodziej 1966
Greg Koubek 1988-91
Chris Laettner 1989-92
Antonio Lang 1991-92, 94
Trajan Langdon 1999
Mike Lewis 1966
Jim Lizzardo 1966
Corey Maggette 1999
Ted Mann 1963-64
Jack Marin 1964, 66
Bill McCaffrey 1990-91
Erik Meek 1992, 94
Lee Melchionni 2004
Jeff Mullins 1963-64
Greg Newton 1994
Crawford Palmer 1989-91
Cherokee Parks 1992, 94
Mason Plumlee 2010
Miles Plumlee 2010
Shavlik Randolph 2004
J.J. Redick 2004
Bob Riedy 1966
Casey Sanders 2001
Jon Scheyer 2010

Fred Schmidt 1963
Kyle Singler 2010
John Smith 1988-89
Nolan Smith 2010
Quin Snyder 1988-89
Jim Spanarkel 1978
Kevin Strickland 1986
Jim Suddath 1978
Lance Thomas 2010
Hack Tison 1963-64
Steve Vacendak 1964, 66
Bob Verga 1966
Ron Wendein 1966
Jason Williams 2001
Shelden Williams 2004
Weldon Williams 1986
Brian Zoubek 2010

DUQUESNE (1-7)

Moe Becker 1940
Rudy Debnar 1940
Lou Kasperik 1940
Bill Lacey 1940
Melvin Milkovich 1940
George Reiber 1940
Paul Widowitz 1940

FLORIDA (5-42)

Jason Anderson 1994
Matt Bonner 2000
Corey Brewer 2006-07
Craig Brown 1994
Dan Cross 1994
Andrew DeClercq 1994
Billy Donovan, 2014
Teddy Dupay 2000
Svein Dyrkolbotn 1994
Lexx Edwards, 2014
Dorian Finney-Smith, 2014
Michael Frazier II, 2014
Taurean Green 2006-07
Justin Hamilton 2000
Donnell Harvey 2000
Udonis Haslem 2000
Dametri Hill 1994
Kasey Hill, 2014
Walter Hodge 2006-07
Al Horford 2006-07
David Huertas 2006
Lee Humphrey 2006-07
Martti Kuisma 1994
Jacob Kurtz, 2014
Mike Miller 2000
Adrian Moss 2006
Brett Nelson 2000
Joakim Noah 2006-07
Major Parker 2000
Casey Prather, 2014
Chris Richard 2006-07
Marreese Speights 2007
Brian Thompson 1994
Chris Walker, 2014
DeVon Walker, 2014
Kenyan Weaks 2000
Dan Werner 2007
Scott Wilbekin, 2014
Greg Williams 1994
Brent Wright 2000
Will Yeguette, 2014
Patric Young, 2014

FLORIDA ST. (1-9)

Ottis Cole 1972
Rowland Garrett 1972
Larry Gay 1972
Ron Harris 1972
Ron King 1972
Lawrence McCray 1972
Otto Petty 1972
Reggie Royals 1972
Greg Samuel 1972

GEORGE MASON (1-11)

Tim Burns 2006
Lamar Butler 2006
Folarin Campbell 2006
Jordan Carter 2006
Chris Fleming 2006
Sammy Hernandez 2006
Makan Konate 2006
Jai Lewis 2006
Gabe Norwood 2006
Tony Skinn 2006
Will Thomas 2006

GEORGETOWN (5-40)

Horace Broadnax 1984-85
Fred Brown 1982, 84
Tyler Crawford 2007
Ralph Dalton 1984-85
Robert Duffey 1943
Patrick Ewing 1982, 84-85
Patrick Ewing Jr. 2007
William Feeney 1943
Frank Finnerty 1943
Eric Floyd 1982
Kevin Floyd 1985
Dan Gabbianelli 1943
Michael Graham 1984
Jeff Green 2007
Mike Hancock 1982
Bill Hassett 1943
Roy Hibbert 2007
Ron Highsmith 1985
Henry Hyde 1943
Michael Jackson 1984-85
Anthony Jones 1982
Daniel Kraus 1943
Tyrone Lockhart 1985
Vernon Macklin 2007
John Mahnken 1943
Bill Martin 1982, 84-85
Grady Mateen 1985
Perry McDonald 1985
Victor Morris 1984
Lloyd Potalicchio 1943
James Reilly 1943
Jeremiah Rivers 2007
Jessie Sapp 2007
Eric Smith 1982
Gene Smith 1982, 84
Ed Spriggs 1982
DaJuan Summers 2007
Jonathan Wallace 2007
Reggie Williams 1984-85
David Wingate 1984-85

GEORGIA (1-8)

James Banks 1983
Richard Corhen 1983
Gerald Crosby 1983
Terry Fair 1983
Vern Fleming 1983
Derrick Floyd 1983
Donald Hartry 1983
Lamar Heard 1983

GEORGIA TECH (2-17)

Kenny Anderson 1990
Darryl Barnes 1990
Robert Brooks 2004
Karl Brown 1990
Will Bynum 2004
B.J. Elder 2004
Jarrett Jack 2004
Marvin Lewis 2004
Malcolm Mackey 1990
Anthony McHenry 2004
Johnny McNeil 1990
Clarence Moore 2004
Isma'il Muhammad 2004
Brian Oliver 1990
Luke Schenscher 2004
Dennis Scott 1990
Theodis Tarver 2004

HOLY CROSS (2-14)

Charlie Bollinger 1947-48
Bob Cousy 1947-48
Bob Curran 1947-48
Bert Dolan 1948
Matthew Formon 1948
Charlie Graver 1947
Ken Haggerty 1947
George Kaftan 1947-48
Andy Laska 1947-48
Bob McMullan 1947-48
Joe Mullaney 1947-48
Dermie O'Connell 1947-48
Frank Oftring 1947-48
Jim Riley 1947

HOUSTON (5-37)

Marvin Alexander 1984
Benny Anders 1982-84
Greg Anderson 1984
Stacey Belcher 1984
Melvin Bell 1967-68
Andrew Benson 1967

Don Chaney 1967-68
Braxton Clark 1984
Larry Cooper 1968
Eric Davis 1982
Eric Dickens 1984
Clyde Drexler 1982-83
Alvin Franklin 1983-84
Reid Gettys 1983-84
Derek Giles 1983-84
Tom Gribben 1968
Gary Grider 1967
Neimer Hamood 1967-68
Elvin Hayes 1967-68
Don Kruse 1967
Theodis Lee 1967-68
Leary Lentz 1967
Vern Lewis 1967-68
Elliott McVey 1967
Larry Micheaux 1982-83
Akeem Olajuwon 1982-84
Gary Orsak 1984
David Rose 1983
Lynden Rose 1982
Ken Spain 1967-68
Kent Taylor 1968
Renaldo Thomas 1984
James Weaver 1984
Bryan Williams 1982-83
Rob Williams 1982
Rickie Winslow 1984
Michael Young 1982-84

ILLINOIS (5-42)

Nick Anderson 1989
Van Anderson 1949
James Augustine 2005
Steve Bardo 1989
Kenny Battle 1989
Max Baumgardner 1951
Theodore Beach 1949, 51
Irving Bemoras 1951-52
James Bredar 1951-52
Dee Brown 2005
Warren Carter 2005
James Cottrell 1949
Dwight Eddleman 1949
William Erickson 1949
Rod Fletcher 1951-52
Richard Foley 1949
Clive Follmer 1951-52
Mack Follmer 1951
Roy Gatewood 1949
Herbert Gerecke 1951-52
Kendall Gill 1989
Fred Green 1949
Lowell Hamilton 1989
Luther Head 2005
Max Hooper 1952
Jack Ingram 2005
John Kerr 1952
Walter Kersulis 1949
Marcus Liberty 1989
James Marks 1949
John Marks 1951
Richard McBride 2005
Walter Osterkorn 1949
Robert Peterson 1951-52
Roger Powell Jr. 2005
James Schuldt 1951
Ervin Small 1989
Larry Smith 1989
Nick Smith 2005
Don Sunderlage 1949, 51
Deron Williams 2005
James Wright 1952

INDIANA (8-82)

Tom Abernethy 1973, 76
Steve Ahlfeld 1973
Steve Alford 1987
Eric Anderson 1992
Paul Armstrong 1940
Damon Bailey 1992
Kent Benson 1976
Quinn Buckner 1973, 76
Phil Byers 1953
Rick Calloway 1987
Goethe Chambers 1953
Calbert Cheaney 1992
Tom Coverdale 2002
Jim Crews 1973, 76
Jim DeakYne 1953
Ralph Dorsey 1940

Steve Downing 1973
 Bob Dro 1940
 Steve Eyl 1987
 Dick Farley 1953
 Dane Fife 2002
 Chet Francis 1940
 Chuck Franz 1981
 Dean Garrett 1987
 Greg Graham 1992
 Steve Green 1973
 Jim Gridley 1940
 Glen Grunwald 1981
 Mark Haymore 1976
 Alan Henderson 1992
 Joe Hillman 1987
 Kyle Hornsby 2002
 Marv Huffman 1940
 Phil Isenbarger 1981
 Jared Jeffries 2002
 Ted Kitchel 1981
 Charley Kraak 1953
 Mike LaFave 1981
 John Laskowski 1973
 George Leach 2002
 Todd Leary 1992
 Bob Leonard 1953
 Scott May 1976
 Jay McCreary 1940
 Jamal Meeks 1992
 Todd Meier 1987
 Jerry Memering 1973
 Bill Menke 1940
 Bob Menke 1940
 Craig Morris 1973
 A.J. Moyer 2002
 Jeff Newton 2002
 Don Noort 1973
 Matt Nover 1992
 Jarrad Oclle 2002
 Donald Perry 2002
 Paul Poff 1953
 Wayne Radford 1976
 Chris Reynolds 1992
 Steve Risley 1981
 John Ritter 1973
 Herman Schaefer 1940
 Don Schlundt 1953
 Jim Schooley 1953
 Burke Scott 1953
 Keith Smart 1987
 Kreigh Smith 1987
 Trent Smock 1973
 Ron Taylor 1953
 Daryl Thomas 1987
 Isiah Thomas 1981
 Jim Thomas 1981
 Ray Tolbert 1981
 Landon Turner 1981
 Rich Valavicius 1976
 Dick White 1953
 Bobby Wilkerson 1976
 Frank Wilson 1973
 Jim Wisman 1976
 Randy Wittman 1981
 Jack Wright 1953
 Andy Zimmer 1940

INDIANA ST. (1-8)
 Larry Bird 1979
 Alex Gilbert 1979
 Bob Heaton 1979
 Brad Miley 1979
 Rich Nemcek 1979
 Carl Nicks 1979
 Steve Reed 1979
 Leroy Staley 1979

IOWA (3-22)
 Mike Arens 1980
 Kenny Arnold 1980
 Kevin Boyle 1980
 Vince Brookins 1980
 Carl Cain 1955-56
 Jon Darsee 1980
 McKinley Davis 1955
 Mark Gannon 1980
 Bob George 1955-56
 Tom Grogan 1980
 Bob Hansen 1980
 Mike Heller 1980
 Mike Henry 1980
 Steve Krafcsin 1980
 Ronnie Lester 1980

Bill Logan 1955-56
 Augie Martel 1955-56
 Jim McConnell 1956
 Sharm Scheuerman 1955-56
 Bill Schoof 1955-56
 Bill Seaberg 1955-56
 Steve Waite 1980

IOWA ST. (1-7)

William Block 1944
 Price Brookfield 1944
 Roy Ewoltdt 1944
 James Myers 1944
 Gene Oulman 1944
 Robert Sauer 1944
 Ray Wehde 1944

JACKSONVILLE (1-11)

Rusty Baldwin 1970
 Mike Blevins 1970
 Pembroke Burrows 1970
 Chip Dublin 1970
 Artis Gilmore 1970
 Dan Hawkins 1970
 Rod McIntyre 1970
 Rex Morgan 1970
 Gene Nelson 1970
 Ken Selke 1970
 Vaughn Wedeking 1970

KANSAS (14-129)

Jerry Alberts 1953
 Cole Aldrich 2008
 Robert Allen 1940
 Darrell Arthur 2008
 Brett Ballard 2002
 Scooter Barry 1988
 Robert Billings 1957
 B.H. Born 1952-53
 Jeff Boschee 2002
 Roger Brown 1971
 Terry Brown 1991
 Alton Campbell 1986
 Randy Canfield 1971
 Jeff Carey 2002
 Jeremy Case 2008
 Mario Chalmers 2008
 Wilt Chamberlain 1957
 Sherron Collins 2008
 Nick Collison 2002-03
 Norman Cook 1974
 Edwin Dater 1957
 Larry Davenport 1952-53
 Greg Douglas 1971
 Greg Dreiling 1986
 Donald Ebling 1940
 Gene Elstun 1957
 Howard Engleman 1940
 Drew Gooden 2002
 Jeff Graves 2003
 Leland Green 1957
 Dale Greenlee 1974
 Jeff Gueldner 1988
 Greg Gurley 1993
 Darrin Hancock 1993
 Dick Harp 1940
 Keith Harris 1988
 Jeff Hawkins 2003
 Arthur Heitholt 1952-53
 Kirk Hinrich 2002-03
 Charlie Hoag 1952
 William Hogben 1940
 Blaine Hollinger 1957
 Bill Hougland 1952
 Rodney Hull 1986
 Cedric Hunter 1986
 Thomas Hunter 1940
 Darnell Jackson 2008
 Alonzo Jamison 1991
 David Johanning 1991
 Elijah Johnson 2012
 Lewis Johnson 1957
 Monte Johnson 1957
 Wallace Johnson 1940
 Adonis Jordan 1991, 93
 Sasha Kaun 2008
 John Keller 1952
 Ron Kellogg 1986
 Allen Kelly 1952-53
 Dean Kelly 1952-53
 Bob Kenney 1952
 Lynn Kindred 1957
 Maurice King 1957

Bob Kivisto 1971
 Tom Kivisto 1974
 Matt Kleinmann 2008
 John Kline 1940
 Danny Knight 1974
 Keith Langford 2002-03
 Michael Lee 2003
 Bill Lienhard 1952
 Ron Loneski 1957
 Clyde Lovellette 1952
 Mike Maddox 1988, 91
 Danny Manning 1986
 Archie Marshall 1986
 Mark Mathews 1971
 Marvin Mattox 1988
 Aaron Miles 2002-03
 Ralph Miller 1940
 Rusty Minor 1988
 Christian Moody 2003
 Roger Morningstar 1974
 Aubrey Nash 1971
 Bryant Nash 2003
 Milt Newton 1988
 Moulaye Niang 2003
 Clint Normore 1988
 Brett Olson 2003
 Greg Ostertag 1993
 John Parker 1957
 Harold Patterson 1953
 Eric Pauley 1993
 Sean Pearson 1993
 Chris Piper 1986
 Kevin Pritchard 1988
 Mark Randall 1991
 Calvin Rayford 1993
 Tyrel Reed 2008
 Gil Reich 1953
 Travis Releford 2012
 Patrick Richey 1991, 93
 Russell Robinson 2008
 Thomas Robinson 2012
 Dave Robisch 1971
 Brandon Rush 2008
 Pierre Russell 1971
 Jack Sands 1940
 Richard Scott 1991, 93
 Wayne Simien 2002
 Dean Smith 1953
 Tommie Smith 1974
 Bud Stallworth 1971
 Rick Suttle 1974
 TyShawn Taylor 2012
 Dave Taynor 1974
 Conner Teahan 2008, 12
 Calvin Thompson 1986
 Sean Tunstall 1991
 Mark Turgeon 1986
 Stephen Vinson 2003
 Donnie Von Moore 1974
 Bruce Voran 1940
 Kirk Wagner 1991
 Rex Walters 1993
 Justin Wesley 2012
 Mark Williams 1971
 Jeff Withey 2012
 Steve Woodbery 1991, 93
 Kevin Young 2012

KANSAS ST. (4-45)

James Abbott 1958
 Sonny Ballard 1958
 Richard Barnard 1964
 Ernie Barrett 1951
 Bob Boozer 1958
 Clarence Brannum 1948
 Ward Clark 1948
 John Dean 1948
 Roy DeWitz 1958
 Steve Douglas 1958
 Larry Fischer 1958
 Wally Frank 1958
 John Gibson 1951
 Joe Gottfrid 1964
 Rick Harman 1948
 Ed Head 1951
 Lew Hitch 1951
 James Hoffman 1964
 Jim Holwerda 1958
 Harold Howey 1948
 James Iverson 1951
 Dick Knostman 1951
 Lloyd Krone 1948

Allan Langton 1948
 Glen Long 1958
 Kenneth Mahoney 1948
 Don Matuszak 1958
 Max Moss 1964
 Willie Murrell 1964
 David Nelson 1964
 Ron Paradis 1964
 Jack Parr 1958
 Richard Peck 1951
 Louis Poma 1964
 Sammy Robinson 1964
 Robert Rousey 1951
 Dan Schuyler 1951
 Howard Shannon 1948
 Jeff Simons 1964
 Jack Stone 1951
 Roger Suttner 1964
 Joe Thornton 1948
 Don Upson 1951
 David Weatherby 1948
 Gary Williams 1964

KENTUCKY (16-129)

Marvin Akers 1942
 Chuck Aleksinas 1978
 Ermal Allen 1942
 Derek Anderson 1996-97
 Cliff Barker 1948-49
 Dale Barnstable 1948-49
 Dickie Beal 1984
 Ralph Beard 1948-49
 Bret Bearup 1984
 Ed Beck 1958
 Winston Bennett 1984
 Cliff Berger 1966
 James Blackmon 1984
 Sam Bowie 1984
 Junior Braddy 1993
 Michael Bradley 1998
 Jeff Brassow 1993
 Melvin Brewer 1942
 Dale Brown 1993
 Dwane Casey 1978
 Willie Cauley-Stein, 2014
 Truman Claytor 1978
 Lincoln Collinsworth 1958
 Larry Conley 1966
 Jimmy Dan Conner 1975
 Scott Courts 1978
 Fred Cowan 1978
 Johnny Cox 1958
 John Crigler 1958
 Louie Dampier 1966
 Anthony Davis 2012
 Tony Delk 1993, 96
 Rodney Dent 1993
 Allen Edwards 1996-98
 Kenneth England 1942
 Anthony Epps 1996-97
 Heshimu Evans 1998
 EJ Floreal, 2014
 Mike Flynn 1975
 Travis Ford 1993
 Gary Gamble 1966
 Chris Gettelfinger 1978
 Jack Givens 1975, 78
 Kevin Grevey 1975
 Alex Groza 1948-49
 Bob Guyette 1975
 Cliff Hagan 1951
 Jerry Hale 1975
 Dan Hall 1975
 Roger Harden 1984
 Josh Harrellson 2011
 Aaron Harrison, 2014
 Andrew Harrison, 2014
 Merion Haskins 1975
 Vernon Hatton 1958
 Dominique Hawkins, 2014
 Walt Hirsch 1949
 Joe Holland 1948
 Jon Hood, 2014
 Thad Jaracz 1966
 Dakari Johnson, 2014
 Larry Johnson 1975
 Terrence Jones 2011-12
 Wallace Jones 1948-49
 Michael Kidd-Gilchrist 2012
 James King 1942
 Brandon Knight 2011
 Tommy Kron 1966

Doron Lamb 2011-12
James Lee 1975, 78
Marcus Lee, 2014
Jim LeMaster 1966
DeAndre Liggins 2011
Jim Line 1948-49
Shelby Linville 1951
Brian Long, 2014
Kyle Macy 1978
Jamaal Magloire 1997-98
Sam Malone, 2014
Gimel Martinez 1993
Jamal Mashburn 1993
Steve Masiello 1997
Jim Master 1984
Walter McCarty 1996
Ron Mercer 1996-97
Darius Miller 2011-12
Cameron Mills 1997-98
Don Mills 1958
Nazr Mohammed 1997-98
C.M. Newton 1951
Scott Padgett 1997-98
Mike Phillips 1975, 78
Jarrod Polson, 2014
Mark Pope 1996
Alex Poythress, 2014
Jared Prickett 1993, 97
Frank Ramsey 1951
Lloyd Ramsey 1942
Julius Randle, 2014
Rodrick Rhodes 1993
Andre Riddick 1993
Pat Riley 1966
Rick Robey 1975, 78
Kenneth Rollins 1948
Jeff Sheppard 1996, 98
Jay Shidler 1978
Adrian Smith 1958
G.J. Smith 1975
Saul Smith 1998
Bill Spivey 1951
Carl Staker 1942
Tim Stephens 1978
Bob Tallent 1966
Marquis Teague 2012
Milton Ticco 1942
Lou Tsioropoulos 1951
Wayne Turner 1996-98
Melvin Turpin 1984
Eloy Vargas 2011-12
Antoine Walker 1996
Kenny Walker 1984
Reggie Warford 1975
Bobby Watson 1951
Lucian Whitaker 1951
Waller White 1942
LaVon Williams 1978
Derek Willis, 2014
Kyle Wiltjer 2012
James Young, 2014

LA SALLE (2-10)

Frank Blatcher 1954-55
Walt Fredericks 1955
Tom Gola 1954-55
Chas Greensberg 1954-55
Al Lewis 1955
Bob Maples 1954-55
Frank O'Hara 1954
Fran O'Malley 1954-55
Charley Singley 1954-55
John Yodsnukis 1954

LSU (4-39)

Don Belcher 1953
Brian Bergeron 1981
Tyrone Black 1981
Ricky Blanton 1986
Kenneth Bridges 1953
Oliver Brown 1986
Howard Carter 1981
Ned Clark 1953
Ocie Conley 1986
Greg Cook 1981
Joe Costello 1981
Glen Davis 2006
Bob Freshley 1953
Johnny Jones 1981
Darnell Lazare 2006
Don Loughmiller 1953
Durand Macklin 1981
Norman Magee 1953

Ethan Martin 1981
Benny McArdle 1953
James McNeilly 1953
Darrel Mitchell 2006
Leonard Mitchell 1981
Tasmin Mitchell 2006
Bob Pettit 1953
Don Redden 1986
Magnum Rolle 2006
Darrell Schultz 1953
Willie Sims 1981
Derrick Taylor 1986
Garrett Temple 2006
Tyrus Thomas 2006
John Tudor 1981
Jose Vargas 1986
Ben Voogd 2006
John Williams 1986
Anthony Wilson 1986
Edwin Wilson 1986
Bernard Woodside 1986

LOUISVILLE (10-82)

Harley Andrews 1959
Harold Andrews 1959
Henry Bacon 1972
Chane Behanan 2012-13
Wayne Blackshear 2012-13
Phil Bond 1975
Ken Bradley 1972
Tony Branch 1980
Junior Bridgeman 1975
Danny Brown 1975
Wiley Brown 1980, 82
Bill Bunton 1972, 75
Roger Burkman 1980
George Burnette 1959
Larry Carter 1972
Daryl Cleveland 1980
Tim Cooper 1972
Wesley Cox 1975
Herbert Crook 1986
Taquan Dean 2005
Greg Deuser 1980
Gorgui Dieng 2012-13
Jerry Eaves 1980, 82
Pervis Ellison 1986
Ricky Gallon 1975
Francisco Garcia 2005
Bill Geiling 1959
Otis George 2005
Don Goldstein 1959
Lancaster Gordon 1982-83
Darrell Griffith 1980
Bryan Hall 1959
Jeff Hall 1983, 86
Luke Hancock 2013
Billy Harmon 1975
Montrezi Harrell 2013
Tim Henderson 2013
Terry Howard 1975
Brandon Jenkins 2005
Charles Jones 1982-83
Elisha Justice 2012
Tony Kimbro 1986
Joe Kitchen 1959
Kyle Kuric 2012
Mike Lawhon 1972
Budd Leathers 1959
Alex Mantel 1959
Joe Meiman 1972
Rodney McCray 1980, 82-83
Scooter McCray 1982-83
Mark McSwain 1986
Allen Murphy 1975
Ellie Myles 2005
Larry O'Bannon 2005
Juan Palacios 2005
Jim Price 1972
Paul Pry 1972
Marty Pulliam 1980
Ron Rubenstein 1959
Fred Sawyer 1959
Peyton Siva 2012-13
Chris Smith 2012
Derek Smith 1980, 82
Russ Smith 2012-13
Howard Stacey 1959
Ron Stallings 1972
Jared Swopshire 2012
Ron Thomas 1972
Billy Thompson 1983, 86

Roger Tieman 1959
John Turner 1959
Robbie Valentine 1983
Stephan Van Treeese 2013
Al Vilcheck 1972
Lorenzo Wade 2005
Milt Wagner 1982-83, 86
Kevin Walls 1986
Gerry Watkins 1959
Chris West 1983
Ike Whitfield 1975
Rick Wilson 1975
Poncho Wright 1980, 82

LOYOLA CHICAGO (1-9)

Dan Cannoughton 1963
John Egan 1963
Jerry Harkness 1963
Les Hunter 1963
Ron Miller 1963
Jim Reardon 1963
Rich Rochelle 1963
Vic Rouse 1963
Chuck Wood 1963

MARQUETTE (3-31)

Jim Boylan 1977
Karon Bradley 2003
Barry Brennan 1974
John Bryant 1974
Rick Campbell 1974
Joe Chapman 2003
Ed Daniels 1974
Dave Delsman 1974
Travis Diener 2003
Bo Ellis 1974, 77
Tony Gries 2003
Chris Grimm 2003
Jerry Homan 1974
Robert Jackson 2003
Greg Johnson 1974
Butch Lee 1977
Maurice Lucas 1974
Scott Merritt 2003
Bill Neary 1977
Steve Novak 2003
Gary Rosenberger 1977
Terry Sanders 2003
Jared Sighting 2003
Earl Tatum 1974
Bernard Toone 1977
Todd Townsend 2003
Paul Vollmer 1974
Dwyane Wade 2003
Lloyd Walton 1974
Marcus Washington 1974
Jerome Whitehead 1977

MARYLAND (2-11)

Lonny Baxter 2001-02
Steve Blake 2001-02
Juan Dixon 2001-02
Tahj Holden 2001-02
Mike Mardesich 2001
Danny Miller 2001
Terence Morris 2001
Byron Mouton 2001-02
Drew Nicholas 2001-02
Ryan Randle 2002
Chris Wilcox 2001-02

MASSACHUSETTS (1-10)

Donta Bright 1996
Marcus Camby 1996
Charlton Clarke 1996
Dana Dingle 1996
Inus Norville 1996
Rigoberto Nunez 1996
Edgar Padilla 1996
Giddel Padilla 1996
Carmelo Travieso 1996
Tyrone Weeks 1996

MEMPHIS (3-30)

Antonio Anderson 2008
Ken Andrews 1973
Vincent Askew 1985
DeWayne Bailey 1985
Willie Becton 1985
William Bedford 1985
Dwight Boyd 1985
Bill Buford 1973
Bill Cook 1973
Joey Dorsey 2008

Chris Douglas-Roberts 2008
Robert Dozier 2008
Larry Finch 1973
Baskerville Holmes 1985
Clarence Jones 1973
Willie Kemp 2008
Larry Kenon 1973
Bill Laurie 1973
Keith Lee 1985
Jim Liss 1973
Doneal Mack 2008
Doug McKinney 1973
Pierre Niles 2008
Ron Robinson 1973
Derrick Rose 2008
Shawn Taggart 2008
Jerry Tetzlaff 1973
Andre Turner 1985
Wes Westfall 1973
John Wilfong 1985

MICHIGAN (7-57)

Michael Albrecht 2013
Chip Armer 1992
Dennis Bankey 1965
Dave Baxter 1976
Tom Bergen 1976
Jason Bossard 1992
Wayman Britt 1976
Dan Brown 1965
Bill Buntin 1964-65
Trey Burke 2013
Demetrius Calip 1989
Bob Cantrell 1964
John Clawson 1964-65
Oliver Darden 1964-65
Craig Dill 1965
Rickey Green 1976
Mike Griffin 1989
Steve Grote 1976
Tim Hardaway Jr. 2013
Alan Hardy 1976
Doug Herner 1964
Sean Higgins 1989
Jon Horford 2013
Juwan Howard 1992-93
Phil Hubbard 1976
Mark Hughes 1989
Freddie Hunter 1992
Ray Jackson 1992-93
Bobby Jones 1976
Jimmy King 1992-93
Caris Levert 2013
Len Lillard 1976
Tom Ludwig 1965
Mitch McGary 2013
Terry Mills 1989
Jordan Morgan 2013
Jim Myers 1964-65
Rob Pelinka 1992-93
George Pomey 1964-65
Glen Rice 1989
Eric Riley 1992-93
Glenn Robinson III 2013
John Robinson 1976
Rumeal Robinson 1989
Jalen Rose 1992-93
Cazzie Russell 1964-65
Lloyd Schinnerer 1976
Chris Seter 1992
Tom Staton 1976
Nik Stauskas 2013
Michael Talley 1992-93
Joel Thompson 1976
John Thompson 1965
Larry Tregoning 1964-65
Lou Vaught 1989
James Voskuil 1992-93
Chris Webber 1992-93

MICHIGAN ST. (8-72)

Maurice Ager 2005
Chris Allen 2009-10
Aloysius Anagonye 2000-01
Bob Anderegg 1957
Alan Anderson 2005
Jason Andreas 2001
Adam Ballinger 2000-01
Charlie Bell 1999-2001
Chuck Bencie 1957
Tim Bograkovs 2005
Mike Birkovich 1979
Mike Chappell 2000-01

Ron Charles 1979
 Steve Cherry 2000
 Mateen Cleaves 1999-2000
 Jon Crandell 2009
 Isaiah Dahlman 2009
 Doug Davis 1999
 Paul Davis 2005
 Shannon Davis 2005
 Terry Donnelly 1979
 George Ferguson 1957
 Rob Gonzalez 1979
 A.J. Granger 1999-2000
 Marquise Gray 2009
 Draymond Green 2009-10
 John Green 1957
 Anthony Hamo 2005
 Andy Harvey 2005
 Larry Hedden 1957
 Tom Herzog 2009
 Chris Hill 2005
 Jamie Huffman 1979
 Andre Hutson 1999-2001
 Idong Ibok 2009
 Mat Ishbia 2000-01
 Earvin "Magic" Johnson 1979
 Rick Kaye 1979
 Mike Kebler 2010
 Thomas Kelley 1999
 Gregory Kelsner 1979
 Jason Klein 1999
 Greg Lloyd 1979
 Mike Longaker 1979
 Kalin Lucas 2009
 Korie Lucious 2009-10
 Harry Lux 1957
 Raymar Morgan 2009-10
 Drew Neimick 2005
 Drew Neitzel 2005
 Derrick Nix 2010
 Morris Peterson 1999-2000
 Jack Quiggle 1957
 Zach Randolph 2001
 Jason Richardson 2000-01
 Delvon Roe 2009-10
 Delco Rowley 2005
 David Scott 1957
 Garrick Sherman 2010
 Antonio Smith 1999
 Brandon Smith 2000-01
 Durrell Summers 2009-10
 Goran Suton 2009
 Marcus Taylor 2001
 David Thomas 2000-01
 Austin Thornton 2009-10
 Kelvin Torbert 2005
 Matt Trannon 2005
 Jay Vincent 1979
 Travis Walton 2009
 Pat Wilson 1957
 Adam Wolfe 2001

MINNESOTA (1-11)

Russ Archambault 1997
 Eric Harris 1997
 Bobby Jackson 1997
 Sam Jacobson 1997
 Courtney James 1997
 Quincy Lewis 1997
 Aaron Stauber 1997
 Miles Tarver 1997
 Charles Thomas 1997
 John Thomas 1997
 Trevor Winter 1997

MISSISSIPPI ST. (1-8)

Marcus Bullard 1996
 Erick Dampier 1996
 Whit Hughes 1996
 Bart Hyche 1996
 Dontae' Jones 1996
 Russell Walters 1996
 Tyrone Washington 1996
 Darryl Wilson 1996

UNLV (4-32)

George Ackles 1991
 Greg Anthony 1990-91
 Stacey Augmon 1990-91
 Freddie Banks 1987
 Jarvis Basnight 1987
 Travis Bice 1990
 Lewis Brown 1977
 David Butler 1990

Stacey Cvijanovich 1990
 Armon Gilliam 1987
 Glen Gondrezick 1977
 Gary Graham 1987
 Eric Gray 1991
 Eldridge Hudson 1987
 Anderson Hunt 1990-91
 Chris Jeter 1990
 Larry Johnson 1990-91
 James Jones 1990
 Larry Moffett 1977
 Eddie Owens 1977
 Gerald Paddio 1987
 Dave Rice 1990
 Rich Robinson 1987
 Moses Scurry 1990
 Robert Smith 1977
 Sam Smith 1977
 Tony Smith 1977
 Elmore Spencer 1991
 Reggie Theus 1977
 Mark Wade 1987
 David Willard 1987
 Barry Young 1990

NEW MEXICO ST. (1-12)

John Burgess 1970
 Jimmy Collins 1970
 Charley Criss 1970
 Rudy Franco 1970
 Milton Horne 1970
 Sam Lacey 1970
 Lonnie Lefevre 1970
 Tom McCarthy 1970
 Bill Moore 1970
 Roy Neal 1970
 Chito Reyes 1970
 Jeff Smith 1970

NEW YORK U. (2-21)

Al Barden 1960
 Fred Benanti 1945
 Russ Cunningham 1960
 Mike DiNapoli 1960
 Al Filardi 1960
 Don Forman 1945
 Marty Goldstein 1945
 Al Grenert 1945
 Rich Keith 1960
 Art Loche 1960
 Frank Mangiapane 1945
 Bernie Mlodinoff 1960
 Alvin Most 1945
 Leo Murphy 1960
 Ray Paprocky 1960
 Bob Regan 1960
 Jimmy Reiss 1960
 Tom Sanders 1960
 Dolph Schayes 1945
 Sid Tanenbaum 1945
 Herb Walsh 1945

NORTH CAROLINA (18-154)

Don Anderson 1946
 Jimmy Black 1981-82
 Jim Bostick 1967
 Jimmy Braddock 1981-82
 Dudley Bradley 1977
 Pete Brennan 1957
 Michael Brooker 2000
 Joe Brown 1967-69
 Chris Brust 1981-82
 Bruce Buckley 1977
 Pete Budko 1981
 Bill Bunting 1967-69
 Dante Calabria 1993-95
 Marc Campbell 2008-09
 Jason Capel 2000
 Craig Carson 1972
 Vince Carter 1997-98
 Dave Chadwick 1969
 Bill Chamberlain 1972
 Bill Chambers 1972
 Scott Cherry 1991, 93
 Pete Chilcutt 1991
 Rusty Clark 1967-69
 Dave Colescott 1977
 Woody Coley 1977
 Mike Copeland 2008-09
 Ed Cota 1997-98, 2000
 Bob Cunningham 1957
 Ed Davis 2009
 Hubert Davis 1991

Larry Davis 1993
 Walter Davis 1977
 Lee Dedmon 1969
 Jim Delany 1968-69
 John Dillon 1946
 Matt Doherty 1981-82
 Ged Doughton 1977
 Larry Drew II 2009
 Don Eggleston 1969
 Wayne Ellington 2008-09
 Charlie Everett 2005
 Jim Everett 2000
 Raymond Felton 2005
 Ralph Fletcher 1967-68
 Eddie Fogler 1968-69
 Phil Ford 1977
 Joseph Forte 2000
 Rick Fox 1991
 Bobby Frasier 2009
 Jim Frye 1967-68
 Tom Gauntlett 1967
 Ed Geth 1993
 Marcus Ginyard 2008
 Dale Gipple 1969
 Will Graves 2008
 Danny Green 2008-09
 Dick Grubar 1967-68
 Tyler Hansbrough 2008-09
 Kenny Harris 1991
 Brendan Haywood 1998, 2000
 Ray Hite 1972
 Jesse Holley 2005
 Jonathan Holmes 2000
 C.J. Hooker 2005
 Kim Hubbard 1972
 Antawn Jamison 1997-98
 Will Johnson 2000
 Don Johnston 1972
 Bobby Jones 1972
 Jim Jordan 1946
 Michael Jordan 1982
 George Karl 1972
 Tommy Kearns 1957
 Eric Kenny 1981
 Steve Krafscin 1977
 John Kuester 1977
 Matt Laczkowski 2000
 Pearce Landry 1995
 Kris Lang 2000
 Ty Lawson 2008-09
 Bob Lewis 1967
 Danny Lotz 1957
 George Lynch 1991, 93
 Jackie Manuel 2005
 Warren Martin 1982
 Sean May 2005
 Bob McAdoo 1972
 Rashad McCants 2005
 Jeff McInnis 1995
 Horace McKinney 1946
 Charlie McNairy 1997
 Orlando Melendez 2000
 Larry Miller 1967-68
 Wes Miller 2005
 Donnie Moe 1967
 Eric Montross 1991, 93
 Patrick Moody 2009
 Makhtar Ndiaye 1997-98
 Terrence Newby 2000
 David Noel 2005
 Mike O'Koren 1977
 Ademola Okulaja 1997-98
 Max Owens 2000
 Bob Paxton 1946
 Mike Pepper 1981
 Julius Peppers 2000
 Sam Perkins 1981-82
 Buzz Peterson 1982
 Derrick Phelps 1991, 93
 Steve Previs 1972
 Joe Quigg 1957
 Brian Reese 1991, 93
 King Rice 1991
 Henrik Rodl 1991, 93
 Lennie Rosenbluth 1957
 Clifford Rozier 1991
 Kevin Salvadori 1991, 93
 Roger Scholbe 1946
 Charlie Scott 1968-69
 Melvin Scott 2005
 Roy Searcy 1957

Jerry Stackhouse 1995
 Alex Stephenson 2008
 Travis Stephenson 1993
 Pat Sullivan 1991, 93, 95
 J.D. Tanner 2008-09
 Reyshawn Terry 2005
 Quentin Thomas 2005, 08
 Deon Thompson 2008-09
 Taylor Thorne 1946
 Gerald Tuttle 1967-69
 Richard Tuttle 1969
 John Virgil 1977
 Rasheed Wallace 1995
 Justin Watts 2009
 Matt Wenstrom 1991, 93
 Jim White 1946
 Kenny White 2000
 Gra Whitehead 1968
 Donald Williams 1993, 95
 Jawad Williams 2005
 Marvin Williams 2005
 Shammond Williams 1995, 97-98
 Jeff Wolf 1977
 Al Wood 1981
 Surry Wood 2008
 Jack Wooten 2008
 James Worthy 1981-82
 Dennis Wuyck 1972
 Rich Yonakor 1977
 Bob Young 1957
 Tom Zaliagiris 1977
 Tyler Zeller 2009
 Serge Zwikker 1995, 97

NORTH CAROLINA ST. (3-25)

Thurl Bailey 1983
 Alvin Battle 1983
 Vic Bunas 1950
 Tom Burleson 1974
 Warren Cartier 1950
 Lorenzo Charles 1983
 Bob Cook 1950
 Dick Dickey 1950
 Terry Gannon 1983
 Joe Harand 1950
 Greg Hawkins 1974
 Paul Horvath 1950
 Sidney Lowe 1983
 Cozell McQueen 1983
 Mark Moeller 1974
 Ernie Myers 1983
 Sam Ranzino 1950
 Moe Rivers 1974
 Phil Spence 1974
 Charlie Stine 1950
 Tim Stoddard 1974
 Lee Terrill 1950
 David Thompson 1974
 Monte Towle 1974
 Dereck Whittenburg 1983

NOTRE DAME (1-10)

Dave Batton 1978
 Rich Branning 1978
 Bruce Flowers 1978
 Bill Hanzlik 1978
 Tracy Jackson 1978
 Bill Laimbeer 1978
 Kelly Tripucka 1978
 Stan Wilcox 1978
 Don Williams 1978
 Orlando Woolridge 1978

OHIO ST. (11-87)

Warren Amling 1945-46
 Dan Andreas 1968
 Richard Baker 1939
 Craig Barclay 1968
 Dave Barker 1960
 Richard Boughner 1939
 Robert Bowen 1944, 46
 Gary Bradds 1962
 Brian Brown 1999
 William Buford 2012
 Jamar Butler 2007
 Rodney Caudill 1944-45
 John Cedargren 1960
 Neshawn Coleman 1999
 Mike Conley Jr. 2007
 Daequan Cook 2007
 Aaron Craft 2012
 Jack Dawson 1939
 James Doughty 1962

John Dugger 1944-45
 Clark Elliott 1946
 Ollie Fink 1944
 Jody Finney 1968
 Donald Flatt 1962
 Curtis Frazier 1962
 Dick Furry 1960
 Gary Gearhart 1960-62
 Jim Geddes 1968
 Donald Grate 1944-45
 William Gunton 1944
 Ivan Harris 2007
 John Havlicek 1960-62
 Bill Hosket 1968
 Steve Howell 1968
 Richie Hoyt 1960-61
 Jimmy Hull 1939
 Othello Hunter 2007
 Paul Huston 1944-46
 Ken Johnson 1999
 Wilbur Johnston 1946
 Bob Knight 1960-62
 Charles Kuhn 1946
 Jack Landes 1961
 Kenneth Lee 1961
 Ron Lewis 2007
 David Lighty 2007
 John Lovett 1946
 Jerry Lucas 1960-62
 Robert Lynch 1939
 Charles Maag 1939
 Doug McDonald 1961-62
 Denny Meadors 1968
 Jed Mees 1939
 Gilbert Mickelson 1939
 Nelson Miller 1961
 Howard Nourse 1960
 Mel Nowell 1960-62
 Greg Oden 2007
 Scoonie Penn 1999
 Evan Ravenel 2012
 Richard Reasbeck 1961-62
 Michael Redd 1999
 George Reese 1999
 Arnold Risen 1944-45
 Joe Roberts 1960
 William Sattler 1939
 Boban Savovic 1999
 John Schick 1939
 Bruce Schnabel 1968
 Don Scott 1939
 Larry Siegfried 1960-61
 James Sims 1945
 Jason Singleton 1999
 Ed Smith 1968
 Lenzelle Smith Jr. 2012
 Ray Snyder 1945-46
 Dave Sorenson 1968
 Robert Stafford 1939
 Jared Sullinger 2012
 Mike Swain 1968
 Richard Taylor 1962
 Matt Terwilliger 2007
 Deshaun Thomas 2012
 Sam Thompson 2012
 John Underman 1946
 Wayne Wells 1946
 Amir Williams 2012

OKLAHOMA (4-35)
 Mookie Blaylock 1988
 Jabahri Brown 2002
 Garnett Corbin 1939
 Paul Courty 1947
 Harley Day 1947
 Jason Detrick 2002
 Ebi Ere 2002
 Ricky Grace 1988
 Harvey Grant 1988
 Blake Johnston 2002
 Ben Kerr 1939
 Stacey King 1988
 Jack Landon 1947
 Aaron McGhee 2002
 Jim McNatt 1939
 Paul Merchant 1947
 Marvin Mesch 1939
 Vernon Mullen 1939
 Terrence Mullins 1988
 Allie Paine 1947
 Hollis Price 2002
 Kenneth Pryor 1947

Dick Reich 1947
 Gene Roop 1939
 Herb Scheffler 1939
 Daryan Selvy 2002
 Dave Sieger 1988
 Marvin Snodgrass 1939
 Jozsef Szendrei 2002
 Gerald Tucker 1947
 Roscoe Walker 1939
 Bill Waters 1947
 Quannas White 2002
 Andre Wiley 1988
 Matthew Zellner 1939

OKLAHOMA ST. (6-54)
 Chad Alexander 1995
 Frank Allen 1949
 Tony Allen 2004
 Louis Amaya 1951
 Sam Aubrey 1946
 Ben Baum 1995
 Eugene Bell 1946
 A.L. Bennett 1946
 Daniel Bobik 2004
 Joe Bradley 1946, 49
 Terry Collins 1995
 Terrence Crawford 2004
 Pete Darcey 1951
 Paul Geymann 1946
 Joey Graham 2004
 Stephen Graham 2004
 Joe Halbert 1945-46
 Cecil Hankins 1945
 Bob Harris 1949
 Larry Hayes 1949
 Jack Hobbs 1949
 Tom Jacquet 1949
 Don Johnson 1951
 Weldon Kern 1945-46
 Bob Kurland 1945-46
 John Lucas 2004
 Emmett McAfee 1951
 Gale McArthur 1949, 51
 Ivan McFarlin 2004
 Kevin Miles 1995
 Jason Miller 2004
 John Miller 1951
 John Nelson 1995
 Andre Owens 1995
 Bob Pager 1951
 J.L. Parks 1945-46, 49
 Doyle Parrack 1945
 Scott Pierce 1995
 Norman Pilgrim 1949
 Bryant Reeves 1995
 Chianti Roberts 1995
 Gerald Rogers 1951
 Randy Rutherford 1995
 Kendall Sheets 1951
 Jack Shelton 1949
 Jason Skaer 1995
 Keith Smith 1949, 51
 Mark Steinmeyer 1946
 Gerald Stockton 1951
 Maurice Ward 1951
 Janavor Weatherspoon 2004
 Blake Williams 1945-46
 John Wylie 1945
 Vernon Yates 1949

OREGON (1-9)
 Bobby Anet 1939
 John Dick 1939
 Laddie Gale 1939
 Bob Hardy 1939
 Wally Johansen 1939
 Ford Mullen 1939
 Matt Pavalunas 1939
 Ted Sarpola 1939
 Slim Wintermute 1939

OREGON ST. (2-23)
 Terry Baker 1963
 Dick Ballantyne 1949
 Rex Benner 1963
 Tim Campbell 1963
 Jim Catterall 1949
 Mel Counts 1963
 Cliff Crandall 1949
 Ed Fleming 1949
 Bill Harper 1949
 Dave Hayward 1963
 Tommy Holman 1949

Jim Jarvis 1963
 Jim Kraus 1963
 Steve Pauly 1963
 Frank Peters 1963
 Alex Petersen 1949
 Len Rinearson 1949
 Gary Rossi 1963
 Paul Sliper 1949
 Ray Snyder 1949
 Ray Torgerson 1963
 Dan Torrey 1949
 Harvey Watt 1949

PENN (1-13)
 Tom Condon 1979
 Ted Flick 1979
 Ken Hall 1979
 David Jackson 1979
 Ed Kuhl 1979
 Tom Leifsen 1979
 Tony Price 1979
 Angelo Reynolds 1979
 Vincent Ross 1979
 James Salters 1979
 Tim Smith 1979
 Matt White 1979
 Bobby Willis 1979

PENN ST. (1-9)
 Jesse Arnelle 1954
 Jim Blocker 1954
 Jim Brewer 1954
 Dave Edwards 1954
 Earl Fields 1954
 Ned Haag 1954
 Robert Rohrland 1954
 Jack Sherry 1954
 Ron Weidenhammer 1954

PITTSBURGH (1-11)
 Bob Artman 1941
 James Egan 1941
 James Klein 1941
 George Kocheran 1941
 Clare Malarkey 1941
 Sam Milanovich 1941
 Melvin Port 1941
 Larry Prafrath 1941
 Ed Raymond 1941
 Ed Straloski 1941
 John Swacus 1941

PRINCETON (1-11)
 Allen Adler 1965
 Bill Bradley 1965
 Robinson Brown 1965
 Robert Haarlow 1965
 Edward Hummer 1965
 William Kingston 1965
 William Koch 1965
 Donald Neimann 1965
 Donald Rodenbach 1965
 Donald Roth 1965
 Gary Walters 1965

PROVIDENCE (2-22)
 Al Baker 1973
 Marvin Barnes 1973
 Gary Bello 1973
 Delray Brooks 1987
 Marty Conlon 1987
 Fran Costello 1973
 Charles Crawford 1973
 Ernie DiGregorio 1973
 Billy Donovan 1987
 Jacek Duda 1987
 Rich Dunphy 1973
 Nehru King 1973
 David Kipfer 1987
 Ernie Lewis 1987
 Mark McAndrew 1973
 Dave Modest 1973
 Carlton Screen 1987
 David Sendeker 1987
 Abdul Shamsid-Deen 1987
 Kevin Stacom 1973
 Darryl Wright 1987
 Steve Wright 1987

PURDUE (2-24)
 John Anthrop 1980
 Roosevelt Barnes 1980
 Tyrone Bedford 1969
 Ted Benson 1980
 Joe Barry Carroll 1980

Keith Edmonson 1980
 George Faerber 1969
 Herman Gilliam 1969
 Arnette Hallman 1980
 Jerry Johnson 1969
 Frank Kaufman 1969
 Bill Keller 1969
 Jon Kitchel 1980
 Steve Longfellow 1969
 Drake Morris 1980
 Rick Mount 1969
 Ted Reasoner 1969
 Mike Searce 1980
 Kevin Stallings 1980
 Ralph Taylor 1969
 Brian Walker 1980
 Steve Walker 1980
 Larry Weatherford 1969
 Glenn Young 1969

RUTGERS (1-8)
 Abdel Anderson 1976
 Jim Bailey 1976
 Mark Conlin 1976
 Hollis Copeland 1976
 Mike Dabney 1976
 Steve Hefele 1976
 Ed Jordan 1976
 Phil Sellers 1976

ST. BONAVENTURE (1-10)
 Tom Baldwin 1970
 Gene Fahey 1970
 Matt Gannt 1970
 Greg Gary 1970
 Paul Grys 1970
 Paul Hoffman 1970
 Bill Kalbaugh 1970
 Mike Kull 1970
 Dale Tepas 1970
 Vic Thomas 1970

ST. JOHN'S (NY) (2-22)
 Walter Berry 1985
 Terry Bross 1985
 Bob Cornegy 1985
 Jim Davis 1952
 Dick Duckett 1952
 Frank Giancontieri 1952
 Willie Glass 1985
 Mark Jackson 1985
 Shelton Jones 1985
 Ron MacGilvray 1952
 Jack McMahon 1952
 Jim McMorro 1952
 Mike Moses 1985
 Chris Mullin 1985
 Carl Peterson 1952
 Phil Sagona 1952
 Steve Shurina 1985
 Ron Stewart 1985
 Solly Walker 1952
 Jim Walsh 1952
 Bill Wennington 1985
 Bob Zawoluk 1952

SAINT JOSEPH'S (1-11)
 Harry Booth 1961
 Dan Bugey 1961
 Bob Dickey 1961
 Jack Egan 1961
 Bob Gormley 1961
 Billy Hoy 1961
 Vince Kempton 1961
 Jim Lynam 1961
 Frank Majewski 1961
 Paul Westhead 1961
 Tom Wynne 1961

SAN FRANCISCO (3-25)
 Warren Baxter 1955-56
 Carl Boldt 1956
 Gene Brown 1956-57
 Stan Buchanan 1955
 Bill Bush 1955
 Art Day 1957
 Al Dunbar 1957
 Mike Farmer 1956-57
 K.C. Jones 1955
 Jack King 1955-57
 Gordon Kirby 1955
 John Koljian 1957
 Dick Lawless 1955
 Dave Lillevand 1957

Bill Mallen 1957
 Ron Mancasola 1957
 Jerry Mullen 1955
 Tom Nelson 1956
 Hal Perry 1955-56
 Mike Preaseau 1956-57
 Bob Radanovich 1957
 Bill Russell 1955-56
 Charles Russell 1957
 Bob Wiebusch 1955
 Rudy Zannini 1955

SANTA CLARA (1-9)

Don Benedetti 1952
 Dallas Brock 1952
 Dick Garibaldi 1952
 Gary Gatzert 1952
 Bob Peters 1952
 Herb Schoenstein 1952
 Ken Sears 1952
 Dick Soares 1952
 Jim Young 1952

SEATTLE (1-14)

Elgin Baylor 1958
 Charles Brown 1958
 Jerry Frizzell 1958
 Jim Harney 1958
 Thornton Humphries 1958
 John Kootnekoff 1958
 Lloyd Murphy 1958
 Don Ogorek 1958
 Jude Petrie 1958
 Don Plasecki 1958
 Francis Saunders 1958
 John Stepan 1958
 Bob Swiewarga 1958
 Bill Wall 1958

SETON HALL (1-14)

Anthony Avent 1989
 Micheal Cooper 1989
 Trevor Crowley 1989
 Andrew Gaze 1989
 Gerald Greene 1989
 Nick Katsikis 1989
 Khylem Long 1989
 Rene Monteserin 1989
 John Morton 1989
 Ramon Ramos 1989
 Jose Rebibbas 1989
 Frantz Volcy 1989
 Daryll Walker 1989
 Pookey Wightington 1989

SOUTHERN CALIFORNIA (2-16)

Chester Carr 1954
 Jack Dunne 1954
 Richard Hammer 1954
 Roy Irvin 1954
 Keith Lambert 1940
 Jack Lippert 1940
 John Luber 1940
 Alan Ludecke 1954
 Tom McGarvin 1940
 Jack Morrison 1940
 Ralph Pausig 1954
 Tony Psaltis 1954
 Dale Sears 1940
 Walter Thompson 1954
 Ralph Vaughn 1940
 Richard Welsh 1954

SMU (1-8)

Rick Herrscher 1956
 Jim Krebs 1956
 Joel Krog 1956
 Bob McGregor 1956
 Buford Miller 1956
 Bob Mills 1956
 Ronnie Morris 1956
 Larry Showalter 1956

STANFORD (2-22)

Don Burness 1942
 Jarron Collins 1998
 Bill Cowden 1942
 Howie Dallmar 1942
 Jack Dana 1942
 John Eikelman 1942
 Arthur Lee 1998
 Fred Linari 1942
 Bud Madden 1942
 Mark Madsen 1998
 Leo McCaffrey 1942

Michael McDonald 1998
 Ryan Mendez 1998
 David Moseley 1998
 Fred Oliver 1942
 Jim Pollard 1942
 Peter Sauer 1998
 Mark Seaton 1998
 Pete Van Elswyk 1998
 Ed Voss 1942
 Kris Weems 1998
 Tim Young 1998

SYRACUSE (5-44)

Carmelo Anthony 2003
 Derek Brower 1987
 Todd Burgan 1996
 Marty Byrnes 1975
 Michael Carter-Williams 2013
 Raakeem Christmas 2013
 Jason Cipolla 1996
 Derrick Coleman 1987
 Trevor Cooney 2013
 Sherman Douglas 1987
 Kueth Duany 2003
 Billy Edelin 2003
 C.J. Fair 2013
 Craig Forth 2003
 Jerami Grant 2013
 Rudy Hackett 1975
 Herman Harried 1987
 Otis Hill 1996
 Marius Janulis 1996
 Baye Moussa Keita 2013
 Larry Kelley 1975
 Ross Kindel 1975
 Kevin King 1975
 Jim Lee 1975
 Gerry McNamara 2003
 Jeremy McNeil 2003
 Mark Meadors 1975
 Greg Monroe 1987
 Elimu Nelson 1996
 Josh Pace 2003
 Bob Parker 1975
 J.B. Reafsnnyder 1996
 Chris Sease 1975
 Earnie Seibert 1975
 Rony Seikaly 1987
 Steve Shaw 1975
 Lazarus Sims 1996
 James Southerland 2013
 Steve Thompson 1987
 Brandon Triche 2013
 Howard Triche 1987
 John Wallace 1996
 Hakim Warrick 2003
 Jim Williams 1975

TEMPLE (2-9)

Mel Brodsky 1958
 Fred Cohen 1956
 Dan Fleming 1956, 58
 Bill Kennedy 1958
 Hal Lear 1956
 Jay Norman 1956, 58
 Hal Reinfeld 1956
 Guy Rodgers 1956, 58
 Tink Van Patton 1956, 58

TEXAS (3-21)

Brian Boddicker 2003
 Frank Brahaney 1943
 Brad Buckman 2003
 Roy Cox 1943, 47
 Deginald Erskine 2003
 Jack Fitzgerald 1943
 T.J. Ford 2003
 Tom Hamilton 1947
 John Hargis 1943, 47
 Sydmill Harris 2003
 Royal Ivey 2003
 Jason Klotz 2003
 John Langdon 1943, 47
 Al Madsen 1947
 Slater Martin 1947
 Brandon Mouton 2003
 V.C. Overall 1943
 Terrell Ross 2003
 James Thomas 2003
 Dan Wagner 1947
 Dudley Wright 1943

UTEP (1-8)

Jerry Armstrong 1966

Orsten Artis 1966
 Willie Cager 1966
 Harry Flournoy 1966
 Bobby Hill 1966
 David Lattin 1966
 Nevil Shed 1966
 Willie Worsley 1966

UCLA (18-113)

Alfred Aboya 2006-08
 Arron Afflalo 2006-07
 Lew Alcindor 1967-69
 Lucius Allen 1967-68
 Darrell Allums 1980
 Tony Anderson 1980
 Toby Bailey 1995
 Rick Betchley 1970-71
 Henry Bibby 1970-72
 Pete Blackman 1962
 Kenny Booker 1970-71
 Cedric Bozeman 2006
 Vince Carson 1972-73
 Brice Chambers 1965
 Jon Chapman 1970-72
 Joe Chrisman 1967
 Darren Collison 2006-08
 Gary Cunningham 1962
 Tommy Curtis 1972-74
 Chuck Darrow 1964
 Darren Daye 1980
 Kevin Dempsey 1995
 Cameron Dollar 1995
 Ralph Drollinger 1974-76
 John Ecker 1969-71
 Tyus Edney 1995
 Keith Erickson 1964-65
 Jordan Farmar 2006
 George Farmer 1969
 Larry Farmer 1971-73
 Michael Fey 2006
 Rod Foster 1980
 Gary Franklin 1972-74
 John Galbraith 1965
 omm'A Givens 1995
 Gail Goodrich 1964-65
 Fred Goss 1965
 John Green 1962
 David Greenwood 1976
 Roy Hamilton 1976
 Walt Hazzard 1962, 64
 Ken Heitz 1967-69
 J.R. Henderson 1995
 Bill Hicks 1962
 Andy Hill 1970-72
 Jack Hirsch 1964
 Vaughn Hoffman 1964-65
 Brad Holland 1976
 Ryan Hollins 2006
 Larry Hollyfield 1972-73
 Michael Holton 1980
 Mike Huggins 1964
 Kris Johnson 1995
 Marques Johnson 1974-76
 James Keefe 2007-08
 Edgar Lacey 1965
 Greg Lee 1972-74
 Rich Levin 1964-65
 Chris Lippert 1976
 Kevin Love 2008
 Dick Lynn 1967
 Mike Lynn 1965, 68
 John Lyons 1965
 Lorenzo Mata-Real 2006-08
 Luc Richard Mbah
 a Moute 2006-08
 Andre McCarter 1974-76
 Doug McIntosh 1964-65
 Dave Meyers 1973-75
 Jim Milhorn 1962
 Bob Myers 1995
 Swen Nater 1972-73
 Jim Nielsen 1967-68
 Ike Nwankwo 1995
 Charles O'Bannon 1995
 Ed O'Bannon 1995
 Wilbert Olinde 1974-76
 Steve Patterson 1969-71
 Cliff Pruitt 1980
 DeAndre Robinson 2006
 Michael Roll 2006-07
 Curtis Rowe 1969-71
 Jauou Rubin 2006

Don Saffer 1967
 Mike Sanders 1980
 Neville Saner 1967-68
 Terry Schofield 1969-71
 Bill Seibert 1969-70
 Lynn Shackelford 1967-69
 Josh Shipp 2007-08
 Gig Sims 1980
 Fred Slaughter 1962, 64
 Gavin Smith 1976
 Jim Spillane 1974-76
 Kim Stewart 1962, 64
 Gene Sutherland 1967-68
 Bill Sweek 1967-69
 Ray Townsend 1976
 Pete Trgovich 1974-75
 John Vallely 1969-70
 Kiki Vandeweghe 1980
 Brett Vroman 1976
 Bill Walton 1972-74
 Mike Warren 1967-68
 Kenny Washington 1964-65
 Richard Washington 1974-76
 Dave Waxman 1962
 Bob Webb 1974
 Russell Westbrook 2007-08
 Sidney Wicks 1969-71
 James Wilkes 1980
 Keith Wilkes 1972-74
 Ryan Wright 2006-07
 George Zidek 1995

UConn (5-47)

Jeff Adrien 2009
 Rashad Anderson 2004
 Hilton Armstrong 2004
 Craig Austrie 2009
 Donnell Beverly 2009, 11
 Ryan Boatright, 2014
 Josh Boone 2004
 Amida Brimah, 2014
 Denham Brown 2004
 Taliek Brown 2004
 Jamal Coombs-McDaniel 2011
 Omar Calhoun, 2014
 DeAndre Daniels, 2014
 Gavin Edwards 2009
 Khalid El-Amin 1999
 Kentan Facey, 2014
 Kevin Freeman 1999
 Niels Giffey 2011, 14
 Ben Gordon 2004
 Richard Hamilton 1999
 E.J. Harrison 1999
 Rashamel Jones 1999
 Antrick Klaiber 1999
 Lasan Kromah, 2014
 Jeremy Lamb 2011
 Pat Lenehan, 2014
 Ricky Moore 1999
 Albert Mouring 1999
 Shabazz Napier 2011, 14
 Phillip Nolan, 2014
 Emeka Okafor 2004
 Charles Okwandu 2011
 Tyler Olander 2011, 14
 Alex Oriakhi 2011
 A.J. Price 2009
 Stanley Robinson 2009
 Terrence Samuel, 2014
 Edmund Saunders 1999
 Roscoe Smith 2011
 Hasheem Thabeet 2009
 Leon Tolksdorf, 2014
 Shamon Tooles 2004
 Charlie Villanueva 2004
 Jake Voskuhl 1999
 Kemba Walker 2009, 11
 Souleymane Wane 1999
 Tor Watts, 2014

UTAH (4-33)

Joe Aufferheide 1961
 Leonard Black 1966
 Trace Caton 1998
 Jerry Chambers 1966
 Bob Cozby 1961
 Bo Crain 1961
 Joe Day 1966
 Michael Doleac 1998
 Arnie Ferrin 1944
 Drew Hansen 1998
 David Jackson 1998

Merv Jackson 1966
 Alex Jensen 1998
 Neil Jensen 1961
 Britton Johnsen 1998
 Eugene Lake 1966
 Bob Lewis 1944
 Lyndon Mackay 1966
 Billy McGill 1961
 Jordie McTavish 1998
 Andre Miller 1998
 Wat Misaka 1944
 Joe Morton 1961
 Hanno Mottola 1998
 Jeff Ockel 1966
 Jim Rhead 1961
 Ed Rowe 1961
 Rich Ruffell 1961
 Fred Sheffield 1944
 Dick Sruin 1944
 Rich Tate 1966
 Jim Thomas 1961
 Herb Wilkinson 1944

VILLANOVA (4-33)
 Dwayne Anderson 2009
 Shane Clark 2009
 Dante Cunningham 2009
 Louis Dubino 1939
 George Duzminski 1939
 Chuck Everson 1985
 Corey Fisher 2009
 Chris Ford 1971
 John Fox 1971
 Tom Ingelsby 1971
 Harold Jensen 1985
 John Krutulis 1939
 Michael Lazorchak 1939
 Dwayne McClain 1985
 Joe McDowell 1971
 Gary McLain 1985
 James Montgomery 1939
 Paul Nugent 1939
 Antonio Pena 2009
 Ed Pinckney 1985
 Mark Plansky 1985
 Howard Porter 1971
 Harold Pressley 1985
 Reggie Redding 2009
 Scottie Reynolds 2009
 Lloyd Rice 1939
 Ernest Robinson 1939
 Hank Siemiontkowski 1971
 William Sinnott 1939
 Clarence Smith 1971
 Corey Stokes 2009
 Dwight Wilbur 1985
 Charles Yund 1939

VIRGINIA (2-16)
 Rick Carlisle 1984
 Louis Collins 1981
 Kenton Edelin 1984
 Terry Gates 1981
 Jeff Jones 1981
 Jeff Klein 1981

Jeff Lamp 1981
 Lewis Lattimore 1981
 Jim Miller 1984
 Olden Polynice 1984
 Lee Raker 1981
 Craig Robinson 1981
 Ralph Sampson 1981
 Tom Sheehy 1984
 Ricky Stokes 1981, 84
 Othell Wilson 1981, 84

VCU (1-12)
 Rob Brandenburg 2011
 Bradford Burgess 2011
 Troy Daniels 2011
 D.J. Haley 2011
 David Hinton 2011
 Ed Nixon 2011
 Juvonte Reddic 2011
 Joey Rodriguez 2011
 Brandon Rozzell 2011
 Jamie Skeen 2011
 Darius Theus 2011
 Toby Veal 2011

WAKE FOREST (1-12)
 James Brooks 1962
 Richard Carmichael 1962
 Len Chappell 1962
 Frank Christie 1962
 Bryan Hassell 1962
 Harry Hull 1962
 Al Koehler 1962
 Tommy McCoy 1962
 Billy Packer 1962
 Dave Wiedeman 1962
 Bob Wollard 1962
 Ted Zawacki 1962

WASHINGTON (1-10)
 Don Apeland 1953
 Joe Cipriano 1953
 Will Elliott 1953
 Roland Halle 1953
 Bob Houbregs 1953
 Charles Koon 1953
 Doug McClary 1953
 Mike McCutchen 1953
 Dean Parsons 1953
 Steve Roake 1953

WASHINGTON ST. (1-10)
 Albert Akins 1941
 Vern Butts 1941
 Kirk Gebert 1941
 Dale Gentry 1941
 Marv Gilberg 1941
 John Hooper 1941
 Owen Hunt 1941
 Paul Lindemann 1941
 Ray Sundquist 1941
 Jim Zimmerman 1941

WEST VIRGINIA (2-25)
 Willie Akers 1959
 Marvin Bolyard 1959

Da'Sean Butler 2010
 Robert Clousson 1959
 Devin Ebanks 2010
 John Flowers 2010
 Paul Goode 1959
 Danny Jennings 2010
 Kevin Jones 2010
 Deniz Kilicli 2010
 Joe Mazzulla 2010
 Casey Mitchell 2010
 Lee Patrone 1959
 Cam Payne 2010
 Dalton Pepper 2010
 Joseph Posch 1959
 Ronnie Retton 1959
 James Ritchie 1959
 Howard Schertzing 1959
 Bob Smith 1959
 Wellington Smith 2010
 Cam Thoroughman 2010
 Nick Visnic 1959
 Jerry West 1959
 Jonnie West 2010

WESTERN KY. (1-9)
 Rex Bailey 1971
 Jerry Dunn 1971
 Steve Eaton 1971
 Clarence Glover 1971
 Danny Johnson 1971
 Jim McDaniels 1971
 Jim Rose 1971
 Gary Sundmacker 1971
 Chuck Witt 1971

WICHITA ST. (2-22)
 Malcolm Armstead 2013
 Ron Baker 2013
 Tekele Cotton 2013
 John Criss 1965
 Gerald Davis 1965
 Cleanthony Early 2013
 Carl Hall 2013
 Dave Leach 1965
 Chadrack Lufite 2013
 Larry Nosich 1965
 Ehimen Orukpe 2013
 Kelly Pete 1965
 Melvin Reed 1965
 Gerard Reimond 1965
 Vernon Smith 1965
 Jamie Thompson 1965
 Al Trope 1965
 Fred VanVleet 2013
 Jack White 2013
 Nick Wiggins 2013
 Demetric Williams 2013
 Manny Zafinos 1965

WISCONSIN (3-23)
 Bob Alwin 1941
 Nanamdi Amilo, 2014
 Evan Anderson, 2014
 Zach Bohannon, 2014

Roy Boone 2000
 Vitto Brown, 2014
 Ben Brust, 2014
 Jon Bryant 2000
 Travon Davis 2000
 Sam Dekker, 2014
 Duje Dukan, 2014
 Duany Duany 2000
 Gene Englund 1941
 Charles Epperson 1941
 Erik Faust 2000
 Josh Gasser, 2014
 Nigel Hayes, 2014
 Jordan Hill, 2014
 Traevon Jackson, 2014
 Frank Kaminsky, 2014
 Mike Kelley 2000
 Bronson Koenig, 2014
 John Kotz 1941
 Andy Kowske 2000
 Maurice Linton 2000
 Kirk Penney 2000
 Fred Rehm 1941
 Ed Scheiwe 1941
 Warren Schrage 1941
 Harlo Scott 1941
 Robert Smith 2000
 Ted Strain 1941
 Julian Swartz 2000
 Don Timmerman 1941
 Mark Vershaw 2000
 Charlie Willis 2000


WYOMING (1-8)
 Jimmy Collins 1943
 Milo Komenich 1943
 Jim Reese 1943
 Ted Roney 1943
 Kenny Sailors 1943
 Floyd Volker 1943
 Don Waite 1943
 Jim Weir 1943

NCAA Division I Men's Basketball Committee Chairs

Name	Affiliation	Years	Name	Affiliation	Years
Harold Olsen	Ohio St.	1940-46	Tom Butters	Duke	1993-94
Dutch Lonborg	Northwestern	1947-50	Bob Frederick	Kansas	1995-96
Bernie Shively	Kansas	1951-60	Terry Holland	Virginia	1997
H.B. Lee	Kentucky	1961-66	C.M. Newton	Kentucky	1998-99
Tom Scott	Kansas St.	1967-69	Craig Thompson	Mountain West Conference	2000
Stan Watts	Davidson	1970-75	Mike Tranghese	Big East Conference	2001
Wayne Duke	BYU	1976-77	Lee Fowler	North Carolina St.	2002
Dave Gavitt	Big Ten Conference	1978-81	Jim Livengood	Arizona	2003
Vic Bubas	Big East Conference	1982-84	Bob Bowlsby	Iowa	2004-05
Dick Schultz	Sun Belt Conference	1985	Craig Littlepage	Virginia	2006
Arnie Ferrin	Virginia	1986-87	Gary Walters	Princeton	2007
Cedric Dempsey	Utah	1988	Tom O'Connor	George Mason	2008
Jim Delany	Arizona	1989	Michael Slive	Southeastern Conference	2009
Tom Frericks	Big Ten Conference	1990-91	Dan Guerrero	UCLA	2010
Roy Kramer	Dayton	1992	Gene Smith	Ohio St.	2011
	Southeastern Conference	1992	Jeff Hathaway	Big East Conference	2012
			Mike Bobinski	Xavier	2013
			Ron Wellman	Wake Forest	2014
			Scott Barnes	Utah St.	2015
			Joe Castiglione	Oklahoma	2016

NCAA Division I Men's Basketball Committee Roster

Name	Affiliation	Years	Name	Affiliation	Years
Larry Albus	Saint Louis Metro Conference	1975-76 1977-80	Terry Holland	Davidson Virginia	1993-95 1996-98
Phog Allen	Kansas	1940	Mark Hollis	Michigan St. CCNY	2013-present 1941
Joe Alleva	LSU	2012-present	Nat Holman	BYU	2015-present
Ladell Andersen	Utah St.	1978-82	Tom Holmoe	San Diego St. East Carolina	1976-80 1981
Lewis Andreas	Syracuse Syracuse	1943-44 1954-58	Ken Karr	Oregon St. Fordham	1958-61 1943
Scott Barnes	Utah St.	2011-present	E.A. Kelleher	Army	1944
Dan Beebe	Big 12 Conference	2010-11	Laing Kennedy	Kent St.	2006-10
Karl Benson	Western Athletic Conference	2002-06	Floyd Kerr	Southern U. Vanderbilt	2002-05 1987-91
Mike Bobinski	Xavier	2009-13	Roy Kramer	Southeastern Conference	1992
McKinley Boston	Minnesota	1995-99	Jack Kvancz	George Washington	1999-2003
Bob Bowlsby	Iowa	2001-05	Jonathan LeCrone	Horizon League	2004-08
Hoyt Brawner	Denver	1966-71	H.B. Lee	Kansas St.	1961-69
Paul Brechler	Western Athletic Conference	1968	Craig Littlepage	Virginia	2003-07
Bob Brown	West Virginia	1958-62	Jim Livengood	Arizona	2000-04
Vic Bubas	Sun Belt Conference	1980-85	Dutch Lonborg	Northwestern Kansas	1947-50 1951-60
John Bunn	Stanford	1940	Judy MacLeod	Conference USA	2013-present
Asa Bushnell	Eastern College Athletic Conference	1949-53	Dave Maggard	California	1990-91
Tom Butters	Duke	1989-94	Ernest McCoy	Penn St. Metro Conference	1960-65 1993-95
Ben Carnevale	Navy New York U. William & Mary	1965-66 1967-70 1981	Ralph McFillen	UCLA	1969-74
Ernest Casale	James Madison Temple	1982-83 1971-76	Stan Morrison	UC Riverside	2007-11
Willis Casey	North Carolina St.	1975-80	Bernard Muir	Stanford	2015-present
Joe Castiglione	Oklahoma	2012-present	Gerald Myers	Texas Tech	2004-05
W.S. Chandler	Marquette	1940	Pete Newell	California	1963-68
John Conboy	La Salle	1977	C.M. Newton	Kentucky	1993-99
Janet Cone	UNC Asheville	2015-present	Albert Nixon	New York U. Chicago	1947-48 1942
Gene Corrigan	Notre Dame	1982-87	Nels Nordgen	George Mason	2005-09
Jake Crouthamel	Syracuse	1991-96	Tom O'Connor	Ohio St.	1940-46
Gary Cunningham	Fresno St.	1989-94	Harold Olsen	SMU	2011-12
Rudy Davalos	Houston New Mexico	1992 1995-99	Steve Orsini	Big Seven	1948-57
Everett Dean	Stanford	1947-50	Reaves Peters	Utah	1953
Jim Delany	Ohio Valley Conference Big Ten Conference	1986-89 1990-91	Vadal Peterson	SMU	1980-81
Cedric Dempsey	Arizona	1984-89	Russ Potts	Creighton	2014-present
DeLoss Dodds	Texas	1993-97	Bruce Rasmussen	North Carolina St.	2000
Wayne Duke	Big Ten Conference	1976-81	Les Robinson	Citadel	2001-04
Joel Eaves	Georgia	1970-74	Peter Roby	Northeastern	2013-present
Hec Edmundson	Washington	1941-46	Judy Rose	Charlotte	2000-04
George Edwards	Missouri	1941-50	James St. Clair	SMU	1941-45
Doug Elgin	Missouri Valley Conference	1999-2002	H.H. Salmon	New York businessman	1940
Bump Elliott	Iowa	1989-91	Fred Schaus	West Virginia	1985-90
Arnie Ferrin	Utah	1983-88	Dick Schultz	Virginia	1984-87
Waldo Fisher	Northwestern	1962-67	Tom Scott	Davidson	1967-75
Lee Fowler	Middle Tenn. North Carolina St.	1998-2000 2001-02	Everett Shelton	Wyoming	1954-58
Bob Frederick	Kansas	1992-96	Bernie Shively	Kentucky	1959-66
Kenneth Free	Mid-Eastern Athletic Conference	1988-92	Dick Shrider	Miami (OH)	1982-87
Tom Frericks	Dayton	1988-92	Michael Slive	Southeastern Conference	2005-09
Doug Fullerton	Big Sky Conference	2010-14	Gene Smith	Iowa St. Ohio St.	2000 2007-11
Dave Gavitt	Providence Big East Conference	1980-82 1983-84	Wilbur Smith	Tulane	1942
Andy Geiger	Penn Stanford	1978 1979-83	Neale Stoner	Illinois	1988
B.T. Grover	Ohio	1941	Fred Taylor	Ohio St.	1968-73
Dan Guerrero	UCLA	2006-10	Craig Thompson	Sun Belt Conference	1996-98
Wiles Hallock	Western Athletic Conference Pac-12 Conference	1969-71 1972-75	Mike Tranghese	Mountain West Conference Big East Conference	1999-2000 1997-2001
Charles Harris	Arizona St. Mid-Eastern Athletic Conference	1992-96 1997-98	Forrest Twogood	Southern California	1960-64
Dave Hart	Missouri	1981-86	Robert Vowels	Southwestern Athletic Conference	2006
Jeff Hathaway	UConn	2008-11	Gary Walters	Princeton	2003-07
Lynn Hickey	Big East Conference	2012	Stan Watts	BYU	1974-77
Ed Hickox	UTSA	2008-12	Kevin Weiberg	Big 12 Conference	2001-03
Chris Hill	Springfield Utah	1945-46 2005-09	Ron Wellman	Wake Forest	2010-2014
			Carroll Williams	Santa Clara	1997-2001
			Frank Windegger	TCU	1982-88
			Jamie Zaninovich	West Coast Conference	2012-14



The Early Rounds

Opening Round Records.....	2
First-, Second- and Third-Round Game Records.....	3
Regional Game Records.....	5
Sweet 16 Records.....	8
Elite 8 Records.....	8
All-Regional Teams.....	10



Opening Round Records

Single Game, Individual

POINTS

- 38, Kevin Mullin, Princeton vs. San Diego, 3-13-1984
- 38, Aaric Murray, Texas Southern vs. Cal Poly, 3-19-2014
- 31, Prosper Karangwa, Siena vs. Alcorn, 3-12-2002
- 29, Clif Brown, Niagara vs. Florida A&M, 3-13-2007
- 29, Rawle Marshall, Oakland vs. Alabama A&M, 3-15-2005

FIELD GOALS

- 14, Aaric Murray, Texas Southern vs. Cal Poly, 3-19-2014
- 13, Robert Brown, LIU Brooklyn vs. Northeastern, 3-13-1984
- 12, Kevin Mullin, Princeton vs. San Diego, 3-13-1984
- 12, Prosper Karangwa, Siena vs. Alcorn, 3-12-2002
- 11, John Newman, Richmond vs. Rider, 3-13-1984
- 11, Kelvin Johnson, Richmond vs. Rider, 3-13-1984

FIELD GOALS ATTEMPTED

- 25, Robert Brown, LIU Brooklyn vs. Northeastern, 3-13-1984
- 24, Mike Alexander, Boston U. vs. La Salle, 3-15-1983
- 24, Eric Hightower, Ga. Southern vs. Robert Morris, 3-15-1983
- 23, Andre Smith, UNC Asheville vs. Texas Southern, 3-18-2003
- 23, Aaric Murray, Texas Southern vs. Cal Poly, 3-19-2014

FIELD-GOAL PERCENTAGE

(Minimum 10 FGM)

- 83.3% (10-12), Eddie Childress, Morehead St. vs. N.C. A&T, 3-13-1984
- 80.0% (12-15), Kevin Mullin, Princeton vs. San Diego, 3-13-1984
- 78.6% (11-14), Kelvin Johnson, Richmond vs. Rider, 3-13-1984
- 75.0% (12-16), Prosper Karangwa, Siena vs. Alcorn, 3-12-2002
- 57.9% (11-19), John Newman, Richmond vs. Rider, 3-13-1984

THREE-POINT FIELD GOALS

- 7, Will Miller, Mt. St. Mary's vs. Albany (NY), 3-18-14
- 6, Chris Kenny, Monmouth vs. Hampton, 3-14-2006
- 6, Clif Brown, Niagara vs. Florida A&M, 3-13-2007
- 5, Ra'Kim Hollis, Texas Southern vs. UNC Asheville, 3-18-2003
- 5, Terrence Woods, Florida A&M vs. Lehigh, 3-16-2004
- 5, Obie Trotter, Alabama A&M vs. Oakland, 3-15-2005

THREE-POINT FIELD GOALS ATTEMPTED

- 14, Ra'Kim Hollis, Texas Southern vs. UNC Asheville, 3-18-2003
- 12, Will Miller, Mt. St. Mary's vs. Albany (NY), 3-18-14
- 11, Clif Brown, Niagara vs. Florida A&M, 3-13-2007
- 10, Terrence Woods, Florida A&M vs. Lehigh, 3-16-2004
- 10, Obie Trotter, Alabama A&M vs. Oakland, 3-15-2005
- 10, Rashad Whack, Mt. St. Mary's vs. Albany (NY), 3-18-2014

THREE-POINT FIELD-GOAL PERCENTAGE

(Minimum 5 3FGM)

- 66.7% (6-9), Chris Kenny, Monmouth vs. Hampton, 3-14-2006
- 58.3% (7-12), Will Miller, Mt. St. Mary's vs. Albany (NY), 3-18-14
- 54.5% (6-11), Clif Brown, Niagara vs. Florida A&M, 3-13-2007
- 50.0% (5-10), Terrence Woods, Florida A&M vs. Lehigh, 3-16-2004
- 50.0% (5-10), Obie Trotter, Alabama A&M vs. Oakland, 3-15-2005

FREE THROWS MADE

- 14, Kevin Mullin, Princeton vs. San Diego, 3-13-1984
- 10, Andre Smith, UNC Asheville vs. Texas Southern, 3-18-2003
- 9, Jeremy Goode, Mt. St. Mary's vs. Coppin St., 3-18-2008
- 8, Eddie Archie, Alcorn vs. Houston Baptist, 3-13-1984

- 8, Marcus Stewart, Winthrop vs. Northwestern St., 3-13-2001

- 8, Marcus Fleming, Alcorn vs. Siena, 3-12-2002
- 8, Rawle Marshall, Oakland vs. Alabama A&M, 3-15-2005
- 8, Kenneth Faried, Morehead St. vs. Alabama St., 3-17-2009
- 8, Jarnell Stokes, Tennessee vs. Iowa, 3-19-2014

FREE THROWS ATTEMPTED

- 16, Kevin Mullin, Princeton vs. San Diego, 3-13-1984
- 14, Andre Smith, UNC Asheville vs. Texas Southern, 3-18-2003
- 13, Marcus Fleming, Alcorn vs. Siena, 3-12-2002
- 13, Allen Lovett, Texas Southern vs. UNC Asheville, 3-18-2003
- 12, Anicek Lavodrame, Houston Baptist vs. Alcorn, 3-13-1984

FREE-THROW PERCENTAGE (Minimum 12 FTM)

- 87.5% (14-16), Kevin Mullin, Princeton vs. San Diego, 3-13-1984

REBOUNDS

- 21, Kenneth Faried, Morehead St. vs. Alabama St., 3-17-2009
- 17, Marcus Fleming, Alcorn vs. Siena, 3-12-2002
- 15, Kelly Beidler, Mt. St. Mary's vs. Coppin St., 3-18-2008
- 14, Mark Halsel, Northeastern vs. LIU Brooklyn, 3-13-1984
- 14, Allen Lovett, Texas Southern vs. UNC Asheville, 3-18-2003

ASSISTS

- 9, Greg Beckwith, Richmond vs. Rider, 3-13-1984
- 9, Tyler Azzarelli, Monmouth vs. Hampton, 3-14-2006
- 8, Fred Lee, Rider vs. Richmond, 3-13-1984
- 8, Jeff Fultz, Morehead St. vs. N.C. A&T, 3-13-1984
- 8, Tyler Lewis, North Carolina St. vs. Xavier, 3-18-2014

BLOCKED SHOTS

- 9, D'or Fischer, Northwestern St. vs. Winthrop, 3-13-2001
- 5, John Bunch, Monmouth vs. Hampton, 3-14-2006
- 4, Robert Pressey, Coppin St. vs. Mt. St. Mary's, 3-18-2008
- 4, Lebaron Weathers, Ark.-Pine Bluff vs. Winthrop, 3-16-2010
- 4, Jordan Vandenberg, North Carolina St. vs. Xavier, 3-18-2014

STEALS

- 3, Jason Cable, Alcorn vs. Siena, 3-12-2002
- 3, Marquel Timmons, Texas Southern vs. UNC Asheville, 3-18-2003
- 3, Austen Rowland, Lehigh vs. Florida A&M, 3-16-2004
- 3, Demarcus Wilkins, Florida A&M vs. Lehigh, 3-16-2004
- 3, Obie Trotter, Alabama A&M vs. Oakland, 3-15-2005
- 3, Rick Ricketts, Alabama A&M vs. Oakland, 3-15-2005
- 3, Brian Greene, Florida A&M vs. Niagara, 3-13-2007
- 3, Sam Atupem, Mt. St. Mary's vs. Coppin St., 3-18-2008
- 3, T.J. Warren, North Carolina St. vs. Xavier, 3-18-2014

Single Game, Team

POINTS

- 92, UNC Asheville vs. Texas Southern (84), 3-18-2003
- 90, Northeastern vs. LIU Brooklyn (87), 3-13-1984
- 89, Richmond vs. Rider (65), 3-13-1984

FEWEST POINTS

- 41, N.C. A&T vs. Princeton (53), 3-15-1983
- 43, Alabama St. vs. Morehead St. (58), 3-17-2009
- 44, Winthrop vs. Ark.-Pine Bluff (61), 3-16-2010

WINNING MARGIN

- 24, Richmond (89) vs. Rider (65), 3-13-1984
- 22, Monmouth (71) vs. Hampton (49), 3-14-2006
- 19, Alcorn (79) vs. Houston Baptist (60), 3-13-1984

POINTS SCORED BY LOSING TEAM

- 87, LIU Brooklyn vs. Northeastern (90), 3-13-1984
- 84, Texas Southern vs. UNC Asheville (92), 3-18-2003
- 77, Alcorn vs. Siena (81), 3-12-2002

FIELD GOALS

- 39, LIU Brooklyn vs. Northeastern, 3-13-1984
- 36, Richmond vs. Rider, 3-13-1984
- 32, N.C. A&T vs. Morehead St., 3-13-1984
- 32, UNC Asheville vs. Texas Southern, 3-18-2003

FIELD GOALS ATTEMPTED

- 87, LIU Brooklyn vs. Northeastern, 3-13-1984
- 75, Rider vs. Richmond, 3-13-1984
- 71, La Salle vs. Boston U., 3-15-1983

FIELD-GOAL PERCENTAGE

- 61.5% (32-52), N.C. A&T vs. Morehead St., 3-13-1984
- 60.0% (36-60), Xavier vs. Alcorn, 3-15-1983
- 60.0% (30-50), Richmond vs. Rider, 3-13-1984

LOWEST FIELD-GOAL PERCENTAGE

- 27.1% (19-70), N.C. A&T vs. Princeton, 3-15-1983
- 29.1% (16-55), Winthrop vs. Ark.-Pine Bluff, 3-16-2010
- 29.5% (18-61), Lehigh vs. Florida A&M, 3-16-2004

THREE-POINT FIELD GOALS

- 12, Texas Southern vs. UNC Asheville, 3-18-2003
- 12, Mt. St. Mary's vs. Albany (NY), 3-18-2014
- 11, Winthrop vs. Northwestern St., 3-13-2001
- 11, UNC Asheville vs. Texas Southern, 3-18-2003

THREE-POINT FIELD GOALS ATTEMPTED

- 37, Mt. St. Mary's vs. Albany (NY), 3-18-2014
- 31, Texas Southern vs. UNC Asheville, 3-18-2003
- 30, Lehigh vs. Florida A&M, 3-16-2004
- 29, UNC Asheville vs. Texas Southern, 3-18-2003

THREE-POINT FIELD-GOAL PERCENTAGE

(Minimum 7 3FGM)

- 55.0% (11-20), Winthrop vs. Northwestern St., 3-13-2001
- 47.4% (9-19), Northwestern St. vs. Winthrop, 3-13-2001
- 46.7% (7-15), Oakland vs. Alabama A&M, 3-15-2005

FREE THROWS MADE

- 28, Northeastern vs. LIU Brooklyn, 3-13-1984
- 27, Princeton vs. San Diego, 3-13-1984
- 26, Mt. St. Mary's vs. Coppin St., 3-18-2008

FREE THROWS ATTEMPTED

- 36, Alcorn vs. Xavier, 3-15-1983
- 36, Northeastern vs. LIU Brooklyn, 3-13-1984
- 34, Alcorn vs. Houston Baptist, 3-13-1984
- 34, Richmond vs. Rider, 3-13-1984

FREE-THROW PERCENTAGE

(Minimum 15 FTM)

- 87.1% (27-31), Princeton vs. San Diego, 3-13-1984
- 81.3% (26-32), Mt. St. Mary's vs. Coppin St., 3-18-2008
- 83.3% (25-30), Tennessee vs. Iowa, 3-19-2014
- 77.8% (28-36), Northeastern vs. LIU Brooklyn, 3-13-1984

REBOUNDS

- 51, La Salle vs. Boston U., 3-15-1983
- 50, Morehead St. vs. Alabama St., 3-17-2009
- 46, Boston U. vs. La Salle, 3-15-1983

REBOUND MARGIN

- 23, Morehead St. (50) vs. Alabama St. (27), 3-17-2009
- 19, Albany St. (NY) [42] vs. Mt. St. Mary's [23], 3-18-2014
- 14, N.C. A&T (39) vs. Princeton (25), 3-15-1983
- 14, Oakland (43) vs. Alabama A&M (29), 3-15-2005

ASSISTS

- 27, Richmond vs. Rider, 3-13-1984
- 21, Monmouth vs. Hampton, 3-14-2006
- 20, LIU Brooklyn vs. Northeastern, 3-13-1984

BLOCKED SHOTS

- 10, Northwestern St. vs. Winthrop, 3-13-2001
- 10, Monmouth vs. Hampton, 3-14-2006
- 9, North Carolina St. vs. Iowa, 3-18-2014
- 7, Ark.-Pine Bluff vs. Winthrop, 3-16-2010

STEALS

- 8, Florida A&M vs. Lehigh, 3-16-2004
- 7, Alcorn vs. Siena, 3-12-2002
- 7, Lehigh vs. Florida A&M, 3-16-2004
- 7, Mt. St. Mary's vs. Coppin St., 3-18-2008
- 7, Alabama St. vs. Morehead St., 3-17-2009

PERSONAL FOULS

- 33, Rider vs. Richmond, 3-13-1984
 28, Iowa vs. Tennessee, 3-19-2014
 27, Houston Baptist vs. Alcorn, 3-13-1984
 26, Xavier vs. Alcorn, 3-15-1983
 26, Boston U. vs. La Salle, 3-15-1983
 26, San Diego vs. Princeton, 3-13-1984
 26, Florida A&M vs. Niagara, 3-13-2007

PLAYERS DISQUALIFIED

- 4, LIU Brooklyn vs. Northeastern, 3-13-1984
 2, five tied (most recent: Coppin St. vs. Mt. St. Mary's, 3-18-2008)

Single Game, Two-Team**POINTS**

- 177, Northeastern (90) vs. LIU Brooklyn (87), 3-13-1984
 176, UNC Asheville (92) vs. Texas Southern (84), 3-18-2003
 158, Siena (81) vs. Alcorn (77), 3-12-2002

FEWEST POINTS

- 94, Princeton (53) vs. N.C. A&T (41), 3-15-1983
 101, Morehead St. (58) vs. Alabama St. (43), 3-17-2009
 105, Ark.-Pine Bluff (61) vs. Winthrop (44), 3-16-2010

FIELD GOALS MADE

- 70, LIU Brooklyn (39) vs. Northeastern (31), 3-13-1984
 65, Richmond (36) vs. Rider (29), 3-13-1984
 61, N.C. A&T (32) vs. Morehead St. (29), 3-13-1984
 61, UNC Asheville (32) vs. Texas Southern (29), 3-18-2003

FIELD GOALS ATTEMPTED

- 141, La Salle (71) vs. Boston U. (70), 3-15-1983
 141, LIU Brooklyn (87) vs. Northeastern (54), 3-13-1984
 136, UNC Asheville (69) vs. Texas Southern (67), 3-18-2003

THREE-POINT FIELD GOALS

- 23, Texas Southern (12) vs. UNC Asheville (11), 3-18-2003
 20, Winthrop (11) vs. Northwestern St. (9), 3-13-2001
 17, Alabama A&M (10) vs. Oakland (7), 3-15-2005

THREE-POINT FIELD GOALS ATTEMPTED

- 60, Texas Southern (31) vs. UNC Asheville (29), 3-18-2003
 50, Lehigh (30) vs. Florida A&M (20), 3-16-2004
 44, Niagara (27) vs. Florida A&M (17), 3-13-2007

FREE THROWS MADE

- 40, Alcorn (25) vs. Xavier (15), 3-15-1983
 39, Alcorn (25) vs. Houston Baptist (14), 3-13-1984
 38, Tennessee (25) vs. Iowa (13), 3-19-2014
 37, Northeastern (28) vs. LIU Brooklyn (9), 3-13-1984

FREE THROWS ATTEMPTED

- 59, Alcorn (36) vs. Xavier (23), 3-15-1983
 57, Alcorn (34) vs. Houston Baptist (23), 3-13-1984
 57, Texas Southern (31) vs. UNC Asheville (26), 3-18-2003

REBOUNDS

- 97, La Salle (51) vs. Boston U. (46), 3-15-1983
 89, Texas Southern (45) vs. UNC Asheville (44), 3-18-2003
 86, Florida A&M (44) vs. Lehigh (42), 3-16-2004

ASSISTS

- 44, Richmond (27) vs. Rider (17), 3-13-1984
 38, LIU Brooklyn (20) vs. Northeastern (18), 3-13-1984
 33, UNC Asheville (17) vs. Texas Southern (16), 3-18-2003

BLOCKED SHOTS

- 14, Monmouth (10) vs. Hampton (4), 3-14-2006
 13, Northwestern St. (10) vs. Winthrop (3), 3-13-2001
 12, Ark.-Pine Bluff (7) vs. Winthrop (5), 3-16-2010

STEALS

- 15, Florida A&M (8) vs. Lehigh (7), 3-16-2004
 13, Alabama St. (7) vs. Morehead St. (6), 3-17-2009
 12, Alcorn (7) vs. Siena (5), 3-12-2002

PERSONAL FOULS

- 50, Rider (33) vs. Richmond (17), 3-13-1984
 47, Xavier (26) vs. Alcorn (21), 3-15-1983
 47, Boston U. (26) vs. La Salle (21), 3-15-1983

PLAYERS DISQUALIFIED

- 4, LIU Brooklyn (4) vs. Northeastern (0), 3-13-1984
 3, Xavier (2) vs. Alcorn (1), 3-15-1983
 3, La Salle (2) vs. Boston U. (1), 3-15-1983

First-, Second- and Third-Round Game Records

A third-round game is indicated by (3d R), a second-round game by (2d R), a first-round game by (1st R), and a record later vacated by (*). The format that included a third round began in 2011.

Individual Records**POINTS**

- 61, Austin Carr, Notre Dame vs. Ohio, 1st R, 3-7-1970
 52, Austin Carr, Notre Dame vs. TCU, 1st R, 3-13-1971
 50, David Robinson, Navy vs. Michigan, 1st R, 3-12-1987
 49, Elvin Hayes, Houston vs. Loyola Chicago, 1st R, 3-9-1968
 45, Bo Kimble, Loyola Marymount vs. New Mexico St., 1st R, 3-16-1990

FIELD GOALS

- 25, Austin Carr, Notre Dame vs. Ohio, 1st R, 3-7-1970
 22, David Robinson, Navy vs. Michigan, 1st R, 3-12-1987
 20, Elvin Hayes, Houston vs. Loyola Chicago, 1st R, 3-9-1968
 20, Austin Carr, Notre Dame vs. TCU, 1st R, 3-13-1971
 18, Wally Szczerbiak, Miami (OH) vs. Washington, 1st R, 3-12-1999

FIELD GOALS ATTEMPTED

- 44, Austin Carr, Notre Dame vs. Ohio, 1st R, 3-7-1970
 37, David Robinson, Navy vs. Michigan, 1st R, 3-12-1987
 37, Charles Jones, LIU Brooklyn vs. Villanova, 1st R, 3-13-1997
 36, Popeye Jones, Murray St. vs. Michigan St., 1st R, 3-15-1990 (ot)
 35, Rich Laurel, Hofstra vs. Notre Dame, 1st R, 3-12-1977
 35, Bo Kimble, Loyola Marymount vs. New Mexico St., 1st R, 3-16-1990

FIELD-GOAL PERCENTAGE (Minimum 10 FGM)

- 100% (11-11), Kenny Walker, Kentucky vs. Western Ky., 2d R, 3-16-1986

- 100% (10-10), Taj Gibson, Southern California vs. Boston College, 1st R, 3-20-2009
 92.3% (12-13), Quadre Lollis, Montana St. vs. Syracuse, 1st R, 3-14-1996
 91.7% (11-12), Kenny Gregory, Kansas vs. DePaul, 1st R, 3-17-2000
 91.7% (11-12), Blake Griffin, Oklahoma vs. Morgan St., 1st R, 3-19-2009

THREE-POINT FIELD GOALS

- 11, Jeff Fryer, Loyola Marymount vs. Michigan, 2d R, 3-18-1990
 10, Robert Sallie, Memphis vs. Cal St. Northridge, 1st R, 3-19-2009
 9, Garde Thompson, Michigan vs. Navy, 1st R, 3-12-1987
 9, Johnny Miller, Temple vs. Cincinnati, 1st R, 3-16-1995
 9, Johnny Hemsley, Miami (FL) vs. Lafayette, 1st R, 3-12-1999
 9, Ricky Paulding, Missouri vs. Marquette, 2d R, 3-22-2003 (ot)
 9, Gerry McNamara, Syracuse vs. BYU, 1st R, 3-18-2004
 9, Brady Heslip, Baylor vs. Colorado, 3d R, 3-17-2012

THREE-POINT FIELD GOALS ATTEMPTED

- 22, Jeff Fryer, Loyola Marymount vs. Arkansas, 1st R, 3-16-1989
 20, Chris Walker, Villanova vs. LSU, 1st R, 3-15-1990
 19, Gerald Paddio, UNLV vs. Iowa, 2d R, 3-20-1988
 19, Phillip Allen, N.C. A&T vs. Arkansas, 1st R, 3-18-1994
 18, Bobby Hurley, Duke vs. California, 2d R, 3-20-1993
 18, Jeff Boschee, Kansas vs. Kentucky, 2d R, 3-14-1999
 18, Chris Lofton, Tennessee vs. Wichita St., 2d R, 3-18-2006

THREE-POINT FIELD-GOAL PERCENTAGE (Minimum 5 3FGM)

- 100% (8-8), John Goldsberry, UNC Wilmington vs. Maryland, 1st R, 3-21-2003
 100% (7-7), Sam Cassell, Florida St. vs. Tulane, 2d R, 3-20-1993
 100% (7-7), David Lighty, Ohio St. vs. George Mason, 3d R, 3-20-2011
 100% (6-6), Mike Buck, Middle Tenn. vs. Florida St., 1st R, 3-16-1989

- 100% (6-6), Migjen Bakalli, North Carolina St. vs. Southern Miss., 1st R, 3-14-1991

- 100% (6-6), Rex Walters, Kansas vs. Ball St., 1st R, 3-18-1993
 100% (6-6), Tay Fisher, Siena vs. Vanderbilt, 1st R, 3-21-2008

FREE THROWS

- 23, Travis Mays, Texas vs. Georgia, 1st R, 3-17-1990
 21, David Robinson, Navy vs. Syracuse, 2d R, 3-16-1986
 19, Tom Hammonds, Georgia Tech vs. Iowa St., 1st R, 3-18-1988
 18, Jon Rose, UConn vs. Boston U., 1st R, 3-10-1959
 18, Jared Dudley, Boston College vs. Milwaukee, 2d R, 3-19-2005

FREE THROWS ATTEMPTED

- 27, David Robinson, Navy vs. Syracuse, 2d R, 3-16-1986
 27, Travis Mays, Texas vs. Georgia, 1st R, 3-17-1990
 22, Ronny Turiaf, Gonzaga vs. Cincinnati, 1st R, 3-20-2003
 21, six tied (most recent: Jared Dudley, Boston College vs. Milwaukee, 2d R, 3-19-2005)

FREE-THROW PERCENTAGE (Minimum 13 FTM)

- 100% (17-17), Adreian Payne, Michigan St. vs. Delaware, 3-20-2014
 100% (16-16), Bill Bradley, Princeton vs. Saint Joseph's, 1st R, 3-11-1963
 100% (16-16), Fennis Dembo, Wyoming vs. UCLA, 2d R, 3-14-1987
 100% (15-15), Austin Croshere, Providence vs. Marquette, 1st R, 3-14-1997
 100% (14-14), Kemba Walker, UConn vs. Cincinnati, 3d R, 3-19-2011
 100% (13-13), Al Gooden, Ball St. vs. Boston College, 1st R, 3-13-1981
 100% (13-13), J'Covan Brown, Texas vs. Arizona, 3d R, 3-20-2011

REBOUNDS

- 29, Toby Kimball, UConn vs. Saint Joseph's, 1st R, 3-8-1965
 27, Paul Silas, Creighton vs. Oklahoma City, 1st R, 3-9-1964
 27, Elvin Hayes, Houston vs. Loyola Chicago, 1st R, 3-9-1968
 24, Paul Silas, Creighton vs. Memphis, 1st R, 3-12-1962

24, Eddie Jackson, Oklahoma City vs. Creighton, 1st R, 3-9-1964

REBOUNDS SINCE 1973

22, Tim Duncan, Wake Forest vs. St. Mary's (CA), 1st R, 3-14-1997
 22, Luke Harangody, Notre Dame vs. Washington St., 2d R, 3-22-2008
 21, Leon Douglas, Alabama vs. Arizona St., 1st R, 3-15-1975
 21, Loy Vaught, Michigan vs. Illinois St., 1st R, 3-16-1990
 21, Joe Smith, Maryland vs. Texas, 2d R, 3-18-1995

ASSISTS

16, Earl Watson, UCLA vs. Maryland, 2d R, 3-18-2000
 16, Mitch Johnson, Stanford vs. Marquette, 2d R, 3-22-2008
 15, Kenny Patterson, DePaul vs. Syracuse, 1st R, 3-15-1985
 15, Keith Smart, Indiana vs. Auburn, 2d R, 3-14-1987
 15, Pepe Sanchez, Temple vs. Lafayette, 1st R, 3-17-2000
 15, Aaron Craft, Ohio St. vs. George Mason, 3d R, 3-20-2011

*Record later vacated

16, *Sam Crawford, New Mexico St. vs. Nebraska, 1st R, 3-19-1993

BLOCKED SHOTS

11, Shaquille O'Neal, LSU vs. BYU, 1st R, 3-19-1992
 10, Shawn Bradley, BYU vs. Virginia, 1st R, 3-14-1991
 10, Cole Aldrich, Kansas vs. Dayton, 2d R, 3-22-2009
 8, 10 tied [most recent: D.J. Stephens, Memphis vs. St. Mary's (CA), 2d R, 3-21-2013]

STEALS

8, Darrell Hawkins, Arkansas vs. Holy Cross, 1st R, 3-18-1993
 8, Grant Hill, Duke vs. California, 2d R, 3-20-1993
 8, Duane Clemens, Ball St. vs. UCLA, 1st R, 3-16-2000
 8, Russ Smith, Louisville vs. N.C. A&T, 2d R, 3-21-2013
 7, 11 tied (most recent: Brent Arrington, Mississippi Val. vs. Western Ky., 1st R, 3-13-2012)

Team Records

POINTS

149, Loyola Marymount vs. Michigan (115), 2d R, 3-18-1990
 124, Oklahoma vs. Louisiana Tech (81), 2d R, 3-18-1989
 123, North Carolina vs. Loyola Marymount (97), 2d R, 3-19-1988
 121, UNLV vs. San Francisco (95), 1st R, 3-12-1977
 121, Tennessee vs. Long Beach St. (86), 1st R, 3-16-2007

FEWEST POINTS

29, Mississippi Val. vs. UCLA (70), 1st R, 3-20-2008
 32, Wisconsin vs. Missouri St. (43), 1st R, 3-12-1999
 34, Montana vs. Syracuse (81), 2d R, 3-21-2013
 35, Alabama St. vs. Michigan St. (69), 1st R, 3-16-2001
 35, American vs. Wisconsin (75), 2d R, 3-20-2014

WINNING MARGIN

69, Loyola Chicago (111) vs. Tennessee Tech (42), 1st R, 3-11-1963
 58, Kansas (110) vs. Prairie View (52), 1st R, 3-13-1998
 56, UConn (103) vs. Chattanooga (47), 1st R, 3-19-2009
 49, Syracuse (101) vs. Brown (52), 1st R, 3-14-1986
 47, DePaul (99) vs. Eastern Ky. (52), 1st R, 3-9-1965
 47, Duke (84) vs. Winthrop (37), 1st R, 3-14-2002
 47, Syracuse (81) vs. Montana (34), 2d R, 3-21-2013

POINTS BY LOSING TEAM

115, Wyoming vs. Loyola Marymount (119), 1st R, 3-17-1988
 115, Michigan vs. Loyola Marymount (149), 2d R, 3-18-1990
 105, Wake Forest vs. West Virginia (111), 2d R, 3-19-2005 (ot)
 102, UCLA vs. Tulsa (112), 1st R, 3-18-1994
 101, Marshall vs. La.-Lafayette (112), 1st R, 3-11-1972
 101, Loyola Marymount vs. Arkansas (120), 1st R, 3-16-1989

101, Cincinnati vs. UCLA (105), 2d R, 3-17-2002 (2 ot)

FIELD GOALS

50, Notre Dame vs. Austin Peay, 1st R, 3-9-1974
 49, UNLV vs. San Francisco, 1st R, 3-12-1977
 49, North Carolina vs. Loyola Marymount, 2d R, 3-19-1988
 49, Loyola Marymount vs. Michigan, 2d R, 3-18-1990
 48, Oklahoma vs. Louisiana Tech, 2d R, 3-18-1989

FIELD GOALS ATTEMPTED

112, Marshall vs. La.-Lafayette, 1st R, 3-11-1972
 103, Loyola Marymount vs. North Carolina, 2d R, 3-19-1988
 98, Loyola Marymount vs. Arkansas, 1st R, 3-16-1989
 98, Oklahoma vs. Louisiana Tech, 2d R, 3-18-1989

FIELD-GOAL PERCENTAGE

80.0% (28-35), Oklahoma St. vs. Tulane, 2d R, 3-22-1992
 79.0% (49-62), North Carolina vs. Loyola Marymount, 2d R, 3-19-1988
 75.0% (33-44), Northeastern vs. VCU, 1st R, 3-16-1984
 73.2% (30-41), North Carolina St. vs. UTEP, 2d R, 3-17-1985
 71.4% (30-42), Villanova vs. Marshall, 1st R, 3-16-1984
 71.4% (25-35), Georgetown vs. Notre Dame, 2nd R, 3-19-1989

*Record later vacated

72.7% (40-55), *Alabama vs. New Orleans, 2d R, 3-14-1987

LOWEST FIELD-GOAL PERCENTAGE

19.7% (13-66), Mississippi Val. vs. UCLA, 1st R, 3-20-2008
 20.4% (11-54), Montana vs. Syracuse, 2d R, 3-21-2013
 20.7% (12-58), Cal Poly vs. Wichita St., 2d R, 3-21-2014
 22.0% (18-82), Tennessee Tech vs. Loyola Chicago, 1st R, 3-11-1963
 22.2% (16-72), Dayton vs. Kansas, 2d R, 3-22-2009

THREE-POINT FIELD GOALS

21, Loyola Marymount vs. Michigan, 2d R, 3-18-1990
 18, Duke vs. Monmouth, 1st R, 3-15-2001
 16, Georgia Tech vs. Boston College, 2d R, 3-17-1996
 16, UC Santa Barbara vs. Arizona, 1st R, 3-14-2002
 16, Indiana vs. Gonzaga, 2d R, 3-18-2006
 16, Drake vs. Western Ky., 1st R, 3-21-2008 (ot)
 16, Ohio St. vs. George Mason, 3d R, 3-20-2011

THREE-POINT FIELD GOALS ATTEMPTED

43, Saint Joseph's vs. Boston College, 2d R, 3-15-1997 (ot)
 42, LIU Brooklyn vs. Villanova, 1st R, 3-13-1997
 42, Drake vs. Western Ky., 1st R, 3-21-2008 (ot)
 40, Loyola Marymount vs. Michigan, 2d R, 3-18-1990
 39, Loyola Marymount vs. North Carolina, 2d R, 3-19-1988
 39, Loyola Marymount vs. Arkansas, 1st R, 3-16-1989
 39, Saint Louis vs. Wake Forest, 2d R, 3-18-1995

THREE-POINT FIELD-GOAL PERCENTAGE

(Minimum Seven 3FGM)
 88.9% (8-9), Kansas St. vs. Georgia, 1st R, 3-12-1987 (ot)
 80.0% (8-10), Maryland vs. Massachusetts, 2d R, 3-19-1994
 77.8% (7-9), Colorado vs. Indiana, 1st R, 3-13-1997
 76.9% (10-13), Kansas St. vs. DePaul, 2d R, 3-19-1988
 73.7% (14-19), Duke vs. Southern Ill., 1st R, 3-18-1993

*Record later vacated

81.8% (9-11), *Alabama vs. N.C. A&T, 1st R, 3-13-1987

FREE THROWS

41, Navy vs. Syracuse, 2d R, 3-16-1986
 39, UTEP vs. Tulsa, 1st R, 3-15-1985
 38, Baylor vs. Nebraska, 2d R, 3-21-2014
 37, Morehead St. vs. Pittsburgh, 1st R, 3-11-1957
 37, Xavier vs. Kansas St., 1st R, 3-16-1990

FREE THROWS ATTEMPTED

55, UTEP vs. Tulsa, 1st R, 3-15-1985
 54, Morehead St. vs. Pittsburgh, 1st R, 3-11-1957
 52, Weber St. vs. Hawaii, 1st R, 3-11-1972
 52, Navy vs. Syracuse, 2d R, 3-16-1986
 50, Notre Dame vs. Kansas, 1st R, 3-15-1975

FREE-THROW PERCENTAGE (Minimum 15 FTM)

100% (18-18), Kentucky vs. Utah, 2d R, 3-23-2003
 100% (17-17), Dayton vs. Villanova, 1st R, 3-15-1985
 96.2% (25-26), Texas vs. New Mexico St., 1st R, 3-16-2007
 96.0% (24-25), Georgia Tech vs. Oklahoma St., 1st R, 3-19-2010
 95.8% (23-24), Oklahoma St. vs. Loyola (LA), 1st R, 3-11-1958

REBOUNDS

86, Notre Dame vs. Tennessee Tech, 1st R, 3-11-1958
 70, Western Ky. vs. Miami (FL), 1st R, 3-8-1960
 68, Utah vs. Southern California, 1st R, 3-7-1960
 68, Marshall vs. La.-Lafayette, 1st R, 3-11-1972
 66, Loyola Chicago vs. Tennessee Tech, 1st R, 3-11-1963
 66, Arizona St. vs. Loyola Marymount, 1st R, 3-7-1980

REBOUND MARGIN

42, Notre Dame (86) vs. Tennessee Tech (44), 1st R, 3-11-1958
 35, St. John's (NY) (56) vs. UConn (21), 1st R, 3-20-1951
 35, Kansas (64) vs. Prairie View (29), 1st R, 3-13-1998
 34, Kansas (61) vs. Jackson St. (27), 1st R, 3-13-1997
 33, Kansas (56) vs. Syracuse (23), 2d R, 3-18-2001

ASSISTS

36, North Carolina vs. Loyola Marymount, 2d R, 3-19-1988
 35, Kentucky vs. San Jose St., 1st R, 3-14-1996
 33, Loyola Marymount vs. Michigan, 2d R, 3-18-1990
 33, Kansas vs. Chattanooga, 1st R, 3-17-1994
 33, Kentucky vs. Mt. St. Mary's, 1st R, 3-16-1995

BLOCKED SHOTS

13, BYU vs. Virginia, 1st R, 3-14-1991
 13, Kansas vs. Jackson St., 1st R, 3-13-1997
 13, UCLA vs. Mississippi Val., 1st R, 3-20-2008
 13, Wake Forest vs. Cleveland St., 1st R, 3-20-2009
 12, eight tied [most recent: Arizona vs. Weber St., 2nd R, 3-21-2014]

STEALS

20, Louisville vs. N.C. A&T, 2d R, 3-21-2013
 19, Providence vs. Austin Peay, 2d R, 3-14-1987 (ot)
 19, UConn vs. Boston U., 1st R, 3-15-1990
 18, Xavier vs. Kansas, 1st R, 3-18-1988
 18, Arkansas vs. Holy Cross, 1st R, 3-18-1993
 18, Louisville vs. Tulsa, 1st R, 3-15-1996
 18, Mississippi Val. vs. Georgetown, 1st R, 3-15-1996
 18, Penn St. vs. North Carolina, 2d R, 3-18-2001

PERSONAL FOULS

39, Kansas vs. Notre Dame, 1st R, 3-15-1975
 36, North Carolina vs. Texas A&M, 2d R, 3-9-1980
 35, Hawaii vs. Weber St., 1st R, 3-11-1972
 35, DePaul vs. Boston College, 2d R, 3-14-1982
 34, four tied (most recent: Northeastern vs. Purdue, 1st R, 3-13-1987; UTEP vs. Arizona, 1st R, 3-13-1987 [ot])

PLAYERS DISQUALIFIED

6, Kansas vs. Notre Dame, 1st R, 3-15-1975
 5, DePaul vs. Boston College, 2d R, 3-14-1982
 5, Wyoming vs. Loyola Marymount, 1st R, 3-17-1988
 4, 13 tied (most recent: Florida St. vs. Iowa, 1st R, 3-18-1988)

Two-Team Records

POINTS

264, Loyola Marymount (149) vs. Michigan (115), 2d R, 3-18-1990
 234, Loyola Marymount (119) vs. Wyoming (115), 1st R, 3-17-1988
 221, Arkansas (120) vs. Loyola Marymount (101), 1st R, 3-16-1989
 220, North Carolina (123) vs. Loyola Marymount (97), 2d R, 3-19-1988
 216, UNLV (121) vs. San Francisco (95), 1st R, 3-12-1977
 216, West Virginia (111) vs. Wake Forest (105), 2d R, 3-19-2005 (ot)

FEWEST POINTS

- 73, Georgetown (37) vs. SMU (36), 2d R, 3-18-1984
- 75, Missouri St. (43) vs. Wisconsin (32), 1st R, 3-12-1999
- 84, Princeton (43) vs. UCLA (41), 1st R, 3-14-1996
- 87, Kansas (49) vs. Ohio (38), 1st R, 3-14-1985
- 90, Boston College (48) vs. UConn (42), 1st R, 3-11-1967

FIELD GOALS

- 94, Loyola Marymount (49) vs. Michigan (45), 2d R, 3-18-1990
- 89, Wyoming (47) vs. Loyola Marymount (42), 1st R, 3-17-1998
- 85, UNLV (49) vs. San Francisco (36), 1st R, 3-12-1997
- 84, La Salle (42) vs. Villanova (42), 1st R, 3-12-1978
- 82, Notre Dame (46) vs. Ohio (36), 1st R, 3-7-1970
- 82, North Carolina (49) vs. Loyola Marymount (33), 2d R, 3-19-1988
- 82, Arkansas (47) vs. Loyola Marymount (35), 1st R, 3-16-1989

**Record later vacated*

- 84, *La.-Lafayette (42) vs. Marshall (42), 1st R, 3-11-1972

FIELD GOALS ATTEMPTED

- 184, Ohio (94) vs. Notre Dame (90), 1st R, 3-7-1970
- 179, Notre Dame (95) vs. Tennessee Tech (84), 1st R, 3-11-1958
- 179, Loyola Marymount (98) vs. Arkansas (81), 1st R, 3-16-1989
- 177, New Mexico St. (91) vs. Rice (86), 1st R, 3-7-1970
- 175, Oklahoma (98) vs. Louisiana Tech (77), 2nd R, 3-18-1989

**Record later vacated*

- 192, Marshall (112) vs. *La.-Lafayette (80), 1st R, 3-11-1972

THREE-POINT FIELD GOALS

- 30, Drake (16) vs. Western Ky. (14), 1st R, 3-21-2008 (ot)
- 28, Seton Hall (15) vs. Temple (13), 2d R, 3-19-2000 (ot)
- 27, Missouri (15) vs. Marquette (12), 2d R, 3-22-2003 (ot)
- 26, Temple (14) vs. Cincinnati (12), 1st R, 3-16-1995
- 26, UC Santa Barbara (16) vs. Arizona (10), 1st R, 3-14-2002

**Record later vacated*

- 27, Wisconsin (15) vs. *Missouri (12), 2d R, 3-19-1994

THREE-POINT FIELD GOALS ATTEMPTED

- 70, Drake (42) vs. Western Ky. (28), 1st R, 3-21-2008 (ot)
- 66, UCLA (36) vs. Cincinnati (30), 2d R, 3-17-2002 (2 ot)
- 62, Saint Joseph's (43) vs. Boston College (19), 2d R, 3-15-1997 (ot)
- 62, Temple (32) vs. Seton Hall (30), 2d R, 3-19-2000
- 61, Temple (32) vs. Lafayette (29), 1st R, 3-17-2000
- 61, Duke (38) vs. Monmouth (23), 1st R, 3-15-2001

FREE THROWS

- 69, Morehead St. (37) vs. Pittsburgh (32), 1st R, 3-11-1957
- 63, Manhattan (35) vs. West Virginia (28), 1st R, 3-11-1958
- 62, Missouri (34) vs. Miami (FL) (28), 1st R, 3-14-2002
- 60, Purdue (31) vs. Northeastern (29), 1st R, 3-13-1987
- 57, UAB (33) vs. Washington (24), 1st R, 3-19-2004

FREE THROWS ATTEMPTED

- 97, Morehead St. (54) vs. Pittsburgh (43), 1st R, 3-11-1957
- 91, Manhattan (49) vs. West Virginia (42), 1st R, 3-11-1958
- 83, Purdue (45) vs. Northeastern (38), 1st R, 3-13-1987
- 80, Villanova (42) vs. Duke (38), 1st R, 3-8-1955
- 80, Maryland (42) vs. Boston College (38), 1st R, 3-11-1958

REBOUNDS

- 130, Notre Dame (86) vs. Tennessee Tech (44), 1st R, 3-11-1958
- 121, Utah (68) vs. Southern California (53), 1st R, 3-7-1960
- 119, Massachusetts (60) vs. New York U. (59), 1st R, 3-12-1962
- 119, Loyola Marymount (65) vs. Arkansas (54), 1st R, 3-16-1989
- 116, Western Ky. (61) vs. Jacksonville (55), 1st R, 3-13-1971

**Record later vacated*

- 134, Marshall (68) vs. *La.-Lafayette (66), 1st R, 3-11-1972

ASSISTS

- 54, Loyola Marymount (33) vs. Michigan (21), 2d R, 3-18-1990

- 53, North Carolina (36) vs. Loyola Marymount (17), 2d R, 3-19-1988
- 52, Wyoming (29) vs. Loyola Marymount (23), 1st R, 3-17-1988
- 51, Wake Forest (27) vs. Alabama (24), 2d R, 3-17-1991
- 51, Kentucky (35) vs. San Jose St. (16), 1st R, 3-14-1996

**Record later vacated*

- 55, Michigan (30) vs. *Florida (25), 2d R, 3-19-1988

BLOCKED SHOTS

- 18, Iowa (10) vs. Duke (8), 2d R, 3-21-1992
- 18, Kansas (13) vs. Jackson St. (5), 1st R, 3-13-1997
- 18, UCLA (13) vs. Mississippi Val. (5), 1st R, 3-20-2008
- 18, Memphis (11) vs. Mississippi St. (7), 2d R, 3-23-2008
- 18, Kansas (12) vs. Dayton (6), 2d R, 3-22-2009

STEALS

- 28, N.C. A&T (16) vs. Arkansas (12), 1st R, 3-18-1994
- 28, Purdue (16) vs. Delaware (12), 1st R, 3-13-1998
- 28, TCU (16) vs. Florida St. (12), 1st R, 3-13-1998
- 28, Florida (15) vs. Weber St. (13), 2d R, 3-13-1999
- 28, Louisville (20) vs. N.C. A&T (8), 2d R, 3-21-2013

PERSONAL FOULS

- 61, West Virginia (32) vs. Manhattan (29), 1st R, 3-11-1958
- 61, Utah (33) vs. Pepperdine (28), 1st R, 3-19-1979
- 59, Loyola Marymount (33) vs. Arkansas (26), 1st R, 3-16-1989
- 59, Northeastern (34) vs. Purdue (25), 1st R, 3-13-1987
- 58, Kansas (39) vs. Notre Dame (19), 1st R, 3-15-1975
- 58, Tulsa (34) vs. UTEP (24), 1st R, 3-15-1985

THE EARLY ROUNDS

Regional Game Records

A regional final game is indicated by (RF), a regional semifinal game by (RSF), a regional third-place game by (R3d) and a record later vacated by (*).

Individual Records

POINTS

- 56, Oscar Robertson, Cincinnati vs. Arkansas, R3d, 3-15-1958
- 52, Austin Carr, Notre Dame vs. Kentucky, RSF, 3-12-1970
- 47, Austin Carr, Notre Dame vs. Houston, R3d, 3-20-1971
- 46, Dave Corzine, DePaul vs. Louisville, RSF, 3-17-1978 (2 ot)
- 45, Bob Houbregs, Washington vs. Seattle, RSF, 3-13-1953
- 45, Austin Carr, Notre Dame vs. Iowa, R3d, 3-14-1970

FIELD GOALS

- 22, Austin Carr, Notre Dame vs. Kentucky, RSF, 3-12-1970
- 21, Oscar Robertson, Cincinnati vs. Arkansas, R3d, 3-15-1958

- 21, Austin Carr, Notre Dame vs. Iowa, R3d, 3-14-1970
- 20, Bob Houbregs, Washington vs. Seattle, RSF, 3-13-1953
- 19, Oscar Robertson, Cincinnati vs. Kansas, RF, 3-12-1960
- 19, Jeff Mullins, Duke vs. Villanova, RSF, 3-13-1964

FIELD GOALS ATTEMPTED

- 40, Austin Carr, Notre Dame vs. Houston, R3d, 3-20-1971
- 39, Austin Carr, Notre Dame vs. Iowa, R3d, 3-14-1970
- 38, Bob Cousy, Holy Cross vs. North Carolina St., RF, 3-25-1950
- 36, Oscar Robertson, Cincinnati vs. Arkansas, R3d, 3-15-1958

**Record later vacated*

- 42, *Bo Lamar, La.-Lafayette vs. Louisville, RSF, 3-16-1972

FIELD-GOAL PERCENTAGE (Minimum 10 FGM)

- 100% (10-10), Marvin Barnes, Providence vs. Penn, RSF, 3-15-1973
- 100% (10-10), Christian Laettner, Duke vs. Kentucky, RF, 3-28-1992 (ot)
- 92.3% (12-13), Dennis Holman, SMU vs. Cincinnati, R3d, 3-12-1966

- 91.7% (11-12), Pembroke Burrows, Jacksonville vs. Iowa, RSF, 3-12-1970
- 90.9% (10-11), Akeem Olajuwon, Houston vs. Villanova, RF, 3-27-1983
- 90.9% (10-11), Travis Ford, Kentucky vs. Wake Forest, RSF, 3-25-1993
- 90.9% (10-11), Torin Francis, Notre Dame vs. Arizona, RSF, 3-27-2003

THREE-POINT FIELD GOALS

- 8, Glen Rice, Michigan vs. North Carolina, RSF, 3-23-1989
- 8, Bo Kimble, Loyola Marymount vs. UNLV, RF, 3-25-1990
- 8, Cuonzo Martin, Purdue vs. Kansas, RSF, 3-24-1994
- 8, Dedric Willoughby, Iowa St. vs. UCLA, RSF, 3-20-1997
- 8, Taquan Porter, Oregon vs. UNLV, RSF, 3-23-2007

THREE-POINT FIELD GOALS ATTEMPTED

- 18, Darius Lane, Seton Hall vs. Oklahoma St., RSF, 3-24-2000
- 17, Dedric Willoughby, Iowa St. vs. UCLA, RSF, 3-20-1997
- 17, Kirk Hinrich, Kansas vs. Arizona, RF, 3-29-2003
- 17, Taquan Dean, Louisville vs. West Virginia, RF, 3-26-2005 (ot)
- 16, Jeff Fryer, Loyola Marymount vs. UNLV, RF, 3-25-1990

- 16, Darnell Burton, Cincinnati vs. Mississippi St., RF, 3-24-1996
 16, Stephen Curry, Davidson vs. Kansas, RF, 3-30-2008

THREE-POINT FIELD-GOAL PERCENTAGE (Minimum 5 3FGM)

- 100% (6-6), Nik Stauskas, Michigan vs. Florida, RF, 3-31-2013
 100% (5-5), William Scott, Kansas St. vs. Purdue, RSF, 3-25-1988
 100% (5-5), Hubert Davis, North Carolina vs. Eastern Mich., RSF, 3-22-1991
 100% (5-5), Jamal Mashburn, Kentucky vs. Wake Forest, RSF, 3-25-1993
 85.7% (6-7), Bradford Burgess, VCU vs. Florida St., RSF, 3-25-2011

FREE THROWS

- 23, Bob Carney, Bradley vs. Colorado, RSF, 3-12-1954
 18, John O'Brien, Seattle vs. Wyoming, R3d, 3-14-1953
 18, Wayne Simien, Kansas vs. UAB, RSF, 3-26-2004
 17, Roger Newman, Kentucky vs. Ohio St., RF, 3-18-1961
 17, Barry Kramer, New York U. vs. West Virginia, R3d, 3-16-1963

FREE THROWS ATTEMPTED

- 26, Bob Carney, Bradley vs. Colorado, RSF, 3-12-1954
 24, Donnie Gaunce, Morehead St. vs. Iowa, RSF, 3-16-1956
 22, John O'Brien, Seattle vs. Wyoming, R3d, 3-14-1953
 22, Wilt Chamberlain, Kansas vs. Oklahoma City, RF, 3-16-1957
 22, Roger Newman, Kentucky vs. Ohio St., RF, 3-18-1961

FREE-THROW PERCENTAGE (Minimum 12 FTM)

- 100% (13-13), Bill Bradley, Princeton vs. Providence, RF, 3-13-1965
 100% (13-13), Mike Maloy, Davidson vs. St. John's (NY), RSF, 3-13-1969
 100% (12-12), Tom Gola, La Salle vs. Princeton, RSF, 3-11-1955
 100% (12-12), Dan Issel, Kentucky vs. Miami (OH), R3d, 3-15-1969
 100% (12-12), Larry Finch, Memphis vs. Kansas St., RF, 3-17-1973
 100% (12-12), Wesley Cox, Louisville vs. Oral Roberts, RSF, 3-14-1974
 100% (12-12), Michael Jackson, Georgetown vs. UNLV, RSF, 3-23-1984
 100% (12-12), Michael Doleac, Utah vs. Stanford, RSF, 3-20-1997

REBOUNDS

- 34, Fred Cohen, Temple vs. UConn, RSF, 3-16-1956
 31, Nate Thurmond, Bowling Green vs. Mississippi St., R3d, 3-16-1963
 30, Jerry Lucas, Ohio St. vs. Kentucky, RF, 3-18-1961
 28, Elvin Hayes, Houston vs. Pacific, R3d, 3-12-1966
 27, John Green, Michigan St. vs. Notre Dame, RSF, 3-15-1957

REBOUNDS SINCE 1973

- 26, Phil Hubbard, Michigan vs. Detroit, RSF, 3-17-1977
 24, Tom Burlison, North Carolina St. vs. Providence, RSF, 3-14-1974
 23, Kent Benson, Indiana vs. Kentucky, RSF, 3-22-1975
 22, Tim Duncan, Wake Forest vs. Oklahoma St., RSF, 3-24-1995
 22, Tyler Zeller, North Carolina vs. Ohio, RSF, 3-23-2012 (ot)

ASSISTS

- 13, Rumeal Robinson, Michigan vs. North Carolina, RSF, 3-23-1989
 13, Anderson Hunt, UNLV vs. Loyola Marymount, RF, 3-25-1990
 13, Andre Miller, Utah vs. Arizona, RF, 3-21-1998
 13, Jason Richards, Davidson vs. Wisconsin, RSF, 3-28-2008
 12, six tied (most recent: Doug Gottlieb, Oklahoma St. vs. Seton Hall, RSF, 3-24-2000)

BLOCKED SHOTS

- 10, Jeff Withey, Kansas vs. North Carolina, RSF, 3-23-2012
 9, David Robinson, Navy vs. Cleveland St., RSF, 3-21-1986

- 8, Mark Strickland, Temple vs. Oklahoma St., RSF, 3-22-1991 (ot)
 8, Tim Duncan, Wake Forest vs. Oklahoma St., RSF, 3-24-1995
 7, Pervis Ellison, Louisville vs. Illinois, RSF, 3-24-1989
 7, Tim Duncan, Wake Forest vs. Louisville, RSF, 3-21-1996
 7, Ken Johnson, Ohio St. vs. St. John's (NY), RSF, 3-20-1999
 7, Loren Woods, Arizona vs. Illinois, RF, 3-25-2001
 7, Gorgui Dieng, Louisville vs. Michigan St., RSF, 3-22-2012

STEALS

- 7, Ricky Grace, Oklahoma vs. Iowa, RSF, 3-20-1987 (ot)
 7, T.J. Ford, Texas vs. Oregon, RSF, 3-24-2002
 6, John Evans, Rhode Island vs. Duke, RSF, 3-24-1988
 6, Anderson Hunt, UNLV vs. Loyola Marymount, RF, 3-25-1990
 6, Jason Buchanan, St. John's (NY) vs. Ohio St., RSF, 3-22-1991
 6, George Lynch, North Carolina vs. Cincinnati, RF, 3-28-1993
 6, Damian Owens, West Virginia vs. Utah, RSF, 3-19-1998
 6, Pepe Sanchez, Temple vs. Purdue, RSF, 3-19-1999
 6, Mario Chalmers, Kansas vs. UCLA, RF, 3-24-2007
 6, Jacob Pullen, Kansas St. vs. Butler, RF, 3-27-2010
 6, Aaron Craft, Ohio St. vs. Cincinnati, RSF, 3-22-2012

Team Records

POINTS

- 131, UNLV vs. Loyola Marymount (101), RF, 3-25-1990
 121, Iowa vs. Notre Dame (106), R3d, 3-14-1970
 119, Houston vs. Notre Dame (106), R3d, 3-20-1971
 118, Notre Dame vs. Vanderbilt (88), R3d, 3-16-1974
 114, Arizona vs. UNLV (109), RSF, 3-18-1976 (ot)

FEWEST POINTS

- 20, North Carolina vs. Pittsburgh (26), RF, 3-21-1941
 24, Springfield vs. Indiana (48), RF, 3-22-1940
 26, Pittsburgh vs. North Carolina (20), RF, 3-21-1941
 29, Western Ky. vs. Duquesne (30), RF, 3-22-1940
 29, Baylor vs. Oklahoma St. (44), RF, 3-22-1946

WINNING MARGIN

- 49, UCLA (109) vs. Wyoming, (60), RSF, 3-17-1967
 47, Duke (101) vs. UConn (54), RF, 3-14-1964
 40, Cincinnati (99) vs. DePaul (59), RSF, 3-11-1960
 40, Princeton (109) vs. Providence (69), RF, 3-13-1965
 39, Louisville (103) vs. Arizona (64), RSF, 3-27-2009
**Record later vacated*
 43, *Villanova (90) vs. Penn (47), RF, 3-20-1971

POINTS BY LOSING TEAM

- 109, UNLV vs. Arizona (114), RSF, 3-18-1976 (ot)
 106, Notre Dame vs. Iowa (121), R3d, 3-14-1970
 106, Notre Dame vs. Houston (119), R3d, 3-20-1971
 103, Iowa vs. Jacksonville (104), RSF, 3-12-1970
 103, Kentucky vs. Duke (104), RF, 3-28-1992 (ot)

FIELD GOALS

- 52, Iowa vs. Notre Dame, R3d, 3-14-1970
 51, UCLA vs. Dayton, RSF, 3-14-1974 (3 ot)
 51, UNLV vs. Loyola Marymount, RF, 3-25-1990
 50, Kentucky vs. Austin Peay, RSF, 3-15-1973 (ot)
 49, Notre Dame vs. Vanderbilt, R3d, 3-16-1974

FIELD GOALS ATTEMPTED

- 106, Indiana vs. Miami (OH), R3d, 3-15-1958
 103, Saint Joseph's vs. West Virginia, R3d, 3-12-1960
 102, Notre Dame vs. Houston, R3d, 3-20-1971
 101, Holy Cross vs. North Carolina St., RSF, 3-24-1950
 100, Iowa vs. Morehead St., RSF, 3-16-1956
 100, UCLA vs. San Francisco, RSF, 3-16-1956
 100, Houston vs. Pacific, R3d, 3-12-1966

FIELD-GOAL PERCENTAGE

- 74.4% (29-39), Georgetown vs. Oregon St., RF, 3-20-1982
 68.8% (33-48), Providence vs. Alabama, RSF, 3-19-1987

- 68.6% (35-51), Indiana vs. Saint Joseph's, RF, 3-22-1981
 68.3% (41-60), Princeton vs. Providence, RF, 3-13-1965
 68.3% (28-41), North Carolina St. vs. Utah, RSF, 3-24-1983

LOWEST FIELD-GOAL PERCENTAGE

- 12.7% (8-63), Springfield vs. Indiana, RSF, 3-22-1940
 13.9% (10-72), Harvard vs. Ohio St., RSF, 3-21-1946
 19.4% (14-72), Creighton vs. Cincinnati, RSF, 3-16-1962
 20.6% (13-63), Arkansas vs. Oregon St., RSF, 3-18-1949
 22.6% (12-53), Marquette vs. Syracuse, RF, 3-30-2013

THREE-POINT FIELD GOALS

- 18, West Virginia vs. Louisville, RF, 3-26-2005 (ot)
 17, Loyola Marymount vs. UNLV, RF, 3-25-1990
 16, Kentucky vs. Wake Forest, RSF, 3-25-1993
 16, Illinois vs. Arizona, RF, 3-26-2005 (ot)
 16, Tennessee vs. Ohio St., RSF, 3-22-2007

THREE-POINT FIELD GOALS ATTEMPTED

- 41, Loyola Marymount vs. UNLV, RF, 3-25-1990
 37, BYU vs. Florida, RSF, 3-24-2011
 36, Tulsa vs. Arkansas, RSF, 3-25-1994
 36, Kentucky vs. North Carolina, RF, 3-23-1995
 35, Illinois vs. Arizona, RF, 3-26-2005 (ot)

THREE-POINT FIELD-GOAL PERCENTAGE (Minimum Seven 3FGM)

- 80.0% (8-10), Kansas St. vs. Purdue, RSF, 3-25-1988
 78.9% (15-19), Indiana vs. Kent St., RF, 3-23-2002
 72.7% (8-11), Duke vs. Indiana, RSF, 3-20-1987
 72.7% (8-11), Kansas vs. California, RSF, 3-25-1993
 70.0% (7-10), St. John's (NY) vs. Duke, RF, 3-24-1991

FREE THROWS

- 43, Arizona vs. Illinois, RF, 3-25-2001
 41, Utah vs. Santa Clara, R3d, 3-12-1960
 39, Seattle vs. Utah, R3d, 3-12-1955
 38, Bradley vs. Colorado, RSF, 3-12-1954
 38, Loyola Chicago vs. Kentucky, R3d, 3-14-1964

FREE THROWS ATTEMPTED

- 56, Arizona vs. Illinois, RF, 3-25-2001
 53, Morehead St. vs. Iowa, RSF, 3-16-1956
 52, Iowa vs. Morehead St., RSF, 3-16-1956
 52, Seattle vs. UCLA, R3d, 3-17-1956
 51, Seattle vs. Utah, R3d, 3-12-1955

FREE-THROW PERCENTAGE (Minimum 15 FTM)

- 100% (22-22), Fordham vs. South Carolina, R3d, 3-20-1971
 100% (17-17), Villanova vs. Kentucky, RSF, 3-24-1988
 95.7% (22-23), Villanova vs. Pittsburgh, RF, 3-28-2009
 95.5% (21-22), Vanderbilt vs. Marquette, RSF, 3-14-1974
 95.5% (21-22), UConn vs. Michigan St., RF, 3-30-2014

REBOUNDS

- 76, Temple vs. UConn, RSF, 3-16-1956
 76, Houston vs. TCU, RF, 3-16-1968
 76, UCLA vs. Weber St., RSF, 3-18-1972
 72, UCLA vs. Seattle, R3d, 3-17-1956
 72, Seattle vs. Utah St., R3d, 3-14-1964

REBOUND MARGIN

- 33, Cincinnati (68) vs. Texas Tech (35), RSF, 3-17-1961
 33, North Carolina (63) vs. Ohio (30), RSF, 3-23-2012 (ot)
 29, Utah (59) vs. Loyola Marymount (30), RSF, 3-17-1961
 29, Texas (45) vs. West Virginia (16), RSF, 3-23-2006
 28, Seattle (72) vs. Utah St. (44), R3d, 3-14-1964
 28, Indiana St. (50) vs. Oklahoma (22), RSF, 3-15-1979

ASSISTS

- 35, UNLV vs. Loyola Marymount, RF, 3-25-1990
 31, Arkansas vs. Tulsa, RSF, 3-25-1994
 29, Louisville vs. Arizona, RSF, 3-27-2009
 27, Kentucky vs. Arizona St., RSF, 3-23-1995
 26, Louisiana Tech vs. Oklahoma, RSF, 3-21-1985
 26, Georgetown vs. North Carolina, RF, 3-25-2007

BLOCKED SHOTS

- 14, Kentucky vs. UCLA, RSF, 3-20-1998
 13, Louisville vs. Illinois, RSF, 3-24-1989
 11, Duke vs. Temple, RF, 3-26-1988
 11, North Carolina vs. Georgetown, RSF, 3-23-1995

- 11, Georgetown vs. North Carolina, RF, 3-25-2007 (ot)
- 11, Kansas St. vs. Xavier, RSF, 3-25-2010 (2 ot)
- 11, Kentucky vs. Ohio St., RSF, 3-25-2011
- 11, Kansas vs. North Carolina St., RSF, 3-23-2012

STEALS

- 19, Washington vs. UConn, RSF, 3-24-2006 (ot)
- 17, Duke vs. St. John's (NY), RF, 3-24-1991
- 17, Duke vs. UCLA, RSF, 3-22-2001
- 17, Kansas vs. UCLA, RF, 3-24-2007

**Record later vacated*

- 16, *Massachusetts vs. Georgetown, RF, 3-23-1996

PERSONAL FOULS

- 41, Dayton vs. Illinois, RSF, 3-21-1952
- 36, UCLA vs. Seattle, R3d, 3-17-1956
- 36, Illinois vs. Arizona, RF, 3-25-2001
- 35, Iowa vs. Morehead St., RSF, 3-16-1956
- 35, DePaul vs. VMI, RSF, 3-18-1976 (ot)

**Record later vacated*

- 35, *Texas Tech vs. Georgetown, RSF, 3-21-1996

PLAYERS DISQUALIFIED

- 6, Illinois vs. Arizona, RF, 3-25-2001
- 5, Dayton vs. Illinois, RSF, 3-21-1952
- 5, Saint Joseph's vs. West Virginia, RSF, 3-13-1959
- 5, DePaul vs. VMI, RSF, 3-18-1976 (ot)
- 5, Syracuse vs. Virginia, RSF, 3-22-1984
- 5, Washington vs. UConn, RSF, 3-24-2006 (ot)

Two-Team Records

POINTS

- 232, UNLV (131) vs. Loyola Marymount (101), RF, 3-25-1990
- 227, Iowa (121) vs. Notre Dame (106), R3d, 3-14-1970
- 225, Houston (119) vs. Notre Dame (106), R3d, 3-20-1971
- 223, Arizona (114) vs. UNLV (109), RSF, 3-18-1976 (ot)
- 214, Oklahoma City (112) vs. BYU (102), R3d, 3-13-1965

FEWEST POINTS

- 46, Pittsburgh (26) vs. North Carolina (20), RF, 3-21-1941
- 59, Duquesne (30) vs. Western Ky. (29), RF, 3-22-1940
- 70, Southern California (38) vs. Colorado (32), RF, 3-22-1940

- 72, Villanova (42) vs. Brown (30), RF, 3-17-1939
- 72, Indiana (48) vs. Springfield (24), RF, 3-22-1940

FIELD GOALS

- 97, Iowa (52) vs. Notre Dame (45), R3d, 3-14-1970
- 91, UCLA (51) vs. Dayton (40), RSF, 3-14-1974 (3 ot)
- 86, six tied (most recent: UNLV [51] vs. Loyola Marymount [35], RF, 3-25-1990)

**Record later vacated*

- 96, Kentucky (50) vs. *Austin Peay (46), RSF, 3-15-1973 (ot)

FIELD GOALS ATTEMPTED

- 195, Iowa (98) vs. Notre Dame (97), R3d, 3-14-1970
- 194, Indiana (106) vs. Miami (OH) (88), R3d, 3-15-1958
- 194, Houston (100) vs. Pacific (94), R3d, 3-12-1966
- 188, Saint Joseph's (103) vs. West Virginia (85), R3d, 3-12-1960

**Record later vacated*

- 196, *Austin Peay (99) vs. Kentucky (97), RSF, 3-15-1973 (ot)

THREE-POINT FIELD GOALS

- 29, West Virginia (18) vs. Louisville (11), RF, 3-26-2005 (ot)
- 24, Loyola Marymount (17) vs. UNLV (7), RF, 3-25-1990
- 24, Tennessee (16) vs. Ohio St. (8), RSF, 3-22-2007
- 23, Purdue (15) vs. Kansas (8), RSF, 3-24-1994
- 23, Illinois (16) vs. Arizona (7), RF, 3-26-2005 (ot)

THREE-POINT FIELD GOALS ATTEMPTED

- 71, BYU (37) vs. Florida (34), RSF, 3-24-2011
- 59, Loyola Marymount (41) vs. UNLV (18), RF, 3-25-1990
- 56, UNLV (33) vs. Oregon (23), RSF, 3-23-2007
- 55, Louisville (28) vs. West Virginia (27), RF, 3-26-2005 (ot)
- 54, Ohio (32) vs. North Carolina (22), RSF, 3-23-2012 (ot)

FREE THROWS

- 68, Iowa (35) vs. Morehead St. (33), RSF, 3-16-1956
- 68, Oklahoma City (35) vs. Kansas St. (33), RSF, 3-16-1956
- 64, Bradley (38) vs. Colorado (26), RSF, 3-12-1954
- 63, Seattle (39) vs. Utah (24), R3d, 3-12-1955
- 63, La Salle (35) vs. Canisius (28), RF, 3-12-1955
- 63, Arizona (43) vs. Illinois (20), RF, 3-25-2001

FREE THROWS ATTEMPTED

- 105, Morehead St. (53) vs. Iowa (52), RSF, 3-16-1956
- 92, Oklahoma City (48) vs. Kansas St. (44), RSF, 3-16-1956
- 92, Seattle (52) vs. UCLA (40), R3d, 3-17-1956

- 89, New York U. (49) vs. Saint Joseph's (40), R3d, 3-17-1962
- 88, Seattle (51) vs. Utah (37), R3d, 3-12-1955

REBOUNDS

- 132, Pacific (67) vs. Houston (65), R3d, 3-12-1966
- 131, Houston (76) vs. TCU (55), RF, 3-16-1968
- 130, UCLA (76) vs. Weber St. (54), RSF, 3-18-1972
- 128, UCLA (72) vs. Seattle (56), R3d, 3-17-1956
- 126, Drake (66) vs. Notre Dame (60), RSF, 3-18-1971 (ot)

ASSISTS

- 58, UNLV (35) vs. Loyola Marymount (23), RF, 3-25-1990
- 51, Arkansas (31) vs. Tulsa (20), RSF, 3-25-1994
- 47, North Carolina (25) vs. Louisville (22), RSF, 3-20-1986
- 47, Kentucky (24) vs. Duke (23), RF, 3-28-1992 (ot)
- 44, North Carolina (24) vs. Michigan (20), RSF, 3-23-1989
- 44, UConn (22) vs. Maryland (22), RSF, 3-23-1995
- 44, Louisville (29) vs. Arizona (15), RSF, 3-27-2009

BLOCKED SHOTS

- 20, Kentucky (14) vs. UCLA (6), RSF, 3-20-1998
- 17, Duke (11) vs. Temple (6), RF, 3-26-1988
- 17, Kansas (11) vs. North Carolina St. (6), RSF, 3-23-2012
- 17, Wichita St. (9) vs. Ohio St. (8), RF, 3-30-2013
- 16, Massachusetts (9) vs. Tulsa (7), RSF, 3-24-1995
- 16, Marquette (8) vs. North Carolina (8), RSF, 3-25-2011

STEALS

- 32, Kansas (17) vs. UCLA (15), RF, 3-24-2007
- 27, Loyola Marymount (14) vs. UNLV (13), RF, 3-25-1990
- 27, Duke (17) vs. UCLA (10), RSF, 3-22-2001
- 26, Duke (17) vs. St. John's (NY) (9), RF, 3-24-1991
- 26, Syracuse (13) vs. Oklahoma (13), RF, 3-30-2003
- 26, Washington (19) vs. UConn (7), RSF, 3-24-2006 (ot)

PERSONAL FOULS

- 68, Iowa (35) vs. Morehead St. (33), RSF, 3-16-1956
- 63, UNLV (34) vs. Arizona (29), RSF, 3-18-1976
- 61, Dayton (41) vs. Illinois (20), RSF, 3-21-1952
- 61, Colorado (34) vs. Bradley (27), RSF, 3-12-1954
- 60, UCLA (36) vs. Seattle (24), R3d, 3-17-1956
- 60, Seattle (31) vs. UCLA (29), RSF, 3-13-1964

Sweet 16 Records

Sweet 16 Records begin in 1975, the first year that all teams in the tournament would be required to win at least one game to advance to the Sweet 16.

MOST APPEARANCES IN THE SWEET 16

- 25 North Carolina, 1975-2012
- 23 Duke, 1978-2013
- 23 *Kentucky, 1975-2014
- 20 Kansas, 1981-2013
- 20 Louisville, 1975-2014
- 18 Syracuse, 1975-2013
- 17 *UCLA, 1975-2014
- 16 Arizona, 1976-2014
- 16 Indiana, 1975-2013
- 16 Michigan St., 1978-2014
- 15 UConn, 1976-2014
- 11 Georgetown, 1980-2007
- 11 Maryland, 1975-2003
- 10 Arkansas, 1978-96
- 10 Florida, 1987-2014
- 10 UNLV, 1975-2007
- 9 *Ohio St., 1980-2013
- 9 Oklahoma, 1979-2009
- 9 Utah, 1977-2005
- 9 Villanova, 1978-2009
- 8 Alabama, 1976-2004
- 8 Illinois, 1981-2006
- 8 Marquette, 1976-2013
- 8 *Memphis, 1982-2009
- 8 *Michigan, 1976-2014
- 8 Notre Dame, 1979-2003
- 8 Purdue, 1980-2010
- 8 Virginia, 1981-2014

MOST CONSECUTIVE APPEARANCES IN THE SWEET 16

- 13 North Carolina, 1981-93
- 9 Duke, 1998-2006
- 7 Duke, 1986-92
- 6 UCLA, 1975-80
- 5 Kansas, 1993-97
- 5 Kentucky, 1995-99
- 5 Notre Dame, 1975-79
- 4 Arkansas, 1993-96
- 4 Florida, 2011-14
- 4 Indiana, 1991-94

- 4 Kansas, 2001-04
- 4 Memphis, 1982-85
- 4 Michigan St., 1998-2001
- 4 Ohio St., 2010-13
- 4 Virginia, 1981-84
- 3 35 times

CURRENT MOST CONSECUTIVE APPEARANCES IN THE SWEET 16

- 4 Florida, 2011-2014
- 3 Louisville, 2012-2014
- 3 Michigan St., 2012-2014
- 2 Arizona, 2013-14
- 2 Michigan, 2013-14
- 1 Baylor, 2014
- 1 Dayton, 2014
- 1 Iowa St., 2014
- 1 Kentucky, 2014
- 1 San Diego St., 2014
- 1 Stanford, 2014
- 1 Tennessee, 2014
- 1 UCLA, 2014
- 1 UConn, 2014
- 1 Virginia, 2014
- 1 Wisconsin, 2014

*Does not include vacated years.

Elite 8 Records

Elite 8 Records begin in 1951, the first year that all teams in the tournament would be required to win at least one game to advance to the Elite 8.

MOST APPEARANCES IN THE ELITE 8

- 31 Kentucky, 1951-2014
- 24 North Carolina, 1957-2012
- 20 *UCLA, 1962-2008
- 19 Duke, 1960-2013
- 19 Kansas, 1952-2012
- 13 Louisville, 1959-2013
- 12 Michigan St., 1957-2014
- 11 Kansas St., 1951-2010
- 11 *Michigan, 1964-2014
- 11 UConn, 1964-2014
- 10 Arizona, 1976-2014
- 10 Indiana, 1953-2002

- 9 *Ohio St., 1960-2013
- 9 Syracuse, 1957-2013
- 9 Villanova, 1962-2009
- 8 Cincinnati, 1959-96
- 8 Florida, 1994-2014
- 8 Georgetown, 1980-2007
- 8 Oklahoma St., 1951-2004
- 7 Illinois, 1951-2005
- 7 Marquette, 1955-2013
- 7 San Francisco, 1955-74
- 7 Temple, 1956-2001

MOST CONSECUTIVE APPEARANCES IN THE ELITE 8

- 10 UCLA, 1967-76
- 5 Cincinnati, 1959-63
- 5 Duke, 1988-92
- 5 Kentucky, 1995-99
- 4 California, 1957-60
- 4 Florida, 2011-14
- 3 Drake, 1969-71
- 3 Houston, 1982-84
- 3 Kansas, 2002-04
- 3 Kentucky, 1956-58
- 3 Kentucky, 2010-12
- 3 Michigan, 1964-66
- 3 Michigan, 1992-94
- 3 Michigan St., 1999-2001
- 3 UNLV, 1989-91
- 3 North Carolina, 1967-69
- 3 North Carolina, 1981-83
- 3 North Carolina, 2007-09
- 3 Ohio St., 1960-62
- 3 San Francisco, 1955-57
- 3 Santa Clara, 1952-54
- 3 UCLA, 2006-08

CURRENT MOST CONSECUTIVE APPEARANCES IN THE ELITE 8

- 4 Florida, 2011-2014
- 2 Michigan, 2013-14
- 1 Arizona, 2014
- 1 Dayton, 2014
- 1 Kentucky, 2014
- 1 Michigan St., 2014
- 1 UConn, 2014
- 1 Wisconsin, 2014

*Does not include vacated years.

Sweet 16 by Seeds

1979	1980	1981	1982	1983	1984	1985	1986	1987	1988	1989	1990	1991	1992	1993	1994
1	1	1	1	1	1	1	1	1	1	1	1	1	1	1	1
1	1	1	1	1	1	1	1	1	1	1	1	1	1	1	1
1	1	2	1	1	1	1	1	1	1	1	1	1	1	1	1
2	2	2	2	1	1	2	2	1	1	1	2	1	2	1	2
2	2	3	2	2	2	2	2	2	2	2	3	2	2	2	2
2	2	3	2	2	2	2	3	2	2	2	4	2	2	2	2
3	3	4	2	3	3	3	4	2	2	2	4	2	3	3	3
3	4	4	3	3	3	3	5	3	3	2	5	3	3	3	3
3	4	5	3	3	4	4	5	5	4	3	6	3	4	4	3
4	5	5	3	4	4	5	6	5	5	3	6	3	4	4	4
4	5	6	4	4	5	5	7	5	5	3	7	4	4	5	4
5	6	6	4	4	4	7	7	6	6	4	7	4	6	6	5
5	6	7	4	4	6	8	8	6	6	4	8	4	6	6	6
6	6	7	5	6	6	11	11	6	7	5	10	10	7	7	9
9	8	8	6	7	7	11	12	10	11	5	11	11	9	7	10
10	10	9	8	10	10	12	14	12	13	11	12	12	12	12	12
61	66	73	51	56	61	78	89	68	70	50	88	64	67	65	68

1995	1996	1997	1998	1999	2000	2001	2002	2003	2004	2005	2006	2007	2008	2009	2010
1	1	1	1	1	1	1	1	1	1	1	1	1	1	1	1
1	1	1	1	1	1	1	1	1	1	1	1	1	1	1	1
1	1	1	1	1	2	1	1	1	2	1	1	1	1	1	1
1	2	1	2	1	3	1	2	1	2	1	1	1	1	1	2
2	2	2	2	2	4	2	2	2	3	2	2	2	2	2	2
2	2	2	2	3	4	2	2	2	3	2	2	2	2	2	2
2	2	4	3	3	4	3	3	3	3	3	3	2	3	2	3
2	3	4	3	4	5	3	4	3	4	4	3	3	3	2	4
3	3	4	4	5	6	4	4	3	4	5	4	3	3	3	5
4	3	5	4	6	6	4	5	5	5	5	4	3	3	3	5
4	4	6	5	6	6	5	6	5	5	6	5	4	4	3	6
5	4	6	6	10	7	6	8	5	6	6	6	5	5	3	6
5	5	6	8	10	8	7	10	6	7	6	7	5	7	4	9
6	6	10	10	10	8	10	11	7	8	7	7	5	10	4	10
6	8	10	11	12	10	11	11	10	9	10	11	6	12	5	11
6	12	14	13	13	10	12	12	12	10	12	13	7	12	12	12
51	59	77	76	88	85	73	83	67	73	72	71	51	70	49	80

2011	2012	2013	2014
1	1	1	1
1	1	1	1
1	1	1	1
2	1	2	2
2	2	2	2
2	2	2	3
3	3	3	4
3	3	3	4
4	4	3	4
4	4	4	4
5	4	4	6
8	6	6	7
10	7	9	8
11	10	12	10
11	11	13	11
12	13	15	11
80	73	81	79

THE EARLY ROUNDS

Elite 8 by Seeds

1979	1980	1981	1982	1983	1984	1985	1986	1987	1988	1989	1990	1991	1992	1993	1994
1	1	1	1	1	1	1	1	1	1	1	1	1	1	1	1
1	2	1	1	1	1	1	1	1	1	1	1	1	1	1	1
1	3	2	2	1	2	1	1	1	1	2	3	1	1	1	1
2	4	3	3	2	2	2	2	1	2	2	4	2	2	1	2
2	5	6	3	3	4	2	6	2	2	3	4	3	2	2	2
2	6	6	4	3	4	2	7	2	4	3	6	3	4	2	3
9	6	8	6	4	7	3	8	6	6	4	10	4	6	3	3
10	8	9	8	6	10	8	11	10	6	5	11	10	6	7	9
28	35	36	28	21	31	20	37	24	23	21	40	25	23	18	22

1995	1996	1997	1998	1999	2000	2001	2002	2003	2004	2005	2006	2007	2008	2009	2010
1	1	1	1	1	1	1	1	1	1	1	1	1	1	1	1
1	1	1	1	1	2	1	1	1	1	1	1	1	1	1	1
2	2	1	1	1	3	1	2	1	2	2	1	1	1	1	2
2	2	2	2	3	5	1	2	1	2	3	2	1	1	1	2
2	2	2	2	3	6	2	2	2	3	4	2	2	2	2	3
2	2	4	3	4	7	3	5	3	4	5	3	2	3	2	5
4	4	6	3	6	8	6	10	3	7	6	4	2	3	3	5
4	5	10	8	10	8	11	12	7	8	7	11	3	10	3	6
18	19	27	21	29	40	26	35	19	28	29	25	13	22	14	25

2011	2012	2013	2014
1	1	1	1
2	1	2	1
2	1	2	2
3	2	3	2
4	2	3	4
5	3	4	7
8	4	4	9
11	7	9	11
36	21	28	37

All-Regional Teams

Most outstanding player is indicated by (#)
and record later vacated by (*).

1950

Eastern

Norman Mager, CCNY
Ed Roman, CCNY
Dick Dickey, North Carolina St.
Sam Ranzino, North Carolina St.
Dick Schnittker, Ohio St.

Western

Don Heathington, Baylor
Gene Melchiorre, Bradley
Paul Unruh, Bradley
Joe Nelson, BYU
George Stanich, UCLA

1951

East

Not Available

West

Ed Head, Kansas St.
Jack Stone, Kansas St.
Don Johnson, Oklahoma St.
Gale McArthur, Oklahoma St.
Bob Houbregs, Washington

1952

East (Raleigh, NC)

Cliff Hagan, Kentucky
Jesse Arnelles, Penn St.
Ron MacGilvray, St. John's (NY)
Jack McMahon, St. John's (NY)
Bob Zawoluk, St. John's (NY)

East (Chicago)

Not Available

West (Kansas City, MO)

Bob Kenney, Kansas
Clyde Lovellette, Kansas
Bob Tackett, New Mexico St.
Lou McKenna, Saint Louis
Ray Steiner, Saint Louis

West (Corvallis, OR)

Don Penwell, Oklahoma City
Arnold Short, Oklahoma City
Herbert Schoenstein, Santa Clara
Ken Sears, Santa Clara
Ronnie Livingston, UCLA
George Radovich, Wyoming

1953

East (Raleigh, NC)

Earle Markey, Holy Cross
Togo Palazzi, Holy Cross
Howie Landa, Lebanon Valley
Bob Pettit, LSU
Dickie Hemric, Wake Forest

East (Chicago)

Ron Feiereisel, DePaul
Bob Leonard, Indiana
Don Schlundt, Indiana
Rich Rosenthal, Notre Dame
Ernest Beck, Penn

West (Manhattan, KS)

#Dean Kelley, Kansas
B.H. Born, Kansas
Gil Reich, Kansas
Arnold Short, Oklahoma City
Bob Mattick, Oklahoma St.

West (Corvallis, OR)

Ken Sears, Santa Clara
Johnny O'Brien, Seattle
Joe Cipriano, Washington
Bob Houbregs, Washington
Doug McClary, Washington

1954

East (Philadelphia)

#Tom Gola, La Salle
Lee Morton, Cornell
Don Lange, Navy
Vic Molodet, North Carolina St.
Mel Thompson, North Carolina St.

East (Iowa City, IA)

Bob Leonard, Indiana
Bob Pettit, LSU
Rich Rosenthal, Notre Dame
Jack Stephens, Notre Dame
Jesse Arnelles, Penn St.

West (Stillwater, OK)

Bob Carney, Bradley
Dick Estergard, Bradley
Bob Mattick, Oklahoma St.
Don Lance, Rice
Gene Schwinger, Rice

West (Corvallis, OR)

Sam Beckham, Idaho St.
Ken Sears, Santa Clara
Jim Young, Santa Clara
Roy Irvin, Southern California
Tony Psaltis, Southern California

1955

East (Philadelphia)

Jim McCarthy, Canisius
Tom Gola, La Salle
Harold Haabestad, Princeton
John Devine, Villanova
Robert Schafer, Villanova

East (Evanston, IL)

Not Available

West (Manhattan, KS)

Stan Albeck, Bradley
Burdette Haldorson, Colorado
Tom Harrold, Colorado
Bob Jeangerard, Colorado
Bob Patterson, Tulsa

West (Corvallis, OR)

Swede Halbrook, Oregon St.
K.C. Jones, San Francisco
Jerry Mullen, San Francisco
Bill Russell, San Francisco
Art Bunte, Utah

1956

East

Bob Kelly, Canisius
Hank Nowak, Canisius
Gordon Ruddy, UConn
Hal Lear, Temple
Guy Rodgers, Temple

Midwest

Carl Cain, Iowa
Milton Scheuerman, Iowa
Bill Seaberg, Iowa
Jerry Bird, Kentucky
Bob Burrow, Kentucky
Dan Swartz, Morehead St.

West

Harry Wallace, Kansas St.
Hub Reed, Oklahoma City
Jim Krebs, SMU
Joel Krog, SMU
Bob Mills, SMU

Far West

Gene Brown, San Francisco
Bill Russell, San Francisco
Willie Naulls, UCLA
Art Bunte, Utah
Curtis Jensen, Utah

1957

East

Hank Nowak, Canisius
Stu Murray, Lafayette
Pete Brennan, North Carolina
Tommy Kearns, North Carolina
Lennie Rosenbluth, North Carolina
Gary Clark, Syracuse

Midwest

Gerry Calvert, Kentucky
Johnny Cox, Kentucky
John Green, Michigan St.
Jack Quiggle, Michigan St.
John Riser, Pittsburgh

Midwest

Wilt Chamberlain, Kansas
Maurice King, Kansas
Hub Reed, Oklahoma City
Harold Alcorn, Saint Louis
Jim Krebs, SMU

West

John Benson, BYU
Larry Friend, California
Earl Robinson, California
Gene Brown, San Francisco
Mike Farmer, San Francisco

1958

East

Rudy LaRusso, Dartmouth
Nick Davis, Maryland
Bill Kennedy, Temple
Jay Norman, Temple
Guy Rodgers, Temple

Midwest

Archie Dees, Indiana
Johnny Cox, Kentucky
Vern Hutton, Kentucky
Wayne Embry, Miami (OH)
Tom Hawkins, Notre Dame

Midwest

Oscar Robertson, Cincinnati
Bob Boozer, Kansas St.
Roy DeWitz, Kansas St.
Jack Parr, Kansas St.
Arlen Clark, Oklahoma St.

West

Don McIntosh, California
Earl Robinson, California
Gale Siemen, Idaho St.
Elgin Baylor, Seattle
Charles Brown, Seattle

1959

East

Bob Cummings, Boston U.
Jay Metzler, Navy
Jack Egan, Saint Joseph's
Joe Spratt, Saint Joseph's
Jerry West, West Virginia

Midwest

Bernie Coffman, Kentucky
Don Goldstein, Louisville
Don Kojis, Marquette
Bob Anderegg, Michigan St.
John Green, Michigan St.

Midwest

Oscar Robertson, Cincinnati
Howie Carl, DePaul
Bob Boozer, Kansas St.
Don Matuszak, Kansas St.
H.E. Kirchner, TCU

West

Al Buch, California
Denny Fitzpatrick, California
Darrall Imhoff, California
Jim Rodgers, Idaho St.
LaRoy Doss, St. Mary's (CA)

1960

East

Russ Cunningham, New York U.
Tom Sanders, New York U.
Joe Gallo, Saint Joseph's
Lee Patrone, West Virginia
Jerry West, West Virginia

Midwest

Roger Kaiser, Georgia Tech
Howard Jolliff, Ohio
John Havlicek, Ohio St.
Jerry Lucas, Ohio St.
Al Ellison, Western Ky.

Midwest

Paul Hogue, Cincinnati
Oscar Robertson, Cincinnati
Bill Bridges, Kansas
Wayne Hightower, Kansas
Jay Arnette, Texas

West

Darrall Imhoff, California
Bill McClintock, California
Earl Shultz, California
Chuck Rask, Oregon
James Russi, Santa Clara

1961

East

Peter Campbell, Princeton
Tom Stith, St. Bonaventure
*Jack Egan, Saint Joseph's

*Jim Lynam, Saint Joseph's
Len Chappell, Wake Forest

Midwest

Bill Lickert, Kentucky
John Turner, Louisville
John Havlicek, Ohio St.
Jerry Lucas, Ohio St.
Larry Siegfried, Ohio St.

Midwest

#Bob Wiesenhahn, Cincinnati
#Larry Comley, Kansas St.
Tom Thacker, Cincinnati
Gary Phillips, Houston
Harold Hudgens, Texas Tech

West

Larry Armstrong, Arizona St.
Ed Berto, Loyola Marymount
John Rudometkin, Southern California
Billy McGill, Utah
Jim Rhead, Utah

1962

East

#Len Chappell, Wake Forest
Tom Wynne, Saint Joseph's
Wally Jones, Villanova
Hubie White, Villanova
Billy Packer, Wake Forest

Midwest

#Jerry Lucas, Ohio St.
Cotton Nash, Kentucky
Larry Pursiful, Kentucky
John Havlicek, Ohio St.
Bobby Rascoe, Western Ky.

Midwest

#Paul Hogue, Cincinnati
Tom Thacker, Cincinnati
George Wilson, Cincinnati
Ken Charlton, Colorado
Del Ray Mounts, Texas Tech

West

Terry Baker, Oregon St.
Bob Warlick, Pepperdine
Gary Cunningham, UCLA
John Green, UCLA
Walt Hazzard, UCLA
Cornell Green, Utah St.

1963

East

Art Heyman, Duke
Jeff Mullins, Duke
Barry Kramer, New York U.
Tom Wynne, Saint Joseph's
Rod Thorn, West Virginia

Midwest

#Jerry Harkness, Loyola Chicago
Howard Komives, Bowling Green
Nate Thurmond, Bowling Green
Dave Downey, Illinois
Leland Mitchell, Mississippi St.

Midwest

#Ken Charlton, Colorado
Ron Bonham, Cincinnati
Tom Thacker, Cincinnati
George Wilson, Cincinnati
Bud Koper, Oklahoma City

West

Art Becker, Arizona St.
Joe Caldwell, Arizona St.
Terry Baker, Oregon St.
Mel Counts, Oregon St.
Ollie Johnson, San Francisco

1964

East

Thomas Kimball, UConn
Jeff Mullins, Duke
Steve Vacendak, Duke
Bill Bradley, Princeton
Wally Jones, Villanova

Midwest

Les Hunter, Loyola Chicago
Bill Buntin, Michigan
Cazzie Russell, Michigan
Jerry Jackson, Ohio
Don Hilt, Ohio St.

Midwest

Paul Silas, Creighton
Willie Murrell, Kansas St.
Roger Suttner, Kansas St.
Bob Dibler, UTEP
Dave Stallworth, Wichita St.

West

#Walt Hazzard, UCLA
Ollie Johnson, San Francisco
John Tresvant, Seattle
Gail Goodrich, UCLA
Troy Collier, Utah St.

1965**East**

Larry Lakins, North Carolina St.
Bill Bradley, Princeton
Robinson Brown, Princeton
Jim Walker, Providence
Cliff Anderson, Saint Joseph's

Midwest

#Clyde Lee, Vanderbilt
Errol Palmer, DePaul
Bill Buntin, Michigan
Cazzie Russell, Michigan
Keith Thomas, Vanderbilt

Midwest

James King, Oklahoma St.
Carroll Hooser, SMU
Dave Leach, Wichita St.
Kelly Pete, Wichita St.
Vernon Smith, Wichita St.

West

#Ollie Johnson, San Francisco
Gary Gray, Oklahoma City
Joe Ellis, San Francisco
Keith Erickson, UCLA
Gail Goodrich, UCLA

1966**East**

#Bob Verga, Duke
Jack Marin, Duke
Steve Vacendak, Duke
Matt Guokas, Saint Joseph's
Dave Bing, Syracuse

Midwest

#Pat Riley, Kentucky
Henry Finkel, Dayton
Louie Dampier, Kentucky
Cazzie Russell, Michigan
Wayne Chapman, Western Ky.

Midwest

#Bobby Joe Hill, UTEP
Walter Wesley, Kansas
Dennis Holman, SMU
Carroll Hooser, SMU
David Lattin, UTEP

West

#Jerome Chambers, Utah
Elvin Hayes, Houston
Rick Whelan, Oregon St.
Charlie White, Oregon St.
Merv Jackson, Utah
Rich Tate, Utah

1967**East**

#Bob Lewis, North Carolina
Terry Driscoll, Boston College
Larry Miller, North Carolina
Chris Thomforde, Princeton
Rudy Bogad, St. John's (NY)

Midwest

#Don May, Dayton
Bob Hooper, Dayton
Vernon Payne, Indiana
Ron Widby, Tennessee
Glen Combs, Virginia Tech

Midwest

#Elvin Hayes, Houston
Don Chaney, Houston
Joseph White, Kansas
Wes Unseld, Louisville
Dennis Holman, SMU

West

#Lew Alcindor, UCLA
Dave Fox, Pacific
David Lattin, UTEP

Lucius Allen, UCLA
Mike Warren, UCLA

1968**East**

#Rusty Clark, North Carolina
Jim McMillian, Columbia
Mike Maloy, Davidson
Larry Miller, North Carolina
Charlie Scott, North Carolina

Midwest

#Dave Sorenson, Ohio St.
Mike Casey, Kentucky
Dan Issel, Kentucky
Brad Luchini, Marquette
Will Hosket, Ohio St.

Midwest

#Elvin Hayes, Houston
Don Chaney, Houston
Theodis Lee, Houston
Butch Beard, Louisville
Wes Unseld, Louisville

West

#Lew Alcindor, UCLA
Ron Nelson, New Mexico
Bud Ogden, Santa Clara
Lucius Allen, UCLA
Mike Warren, UCLA

1969**East**

#Charlie Scott, North Carolina
Doug Cook, Davidson
Mike Maloy, Davidson
Jarrett Durham, Duquesne
Bill Bunting, North Carolina

Midwest

#Rick Mount, Purdue
Dan Issel, Kentucky
Dean Meminger, Marquette
George Thompson, Marquette
Bill Keller, Purdue

Midwest

#Willie McCarter, Drake
Cliff Meely, Colorado
Floyd Kerr, Colorado St.
Dolph Pulliam, Drake
Willie Wise, Drake

West

#Lew Alcindor, UCLA
Jimmy Collins, New Mexico St.
Bud Ogden, Santa Clara
Ken Heitz, UCLA
John Vallely, UCLA
Justus Thigpen, Weber St.

1970**East**

#Bob Lanier, St. Bonaventure
Calvin Murphy, Niagara
Vann Williford, North Carolina St.
Matt Gantt, St. Bonaventure
Howard Porter, Villanova

Midwest

#Austin Carr, Notre Dame
Fred Brown, Iowa
Artis Gilmore, Jacksonville
Rex Morgan, Jacksonville
Dan Issel, Kentucky

Midwest

#Jimmy Collins, New Mexico St.
Al Williams, Drake
David Hall, Kansas St.
Jerry Venable, Kansas St.
Sam Lacey, New Mexico St.

West

#Sidney Wicks, UCLA
Dennis Awtrey, Santa Clara
Henry Bibby, UCLA
Curtis Rowe, UCLA
Marvin Roberts, Utah St.
Nate Williams, Utah St.

1971**East**

#Howard Porter, Villanova
Charley Yelverton, Fordham
Tom Riker, South Carolina
*Chris Ford, Villanova

*Hank Siemiontkowski, Villanova

Midwest

#*Jim McDaniels, Western Ky.
Jim Chones, Marquette
Dean Meminger, Marquette
Allan Hornyak, Ohio St.
Luther Witte, Ohio St.

Midwest

#Dave Robisch, Kansas
Jeff Halliburton, Drake
Poo Welch, Houston
Bud Stallworth, Kansas
Austin Carr, Notre Dame

West

#Sidney Wicks, UCLA
*Ed Ratleff, Long Beach St.
*George Trapp, Long Beach St.
John Gianelli, Pacific
Curtis Rowe, UCLA

1972**East**

#Dennis Wuycik, North Carolina
George Karl, North Carolina
Bob McAdoo, North Carolina
Kevin Joyce, South Carolina
Hank Siemiontkowski, Villanova

Midwest

#Ron King, Florida St.
Jim Andrews, Kentucky
Bob Lackey, Marquette
*Jim Brewer, Minnesota
*Clyde Turner, Minnesota

Midwest

#Jim Price, Louisville
Dan Beard, Kansas St.
*Bo Lamar, La.-Lafayette
Ron Thomas, Louisville
Larry Robinson, Texas

West

#Bill Walton, UCLA
*Ed Ratleff, Long Beach St.
Mike Quick, San Francisco
Henry Bibby, UCLA
Bob Davis, Weber St.

1973**East**

#Ernie DiGregorio, Providence
Tom McMillen, Maryland
Marvin Barnes, Providence
Kevin Stacom, Providence
Dennis Duval, Syracuse

Midwest

#Steve Downing, Indiana
*Howard Jackson, Austin Peay
Quinn Buckner, Indiana
Jim Andrews, Kentucky
Larry McNeill, Marquette

Midwest

#Larry Finch, Memphis
*Bo Lamar, La.-Lafayette
Larry Kenon, Memphis
Ron Robinson, Memphis
Alex English, South Carolina

West

#Bill Walton, UCLA
Mike Contreras, Arizona St.
Mike Quick, San Francisco
Phil Smith, San Francisco
Tommy Curtis, UCLA

1974**East**

#Tom Burleson, North Carolina St.
#David Thompson, North Carolina St.
Bruce Grimm, Furman
Monte Towe, North Carolina St.
Bill Knight, Pittsburgh

Midwest

#Campy Russell, Michigan
Bo Ellis, Marquette
Waymon Britt, Michigan
John Shumate, Notre Dame
Jeff Fosnes, Vanderbilt

Midwest

#Sam McCants, Oral Roberts
Gene Harmon, Creighton

Danny Knight, Kansas
Roger Morningstar, Kansas
Allen Murphy, Louisville

West

#Bill Walton, UCLA
Don Smith, Dayton
Mike Sylvester, Dayton
Dave Meyers, UCLA
Keith Wilkes, UCLA

1975**East**

#Chuckie Williams, Kansas St.
Brad Hoffman, North Carolina
Mitch Kupchak, North Carolina
Rudy Hackett, Syracuse
Jim Lee, Syracuse

Midwest

#Kent Benson, Indiana
Dan Roundfield, Central Mich.
Steve Green, Indiana
Jimmy Dan Conner, Kentucky
Mike Flynn, Kentucky

Midwest

#Phil Bond, Louisville
Bob Miller, Cincinnati
Junior Bridgeman, Louisville
John Lucas, Maryland
Adrian Dantley, Notre Dame

West

#Marques Johnson, UCLA
Lionel Hollins, Arizona St.
Eric Hays, Montana
Robert Smith, UNLV
Richard Washington, UCLA

1976**East**

#Ed Jordan, Rutgers
Tony Hanson, UConn
Al Weston, UConn
Mike Dabney, Rutgers
Will Bynum, VMI
Ron Carter, VMI

Midwest

#Kent Benson, Indiana
#Scott May, Indiana
Anthony Murray, Alabama
Earl Tatum, Marquette
Tom Cutter, Western Mich.

Midwest

#Willie Smith, Missouri
Rickey Green, Michigan
Phil Hubbard, Michigan
Adrian Dantley, Notre Dame
Rick Bullock, Texas Tech

West

#Richard Washington, UCLA
Al Fleming, Arizona
Herman Harris, Arizona
Jim Rappis, Arizona
Marques Johnson, UCLA

1977**East**

#John Kuester, North Carolina
Jack Givens, Kentucky
Walter Davis, North Carolina
Toby Knight, Notre Dame
Ron Carter, VMI

Midwest

#Cedric Maxwell, Charlotte
Lew Massey, Charlotte
John Long, Detroit
Rickey Green, Michigan
Phil Hubbard, Michigan

Midwest

#Butch Lee, Marquette
Bo Ellis, Marquette
Mike Glenn, Southern Ill.
Skip Brown, Wake Forest
Jerry Schellenberg, Wake Forest

West

#Eddie Owens, UNLV
#Robert Smith, UNLV
Steve Hayes, Idaho St.
Ed Thompson, Idaho St.
Marques Johnson, UCLA
Jeff Jonas, Utah

1978**East**

#Jim Spanarkel, Duke
Eugene Banks, Duke
Mike Gminski, Duke
Bobby Willis, Penn
Keith Herron, Villanova

Midwest

#Kyle Macy, Kentucky
Jack Givens, Kentucky
Mike Phillips, Kentucky
Magic Johnson, Michigan St.
Greg Kelsner, Michigan St.

Midwest

#Kelly Tripucka, Notre Dame
Dave Corzine, DePaul
Gary Garland, DePaul
Rick Wilson, Louisville
Rich Branning, Notre Dame

West

#Ron Brewer, Arkansas
Marvin Delph, Arkansas
Sidney Moncrief, Arkansas
Keith Anderson, Cal St. Fullerton
Greg Bunch, Cal St. Fullerton

1979**East**

Tony Price, Penn
Tim Smith, Penn
Reggie Carter, St. John's (NY)
Wayne McKoy, St. John's (NY)
Ron Plair, St. John's (NY)

Midwest

#Greg Kelsner, Michigan St.
Magic Johnson, Michigan St.
Bill Hanzlik, Notre Dame
Kelly Tripucka, Notre Dame
Jim Swaney, Toledo

Midwest

#Larry Bird, Indiana St.
Sidney Moncrief, Arkansas
Steve Schall, Arkansas
Carl Nicks, Indiana St.
Raymond Whitley, Oklahoma

West

#Gary Garland, DePaul
Curtis Watkins, DePaul
Bill Cartwright, San Francisco
David Greenwood, UCLA
Roy Hamilton, UCLA

1980**East**

#Eric Floyd, Georgetown
Vince Brookins, Iowa
John Duren, Georgetown
Craig Shelton, Georgetown
Louis Orr, Syracuse

Midwest

#Joe Barry Carroll, Purdue
Mike Gminski, Duke
Isiah Thomas, Indiana
Fred Cowan, Kentucky
Drake Morris, Purdue

Midwest

#Darrell Griffith, Louisville
DeWayne Scales, LSU
Wiley Brown, Louisville
Mark Dressler, Missouri
David Britton, Texas A&M

West

#*Mike Sanders, UCLA
Larry Nance, Clemson
Kelvin Ransley, Ohio St.
*Rod Foster, UCLA
*Kiki Vandeweghe, UCLA

1981**East**

#Jeff Lamp, Virginia
Danny Ainge, BYU
Orlando Woolridge, Notre Dame
Lee Raker, Virginia
Ralph Sampson, Virginia

Midwest

#Isiah Thomas, Indiana
Glenn Marcus, UAB

Ray Tolbert, Indiana
Randy Wittman, Indiana
Brian Warwick, Saint Joseph's

Midwest

#Durand Macklin, LSU
Greg Cook, LSU
Ethan Martin, LSU
Cliff Levingston, Wichita St.
Randy Smithson, Wichita St.

West

#Al Wood, North Carolina
Rolando Blackman, Kansas St.
Ed Nealy, Kansas St.
Sam Perkins, North Carolina
James Worthy, North Carolina

1982**East**

#James Worthy, North Carolina
Jimmy Black, North Carolina
Sam Perkins, North Carolina
Ed Pinckney, Villanova
John Pinone, Villanova

Midwest

#Oliver Robinson, UAB
Lancaster Gordon, Louisville
Charles Jones, Louisville
Derek Smith, Louisville
Ralph Sampson, Virginia

Midwest

#Robert Williams, Houston
John Bagley, Boston College
John Garris, Boston College
Larry Micheaux, Houston
Ricky Frazier, Missouri

West

#Eric Floyd, Georgetown
Rod Higgins, Fresno St.
Patrick Ewing, Georgetown
*Lester Conner, Oregon St.
*Charlie Sitton, Oregon St.

1983**East**

#James Banks, Georgia
Terry Fair, Georgia
Vern Fleming, Georgia
Michael Jordan, North Carolina
Chris Mullin, St. John's (NY)

Midwest

#Lancaster Gordon, Louisville
Darrell Walker, Arkansas
Jim Master, Kentucky
Melvin Turpin, Kentucky
Scooter McCray, Louisville

Midwest

#Akeem Olajuwon, Houston
Larry Micheaux, Houston
Michael Young, Houston
Greg Stokes, Iowa
John Pinone, Villanova

West

#Dereck Whittenburg, North Carolina St.
John Garris, Boston College
Thurl Bailey, North Carolina St.
Lorenzo Charles, North Carolina St.
Ralph Sampson, Virginia

1984**East**

#Jim Miller, Virginia
Steve Alford, Indiana
Uwe Blab, Indiana
Sam Perkins, North Carolina
Olden Polynice, Virginia

Midwest

#Dickey Beal, Kentucky
Bruce Douglas, Illinois
Sam Bowie, Kentucky
Melvin Turpin, Kentucky
Lancaster Gordon, Louisville

Midwest

#Akeem Olajuwon, Houston
Michael Young, Houston
*William Bedford, Memphis
Kenny Green, Wake Forest
Delaney Rudd, Wake Forest

West

#Patrick Ewing, Georgetown
Roosevelt Chapman, Dayton
Ed Young, Dayton
Michael Jackson, Georgetown
Detlef Schrempf, Washington

1985**East**

#Patrick Ewing, Georgetown
David Wingate, Georgetown
Bruce Dalrymple, Georgia Tech
Mark Price, Georgia Tech
John Salley, Georgia Tech
Doug Altgenberger, Illinois

Southeast

#Ed Pinckney, Villanova
Adrian Branch, Maryland
Brad Daugherty, North Carolina
Kenny Smith, North Carolina
Harold Pressley, Villanova

Midwest

#*Andre Turner, Memphis
Karl Malone, Louisiana Tech
*William Bedford, Memphis
*Keith Lee, Memphis
Darryl Kennedy, Oklahoma
Wayman Tisdale, Oklahoma

West

#Chris Mullin, St. John's (NY)
Kenny Walker, Kentucky
Lorenzo Charles, North Carolina St.
Spud Webb, North Carolina St.
Walter Berry, St. John's (NY)

1986**East**

#Johnny Dawkins, Duke
Ken McFadden, Cleveland St.
Mark Alarie, Duke
David Robinson, Navy
Kylor Whitaker, Navy

Southeast

#Don Redden, LSU
Mark Price, Georgia Tech
Winston Bennett, Kentucky
Kenny Walker, Kentucky
Ricky Blanton, LSU

Midwest

#Danny Manning, Kansas
Calvin Thompson, Kansas
Scott Skiles, Michigan St.
Charles Shackelford, North Carolina St.
Chris Washburn, North Carolina St.

West

#Chuck Person, Auburn
Herbert Crook, Louisville
Pervis Ellison, Louisville
Billy Thompson, Louisville
Brad Daugherty, North Carolina

1987**East**

#Rony Seikaly, Syracuse
J.R. Reid, North Carolina
David Rivers, Notre Dame
Derrick Coleman, Syracuse
Sherman Douglas, Syracuse

Southeast

#Billy Donovan, Providence
Reggie Williams, Georgetown
Danny Manning, Kansas
Darryl Wright, Providence
Steve Wright, Providence

Midwest

#Nikita Wilson, LSU
Tommy Amaker, Duke
Steve Alford, Indiana
Rick Calloway, Indiana
Anthony Wilson, LSU

West

#Armon Gilliam, UNLV
B.J. Armstrong, Iowa
Kevin Gamble, Iowa
Tim McCalister, Oklahoma
Fennis Dembo, Wyoming

1988**East**

#Danny Ferry, Duke
Billy King, Duke
Kevin Strickland, Duke
Carlton Owens, Rhode Island
Tim Perry, Temple

Southeast

#Stacey King, Oklahoma
*Rex Chapman, Kentucky
Harvey Grant, Oklahoma
Doug West, Villanova
Kenny Wilson, Villanova

Midwest

#Danny Manning, Kansas
Milt Newton, Kansas
Kevin Pritchard, Kansas
Mitch Richmond, Kansas St.
William Scott, Kansas St.

West

#Sean Elliott, Arizona
Steve Kerr, Arizona
Tom Tolbert, Arizona
Rumeal Robinson, Michigan
J.R. Reid, North Carolina

1989**East**

#Danny Ferry, Duke
Phil Henderson, Duke
Christian Laettner, Duke
Alonzo Mourning, Georgetown
Charles Smith, Georgetown

Southeast

#Glen Rice, Michigan
Sean Higgins, Michigan
Rumeal Robinson, Michigan
J.R. Reid, North Carolina
John Crotty, Virginia

Midwest

#Nick Anderson, Illinois
Kenny Battle, Illinois
Kendall Gill, Illinois
Sherman Douglas, Syracuse
Billy Owens, Syracuse

West

#Andrew Gaze, Seton Hall
Sean Elliott, Arizona
David Butler, UNLV
Gerald Greene, Seton Hall
Daryll Walker, Seton Hall

1990**East**

#Christian Laettner, Duke
Alaa Abdelnaby, Duke
Phil Henderson, Duke
Tate George, UConn
Chris Smith, UConn

Southeast

#Kenny Anderson, Georgia Tech
Dennis Scott, Georgia Tech
Steve Smith, Michigan St.
Willie Burton, Minnesota
Melvin Newbern, Minnesota

Midwest

#Lenzie Howell, Arkansas
Lee Mayberry, Arkansas
Oliver Miller, Arkansas
Lance Blanks, Texas
Travis Mays, Texas

West

#Stacey Augmon, UNLV
Chandler Thompson, Ball St.
Bo Kimble, Loyola Marymount
Anderson Hunt, UNLV
Larry Johnson, UNLV

1991**East**

#Mark Mason, Temple
Carl Thomas, Eastern Mich.
Hubert Davis, North Carolina
Rick Fox, North Carolina
Mik Kilgore, Temple

Southeast

#Alonzo Jamison, Kansas
Todd Day, Arkansas

Oliver Miller, Arkansas
Terry Brown, Kansas
Adonis Jordan, Kansas

Midwest

#Bobby Hurley, Duke
Thomas Hill, Duke
Christian Laettner, Duke
Jason Buchanan, St. John's (NY)
Malik Sealy, St. John's (NY)

West

#Larry Johnson, UNLV
Brian Williams, Arizona
Greg Anthony, UNLV
Stacey Augmon, UNLV
Terry Dehere, Seton Hall

1992**East**

#Christian Laettner, Duke
Bobby Hurley, Duke
Jamal Mashburn, Kentucky
Sean Woods, Kentucky
Gordon Wincheste, Seton Hall

Southeast

#*Jalen Rose, Michigan
*Chris Webber, Michigan
Eric Montross, North Carolina
Lawrence Funderburke, Ohio St.
Jim Jackson, Ohio St.

Midwest

#Herb Jones, Cincinnati
Anthony Buford, Cincinnati
Nick Van Exel, Cincinnati
Jon Barry, Georgia Tech
Anfernee Hardaway, Memphis

West

#Eric Anderson, Indiana
Damon Bailey, Indiana
Calbert Cheaney, Indiana
Alan Henderson, Indiana
Tracy Murray, UCLA

1993**East**

#George Lynch, North Carolina
Erik Martin, Cincinnati
Nick Van Exel, Cincinnati
Eric Montross, North Carolina
Donald Williams, North Carolina

Southeast

#Travis Ford, Kentucky
Rodney Dobard, Florida St.
Jamal Mashburn, Kentucky
Jared Prickett, Kentucky
Mark Bell, Western Ky.

Midwest

#Calbert Cheaney, Indiana
Greg Graham, Indiana
Adonis Jordan, Kansas
Richard Scott, Kansas
Rex Walters, Kansas

West

#*Chris Webber, Michigan
*Juwan Howard, Michigan
*Jalen Rose, Michigan
Eddie Jones, Temple
Aaron McKie, Temple

1994**East**

#Craig Brown, Florida
Bill Curley, Boston College
Howard Easley, Boston College
Dan Cross, Florida
Andrew DeClercq, Florida

Southeast

#Grant Hill, Duke
Jeff Capel, Duke
Cherokee Parks, Duke
Cuonzo Martin, Purdue
Glenn Robinson, Purdue

Midwest

#Juwan Howard, Michigan
Clint McDaniel, Arkansas
Scotty Thurman, Arkansas
Corliss Williamson, Arkansas
Gary Collier, Tulsa

West

#Khalid Reeves, Arizona
Damon Stoudamire, Arizona
*Melvin Booker, Missouri
Adrian Autry, Syracuse
Lawrence Moten, Syracuse

1995**East**

#Bryant Reeves, Oklahoma St.
Derek Kellogg, Massachusetts
Scott Pierce, Oklahoma St.
Randy Rutherford, Oklahoma St.
Tim Duncan, Wake Forest

Southeast

#Jerry Stackhouse, North Carolina
Allen Iverson, Georgetown
Tony Delk, Kentucky
Rasheed Wallace, North Carolina
Donald Williams, North Carolina

Midwest

#Corliss Williamson, Arkansas
Scotty Thurman, Arkansas
Mingo Johnson, Memphis
Junior Burrough, Virginia
Harold Deane, Virginia

West

#Tyus Edney, UCLA
Ray Allen, UConn
Donny Marshall, UConn
Toby Bailey, UCLA
Ed O'Bannon, UCLA

1996**East**

#*Marcus Camby, Massachusetts
Allen Iverson, Georgetown
*Donta Bright, Massachusetts
*Carmelo Travieso, Massachusetts
*Jason Sasser, Texas Tech

Southeast

#Dontae' Jones, Mississippi St.
Darnell Burton, Cincinnati
Danny Fortson, Cincinnati
Erick Dampier, Mississippi St.
Darryl Wilson, Mississippi St.

Midwest

#Tony Delk, Kentucky
Derek Anderson, Kentucky
Anthony Epps, Kentucky
Antoine Walker, Kentucky
Tim Duncan, Wake Forest

West

#John Wallace, Syracuse
Pertha Robinson, Georgia
Shandon Anderson, Georgia
Jacque Vaughn, Kansas
Otis Hill, Syracuse

1997**East**

#Shammond Williams, North Carolina
Alex Sanders, Louisville
Vince Carter, North Carolina
Ed Cota, North Carolina
Antawn Jamison, North Carolina

Southeast

#Miles Simon, Arizona
Mike Bibby, Arizona
Paul Pierce, Kansas
God Shammgod, Providence
Jamel Thomas, Providence

Midwest

#*Bobby Jackson, Minnesota
Dedric Willoughby, Iowa St.
*Sam Jacobson, Minnesota
Cameron Dollar, UCLA
Charles O'Bannon, UCLA

West

#Ron Mercer, Kentucky
Wayne Turner, Kentucky
Rashid Bey, Saint Joseph's
Brevin Knight, Stanford
Keith Van Horn, Utah

1998**East**

#Antawn Jamison, North Carolina
Khalid El-Amin, UConn
Richard Hamilton, UConn
Vince Carter, North Carolina
Ed Cota, North Carolina
Shammond Williams, North Carolina

South

#Wayne Turner, Kentucky
Trajan Langdon, Duke
Roshown McLeod, Duke
Scott Padgett, Kentucky
Jeff Sheppard, Kentucky

Midwest

#Arthur Lee, Stanford
Cuttino Mobley, Rhode Island
Tyson Wheeler, Rhode Island
Mark Madsen, Stanford
Bryce Drew, Valparaiso

West

#Andre Miller, Utah
Mike Bibby, Arizona
Michael Doleac, Utah
Alex Jensen, Utah
Hanno Mottola, Utah

1999**East**

#Trajan Langdon, Duke
William Avery, Duke
Elton Brand, Duke
Mark Karcher, Temple
Pepe Sanchez, Temple

South

#Scoonie Penn, Ohio St.
Ken Johnson, Ohio St.
Michael Redd, Ohio St.
Erick Barkley, St. John's (NY)
Lavor Postell, St. John's (NY)

Midwest

#Morris Peterson, Michigan St.
Scott Padgett, Kentucky
Wally Szczerbiak, Miami (OH)
Mateen Cleaves, Michigan St.
A.J. Granger, Michigan St.

West

#Richard Hamilton, UConn
Kevin Freeman, UConn
Ricky Moore, UConn
Casey Calvary, Gonzaga
Quentin Hall, Gonzaga

2000**East**

#Mike Miller, Florida
Shane Battier, Duke
Udonis Haslem, Florida
Brett Nelson, Florida
Fredrik Jonzen, Oklahoma St.

South

#Joseph Forte, North Carolina
Jason Capel, North Carolina
Ed Cota, North Carolina
Eric Coley, Tulsa
Brandon Kurtz, Tulsa

Midwest

#Morris Peterson, Michigan St.
Marcus Fizer, Iowa St.
Jamaal Tinsley, Iowa St.
Mateen Cleaves, Michigan St.
A.J. Granger, Michigan St.
Andre Hutson, Michigan St.

West

#Jon Bryant, Wisconsin
Brian Cardinal, Purdue
Carson Cunningham, Purdue
Mike Robinson, Purdue
Mike Kelley, Wisconsin
Andy Kowske, Wisconsin

2001**East**

#Jason Williams, Duke
Shane Battier, Duke
David Bluthenthal, Southern California
Sam Clancy, Southern California
Brian Scalabrine, Southern California

South

#Charlie Bell, Michigan St.
Casey Calvary, Gonzaga
David Thomas, Michigan St.
Lynn Greer, Temple
Kevin Lyde, Temple

Midwest

#Gilbert Arenas, Arizona
Jason Gardner, Arizona
Richard Jefferson, Arizona
Loren Woods, Arizona
Robert Archibald, Illinois

West

#Lonny Baxter, Maryland
Kenny Satterfield, Cincinnati
Juan Dixon, Maryland
Casey Jacobsen, Stanford
Ryan Mendez, Stanford

2002**East**

#Lonny Baxter, Maryland
Caron Butler, UConn
Tony Robertson, UConn
Juan Dixon, Maryland
Rolan Roberts, Southern Ill.

South

#Tom Coverdale, Indiana
Dane Fife, Indiana
Jared Jeffries, Indiana
Antonio Gates, Kent St.
Trevor Huffman, Kent St.

Midwest

#Drew Gooden, Kansas
Nick Collison, Kansas
Keith Langford, Kansas
Frederick Jones, Oregon
Luke Ridnour, Oregon
James Thomas, Texas

West

#Hollis Price, Oklahoma
Rickey Pauling, Missouri
Kareem Rush, Missouri
Ebi Ere, Oklahoma
Quannas White, Oklahoma

2003**East**

#Carmelo Anthony, Syracuse
Marquis Daniels, Auburn
Joel Cornette, Butler
Ebi Ere, Oklahoma
Hakim Warrick, Syracuse

South

#T.J. Ford, Texas
Emeka Okafor, UConn
Paul Davis, Michigan St.
Erazem Lorbek, Michigan St.
Brandon Mouton, Texas

Midwest

#Dwyane Wade, Marquette
Keith Bogans, Kentucky
Marquis Estill, Kentucky
Robert Jackson, Marquette
Steve Novak, Marquette

West

#Kirk Hinrich, Kansas
Jason Gardner, Arizona
Luke Walton, Arizona
Nick Collison, Kansas
Keith Langford, Kansas

2004**Atlanta**

#Luol Deng, Duke
Shelden Williams, Duke
Lionel Chalmers, Xavier
Anthony Myles, Xavier
Romain Sato, Xavier

East Rutherford, NJ

#John Lucas, Oklahoma St.
Tony Allen, Oklahoma St.
Joey Graham, Oklahoma St.
Jameer Nelson, Saint Joseph's
Delonte West, Saint Joseph's

Phoenix

#Ben Gordon, UConn
Chuck Davis, Alabama
Kennedy Winston, Alabama
Rashad Anderson, UConn
Emeka Okafor, UConn

St. Louis

#Jarrett Jack, Georgia Tech
Clarence Moore, Georgia Tech
Aaron Miles, Kansas
Wayne Simien, Kansas
Kirk Snyder, Nevada

2005**Albuquerque, NM**

#Larry O'Bannon, Louisville
Taquan Dean, Louisville
Francisco Garcia, Louisville
Patrick Beilein, West Virginia
Kevin Pittsnogle, West Virginia

Austin, TX

#Shannon Brown, Michigan St.
Chuck Hayes, Kentucky
Maurice Ager, Michigan St.
Paul Davis, Michigan St.
Andrew Bogut, Utah

Chicago

#Deron Williams, Illinois
Hassan Adams, Arizona
Channing Frye, Arizona
Salim Stoudamire, Arizona
Luther Head, Illinois

Syracuse, NY

#Sean May, North Carolina
Rashad McCants, North Carolina
Randy Foye, Villanova
Clayton Hanson, Wisconsin
Alando Tucker, Wisconsin

2006**Atlanta**

#Tyrus Thomas, LSU
Shelden Williams, Duke
Glen Davis, LSU
LaMarcus Aldridge, Texas
P.J. Tucker, Texas

Minneapolis

#Joakim Noah, Florida
Craig Smith, Boston College
Taurean Green, Florida
Al Horford, Florida
Randy Foye, Villanova

Oakland, CA

#Ryan Hollins, UCLA
Adam Morrison, Gonzaga
Darius Washington, Memphis
Arron Afflalo, UCLA
Jordan Farmar, UCLA

Washington, D.C.

#Lamar Butler, George Mason
Rudy Gay, UConn
Marcus Williams, UConn
Folarin Campbell, George Mason
Jamaal Williams, Washington

2007**East**

#Jeff Green, Georgetown
Roy Hibbert, Georgetown
Dajuan Summers, Georgetown
Tyler Hansbrough, North Carolina
Brandon Wright, North Carolina

South

#Mike Conley Jr., Ohio St.
Chris Douglas-Roberts, Memphis
Jeremy Hunt, Memphis
Ron Lewis, Ohio St.
Greg Oden, Ohio St.

Midwest

#Taurean Green, Florida
Lee Humphrey, Florida
Aaron Brooks, Oregon
Malik Hairston, Oregon
Tajuan Porter, Oregon

West

#Arron Afflalo, UCLA
Russell Robinson, Kansas
Brandon Rush, Kansas
Jamaal Tatum, Southern Ill.
Darren Collison, UCLA

2008**East**

#Tyler Hansbrough, North Carolina
Earl Clark, Louisville
Jerry Smith, Louisville
Wayne Ellington, North Carolina
Ty Lawson, North Carolina

South

#*Derrick Rose, Memphis
*Joey Dorsey, Memphis
*Chris Douglas-Roberts, Memphis
Brook Lopez, Stanford
D.J. Augustin, Texas

Midwest

#Stephen Curry, Davidson
Jason Richards, Davidson
Mario Chalmers, Kansas
Sasha Kaun, Kansas
Brandon Rush, Kansas

West

#Kevin Love, UCLA
Darren Collison, UCLA
Russell Westbrook, UCLA
Tyrone Brazelton, Western Ky.
Josh Duncan, Xavier

2009**East**

#Scottie Reynolds, Villanova
DeJuan Blair, Pittsburgh
Sam Young, Pittsburgh
Dwayne Anderson, Villanova
Dante Cunningham, Villanova

South

#Ty Lawson, North Carolina
Danny Green, North Carolina
Tyler Hansbrough, North Carolina
Blake Griffin, Oklahoma
Jonny Flynn, Syracuse

Midwest

#Goran Suton, Michigan St.
Cole Aldrich, Kansas
Earl Clark, Louisville
Kalin Lucas, Michigan St.
Travis Walton, Michigan St.

West

#A.J. Price, UConn
Kemba Walker, UConn
Tyreke Evans, Memphis
DeMarre Carroll, Missouri
J.T. Tiller, Missouri

2010**East**

#Joe Mazzulla, West Virginia
DeMarcus Cousins, Kentucky
John Wall, Kentucky
Da'Sean Butler, West Virginia
Kevin Jones, West Virginia

South

#Nolan Smith, Duke
Tweet Carter, Baylor
LaceDarius Dunn, Baylor
Ekpe Udoh, Baylor
Jon Scheyer, Duke

Midwest

#Durrell Summers, Michigan St.
Draymond Green, Michigan St.
Evan Turner, Ohio St.
Wayne Chism, Tennessee
J.P. Prince, Tennessee

West

#Gordon Hayward, Butler
Shelvin Mack, Butler
Denis Clemente, Kansas St.
Jacob Pullen, Kansas St.
Jordan Crawford, Xavier

2011**East**

#Brandon Knight, Kentucky
Josh Harrellson, Kentucky
DeAndre Liggins, Kentucky
Harrison Barnes, North Carolina
Tyler Zeller, North Carolina

Southeast

#Shelvin Mack, Butler
Matt Howard, Butler
Kenny Boynton, Florida
Vernon Macklin, Florida
Alex Tyus, Florida

Southwest

#Jamie Skeen, VCU
Marcus Morris, Kansas
Bradford Burgess, VCU
Joey Rodriguez, VCU
Brandon Rozzell, VCU

West

#Kemba Walker, UConn
Jesse Perry, Arizona
Derrick Williams, Arizona
Jeremy Lamb, UConn
Kyrie Irving, Duke

2012**East**

#Jared Sullinger, Ohio St.
Lenzelle Smith Jr., Ohio St.
Deshaun Thomas, Ohio St.
Scoop Jardine, Syracuse
Jordan Taylor, Wisconsin

South

#Michael Kidd-Gilchrist, Kentucky
Quincy Acy, Baylor
Christian Watford, Indiana
Anthony Davis, Kentucky
Doron Lamb, Kentucky

Midwest

#Thomas Robinson, Kansas
Tyshawn Taylor, Kansas
Jeff Withey, Kansas
Tyler Zeller, North Carolina
Walter Offutt, Ohio

West

#Chane Behanan, Louisville
Bradley Beal, Florida
Gorgui Dieng, Louisville
Peyton Siva, Louisville
Draymond Green, Michigan St.

2013**East**

#Michael Carter-Williams, Syracuse
Vander Blue, Marquette
Davante Gardner, Marquette
C.J. Fair, Syracuse
James Southerland, Syracuse

South

#Trey Burke, Michigan
Mike Rosario, Florida
Ben McLemore, Kansas
Mitch McGary, Michigan
Nik Stauskas, Michigan

Midwest

#Russ Smith, Louisville
Seth Curry, Duke
Mason Plumlee, Duke
Gorgui Dieng, Louisville
Peyton Siva, Louisville

West

#Malcolm Armstead, Wichita St.
Mark Lyons, Arizona
LaQuinton Ross, Ohio St.
Deshaun Thomas, Ohio St.
Carl Hall, Wichita St.

2014**East**

#Shabazz Napier, UConn
DeAndre Daniels, UConn
Dustin Hogue, Iowa St.
Gary Harris, Michigan St.
Adreian Payne, Michigan St.

South


#Scottie Wilbekin, Florida
Devin Oliver, Dayton
Dyshawn Pierre, Dayton
Michael Frazier II, Florida
Dwight Powell, Stanford

Midwest

#Julius Randle, Kentucky
Aaron Harrison, Kentucky
Marcus Lee, Kentucky
Caris LeVert, Michigan
Nik Stauskas, Michigan

West

#Frank Kaminsky, Wisconsin
Aaron Gordon, Arizona
Nick Johnson, Arizona
Xavier Thames, San Diego St.
Traevon Jackson, Wisconsin



The Tournament

Tournament Records.....	2
Tournament History Rankings	9
Annual Individual Leaders	10
Seeds History.....	15
Yearly Totals.....	23
Conference Won-Lost Records.....	26
Tournament Field by State	32
Televised College Basketball Games...	33
Financial Analysis.....	34
Tournament Facts.....	35
Team-By-Team Won-Lost Records	41



Tournament Records

A national championship game is indicated by (CH), national semifinal game by (NSF), national third-place game by (N3d), regional final game by (RF), regional semifinal game by (RSF), regional third-place game by (R3d), second-round game by (2R), first-round game by (1st R), opening-round game by (OR), and later vacated by (*).

Individual Game

POINTS

- 61, Austin Carr, Notre Dame vs. Ohio, 1st R, 3-7-1970
 58, Bill Bradley, Princeton vs. Wichita St., N3d, 3-20-1965
 56, Oscar Robertson, Cincinnati vs. Arkansas, R3d, 3-15-1958
 52, Austin Carr, Notre Dame vs. Kentucky, RSF, 3-12-1970
 52, Austin Carr, Notre Dame vs. TCU, 1st R, 3-13-1971
 50, David Robinson, Navy vs. Michigan, 1st R, 3-12-1987
 49, Elvin Hayes, Houston vs. Loyola Chicago, 1st R, 3-9-1968
 48, Hal Lear, Temple vs. SMU, N3d, 3-23-1956
 47, Austin Carr, Notre Dame vs. Houston, R3d, 3-20-1971
 46, Dave Corzine, DePaul vs. Louisville, RSF, 3-17-1978 (2 ot)
 45, Bob Houbregs, Washington vs. Seattle, RSF, 3-13-1953
 45, Austin Carr, Notre Dame vs. Iowa, R3d, 3-14-1970
 45, Bo Kimble, Loyola Marymount vs. New Mexico St., 1st R, 3-16-1990
 44, Clyde Lovellette, Kansas vs. Saint Louis, RF, 3-22-1952
 44, Rod Thorn, West Virginia vs. Saint Joseph's, RSF, 3-15-1963
 44, Dan Issel, Kentucky vs. Notre Dame, RSF, 3-12-1970
 44, Bill Walton, UCLA vs. Memphis, CH, 3-26-1973
 44, Hersey Hawkins, Bradley vs. Auburn, 1st R, 3-17-1988
 44, Travis Mays, Texas vs. Georgia, 1st R, 3-17-1990
 44, Glenn Robinson, Purdue vs. Kansas, RSF, 3-24-1994

POINTS BY TWO TEAMMATES

- 85, Austin Carr (61) and Collis Jones (24), Notre Dame vs. Ohio, 1st R, 3-7-1970
 78, Austin Carr (52) and Collis Jones (26), Notre Dame vs. TCU, 1st R, 3-13-1971
 78, Jeff Fryer (41) and Bo Kimble (37), Loyola Marymount vs. Michigan, 2d R, 3-18-1990
 74, Bill Bradley (58) and Don Rodenbach (16), Princeton vs. Wichita St., N3d, 3-20-1965
 74, Austin Carr (52) and Collis Jones (22), Notre Dame vs. Kentucky, RSF, 3-12-1970

POINTS BY TWO OPPOSING PLAYERS

- 96, Austin Carr (52), Notre Dame, and Dan Issel (44), Kentucky, RSF, 3-12-1970
 85, Austin Carr (61), Notre Dame, and John Canine (24), Ohio, 1st R, 3-7-1970
 85, Austin Carr (47), Notre Dame, and Poo Welch (38), Houston, R3d, 3-20-1971
 83, David Robinson (50), Navy, and Garde Thompson (33), Michigan, 1st R, 3-12-1987
 80, Hersey Hawkins (44), Bradley, and Chris Morris (36), Auburn, 1st R, 3-17-1988

FIELD GOALS

- 25, Austin Carr, Notre Dame vs. Ohio, 1st R, 3-7-1970
 22, Bill Bradley, Princeton vs. Wichita St., N3d, 3-20-1965
 22, Austin Carr, Notre Dame vs. Kentucky, RSF, 3-12-1970
 22, David Robinson, Navy vs. Michigan, 1st R, 3-12-1987
 21, Oscar Robertson, Cincinnati vs. Arkansas, R3d, 3-15-1958
 21, Austin Carr, Notre Dame vs. Iowa, R3d, 3-14-1970
 21, Bill Walton, UCLA vs. Memphis, CH, 3-26-1973
 20, Bob Houbregs, Washington vs. Seattle, RSF, 3-13-1953
 20, Elvin Hayes, Houston vs. Loyola Chicago, 1st R, 3-9-1968

- 20, Austin Carr, Notre Dame vs. TCU, 1st R, 3-13-1971

FIELD GOALS ATTEMPTED

- 44, Austin Carr, Notre Dame vs. Ohio, 1st R, 3-7-1970
 42, Lennie Rosenbluth, North Carolina vs. Michigan St., NSF, 3-22-1957 (3 ot)
 40, Austin Carr, Notre Dame vs. Houston, R3d, 3-20-1971
 39, Austin Carr, Notre Dame vs. Iowa, R3d, 3-14-1970
 38, Bob Cousy, Holy Cross vs. North Carolina St., RF, 3-25-1950
 37, David Robinson, Navy vs. Michigan, 1st R, 3-12-1987
 37, Charles Jones, LIU Brooklyn vs. Villanova, 1st R, 3-13-1997
 36, Oscar Robertson, Cincinnati vs. Arkansas, R3d, 3-15-1958
 36, Rick Mount, Purdue vs. UCLA, CH, 3-22-1969
 36, Ernie DiGregorio, Providence vs. Memphis, NSF, 3-26-1973

- 36, Popeye Jones, Murray St. vs. Michigan St., 1st R, 3-15-1990 (ot)

*Record later vacated

- 42, *Bo Lamar, La.-Lafayette vs. Louisville, RSF, 3-16-1972

FIELD-GOAL PERCENTAGE

(Minimum 10 FGM)

- 100% (11-11), Kenny Walker, Kentucky vs. Western Ky., 2d R, 3-16-1986
 100% (10-10), Marvin Barnes, Providence vs. Penn, RSF, 3-15-1973
 100% (10-10), Christian Laettner, Duke vs. Kentucky, RF, 3-28-1992 (ot)
 100% (10-10), Taj Gibson, Southern California vs. Boston College, 1st R, 3-20-2009
 95.5% (21-22), Bill Walton, UCLA vs. Memphis, CH, 3-26-1973
 92.3% (12-13), Dennis Holman, SMU vs. Cincinnati, R3d, 3-12-1966
 92.3% (12-13), Quadre Lollis, Montana St. vs. Syracuse, 1st R, 3-14-1996
 91.7% (11-12), Pembroke Burrows, Jacksonville vs. Iowa, RSF, 3-12-1970
 91.7% (11-12), Kenny Gregory, Kansas vs. DePaul, 1st R, 3-17-2000
 91.7% (11-12), Blake Griffin, Oklahoma vs. Morgan St., 1st R, 3-19-2009

THREE-POINT FIELD GOALS

- 11, Jeff Fryer, Loyola Marymount vs. Michigan, 2d R, 3-18-1990
 10, Freddie Banks, UNLV vs. Indiana, NSF, 3-28-1987
 10, Robert Sallie, Memphis vs. Cal St. Northridge, 1st R, 3-19-2009
 9, Garde Thompson, Michigan vs. Navy, 1st R, 3-12-1987
 9, Johnny Miller, Temple vs. Cincinnati, 1st R, 3-16-1995
 9, Johnny Hemsley, Miami (FL) vs. Lafayette, 1st R, 3-12-1999
 9, Ricky Paulding, Missouri vs. Marquette, 2d R, 3-22-2003 (ot)
 9, Gerry McNamara, Syracuse vs. BYU, 1st R, 3-18-2004
 9, Brady Heslip, Baylor vs. Colorado, 3d R, 3-17-2012
 8, 22 tied (most recent: Eric Bledsoe, Kentucky vs. East Tenn. St., 1st R, 3-18-2010)

THREE-POINT FIELD GOALS ATTEMPTED

- 22, Jeff Fryer, Loyola Marymount vs. Arkansas, 1st R, 3-16-1989
 20, Chris Walker, Villanova vs. LSU, 1st R, 3-15-1990
 19, Freddie Banks, UNLV vs. Indiana, NSF, 3-28-1987
 19, Gerald Paddio, UNLV vs. Iowa, 2d R, 3-20-1988
 19, Phillip Allen, N.C. A&T vs. Arkansas, 1st R, 3-18-1994
 18, Bobby Hurley, Duke vs. California, 2d R, 3-20-1993
 18, Jeff Boschee, Kansas vs. Kentucky, 2d R, 3-14-1999
 18, Darius Lane, Seton Hall vs. Oklahoma St., RSF, 3-24-2000
 18, Chris Lofton, Tennessee vs. Wichita St., 2d R, 3-18-2006
 17, Damin Lopez, Pepperdine vs. Michigan, 1st R, 3-17-1994
 17, Johnny Miller, Temple vs. Cincinnati, 1st R, 3-16-1995

- 17, Shawn Respert, Michigan St. vs. Weber St., 1st R, 3-17-1995

- 17, Dedic Willoughby, Iowa St. vs. UCLA, RSF, 3-20-1997 (ot)

- 17, Kirk Hinrich, Kansas vs. Arizona, RF, 3-29-2003

- 17, Taquan Dean, Louisville vs. West Virginia, RF, 3-26-2005

- 17, Drew Neitzel, Michigan St. vs. North Carolina, 2d R, 3-17-2007

THREE-POINT FIELD-GOAL PERCENTAGE

(Minimum Five 3FGM)

- 100% (8-8), John Goldsberry, UNC Wilmington vs. Maryland, 1st R, 3-21-2003
 100% (7-7), Sam Cassell, Florida St. vs. Tulane, 2d R, 3-20-1993
 100% (7-7), David Lighty, Ohio St. vs. George Mason, 3d R, 3-20-2011
 100% (6-6), Mike Buck, Middle Tenn. vs. Florida St., 1st R, 3-16-1989
 100% (6-6), Migjen Bakalli, North Carolina St. vs. Southern Miss., 1st R, 3-14-1991
 100% (6-6), Rex Walters, Kansas vs. Ball St., 1st R, 3-18-1993
 100% (6-6), Tay Fisher, Siena vs. Vanderbilt, 1st R, 3-21-2008
 100% (6-6), Nik Stauskas, Michigan vs. Florida, RF, 3-31-2013
 100% (5-5), Mitch Richmond, Kansas St. vs. Georgia, 1st R, 3-12-1987 (ot)
 100% (5-5), Hubert Davis, North Carolina vs. Eastern Mich., RSF, 3-22-1991
 100% (5-5), Kwame Evans, George Washington vs. New Mexico, 1st R, 3-19-1993
 100% (5-5), Jamal Mashburn, Kentucky vs. Wake Forest, RSF, 3-25-1993
 100% (5-5), Dwayne Morton, Louisville vs. Minnesota, 2d R, 3-20-1994
 100% (5-5), Darren Brooks, Southern Ill. vs. Alabama, 1st R, 3-18-2004
 100% (5-5), Luke Hancock, Louisville vs. Michigan, CH, 4-8-2013

THREE-POINT FIELD-GOAL PERCENTAGE

(Minimum Seven 3FGM)

- 100% (8-8), John Goldsberry, UNC Wilmington vs. Maryland, 1st R, 3-21-2003
 100% (7-7), Sam Cassell, Florida St. vs. Tulane, 2d R, 3-20-1993
 100% (7-7), David Lighty, Ohio St. vs. George Mason, 3d R, 3-20-2011
 88.9% (8-9), Darnell Archey, Butler vs. Louisville, 2d R, 3-23-2003
 88.9% (8-9), Eric Bledsoe, Kentucky vs. East Tenn. St., 1st R, 3-18-2010
 87.5% (7-8), William Scott, Kansas St. vs. DePaul, 2d R, 3-19-1988
 87.5% (7-8), Shane Hawkins, Southern Ill. vs. Syracuse, 1st R, 3-17-1995
 87.5% (7-8), Phil Cullen, Utah vs. Indiana, 1st R, 3-14-2002

FREE THROWS MADE

- 23, Bob Carney, Bradley vs. Colorado, RSF, 3-12-1954
 23, Travis Mays, Texas vs. Georgia, 1st R, 3-17-1990
 21, David Robinson, Navy vs. Syracuse, 2d R, 3-16-1986
 19, Tom Hammonds, Georgia Tech vs. Iowa St., 1st R, 3-18-1988
 18, John O'Brien, Seattle vs. Wyoming, R3d, 3-14-1953
 18, Jon Rose, UConn vs. Boston U., 1st R, 3-10-1959
 18, Gail Goodrich, UCLA vs. Michigan, CH, 3-20-1965
 18, Wayne Simien, Kansas vs. UAB, RSF, 3-26-2004
 18, Jared Dudley, Boston College vs. Milwaukee, 2d R, 3-19-2005
 17, Roger Newman, Kentucky vs. Ohio St., RF, 3-18-1961
 17, Barry Kramer, New York U. vs. West Virginia, R3d, 3-16-1963
 17, Tyrone Hill, Xavier vs. Kansas St., 1st R, 3-16-1990
 17, Steve Nash, Santa Clara vs. Maryland, 1st R, 3-15-1996
 17, Adreian Payne, Michigan St. vs. Delaware, 2nd R, 3-20-2014

FREE THROWS ATTEMPTED

- 27, David Robinson, Navy vs. Syracuse, 2d R, 3-16-1986

- 27, Travis Mays, Texas vs. Georgia, 1st R, 3-17-1990
 26, Bob Carney, Bradley vs. Colorado, RSF, 3-12-1954
 24, Donnie Gaunce, Morehead St. vs. Iowa, RSF, 3-16-1956
 22, John O'Brien, Seattle vs. Wyoming, R3d, 3-14-1953
 22, Wilt Chamberlain, Kansas vs. Oklahoma City, RF, 3-16-1957
 22, Roger Newman, Kentucky vs. Ohio St., RF, 3-18-1961
 22, Ronny Turiaf, Gonzaga vs. Cincinnati, 1st R, 3-20-2003
 21, Adrian Dantley, Notre Dame vs. Kansas, 1st R, 3-15-1975
 21, John Bagley, Boston College vs. Wake Forest, 2d R, 3-15-1981
 21, Tom Hammonds, Georgia Tech vs. Iowa St., 1st R, 3-18-1988
 21, Brad Miller, Purdue vs. Rhode Island, 1st R, 3-13-1997
 21, Jared Dudley, Boston College vs. Milwaukee, 2d R, 3-19-2005
 *Record later vacated
 21, *Vernon Maxwell, Florida vs. North Carolina St., 1st R, 3-13-1987

FREE-THROW PERCENTAGE**(Minimum 12 FTM)**

- 100% (17-17), Adreian Payne, Michigan St. vs. Delaware, 2nd R, 3-20-2014
 100% (16-16), Bill Bradley, Princeton vs. Saint Joseph's, 1st R, 3-11-1963
 100% (16-16), Fennis Dembo, Wyoming vs. UCLA, 2d R, 3-14-1987
 100% (15-15), Austin Croshere, Providence vs. Marquette, 1st R, 3-14-1997
 100% (14-14), Kemba Walker, UConn vs. Cincinnati, 3d R, 3-19-2011
 100% (13-13), Bill Bradley, Princeton vs. Providence, RF, 3-13-1965
 100% (13-13), Mike Maloy, Davidson vs. St. John's (NY), RSF, 3-13-1969
 100% (13-13), Al Gooden, Ball St. vs. Boston College, 1st R, 3-13-1981
 100% (13-13), J'Covan Brown, Texas vs. Arizona, 3d R, 3-20-2011

REBOUNDS

- 34, Fred Cohen, Temple vs. UConn, RSF, 3-16-1956
 31, Nate Thurmond, Bowling Green vs. Mississippi St., R3d, 3-16-1963
 30, Jerry Lucas, Ohio St. vs. Kentucky, RF, 3-18-1961
 29, Toby Kimball, UConn vs. Saint Joseph's, 1st R, 3-8-1965
 28, Elvin Hayes, Houston vs. Pacific, R3d, 3-12-1966
 27, Bill Russell, San Francisco vs. Iowa, CH, 3-19-1956
 27, John Green, Michigan St. vs. Notre Dame, RSF, 3-15-1957
 27, Paul Silas, Creighton vs. Oklahoma City, 1st R, 3-9-1964
 27, Elvin Hayes, Houston vs. Loyola Chicago, 1st R, 3-9-1968
 26, Howard Jolliff, Ohio vs. Georgia Tech, RSF, 3-11-1960
 26, Phil Hubbard, Michigan vs. Detroit, RSF, 3-17-1977
 25, Jerry Lucas, Ohio St. vs. Western Ky., RSF, 3-11-1960
 25, Elvin Hayes, Houston vs. TCU, RF, 3-16-1968
 24, Bob Pettit, LSU vs. Penn St., RSF, 3-12-1954
 24, Jerry Bird, Kentucky vs. Iowa, RF, 3-17-1956
 24, Don Boldebuck, Houston vs. Kansas St., R3d, 3-17-1956
 24, K.E. Kirchner, TCU vs. DePaul, R3d, 3-14-1959
 24, Paul Silas, Creighton vs. Memphis, 1st R, 3-12-1962
 24, Eddie Jackson, Oklahoma City vs. Creighton, 1st R, 3-9-1964
 24, Elvin Hayes, Houston vs. UCLA, NSF, 3-24-1967
 24, Elvin Hayes, Houston vs. Louisville, RSF, 3-15-1968
 24, Sam Lacey, New Mexico St. vs. Drake, RF, 3-14-1970
 24, Tom Burleson, North Carolina St. vs. Providence, RSF, 3-14-1974

REBOUNDS SINCE 1973

- 26, Phil Hubbard, Michigan vs. Detroit, RSF, 3-17-1977

- 24, Tom Burleson, North Carolina St. vs. Providence, RSF, 3-14-1974
 23, Kent Benson, Indiana vs. Kentucky, RSF, 3-22-1975
 22, Larry Kenon, Memphis vs. Providence, NSF, 3-26-1973
 22, Akeem Olajuwon, Houston vs. Louisville, NSF, 4-2-1983
 22, Tim Duncan, Wake Forest vs. Oklahoma St., RSF, 3-24-1995
 22, Tim Duncan, Wake Forest vs. St. Mary's (CA), 1st R, 3-14-1997
 22, Luke Harangody, Notre Dame vs. Washington St., 2d R, 3-22-2008
 22, Tyler Zeller, North Carolina vs. Ohio, RSF, 3-23-2012 (ot)
 21, Marvin Barnes, Providence vs. Furman, R3d, 3-16-1974
 21, Leon Douglas, Alabama vs. Arizona St., 1st R, 3-15-1997
 21, Ralph Sampson, Virginia vs. UAB, RSF, 3-18-1982
 21, Loy Vaught, Michigan vs. Illinois St., 1st R, 3-16-1990
 21, Joe Smith, Maryland vs. Texas, 2d R, 3-18-1995
 21, Nick Collison, Kansas vs. Syracuse, CH, 4-7-2003
 21, Kenneth Faried, Morehead St. vs. Alabama St., OR, 3-17-2009
 20, Larry Kenon, Memphis vs. South Carolina, RSF, 3-15-1973
 20, Mike Franklin, Cincinnati vs. Texas A&M, 1st R, 3-15-1975
 20, Tom Roy, Maryland vs. Louisville, RF, 3-22-1975
 20, George Johnson, St. John's (NY) vs. Louisville, 1st R, 3-12-1978
 20, Jerome Lane, Pittsburgh vs. Vanderbilt, 2d R, 3-20-1988
 20, Tim Duncan, Wake Forest vs. Stanford, 2d R, 3-16-1997
 20, Drew Gooden, Kansas vs. Oregon, RF, 3-24-2002
 20, Jared Homan, Iowa St. vs. North Carolina, 2d R, 3-20-2005
 20, Cole Aldrich, Kansas vs. Dayton, 2d R, 3-22-2009

ASSISTS

- 18, Mark Wade, UNLV vs. Indiana, NSF, 3-28-1987
 16, Earl Watson, UCLA vs. Maryland, 2d R, 3-18-2000
 16, Mitch Johnson, Stanford vs. Marquette, 2d R, 3-22-2008
 15, Kenny Patterson, DePaul vs. Syracuse, 1st R, 3-15-1985
 15, Keith Smart, Indiana vs. Auburn, 2d R, 3-14-1987
 15, Pepe Sanchez, Temple vs. Lafayette, 1st R, 3-17-2000
 15, Aaron Craft, Ohio St. vs. George Mason, 3d R, 3-20-2011
 14, Carl Wright, SMU vs. Miami (OH), 1st R, 3-16-1984
 14, Dickey Beal, Kentucky vs. BYU, 2d R, 3-17-1984
 14, Pooh Richardson, UCLA vs. Iowa St., 1st R, 3-17-1989
 14, John Crotty, Virginia vs. Middle Tenn., 2d R, 3-18-1989
 14, Jason Kidd, California vs. Duke, 2d R, 3-20-1993
 14, Mike Lloyd, Syracuse vs. Southern Ill., 1st R, 3-17-1995
 14, Tezale Archie, Pepperdine vs. Oklahoma St., 2d R, 3-19-2000
 14, Adam Emmenecker, Drake vs. Western Ky., 1st R, 3-21-2008
 14, Kendall Marshall, North Carolina vs. Washington, 3d R, 3-20-2011
 14, Brett Comer, FGCU vs. San Diego St., 3d R, 3-24-2013

**Record later vacated*

- 16, *Sam Crawford, New Mexico St. vs. Nebraska, 1st R, 3-19-1993

BLOCKED SHOTS

- 11, Shaquille O'Neal, LSU vs. BYU, 1st R, 3-19-1992
 10, Shawn Bradley, BYU vs. Virginia, 1st R, 3-14-1991
 10, Cole Aldrich, Kansas vs. Dayton, 2d R, 3-22-2009
 10, Jeff Withey, Kansas vs. North Carolina St., RSF, 3-23-2012
 9, David Robinson, Navy vs. Cleveland St., RSF, 3-21-1986
 9, D'or Fischer, Northwestern St. vs. Winthrop, OR, 3-13-2001
 8, Tim Perry, Temple vs. Lehigh, 1st R, 3-18-1988

- 8, Mark Strickland, Temple vs. Oklahoma St., RSF, 3-22-1991 (ot)
 8, Acie Earl, Iowa vs. Duke, 2d R, 3-21-1992
 8, Tim Duncan, Wake Forest vs. Col. of Charleston, 1st R, 3-17-1994
 8, Erick Dampier, Mississippi St. vs. Utah, 2d R, 3-19-1995
 8, Tim Duncan, Wake Forest vs. Oklahoma St., RSF, 3-24-1995
 8, Kelvin Cato, Iowa St. vs. Illinois St., 1st R, 3-13-1997
 8, Shane Battier, Duke vs. Kansas, 2d R, 3-19-2000
 8, Tarvis Williams, Hampton vs. Georgetown, 2d R, 3-17-2001
 8, Kevin Love, UCLA vs. Texas A&M, 2d R, 3-22-2008
 8, Dallas Lauderdale, Ohio St. vs. UC Santa Barbara, 1st R, 3-19-2010
 8, D.J. Stephens, Memphis vs. St. Mary's (CA), 2d R, 3-21-2013

STEALS

- 8, Darrell Hawkins, Arkansas vs. Holy Cross, 1st R, 3-18-1993
 8, Grant Hill, Duke vs. California, 2d R, 3-20-1993
 8, Duane Clemens, Ball St. vs. UCLA, 1st R, 3-16-2000
 8, Ty Lawson, North Carolina vs. Michigan St., CH, 4-6-2009
 8, Russ Smith, Louisville vs. N.C. A&T, 2d R, 3-21-2013
 7, Tommy Amaker, Duke vs. Old Dominion, 2d R, 3-15-1986
 7, Tommy Amaker, Duke vs. Louisville, CH, 3-31-1986
 7, Reggie Miller, UCLA vs. Wyoming, 2d R, 3-14-1987
 7, Delray Brooks, Providence vs. Austin Peay, 2d R, 3-14-1987 (ot)
 7, Ricky Grace, Oklahoma vs. Iowa, RSF, 3-20-1987 (ot)
 7, Mookie Blaylock, Oklahoma vs. Kansas, CH, 4-4-1988
 7, Scott Burrell, UConn vs. Xavier, 2d R, 3-16-1991
 7, Ted Ellis, Manhattan vs. Oklahoma, 1st R, 3-16-1995
 7, Kawika Akina, Northern Ariz. vs. Cincinnati, 1st R, 3-12-1998
 7, T.J. Ford, Texas vs. Oregon, RSF, 3-22-2002
 7, Zakee Wadood, East Tenn. St. vs. Wake Forest, 1st R, 3-21-2003
 7, Jamon Gordon, Virginia Tech vs. Illinois, 1st R, 3-16-2007
 7, Darryl Proctor, UMBC vs. Georgetown, 1st R, 3-21-2008
 7, Brent Arrington, Mississippi Val. vs. Western Ky., 1st R, 3-13-2012

**Record later vacated*

- 7, *Edgar Padilla, Massachusetts vs. UCF, 1st R, 3-14-1996

TRIPLE-DOUBLES

- Gary Grant, Michigan vs. North Carolina, 2d R, 3-14-1987: 24 pts., 10 rebs. & 10 asts.
 Shaquille O'Neal, LSU vs. BYU, 1st R, 3-19-1992: 26 pts., 13 rebs. & 11 blks.
 David Cain, St. John's (NY) vs. Texas Tech, 1st R, 3-18-1993: 12 pts., 11 rebs. & 11 asts.
 Andre Miller, Utah vs. Arizona, RF, 3-21-1998: 18 pts., 14 rebs. & 13 asts.
 Dwyane Wade, Marquette vs. Kentucky, RF, 3-29-2003: 29 pts., 11 rebs. & 11 asts.
 Cole Aldrich, Kansas vs. Dayton, 2d R, 3-22-2009: 13 pts., 20 rebs. & 10 blks.
 Draymond Green, Michigan St. vs. UCLA, 2d R, 3-17-2011: 23 pts., 11 rebs. & 10 asts.
 Draymond Green, Michigan St. vs. LIU Brooklyn, 2d R, 3-16-2012: 24 pts., 12 rebs. & 10 asts.

"UNOFFICIAL" TRIPLE-DOUBLES

- B.H. Born, Kansas vs. Indiana, CH, 3-18-1953: 26 pts., 15 rebs. & 13 blks.
 Oscar Robertson, Cincinnati vs. Kansas St., RF, 3-14-1959: 24 pts., 17 rebs. & 13 asts.
 Oscar Robertson, Cincinnati vs. Louisville, N3d, 3-21-1959: 39 pts., 17 rebs. & 10 asts.
 Oscar Robertson, Cincinnati vs. California, NSF, 3-18-1960: 18 pts., 10 rebs. & 10 asts.
 Oscar Robertson, Cincinnati vs. New York U., N3d, 3-19-1960: 32 pts., 14 rebs. & 11 asts.
 Artis Gilmore, Jacksonville vs. Western Ky., 1st R, 3-13-1971: 12 pts., 22 rebs. & 11 blks.

Magic Johnson, Michigan St. vs. Lamar, 2d R, 3-11-1979: 13 pts., 17 rebs. & 10 asts.
 Magic Johnson, Michigan St. vs. Penn, NSF, 3-24-1979: 29 pts., 10 rebs. & 10 asts.

NOTE: Although assists were not ranked nationally until 1984, and steals and blocked shots were added in 1986, many official tournament box scores before this time included these statistics and were used in compiling the list of "unofficial" tournament triple-doubles.

Individual Series

(Three-Game Minimum for Averages and Percentages)

POINTS

184, Glen Rice, Michigan, 1989 (6 games)
 177, Bill Bradley, Princeton, 1965 (5)
 167, Elvin Hayes, Houston, 1968 (5)
 163, Danny Manning, Kansas, 1988 (6)
 160, Hal Lear, Temple, 1956 (5)

160, Jerry West, West Virginia, 1959 (5)
 158, Austin Carr, Notre Dame, 1970 (3)
 158, Joe Barry Carroll, Purdue, 1980 (6)
 155, Juan Dixon, Maryland, 2002 (6)
 154, Jason Williams, Duke, 2001 (6)

SCORING AVERAGE

52.7 (158 points in 3 games), Austin Carr, Notre Dame, 1970
 41.7 (125 in 3), Austin Carr, Notre Dame, 1971
 35.8 (143 in 4), Jerry Chambers, Utah, 1966
 35.8 (143 in 4), Bo Kimble, Loyola Marymount, 1990
 35.4 (177 in 5), Bill Bradley, Princeton, 1965
 35.3 (141 in 4), Clyde Lovellette, Kansas, 1952
 35.0 (140 in 4), Gail Goodrich, UCLA, 1965
 35.0 (105 in 3), Jerry West, West Virginia, 1960
 34.8 (139 in 4), Bob Houbregs, Washington, 1953
 33.4 (167 in 5), Elvin Hayes, Houston, 1968

FIELD GOALS

75, Glen Rice, Michigan, 1989 (6 games)
 70, Elvin Hayes, Houston, 1968 (5)
 69, Danny Manning, Kansas, 1988 (6)
 68, Austin Carr, Notre Dame, 1970 (3)
 66, Johnny Dawkins, Duke, 1986 (6)
 65, Bill Bradley, Princeton, 1965 (5)
 63, Hal Lear, Temple, 1956 (5)
 63, Joe Barry Carroll, Purdue, 1980 (6)
 63, Stacey King, Oklahoma, 1988 (6)

**Record later vacated*

61, *Jim McDaniels, Western Ky., 1971 (5)

FIELD GOALS ATTEMPTED

137, Elvin Hayes, Houston, 1968 (5 games)
 131, Glen Rice, Michigan, 1989 (6)
 125, Danny Manning, Kansas, 1988 (6)
 124, Lennie Rosenbluth, North Carolina, 1957 (5)
 121, Ernie DiGregorio, Providence, 1973 (5)

121, Bo Kimble, Loyola Marymount, 1990 (4)
 119, Elvin Hayes, Houston, 1967 (5)
 118, Austin Carr, Notre Dame, 1970 (3)
 116, Rick Mount, Purdue, 1969 (4)

**Record later vacated*

138, *Jim McDaniels, Western Ky., 1971 (5)

FIELD-GOAL PERCENTAGE

(Minimum Five FGM Per Game)

81.5% (22-27), Jerrell Wright, La Salle, 2013 (4 games)
 78.9% (15-19), Arinze Onuaku, Syracuse, 2009 (3)
 78.8% (26-33), Christian Laettner, Duke, 1989 (5)
 78.6% (22-28), Heyward Dotson, Columbia, 1968 (3)
 78.0% (32-41), Kevin Gamble, Iowa, 1987 (4)
 78.0% (46-59), Blake Griffin, Oklahoma, 2009 (4)
 77.4% (24-31), Vernon MacKlin, Florida, 2011 (4)
 77.1% (27-35), Mark Dressler, Missouri, 1980 (3)
 76.9% (20-26), Robert Werdann, St. John's (NY), 1991 (4)
 76.9% (20-26), Shavlik Randolph, Duke, 2004 (5)

**Record later vacated*

78.3% (18-23), *Winston Bennett, Kentucky, 1988 (3)

THREE-POINT FIELD GOALS

27, Glen Rice, Michigan, 1989 (6 games)
 26, Freddie Banks, UNLV, 1987 (5)
 24, Dennis Scott, Georgia Tech, 1990 (5)
 23, Jeff Fryer, Loyola Marymount, 1990 (4)
 23, Jason Williams, Duke, 2001 (6)
 23, Luther Head, Illinois, 2005 (6)

23, Lee Humphrey, Florida, 2007 (6)
 23, Stephen Curry, Davidson, 2008 (4)
 23, Shelvin Mack, Butler, 2011 (6)
 22, Donald Williams, North Carolina, 1993 (6)

22, Juan Dixon, Maryland, 2002 (6)
 22, Lee Humphrey, Florida, 2006 (6)

THREE-POINT FIELD GOALS MADE PER GAME

5.75 (23 3FGM in 4 games), Jeff Fryer, Loyola Marymount, 1990
 5.75 (23 in 4), Stephen Curry, Davidson, 2008
 5.33 (16 in 3), Robert Sallie, Memphis, 2009
 5.25 (21 in 4), William Scott, Kansas St., 1988
 5.20 (26 in 5), Freddie Banks, UNLV, 1987

5.00 (15 in 3), Gerry McNamara, Syracuse, 2004
 4.80 (24 in 5), Dennis Scott, Georgia Tech, 1990
 4.75 (19 in 4), A.J. Abrams, Texas, 2008
 4.67 (14 in 3), Detric Willoughby, Iowa St., 1997
 4.67 (14 in 3), Tyrone Brazelton, Western Ky., 2008

THREE-POINT FIELD GOALS ATTEMPTED

66, Jason Williams, Duke, 2001 (6 games)
 65, Freddie Banks, UNLV, 1987 (5)
 58, Luther Head, Illinois, 2005 (6)
 57, Shelvin Mack, Butler, 2011 (6)
 55, Jeff Fryer, Loyola Marymount, 1990 (4)

54, Dennis Scott, Georgia Tech, 1990 (5)
 49, Glen Rice, Michigan, 1989 (6)
 49, Kirk Hinrich, Kansas, 2003 (6)
 49, Lee Humphrey, Florida, 2007 (6)
 48, Lee Humphrey, Florida, 2006 (6)

THREE-POINT FIELD-GOAL PERCENTAGE

(Minimum 1.5 3FGM Per Game, 2.0 3FGM since 2002)
 100% (6-6), Ranzino Smith, North Carolina, 1987 (4 games)
 85.7% (6-7), Mike Chappell, Duke, 1998 (4)
 81.8% (9-11), Brandon Rush, Kansas, 2007 (4)
 80.0% (8-10), John Crotty, Virginia, 1989 (4)
 77.8% (7-9), Corey Williams, Oklahoma St., 1992 (3)
 77.8% (7-9), Kenny Brown, Stanford, 2008 (3)
 75.0% (6-8), Brian Boddicker, Texas, 2002 (3)
 75.0% (6-8), Ryan Childress, Tennessee, 2007 (3)
 72.7% (8-11), A.J. Granger, Michigan St., 1999 (5)
 71.4% (5-7), Ben Caton, Utah, 1996 (3)
 71.4% (5-7), Casey Calvary, Gonzaga, 2001 (3)
 71.4% (10-14), David Lighty, Ohio St., 2011 (3)

FREE THROWS MADE

55, Bob Carney, Bradley, 1954 (5 games)
 49, Don Schlundt, Indiana, 1953 (4)
 49, Christian Laettner, Duke, 1991 (6)
 47, Bill Bradley, Princeton, 1965 (5)
 46, Jerry West, West Virginia, 1959 (5)
 45, Cedric Maxwell, Charlotte, 1977 (5)
 45, Michael Doleac, Utah, 1998 (6)
 44, Len Chappell, Wake Forest, 1962 (5)
 44, Kemba Walker, UConn, 2011 (6)
 43, Travis Mays, Texas, 1990 (4)

FREE THROWS ATTEMPTED

71, Jerry West, West Virginia, 1959 (5 games)
 70, Bob Carney, Bradley, 1954 (5)
 63, Don Schlundt, Indiana, 1953 (4)
 62, Wilt Chamberlain, Kansas, 1957 (4)
 62, Len Chappell, Wake Forest, 1962 (5)

55, David Robinson, Navy, 1986 (4)
 54, Christian Laettner, Duke, 1991 (6)
 54, Michael Doleac, Utah, 1998 (6)
 53, Cedric Maxwell, Charlotte, 1977 (5)
 53, Ed Pinckney, Villanova, 1985 (6)

53, Tyler Hansbrough, North Carolina, 2009 (6)

**Record later vacated*

63, Chris Douglas-Roberts, Memphis, 2008 (6)

PERFECT FREE-THROW PERCENTAGE

(Most Free Throws; No Game Minimum)
 100% (35-35), Arthur Lee, Stanford, 1998 (5 games)
 100% (25-25), J'Covan Brown, Texas, 2011 (2 games)
 100% (23-23), Richard Morgan, Virginia, 1989 (4)
 100% (23-23), Doug McDermott, Creighton, 2013 (2)
 100% (21-21), Keith Van Horn, Utah, 1997 (4)
 100% (20-20), Shammond Williams, North Carolina, 1998 (5)
 100% (18-18), Harley Swift, East Tenn. St., 1968 (3)
 100% (18-18), Mike Vreeswyk, Temple, 1988 (4)
 100% (17-17), Henry Bibby, UCLA, 1971 (4)
 100% (17-17), Oliver Robinson, UAB, 1981 (3)

**Record later vacated*

100% (19-19), *Derrick McKey, Alabama, 1987 (3)

FREE-THROW PERCENTAGE

(Minimum 20 FTM)

100% (35-35), Arthur Lee, Stanford, 1998 (5 games)
 100% (23-23), Richard Morgan, Virginia, 1989 (4)
 100% (21-21), Keith Van Horn, Utah, 1997 (4)
 100% (20-20), Shammond Williams, North Carolina, 1998 (5)
 97.1% (33-34), Lynn Greer, Temple, 2001 (4)
 96.3% (26-27), Sidney Moncrief, Arkansas, 1979 (3)
 96.2% (25-26), Jeff Lamp, Virginia, 1981 (5)
 96.2% (25-26), Michael Doleac, Utah, 1997 (4)
 96.0% (24-25), Dwayne McClain, Villanova, 1985 (6)
 95.7% (22-23), Marcus Williams, Connecticut, 2006 (4)

REBOUNDS

97, Elvin Hayes, Houston, 1968 (5 games)
 93, Artis Gilmore, Jacksonville, 1970 (5)
 91, Elgin Baylor, Seattle, 1958 (5)
 90, Sam Lacey, New Mexico St., 1970 (5)
 86, Len Chappell, Wake Forest, 1962 (5)
 83, Tom Sanders, New York U., 1960 (5)
 82, Don May, Dayton, 1967 (5)
 81, Nick Collison, Kansas, 2005 (6)
 77, John Green, Michigan St., 1957 (4)

**Record later vacated*

89, *Clarence Glover, Western Ky., 1971 (5)

REBOUNDS SINCE 1973

81, Nick Collison, Kansas, 2003 (6 games)
 75, Larry Johnson, UNLV, 1990 (6)
 75, Thomas Robinson, Kansas, 2012 (6)
 74, Anthony Davis, Kentucky, 2012 (6)
 73, Derrick Coleman, Syracuse, 1987 (6)

68, Emeka Okafor, UConn, 2004 (6)
 68, Al Horford, Florida, 2007 (6)
 67, Larry Bird, Indiana St., 1979 (5)
 65, Akeem Olajuwon, Houston, 1983 (5)
 64, Cedric Maxwell, Charlotte, 1977 (5)

64, Sean May, North Carolina, 2005 (6)
 64, Goran Suton, Michigan St., 2009 (6)
 64, Mitch McGary, Michigan, 2013 (6)

**Record later vacated*

68, *Chris Webber, Michigan, 1993 (6)

REBOUND AVERAGE

23.3 (70 rebounds in 3 games), Nate Thurmond, Bowling Green, 1963
 21.7 (65 in 3), Howard Jolliff, Ohio, 1960
 19.4 (97 in 5), Elvin Hayes, Houston, 1968
 19.3 (77 in 4), John Green, Michigan St., 1957
 19.0 (57 in 3), Paul Silas, Creighton, 1964
 18.8 (75 in 4), Lew Alcindor, UCLA, 1968
 18.6 (93 in 5), Artis Gilmore, Jacksonville, 1970
 18.3 (73 in 4), Jerry Lucas, Ohio St., 1961
 18.3 (55 in 3), James Ware, Oklahoma City, 1965
 18.2 (91 in 5), Elgin Baylor, Seattle, 1958

REBOUND AVERAGE SINCE 1973

17.0 (51 rebounds in 3 games), Marvin Barnes, Providence, 1974
 16.3 (49 in 3), Mike Franklin, Cincinnati, 1975
 15.7 (47 in 3), Cole Aldrich, Kansas, 2009
 15.3 (61 in 4), Tom Burleson, North Carolina St., 1974
 15.0 (45 in 3), Phil Hubbard, Michigan, 1977
 15.0 (45 in 3), Shelden Williams, Duke, 2006
 15.0 (60 in 4), Blake Griffin, Oklahoma, 2009
 15.0 (45 in 3), Arsalan Kazemi, Oregon, 2013
 14.7 (44 in 3), Dale Davis, Clemson, 1990
 14.5 (58 in 4), Bill Walton, UCLA, 1973

ASSISTS

61, Mark Wade, UNLV, 1987 (5 games)
 56, Rumeal Robinson, Michigan, 1989 (6)
 51, T.J. Ford, Texas, 2003 (5)
 50, Deron Williams, Illinois, 2005 (6)
 49, Sherman Douglas, Syracuse, 1987 (6)
 47, Bobby Hurley, Duke, 1992 (6)
 46, Lazarus Sims, Syracuse, 1996 (6)
 46, Joey Rodriguez, VCU, 2011 (6)
 45, Michael Jackson, Georgetown, 1985 (6)
 43, Bobby Hurley, Duke, 1991 (6)

ASSISTS AVERAGE

12.20 (61 assists in 5 games), Mark Wade, UNLV, 1987
 11.00 (33 in 3), Earl Watson, UCLA, 2000
 10.67 (32 in 3), Mark Wade, UNLV, 1986
 10.33 (31 in 3), Jason Kidd, California, 1993
 10.33 (31 in 3), Brett Comer, FGCU, 2013

- 10.20 (51 in 5), T.J. Ford, Texas, 2003
- 9.75 (39 in 4), John Crotty, Virginia, 1989
- 9.75 (39 in 4), Kendall Marshall, North Carolina, 2011
- 9.67 (29 in 3), Drew Barry, Georgia Tech, 1996
- 9.67 (29 in 3), Reggie Geary, Arizona, 1996
- 9.67 (29 in 3), Mitch Johnson, Stanford, 2008

BLOCKED SHOTS

- 31, Jeff Withey, Kansas, 2012 (6 games)
- 29, Joakim Noah, Florida, 2006 (6)
- 29, Anthony Davis, Kentucky, 2012 (6)
- 24, Loren Woods, Arizona, 2001 (6)
- 23, David Robinson, Navy, 1986 (4)
- 21, Ken Johnson, Ohio St., 1999 (5)
- 21, Kevin Love, UCLA, 2008 (5)
- 20, Tim Perry, Temple, 1988 (4)
- 19, Alonzo Mourning, Georgetown, 1989 (4)
- 18, Cherokee Parks, Duke, 1994 (6)
- 18, Marcus Camby, Massachusetts, 1995 (4)
- 18, Jamaal Magloire, Kentucky, 1998 (6)

**Record later vacated*

- 21, *Marcus Camby, Massachusetts, 1996 (5)

BLOCKED SHOT AVERAGE

- 5.75 (23 blocks in 4 games), David Robinson, Navy, 1986
- 5.67 (17 in 3), Jeff Withey, Kansas, 2013
- 5.33 (16 in 3), Tim Duncan, Wake Forest, 1995
- 5.33 (16 in 3), Erick Dampier, Mississippi St., 1995
- 5.33 (16 in 3), Cole Aldrich, Kansas, 2009
- 5.17 (31 in 6), Jeff Withey, Kansas, 2012
- 5.00 (20 in 4), Tim Perry, Temple, 1988
- 5.00 (15 in 3), Shelden Williams, Duke, 2006
- 4.83 (29 in 6), Joakim Noah, Florida, 2006
- 4.83 (29 in 6), Anthony Davis, Kentucky, 2012

STEALS

- 23, Mookie Blaylock, Oklahoma, 1988 (6 games)
- 19, Mike Kelley, Wisconsin, 2000 (5)
- 18, Tommy Amaker, Duke, 1986 (6)
- 18, Mark Wade, UNLV, 1987 (5)
- 18, Lee Mayberry, Arkansas, 1990 (5)
- 17, Kendall Gill, Illinois, 1989 (5)
- 17, Antoine Walker, Kentucky, 1996 (6)
- 17, Jason Terry, Arizona, 1997 (6)
- 17, Wayne Turner, Kentucky, 1997 (6)
- 17, Gilbert Arenas, Arizona, 2001 (6)
- 17, Mario Chalmers, Kansas, 2008 (6)

**Record later vacated*

- 19, *Edgar Padilla, Massachusetts, 1996 (5)

STEALS AVERAGE

- 4.67 (14 steals in 3 games), Ricky Grace, Oklahoma, 1987
- 4.33 (13 in 3), Jason Kidd, California, 1993
- 3.83 (23 in 6), Mookie Blaylock, Oklahoma, 1988
- 3.80 (19 in 5), Mike Kelley, Wisconsin, 2000
- 3.67 (11 in 3), Scott Burrell, UConn, 1991
- 3.67 (11 in 3), Damian Owens, West Virginia, 1998
- 3.67 (11 in 3), Jason Hart, Syracuse, 1998
- 3.67 (11 in 3), Jamaal Williams, Washington, 2006
- 3.60 (18 in 5), Mark Wade, UNLV, 1987
- 3.60 (18 in 5), Lee Mayberry, Arkansas, 1990

**Record later vacated*

- 3.80 (19 in 5), *Edgar Padilla, Massachusetts, 1996

Individual Career

(Two-Year Minimum for Averages and Percentages)

POINTS

- 407, Christian Laettner, Duke, 1989-92 (23 games)
- 358, Elvin Hayes, Houston, 1966-68 (13)
- 328, Danny Manning, Kansas, 1985-88 (16)
- 325, Tyler Hansbrough, North Carolina, 2006-09 (17)
- 324, Oscar Robertson, Cincinnati, 1958-60 (10)
- 308, Glen Rice, Michigan, 1986-89 (13)
- 304, Lew Alcindor, UCLA, 1967-69 (12)
- 303, Bill Bradley, Princeton, 1963-65 (9)
- 303, Corliss Williamson, Arkansas, 1993-95 (15)
- 294, Juan Dixon, Maryland, 1999-2002 (16)
- 289, Austin Carr, Notre Dame, 1969-71 (7)
- 279, Calbert Cheaney, Indiana, 1990-93 (13)
- 278, Shane Battier, Duke, 1998-2001 (19)
- 275, Jerry West, West Virginia, 1958-60 (9)
- 269, Danny Ferry, Duke, 1986-89 (19)

- 269, Grant Hill, Duke, 1991-94 (20)
- 267, Nick Collison, Kansas, 2000-03 (16)
- 267, Kenny Boynton, Florida, 2010-13 (13)
- 266, Jerry Lucas, Ohio St., 1960-62 (12)
- 260, Reggie Williams, Georgetown, 1984-87 (17)
- 260, Miles Simon, Arizona, 1995-98 (14)

**Record later vacated*

- 280, *Juwon Howard, Michigan, 1992-94 (16)

SCORING AVERAGE

(Minimum six games)

- 41.3 (289 points in 7 games), Austin Carr, Notre Dame, 1969-71
- 33.7 (303 in 9), Bill Bradley, Princeton, 1963-65
- 32.4 (324 in 10), Oscar Robertson, Cincinnati, 1958-60
- 30.6 (275 in 9), Jerry West, West Virginia, 1958-60
- 30.5 (183 in 6), Bob Pettit, LSU, 1953-54
- 29.3 (176 in 6), Dan Issel, Kentucky, 1968-70
- 29.1 (204 in 7), Bo Kimble, Loyola Marymount, 1988-90
- 28.6 (200 in 7), David Robinson, Navy, 1985-87
- 27.8 (167 in 6), Hank Finkel, Dayton, 1965-66
- 27.6 (221 in 8), Len Chappell, Wake Forest, 1961-62
- 27.5 (358 in 13), Elvin Hayes, Houston, 1966-68
- 27.4 (192 in 7), Bob Houbregs, Washington, 1951, 53
- 27.0 (162 in 6), Don Schlundt, Indiana, 1953-54
- 26.7 (160 in 6), Travis Mays, Texas, 1989-90
- 26.3 (184 in 7), Jimmer Fredette, BYU, 2008-11
- 25.8 (155 in 6), Ollie Johnson, San Francisco, 1963-65
- 25.7 (180 in 7), Kenny Anderson, Georgia Tech, 1990-91
- 25.5 (153 in 6), Barry Kramer, New York U., 1962-63

**Record later vacated*

- 29.3 (176 in 6), *Jim McDaniels, Western Ky., 1970-71
- 29.2 (175 in 6), *Bo Lamar, La.-Lafayette, 1972-73

FIELD GOALS

- 152, Elvin Hayes, Houston, 1966-68 (13 games)
- 140, Danny Manning, Kansas, 1985-88 (16)
- 128, Glen Rice, Michigan, 1986-89 (13)
- 128, Christian Laettner, Duke, 1989-92 (23)
- 123, Corliss Williamson, Arkansas, 1993-95 (15)

FIELD GOALS ATTEMPTED

- 310, Elvin Hayes, Houston, 1966-68 (13 games)
- 257, Danny Manning, Kansas, 1985-88 (16)
- 235, Oscar Robertson, Cincinnati, 1958-60 (10)
- 225, Austin Carr, Notre Dame, 1969-71 (7)
- 224, Glen Rice, Michigan, 1986-89 (13)

FIELD-GOAL PERCENTAGE

(Minimum 70 FGM)

- 68.6% (109-159), Bill Walton, UCLA, 1972-74 (12 games)
- 68.4% (78-114), Stephen Thompson, Syracuse, 1987-90 (15)
- 68.0% (70-103), Brad Daugherty, North Carolina, 1983-86 (12)
- 65.2% (86-132), Andre Hutson, Michigan St., 1998-2001 (19)
- 65.1% (95-146), Akeem Olajuwon, Houston, 1982-84 (15)

THREE-POINT FIELD GOALS

- 47, Lee Humphrey, Florida, 2004-07 (15 games)
- 43, Shelvin Mack, Butler, 2009-11 (13)
- 42, Bobby Hurley, Duke, 1990-93 (20)
- 41, A.J. Abrams, Texas, 2006-09 (12)
- 40, Tony Delk, Kentucky, 1993-96 (17)

THREE-POINT FIELD GOALS MADE PER GAME

(Minimum 25 3FGM)

- 5.43 (38 3FGM in 7 games), Jeff Fryer, Loyola Marymount, 1988-90
- 4.33 (26 in 6), William Scott, Kansas St., 1987-88
- 4.13 (33 in 8), Dennis Scott, Georgia Tech, 1988-90
- 3.78 (34 in 9), Darnell Burton, Cincinnati, 1994-97
- 3.50 (28 in 8), Darryl Wilson, Mississippi St., 1995-96

THREE-POINT FIELD GOALS ATTEMPTED

- 115, J.J. Redick, Duke, 2003-06 (14 games)
- 112, Jason Williams, Duke, 2000-02 (12)
- 103, Anderson Hunt, UNLV, 1989-91 (15)
- 102, Lee Humphrey, Florida, 2004-07 (15)
- 100, Jeff Boschee, Kansas, 1999-2002 (12)

THREE-POINT FIELD-GOAL PERCENTAGE

(Minimum 20 FGM)

- 65.0% (26-40), William Scott, Kansas St., 1987-88 (5 games)
- 62.5% (20-32), Sam Cassell, Florida St., 1992-93 (7)

- 61.8% (21-34), Steve Alford, Indiana, 1984, 86-87 (10)
- 60.0% (21-35), Pete Campbell, Butler, 2007-08 (5)
- 59.5% (25-42), Brian Boddicker, Texas, 2001-04 (12)

FREE THROWS MADE

- 142, Christian Laettner, Duke, 1989-92 (23 games)
- 105, Tyler Hansbrough, North Carolina, 2006-09 (17)
- 90, Oscar Robertson, Cincinnati, 1958-60 (10)
- 87, Bill Bradley, Princeton, 1963-65 (9)
- 83, Ed Pinckney, Villanova, 1982-85 (14)

FREE THROWS ATTEMPTED

- 167, Christian Laettner, Duke, 1989-92 (23 games)
- 138, Tyler Hansbrough, North Carolina, 2006-09 (17)
- 119, Lew Alcindor, UCLA, 1967-69 (12)
- 116, Oscar Robertson, Cincinnati, 1958-60 (10)
- 115, Ed Pinckney, Villanova, 1982-85 (14)

FREE-THROW PERCENTAGE

(Minimum 30 FTM)

- 97.7% (42-43), Keith Van Horn, Utah, 1995-97 (8 games)
- 95.7% (45-47), LaBradford Smith, Louisville, 1988-90 (8)
- 94.9% (37-39), Phil Ford, North Carolina, 1975-78 (10)
- 94.3% (33-35), Lawrence Moten, Syracuse, 1992, 1994-95 (7)
- 94.3% (33-35), J'Von Brown, Texas, 2010-12 (4)

FREE-THROW PERCENTAGE

(Minimum 50 FTM)

- 93.5% (58-62), Arthur Lee, Stanford, 1996-99 (12 games)
- 91.6% (87-95), Bill Bradley, Princeton, 1963-65 (9)
- 90.6% (58-64), Steve Alford, Indiana, 1984, 86-87 (10)
- 89.8% (53-59), Johnny Cox, Kentucky, 1957-59 (8)
- 89.1% (57-64), Jon Scheyer, Duke, 2007-10 (12)

REBOUNDS

- 222, Elvin Hayes, Houston, 1966-68 (13 games)
- 201, Lew Alcindor, UCLA, 1967-69 (12)
- 197, Jerry Lucas, Ohio St., 1960-62 (12)
- 181, Nick Collison, Kansas, 2000-03 (16)
- 176, Bill Walton, UCLA, 1972-74 (12)

- 169, Christian Laettner, Duke, 1989-92 (23)
- 165, Tim Duncan, Wake Forest, 1994-97 (11)
- 160, Paul Hogue, Cincinnati, 1960-62 (12)
- 157, Sam Lacey, New Mexico St., 1968-70 (11)
- 155, Derrick Coleman, Syracuse, 1987-90 (14)
- 153, Akeem Olajuwon, Houston, 1982-84 (15)
- 146, Tyler Hansbrough, North Carolina, 2006-09 (17)
- 144, Patrick Ewing, Georgetown, 1982-85 (18)
- 141, Emeka Okafor, UConn, 2002-04 (13)
- 138, Marques Johnson, UCLA, 1974-77 (16)

- 138, George Lynch, North Carolina, 1990-93 (17)
- 137, Len Chappell, Wake Forest, 1961-62 (8)
- 137, Lonny Baxter, Maryland, 1999-2002 (16)
- 137, Al Horford, Florida, 2004-07 (14)
- 136, Shelden Williams, Duke, 2003-06 (13)

- 136, Shelden Williams, Duke, 2003-06 (13)

- 136, Shelden Williams, Duke, 2003-06 (13)

- 136, Shelden Williams, Duke, 2003-06 (13)

REBOUNDS SINCE 1973

- 181, Nick Collison, Kansas, 2000-03 (16 games)
- 169, Christian Laettner, Duke, 1989-92 (23)
- 165, Tim Duncan, Wake Forest, 1994-97 (11)
- 155, Derrick Coleman, Syracuse, 1987-90 (14)
- 153, Akeem Olajuwon, Houston, 1982-84 (15)
- 146, Tyler Hansbrough, North Carolina, 2006-09 (17)
- 144, Patrick Ewing, Georgetown, 1982-85 (18)
- 141, Emeka Okafor, UConn, 2002-04 (13)
- 138, Marques Johnson, UCLA, 1974-77 (16)
- 138, George Lynch, North Carolina, 1990-93 (17)

- 137, Lonny Baxter, Maryland, 1999-2002 (16)
- 137, Al Horford, Florida, 2004-07 (14)
- 136, Shelden Williams, Duke, 2003-06 (13)
- 135, Ed Pinckney, Villanova, 1982-85 (14)
- 135, Shane Battier, Duke, 1998-2001 (19)

- 134, Grant Hill, Duke, 1991-94 (20)
- 131, Danny Ferry, Duke, 1986-89 (19)
- 129, Sam Perkins, North Carolina, 1981-84 (15)
- 128, Mark Madsen, Stanford, 1997-2000 (12)

- 128, Mark Madsen, Stanford, 1997-2000 (12)

- 128, Mark Madsen, Stanford, 1997-2000 (12)

- 128, Mark Madsen, Stanford, 1997-2000 (12)

- 128, Mark Madsen, Stanford, 1997-2000 (12)

- 128, Mark Madsen, Stanford, 1997-2000 (12)

- 128, Mark Madsen, Stanford, 1997-2000 (12)

- 128, Mark Madsen, Stanford, 1997-2000 (12)

- 128, Mark Madsen, Stanford, 1997-2000 (12)

- 128, Mark Madsen, Stanford, 1997-2000 (12)

- 128, Mark Madsen, Stanford, 1997-2000 (12)

- 128, Mark Madsen, Stanford, 1997-2000 (12)

- 128, Mark Madsen, Stanford, 1997-2000 (12)

- 128, Mark Madsen, Stanford, 1997-2000 (12)

- 128, Mark Madsen, Stanford, 1997-2000 (12)

16.8 (201 in 12), Lew Alcindor, UCLA, 1967-69
 16.4 (197 in 12), Jerry Lucas, Ohio St., 1960-62
 16.2 (97 in 6), Ollie Johnson, San Francisco, 1963-65
 15.8 (95 in 6), Clarence Glover, Western Ky., 1970-71
 15.0 (165 in 11), Tim Duncan, Wake Forest, 1994-97

REBOUNDED AVERAGE SINCE 1973 (Minimum 85 rebounds)

15.0 (165 rebounds in 11 games), Tim Duncan, Wake Forest, 1994-97
 14.1 (99 in 7), Marvin Barnes, Providence, 1973-74
 14.0 (112 in 8), Bill Walton, UCLA, 1973-74
 13.3 (106 in 8), Phil Hubbard, Michigan, 1976-77
 12.3 (86 in 7), David Robinson, Navy, 1985-87
 12.0 (96 in 8), Maurice Lucas, Marquette, 1973-74
 11.5 (126 in 11), Larry Johnson, UNLV, 1990-91
 11.3 (181 in 16), Nick Collison, Kansas, 2000-03
 11.3 (113 in 10), Ralph Sampson, Virginia, 1981-83
 11.3 (90 in 8), Greg Kelsner, Michigan St., 1978-79

ASSISTS

145, Bobby Hurley, Duke, 1990-93 (20 games)
 118, Ed Cota, North Carolina, 1997-2000 (16)
 106, Sherman Douglas, Syracuse, 1986-89 (14)
 104, Aaron Miles, Kansas, 2002-05 (16)
 100, Greg Anthony, UNLV, 1989-91 (15)

ASSISTS AVERAGE

(Minimum 50 assists)

11.63 (93 assists in 8 games), Mark Wade, UNLV, 1986-87
 10.20 (51 in 5), Sam Crawford, New Mexico St., 1992-93
 8.63 (69 in 8), T.J. Ford, Texas, 2002-03
 8.45 (93 in 11), Rumeal Robinson, Michigan, 1988-90
 7.57 (106 in 14), Sherman Douglas, Syracuse, 1986-89

BLOCKED SHOTS

50, Tim Duncan, Wake Forest, 1994-97 (11 games)
 49, Jeff Withey, Kansas, 2010-13 (12)
 42, Shane Battier, Duke, 1998-2001 (19)
 41, Joakim Noah, Florida, 2005-07 (13)
 39, Shelden Williams, Duke, 2003-06 (13)

*Record later vacated

43, *Marcus Camby, Massachusetts, 1994-96 (11)

BLOCKED SHOTS AVERAGE

(Minimum 25 blocks)

5.80 (29 blocked shots in 5 games), Shaquille O'Neal, LSU, 1990-92
 5.00 (25 in 5), David Robinson, Navy, 1986-87
 4.55 (50 in 11), Tim Duncan, Wake Forest, 1994-97
 4.08 (49 in 12), Jeff Withey, Kansas, 2010-13
 3.86 (27 in 7), Ken Johnson, Ohio St., 1999-2000

*Record later vacated

3.91 (43 in 11), *Marcus Camby, Massachusetts, 1994-96

STEALS

39, Grant Hill, Duke, 1991-94 (20 games)
 38, Wayne Turner, Kentucky, 1996-99 (21)
 37, Chris Duhon, Duke, 2001-04 (17)
 35, Anthony Epps, Kentucky, 1994-97 (18)
 34, Mario Chalmers, Kansas, 2005-08 (11)

STEALS AVERAGE

(Minimum 20 steals)

3.56 (32 steals in 9 games), Mookie Blaylock, Oklahoma, 1988-89
 3.11 (28 in 9), Ricky Grace, Oklahoma, 1987-88
 3.11 (28 in 9), Pepe Sanchez, Temple, 1997-2000
 3.09 (34 in 11), Mario Chalmers, Kansas, 2005-08
 2.89 (26 in 9), Scott Burrell, UConn, 1990-92

GAMES PLAYED

23, Christian Laettner, Duke, 1989-92
 22, Greg Koubek, Duke, 1988-91
 22, Brian Davis, Duke, 1989-92
 21, Wayne Turner, Kentucky, 1996-99
 20, Thomas Hill, Duke, 1990-93
 20, Bobby Hurley, Duke, 1990-93
 20, Grant Hill, Duke, 1991-94
 20, Antonio Lang, Duke, 1991-94

Team Game

POINTS

149, Loyola Marymount vs. Michigan (115), 2d R, 3-18-1990

131, UNLV vs. Loyola Marymount (101), RF, 3-25-1990
 124, Oklahoma vs. Louisiana Tech (81), 2d R, 3-18-1989

123, North Carolina vs. Loyola Marymount (97), 2d R, 3-19-1988

121, Iowa vs. Notre Dame (106), R3d, 3-14-1970

121, UNLV vs. San Francisco (95), 1st R, 3-12-1977

121, Tennessee vs. Long Beach St. (86), 1st R, 3-16-2007

120, Utah vs. Saint Joseph's (127), N3d, 3-25-1961 (4 ot)

120, Arkansas vs. Loyola Marymount (101), 1st R, 3-16-1989

*Record later vacated

127, *Saint Joseph's vs. Utah (120), N3d, 3-25-1961 (4 ot)

FEWEST POINTS

20, North Carolina vs. Pittsburgh (26), RF, 3-21-1941
 24, Springfield vs. Indiana (48), RF, 3-20-1940

26, Pittsburgh vs. North Carolina (20), RF, 3-21-1941

28, Kentucky vs. Dartmouth (47), NSF, 3-21-1942

29, Western Ky. vs. Duquesne (30), RF, 3-20-1940

29, Baylor vs. Oklahoma St. (44), RF, 3-22-1946

29, Mississippi Val. vs. UCLA (70), 1st R, 3-20-2008

30, Brown vs. Villanova (42), RF, 3-17-1939

30, Duquesne vs. Western Ky. (29), RF, 3-20-1940

30, Duquesne vs. Indiana (39), NSF, 3-21-1940

30, Pittsburgh vs. Wisconsin (36), NSF, 3-22-1941

30, Oregon St. vs. Oklahoma St. (55), NSF, 3-19-1949

WINNING MARGIN

69, Loyola Chicago (111) vs. Tennessee Tech (42), 1st R, 3-11-1963

58, Kansas (110) vs. Prairie View (52), 1st R, 3-13-1998

56, UConn (103) vs. Chattanooga (47), 1st R, 3-19-2009

49, UCLA (109) vs. Wyoming (60), RSF, 3-17-1967

49, Syracuse (101) vs. Brown (52), 1st R, 3-14-1986

47, Duke (101) vs. UConn (54), RF, 3-14-1964

47, DePaul (99) vs. Eastern Ky. (52), 1st R, 3-9-1965

47, Duke (84) vs. Winthrop (37), 1st R, 3-14-2002

47, Syracuse (81) vs. Montana (34), 2d R, 3-22-2013

46, Kentucky (113) vs. Mt. St. Mary's (67), 1st R, 3-16-1995

46, VCU (88) vs. Akron (42), 2d R, 3-21-2013

SMALLEST WINNING MARGIN

1, 181 tied (most recent: one in 2014)

POINTS BY LOSING TEAM

120, Utah vs. Saint Joseph's (127), N3d, 3-25-1961 (4 ot)

115, Wyoming vs. Loyola Marymount (119), 1st R, 3-17-1988

115, Michigan vs. Loyola Marymount (149), 2d R, 3-18-1990

109, UNLV vs. Arizona (114), RSF, 3-18-1976 (ot)

106, Notre Dame vs. Iowa (121), R3d, 3-14-1970

106, Notre Dame vs. Houston (119), R3d, 3-20-1971

105, Wake Forest vs. West Virginia (111), 2d R, 3-19-2005 (2 ot)

103, Iowa vs. Jacksonville (104), RSF, 3-12-1970

103, Kentucky vs. Duke (104), RF, 3-28-1992 (ot)

102, BYU vs. Oklahoma City (112), R3d, 3-13-1965

102, UCLA vs. Tulsa (112), 1st R, 3-18-1994

FIELD GOALS

52, Iowa vs. Notre Dame, R3d, 3-14-1970

51, UCLA vs. Dayton, RSF, 3-14-1974 (3 ot)

51, UNLV vs. Loyola Marymount, RF, 3-25-1990

50, Utah vs. Saint Joseph's, N3d, 3-25-1961 (4 ot)

50, Kentucky vs. Austin Peay, RSF, 3-15-1973 (ot)

50, Notre Dame vs. Austin Peay, 1st R, 3-9-1974

49, Notre Dame vs. Vanderbilt, R3d, 3-16-1974

49, UNLV vs. San Francisco, 1st R, 3-12-1977

49, North Carolina vs. Loyola Marymount, 2d R, 3-19-1988

49, Loyola Marymount vs. Michigan, 2d R, 3-18-1990

FEWEST FIELD GOALS

8, Springfield vs. Indiana, 1st R, 3-20-1940

9, Pittsburgh vs. North Carolina, RSF, 3-21-1941

9, North Carolina vs. Pittsburgh, RSF, 3-21-1941

9, Oklahoma St. vs. Kentucky, CH, 3-26-1949

10, Wisconsin vs. Pittsburgh, NSF, 3-22-1941

10, Kentucky vs. Dartmouth, NSF, 3-21-1942

10, Harvard vs. Ohio St., 1st R, 3-21-1946

11, nine tied (most recent: Montana vs. Syracuse, 2d R, 3-21-2013)

FIELD GOALS ATTEMPTED

112, Marshall vs. La-Lafayette, 1st R, 3-11-1972

106, Indiana vs. Miami (OH), R3d, 3-15-1958

103, Saint Joseph's vs. West Virginia, R3d, 3-12-1960

103, Utah vs. Saint Joseph's, N3d, 3-25-1961 (4 ot)

103, Loyola Marymount vs. North Carolina, 2d R, 3-19-1988

102, Notre Dame vs. Houston, R3d, 3-20-1971

101, Holy Cross vs. North Carolina St., RSF, 3-24-1950

100, Iowa vs. Morehead St., RSF, 3-16-1956

100, UCLA vs. San Francisco, RSF, 3-16-1956

100, Houston vs. Pacific, R3d, 3-12-1966

100, Rutgers vs. UCLA, N3d, 3-29-1976

*Record later vacated

105, *Western Ky. vs. Villanova, NSF, 3-25-1971 (2 ot)

101, *Saint Joseph's vs. Utah, N3d, 3-25-1961 (4 ot)

FIELD-GOAL PERCENTAGE

80.0% (28-35), Oklahoma St. vs. Tulane, 2d R, 3-22-1992

79.0% (49-62), North Carolina vs. Loyola Marymount, 2d R, 3-19-1988

78.6% (22-28), Villanova vs. Georgetown, CH, 4-1-1985

75.0% (33-44), Northeastern vs. VCU, 1st R, 3-16-1984

74.4% (29-39), Georgetown vs. Oregon St., RF, 3-20-1982

73.2% (30-41), North Carolina St. vs. UTEP, 2d R, 3-17-1985

71.4% (30-42), Villanova vs. Marshall, 1st R, 3-16-1984

71.4% (25-35), Georgetown vs. Notre Dame, 2d R, 3-19-1989

70.5% (31-44), Washington vs. Duke, 2d R, 3-18-1984

*Record later vacated

72.7% (40-55), *Alabama vs. New Orleans, 2d R, 3-14-1987

LOWEST FIELD-GOAL PERCENTAGE

12.7% (8-63), Springfield vs. Indiana, RSF, 3-20-1940

13.9% (10-72), Harvard vs. Ohio St., RSF, 3-21-1946

18.8% (12-64), Butler vs. UConn, CH, 4-4-2011

19.4% (14-72), Creighton vs. Cincinnati, RSF, 3-16-1962

19.5% (15-77), North Carolina St. vs. Baylor, N3d, 3-28-1950

19.7% (13-66), Mississippi Val. vs. UCLA, 1st R, 3-20-2008

20.4% (11-54), Montana vs. Syracuse, 2d R, 3-21-2013

20.6% (13-63), Arkansas vs. Oregon St., RSF, 3-18-1949

20.7% (12-58), Cal Poly vs. Wichita St., 2d R, 3-21-2014

21.5% (14-65), Washington St. vs. Wisconsin, CH, 3-29-1941

THREE-POINT FIELD GOALS

21, Loyola Marymount vs. Michigan, 2d R, 3-18-1990

18, Duke vs. Monmouth, 1st R, 3-15-2001

18, West Virginia vs. Louisville, RF, 3-26-2005 (ot)

17, Loyola Marymount vs. UNLV, RF, 3-25-1990

16, Kentucky vs. Wake Forest, RSF, 3-25-1993

16, Georgia Tech vs. Boston College, 2d R, 3-17-1996

16, UC Santa Barbara vs. Arizona, 1st R, 3-14-2002

16, Illinois vs. Arizona, RF, 3-26-2005

16, Indiana vs. Gonzaga, 2d R, 3-18-2006

16, Tennessee vs. Ohio St., RSF, 3-22-2007

16, Drake vs. Western Ky., 1st R, 3-21-2008 (ot)

16, Ohio St. vs. George Mason, 3d R, 3-20-2011

THREE-POINT FIELD GOALS ATTEMPTED

43, Saint Joseph's vs. Boston College, 2d R, 3-15-1997 (ot)

42, LIU Brooklyn vs. Villanova, 1st R, 3-13-1997

42, Drake vs. Western Ky., 1st R, 3-21-2008 (ot)

41, Loyola Marymount vs. UNLV, RF, 3-25-1990

40, Loyola Marymount vs. Michigan, 2d R, 3-18-1990

40, Illinois vs. North Carolina, CH, 4-4-2005

39, Loyola Marymount vs. North Carolina, 2d R, 3-19-1988

39, Loyola Marymount vs. Arkansas, 1st R, 3-16-1989

39, Saint Louis vs. Wake Forest, 2d R, 3-18-1995

38, Kentucky vs. Marquette, 2d R, 3-20-1994

38, Chattanooga vs. UConn, 1st R, 3-16-1995

38, Duke vs. Monmouth, 1st R, 3-15-2001

38, Oregon vs. Mississippi St., 1st R, 3-21-2008

THREE-POINT FIELD-GOAL PERCENTAGE
(Minimum Seven 3FGM)

88.9% (8-9), Kansas St. vs. Georgia, 1st R, 3-12-1987 (ot)
80.0% (8-10), Kansas St. vs. Purdue, RSF, 3-25-1988
80.0% (8-10), Maryland vs. Massachusetts, 2d R, 3-19-1994
78.9% (15-19), Indiana vs. Kent St., RF, 3-23-2002
77.8% (7-9), Colorado vs. Indiana, 1st R, 3-13-1997
76.9% (10-13), Kansas St. vs. DePaul, 2d R, 3-19-1988
73.7% (14-19), Duke vs. Southern Ill., 1st R, 3-18-1993
73.3% (11-15), Texas vs. Princeton, 1st R, 3-18-2004
72.7% (8-11), Duke vs. Indiana, RSF, 3-20-1987
72.7% (8-11), Alabama vs. Colorado St., 1st R, 3-16-1990
72.7% (8-11), Kansas vs. California, RSF, 3-25-1993
72.7% (8-11), Oregon vs. Saint Louis, 3d R, 3-23-2013

**Record later vacated*

81.8% (9-11), *Alabama vs. N.C. A&T, 1st R, 3-13-1987

FREE THROWS MADE

43, Arizona vs. Illinois, RF, 3-25-2001
41, Utah vs. Santa Clara, R3d, 3-12-1960
41, Navy vs. Syracuse, 2d R, 3-16-1986
39, Seattle vs. Utah, R3d, 3-12-1955
39, UTEP vs. Tulsa, 1st R, 3-15-1985
38, Bradley vs. Colorado, RSF, 3-12-1954
38, Loyola Chicago vs. Kentucky, R3d, 3-14-1964
37, Morehead St. vs. Pittsburgh, 1st R, 3-11-1957
37, Jacksonville vs. St. Bonaventure, NSF, 3-19-1970
37, Xavier vs. Kansas St., 1st R, 3-16-1990

**Record later vacated*

37, *Saint Joseph's vs. Utah, N3d, 3-25-1961 (4 ot)

FREE THROWS ATTEMPTED

56, Arizona vs. Illinois, RF, 3-25-2001
55, UTEP vs. Tulsa, 1st R, 3-15-1985
54, Morehead St. vs. Pittsburgh, 1st R, 3-11-1957
53, Morehead St. vs. Iowa, RSF, 3-16-1956
52, Iowa vs. Morehead St., RSF, 3-16-1956
52, Seattle vs. UCLA, R3d, 3-17-1956
52, Weber St. vs. Hawaii, 1st R, 3-11-1972
52, Navy vs. Syracuse, 2d R, 3-16-1986
51, Seattle vs. Utah, R3d, 3-12-1955
50, West Virginia vs. Saint Joseph's, RSF, 3-13-1959
50, Notre Dame vs. Kansas, 1st R, 3-15-1975

FREE-THROW PERCENTAGE

(Minimum 15 FTM)

100% (22-22), Fordham vs. South Carolina, R3d, 3-20-1971
100% (18-18), Kentucky vs. Utah, 2d R, 3-23-2003
100% (17-17), Dayton vs. Villanova, 1st R, 3-15-1985
100% (17-17), Villanova vs. Kentucky, RSF, 3-24-1988
96.2% (25-26), Texas vs. New Mexico St., 1st R, 3-16-2007
96.0% (24-25), Georgia Tech vs. Oklahoma St., 1st R, 3-19-2010
95.8% (23-24), Oklahoma St. vs. Loyola (LA), 1st R, 3-11-1958
95.7% (22-23), Villanova vs. Pittsburgh, RF, 3-28-2009
95.5% (21-22), Vanderbilt vs. Marquette, RSF, 3-14-1974
95.5% (21-22), UConn vs. North Carolina St., 2d R, 3-17-2002
95.5% (21-22), UConn vs. Michigan St., RF, 3-30-2014

REBOUNDS

86, Notre Dame vs. Tennessee Tech, 1st R, 3-11-1958
76, Temple vs. UConn, RSF, 3-16-1956
76, Houston vs. North Carolina, N3d, 3-25-1967
76, Houston vs. TCU, RF, 3-25-1968
76, UCLA vs. Weber St., RSF, 3-18-1972
72, UCLA vs. Seattle, R3d, 3-17-1956
72, Seattle vs. Utah St., R3d, 3-14-1964
71, Kansas St. vs. Houston, R3d, 3-17-1970
70, Western Ky. vs. Miami (FL), 1st R, 3-8-1960
70, Arizona St. vs. Southern California, RSF, 3-17-1961

REBOUND MARGIN

42, Notre Dame (86) vs. Tennessee Tech (44), 1st R, 3-11-1958
35, St. John's (NY) (56) vs. UConn (21), 1st R, 3-20-1951
35, Kansas (64) vs. Prairie View (29), 1st R, 3-13-1998
34, Kansas (61) vs. Jackson St. (27), 1st R, 3-13-1997

33, Cincinnati (68) vs. Texas Tech (35), RSF, 3-17-1961

33, Kansas (56) vs. Syracuse (23), 2d R, 3-18-2001
33, North Carolina (63) vs. Ohio (30), RSF, 3-23-2012 (ot)
30, Louisiana Tech (56) vs. Pittsburgh (26), 1st R, 3-14-1985
30, Kansas (45) vs. Evansville (15), 1st R, 3-12-1999
29, West Virginia (63) vs. Dartmouth (34), 1st R, 3-10-1959
29, Utah (59) vs. Loyola Marymount (30), RSF, 3-17-1961
29, Indiana (52) vs. Robert Morris (23), 1st R, 3-11-1982
29, Texas (45) vs. West Virginia (16), RSF, 3-23-2006

ASSISTS

36, North Carolina vs. Loyola Marymount, 2d R, 3-19-1988
35, UNLV vs. Loyola Marymount, RF, 3-25-1990
35, Kentucky vs. San Jose St., 1st R, 3-14-1996
33, Loyola Marymount vs. Michigan, 2d R, 3-18-1990
33, Kansas vs. Chattanooga, 1st R, 3-17-1994
33, Kentucky vs. Mt. St. Mary's, 1st R, 3-16-1995
32, Arkansas vs. Georgia St., 1st R, 3-15-1991
32, Kansas vs. Howard, 1st R, 3-20-1992
32, Kansas vs. South Carolina St., 1st R, 3-15-1996

**Record later vacated*

32, *Michigan vs. East Tenn. St., 2d R, 3-22-1992

BLOCKED SHOTS

14, Kentucky vs. UCLA, RSF, 3-20-1998
13, Louisville vs. Illinois, RSF, 3-24-1989
13, BYU vs. Virginia, 1st R, 3-14-1991
13, Kansas vs. Jackson St., 1st R, 3-13-1997
13, UCLA vs. Mississippi Val., 1st R, 3-20-2008
13, Wake Forest vs. Cleveland St., 1st R, 3-20-2009
12, Clemson vs. St. Mary's (CA), 1st R, 3-16-1989
12, LSU vs. BYU, 1st R, 3-19-1992
12, Massachusetts vs. Stanford, 2d R, 3-19-1995
12, Wyoming vs. Gonzaga, 1st R, 3-14-2002
12, Kansas vs. Dayton, 2d R, 3-22-2009
12, Ohio St. vs. UC Santa Barbara, 1st R, 3-19-2010
12, Memphis vs. St. Mary's (CA), 2d R, 3-21-2013
12, Arizona vs. Weber St.,

STEALS

20, Louisville vs. N.C. A&T, 2d R, 3-21-2013
19, Providence vs. Austin Peay, 2d R, 3-14-1987 (ot)
19, UConn vs. Boston U., 1st R, 3-15-1990
19, Washington vs. UConn, RSF, 3-24-2006
18, Xavier vs. Kansas, 1st R, 3-18-1988
18, Arkansas vs. Holy Cross, 1st R, 3-18-1993
18, Louisville vs. Tulsa, 1st R, 3-15-1996
18, Mississippi Val. vs. Georgetown, 1st R, 3-15-1996
18, Penn St. vs. North Carolina, 2d R, 3-18-2001
17, Seton Hall vs. Pepperdine, 1st R, 3-14-1991
17, Duke vs. St. John's (NY), RF, 3-24-1991
17, Kentucky vs. Tennessee St., 1st R, 3-18-1994
17, Duke vs. Michigan St., 2d R, 3-20-1994
17, Kentucky vs. San Jose St., 1st R, 3-14-1996
17, Duke vs. Radford, 1st R, 3-13-1998
17, Duke vs. UCLA, RSF, 3-22-2001
17, Kansas vs. UCLA, RSF, 3-24-2007

PERSONAL FOULS

41, Dayton vs. Illinois, RSF, 3-21-1952
39, Kansas vs. Notre Dame, 1st R, 3-15-1975
36, UCLA vs. Seattle, R3d, 3-17-1956
36, North Carolina vs. Texas A&M, 2d R, 3-9-1980
36, Illinois vs. Arizona, RF, 3-25-2001
35, St. John's (NY) vs. Kansas, CH, 3-26-1952
35, Iowa vs. Morehead St., RSF, 3-16-1956
35, Hawaii vs. Weber St., 1st R, 3-11-1972
35, DePaul vs. VMI, RSF, 3-18-1976 (ot)
35, DePaul vs. Boston College, 2d R, 3-14-1982

**Record later vacated*

35, *Texas Tech vs. Georgetown, RSF, 3-21-1996

PLAYERS DISQUALIFIED

6, Kansas vs. Notre Dame, 1st R, 3-15-1975
6, Illinois vs. Arizona, RF, 3-25-2001
5, Dayton vs. Illinois, RSF, 3-21-1952
5, Saint Joseph's vs. West Virginia, RSF, 3-13-1959
5, DePaul vs. VMI, RSF, 3-18-1976 (ot)
5, DePaul vs. Boston College, 2d R, 3-14-1982
5, Syracuse vs. Virginia, RSF, 3-22-1984
5, Wyoming vs. Loyola Marymount, 1st R, 3-17-1988
5, Washington vs. UConn, RSF, 3-24-2006 (ot)
4, 30 tied (most recent: *Texas Tech vs. Georgetown, RSF, 3-21-1996)

**Record later vacated*

Two-Team Game

POINTS

264, Loyola Marymount (149) vs. Michigan (115), 2d R, 3-18-1990
234, Loyola Marymount (119) vs. Wyoming (115), 1st R, 3-17-1988
232, UNLV (131) vs. Loyola Marymount (101), RF, 3-25-1990
227, Iowa (121) vs. Notre Dame (106), R3d, 3-14-1970
225, Houston (119) vs. Notre Dame (106), R3d, 3-20-1971

223, Arizona (114) vs. UNLV (109), RSF, 3-18-1976 (ot)
221, Arkansas (120) vs. Loyola Marymount (101), 1st R, 3-16-1989
220, North Carolina (123) vs. Loyola Marymount (97), 2d R, 3-19-1988

216, UNLV (121) vs. San Francisco (95), 1st R, 3-12-1977

216, West Virginia (111) vs. Wake Forest (105), 2d R, 3-19-2005 (2 ot)

**Record later vacated*

247, *Saint Joseph's (127) vs. Utah (120), N3d, 3-25-1961 (4 ot)

FEWEST POINTS

46, Pittsburgh (26) vs. North Carolina (20), RF, 3-21-1941

59, Duquesne (30) vs. Western Ky. (29), RF, 3-20-1940

66, Wisconsin (36) vs. Pittsburgh (30), NSF, 3-22-1941

69, Indiana (39) vs. Duquesne (30), NSF, 3-21-1940
70, Southern California (38) vs. Colorado (32), RF, 3-20-1940

71, Utah (40) vs. Iowa St. (31), NSF, 3-24-1944
72, Villanova (42) vs. Brown (30), RF, 3-17-1939
72, Indiana (48) vs. Springfield (24), RF, 3-20-1940
73, Wisconsin (39) vs. Washington St. (34), CH, 3-29-1941

73, Oklahoma St. (44) vs. Baylor (29), RF, 3-22-1946

73, Georgetown (37) vs. SMU (36), RSF, 3-23-1984

FIELD GOALS

97, Iowa (52) vs. Notre Dame (45), R3d, 3-14-1970
96, Kentucky (50) vs. Austin Peay (46), RSF, 3-15-1973 (ot)

94, Loyola Marymount (49) vs. Michigan (45), 2d R, 3-18-1990

91, UCLA (51) vs. Dayton (40), RSF, 3-14-1974 (3 ot)

**Record later vacated*

95, Utah (50) vs. *Saint Joseph's (45), N3d, 3-25-1961 (4 ot)

FIELD GOALS ATTEMPTED

196, Austin Peay (99) vs. Kentucky (97), RSF, 3-15-1973 (ot)

195, Iowa (98) vs. Notre Dame (97), R3d, 3-14-1970
194, Indiana (106) vs. Miami (OH) (88), R3d, 3-15-1958

194, Houston (100) vs. Pacific (94), R3d, 3-12-1966

**Record later vacated*

204, Utah (103) vs. *Saint Joseph's (101), N3d, 3-25-1961 (4 ot)

THREE-POINT FIELD GOALS

30, Drake (16) vs. Western Ky. (14), 1st R, 3-21-2008 (ot)

29, West Virginia (18) vs. Louisville (11), RF, 3-26-2005 (ot)

28, Seton Hall (15) vs. Temple (13), 2d R, 3-19-2000 (ot)

27, Missouri (15) vs. Marquette (12), 2d R, 3-22-2003 (ot)

**Record later vacated*

27, Wisconsin (15) vs. *Missouri (12), 2d R, 3-19-1994

THREE-POINT FIELD GOALS ATTEMPTED

71, BYU (37) vs. Florida (34), RSF, 3-24-2011 (ot)
70, Drake (42) vs. Western Ky. (28), 1st R, 3-21-2008 (ot)

66, UCLA (36) vs. Cincinnati (30), 2d R, 3-17-2002
62, Arkansas (34) vs. North Carolina (28), NSF, 4-1-1995

62, Saint Joseph's (43) vs. Boston College (19), 2d R, 3-15-1997 (ot)

62, Temple (32) vs. Seton Hall (30), 2d R, 3-19-2000 (ot)

FREE THROWS

69, Morehead St. (37) vs. Pittsburgh (32), 1st R, 3-11-1957

68, Iowa (35) vs. Morehead St. (33), RSF, 3-16-1956
68, Oklahoma City (35) vs. Kansas St. (33), RSF, 3-16-1956

64, Bradley (38) vs. Colorado (26), RSF, 3-12-1954
63, four tied (most recent: Arizona [43] vs. Illinois [20], RF, 3-25-2001)

FREE THROWS ATTEMPTED

105, Morehead St. (53) vs. Iowa (52), RSF, 3-16-1956
97, Morehead St. (54) vs. Pittsburgh (43), 1st R, 3-11-1957
92, Oklahoma City (48) vs. Kansas St. (44), RSF, 3-16-1956
92, Seattle (52) vs. UCLA (40), R3d, 3-17-1956
91, Manhattan (49) vs. West Virginia (42), 1st R, 3-11-1958

REBOUNDS

132, Pacific (67) vs. Houston (65), R3d, 3-12-1966
131, Houston (76) vs. TCU (55), RF, 3-16-1968
130, Notre Dame (86) vs. Tennessee Tech (44), 1st R, 3-11-1958
130, UCLA (76) vs. Weber St. (54), RSF, 3-18-1972
128, UCLA (72) vs. Seattle (56), R3d, 3-17-1956
128, Houston (76) vs. North Carolina (52), N3d, 3-25-1967
126, Drake (66) vs. Notre Dame (60), RSF, 3-18-1971 (ot)
124, three tied (most recent: Kansas St. [71] vs. Houston [53], R3d, 3-17-1970)

*Record later vacated

134, Marshall (68) vs. *La.-Lafayette (66), 1st R, 3-11-1972
128, Utah (65) vs. *Saint Joseph's (63), N3d, 3-25-1961 (4 ot)

ASSISTS

58, UNLV (35) vs. Loyola Marymount (23), RF, 3-25-1990
54, Loyola Marymount (33) vs. Michigan (21), 2d R, 3-18-1990
53, North Carolina (36) vs. Loyola Marymount (17), 2d R, 3-19-1988
52, Wyoming (29) vs. Loyola Marymount (23), 1st R, 3-17-1988

*Record later vacated

55, Michigan (30) vs. *Florida (25), 2d R, 3-19-1988

BLOCKED SHOTS

20, Kentucky (14) vs. UCLA (6), RSF, 3-20-1998
18, Iowa (10) vs. Duke (8), 2d R, 3-21-1992
18, Kansas (13) vs. Jackson St. (5), 1st R, 3-13-1997
18, UCLA (13) vs. Mississippi Val. (5), 1st R, 3-20-2008
18, Memphis (11) vs. Mississippi St. (7), 2d R, 3-23-2008
18, Kansas (12) vs. Dayton (6), 2d R, 3-22-2009

STEALS

32, Kansas (17) vs. UCLA (15), RF, 3-24-2007
28, N.C. A&T (16) vs. Arkansas (12), 1st R, 3-18-1994
28, Purdue (16) vs. Delaware (12), 1st R, 3-13-1998
28, TCU (16) vs. Florida St. (12), 1st R, 3-13-1998
28, Florida (15) vs. Weber St. (13), 2d R, 3-13-1999
28, Louisville (20) vs. N.C. A&T (8), 2d R, 3-21-2013

PERSONAL FOULS

68, Iowa (35) vs. Morehead St. (33), RSF, 3-16-1956
63, UNLV (34) vs. Arizona (29), RSF, 3-18-1976
61, Dayton (41) vs. Illinois (20), RSF, 3-21-1952
61, Colorado (34) vs. Bradley (27), RSF, 3-12-1954
61, West Virginia (32) vs. Manhattan (29), 1st R, 3-11-1958

61, Kentucky (31) vs. Syracuse (30), NSF, 3-29-1975
61, Utah (33) vs. Pepperdine (28), 1st R, 3-19-1979

Team Game, Overtimes

OVERTIME PERIODS

4, Canisius (79) vs. North Carolina St. (78), 1st R, 3-12-1956
3, North Carolina (74) vs. Michigan St. (70), NSF, 3-22-1957
3, North Carolina (54) vs. Kansas (53), CH, 3-23-1957
3, UCLA (111) vs. Dayton (100), RSF, 3-14-1974
3, Villanova (76) vs. Northeastern (72), 2d R, 3-14-1982
3, Old Dominion (89) vs. Villanova (81), 1st R, 3-17-1995

*Record later vacated

4, *Saint Joseph's (127) vs. Utah (120), N3d, 3-25-1961

POINTS IN OVERTIMES

34, West Virginia vs. Wake Forest, 2d R, 3-19-2005 (2 ot)
31, Utah vs. Saint Joseph's, N3d, 3-25-1961 (4 ot)
31, UCLA vs. Dayton, RSF, 3-14-1974 (3 ot)
31, Old Dominion vs. Villanova, 1st R, 3-17-1995 (3 ot)

*Record later vacated

38, *Saint Joseph's vs. Utah, N3d, 3-25-1961 (4 ot)

POINTS IN OVERTIMES, BOTH TEAMS

62, West Virginia (34) vs. Wake Forest (28), 2d R, 3-19-2005 (2 ot)
54, Old Dominion (31) vs. Villanova (23), 1st R, 3-17-1995 (3 ot)
53, Kansas St. (29) vs. Xavier (24), RSF, 3-25-2010 (2 ot)
51, UCLA (31) vs. Dayton (20), RSF, 3-14-1974 (3 ot)
48, North Carolina St. (27) vs. Iowa (21), 2d R, 3-19-1989 (2 ot)

*Record later vacated

69, *Saint Joseph's (38) vs. Utah (31), N3d, 3-25-1961 (4 ot)

POINTS IN ONE OVERTIME PERIOD

25, Texas A&M vs. North Carolina, 2d R, 3-9-1980 (2d ot)
24, Alabama vs. Penn, 1st R, 3-16-1995
22, Wake Forest vs. Saint Joseph's, RSF, 3-16-1962
21, LSU vs. Purdue, 1st R, 3-13-1986 (2d ot)
21, Marquette vs. Missouri, 2d R, 3-22-2003

POINTS IN ONE OVERTIME PERIOD, BOTH TEAMS

42, Alabama (24) vs. Penn (18), 1st R, 3-16-1995
35, LSU (21) vs. Purdue (14), 1st R, 3-13-1986 (2d ot)
33, Wake Forest (22) vs. Saint Joseph's (11), RSF, 3-16-1962
33, Texas A&M (25) vs. North Carolina (8), 2d R, 3-9-1980 (2d ot)
33, Marquette (21) vs. Missouri (12), 2d R, 3-22-2003

FEWEST POINTS IN ONE OVERTIME PERIOD

0, nine tied (most recent: VCU vs. Tennessee, 2d R, 3-15-1981)

FEWEST POINTS IN ONE OVERTIME PERIOD, BOTH TEAMS

0, Canisius vs. North Carolina St., 1st R, 3-12-1956 (3d ot)
0, North Carolina vs. Kansas, CH, 3-23-1957 (2d ot)
0, Texas A&M vs. North Carolina, 2d R, 3-9-1980 (1st ot)
1, Southern California (1) vs. Santa Clara (0), RF, 3-13-1954 (2d ot)
2, Tennessee (2) vs. VCU (0), 2d R, 3-15-1981 (1st ot)

LARGEST WINNING MARGIN IN AN OVERTIME GAME

17, Texas A&M (78) vs. North Carolina (61), 2d R, 3-9-1980 (2 ot)
14, North Carolina St. (80) vs. UALR (66), 2d R, 3-16-1986 (2 ot)
12, UCLA (103) vs. Michigan (91), 1st R, 3-15-1975
12, Louisville (80) vs. Kentucky (68), RF, 3-26-1983
12, Boston College (88) vs. Pacific (76), 1st R, 3-16-2006
12, Georgetown (96) vs. North Carolina (84), RF, 3-25-2007

OVERTIME GAMES BY ONE TEAM IN ONE TOURNAMENT

3, Syracuse, 1975
2, 24 tied (most recent: Florida in 2011)

OVERTIME PERIODS BY ONE TEAM IN ONE TOURNAMENT

6, North Carolina, 1957 (2 games)
5, UCLA, 1974 (2)
4, Canisius, 1956 (1)
4, North Carolina St., 1956 (1)
4, Kansas, 1957 (2)
4, Utah, 1961 (1)
*Record later vacated
4, *Saint Joseph's, 1961 (1)

Team Series

(Three-Game Minimum for Averages and Percentages)

POINTS

571, UNLV, 1990 (6 games)
552, Oklahoma, 1988 (6)

540, Michigan, 1989 (6)
535, Indiana, 1987 (6)
535, Kentucky, 1996 (6)

SCORING AVERAGE

105.8 (423 points in 4 games), Loyola Marymount, 1990
105.7 (317 in 3), Notre Dame, 1970
101.0 (505 in 5), UNLV, 1977
100.0 (400 in 4), UCLA, 1965

*Record later vacated

98.7 (296 in 3), *La.-Lafayette, 1972

SCORING MARGIN

23.75, UCLA, 1967 (4 games)
23.00, Loyola Chicago, 1963 (5)
22.60, Indiana, 1981 (5)
21.50, Kentucky, 1996 (6)
21.30, UCLA, 1968 (4)

FIELD GOALS

218, UNLV, 1977 (5 games)
217, Michigan, 1989 (6)
217, UNLV, 1990 (6)
206, Oklahoma, 1988 (6)
203, Louisville, 1986 (6)

FIELD GOALS ATTEMPTED

441, UNLV, 1977 (5 games)
418, Houston, 1968 (5)
412, Oklahoma, 1988 (6)
410, UNLV, 1990 (6)

*Record later vacated

442, *Western Ky., 1971 (5)

FIELD-GOAL PERCENTAGE

60.4% (113-187), North Carolina, 1975 (3 games)
59.6% (96-161), Michigan, 1988 (3)
59.0% (92-156), Michigan St., 1978 (3)
58.2% (85-146), Wake Forest, 1993 (3)

*Record later vacated

58.6% (99-169), *Alabama, 1987 (3)

THREE-POINT FIELD GOALS

61, VCU, 2011 (6 games)
60, Arkansas, 1995 (6)
60, Duke, 2001 (6)
57, Illinois, 2005 (6)
56, Loyola Marymount, 1990 (4)

THREE-POINT FIELD GOALS ATTEMPTED

175, Duke, 2001 (6 games)
165, Arkansas, 1995 (6)
160, Butler, 2011 (6)
158, Illinois, 2005 (6)
143, VCU, 2011 (6)

THREE-POINT FIELD-GOAL PERCENTAGE (Minimum 12 3FGM)

60.9% (14-23), Indiana, 1989 (3 games)
59.3% (16-27), St. John's (NY), 1991 (4)
54.0% (27-50), Virginia, 1989 (4)
53.8% (28-52), Kansas, 2007 (4)
53.5% (23-43), Miami (OH), 2000 (3)

THREE-POINT FIELD-GOAL PERCENTAGE (Minimum 30 3FGM)

51.9% (40-77), Kansas, 1993 (5 games)
51.5% (34-66), Ohio St., 2011 (3)
50.8% (33-65), Kansas St., 1988 (4)
50.5% (47-93), Indiana, 2002 (6)
49.4% (40-81), Marquette, 2003 (5)

FREE THROWS MADE

146, Bradley, 1954 (5 games)
136, Duke, 1990 (5)
136, Duke, 1992 (6)
135, Florida, 2007 (6)

*Record later vacated

136, *UCLA, 1980 (6)

FREE THROWS ATTEMPTED

194, Bradley, 1954 (5 games)
192, West Virginia, 1959 (5)
185, Florida, 2007 (6)
183, Duke, 1990 (5)
183, Duke, 1992 (6)

FREE-THROW PERCENTAGE

87.8% (101-115), UConn, 2014 (6 games)
87.0% (47-54), St. John's (NY), 1969 (3)
85.7% (36-42), Utah, 1996 (3)
85.5% (47-55), Notre Dame, 1987 (3)
85.5% (47-55), BYU, 2011 (3)

REBOUNDS

306, Houston, 1968 (5 games)
268, New Mexico St., 1970 (5)
264, UConn, 2004 (6)

262, UNLV, 1990 (6)
 252, Kansas, 2012 (6)
**Record later vacated*
 289, *Western Ky., 1971 (5)

ASSISTS

143, Kentucky, 1996 (6 games)
 140, UNLV, 1990 (6)
 136, Oklahoma, 1988 (6)
 125, Michigan, 1989 (6)
 120, Louisville, 1986 (6)

BLOCKED SHOTS

48, Kentucky, 1998 (6 games)

45, Kentucky, 2012 (6)
 44, Florida, 2006 (6)
 42, Arizona, 2001 (6)
 42, UCLA, 2008 (5)

STEALS

72, Oklahoma, 1988 (6 games)
 71, Kentucky, 1996 (6)
 65, Arkansas, 1995 (6)
 65, Louisville, 2013 (6)
 64, Kentucky, 1997 (6)

PERSONAL FOULS

150, Penn, 1979 (6 games)
 135, Providence, 1987 (5)
 130, Arkansas, 1995 (6)
 128, Kentucky, 1975 (5)
 126, Kentucky, 1997 (6)

Tournament History Rankings

Team Records

**Does not include vacated years*

TOURNAMENT APPEARANCES

53, *Kentucky, 1942-2014
 45, North Carolina, 1941-2014
 44, *UCLA, 1950-2014
 43, Kansas, 1940-2014
 40, Louisville, 1951-2014
 38, Duke, 1955-2014
 37, Indiana, 1940-2013
 37, Syracuse, 1957-2014
 33, Notre Dame, 1953-2013
 33, Villanova, 1942-2014

CONSECUTIVE TOURNAMENT APPEARANCES

27, North Carolina, 1975-2001
 25, Kansas, 1990-2014
 19, Duke, 1996-2014
 18, Indiana, 1986-2003
 17, Kentucky, 1992-2008
 17, Michigan St., 1998-2014
 16, Gonzaga, 1999-2014
 16, Wisconsin, 1999-2014
 14, #Arizona, 1985-98
 14, Cincinnati, 1992-2005
 14, Georgetown, 1979-92
 14, Texas, 1999-2012
 14, UCLA, 1989-2002

#Arizona had an actual streak of 25 from 1985 to 2009, but its 1999 and 2008 appearances were later vacated.

CURRENT CONSECUTIVE TOURNAMENT APPEARANCES

25, Kansas, 1990-2014
 19, Duke, 1996-2014
 17, Michigan St., 1998-2014
 16, Gonzaga, 1999-2014
 16, Wisconsin, 1999-2014
 8, Louisville, 2007-13
 6, Ohio St., 2009-14
 6, Syracuse, 2009-14
 5, Florida, 2010-14
 5, San Diego St., 2010-14

TOURNAMENT GAMES

163, *Kentucky, 1942-2014
 153, North Carolina, 1941-2014
 138, Kansas, 1940-2014
 134, *UCLA, 1950-2014
 133, Duke, 1955-2014
 113, Louisville, 1951-2014
 98, Syracuse, 1957-2014
 96, Indiana, 1940-2013
 86, Michigan St., 1957-2014
 84, *UConn, 1951-2014

TOURNAMENT WINS

116, *Kentucky, 1942-2014
 110, North Carolina, 1941-2014
 99, Duke, 1955-2014
 97, *UCLA, 1950-2014
 96, Kansas, 1940-2014
 72, Louisville, 1951-2014
 64, Indiana, 1940-2013
 61, Syracuse, 1957-2014
 59, Michigan St., 1957-2014
 56, *UConn, 1951-2014

CONSECUTIVE TOURNAMENT WINS

38, UCLA, 1964-74
 13, Duke, 1991-93
 12, Cincinnati, 1960-63
 12, Florida, 2006-07
 12, Kentucky, 1945-52
 11, Arkansas, 1994-95
 11, Kentucky, 1996-97
 11, Kentucky, 2012-14
 11, San Francisco, 1955-57
 10, Georgetown, 1984-85
 10, Michigan St., 2000-01
 10, UNLV, 1990-91

TOURNAMENT WINNING PERCENTAGE (Minimum 20 Games)

.744 (99-34), Duke, 1955-2014
 .724 (97-37), *UCLA, 1950-2014
 .722 (39-15), *Florida, 1987-2013
 .719 (110-43), North Carolina, 1941-2014
 .712 (116-47), *Kentucky, 1942-2012
 .696 (96-42), Kansas, 1940-2014
 .686 (59-27), Michigan St., 1957-2013
 .677 (44-21), *Michigan, 1948-2013
 .667 (64-32), Indiana, 1940-2013
 .667 (56-28), *UConn, 1951-2014

TOURNAMENT MATCH-UPS, ALL-TIME

10, Kentucky vs. Marquette, 1955-2008
 7, San Francisco vs. UCLA, 1956-79
 6, Kansas vs. North Carolina, 1957-2013
 6, Kentucky vs. Louisville, 1951-2014
 6, Kentucky vs. Ohio St., 1945-2011
 6, Kentucky vs. Utah, 1993-2005
 6, North Carolina vs. Villanova, 1982-2013
 5, UConn vs. Duke, 1964-2004
 5, Duke vs. Kansas, 1986-2003
 5, Duke vs. Kentucky, 1966-1998
 5, Indiana vs. LSU, 1953-92
 5, Kansas vs. UCLA, 1971-2007
 5, Louisville vs. UCLA, 1972-92
 5, Michigan St. vs. North Carolina, 1957-2009

Annual Individual Leaders

Note: On all percentages and averages of the year-by-year leaders, a player must have played in at least 50 percent of the maximum tournament games. Thus, there is a two-game minimum from 1939 to 1952 and a three-game minimum from 1953 to present. An asterisk (*) indicates later vacated.

Most Points

Year	Player, Team	G	FG	FTM	Pts.	Avg.	
1939	Jim Hull, Ohio St.....	3	22	14	58	19.3	
1940	Howard Engleman, Kansas.....	3	18	3	39	13.0	
1941	Johnny Adams, Arkansas.....	2	21	6	48	24.0	
1942	Chet Palmer, Rice.....	2	19	5	43	21.5	
	Jim Pollard, Stanford.....	2	20	3	43	21.5	
1943	John Hargis, Texas.....	2	21	17	59	29.5	
1944	Audley Brindley, Dartmouth.....	3	24	4	52	17.3	
1945	Bob Kurland, Oklahoma St.....	3	30	5	65	21.7	
1946	Bob Kurland, Oklahoma St.....	3	28	16	72	24.0	
1947	George Kaftan, Holy Cross.....	3	25	13	63	21.0	
1948	Alex Groza, Kentucky.....	3	23	8	54	18.0	
1949	Alex Groza, Kentucky.....	3	31	20	82	27.3	
1950	Sam Ranzino, North Carolina St.....	3	25	25	75	25.0	
1951	Don Sunderlage, Illinois.....	4	28	27	83	20.8	
1952	Clyde Lovellette, Kansas.....	4	53	35	141	35.3	
1953	Bob Houbregs, Washington.....	4	57	25	139	34.8	
1954	Tom Gola, La Salle.....	5	38	38	114	22.8	
1955	Bill Russell, San Francisco.....	5	49	20	118	23.6	
1956	Hal Lear, Temple.....	5	63	34	160	32.0	
1957	Lennie Rosenbluth, North Carolina.....	5	53	34	140	28.0	
1958	Elgin Baylor, Seattle.....	5	48	39	135	27.0	
1959	Jerry West, West Virginia.....	5	57	46	160	32.0	
1960	Oscar Robertson, Cincinnati.....	4	47	28	122	30.5	
1961	Billy McGill, Utah.....	4	49	21	119	29.8	
1962	Len Chappell, Wake Forest.....	5	45	44	134	26.8	
1963	Mel Counts, Oregon St.....	5	50	23	123	24.6	
1964	Jeff Mullins, Duke.....	4	50	16	116	29.0	
1965	Bill Bradley, Princeton.....	5	65	47	177	35.4	
1966	Jerry Chambers, Utah.....	4	55	33	143	35.8	
1967	Elvin Hayes, Houston.....	5	57	14	128	25.6	
1968	Elvin Hayes, Houston.....	5	70	27	167	33.4	
1969	Rick Mount, Purdue.....	4	49	24	122	30.5	
1970	Austin Carr, Notre Dame.....	3	68	22	158	52.7	
1971	*Jim McDaniels, Western Ky.....	5	61	25	147	29.4	
	Austin Carr, Notre Dame.....	3	48	29	125	41.7	
1972	Jim Price, Louisville.....	4	41	21	103	25.8	
1973	Ernie DiGregorio, Providence.....	5	59	10	128	25.6	
1974	David Thompson, North Carolina St.....	4	38	21	97	24.3	
1975	Jim Lee, Syracuse.....	5	51	17	119	23.8	
1976	Scott May, Indiana.....	5	45	23	113	22.6	
1977	Cedric Maxwell, Charlotte.....	5	39	45	123	24.6	
1978	Mike Gminski, Duke.....	5	45	19	109	21.8	
1979	Tony Price, Penn.....	6	58	26	142	23.7	
1980	Joe Barry Carroll, Purdue.....	6	63	32	158	26.3	
1981	Al Wood, North Carolina.....	5	44	21	109	21.8	
1982	Rob Williams, Houston.....	5	30	28	88	17.6	
1983	Dereck Whittenburg, North Carolina St.....	6	47	26	120	20.0	
1984	Roosevelt Chapman, Dayton.....	4	35	35	105	26.3	
1985	Chris Mullin, St. John's (NY).....	5	39	32	110	22.0	
1986	Johnny Dawkins, Duke.....	6	66	21	153	25.5	
Year	Player, Team	G	FG	3FG	FT	Pts.	Avg.
1987	Steve Alford, Indiana.....	6	42	21	33	138	23.0
	Rony Seikaly, Syracuse.....	6	53	0	32	138	23.0
1988	Danny Manning, Kansas.....	6	69	2	23	163	27.2
1989	Glen Rice, Michigan.....	6	75	7	27	184	30.7
1990	Dennis Scott, Georgia Tech.....	5	51	24	27	153	30.6
1991	Christian Laettner, Duke.....	6	37	2	49	125	20.8
1992	Christian Laettner, Duke.....	6	39	7	30	115	19.2
1993	Donald Williams, North Carolina.....	6	40	22	16	118	19.7
1994	Khalid Reeves, Arizona.....	5	45	8	39	137	27.4
1995	Corliss Williamson, Arkansas.....	6	49	0	27	125	20.8
1996	John Wallace, Syracuse.....	6	47	7	30	131	21.8
1997	Miles Simon, Arizona.....	6	42	10	38	132	22.0
1998	Michael Doleac, Utah.....	6	34	2	45	115	19.2
1999	Richard Hamilton, UConn.....	6	56	7	26	145	24.2
2000	Morris Peterson, Michigan St.....	6	35	15	20	105	17.5
2001	Jason Williams, Duke.....	6	52	23	27	154	25.7
2002	Juan Dixon, Maryland.....	6	52	22	29	155	25.8
2003	Carmelo Anthony, Syracuse.....	6	47	10	17	121	20.2
2004	Ben Gordon, UConn.....	6	37	14	39	127	21.2
2005	Sean May, North Carolina.....	6	52	0	30	134	22.3
2006	Glen Davis, LSU.....	5	33	1	30	97	19.4
	Joakim Noah, Florida.....	6	33	0	31	97	16.2

Year	Player, Team	G	FG	3FG	FT	Pts.	Avg.
2007	Ron Lewis, Ohio St.....	6	34	12	28	108	18.0
2008	*Chris Douglas-Roberts, Memphis.....	6	42	5	51	140	23.3
2009	Wayne Ellington, North Carolina.....	6	44	17	10	115	19.2
2010	Kyle Singler, Duke.....	6	35	14	24	108	18.0
2011	Kemba Walker, UConn.....	6	43	11	44	141	23.5
2012	Thomas Robinson, Kansas.....	6	36	1	27	100	16.7
2013	Russ Smith, Louisville.....	6	42	11	39	134	22.3
2014	Shabazz Napier, UConn.....	6	38	20	31	127	21.2

Highest Scoring Average

Year	Player, Team	G	FG	FTM	Pts.	Avg.	
1939	Jim Hull, Ohio St.....	3	22	14	58	19.3	
1940	Howard Engleman, Kansas.....	3	18	3	39	13.0	
	Bob Kinney, Rice.....	2	12	2	26	13.0	
1941	Johnny Adams, Arkansas.....	2	21	6	48	24.0	
1942	Chet Palmer, Rice.....	2	19	5	43	21.5	
	Jim Pollard, Stanford.....	2	20	3	43	21.5	
1943	John Hargis, Texas.....	2	21	17	59	29.5	
1944	Nick Bozolich, Pepperdine.....	2	17	11	45	22.5	
1945	Dick Wilkins, Oregon.....	2	19	6	44	22.0	
1946	Bob Kurland, Oklahoma St.....	3	28	16	72	24.0	
1947	George Kaftan, Holy Cross.....	3	25	13	63	21.0	
1948	Jack Nichols, Washington.....	2	13	13	39	19.5	
1949	Alex Groza, Kentucky.....	3	31	20	82	27.3	
1950	Sam Ranzino, North Carolina St.....	3	26	25	77	25.7	
1951	Bill Kukoy, North Carolina St.....	3	25	19	69	23.0	
1952	Clyde Lovellette, Kansas.....	4	53	35	141	35.3	
1953	Bob Houbregs, Washington.....	4	57	25	139	34.8	
1954	John Clune, Navy.....	3	30	19	79	26.3	
1955	Terry Rand, Marquette.....	3	31	11	73	24.3	
1956	Hal Lear, Temple.....	5	63	34	160	32.0	
1957	Wilt Chamberlain, Kansas.....	4	40	41	121	30.3	
1958	Wayne Embry, Miami (OH).....	3	32	19	83	27.7	
1959	Jerry West, West Virginia.....	5	57	46	160	32.0	
1960	Jerry West, West Virginia.....	3	35	35	105	35.0	
1961	Billy McGill, Utah.....	4	49	21	119	29.8	
1962	Len Chappell, Wake Forest.....	5	45	44	134	26.8	
1963	Barry Kramer, New York U.....	3	31	38	100	33.3	
1964	Jeff Mullins, Duke.....	4	50	16	116	29.0	
1965	Bill Bradley, Princeton.....	5	65	47	177	35.4	
1966	Jerry Chambers, Utah.....	4	55	33	143	35.8	
1967	Lew Alcindor, UCLA.....	4	39	28	106	26.5	
1968	Elvin Hayes, Houston.....	5	70	27	167	33.4	
1969	Rick Mount, Purdue.....	4	49	24	122	30.5	
1970	Austin Carr, Notre Dame.....	3	68	22	158	52.7	
1971	Austin Carr, Notre Dame.....	3	48	29	125	41.7	
1972	*Bo Lamar, La.-Lafayette.....	3	41	18	100	33.3	
	Jim Price, Louisville.....	4	41	21	103	25.8	
	Larry Finch, Memphis.....	4	34	39	107	26.8	
1973	John Shumate, Notre Dame.....	3	35	16	86	28.7	
1974	Adrian Dantley, Notre Dame.....	3	29	34	92	30.7	
1975	Willie Smith, Missouri.....	3	38	18	94	31.3	
1976	Cedric Maxwell, Charlotte.....	5	39	45	123	24.6	
1977	Dave Corzine, DePaul.....	3	33	16	82	27.3	
1978	Larry Bird, Indiana St.....	5	52	32	136	27.2	
1979	Joe Barry Carroll, Purdue.....	6	63	32	158	26.3	
1980	Al Wood, North Carolina.....	5	44	21	109	21.8	
1981	Oliver Robinson, UAB.....	3	27	12	66	22.0	
1982	Greg Stokes, Iowa.....	3	24	13	61	20.3	
1983	Roosevelt Chapman, Dayton.....	4	35	35	105	26.3	
1984	Kenny Walker, Kentucky.....	3	28	19	75	25.0	
1985	David Robinson, Navy.....	4	35	40	110	27.5	
Year	Player, Team	G	FG	3FG	FT	Pts.	Avg.
1987	Fennis Dembo, Wyoming.....	3	25	11	23	84	28.0
1988	Danny Manning, Kansas.....	6	69	2	23	163	27.2
1989	Glen Rice, Michigan.....	6	75	7	27	184	30.7
1990	Bo Kimble, Loyola Marymount.....	4	51	15	26	143	35.8
1991	Terry Dehere, Seton Hall.....	4	34	12	17	97	24.3
1992	Jamal Mashburn, Kentucky.....	4	34	6	22	96	24.0
1993	Calbert Cheaney, Indiana.....	4	40	3	23	106	26.5
1994	Gary Collier, Tulsa.....	3	30	13	21	94	31.3
1995	Darryl Wilson, Mississippi St.....	3	21	9	22	73	24.3
1996	Allen Iverson, Georgetown.....	4	38	12	23	111	27.8
1997	Dedric Willoughby, Iowa St.....	3	24	14	12	74	24.7
1998	Khalid El-Amin, UConn.....	4	30	10	23	93	23.3
1999	Wally Szczerbiak, Miami (OH).....	3	32	11	15	90	30.0
2000	Marcus Fizer, Iowa St.....	4	32	2	14	80	20.0
2001	Jason Williams, Duke.....	6	52	23	27	154	25.7

Year	Player, Team	G	FG	3FG	FT	Pts.	Avg.
2002	Caron Butler, UConn.....	4	32	8	34	106	26.5
2003	Dahntay Jones, Duke.....	3	25	8	16	74	24.7
2004	Gerry McNamara, Syracuse.....	3	19	15	27	80	26.7
2005	Joah Tucker, Milwaukee.....	3	25	6	20	76	25.3
2006	Adam Morrison, Gonzaga.....	3	26	5	15	73	24.3
2007	Chris Lofton, Tennessee.....	3	22	13	12	69	23.0
2008	Stephen Curry, Davidson.....	4	42	23	21	128	32.0
2009	Blake Griffin, Oklahoma.....	4	46	0	22	114	28.5
2010	Jordan Crawford, Xavier.....	3	33	12	9	87	29.0
2011	Jimmer Fredette, BYU.....	3	32	12	22	98	32.7
2012	Tru Holloway, Xavier.....	3	22	7	17	68	22.7
2013	Mark Lyons, Arizona.....	3	26	8	13	73	24.3
2014	Xavier Thames, San Diego St.....	6	24	6	24	78	26.0

Highest Field-Goal Percentage

(Minimum: Five FGM Per Game)

Year	Player, Team	G	FGM	FGA	Pct.
1950	Dick Schnittker, Ohio St.....	2	15	29	51.7
1951	Don Sunderlage, Illinois.....	4	28	62	45.2
1963	William Humphrey, Texas.....	3	16	22	72.7
1964	Jay Buckley, Duke.....	4	24	39	61.5
1965	Dave Mills, DePaul.....	3	16	21	76.2
1966	Henry Finkel, Dayton.....	3	37	61	60.7
1967	Ken Talley, Virginia Tech.....	3	20	30	66.7
1968	Heyward Dotson, Columbia.....	3	22	28	78.6
1969	Jarrett Durham, Duquesne.....	3	26	38	68.4
1970	Pembrook Burrows, Jacksonville.....	5	24	33	72.7
1971	Jim Chones, Marquette.....	3	29	48	60.4
1972	*Wilbert Loftin, La.-Lafayette.....	3	16	23	69.6
	Bill Walton, UCLA.....	4	28	41	68.3
1973	Bill Walton, UCLA.....	4	45	59	76.3
1974	John Shumate, Notre Dame.....	3	35	50	70.0
1975	Mitch Kupchak, North Carolina.....	3	29	40	72.5
1976	Ron Carter, VMI.....	3	22	37	59.5
1977	Rick Robey, Kentucky.....	3	16	22	72.7
1978	Greg Kelsner, Michigan St.....	3	29	40	72.5
1979	Alex Gilbert, Indiana St.....	5	26	34	76.5
1980	Mark Dressler, Missouri.....	3	27	35	77.1
1981	Randy Reed, Kansas St.....	4	22	33	66.7
1982	Larry Micheaux, Houston.....	5	29	45	64.4
1983	Ralph Sampson, Virginia.....	3	23	31	74.2
1984	Kelvin Johnson, Richmond.....	3	29	38	76.3
1985	Brad Daugherty, North Carolina.....	4	29	40	72.5
1986	Kenny Walker, Kentucky.....	4	35	50	70.0
1987	Kevin Gamble, Iowa.....	4	32	41	78.0
1988	*Winston Bennett, Kentucky.....	3	18	23	78.3
	Tim Perry, Temple.....	4	26	36	72.2
1989	Christian Laettner, Duke.....	5	26	33	78.8
1990	Alaa Abdelnaby, Duke.....	6	42	64	65.6
1991	Robert Werdann, St. John's (NY).....	4	20	26	76.9
1992	Eric Montross, North Carolina.....	3	24	32	75.0
1993	Corliss Williamson, Arkansas.....	3	19	25	76.0
1994	Keith Booth, Maryland.....	3	15	22	68.2
1995	Michael Wilson, Memphis.....	3	18	24	75.0
1996	*Darvin Ham, Texas Tech.....	3	16	23	69.6
1997	Kelvin Cato, Iowa St.....	3	18	27	66.7
1998	Brent Solheim, West Virginia.....	3	17	24	70.8
1999	Elton Brand, Duke.....	6	37	57	64.9
2000	Casey Calvary, Gonzaga.....	3	15	21	71.4
2001	Nick Collison, Kansas.....	3	23	32	71.9
2002	Channing Frye, Arizona.....	3	15	21	71.4
2003	Jaron Brown, Pittsburgh.....	3	18	27	66.7
2004	Kevin Pinkney, Nevada.....	3	16	23	69.6
2005	Devonne Giles, Texas Tech.....	3	16	21	76.2
2006	Ryan Hollins, UCLA.....	6	23	32	71.9
2007	Brandon Rush, Kansas.....	4	23	37	62.2
2008	Derrick Brown, Xavier.....	4	20	27	74.1
2009	Arinze Onuaku, Syracuse.....	3	15	19	78.9
2010	DeMarcus Cousins, Kentucky.....	4	23	31	74.2
2011	Vernon Macklin, Florida.....	4	24	31	77.4
2012	Kenny Frease, Xavier.....	3	22	31	71.0
2013	Jerrell Wright, La Salle.....	4	22	27	81.5
2014	Stefan Nastic, Stanford.....	3	14	18	77.8

Most Three-Point Field Goals

Year	Player, Team	G	3FGM
1987	Freddie Banks, UNLV.....	5	26
1988	William Scott, Kansas St.....	4	21

1989	Glen Rice, Michigan.....	6	27
1990	Dennis Scott, Georgia Tech.....	5	24
1991	Terry Brown, Kansas.....	6	14
1992	Bobby Hurley, Duke.....	6	15
1993	Donald Williams, North Carolina.....	6	22
1994	Cuonzo Martin, Purdue.....	4	16
1995	Randy Rutherford, Oklahoma St.....	5	17
	Scotty Thurman, Arkansas.....	6	17
1996	*Carmelo Travieso, Massachusetts.....	5	20
1997	Mike Bibby, Arizona.....	6	18
1998	Richard Hamilton, UConn.....	4	14
1999	Trajan Langdon, Duke.....	5	17
2000	Jon Bryant, Wisconsin.....	5	18
2001	Jason Williams, Duke.....	6	23
2002	Juan Dixon, Maryland.....	6	22
2003	Gerry McNamara, Syracuse.....	6	18
2004	Rashad Anderson, UConn.....	6	21
2005	Luther Head, Illinois.....	6	23
2006	Lee Humphrey, Florida.....	6	22
2007	Lee Humphrey, Florida.....	6	23
2008	Stephen Curry, Davidson.....	4	23
2009	Wayne Ellington, North Carolina.....	6	17
2010	Jacob Pullen, Kansas St.....	4	17
	Durrell Summers, Michigan St.....	5	17
	Shelvin Mack, Butler.....	6	17
	Shelvin Mack, Butler.....	6	23
2011			
2012	Brady Heslip, Baylor.....	4	16
2013	Ramon Galloway, La Salle.....	4	14
2014	Shabazz Napier, UConn.....	6	20

Most Three-Point Field Goals Made per Game

(Minimum: Three Games Played)

Year	Player, Team	G	3FGM	Avg.
1987	Freddie Banks, UNLV.....	5	26	5.20
1988	William Scott, Kansas St.....	4	21	5.25
1989	Glen Rice, Michigan.....	6	27	4.50
1990	Jeff Fryer, Loyola Marymount.....	4	23	5.75
1991	Terry Dehere, Seton Hall.....	4	12	3.00
1992	Jon Barry, Georgia Tech.....	3	11	3.67
1993	Ronnie McMahon, Vanderbilt.....	3	13	4.33
1994	Gary Collier, Tulsa.....	3	13	4.33
1995	Randy Rutherford, Oklahoma St.....	5	17	3.40
1996	Ray Allen, UConn.....	3	13	4.33
1997	Dedric Willoughby, Iowa St.....	3	14	4.67
1998	Richard Hamilton, UConn.....	4	14	3.50
1999	Wally Szczerbiak, Miami (OH).....	3	11	3.67
	Eric Martin, Oklahoma.....	3	11	3.67
	Kent McCausland, Iowa.....	3	11	3.67
2000	Johnny Hemsley, Miami (FL).....	3	12	4.00
2001	Jason Williams, Duke.....	6	23	3.83
2002	Frank Williams, Illinois.....	3	12	4.00
	Luke Ridnour, Oregon.....	4	16	4.00
2003	Darnell Archey, Butler.....	3	11	3.67
2004	Gerry McNamara, Syracuse.....	3	15	5.00
2005	Ed McCants, Milwaukee.....	3	13	4.33
2006	Lee Humphrey, Florida.....	6	22	3.67
2007	Chris Lofton, Tennessee.....	3	13	4.33
2008	Stephen Curry, Davidson.....	4	23	5.75
2009	Roburt Sallie, Memphis.....	3	16	5.33
2010	Jacob Pullen, Kansas St.....	4	17	4.25
2011	Jon Diebler, Ohio St.....	3	12	4.00
	Jimmer Fredette, BYU.....	3	12	4.00
2012	Brady Heslip, Baylor.....	4	16	4.00
2013	Ramon Galloway, La Salle.....	4	14	3.50
2014	Shabazz Napier, UConn.....	6	20	3.33

Highest Three-Point Field-Goal Percentage

(Minimum: 1.5 3FGM Per Game)

Year	Player, Team	G	3FGM	3FGA	Pct.
1987	Ranzino Smith, North Carolina.....	4	6	6	100
1988	Glen Rice, Michigan.....	3	7	11	63.6
1989	John Crotty, Virginia.....	4	8	10	80.0
1990	Kevin Lynch, Minnesota.....	4	9	16	56.3
1991	Jason Buchanan, St. John's (NY).....	4	8	13	61.5

Year	Player, Team	G	3FGM	3FGA	Pct.
1992	Corey Williams, Oklahoma St.	3	7	9	77.8
1993	Sam Cassell, Florida St.	4	12	17	70.6
1994	Pat Graham, Indiana	3	5	8	62.5
1995	Donny Marshall, UConn	4	6	10	60.0
1996	Ben Caton, Utah	3	5	7	71.4
1997	Cameron Mills, Kentucky	6	17	27	63.0
1998	Mike Chappell, Duke	4	6	7	85.7
1999	A.J. Granger, Michigan St.	5	8	11	72.7
2000	Rimas Kaukenas, Seton Hall	3	8	14	57.1
2001	Casey Calvary, Gonzaga	3	5	7	71.4

(Minimum: 2.0 3FGM Per Game)

2002	Brian Boddicker, Texas	3	6	8	75.0
2003	Darnell Archey, Butler	3	11	16	68.8
2004	Brandon Mouton, Texas	3	8	12	66.7
2005	James On Curry, Oklahoma St.	3	8	12	66.7
2006	Marcus Williams, UConn	4	10	18	55.6
2007	Brandon Rush, Kansas	4	9	11	81.8
2008	Kenny Brown, Stanford	3	7	9	77.8
2009	Roburt Sallie, Memphis	3	16	24	66.7
2010	Kevin Jones, West Virginia	4	9	17	52.9
2011	David Lighty, Ohio St.	3	10	14	71.4
2012	Todd Mayo, Marquette	3	6	10	60.0
2013	Solomon Hill, Arizona	3	6	9	66.7
2014	London Perrantes, Virginia	3	6	11	54.5

Highest Free-Throw Percentage

(Minimum: 10 FTM and 2.5 FTM Per Game)

Year	Player, Team	G	FTM	FTA	Pct.
1941	Gene Englund, Wisconsin	3	16	19	84.2
1942	Charles Black, Kansas	2	10	14	71.4
1943	Bill Hassett, Georgetown	3	10	13	76.9
1945	Arnold Risen, Ohio St.	2	11	16	68.8
1946	Jack Underman, Ohio St.	3	18	21	85.7
1947	Gerald Tucker, Oklahoma	3	16	19	84.2
1948	Howard Shannon, Kansas St.	2	15	15	100
1949	Jack Shelton, Oklahoma St.	3	19	22	86.4
1950	Floyd Layne, CCNY	3	12	15	80.0
	Gene Melchiorre, Bradley	3	12	15	80.0
1951	Bill Kukoy, North Carolina St.	3	19	22	86.4
1952	Jim Young, Santa Clara	3	13	16	81.3
1953	Ron Perry, Holy Cross	3	18	20	90.0
1954	Jack Clune, Navy	3	19	22	86.4
1955	Tom Gola, La Salle	5	37	42	88.1
1956	Bob Mills, SMU	5	32	40	80.0
1957	John Riser, Pittsburgh	3	30	36	83.3
1958	Johnny Cox, Kentucky	4	21	23	91.3
1959	Howie Carl, DePaul	3	16	18	88.9
1960	Darrall Imhoff, California	5	22	24	91.7
1961	John Turner, Louisville	3	19	21	90.5
1962	Gary Cunningham, UCLA	4	17	19	89.5
	Mel Counts, Oregon St.	3	17	19	89.5
1963	Howard Komives, Bowling Green	3	29	32	90.6
1964	Wayne Estes, Utah St.	3	21	23	91.3
1965	Bill Bradley, Princeton	5	47	51	92.2
1966	Mike Lewis, Duke	4	17	18	94.4
1967	Steve Adelman, Boston College	3	14	16	87.5
1968	Harley Swift, East Tenn. St.	3	18	18	100
1969	Rick Mount, Purdue	4	24	27	88.9
1970	Chip Dublin, Jacksonville	5	19	20	95.0
1971	Henry Bibby, UCLA	4	17	17	100
1972	Larry McNeill, Marquette	3	11	12	91.7
1973	Ron Haigler, Penn.	3	10	10	100
1974	Gene Harmon, Creighton	3	10	10	100
1975	Phil Ford, North Carolina	3	17	18	94.4
1976	Will Bynum, VMI	3	22	26	84.6
1977	Phil Ford, North Carolina	5	20	21	95.2
1978	Mike Gminski, Duke	5	19	21	90.5
1979	Sidney Moncrief, Arkansas	3	26	27	96.3
1980	*Cliff Pruitt, UCLA	6	14	15	93.3
	Eric Floyd, Georgetown	3	12	14	85.7
1981	Oliver Robinson, UAB	3	17	17	100
1982	Oliver Robinson, UAB	3	12	13	92.3
1983	John Pinone, Villanova	3	15	15	100
1984	Steve Alford, Indiana	3	21	22	95.5
1985	Dwayne McClain, Villanova	6	24	25	96.0
1986	Cliff Rees, Navy	4	10	10	100
1987	*Derrick McKey, Alabama	3	19	19	100
	*Jim Farmer, Alabama	3	14	14	100
	Reggie Williams, Georgetown	4	27	30	90.0
1988	Mike Vreeswyk, Temple	4	18	18	100
	LaBradford Smith, Louisville	3	15	15	100

Year	Player, Team	G	FTM	FTA	Pct.
	Tom Greis, Villanova	4	11	11	100
	Jeff Lebo, North Carolina	4	10	10	100
1989	Richard Morgan, Virginia	4	23	23	100
1990	Bo Kimble, Loyola Marymount	4	26	29	89.7
1991	Hubert Davis, North Carolina	5	19	20	95.0
1992	John Pelphrey, Kentucky	4	15	15	100
1993	Greg Graham, Indiana	4	18	19	94.7
1994	Dwayne Morton, Louisville	3	18	19	94.7
1995	Kevin Ollie, UConn	4	12	13	92.3
1996	Miles Simon, Arizona	3	12	13	92.3
1997	Keith Van Horn, Utah	4	21	21	100
	Dedric Willoughby, Iowa St.	3	12	12	100
	Jacy Holloway, Iowa St.	3	11	11	100
	Mohamed Woni, Clemson	3	10	10	100
1998	Arthur Lee, Stanford	5	35	35	100
	Shammond Williams, North Carolina	5	20	20	100
1999	Richie Frahm, Gonzaga	4	17	18	94.4
2000	Joe Adkins, Oklahoma St.	4	13	13	100
2001	Lynn Greer, Temple	4	33	34	97.1
2002	Tahj Holden, Maryland	6	15	15	100
	Frederick Jones, Oregon	4	13	13	100
2003	Jason Gardner, Arizona	4	20	21	95.2
2004	Todd Okeson, Nevada	3	11	11	100
2005	J.J. Redick, Duke	3	10	10	100
	John Lucas, Oklahoma St.	3	10	10	100
2006	Denham Brown, UConn	4	12	12	100
2007	Nick Young, Southern California	3	15	15	100
	Aaron Brooks, Oregon	4	13	13	100
2008	Drew Lavender, Xavier	4	10	10	100
2009	Craig Austria, UConn	5	16	16	100
	Kim English, Missouri	4	12	12	100
2010	Devin Ebanks, West Virginia	5	27	29	93.1
2011	Okaro White, Florida St.	3	13	14	92.9
2012	Dion Waiters, Syracuse	4	17	18	94.4
	Darius Miller, Kentucky	6	17	18	94.4
2013	Adreian Payne, Michigan St.	3	10	10	100.0
2014	Brady Heslip, Baylor	3	10	10	100.0

Note: In 2011, J'Covan Brown of Texas was 25-of-25 but played in only two games. In 2013, Doug McDermott of Creighton was 23-of-23 but played in only two games.

Most Rebounds

Year	Player, Team	G	Reb.	Avg.
1951	Bill Spivey, Kentucky	4	65	16.3
1957	John Green, Michigan St.	4	77	19.3
1958	Elgin Baylor, Seattle	5	91	18.2
1959	Jerry West, West Virginia	5	73	14.6
1960	Tom Sanders, New York U.	5	83	16.6
1961	Jerry Lucas, Ohio St.	4	73	18.3
1962	Len Chappell, Wake Forest	5	86	17.2
1963	Nate Thurmond, Bowling Green	3	70	23.3
	Vic Rouse, Loyola Chicago	5	70	14.0
1964	Paul Silas, Creighton	3	57	19.0
1965	Bill Bradley, Princeton	5	57	11.4
1966	Jerry Chambers, Utah	4	56	14.0
1967	Don May, Dayton	5	82	16.4
1968	Elvin Hayes, Houston	5	97	19.4
1969	Lew Alcindor, UCLA	4	64	16.0
1970	Artis Gilmore, Jacksonville	5	93	18.6
1971	*Clarence Glover, Western Ky.	5	89	17.8
	Sidney Wicks, UCLA	4	52	13.0
1972	Bill Walton, UCLA	4	64	16.0
1973	Bill Walton, UCLA	4	58	14.5
1974	Tom Burleson, North Carolina St.	4	61	15.3
1975	Richard Washington, UCLA	5	60	12.0
1976	Phil Hubbard, Michigan	5	61	10.2
1977	Cedric Maxwell, Charlotte	5	64	12.8
1978	Eugene Banks, Duke	5	50	10.0
1979	Larry Bird, Indiana St.	5	67	13.4
1980	*Mike Sanders, UCLA	6	60	10.0
1981	Cliff Levingston, Wichita St.	4	53	13.3
1982	Clyde Drexler, Houston	5	41	8.2
1983	Akeem Olajuwon, Houston	5	65	13.0
1984	Akeem Olajuwon, Houston	5	57	11.4
1985	Ed Pinckney, Villanova	6	48	8.0
1986	Pervis Ellison, Louisville	6	57	9.5
1987	Derrick Coleman, Syracuse	6	73	12.2
1988	Danny Manning, Kansas	6	56	9.3
1989	Daryll Walker, Seton Hall	6	58	9.7
1990	Larry Johnson, UNLV	6	75	12.5
1991	Larry Johnson, UNLV	5	51	10.2
1992	*Chris Webber, Michigan	6	58	9.7
1993	*Chris Webber, Michigan	6	68	11.3

Year	Player, Team	G	Reb.	Avg.
1994	Cherokee Parks, Duke.....	6	55	9.2
1995	Ed O'Bannon, UCLA.....	6	54	9.0
1996	Tim Duncan, Wake Forest.....	4	52	13.0
1997	A.J. Bramlett, Arizona.....	6	62	10.3
1998	Antawn Jamison, North Carolina.....	5	63	12.6
1999	Elton Brand, Duke.....	6	55	9.2
2000	Brendan Haywood, North Carolina.....	5	48	9.6
2001	Shane Battier, Duke.....	6	61	10.2
2002	Drew Gooden, Kansas.....	5	61	12.2
2003	Nick Collison, Kansas.....	6	81	13.5
2004	Emeka Okafor, UConn.....	6	68	11.3
2005	Sean May, North Carolina.....	6	64	10.7
2006	Al Horford, Florida.....	6	60	10.0
2007	Al Horford, Florida.....	6	68	11.3
2008	*Joey Dorsey, Memphis.....	6	54	9.0
2009	Goran Suton, Michigan St.....	6	64	10.7
2010	Brian Zoubek, Duke.....	6	60	10.0
2011	Alex Oriakhi, UConn.....	6	59	9.8
2012	Thomas Robinson, Kansas.....	6	75	12.5
2013	Mitch McGary, Michigan.....	6	64	10.7
2014	Julius Randle, Kentucky.....	6	59	9.8

Highest Rebounding Average

(Minimum: Three Games Played)

Year	Player, Team	G	Reb.	Avg.
1951	Bill Spivey, Kentucky.....	4	65	16.3
1957	John Green, Michigan St.....	4	77	19.3
1958	Elgin Baylor, Seattle.....	5	91	18.2
1959	Oscar Robertson, Cincinnati.....	4	63	15.8
1960	Howard Jolliff, Ohio.....	3	65	21.7
1961	Jerry Lucas, Ohio St.....	4	73	18.3
1962	Mel Counts, Oregon St.....	3	53	17.7
1963	Nate Thurmond, Bowling Green.....	3	70	23.3
1964	Paul Silas, Creighton.....	3	57	19.0
1965	James Ware, Oklahoma City.....	3	55	18.3
1966	Elvin Hayes, Houston.....	3	50	16.7
1967	Don May, Dayton.....	5	82	16.4
1968	Elvin Hayes, Houston.....	5	97	19.4
1969	Lew Alcindor, UCLA.....	4	64	16.0
1970	Artis Gilmore, Jacksonville.....	5	93	18.6
1971	*Clarence Glover, Western Ky.....	5	89	17.8
	Collis Jones, Notre Dame.....	3	49	16.3
1972	Bill Walton, UCLA.....	4	64	16.0
1973	Bill Walton, UCLA.....	4	58	14.5
1974	Marvin Barnes, Providence.....	3	51	17.0
1975	Mike Franklin, Cincinnati.....	3	49	16.3
1976	Al Fleming, Arizona.....	3	39	13.0
1977	Phil Hubbard, Michigan.....	3	45	15.0
1978	Greg Kelsner, Michigan St.....	3	37	12.3
1979	Larry Bird, Indiana St.....	5	67	13.4
1980	Durand Macklin, LSU.....	3	31	10.3
1981	Cliff Levingston, Wichita St.....	4	53	13.3
1982	Ed Pinckney, Villanova.....	3	30	10.0
1983	Akeem Olajuwon, Houston.....	5	65	13.0
1984	*Keith Lee, Memphis.....	3	37	12.3
	Akeem Olajuwon, Houston.....	5	57	11.4
1985	Karl Malone, Louisiana Tech.....	3	40	13.3
1986	David Robinson, Navy.....	4	47	11.8
1987	Derrick Coleman, Syracuse.....	6	73	12.2
1988	Pervis Ellison, Louisville.....	3	33	11.0
1989	Pervis Ellison, Louisville.....	3	31	10.3
	Stacey King, Oklahoma.....	3	31	10.3
1990	*Dale Davis, Clemson.....	3	44	14.7
1991	Byron Houston, Oklahoma St.....	3	36	12.0
	Perry Carter, Ohio St.....	3	36	12.0
1992	Doug Edwards, Florida St.....	3	32	10.7
1993	*Chris Webber, Michigan.....	6	68	11.3
1994	*Jwan Howard, Michigan.....	4	51	12.8
1995	Tim Duncan, Wake Forest.....	3	43	14.3
1996	Tim Duncan, Wake Forest.....	4	52	13.0
1997	Paul Pierce, Kansas.....	3	36	12.0
1998	Antawn Jamison, North Carolina.....	5	63	12.6
1999	Eduardo Najera, Oklahoma.....	3	35	11.7
2000	Eric Coley, Tulsa.....	4	43	10.8
2001	Dan Gadzuric, UCLA.....	3	36	12.0
2002	Drew Gooden, Kansas.....	5	61	12.2
2003	Nick Collison, Kansas.....	6	81	13.5
2004	Emeka Okafor, UConn.....	6	68	11.3
2005	Paul Davis, Michigan St.....	5	58	11.6
2006	P.J. Tucker, Texas.....	4	50	12.5
2007	Al Horford, Florida.....	6	68	11.3

Year	Player, Team	G	Reb.	Avg.
	Taj Gibson, Southern California.....	3	34	11.3
2008	Kevin Love, UCLA.....	5	53	10.6
2009	Cole Aldrich, Kansas.....	3	47	15.7
2010	Jason Love, Xavier.....	3	31	10.3
2011	Alex Tyus, Florida.....	4	46	11.5
2012	Draymond Green, Michigan St.....	3	41	13.7
2013	Arsalan Kazemi, Oregon.....	3	45	15.0
2014	Josh Davis, San Diego St.....	3	41	13.7

Most Assists

Year	Player, Team	G	Ast.
1984	Reid Gettys, Houston.....	5	36
1985	Michael Jackson, Georgetown.....	6	45
1986	Cedric Hunter, Kansas.....	5	42
1987	Mark Wade, UNLV.....	5	61
1988	Ricky Grace, Oklahoma.....	6	41
1989	Rumeal Robinson, Michigan.....	6	56
1990	Bobby Hurley, Duke.....	6	39
1991	Bobby Hurley, Duke.....	6	43
1992	Bobby Hurley, Duke.....	6	47
1993	Jason Kidd, California.....	3	31
1994	Grant Hill, Duke.....	6	34
1995	Tyus Edney, UCLA.....	6	38
1996	Lazarus Sims, Syracuse.....	6	46
1997	Ed Cota, North Carolina.....	5	36
1998	Andre Miller, Utah.....	6	41
1999	Mateen Cleaves, Michigan St.....	5	38
2000	Ed Cota, North Carolina.....	5	37
2001	Jason Williams, Duke.....	6	31
2002	Steve Blake, Maryland.....	6	40
2003	T.J. Ford, Texas.....	5	51
2004	Aaron Miles, Kansas.....	4	34
2005	Deron Williams, Illinois.....	6	50
2006	Marcus Williams, UConn.....	4	35
2007	Mike Conley Jr., Ohio St.....	6	29
2008	Jason Richards, Davidson.....	4	36
	*Derrick Rose, Memphis.....	6	36
2009	Ty Lawson, North Carolina.....	5	34
	Kalin Lucas, Michigan St.....	6	34
2010	John Wall, Kentucky.....	4	31
2011	Joey Rodriguez, VCU.....	6	46
2012	Peyton Siva, Louisville.....	5	31
2013	Brett Comer, FGCU.....	3	31
2014	Andrew Harrison, Kentucky.....	6	30

Assists Average

(Minimum: Three Games Played)

Year	Player, Team	G	Ast.	Avg.
1984	Bruce Douglas, Illinois.....	3	27	9.00
1985	Wayne Smith, Louisiana Tech.....	3	26	8.67
1986	Mark Wade, UNLV.....	3	32	10.67
1987	Mark Wade, UNLV.....	5	61	12.20
1988	Rumeal Robinson, Michigan.....	3	21	7.00
1989	John Crotty, Virginia.....	4	39	9.75
1990	James Sanders, Alabama.....	3	27	9.00
1991	Greg Anthony, UNLV.....	5	40	8.00
	Jason Buchanan, St. John's (NY).....	4	32	8.00
1992	Sam Crawford, New Mexico St.....	3	28	9.33
1993	Jason Kidd, California.....	3	31	10.33
1994	Duane Simpkins, Maryland.....	3	22	7.33
1995	Kevin Ollie, UConn.....	4	32	8.00
1996	Drew Barry, Georgia Tech.....	3	29	9.67
	Reggie Geary, Arizona.....	3	29	9.67
1997	Brevin Knight, Stanford.....	3	24	8.00
1998	Ed Cota, North Carolina.....	5	35	7.00
1999	Mateen Cleaves, Michigan St.....	5	38	7.60
2000	Earl Watson, UCLA.....	3	33	11.00
2001	Brandon Granville, Southern California.....	4	26	6.50
2002	Brandin Knight, Pittsburgh.....	3	22	7.33
2003	T.J. Ford, Texas.....	5	51	10.20
2004	Aaron Miles, Kansas.....	4	34	8.50
2005	Deron Williams, Illinois.....	6	50	8.33
2006	Marcus Williams, UConn.....	4	35	8.75
2007	Dane Bradshaw, Tennessee.....	3	20	6.67
2008	Mitch Johnson, Stanford.....	3	29	9.67
2009	Antonio Anderson, Memphis.....	3	25	8.33
2010	John Wall, Kentucky.....	4	31	7.75
2011	Kendall Marshall, North Carolina.....	4	39	9.75
2012	Pierre Jackson, Baylor.....	4	27	6.75
2013	Brett Comer, FGCU.....	3	31	10.33
2014	DeAndre Kane, Iowa St.....	3	21	7.00

Assist-to-Turnover Ratio

(Minimum: 3.0 Assists Per Game)

Year	Player, Team	G	Ast.	TO	Ratio
2008	Quentin Thomas, North Carolina	5	18	2	9.00
2009	DeMarre Carroll, Missouri	4	14	2	7.00
2010	Lewis Jackson, Purdue	3	17	4	4.25
2011	Kevin Anderson, Richmond	3	11	2	5.50
2012	Stilman White, North Carolina	4	14	1	14.00
2013	Shannon Scott, Ohio St.	4	15	3	5.00
2014	London Perrantes, Virginia	3	12	2	6.00

Most Blocked Shots

Year	Player, Team	G	Blk.
1986	David Robinson, Navy	4	23
1987	Derrick Coleman, Syracuse	6	16
1988	Tim Perry, Temple	4	20
1989	Alonzo Mourning, Georgetown	4	19
1990	Larry Johnson, UNLV	6	11
1991	Mark Strickland, Temple	4	15
	Elmore Spencer, UNLV	5	15
1992	*Chris Webber, Michigan	6	17
1993	Rodney Dobard, Florida St.	4	15
	*Chris Webber, Michigan	6	15
1994	Cherokee Parks, Duke	6	18
1995	Marcus Camby, Massachusetts	4	18
1996	*Marcus Camby, Massachusetts	5	21
1997	Kelvin Cato, Iowa St.	3	14
1998	Jamaal Magloire, Kentucky	6	18
1999	Ken Johnson, Ohio St.	5	21
2000	Brendan Haywood, North Carolina	5	15
2001	Loren Woods, Arizona	6	24
2002	Lonny Baxter, Maryland	6	13
2003	Nick Collison, Kansas	6	15
2004	Emeka Okafor, UConn	6	13
2005	Channing Frye, Arizona	4	17
2006	Joakim Noah, Florida	6	29
2007	Greg Oden, Ohio St.	6	13
2008	Kevin Love, UCLA	5	21
2009	Cole Aldrich, Kansas	3	16
2010	Curtis Kelly, Kansas St.	4	13
2011	John Henson, North Carolina	4	15
2012	Jeff Withey, Kansas	6	31
2013	Jeff Withey, Kansas	3	17
2014	Aaron Gordon, Arizona	4	9
	Josh Huestis, Stanford	3	9
	Frank Kaminsky, Wisconsin	5	9
	Jarnell Stokes, Tennessee	4	9
	Patric Young, Florida	5	9

Blocked Shots Average

(Minimum: Three Games Played)

Year	Player, Team	G	Blk.	Avg.
1986	David Robinson, Navy	4	23	5.75
1987	Steve Wright, Providence	4	12	3.00
1988	Tim Perry, Temple	4	20	5.00
1989	Alonzo Mourning, Georgetown	4	19	4.75
1990	Guillermo Myers, Texas	4	10	2.50
1991	Mark Strickland, Temple	4	15	3.75
1992	David Van Dyke, UTEP	3	12	4.00
1993	Rodney Dobard, Florida St.	4	15	3.75
1994	Cherokee Parks, Duke	6	18	3.00
	Greg Ostertag, Kansas	3	9	3.00
1995	Tim Duncan, Wake Forest	3	16	5.33
	Erick Dampier, Mississippi St.	3	16	5.33
1996	*Marcus Camby, Massachusetts	5	21	4.20
1997	Kelvin Cato, Iowa St.	3	14	4.67
1998	Etan Thomas, Syracuse	3	13	4.33
1999	Ken Johnson, Ohio St.	5	21	4.20
2000	Shane Battier, Duke	3	13	4.33
2001	Loren Woods, Arizona	6	24	4.00
	Sam Clancy, Southern California	4	16	4.00
2002	Channing Frye, Arizona	3	9	3.00
2003	Emeka Okafor, UConn	3	14	4.67
2004	Jermareo Davidson, Alabama	4	9	2.25
2005	Channing Frye, Arizona	4	17	4.25
2006	Shelden Williams, Duke	3	15	5.00
2007	Taj Gibbon, Southern California	3	8	2.67
2008	Kevin Love, UCLA	5	21	4.20
2009	Cole Aldrich, Kansas	3	16	5.33

Year	Player, Team	G	Blk.	Avg.
2010	Dallas Lauderdale, Ohio St.	3	11	3.67
2011	John Henson, North Carolina	4	15	3.75
2012	Jeff Withey, Kansas	6	31	5.17
2013	Jeff Withey, Kansas	3	17	5.67
2014	Josh Huestis, Stanford	3	9	3.00

Most Steals

Year	Player, Team	G	Stl.
1986	Tommy Amaker, Duke	6	18
1987	Mark Wade, UNLV	5	18
1988	Mookie Blaylock, Oklahoma	6	23
1989	Kendall Gill, Illinois	5	17
1990	Lee Mayberry, Arkansas	5	18
1991	Grant Hill, Duke	6	15
1992	John Pelphrey, Kentucky	4	13
	Christian Laettner, Duke	6	13
1993	Rick Brunson, Temple	4	14
1994	Dan Cross, Florida	5	12
1995	Cameron Dollar, UCLA	6	15
1996	*Edgar Padilla, Massachusetts	5	19
1997	Jason Terry, Arizona	6	17
	Wayne Turner, Kentucky	6	17
1998	Wayne Turner, Kentucky	6	13
1999	Pepe Sanchez, Temple	4	14
2000	Mike Kelley, Wisconsin	5	19
2001	Gilbert Arenas, Arizona	6	17
2002	Andrew Mitchell, Kent St.	4	15
2003	Gerry McNamara, Syracuse	6	15
2004	Jarrett Jack, Georgia Tech	6	13
2005	Rajon Rondo, Kentucky	4	12
2006	Jamaal Williams, Washington	3	11
	Randy Foye, Villanova	4	11
2007	Mario Chalmers, Kansas	4	14
2008	Mario Chalmers, Kansas	6	17
2009	Ty Lawson, North Carolina	5	16
2010	Ronald Nored, Butler	6	16
2011	Joey Rodriguez, VCU	6	10
2012	Aaron Craft, Ohio St.	5	16
2013	Michael Carter-Williams, Syracuse	5	15
	Russ Smith, Louisville	6	15
2014	Shabazz Napier, UConn	6	15

Most Steals Average

(Minimum: Three Games Played)

Year	Player, Team	G	Stl.	Avg.
1986	Derrick Taylor, LSU	5	16	3.20
1987	Ricky Grace, Oklahoma	3	14	4.67
1988	Mookie Blaylock, Oklahoma	6	23	3.83
1989	Kendall Gill, Illinois	5	17	3.40
1990	Lee Mayberry, Arkansas	5	18	3.60
1991	Scott Burrell, UConn	3	11	3.67
1992	John Pelphrey, Kentucky	4	13	3.25
1993	Jason Kidd, California	3	13	4.33
1994	Pooh Williamson, Tulsa	3	8	2.67
	Doron Sheffer, UConn	3	8	2.67
	Tony Miller, Marquette	3	8	2.67
1995	Chris Garner, Memphis	3	10	3.33
1996	*Edgar Padilla, Massachusetts	5	19	3.80
1997	Rashid Bey, Saint Joseph's	3	10	3.33
1998	Damian Owens, West Virginia	3	11	3.67
	Jason Hart, Syracuse	3	11	3.67
1999	Pepe Sanchez, Temple	4	14	3.50
2000	Mike Kelley, Wisconsin	5	19	3.80
2001	Titus Ivory, Penn St.	3	9	3.00
2002	Andrew Mitchell, Kent St.	4	14	3.50
2003	Chris Duhon, Duke	3	10	3.33
	Devin Harris, Wisconsin	3	10	3.33
2004	Jameer Nelson, Saint Joseph's	4	11	2.75
2005	Daniel Ewing, Duke	3	10	3.33
	Ronald Ross, Texas Tech	3	10	3.33
	Ilian Evtimov, North Carolina St.	3	10	3.33
2006	Jamaal Williams, Washington	3	11	3.67
2007	Mario Chalmers, Kansas	4	14	3.50
2008	Stephen Curry, Davidson	4	13	3.25
2009	Ty Lawson, North Carolina	5	16	3.20
2010	Jacob Pullen, Kansas St.	4	14	3.50
2011	Kyle Collinsworth, BYU	3	8	2.67
2012	Jae Crowder, Marquette	3	10	3.33
2013	Michael Carter-Williams, Syracuse	5	15	3.00
2014	Luke Hancock, Louisville	3	8	2.70
	Chasson Randle, Stanford	3	8	2.70

Seeds History

Farthest Seeds Have Advanced in the Tournament

(SINCE 1979)

Seed	Farthest Finish
#1	CH - Arkansas 1994, UConn 1999, Duke 1992, 2001 & 2010, Florida 2007, Georgetown 1984, Indiana 1987, Kansas 2008, Kentucky 1996 & 2012, Louisville 2013, Maryland 2002, Michigan St. 2000, UNLV 1990, North Carolina 1982, 1993, 2005 & 2009, UCLA 1995
#2	CH - UConn 2004, Duke 1991, Kentucky 1998, Louisville 1980 & 1986, Michigan St. 1979
#3	CH - UConn 2011, Florida 2006, Indiana 1981, Michigan 1989, Syracuse 2003
#4	CH - Arizona 1997
#5	2d - Butler 2010, Florida 2000, Indiana 2002
#6	CH - Kansas 1988, North Carolina St. 1983
#7	CH - UConn 2014
#8	CH - Villanova 1985
#9	T3d - Wichita St. 2013
#10	RR - Davidson 2008, Dayton 1984, Gonzaga 1999, Kent St. 2002, LSU 1987, Providence 1997, St. John's (NY) 1979, Temple 1991, Texas 1990
#11	T3d - George Mason 2006, LSU 1986, VCU 2011
#12	RR - Missouri 2002
#13	RSF - Bradley 2006, La Salle 2013, Ohio 2012, Oklahoma 1999, Richmond 1988, Valparaiso 1998
#14	RSF - Chattanooga 1997, Cleveland St. 1986
#15	RSF - FGCU 2013
#16	--

#15 with a win over #2: Coppin St. 1997, FGCU 2013, Hampton 2001, Lehigh 2012, Norfolk St. 2012, Richmond 1991, Santa Clara 1993




Photo from Hampton Sports Information

Seven No. 15-seeds have won a tournament game. That includes when Tarvis Williams (40) helped lead Hampton to a 58-57 upset win over No. 2-seed Iowa State in 2001.

Won-Lost Records of Tournament Seeds

Year	#1	#2	#3	#4	#5	#6	#7	#8	#9	#10	#11	#12	#13	#14	#15	#16
1979	8-4	11-3	3-4	2-4	2-4	1-4	2-4	2-4	5-5	4-4						
1980	4-4	7-3	2-4	3-4	7-5	11-4	3-4	8-4	0-4	2-4	0-4	1-4				
1981	7-5	5-4	6-3	2-4	6-4	7-4	4-4	4-4	4-4	2-4	1-4	0-4				
1982	10-3	5-4	6-4	4-4	5-4	5-4	3-4	4-4	2-4	1-4	2-4	0-4				
1983	10-4	3-4	5-4	6-4	3-4	7-3	3-4	3-4	1-4	3-4	2-4	1-4	Opening Round			4-4
1984	10-3	6-4	2-4	4-4	5-4	5-4	5-4	3-4	1-4	4-4	1-4	1-4	Opening Round			5-5
1985	13-4	11-4	7-4	4-4	5-4	1-4	5-4	7-3	2-4	0-4	5-4	2-4	1-4	0-4	0-4	0-4
1986	13-4	10-3	3-4	5-4	5-4	5-4	6-4	5-4	1-4	1-4	4-4	2-4	0-4	3-4	0-4	0-4
1987	16-3	11-4	4-4	2-4	6-4	9-4	2-4	1-4	3-4	4-4	0-4	2-4	2-4	1-4	0-4	0-4
1988	14-4	10-4	4-4	5-4	6-4	10-3	4-4	3-4	1-4	1-4	2-4	0-4	2-4	1-4	0-4	0-4
1989	11-4	11-4	13-3	6-4	6-4	0-4	3-4	0-4	4-4	1-4	5-4	1-4	1-4	1-4	0-4	0-4
1990	12-3	5-4	7-4	10-4	3-4	6-4	5-4	3-4	2-4	3-4	3-4	3-4	0-4	1-4	0-4	0-4
1991	13-4	10-3	10-4	7-4	3-4	2-4	2-4	3-4	1-4	4-4	3-4	2-4	1-4	1-4	1-4	0-4
1992	13-3	10-4	5-4	8-4	3-4	10-4	3-4	1-4	4-4	2-4	0-4	2-4	1-4	1-4	0-4	0-4
1993	18-3	8-4	7-4	5-4	4-4	5-4	7-4	2-4	2-4	0-4	1-4	2-4	1-4	0-4	1-4	0-4
1994	13-3	12-4	10-4	6-4	3-4	4-4	2-4	0-4	6-4	3-4	1-4	3-4	0-4	0-4	0-4	0-4
1995	13-3	15-4	3-4	8-4	5-4	6-4	3-4	2-4	2-4	1-4	1-4	1-4	1-4	2-4	0-4	0-4
1996	13-3	12-4	7-4	8-4	5-4	4-4	2-4	2-4	3-4	2-4	1-4	3-4	1-4	0-4	0-4	0-4
1997	15-4	7-4	3-4	11-3	4-4	8-4	2-4	2-4	2-4	5-4	0-4	1-4	0-4	2-4	1-4	0-4
1998	11-4	12-3	10-4	5-4	4-4	3-4	1-4	5-4	1-4	4-4	3-4	1-4	2-4	1-4	0-4	0-4
1999	17-3	5-4	7-4	6-4	3-4	7-4	0-4	0-4	4-4	8-4	0-4	3-4	2-4	1-4	0-4	0-4
2000	10-3	6-4	6-4	7-4	8-4	7-4	4-4	10-4	0-4	4-4	1-4	0-4	0-4	0-4	0-4	0-4
2001	16-3	8-4	8-4	4-4	3-4	4-4	3-4	0-4	4-4	3-4	4-4	3-4	2-4	0-4	1-4	0-4
2002	13-3	11-4	6-4	5-4	5-4	3-4	3-4	5-4	0-4	3-4	3-4	5-4	1-4	0-4	0-4	0-4
2003	13-4	9-4	13-3	3-4	6-4	4-4	4-4	1-4	3-4	3-4	1-4	2-4	1-4	0-4	0-4	0-4
2004	9-4	12-3	10-4	7-4	4-4	5-4	5-4	5-4	2-4	2-4	0-4	2-4	0-4	0-4	0-4	0-4
2005	15-3	7-4	5-4	6-4	7-4	7-4	5-4	1-4	3-4	2-4	1-4	2-4	1-4	1-4	0-4	0-4
2006	11-4	10-4	9-3	7-4	3-4	3-4	4-4	3-4	1-4	2-4	5-4	2-4	2-4	1-4	0-4	0-4
2007	17-3	12-4	8-4	5-4	7-4	3-4	5-4	1-4	3-4	0-4	2-4	0-4	0-4	0-4	0-4	0-4
2008	19-3	7-4	10-4	3-4	3-4	3-4	4-4	2-4	2-4	3-4	1-4	4-4	2-4	0-4	0-4	0-4
2009	16-3	12-4	11-4	5-4	2-4	3-4	1-4	2-4	2-4	3-4	1-4	4-4	1-4	0-4	0-4	0-4
2010	12-3	10-4	5-4	4-4	10-4	5-4	1-4	2-4	3-4	4-4	3-4	2-4	1-4	1-4	0-4	0-4
2011	8-4	9-4	10-3	7-4	5-4	1-4	3-4	7-4	1-4	2-4	7-4	2-4	1-4	0-4	0-4	0-4
2012	14-3	9-4	7-4	8-4	2-4	3-4	4-4	3-4	1-4	3-4	3-4	2-4	2-4	0-4	2-4	0-4
2013	11-3	8-4	8-4	10-4	1-4	4-4	3-4	2-4	5-4	1-4	1-4	4-4	2-4	1-4	2-4	0-4
2014	10-4	9-4	4-4	9-4	1-4	3-4	8-3	7-4	1-4	2-4	5-4	3-4	0-4	1-4	0-4	0-4

Not Seeded: Opening Round 1-1 in each year from 2001-10; First Round 4-4 in each year from 2011.

All-Time No. 1 Seeds

- 14, North Carolina, 1979-2012
- 12, Duke, 1986-2011
- 11, Kansas, 1986-2013
- 11, Kentucky, 1980-2012
- 6, Arizona, 1988-2014
- 5, UConn, 1990-2009
- 5, Georgetown, 1982-89
- 5, Michigan St., 1990-2012
- 5, Oklahoma, 1985-2003
- 4, DePaul, 1980-84
- 4, Ohio St., 1991-2011
- 4, UCLA, 1979-2008
- 4, Virginia, 1981-2014
- 3, Illinois, 1989-2005
- 3, Indiana, 1987-2013
- 3, Louisville, 1983-2013
- 3, UNLV, 1987-91
- 3, Purdue, 1988-96
- 3, St. John's (NY), 1983-86
- 3, Stanford, 2000-04
- 3, Syracuse, 1980-2012
- 2, Arkansas, 1991-94
- 2, Florida, 2007-14
- 2, LSU, 1980-81
- 2, Memphis, 2006-08*
- 2, Michigan, 1985-93
- 2, Pittsburgh, 2009-11
- 1, Auburn, 1999
- 1, Cincinnati, 2002
- 1, Gonzaga, 2013
- 1, Houston, 1983

- 1, Indiana St., 1979
- 1, Maryland, 2002
- 1, Massachusetts, 1996
- 1, Minnesota, 1997
- 1, Missouri, 1994
- 1, Notre Dame, 1979
- 1, Oregon St., 1981
- 1, Saint Joseph's, 2004
- 1, Temple, 1988
- 1, Texas, 2003
- 1, Villanova, 2006
- 1, Wake Forest, 1995
- 1, Washington, 2005
- 1, Wichita St., 2014

- 2, Georgia, 1983-96
- 2, Kansas St., 1981-88
- 2, LSU, 1986-2006
- 2, Maryland, 2001-02
- 2, Memphis, 1985-2008*
- 2, North Carolina St., 1983
- 2, Ohio St., 1999-2012
- 2, Oklahoma, 1995-2004
- 2, Utah, 1998
- 2, Virginia, 1989-95
- 2, Wisconsin, 2000-14
- 1, Alabama, 2004
- 1, Auburn, 1986
- 1, DePaul, 1979
- 1, George Mason, 2006
- 1, Georgia Tech, 1990
- 1, Houston, 1983
- 1, Iowa, 1980
- 1, Marquette, 2003
- 1, Mississippi St., 1996
- 1, UNLV, 1989
- 1, UNI, 2010
- 1, Oklahoma, 1988
- 1, Penn, 1979
- 1, Providence, 1987
- 1, Rhode Island, 1998
- 1, St. John's (NY), 1991
- 1, Saint Joseph's, 1981
- 1, UTEP, 1992
- 1, VCU, 2011
- 1, Wake Forest, 1984
- 1, West Virginia, 2010
- 1, Wichita St., 2013

*Appearance by Memphis in 2008 was later vacated

Beating a No. 1 Seed

- 8, Duke, 1980-99
- 8, Kansas, 1988-2012
- 7, Arizona, 1994-2011
- 7, North Carolina, 1981-2005
- 6, Michigan St., 1979-2014
- 5, Indiana, 1981-2002
- 5, Kentucky, 1996-2014
- 4, Louisville, 1980-2012
- 4, Michigan, 1989-2013
- 4, Syracuse, 1987-2013
- 4, UCLA, 1980-2007
- 3, Florida, 2000-07
- 3, Georgetown, 1984-2007
- 3, UConn, 1999-2014
- 3, Villanova, 1985-2009
- 2, UAB, 1986-2004
- 2, Boston College, 1982-94
- 2, Butler, 2010-11

How the Seeds Have Fared

ROUND-BY-ROUND: 1985-2014

	1st	2d	3d	RSF	RF	NSF	CH	Total	Final Four Finishes
#1	104-0	107-13	13-3	82-22	48-34	27-21	18-9	399-102	18 CH, 9 2d, 20 T3d
#2	100-4	80-36	10-3	56-21	26-30	12-14	4-8	288-116	4 CH, 8 2d, 13 T3d
#3	88-16	67-37	8-6	30-31	14-16	9-5	4-5	220-116	4 CH, 5 2d, 5 T3d
#4	82-22	57-41	11-2	19-36	13-6	3-10	1-2	186-119	CH, 2 2d, 10 T3d
#5	69-35	45-40	1-6	8-31	6-2	3-3	0-3	132-120	3 2d, 3 T3d
#6	71-33	45-42	3-5	13-27	3-10	2-1	1-1	138-119	CH, 2d, T3d
#7	62-42	29-49	2-9	8-12	1-7	1-0	1-0	104-119	CH
#8	48-56	20-44	2-9	8-3	5-3	3-2	1-2	87-119	CH, 2 2d, 2 T3d
#9	56-48	9-63	1-4	2-3	1-1	0-1		69-120	T3d
#10	42-62	24-34	3-2	7-15	0-7			76-120	
#11	33-71	20-29	5-3	6-11	3-3	0-3		67-120	3 T3d
#12	35-69	27-24	2-7	1-19	0-1			65-120	
#13	22-82	7-31	2-1	0-6				31-120	
#14	16-88	4-28	0-2					20-120	
#15	4-100	3-17	1-2	0-1				8-120	
#16	0-104	0-16						0-120	
	832-832	544-544	64-64	240-240	120-120	60-60	30-30	1890-1890	

Not Seeded: Opening Round 10-10; First Round 16-16

1979-2014 TOTALS

Seed	W	L	Pct.	Final Four Finishes
#1	448	125	.782	20 CH, 12 2d, 3d, 22 T3d, 4th
#2	325	138	.702	6 CH, 10 2d, 3d, 13 T3d
#3	244	139	.640	5 CH, 5 2d, 6 T3d
#4	207	143	.588	CH, 2 2d, 11 T3d
#5	160	145	.530	3 2d, 3 T3d, 4th
#6	174	142	.553	2 CH, 2d, 3d, 2 T3d
#7	124	143	.453	CH, T3d
#8	111	143	.428	CH, 3 2d, 2 T3d
#9	82	145	.365	T3d, 4th
#10	92	144	.391	
#11	73	140	.333	3 T3d
#12	78	140	.323	
#13	31	120	.211	
#14	20	120	.141	
#15	8	120	.065	
#16	0	120	.000	
NS	26	26	.500	
Total	2199	2199	.500	

1985-2014 SEED MATCH-UPS

Seed vs. Seed	W	L	Pct.
#1 vs. #16	120	0	1.000
#2 vs. #15	113	7	.942
#3 vs. #14	102	18	.850
#4 vs. #13	95	25	.792
#5 vs. #12	76	44	.633
#6 vs. #11	79	41	.658
#7 vs. #10	73	47	.608
#8 vs. #9	59	61	.492

Tournament Upsets

Upsets are defined as when the winner of the game was seeded five or more places lower than the team it defeated.

1979

Rd.	Sd.	Winner	Sd.	Opponent	Score
2nd	10	St. John's (NY)	2	Duke	80-78
2nd	9	Penn	1	North Carolina	72-71
RSF	9	Penn	4	Syracuse	84-76

1980

Rd.	Sd.	Winner	Sd.	Opponent	Score
1st	12	Penn	5	Washington St.	62-55
2nd	10	Lamar	2	Oregon St.	81-77
2nd	8	UCLA	1	DePaul	77-71

1981

Rd.	Sd.	Winner	Sd.	Opponent	Score
1st	11	Northeastern	6	Fresno St.	55-53
2nd	9	Saint Joseph's	1	DePaul	49-48
2nd	8	Kansas St.	1	Oregon St.	50-48
2nd	7	UAB	2	Kentucky	69-62
2nd	7	Kansas	2	Arizona St.	88-71

1982

Rd.	Sd.	Winner	Sd.	Opponent	Score
1st	11	Middle Tenn.	6	Kentucky	50-44
1st	11	Northeastern	6	Saint Joseph's	63-62
2nd	8	Boston College	1	DePaul	82-75

1983

Rd.	Sd.	Winner	Sd.	Opponent	Score
1st	12	Princeton	5	Oklahoma St.	56-53
1st	11	Lamar	6	Alabama	73-50
1st	11	Ohio	6	Illinois St.	51-49
2nd	10	Utah	2	UCLA	67-61
2nd	7	Iowa	2	Missouri	77-63
RF	6	North Carolina St.	1	Virginia	63-62
CH	6	North Carolina St.	1	Houston	54-52

1984

Rd.	Sd.	Winner	Sd.	Opponent	Score
1st	12	Richmond	5	Auburn	72-71
1st	11	West Virginia	6	Oregon St.	64-62
2nd	10	Dayton	2	Oklahoma	89-85
2nd	7	Virginia	2	Arkansas	53-51 (ot)

1985

Rd.	Sd.	Winner	Sd.	Opponent	Score
1st	13	Navy	4	LSU	78-55
1st	12	Kentucky	5	Washington	66-58
1st	11	Auburn	6	Purdue	59-58
1st	11	Boston College	6	Texas Tech	55-53
1st	11	UTEP	6	Tulsa	79-75
2nd	12	Kentucky	4	UNLV	64-61
2nd	11	Auburn	3	Kansas	66-64
2nd	11	Boston College	3	Duke	74-73
2nd	8	Villanova	1	Michigan	59-55
2nd	7	Alabama	2	VCU	63-59
RF	8	Villanova	2	North Carolina	56-44
NSF	8	Villanova	2	Memphis	52-45
CH	8	Villanova	1	Georgetown	66-64

1986

Rd.	Sd.	Winner	Sd.	Opponent	Score
1st	14	UALR	3	Notre Dame	90-83
1st	14	Cleveland St.	3	Indiana	83-79
1st	12	DePaul	5	Virginia	72-68
1st	11	LSU	6	Purdue	94-87 (2 ot)
2nd	14	Cleveland St.	6	Saint Joseph's	75-69
2nd	12	DePaul	4	Oklahoma	74-69
2nd	11	LSU	3	Memphis	83-81
2nd	8	Auburn	1	St. John's (NY)	81-65
2nd	7	Iowa St.	2	Michigan	72-69
2nd	7	Navy	2	Syracuse	97-85
RSF	11	LSU	2	Georgia Tech	70-64
RF	11	LSU	1	Kentucky	59-57

1987

Rd.	Sd.	Winner	Sd.	Opponent	Score
1st	14	Austin Peay	3	Illinois	68-67
1st	13	Missouri St.	4	Clemson	65-60
1st	13	Xavier	4	Missouri	70-69

Rd.	Sd.	Winner	Sd.	Opponent	Score
1st	12	Wyoming	5	Virginia	64-60
2nd	12	Wyoming	4	UCLA	78-68
2nd	10	LSU	2	Temple	72-62
RSF	10	LSU	3	DePaul	63-58
RF	6	Providence	1	Georgetown	88-73

1988

Rd.	Sd.	Winner	Sd.	Opponent	Score
1st	14	Murray St.	3	North Carolina St.	78-75
1st	13	Richmond	4	Indiana	72-69
1st	11	Rhode Island	6	Missouri	87-80
2nd	13	Richmond	5	Georgia Tech	59-55
2nd	11	Rhode Island	3	Syracuse	97-94
2nd	7	Vanderbilt	2	Pittsburgh	80-74 (ot)
CH	6	Kansas	1	Oklahoma	83-79

1989

Rd.	Sd.	Winner	Sd.	Opponent	Score
1st	14	Siena	3	Stanford	80-78
1st	13	Middle Tenn.	4	Florida St.	97-83
1st	12	DePaul	5	Memphis	66-63
1st	11	Evansville	6	Oregon St.	94-90 (ot)
1st	11	Minnesota	6	Kansas St.	86-75
1st	11	South Ala.	6	Alabama	86-84
1st	11	Texas	6	Georgia Tech	76-70

1990

Rd.	Sd.	Winner	Sd.	Opponent	Score
1st	14	UNI	3	Missouri	74-71
1st	12	Ball St.	5	Oregon St.	54-53
1st	12	Dayton	5	Illinois	88-86
1st	11	Loyola Marymount	6	New Mexico St.	111-92
2nd	12	Ball St.	4	Louisville	62-60
2nd	11	Loyola Marymount	3	Michigan	149-115
2nd	10	Texas	2	Purdue	73-72
2nd	8	North Carolina	1	Oklahoma	79-77
2nd	7	Alabama	2	Arizona	77-55
2nd	7	UCLA	2	Kansas	71-70

1991

Rd.	Sd.	Winner	Sd.	Opponent	Score
1st	15	Richmond	2	Syracuse	73-69
1st	14	Xavier	3	Nebraska	89-84
1st	13	Penn St.	4	UCLA	74-69
1st	12	Eastern Mich.	5	Mississippi St.	76-56
1st	11	UConn	6	LSU	79-62
1st	11	Creighton	6	New Mexico St.	64-56
RSF	10	Temple	3	Oklahoma St.	72-63 (ot)

1992

Rd.	Sd.	Winner	Sd.	Opponent	Score
1st	14	East Tenn. St.	3	Arizona	87-80
1st	13	La.-Lafayette	4	Oklahoma	87-83
1st	12	New Mexico St.	5	DePaul	81-73
2nd	9	UTEP	1	Kansas	66-60
2nd	7	Georgia Tech	2	Southern California	79-78
RF	6	Michigan	1	Ohio St.	75-71 (ot)

1993

Rd.	Sd.	Winner	Sd.	Opponent	Score
1st	15	Santa Clara	2	Arizona	64-61
1st	13	Southern U.	4	Georgia Tech	93-78
1st	12	George Washington	5	New Mexico	82-68
1st	11	Tulane	6	Kansas St.	55-53
2nd	7	Western Ky.	2	Seton Hall	72-68

1994

Rd.	Sd.	Winner	Sd.	Opponent	Score
1st	12	Green Bay	5	California	61-57
1st	12	Tulsa	5	UCLA	112-102
1st	11	Penn	6	Nebraska	90-80
2nd	12	Tulsa	4	Oklahoma St.	82-80
2nd	10	Maryland	2	Massachusetts	95-87
2nd	9	Boston College	1	North Carolina	75-72

1995

Rd.	Sd.	Winner	Sd.	Opponent	Score
1st	14	Weber St.	3	Michigan St.	79-72
1st	14	Old Dominion	3	Villanova	89-81 (3 ot)
1st	13	Manhattan	4	Oklahoma	77-67
1st	12	Miami (OH)	5	Arizona	71-62
1st	11	Texas	6	Oregon	90-73

1996

Rd.	Sd.	Winner	Sd.	Opponent	Score
1st	13	Princeton	4	UCLA	43-41
1st	12	Arkansas	5	Penn St.	86-80
1st	12	Drexel	5	Memphis	75-63
1st	11	Boston College	6	Indiana	64-51
2nd	12	Arkansas	4	Marquette	65-56
2nd	8	Georgia	1	Purdue	76-69

1997

Rd.	Sd.	Winner	Sd.	Opponent	Score
1st	15	Coppin St.	2	South Carolina	78-65
1st	14	Chattanooga	3	Georgia	73-70
1st	12	Col. of Charleston	5	Maryland	75-66
2nd	14	Chattanooga	6	Illinois	75-63
2nd	10	Providence	2	Duke	98-87

1998

Rd.	Sd.	Winner	Sd.	Opponent	Score
1st	14	Richmond	3	South Carolina	62-61
1st	13	Valparaiso	4	Ole Miss	70-69
1st	12	Florida St.	5	TCU	96-87
1st	11	Washington	6	Xavier	69-68
1st	11	Western Mich.	6	Clemson	75-72
2nd	10	West Virginia	2	Cincinnati	75-74
2nd	8	Rhode Island	1	Kansas	80-75

1999

Rd.	Sd.	Winner	Sd.	Opponent	Score
1st	14	Weber St.	3	North Carolina	76-74
1st	13	Oklahoma	4	Arizona	61-60
1st	12	Detroit	5	UCLA	56-53
1st	12	Missouri St.	5	Wisconsin	43-32
2nd	13	Oklahoma	5	Charlotte	85-72
2nd	12	Missouri St.	4	Tennessee	81-51
2nd	10	Gonzaga	2	Stanford	82-74
2nd	10	Miami (OH)	2	Utah	66-58
2nd	10	Purdue	2	Miami (FL)	73-63

2000

Rd.	Sd.	Winner	Sd.	Opponent	Score
1st	11	Pepperdine	6	Indiana	77-57
2nd	10	Gonzaga	2	St. John's (NY)	82-76
2nd	10	Seton Hall	2	Temple	67-65 (ot)
2nd	8	North Carolina	1	Stanford	60-53
2nd	8	Wisconsin	1	Arizona	66-59
2nd	7	Tulsa	2	Cincinnati	69-61

2001

Rd.	Sd.	Winner	Sd.	Opponent	Score
1st	15	Hampton	2	Iowa St.	58-57
1st	13	Indiana St.	4	Oklahoma	70-68 (ot)
1st	13	Kent St.	4	Indiana	77-73
1st	12	Gonzaga	5	Virginia	86-85
1st	12	Utah St.	5	Ohio St.	77-68 (ot)
1st	11	Georgia St.	6	Wisconsin	50-49
1st	11	Temple	6	Texas	79-65
2nd	11	Temple	3	Florida	75-54
2nd	7	Penn St.	2	North Carolina	82-74

2002

Rd.	Sd.	Winner	Sd.	Opponent	Score
1st	13	UNC Wilmington	4	Southern California	93-89 (ot)
1st	12	Creighton	5	Florida	83-82 (2 ot)
1st	12	Missouri	5	Miami (FL)	93-80
1st	12	Tulsa	5	Marquette	71-69
1st	11	Southern Ill.	6	Texas Tech	76-68
1st	11	Wyoming	6	Gonzaga	73-66
2nd	12	Missouri	4	Ohio St.	83-67
2nd	11	Southern Ill.	3	Georgia	77-75
2nd	10	Kent St.	2	Alabama	71-58
2nd	8	UCLA	1	Cincinnati	105-101 (ot)
RSF	10	Kent St.	3	Pittsburgh	78-73 (ot)

2003

Rd.	Sd.	Winner	Sd.	Opponent	Score
1st	13	Tulsa	4	Dayton	84-71
1st	12	Butler	5	Mississippi St.	47-46
1st	11	Central Mich.	6	Creighton	79-73
2nd	12	Butler	4	Louisville	79-71
2nd	10	Auburn	2	Wake Forest	68-62
2nd	7	Michigan St.	2	Florida	68-46

2004

Rd.	Sd.	Winner	Sd.	Opponent	Score
1st	12	Manhattan	5	Florida	75-60
1st	12	Pacific	5	Providence	66-58

Rd.	Sd.	Winner	Sd.	Opponent	Score
2nd	10	Nevada	2	Gonzaga	91-72
2nd	9	UAB	1	Kentucky	76-75
2nd	8	Alabama	1	Stanford	70-67
2nd	7	Xavier	2	Mississippi St.	89-74

2005

Rd.	Sd.	Winner	Sd.	Opponent	Score
1st	14	Bucknell	3	Kansas	64-63
1st	13	Vermont	4	Syracuse	60-57 (ot)
1st	12	Milwaukee	5	Alabama	83-73
1st	11	UAB	6	LSU	82-68
2nd	12	Milwaukee	4	Boston College	83-75
2nd	10	North Carolina St.	2	UConn	65-62
2nd	7	West Virginia	2	Wake Forest	111-105 (2 ot)

2006

Rd.	Sd.	Winner	Sd.	Opponent	Score
1st	14	Northwestern St.	3	Iowa	64-63
1st	13	Bradley	4	Kansas	77-73
1st	12	Montana	5	Nevada	87-79
1st	12	Texas A&M	5	Syracuse	66-58
1st	11	George Mason	6	Michigan St.	75-65
1st	11	Milwaukee	6	Oklahoma	82-74
2nd	13	Bradley	5	Pittsburgh	72-66
2nd	11	George Mason	3	North Carolina	65-60
2nd	7	Georgetown	2	Ohio St.	70-52
2nd	7	Wichita St.	2	Tennessee	80-73
RF	11	George Mason	1	UConn	86-84 (ot)

2007

Rd.	Sd.	Winner	Sd.	Opponent	Score
1st	11	VCU	6	Duke	79-77
1st	11	Winthrop	6	Notre Dame	74-64
2nd	7	UNLV	2	Wisconsin	74-68

2008

Rd.	Sd.	Winner	Sd.	Opponent	Score
1st	13	San Diego	4	UConn	70-69 (ot)
1st	13	Siena	4	Vanderbilt	83-62
1st	12	Villanova	5	Clemson	75-69
1st	12	Western Ky.	5	Drake	101-99 (ot)
1st	11	Kansas St.	6	Southern California	80-67
2nd	10	Davidson	2	Georgetown	74-70
2nd	7	West Virginia	2	Duke	73-67
RSF	10	Davidson	3	Wisconsin	73-56

2009

Rd.	Sd.	Winner	Sd.	Opponent	Score
1st	13	Cleveland St.	4	Wake Forest	84-69
1st	12	Arizona	5	Utah	84-71
1st	12	Western Ky.	5	Illinois	76-72
1st	12	Wisconsin	5	Florida	61-59 (ot)
1st	11	Dayton	6	West Virginia	68-60

2010

Rd.	Sd.	Winner	Sd.	Opponent	Score
1st	14	Ohio	3	Georgetown	97-83
1st	13	Murray St.	4	Vanderbilt	66-65
1st	12	Cornell	5	Temple	78-65
1st	11	Old Dominion	6	Notre Dame	51-50
1st	11	Washington	6	Marquette	80-78
2nd	12	Cornell	4	Wisconsin	87-69
2nd	11	Washington	3	New Mexico	82-64
2nd	10	St. Mary's (CA)	2	Villanova	75-68
2nd	9	UNI	1	Kansas	69-67

2011

Rd.	Sd.	Winner	Sd.	Opponent	Score
2nd	13	Morehead St.	4	Louisville	62-61
2nd	12	Richmond	5	Vanderbilt	69-66
2nd	11	Gonzaga	6	St. John's (NY)	86-71
2nd	11	Marquette	6	Xavier	66-55
2nd	11	VCU	6	Georgetown	74-56
3rd	11	Marquette	3	Syracuse	66-62
3rd	11	VCU	3	Purdue	94-76
3rd	10	Florida St.	2	Notre Dame	71-57
3rd	8	Butler	1	Pittsburgh	71-70
RF	11	VCU	1	Kansas	71-61
RF	8	Butler	2	Florida	74-71 (ot)

2012

Rd.	Sd.	Winner	Sd.	Opponent	Score
2nd	15	Lehigh	2	Duke	75-70
2nd	15	Norfolk St.	2	Missouri	86-84
2nd	13	Ohio	4	Michigan	65-60

Rd.	Sd.	Winner	Sd.	Opponent	Score
2nd	12	South Fla.	5	Temple	58-44
2nd	12	VCU	5	Wichita St.	62-59
2nd	11	Colorado	6	UNLV	68-64
2nd	11	North Carolina St.	6	San Diego St.	79-65
3rd	11	North Carolina St.	3	Georgetown	66-63

2013

Rd.	Sd.	Winner	Sd.	Opponent	Score
2nd	15	FGCU	2	Georgetown	78-68
2nd	14	Harvard	3	New Mexico	68-62
2nd	13	La Salle	4	Kansas St.	63-61
2nd	12	California	5	UNLV	64-61
2nd	12	Ole Miss	5	Wisconsin	57-46
2nd	12	Oregon	5	Oklahoma St.	68-55
2nd	11	Minnesota	6	UCLA	83-63
3rd	15	FGCU	7	San Diego St.	81-71
3rd	12	Oregon	4	Saint Louis	74-57
3rd	9	Wichita St.	1	Gonzaga	76-70
RF	9	Wichita St.	2	Ohio St.	70-66

2014

Rd.	Sd.	Winner	Sd.	Opponent	Score
2nd	14	Mercer	3	Duke	78-71
2nd	12	Harvard	5	Cincinnati	61-57
2nd	12	North Dakota St.	5	Oklahoma	80-75 (ot)
2nd	12	Stephen F. Austin	5	VCU	77-75 (ot)
2nd	11	Dayton	6	Ohio St.	60-59
2nd	11	Tennessee	6	Massachusetts	86-67
3rd	11	Dayton	3	Syracuse	55-53
3rd	10	Stanford	2	Kansas	60-57
3rd	9	Kentucky	1	Wichita St.	78-76
3rd	7	UConn	2	Villanova	77-65
RF	8	Kentucky	2	Michigan	75-72
NSF	7	UConn	7	Florida	63-53
NSF	8	Kentucky	2	Wisconsin	74-73

Entering the NCAA Tournament, These Teams...

**Before the advent of the College Division (now Division II), the tournament committee had the option of selecting teams below Division I. *Record later vacated.*

...WERE UNDEFEATED.

Year	Team (Coach)	Record	Results
1951	Columbia (Lou Rossini)	21-0	0-1
1956	San Francisco (Phil Woolpert)	25-0	4-0, CHAMPION
1957	North Carolina (Frank McGuire)	27-0	5-0, CHAMPION
1961	Ohio St. (Fred Taylor)	24-0	3-1, Final Four, 2d
1964	UCLA (John Wooden)	26-0	4-0, CHAMPION
1967	UCLA (John Wooden)	26-0	4-0, CHAMPION
1968	Houston (Guy Lewis)	28-0	3-2, Final Four, 4th
1968	St. Bonaventure (Larry Weise)	22-0	1-2
1971	Marquette (Al McGuire)	26-0	2-1, Regional 3d
1971	Penn (Dick Harter)	26-0	2-1, Regional 2d
1972	UCLA (John Wooden)	26-0	4-0, CHAMPION
1973	UCLA (John Wooden)	26-0	4-0, CHAMPION
1975	Indiana (Bob Knight)	29-0	2-1, Regional 2d
1976	Indiana (Bob Knight)	27-0	5-0, CHAMPION
1976	Rutgers (Tom Young)	28-0	3-2, Final Four, 4th
1979	Indiana St. (Bill Hodges)	29-0	4-1, Final Four, 2d
1991	UNLV (Jerry Tarkanian)	30-0	4-1, Final Four, T3d
2014	Wichita St. (Gregg Marshall)	34-0	1-1, 3rd

...HAD ONE LOSS.

Year	Team (Coach)	Record	Results
1942	Colorado (Frosty Cox)	15-1	1-1, Final Four, T3d
1944	Dartmouth (Earl Brown)	17-1	2-1, Final Four, 2d
1946	Harvard (Floyd Stahl)	20-1	0-2, Regional 2d
1947	Navy (Ben Carnevale)	16-1	0-2, Regional 2d
1947	Texas (Jack Gray)	24-1	2-1, Final Four, 3d
1948	Columbia (Gordon Ridings)	20-1	0-2, Regional 2d
1953+	Lebanon Valley (George Marquette)	18-1	1-2
1953	LSU (Harry Rabenhorst)	20-1	2-2, Final Four, 4th
1954	Seattle (Al Brightman)	26-1	0-1
1955	San Francisco (Phil Woolpert)	23-1	5-0, CHAMPION
1955+	Williams (Alex Shaw)	17-1	0-1
1956+	Wayne St. (MI) (Joel Mason)	17-1	1-2
1958	San Francisco (Phil Woolpert)	24-1	1-1
1958	West Virginia (Fred Schaus)	26-1	0-1
1959	Kansas St. (Tex Winter)	24-1	1-1, Regional 2d
1960	California (Pete Newell)	24-1	4-1, Final Four, 2d
1960	Cincinnati (George Smith)	25-1	3-1, Final Four, 3d
1962	Ohio St. (Fred Taylor)	23-1	3-1, Final Four, 2d
1963	Cincinnati (Ed Jucker)	23-1	3-1, Final Four, 2d
1965	Providence (Joe Mullaney)	22-1	2-1, Regional 2d
1965	Saint Joseph's (Jack Ramsay)	25-1	1-2
1966	Kentucky (Adolph Rupp)	24-1	3-1, Final Four, 2d
1966	UTEP (Don Haskins)	23-1	5-0, CHAMPION
1967	Toledo (Bob Nichols)	23-1	0-1
1968	UCLA (John Wooden)	25-1	4-0, CHAMPION
1969	Santa Clara (Dick Garibaldi)	26-1	1-1, Regional 2d
1969	UCLA (John Wooden)	25-1	4-0, CHAMPION
1970	Jacksonville (Joe Williams)	23-1	4-1, Final Four, 2d
1970	Kentucky (Adolph Rupp)	25-1	1-1, Regional 2d
1970	Penn (Dick Harter)	25-1	0-1

Year	Team (Coach)	Record	Results
1970	St. Bonaventure (Larry Weise)	22-1	3-2, Final Four, 4th
1971	Kansas (Ted Owens)	25-1	2-2, Final Four, 4th
1971	UCLA (John Wooden)	25-1	4-0, CHAMPION
1974	North Carolina St. (Norm Sloan)	26-1	4-0, CHAMPION
1976	Marquette (Al McGuire)	25-1	2-1, Regional 2d
1976	UNLV (Jerry Tarkanian)	28-1	1-1
1977	Arkansas (Eddie Sutton)	26-1	0-1
1977	San Francisco (Bob Gaillard)	29-1	0-1
1980	Alcorn (Davey L. Whitney)	27-1	1-1
1980	DePaul (Ray Meyer)	26-1	0-1
1981	DePaul (Ray Meyer)	27-1	0-1
1981	*Oregon St. (Ralph Miller)	26-1	0-1
1982	DePaul (Ray Meyer)	26-1	0-1
1987	UNLV (Jerry Tarkanian)	33-1	4-1, Final Four, T3d
1988	Temple (John Chaney)	29-1	3-1, Regional 2d
1990	La Salle (Speedy Morris)	29-1	1-1
1996	*Massachusetts (John Calipari)	31-1	4-1, Final Four, T3d
1996	*Texas Tech (James Dickey)	28-1	2-1
1997	Kansas (Roy Williams)	32-1	2-1
1998	Princeton (Bill Carmody)	26-1	1-1
1999	Duke (Mike Krzyzewski)	32-1	5-1, Final Four, 2d
2004	Saint Joseph's (Phil Martelli)	27-1	3-1, Regional 2d
2004	Stanford (Mike Montgomery)	29-1	1-1
2005	Illinois (Bruce Weber)	32-1	5-1, Final Four, 2d
2008	*Memphis (John Calipari)	33-1	5-1, Final Four, 2d
2012	Murray St. (Steve Prohm)	30-1	1-1

...HAD TWO LOSSES.

Year	Team (Coach)	Record	Results
1940	Colorado (Frosty Cox)	17-2	0-2, Regional 2d
1940	Duquesne (Chick Davies)	19-2	1-1, Final Four, T3d
1940	Rice (Buster Brannon)	21-2	1-1, Regional 2d
1940	Southern California (Sam Barry)	19-2	1-1, Final Four, T3d
1940	Springfield (Ed Hickox)	16-2	0-1, Regional 2d
1941	Arkansas (Glen Rose)	19-2	1-1, Final Four, T3d
1942	Penn St. (John Lawther)	17-2	1-1, Regional 2d
1943	Dartmouth (Ozzie Cowles)	19-2	1-1, Regional 2d
1943	Wyoming (Everett Shelton)	28-2	3-0, CHAMPION
1945	Utah (Vadal Peterson)	17-2	0-2, Regional 2d
1946	New York U. (Howard Cann)	18-2	1-1, Regional 2d
1946	Oklahoma St. (Henry Iba)	28-2	3-0, CHAMPION
1948	Kentucky (Adolph Rupp)	31-2	3-0, CHAMPION
1949	Kentucky (Adolph Rupp)	29-2	3-0, CHAMPION
1950	Holy Cross (Buster Sheary)	27-2	0-2, Regional 2d
1951	Kentucky (Adolph Rupp)	28-2	4-0, CHAMPION
1952	Kansas (Phog Allen)	22-2	4-0, CHAMPION
1952	Kentucky (Adolph Rupp)	28-2	1-1, Regional 2d
1953	Washington (Tippy Dye)	25-2	3-1, Final Four, 3d
1954	UConn (Hugh Greer)	23-2	0-1
1954	George Washington (Bill Reinhart)	23-2	0-1
1954	Notre Dame (John Jordan)	20-2	2-1, Regional 2d
1955	Kentucky (Adolph Rupp)	22-2	1-1
1955	Marquette (Jack Nagle)	22-2	2-1, Regional 2d
1956	SMU (Doc Hayes)	22-2	3-2, Final Four, 4th
1957	Kansas (Dick Harp)	21-2	3-1, Final Four, 2d

Year	Team (Coach)	Record	Results	Year	Team (Coach)	Record	Results
1957	Idaho St. (John Grayson)	24-2	1-2	1975	Louisville (Denny Crum)	24-2	4-1, Final Four, 3d
1958	Temple (Harry Litwack)	24-2	3-1, Final Four, 3d	1976	Western Mich. (Eldon Miller)	24-2	1-1
1958	Cincinnati (George Smith)	24-2	1-1	1977	UNLV (Jerry Tarkanian)	25-2	4-1, Final Four, 3d
1959	Kentucky (Adolph Rupp)	23-2	1-1	1977	Detroit (Dick Vitale)	25-2	1-1
1960	Utah (Jack Gardner)	24-2	2-1	1978	Kentucky (Joe B. Hall)	25-2	5-0, CHAMPION
1962	Cincinnati (Ed Jucker)	25-2	4-0, CHAMPION	1978	DePaul (Ray Meyer)	25-2	2-1, Regional 2d
1962	Kentucky (Adolph Rupp)	22-2	1-1, Regional 2d	1978	UCLA (Gary Cunningham)	24-2	1-1
1963	Loyola Chicago (George Ireland)	24-2	5-0, CHAMPION	1980	Weber St. (Neil McCarthy)	26-2	0-1
1963	Duke (Vic Bubas)	24-2	3-1, Final Four, 3d	1982	North Carolina (Dean Smith)	27-2	5-0, CHAMPION
1963	Arizona St. (Ned Wulck)	24-2	2-1, Regional 2d	1982	Fresno St. (Boyd Grant)	26-2	1-1
1964	UTEP (Don Haskins)	23-2	2-1	1982	Idaho (Don Monson)	26-2	1-1
1965	UCLA (John Wooden)	24-2	4-0, CHAMPION	1983	Houston (Guy Lewis)	27-2	4-1, Final Four, 2d
1965	UConn (Fred Shabel)	23-2	0-1	1983	UNLV (Jerry Tarkanian)	28-2	0-1
1966	Western Ky. (Johnny Oldham)	23-2	2-1	1984	DePaul (Ray Meyer)	26-2	1-1
1966	Loyola Chicago (George Ireland)	22-2	0-1	1984	North Carolina (Dean Smith)	27-2	1-1
1967	Princeton (Butch van Breda Kolff)	23-2	2-1	1985	Georgetown (John Thompson)	30-2	5-1, Final Four, 2d
1967	Western Ky. (Johnny Oldham)	23-2	0-1	1985	Louisiana Tech (Andy Russo)	27-2	2-1
1967	Boston College (Bob Cousy)	19-2	2-1, Regional 2d	1986	Duke (Mike Krzyzewski)	32-2	5-1, Final Four, 2d
1969	Davidson (Lefty Driesell)	25-2	2-1, Regional 2d	1986	Bradley (Dick Versace)	31-2	1-1
1969	Weber St. (Phil Johnson)	25-2	2-1	1987	*DePaul (Joey Meyer)	26-2	2-1
1970	UCLA (John Wooden)	24-2	4-0, CHAMPION	1988	Arizona (Lute Olson)	31-2	4-1, Final Four, T3d
1970	New Mexico St. (Lou Henson)	23-2	4-1, Final Four, 3d	1988	N.C. A&T (Don Corbett)	26-2	0-1
1970	Western Ky. (Johnny Oldham)	22-2	0-1	1989	Ball St. (Rick Majerus)	28-2	1-1
1971	Fordham (Digger Phelps)	24-2	2-1	1991	Princeton (Pete Carril)	24-2	0-1
1972	Hawaii (Red Rocha)	24-2	0-1	1992	Duke (Mike Krzyzewski)	28-2	6-0, CHAMPION
1972	Marquette (Al McGuire)	24-2	1-2	1994	Penn (Fran Dunphy)	24-2	1-1
1972	Penn (Chuck Daly)	23-2	2-1, Regional 2d	1995	UCLA (Jim Harrick)	25-2	6-0, CHAMPION
1973	*Long Beach St. (Jerry Tarkanian)	24-2	2-1	1996	*UConn (Jim Calhoun)	30-2	2-1
1973	Providence (Dave Gavitt)	24-2	3-2, Final Four, 4th	1996	Kentucky (Rick Pitino)	28-2	6-0, CHAMPION
1974	Notre Dame (Digger Phelps)	24-2	2-1	1997	Col. of Charleston (John Kresse)	28-2	1-1
				1999	Col. of Charleston (John Kresse)	28-2	0-1
1999	UConn (Jim Calhoun)	28-2	6-0, CHAMPION				
2001	Stanford (Mike Montgomery)	28-2	3-1, Regional 2d				
2004	Gonzaga (Mark Few)	27-2	1-1				
2006	George Washington (Karl Hobbs)	26-2	1-1				
2008	North Carolina (Roy Williams)	32-2	4-1, Final Four, T3d				
2010	Kansas (Bill Self)	32-2	1-1				
2010	Kentucky (John Calipari)	32-2	3-1, Regional 2d				
2011	Kansas (Bill Self)	32-2	3-1, Regional 2d				
2011	Ohio St. (Thad Matta)	32-2	2-1				
2011	San Diego St. (Steve Fisher)	32-2	2-1				
2012	Kentucky (John Calipari)	32-2	6-0, CHAMPION				
2012	Syracuse (Jim Boeheim)	31-2	3-1, Regional 2d				
2013	Gonzaga (Mark Few)	31-2	1-1				
2014	Florida (Billy Donovan)	32-2	4-1, Final Four, T3d				

...HAD A .500 RECORD.

Year	Team (Coach)	Record	How It Qualified	Results
1958	Wyoming (Everett Shelton)	13-13	Skyline Conference champion at 10-4	0-1
1965	West Virginia (George King)	14-14	won Southern Conference tournament	0-1
1972	East Carolina (Tom Quinn)	14-14	won Southern Conference tournament	0-1
1985	Penn (Craig Littlepage)	13-13	Ivy Group champion at 10-4	0-1
1987	Fairfield (Mitch Buonaguro)	15-15	won Metro Atlantic Conference tournament	0-1
1987	Idaho St. (Jim Boutin)	15-15	won Big Sky Conference tournament	0-1
2000	Lamar (Mike Deane)	15-15	won Southland Conference tournament	0-1
2011	Alabama St. (Lewis Jackson)	17-17	won Southwestern Conference tournament	0-1
2014	Mt. St. Mary's (Jamion Christian)	16-16	won the Northeast Conference tournament	0-1

...HAD A LOSING RECORD.

Year	Team (Coach)	Record	How It Qualified	Results
1955	Bradley (Bob Vanatta)	7-19	‡Independent	2-1, Regional 2d
1955	Oklahoma City (Doyle Parrack)	9-17	‡Independent	0-1
1961	George Washington (Bill Reinhart)	9-16	won Southern Conference tournament	0-1
1974	Texas (Leon Black)	12-14	Southwest Conference champion at 11-3	0-1
1978	Missouri (Norm Stewart)	14-15	won Big Eight Conference tournament	0-1
1985	Lehigh (Tom Schneider)	12-18	won East Coast Conference tournament	0-1
1986	Montana St. (Stu Starner)	14-16	won Big Sky Conference tournament	0-1
1993	East Carolina (Eddie Payne)	13-16	won Colonial Conference tournament	0-1
1995	FIU (Bob Weltlich)	11-18	won Trans America Conference tournament	0-1
1996	San Jose St. (Stan Morrison)	13-16	won Big West Conference tournament	0-1
1996	UCF (Kirk Speraw)	11-18	won Trans America Conference tournament	0-1
1997	Jackson St. (Andy Stoglin)	14-15	won Southwestern Athletic Conference tournament	0-1
1997	Fairfield (Paul Cormier)	11-18	won Metro Atlantic Conference tournament	0-1
1998	Prairie View (Elwood Plummer)	13-16	won Southwestern Athletic Conference tournament	0-1
1999	Florida A&M (Mickey Clayton)	12-18	won Mid-Eastern Athletic Conference tournament	0-1
2002	Siena (Rob Lanier)	16-18	won Metro Atlantic Conference tournament	1-1
2003	UNC Asheville (Eddie Biedenbach)	14-16	won Big South Conference tournament	1-1
2004	Florida A&M (Mike Gillespie)	14-16	won Mid-Eastern Athletic Conference tournament	1-1
2005	Oakland (Greg Kampe)	12-18	won Mid-Continent Conference tournament	1-1
2008	Coppin St. (Fang Mitchell)	16-20	won Mid-Eastern Athletic Conference tournament	0-1
2012	Western Ky. (Ray Harper)	15-18	won Sun Belt Conference tournament	1-1
2013	Liberty (Dave Loyer)	15-20	won Big South Conference tournament	0-1
2014	Cal Poly (Joe Callero)	13-19	won Big West Conference tournament	1-1

‡District 5 committee restricted to District 5 independents (only two in the district) to fill out bracket; this rule was changed for the 1956 tournament.

...HAD A LOSING CONFERENCE RECORD AS AT-LARGE SELECTIONS.

Year	Team (Coach)	Overall	Conference	Conference	Conference	Results
		Record		Record	Finish	
1960	Southern California (Forrest Twogood)	16-10	AAWU	5-7	3d	0-1
1983	Alabama (Wimp Sanderson)	20-11	Southeastern	8-10	T8th	0-1
1984	Virginia (Terry Holland)	17-11	Atlantic Coast	6-8	T5th	4-1, T3d
1985	Boston College (Gary Williams)	18-10	Big East	7-9	6th	2-1
1986	Maryland (Lefty Driesell)	18-13	Atlantic Coast	6-8	6th	1-1
1987	LSU (Dale Brown)	21-14	Southeastern	8-10	T6th	3-1, RR
1988	Iowa St. (Johnny Orr)	20-11	Big Eight	6-8	5th	0-1
1988	Maryland (Bob Wade)	17-12	Atlantic Coast	6-8	5th	1-1
1989	Providence (Rick Barnes)	18-10	Big East	7-9	T5th	0-1
1990	Indiana (Bob Knight)	18-10	Big Ten	8-10	7th	0-1
1990	Virginia (Terry Holland)	19-11	Atlantic Coast	6-8	T5th	1-1
1991	Georgia Tech (Bobby Cremins)	16-12	Atlantic Coast	6-8	T5th	1-1
1991	Villanova (Rollie Massimino)	16-14	Big East	7-9	T7th	1-1
1991	Virginia (Jeff Jones)	21-11	Atlantic Coast	6-8	T5th	0-1
1992	Iowa St. (Johnny Orr)	20-12	Big Eight	5-9	T6th	1-1
1992	Wake Forest (Dave Odom)	17-11	Atlantic Coast	7-9	5th	0-1
1994	Seton Hall (P.J. Carlesimo)	17-12	Big East	8-10	7th	0-1
1994	Wisconsin (Stu Jackson)	17-10	Big Ten	8-10	7th	1-1
1995	Iowa St. (Tim Floyd)	22-10	Big Eight	6-8	5th	1-1
1996	Clemson (Rick Barnes)	18-10	Atlantic Coast	7-9	6th	0-1
1997	Virginia (Jeff Jones)	18-12	Atlantic Coast	7-9	6th	0-1
1998	Clemson (Rick Barnes)	18-13	Atlantic Coast	7-9	T4th	0-1
1998	Florida St. (Steve Robinson)	17-13	Atlantic Coast	6-10	T6th	1-1
1999	Purdue (Gene Keady)	19-12	Big Ten	7-9	7th	2-1
2001	Penn St. (Jerry Dunn)	19-11	Big Ten	7-9	T6th	2-1
2003	Alabama (Mark Gottfried)	17-11	Southeastern	7-9	4th	0-1
2005	Iowa (Steve Alford)	21-11	Big Ten	7-9	7th	0-1
2005	North Carolina St. (Herb Sendek)	19-13	Atlantic Coast	7-9	T6th	2-1
2007	Arkansas (Stan Heath)	21-13	Southeastern	7-9	T3d	0-1
2008	Arizona (Kevin O'Neill)	19-14	Pacific-10	8-10	7th	0-1
2009	Maryland (Gary Williams)	20-13	Atlantic Coast	7-9	T7th	1-1
2010	Georgia Tech (Paul Hewitt)	22-12	Atlantic Coast	7-9	T7th	1-1
2012	UConn (Jim Calhoun)	20-13	Big East	8-10	T9th	0-1
2013	Illinois (John Groce)	22-12	Big Ten	8-10	T7th	1-1
2013	Minnesota (Tubby Smith)	20-12	Big Ten	8-10	T7th	1-1
2014	Oklahoma St. (Travis Ford)	21-12	Big 12	8-10	8th	0-1

...MADE THE FIELD IN THEIR FIRST YEAR OF ELIGIBILITY IN DIVISION I (SINCE 1950).

Year	Team (Coach)	Record	How It Qualified	Results
1953	Seattle (Al Brightman)	26-3	At-Large Selection	2-1, Regional 3d
1955	Memphis (Eugene Lambert)	17-4	At-Large Selection	0-1
1956	Morehead St. (Robert Laughlin)	17-9	won Ohio Valley Conference tournament	2-1, Regional 3d
1962	Massachusetts (Matt Zunic)	15-8	won Yankee Conference tournament	0-1
1970	Long Beach St. (Jerry Tarkanian)	23-3	At-Large Selection	1-2, Regional 4th
1972	*La.-Lafayette (Beryl Shipley)	23-3	At-Large Selection	2-1, Regional 3d
2009	North Dakota St. (Saul Phillips)	26-6	won Summit League tournament	0-1

At-Large Selections History

MOST LOSSES FOR AT-LARGE TEAMS (SINCE 1985)

Teams	Year	Won	Lost	Pct.
Villanova.....	1991	16	14	.533
Georgia.....	2001	16	14	.533
Kansas St.....	1990	17	14	.548
Villanova.....	1990	18	14	.563
Arizona.....	2008	19	14	.576
Michigan St.....	2011	19	14	.576
Penn St.....	2011	19	14	.576
Southern California.....	2011	19	14	.576
Tennessee.....	2011	19	14	.576
Marquette.....	2011	20	14	.588
LSU.....	1987	21	14	.600

FEWEST WINS FOR AT-LARGE TEAMS (SINCE 1985)

Teams	Year	Won	Lost	Pct.
Villanova.....	1991	16	14	.533
Georgia.....	2001	16	14	.533
LSU.....	1988	16	13	.552
Kentucky.....	1985	16	12	.571
*DePaul.....	1986	16	12	.571
Georgia Tech.....	1987	16	12	.571
Notre Dame.....	1990	16	12	.571
Ohio St.....	1990	16	12	.571
Georgia Tech.....	1991	16	12	.571
Maryland.....	1994	16	11	.593
Texas.....	1997	16	11	.593

LOWEST WINNING PERCENTAGE FOR AT-LARGE TEAMS (SINCE 1985)

Teams	Year	Won	Lost	Pct.
Villanova.....	1991	16	14	.533
Georgia.....	2001	16	14	.533
Kansas St.....	1990	17	14	.548
LSU.....	1988	16	13	.552
Villanova.....	1990	18	14	.563
Michigan.....	1995	17	13	.567
Florida St.....	1998	17	13	.567
Kentucky.....	1985	16	12	.571
*DePaul.....	1986	16	12	.571
Georgia Tech.....	1987	16	12	.571
Notre Dame.....	1990	16	12	.571
Ohio St.....	1990	16	12	.571
Georgia Tech.....	1991	16	12	.571

FEWEST LOSSES FOR TEAMS NOT TO MAKE THE TOURNAMENT (SINCE 1985)

Teams	Year	Won	Lost	Pct.
#UNLV.....	1992	26	2	.929
#Wichita St.....	1983	25	3	.893
Utah St.....	2004	25	3	.893
Col. of Charleston.....	1996	24	3	.889
Stephen F. Austin.....	2013	27	4	.871
Green Bay.....	1992	25	4	.862
Davidson.....	1996	25	4	.862
UC Irvine.....	2001	25	4	.862
Milwaukee.....	1993	23	4	.852
Coastal Caro.....	2011	28	5	.848
Howard.....	1987	26	5	.839
Stephen F. Austin.....	2008	26	5	.839
Southern U.....	1990	25	5	.833
Butler.....	2002	25	5	.833
Ga. Southern.....	1985	24	5	.828
Holy Cross.....	1990	24	5	.828
Long Beach St.....	2000	24	5	.828
Col. of Charleston.....	1995	23	5	.821
Boston U.....	2004	23	5	.821

MOST WINS FOR TEAMS NOT TO MAKE THE TOURNAMENT (SINCE 1985)

Teams	Year	Won	Lost	Pct.
Coastal Caro.....	2011	28	5	.848
Stephen F. Austin.....	2013	27	4	.871
Drexel.....	2012	27	6	.818
Oral Roberts.....	2012	27	6	.818
Southern Miss.....	2014	27	6	.818
Toledo.....	2014	27	6	.818
Louisiana Tech.....	2014	27	7	.794
#UNLV.....	1992	26	2	.929
Howard.....	1987	26	5	.839
Stephen F. Austin.....	2008	26	5	.839
St. Mary's (CA).....	2009	26	6	.813
Nevada.....	2012	26	6	.813
Louisiana Tech.....	2013	26	6	.813
Weber St.....	2013	26	6	.813
Southern Ill.....	1990	26	7	.788
Akron.....	2007	26	7	.788
IUPUI.....	2008	26	7	.788
Robert Morris.....	2008	26	7	.788
Creighton.....	2009	26	7	.788
Davidson.....	2009	26	7	.788
#Memphis.....	1987	26	8	.765
Col. of Charleston.....	2009	26	8	.765
Niagara.....	2009	26	8	.765
Cleveland St.....	2011	26	8	.765

*Record later vacated. #Ineligible for postseason play

Yearly Totals

Tournament Trend Totals																	
Year	G	FG	FGA	FG%	3FG	3A	3FG%	FT	FTA	FT%	REB	AST	TO	BLK	ST	PF	PTS
1939	8	281						172	261	65.90						219	734
1940	8	268						131	239	54.81						215	667
1941	9	316						158	257	61.48						223	790
1942	9	321						152	234	64.96						214	794
1943	9	345						184	296	62.16						255	874
1944	9	349						133	248	53.63						207	831
1945	9	409						216	365	59.18						301	1,034
1946	10	363						257	425	60.47						370	983
1947	10	407						237	371	63.88						337	1,051
1948	10	427						272	412	66.02						369	1,126
1949	10	421						280	443	63.21						395	1,122
1950	10	492	1,428	34.45				318	520	61.15						436	1,302
1951	18	882	2,540	34.72				488	752	64.89						737	2,252
1952	20	931						613	939	65.28						928	2,475
1953	26	1,329						1,078	1,612	66.87						1,061	3,736
1954	28	1,321						1,140	1,639	69.55						1,086	3,782
1955	28	1,428						1,159	1,702	68.10						994	4,017
1956	29	1,626						1,215	1,817	66.87						1,102	4,467
1957	27	1,398						1,065	1,504	70.81						961	3,861
1958	28	1,432						1,029	1,475	69.76						1,057	3,893
1959	27	1,478						961	1,368	70.25						986	3,917
1960	29	1,627						1,017	1,470	69.18						1,038	4,271
1961	28	1,623						999	1,485	67.27						1,048	4,245
1962	29	1,632						989	1,422	69.55						1,073	4,253
1963	29	1,602	3,794	42.22				1,020	1,470	69.39	2,246					1,120	4,224
1964	29	1,723	4,032	42.73				969	1,410	68.72	2,347					1,081	4,415
1965	27	1,713	3,811	44.95				928	1,316	70.52	2,218					1,010	4,354
1966	26	1,582	3,658	43.25				886	1,214	72.98	2,100					915	4,050
1967	27	1,415	3,309	42.76				814	1,208	67.38	2,007					925	3,644
1968	27	1,610	3,650	44.11				891	1,321	67.45	2,137					1,005	4,111
1969	29	1,601	3,665	43.68				976	1,421	68.68	2,193					1,091	4,178
1970	29	1,986	4,423	44.90				1,037	1,486	69.78	2,562					1,138	5,009
1971	29	1,747	3,991	43.77				1,009	1,468	68.73	2,388					1,102	4,503
1972	29	1,684	3,810	44.20				1,013	1,456	69.57	2,275					1,066	4,381
1973	29	1,936	4,124	46.94				705	985	71.57	2,229					1,032	4,577
1974	29	1,848	4,037	45.78				716	1,005	71.24	2,114					1,071	4,412
1975	36	2,371	5,048	46.97				1,057	1,564	67.58	2,770					1,531	5,799
1976	32	1,972	4,235	46.56				883	1,304	67.71	2,360	836	1,144			1,312	4,827
1977	32	2,046	4,202	48.69				960	1,291	74.36	2,142	944	1,035	185	414	1,247	5,052
1978	32	1,986	3,979	49.91				877	1,249	70.22	2,032	993	1,000	181	426	1,261	4,849
1979	40	2,430	4,909	49.50				1,193	1,698	70.26	2,581	1,153	1,245	203	505	1,632	6,053
1980	48	2,752	5,658	48.64				1,523	2,156	70.64	3,137	1,360	1,567	260	567	2,004	7,027
1981	48	2,501	5,189	48.20				1,368	1,914	71.47	2,771	1,251	1,301	207	561	1,848	6,370
1982	47	2,398	4,867	49.27				1,365	1,963	69.54	2,568	1,134	1,333	247	543	1,853	6,161
1983	51	2,521	5,310	47.48				1,347	1,995	67.52	2,960	1,364	1,333	312	592	1,934	6,389
1984	52	2,744	5,635	48.70				1,415	2,066	68.49	3,166	1,557	1,402	279	626	2,000	6,905
1985	63	3,154	6,669	47.29				1,717	2,481	69.21	3,708	1,730	1,647	344	767	2,338	8,025
1986	63	3,607	7,485	48.19				1,794	2,566	69.91	4,018	1,837	1,645	303	703	2,392	9,008
1987	63	3,623	7,421	48.82	594	1,471	40.38	1,899	2,664	71.28	3,893	1,997	1,786	314	834	2,484	9,739
1988	63	3,622	7,590	47.72	632	1,711	36.94	1,866	2,633	70.87	3,983	2,061	1,757	306	803	2,364	9,742
1989	63	3,750	7,832	47.88	633	1,698	37.28	1,851	2,658	69.64	4,136	1,978	1,732	373	756	2,449	9,984
1990	63	3,534	7,838	45.09	650	1,894	34.32	1,828	2,602	70.25	4,374	1,908	1,860	375	895	2,429	9,546
1991	63	3,423	7,456	45.91	662	1,785	37.09	1,809	2,593	69.76	4,072	1,958	1,812	440	832	2,317	9,317
1992	63	3,407	7,466	45.63	679	1,943	34.95	1,955	2,682	72.89	4,435	1,947	1,824	408	861	2,387	9,448
1993	63	3,443	7,548	45.61	726	2,072	35.04	1,751	2,485	70.46	4,490	1,867	1,814	382	934	2,281	9,363
1994	64	3,309	7,695	43.00	808	2,363	34.19	1,861	2,681	69.41	4,803	1,871	1,881	419	975	2,367	9,287
1995	64	3,333	7,734	43.10	809	2,446	33.07	1,778	2,610	68.12	4,834	1,786	1,824	432	895	2,378	9,253
1996	63	3,232	7,458	43.34	812	2,320	35.00	1,638	2,412	67.91	4,621	1,891	1,830	421	948	2,229	8,914
1997	63	3,184	7,400	43.03	745	2,282	32.65	1,920	2,739	70.10	4,622	1,723	1,764	396	854	2,449	9,033
1998	63	3,308	7,566	43.72	774	2,294	33.74	1,711	2,420	70.70	4,616	1,811	1,724	427	883	2,186	9,101
1999	63	3,005	7,174	41.89	814	2,363	34.45	1,731	2,498	69.30	4,556	1,680	1,850	414	938	2,249	8,555
2000	63	3,052	7,212	42.32	804	2,411	33.35	1,590	2,325	68.39	4,546	1,706	1,753	424	820	2,216	8,498
2001	64	3,228	7,444	43.36	763	2,376	32.11	1,851	2,605	71.06	4,598	1,654	1,791	486	906	2,406	9,070
2002	64	3,310	7,572	43.71	848	2,371	35.77	1,977	2,725	72.55	4,673	1,867	1,725	456	867	2,467	9,445
2003	64	3,269	7,476	43.73	842	2,320	36.29	1,715	2,433	70.49	4,508	1,716	1,708	459	837	2,328	9,095
2004	64	3,138	7,223	43.44	839	2,430	34.53	1,830	2,564	71.37	4,436	1,738	1,618	360	830	2,340	8,945
2005	64	3,188	7,242	44.02	850	2,416	35.18	1,794	2,524	71.08	4,426	1,751	1,713	373	884	2,318	9,020
2006	64	3,070	7,125	43.09	818	2,426	33.72	1,770	2,449	72.27	4,420	1,684	1,617	474	823	2,241	8,728
2007	64	3,101	7,145	43.40	862	2,457	35.08	1,850	2,586	71.54	4,403	1,627	1,585	434	776	2,377	8,914
2008	64	3,193	7,222	44.21	844	2,431	34.72	1,764	2,524	69.89	4,446	1,671	1,620	443	813	2,346	8,994
2009	64	3,223	7,445	43.29	795	2,401	33.11	1,821	2,557	71.22	4,561	1,746	1,591	443	816	2,327	9,062
2010	64	3,085	7,213	42.77	836	2,437	34.30	1,785	2,568	69.51	4,487	1,642	1,535	455	833	2,314	8,791
2011	67	3,206	7,456	43.00	880	2,557	34.42	1,760	2,433	72.34	4,609	1,765	1,522	433	771	2,290	9,052
2012	67	3,179	7,444	42.71	797	2,412	33.04	1,751	2,481	70.58	4,636	1,615	1,583	523	796	2,266	8,806
2013	67	3,096	7,312	42.34	805	2,431	33.11	1,817	2,555	71.12	4,575	1,593	1,608	477	841	2,285	8,814
2014	67	3,225	7,291	44.23	781	2,326	33.58	1,933	2,657	72.76	4,420	1,639	1,382	442	728	2,313	9,164

THE TOURNAMENT

Tournament Trend Averages (per team, per game)

Year	G	FG	FGA	FG%	3FG	3A	3FG%	FT	FTA	FT%	REB	AST	TO	BLK	ST	PF	PTS
1939	8	17.56						10.75	16.31	65.90						13.69	45.88
1940	8	16.75						8.19	14.94	54.81						13.44	41.69
1941	9	17.56						8.78	14.28	61.48						12.39	43.89
1942	9	17.83						8.44	13.00	64.96						11.89	44.11
1943	9	19.17						10.22	16.44	62.16						14.17	48.56
1944	9	19.39						7.39	13.78	53.63						11.50	46.17
1945	9	22.72						12.00	20.28	59.18						16.72	57.44
1946	10	18.15						12.85	21.25	60.47						18.50	49.15
1947	10	20.35						11.85	18.55	63.88						16.85	52.55
1948	10	21.35						13.60	20.60	66.02						18.45	56.30
1949	10	21.05						14.00	22.15	63.21						19.75	56.10
1950	10	24.60	71.40	34.45				15.90	26.00	61.15						21.80	65.10
1951	18	24.50	70.56	34.72				13.56	20.89	64.89						20.47	62.56
1952	20	23.28						15.33	23.48	65.28						23.20	61.88
1953	26	25.56						20.73	31.00	66.87						20.40	71.85
1954	28	23.59						20.36	29.27	69.55						19.39	67.54
1955	28	25.50						20.70	30.39	68.10						17.75	71.73
1956	29	28.03						20.95	31.33	66.87						19.00	77.02
1957	27	25.89						19.72	27.85	70.81						17.80	71.50
1958	28	25.57						18.38	26.34	69.76						18.88	69.52
1959	27	27.37						17.80	25.33	70.25						18.26	72.54
1960	29	28.05						17.53	25.34	69.18						17.90	73.64
1961	28	28.98						17.84	26.52	67.27						18.71	75.80
1962	29	28.14						17.05	24.52	69.55						18.50	73.33
1963	29	27.62	65.41	42.22				17.59	25.34	69.39	38.72					19.31	72.83
1964	29	29.71	69.52	42.73				16.71	24.31	68.72	40.47					18.64	76.12
1965	27	31.72	70.57	44.95				17.19	24.37	70.52	41.07					18.70	80.63
1966	26	30.42	70.35	43.25				17.04	23.35	72.98	40.38					17.60	77.88
1967	27	26.20	61.28	42.76				15.07	22.37	67.38	37.17					17.13	67.48
1968	27	29.81	67.59	44.11				16.50	24.46	67.45	39.57					18.61	76.13
1969	29	27.60	63.19	43.68				16.83	24.50	68.68	37.81					18.81	72.03
1970	29	34.24	76.26	44.90				17.88	25.62	69.78	44.17					19.62	86.36
1971	29	30.12	68.81	43.77				17.40	25.31	68.73	41.17					19.00	77.64
1972	29	29.03	65.69	44.20				17.47	25.10	69.57	39.22					18.38	75.53
1973	29	33.38	71.10	46.94				12.16	16.98	71.57	38.43					17.79	78.91
1974	29	31.86	69.60	45.78				12.34	17.33	71.24	36.45					18.47	76.07
1975	36	32.93	70.11	46.97				14.68	21.72	67.58	38.47					21.26	80.54
1976	32	30.81	66.17	46.56				13.80	20.38	67.71	36.88	13.06	17.88			20.50	75.42
1977	32	31.97	65.66	48.69				15.00	20.17	74.36	33.47	14.75	16.17	2.89	6.47	19.48	78.94
1978	32	31.03	62.17	49.91				13.70	19.52	70.22	31.75	15.52	15.63	2.83	6.66	19.70	75.77
1979	40	30.38	61.36	49.50				14.91	21.23	70.26	32.26	14.41	15.56	2.54	6.31	20.40	75.66
1980	48	28.67	58.94	48.64				15.86	22.46	70.64	32.68	14.17	16.32	2.71	5.91	20.88	73.20
1981	48	26.05	54.05	48.20				14.25	19.94	71.47	28.86	13.03	13.55	2.16	5.84	19.25	66.35
1982	47	25.51	51.78	49.27				14.52	20.88	69.54	27.32	12.06	14.18	2.63	5.78	19.71	65.54
1983	51	24.72	52.06	47.48				13.21	19.56	67.52	29.02	13.37	13.07	3.06	5.80	18.96	62.64
1984	52	26.38	54.18	48.70				13.61	19.87	68.49	30.44	14.97	13.48	2.68	6.02	19.23	66.39
1985	63	25.03	52.93	47.29				13.63	19.69	69.21	29.43	13.73	13.07	2.73	6.09	18.56	63.69
1986	63	28.63	59.40	48.19				14.24	20.37	69.91	31.89	14.58	13.06	2.40	5.58	18.98	71.49
1987	63	28.75	58.90	48.82	4.71	11.67	40.38	15.07	21.14	71.28	30.90	15.85	14.17	2.49	6.62	19.71	77.29
1988	63	28.75	60.24	47.72	5.02	13.58	36.94	14.81	20.90	70.87	31.61	16.36	13.94	2.43	6.37	18.76	77.32
1989	63	29.76	62.16	47.88	5.02	13.48	37.28	14.69	21.10	69.64	32.83	15.70	13.75	2.96	6.00	19.44	79.24
1990	63	28.05	62.21	45.09	5.16	15.03	34.32	14.51	20.65	70.25	34.71	15.14	14.76	2.98	7.10	19.28	75.76
1991	63	27.17	59.17	45.91	5.25	14.17	37.09	14.36	20.58	69.76	32.32	15.54	14.38	3.49	6.60	18.39	73.94
1992	63	27.04	59.25	45.63	5.39	15.42	34.95	15.52	21.29	72.89	35.20	15.45	14.48	3.24	6.83	18.94	74.98
1993	63	27.33	59.90	45.61	5.76	16.44	35.04	13.90	19.72	70.46	35.63	14.82	14.40	3.03	7.41	18.10	74.31
1994	64	25.85	60.12	43.00	6.31	18.46	34.19	14.54	20.95	69.41	37.52	14.62	14.70	3.27	7.62	18.49	72.55
1995	64	26.04	60.42	43.10	6.32	19.11	33.07	13.89	20.39	68.12	37.77	13.95	14.25	3.38	6.99	18.58	72.29
1996	63	25.65	59.19	43.34	6.44	18.41	35.00	13.00	19.14	67.91	36.67	15.01	14.52	3.34	7.52	17.69	70.75
1997	63	25.27	58.73	43.03	5.91	18.11	32.65	15.24	21.74	70.10	36.68	13.67	14.00	3.14	6.78	19.44	71.69
1998	63	26.25	60.05	43.72	6.14	18.21	33.74	13.58	19.21	70.70	36.63	14.37	13.68	3.39	7.01	17.35	72.23
1999	63	23.85	56.94	41.89	6.46	18.75	34.45	13.74	19.83	69.30	36.16	13.33	14.68	3.29	7.44	17.85	67.90
2000	63	24.22	57.24	42.32	6.38	19.13	33.35	12.62	18.45	68.39	36.08	13.54	13.91	3.37	6.51	17.59	67.44
2001	64	25.22	58.16	43.36	5.96	18.56	32.11	14.46	20.35	71.06	35.92	12.92	13.99	3.80	7.08	18.80	70.86
2002	64	25.86	59.16	43.71	6.63	18.52	35.77	15.45	21.29	72.55	36.51	14.59	13.48	3.56	6.77	19.27	73.79
2003	64	25.54	58.41	43.73	6.58	18.13	36.29	13.40	19.01	70.49	35.22	13.41	13.34	3.59	6.54	18.19	71.05
2004	64	24.52	56.43	43.44	6.55	18.98	34.53	14.30	20.03	71.37	34.66	13.58	12.64	2.81	6.48	18.28	69.88
2005	64	24.91	56.58	44.02	6.64	18.88	35.18	14.02	19.72	71.08	34.58	13.68	13.38	2.91	6.91	18.11	70.47
2006	64	23.98	55.66	43.09	6.39	18.95	33.72	13.83	19.13	72.27	34.53	13.16	12.63	3.70	6.43	17.51	68.19
2007	64	24.23	55.82	43.40	6.73	19.20	35.08	14.45	20.20	71.54	34.40	12.71	12.38	3.39	6.06	18.57	69.64
2008	64	24.95	56.42	44.21	6.59	18.99	34.72	13.78	19.72	69.89	34.73	13.05	12.66	3.46	6.35	18.33	70.27
2009	64	25.18	58.16	43.29	6.21	18.76	33.11	14.23	19.98	71.22	35.63	13.64	12.43	3.46	6.38	18.18	70.80
2010	64	24.10	56.35	42.77	6.53	19.04	34.30	13.95	20.06	69.51	35.05	12.83	11.99	3.55	6.51	18.08	68.68
2011	67	23.93	55.64	43.00	6.57	19.08	34.42	13.13	18.16	72.34	34.40	13.17	11.36	3.23	5.75	17.09	67.55
2012	67	23.72	55.55	42.71	5.95	18.00	33.04	13.07	18.51	70.58	34.60	12.05	11.81	3.90	5.94	16.91	65.72
2013	67	23.10	54.57	42.34	6.01	18.14	33.11	13.56	19.07	71.12	34.14	11.89	12.00	3.56	6.28	17.05	65.78
2014	67	24.07	54.41	44.23	5.83	17.36	33.58	14.43	19.83	72.76	32.99	12.23	10.31	3.30	5.43	17.26	68.39

By the Numbers

(Year-by-year numbers: AA, Teams in Division I men's basketball. BB, Number of automatic qualifiers for the NCAA tournament. CC, Teams entered into the NCAA tournament. DD, Tournament games played. EE, Overtime tournament games. FF, One-point wins in tournament play. GG, Two-point wins in tournament play. HH, Three-point wins in tournament play. JJ, Close games [overtime games plus any regulation games won by three points or fewer]. KK, number of times 100 points scored in a game.)

Year	AA	BB	CC	DD	EE	FF	GG	HH	JJ	KK
1939			8	8	0	0	1	0	1	0
1940			8	8	1	2	0	0	3	0
1941			8	9	0	3	0	0	3	0
1942			8	9	0	0	3	0	3	0
1943			8	9	0	0	1	1	2	0
1944			8	9	1	0	1	0	1	0
1945			8	9	1	0	0	2	3	0
1946			8	10	1	0	0	2	2	0
1947			8	10	0	2	2	0	4	0
1948	160		8	10	0	0	1	0	1	0
1949	148		8	10	0	1	0	0	1	0
1950	145		8	10	0	2	1	1	4	0
1951	153	10	16	18	0	0	2	0	2	0
1952	156	10	16	20	0	0	2	2	4	0
1953	158	14	22	26	0	1	3	0	4	0
1954	160	15	24	28	3	2	5	0	7	0
1955	162	15	24	28	0	3	2	1	6	1
1956	166	17	25	29	2	2	4	0	6	1
1957	167	16	23	27	3	3	1	0	6	0
1958	173	16	24	28	2	1	1	1	4	0
1959	174	16	23	27	0	3	1	1	5	1
1960	175	14	25	29	1	1	1	1	3	3
1961	173	15	24	28	2	1	4	0	7	2
1962	178	15	25	29	4	2	5	1	11	0
1963	178	15	25	29	3	2	1	2	6	1
1964	179	15	25	29	0	0	3	0	3	4
1965	182	15	23	27	2	2	4	0	8	8
1966	182	14	22	26	2	2	3	1	6	2
1967	185	15	23	27	3	3	4	0	9	1
1968	189	14	23	27	1	2	1	0	3	4
1969	193	15	25	29	2	2	5	3	11	1
1970	196	15	25	29	0	2	0	1	3	13
1971	203	15	25	29	3	2	4	4	11	6
1972	210	16	25	29	1	0	2	0	3	4
1973	216	16	25	29	1	3	1	1	6	5
1974	233	16	25	29	4	1	1	5	9	5
1975	235	20	32	36	6	2	3	3	13	2
1976	235	21	32	32	4	3	2	0	8	4
1977	245	21	32	32	2	3	2	1	8	3
1978	254	21	32	32	4	5	2	4	12	2
1979	257	23	40	40	2	1	6	3	11	1
1980	261	23	48	48	5	3	2	4	12	0
1981	264	26	48	48	2	6	5	3	14	1
1982	273	28	48	47	2	7	3	2	13	1
1983	274	28	52	51	2	5	7	4	17	0
1984	276	29	53	52	3	7	9	2	18	1
1985	282	29	64	63	3	5	9	5	19	0
1986	283	29	64	63	5	2	7	2	15	1
1987	290	28	64	63	5	6	4	5	17	7
1988	290	30	64	63	2	1	0	9	12	10
1989	293	30	64	63	3	4	3	4	13	9
1990	292	30	64	63	5	7	10	6	24	9
1991	295	29	64	63	4	1	3	5	11	4
1992	298	30	64	63	4	2	4	2	11	7
1993	298	30	64	63	4	0	3	6	10	4
1994	301	30	64	63	3	0	2	3	8	5
1995	302	29	64	63	7	3	4	2	14	3
1996	305	30	64	63	2	2	5	3	10	3
1997	305	30	64	63	7	4	0	4	14	2
1998	306	30	64	63	5	7	4	5	19	1
1999	310	30	64	63	3	3	3	3	12	1
2000	318	29	64	63	5	3	3	3	11	1
2001	318	31	65	64	2	3	4	4	12	1
2002	321	31	65	64	4	2	3	1	9	3
2003	325	31	65	64	5	6	5	5	18	2
2004	326	31	65	64	2	4	5	7	18	3
2005	326	31	65	64	5	4	2	2	11	2
2006	326	31	65	64	6	3	3	4	13	0
2007	325	31	65	64	5	3	4	4	16	3
2008	328	31	65	64	6	3	3	2	11	3
2009	330	31	65	64	2	2	6	1	9	4
2010	334	31	65	64	5	4	7	6	19	2
2011	335	31	68	67	5	5	8	4	20	1
2012	338	31	68	67	1	3	3	8	15	1
2013	345	31	68	67	1	2	5	3	10	0
2014	345	32	68	67	7	3	8	3	18	0

Conference Won-Lost Records




Photo by Rich Clarkson/NCAA Photos

The only independent team to win the NCAA title was Marquette in 1977. The team is listed among "Others" on the chart to the right. Pictured here, Marquette's Butch Lee (15) drives past Tom Zaliagiris (32) of North Carolina in the championship game.

Using Current Conference Membership

Conference	Teams	App.	Won	Lost	Pct.	CH	2d	3d	4th	FF	RR
America East.....	4	11	3	11	.214	0	0	0	0	0	0
American Athletic.....	11	166	205	169	.548	6	4	8	2	20	19
Atlantic 10.....	14	137	114	146	.438	1	2	3	1	7	13
Atlantic Coast.....	15	355	563	355	.613	15	14	24	6	59	44
Atlantic Sun.....	2	6	6	6	.500	0	1	0	0	1	0
Big 12.....	10	225	300	233	.563	5	12	12	7	36	34
Big East.....	10	218	256	225	.532	3	8	8	1	20	27
Big Sky.....	10	50	17	54	.239	0	0	0	0	0	1
Big South.....	7	22	3	22	.120	0	0	0	0	0	1
Big Ten.....	13	263	403	260	.608	11	12	21	5	49	29
Big West.....	6	20	5	21	.192	0	0	0	0	0	1
Colonial.....	8	35	10	35	.222	0	0	0	0	0	0
Conference USA.....	14	104	57	106	.350	1	0	1	0	2	4
Horizon.....	8	32	13	32	.289	0	0	0	0	0	0
Ivy.....	8	71	42	81	.341	0	2	1	1	4	9
Metro Atlantic.....	10	44	16	46	.258	0	0	0	0	0	2
Mid-American.....	11	69	30	73	.291	0	0	0	0	0	2
Mid-Eastern.....	10	33	5	33	.132	0	0	0	0	0	0
Missouri Valley.....	10	65	59	65	.476	1	3	2	1	7	5
Mountain West.....	11	112	71	120	.372	2	0	3	0	5	9
Northeast.....	7	26	2	26	.071	0	0	0	0	0	0
Ohio Valley.....	9	48	10	49	.170	0	0	0	0	0	0
Pac-12.....	12	223	310	226	.578	16	5	11	7	39	35
Patriot.....	9	51	20	53	.274	1	0	1	0	2	6
Southeastern.....	14	250	330	249	.570	11	6	14	2	32	36
Southern.....	9	39	10	41	.196	0	0	0	0	0	1
Southland.....	10	23	9	23	.281	0	0	0	0	0	0
Southwestern.....	9	34	5	34	.128	0	0	0	0	0	0
Summit.....	4	10	3	10	.231	0	0	0	0	0	1
Sun Belt.....	9	30	4	33	.108	0	0	0	0	0	0
West Coast.....	10	112	85	117	.421	2	0	1	1	4	16
Western Athletic.....	2	29	17	33	.340	0	1	1	0	2	0
Others.....	14	33	23	42	.354	1	1	0	2	4	7
Vacated.....	34	65	95	66	.590	0	5	6	0	11	4
Totals.....	344	2,953	3,034	3,034	.500	75	75	114	36	300	300

Notes: Third-place games were played from 1946 through 1981. Results from the other years are treated as third-place ties. The "Teams" column represents the number of teams in that conference that have appeared in the NCAA tournament.

App.-Appearances; Pct.-Winning percentage; CH-Champion; 2d-Second place; 3d-Third place; 4th-Fourth place; FF-Final Four appearances; RR-Regional Runner-up.

Question...

Match the following arenas that have hosted the Final Four with the city that they are in:

Arena

1. Alamodome
2. Astrodome
3. Cole Fieldhouse
4. Cow Palace
5. Freedom Hall
6. IZOD Center
7. Jon M. Huntsman Center
8. Madison Square Garden
9. McNichols Arena
10. Mercedes-Benz Superdome
11. The Pit
12. Reunion Arena
13. Rupp Arena
14. Spectrum
15. Tropicana Field

City

- A. Albuquerque, NM
- B. College Park, MD
- C. Dallas
- D. Denver
- E. East Rutherford, NJ
- F. Houston
- G. Lexington, KY
- H. Louisville, KY
- J. New Orleans
- K. New York
- L. Philadelphia
- M. St. Petersburg, FL
- N. Salt Lake City
- P. San Antonio
- Q. San Francisco

Answer...

- 1-P, 2-F, 3-B, 4-Q, 5-H, 6-E, 7-N, 8-K, 9-D, 10-J, 11-A, 12-C, 13-G, 14-L, 15-M

Tournament trivia

Using Actual Conference Membership for Each Season

Conference, Former Names, Years	App.	Won	Lost	Pct.	CH	2d	3d	4th	FF	RR
America East; North Atlantic; ECAC North, ECAC North Atlantic, 1980-2014.....	35	7	35	.167	0	0	0	0	0	0
American Athletic, 2014.....	4	9	3	.750	1	0	0	0	1	0
American South, 1987-91.....	3	1	3	.250	0	0	0	0	0	0
Atlantic 10; Eastern Collegiate, Eastern Eight, 1977-2014.....	99	90	99	.476	0	0	0	0	0	12
Atlantic Coast, 1954-2014.....	203	373	194	.658	12	10	17	2	41	25
Atlantic Sun, Trans America, 1981-2014.....	34	6	34	.150	0	0	0	0	0	0
Big 12, 1997-2014.....	98	134	97	.580	1	2	4	0	7	14
Big East, 1980-2014.....	194	299	187	.615	7	5	8	0	20	26
Big Eight; Big Seven; Big Six, 1939-96.....	103	134	108	.554	2	7	5	6	20	17
Big Sky, 1968-2014.....	47	11	49	.183	0	0	0	0	0	1
Big South, 1991-2014.....	23	3	23	.155	0	0	0	0	0	0
Big Ten; Big Nine; Western, 1939-2014.....	222	354	217	.620	10	12	21	2	45	27
Big West; Pacific Coast Athl. Assn., 1970-2014.....	50	31	50	.383	1	0	2	0	3	3
Border, 1951-62.....	12	2	13	.133	0	0	0	0	0	1
Colonial; ECAC South, 1983-2014.....	37	27	37	.422	0	0	2	0	2	1
Conference USA, 1996-2014.....	50	46	50	.479	0	1	2	0	3	4
East Coast; Middle Atlantic, 1959-95.....	32	9	36	.200	0	0	0	0	0	2
Florida Intercollegiate, 1960.....	1	0	1	.000	0	0	0	0	0	0
Great Midwest, 1992-95.....	13	16	13	.552	0	0	1	0	1	2
Horizon, Midwestern, 1982-2014.....	42	31	42	.425	0	2	0	0	2	0
Indiana Collegiate, 1962.....	1	2	1	.667	0	0	0	0	0	0
Ivy Group; Eastern Intercollegiate, 1941-2014.....	69	42	78	.350	0	2	1	1	4	7
Kentucky Intercollegiate, 1940.....	1	0	1	.000	0	0	0	0	0	1
Little Three (New England), 1955.....	1	0	1	.000	0	0	0	0	0	0
Metro Atlantic, 1984-2014.....	33	7	33	.175	0	0	0	0	0	0
Metro, 1976-95.....	39	39	37	.513	2	0	2	0	4	0
Mid-American, 1953-2014.....	67	29	71	.290	0	0	0	0	0	2
Mid-Eastern, 1981-2014.....	33	6	33	.154	0	0	0	0	0	0
Missouri Valley, 1941-2014.....	96	93	100	.482	4	5	5	3	17	8

Conference, Former Names, Years	App.	Won	Lost	Pct.	CH	2d	3d	4th	FF	RR
Mountain West, 2002-14.....	40	19	40	.322	0	0	0	0	0	0
Northeast; ECAC Metro, 1982-2014.....	33	3	33	.083	0	0	0	0	0	0
Ohio Valley, 1953-2014.....	59	19	62	.235	0	0	0	0	0	0
Pac-12, Pacific-10; Pacific-8, AAWU, Pacific Coast, 1939-2014.....	171	250	166	.601	15	4	9	4	32	23
Patriot, 1992-2014.....	23	3	23	.115	0	0	0	0	0	0
Presidents Athletic, 1956.....	1	1	2	.333	0	0	0	0	0	0
Rocky Mountain, 1951-60.....	9	6	11	.353	0	0	0	0	0	0
Skyline Eight; Mountain States, 1939-62.....	24	20	34	.370	2	0	1	1	4	12
Southeastern, 1942-2014.....	193	278	189	.595	11	6	10	2	29	29
Southern, 1939-2014.....	67	31	71	.304	0	2	1	0	3	7
Southland, 1969-2014.....	37	12	37	.245	0	0	0	0	0	0
Southwest, 1939-96.....	77	73	88	.453	0	3	7	2	12	10
Southwestern, 1980-2014.....	34	5	34	.128	0	0	0	0	0	0
Summit; Mid-Continent, 1986-2014.....	30	9	30	.231	0	0	0	0	0	0
Sun Belt, 1977-2014.....	51	25	52	.325	0	0	0	1	1	1
West Coast; California Basketball Assn., 1953-2014..	78	69	78	.469	2	0	1	0	3	11
Western Athletic, 1963-2014.....	90	65	96	.404	0	1	0	1	2	6
Western New York Little Three, 1955-57.....	3	6	3	.667	0	0	0	0	0	2
Yankee, 1951-67.....	15	4	16	.200	0	0	0	0	0	1
Independents, 1939-91.....	279	304	324	.484	6	10	12	11	39	45
Vacated.....	65	95	66	.590	0	4	5	0	9	4
TOTAL.....	2,953	3,034	3,034	.500	75	75	114	36	300	300

Note: Third-place games were played from 1946 through 1981. Results from the other years are treated as third-place ties.

Conference Teams in the Tournament During the 1900s

1939-49

Conference	1939	1940	1941	1942	1943	1944	1945	1946	1947	1948	1949	TOTAL
Big Eight	1:1-1	1:2-1	0	1:1-1	1:1-1	2:2-2	0	0	1:2-1	1:1-2	0	8:10-9
Big Ten	1:2-1	1:3-0	1:3-0	1:0-2	0	1:1-1	1:1-1	1:2-1	1:1-1	1:1-1	1:2-1	10:16-9
Ivy	--	--	1:1-1	1:2-1	1:1-1	1:2-1	0	0	0	1:0-2	1:0-2	6:6-8
Ky. Intercollegiate	--	1:0-1	--	--	--	--	--	--	--	--	--	1:0-1
Missouri Valley	--	--	1:1-1	0	0	0	1:3-0	1:3-0	0	0	1:2-1	4:9-2
Pacific-10	1:3-0	1:1-1	1:2-1	1:3-0	1:0-2	0	1:1-1	1:1-2	1:1-1	1:1-1	1:1-2	10:14-11
Skyline Eight	1:1-1	1:0-2	1:0-2	1:1-1	1:3-0	1:3-0	1:0-2	1:1-1	1:0-2	1:0-2	1:0-2	11:9-15
Southeastern	--	--	--	1:1-1	0	0	1:1-1	0	0	1:3-0	1:3-0	4:8-2
Southern	1:0-1	0	1:0-2	0	0	0	0	1:2-1	0	0	0	3:2-4
Southwest	1:0-2	1:1-1	1:1-1	1:0-2	1:1-1	0	1:1-1	1:0-2	1:2-1	1:2-1	1:1-1	10:9-13
Independents	2:1-2	2:1-2	1:1-1	1:1-1	3:3-4	3:1-5	2:2-3	2:1-3	3:4-4	1:2-1	1:1-1	21:18-27
TOTALS	8:8-8	8:8-8	8:9-9	8:9-9	8:9-9	8:9-9	8:9-9	8:10-10	8:10-10	8:10-10	8:10-10	88:101-101

1950-59

Conference	1950	1951	1952	1953	1954	1955	1956	1957	1958	1959	TOTAL
Atlantic Coast	--	--	--	0	1:2-1	1:0-1	1:0-1	1:5-0	1:2-1	1:0-1	6:9-5
Big Eight	0	1:3-1	1:4-0	1:3-1	1:0-2	1:3-1	1:1-1	1:3-1	1:2-2	1:1-1	9:20-10
Big Ten	1:1-1	1:3-1	1:3-1	1:4-0	1:1-1	1:2-2	1:3-1	1:2-2	1:1-1	1:1-1	10:21-11
Border	--	1:0-1	1:0-2	1:0-1	1:0-1	1:0-1	1:0-1	1:0-1	1:0-1	1:0-1	9:0-10
East Coast	--	--	--	--	--	--	--	--	--	--	1:0-2
Ivy	0	1:0-1	1:0-2	1:1-1	1:0-2	1:0-2	1:2-1	1:0-1	1:2-1	1:0-1	9:5-12
Little Three	--	--	--	--	--	1:0-1	--	--	--	--	1:0-1
Mid-American	--	--	--	1:0-1	1:0-1	1:0-1	1:0-1	1:0-1	1:1-2	1:0-1	7:1-8
Missouri Valley	1:2-1	1:2-2	1:1-1	1:1-1	1:1-1	1:1-1	1:1-1	1:0-2	1:0-2	1:1-1	10:12-13
Ohio Valley	--	--	--	1:0-1	0	0	1:2-1	1:0-1	1:0-1	1:0-1	5:2-5
Pacific-10	1:0-2	1:2-1	1:0-2	1:3-1	1:2-2	1:1-1	1:1-1	1:1-1	1:1-1	1:1-1	10:15-12
Presidents Athletic	--	--	--	--	--	--	1:1-2	--	--	--	1:1-2
Rocky Mountain	--	1:0-1	0	1:0-1	1:2-1	1:0-1	1:0-1	1:1-2	1:1-2	1:2-1	8:6-10
Skyline Eight	1:1-1	1:1-2	1:1-1	1:0-2	1:0-2	1:1-1	1:1-1	1:1-1	1:0-1	1:0-2	10:6-14
Southeastern	0	1:4-0	1:1-1	1:2-2	1:0-2	1:1-1	1:1-1	1:1-1	1:4-0	1:1-1	9:15-9
Southern	1:2-1	1:1-2	1:1-1	1:1-1	1:0-1	1:0-1	1:0-1	1:0-1	1:0-1	1:4-1	10:9-11
Southwest	1:1-2	1:0-1	1:1-1	1:1-1	1:1-1	1:0-2	1:3-2	1:1-1	1:0-2	1:1-1	10:9-14
West Coast	--	--	--	1:2-1	1:2-1	1:5-0	1:4-0	1:3-1	1:1-1	1:1-1	7:18-5
W'ern N.Y. Little Three	--	--	--	--	--	1:2-1	1:2-1	1:2-1	--	--	3:6-3
Yankee	--	1:0-1	0	0	1:0-1	0	1:1-2	1:0-1	1:0-1	1:0-1	6:1-7
Independents	2:3-2	4:2-4	6:8-8	8:8-11	9:17-8	8:12-10	7:7-8	6:7-8	8:12-9	6:9-9	64:85-77
TOTAL	8:10-10	16:18-18	16:20-20	22:26-26	24:28-28	24:29-29	25:29-29	23:27-27	24:28-28	23:27-27	205:241-241

1960-69

Conference	1960	1961	1962	1963	1964	1965	1966	1967	1968	1969	TOTAL
Atlantic Coast	1:2-1	1:2-1	1:4-1	1:3-1	1:3-1	1:1-1	1:3-1	1:2-2	1:3-1	1:2-2	10:25-12
Big Eight	1:1-1	1:1-1	1:1-1	1:1-1	1:2-2	1:1-1	1:1-1	1:1-1	1:0-2	1:1-1	10:10-12
Big Sky	--	--	--	--	--	--	--	--	1:0-1	1:2-1	2:2-2
Big Ten	1:4-0	1:3-1	1:3-1	1:1-1	1:3-1	1:3-1	1:1-1	1:1-1	1:3-1	1:3-1	10:25-9
Border	1:0-1	1:2-1	1:0-1	--	--	--	--	--	--	--	3:2-3
East Coast	1:0-2	1:3-1	1:0-2	1:2-1	1:0-1	1:1-2	1:2-1	1:0-1	1:0-1	1:0-1	10:8-13
Florida Intercollegiate	1:0-1	--	--	--	--	--	--	--	--	--	1:0-1
Indiana Collegiate	--	--	1:2-1	--	--	--	--	--	--	--	1:2-1
Ivy	1:0-1	1:1-2	1:0-1	1:0-1	1:1-2	1:4-1	0	1:2-1	1:2-1	1:0-1	9:10-11
Mid-American	1:1-2	1:0-1	1:0-1	1:1-2	1:2-1	1:0-1	1:0-1	1:0-1	1:0-1	1:1-2	10:5-13

Conference	1990	1991	1992	1993	1994	1995	1996	1997	1998	1999	TOTAL
American West	--	--	--	--	--	0	0	--	--	--	0: 0-0
Atlantic 10	1: 0-1	3: 4-3	3: 2-3	4: 7-4	3: 3-3	2: 3-2	4: 6-4	5: 4-5	5: 3-5	3: 3-3	33: 35-33
Atlantic Coast	5: 14-5	6: 13-5	5: 12-4	6: 14-5	5: 10-5	4: 11-4	6: 6-6	6: 8-6	5: 10-5	3: 7-3	51: 105-48
Atlantic Sun	1: 0-1	1: 0-1	1: 0-1	0	2: 0-2	1: 0-1	1: 0-1	1: 1-1	1: 0-1	1: 0-1	10: 1-10
Big 12	--	--	--	--	--	--	--	5: 7-5	4: 2-4	5: 4-5	14: 13-14
Big East	6: 7-6	7: 11-7	5: 5-5	3: 2-3	6: 8-6	4: 6-4	5: 12-5	4: 5-4	5: 7-5	5: 10-4	50: 73-49
Big Eight	4: 2-4	3: 7-3	6: 5-6	6: 5-6	4: 6-4	5: 8-5	4: 4-4	--	--	--	32: 37-32
Big Sky	1: 0-1	1: 0-1	1: 0-1	1: 0-1	1: 0-1	1: 1-1	1: 0-1	1: 0-1	1: 0-1	1: 1-1	10: 2-10
Big South	0	1: 0-1	1: 0-1	1: 0-1	1: 0-1	0	1: 0-1	1: 0-1	1: 0-1	1: 0-1	8: 0-8
Big Ten	7: 8-7	5: 6-5	5: 14-5	5: 10-5	7: 11-7	6: 1-6	5: 2-5	6: 7-6	5: 7-5	7: 13-7	58: 79-58
Big West	3: 7-2	2: 4-2	1: 2-1	2: 1-2	1: 0-1	1: 0-1	1: 0-1	1: 0-1	1: 0-1	1: 0-1	14: 14-13
Colonial	1: 0-1	1: 1-1	1: 0-1	1: 0-1	1: 0-1	1: 1-1	1: 0-1	1: 0-1	1: 1-1	1: 0-1	10: 3-10
Conference USA	--	--	--	--	--	--	4: 6-4	4: 5-4	3: 3-3	4: 2-4	15: 16-15
East Coast	1: 0-1	1: 0-1	0	--	0	--	--	--	--	--	2: 0-2
Great Midwest	--	--	3: 7-3	3: 3-3	4: 2-4	3: 4-3	--	--	--	--	13: 16-13
Horizon	2: 3-2	1: 1-1	1: 0-1	2: 1-2	0	2: 0-2	2: 0-2	1: 0-1	3: 1-3	1: 1-1	15: 7-15
Ivy	1: 0-1	1: 0-1	1: 0-1	1: 0-1	1: 1-1	1: 0-1	1: 1-1	1: 0-1	1: 1-1	1: 0-1	10: 3-10
Metro	2: 1-2	2: 1-2	4: 2-4	2: 3-2	1: 2-1	3: 1-3	--	--	--	--	14: 10-14
Metro Atlantic	1: 1-1	1: 0-1	1: 0-1	1: 0-1	1: 0-1	2: 1-2	1: 0-1	1: 0-1	1: 0-1	1: 0-1	11: 2-11
Mid-American	1: 2-1	1: 2-1	1: 0-1	1: 0-1	1: 0-1	2: 1-2	1: 1-1	1: 0-1	2: 1-2	2: 2-2	13: 9-13
Mid-Continent	2: 1-2	2: 0-2	1: 0-1	1: 0-1	1: 1-1	0	1: 0-1	1: 0-1	1: 2-1	1: 0-1	11: 4-11
Mid-Eastern	1: 0-1	0	1: 0-1	1: 0-1	1: 0-1	1: 0-1	1: 0-1	1: 1-1	1: 0-1	1: 0-1	9: 1-9
Missouri Valley	1: 0-1	1: 1-1	1: 0-1	1: 0-1	2: 2-2	2: 2-2	2: 0-2	1: 0-1	1: 1-1	3: 3-3	15: 9-15
Northeast	1: 0-1	1: 0-1	1: 0-1	1: 0-1	1: 0-1	1: 0-1	1: 0-1	1: 0-1	1: 0-1	1: 0-1	10: 0-10
Ohio Valley	1: 0-1	1: 0-1	1: 0-1	1: 0-1	1: 0-1	1: 0-1	1: 0-1	1: 0-1	1: 0-1	1: 0-1	10: 0-10
Pacific-10	4: 4-4	4: 3-4	4: 4-4	3: 3-3	4: 4-4	5: 9-4	4: 3-4	5: 13-4	4: 11-4	4: 1-4	41: 55-39
Patriot	--	0	1: 0-1	1: 0-1	1: 0-1	1: 0-1	1: 0-1	1: 0-1	1: 0-1	1: 0-1	8: 0-8
Southeastern	3: 3-3	5: 2-5	4: 6-4	4: 8-4	4: 12-3	5: 11-5	4: 14-3	5: 5-5	5: 7-4	6: 10-6	45: 78-42
Southern	1: 0-1	1: 0-1	1: 1-1	1: 0-1	1: 0-1	1: 0-1	1: 0-1	1: 2-1	1: 0-1	1: 0-1	10: 3-10
Southland	1: 0-1	1: 0-1	1: 0-1	1: 0-1	1: 0-1	1: 0-1	1: 0-1	1: 0-1	1: 0-1	1: 0-1	10: 0-10
Southwest	3: 7-3	2: 4-2	2: 0-2	2: 0-2	1: 1-1	1: 1-1	2: 3-2	--	--	--	13: 16-13
Southwestern	1: 0-1	0	1: 0-1	1: 1-1	1: 0-1	1: 0-1	1: 0-1	1: 0-1	1: 0-1	1: 0-1	9: 1-9
Sun Belt	2: 0-2	1: 0-1	1: 1-1	2: 2-2	2: 0-2	1: 1-1	1: 0-1	1: 0-1	1: 0-1	1: 0-1	13: 4-13
West Coast	1: 3-1	1: 0-1	1: 0-1	1: 1-1	1: 0-1	2: 0-2	2: 1-2	1: 0-1	1: 0-1	1: 3-1	12: 8-12
Western Athletic	3: 0-3	3: 3-3	2: 2-2	3: 2-3	2: 0-2	2: 1-2	2: 3-2	3: 5-3	4: 6-4	3: 3-3	27: 25-27
Independents	1: 0-1	1: 0-1	0	0	0	0	0	0	--	0	2: 0-2
TOTAL	64:63-63	64: 63-63	64: 63-63	64: 63-63	64: 63-63	64: 63-63	64: 63-63	64: 63-63	64: 63-63	64: 63-63	640: 630-630

1939-99

	1939-40s	1950s	1960s	1970s	1980s	1990s	1900s TOTAL
America East					0	10: 4-10	20: 5-20
American South					1: 1-1	2: 0-2	3: 1-3
Atlantic 10				3: 3-3	18: 16-18	33: 35-33	54: 54-54
Atlantic Coast		6: 9-5	10: 25-12	15: 23-15	50: 92-48	51: 105-48	132: 254-128
Atlantic Sun					9: 1-9	10: 1-10	19: 2-19
Big 12						14: 13-14	14: 13-14
Big East					45: 83-43	50: 73-49	95: 156-92
Big Eight	8: 10-9	9: 20-10	10: 10-12	12: 13-14	33: 47-32	32: 37-32	104: 137-109
Big Sky			2: 2-2	10: 5-12	10: 1-10	10: 2-10	32: 10-34
Big South					0	8: 0-8	8: 0-8
Big Ten	10: 16-9	10: 21-11	10: 25-9	15: 28-13	47: 71-45	58: 79-58	150: 240-145
Big West				11: 9-12	15: 14-15	14: 14-13	40: 37-40
Border		9: 0-10	3: 2-3				12: 2-13
Colonial				0	8: 9-8	10: 3-10	18: 12-18
Conference USA						15: 16-15	15: 16-15
East Coast		1: 0-2	10: 8-13	10: 0-10	10: 4-10	2: 0-2	33: 12-37
Florida Intercollegiate			1: 0-1				1: 0-1
Great Midwest						13: 16-13	13: 16-13
Horizon					9: 4-9	15: 7-15	24: 11-24
Indiana Collegiate			1: 2-1				1: 2-1
Ivy	6: 6-8	9: 5-12	9: 10-11	10: 10-12	10: 4-10	10: 3-10	54: 38-63
Ky. Intercollegiate	1: 0-1						1: 0-1
Little Three		1: 0-1					1: 0-1
Metro				8: 3-8	22: 35-20	14: 10-14	44: 48-42
Metro Atlantic					6: 0-6	11: 2-11	17: 2-17
Mid-American		7: 1-8	10: 5-13	10: 5-10	12: 2-12	13: 9-13	52: 22-56
Mid-Continent					4: 3-4	11: 4-11	15: 7-15
Mid-Eastern					9: 0-9	9: 1-9	18: 1-18
Missouri Valley	4: 9-2	10: 12-13	10: 21-11	12: 16-14	17: 6-17	15: 9-15	68: 73-72
Northeast				0	8: 1-8	10: 0-10	18: 1-18
Ohio Valley		5: 2-5	10: 7-13	10: 6-11	11: 5-11	10: 0-10	46: 20-50
Pacific-10	10: 14-11	10: 15-12	11: 28-9	13: 34-9	27: 19-27	41: 55-39	112: 165-107
Patriot						8: 0-8	8: 0-8
Presidents Athletic		1: 1-2					1: 1-2
Rocky Mountain		8: 6-10	1: 0-1				9: 6-11
Skyline Eight	11: 9-15	10: 6-14	3: 5-5				24: 20-34
Southeastern	4: 8-2	9: 15-9	10: 10-12	14: 17-15	43: 52-44	45: 78-42	125: 180-124
Southern	3: 2-4	10: 9-11	10: 9-11	10: 4-11	10: 1-10	10: 3-10	53: 28-57
Southland			1: 0-1	3: 4-4	10: 7-10	10: 0-10	24: 11-25
Southwest	10: 9-13	10: 9-14	10: 9-13	12: 8-13	23: 24-23	13: 16-13	78: 75-89
Southwestern					10: 3-10	9: 1-9	19: 4-19
Sun Belt				3: 3-4	20: 14-20	13: 4-13	36: 21-37

THE TOURNAMENT

	1939-40s	1950s	1960s	1970s	1980s	1990s	1900s TOTAL
West Coast		7: 18-5	10: 8-12	11: 11-11	13: 2-13	12: 8-12	53: 47-53
Western Athletic			7: 4-11	14: 10-16	20: 16-20	27: 25-27	68: 55-74
Wern N.Y. Little Three		3: 6-3					3: 6-3
Yankee		6: 1-7	8: 2-8	1: 1-1			15: 4-16
Independents	21: 18-27	64: 85-77	83: 88-96	86: 104-99	29: 20-29	2: 0-2	285: 315-330
TOTAL	88: 101-101	205: 241-241	240: 280-280	293: 317-317	569: 561-561	640: 630-630	2,035: 2,130-2,130

Conference Teams in the Tournament During the 2000s

2000-09

	2000	2001	2002	2003	2004	2005	2006	2007	2008	2009	TOTAL
America East	1: 0-1	1: 0-1	1: 0-1	1: 0-1	1: 0-1	1: 1-1	1: 0-1	1: 0-1	1: 0-1	1: 0-1	10: 1-10
Atlantic 10	3: 1-3	3: 4-3	1: 1-1	3: 1-3	4: 6-4	1: 0-1	2: 1-2	2: 1-2	3: 3-3	3: 3-3	25: 21-25
Atlantic Coast	3: 7-3	6: 11-5	4: 10-3	4: 5-4	6: 14-6	5: 12-4	4: 6-4	7: 7-7	4: 6-4	7: 9-6	50: 87-46
Atlantic Sun	1: 0-1	1: 1-1	1: 0-1	1: 0-1	1: 0-1	1: 0-1	1: 0-1	1: 0-1	1: 0-1	1: 0-1	10: 1-10
Big 12	6: 9-6	6: 3-6	6: 13-6	6: 14-6	4: 10-4	6: 6-6	4: 4-4	4: 6-4	6: 12-5	6: 11-6	54: 88-53
Big East	5: 8-5	5: 5-5	6: 6-6	4: 12-3	6: 12-5	6: 7-6	8: 11-8	6: 7-6	8: 11-8	7: 17-7	61: 96-59
Big Sky	1: 0-1	1: 0-1	1: 0-1	1: 0-1	1: 0-1	1: 0-1	1: 1-1	1: 0-1	1: 0-1	1: 0-1	10: 1-10
Big South	1: 0-1	1: 0-1	1: 0-1	1: 1-1	1: 0-1	1: 0-1	1: 0-1	1: 1-1	1: 1-1	1: 0-1	10: 2-10
Big Ten	6: 15-5	7: 10-7	5: 9-5	5: 8-5	3: 3-3	5: 12-5	6: 3-6	6: 9-6	4: 5-4	7: 9-7	54: 83-53
Big West	1: 0-1	1: 1-1	1: 0-1	1: 0-1	1: 1-1	2: 1-2	1: 0-1	1: 0-1	1: 0-1	1: 0-1	11: 3-11
Colonial	1: 0-1	1: 0-1	1: 1-1	1: 0-1	1: 0-1	1: 0-1	2: 4-2	2: 1-2	1: 0-1	1: 0-1	12: 6-12
Conference USA	4: 1-4	2: 3-2	3: 1-3	4: 5-4	6: 5-6	4: 6-4	2: 3-2	1: 3-1	1: 5-1	1: 2-1	28: 34-28
Horizon	1: 0-1	1: 1-1	1: 0-1	2: 2-2	1: 0-1	1: 2-1	1: 1-1	2: 2-2	1: 1-1	2: 1-2	13: 10-13
Ivy	1: 0-1	1: 0-1	1: 0-1	1: 0-1	1: 0-1	1: 0-1	1: 0-1	1: 0-1	1: 0-1	1: 0-1	10: 0-10
Metro Atlantic	1: 0-1	1: 0-1	1: 1-1	1: 0-1	1: 1-1	1: 0-1	1: 0-1	1: 1-1	1: 1-1	1: 1-1	10: 5-10
Mid-American	1: 0-1	1: 1-1	1: 3-1	1: 1-1	1: 0-1	1: 0-1	1: 0-1	1: 0-1	1: 0-1	1: 0-1	10: 5-10
Mid-Eastern	1: 0-1	1: 1-1	1: 0-1	1: 0-1	1: 1-1	1: 0-1	1: 0-1	1: 0-1	1: 0-1	1: 0-1	10: 2-10
Missouri Valley	2: 0-2	2: 1-2	2: 3-2	2: 0-2	2: 0-2	3: 1-3	4: 4-4	2: 2-2	1: 0-1	1: 0-1	21: 11-21
Mountain West	2: 1-2	1: 0-1	3: 1-3	3: 1-3	3: 0-3	2: 2-2	2: 0-2	2: 2-2	2: 1-2	2: 0-2	22: 8-22
Northeast	1: 0-1	1: 0-1	1: 0-1	1: 0-1	1: 0-1	1: 0-1	1: 1-1	1: 0-1	1: 1-1	1: 0-1	10: 2-10
Ohio Valley	1: 0-1	1: 0-1	1: 0-1	1: 0-1	1: 0-1	1: 0-1	1: 0-1	1: 0-1	1: 0-1	1: 1-1	10: 1-10
Pacific-10	4: 4-4	5: 13-5	6: 9-6	5: 6-5	3: 1-3	4: 5-4	4: 8-4	6: 10-6	6: 8-6	6: 6-6	49: 70-49
Patriot	1: 0-1	1: 0-1	1: 0-1	1: 0-1	1: 0-1	1: 1-1	1: 1-1	1: 0-1	1: 0-1	1: 0-1	10: 2-10
Southeastern	6: 11-6	6: 5-6	6: 5-6	6: 6-6	6: 7-6	5: 5-5	6: 13-5	5: 11-4	6: 4-6	3: 1-3	55: 68-53
Southern	1: 0-1	1: 0-1	1: 0-1	1: 0-1	1: 0-1	1: 0-1	1: 0-1	1: 0-1	1: 3-1	1: 0-1	10: 3-10
Southland	1: 0-1	1: 1-1	1: 0-1	1: 0-1	1: 0-1	1: 0-1	1: 1-1	1: 0-1	1: 0-1	1: 0-1	10: 2-10
Southwestern	1: 0-1	1: 0-1	1: 0-1	1: 0-1	1: 0-1	1: 0-1	1: 0-1	1: 0-1	1: 0-1	1: 0-1	10: 0-10
Summit	1: 0-1	1: 0-1	1: 0-1	1: 0-1	1: 0-1	1: 1-1	1: 0-1	1: 0-1	1: 0-1	1: 0-1	10: 1-10
Sun Belt	1: 0-1	1: 0-1	1: 0-1	1: 0-1	1: 0-1	1: 0-1	1: 0-1	1: 0-1	2: 2-2	1: 1-1	11: 3-11
West Coast	2: 3-2	1: 2-1	2: 0-2	2: 1-2	1: 1-1	2: 1-2	1: 2-1	1: 0-1	3: 1-3	1: 2-1	16: 13-16
Western Athletic	2: 3-2	2: 1-2	2: 1-2	1: 1-1	2: 2-2	2: 1-2	2: 0-2	2: 1-2	1: 0-1	1: 0-1	17: 10-17
Independents	0	0	0	0	0	0	0	0	0	0	0: 0-0

2010-14

	2010	2011	2012	2013	2014	TOTAL
America East	1: 0-1	1: 0-1	1: 1-1	1: 0-1	1: 1-1	5: 2-5
American Athletic					4: 9-3	4: 9-3
Atlantic 10	3: 2-3	3: 3-3	4: 3-4	5: 7-5	6: 4-6	21: 19-21
Atlantic Coast	6: 9-5	4: 8-4	5: 6-5	4: 6-4	6: 6-6	25: 35-23
Atlantic Sun	1: 0-1	1: 0-1	1: 0-1	1: 2-1	1: 1-1	5: 3-5
Big 12	7: 9-7	5: 5-5	6: 10-6	5: 3-5	7: 6-7	30: 33-30
Big East	8: 8-8	11: 13-10	9: 14-9	8: 13-7	4: 2-4	40: 50-38
Big Sky	1: 0-1	1: 0-1	1: 0-1	1: 0-1	1: 0-1	5: 0-5
Big South	1: 0-1	1: 1-1	1: 0-1	1: 0-1	1: 0-1	5: 1-5
Big Ten	5: 9-5	7: 7-7	6: 11-6	7: 14-7	6: 10-6	26: 51-31
Big West	1: 0-1	1: 0-1	1: 0-1	1: 0-1	1: 1-1	5: 1-5
Colonial	1: 1-1	3: 6-3	1: 1-1	1: 1-1	1: 0-1	7: 9-7
Conference USA	2: 0-2	2: 0-2	2: 0-2	1: 1-1	1: 0-1	8: 1-8
Horizon	1: 5-1	1: 5-1	1: 0-1	1: 0-1	1: 0-1	5: 10-5
Ivy	1: 2-1	1: 0-1	1: 0-1	1: 1-1	1: 1-1	5: 4-5
Metro Atlantic	1: 0-1	1: 0-1	2: 0-2	1: 0-1	1: 0-1	6: 0-6
Mid-American	1: 0-1	1: 0-1	1: 2-1	1: 0-1	1: 0-1	5: 2-5
Mid-Eastern	1: 1-1	1: 0-1	1: 1-1	1: 1-1	1: 0-1	5: 3-5
Missouri Valley	1: 2-1	1: 0-1	2: 1-2	2: 5-2	1: 1-1	7: 9-7
Mountain West	4: 2-4	3: 4-3	4: 1-4	5: 2-5	2: 2-2	18: 11-18
Northeast	1: 0-1	1: 0-1	1: 0-1	1: 0-1	1: 0-1	5: 0-5
Ohio Valley	1: 1-1	1: 1-1	1: 1-1	1: 0-1	1: 0-1	5: 3-5
Pac-12	2: 3-2	4: 5-4	2: 1-2	5: 5-5	6: 8-7	19: 22-20
Patriot	1: 0-1	1: 0-1	1: 1-1	1: 0-1	1: 0-1	5: 1-5
Southeastern	4: 6-4	5: 7-5	4: 10-3	3: 4-3	3: 12-3	19: 39-18
Southern	1: 0-1	1: 0-1	1: 0-1	1: 0-1	1: 0-1	5: 0-5
Southland	1: 0-1	1: 1-1	1: 0-1	1: 0-1	1: 1-1	5: 2-5
Southwestern	1: 1-1	1: 0-1	1: 0-1	1: 0-1	1: 0-1	5: 1-5
Summit	1: 0-1	1: 0-1	1: 0-1	1: 0-1	1: 1-1	5: 1-5
Sun Belt	1: 0-1	1: 0-1	1: 1-1	2: 0-2	1: 0-1	6: 1-6
West Coast	2: 3-2	1: 1-1	3: 2-3	2: 2-2	2: 1-2	10: 9-10
Western Athletic	2: 0-2	1: 0-1	1: 0-1	1: 0-1	1: 0-1	5: 0-5
Independents	0: 0-0	0: 0-0	0: 0-0	0: 0-0	0: 0-1	0: 0-0

CONFERENCE	1900s TOTAL	2000s TOTAL	ALL-TIME TOTAL
America East	20: 5-20	15: 3-15	35: 8-35
American Athletic		4: 9-3	4: 9-3
Atlantic 10	54: 54-54	46: 40-46	100: 94-100
Atlantic Coast	132: 254-128	75: 122-70	207: 376-198
Atlantic Sun	19: 2-19	15: 4-15	34: 6-34
Big 12	14: 13-14	84: 121-83	98: 134-97
Big East	95: 156-92	101: 146-97	196: 302-189
Big Sky	32: 10-34	15: 1-15	47: 11-49
Big South	8: 0-8	15: 3-15	23: 3-23
Big Ten	150: 240-145	85: 134-84	235: 374-229
Big West	40: 37-40	16: 4-16	56: 41-56
Colonial	18: 12-18	19: 15-19	37: 27-37
Conference USA	15: 16-15	36: 35-36	51: 51-51
Horizon	24: 11-24	18: 20-18	42: 31-42
Ivy	54: 38-63	15: 5-15	69: 42-78
Metro Atlantic	17: 2-17	16: 5-16	33: 7-33
Mid-American	52: 22-56	15: 7-15	67: 29-71
Mid-Eastern	18: 1-18	15: 5-15	33: 6-33
Missouri Valley	68: 73-72	28: 20-28	96: 93-100
Mountain West		40: 19-40	40: 19-40
Northeast	18: 1-18	15: 2-15	33: 3-33
Ohio Valley	46: 20-50	15: 4-15	61: 24-65
Pac-12	112: 165-107	68: 92-69	180: 257-176
Patriot	8: 0-8	15: 3-15	23: 3-23
Southeastern	125: 180-124	74: 107-71	199: 287-195
Southern	53: 28-57	14: 3-14	67: 31-71
Southland	24: 11-25	16: 4-16	40: 15-41
Southwestern	19: 4-19	15: 1-15	34: 5-34
Summit	15: 7-15	15: 2-15	30: 9-30
Sun Belt	36: 21-37	17: 4-17	53: 25-54
West Coast	53: 47-53	24: 21-24	77: 68-77
Western Athletic	68: 55-74	24: 11-24	92: 66-98
Independents	285: 315-330	0: 0-0	285: 315-330
Defunct Conferences	343: 330-376	0: 0-0	343: 330-376

NOTE: These decade charts are based on on-the-court records that are not affected by later action such as vacating.

Tournament Field by State

Most Schools From One State In One Tournament

- 7 California, 2002 (California, UC Santa Barbara, Pepperdine, San Diego St., Southern California, Stanford, UCLA)
- 7 Texas, 2010 (Baylor, Houston, North Texas, Sam Houston St., Texas, Texas A&M, UTEP)
- 6 California, 1997 (California, Pacific, St. Mary's, Southern California, Stanford, UCLA)
- 6 California, 2001 (California, Cal St. Northridge, Fresno St., Southern California, Stanford, UCLA)
- 6 California, 2008 (Cal St. Fullerton, St. Mary's, San Diego, Southern California, Stanford, UCLA)
- 6 Indiana, 2000 (Ball St., Butler, Indiana, Indiana St., Purdue, Valparaiso)
- 5 North Carolina, 2002 (Charlotte, Davidson, Duke, North Carolina St., UNC Wilmington, Wake Forest)
- 5 California, 1979 (Pacific, Pepperdine, San Francisco, Southern California, UCLA)
- 5 California, 1996 (California, San Jose St., Santa Clara, Stanford, UCLA)
- 5 California, 2013 (California, Pacific, San Diego St., St. Mary's, UCLA)
- 5 Indiana, 2003 (Butler, Indiana, IUPUI, Notre Dame, Purdue)
- 5 Louisiana, 1993 (La.-Monroe, LSU, New Orleans, Southern U., Tulane)
- 5 Michigan, 1998 (Detroit, Eastern Mich., Michigan, Michigan St., Western Mich.)
- 5 New York, 2000 (Hofstra, Iona, St. Bonaventure, St. John's, Syracuse)
- 5 North Carolina, 1986 (Davidson, Duke, North Carolina, N.C. A&T, North Carolina St.)
- 5 North Carolina, 1988 (Charlotte, Duke, North Carolina, N.C. A&T, North Carolina St.)
- 5 North Carolina, 1992 (Campbell, Charlotte, Duke, North Carolina, Wake Forest)
- 5 North Carolina, 1996 (Duke, North Carolina, UNC Greensboro, Wake Forest, Western Caro.)
- 5 North Carolina, 2001 (Charlotte, Duke, North Carolina, UNC Greensboro, Wake Forest)
- 5 North Carolina, 2003 (Duke, UNC Asheville, UNC Wilmington, North Carolina St., Wake Forest)
- 5 North Carolina, 2004 (Charlotte, Duke, North Carolina, North Carolina St., Wake Forest)
- 5 North Carolina, 2005 (Charlotte, Duke, North Carolina, North Carolina St., Wake Forest)
- 5 North Carolina, 2006 (Davidson, Duke, North Carolina, UNC Wilmington, North Carolina St.)
- 5 North Carolina, 2012 (Davidson, Duke, North Carolina, UNC Asheville, North Carolina St.)
- 5 North Carolina, 2013 (Davidson, Duke, North Carolina, N.C. A&T, North Carolina St.)
- 5 Ohio, 2009 (Akron, Cleveland St., Dayton, Ohio St., Xavier)
- 5 Pennsylvania, 1982 (Penn, Pittsburgh, Robert Morris, Saint Joseph's, Villanova)
- 5 Pennsylvania, 1988 (La Salle, Lehigh, Pittsburgh, Temple, Villanova)
- 5 Pennsylvania, 1991 (Penn St., Pittsburgh, Saint Francis, Temple, Villanova)
- 5 Pennsylvania, 2010 (Lehigh, Pittsburgh, Robert Morris, Temple, Villanova)
- 5 Pennsylvania, 2011 (Bucknell, Penn St., Pittsburgh, Temple, Villanova)
- 5 Pennsylvania, 2013 (Bucknell, La Salle, Pittsburgh, Temple, Villanova)
- 5 Tennessee, 1989 (East Tenn. St., Memphis, Middle Tenn., Tennessee, Vanderbilt)
- 5 Tennessee, 2008 (Austin Peay, Belmont, Memphis, Tennessee, Vanderbilt)
- 5 Texas, 1988 (Baylor, North Texas, SMU, UTEP, UTSA)
- 5 Texas, 2007 (North Texas, Texas, Texas A&M, A&M-Corpus Christi, Texas Tech)
- 5 Virginia, 2011 (George Mason, Hampton, Old Dominion, Richmond, VCU)

Most Schools From One State All-Time

23 Texas	9 Massachusetts	4 Arkansas	2 Nebraska
20 California	9 South Carolina	4 Colorado	2 Nevada
19 New York	8 Maryland	4 Connecticut	2 New Mexico
15 North Carolina	8 Michigan	4 Iowa	2 West Virginia
15 Pennsylvania	7 New Jersey	4 Kansas	1 Hawaii
12 Louisiana	6 Kentucky	4 Missouri	1 Minnesota
12 Ohio	6 Mississippi	4 Oregon	1 New Hampshire
12 Virginia	5 District of Columbia	4 Wisconsin	1 North Dakota
10 Tennessee	5 Georgia	3 Arizona	1 South Dakota
9 Alabama	5 Oklahoma	3 Idaho	1 Vermont
9 Florida	5 Utah	3 Rhode Island	1 Wyoming
9 Illinois	5 Washington	2 Delaware	
9 Indiana		2 Montana	

Televised College Basketball Games

Highest-Rated

Date	Game	Round	Network	Rating/ Share	Homes
1. 3/26/1979	Michigan St. vs. Indiana St.	CH	NBC	24.1/38	17,950,000
2. 4/1/1985	Georgetown vs. Villanova	CH	CBS	23.3/33	19,780,000
3. 4/6/1992	Duke vs. Michigan	CH	CBS	22.7/35	20,910,000
4. 4/4/1983	North Carolina St. vs. Houston	CH	CBS	22.3/32	18,580,000
5. 4/5/1993	North Carolina vs. Michigan	CH	CBS	22.2/34	20,670,000
6. 4/4/1994	Arkansas vs. Duke	CH	CBS	21.6/33	20,350,000
6. 3/29/1982	North Carolina vs. Georgetown	CH	CBS	21.6/31	17,600,000
8. 4/3/1989	Michigan vs. Seton Hall	CH	CBS	21.3/33	19,260,000
8. 3/31/1975	UCLA vs. Kentucky	CH	NBC	21.3/33	14,590,000
10. 3/31/1986	Louisville vs. Duke	CH	CBS	20.7/31	17,780,000
10. 3/30/1981	Indiana vs. North Carolina	CH	NBC	20.7/29	16,100,000
12. 3/26/1973	UCLA vs. Memphis	CH	NBC	20.5/32	13,280,000
13. 3/29/1976	Indiana vs. Michigan	CH	NBC	20.4/31	14,200,000
14. 4/2/1990	UNLV vs. Duke	CH	CBS	20.0/31	18,420,000
15. 3/27/1978	Kentucky vs. Duke	CH	NBC	19.9/31	14,510,000
15. 3/25/1974	North Carolina St. vs. Marquette	CH	NBC	19.9/30	13,170,000
17. 3/24/1980	Louisville vs. UCLA	CH	NBC	19.8/30	15,110,000
18. 4/2/1984	Georgetown vs. Houston	CH	CBS	19.7/29	16,510,000
19. 3/30/1987	Syracuse vs. Indiana	CH	CBS	19.6/28	17,130,000
20. 4/1/1991	Duke vs. Kansas	CH	CBS	19.4/30	18,060,000
21. 4/3/1995	UCLA vs. Arkansas	CH	CBS	19.3/30	18,410,000
21. 3/28/1977	Marquette vs. North Carolina	CH	NBC	19.3/29	13,740,000
23. 3/31/1997	Arizona vs. Kentucky	CH	CBS	18.9/31	18,290,000
24. 4/4/1988	Kansas vs. Oklahoma	CH	CBS	18.8/30	16,660,000
25. 4/1/1996	Kentucky vs. Syracuse	CH	CBS	18.3/29	17,540,000

CH, national championship game; NSF, national semifinal game.




Photo by Rich Clarkson/NCAA Photos

TV's highest-rated college basketball game ever had people tuning in to see the matchup of a pair of 33s, Magic Johnson of Michigan State (left) and Larry Bird of Indiana State (right). Of all the televisions across the country turned on during game time, 38 percent were tuned to Michigan State's 75-64 victory over Indiana State to win the 1979 title.

Most-Watched Telecasts (By Homes)

Date	Game	Round	Network	Rating/ Share	Homes
1. 4/6/1992	Duke vs. Michigan	CH	CBS	22.7/35	20,910,000
2. 4/5/1993	North Carolina vs. Michigan	CH	CBS	22.2/34	20,670,000
3. 4/4/1994	Arkansas vs. Duke	CH	CBS	21.6/33	20,350,000
4. 4/1/1985	Georgetown vs. Villanova	CH	CBS	23.3/33	19,780,000
5. 4/3/1989	Michigan vs. Seton Hall	CH	CBS	21.3/33	19,260,000
6. 4/4/1983	North Carolina St. vs. Houston	CH	CBS	22.3/32	18,580,000
7. 4/2/1990	UNLV vs. Duke	CH	CBS	20.0/31	18,420,000
8. 4/3/1995	UCLA vs. Arkansas	CH	CBS	19.3/30	18,410,000
9. 3/31/1997	Arizona vs. Kentucky	CH	CBS	18.9/31	18,290,000
10. 4/1/1991	Duke vs. Kansas	CH	CBS	19.4/30	18,060,000
11. 3/26/1979	Michigan St. vs. Indiana St.	CH	NBC	24.1/38	17,950,000
12. 3/31/1986	Louisville vs. Duke	CH	CBS	20.7/31	17,780,000
13. 3/29/1982	North Carolina vs. Georgetown	CH	CBS	21.6/31	17,600,000
14. 4/1/1996	Kentucky vs. Syracuse	CH	CBS	18.3/29	17,540,000
15. 3/30/1998	Kentucky vs. Utah	CH	CBS	17.8/28	17,490,000
16. 3/29/1999	UConn vs. Duke	CH	CBS	17.2/27	17,139,000
17. 3/30/1987	Syracuse vs. Indiana	CH	CBS	19.6/28	17,130,000
18. 4/4/1988	Kansas vs. Oklahoma	CH	CBS	18.8/30	16,660,000
19. 4/2/1984	Georgetown vs. Houston	CH	CBS	19.7/29	16,510,000
20. 4/4/2005	North Carolina vs. Illinois	CH	CBS	15.0/23	16,441,000
21. 4/5/2010	Duke vs. Butler	CH	CBS	14.2/23	16,269,000
22. 3/30/1981	Indiana vs. North Carolina	CH	NBC	20.7/29	16,100,000
23. 4/2/2001	Duke vs. Arizona	CH	CBS	15.6/24	15,992,000
24. 4/8/2013	Louisville vs. Michigan	CH	CBS	14.0/22	15,949,000
25. 4/1/2002	Maryland vs. Indiana	CH	CBS	15.0/24	15,777,000

CH, national championship game; NSF, national semifinal game.




Photo by Rich Clarkson/NCAA Photos

In 1997, the Arizona-Kentucky match up in the title game enticed viewers in 18,290,000 homes across the country to tune in. Viewers were not disappointed as the score was tied at the end of regulation. Although a freshman, Arizona's Mike Bibby led the Wildcats as the point guard past North Carolina in the national semifinals and to an 84-79 overtime victory against Kentucky in the final.

Year	Game Expense	Team Expense	Net Receipts	NCAA Share	Teams Share	Final Four	Reg. Finals	Reg. Semis	Second Round	First Round
1970	\$209,106	\$99,978	\$1,065,892	\$532,946	\$532,946	\$49,576	\$24,788	\$24,788	\$8,263	\$8,263
1971	268,863	112,668	1,555,478	777,739	777,739	72,348	36,174	36,174	12,058	12,058
1972	218,767	136,664	1,386,011	693,005	693,006	64,466	32,233	32,233	10,744	10,744
1973	231,646	147,192	1,922,367	961,183	961,184	81,961	44,706	44,706	14,902	14,902
1974	239,892	158,182	1,916,162	958,081	958,081	89,124	44,561	44,561	14,854	14,854
1975	334,256	259,617	3,378,986	1,689,493	1,689,493	133,381	66,691	66,691	22,230	22,230
1976	424,704	222,449	3,639,303	1,819,651	1,819,652	143,657	71,828	71,828	23,943	23,943
1977	499,204	235,011	5,378,826	2,689,413	2,689,413	212,322	106,161	106,161	35,387	35,387
1978	437,921	242,526	6,088,955	3,044,477	3,044,478	240,354	120,177	120,177	40,059	40,059
1979	699,696	329,319	7,209,838	3,604,919	3,604,919	235,103	117,552	117,552	39,184	39,184
1980	808,278	500,673	11,348,725	4,984,363	6,364,362	326,378	203,986	203,986	81,594	81,594
1981	1,266,445	725,067	13,153,041	5,686,520	7,466,521	382,899	239,312	239,312	95,725	95,725
1982	1,725,260	614,630	17,766,240	7,106,496	10,659,744	507,607	380,705	380,705	126,902	126,902
1983	1,520,645	766,462	19,469,179	7,787,671	11,681,508	530,979	398,234	398,234	132,744	132,744
1984	1,925,396	905,432	24,053,354	9,621,324	14,432,030	648,630	486,472	486,472	162,158	162,158
1985	2,087,762	1,661,560	31,078,491	12,431,387	18,647,104	751,899	601,519	451,139	300,760	150,380
1986	2,673,609	1,577,259	36,909,267	14,763,703	22,145,564	892,966	714,373	535,780	357,187	178,593
1987	3,734,260	1,708,844	43,649,101	17,459,645	26,189,456	1,056,027	844,821	633,616	422,411	211,205
1988	3,747,664	2,031,293	55,651,556	22,260,617	33,390,939	1,198,173	958,539	718,904	479,269	239,635
1989	5,453,219	2,015,964	62,945,222	25,178,085	37,767,137	1,274,224	1,099,379	824,534	549,689	274,845
1990	6,862,405	2,169,996	66,992,571	26,858,547	40,287,844	1,472,339	1,177,871	883,404	588,936	294,468
1991	7,063,956	6,473,207	4,142,276	4,142,276						
1992	6,058,532	6,643,559	2,649,054	2,649,054						
1993	6,632,633	7,320,543	4,704,975	4,704,975						
1994	6,410,471	6,343,571	5,094,532	5,094,532						
1995	7,195,540	6,588,754	4,662,118	4,662,118						
1996	9,395,653	6,944,240	5,944,187	5,944,187						
1997	9,087,577	7,286,912	6,655,164	6,655,164						
1998	9,599,287	7,571,589	8,283,310	8,283,310						
1999	10,118,441	4,635,722	9,536,502	9,536,502						
2000	10,241,330	8,322,281	7,016,083	7,016,083						
2001	10,860,377	10,059,371	6,962,584	6,962,584						
2002	12,437,133	7,319,275	15,959,121	15,959,121						
2003	15,433,558	8,344,014	11,394,494	11,394,494						
2004	15,187,208	8,227,195	14,650,038	14,650,038						
2005	14,372,633	8,172,476	14,778,336	14,778,336						
2006	16,383,082	8,722,406	17,548,887	17,548,887						
2007	17,168,250	9,475,624	27,117,719	27,117,719						
2008	20,871,470	11,927,069	28,207,550	28,207,550						
2009	18,105,866	9,813,013	27,614,359	27,614,359						
2010	18,811,709	10,733,262	29,784,928	29,784,928						
2011	17,213,413	9,124,246	47,393,508	47,393,508						
2012	19,310,822	11,383,587	46,805,476	46,805,476						
2013	24,006,140	12,405,847	50,964,243	50,964,243						
2014										

Note: Beginning in 1991, in accordance with the revenue-distribution plan adopted by the then-NCAA Executive Committee, television rights fees were no longer included in the gross receipts. Money is distributed to conferences and independent institutions for their tournament participation, based upon a rolling six-year average.

Tournament Facts

Game Milestones

Game No.

- 1** Villanova defeated Brown, 42-30, March 17, 1939, in Philadelphia. In the second game of the doubleheader, Ohio State defeated Wake Forest, 64-52.
- 50** Dartmouth defeated Ohio State, 60-53, in the Eastern regional final March 28, 1944, in New York.
- 100** Illinois defeated Oregon State, 57-53, in the national third-place game in March 1949 in Seattle.
- 200** Bradley defeated Southern California, 74-72, in the national semifinal game March 19, 1954, in Kansas City, Missouri.
- 300** Temple defeated Maryland, 71-67, in the fifth of eight regional semifinal games March 14, 1958. The East region game took place in Charlotte, North Carolina.
- 400** Wake Forest defeated Yale, 92-82 in overtime, in the first game of the 1962 tournament. The East region game took place in Philadelphia and was the first of seven first-round games played March 12.
- 500** Providence defeated Saint Joseph's, 81-73 in overtime, in an East region semifinal game in College Park, Maryland, March 12, 1965. The game was the fifth of eight regional semifinal games that day.
- 600** New Mexico State defeated BYU, 74-62, March 8, 1969, in Las Cruces, New Mexico. The West region game was the seventh of nine first-round games played that day.
- 700** Louisiana-Lafayette defeated Texas, 100-70, in Ames, Iowa, in a regional third-place game March 1, 1972. The Midwest region game was the third of four regional third-place games played that day, along with four regional finals.

- 800** Kentucky defeated Syracuse, 95-79, in the national semifinal game March 29, 1975, played in San Diego.
- 900** St. John's (New York) defeated Temple, 75-70, March 9 in the first game of the 1979 tournament. The East region game took place in Raleigh, North Carolina.
- 1,000** Villanova defeated Houston, 90-72, March 13, 1981, in Charlotte, North Carolina. The East region game was the fifth of eight first-round games played that day.
- 1,100** Iowa defeated Utah State, 64-59, March 18, 1983, in Louisville, Kentucky. The Midwest region game was the sixth of eight first-round games played that day.
- 1,200** Illinois State defeated Southern California, 58-55, March 14, 1985, in Tulsa, Oklahoma. The Midwest region game was the 15th of 16 first-round games played that day.
- 1,300** Louisville defeated North Carolina, 94-79, March 20, 1986, in Houston. The West region semifinal game was the fourth of four games played that day.
- 1,400** Maryland defeated UC Santa Barbara, 92-82, March 18, 1988, in Cincinnati. The Southeast region game was the 10th of 16 first-round games played that day.
- 1,500** Michigan defeated Seton Hall, 80-79 in overtime, for the national championship April 3, 1989, in Seattle. It was the first time in tournament history that a first-year head coach, Steve Fisher, won the national title.
- 1,600** Temple defeated Richmond, 77-64, March 16, 1991, in East Rutherford, New Jersey. The East region game was the fifth of eight second-round games played that day.
- 1,700** In one of the biggest upsets in tournament history, Santa Clara defeated Arizona, 64-61, March 18, 1993, in Salt Lake City. The West region game was the 11th of 16 first-round games played that day. It was the second time in tournament history that a No. 15 seed defeated a No. 2 seed.
- 1,800** In the game to decide the final team to make the 1994 "Sweet 16," Louisville defeated Minnesota, 60-55, March 20 in Sacramento, California. The West region

game was the final game of the second round and the fourth game in the tournament played that day.

- 1,900** Iowa State defeated California, 74-64, March 14, 1996, in Dallas. The Midwest region game was the 12th of 16 first-round games played that day.
- 2,000** In the game to decide the final team to make the 1997 Final Four, Arizona defeated Providence, 96-92 in overtime, March 23 in Birmingham, Alabama. The Southeast regional final was the second and final game played in the tournament that day. Arizona went on to win its first national championship in basketball.
- 2,100** In the first game of the 1999 second round, St. John's (New York) defeated Indiana, 86-61, March 13 in the South region in Orlando, Florida.
- 2,200** In the seventh game of the 2001 first round, Final Four-bound Maryland got by George Mason, 83-80, March 15 in the West region in Boise, Idaho.
- 2,300** In the 11th game of the 2002 second round, Illinois defeated Creighton, 72-60, March 17 in Chicago.
- 2,400** In the 14th game of the 2004 first round, Air Force, making its first tournament appearance since 1962, fell to North Carolina, 63-52, March 18 in Denver.
- 2,500** In the second of four games played March 24, of the 2005 regional semifinals, top-ranked and No. 1-seed Illinois defeated Milwaukee, 77-63, in Chicago.
- 2,600** In the sixth of 16 first-round games March 16, 2007, tournament newcomer and 15th-seed Texas A&M-Corpus Christi gave No. 2-seed Wisconsin a scare. The Islanders jumped out to a 25-7 lead and led by eight at halftime. But it was all Badgers in the second half as they came back for the 76-63 win in Chicago.
- 2,700** In the last 2008 regional final, Memphis completed the No. 1-seed sweep by defeating No. 2-seed Texas, 85-67, March 30 in Houston. It was the first time all four No. 1 seeds advanced to the Final Four.
- 2,800** In the 14th game played of the first round March 19, 2010, No. 2-seed Ohio State handled UC Santa Barbara, 68-51. The Midwest region game was played in Milwaukee.
- 2,900** In the 2011 championship game played in Houston April 4, No. 3-seed UConn won, 53-41, over Butler, which was making its second straight appearance in the title game.
- 3,000** In the 13th game of 16 Friday second-round games March 22, 2013, No. 7-seed San Diego State defeated No. 10-seed Oklahoma, 70-55, in a South region game in Philadelphia.

Tournament History

- 1939** The first National Collegiate men's basketball tournament was held. For the first 12 years, district playoffs often were held with the winner entering an eight-team field for the championship. The district games were not considered a part of the tournament. The winners of the East and West regionals were the only two teams to advance to the final site.
During the title game, the championship trophy was sitting on a table next to the court when Oregon's Bobby Anet dove for a loose ball and knocked the trophy over, splitting it in half. Oregon went on to win the game and both halves of the trophy.
- 1940** The National Association of Basketball Coaches held its annual convention at the site of the national finals for the first time. It has been held in conjunction with the tournament ever since.
- 1946** The championship game was televised locally for the first time in New York City by WCBS-TV as Oklahoma State defeated North Carolina, 43-40. The initial viewing audience was estimated to be 500,000.
This was the first time four teams advanced to the final site. With only Eastern and Western regionals, the two regional champions played for the national title while the regional runners-up played for third place.
- 1950** CCNY became the only team to win both national postseason tournaments: the NCAA tournament and the National Invitational Tournament (NIT).
- 1951** The field was expanded to 16 teams, with 10 conference champions qualifying automatically for the first time. Those 10 conferences were: Big Seven (Big Eight), Big Ten, Border, Eastern (Ivy), Missouri Valley, Mountain States (also known as Skyline), Pacific Coast (Pac 12), Southeastern, Southern and Southwest.
- 1952** Tournament games were televised regionally for the first time.
The number of regional sites was changed from two to four, with the four winners advancing to the finals. This change led to the first true Final Four as the national semifinals and national final format began.
- 1953** The bracket was expanded from 16 teams to 22 and fluctuated between 22 and 25 teams until 1974.
Teams were limited to one national postseason tournament. No longer could teams play in both the NCAA tournament and the National Invitation Tournament (NIT).
- 1954** The Tuesday-Wednesday format for the semifinals and the final game was changed to Friday-Saturday.
The championship game was televised nationally for the first time as La Salle defeated Bradley, 92-76, in Kansas City, Missouri.
- 1957** The largest media group to date assembled for the championship game in Kansas City, Missouri. Coverage included an 11-station television network, 64 newspaper writers and live radio broadcasts on 73 stations in 11 states.
- 1963** A contract to run through 1968 was worked out with Sports Network for the championship game to be televised nationally. Television rights totaled \$140,000.

For the first time, sites for the tournament competition were selected two years in advance.

- 1966** Net income for the entire tournament exceeded \$500,000 for the first time.
A television-blackout provision requiring a 48-hour advance sellout was adopted.
- 1969** The Friday-Saturday format for the semifinals and the final game was changed to Thursday-Saturday.
NBC was selected to televise the championship at television rights totaling \$547,500, exceeding \$500,000 for the first time. The tournament's net income of \$1,032,915 was the first time above the million-dollar mark.
- 1971** NBC recorded the largest audience ever for a basketball network telecast during the semifinals as 9,320,000 homes saw the game.
- 1973** The Thursday-Saturday format for the semifinals and the championship game was changed to Saturday-Monday.
Television rights totaled \$1,165,755, exceeding \$1 million for the first time. NBC reported that the championship game was the highest-rated basketball telecast of all time. The contest received a rating of 20.5 and was seen by 13,580,000 television households reaching a total audience of 39 million people. Also for the first time, the championship game was televised in prime time.
TVS, with the approval of NBC, agreed to televise those games not carried by NBC for a two-year period at the rights fee of \$65,000 per year.
First-round byes were determined on the basis of the conference's won-lost record during the past 10 years in NCAA tournament play.
The first public draw to fill oversubscribed orders for Final Four game tickets was administered by the committee for the 1974 championship.
- 1974** The bracket rotation was changed for the first time, eliminating East versus West bracketing in effect since 1939. East played West and Mideast played Midwest in the national semifinals.
The Eastern College Athletic Conference was divided to receive multiple automatic-qualification berths in the tournament.
- 1975** A 32-team bracket was adopted and one team other than the conference champion could be chosen at large from the same conference for the first time.
Locker rooms were opened to media representatives after a 10-minute cooling-off period.
The term "Final Four" first appeared in an NCAA publication, the 1975 Official Collegiate Basketball Guide. On Page 5 in the National Preview-Review section written by Ed Chay of the Cleveland Plain Dealer, Chay wrote, "Outspoken Al McGuire of Marquette, whose team was one of the final four in Greensboro, was among several coaches who said it was good for college basketball that UCLA was finally beaten." The first time Final Four was capitalized was in the 1978 basketball guide.
- 1976** The rights for the NCAA Radio Network were awarded to Host Communications, Inc., of Lexington, Kentucky.
Regional third-place games were eliminated.




Photo by Rich Clarkson/NCAA Photos

Indiana guard Quinn Buckner (21) helped lead the Hoosiers past Michigan, 86-68, in the 1976 championship game. Both teams were from the Big Ten Conference, marking the first time that two teams from the same league played in the national title game.

- For the first time, two teams from the same conference (Big Ten) played in the national championship game, with Indiana defeating Michigan.
- 1977** NBC televised 23 hours and 18 minutes of tournament programming.
- 1978** A seeding process was used for the first time for individual teams. A maximum of four automatic-qualifying conference teams were seeded in each of the four regional brackets. These teams were seeded based on their respective conferences' won-lost percentages in tournament play during the past five years. At-large seeding in each region was based on current won-lost records, strength of schedule and eligibility status of student-athletes for postseason competition. These seeds were not made public. The next year, the bracket included the seeds.
- NBC televised the four regional championship games and a first-round double-header on Saturday and Sunday.
- NCAA Productions began producing first- and second-round and selected regional semifinal games and airing them in the regions of the participating teams.
- The first public drawing of Final Four game tickets was held. There were approximately 70,000 requests for 10,000 available tickets.
- Complimentary tickets for all NCAA championships were eliminated.
- 1979** The bracket was expanded to 40 teams and all teams were seeded for the first time. The 16 conferences with the best won-lost records during the previous five years of championship play received byes into the second round. Eight additional byes were available to independents, second conference teams and champions of other conferences.
- NBC received a record one-game rating with a 24.1 in Michigan State's national championship victory over Indiana State. The 38 share and the 18 million homes viewing were both records at the time.
- Three-man officiating crews were assigned for all tournament games.
- 1980** The bracket was expanded to 48 teams, which included 24 automatic qualifiers and 24 at-large teams. The top 16 seeds received byes to the second round.
- The limit of two teams from the same conference being allowed in the tournament was lifted. This gave the committee maximum flexibility to balance the bracket as well as to select the best possible at-large entrants.
- ESPN began telecasting nationally the games that were being produced by NCAA Productions. ESPN continued its coverage of early-round games through the 1990 tournament.
- 1981** Principles for the seeding and placement of teams to develop a balanced tournament bracket were implemented. They included establishing 12 levels that transcended each of the four regions; dividing each region into three sections with four levels each; limiting to one the number of conference teams that could be placed in each regional section; and placing teams in their geographical area or on their home court if doing so did not compromise the first three principles.
- A computer ranking system, the Rating Percentage Index or RPI, was used as an aid in evaluating teams for at-large selections and seeding.
- It became policy that "no more than 50 percent of the tournament berths shall be filled by automatic qualifiers."
- For the first time, the NCAA registered a trademark for the term "Final Four," with a stated first use of 1978.
- The championship game between Indiana and North Carolina was almost postponed. Earlier in the day, President Ronald Reagan was wounded in an assassination attempt and was taken to George Washington University Hospital. The championship game could not be played the next night because The Spectrum in Philadelphia was scheduled to host the 76ers in an NBA playoff game. Not until Dr. Dennis O'Leary announced that Reagan was out of danger did it clear the way for NCAA officials to decide to play the title game as scheduled.
- Virginia defeated LSU in the last third-place game conducted at the Final Four site.
- 1982** CBS was awarded the television rights for 16 exposures to the championship for three years.
- The selection show was shown on live national television for the first time.
- North Carolina's national championship win against Georgetown received a 21.6 rating and was the 11th-ranked prime-time program for that week. CBS also achieved second-round record ratings with an 11.8 rating and 27 share Saturday, and an 11.3 rating and 28 share Sunday.
- Host Communications, Inc., and the CBS Radio Network co-produced the NCAA Radio Network.
- Besides a championship game that was remembered for North Carolina freshman Michael Jordan hitting a 16-foot game-winning jumper over Georgetown, the Final Four was also the first to be held in a dome -- the Superdome in New Orleans.
- 1983** An opening round was added that required the representatives of eight automatic-qualifying conferences to compete for four positions in the 52-team tournament bracket. This concept permitted the committee to retain a 48-team bracket evenly balanced with 24 automatic qualifiers and 24 at-large selections, yet award automatic qualification to each of the 28 conferences that received it the year before. The 16 top-seeded teams received byes to the second round.
- The current format in which the tournament starts the third weekend in March, with regional championships on the fourth Saturday and Sunday, and the national semifinals and final the following Saturday and Monday, was established.
- North Carolina State's national championship victory over Houston attracted what then was a record 18.6 million homes to the CBS telecast. The game had a 22.3 rating (third best) and a 32 share. It was the fifth-ranked prime-time television program for that week.
- A national semifinal record also was set in Houston's victory over Louisville. The game had a 17.8 rating and was viewed by 14,800,000 homes on CBS. It was determined that the Final Four site must have a minimum of 17,000 seats.
- 1984** One additional opening-round game was established, requiring 10 automatic-qualifying conferences to compete for five positions in the 53-team bracket that included 24 automatic qualifiers and 24 at-large selections.
- For the first time, awards were presented to all participating teams in the championship.
- 1985** The tournament bracket was expanded to include 64 teams, which eliminated all first-round byes.
- The committee realigned each region and renamed the Mideast region the Southeast region. Specifically, the Southern and Mid-Eastern conferences were moved from the East to the Southeast region; the Big Ten, Mid-American and Southwestern conferences moved from the Southeast to the Midwest; the Metro and Trans America conferences were moved from the Midwest to the Southeast, and the Southland and Southwest conferences were moved from the Midwest to the West region.
- The number of automatic qualifiers was capped at 30 for a five-year period (1986-90).
- CBS had a record 19.8 million homes view Villanova's national championship victory over Georgetown. The game attracted a 23.3 rating (second best) and a 33 share, and was the second-rated prime-time program on television for that week.
- The East regional championship game (Georgetown defeated Georgia Tech) set television records for that level of tournament competition with a 12.6 rating, a 32 share and 10.7 million homes tuned to CBS.
- The NCAA Radio Network reached an all-time high radio audience for any sports event when the Villanova-Georgetown game attracted 21 million listeners.
- CBS began a second three-year contract that included 19 exposures.
- 1986** CBS televised 40 hours, 51 minutes of tournament programming.
- The NCAA Radio Network included a record 426 stations, including 92 of the top 100 markets.
- The bracketing policy was changed so two teams from the same conference could not compete against each other before the regional semifinals.
- It became policy that all regional competition be played at neutral sites and hosting institutions must play in another region.
- Three separate three-man officiating crews were assigned to the two national semifinals and the championship final.
- The NCAA conducted its first random, computerized drawing for the general public's allotment of Final Four tickets.
- 1987** The National Association of Basketball Coaches reaffirmed its endorsement of the policy that permits an institution to participate on its home court in the first and second rounds of competition.
- Policy was changed to prohibit teams from the same conference from competing against each other before the regional championship game.
- Championship team members were awarded 10-karat gold rings, while the other three teams in the Final Four received silver rings.
- All 64 teams selected for the championship were subject to drug testing for the first time.
- At the end of the CBS telecast of the championship game, a song written by David Barrett titled "One Shining Moment" accompanied a montage of tournament action for the first time.
- 1988** CBS began a third three-year contract. All regional semifinal games were televised in prime time.
- Separate three-man officiating crews were assigned to all competition at regional and national championship sites.
- 1989** The NCAA Executive Committee expanded a moratorium enacted in 1984 limiting the bracket to 30 automatic-qualifying conference champions and 34 at-large teams through the 1998 championship.
- NCAA Executive Regulation 1-6-(b)-1 was amended to strengthen criteria governing automatic qualification for conferences.
- Bracket rotation was established, with East vs. West, Midwest vs. Southeast in 1989; Southeast vs. West, East vs. Midwest in 1990, and West vs. Midwest, Southeast vs. East in 1991.
- Awards for the national runner-up were presented in the dressing room immediately after the championship game.
- Host Communications, Inc., began a three-year contract for rights to the NCAA Radio Network and programs for all sites.
- Neutral courts were used in all rounds of the championship for the first time.
- After determining that three of the next four Final Four host facilities should have a minimum capacity of 30,000, the committee selected Charlotte, Seattle, The Meadowlands and Indianapolis to host in 1994, 1995, 1996 and 1997.
- 1990** The general public was limited to purchasing two tickets to future Final Fours.
- The basketball committee defined "home court" as an arena in which a team has played more than 50 percent of its home regular-season schedule, excluding conference tournament games.
- The NCAA Executive Committee approved a "play-in" concept to identify the 30 automatic-qualifying conferences in December 1989. The Rating Percentage Index



Photo by Rich Clarkson/NCAA Photos

In 1994, President Bill Clinton became the first sitting president to attend the Final Four, where he watched his home state Arkansas team win the NCAA title. After the game, Clinton congratulated the team and coach Nolan Richardson in the locker room.

(RPI) administered by the NCAA was computed for the nonconference schedules of all eligible conferences. Those with the lowest ranking competed for the available automatic-qualifying positions. The play-in was implemented in 1991 with 33 eligible conferences. Six conference representatives played for three automatic-qualifying berths in the 64-team bracket.

For the first time, the RPI was updated daily during the selection meetings. Previously, the RPI was updated only once through the night before the meetings began and used throughout the selection process.

1991 CBS Sports began a seven-year contract for \$1 billion, which included live coverage of all sessions of the championship.

The NCAA began a new system for distributing championship revenue to the membership. The system was based upon sports sponsorship, grants-in-aid, and basketball performance, and also included funding for academic enhancement and special assistance to student-athletes. The basketball fund was based on each conference's performance during a rolling six-year period.

The definition of "home court" was further defined to exclude from hosting arenas in which teams played more than three games of a regular-season schedule, excluding conference tournaments.

A play-in was conducted between the six lowest-rated conferences from the previous year's RPI since 33 conferences were eligible for automatic qualification. Game results were as follows: Saint Francis (Pennsylvania) (Northeast Conference) defeated Fordham (Patriot League), 70-64; Louisiana-Monroe (Southland) defeated Florida A&M (Mid-Eastern), 87-63; and Coastal Carolina (Big South) defeated Jackson State (Southwestern), 86-75.

Only 29 automatic berths were given instead of 30 because Missouri won the Big Eight conference tournament and was ineligible for the NCAA tournament.

1992 Duke won its second consecutive national championship, the first team to successfully defend its title since UCLA in 1973.

1993 A minimum facility seating capacity of 12,000 for first and second rounds and regionals was established.

The basketball committee selected San Antonio; St. Petersburg, Florida; Indianapolis; Minneapolis; and Atlanta to host the Final Four in 1998 through 2002. All the facilities had capacities in excess of 30,000.

1994 For the first time, all 100 of the top 100 markets in the country received the radio play-by-play broadcast of the Final Four. This included a record 488 stations.

President Bill Clinton became the first sitting president to attend the tournament, when he was present at the Midwest regional championship game in Dallas and the national semifinals and final in Charlotte, North Carolina.

The use of combined shot clocks/game clocks was required at all sites.

The committee agreed to attempt to assign the top four seeds in each region away from a site that may create a "home-crowd advantage" for their opponents. The committee recognized that it could be necessary to move lower-seeded teams from their natural regions in order to accomplish this.

The weighing of the three factors composing the Rating Percentage Index (RPI), Division I winning percentage, opponents' winning percentage and opponents' opponent's winning percentage, was adjusted from 20-40-40 to 25-50-25. Factor IV was introduced to produce an adjusted RPI. It was based on a team's "good" wins, "bad" losses and nonconference scheduling.

1995 The existing CBS Sports contract was replaced with a new agreement for \$1.725 billion extending through the 2002 championship.

1996 The NCAA created the first online computer page for the men's Final Four.

Pool reporters were permitted under specified conditions to interview game officials after games.

Participating institutions' seating locations were moved closer to midcourt and nearer to the playing floor.

1997 Bracketing policies were changed so that once the highest-seeded team from a conference is assigned to a region, only the eighth team selected from that conference may be placed in that region.

The NCAA's online computer page was expanded to include preliminary rounds.

1998 Competition at all three sites within each region began being conducted on the same days of the week and tournament hosts' teams were permitted to play on the days they are hosting.

The name of the Southeast Region was changed to the South Region.

The basketball committee continued selecting Final Four host facilities with a minimum seating capacity of 30,000, when it picked New Orleans, San Antonio, St. Louis, Indianapolis and Atlanta to host from 2003 to 2007.

1999 Bracketing policies were changed so that, once the highest-seeded team from a conference is assigned to a region, only the sixth team from that conference may be placed in that region.

The NCAA signed a new 11-year agreement with CBS Sports, commencing with the 2003 championship. The agreement, which was for a minimum of \$6 billion, included rights to television (over-the-air, cable, satellite, digital and home video), marketing, game programs, radio, Internet, fan festivals and licensing (excluding concessionaire agreements).

In its continuing effort to combat the effects of gambling, the committee began conducting background checks on game officials. The NCAA checked 50 officials randomly selected from among the 96 who worked the previous year's tournament.

2000 The NCAA and the Illinois High School Association formed the "March Madness Athletic Association" and applied for trademark registration for the term "March Madness." The registration was granted in 2001.

2001 Inasmuch as 31 conferences were eligible for automatic qualification, the committee agreed to conduct an opening-round game the Tuesday before the first/second rounds, pitting teams seeded Nos. 64 and 65.

The National Network (TNN) telecast the opening-round game.

For the first time, the NCAA registered a trademark for the term "Big Dance," with a stated first use of 2000.

2002 Championship-, first- and second-round sites were no longer assigned to specific regions. Rather, the committee had the flexibility to assign four-team pods to sites near the teams' natural geographic areas, if possible.

The committee eliminated the bracketing provision that, once the highest-seeded team from a conference was assigned to a region, only the sixth team from that conference could be placed in that region.

CBS expanded its live selection show to one hour.

ESPN televised the opening-round game for the first time.

First-/second-round sites in non-domed stadiums drew 99.5 percent of capacity, an all-time record at the time.

During the selection meeting, for the first time, each committee member had the use of an individual computer for researching and evaluating teams.

2003 Westwood One assumed administration of the tournament's radio rights.

The committee set the minimum Final Four seating capacity at 40,000 and picked San Antonio, Detroit, Indianapolis and Houston to host from 2008 to 2011.

2004 Rather than using the traditional annual rotation of Final Four semifinals pairings (i.e., West vs. East, South vs. Midwest), the committee assigned the pairings during selection weekend. The top No. 1 seed's region was assigned to meet the fourth No. 1 seed's region and the second No. 1 seed's region met the third No. 1 seed's region.

Directional regional site designations (i.e., East, South, Midwest, West) were dropped. Instead, regional sites were known by the city in which the games were played (e.g., Atlanta regional).

2005 Culminating a four-year study, the committee revised the RPI formula to give additional weight to playing on the road. The new formula weighed road victories and home losses at 1.4; home victories and road losses at .6; and neutral-site victories

and losses at 1.0. The new weighting system affected only Factor I of the RPI. Factor IV was eliminated.

CBS began a two-year deal with CSTV.com for exclusive Internet video streaming rights for out-of-market game coverage of the first 58 games of the tournament.

The committee revised the bracketing principles to permit two teams from the same conference to meet each other before the regional final if the conference had more than eight teams selected for the championship.

Attendance at first-/second-round and regional sites was 98.4 percent of the facilities' capacity, an all-time record. Arenas other than domes were filled to 99.9 percent of capacity, also a record.

2006 The official RPI was released to the public for the first time February 1, 2006, when the Rating Percentage Index appeared on the NCAA website: ncaasports.com.

The committee revised the bracketing principles so that if it is unable to reconcile the bracket after exhausting all possible options, it has the flexibility to permit two teams from the same conference to meet each other after the first round, if the conference has more than five participants.

2007 The committee returned to geographical regional site designations rather than identifying the sites by the host city, as it did from 2004-06. Regional sites were referred to as East, South, Midwest and West, rather than East Rutherford, San Antonio, St. Louis and San Jose.

In response to tremendous traffic resulting in 19 million video streams and five million visits in 2006, CBS Sportsline doubled its bandwidth capacity for March Madness on Demand, which offers free live Internet streams of each game of the first three rounds of the championship.

CSTV's coverage was expanded to include live broadcasts of two first-round games, pregame and postgame previews and recaps on all competition dates, and video streaming of postgame press conferences that are archived at www.ncaasports.com. In addition, CSTV aired live programming during open practice day at the Final Four, aired a National Championship Pregame Show live from the Georgia Dome, and provided coverage to ancillary events such as Hoop City, My CokeFest and The Big Dance at Centennial Olympic Park.

2008 For the first time in tournament history, all four No. 1 seeds advanced to the Final Four.

The continuing growth in popularity for ancillary events was on display as Hoop City set an all-time attendance record with more than 63,000 visitors during a four-day period, while The Big Dance attracted 167,000 people to the streets of San Antonio. For the first time, the NABC College All-Star Game was held at the same venue as the Final Four. The game attracted 4,800 fans to the Alamodome.

CBS Sports.com and March Madness on Demand launched a developer platform that allowed more than 200 websites to carry live video of the championship online, including sites such as ESPN.com, Yahoo, Sl.com, YouTube and Facebook. CBS allowed users to watch all 63 games that it telecast during the tournament for the first time, and saw the total number of unique visitors from first-round games through the regional championship games escalate from 1.75 million to 4.33 million.

The committee selected New Orleans, Atlanta, North Texas, Indianapolis and Houston to host Final Fours from 2012 to 2016.

2009 The category of "last 12 games" was eliminated from the official criteria for tournament selection.

For the first time, a U.S. president filled out his bracket on national television as President Barack Obama explained his picks to ESPN's Andy Katz. Obama picked the correct winner with North Carolina.

The Big East Conference became the first league to have three teams seeded No. 1 and the first to send five teams to the Sweet 16.

Basketball legends Earvin "Magic" Johnson and Larry Bird marked the 30th anniversary of the 1979 title game between Michigan State and Indiana State by presenting the game ball before the national championship game.

While usually performed by one of the school bands, for the first time the national anthem was sung by national entertainers at the Final Four: The Temptations.

For the first time, students from each of the Final Four teams could sit at court level. More than 400 students from each school were able to buy seats located behind the basket for less than \$7 a game and could stand and cheer throughout the games without obstructing the view of other spectators.

In Detroit, record crowds attended the Final Four games (145,378), Hoop City (76,000) and The Big Dance (300,000). More than 1,700 participated in the 5K Run/Walk and another 4,000 were part of the Final Four Dribble.

The Final Four telecasts by CBS were distributed to 153 countries around the world and shown on the Armed Forces Network. With Westwood One Radio, the Armed Forces Radio Network, Sirius/XM satellite radio and NCAA online, the games were heard in 170 countries and 150 ships at sea.

2010 The NCAA announced it would exercise a clause in its contract with CBS, signed in 1999, to opt out of the deal in order to sign a new 14-year, \$10.8 billion deal with CBS Sports and Turner Broadcasting. The television, Internet and wireless rights agreement also called for CBS and Turner to collaborate on the NCAA's corporate marketing program. In addition, all tournament games were shown live across the country (on CBS, TBS, TNT and truTV), which was a first in the championship's history. The new agreement included an expansion of the tournament field to 68 teams in 2011. It was the first expansion since the field went from 64 to 65 teams in 2001. A revamped Bracket Town (formerly known as Hoop City) was a five-day fan fest that attracted nearly 53,000 people.



In 2009, President Barack Obama became the first president to fill out the NCAA tournament bracket on television. Obama correctly picked the eventual champion North Carolina Tar Heels as he explained his picks to ESPN's Andy Katz.

Indianapolis-based Butler became the seventh school to advance to the Final Four being hosted in its own city. The games were played in Lucas Oil Stadium. NCAA rules prohibit live animals to be present during tournament games, but Butler's mascot bulldog, Blue II, was granted a special exemption and allowed to attend the festivities. Blue II attended the next year also when Butler advanced to the 2011 Final Four in Houston.

2011 Online and mobile viewers were treated to added features that enhanced the viewing experience. For the first time, March Madness on Demand (MMOD) was available free to iPad and iPhone users in addition to online via NCAA.com. Despite the increased availability of games on TV, total visits to MMOD platforms, including broadband and mobile, were up 63 percent. In addition, more than 13.7 million total hours of streaming video was consumed through the MMOD broadband application and iPad and iPhone apps.

The newly expanded field of 68 teams featured four first-round games, two of which included the last four teams of the overall seed list (Nos. 65-68). The other two games pitted the last four at-large teams selected to the field against each other. It marked the first time in tournament history that the final at-large teams were revealed to the public. The four games constituted the first round of the championship and were branded as the First Four. Games formerly considered first- and second-round games were changed to second- and third-round games.

VCU, a No. 11 seed and a team the Division I Men's Basketball Committee was criticized for selecting as an at-large team, made history by playing in the inaugural First Four and then advancing to the school's first Final Four by winning five straight games. The Rams became the first team to play six games and not play in the title game.

Cincinnati and UConn become the first schools from the same conference to play each before the tournament regionals. UConn won the Big East showdown in the third round and went on to win the NCAA championship.

All 68 teams in the tournament earned a unit in the Basketball Fund, with each advancing institution earning an additional unit leading up to the Final Four.

2012 Working with television partners from Turner and CBS, the Division I Men's Basketball Committee decided that teams advancing from the First Four would be exempt from playing the first game of the first session at a second-round site.

The committee's ranking of the 68 tournament teams, commonly known as the overall seed list, was revealed publicly for the first time.

The Super 10 Fan Selection Committee consisted of contest winners from entrants who submitted videos via the March Madness Facebook page. Winners were flown to Atlanta and spent three days in deliberations regarding the tournament field during the actual selection weekend. The fan committee had access to Nitty Gritty reports and team sheets, which for the first time were released to the public each week during the season.

1,566 media members were credentialed for the Final Four, the most ever.

Games were broadcast internationally via ESPN International to more than 200 countries across the globe. These include Australia, Brazil, Canada, China, Egypt, France, Germany, Greece, India, Israel, Italy, Japan, Mexico, New Zealand, Russia, Saudi Arabia, South Africa, South Korea and Spain.

Photo from ESPN, courtesy of the White House

In addition to its national and global telecast and online availability via March Madness Live, the Final Four had the potential to be viewed by approximately one million U.S. Armed Forces, Department of Defense civilian employees and their families stationed overseas and aboard 140 U.S. Navy ships at sea via the American Armed Forces Radio Network.

President Barack Obama and British Prime Minister David Cameron attended the First Four in Dayton.

2013 In the 2012 Macy's Thanksgiving Day Parade, the NCAA had a float for the first time that officially kicked off the 75th Celebration of March Madness. The float featured Kareem Abdul-Jabbar (Lew Alcindor), David Thompson and Christian Laettner.

Louisville captured its first national championship since 1986 as Luke Hancock became the first non-starter in tournament history to earn Most Outstanding Player honors. Louisville was also inspired by Kevin Ware, who despite suffering a broken leg in the Cardinals' victory over Duke in the regional final in Indianapolis, accompanied his team on the trip to Atlanta for the Final Four. Rick Pitino became the first coach to win championships at two different schools, having previously won a championship at Kentucky.

For the first time in history, the Division II and Division III championship games were played in the same city as the Final Four. More than 6,200 fans watched Amherst defeat Mary Hardin-Baylor in the Division III game, and then better than 7,700 watched Drury rally to beat Metro State in the Division II game. The games were played at Philips Arena in downtown Atlanta.

Wichita State became the first Missouri Valley Conference school to advance to the Final Four since the 1979 Indiana State team led by Larry Bird.

The NCAA celebrated 75 years of March Madness, culminating with the selection of the top 15 players, the top team and top moment in tournament history, as chosen by fan voting on NCAA.com and a panel of experts that included former committee members, the NABC and USBWA.

The NCAA created additional courtside seating for fans at all rounds of the championship, providing fans of the participating teams, specifically family and friends of the coaches and student-athletes, seats closer to the court. Military personnel were also provided with better seats, while other fans were afforded the opportunity to purchase premium seating.

Before 2013, there were only six instances of a No. 15 seed defeating a No. 2 seed, including two in 2012. In 2013, Florida Gulf Coast made its first tournament appearance a memorable one. The Eagles stunned Georgetown and San Diego State to become the first 15-seed to reach the Sweet 16.

For the fourth time in five years, there were 10 occurrences of a lower-seeded team defeating a higher-seeded team in the round of 64. In addition to Florida Gulf Coast's win, one 14-seed, a 13, three 12s, an 11-seed, a 10 and two No. 9s advanced to the third round. Since the field expanded to 64 teams in 1985, the 2013 tournament marked only the second time that at least one team seeded 9th, 10th, 11th, 12th, 13th, 14th and 15th won a tournament game. The other year was 1991.

2014 The new principles allow for teams from the same conference to meet as early as the round of 32 if they only played each other once during the season, to include the conference tournament. If the teams played twice, they may not meet until the Sweet 16, and if they played three times, they may not play until the regional final. In addition, the top four teams from a conference shall be in separate regions, if they are seeded on the first four lines (top 16 seeds).

Connecticut won its fourth national title -- all since 1999 -- by becoming the first seventh-seeded team to capture the championship. Led by Most Outstanding Player Shabaaz Napier, the Huskies escaped Saint Joseph's in the round of 64, winning in overtime. UConn then upset second-seeded Villanova to get to the Sweet 16, where it knocked off third-seeded Iowa St. and fourth-seeded Michigan St. to win the East Regional and reach the Final Four. In the national semifinals, the Huskies rallied from an early 12-point deficit to beat Florida, the tournament's overall top seed. Connecticut never trailed in the title game, holding off Kentucky, 60-54 to give former player Kevin Ollie a championship in his first tournament as UConn's head coach.

UConn was a No. 7 seed in the East Regional, while Kentucky was the No. 8 seed in the Midwest. The combined seed total (15) for the championship game was the highest in tournament history, easily breaking the record of 11 when third-seeded Connecticut beat No. 8 Butler in the 2011 championship game.

The two-session North Texas Final Four attendance totaled 158,682 fans in AT&T Stadium, setting the record for the highest ever attendance and surpassing the 2013 Final Four in Atlanta by 9,006 fans. This year marked the highest attended national championship game with 79,238 fans, exceeding the previous record, also Atlanta in

2013, by 4,912 fans. It also marks the highest attended semifinals in tournament history with 79,444 fans, besting the previous record from the 2011 Final Four at Reliant Stadium in Houston by 4,023 fans. In total, 739,189 fans attended the 36 sessions of the 2014 Division I Men's Basketball tournament.

A record-breaking 1,829 media credentials were issued for the Final Four.

For the first time, the national semifinals were carried on cable television as Turner's TBS Network carried Saturday's Final Four games. The two games (Kentucky-Wisconsin and Connecticut-Florida) were the two most viewed college basketball games in cable television history, with 16.3 million watching the second game (Kentucky edging Wisconsin) and 11.7 watching the first game. Nearly 40 million people watched CBS's telecast of the national championship game.

In addition to the record-breaking television audience, more people tuned in using NCAA March Madness Live. Across online and mobile (tablets and smart phones) platforms, the two semifinal games netted 3.8 million live streams for an increase of 76 percent over last year. The doubleheader also combined to register more than one million hours of live video consumed, up 37 percent over 2013. Over the course of the tournament, 9.9 million unique viewers (up 9 percent from 2013) streamed 70 million live video streams (up 42 percent from 2013). A total of 15.1 million live hours were watched (up 7 percent from 2013). The NCAA March Madness Live app was downloaded more than 4.5 million times. According to Social Guide, the National Semifinals tallied more than 1.8 million tweets -- that were seen by nearly 200 million followers -- for a 36 percent increase over last year. NCAA Final Four social media accounts saw a 39 percent growth in social media audience to approximately 1.3 million people, and recorded approximately 43.2 million impressions during the entire Final Four, including the national championship game.

Team-By-Team Won-Lost Records

By Coach, 1939-2014

(312 Teams)

AIR FORCE

	Yrs.	W	L	CH	2d	3d%	4th	RR
Bob Spear (DePauw 1941) 1960, 62.....	2	0	2	0	0	0	0	0
Joe Scott (Princeton 1987) 2004.....	1	0	1	0	0	0	0	0
Jeff Bzdelic (Ill.-Chicago 1976) 2006.....	1	0	1	0	0	0	0	0
TOTAL	4	0	4	0	0	0	0	0

AKRON

Bob Huggins (West Virginia 1977) 1986....	1	0	1	0	0	0	0	0
Keith Dambrot (Akron 1982) 2009, 11, 13..	3	0	3	0	0	0	0	0
TOTAL	4	0	4	0	0	0	0	0

ALABAMA*

C.M. Newton (Kentucky 1952) 1975, 76....	2	1	2	0	0	0	0	0
Wimp Sanderson (North Ala. 1959) 1982, 83, 84, 85, 86, 87*, 89, 90, 91, 92...	10	12	10	0	0	0	0	0
David Hobbs (VCU 1971) 1994, 95.....	2	2	2	0	0	0	0	0
Mark Gottfried (Alabama 1987) 2002, 03, 04-RR, 05, 06.....	5	5	5	0	0	0	0	1
Anthony Grant (Dayton 1987) 2012.....	1	0	1	0	0	0	0	0
TOTAL	20	20	20	0	0	0	0	1

ALABAMA A&M

L. Vann Pettaway (Alabama A&M 1980) 2005.....	1	0	1	0	0	0	0	0
TOTAL	1	0	1	0	0	0	0	0

UAB

Gene Bartow (Truman 1953) 1981, 82-RR, 83, 84, 85, 86, 87, 90, 94.....	9	6	9	0	0	0	0	1
Murry Bartow (UAB 1985) 1999.....	1	0	1	0	0	0	0	0
Mike Anderson (Tulsa 1982) 2004, 05, 06..	3	3	3	0	0	0	0	0
Mike Davis (Alabama 1983) 2011.....	1	0	1	0	0	0	0	0
TOTAL	14	9	14	0	0	0	0	1

ALABAMA ST.

Rob Spivery (Ashland 1972) 2001, 04.....	2	0	2	0	0	0	0	0
Lewis Jackson (Alabama St. 1984) 2009, 11..	2	0	2	0	0	0	0	0
TOTAL	4	0	4	0	0	0	0	0

ALBANY (NY)

Will Brown (Dowling 1995) 2006, 07, 13, 14.....	4	0	4	0	0	0	0	0
TOTAL	4	0	4	0	0	0	0	0

ALCORN

Davey L. Whitney (Kentucky St. 1953) 1980, 82, 83, 84, 99, 2002.....	6	3	6	0	0	0	0	0
TOTAL	6	3	6	0	0	0	0	0

AMERICAN

Jeff Jones (Virginia 1982) 2008, 09.....	2	0	2	0	0	0	0	0
Mike Brennan (Princeton 1994) 2014.....	1	0	1	0	0	0	0	0
TOTAL	3	0	3	0	0	0	0	0

APPALACHIAN ST.

Bobby Cremins (South Carolina 1970) 1979.....	1	0	1	0	0	0	0	0
Buzz Peterson (North Carolina 1986) 2000.....	1	0	1	0	0	0	0	0
TOTAL	2	0	2	0	0	0	0	0

ARIZONA*

Fred Enke (Minnesota 1921) 1951.....	1	0	1	0	0	0	0	0
Fred Snowden [Wayne St. (MI) 1958] 1976-RR, 77.....	2	2	2	0	0	0	0	1
Lute Olson (Augsburg 1957) 1985, 86, 87, 88-T3d, 89, 90, 91, 92, 93, 94-T3d, 95, 96, 97-CH, 98-RR, 99*, 2000, 01-2d, 02, 03-RR, 04, 05-RR, 06, 07.....	23	39	22	1	1	2	0	3
Kevin O'Neill (McGill 1979) 2008*.....	1	0	1	0	0	0	0	0
Russ Pennell (Pittsburg St. 1989) 2009.....	1	2	1	0	0	0	0	0
Sean Miller (Pittsburgh 1992) 2011-RR, 13 14-RR.....	3	8	3	0	0	0	0	2
TOTAL	31	51	30	1	1	2	0	6

ARIZONA ST.

Ned Wulk (Wis.-La Crosse 1942) 1958, 61-RR, 62, 63-RR, 64, 73, 75-RR, 80, 81....	9	8	10	0	0	0	0	3
Bill Frieder (Michigan 1964) 1991, 95.....	2	3	2	0	0	0	0	0
Rob Evans (New Mexico St. 1968) 2003.....	1	1	1	0	0	0	0	0
Herb Sendek (Carnegie Mellon 1985) 2009, 14.....	2	1	2	0	0	0	0	0
TOTAL	14	13	15	0	0	0	0	3

Yrs. W L CH 2D 3d% 4th RR

ARKANSAS

Eugene Lambert (Arkansas 1929) 1945- T3d, 49-RR.....	2	2	2	0	0	1	0	1
Glen Rose (Arkansas 1928) 1941-T3d, 58... Eddie Sutton (Oklahoma St. 1958) 1977, 78-3d, 79-RR, 80, 81, 82, 83, 84, 85.....	9	10	9	0	0	1	0	1
Nolan Richardson (UTEP 1965) 1988, 89, 90-T3d, 91-RR, 92, 93, 94-CH, 95-2d, 96, 98, 99, 2000, 01.....	13	26	12	1	1	1	0	1
Stan Heath (Eastern Mich. 1988) 2006, 07..	2	0	2	0	0	0	0	0
John Pelphrey (Kentucky 1992) 2008.....	1	1	1	0	0	0	0	0
TOTAL	29	40	29	1	1	4	0	3

UALR

Mike Newell (Sam Houston St. 1973) 1986, 89, 90.....	3	1	3	0	0	0	0	0
Steve Shields (Baylor 1988) 2011.....	1	0	1	0	0	0	0	0
TOTAL	4	1	4	0	0	0	0	0

ARK.-PINE BLUFF*

George Ivory (Mississippi Val. 1988) 2010*	1	1	1	0	0	0	0	0
TOTAL	1	1	1	0	0	0	0	0

ARKANSAS ST.

Dickey Nutt (Oklahoma St. 1982) 1999.....	1	0	1	0	0	0	0	0
TOTAL	1	0	1	0	0	0	0	0

AUBURN

Sonny Smith (Milligan 1958) 1984, 85, 86-RR, 87, 88.....	5	7	5	0	0	0	0	1
Cliff Ellis (Florida St. 1968) 1999, 2000, 03.....	3	5	3	0	0	0	0	0
TOTAL	8	12	8	0	0	0	0	1

AUSTIN PEAY*

Lake Kelly (Georgia Tech 1956) 1973*, 74, 87.....	3	2	4	0	0	0	0	0
Dave Loos (Memphis 1970) 1996, 2003, 08..	3	0	3	0	0	0	0	0
TOTAL	6	2	7	0	0	0	0	0

BALL ST.

Steve Yoder (Ill. Wesleyan 1962) 1981.....	1	0	1	0	0	0	0	0
Al Brown (Purdue 1964) 1986.....	1	0	1	0	0	0	0	0
Rick Majerus (Marquette 1970) 1989.....	1	1	1	0	0	0	0	0
Dick Hunsaker (Weber St. 1977) 1990, 93.....	2	2	2	0	0	0	0	0
Ray McCallum (Ball St. 1983) 1995, 2000....	2	0	2	0	0	0	0	0
TOTAL	7	3	7	0	0	0	0	0

BAYLOR

R.E. "Bill" Henderson (Howard Payne 1925) 1946-RR, 48-2d, 50-4th.....	3	3	5	0	1	0	1	1
Gene Iba (Tulsa 1963) 1988.....	1	0	1	0	0	0	0	0
Scott Drew (Butler 1993) 2008, 10-RR, 12-RR, 14.....	4	8	4	0	0	0	0	2
TOTAL	8	11	10	0	1	0	1	3

BELMONT

Rick Byrd (Tennessee 1976) 2006, 07, 08, 11, 12, 13.....	6	0	6	0	0	0	0	0
TOTAL	6	0	6	0	0	0	0	0

BINGHAMTON

Kevin Broadus (Bowie St. 1990) 2009.....	1	0	1	0	0	0	0	0
TOTAL	1	0	1	0	0	0	0	0

BOISE ST.

Doran "Bus" Connor (Idaho St. 1955) 1976.....	1	0	1	0	0	0	0	0
Bob Dye (Idaho St. 1962) 1988, 93, 94.....	3	0	3	0	0	0	0	0
Greg Graham (Oregon 1978) 2008.....	1	0	1	0	0	0	0	0
Leon Rice (Washington St. 1986) 2013.....	1	0	1	0	0	0	0	0
TOTAL	6	0	6	0	0	0	0	0

BOSTON COLLEGE

Donald Martin (Georgetown 1941) 1958... Bob Cousy (Holy Cross 1948) 1967-RR, 68..	2	2	2	0	0	0	0	1
Bob Zuffelato (Central Conn. St. 1959) 1975..	1	1	2	0	0	0	0	0
Tom Davis (Wis.-Platteville 1960) 1981, 82-RR.....	2	5	2	0	0	0	0	1
Gary Williams (Maryland 1967) 1983, 85....	2	3	2	0	0	0	0	0
Jim O'Brien (Boston College 1971) 1994-RR, 96, 97.....	3	5	3	0	0	0	0	1
Al Skinner (Massachusetts 1974) 2001, 02, 04, 05, 06, 07, 09.....	7	6	7	0	0	0	0	0
TOTAL	18	22	19	0	0	0	0	3

BOSTON U.

Matt Zunic (George Washington 1942) 1959-RR.....	1	2	1	0	0	0	0	1
---	---	---	---	---	---	---	---	---

THE TOURNAMENT

	Yrs.	W	L	CH	2D	3d%	4th	RR
CLEVELAND ST.								
Kevin Mackey (St. Anselm 1967) 1986.....	1	2	1	0	0	0	0	0
Gary Waters (Ferris St. 1975) 2009.....	1	1	1	0	0	0	0	0
TOTAL	2	3	2	0	0	0	0	0
COASTAL CARO.								
Russ Bergman (LSU 1970) 1991, 93.....	2	0	2	0	0	0	0	0
Cliff Ellis (Florida St. 1968) 2014.....	1	0	1	0	0	0	0	0
TOTAL	3	0	3	0	0	0	0	0
COLGATE								
Jack Bruen (Catholic 1972) 1995, 96.....	2	0	2	0	0	0	0	0
TOTAL	2	0	2	0	0	0	0	0
COLORADO								
Forrest "Frosty" Cox (Kansas 1930) 1940-RR, 42-T3d, 46-RR.....	3	2	4	0	0	1	0	2
Horace "Bebe" Lee (Stanford 1938) 1954, 55-3d.....	2	3	3	0	0	1	0	0
Russell "Sox" Walseth (Colorado 1948) 1962-RR, 63-RR, 69.....	3	3	3	0	0	0	0	2
Ricardo Patton (Belmont 1980) 1997, 2003.....	2	1	2	0	0	0	0	0
Tad Boyle (Kansas 1985) 2012, 13, 14.....	3	1	3	0	0	0	0	0
TOTAL	13	10	15	0	0	2	0	4
COLORADO ST.								
Bill Strannigan (Wyoming 1941) 1954.....	1	0	2	0	0	0	0	0
Jim Williams (Utah St. 1947) 1963, 65, 66, 69-RR.....	4	2	4	0	0	0	0	1
Boyd Grant (Colorado St. 1957) 1989, 90... Dale Layer (Eckerd 1979) 2003.....	2	1	2	0	0	0	0	0
Tim Miles (Mary 1989) 2012.....	1	0	1	0	0	0	0	0
Larry Eustachy (Long Beach St. 1979) 2013..	1	1	1	0	0	0	0	0
TOTAL	10	4	11	0	0	0	0	1
COLUMBIA								
Gordon Ridings (Oregon 1929) 1948-RR....	1	0	2	0	0	0	0	1
Lou Rossini (Columbia 1948) 1951.....	1	0	1	0	0	0	0	0
John "Jack" Rohan (Columbia 1953) 1968.....	1	2	1	0	0	0	0	0
TOTAL	3	2	4	0	0	0	0	1
UCONN*								
Hugh Greer (UConn 1926) 1951, 54, 56, 57, 58, 59, 60.....	7	1	8	0	0	0	0	0
George Wigton (Ohio St. 1956) 1963.....	1	0	1	0	0	0	0	0
Fred Shabel (Duke 1954) 1964-RR, 65, 67.. Donald "Dee" Rowe (Middlebury 1952) 1976.....	3	2	3	0	0	0	0	1
Dom Perno (UConn 1964) 1979.....	1	1	1	0	0	0	0	0
Jim Calhoun (American Int'l 1968) 1990-RR, 91, 92, 94, 95-RR, 96*, 98-RR, 99-CH, 2000, 02-RR, 03, 04-CH, 05, 06-RR, 08, 09-T3d, 11-CH, 12.....	1	0	1	0	0	0	0	0
Kevin Ollie (UConn 1995) 2014-CH.....	1	6	0	1	0	0	0	0
TOTAL	32	58	29	4	0	1	0	6
COPPIN ST.								
Ron Mitchell (Edison 1984) 1990, 93, 97, 2008.....	4	1	4	0	0	0	0	0
TOTAL	4	1	4	0	0	0	0	0
CORNELL								
Royner Greene (Illinois 1929) 1954.....	1	0	2	0	0	0	0	0
Mike Dement (East Carolina 1976) 1988... Steve Donahue (Ursinus 1984) 2008, 09, 10.....	1	0	1	0	0	0	0	0
TOTAL	3	2	3	0	0	0	0	0
CREIGHTON								
Eddie Hickey (Creighton 1927) 1941-RR....	1	1	1	0	0	0	0	1
John "Red" McManus (St. Ambrose 1949) 1962, 64.....	2	3	3	0	0	0	0	0
Eddie Sutton (Oklahoma St. 1958) 1974... Tom Apke (Creighton 1965) 1975, 78, 81... Tony Barone (Duke 1968) 1989, 91.....	1	2	1	0	0	0	0	0
Dana Altman (Eastern N.M. 1980) 1999, 2000, 01, 02, 03, 05, 07.....	3	0	3	0	0	0	0	0
Greg McDermott (UNI 1988) 2012, 13, 14..	2	1	2	0	0	0	0	0
TOTAL	7	2	7	0	0	0	0	0
DARTMOUTH								
Osborne "Ozzie" Cowles (Carleton 1922) 1941-RR, 42-2d, 43-RR.....	3	4	3	0	1	0	0	2
Earl Brown (Notre Dame 1939) 1944-2d.... Alvin "Doggie" Julian (Bucknell 1923) 1956, 58-RR, 59.....	1	2	1	0	1	0	0	0
TOTAL	3	4	3	0	0	0	0	1
DAVIDSON								
Charles "Lefty" Driesell (Duke 1954) 1966, 68-RR, 69-RR.....	3	5	4	0	0	0	0	2
Terry Holland (Davidson 1964) 1970.....	1	0	1	0	0	0	0	0

	Yrs.	W	L	CH	2D	3d%	4th	RR
Bobby Hussey (Appalachian St. 1962) 1986.....								
Bob McKillop (Hofstra 1972) 1998, 2002, 06, 07, 08-RR, 12, 13.....	7	3	7	0	0	0	0	1
TOTAL	12	8	13	0	0	0	0	3
DAYTON								
Tom Blackburn [Wilmington (OH) 1931] 1952.....	1	1	1	0	0	0	0	0
Don Donoher (Dayton 1954) 1965, 66, 67-2d, 69, 70, 74, 84-RR, 85.....	8	11	10	0	1	0	0	1
Jim O'Brien (Saint Joseph's 1974) 1990.... Oliver Purnell (Old Dominion 1975) 2000, 03.....	1	1	1	0	0	0	0	0
Brian Gregory (Oakland 1990) 2004, 09, ... Archie Miller (North Carolina St. 2003) 2014-RR.....	2	0	2	0	0	0	0	0
TOTAL	15	17	17	0	1	0	0	2
DELAWARE								
Steve Steinwedel (Mississippi St. 1975) 1992, 93.....	2	0	2	0	0	0	0	0
Mike Brey (George Washington 1982) 1998, 99.....	2	0	2	0	0	0	0	0
Monte Ross (Winston-Salem 1992).....	1	0	1	0	0	0	0	0
TOTAL	5	0	5	0	0	0	0	0
DELAWARE ST.								
Greg Jackson (St. Paul's 1982) 2005.....	1	0	1	0	0	0	0	0
TOTAL	1	0	1	0	0	0	0	0
DePAUL*								
Ray Meyer (Notre Dame 1938) 1943- T3d, 53, 56, 59, 60, 65, 76, 78-RR, 79-3d, 80, 81, 82, 84.....	13	14	16	0	0	2	0	1
Joey Meyer (DePaul 1971) 1985, 86*, 87*, 88*, 89*, 91, 92.....	7	6	7	0	0	0	0	0
Pat Kennedy [King's (PA) 1976] 2000..... Dave Leitao (Northeastern 1983) 2004.....	1	0	1	0	0	0	0	0
TOTAL	22	21	25	0	0	2	0	1
DETROIT								
Robert Calihan (Detroit 1940) 1962.....	1	0	1	0	0	0	0	0
Dick Vitale (Seton Hall 1962) 1977.....	1	1	1	0	0	0	0	0
Dave "Smokey" Gaines (LeMoyne-Owen 1963) 1979.....	1	0	1	0	0	0	0	0
Perry Watson (Eastern Mich. 1972) 1998, 99.....	2	2	2	0	0	0	0	0
Ray McCallum (Ball St. 1983) 2012.....	1	0	1	0	0	0	0	0
TOTAL	6	3	6	0	0	0	0	0
DRAKE								
Maurice John (Central Mo. 1941) 1969-3d, 70-RR, 71-RR.....	3	5	3	0	0	1	0	2
Keno Davis (Iowa 1995) 2008.....	1	0	1	0	0	0	0	0
TOTAL	4	5	4	0	0	1	0	2
DREXEL								
Eddie Burke (La Salle 1967) 1986.....	1	0	1	0	0	0	0	0
Bill Herrion (Merrimack 1981) 1994, 95, 96.....	3	1	3	0	0	0	0	0
TOTAL	4	1	4	0	0	0	0	0
DUKE								
Harold Bradley (Hartwick 1934) 1955..... Vic Bubas (North Carolina St. 1951) 1960-RR, 63-3d, 64-2d, 66-3d.....	4	11	4	0	1	2	0	1
W.E. "Bill" Foster (Elizabethtown 1954) 1978-2d, 79, 80-RR.....	3	6	3	0	1	0	0	1
Mike Krzyzewski (Army 1969) 1984, 85, 86-2d, 87, 88-T3d, 89-T3d, 90-2d, 91-CH, 92-CH, 93, 94-2d, 96, 97, 98-RR, 99-2d, 2000, 01-CH, 02, 03, 04-T3d, 05, 06, 07, 08, 09, 10-CH, 11, 12, 13-RR, 14.....	30	82	26	4	4	3	0	2
TOTAL	38	99	34	4	6	5	0	4
DUQUESNE								
Charles "Chick" Davies (Duquesne 1934) 1940-T3d.....	1	1	1	0	0	1	0	0
Donald "Dudey" Moore (Duquesne 1934) 1952-RR.....	1	1	1	0	0	0	0	1
John "Red" Manning (Duquesne 1951) 1969, 71.....	2	2	2	0	0	0	0	0
John Cinicola (Duquesne 1955) 1977.....	1	0	1	0	0	0	0	0
TOTAL	5	4	5	0	0	1	0	1
EAST CAROLINA								
Tom Quinn (Marshall 1954) 1972.....	1	0	1	0	0	0	0	0
Eddie Payne (Wake Forest 1973) 1993.....	1	0	1	0	0	0	0	0
TOTAL	2	0	2	0	0	0	0	0
EAST TENN. ST.								
J. Madison Brooks (Louisiana Tech 1937) 1968.....	1	1	2	0	0	0	0	0

	Yrs.	W	L	CH	2D	3d%	4th	RR
Les Robinson (North Carolina St. 1964) 1989, 90.....	2	0	2	0	0	0	0	0
Alan LeForce (Cumberland 1957) 1991, 92.....	2	1	2	0	0	0	0	0
Ed DeChellis (Penn St. 1982) 2003.....	1	0	1	0	0	0	0	0
Murry Bartow (UAB 1985) 2004, 09, 10.....	3	0	3	0	0	0	0	0
TOTAL	9	2	10	0	0	0	0	0
EASTERN ILL.								
Rick Samuels (Chadron St. 1971) 1992, 2001.....	2	0	2	0	0	0	0	0
TOTAL	2	0	2	0	0	0	0	0
EASTERN KY.								
Paul McBrayer (Kentucky 1930) 1953, 59.....	2	0	2	0	0	0	0	0
Jim Baechtold (Eastern Ky. 1952) 1965.....	1	0	1	0	0	0	0	0
Guy Strong (Eastern Ky. 1955) 1972.....	1	0	1	0	0	0	0	0
Ed Byhre (Augustana (SD) 1966) 1979.....	1	0	1	0	0	0	0	0
Travis Ford (Kentucky 1994) 2005.....	1	0	1	0	0	0	0	0
Jeff Neubauer (La Salle 1993) 2007, 14.....	2	0	2	0	0	0	0	0
TOTAL	8	0	8	0	0	0	0	0
EASTERN MICH.								
Ben Braun (Wisconsin 1975) 1988, 91, 96..	3	3	3	0	0	0	0	0
Milton Barnes (Albion 1979) 1998.....	1	0	1	0	0	0	0	0
TOTAL	4	3	4	0	0	0	0	0
EASTERN WASH.								
Ray Giacoletti (Minot St. 1984) 2004.....	1	0	1	0	0	0	0	0
TOTAL	1	0	1	0	0	0	0	0
EVANSVILLE								
Dick Walters (Illinois St. 1969) 1982.....	1	0	1	0	0	0	0	0
Jim Crews (Indiana 1976) 1989, 92, 93, 99.	4	1	4	0	0	0	0	0
TOTAL	5	1	5	0	0	0	0	0
FAIRFIELD								
Mitch Buonaguro (Boston College 1975) 1986, 87.....	2	0	2	0	0	0	0	0
Paul Cormier (New Hampshire 1973) 1997.....	1	0	1	0	0	0	0	0
TOTAL	3	0	3	0	0	0	0	0
FAIRLEIGH DICKINSON								
Tom Green (Syracuse 1971) 1985, 88, 98, 2005.....	4	0	4	0	0	0	0	0
TOTAL	4	0	4	0	0	0	0	0
FLORIDA*								
Norm Sloan (North Carolina St. 1951) 1987*, 88*, 89.....	3	3	3	0	0	0	0	0
Lon Kruger (Kansas St. 1974) 1994-T3d, 95.....	2	4	2	0	0	1	0	0
Billy Donovan (Providence 1987) 1999, 2000-2d, 01, 02, 03, 04, 05, 06-CH, 07-CH, 10, 11-RR, 12-RR, 13-RR, 14-T3rd.	14	35	12	2	1	1	0	3
TOTAL	19	42	17	2	1	2	0	3
FLORIDA A&M								
Mickey Clayton (Florida A&M 1975) 1999..	1	0	1	0	0	0	0	0
Mike Gillespie (DePaul 1974) 2004, 07.....	2	1	2	0	0	0	0	0
TOTAL	3	1	3	0	0	0	0	0
FLA. ATLANTIC								
Sydney Green (UNLV 1983) 2002.....	1	0	1	0	0	0	0	0
TOTAL	1	0	1	0	0	0	0	0
FGCU								
Andy Enfield (Johns Hopkins 1991) 2013..	1	2	1	0	0	0	0	0
TOTAL	1	2	1	0	0	0	0	0
FIU								
Bob Weltlich (Ohio St. 1967) 1995.....	1	0	1	0	0	0	0	0
TOTAL	1	0	1	0	0	0	0	0
FLORIDA ST.								
Hugh Durham (Florida St. 1959) 1968, 72-2d, 78.....	3	4	3	0	1	0	0	0
Joe Williams (SMU 1956) 1980.....	1	1	1	0	0	0	0	0
Pat Kennedy (King's (PA) 1976) 1988, 89, 91, 92, 93-RR.....	5	6	5	0	0	0	0	1
Steve Robinson (Radford 1981) 1998.....	1	1	1	0	0	0	0	0
Leonard Hamilton (UT Martin 1971) 2009, 10, 11, 12.....	4	3	4	0	0	0	0	0
TOTAL	14	15	14	0	1	0	0	1
FORDHAM								
John Bach (Fordham 1948) 1953, 54.....	2	0	2	0	0	0	0	0
Richard "Digger" Phelps (Rider 1963) 1971.....	1	2	1	0	0	0	0	0
Nick Macarchuk (Fairfield 1963) 1992.....	1	0	1	0	0	0	0	0
TOTAL	4	2	4	0	0	0	0	0

	Yrs.	W	L	CH	2D	3d%	4th	RR
FRESNO ST.*								
Boyd Grant (Colorado St. 1961) 1981, 82, 84.....	3	1	3	0	0	0	0	0
Jerry Tarkanian (Fresno St. 1956) 2000*, 01.....	2	1	2	0	0	0	0	0
TOTAL	5	2	5	0	0	0	0	0
FURMAN								
Joe Williams (SMU 1956) 1971, 73, 74, 75, 78.....	5	1	6	0	0	0	0	0
Eddie Holbrook (Lenoir-Rhyne 1962) 1980.....	1	0	1	0	0	0	0	0
TOTAL	6	1	7	0	0	0	0	0
GEORGE MASON								
Ernie Nestor (Alderson Broaddus 1968) 1989.....	1	0	1	0	0	0	0	0
Jim Larranaga (Providence 1971) 1999, 2001, 06-T3d, 08, 11.....	5	5	5	0	0	1	0	0
TOTAL	6	5	6	0	0	1	0	0
GEORGE WASHINGTON								
Bill Reinhart (Oregon 1923) 1954, 61.....	2	0	2	0	0	0	0	0
Mike Jarvis (Northeastern 1968) 1993, 94, 96, 98.....	4	3	4	0	0	0	0	0
Tom Penders (UConn 1967) 1999.....	1	0	1	0	0	0	0	0
Karl Hobbs (UConn 1985) 2005, 06, 07.....	3	1	3	0	0	0	0	0
Mike Lonergan (Catholic 1988) 2014.....	1	0	1	0	0	0	0	0
TOTAL	11	4	11	0	0	0	0	0
GEORGETOWN								
Elmer Ripley (No college) 1943-2d.....	1	2	1	0	1	0	0	0
John Thompson (Providence 1964) 1975, 76, 79, 80-RR, 81, 82-2d, 83, 84-CH, 85-2d, 86, 87-RR, 88, 89-RR, 90, 91, 92, 94, 95, 96-RR, 97.....	20	34	19	1	2	0	0	4
Craig Esherick (Georgetown 1978) 2001....	1	2	1	0	0	0	0	0
John Thompson III (Princeton 1988) 2006, 07-T3d, 08, 10, 11, 12, 13.....	7	8	7	0	0	1	0	0
TOTAL	29	46	28	1	3	1	0	4
GEORGIA*								
Hugh Durham (Florida St. 1959) 1983- T3d, 85*, 87, 90, 91.....	5	4	5	0	0	1	0	0
Tubby Smith (High Point 1973) 1996, 97... Jim Harrick (Charleston (WV) 1960) 2001, 02*.....	2	2	2	0	0	0	0	0
Dennis Felton (Howard 1985) 2008.....	1	0	1	0	0	0	0	0
Mark Fox (Eastern N.M. 1991) 2011.....	1	0	1	0	0	0	0	0
TOTAL	11	7	11	0	0	1	0	0
GA. SOUTHERN								
Frank Kerns (Alabama 1957) 1983, 87, 92..	3	0	3	0	0	0	0	0
TOTAL	3	0	3	0	0	0	0	0
GEORGIA ST.								
Bob Reinhart (Indiana 1961) 1991.....	1	0	1	0	0	0	0	0
Charles "Lefty" Driesell (Duke 1954) 2001..	1	1	1	0	0	0	0	0
TOTAL	2	1	2	0	0	0	0	0
GEORGIA TECH								
John "Whack" Hyder (Georgia Tech 1937) 1960-RR.....	1	1	1	0	0	0	0	1
Bobby Cremins (South Carolina 1970) 1985-RR, 86, 87, 88, 89, 90-T3d, 91, 92, 93, 96.....	10	15	10	0	0	1	0	1
Paul Hewitt (St. John Fisher 1985) 2001, 04-2d, 05, 07, 10.....	5	7	5	0	1	0	0	0
TOTAL	16	23	16	0	1	1	0	2
GONZAGA								
Dan Fitzgerald (Cal St. L.A. 1965) 1995.....	1	0	1	0	0	0	0	0
Dan Monson (Idaho 1985) 1999-RR.....	1	3	1	0	0	0	0	1
Mark Few (Oregon 1987) 2000, 01, 02, 03, 04, 05, 06, 07, 08, 09, 10, 11, 12, 13 14.....	15	16	15	0	0	0	0	0
TOTAL	17	19	17	0	0	0	0	1
GREEN BAY								
Dick Bennett (Ripon 1965) 1991, 94, 95....	3	1	3	0	0	0	0	0
Mike Heideman (Wis.-La Crosse 1971) 1996.....	1	0	1	0	0	0	0	0
TOTAL	4	1	4	0	0	0	0	0
HAMPTON								
Steve Merfeld (Wis.-La Crosse 1984) 2001, 02.....	2	1	2	0	0	0	0	0
Bobby Collins (Eastern Ky. 1991) 2006.....	1	0	1	0	0	0	0	0
Edward Joyner Jr. (Johnson C. Smith 1995) 2011.....	1	0	1	0	0	0	0	0
TOTAL	4	1	4	0	0	0	0	0

	Yrs.	W	L	CH	2D	3d%	4th	RR
HARDIN-SIMMONS								
Bill Scott (Hardin-Simmons 1947)								
1953, 57.....	2	0	2	0	0	0	0	0
TOTAL	2	0	2	0	0	0	0	0
HARVARD								
Floyd Stahl (Illinois 1926) 1946-RR.....	1	0	2	0	0	0	0	1
Tommy Amaker (Duke 1987) 2012, 13, 14.....	3	2	3	0	0	0	0	0
TOTAL	4	2	5	0	0	0	0	1
HAWAII								
Ephraim "Red" Rocha (Oregon St. 1950)								
1972.....	1	0	1	0	0	0	0	0
Riley Wallace [Centenary (LA) 1964]								
1994, 2001, 02.....	3	0	3	0	0	0	0	0
TOTAL	4	0	4	0	0	0	0	0
HOFSTRA								
Roger Gaeckler (Gettysburg 1965)								
1976, 77.....	2	0	2	0	0	0	0	0
Jay Wright (Bucknell 1983) 2000, 01.....	2	0	2	0	0	0	0	0
TOTAL	4	0	4	0	0	0	0	0
HOLY CROSS								
Alvin "Doggie" Julian (Bucknell 1923)								
1947-CH, 48-3d.....	2	5	1	1	0	1	0	0
Lester "Buster" Sheary (Catholic 1933)								
1950-RR, 53-RR.....	2	2	3	0	0	0	0	2
Roy Leenig [Trinity (CT) 1942] 1956.....	1	0	1	0	0	0	0	0
George Blaney (Holy Cross 1961) 1977, 80, 93.....	3	0	3	0	0	0	0	0
Ralph Willard (Holy Cross 1967) 2001, 02, 03, 07.....	4	0	4	0	0	0	0	0
TOTAL	12	7	12	1	0	1	0	2
HOUSTON								
Alden Pasche (Rice 1932) 1956.....	1	0	2	0	0	0	0	0
Guy Lewis (Houston 1947) 1961, 65, 66, 67-3d, 68-4th, 70, 71, 72, 73, 78, 81, 82-T3d, 83-2d, 84-2d.....	14	26	18	0	2	2	1	0
Pat Foster (Arkansas 1961) 1987, 90, 92.....	3	0	3	0	0	0	0	0
Tom Penders (UConn 1967) 2010.....	1	0	1	0	0	0	0	0
TOTAL	19	26	24	0	2	2	1	0
HOUSTON BAPTIST								
Gene Iba (Tulsa 1963) 1984.....	1	0	1	0	0	0	0	0
TOTAL	1	0	1	0	0	0	0	0
HOWARD								
A.B. Williamson (N.C. A&T 1968) 1981.....	1	0	1	0	0	0	0	0
Alfred "Butch" Beard (Louisville 1972) 1992.....	1	0	1	0	0	0	0	0
TOTAL	2	0	2	0	0	0	0	0
IDAHO								
Don Monson (Idaho 1955) 1981, 82.....	2	1	2	0	0	0	0	0
Kermit Davis Jr. (Mississippi St. 1982) 1989, 90.....	2	0	2	0	0	0	0	0
TOTAL	4	1	4	0	0	0	0	0
IDAHO ST.								
Steve Belko (Idaho 1939) 1953, 54, 55, 56.....	4	2	4	0	0	0	0	0
John Grayson (Oklahoma 1938) 1957, 58, 59.....	3	4	5	0	0	0	0	0
John Evans (Idaho 1948) 1960.....	1	0	1	0	0	0	0	0
Jim Killingsworth (Northeastern Okla. St. 1948) 1974, 77-RR.....	2	2	2	0	0	0	0	1
Jim Boutin (Lewis & Clark 1964) 1987.....	1	0	1	0	0	0	0	0
TOTAL	11	8	13	0	0	0	0	1
ILLINOIS								
Doug Mills (Illinois 1930) 1942-RR.....	1	0	2	0	0	0	0	1
Harry Combes (Illinois 1937) 1949-3d, 51-3d, 52-3d, 63-RR.....	4	9	4	0	0	3	0	1
Lou Henson (New Mexico St. 1955) 1981, 83, 84-RR, 85, 86, 87, 88, 89-T3d, 90, 93, 94, 95.....	12	12	12	0	0	1	0	1
Lon Kruger (Kansas St. 1974) 1997, 98, 2000.....	3	3	3	0	0	0	0	0
Bill Self (Oklahoma St. 1985) 2001-RR, 02, 03.....	3	6	3	0	0	0	0	1
Bruce Weber (Milwaukee 1978) 2004, 05-2d, 06, 07, 09, 11.....	6	9	6	0	1	0	0	0
John Groce [Taylor (IN) 1994] 2013.....	1	1	1	0	0	0	0	0
TOTAL	30	40	31	0	1	4	0	4
ILL.-CHICAGO								
Jimmy Collins (New Mexico St. 1970) 1998, 2002, 04.....	3	0	3	0	0	0	0	0
TOTAL	3	0	3	0	0	0	0	0

	Yrs.	W	L	CH	2D	3d%	4th	RR
ILLINOIS ST.								
Bob Donewald (Hanover 1964) 1983, 84, 85.....	3	2	3	0	0	0	0	0
Bob Bender (Duke 1980) 1990.....	1	0	1	0	0	0	0	0
Kevin Stallings (Purdue 1982) 1997, 98.....	2	1	2	0	0	0	0	0
TOTAL	6	3	6	0	0	0	0	0
INDIANA								
Branch McCracken (Indiana 1930)								
1940-CH, 53-CH, 54, 58.....	4	9	2	2	0	0	0	0
Lou Watson (Indiana 1950) 1967.....	1	1	1	0	0	0	0	0
Bob Knight (Ohio St. 1962) 1973-3d, 75-RR, 76-CH, 78, 80, 81-CH, 82, 83, 84-RR, 86, 87-CH, 88, 89, 90, 91, 92-T3d, 93-RR, 94, 95, 96, 97, 98, 99, 2000.....	24	42	21	3	0	2	0	3
Mike Davis (Alabama 1983) 2001, 02-2d, 03, 06.....	4	7	4	0	1	0	0	0
Kelvin Sampson (UNC Pembroke 1978) 2007.....	1	1	1	0	0	0	0	0
Dan Dakich (Indiana 1985) 2008.....	1	0	1	0	0	0	0	0
Tom Crean (Central Mich. 1989) 2012, 13.....	2	4	2	0	0	0	0	0
TOTAL	37	64	32	5	1	2	0	3
IUPUI								
Ron Hunter (Miami (OH) 1986) 2003.....	1	0	1	0	0	0	0	0
TOTAL	1	0	1	0	0	0	0	0
INDIANA ST.								
Bill Hodges [Marian (IN) 1970] 1979-2d.....	1	4	1	0	1	0	0	0
Royce Waltman (Slippery Rock 1964) 2000, 01.....	2	1	2	0	0	0	0	0
Greg Lansing (South Dakota 1990) 2011.....	1	0	1	0	0	0	0	0
TOTAL	4	5	4	0	1	0	0	0
IONA*								
Jim Valvano (Rutgers 1967) 1979, 80*.....	2	1	2	0	0	0	0	0
Pat Kennedy [King's (PA) 1976] 1984, 85.....	2	0	2	0	0	0	0	0
Tim Welsh (SUNY Potsdam 1984) 1998.....	1	0	1	0	0	0	0	0
Jeff Ruland (Iona 1991) 2000, 01, 06.....	3	0	3	0	0	0	0	0
Tim Cluess (Hofstra 1983) 2012, 13.....	2	0	2	0	0	0	0	0
TOTAL	10	1	10	0	0	0	0	0
IOWA								
Frank "Bucky" O'Connor (Drake 1938)								
1955-4th, 56-2d.....	2	5	3	0	1	0	1	0
Ralph Miller (Kansas 1942) 1970.....	1	1	1	0	0	0	0	0
Lute Olson (Augsburg 1957) 1979, 80-4th, 81, 82, 83.....	5	7	6	0	0	0	1	0
George Raveling (Villanova 1960) 1985, 86.....	2	0	2	0	0	0	0	0
Tom Davis (Wis.-Platteville 1960) 1987-RR, 88, 89, 91, 92, 93, 96, 97, 99.....	9	13	9	0	0	0	0	1
Steve Alford (Indiana 1987) 2001, 05, 06.....	3	1	3	0	0	0	0	0
Fran McCaffery (Penn 1982) 2014.....	1	0	1	0	0	0	0	0
TOTAL	23	27	25	0	1	0	2	1
IOWA ST.								
Louis Menze (Central Mo. 1928)								
1944-T3d.....	1	1	1	0	0	1	0	0
Johnny Orr (Beloit 1949) 1985, 86, 88, 89, 92, 93.....	6	3	6	0	0	0	0	0
Tim Floyd (Louisiana Tech 1977) 1995, 96, 97.....	3	4	3	0	0	0	0	0
Larry Eustachy (Long Beach St. 1979) 2000-RR, 01.....	2	3	2	0	0	0	0	1
Wayne Morgan (St. Lawrence 1973) 2005.....	1	1	1	0	0	0	0	0
Fred Hoiberg (Iowa St. 1995) 2012, 13, 14.....	3	4	3	0	0	0	0	0
TOTAL	16	16	16	0	0	1	0	1
JACKSON ST.								
Andy Stoglin (UTEP 1965) 1997, 2000.....	2	0	2	0	0	0	0	0
Tevester Anderson (Ark.-Pine Bluff 1962) 2007.....	1	0	1	0	0	0	0	0
TOTAL	3	0	3	0	0	0	0	0
JACKSONVILLE								
Joe Williams (SMU 1956) 1970-2d.....	1	4	1	0	1	0	0	0
Tom Wasdin (Florida 1957) 1971, 73.....	2	0	2	0	0	0	0	0
Tates Locke (Ohio Wesleyan 1959) 1979.....	1	0	1	0	0	0	0	0
Bob Wenzel (Rutgers 1971) 1986.....	1	0	1	0	0	0	0	0
TOTAL	5	4	5	0	1	0	0	0
JAMES MADISON								
Lou Campanelli (Montclair St. 1960)								
1981, 82, 83.....	3	3	3	0	0	0	0	0
Charles "Lefty" Driesell (Duke 1954) 1994.....	1	0	1	0	0	0	0	0
Matt Brady (Siena 1987) 2013.....	1	1	1	0	0	0	0	0
TOTAL	5	4	5	0	0	0	0	0
KANSAS								
Forrest C. "Phog" Allen (Kansas 1906)								
1940-2d, 42-RR, 52-CH, 53-2d.....	4	10	3	1	2	0	0	1
Dick Harp (Kansas 1940) 1957-2d, 60-RR.....	2	4	2	0	1	0	0	1

THE TOURNAMENT

	Yrs.	W	L	CH	2D	3d%	4th	RR
Ted Owens (Oklahoma 1951) 1966-RR, 67, 71-4th, 74-4th, 75, 78, 81	7	8	9	0	0	0	2	1
Larry Brown (North Carolina 1963) 1984, 85, 86-T3d, 87, 88-CH.....	5	14	4	1	0	1	0	0
Roy Williams (North Carolina 1972) 1990, 91-2d, 92, 93-T3d, 94, 95, 96-RR, 97, 98, 99, 2000, 01, 02-T3d, 03-2d.....	14	34	14	0	2	2	0	1
Bill Self (Oklahoma St. 1985) 2004-RR, 05, 06, 07-RR, 08-CH, 09, 10, 11-RR, 12-2d, 13, 14.....	11	26	10	1	1	0	0	3
TOTAL	43	96	42	3	6	3	2	7
KANSAS ST.								
Jack Gardner (Southern California 1932) 1948-4th, 51-2d.....	2	4	3	0	1	0	1	0
Fred "Tex" Winter (Southern California 1947) 1956, 58-4th, 59-RR, 61-RR, 64-4th, 68.....	6	7	9	0	0	0	2	2
Lowell "Cotton" Fitzsimmons (Midwestern St. 1955) 1970.....	1	1	1	0	0	0	0	0
Jack Hartman (Oklahoma St. 1949) 1972-RR, 73-RR, 75-RR, 77, 80, 81-RR, 82, Lon Kruger (Kansas St. 1974) 1987, 88-RR, 89, 90.....	4	4	4	0	0	0	0	1
Dana Altman (Eastern N.M. 1980) 1993.....	1	0	1	0	0	0	0	0
Tom Asbury (Wyoming 1967) 1996.....	1	0	1	0	0	0	0	0
Frank Martin (FIU 1993) 2008, 10-RR, 11, 12.....	4	6	4	0	0	0	0	1
Bruce Weber (Milwaukee 1978) 2013, 14.....	2	0	2	0	0	0	0	0
TOTAL	28	33	32	0	1	0	3	8
KENT ST.								
Gary Waters (Ferris St. 1975) 1999, 2001....	2	1	2	0	0	0	0	0
Stan Heath (Eastern Mich. 1988) 2002-RR, Jim Christian (Rhode Island 1988) 2006, 08.....	2	0	2	0	0	0	0	0
TOTAL	5	4	5	0	0	0	0	1
KENTUCKY*								
Adolph Rupp (Kansas 1923) 1942-T3d, 45-RR, 48-CH, 49-CH, 51-CH, 52-RR, 55, 56-RR, 57-RR, 58-CH, 59, 61-RR, 62-RR, 64, 66-2d, 68-RR, 69, 70-RR, 71, 72-RR....	20	30	18	4	1	1	0	9
Joe B. Hall (Sewanee 1951) 1973-RR, 75-2d, 77-RR, 78-CH, 80, 81, 82, 83-RR, 84-T3d, 85.....	10	20	9	1	1	1	0	3
Eddie Sutton (Oklahoma St. 1958) 1986-RR, 87, 88*.....	3	5	3	0	0	0	0	1
Rick Pitino (Massachusetts 1974) 1992-RR, 93-T3d, 94, 95-RR, 96-CH, 97-2d.....	6	22	5	1	1	1	0	2
Tubby Smith (High Point 1973) 1998-CH, 99-RR, 2000, 01, 02, 03-RR, 04, 05-RR, 06, 07.....	10	23	9	1	0	0	0	3
Billy Gillispie (Texas St. 1983) 2008.....	1	0	1	0	0	0	0	0
John Calipari (Clarion 1982) 2010-RR, 11-T3d, 12-CH, 14-2nd.....	4	18	3	1	1	1	0	1
TOTAL	54	118	48	8	4	4	0	19
LA SALLE								
Ken Loeffler (Penn St. 1924) 1954-CH, 55-2d.....	2	9	1	1	1	0	0	0
Jim Harding (Iowa 1949) 1968.....	1	0	1	0	0	0	0	0
Paul Westhead (Saint Joseph's 1961) 1975, 78.....	2	0	2	0	0	0	0	0
Dave "Lefty" Ervin (La Salle 1968) 1980, 83 Bill "Speedy" Morris (Saint Joseph's 1973) 1988, 89, 90, 92.....	4	1	4	0	0	0	0	0
John Giannini (North Central (IL) 1984) 2013.....	1	3	1	0	0	0	0	0
TOTAL	12	14	11	1	1	0	0	0
LAFAYETTE								
George Davidson (Lafayette 1951) 1957....	1	0	2	0	0	0	0	0
Fran O'Hanlon (Villanova 1970) 1999, 2000.....	2	0	2	0	0	0	0	0
TOTAL	3	0	4	0	0	0	0	0
LAMAR								
Billy Tubbs (Lamar 1958) 1979, 80.....	2	3	2	0	0	0	0	0
Pat Foster (Arkansas 1961) 1981, 83.....	2	2	2	0	0	0	0	0
Mike Deane (SUNY Potsdam 1974) 2000....	1	0	1	0	0	0	0	0
Pat Knight (Indiana 1995) 2012.....	1	0	1	0	0	0	0	0
TOTAL	6	5	6	0	0	0	0	0
LEBANON VALLEY								
George "Rinso" Marquette (Lebanon Valley 1948) 1953.....	1	1	2	0	0	0	0	0
TOTAL	1	1	2	0	0	0	0	0
LEHIGH								
Tom Schneider (Bucknell 1969) 1985.....	1	0	1	0	0	0	0	0
Fran McCaffery (Penn 1982) 1988.....	1	0	1	0	0	0	0	0
Billy Taylor (Notre Dame 1995) 2004.....	1	0	1	0	0	0	0	0

	Yrs.	W	L	CH	2D	3d%	4th	RR
Brett Reed (Eckerd 1995) 2010, 12.....	2	1	2	0	0	0	0	0
TOTAL	5	1	5	0	0	0	0	0
LIBERTY								
Jeff Meyer (Taylor 1976) 1994.....	1	0	1	0	0	0	0	0
Randy Dunton [Baptist Bible (MO) 1984] 2004.....	1	0	1	0	0	0	0	0
Dale Layer (Eckerd 1980) 2013.....	1	0	1	0	0	0	0	0
TOTAL	3	0	3	0	0	0	0	0
LONG BEACH ST.*								
Jerry Tarkanian (Fresno St. 1956) 1970, 71-RR*, 72-RR*, 73*.....	4	7	5	0	0	0	0	2
Dwight Jones (Pepperdine 1965) 1977.....	1	0	1	0	0	0	0	0
Seth Greenberg (Fairleigh Dickinson 1978) 1993, 95.....	2	0	2	0	0	0	0	0
Larry Reynolds (UC Riverside 1976) 2007..	1	0	1	0	0	0	0	0
Dan Monson (Idaho 1985) 2012.....	1	0	1	0	0	0	0	0
TOTAL	9	7	10	0	0	0	0	2
LIU BROOKLYN								
Paul Lizzo (Northwest Mo. St. 1963) 1981, 84.....	2	0	2	0	0	0	0	0
Ray Haskins (Shaw 1972) 1997.....	1	0	1	0	0	0	0	0
Jim Ferry (Keene St. 1990) 2012.....	2	0	2	0	0	0	0	0
Jack Perri (Bentley 1998) 2013.....	1	0	1	0	0	0	0	0
TOTAL	6	0	6	0	0	0	0	0
LA.-LAFAYETTE*								
Beryl Shipley (Delta St. 1951) 1972*, 73*....	2	3	3	0	0	0	0	0
Bobby Paschal (Stetson 1964) 1982, 83.....	2	0	2	0	0	0	0	0
Marty Fletcher (Maryland 1973) 1992, 94..	2	1	2	0	0	0	0	0
Jessie Evans (Eastern Mich. 1972) 2000, 04*.....	2	0	2	0	0	0	0	0
Robert Lee (Nicholls St. 1991) 2005*.....	1	0	1	0	0	0	0	0
Bob Marlin (Mississippi St. 1981) 2014.....	1	0	1	0	0	0	0	0
TOTAL	10	4	11	0	0	0	0	0
LA.-MONROE								
Mike Vining (La.-Monroe 1967) 1982, 86, 90, 91, 92, 93, 96.....	7	0	7	0	0	0	0	0
TOTAL	7	0	7	0	0	0	0	0
LSU								
Harry Rabenhorst (Wake Forest 1921) 1953-4th, 54.....	2	2	4	0	0	0	1	0
Dale Brown (Minot St. 1957) 1979, 80-RR, 81-4th, 84, 85, 86-T3d, 87-RR, 88, 89, 90, 91, 92, 93.....	13	15	14	0	0	1	1	2
John Brady (Belhaven 1976) 2000, 03, 05, 06-T3d.....	4	6	4	0	0	1	0	0
Trent Johnson (Boise St. 1983) 2009.....	1	1	1	0	0	0	0	0
TOTAL	20	24	23	0	0	2	2	2
LOUISIANA TECH								
Andy Russo (Lake Forest 1970) 1984, 85....	2	3	2	0	0	0	0	0
Tommy Joe Eagles (Louisiana Tech 1971) 1987, 89.....	2	1	2	0	0	0	0	0
Jerry Loyd (LeTourneau 1976) 1991.....	1	0	1	0	0	0	0	0
TOTAL	5	4	5	0	0	0	0	0
LOUISVILLE								
Bernard "Peck" Hickman (Western Ky. 1935) 1951, 59-4th, 61, 64, 67.....	5	5	7	0	0	0	1	0
John Dromo (John Carroll 1939) 1968.....	1	1	1	0	0	0	0	0
Denny Crum (UCLA 1959) 1972-4th, 74, 75-3d, 77, 78, 79, 80-CH, 81, 82-T3d, 83-T3d, 84, 86-CH, 88, 89, 90, 92, 93, 94, 95, 96, 97-RR, 99, 2000.....	23	42	23	2	0	3	1	1
Rick Pitino (Massachusetts 1974) 2003, 04, 05-T3d, 07, 08-RR, 09-RR, 10, 11, 12-T3d, 13-CH, 14.....	11	24	10	1	0	2	0	2
TOTAL	40	72	41	3	0	5	2	3
LOYOLA CHICAGO								
George Ireland (Notre Dame 1936) 1963-CH, 64, 66, 68.....	4	7	3	1	0	0	0	0
Gene Sullivan (Notre Dame 1953) 1985....	1	2	1	0	0	0	0	0
TOTAL	5	9	4	1	0	0	0	0
LOYOLA MARYLAND								
Skip Prosser (Merchant Marine 1972) 1994.....	1	0	1	0	0	0	0	0
Jimmy Patsos (Catholic 1989) 2012.....	1	0	1	0	0	0	0	0
TOTAL	2	0	2	0	0	0	0	0
LOYOLA MARYMOUNT*								
William Donovan (Loyola Marymount 1950) 1961.....	1	1	1	0	0	0	0	0
Ron Jacobs (Southern California 1964) 1980*.....	1	0	1	0	0	0	0	0
Paul Westhead (Saint Joseph's 1961) 1988, 89, 90-RR.....	3	4	3	0	0	0	0	1
TOTAL	5	5	5	0	0	0	0	1

	Yrs.	W	L	CH	2D	3d%	4th	RR
LOYOLA (LA)								
Jim McCafferty [Loyola (LA) 1942] 1954, 57.....	2	0	2	0	0	0	0	0
Jim Harding (Iowa 1949) 1958.....	1	0	1	0	0	0	0	0
TOTAL	3	0	3	0	0	0	0	0
MANHATTAN								
Ken Norton (LIU Brooklyn 1939) 1956, 58.....	2	1	3	0	0	0	0	0
Fran Franchilla (Brooklyn 1980) 1993, 95.....	2	1	2	0	0	0	0	0
Bobby Gonzalez (Buffalo St. 1986) 2003, 04.....	2	1	2	0	0	0	0	0
Steve Masiello (Kentucky 2014), 2014.....	1	0	1	0	0	0	0	0
TOTAL	7	3	8	0	0	0	0	0
MARIST								
Matt Furjanic (Point Park 1973) 1986.....	1	0	1	0	0	0	0	0
Dave Magarity [Saint Francis (PA) 1974] 1987.....	1	0	1	0	0	0	0	0
TOTAL	2	0	2	0	0	0	0	0
MARQUETTE								
Jack Nagle (Marquette 1940) 1955-RR.....	1	2	1	0	0	0	0	1
Eddie Hickey (Creighton 1927) 1959, 61.....	2	1	3	0	0	0	0	0
Al McGuire [St. John's (NY) 1951] 1968, 69-RR, 71, 72, 73, 74-2d, 75, 76-RR, 77-CH.....	9	20	9	1	1	0	0	2
Hank Raymonds (Saint Louis 1948) 1978, 79, 80, 82, 83.....	5	2	5	0	0	0	0	0
Kevin O'Neill (McGill 1979) 1993, 94.....	2	2	2	0	0	0	0	0
Mike Deane (SUNY Potsdam 1974) 1996, 97.....	2	1	2	0	0	0	0	0
Tom Crean (Central Mich. 1989) 2002, 03-T3d, 06, 07, 08.....	5	5	5	0	0	1	0	0
Buzz Williams (Oklahoma City 1994) 2009, 10, 11, 12, 13-RR.....	5	8	5	0	0	0	0	1
TOTAL	31	41	32	1	1	1	0	4
MARSHALL*								
Jule Rivlin (Marshall 1940) 1956.....	1	0	1	0	0	0	0	0
Carl Tacy (Davis & Elkins 1956) 1972.....	1	0	1	0	0	0	0	0
Rick Huckabay (Louisiana Tech 1967) 1984, 85, 87*.....	3	0	3	0	0	0	0	0
TOTAL	5	0	5	0	0	0	0	0
MARYLAND*								
H.A. "Bud" Millikan (Oklahoma St. 1942) 1958.....	1	2	1	0	0	0	0	0
Charles "Lefty" Driesell (Duke 1954) 1973-RR, 75-RR, 80, 81, 83, 84, 85, 86.....	8	10	8	0	0	0	0	2
Bob Wade (Morgan St. 1967) 1988*.....	1	1	1	0	0	0	0	0
Gary Williams (Maryland 1967) 1994, 95, 96, 97, 98, 99, 2000, 01-T3d, 02-CH, 03, 04, 07, 09, 10.....	14	25	13	1	0	1	0	0
TOTAL	24	38	23	1	0	1	0	2
UMBC								
Randy Monroe (Cheyney 1987) 2008.....	1	0	1	0	0	0	0	0
TOTAL	1	0	1	0	0	0	0	0
MASSACHUSETTS*								
Matt Zunic (George Washington 1942) 1962.....	1	0	1	0	0	0	0	0
John Calipari (Clarion 1982) 1992, 93, 94, 95-RR, 96-T3d*.....	5	11	5	0	0	1	0	1
James Flint (Saint Joseph's 1987) 1997, 98.....	2	0	2	0	0	0	0	0
Derrek Kellogg (Massachusetts 1995).....	1	0	1	0	0	0	0	0
TOTAL	9	11	9	0	0	1	0	1
McNEESE ST.								
Steve Welch (Southeastern La. 1971) 1989.....	1	0	1	0	0	0	0	0
Tic Price (Virginia Tech 1979) 2002.....	1	0	1	0	0	0	0	0
TOTAL	2	0	2	0	0	0	0	0
MEMPHIS*								
Eugene Lambert (Arkansas 1929) 1955, 56.....	2	0	2	0	0	0	0	0
Bob Vanatta (Central Methodist 1945) 1962.....	1	0	1	0	0	0	0	0
Gene Bartow (Truman 1953) 1973-2d.....	1	3	1	0	1	0	0	0
Wayne Yates (Memphis 1961) 1976.....	1	0	1	0	0	0	0	0
Dana Kirk (Marshall 1960) 1982*, 83*, 84*, 85-T3d*, 86*.....	5	9	5	0	0	1	0	0
Larry Finch (Memphis 1973) 1988, 89, 92-RR, 93, 95, 96.....	6	6	6	0	0	0	0	1
John Calipari (Clarion 1982) 2003, 04, 06-RR, 07-RR, 08-2d*, 09.....	6	14	6	0	1	0	0	2
Josh Pastner (Arizona 1998) 2011, 12, 13, 14.....	4	2	4	0	0	0	0	0
TOTAL	26	34	26	0	2	1	0	3

	Yrs.	W	L	CH	2D	3d%	4th	RR
MERCER								
Bill Bibb (Ky. Wesleyan 1957) 1981, 85.....	2	0	2	0	0	0	0	0
Bob Hoffman.....	1	1	1	0	0	0	0	0
TOTAL	3	1	3	0	0	0	0	0
MIAMI (FL)								
Bruce Hale (Santa Clara 1941) 1960.....	1	0	1	0	0	0	0	0
Leonard Hamilton (UT Martin 1971) 1998, 99, 2000, 02.....	4	3	4	0	0	0	0	0
Frank Haith (Elon 1988) 2008.....	1	1	1	0	0	0	0	0
Jim Larranaga (Providence 1971) 2013.....	1	2	1	0	0	0	0	0
TOTAL	7	6	7	0	0	0	0	0
MIAMI (OH)								
Bill Rohr (Ohio Wesleyan 1940) 1953, 55, 57.....	3	0	3	0	0	0	0	0
Dick Shrider (Ohio 1948) 1958, 66.....	2	1	3	0	0	0	0	0
Tates Locke (Ohio Wesleyan 1959) 1969....	1	1	2	0	0	0	0	0
Darrell Hedric [Miami (OH) 1955] 1971, 73, 78, 84.....	4	1	4	0	0	0	0	0
Jerry Peirson [Miami (OH) 1966] 1985, 86.....	2	0	2	0	0	0	0	0
Joby Wright (Indiana 1972) 1992.....	1	0	1	0	0	0	0	0
Herb Sendek (Carnegie Mellon 1985) 1995.....	1	1	1	0	0	0	0	0
Charlie Coles [Miami (OH) 1965] 1997, 99, 2007.....	3	2	3	0	0	0	0	0
TOTAL	17	6	19	0	0	0	0	0
MICHIGAN**								
Osborne "Ozzie" Cowles (Carleton 1922) 1948-RR.....	1	1	1	0	0	0	0	1
Dave Strack (Michigan 1946) 1964-3d, 65-2d, 66-RR.....	3	7	3	0	1	1	0	1
Johnny Orr (Beloit 1949) 1974-RR, 75, 76-2d, 77-RR.....	4	7	4	0	1	0	0	2
Bill Frieder (Michigan 1964) 1985, 86, 87, 88.....	4	5	4	0	0	0	0	0
Steve Fisher (Illinois St. 1967) 1989-CH, 90, 92-2d*, 93-2d*, 94-RR, 95, 96*.....	7	20	6	1	2	0	0	1
Brian Ellerbe (Rutgers 1985) 1998*.....	1	1	1	0	0	0	0	0
John Beilein (Wheeling Jesuit 1975) 2009, 11, 12, 13-2d, 14-RR.....	5	10	5	0	1	0	0	1
TOTAL	25	51	24	1	5	1	0	6
MICHIGAN ST.								
Forrest "Forddy" Anderson (Stanford 1942) 1957-4th, 59-RR.....	2	3	3	0	0	0	1	1
George "Jud" Heathcote (Washington St. 1950) 1978-RR, 79-CH, 85, 86, 90, 91, 92, 94, 95.....	9	14	8	1	0	0	0	1
Tom Izzo (Northern Mich. 1977) 1998, 99-T3d, 2000-CH, 01-T3d, 02, 03-RR, 04, 05-T3d, 06, 07, 08, 09-2d, 10-T3d, 11, 12, 13, 14-RR.....	17	42	16	1	1	4	0	2
TOTAL	28	59	27	2	1	4	1	4
MIDDLE TENN.								
Jimmy Earle (Middle Tenn. 1959) 1975, 77..	2	0	2	0	0	0	0	0
Stan Simpson (Ga. Southern 1961) 1982...	1	1	1	0	0	0	0	0
Bruce Stewart (Jacksonville St. 1975) 1985, 87, 89.....	3	1	3	0	0	0	0	0
Kermit Davis Jr. (Mississippi St. 1982) 2013.....	1	0	1	0	0	0	0	0
TOTAL	7	2	7	0	0	0	0	0
MILWAUKEE								
Bruce Pearl (Boston College 1982) 2003, 05.....	2	2	2	0	0	0	0	0
Rob Jeter (Wis.-Platteville 1991) 2006, 14.....	2	1	2	0	0	0	0	0
TOTAL	4	3	4	0	0	0	0	0
MINNESOTA*								
Bill Musselman (Wittenberg 1961) 1972*..	1	1	1	0	0	0	0	0
Jim Dutcher (Michigan 1955) 1982.....	1	1	1	0	0	0	0	0
Clem Haskins (Western Ky. 1967) 1989, 90-RR, 94*, 95*, 97-T3d*, 99.....	6	10	6	0	0	1	0	1
Dan Monson (Idaho 1985) 2005.....	1	0	1	0	0	0	0	0
Tubby Smith (High Point 1973) 2009, 10, 13.....	3	1	3	0	0	0	0	0
TOTAL	12	13	12	0	0	1	0	1
OLE MISS								
Bob Weltlich (Ohio St. 1967) 1981.....	1	0	1	0	0	0	0	0
Rob Evans (New Mexico St. 1968) 1997, 98.....	2	0	2	0	0	0	0	0
Rod Barnes (Ole Miss 1988) 1999, 2001, 02.....	3	3	3	0	0	0	0	0
Andy Kennedy (UAB 1991) 2013.....	1	1	1	0	0	0	0	0
TOTAL	7	4	7	0	0	0	0	0
MISSISSIPPI ST.								
James "Babe" McCarthy (Mississippi St. 1949) 1963.....	1	1	1	0	0	0	0	0

THE TOURNAMENT

	Yrs.	W	L	CH	2D	3d%	4th	RR
Richard Williams (Mississippi St. 1967)								
1991, 95, 96-T3d	3	6	3	0	0	1	0	0
Rick Stansbury (Campbellsville 1982)								
2002, 03, 04, 05, 08, 09	6	4	6	0	0	0	0	0
TOTAL	10	11	10	0	0	1	0	0
MISSISSIPPI VAL.								
Lafayette Stribling (Miss. Industrial 1957)								
1986, 92, 96	3	0	3	0	0	0	0	0
James Green (Ole Miss 1983) 2008	1	0	1	0	0	0	0	0
Sean Woods (Kentucky 1992) 2012	1	0	1	0	0	0	0	0
TOTAL	5	0	5	0	0	0	0	0
MISSOURI##								
George Edwards (Missouri 1913)								
1944-RR	1	1	1	0	0	0	0	1
Norm Stewart (Missouri 1956) 1976-RR,								
78, 80, 81, 82, 83, 86, 87, 88, 89,								
90, 92, 93, 94-RR*, 95, 99	16	12	16	0	0	0	0	2
Quin Snyder (Duke 1989) 2000, 01,								
02-RR, 03	4	5	4	0	0	0	0	1
Mike Anderson (Tulsa 1982) 2009-RR, 10,								
11	3	4	3	0	0	0	0	1
Frank Haith (Elon 1988) 2012, 13	2	0	2	0	0	0	0	0
TOTAL	26	22	26	0	0	0	0	5
MISSOURI ST.								
Charlie Spoonhour (School of Ozarks								
1961) 1987, 88, 89, 90, 92	5	1	5	0	0	0	0	0
Steve Alford (Indiana 1987) 1999	1	2	1	0	0	0	0	0
TOTAL	6	3	6	0	0	0	0	0
MONMOUTH								
Wayne Szoke (Maryland 1963) 1996	1	0	1	0	0	0	0	0
Dave Calloway (Monmouth 1991)								
2001, 04, 06	3	1	3	0	0	0	0	0
TOTAL	4	1	4	0	0	0	0	0
MONTANA								
George "Jud" Heathcote (Washington St.								
1950) 1975	1	1	2	0	0	0	0	0
Stew Morrill (Gonzaga 1974) 1991	1	0	1	0	0	0	0	0
Blaine Taylor (Montana 1982) 1992, 97	2	0	2	0	0	0	0	0
Don Holst (Northern Mont. 1975) 2002	1	0	1	0	0	0	0	0
Larry Krystkowiak (Montana 1996)								
2005, 06	2	1	2	0	0	0	0	0
Wayne Tinkle (Montana 2005) 2010, 12, 13	3	0	3	0	0	0	0	0
TOTAL	10	2	11	0	0	0	0	0
MONTANA ST.								
John Breeden (Montana St. 1929) 1951	1	0	1	0	0	0	0	0
Stu Starmer (Minn.-Morris 1965) 1986	1	0	1	0	0	0	0	0
Mike Durham (Montana St. 1979) 1996	1	0	1	0	0	0	0	0
TOTAL	3	0	3	0	0	0	0	0
MOREHEAD ST.								
Robert Laughlin (Morehead St. 1937)								
1956, 57, 61	3	3	4	0	0	0	0	0
Wayne Martin (Morehead St. 1968)								
1983, 84	2	1	2	0	0	0	0	0
Donnie Tyndall (Morehead St. 1993) 2009,								
11	2	2	2	0	0	0	0	0
TOTAL	7	6	8	0	0	0	0	0
MORGAN ST.								
Todd Bozeman (Rhode Island 1986) 2009,								
10	2	0	2	0	0	0	0	0
TOTAL	2	0	2	0	0	0	0	0
MT. ST. MARY'S								
James Phelan (La Salle 1951) 1995, 99	2	0	2	0	0	0	0	0
Milan Brown (Howard 1993) 2008	1	1	1	0	0	0	0	0
Jamion Christian (Mt. St. Mary's 2004) 2014								
TOTAL	4	1	4	0	0	0	0	0
MURRAY ST.								
Cal Luther (Valparaiso 1951) 1964, 69	2	0	2	0	0	0	0	0
Steve Newton (Indiana St. 1963) 1988,								
90, 91	3	1	3	0	0	0	0	0
Scott Edgar (Pitt.-Johnstown 1978) 1992,								
95	2	0	2	0	0	0	0	0
Mark Gottfried (Alabama 1987) 1997,								
98	2	0	2	0	0	0	0	0
Tevester Anderson (Ark.-Pine Bluff 1962)								
1999, 2002	2	0	2	0	0	0	0	0
Mick Cronin (Cincinnati 1997) 2004, 06	2	0	2	0	0	0	0	0
Billy Kennedy (Southeastern La. 1986)								
2010	1	1	1	0	0	0	0	0
Steve Prohm (Alabama 1997) 2012	1	1	1	0	0	0	0	0
TOTAL	15	3	15	0	0	0	0	0
NAVY								
Ben Carnevale (New York U. 1938)								
1947-RR, 53, 54-RR, 59, 60	5	4	6	0	0	0	0	2

	Yrs.	W	L	CH	2D	3d%	4th	RR
Paul Evans (Ithaca 1967) 1985, 86-RR	2	4	2	0	0	0	0	1
Pete Herrmann (SUNY Geneseo 1970)								
1987	1	0	1	0	0	0	0	0
Don DeVoe (Ohio St. 1964) 1994, 97, 98	3	0	3	0	0	0	0	0
TOTAL	11	8	12	0	0	0	0	3
NEBRASKA								
Moe Iba (Oklahoma St. 1962) 1986	1	0	1	0	0	0	0	0
Danny Nee (St. Mary of the Plains 1971)								
1991, 92, 93, 94, 98	5	0	5	0	0	0	0	0
Tim Miles (Mary 1989)	1	0	1	0	0	0	0	0
TOTAL	7	0	7	0	0	0	0	0
NEVADA								
Sonny Allen (Marshall 1959) 1984, 85	2	0	2	0	0	0	0	0
Trent Johnson (Boise St. 1983) 2004	1	2	1	0	0	0	0	0
Mark Fox (Eastern N.M. 1991) 2005, 06, 07	3	2	3	0	0	0	0	0
TOTAL	6	4	6	0	0	0	0	0
UNLV								
Jerry Tarkanian (Fresno St. 1956) 1975,								
76, 77-3d, 83, 84, 85, 86, 87-T3d,								
88, 89-RR, 90-CH, 91-T3d	12	30	11	1	0	3	0	1
Bill Bayno (Sacred Heart 1985) 1998,								
2000	2	0	2	0	0	0	0	0
Lon Kruger (Kansas St. 1974) 2007, 08, 10,								
11	4	3	4	0	0	0	0	0
Dave Rice (UNLV 1991) 2012, 13	2	0	2	0	0	0	0	0
TOTAL	20	33	19	1	0	3	0	1
NEW MEXICO								
Bob King (Iowa 1947) 1968	1	0	2	0	0	0	0	0
Norm Ellenberger (Butler 1955) 1974, 78 ..								
96, 97, 98, 99	7	4	7	0	0	0	0	0
Dave Bliss (Cornell 1965) 1991, 93, 94,								
96, 97, 98, 99	7	4	7	0	0	0	0	0
Ritchie McKay (Seattle Pacific 1987) 2005 .								
Steve Alford (Indiana 1987) 2010, 12, 13	3	2	3	0	0	0	0	0
Craig Neal (Georgia Tech 1988) 2014	1	0	1	0	0	0	0	0
TOTAL	15	8	16	0	0	0	0	0
NEW MEXICO ST.*								
George McCarty (New Mexico St. 1950)								
1952	1	0	2	0	0	0	0	0
Presley Askew (Southeastern Okla. 1930)								
1959, 60	2	0	2	0	0	0	0	0
Ken Hayes (Northeastern St. 1956) 1979 ...								
Neil McCarthy (Sacramento St. 1965)								
1990, 91, 92*, 93*, 94*	5	3	5	0	0	0	0	0
Lou Henson (New Mexico St. 1955)								
1967, 68, 69, 70-3d, 71, 75, 99	7	7	8	0	0	1	0	0
Reggie Theus (UNLV 2002) 2007	1	0	1	0	0	0	0	0
Marvin Menzies (UCLA 1987) 2010, 12, 13								
14	4	0	4	0	0	0	0	0
TOTAL	21	10	23	0	0	1	0	0
NEW ORLEANS								
Benny Dees (Wyoming 1958) 1987	1	1	1	0	0	0	0	0
Tim Floyd (Louisiana Tech 1977) 1991, 93 .								
Tic Price (Virginia Tech 1979) 1996	1	0	1	0	0	0	0	0
TOTAL	4	1	4	0	0	0	0	0
NEW YORK U.								
Howard Cann (New York U. 1920)								
1943-RR, 45-2d, 46-RR	3	3	4	0	1	0	0	2
Lou Rossini (Columbia 1948) 1960-4th,								
62, 63	3	6	5	0	0	0	1	0
TOTAL	6	9	9	0	1	0	1	2
NIAGARA								
Frank Layden (Niagara 1955) 1970	1	1	2	0	0	0	0	0
Joe Mihalich (La Salle 1978) 2005, 07	2	1	2	0	0	0	0	0
TOTAL	3	2	4	0	0	0	0	0
NICHOLLS ST.								
Rickey Broussard (La.-Lafayette 1970)								
1995, 98	2	0	2	0	0	0	0	0
TOTAL	2	0	2	0	0	0	0	0
NORFOLK ST.								
Anthony Evans (St. Thomas Aquinas 1994)								
2012	1	1	1	0	0	0	0	0
TOTAL	1	1	1	0	0	0	0	0
NORTH CAROLINA								
Bill Lange (Wittenberg 1921) 1941-RR	1	0	2	0	0	0	0	1
Ben Carnevale (New York U. 1938)								
1946-2d	1	2	1	0	1	0	0	0
Frank McGuire [St. John's (NY) 1936]								
1957-CH, 59	2	5	1	1	0	0	0	0
Dean Smith (Kansas 1953) 1967-4th,								
68-2d, 69-4th, 72-3d, 75, 76, 77-2d, 78,								
79, 80, 81-2d, 82-CH, 83-RR, 84, 85-RR,								
86, 87-RR, 88-RR, 89, 90, 91-T3d, 92,								
93-CH, 94, 95-T3d, 96, 97-T3d	27	65	27	2	3	4	2	4

	Yrs.	W	L	CH	2D	3d%	4th	RR
Bill Guthridge (Kansas St. 1963) 1998- T3d, 99, 2000-T3d	3	8	3	0	0	2	0	0
Matt Doherty (North Carolina 1984) 2001 ..	1	1	1	0	0	0	0	0
Roy Williams (North Carolina 1972) 2004, 05-CH, 06, 07-RR, 08-T3d, 09-CH, 11-RR, 12-RR, 13, 14	10	29	8	2	0	1	0	3
TOTAL	45	110	43	5	4	7	2	8
UNC ASHEVILLE Eddie Biedenbach (North Carolina St. 1968) 2003, 11, 12	3	2	3	0	0	0	0	0
TOTAL	3	2	3	0	0	0	0	0
UNC GREENSBORO Randy Peele (Va. Wesleyan 1980) 1996..... Fran McCaffery (Penn 1982) 2001	1	0	1	0	0	0	0	0
TOTAL	2	0	2	0	0	0	0	0
UNC WILMINGTON Jerry Wainwright (Colorado Col. 1968) 2000, 02..... Brad Brownell (DePauw 1991) 2003, 06.....	2	1	2	0	0	0	0	0
TOTAL	4	1	4	0	0	0	0	0
N.C. A&T Don Corbett [Lincoln (MO) 1965] 1982, 83, 84, 85, 86, 87, 88..... Jeff Capel (Fayetteville St. 1977) 1994	7	0	7	0	0	0	0	0
TOTAL	1	0	1	0	0	0	0	0
N.C. CENTRAL LeVelle Moton (N.C. Central 1996) 2014.....	1	0	1	0	0	0	0	0
TOTAL	1	0	1	0	0	0	0	0
NORTH CAROLINA ST.* Everett Case (Wisconsin 1923) 1950-3d, 51-RR, 52, 54, 56..... Press Maravich (Davis & Elkins 1941) 1965..... Norm Sloan (North Carolina St. 1951) 1970, 74-CH, 80..... Jim Valvano (Rutgers 1967) 1982, 83-CH, 85-RR, 86-RR, 87*, 88*, 89..... Les Robinson (North Carolina St. 1964) 1991..... Herb Sendek (Carnegie Mellon 1985) 2002, 03, 04, 05, 06..... Mark Gottfried (Alabama 1987) 2012, 13, 14.....	5	6	6	0	0	1	0	1
TOTAL	10	1	10	0	0	0	0	0
NORTH DAKOTA ST. Saul Phillips (Wis.-Platteville 1996) 2009, 14.....	2	1	2	0	0	0	0	0
TOTAL	2	1	2	0	0	0	0	0
NORTH TEXAS Jimmy Gales (Alcorn 1963) 1988..... Johnny Jones (LSU 1985) 2007, 10.....	1	0	1	0	0	0	0	0
TOTAL	2	0	2	0	0	0	0	0
NORTHEASTERN Jim Calhoun (American Int'l 1966) 1981, 82, 84, 85, 86..... Karl Fogel (Colby 1968) 1987, 91.....	5	3	5	0	0	0	0	0
TOTAL	7	3	7	0	0	0	0	0
NORTHERN ARIZ. Ben Howland (Weber St. 1980) 1998..... Mike Adras (UC Santa Barbara 1983) 2000..	1	0	1	0	0	0	0	0
TOTAL	2	0	2	0	0	0	0	0
NORTHERN COLO. B.J. Hill (Grand View 1996) 2011.....	1	0	1	0	0	0	0	0
TOTAL	1	0	1	0	0	0	0	0
NORTHERN ILL. John McDougal (Evansville 1950) 1982..... Jim Molinari (Ill. Wesleyan 1977) 1991..... Brian Hammel (Bentley 1975) 1996.....	1	0	1	0	0	0	0	0
TOTAL	3	0	3	0	0	0	0	0
UNI Eldon Miller (Wittenberg 1961) 1990..... Greg McDermott (UNI 1988) 2004, 05, 06. Ben Jacobson (North Dakota 1994) 2009, 10.....	1	1	1	0	0	0	0	0
TOTAL	6	3	6	0	0	0	0	0
NORTHWESTERN ST. Mike McConathy (Louisiana Tech 1977) 2001, 06, 13	3	2	3	0	0	0	0	0

	Yrs.	W	L	CH	2D	3d%	4th	RR
TOTAL	3	2	3	0	0	0	0	0
NOTRE DAME John Jordan (Notre Dame 1935) 1953-RR, 54-RR, 57, 58-RR, 60, 63..... Johnny Dee (Notre Dame 1946) 1965, 69, 70, 71..... Richard "Digger" Phelps (Rider 1963) 1974, 75, 76, 77, 78-4th, 79-RR, 80, 81, 85, 86, 87, 88, 89, 90..... Mike Brey (George Washington 1982) 2001, 02, 03, 07, 08, 10, 11, 12, 13	6	8	6	0	0	0	0	3
TOTAL	4	2	6	0	0	0	0	0
OAKLAND Greg Kampe (Bowling Green 1978) 2005, 10, 11	9	6	9	0	0	0	0	0
TOTAL	33	31	37	0	0	0	1	4
OHIO James Snyder (Ohio 1941) 1960, 61, 64-RR, 65, 70, 72, 74..... Danny Nee (St. Mary of the Plains 1971) 1983, 85..... Larry Hunter (Ohio 1971) 1994..... Tim O'Shea (Boston College 1984) 2005.... John Groce [Taylor (IN) 1994] 2010, 12.....	7	3	8	0	0	0	0	1
TOTAL	2	1	2	0	0	0	0	0
OHIO ST.* Harold Olsen (Wisconsin 1917) 1939-2d, 44-T3d, 45-T3d, 46-3d..... William "Tippy" Dye (Ohio St. 1937) 1950-RR..... Fred Taylor (Ohio St. 1950) 1960-CH, 61-2d, 62-2d, 68-3d, 71-RR..... Eldon Miller (Wittenberg 1961) 1980, 82, 83, 85..... Gary Williams (Maryland 1967) 1987..... Randy Ayers [Miami (OH) 1978] 1990, 91, 92-RR..... Jim O'Brien (Boston College 1971) 1999- T3d*, 2000*, 01*, 02*..... Thad Matta (Butler 1990) 2006, 07-2d, 09, 10, 11, 12-T3d, 13-RR, 14.....	13	7	14	0	0	0	0	1
TOTAL	30	54	29	1	4	6	0	4
OKLAHOMA Bruce Drake (Oklahoma 1929) 1939-T3d, 43-RR, 47-2d..... Dave Bliss (Cornell 1965) 1979..... Billy Tubbs (Lamar 1958) 1983, 84, 85-RR, 86, 87, 88-2d, 89, 90, 92..... Kelvin Sampson (UNC Pembroke 1978) 1995, 96, 97, 98, 99, 2000, 01, 02-T3d, 03-RR, 05, 06..... Jeff Capel III (Duke 1997) 2008, 09-RR..... Lon Kruger (Kansas St. 1975) 2013, 14.....	3	4	3	0	1	1	0	1
TOTAL	11	11	11	0	0	1	0	1
OKLAHOMA CITY Doyle Parrack (Oklahoma St. 1945) 1952, 53, 54, 55..... A.E. "Abe" Lemons (Oklahoma City 1949) 1956-RR, 57-RR, 63, 64, 65, 66, 73	4	1	5	0	0	0	0	0
TOTAL	7	7	8	0	0	0	0	2
OKLAHOMA ST. Hank Iba [Westminster (MO) 1928] 1945-CH, 46-CH, 49-2d, 51-4th, 53-RR, 54-RR, 58-RR, 65-RR..... Paul Hansen (Oklahoma City 1950) 1983.. Eddie Sutton (Oklahoma St. 1958) 1991, 92, 93, 94, 95-T3d, 98, 99, 2000-RR, 01, 02, 03, 04-T3d, 05..... Travis Ford (Kentucky 1994) 2009, 10, 13 14.....	13	22	13	0	0	2	0	1
TOTAL	4	1	4	0	0	0	0	0
OLD DOMINION Paul Webb (William & Mary 1951) 1980, 82, 85..... Tom Young (Maryland 1958) 1986..... Oliver Purnell (Old Dominion 1975) 1992.. Jeff Capel (Fayetteville St. 1977) 1995, 97.. Blaine Taylor (Montana 1982) 2005, 07, 10, 11.....	3	0	3	0	0	0	0	0
TOTAL	11	3	11	0	0	0	0	0
ORAL ROBERTS Ken Trickey (Middle Tenn. 1954) 1974-RR.. Dick Acres (UC Santa Barbara) 1984..... Scott Sutton (Oklahoma St. 1994) 2006, 07, 08.....	1	2	1	0	0	0	0	1
TOTAL	3	0	3	0	0	0	0	0

THE TOURNAMENT

	Yrs.	W	L	CH	2D	3d%	4th	RR
OREGON	TOTAL	5	2	5	0	0	0	1
Howard Hobson (Oregon 1926) 1939-CH.	1	3	0	1	0	0	0	0
John Warren (Oregon 1928) 1945-RR	1	1	1	0	0	0	0	1
Steve Belko (Idaho 1939) 1960-RR, 61	2	2	2	0	0	0	0	1
Jerry Green (Appalachian St. 1968) 1995...	1	0	1	0	0	0	0	0
Ernie Kent (Oregon 1977) 2000, 02-RR, 03, 07-RR, 08	5	6	5	0	0	0	0	2
Dana Altman (Eastern N.M. 1980) 2013, 14	2	3	2	0	0	0	0	0
TOTAL	12	15	11	1	0	0	0	4
OREGON ST.*								
Amory "Slats" Gill (Oregon St. 1925) 1947-RR, 49-4th, 55-RR, 62-RR, 63-4th, 64	6	8	8	0	0	0	2	3
Paul Valenti (Oregon St. 1942) 1966-RR	1	1	1	0	0	0	0	1
Ralph Miller (Kansas 1942) 1975, 80*, 81*, 82-RR*, 84, 85, 88, 89	8	3	9	0	0	0	0	1
Jim Anderson (Oregon St. 1959) 1990	1	0	1	0	0	0	0	0
TOTAL	16	12	19	0	0	0	2	5
PACIFIC								
Dick Edwards (Culver-Stockton 1952) 1966, 67-RR, 71	3	2	4	0	0	0	0	1
Stan Morrison (California 1962) 1979	1	0	1	0	0	0	0	0
Bob Thomason (Pacific 1971) 1997, 2004, 05, 06, 13	5	2	5	0	0	0	0	0
TOTAL	9	4	10	0	0	0	0	1
PENN								
Howard "Howie" Dallmar (Stanford 1948) 1953	1	1	1	0	0	0	0	0
Dick Harter (Penn 1953) 1970, 71-RR	2	2	2	0	0	0	0	1
Chuck Daly (Bloomsburg 1953) 1972-RR, 73, 74, 75	4	3	5	0	0	0	0	1
Bob Weinbauer (SUNY Cortland 1961) 1978, 79-4th, 80, 82	4	6	5	0	0	0	1	0
Craig Littlepage (Penn 1973) 1985	1	0	1	0	0	0	0	0
Tom Schneider (Bucknell 1969) 1987	1	0	1	0	0	0	0	0
Fran Dunphy (La Salle 1970) 1993, 94, 95, 99, 2000, 02, 03, 05, 06	9	1	9	0	0	0	0	0
Glen Miller (UConn 1986) 2007	1	0	1	0	0	0	0	0
TOTAL	23	13	25	0	0	0	1	2
PENN ST.								
John Lawther [Westminster (PA) 1919] 1942-RR	1	1	1	0	0	0	0	1
Elmer Gross (Penn St. 1942) 1952, 54-3d... 1933) 1962	2	4	3	0	0	1	0	0
John Egli (Penn St. 1947) 1955, 65	2	1	3	0	0	0	0	0
Bruce Parkhill (Lock Haven 1971) 1991	1	1	1	0	0	0	0	0
Jerry Dunn (George Mason 1980) 1996, 2001	2	2	2	0	0	0	0	0
Ed DeChellis (Penn St. 1982) 2011	1	0	1	0	0	0	0	0
TOTAL	9	9	11	0	0	1	0	1
PEPPERDINE								
Al Duer (Emporia St. 1929) 1944-RR	1	0	2	0	0	0	0	1
R.L. "Duck" Dowell (Northwest Mo. St. 1933) 1962	1	1	1	0	0	0	0	0
Gary Colson (David Lipscomb 1956) 1976, 79	2	2	2	0	0	0	0	0
Jim Harrick [Charleston (WV) 1960] 1982, 83, 85, 86	4	1	4	0	0	0	0	0
Tom Asbury (Wyoming 1967) 1991, 92, 94	3	0	3	0	0	0	0	0
Jan van Breda Kolff (Vanderbilt 1974) 2000 .. Paul Westphal (Southern California 1972) 2002	1	1	1	0	0	0	0	0
TOTAL	13	5	14	0	0	0	0	1
PITTSBURGH								
Henry Carlson (Pittsburgh 1917) 1941-T3d	1	1	1	0	0	1	0	0
Bob Timmons (Pittsburgh 1933) 1957, 58, 63	3	1	4	0	0	0	0	0
Charles "Buzz" Ridl [Westminster (PA) 1942] 1974-RR	1	2	1	0	0	0	0	1
Roy Chipman (Maine 1961) 1981, 82, 85... Paul Evans (Ithaca 1967) 1987, 88, 89, 91, 93	5	3	5	0	0	0	0	0
Ben Howland (Weber St. 1980) 2002, 03... Jamie Dixon (TCU 1987) 2004, 05, 06, 07, 08, 09-RR, 10, 11, 13, 14	10	12	10	0	0	0	0	1
TOTAL	25	24	26	0	0	1	0	2
PORTLAND								
Al Negratti (Seton Hall 1943) 1959	1	0	1	0	0	0	0	0
Rob Chavez (Colorado Mesa 1980) 1996 ...	1	0	1	0	0	0	0	0
TOTAL	2	0	2	0	0	0	0	0
PORTLAND ST.								
Ken Bone (Seattle Pacific 1983) 2008, 09 ...	2	0	2	0	0	0	0	0

	Yrs.	W	L	CH	2D	3d%	4th	RR
PRAIRIE VIEW	TOTAL	2	0	2	0	0	0	0
Elwood Plummer (Jackson St. 1966) 1998.	1	0	1	0	0	0	0	0
TOTAL	1	0	1	0	0	0	0	0
PRINCETON#								
Franklin Cappon (Michigan 1924) 1952, 55, 60	3	0	5	0	0	0	0	0
J.L. "Jake" McCandless (Princeton 1951) 1961	1	1	2	0	0	0	0	0
Butch van Breda Kolff (Princeton 1947) 1963, 64, 65-3d, 67	4	7	5	0	0	1	0	0
Pete Carril (Lafayette 1952) 1969, 76, 77, 81, 83, 84, 89, 90, 91, 92, 96	11	4	11	0	0	0	0	0
Bill Carmody [Union (NY) 1975] 1997, 98	2	1	2	0	0	0	0	0
John Thompson III (Princeton 1989) 2001, 04	2	0	2	0	0	0	0	0
Sydney Johnson (Princeton 1997) 2011	1	0	1	0	0	0	0	0
TOTAL	24	13	28	0	0	1	0	0
PROVIDENCE								
Joe Mullaney (Holy Cross 1949) 1964, 65-RR, 66	3	2	3	0	0	0	0	1
Dave Gavitt (Dartmouth 1959) 1972, 73-4th, 74, 77, 78	5	5	6	0	0	0	1	0
Rick Pitino (Massachusetts 1974) 1987-T3d	1	4	1	0	0	1	0	0
Rick Barnes (Lenoir-Rhyne 1977) 1989, 90, 94	3	0	3	0	0	0	0	0
Pete Gillen (Fairfield 1968) 1997-RR	1	3	1	0	0	0	0	1
Tim Welsh (SUNY Potsdam 1984) 2001, 04 .. Ed Cooley (Stonehill 1994) 2014	2	0	2	0	0	0	0	0
TOTAL	16	14	17	0	0	1	1	2
PURDUE*								
George King [Charleston (WV) 1950] 1969-2d	1	3	1	0	1	0	0	0
Fred Schaus (West Virginia 1949) 1977	1	0	1	0	0	0	0	0
Lee Rose (Transylvania 1958) 1980-3d	1	5	1	0	0	1	0	0
Gene Keady (Kansas St. 1958) 1983, 84, 85, 86, 87, 88, 90, 91, 93, 94-RR, 95, 96*, 97, 98, 99, 2000-RR, 03	17	19	17	0	0	0	0	2
Matt Painter (Purdue 1993) 2007, 08, 09, 10, 11, 12	6	8	6	0	0	0	0	0
TOTAL	26	35	26	0	1	1	0	2
RADFORD								
Ron Bradley (Eastern Nazarene 1973) 1998	1	0	1	0	0	0	0	0
Brad Greenberg (American 1977) 2009	1	0	1	0	0	0	0	0
TOTAL	2	0	2	0	0	0	0	0
RHODE ISLAND								
Ernie Calverley (Rhode Island 1946) 1961, 66	2	0	2	0	0	0	0	0
Jack Kraft (Saint Joseph's 1942) 1978	1	0	1	0	0	0	0	0
Tom Penders (UConn 1967) 1988	1	2	1	0	0	0	0	0
Al Skinner (Massachusetts 1974) 1993, 97.. Jim Harrick [Charleston (WV) 1960] 1998-RR, 99	2	3	2	0	0	0	0	1
TOTAL	8	6	8	0	0	0	0	1
RICE								
Byron "Buster" Brannon (TCU 1933) 1940-RR, 42-RR	2	1	3	0	0	0	0	2
Don Suman (Rice 1944) 1954	1	1	1	0	0	0	0	0
Don Knodel [Miami (OH) 1953] 1970	1	0	1	0	0	0	0	0
TOTAL	4	2	5	0	0	0	0	2
RICHMOND								
Dick Tarrant (Fordham 1951) 1984, 86, 88, 90, 91	5	5	5	0	0	0	0	0
John Beilein (Wheeling Jesuit 1975) 1998.	1	1	1	0	0	0	0	0
Jerry Wainwright (Colorado Col. 1968) 2004	1	0	1	0	0	0	0	0
Chris Mooney (Princeton 1994) 2010, 11 ...	2	2	2	0	0	0	0	0
TOTAL	9	8	9	0	0	0	0	0
RIDER								
John Carpenter (Penn St. 1958) 1984	1	0	1	0	0	0	0	0
Kevin Bannon (Saint Peter's 1979) 1993, 94.	2	0	2	0	0	0	0	0
TOTAL	3	0	3	0	0	0	0	0
ROBERT MORRIS								
Matt Furjanic (Point Park 1973) 1982, 83... Jarrett Durham (Duquesne 1971) 1989, 90, 92	3	0	3	0	0	0	0	0
Mike Rice (Fordham 1991) 2009, 10	2	0	2	0	0	0	0	0
TOTAL	7	1	7	0	0	0	0	0

	Yrs.	W	L	CH	2D	3d%	4th	RR
RUTGERS								
Tom Young (Maryland 1958) 1975, 76-4th, 79, 83.....	4	5	5	0	0	0	1	0
Bob Wenzel (Rutgers 1971) 1989, 91.....	2	0	2	0	0	0	0	0
TOTAL	6	5	7	0	0	0	1	0
ST. BONAVENTURE								
Eddie Donovan (St. Bonaventure 1950) 1961.....	1	2	1	0	0	0	0	0
Larry Weise (St. Bonaventure 1958) 1968, 70-4th.....	2	4	4	0	0	0	1	0
Jim Satalin (St. Bonaventure 1969) 1978.....	1	0	1	0	0	0	0	0
Jim Baron (St. Bonaventure 1977) 2000.....	1	0	1	0	0	0	0	0
Mark Schmidt (Boston College 1985) 2012.....	1	0	1	0	0	0	0	0
TOTAL	6	6	8	0	0	0	1	0
SAINT FRANCIS (PA)								
Jim Baron (St. Bonaventure 1977) 1991.....	1	0	1	0	0	0	0	0
TOTAL	1	0	1	0	0	0	0	0
ST. JOHN'S (NY)*								
Frank McGuire [St. John's (NY) 1936] 1951-RR, 52-2d.....	2	5	2	0	1	0	0	1
Joe Lapchick (No college) 1961.....	1	0	1	0	0	0	0	0
Frank Mulzoff [St. John's (NY) 1951] 1973.....	1	0	1	0	0	0	0	0
Lou Carnesecca [St. John's (NY) 1946] 1967, 68, 69, 76, 77, 78, 79-RR, 80, 82, 83, 84, 85-T3d, 86, 87, 88, 90, 91-RR, 92.....	18	17	20	0	0	1	0	2
Brian Mahoney (Manhattan 1971) 1993.....	1	1	1	0	0	0	0	0
Fran Fraschilla (Brooklyn 1980) 1998.....	1	0	1	0	0	0	0	0
Mike Jarvis (Northeastern 1968) 1999-RR, 2000, 02*.....	3	4	3	0	0	0	0	1
Steve Lavin (Chapman 1988) 2011.....	1	0	1	0	0	0	0	0
TOTAL	28	27	30	0	1	1	0	4
SAINT JOSEPH'S*								
John "Jack" Ramsay (Saint Joseph's 1949) 1959, 60, 61-3d*, 62, 63-RR, 65, 66.....	7	8	11	0	0	1	0	1
John "Jack" McKinney (Saint Joseph's 1957) 1969, 71, 73, 74.....	4	0	4	0	0	0	0	0
Jim Lynam (Saint Joseph's 1964) 1981-RR.....	1	3	1	0	0	0	0	1
Jim Boyle (Saint Joseph's 1964) 1982, 86... ..	2	1	2	0	0	0	0	0
Phil Martelli (Widener 1976) 1997, 2001, 03, 04-RR, 08, 14.....	6	6	6	0	0	0	0	1
TOTAL	20	18	24	0	0	1	0	3
SAINT LOUIS								
Eddie Hickey (Creighton 1927) 1952-RR, 57.....	2	1	3	0	0	0	0	1
Charlie Spoonhour (School of Ozarks 1961) 1994, 95, 98.....	3	2	3	0	0	0	0	0
Lorenzo Romar (Washington 1980) 2000.. ..	1	0	1	0	0	0	0	0
Rick Majerus (Marquette 1970) 2012.....	1	1	1	0	0	0	0	0
Jim Crews (Indiana 1976) 2013, 14.....	2	2	2	0	0	0	0	0
TOTAL	9	6	10	0	0	0	0	1
ST. MARY'S (CA)								
James Weaver (DePaul 1947) 1959-RR.....	1	1	1	0	0	0	0	1
Lynn Nance (Washington 1965) 1989.....	1	0	1	0	0	0	0	0
Ernie Kent (Oregon 1977) 1997.....	1	0	1	0	0	0	0	0
Randy Bennett (UC San Diego 1986) 2005, 08, 10, 12, 13.....	5	3	5	0	0	0	0	0
TOTAL	8	4	8	0	0	0	0	1
SAINT PETER'S								
Ted Fiore (Seton Hall 1962) 1991, 95.....	2	0	2	0	0	0	0	0
John Dunne (Ithaca 1992) 2011.....	1	0	1	0	0	0	0	0
TOTAL	3	0	3	0	0	0	0	0
SAM HOUSTON ST.								
Bob Marlin (Mississippi St. 1981) 2003, 10.....	2	0	2	0	0	0	0	0
TOTAL	2	0	2	0	0	0	0	0
SAMFORD								
Jimmy Tillette (Our Lady of Holy Cross 1975) 1999, 2000.....	2	0	2	0	0	0	0	0
TOTAL	2	0	2	0	0	0	0	0
SAN DIEGO								
Jim Brovelli (San Francisco 1964) 1984.....	1	0	1	0	0	0	0	0
Hank Egan (Navy 1960) 1987.....	1	0	1	0	0	0	0	0
Brad Holland (UCLA 1979) 2003.....	1	0	1	0	0	0	0	0
Bill Grier (Oregon 1990) 2008.....	1	1	1	0	0	0	0	0
TOTAL	4	1	4	0	0	0	0	0
SAN DIEGO ST.								
Tim Vezie (Denver 1967) 1975, 76.....	2	0	2	0	0	0	0	0
Dave "Smokey" Gaines (LeMoyne-Owen 1963) 1985.....	1	0	1	0	0	0	0	0
Steve Fisher (Illinois St. 1967) 2002, 06, 10, 11, 12, 13, 14.....	7	5	7	0	0	0	0	0
TOTAL	10	5	10	0	0	0	0	0

	Yrs.	W	L	CH	2D	3d%	4th	RR
SAN FRANCISCO								
Phil Woolpert (Loyola Marymount 1940) 1955-CH, 56-CH, 57-3d, 58.....	4	13	2	2	0	1	0	0
Peter Peletta (Sacramento St. 1950) 1963, 64-RR, 65-RR.....	3	3	3	0	0	0	0	2
Bob Gaillard (San Francisco 1962) 1972, 73-RR, 74-RR, 77, 78.....	5	4	5	0	0	0	0	2
Dan Belluomini (San Francisco 1964) 1979.....	1	1	1	0	0	0	0	0
Peter Barry (San Francisco 1970) 1981, 82.....	2	0	2	0	0	0	0	0
Phil Mathews (UC Irvine 1972) 1998.....	1	0	1	0	0	0	0	0
TOTAL	16	21	14	2	0	1	0	4
SAN JOSE ST.								
Walter McPherson (San Jose St. 1940) 1951.....	1	0	1	0	0	0	0	0
Bill Berry (Michigan St. 1965) 1980.....	1	0	1	0	0	0	0	0
Stan Morrison (California 1962) 1996.....	1	0	1	0	0	0	0	0
TOTAL	3	0	3	0	0	0	0	0
SANTA CLARA								
Bob Feerick (Santa Clara 1941) 1952-4th, 53-RR, 54-RR, 60.....	4	6	6	0	0	0	1	2
Dick Garibaldi (Santa Clara 1957) 1968-RR, 69-RR, 70.....	3	3	3	0	0	0	0	2
Carroll Williams (San Jose St. 1955) 1987... ..	1	0	1	0	0	0	0	0
Dick Davey (Pacific 1964) 1993, 95, 96.....	3	2	3	0	0	0	0	0
TOTAL	11	11	13	0	0	0	1	4
SEATTLE#								
Al Brightman [Charleston (WV)] 1953, 54, 55, 56.....	4	4	6	0	0	0	0	0
John Castellani (Notre Dame 1952) 1958-2d.....	1	4	1	0	1	0	0	0
Vince Cazzetta (Arnold 1950) 1961, 62.....	2	0	2	0	0	0	0	0
Clair Markey (Seattle 1963) 1963.....	1	0	1	0	0	0	0	0
Bob Boyd (Southern California 1953) 1964.....	1	2	1	0	0	0	0	0
Lionel Purcell (UC Santa Barbara 1952) 1967.....	1	0	1	0	0	0	0	0
Morris Buckwalter (Utah 1956) 1969.....	1	0	1	0	0	0	0	0
TOTAL	11	10	13	0	1	0	0	0
SETON HALL								
P. J. Carlesimo (Fordham 1971) 1988, 89-2d, 91-RR, 92, 93, 94.....	6	12	6	0	1	0	0	1
Tommy Amaker (Duke 1987) 2000.....	1	2	1	0	0	0	0	0
Louis Orr (Syracuse 1980) 2004, 06.....	2	1	2	0	0	0	0	0
TOTAL	9	15	9	0	1	0	0	1
SIENA								
Mike Deane (SUNY Potsdam 1974) 1989... ..	1	1	1	0	0	0	0	0
Paul Hewitt (St. John Fisher 1985) 1999.....	1	0	1	0	0	0	0	0
Rob Lanier (St. Bonaventure 1990) 2002... ..	1	1	1	0	0	0	0	0
Fran McCaffery (Penn 1982) 2008, 09, 10... ..	3	2	3	0	0	0	0	0
TOTAL	6	4	6	0	0	0	0	0
SOUTH ALA.								
Cliff Ellis (Florida St. 1968) 1979, 80.....	2	0	2	0	0	0	0	0
Ronnie Arrow (Texas St. 1969) 1989, 91.....	2	1	2	0	0	0	0	0
Bill Musselman (Wittenberg 1962) 1997... ..	1	0	1	0	0	0	0	0
Bob Weltlich (Ohio St. 1967) 1998.....	1	0	1	0	0	0	0	0
John Pelphrey (Kentucky 1992) 2006.....	1	0	1	0	0	0	0	0
Ronnie Arrow (Texas St. 1969) 2008.....	1	0	1	0	0	0	0	0
TOTAL	8	1	8	0	0	0	0	0
SOUTH CAROLINA								
Frank McGuire [St. John's (NY) 1936] 1971, 72, 73, 74.....	4	4	5	0	0	0	0	0
George Felton (South Carolina 1975) 1989.....	1	0	1	0	0	0	0	0
Eddie Fogler (North Carolina 1970) 1997, 98.....	2	0	2	0	0	0	0	0
Dave Odom (Guilford 1965) 2004.....	1	0	1	0	0	0	0	0
TOTAL	8	4	9	0	0	0	0	0
SOUTH CAROLINA ST.								
Cy Alexander (Catawba 1975) 1989, 96, 98, 2000, 03.....	5	0	5	0	0	0	0	0
TOTAL	5	0	5	0	0	0	0	0
SOUTH DAKOTA ST.								
Scott Nagy (Delta St. 1988) 2012, 13.....	2	0	2	0	0	0	0	0
TOTAL	2	0	2	0	0	0	0	0
SOUTH FLA.								
Bobby Paschal (Stetson 1964) 1990, 92.....	2	0	2	0	0	0	0	0
Stan Heath (Eastern Mich. 1988) 2012.....	1	2	1	0	0	0	0	0
TOTAL	3	2	3	0	0	0	0	0
SOUTHEAST MO. ST.								
Gary Garner (Missouri 1965) 2000.....	1	0	1	0	0	0	0	0
TOTAL	1	0	1	0	0	0	0	0



	Yrs.	W	L	CH	2D	3d%	4th	RR
WAGNER								
Derek Whittenburg (North Carolina St. 1984) 2003.....	1	0	1	0	0	0	0	0
TOTAL	1	0	1	0	0	0	0	0
WAKE FOREST								
Murray Greason (Wake Forest 1926) 1939-RR, 53.....	2	1	2	0	0	0	0	1
Horace "Bones" McKinney (North Carolina 1946) 1961-RR, 62-3d.....	2	6	2	0	0	1	0	1
Carl Tacy (Davis & Elkins 1956) 1977-RR, 81, 82, 84-RR.....	4	5	4	0	0	0	0	2
Dave Odum (Guilford 1965) 1991, 92, 93, 94, 95, 96-RR, 97, 2001.....	8	10	8	0	0	0	0	1
Skip Prosser (Merchant Marine 1972) 2002, 03, 04, 05.....	4	5	4	0	0	0	0	0
Dino Gaudio (Ohio 1981) 2009, 10.....	2	1	2	0	0	0	0	0
TOTAL	22	28	22	0	0	1	0	5
WASHINGTON								
Clarence "Hec" Edmundson (Idaho 1909) 1943-RR.....	1	0	2	0	0	0	0	1
Art McLarney (Washington St. 1932) 1948-RR.....	1	1	1	0	0	0	0	1
William "Tippy" Dye (Ohio St. 1937) 1951-RR, 53-3d.....	2	5	2	0	0	1	0	1
Marv Harshman (Pacific Lutheran 1942) 1976, 84, 85.....	3	2	3	0	0	0	0	0
Andy Russo (Lake Forest 1970) 1986.....	1	0	1	0	0	0	0	0
Bob Bender (Duke 1980) 1998, 99.....	2	2	2	0	0	0	0	0
Lorenzo Romar (Washington 1980) 2004, 05, 06, 09, 10, 11.....	6	8	6	0	0	0	0	0
TOTAL	16	18	17	0	0	1	0	3
WASHINGTON ST.								
Jack Friel (Washington St. 1923) 1941-2d., George Raveling (Villanova 1960) 1980, 83.....	2	1	2	0	0	0	0	0
Kelvin Sampson (UNC Pembroke 1978) 1994.....	1	0	1	0	0	0	0	0
Tony Bennett (Green Bay 1992) 2007, 08.....	2	3	2	0	0	0	0	0
TOTAL	6	6	6	0	1	0	0	0
WAYNE ST. (MI)								
Joel Mason (Western Mich. 1936) 1956.....	1	1	2	0	0	0	0	0
TOTAL	1	1	2	0	0	0	0	0
WEBER ST.								
Dick Motta (Utah St. 1953) 1968.....	1	0	1	0	0	0	0	0
Phil Johnson (Utah St. 1953) 1969, 70, 71..	3	2	3	0	0	0	0	0
Gene Visscher (Weber St. 1966) 1972, 73..	2	1	3	0	0	0	0	0
Neil McCarthy (Sacramento St. 1965) 1978, 79, 80, 83.....	4	1	4	0	0	0	0	0
Ron Abegglen (BYU 1962) 1995, 99.....	2	2	2	0	0	0	0	0
Joe Cravens (Texas-Arlington 1977) 2003..	1	0	1	0	0	0	0	0
Randy Rahe (Buena Vista 1982) 2007, 14..	2	0	2	0	0	0	0	0
TOTAL	15	6	16	0	0	0	0	0
WEST TEX. A&M								
W.A. "Gus" Miller (West Tex. A&M 1927) 1955.....	1	0	1	0	0	0	0	0
TOTAL	1	0	1	0	0	0	0	0
WEST VIRGINIA								
Fred Schaus (West Virginia 1949) 1955, 56, 57, 58, 59-2d, 60.....	6	6	6	0	1	0	0	0
George King [Charleston (WV) 1950] 1962, 63, 65.....	3	2	3	0	0	0	0	0
Raymond "Bucky" Waters (North Carolina St. 1957) 1967.....	1	0	1	0	0	0	0	0
Gale Catlett (West Virginia 1963) 1982, 83, 84, 86, 87, 89, 92, 98.....	8	5	8	0	0	0	0	0
John Beilein (Wheeling Jesuit 1975) 2005-RR, 06.....	2	5	2	0	0	0	0	1
Bob Huggins (West Virginia 1977) 2008, 09, 10-T3d, 11, 12.....	5	7	5	0	0	1	0	0
TOTAL	25	25	25	0	1	1	0	1
WESTERN CARO.								
Phil Hopkins (Gardner-Webb 1972) 1996..	1	0	1	0	0	0	0	0
TOTAL	1	0	1	0	0	0	0	0

	Yrs.	W	L	CH	2D	3d%	4th	RR
WESTERN KY.*								
Ed Diddle (Centre 1921) 1940-RR, 60, 62....	3	3	4	0	0	0	0	1
Johnny Oldham (Western Ky. 1948) 1966, 67, 70, 71-3d*.....	4	6	4	0	0	1	0	0
Jim Richards (Western Ky. 1959) 1976, 78..	2	1	2	0	0	0	0	0
Gene Keady (Kansas St. 1958) 1980.....	1	0	1	0	0	0	0	0
Clem Haskins (Western Ky. 1967) 1981, 86..	2	1	2	0	0	0	0	0
Murray Arnold (American 1960) 1987.....	1	1	1	0	0	0	0	0
Ralph Willard (Holy Cross 1967) 1993, 94....	2	2	2	0	0	0	0	0
Matt Kilcullen (Lehman 1976) 1995.....	1	1	1	0	0	0	0	0
Dennis Felton (Howard 1985) 2001, 02, 03.....	3	0	3	0	0	0	0	0
Darrin Horn (Western Ky. 1995) 2008.....	1	2	1	0	0	0	0	0
Ken McDonald (Providence 1992) 2009.....	1	1	1	0	0	0	0	0
Ray Harper (Ky. Wesleyan 1985) 2012, 13..	2	1	2	0	0	0	0	0
TOTAL	23	19	24	0	0	1	0	1
WESTERN MICH.								
Eldon Miller (Wittenberg 1961) 1976.....	1	1	1	0	0	0	0	0
Bob Donewald (Hanover 1964) 1998.....	1	1	1	0	0	0	0	0
Steve Hawkins (South Ala. 1987) 2004, 14.....	2	0	2	0	0	0	0	0
TOTAL	4	2	4	0	0	0	0	0
WICHITA ST.								
Ralph Miller (Kansas 1942) 1964-RR.....	1	1	1	0	0	0	0	1
Gary Thompson (Wichita St. 1954) 1965-4th.....	1	2	2	0	0	0	1	0
Harry Miller (Eastern N.M. 1951) 1976.....	1	0	1	0	0	0	0	0
Gene Smithson [North Central (IL) 1961] 1981-RR, 85.....	2	3	2	0	0	0	0	1
Eddie Fogler (North Carolina 1970) 1987, 88.....	2	0	2	0	0	0	0	0
Mark Turgeon (Kansas 1987) 2006.....	1	2	1	0	0	0	0	0
Gregg Marshall (Randolph-Macon 1985) 2012, 13-T3d, 14.....	3	5	3	0	0	1	0	0
TOTAL	11	13	12	0	0	1	1	2
WILLIAMS								
Alex Shaw (Michigan 1932) 1955.....	1	0	1	0	0	0	0	0
TOTAL	1	0	1	0	0	0	0	0
WINTHROP								
Gregg Marshall (Randolph-Macon 1985) 1999, 2000, 01, 02, 05, 06, 07.....	7	1	7	0	0	0	0	0
Randy Peele (Va. Wesleyan 1980) 2008, 10.....	2	0	2	0	0	0	0	0
TOTAL	9	1	9	0	0	0	0	0
WISCONSIN								
Harold "Bud" Foster (Wisconsin 1930) 1941-CH, 47-RR.....	2	4	1	1	0	0	0	1
Stu Jackson (Seattle 1978) 1994.....	1	1	1	0	0	0	0	0
Dick Bennett (Ripon 1965) 1997, 99, 2000-T3d.....	3	4	3	0	0	1	0	0
Brad Soderberg (Wis.-Stevens Point 1985) 2001.....	1	0	1	0	0	0	0	0
Bo Ryan (Wilkes 1969) 2002, 03, 04, 05-RR, 06, 07, 08, 09, 10, 11, 12, 13, 14-3rd.....	13	20	13	0	0	1	0	1
TOTAL	20	29	19	1	0	2	0	2
WOFFORD								
Mike Young (Emory & Henry 1986) 2010, 11, 14.....	3	0	3	0	0	0	0	0
TOTAL	3	0	3	0	0	0	0	0
WRIGHT ST.								
Ralph Underhill (Tennessee Tech 1964) 1993.....	1	0	1	0	0	0	0	0
Brad Brownell (DePauw 1991) 2007.....	1	0	1	0	0	0	0	0
TOTAL	2	0	2	0	0	0	0	0
WYOMING								
Everett Shelton (Phillips 1923) 1941-RR, 43-CH, 47-RR, 48-RR, 49-RR, 52-RR, 53, 58.....	8	4	12	1	0	0	0	5
Bill Strannigan (Wyoming 1941) 1967.....	1	0	2	0	0	0	0	0
Jim Brandenburg (Colorado St. 1958) 1981, 82, 87.....	3	4	3	0	0	0	0	0
Benny Dees (Wyoming 1958) 1988.....	1	0	1	0	0	0	0	0
Steve McClain (Chadron St. 1984) 2002.....	1	1	1	0	0	0	0	0
TOTAL	14	9	19	1	0	0	0	5
XAVIER								
Jim McCafferty [Loyola (LA) 1942] 1961.....	1	0	1	0	0	0	0	0
Bob Staak (UConn 1971) 1983.....	1	0	1	0	0	0	0	0
Pete Gillen (Fairfield 1968) 1986, 87, 88, 89, 90, 91, 93.....	7	5	7	0	0	0	0	0
Skip Prosser (Merchant Marine 1972) 1995, 97, 98, 2001.....	4	1	4	0	0	0	0	0
Thad Matta (Butler 1990) 2002, 03, 04-RR..	3	5	3	0	0	0	0	1
Sean Miller (Pittsburgh 1992) 2006, 07 08-RR, 09.....	4	6	4	0	0	0	0	1

	Yrs.	W	L	CH	2D	3d%	4th	RR
Chris Mack (Xavier 1992) 2010, 11, 12, 14..	4	4	4	0	0	0	0	0
TOTAL	24	21	24	0	0	0	0	2

YALE

Howard Hobson (Oregon 1926) 1949-RR..	1	0	2	0	0	0	0	1
Joe Vancisin (Dartmouth 1944) 1957, 62...	2	0	2	0	0	0	0	0
TOTAL	3	0	4	0	0	0	0	1

National 3d-place games did not start until 1946 and ended in 1981; in other years, two teams tied for third and both are listed in this column. RR-Regional runner-up, or one victory from Final Four, thus in the top eight.

NOTES ON TEAMS AND COACHES:

MICHIGAN: Steve Fisher coached Michigan in the 1989 tournament; Bill Freider was the coach during the regular season.
 MISSOURI: Rich Daly coached Missouri in the 1989 tournament due to Norm Stewart's illness; Missouri credits the entire 1989 season to Stewart.
 PRINCETON: Jake McCandless coached Princeton in the 1961 tournament; Franklin Cappon suffered a heart attack 11 games into the season; Princeton credits the 1961 regular season to Cappon and the postseason to McCandless.
 SEATTLE: Clair Markey coached Seattle in the 1963 tournament due to Vince Cazetta's resignation.

*** TEAMS VACATING NCAA TOURNAMENT ACTION**

Teams	Years	Record	Placing	Conference
Alabama.....	1987	2-1		Southeastern
Arizona.....	1999, 2008	0-2		Pacific-10
Ark.-Pine Bluff.....	2010	1-1		Southwestern
Austin Peay.....	1973	1-2		Ohio Valley
California.....	1996	0-1		Pacific-10
Clemson.....	1990	2-1		Atlantic Coast
UConn.....	1996	2-1		Big East
DePaul.....	1986-89	6-4		Independent
Florida.....	1987-88	3-2		Southeastern
Fresno St.....	2000	0-1		Western Athletic
Georgia.....	1985, 2002	2-2		Southeastern
Iona.....	1980	1-1		Independent
Kentucky.....	1988	2-1		Southeastern
Long Beach St.....	1971-73	6-3	2 RR	Pacific Coast
La.-Lafayette.....	1972-73, 2004-05	3-5		Southland/Sun Belt
Loyola Marymount.....	1980	0-1		West Coast
Marshall.....	1987	0-1		Southern
Maryland.....	1988	1-1		Atlantic Coast
Massachusetts.....	1996	4-1	3d	Atlantic 10
Memphis.....	1982-86, 2008	14-6	2d, 3d	Metro, C-USA
Michigan.....	1992-93, 96, 98	7-3	2 2d	Big Ten
Minnesota.....	1972, 94-95, 97	6-4	3d	Big Ten
Missouri.....	1994	3-1	RR	Big Eight
New Mexico St.....	1992-94	3-3		Big West
North Carolina St.....	1987-88	0-2		Atlantic Coast
Ohio St.....	1999-2002	6-4	3d	Big Ten
Oregon St.....	1980-82	2-3	RR	Pacific-10
Purdue.....	1996	1-1		Big Ten
St. John's (NY).....	2002	0-1		Big East
Saint Joseph's.....	1961	3-1	3d	Middle Atlantic
Southern California.....	2008	0-1		Pacific-10
Texas Tech.....	1996	2-1		Southwest
UCLA.....	1980, 99	5-2	2d	Pacific-10
Villanova.....	1971	4-1	2d	Independent
Western Ky.....	1971	4-1	3d	Ohio Valley
35 schools.....	66 years	96-675	2d, 6 3d, 4 RR	

Official NCAA Records	Yrs	Won	Lost	CH	2d	3d	4th	RR
Alabama.....	19	18	19	0	0	0	0	1
Arizona.....	29	51	28	1	1	2	0	6
Ark.-Pine Bluff.....	1	0	1	0	0	0	0	0
Austin Peay.....	5	1	5	0	0	0	0	0
California.....	17	20	17	1	1	0	1	2
Clemson.....	10	7	10	0	0	0	0	1
UConn.....	31	56	28	4	0	1	0	6
DePaul.....	18	15	21	0	0	2	0	1
Florida.....	17	39	15	2	1	2	0	3
Fresno St.....	4	2	4	0	0	0	0	0
Georgia.....	9	5	9	0	0	1	0	0
Iona.....	9	0	9	0	0	0	0	0
Kentucky.....	53	116	47	8	4	4	0	19
Long Beach St.....	6	1	7	0	0	0	0	0
La.-Lafayette.....	5	1	5	0	0	0	0	0
Loyola Marymount.....	4	5	4	0	0	0	0	1
Marshall.....	4	0	4	0	0	0	0	0
Maryland.....	23	37	22	1	0	1	0	2
Massachusetts.....	8	7	8	0	0	0	0	1
Memphis.....	20	20	20	0	1	0	0	3
Michigan.....	21	44	21	1	3	1	0	6
Minnesota.....	8	7	8	0	0	0	0	1
Missouri.....	25	19	25	0	0	0	0	4
New Mexico St.....	18	7	20	0	0	1	0	0
North Carolina St.....	23	35	22	2	0	1	0	3
Ohio St.....	26	48	25	1	4	5	0	4
Oregon St.....	13	10	16	0	0	0	2	4
Purdue.....	25	34	25	0	1	1	0	2
St. John's (NY).....	27	27	29	0	1	1	0	4
Saint Joseph's.....	19	15	23	0	0	0	0	3
Southern California.....	15	12	17	0	0	1	1	1
Texas Tech.....	13	6	14	0	0	0	0	0
UCLA.....	44	97	37	11	1	4	1	4
Villanova.....	33	46	33	1	0	2	0	8
Western Ky.....	22	15	23	0	0	0	0	1

THE TOURNAMENT



The Coaches

Coaches Records	2
Coaches with Accomplished Records.....	3
Coaches Who Have Played and Coached in the Final Four and Tournament.....	6
Coaches of All-Time	8
Championship Coaches' Ages.	10
Tournament Coaches.....	11



Coaches Records

Won-Lost Records of Champions

Year	Champion	Coach	W-L	Pct.
1939	Oregon	Howard Hobson	29-5	.853
1940	Indiana	Branch McCracken	20-3	.870
1941	Wisconsin	Harold Foster	20-3	.870
1942	Stanford	Everett Dean	28-4	.875
1943	Wyoming	Everett Shelton	31-2	.939
1944	Utah	Vadal Peterson	21-4	.840
1945	Oklahoma St.	Henry Iba	27-4	.871
1946	Oklahoma St.	Henry Iba	31-2	.939
1947	Holy Cross	Doggie Julian	27-3	.900
1948	Kentucky	Adolph Rupp	36-3	.923
1949	Kentucky	Adolph Rupp	32-2	.941
1950	CCNY	Nat Holman	24-5	.828
1951	Kentucky	Adolph Rupp	32-2	.941
1952	Kansas	Phog Allen	28-3	.903
1953	Indiana	Branch McCracken	23-3	.885
1954	La Salle	Ken Loeffler	26-4	.867
1955	San Francisco	Phil Woolpert	28-1	.966
1956	San Francisco	Phil Woolpert	29-0	1.000
1957	North Carolina	Frank McGuire	32-0	1.000
1958	Kentucky	Adolph Rupp	23-6	.793
1959	California	Pete Newell	25-4	.862
1960	Ohio St.	Fred Taylor	25-3	.893
1961	Cincinnati	Ed Jucker	27-3	.900
1962	Cincinnati	Ed Jucker	29-2	.935
1963	Loyola Chicago	George Ireland	29-2	.935
1964	UCLA	John Wooden	30-0	1.000
1965	UCLA	John Wooden	28-2	.933
1966	UTEP	Don Haskins	28-1	.966
1967	UCLA	John Wooden	30-0	1.000
1968	UCLA	John Wooden	29-1	.967
1969	UCLA	John Wooden	29-1	.967
1970	UCLA	John Wooden	28-2	.933
1971	UCLA	John Wooden	29-1	.967
1972	UCLA	John Wooden	30-0	1.000
1973	UCLA	John Wooden	30-0	1.000
1974	North Carolina St.	Norm Sloan	30-1	.968
1975	UCLA	John Wooden	28-3	.903

Year	Champion	Coach	W-L	Pct.
1976	Indiana	Bob Knight	32-0	1.000
1977	Marquette	Al McGuire	25-7	.781
1978	Kentucky	Joe B. Hall	30-2	.938
1979	Michigan St.	Jud Heathcote	26-6	.813
1980	Louisville	Denny Crum	33-3	.917
1981	Indiana	Bob Knight	26-9	.743
1982	North Carolina	Dean Smith	32-2	.941
1983	North Carolina St.	Jim Valvano	26-10	.722
1984	Georgetown	John Thompson	34-3	.919
1985	Villanova	Rollie Massimino	25-10	.714
1986	Louisville	Denny Crum	32-7	.821
1987	Indiana	Bob Knight	30-4	.882
1988	Kansas	Larry Brown	27-11	.711
1989	Michigan	Steve Fisher	30-7	.811
1990	UNLV	Jerry Tarkanian	35-5	.875
1991	Duke	Mike Krzyzewski	32-7	.821
1992	Duke	Mike Krzyzewski	34-2	.944
1993	North Carolina	Dean Smith	34-4	.895
1994	Arkansas	Nolan Richardson	31-3	.912
1995	UCLA	Jim Harrick	31-2	.939
1996	Kentucky	Rick Pitino	34-2	.944
1997	Arizona	Lute Olson	25-9	.735
1998	Kentucky	Tubby Smith	35-4	.897
1999	UConn	Jim Calhoun	34-2	.944
2000	Michigan St.	Tom Izzo	32-7	.821
2001	Duke	Mike Krzyzewski	35-4	.897
2002	Maryland	Gary Williams	32-4	.889
2003	Syracuse	Jim Boeheim	30-5	.857
2004	UConn	Jim Calhoun	33-6	.846
2005	North Carolina	Roy Williams	33-4	.892
2006	Florida	Billy Donovan	33-6	.846
2007	Florida	Billy Donovan	35-5	.875
2008	Kansas	Bill Self	37-3	.925
2009	North Carolina	Roy Williams	34-4	.895
2010	Duke	Mike Krzyzewski	35-5	.875
2011	UConn	Jim Calhoun	32-9	.780
2012	Kentucky	John Calipari	38-2	.950
2013	Louisville	Rick Pitino	35-5	.875
2014	UConn	Kevin Ollie	32-8	.800

Final Four Records

Note: Records adjusted for vacated games.

NCAA CHAMPIONSHIPS

- 10, John Wooden, UCLA, 1964-75
- 4, Mike Krzyzewski, Duke, 1991-2010
- 4, Adolph Rupp, Kentucky, 1948-58
- 3, Jim Calhoun, UConn, 1999-2011
- 3, Bob Knight, Indiana, 1976-87
- 2, Denny Crum, Louisville, 1980-86
- 2, Billy Donovan, Florida, 2006-07
- 2, Henry Iba, Oklahoma St., 1945-46
- 2, Ed Jucker, Cincinnati, 1961-62
- 2, Branch McCracken, Indiana, 1940-53
- 2, Rick Pitino, Kentucky & Louisville, 1996-2013
- 2, Dean Smith, North Carolina, 1982-93
- 2, Roy Williams, North Carolina, 2005-09
- 2, Phil Woolpert, San Francisco, 1955-56

FINAL FOUR APPEARANCES

- 12, John Wooden, UCLA, 1962-75
- 11, Mike Krzyzewski, Duke, 1986-2010
- 11, Dean Smith, North Carolina, 1967-97
- 7, Rick Pitino, Providence, Kentucky & Louisville, 1987-2013
- 7, Roy Williams, Kansas & North Carolina, 1990-2009
- 6, Denny Crum, Louisville, 1972-86
- 6, Tom Izzo, Michigan St., 1999-2010
- 6, Adolph Rupp, Kentucky, 1942-66
- 5, Bob Knight, Indiana, 1973-92
- 5, Guy Lewis, Houston, 1967-84
- 5, Lute Olson, Iowa & Arizona, 1980-2001

CONSECUTIVE FINAL FOUR APPEARANCES

- 9, John Wooden, UCLA, 1967-75

- 5, Mike Krzyzewski, Duke, 1988-92
- 3, Ben Howland, UCLA, 2006-08
- 3, Tom Izzo, Michigan St., 1999-2001
- 3, Ed Jucker, Cincinnati, 1961-63
- 3, Guy Lewis, Houston, 1982-84
- 3, Harold Olsen, Ohio St., 1944-46
- 3, Dean Smith, North Carolina, 1967-69
- 3, Fred Taylor, Ohio St., 1960-62
- 3, Phil Woolpert, San Francisco, 1955-57

FINAL FOUR GAMES

- 24, John Wooden, UCLA, 1962-75
- 19, Mike Krzyzewski, Duke, 1988-2010
- 19, Dean Smith, North Carolina, 1967-97
- 11, Adolph Rupp, Kentucky, 1942-66
- 11, Roy Williams, Kansas & North Carolina, 1991-2009
- 10, Denny Crum, Louisville, 1972-86
- 10, Rick Pitino, Providence, Kentucky & Louisville, 1987-2013
- 9, Bob Knight, Indiana, 1973-87
- 9, Guy Lewis, Houston, 1967-84
- 8, Jack Gardner, Kansas St. & Utah, 1948-66
- 8, Henry Iba, Oklahoma St., 1945-51
- 8, Tom Izzo, Michigan St., 1999-2010
- 8, Lute Olson, Iowa & Arizona, 1980-2001
- 8, Fred Taylor, Ohio St., 1960-68

FINAL FOUR WINS

- 21, John Wooden, UCLA, 1962-75
- 12, Mike Krzyzewski, Duke, 1988-2010
- 9, Adolph Rupp, Kentucky, 1942-66
- 8, Dean Smith, North Carolina, 1967-97
- 7, Bob Knight, Indiana, 1973-87
- 6, Jim Calhoun, UConn, 1999-2011
- 6, Roy Williams, Kansas & North Carolina, 1991-2009
- 5, Denny Crum, Louisville, 1972-86
- 5, Billy Donovan, Florida, 2000-07

- 5, Henry Iba, Oklahoma St., 1945-51
- 5, Ed Jucker, Cincinnati, 1961-63
- 5, Rick Pitino, Providence, Kentucky & Louisville, 1987-2013
- 5, Fred Taylor, Ohio St., 1960-68
- 5, Phil Woolpert, San Francisco, 1955-57

FINAL FOUR WINNING PERCENTAGE (Minimum four games)

- 1.000 (4-0), Branch McCracken, Indiana, 1940-53
- .875 (21-3), John Wooden, UCLA, 1962-75
- .857 (6-1), Jim Calhoun, UConn, 1999-2011
- .833 (5-1), Billy Donovan, Florida, 2000-07
- .833 (5-1), Ed Jucker, Cincinnati, 1961-63
- .833 (5-1), Phil Woolpert, San Francisco, 1955-57
- .818 (9-2), Adolph Rupp, Kentucky, 1942-66
- .778 (7-2), Bob Knight, Indiana, 1973-92
- .750 (3-1), Doggie Julian, Holy Cross, 1947-48
- .750 (3-1), Ken Loeffler, La Salle, 1954-55
- .750 (3-1), Al McGuire, Marquette, 1974-77
- .750 (3-1), Frank McGuire, St. John's (NY) & North Carolina, 1952-57
- .750 (3-1), Pete Newell, California, 1959-60
- .750 (3-1), Bill Self, Kansas, 2008-12

Tournament Records

TOURNAMENT APPEARANCES

- 31, Jim Boeheim, Syracuse, 1977-2014
- 30, Mike Krzyzewski, Duke, 1984-2014
- 28, Bob Knight, Indiana & Texas Tech, 1973-2007
- 27, *Lute Olson, Iowa & Arizona, 1979-2007
- 27, Dean Smith, North Carolina, 1967-97
- 25, *Eddie Sutton, Creighton, Arkansas, Kentucky & Oklahoma St., 1974-2005

- 24, Roy Williams, Kansas & North Carolina, 1990-2014
- 23, Denny Crum, Louisville, 1972-2000
- 22, *Jim Calhoun, Northeastern & UConn, 1981-2012
- 21, Rick Barnes, Providence, Clemson & Texas, 1989-2014
- 20, Bob Huggins, Akron, Cincinnati & West Virginia, 1986-2012
- 20, Adolph Rupp, Kentucky, 1942-72
- 20, John Thompson, Georgetown, 1975-97

CONSECUTIVE TOURNAMENT APPEARANCES

- 23, Dean Smith, North Carolina, 1975-97
- 20, Roy Williams, Kansas & North Carolina, 1990-2009
- 19, Mike Krzyzewski, Duke, 1996-2014
- 17, Rick Barnes, Clemson & Texas, 1996-2012
- 17, Tom Izzo, Michigan St., 1998-2014
- 16, Bill Self, Tulsa, Illinois & Kansas, 1999-2014
- 15, Mark Few, Gonzaga, 2000-2014
- 15, Bob Knight, Indiana, 1986-2000
- 14, Bob Huggins, Cincinnati, 1992-2005
- 14, #Lute Olson, Arizona, 1985-98
- 14, Tubby Smith, Tulsa, Georgia & Kentucky, 1994-2007
- 14, John Thompson, Georgetown, 1979-92

#Lute Olson had an actual streak of 23 from 1985-2007 but Arizona's 1999 appearances were later vacated.

TOURNAMENT GAMES

- 108, Mike Krzyzewski, Duke, 1984-2014
- 92, Dean Smith, North Carolina, 1967-97
- 85, Roy Williams, Kansas & North Carolina, 1990-2014
- 84, Jim Boeheim, Syracuse, 1977-2014
- 73, *Lute Olson, Iowa & Arizona, 1979-2007
- 70, Bob Knight, Indiana & Texas Tech, 1973-2007
- 68, *Jim Calhoun, Northeastern & UConn, 1981-2012
- 67, Rick Pitino, Boston U., Providence, Kentucky & Louisville, 1983-2014
- 65, Denny Crum, Louisville, 1972-2000
- 62, *Eddie Sutton, Creighton, Arkansas, Kentucky & Oklahoma St., 1974-2005

TOURNAMENT WINS

- 82, Mike Krzyzewski, Duke, 1984-2013
- 65, Dean Smith, North Carolina, 1967-97
- 63, Roy Williams, Kansas & North Carolina, 1990-2014
- 53, Jim Boeheim, Syracuse, 1977-2014
- 50, Rick Pitino, Boston U., Providence, Kentucky & Louisville, 1983-2014
- 49, *Jim Calhoun, Northeastern & UConn, 1981-2012
- 47, John Wooden, UCLA, 1950-75
- 46, *Lute Olson, Iowa & Arizona, 1979-2007
- 45, Bob Knight, Indiana & Texas Tech, 1973-2007
- 42, Denny Crum, Louisville, 1972-2000

TOURNAMENT WINNING PERCENTAGE (Minimum 10 games)

- .917 (11-1), Ed Jucker, Cincinnati, 1961-63

- .900 (9-1), Ken Loeffler, La Salle, 1954-55
- .867 (13-2), Phil Woolpert, San Francisco, 1955-58
- .825 (47-10), John Wooden, UCLA, 1950-75
- .818 (9-2), Branch McCracken, Indiana, 1940-58
- .778 (14-4), Fred Taylor, Ohio St., 1960-71
- .769 (10-3), Phog Allen, Kansas, 1940-53
- .769 (10-3), Pete Newell, California, 1957-60
- .759 (82-26), Mike Krzyzewski, Duke, 1984-2013
- .746 (50-17), Rick Pitino, Boston U., Providence, Kentucky & Louisville, 1983-2013

Tournament Records—Active Coaches

MOST TOURNAMENT APPEARANCES

- 31, Jim Boeheim, Syracuse, 1977-2014
- 30, Mike Krzyzewski, Duke, 1984-2014
- 24, Roy Williams, Kansas & North Carolina, 1990-2014
- 21, Rick Barnes, Providence, Clemson & Texas, 1989-2014
- 20, Bob Huggins, Akron, Cincinnati & West Virginia, 1986-2012
- 19, Rick Pitino, Boston U., Providence, Kentucky & Louisville, 1983-2014
- 17, Tom Izzo, Michigan St., 1998-2014
- 17, Tubby Smith, Tulsa, Georgia, Kentucky & Minnesota, 1994-2013
- 16, Bill Self, Tulsa, Illinois & Kansas, 1999-2014
- 15, Mark Few, Gonzaga, 2000-14
- 15, Fran Dunphy, Penn & Temple, 1993-2013
- 15, Lon Kruger, Kansas St., Florida, Illinois, UNLV & Oklahoma, 1987-2014

MOST CONSECUTIVE TOURNAMENT APPEARANCES

- 20, Roy Williams, Kansas & North Carolina, 1990-2009
- 19, Mike Krzyzewski, Duke, 1996-2014
- 17, Rick Barnes, Clemson & Texas, 1996-2012
- 17, Tom Izzo, Michigan St., 1998-2014
- 16, Bill Self, Tulsa, Illinois & Kansas, 1999-2014
- 15, Mark Few, Gonzaga, 2000-13
- 14, Bob Huggins, Cincinnati, 1992-2005
- 14, Tubby Smith, Tulsa, Georgia & Kentucky, 1994-2007
- 13, Bo Ryan, Wisconsin, 2002-14
- 8, Rick Pitino, Louisville, 2007-14

CURRENT CONSECUTIVE TOURNAMENT APPEARANCES

- 19, Mike Krzyzewski, Duke, 1996-2014
- 17, Tom Izzo, Michigan St., 1998-2014
- 16, Bill Self, Tulsa, Illinois & Kansas, 1999-2014
- 15, Mark Few, Gonzaga, 2000-14
- 13, Bo Ryan, Wisconsin, 2002-14
- 8, Rick Pitino, Louisville, 2007-14
- 6, Jim Boeheim, Syracuse, 2009-14
- 6, Thad Matta, Ohio St., 2009-14
- 5, Bill Donovan, Florida, 2010-14

- 5, Steve Fisher, San Diego St., 2010-14

TOURNAMENT GAMES

- 108, Mike Krzyzewski, Duke, 1984-2014
- 85, Roy Williams, Kansas & North Carolina, 1990-2014
- 84, Jim Boeheim, Syracuse, 1976-2014
- 67, Rick Pitino, Boston U., Providence, Kentucky & Louisville, 1983-2014
- 58, Tom Izzo, Michigan St., 1998-2014
- 51, Bill Self, Tulsa, Illinois & Kansas, 1999-2014
- 47, Bob Huggins, Akron, Cincinnati & West Virginia, 1986-2012
- 46, *John Calipari, Massachusetts, Memphis & Kentucky, 1992-2014
- 46, Tubby Smith, Tulsa, Georgia, Kentucky & Minnesota, 1994-2013
- 45, Billy Donovan, Florida, 1999-2014
- 41, Rick Barnes, Providence, Clemson & Texas, 1989-2014

TOURNAMENT WINS

- 82, Mike Krzyzewski, Duke, 1984-2014
- 63, Roy Williams, Kansas & North Carolina, 1990-2014
- 53, Jim Boeheim, Syracuse, 1977-2014
- 50, Rick Pitino, Boston U., Providence, Kentucky & Louisville, 1983-2014
- 42, Tom Izzo, Michigan St., 1998-2014
- 36, Bill Self, Tulsa, Illinois & Kansas, 1999-2014
- 35, Billy Donovan, Florida, 1999-2014
- 34, *John Calipari, Massachusetts, Memphis & Kentucky, 1992-2014
- 30, Tubby Smith, Tulsa, Georgia, Kentucky & Minnesota, 1994-2012
- 27, Bob Huggins, Akron, Cincinnati & West Virginia, 1986-2012

HIGHEST TOURNAMENT WINNING PERCENTAGE (Minimum 10 games)

- .760 (82-26), Mike Krzyzewski, Duke, 1984-2014
- .746 (50-17), Rick Pitino, Boston U., Providence, Kentucky & Louisville, 1983-2014
- .745 (35-12), Billy Donovan, Florida, 1999-2014
- .741 (63-22), Roy Williams, Kansas & North Carolina, 1990-2014
- .739 (34-12), *John Calipari, Massachusetts, Memphis & Kentucky, 1992-2014
- .737 (14-5), Larry Brown, UCLA & Kansas, 1980-88
- .724 (42-16), Tom Izzo, Michigan St., 1998-2014
- .706 (36-15), Bill Self, Tulsa, Illinois & Kansas, 1999-2014
- .667 (14-7), Sean Miller, Xavier & Arizona, 2006-14
- .657 (23-12), Thad Matta, Butler, Xavier & Ohio St., 2001-2014

*Records adjusted for vacated games.

Head Coaches with Accomplished Records

Won the NCAA Championship at their Alma Mater

Coach	Alma Mater, Year Graduated	Title Year(s)
Phog Allen	Kansas 1906	1952
† Jim Boeheim	Syracuse 1966	2003
Bud Foster	Wisconsin 1930	1941
Howard Hobson	Oregon 1926	1939
Ed Jucker	Cincinnati 1940	1961 & 1962
Branch McCracken	Indiana 1930	1940 & 1953
† Kevin Ollie	UConn 1995	2014
Vadal Peterson	Utah 1920	1944
Norm Sloan	North Carolina St. 1951	1974
Fred Taylor	Ohio St. 1950	1960
Gary Williams	Maryland 1967	2002
† Roy Williams	North Carolina 1972	2005 & 2009

Won the NCAA Championship Their First Year as a Coach

Coach	Team	Year
† Steve Fisher	Michigan	1989

Won the NCAA Championship Their First Year at a School

Coach	Team	Year
† Steve Fisher	Michigan	1989
Ed Jucker	Cincinnati	1961
† Tubby Smith	Kentucky	1998

Took Their Team to the Final Four in First Season as a Coach

Coach	Team	Year
† Larry Brown	UCLA	1980
Denny Crum	Louisville	1972
Bruce Drake	Oklahoma	1939
† Steve Fisher	Michigan	1989
Bully Gilstrap	Texas	1943
Bill Guthridge	North Carolina	1998
Bill Hodges	Indiana St.	1979
Ray Meyer	DePaul	1943
Gary Thompson	Wichita St.	1965

Took Their Team to the Final Four in First Season at that School

Coach	Team	Year
Gene Bartow	UCLA	1976
Earl Brown	Dartmouth	1944
† Larry Brown	UCLA	1980
Denny Crum	Louisville	1972
Bruce Drake	Oklahoma	1939
† Steve Fisher	Michigan	1989
Bully Gilstrap	Texas	1943
Bill Guthridge	North Carolina	1998
Dick Harp	Kansas	1957
Bill Hodges	Indiana St.	1979
Ed Jucker	Cincinnati	1961
Ray Meyer	DePaul	1943
† Tubby Smith	Kentucky	1998
Gary Thompson	Wichita St.	1965

Won the NCAA Championship At Two Different Schools

Coach	School (Year)	School (Year)
† Rick Pitino	Kentucky (1996)	Louisville (2013)

Three Different Schools Taken to the Final Four

Coach	First School	Second School	Third School
† Rick Pitino	Providence	Kentucky	Louisville

*vacated Final Four appearance

† John Calipari	*Massachusetts	*Memphis	Kentucky
-----------------	----------------	----------	----------

Two Different Schools Taken to the Final Four

Coach	First School	Second School
Forddy Anderson	Bradley	Michigan St.
Gene Bartow	Memphis	UCLA
† Larry Brown	UCLA	Kansas
Hugh Durham	Florida St.	Georgia
Jack Gardner	Kansas St.	Utah
Lou Henson	New Mexico St.	Illinois
† Bob Huggins	Cincinnati	West Virginia
Frank McGuire	St. John's (NY)	North Carolina
Lute Olson	Iowa	Arizona
Lee Rose	Charlotte	Purdue
Eddie Sutton	Arkansas	Oklahoma St.
† Roy Williams	Kansas	North Carolina

Five Different Schools Taken to the Tournament

Coach	1st, 2d, 3d, 4th & 5th School
† Lon Kruger	Kansas St., Florida, Illinois, UNLV, Oklahoma

Four Different Schools Taken to the Tournament

Coach	1st School	2d School	3d School	4th School
† Steve Alford	Missouri St.	Iowa	New Mexico	UCLA
† John Beilein	Canisius	Richmond	West Virginia	Michigan
Lefty Driesell	Davidson	Maryland	James Madison	Georgia St.
† Cliff Ellis	South Ala.	Clemson	Auburn	Coastal Caro.
† Larry Eustachy	Utah St.	Iowa St.	Southern Miss.	Colorado St.
Jim Harrick	Pepperdine	UCLA	Rhode Island	Georgia
† Fran McCaffery	Lehigh	UNC Greensboro	Siena	Iowa
Tom Penders	Rhode Island	Texas	George Washington	Houston
† Rick Pitino	Boston U.	Providence	Kentucky	Louisville
† Tubby Smith	Tulsa	Georgia	Kentucky	Minnesota
Eddie Sutton	Creighton	Arkansas	Kentucky	Oklahoma St.

Three Different Schools Taken to the Tournament

Coach	First School	Second School	Third School
† Dana Altman	Kansas St.	Creighton	Oregon
† Rick Barnes	Providence	Clemson	Texas
Gene Bartow	Memphis	UCLA	UAB
Dave Bliss	Oklahoma	SMU	New Mexico
† Brad Brownell	UNC Wilmington	Wright St.	Clemson
† John Calipari	Massachusetts	Memphis	Kentucky
† Mike Davis	Indiana	UAB	Texas Southern
Mike Deane	Siena	Marquette	Lamar
Don DeVoe	Virginia Tech	Tennessee	Navy
† Tim Floyd	New Orleans	Iowa St.	Southern California
Eddie Fogler	Wichita St.	Vanderbilt	South Carolina
Pete Gillen	Xavier	Providence	Virginia
† Mark Gottfried	Murray St.	Alabama	North Carolina St.
† Stan Heath	Kent St.	Arkansas	South Fla.
Eddie Hickey	Creighton	Saint Louis	Marquette
Ben Howland	Northern Ariz.	Pittsburgh	UCLA
† Bob Huggins	Akron	Cincinnati	West Virginia
Mike Jarvis	Boston U.	George Washington	St. John's (NY)
† Trent Johnson	Nevada	Stanford	LSU
Pat Kennedy	Iona	Florida St.	DePaul
Rick Majerus	Ball St.	Utah	Saint Louis
† Thad Matta	Butler	Xavier	Ohio St.
Frank McGuire	St. John's (NY)	North Carolina	South Carolina
Eldon Miller	Western Mich.	Ohio St.	UNI
Ralph Miller	Wichita St.	Iowa	Oregon St.
† Dan Monson	Gonzaga	Minnesota	Long Beach St.
Stan Morrison	Pacific (CA)	Southern California	San Jose St.
Skip Prosser	Loyola Maryland	Xavier	Wake Forest
† Oliver Purnell	Old Dominion	Dayton	Clemson
George Raveling	Washington St.	Iowa	Southern California
Kelvin Sampson	Washington St.	Oklahoma	Indiana
† Bill Self	Tulsa	Illinois	Kansas
† Herb Sendek	Miami (OH)	North Carolina St.	Arizona St.
Jerry Tarkanian	Long Beach St.	UNLV	Fresno St.
Billy Tubbs	Lamar	Oklahoma	TCU
† Bruce Weber	Southern Ill.	Illinois	Kansas St.
Bob Weltlich	Ole Miss	FIU	South Ala.
Gary Williams	Boston College	Ohio St.	Maryland
Joe Williams	Jacksonville	Furman	Florida St.
*vacated tournament appearance			
Kevin O'Neill	Marquette	*Arizona	Southern California

Two Different Schools Taken to the Tournament

Coach	First School	Second School
† Cy Alexander	South Carolina St.	N.C. A&T
† Tommy Amaker	Seton Hall	Harvard

Coach	First Team	Second Team	Coach	First Team	Second Team
Ladell Andersen	Utah St.	BYU	† Billy Kennedy	Southeastern La.	Murray St.
Forddy Anderson	Bradley	Michigan St.	Ernie Kent	St. Mary's (CA)	Oregon
† Mike Anderson	UAB	Missouri	Jim Killingsworth	Idaho St.	TCU
Tevester Anderson	Murray St.	Jackson St.	George King	West Virginia	Purdue
Murray Arnold	Chattanooga	Western Ky.	Bob Knight	Indiana	Texas Tech
Ronnie Arrow	South Ala.	A&M-Corpus Christi	Jack Kraft	Villanova	Rhode Island
Tom Asbury	Pepperdine	Kansas St.	Eugene Lambert	Arkansas	Memphis
J.D. Barnett	VCU	Tulsa	† Jim Larranaga	George Mason	Miami (FL)
† Jim Baron	Saint Francis (PA)	St. Bonaventure	† Steve Lavin	UCLA	St. John's (NY)
† Murry Bartow	UAB	East Tenn. St.	† Dale Layer	Colorado St.	Liberty
Steve Belko	Idaho St.	Oregon	Dave Leitao	DePaul	Virginia
Bob Bender	Illinois St.	Washington	Abe Lemons	Oklahoma City	Texas
Dick Bennett	Green Bay	Wisconsin	Tates Locke	Miami (OH)	Jacksonville
† Tony Bennett	Washington St.	Virginia	† Gregg Marshall	Winthrop	Wichita St.
Bob Boyd	Seattle	Southern California	Jim McCafferty	Loyola (LA)	Xavier
† Todd Bozeman	California	Morgan St.	† Ray McCallum	Ball St.	Detroit
Harold Bradley	DuKe	Texas	Neil McCarthy	Weber St.	New Mexico St.
Buster Brannon	Rice	TCU	† Greg McDermott	UNI	Creighton
† Ben Braun	Eastern Wash.	California	† Tim Miles	Colorado St.	Nebraska
† Mike Brey	Delaware	Notre Dame	† Sean Miller	Xavier	Arizona
† Larry Brown	UCLA	Kansas	Jim Molinari	Northern Ill.	Bradley
Jim Calhoun	Northeastern	UConn	Mike Montgomery	Stanford	California
Lou Campanelli	James Madison	California	† Stew Morrill	Montana	Utah St.
Jeff Capel	N.C. A&T	Old Dominion	Bill Musselman	Minnesota	South Ala.
Jeff Capel III	VCU	Oklahoma	Danny Nee	Ohio	Nebraska
Ben Carnevale	North Carolina	Navy	C.M. Newton	Alabama	Vanderbilt
Gale Catlett	Cincinnati	West Virginia	Jim O'Brien	Boston College	Ohio St.
Perry Clark	Tulane	Miami (FL)	Dave Odom	Wake Forest	South Carolina
Charlie Coles	Central Mich.	Miami (OH)	Johnny Oldham	Tennessee Tech	Western Ky.
Ozzie Cowles	Dartmouth	Michigan	Lute Olson	Iowa	Arizona
† Tom Crean	Marquette	Indiana	Johnny Orr	Michigan	Iowa St.
Bobby Cremins	Appalachian St.	Georgia Tech	† Matt Painter	Southern Ill.	Purdue
† Jim Crews	Evansville	Saint Louis	Bobby Paschal	La.-Lafayette	South Fla.
† Mick Cronin	Murray St.	Cincinnati	Bruce Pearl	Milwaukee	Tennessee
† Kermit Davis Jr.	Idaho	Middle Tenn.	Randy Peele	UNC Greensboro	Winthrop
Tom Davis	Boston College	Iowa	John Pelphrey	South Ala.	Arkansas
† Ed DeChellis	East Tenn. St.	Penn St.	Digger Phelps	Fordham	Notre Dame
Benny Dees	New Orleans	Wyoming	Jerry Pimm	Utah	UC Santa Barbara
Bob Donewald	Illinois St.	Western Mich.	Tic Price	New Orleans	McNeese St.
† Fran Dunphy	Penn	Temple	Nolan Richardson	Tulsa	Arkansas
Hugh Durham	Florida St.	Georgia	Les Robinson	East Tenn. St.	North Carolina St.
Bob Dye	Cal St. Fullerton	Boise St.	Steve Robinson	Tulsa	Florida St.
Tippy Dye	Ohio St.	Washington	† Lorenzo Romar	Saint Louis	Washington
Paul Evans	Navy	Pittsburgh	Lee Rose	Charlotte	Purdue
Rob Evans	Ole Miss	Arizona St.	Lou Rossini	Columbia	New York U.
Dennis Felton	West Ky.	Georgia	Andy Russo	Louisiana Tech	Washington
† Steve Fisher	Michigan	San Diego St.	Fred Schaus	West Virginia	Purdue
† Travis Ford	Eastern Ky.	Oklahoma St.	Tom Schneider	Lehigh	Penn
Bill C. Foster	Clemson	Virginia Tech	Al Skinner	Rhode Island	Boston College
Pat Foster	Lamar	Houston	Norm Sloan	North Carolina St.	Florida
† Mark Fox	Nevada	Georgia	Sonny Smith	Auburn	VCU
Fran Fraschilla	Manhattan	St. John's (NY)	Rob Spivery	Alabama St.	Southern U.
Bill Frieder	Michigan	Arizona St.	Charlie Spoonhour	Missouri St.	Saint Louis
Matt Furjanic	Robert Morris	Marist	† Kevin Stallings	Illinois St.	Vanderbilt
Smokey Gaines	Detroit	San Diego St.	Bill Strannigan	Colorado St.	Wyoming
Jack Gardner	Kansas St.	Utah	Carl Tacy	Marshall	Wake Forest
† Ray Giacoletti	Eastern Wash.	Utah	Blaine Taylor	Montana	Old Dominion
Billy Gillispie	UTEP	Kentucky	† John Thompson III	Princeton	Georgetown
† Anthony Grant	VCU	Alabama	† Mark Turgeon	Wichita St.	Texas A&M
Boyd Grant	Fresno St.	Colorado St.	Jim Valvano	Iona	North Carolina St.
Jerry Green	Oregon	Tennessee	Jan van Breda Kolff	Vanderbilt	Pepperdine
Seth Greenberg	Long Beach St.	Virginia Tech	Bob Vanatta	Bradley	Memphis
† John Groce	Ohio	Illinois	Jerry Wainwright	UNC Wilmington	Richmond
† Frank Haith	Miami (FL)	Missouri	† Gary Waters	Kent St.	Cleveland St.
† Leonard Hamilton	Miami (FL)	Florida St.	Tim Welsh	Iona	Providence
Jim Harding	Loyola (LA)	La Salle	Bob Wenzel	Jacksonville	Rutgers
Clem Haskins	Western Ky.	Minnesota	Paul Westhead	La Salle	Loyola Marymount
Jud Heathcote	Montana	Michigan St.	Ralph Willard	Western Ky.	Holy Cross
Lou Henson	New Mexico St.	Illinois	† Roy Williams	Kansas	North Carolina
† Paul Hewitt	Siena	Georgia Tech	† Jay Wright	Hofstra	Villanova
Howard Hobson	Oregon	Yale	Tom Young	Rutgers	Old Dominion
Terry Holland	Davidson	Virginia	Matt Zunic	Boston U.	Massachusetts
Gene Iba	Houston Baptist	Baylor	†active		
† Jeff Jones	Virginia	American			
Doggie Julian	Holy Cross	Dartmouth			
Gene Keady	Western Ky.	Purdue			

Coaches Who Have Played and Coached in the Final Four and Tournament

Final Four

	Player	Coach
Vic Bubas	North Carolina St.: 1950-3d	Duke: 1963-3d, 64-2d, 66-3d
Billy Donovan	Providence: 1987-3d	Florida: 2000-2d, 06-CH, 07-CH
Dick Harp	Kansas: 1940-2d	Kansas: 1957-2d
Bob Knight	Ohio St.: 1960-CH, 61-2d, 62-2d	Indiana: 1973-3d, 76-CH, 81-CH, 87-CH, 92-T3d
Bones McKinney	North Carolina: 1946-2d	Wake Forest: 1962-3d
Dean Smith	Kansas: 1952-CH, 53-2d	North Carolina: 1967-4th, 68-2d, 69-4th, 72-3d, 77-2d, 81-2d, 82-CH, 91-T3d, 93-CH, 95-T3d, 97-T3d

Coaches' Tournament Statistics as a Player

Coach	Played in NCAA Team-Years	G	FG-A	3FG-A	FT-A	RB	Pts.	W-L+	Team Finish
Stan Albeck	Bradley 1955	3	13		15		41	2-1	1955-RR
Steve Alford	Indiana 1984, 86-87	10	67-133	21-34	58-64	26	213	8-2	1984-RR, 87-CH
Tommy Amaker	Duke 1984-87	12	42-95	6-8	33-43	29	123	8-4	1986-2d
Mike Anderson	Tulsa 1982	1	4-7		3-3	0	11	0-1	
Tom Apke	Creighton 1964	3	0-6		0-1	9	0	1-2	
Frank Arnold	Idaho St. 1955	1	0		0	0	0	0-1	
Tom Asbury	Wyoming 1967	2	11-28		4-7	16	26	0-2	
Randy Ayers	Miami (OH) 1978	2	16-24		6-7	18	38	1-1	
Tony Barbee	Massachusetts 1992-93	5	20-56	5-22	12-14	26	57	3-2	
Tony Barone	Duke 1966	2	1-2		0-0	1	2	1-1	1966-3d
Murry Bartow	UAB 1984-85	3	0-2		0	2	0	1-2	
Butch Beard	Louisville 1967-68	4	31-68		11-20	27	73	1-3	
Dan Belluomini	San Francisco 1964	1	0-0		0-0	1	0	0-1	
Bob Bender	Indiana 1976, Duke 78, 80	10	9-22		17-24	12	35	8-2	1976-CH, 78-2d, 80-RR
Tony Bennett	Green Bay 1991	1	3-12	3-7	0-0	2	9	0-1	
Henry Bibby	UCLA 1970-72	12	70-154		42-47	53	182	12-0	1970-CH, 71-CH, 72-CH
Eddie Biedenbach	North Carolina St. 1965	2	6-14		4-8	5	16	1-1	
Bill Blair	VMI 1964	1	6-20		8-12	4	20	0-1	
Jim Boehm	Syracuse 1966	2	13-19		3-4	4	29	1-1	1966-RR
Jim Boyle	Saint Joseph's 1962-63	5	26-60		16-19	35	68	2-3	1963-RR
Tad Boyle	Kansas 1984-85	4	0-1		3-4	1	3	2-2	
Jim Brovelli	San Francisco 1963-64	4	16-30		7-8	9	39	2-2	1964-RR
Milan Brown	Howard 1992	1	4-8	1-3	0-0	1	9	0-1	
Vic Bubas	North Carolina St. 1950	3	4-12		6-8		14	2-1	1950-3d
Morris Buckwalter	Utah 1955-56	4	8		19		35	2-2	1956-RR
Mitch Buonaguro	Boston College 1975	1	2-2		0-1	1	4	0-1	
Jeff Capel III	Duke 1994, 96-97	9	49-103	19-38	19-27	35	136	7-2	1994-CH
P.J. Carlesimo	Fordham 1971	3	0-0		0-0	0	0	2-1	
Gale Catlett	West Virginia 1962-63	4	11-29		4-5	11	26	2-2	
Jimmy Collins	New Mexico St. 1968-70	11	91-199		37-51	42	219	7-4	1970-3d
Bus Connor	Idaho St. 1953-55	5	15		20		50	2-3	
Bob Cousy	Holy Cross 1947-48	6	17		12		46	5-1	1947-CH, 48-3d
Jim Crews	Indiana 1973, 75-76	8	13-30		4-6	15	30	7-1	1973-3d, 75-RR, 76-CH
Gary Cunningham	UCLA 1962	4	26-58		17-19	38	69	2-2	1962-4th
Dan Dakich	Indiana 1982-84	6	9-12		5-8	10	23	4-3	1984-RR
Howie Dallmar	Stanford 1942	3	11		4-6		26	3-0	1942-CH
Mike Davis	Alabama 1982-83	3	10-28		2-5	3	22	1-2	
Jamie Dixon	TCU 1987	2	4-13	2-3	11-12	5	21	1-1	
Matt Doherty	North Carolina 1981-84	15	43-90		49-62	49	135	12-3	1981-2d, 82-CH, 83-RR
Don Donoher	Dayton 1952	2	2		1		5	1-1	
Billy Donovan	Providence 1987	5	32-58	14-22	36-43	15	114	4-1	1987-T3d
Bryce Drew	Valparaiso 1996-98	5	34-78	21-50	19-25	16	108	2-3	
Fran Dunphy	La Salle 1968	1	1-2		0-2	2	2	0-1	
Jarrett Durham	Duquesne 1969, 71	4	29-49		16-21	22	74	2-2	
Hank Egan	Navy 1959-60	3	4-9		2-4	3	10	1-2	
John Egli	Penn St. 1942	2	6		4-6		16	1-1	
Brian Ellerbe	Rutgers 1983	2	4-8		3-4	4	11	1-1	
Lefty Ervin	La Salle 1968	1	1-2		0-0	0	2	0-1	
Craig Esherick	Georgetown 1975-76	2	0-2		0-0	0	0	0-2	
Rob Evans	New Mexico St. 1967-68	4	16-39		13-18	16	45	2-2	1968-RR
Larry Farmer	UCLA 1971-73	11	36-84		11-20	43	83	11-0	1971-CH, 72-CH, 73-CH
Larry Finch	Memphis 1973	4	34-64		39-44	10	107	3-1	1973-2d
James Flint	Saint Joseph's 1986	2	1-4		0-0	1	2	1-1	
Eddie Fogler	North Carolina 1968-69	8	15-41		7-11	9	37	5-3	1968-2d, 69-4th
Travis Ford	Kentucky 1992-94	11	26-57	17-42	20-22	21	89	8-3	1992-RR, 93-T3d
Dave Gavitt	Dartmouth 1958-59	4	5-19		1-2	12	11	2-2	1958-RR
Mark Gottfried	Alabama 1985-87	9	28-57	10-18	8-10	15	74	6-3	
Anthony Grant	Dayton 1984-85	2	1-5		0-0	8	2	3-2	1984-RR
Sidney Green	UNLV 1983	1	9-16		9-9	10	27	0-1	
Elmer Gross	Penn St. 1942	2	3		7-9		13	1-1	

Coach	Played in NCAA Team-Years	G	FG-A	3FG-A	FT-A	RB	Pts.	W-L+	Team Finish
Bill Guthridge	Kansas St. 1959	2	3-7		1-2	3	7	1-1	1959-RR
Dick Harp	Kansas 1940	3	11		5-8		27	2-1	1940-2d
Clem Haskins	Western Ky. 1966-67	4	26-65		16-23	45	68	2-2	
Don Haskins	Oklahoma St. 1953	1	0		0		0	1-1	1953-RR
Walt Hazzard	UCLA 1962-64	10	57-123		48-61	57	162	6-4	1962-4th, 64-CH
Darrell Hedric	Miami (OH) 1953, 55	2	2		0		4	0-2	
Fred Hoiberg	Iowa St. 1992-93, 95	5	21-50	5-23	10-14	32	57	2-3	
Brad Holland	UCLA 1976-79	8	37-78		18-21	9	92	4-4	
Darrin Horn	Western Ky. 1993-95	6	24-56	5-11	13-17	26	66	3-3	
Ben Howland	Weber St. 1978-79	3	12-23		8-10	5	22	2-2	
Larry Hunter	Ohio 1970	1	1-3		0-0	3	2	0-1	
Ron Hunter	Miami (OH) 1984-86	3	10-18		1-2	6	21	0-3	
George Ivory	Mississippi Val. 1986	1	4-10		6-8	1	14	0-1	
Sydney Johnson	Princeton 1996-97	3	8-22	3-15	0-1	10	17	1-2	
Jeff Jones	Virginia 1981-82	7	27-46		15-19	16	69	5-2	1981-3d
Johnny Jones	LSU 1981, 84	6	6-23		1-4	7	13	3-3	1981-4th
Andy Kennedy	UAB 1990	1	2-9	1-5	4-4	8	9	0-1	
Bob Knight	Ohio St. 1960-62	11	14-36		2-3	14	30	9-2	1960-CH, 61-2d, 62-2d
Pat Knight	Indiana 1993-95	7	2-4	0-1	0-0	2	4	5-3	1993-RR
Don Knodel	Miami (OH) 1953	1	4		1		9	0-1	
Lon Kruger	Kansas St. 1972-73	4	19-40		18-22	21	56	2-2	
Dave Leitao	Northeastern 1981-82	4	9-21		4-8	23	22	2-2	
Jim Les	Bradley 1986	2	10-19		17-21	9	37	1-1	
Craig Littlepage	Penn 1971-73	9	10-24		12-21	26	32	5-4	1971-RR, 72-RR
Chris Lowery	Southern Ill. 1993, 95	2	7-15	2-5	11-13	4	27	0-2	
Jim Lynam	Saint Joseph's 1962-63	5	25-44		13-20	13	63	2-3	1963-RR
Fran McCaffery	Penn 1982	1	1-4		0-1	0	2	0-1	
Ray McCallum	Ball St. 1981	1	13-19		0-0	2	26	0-1	
Al McGuire	St. John's (NY) 1951	3	6-15		9-17	12	21	2-1	1951-RR
Bones McKinney	North Carolina 1946	3	10		5-10		25	2-1	1946-2d
Chris Mack	Evansville 1989, Xavier 1993	4	0-2	0-1	0-0	0	0	2-2	
Danny Manning	Kansas 1985-88	16	140-257	2-6	46-66	117	328	13-3	1988-CH
Steve Masiello	Kentucky 1997-99	7	0-4	0-1	0-0	3	0	6-1	
Joe Mihalich	La Salle 1978	1	0-0		0-0	0	0	0-1	
Ralph Miller	Kansas 1940, 42	5	11		12-23		34	3-2	1940-2d
Sean Miller	Pittsburgh 1988-89, 91	5	10-36	8-24	9-9	10	37	2-3	
Chris Mooney	Princeton 1991-92	2	4-12	3-5	0-0	2	11	0-2	1947-CH, 48-3d
Stan Morrison	California 1960	3	2		1		5	2-1	1960-2d
Joe Mullaney	Holy Cross 1947-48	6	14		4		32	5-1	1947-CH, 48-3d
Jeff Mullins	Duke 1963-64	8	84-156		32-40	63	200	6-2	1963-3d, 64-2d
Frank Mulzoff	St. John's (NY) 1951	3	2-15		2-2	9	6	2-1	1951-RR
Jeff Neubauer	La Salle 1992	1	1-2	1-2	0-0	0	3	0-1	
C.M. Newton	Kentucky 1951	2	0-0		0-0	0	0	2-0	1951-CH
Jim O'Brien	Saint Joseph's 1973-74	2	4-15		2-3	3	10	0-2	
Fran O'Hanlon	Villanova 1969-70	4	23-56		12-16	21	58	2-2	1970-RR
Kevin Ollie	UConn 1992, 94-95	9	14-41	1-6	18-20	23	47	6-3	1995-RR
Louis Orr	Syracuse 1977-80	7	35-67		19-30	54	89	3-4	
Tim O'Shea	Boston College 1981, 83	5	0-0		0-1	3	0	3-2	
Matt Painter	Purdue 1990-91, 93	3	3-8	1-5	2-4	5	9	1-3	
Doyle Parrack	Oklahoma St. 1945	3	12		2		26	3-0	1945-CH
Josh Pastner	Arizona 1998	2	0-2	0-1	0-0	2	0	3-1	1998-RR
Jerry Peirson	Miami (OH) 1966	1	4-7		1-2	4	9	0-1	
John Pelphrey	Kentucky 1992	4	26-41	9-17	15-15	14	76	3-1	1992-RR
Tom Penders	UConn 1965, 67	2	4-9		3-6	4	11	0-2	
Dom Perno	UConn 1963-64	4	10-44		13-19	11	33	2-2	1964-RR
Buzz Peterson	North Carolina 1982, 84-85	11	7-25		5-8	10	19	9-2	1982-CH, 84-RR
Jerry Pimm	Southern California 1960	1	6-20		4-5	7	16	0-1	
Tic Price	Virginia Tech 1979	2	2-7		0-0	3	4	1-1	
Roger Reid	Weber St. 1968	1	2-4		0-0	1	4	0-1	
Dave Rice	UNLV 1990-91	5	1-7	1-5	0-0	3	3	10-1	1990-CH, 91-T3d
Nolan Richardson	UTEP 1963	1	2-7		0-1	2	4	0-1	
Red Rocha	Oregon St. 1947	2	8		5		21	1-1	
Jack Rohan	Columbia 1951	1	0-1		0-0	0	0	0-1	
Dave Rose	Houston 1981, 83	5	1-6		1-2	2	3	4-2	1983-2d
Jeff Ruland	Iona 1979-80	3	21-31		9-16	31	51	1-2	
Jim Satalin	St. Bonaventure 1968	3	9-35		6-7	11	24	1-2	
Charlie Schmaus	VMI 1964	1	2-7		1-1	5	5	0-1	
Mark Schmidt	Boston College 1982, 85	7	1-4	0-0	2-2	6	4	5-2	1982-RR
Joe Scott	Princeton 1984	2	2-3		0-0	2	4	1-1	
Bill Self	Oklahoma St. 1985	1	3-4		2-4	4	8	0-1	
Howard Shannon	Kansas St. 1948	3	11		15		37	1-2	1948-4th
John Shumate	Notre Dame 1974	3	35-50		16-18	34	86	2-1	
Dean Smith	Kansas 1952-53	7	1		2		4	6-1	1952-CH, 53-2d
Quin Snyder	Duke 1986-89	16	22-62	6-26	13-27	40	63	13-3	1986-2d, 88-T3d, 89-T3d
Kevin Stallings	Purdue 1980	6	2-7		2-3	2	6	5-1	1980-3d
Andy Stoglin	UTEP 1964	3	12-34		10-11	21	34	2-1	
Bill Strannigan	Wyoming 1941	2	11		2-5		24	0-2	
Gene Sullivan	Notre Dame 1953	3	3		2		8	2-1	1953-RR
Eddie Sutton	Oklahoma St. 1958	3	8-13		4-4	11	20	2-1	1958-RR
Scott Sutton	Oklahoma St. 1993-94	4	0-1	0-0	0-0	2	0	2-2	
Johnny Swaim	TCU 1952-53	4	8		3		19	2-2	
Fred Taylor	Ohio St. 1950	2	9-26		0-3		18	1-1	

Coach	Played in NCAA								Team Finish
	Team-Years	G	FG-A	3FG-A	FT-A	RB	Pts.	W-L+	
Reggie Theus	UNLV 1976-77	7	38-75		21-29	29	97	5-2	1977-3d
Bob Thomason	Pacific 1971	2	11-32		8-11	5	30	1-1	
Brooks Thompson	Oklahoma St. 1993-94	4	17-43	11-29	4-4	10	49	2-2	
John Thompson	Providence 1964	1	7-13		4-8	3	18	0-1	1986-T3d
Mark Turgeon	Kansas 1984-87	12	10-21	2-4	3-4	9	25	8-4	
Ralph Underhill	Tennessee Tech 1964	1	0-1		0-0	1	0	0-1	
Jan van Breda Kolff	Vanderbilt 1974	2	4-11		6-6	15	14	0-2	
Joe Vancisin	Dartmouth 1944	3	5		0-0		10	2-1	1944-2d
Sox Walseth	Colorado 1946	2	7		4-4		18	1-1	1977-4th
Melvin Watkins	Charlotte 1977	5	24-41		10-15	20	58	3-2	
Paul Westhead	Saint Joseph's 1960-61	5	3-15		4-6	11	10	2-3	
Derek Whittenburg	North Carolina St. 1982-83	5	51-104		27-32	14	129	6-1	1983-CH
Sean Woods	Kentucky 1992	4	26-43	1-3	14-20	11	67	3-1	1992-RR
Tom Young	Maryland 1958	3	9		20		38	2-1	

+W-L for games played by the team (blanks above mean those figures were not listed in available box scores).

*later vacated

Coaches of All-Time

Final Four Appearances

Coach	Tournament Team: Year-Finish	W-L	Pct.
12 Times John Wooden	UCLA: 1962-4th, 64-CH, 65-CH, 67-CH, 68-CH, 69-CH, 70-CH, 71-CH, 72-CH, 73-CH, 74-3d, 75-CH	21-3	.875
11 Times † Mike Krzyzewski Dean Smith	Duke: 1986-2d, 88-T3d, 89-T3d, 90-2d, 91-CH, 92-CH, 94-2d, 99-2d, 2001-CH, 04-T3d, 10-CH..... North Carolina: 1967-4th, 68-2d, 69-4th, 72-3d, 77-2d, 81-2d, 82-CH, 91-T3d, 93-CH, 95-T3d, 97-T3d.....	12-7 8-11	.632 .421
7 Times † Rick Pitino † Roy Williams	Providence: 1987-T3d; Kentucky: 93-T3d, 96-CH, 97-2d; Louisville: 2005-T3d, 12-T3d, 13-CH	5-5	.500
	Kansas: 1991-2d, 93-T3d, 2002-T3d, 03-2d; North Carolina: 2005-CH, 08-T3d, 09-CH.....	6-5	.545
6 Times Denny Crum † Tom Izzo Adolph Rupp	Louisville: 1972-4th, 75-3d, 80-CH, 82-T3d, 83-T3d, 86-CH..... Michigan St.: 1999-T3d, 2000-CH, 01-T3d, 05-T3d, 09-2d, 10-T3d..... Kentucky: 42-T3d, 48-CH, 49-CH, 51-CH, 58-CH, 66-2d.....	5-5 3-5 9-2	.500 .375 .818
5 Times Bob Knight Guy Lewis Lute Olson	Indiana: 1973-3d, 76-CH, 81-CH, 87-CH, 92-T3d..... Houston: 67-3d, 68-4th, 82-T3d, 83-2d, 84-2d..... Iowa: 1980-4th; Arizona: 88-T3d, 94-T3d, 97-CH, 2001-2d.....	7-2 3-6 3-5	.778 .333 .375
4 Times † Jim Boeheim Jim Calhoun † Billy Donovan Jack Gardner Henry Iba Harold Olsen Jerry Tarkanian Fred Taylor	Syracuse: 1987-2d, 96-2d, 2003-CH, 13-T3d..... UConn: 1999-CH, 2004-CH, 09-T3d, 11-CH..... Florida: 2000-2d, 06-CH, 07-CH, 14-T3d..... Kansas St.: 1948-4th, 51-2d; Utah: 61-4th, 66-4th..... Oklahoma St.: 1945-CH, 46-CH, 49-2d, 51-4th..... Ohio St.: 1939-2d, 44-T3d, 45-T3d, 46-3d..... UNLV: 1977-3d, 87-T3d, 90-CH, 91-T3d..... Ohio St.: 1960-CH, 61-2d, 62-2d, 68-3d.....	4-3 6-1 5-2 1-7 5-3 2-4 3-3 5-3	.571 .857 .714 .125 .625 .333 .500 .625
3 Times Phog Allen Forddy Anderson Vic Bubas † John Calipari* Harry Combes Joe B. Hall † Ben Howland Ed Jucker Nolan Richardson Eddie Sutton John Thompson Phil Woolpert	Kansas: 1940-2d, 52-CH, 53-2d..... Bradley: 1950-2d, 54-2d; Michigan St.: 57-4th..... Duke: 1963-3d, 64-2d, 66-3d..... Massachusetts: *1996-T3d; Memphis: *2008-2d; Kentucky: 11-T3d, 12-CH, 14-2d..... Illinois: 1949-3d, 51-3d, 52-3d..... Kentucky: 1975-2d, 78-CH, 84-T3d..... UCLA: 2006-2d, 07-T3d, 08-T3d..... Cincinnati: 1961-CH, 62-CH, 63-2d..... Arkansas: 1990-T3d, 94-CH, 95-2d..... Arkansas: 1978-3d; Oklahoma St.: 95-T3d, 2004-T3d..... Georgetown: 1982-2d, 84-CH, 85-2d..... San Francisco: 1955-CH, 56-CH, 57-3d.....	4-2 2-4 3-3 3-2 3-3 3-2 1-3 5-1 3-2 1-3 4-2 5-1	.667 .333 .500 .600 .500 .600 .250 .833 .600 .250 .667 .833
2 Times Gene Bartow Dale Brown † Larry Brown* Bruce Drake Hugh Durham Slats Gill Bill Guthridge Bill Henderson Lou Henson Terry Holland Nat Holman	Memphis: 1973-2d; UCLA: 76-3d..... LSU: 1981-4th, 86-T3d..... UCLA: *1980-2d; Kansas: 86-T3d, 88-CH..... Oklahoma: 1939-T3d, 47-2d..... Florida St.: 1972-2d; Georgia: 83-T3d..... Oregon St.: 1949-4th, 63-4th..... North Carolina: 1998-T3d, 2000-T3d..... Baylor: 1948-2d, 50-4th..... New Mexico St.: 1970-3d; Illinois: 89-T3d..... Virginia: 1981-3d, 84-T3d..... CCNY: 1947-4th, 50-CH.....	2-2 0-3 2-1 1-2 1-2 0-4 0-2 1-3 1-2 1-2 2-2	.500 .000 .667 .333 .333 .000 .000 .250 .333 .333 .500

Coach	Tournament Team: Year-Finish	W-L	Pct.
† Bob Huggins	Cincinnati: 1992-T3d; West Virginia: 2010-T3d	0-2	.000
Doggie Julian	Holy Cross: 1947-CH, 48-3d	3-1	.750
Harry Litwack	Temple: 1956-3d, 58-3d	2-2	.500
Ken Loeffler	La Salle: 1954-CH, 55-2d	3-1	.750
† Thad Matta	Ohio St.: 2007-2d, 12-T3d	1-2	.333
Branch McCracken	Indiana: 1940-CH, 53-CH	4-0	1.000
Al McGuire	Marquette: 1974-2d, 77-CH	3-1	.750
Frank McGuire	St. John's (NY): 1952-2d; North Carolina: 57-CH	3-1	.750
Ray Meyer	DePaul: 1943-T3d, 79-3d	1-2	.333
Pete Newell	California: 1959-CH, 60-2d	3-1	.750
Bucky O'Connor	Iowa: 1955-4th, 56-2d	1-3	.250
Ted Owens	Kansas: 1971-4th, 74-4th	0-4	.000
Lee Rose	Charlotte: 1977-4th; Purdue: 80-3d	1-3	.250
† Bill Self	Kansas: 2008-CH, 12-2d	3-1	.750
George Smith	Cincinnati: 1959-3d, 60-3d	2-2	.500
Brad Stevens	Butler: 2010-2d, 11-2d	2-2	.500
Dave Strack	Michigan: 1964-3d, 65-2d	2-2	.500
Gary Williams	Maryland: 2001-T3d, 2002-CH	2-1	.667
Tex Winter	Kansas St.: 1958-4th, 64-4th	0-4	.000
1 Time			
† Rick Barnes	Texas: 2003-T3d	0-1	.000
Sam Barry	Southern California: 1940-T3d	0-1	.000
† John Beilein	Michigan: 2013-2d	1-1	.500
Dick Bennett	Wisconsin: 2000-T3d	0-1	.000
† John Brady	LSU: 2006-T3d	0-1	.000
Earl Brown	Dartmouth: 1944-2d	1-1	.500
Howard Cann	New York U.: 1945-2d	1-1	.500
P.J. Carlesimo	Seton Hall: 1989-2d	1-1	.500
Harold Carlson	Pittsburgh: 1941-T3d	0-1	.000
Lou Carnesecca	St. John's (NY): 1985-T3d	0-1	.000
Ben Carnevale	North Carolina: 1946-2d	1-1	.500
Everett Case	North Carolina St.: 1950-3d	1-1	.500
John Castellani	Seattle: 1958-2d	1-1	.500
Ozzie Cowles	Dartmouth: 1942-2d	1-1	.500
Frosty Cox	Colorado: 1942-T3d	0-1	.000
† Tom Crean	Marquette: 2003-T3d	0-1	.000
Bobby Cremins	Georgia Tech: 1990-T3d	0-1	.000
Roy Danforth	Syracuse: 1975-4th	0-2	.000
Chick Davies	Duquesne: 1940-T3d	0-1	.000
† Mike Davis	Indiana: 2002-2d	1-1	.500
Everett Dean	Stanford: 1942-CH	2-0	1.000
Don Donohue	Dayton: 1967-2d	1-1	.500
Tippy Dye	Washington: 1953-3d	1-1	.500
Bob Feerick	Santa Clara: 1952-4th	0-2	.000
† Steve Fisher*	Michigan: 1989-CH, *92-2d, *93-2d	2-0	1.000
Bill E. Foster	Duke: 1978-2d	1-1	.500
Bud Foster	Wisconsin: 1941-CH	2-0	1.000
Jack Friel	Washington St.: 1941-2d	1-1	.500
Dave Gavitt	Providence: 1973-4th	0-2	.000
Bully Gilstrap	Texas: 1943-T3d	0-1	.000
Jack Gray	Texas: 1947-3d	1-1	.500
Elmer Gross	Penn St.: 1954-3d	1-1	.500
Dick Harp	Kansas: 1957-2d	1-1	.500
Jim Harrick	UCLA: 1995-CH	2-0	1.000
Don Haskins	UTEP: 1966-CH	2-0	1.000
Doc Hayes	SMU: 1956-4th	0-2	.000
Jud Heathcote	Michigan St.: 1979-CH	2-0	1.000
† Paul Hewitt	Georgia Tech: 2004-2d	1-1	.000
Peck Hickman	Louisville: 1959-4th	0-2	.000
Howard Hobson	Oregon: 1939-CH	2-0	1.000
Bill Hodges	Indiana St.: 1979-2d	1-1	.500
George Ireland	Loyola Chicago: 1963-CH	2-0	1.000
Maurice John	Drake: 1969-3d	1-1	.500
George King	Purdue: 1969-2d	1-1	.500
† Lon Kruger	Florida: 1994-T3d	0-1	.000
Eugene Lambert	Arkansas: 1945-T3d	0-1	.000
† Jim Larranaga	George Mason: 2006-T3d	0-1	.000
Bebe Lee	Colorado: 1955-3d	1-1	.500
Rick Majerus	Utah: 1998-2d	1-1	.500
† Gregg Marshall	Wichita St.: 2013-T3d	0-1	.000
† Rollie Massimino	Villanova: 1985-CH	2-0	1.000
Bones McKinney	Wake Forest: 1962-3d	1-1	.500
Louis Menze	Iowa St.: 1944-T3d	0-1	.000
Mike Montgomery	Stanford: 1998-T3d	0-1	.000
† Kevin Ollie	UConn: 2014-CH	2-0	1.000
Johnny Orr	Michigan: 1976-2d	1-1	.500
Vadal Peterson	Utah: 1944-CH	2-0	1.000
Digger Phelps	Notre Dame: 1978-4th	0-2	.000
Nibs Price	California: 1946-4th	0-2	.000
Harry Rabenhorst	LSU: 1953-4th	0-2	.000
Elmer Ripley	Georgetown: 1943-2d	1-1	.500
Glen Rose	Arkansas: 1941-T3d	0-1	.000
Lou Rossini	New York U.: 1960-4th	0-2	.000

Coach	Tournament Team: Year-Finish	W-L	Pct.
† Bo Ryan	Wisconsin: 2014-T3d	0-1	.000
Kelvin Sampson	Oklahoma: 2002-T3d	0-1	.000
Fred Schaus	West Virginia: 1959-2d	1-1	.500
Alex Severance	Villanova: 1939-T3d	0-1	.000
Everett Shelton	Wyoming: 1943-CH	2-0	1.000
Norm Sloan	North Carolina St.: 1974-CH	2-0	1.000
† Shaka Smart	VCU: 2011-T3d	0-1	.000
† Tubby Smith	Kentucky: 1998-CH	2-0	1.000
Gary Thompson	Wichita St.: 1965-4th	0-2	.000
† John Thompson III	Georgetown: 2007-T3d	0-1	.000
Billy Tubbs	Oklahoma: 1988-2d	1-1	.500
Forrest Twogood	Southern California: 1954-4th	0-2	.000
Jim Valvano	North Carolina St.: 1983-CH	2-0	1.000
Butch van Breda Kolff	Princeton: 1965-3d	1-1	.500
† Bruce Weber	Illinois: 2005-2d	1-1	.500
Bob Weinbauer	Penn: 1979-4th	0-2	.000
Larry Weise	St. Bonaventure: 1970-4th	0-2	.000
Joe Williams	Jacksonville: 1970-2d	1-1	.500
Richard Williams	Mississippi St.: 1996-T3d	0-1	.000
† Jay Wright	Villanova: 2009-T3d	0-1	.000
Tom Young	Rutgers: 1976-4th	0-2	.000

†Active. *Final Four records later vacated.

All Tournament Appearances Vacated

Clem Haskins*	Minnesota: *1997-T3d	0-1	.000
Dana Kirk*	Memphis: *1985-T3d	0-1	.000
Jack Kraft*	Villanova: *1971-2d	1-1	.500
Jim O'Brien*	Ohio St.: *1999-T3d	0-1	.000
Johnny Oldham*	Western Ky.: *1971-3d	1-1	.500

Jack Ramsay*	Saint Joseph's: *1961-3d	1-1	.500
--------------	--------------------------	-----	------

Championship Coaches' Ages

Coach's age the day his team won the championship.

YOUNGEST

Rk.	Coach	School	Championship Year	Age of Coach		
				Yrs	Ms	Ds
1.	Branch McCracken	Indiana	1940	31	9	21
2.	Harold Foster	Wisconsin	1941	34	9	29
3.	Fred Taylor	Ohio St.	1960	35	3	16
4.	Bob Knight	Indiana	1976	35	5	4
5.	Howard Hobson	Oregon	1939	35	8	23
6.	Don Haskins	UTEP	1966	36	0	5
7.	Jim Valvano	North Carolina St.	1983	37	0	24
8.	Phil Woolpert	San Francisco	1955	39	2	0
9.	Phil Woolpert	San Francisco	1956	40	2	5
10.	Frank McGuire	North Carolina	1957	40	4	15

OLDEST

Rk.	Coach	School	Championship Year	Age of Coach		
				Yrs	Ms	Ds
1.	Jim Calhoun	UConn	2011	68	10	22
2.	Phog Allen	Kansas	1952	66	4	8
3.	John Wooden	UCLA	1975	64	5	17
4.	Mike Krzyzewski	Duke	2010	63	1	22
5.	Lute Olson	Arizona	1997	62	6	9
6.	John Wooden	UCLA	1973	62	5	12
7.	Dean Smith	North Carolina	1993	62	1	7

8.	Jim Calhoun	UConn	2004	61	10	25
9.	John Wooden	UCLA	1972	61	5	11
10.	Rick Pitino	Louisville	2013	60	6	20

ACTIVE YOUNGEST TO OLDEST

Rk.	Coach	School	Championship Year	Age of Coach		
				Yrs	Ms	Ds
1.	Billy Donovan	Florida	2006	40	10	3
2.	Billy Donovan	Florida	2007	41	10	2
3.	Kevin Ollie	UConn	2014	41	10	27
4.	Rick Pitino	Kentucky	1996	43	6	13
5.	Steve Fisher	Michigan	1989	44	0	9
6.	Mike Krzyzewski	Duke	1991	44	1	18
7.	Mike Krzyzewski	Duke	1992	45	1	23
8.	Tom Izzo	Michigan St.	2000	45	2	3
9.	Bill Self	Kansas	2008	45	3	10
10.	Tubby Smith	Kentucky	1998	46	9	0
11.	John Calipari	Kentucky	2012	53	1	22
12.	Mike Krzyzewski	Duke	2001	54	1	19
13.	Roy Williams	North Carolina	2005	54	8	3
14.	Jim Boeheim	Syracuse	2003	58	4	20
15.	Roy Williams	North Carolina	2009	58	8	5
16.	Rick Pitino	Louisville	2013	60	6	20
17.	Mike Krzyzewski	Duke	2010	63	1	22

Tournament Coaches

* Participation later vacated. # See Notes on Coaches. (Both vacated participation numbers and coaches' notes are at the back of this list.)

Coach (Alma Mater) Career Record for Retired Coaches Only, Tourney Teams and Years in Tourney	Tournament				Last Year of Career
	Yrs	W	L	Pct.	
Ron Abegglen (BYU 1962) 13: 260-129; Weber St.: 1995, 99.....	2	2	2	.500	1999
Dick Acres (UC Santa Barbara) 3: 47-34; Oral Roberts: 1984.....	1	0	1	.000	1985
Mike Adras (UC Santa Barbara 1983) 13: 193-170; Northern Ariz.: 2000.....	1	0	1	.000	2012
Stan Albeck (Bradley 1955) 19: 284-188; Bradley: 1988.....	1	0	1	.000	1991
Cy Alexander (Catawba 1975) 5 at South Carolina St.: 1989, 96, 98, 2000, 03; 1 at N.C. A&T: 13.....	6	1	6	.143	Active
Steve Alford (Indiana 1987) 1 at Missouri St.: 1999; 3 at Iowa: 2001, 05, 06; 2 at New Mexico: 10, 12, 13; 1 at UCLA: 2014-RSF.....	8	7	8	.467	Active
Frankie Allen (Roanoke 1971) Tennessee St.: 1993, 94.....	2	0	2	.000	Active
George Allen (West Virginia 1935) 3: 39-20; Brown: 1939-RR.....	1	0	1	.000	1941
Phog Allen (Kansas 1906) 46: 770-233; Kansas: 1940-2d, 42-RR, 52-CH, 53-2d.....	4	10	3	.769	1956
Sonny Allen (Marshall 1959) 22: 356-260; Nevada: 1984, 85.....	2	0	2	.000	1987
Dana Altman (Eastern N.M. 1980) 1 at Kansas St.: 1993; 7 at Creighton: 99, 2000, 01, 02, 03, 05, 07; 2 at Oregon: 13, 14.....	10	5	10	.333	Active
Tommy Amaker (Duke 1987) 1 at Seton Hall: 2000; 2 at Harvard: 12, 13, 14.....	4	4	4	.500	Active
Ladell Andersen (Utah St. 1951) 16: 286-168; 5 at Utah St.: 1962, 63, 64, 70-RR, 71; 3 at BYU: 84, 87, 88.....	8	6	10	.375	1989
Forddy Anderson (Stanford 1942) 24: 368-234; 2 at Bradley: 1950-2d, 54-2d; 2 at Michigan St.: 57-4th, 59-RR.....	4	9	5	.643	1970
Harold Anderson (Otterbein 1924) 29: 504-226; Bowling Green: 1959, 62, 63.....	3	1	4	.200	1963
Jim Anderson (Oregon St. 1959) 6: 79-90; Oregon St.: 1990.....	1	0	1	.000	1995
Mike Anderson (Tulsa 1982) 3 at UAB: 2004, 05, 06; 3 at Missouri: 09-RR, 10, 11.....	6	7	6	.538	Active
Tevester Anderson (Ark.-Pine Bluff 1962) 15: 252-222; 2 at Murray St.: 1999, 2002; 1 at Jackson St.: 07.....	3	0	3	.000	2013
Tom Apke (Creighton 1965) 22: 328-292; Creighton: 1975, 78, 81.....	3	0	3	.000	1996
Lynn Archibald (Fresno St. 1968) 11: 163-152; Utah: 1986.....	1	0	1	.000	1989
Frank Arnold (Idaho St. 1956) 10: 148-139; BYU: 1979, 80, 81-RR.....	3	3	3	.500	1987
Murray Arnold (American 1960) 22: 407-221; 3 at Chattanooga: 1981, 82, 83; 1 at Western Ky.: 87.....	4	2	4	.333	2001
Ronnie Arrow (Texas St. 1969) 22: 345-252; 3 at South Ala.: 1989, 91, 2008; 1 at A&M-Corpus Christi: 07.....	4	1	4	.250	2013
Tom Asbury (Wyoming 1967) 15: 240-213; 3 at Pepperdine: 1991, 92, 94; 1 at Kansas St.: 96.....	4	0	4	.000	2011
Presley Askew (Southeastern Okla. 1930) 15: 179-181; New Mexico St.: 1959, 60.....	2	0	2	.000	1965
Randy Ayers [Miami (OH) 1978] 8: 124-108; Ohio St.: 1990, 91, 92-RR.....	3	6	3	.667	1997
John Bach (Fordham 1948) 28: 384-314; Fordham: 1953, 54.....	2	0	2	.000	1978
Jim Baechtold (Eastern Ky. 1952) 6: 70-57; Eastern Ky.: 1965.....	1	0	1	.000	1967
Tay Baker (Cincinnati 1950) 13: 195-149; Cincinnati: 1966.....	1	0	2	.000	1979
Roman Banks (Northwestern St. 1992) Southern U.: 2013.....	1	0	1	.000	Active
Kevin Bannon (Saint Peter's 1979) 19: 335-211; Rider: 1993, 94.....	2	0	2	.000	2001
Tony Barbee (Massachusetts 1993) UTEP: 2010.....	1	0	1	.000	2014
Milton Barnes (Albion 1979) 4: 62-53; Eastern Wash.: 1998.....	1	0	1	.000	2000
Rick Barnes (Lenoir-Rhyne 1977) 3 at Providence: 1989, 90, 94; 3 at Clemson: 96, 97, 98; 15 at Texas: 99, 2000, 01, 02, 03-T3d, 04, 05, 06-RR, 07, 08-RR, 09, 10, 11, 12, 14.....	21	21	21	.500	Active
Rod Barnes (Ole Miss 1988) Ole Miss: 1999, 2001, 02.....	3	3	3	.500	Active
J.D. Barnett (Winona St. 1966) 21: 345-254; 5 at VCU: 1980, 81, 83, 84, 85; 2 at Tulsa: 86, 87.....	7	4	7	.364	1999
Jim Baron (St. Bonaventure 1977) 1 at Saint Francis (PA): 1991; 1 at St. Bonaventure: 2000.....	2	0	2	.000	Active
Tony Barone (Duke 1968) 13: 178-202; Creighton: 1989, 91.....	2	1	2	.333	1998
Peter Barry (San Francisco 1970) 2: 49-13; San Francisco: 1981, 82.....	2	0	2	.000	1982
Sam Barry (Wisconsin 1916) 28: 365-217; Southern California: 1940-T3d.....	1	1	1	.500	1950
Gene Bartow (Truman 1953) 34: 647-353; 1 at Memphis: 1973-2d; 2 at UCLA: 76-3d, 77; 9 at UAB: 81, 82-RR, 83, 84, 85, 86, 87, 90, 94.....	12	14	12	.538	1996
Murry Bartow (UAB 1985) 1 at UAB: 1999; 3 at East Tenn. St.: 2004, 09, 10.....	4	0	4	.000	Active
Bill Bayno (Sacred Heart 1985) 7: 96-80; UNLV: 1998, 2000.....	2	0	2	.000	2009
Butch Beard (Louisville 1972) 9: 84-174; Howard: 1992.....	1	0	1	.000	2006
John Becker (Catholic 1990) Vermont: 2012.....	1	1	1	.500	Active
John Beilein (Wheeling Jesuit 1975) 1 at Canisius: 1996; 1 at Richmond: 98; 2 at West Virginia: 2005-RR, 06; 4 at Michigan: 09, 11, 12, 13-2d, 14-RR.....	9	16	9	.640	Active
Steve Belko (Idaho 1939) 26: 287-263; 4 at Idaho St.: 1953, 54, 55, 56; 2 at Oregon: 60-RR, 61.....	6	4	6	.400	1971
Dan Belluomini (San Francisco 1964) 2: 44-14; San Francisco: 1979.....	1	1	1	.500	1980
Dutch Belnap (Utah St. 1958) 6: 108-56; Utah St.: 1975, 79.....	2	0	2	.000	1979
Bob Bender (Duke 1980) 13: 176-199; 1 at Illinois St.: 1990; 2 at Washington: 98, 99.....	3	2	3	.400	2002
Dick Bennett (Ripon 1965) 28: 490-306; 3 at Green Bay: 1991, 94, 95; 3 at Wisconsin: 97, 99, 2000-T3d.....	6	5	6	.455	2006
Randy Bennett (UC San Diego 1986) St. Mary's (CA): 2005, 08, 10, 12, 13.....	5	3	5	.375	Active
Tony Bennett (Green Bay 1992) 2 at Washington St.: 2007, 08; 2 at Virginia: 12, 14-RSF.....	4	5	4	.556	Active
Russ Bergman (LSU 1970) 19: 306-246; Coastal Caro.: 1991, 93.....	2	0	2	.000	1994
Bill Berry (Michigan St. 1965) 10: 142-144; San Jose St.: 1980.....	1	0	1	.000	1989
Bill Bibb (Ky. Wesleyan 1957) 15: 222-194; Mercer: 1981, 85.....	2	0	2	.000	1989
Henry Bibby (UCLA 1972) 10: 132-119; Southern California: 1997, 2001-RR, 02.....	3	3	3	.500	2005
Eddie Biedenbach (North Carolina St. 1968) 20: 285-309; UNC Asheville: 2003, 11, 12.....	3	2	3	.400	2013
Leon Black (Texas 1953) 9: 106-121; Texas: 1972, 74.....	2	1	3	.250	1976
Tom Blackburn [Wilmington (OH) 1931] 17: 352-141; Dayton: 1952.....	1	1	1	.500	1964
Bill Blair (VMI 1964) 9: 114-130; VMI: 1976-RR.....	1	2	1	.667	1981
George Blaney (Holy Cross 1961) 30: 459-382; Holy Cross: 1977, 80, 93.....	3	0	3	.000	1997
Dave Bliss (Cornell 1965) 28: 526-328; 1 at Oklahoma: 1979; 3 at SMU: 84, 85, 88; 7 at New Mexico: 91, 93, 94, 96, 97, 98, 99.....	11	8	11	.421	2003
Jim Boeheim (Syracuse 1966) Syracuse: 1977, 78, 79, 80, 83, 84, 85, 86, 87-2d, 88, 89-RR, 90, 91, 92, 94, 95, 96-2d, 98, 99, 2000, 01, 03-CH, 04, 05, 06, 09, 10, 11, 12-RR, 13-T3d, 14.....	31	53	31	.631	Active
Ken Bone (Seattle Pacific 1983) Portland St.: 2008, 09.....	2	0	2	.000	Active
Jim Boutin (Lewis & Clark 1964) 23: 397-253; Idaho St.: 1987.....	1	0	1	.000	1990
Bob Boyd (Southern California 1953) 20: 312-231; 1 at Seattle: 1964; 1 at Southern California: 79.....	2	3	2	.600	1986
Jim Boyle (Saint Joseph's 1964) 9: 151-114; Saint Joseph's: 1982, 86.....	2	1	2	.333	1990
Tad Boyle (Kansas 1985) Colorado: 2012, 13, 14.....	3	1	3	.250	Active
Jim Boylen (Maine 1987) 4: 69-60; Utah: 2009.....	1	0	1	.000	2011
Todd Bozeman* (Rhode Island 1986) 3 at California: 1993, 94, 96*; 2 at Morgan St.: 2009, 10.....	5	2	5	.286	Active
Harold Bradley (Hartwick 1934) 20: 337-169; 1 at Duke: 1955; 2 at Texas: 60, 63.....	3	2	4	.333	1967
Ron Bradley (Eastern Nazarene 1973) 16: 288-176; Radford: 1998.....	1	0	1	.000	2002

Coach (Alma Mater) Career Record for Retired Coaches Only, Tourney Teams and Years in Tourney	Tournament				Last Year of Career
	Yrs	W	L	Pct.	
John Brady (Belhaven 1976) LSU: 2000, 03, 05, 06-T3d	4	6	4	.600	Active
Matt Brady (Siena 1987) James Madison: 2013	1	1	1	.500	Active
Jim Brandenburg (Colorado St. 1958) 16: 267-199; Wyoming: 1981, 82, 87	3	4	3	.571	1992
Buster Brannon (TCU 1933) 24: 285-290; 2 at Rice: 1940-RR, 42-RR; 3 at TCU: 52, 53, 59	5	4	6	.400	1967
Bobby Braswell (Cal St. Northridge 1984) 17: 251-258; Cal St. Northridge: 2001, 09	2	0	2	.000	2013
Ben Braun (Wisconsin 1975) 3 at Eastern Mich.: 1988, 91, 96; 5 at California: 97, 2001, 02, 03, 06	8	7	8	.467	Active
John Breeden (Montana St. 1929) 17: 283-198; Montana St.: 1951	1	0	1	.000	1954
Mike Brennan (Princeton 1994) American, 2014	1	0	1	.000	Active
Tom Brennan (Georgia 1971) 24: 316-352; Vermont: 2003, 04, 05	3	1	3	.250	2005
Mike Brey (George Washington 1982) 2 at Delaware: 1998, 99; 9 at Notre Dame: 2001, 02, 03, 07, 08, 10, 11, 12, 13	11	6	11	.353	Active
Al Brightman [Charleston (WV)] 8: 174-67; Seattle: 1953, 54, 55, 56	4	4	6	.400	1956
Kevin Broadus (Bowie St. 1990) 2: 37-25; Binghamton: 2009	1	0	1	.000	2009
J. Madison Brooks (Louisiana Tech 1937) 25: 370-267; East Tenn. St.: 1968	1	1	2	.333	1973
Rickey Broussard (La-Lafayette 1970) 12: 150-183; Nicholls St.: 1995, 98	2	0	2	.000	2002
Jim Brovelli (San Francisco 1964) 21: 289-288; San Diego: 1984	1	0	1	.000	1995
Al Brown (Purdue 1964) 5: 68-75; Ball St.: 1986	1	0	1	.000	1987
Dale Brown (Minot St. 1957) 25: 448-301; LSU: 1979, 80-RR, 81-4th, 84, 85, 86-T3d, 87-RR, 88, 89, 90, 91, 92, 93	13	15	14	.517	1997
Earl Brown (Notre Dame 1939) 1: 19-2; Dartmouth: 1944-2d	1	2	1	.667	1944
Larry Brown* (North Carolina 1963) 2 at UCLA: 1980-2d*, 81; 5 at Kansas: 84, 85, 86-T3d, 87, 88-CH	7	19	6	.760	Active
Milan Brown (Howard 1993) Mt. St. Mary's: 2008	1	1	1	.500	Active
Will Brown (Dowling 1995) Albany (NY): 2006, 07, 13, 14	5	1	4	.200	Active
Brad Brownell (DePauw 1991) 2 at UNC Wilmington: 2003, 06; 1 at Wright St.: 07; 1 at Clemson: 11	4	1	4	.200	Active
Jack Bruen (Catholic 1972) 16: 226-214; Colgate: 1995, 96	2	0	2	.000	1998
Vic Bubas (North Carolina St. 1951) 10: 213-67; Duke: 1960-RR, 63-3d, 64-2d, 66-3d	4	11	4	.733	1969
Morris Buckwalter (Utah 1956) 5: 78-54; Seattle: 1969	1	0	1	.000	1972
Mitch Buonaguro (Boston College 1975) 9: 107-162; Fairfield: 1986, 87	2	0	2	.000	2013
Eddie Burke (La Salle 1967) 14: 205-189; Drexel: 1986	1	0	1	.000	1991
Ken Burmeister [St. Mary's (TX) 1971] UTSA: 1988	1	0	1	.000	Active
Bob Burton (Fresno St. 1968) 9: 155-122; Cal St. Fullerton: 2008	1	0	1	.000	2012
Jerry Bush [St. John's (NY) 1938] 16: 209-190; Toledo: 1954	1	0	1	.000	1963
Ed Byhre [Augustana (SD) 1966] 5: 69-63; Eastern Ky.: 1979	1	0	1	.000	1981
Rick Byrd (Tennessee 1976) Belmont: 2006, 07, 08, 11, 12, 13	6	0	6	.000	Active
Jeff Bzdelik (Ill.-Chicago 1976) Air Force: 2006	1	0	1	.000	Active
Jim Calhoun* (American Int'l 1966) 40: 873-380; 5 at Northeastern: 1981, 82, 84, 85, 86; 18 at UConn: 90-RR, 91, 92, 94, 95-RR, 96*, 98-RR, 99-CH, 2000, 02-RR, 03, 04-CH, 05, 06-RR, 08, 09-T3d, 11-CH, 12	23	51	20	.718	2012
Robert Calihan (Detroit 1940) 21: 299-242; Detroit: 1962	1	0	1	.000	1969
John Calipari* (Clarion 1982) 5 at Massachusetts: 1992, 93, 94, 95-RR, 96-T3d*; 6 at Memphis: 2003, 04, 06-RR, 07-RR, 08-2d*, 09; 3 at Kentucky: 10-RR, 11-T3d, 12-CH, 14-2nd	15	43	14	.754	Active
Joe Callero (Central Washington 1986) Cal Poly 2014	1	1	1	.500	Active
Dave Calloway (Monmouth 1991) 13: 175-217; Monmouth: 2001, 04, 06	3	1	3	.250	2011
Ernie Calverley (Rhode Island 1946) 11: 154-125; Rhode Island: 1961, 66	2	0	2	.000	1968
Lou Campanelli (Montclair St. 1960) 21: 361-226; 3 at James Madison: 1981, 82, 83; 1 at California: 90	4	4	4	.500	1993
Howard Cann (New York U. 1920) 35: 409-232; New York U.: 1943-RR, 45-2d, 46-RR	3	3	4	.429	1958
Jeff Capel (Fayetteville St. 1977) 12: 201-162; 1 at N.C. A&T: 1994; 2 at Old Dominion: 95, 97	3	1	3	.250	2001
Jeff Capel III (Duke 1997) 9: 175-110; 1 at VCU: 2004; 2 at Oklahoma: 08, 09-RR	3	4	3	.571	2011
Franklin Cappon# (Michigan 1924) 28: 361-257; Princeton: 1952, 55, 60	3	0	5	.000	1961
P.J. Carlesimo (Fordham 1971) 19: 291-272; Seton Hall: 1988, 89-2d, 91-RR, 92, 93, 94	6	12	6	.667	1994
Henry Carlson (Pittsburgh 1917) 31: 367-248; Pittsburgh: 1941-T3d	1	1	1	.500	1953
Bill Carmody [Union (NY) 1975] 17: 284-236; Princeton: 1997, 98	2	1	2	.333	2013
Lou Carnesecca [St. John's (NY) 1946] 24: 526-200; St. John's (NY): 1967, 68, 69, 76, 77, 78, 79-RR, 80, 82, 83, 84, 85-T3d, 86, 87, 88, 90, 91-RR, 92	18	17	20	.459	1992
Ben Carnevale (New York U. 1938) 22: 309-171; 1 at North Carolina: 1946-2d; 5 at Navy: 47-RR, 53, 54-RR, 59, 60	6	6	7	.462	1966
John Carpenter (Penn St. 1958) 23: 292-328; Rider: 1984	1	0	1	.000	1989
Pete Carril (Lafayette 1952) 30: 525-273; Princeton: 1969, 76, 77, 81, 83, 84, 89, 90, 91, 92, 96	11	4	11	.267	1996
Tim Carter (Kansas 1979) 18: 238-280; UTSA: 1999, 2004	2	0	2	.000	2013
Everett Case (Wisconsin 1923) 18: 377-134; North Carolina St.: 1950-3d, 51-RR, 52, 54, 56	5	6	6	.500	1964
Don Casey (Temple 1970) 9: 151-94; Temple: 1979	1	0	1	.000	1982
John Castellani (Notre Dame 1952) 2: 45-9; Seattle: 1958-2d	1	4	1	.800	1958
Gale Catlett (West Virginia 1963) 30: 565-325; 3 at Cincinnati: 1975, 76, 77; 8 at West Virginia: 82, 83, 84, 86, 87, 89, 92, 98	11	7	11	.389	2002
Vince Cazzetta# (Arnold 1950) 5: 94-39; Seattle: 1961, 62	2	0	2	.000	1963
Patrick Chambers (Philadelphia U. 1994) Boston U.: 2011	1	0	1	.000	Active
John Chaney (Bethune-Cookman 1955) 34: 741-312; Temple: 1984, 85, 86, 87, 88-RR, 90, 91-RR, 92, 93-RR, 94, 95, 96, 97, 98, 99-RR, 2000, 01-RR	17	23	17	.575	2006
Rob Chavez (Colorado Mesa 1980) 9: 121-130; Portland: 1996	1	0	1	.000	2001
Roy Chipman (Maine 1961) 18: 326-160; Pittsburgh: 1981, 82, 85	3	1	3	.250	1986
Jamion Christian (Mt. St. Mary's 2003) at Mt. St. Mary's: 2014	1	0	1	.000	Active
Jim Christian (Rhode Island 1988) Kent St.: 2006, 08	2	0	2	.000	Active
Mike Cingiser (Brown 1962) 10: 93-170; Brown: 1986	1	0	1	.000	1991
John Cinicola (Duquesne 1955) 4: 52-56; Duquesne: 1977	1	0	1	.000	1978
Perry Clark (Gettysburg 1974) 19: 304-270; 3 at Tulane: 1992, 93, 95; 1 at Miami (FL): 2002	4	3	4	.429	2011
Mickey Clayton (Florida A&M 1975) 6: 48-105; Florida A&M: 1999	1	0	1	.000	2001
Steve Cleveland (UC Irvine 1976) 14: 230-206; BYU: 2001, 03, 04	3	0	3	.000	2011
Tim Cluess (Hofstra 1983) Iona: 2012, 13	2	0	2	.000	Active
Richard Cochran (Tufts 1934) 2: 17-17; Tufts: 1945-RR	1	0	2	.000	1946
Josh Cody (Vanderbilt 1920) 24: 259-243; Temple: 1944-RR	1	1	1	.500	1952
Charlie Coles [Miami (OH) 1965] 22: 358-310; 1 at Central Mich.: 1987; 3 at Miami (OH): 97, 99, 2007	4	2	4	.333	2012
Barry Collier (Butler 1976) 17: 285-223; Butler: 1997, 98, 2000	3	0	3	.000	2006
Bobby Collins (Eastern Ky. 1991) Hampton: 2006	1	0	1	.000	Active
Jimmy Collins (New Mexico St. 1970) 14: 218-208; Ill.-Chicago: 1998, 2002, 04	3	0	3	.000	2010
Gary Colson (David Lipscomb 1956) 34: 563-385; Pepperdine: 1976, 79	2	2	2	.500	1995
Harry Combes (Illinois 1937) 20: 316-150; Illinois: 1949-3d, 51-3d, 52-3d, 63-RR	4	9	4	.692	1967
Bus Connor (Idaho St. 1955) 8: 93-106; Boise St.: 1976	1	0	1	.000	1980

Coach (Alma Mater) Career Record for Retired Coaches Only, Tourney Teams and Years in Tourney	Tournament				Last Year of Career
	Yrs	W	L	Pct.	
Tom Conrad (Old Dominion 1979) 4: 42-72; Charleston So.: 1997	1	0	1	.000	2000
Ed Cooley (Stonehill 1994) at Providence: 2014	1	0	1	.000	Active
Don Corbett (Lincoln MO) 1965] 22: 413-204; N.C. A&T: 1982, 83, 84, 85, 86, 87, 88	7	0	7	.000	1993
Paul Cormier (New Hampshire 1973) 14: 173-206; Fairfield: 1997	1	0	1	.000	Active
Ronnie Courtney (McMurry 1981) 6: 76-99; Texas Southern: 2003	1	0	1	.000	2007
Bob Cousy (Holy Cross 1948) 6: 114-38; Boston College: 1967-RR, 68	2	2	2	.500	1969
Ozzie Cowles (Carleton 1922) 31: 421-198; 3 at Dartmouth: 1941-RR, 42-2d, 43-RR; 1 at Michigan: 48-RR	4	5	4	.556	1959
Frosty Cox (Kansas 1930) 18: 203-151; Colorado: 1940-RR, 42-T3d, 46-RR	3	2	4	.333	1960
Joe Cravens (Texas-Arlington 1977) 11: 170-141; Weber St.: 2003	1	0	1	.000	2006
Tom Crean (Central Mich. 1989) 5 at Marquette: 2002, 03-T3d, 06, 07, 08; 2 at Indiana: 12, 13	7	9	7	.563	Active
Bobby Cremins (South Carolina 1970) 32: 598-387; 1 at Appalachian St.: 1979; 10 at Georgia Tech: 85-RR, 86, 87, 88, 89, 90-T3d, 91, 92, 93, 96	11	15	11	.577	2012
Jim Crews (Indiana 1976) 4 at Evansville: 1989, 92, 93, 99; 2 at Saint Louis: 2013, 14	6	3	6	.333	Active
Mick Cronin (Cincinnati 1997) 2 at Murray St.: 2004, 06; 3 at Cincinnati: 11, 12, 13, 14	6	3	6	.333	Active
Scott Cross (Texas-Arlington 1998) Texas-Arlington: 2008	1	0	1	.000	Active
Denny Crum (UCLA 1959) 30: 675-295; Louisville: 1972-4th, 74, 75-3d, 77, 78, 79, 80-CH, 81, 82-T3d, 83-T3d, 84, 86-CH, 88, 89, 90, 92, 93, 94, 95, 96, 97-RR, 99, 2000	23	42	23	.646	2001
Gary Cunningham (UCLA 1962) 2: 50-8; UCLA: 1978, 79-RR	2	3	2	.600	1979
Joseph Curran (Canisius 1943) 6: 76-66; Canisius: 1955-RR, 56-RR, 57	3	6	3	.667	1959
Dan Dakich (Indiana 1985) 11: 159-144; Indiana: 2008	1	0	1	.000	2008
Howie Dallmar (Stanford 1948) 27: 363-315; Penn: 1953	1	1	1	.500	1975
Chuck Daly (Bloomsburg 1953) 8: 151-62; Penn: 1972-RR, 73, 74, 75	4	3	5	.375	1977
Keith Dambrot (Akron 1982) Akron: 2009, 11, 13	3	0	3	.000	Active
Roy Danforth (Southern Miss. 1962) 13: 193-161; Syracuse: 1973, 74, 75-4th, 76	4	5	5	.500	1981
Dick Davey (Pacific 1964) 15: 251-190; Santa Clara: 1993, 95, 96	3	2	3	.400	2007
George Davidson (Lafayette 1951) 12: 170-116; Lafayette: 1957	1	0	2	.000	1967
Chick Davies (Duquesne 1934) 21: 314-106; Duquesne: 1940-T3d	1	1	1	.500	1948
Keno Davis (Iowa 1995) 4: 74-55; Drake: 2008	1	0	1	.000	2011
Kermit Davis Jr. (Mississippi St. 1982) 2 at Idaho: 1989, 90; 1 at Middle Tenn.: 2013	3	0	3	.000	Active
Mike Davis (Alabama 1983) 4 at Indiana: 2001, 02-2d, 03, 06; 1 at UAB: 11; 1 at Texas Southern: 2014	6	7	6	.538	Active
Tom Davis (Wis.-Platteville 1960) 32: 598-355; 2 at Boston College: 1981, 82-RR; 9 at Iowa: 87-RR, 88, 89, 91, 92, 93, 96, 97, 99	11	18	11	.621	2007
Johnny Dawkins (Duke 1986) at Stanford: 2014-RSF	1	2	1	.667	Active
Everett Dean (Indiana 1921) 28: 374-215; Stanford: 1942-CH	1	3	0	1.000	1951
Mike Deane (SUNY Potsdam 1974) 26: 436-334; 1 at Siena: 1989; 2 at Marquette: 96, 97; 1 at Lamar: 2000	4	2	4	.333	2010
Ed DeChellis (Penn St. 1982) 1 at East Tenn. St.: 2003; 1 at Penn St.: 11	2	0	2	.000	Active
Johnny Dee (Notre Dame 1946) 11: 184-105; Notre Dame: 1965, 69, 70, 71	4	2	6	.250	1971
Benny Dees (Wyoming 1958) 12: 197-144; 1 at New Orleans: 1987; 1 at Wyoming: 88	2	1	2	.333	1995
Mike Dement (East Carolina 1976) 25: 331-371; Cornell: 1988	1	0	1	.000	2012
Don DeVoe (Ohio St. 1964) 31: 512-389; 1 at Virginia Tech: 1976; 6 at Tennessee: 79, 80, 81, 82, 83, 89; 3 at Navy: 94, 97, 98	10	5	10	.333	2004
Howie Dickenman (Central Conn. St. 1970) Central Conn. St.: 2000, 02, 07	3	0	3	.000	Active
James Dickey* (Central Ark. 1976) Texas Tech: 1993, 96*	2	2	2	.500	Active
Ed Diddle (Centre 1921) 42: 759-302; Western Ky.: 1940-RR, 60, 62	3	3	4	.429	1964
Jamie Dixon (TCU 1987) Pittsburgh: 2004, 05, 06, 07, 08, 09-RR, 10, 11, 13, 14	10	12	10	.545	Active
Matt Doherty (North Carolina 1984) 11: 170-180; North Carolina: 2001	1	1	1	.500	2012
Steve Donahue (Ursinus 1984) Cornell: 2008, 09, 10	3	2	3	.400	Active
Bob Donewald (Hanover 1964) 22: 358-277; 3 at Illinois St.: 1983, 84, 85; 1 at Western Mich.: 98	4	3	4	.429	2000
Don Donohoe (Dayton 1954) 25: 437-275; Dayton: 1965, 66, 67-2d, 69, 70, 74, 84-RR, 85	8	11	10	.524	1989
Billy Donovan (Providence 1987) Florida: 1999, 2000-2d, 01, 02, 03, 04, 05, 06-CH, 07-CH, 10, 11-RR, 12-RR, 13-RR, 14-T-3d	14	35	12	.745	Active
Eddie Donovan (St. Bonaventure 1950) 8: 139-57; St. Bonaventure: 1961	1	2	1	.667	1961
William Donovan (Loyola Marymount 1950) 8: 107-101; Loyola Marymount: 1961	1	1	1	.500	1961
Duck Dowell (Westminster MO) 1933] 20: 263-263; Pepperdine: 1962	1	1	1	.500	1968
Bruce Drake (Oklahoma 1929) 17: 200-181; Oklahoma: 1939-T3d, 43-RR, 47-2d	3	4	3	.571	1955
Bryce Drew (Valparaiso 1998) Valparaiso: 2013	1	0	1	.000	Active
Homer Drew (William Jewell 1966) 34: 640-427; Valparaiso: 1996, 97, 98, 99, 2000, 02, 04	7	2	7	.222	2011
Scott Drew (Butler 1993) Baylor: 2008, 10-RR, 12-RR, 14-RSF	4	8	4	.667	Active
Lefty Driesell (Duke 1954) 42: 800-409; 3 at Davidson: 1966, 68-RR, 69-RR; 8 at Maryland: 73-RR, 75-RR, 80, 81, 83, 84, 85, 86; 1 at James Madison: 94; 1 at Georgia St.: 2001	13	16	14	.533	2003
John Dromo (John Carroll 1939) 4: 80-31; Louisville: 1968	1	1	1	.500	1971
Al Duer (Emporia St. 1929) 9: 176-95; Pepperdine: 1944-RR	1	0	2	.000	1948
Jerry Dunn (George Mason 1980) 8: 117-121; Penn St.: 1996, 2001	2	2	2	.500	2003
John Dunne (Ithaca 1992) Saint Peter's: 2011	1	0	1	.000	Active
Fran Dunphy (La Salle 1970) 9 at Penn: 1993, 94, 95, 99, 2000, 02, 03, 05, 06; 6 at Temple: 08, 09, 10, 11, 12, 13	15	3	15	.167	Active
Randy Dunton (Baptist Bible MO) 1984] 6: 77-102; Liberty: 2004	1	0	1	.000	2007
Hugh Durham* (Florida St. 1959) 37: 633-429; 3 at Florida St.: 1968, 72-2d, 78; 5 at Georgia: 83-T3d, 85*, 87, 90, 91	8	8	8	.500	2005
Jarrett Durham (Duquesne 1971) 12: 157-183; Robert Morris: 1989, 90, 92	3	0	3	.000	1996
Mick Durham (Montana St. 1979) 16: 246-213; Montana St.: 1996	1	0	1	.000	2006
Jim Dutcher (Michigan 1955) 17: 290-196; Minnesota: 1982	1	1	1	.500	1986
Bob Dye (Idaho St. 1962) 21: 373-221; 1 at Cal St. Fullerton: 1978-RR; 3 at Boise St.: 88, 93, 94	4	2	4	.333	1995
Tippy Dye (Ohio St. 1937) 14: 225-132; 1 at Ohio St.: 1950-RR; 2 at Washington: 51-RR, 53-3d	3	6	3	.667	1959
Tommy Joe Eagles (Louisiana Tech 1971) 9: 151-118; Louisiana Tech: 1987, 89	2	1	2	.333	1994
Jimmy Earle (Middle Tenn. 1959) 10: 164-103; Middle Tenn.: 1975, 77	2	0	2	.000	1979
Scott Edgar (Pitt.-Johnstown 1978) Murray St.: 1992, 95	2	0	2	.000	Active
Hec Edmundson (Idaho 1909) 29: 497-201; Washington: 1943-RR	1	0	2	.000	1947
Dick Edwards (Culver-Stockton 1952) 15: 241-157; Pacific: 1966, 67-RR, 71	3	2	4	.333	1978
George Edwards (Missouri 1913) 20: 181-172; Missouri: 1944-RR	1	1	1	.500	1946
Hank Egan (Navy 1960) 23: 303-312; San Diego: 1987	1	0	1	.000	1994
John Egli (Penn St. 1947) 14: 187-135; Penn St.: 1955, 65	2	1	3	.250	1968
Norm Ellenberger (Butler 1955) 10: 164-98; New Mexico: 1974, 78	2	2	2	.500	1979
Brian Ellerbe* (Rutgers 1985) 7: 59-106; Michigan: 1998*	1	1	1	.500	2001
Cliff Ellis* (Florida St. 1968) 2 at South Ala.: 1979, 80; 3 at Clemson: 87, 89, 90*; 3 at Auburn: 99, 2000, 1 at Coastal Carolina 2014	9	8	9	.471	Active
Andy Enfield (Johns Hopkins 1991) FGCU: 2013	1	2	1	.667	Active
Fred Enke (Minnesota 1921) 38: 522-344; Arizona: 1951	1	0	1	.000	1961
Lefty Ervin (La Salle 1968) 7: 119-87; La Salle: 1980, 83	2	1	2	.333	1986

Coach (Alma Mater) Career Record for Retired Coaches Only, Tourney Teams and Years in Tourney	Tournament				Last Year of Career
	Yrs	W	L	Pct.	
Craig Esherick (Georgetown 1978) 6: 103-74; Georgetown: 2001	1	2	1	.667	2004
Larry Eustachy (Long Beach St. 1979) 1 at Utah St.: 1998; 2 at Iowa St.: 2000-RR, 01; 1 at Southern Miss.: 12; 1 at Colorado St.: 13	5	4	5	.444	Active
Anthony Evans (St. Thomas Aquinas 1994) Norfolk St.: 2012	1	1	1	.500	Active
Bill Evans (Southern Utah 1972) Southern Utah: 2001	1	0	1	.000	Active
Jessie Evans* (Eastern Mich. 1972) La.-Lafayette: 2000, 04*	2	0	2	.000	Active
John Evans (Idaho 1948) 4: 60-41; Idaho St.: 1960	1	0	1	.000	1963
Paul Evans (Ithaca 1967) 21: 392-208; 2 at Navy: 1985, 86-RR; 5 at Pittsburgh: 87, 88, 89, 91, 93	7	7	7	.500	1994
Rob Evans (New Mexico St. 1968) 14: 205-201; 2 at Ole Miss: 1997, 98; 1 at Arizona St.: 2003	3	1	3	.250	2006
Larry Farmer (UCLA 1973) 12: 166-178; UCLA: 1983	1	0	1	.000	2004
Bob Feerick (Santa Clara 1941) 12: 186-120; Santa Clara: 1952-4th, 53-RR, 54-RR, 60	4	6	6	.500	1962
Dennis Felton (Howard 1985) 11: 184-145; 3 at Western Ky.: 2001, 02, 03; 1 at Georgia: 08	4	0	4	.000	2009
George Felton (South Carolina 1975) 5: 87-62; South Carolina: 1989	1	0	1	.000	1991
Jim Ferry (Keene St. 1990) LIU Brooklyn: 2011, 12	2	0	2	.000	Active
Mark Few (Oregon 1987) Gonzaga: 2000, 01, 02, 03, 04, 05, 06, 07, 08, 09, 10, 11, 12, 13, 14	15	16	15	.516	Active
Larry Finch (Memphis 1973) 11: 220-130; Memphis: 1988, 89, 92-RR, 93, 95, 96	6	6	6	.500	1997
Ted Fiore (Seton Hall 1962) 9: 151-110; Saint Peter's: 1991, 95	2	0	2	.000	1995
Steve Fisher* (Illinois St. 1967) 7 at Michigan: 1989-CH, 90, 92-2d*, 93-2d*, 94-RR, 95, 96*; 7 at San Diego St.: 2002, 06, 10, 11, 12, 13, 14-RSF	14	25	13	.658	Active
Bill Fitch (Coe 1954) 12: 185-114; Bowling Green: 1968	1	0	1	.000	1970
Dan Fitzgerald (Cal St. L.A. 1965) 15: 251-171; Gonzaga: 1995	1	0	1	.000	1997
Cotton Fitzsimmons (Midwestern St. 1955) 2: 34-20; Kansas St.: 1970	1	1	1	.500	1970
Pat Flannery (Bucknell 1980) 19: 327-222; Bucknell: 2005, 06	2	2	2	.500	2008
Marty Fletcher (Maryland 1973) 19: 246-298; La.-Lafayette: 1992, 94	2	1	2	.333	2001
Bruiser Flint (Saint Joseph's 1987) Massachusetts: 1997, 98	2	0	2	.000	Active
John Floyd (Oklahoma St. 1941) 5: 38-82; Texas A&M: 1951	1	0	1	.000	1955
Tim Floyd* (Louisiana Tech 1977) 2 at New Orleans: 1991, 93; 3 at Iowa St.: 95, 96, 97; 3 at Southern California: 2007, 08*, 09	8	7	8	.467	Active
Karl Fogel (Colby 1968) 19: 270-249; Northeastern: 1987, 91	2	0	2	.000	2003
Eddie Fogler (North Carolina 1970) 15: 265-197; 2 at Wichita St.: 1987, 88; 2 at Vanderbilt: 91, 93; 2 at South Carolina: 97, 98	6	2	6	.250	2001
Travis Ford (Kentucky 1994) 1 at Eastern Ky.: 2005; 4 at Oklahoma St.: 09, 10, 13, 14	5	1	5	.167	Active
Bill C. Foster (Carson-Newman 1958) 30: 532-325; 1 at Clemson: 1980-RR; 1 at Virginia Tech: 96	2	4	2	.667	1997
Bill E. Foster (Elizabethtown 1954) 33: 467-409; Duke: 1978-2d, 79, 80-RR	3	6	3	.667	1993
Bud Foster (Wisconsin 1930) 25: 265-267; Wisconsin: 1941-CH, 47-RR	2	4	1	.800	1959
Pat Foster (Arkansas 1961) 19: 366-203; 2 at Lamar: 1981, 83; 3 at Houston: 87, 90, 92	5	2	5	.286	1999
Mark Fox (Eastern N.M. 1991) 3 at Nevada: 2005, 06, 07; 1 at Georgia: 11	4	1	4	.200	Active
Fran Fraschilla (Brooklyn Col. 1980) 9: 175-100; 2 at Manhattan: 1993, 95; 1 at St. John's (NY): 98	3	1	3	.250	2002
Bill Frieder# (Michigan 1964) 17: 321-197; 4 at Michigan: 1985, 86, 87, 88; 2 at Arizona St.: 91, 95	6	8	6	.571	1997
Jack Friel (Washington St. 1923) 30: 494-377; Washington St.: 1941-2d	1	2	1	.667	1958
Matt Furjanic (Point Park 1973) 7: 109-95; 2 at Robert Morris: 1982, 83; 1 at Marist: 86	3	1	3	.250	1986
Roger Gaeckler (Gettysburg 1965) 10: 131-124; Hofstra: 1976, 77	2	0	2	.000	1979
Bob Gaillard (San Francisco 1962) 8: 165-57; San Francisco: 1972, 73-RR, 74-RR, 77, 78	5	4	5	.444	1978
Smokey Gaines (LeMoyné-Owen 1963) 10: 159-127; 1 at Detroit: 1979; 1 at San Diego St.: 85	2	0	2	.000	1987
Jimmy Gales (Alcorn 1963) 7: 84-116; North Texas: 1988	1	0	1	.000	1993
Jack Gardner (Southern California 1932) 28: 486-235; 2 at Kansas St.: 1948-4th, 51-2d; 6 at Utah: 55, 56-RR, 59, 60, 61-4th, 66-4th	8	12	12	.500	1971
Dick Garibaldi (Santa Clara 1957) 8: 137-79; Santa Clara: 1968-RR, 69-RR, 70	3	3	3	.500	1970
Gary Garner (Missouri 1965) 23: 373-296; Southeast Mo. St.: 2000	1	0	1	.000	2006
Dino Gaudio (Ohio 1981) Wake Forest: 2009, 10	2	1	2	.333	Active
Dave Gavitt (Dartmouth 1959) 12: 227-117; Providence: 1972, 73-4th, 74, 77, 78	5	5	6	.455	1979
Ray Giacoletti (Minot St. 1985) 1 at Eastern Wash.: 2004; 1 at Utah: 05	2	2	2	.500	Active
John Giannini (North Central (IL) 1984) La Salle: 2013	1	3	1	.750	Active
Gene Gibson (Texas Tech 1950) 8: 100-92; Texas Tech: 1962	1	1	2	.333	1969
Slats Gill (Oregon St. 1925) 36: 599-392; Oregon St.: 1947-RR, 49-4th, 55-RR, 62-RR, 63-4th, 64	6	8	8	.500	1964
Pete Gillen (Fairfield 1968) 20: 392-221; 7 at Xavier: 1986, 87, 88, 89, 90, 91, 93; 1 at Providence: 97-RR; 1 at Virginia: 2001	9	8	9	.471	2005
Mike Gillespie (DePaul 1974) Florida A&M: 2004, 07	2	1	2	.333	Active
Billy Gillispie (Texas St. 1983) 8: 148-108; 3 at UTEP: 2004, 06, 07; 1 at Kentucky: 08	4	3	4	.429	2012
Bully Gilstrap (Texas 1922) 3: 43-28; Texas: 1943-T3d	1	1	1	.500	1945
Bobby Gonzalez (Buffalo St. 1986) 11: 195-136; Manhattan: 2003, 04	2	1	2	.333	2010
Mark Gottfried (Alabama 1987) 2 at Murray St.: 1997, 98; 5 at Alabama: 2002, 03, 04-RR, 05, 06; 3 at North Carolina St.: 12, 13, 14	10	8	10	.444	Active
Greg Graham (Oregon 1978) 9: 160-117; Boise St.: 2008	1	0	1	.000	2010
Anthony Grant (Dayton 1987) 2 at VCU: 2007, 09; 1 at Alabama: 12	3	1	3	.250	Active
Boyd Grant (Colorado St. 1961) 13: 275-120; 3 at Fresno St.: 1981, 82, 84; 2 at Colorado St.: 89, 90	5	2	5	.286	1991
Jack Gray (Texas 1935) 12: 194-97; Texas: 1939-RR, 47-3d	2	2	3	.400	1951
John Grayson (Oklahoma 1938) 9: 165-82; Idaho St.: 1957, 58, 59	3	4	5	.444	1963
Murray Greason (Wake Forest 1926) 23: 285-244; Wake Forest: 1939-RR, 53	2	1	2	.333	1957
James Green (Ole Miss 1983) Mississippi Val.: 2008	1	0	1	.000	Active
Jerry Green (Appalachian St. 1968) 18: 312-213; 1 at Oregon: 1995; 4 at Tennessee: 98, 99, 2000, 01	5	3	5	.375	2001
Sidney Green (UNLV 1983) 10: 103-181; Fla. Atlantic: 2002	1	0	1	.000	2005
Tom Green (Syracuse 1971) 26: 407-351; Fairleigh Dickinson: 1985, 88, 98, 2005	4	0	4	.000	2009
Brad Greenberg (American 1977) 4: 55-68; Radford: 2009	1	0	1	.000	2011
Seth Greenberg (Fairleigh Dickinson 1978) 22: 283-293; 2 at Long Beach St.: 1993, 95; 1 at Virginia Tech: 2007	3	1	3	.250	2012
Royner Greene (Illinois 1929) 20: 236-216; Cornell: 1954	1	0	2	.000	1967
Hugh Greer (UConn 1926) 17: 286-112; UConn: 1951, 54, 56, 57, 58, 59, 60	7	1	8	.111	1963
Brian Gregory (Oakland 1990) Dayton: 2004, 09	2	1	2	.333	Active
Bill Grier (Oregon 1990) San Diego: 2008	1	1	1	.500	Active
John Groce (Taylor 1994) 2 at Ohio: 2010, 12; 1 at Illinois: 13	3	4	3	.571	Active
Elmer Gross (Penn St. 1942) 5: 80-40; Penn St.: 1952, 54-3d	2	4	3	.571	1954
Marc Guley (Syracuse 1936) 12: 136-129; Syracuse: 1957-RR	1	2	1	.667	1962
Bill Guthridge (Kansas St. 1963) 3: 80-28; North Carolina: 1998-T3d, 99, 2000-T3d	3	8	3	.727	2000
Frank Haith (Elon 1988) 1 at Miami (FL): 2008; 2 at Missouri: 12, 13	3	1	3	.250	Active
Bruce Hale (Santa Clara 1941) 16: 246-164; Miami (FL): 1960	1	0	1	.000	1973
Joe B. Hall (Sewanee 1951) 19: 373-156; Kentucky: 1973-RR, 75-2d, 77-RR, 78-CH, 80, 81, 82, 83-RR, 84-T3d, 85	10	20	9	.690	1985
Leonard Hamilton (UT Martin 1971) 3 at Miami (FL): 1998, 99, 2000; 4 at Florida St.: 09, 10, 11, 12	7	6	7	.462	Active
Brian Hammel (Bentley 1975) 16: 208-208; Northern Ill.: 1996	1	0	1	.000	2001
Paul Hansen (Oklahoma City 1950) 13: 189-168; Oklahoma St.: 1983	1	0	1	.000	1986

Coach (Alma Mater) Career Record for Retired Coaches Only, Tourney Teams and Years in Tourney	Tournament				Last Year of Career
	Yrs	W	L	Pct.	
Jim Harding (Iowa 1949) 9: 147-71; 1 at Loyola (LA): 1958; 1 at La Salle: 68.....	2	0	2	.000	1973
Dick Harp (Kansas 1940) 10: 141-105; Kansas: 1957-2d, 60-RR.....	2	4	2	.667	1964
Ray Harper (Ky. Wesleyan 1985) Western Ky.: 2012, 13.....	2	1	2	.333	Active
Jim Harrick* [Charleston (WV) 1960] 23: 470-233; 4 at Pepperdine: 1982, 83, 85, 86; 8 at UCLA: 89, 90, 91, 92-RR, 93, 94, 95-CH, 96; 2 at Rhode Island: 98, 99; 2 at Georgia: 2001, 02*.....	16	18	15	.545	2003
Marv Harshman (Pacific Lutheran 1942) 40: 637-444; Washington: 1976, 84, 85.....	3	2	3	.400	1986
Dick Harter (Penn 1953) 18: 296-195; Penn: 1970, 71-RR.....	2	2	2	.500	1983
Jack Hartman (Oklahoma St. 1949) 24: 439-233; Kansas St.: 1972-RR, 73-RR, 75-RR, 77, 80, 81-RR, 82.....	7	11	7	.611	1986
Clem Haskins* (Western Ky. 1967) 19: 336-236; 2 at Western Ky.: 1981, 86; 6 at Minnesota: 89, 90-RR, 94*, 95*, 97-T3d*, 99.....	8	11	8	.579	1999
Don Haskins (Oklahoma St. 1953) 38: 719-353; UTEP: 1963, 64, 66-CH, 67, 70, 75, 84, 85, 86, 87, 88, 89, 90, 92.....	14	14	13	.519	1999
Ray Haskins (Shaw 1972) 4: 60-56; LIU Brooklyn: 1997.....	1	0	1	.000	1998
Steve Hawkins (South Ala. 1987) Western Mich.: 2004, 14.....	2	0	2	.000	Active
Doc Hayes (North Texas 1927) 20: 298-191; SMU: 1955, 56-4th, 57, 65, 66, 67-RR.....	6	7	8	.467	1967
Ken Hayes (Northeastern St. 1956) 15: 236-158; New Mexico St.: 1979.....	1	0	1	.000	1983
Walt Hazzard (UCLA 1964) 6: 120-61; UCLA: 1987.....	1	1	1	.500	1988
Stan Heath (Eastern Mich. 1988) 1 at Kent St.: 2002-RR; 2 at Arkansas: 06, 07; 1 at South Fla.: 12.....	4	5	4	.556	Active
Jul Heathcote (Washington St. 1950) 24: 417-275; 1 at Montana: 1975; 9 at Michigan St.: 78-RR, 79-CH, 85, 86, 90, 91, 92, 94, 95.....	10	15	10	.600	1995
Darell Hedric [Miami (OH) 1955] 14: 216-157; Miami (OH): 1971, 73, 78, 84.....	4	1	4	.200	1984
Mike Heideman (Wis.-La Crosse 1971) 11: 176-120; Green Bay: 1996.....	1	0	1	.000	2002
Bill Henderson (Howard Payne 1925) 18: 201-232; Baylor: 1946-RR, 48-2d, 50-4th.....	3	3	5	.375	1961
Lou Henson (New Mexico St. 1955) 41: 779-412; 12 at Illinois: 81, 83, 84-RR, 85, 86, 87, 88, 89-T3d, 90, 93, 94, 95; 7 at New Mexico St.: 1967, 68, 69, 70-3d, 71, 75, 99.....	19	19	20	.487	2005
Rich Herrin (McKendree 1956) 13: 225-176; Southern Ill.: 1993, 94, 95.....	3	0	3	.000	1998
Bill Herrion (Merrimack 1981) Drexel: 1994, 95, 96.....	3	1	3	.250	Active
Pete Herrmann (SUNY Geneseo 1970) 7: 66-119; Navy: 1987.....	1	0	1	.000	2009
Paul Hewitt (St. John Fisher 1985) 1 at Siena: 1999; 5 at Georgia Tech: 2001, 04-2d, 05, 07, 10.....	6	7	6	.538	Active
Eddie Hickey (Creighton 1927) 26: 435-231; 1 at Creighton: 1941-RR; 2 at Saint Louis: 52-RR, 57; 2 at Marquette: 59, 61.....	5	3	7	.300	1964
Peck Hickman (Western Ky. 1935) 23: 443-183; Louisville: 1951, 59-4th, 61, 64, 67.....	5	5	7	.417	1967
Ed Hickox (Ohio Wesleyan 1905) 18: 241-100; Springfield: 1940-RR.....	1	0	1	.000	1947
B.J. Hill (Grand View 1996) Northern Colo.: 2011.....	1	0	1	.000	Active
Tony Hinkle (Chicago 1921) 41: 560-392; Butler: 1962.....	1	2	1	.667	1970
David Hobbs (VCU 1971) 6: 110-76; Alabama: 1994, 95.....	2	2	2	.500	1998
Karl Hobbs (UConn 1985) 10: 166-129; George Washington: 2005, 06, 07.....	3	1	3	.250	2011
Howard Hobson (Oregon 1926) 23: 400-257; 1 at Oregon: 1939-CH, 1 at Yale: 49-RR.....	2	3	2	.600	1956
Bill Hodges [Marian (IN) 1970] 15: 239-208; Indiana St.: 1979-2d.....	1	4	1	.800	1997
Bob Hoffman (Oklahoma Baptist 1979) Mercer: 2014.....	1	1	1	.500	Active
Fred Hoiberg (Iowa St. 1995) Iowa St.: 2012, 13, 14-RSF.....	3	4	3	.571	Active
Eddie Holbrook (Lenoir-Rhyne 1962) 13: 283-89; Furman: 1980.....	1	0	1	.000	1982
Brad Holland (UCLA 1979) 15: 223-207; San Diego: 2003.....	1	0	1	.000	2007
Terry Holland (Davidson 1964) 21: 418-216; 1 at Davidson: 1970; 9 at Virginia: 76, 81-3d, 82, 83-RR, 84-T3d, 86, 87, 89-RR, 90.....	10	15	10	.600	1990
Nat Holman (Savage School of Phys. Ed. 1917) 37: 423-190; CCNY: 1947-4th, 50-CH.....	2	4	2	.667	1960
Don Holst (Northern Mont. 1975) 4: 57-56; Montana: 2002.....	1	0	1	.000	2002
Phil Hopkins (Gardner-Webb 1972) 5: 65-76; Western Caro.: 1996.....	1	0	1	.000	2000
Robert Hopkins (Grambling 1956) 16: 256-166; Southern U.: 1985.....	1	0	1	.000	1992
Darrin Horn (Western Ky. 1995) 9: 171-111; Western Ky.: 2008.....	1	2	1	.667	2012
Ben Howland (Weber St. 1980) 19: 401-206; 1 at Northern Ariz.: 1998; 2 at Pittsburgh: 2002, 03; 7 at UCLA: 05, 06-2d, 07-T3d, 08-T3d, 09, 11, 13.....	10	19	10	.655	2013
Ricky Huckabay* (Louisiana Tech 1967) 6: 129-58; Marshall: 1984, 85, 87*.....	3	0	3	.000	1989
Bob Huggins (West Virginia 1977) 1 at Akron: 1986; 14 at Cincinnati: 92-T3d, 93-RR, 94, 95, 96-RR, 97, 98, 99, 2000, 01, 02, 03, 04, 05; 5 at West Virginia: 08, 09, 10-T3d, 11, 12.....	20	27	20	.574	Active
Dick Hunsaker (Weber St. 1977) 8: 166-73; Ball St.: 1990, 93.....	2	2	2	.500	2001
Larry Hunter (Ohio 1971) Ohio: 1994.....	1	0	1	.000	Active
Ron Hunter [Miami (OH) 1986] IUPUI: 2003.....	1	0	1	.000	Active
Bobby Hussey (Appalachian St. 1962) 20: 311-269; Davidson: 1986.....	1	0	1	.000	1999
Whack Hyder (Georgia Tech 1937) 22: 292-271; Georgia Tech: 1960-RR.....	1	1	1	.500	1973
Clarence Iba (Panhandle St. 1936) 11: 137-147; Tulsa: 1955.....	1	1	1	.500	1960
Gene Iba (Tulsa 1963) 1 at Houston Baptist: 1984; 1 at Baylor: 88.....	2	0	2	.000	2010
Henry Iba [Westminster (MO) 1931] 41: 767-338; Oklahoma St.: 1945-CH, 46-CH, 49-2d, 51-4th, 53-RR, 54-RR, 58-RR, 65-RR.....	8	15	7	.682	1970
Moe Iba (Oklahoma St. 1962) 17: 239-244; Nebraska: 1986.....	1	0	1	.000	1994
George Ireland (Notre Dame 1936) 24: 318-255; Loyola Chicago: 1963-CH, 64, 66, 68.....	4	7	3	.700	1975
George Ivory (Mississippi Val. 1988) Ark.-Pine Bluff: 2010*.....	1	1	1	.500	Active
Tom Izzo (Northern Mich. 1977) Michigan St.: 1998, 99-T3d, 2000-CH, 01-T3d, 02, 03-RR, 04, 05-T3d, 06, 07, 08, 09-2d, 10-T3d, 11, 12, 13, 14-RR.....	17	42	16	.724	Active
Greg Jackson (St. Paul's 1982) Delaware St.: 2005.....	1	0	1	.000	Active
Lewis Jackson (Alabama St. 1984) Alabama St.: 2009, 11.....	2	0	2	.000	Active
Stu Jackson (Seattle 1978) 2: 32-25; Wisconsin: 1994.....	1	1	1	.500	1994
Ron Jacobs* (Southern California 1964) 1: 14-13; Loyola Marymount: 1980*.....	1	0	1	.000	1980
Ben Jacobson (North Dakota 1994) UNI: 2009, 10.....	2	2	2	.500	Active
Mike Jarvis* (Northeastern 1968) 2 at Boston U.: 1988, 90; 4 at George Washington: 93, 94, 96, 98; 3 at St. John's (NY): 99-RR, 2000, 02*.....	9	7	9	.438	2014
Rob Jeter (Wis.-Platteville 1991) Milwaukee: 2006, 2014.....	2	1	2	.333	Active
Ben Jobe (Fisk 1956) 31: 524-333; Southern U.: 1987, 88, 89, 93.....	4	1	4	.200	2003
Maurice John (Central Mo. 1941) 16: 243-156; Drake: 1969-3d, 70-RR, 71-RR.....	3	5	3	.625	1974
Phil Johnson (Utah St. 1953) 3: 68-16; Weber St.: 1969, 70, 71.....	3	2	3	.400	1971
Sydney Johnson (Princeton 1997) Princeton: 2011.....	1	0	1	.000	Active
Trent Johnson (Boise St. 1983) 1 at Nevada: 2004; 3 at Stanford: 05, 07, 08; 1 at LSU: 09.....	5	5	5	.500	Active
Dwight Jones (Pepperdine 1965) 4: 70-40; Long Beach St.: 1977.....	1	0	1	.000	1978
Jeff Jones (Virginia 1982) 5 at Virginia: 1991, 93, 94, 95-RR, 97; 2 at American: 2008, 09.....	7	6	7	.462	Active
Johnny Jones (LSU 1985) North Texas: 2007, 10.....	2	0	2	.000	Active
John Jordan (Notre Dame 1935) 14: 214-145; Notre Dame: 1953-RR, 54-RR, 57, 58-RR, 60, 63.....	6	8	6	.571	1964
Edward Joyner Jr. (Johnson C. Smith 1995) Hampton: 2011.....	1	0	1	.000	Active
Ed Jucker (Cincinnati 1940) 17: 266-109; Cincinnati: 1961-CH, 62-CH, 63-2d.....	3	11	1	.917	1977
Doggie Julian (Bucknell 1923) 32: 388-358; 2 at Holy Cross: 1947-CH, 48-3d; 3 at Dartmouth: 56, 58-RR, 59.....	5	9	4	.692	1967
Greg Kampe (Bowling Green 1978) Oakland: 2005, 10, 11.....	3	1	3	.250	Active

Coach (Alma Mater) Career Record for Retired Coaches Only, Tourney Teams and Years in Tourney	Tournament				Last Year of Career
	Yrs	W	L	Pct.	
Danny Kaspar (North Texas 1978) Stephen F. Austin: 2009	1	0	1	.000	Active
Gene Keady* (Kansas St. 1958) 27: 531-306; 1 at Western Ky.: 1980; 17 at Purdue: 83, 84, 85, 86, 87, 88, 90, 91, 93, 94-RR, 95, 96*, 97, 98, 99, 2000-RR, 03	18	19	18	.514	2005
Derek Kellogg (Massachusetts 1995) Massachusetts: 2014	1	0	1	.000	Active
Lake Kelly* (Georgia Tech 1956) 13: 218-144; Austin Peay: 1973*, 74, 87	3	2	4	.333	1990
Andy Kennedy (UAB 1991) Ole Miss: 2013	1	1	1	.500	Active
Billy Kennedy (Southeastern La. 1986) 1 at Southeastern La.: 2005; 1 at Murray St.: 10	2	1	2	.333	Active
Pat Kennedy (King's (PA) 1976) 31: 487-455; 2 at Iona: 1984, 85; 5 at Florida St.: 88, 89, 91, 92, 93-RR; 1 at DePaul: 2000	8	6	8	.429	2011
Ernie Kent (Oregon 1977) 19: 325-253; 1 at St. Mary's (CA): 1997; 5 at Oregon: 2000, 02-RR, 03, 07-RR, 08	6	6	6	.500	2010
Frank Kerns (Alabama 1957) 22: 381-210; Ga. Southern: 1983, 87, 92	3	0	3	.000	1995
Matt Kilcullen (Lehman 1976) 20: 219-332; Western Ky.: 1995	1	1	1	.500	2009
Jim Killingsworth (Northeastern St. 1948) 16: 261-191; 2 at Idaho St.: 1974, 77-RR; 1 at TCU: 87	3	3	3	.500	1987
Bob King (Iowa 1947) 13: 236-113; New Mexico: 1968	1	0	2	.000	1978
George King (Charleston (WV) 1950) 13: 223-119; 3 at West Virginia: 1962, 63, 65; 1 at Purdue: 69-2d	4	5	4	.556	1972
Dana Kirk* (Marshall 1960) 15: 281-131; Memphis: 1982*, 83*, 84*, 85-T3d*, 86*	5	9	5	.643	1986
Bob Knight (Ohio St. 1962) 42: 902-371; 24 at Indiana: 1973-3d, 75-RR, 76-CH, 78, 80, 81-CH, 82, 83, 84-RR, 86, 87-CH, 88, 89, 90, 91, 92-T3d, 93-RR, 94, 95, 96, 97, 98, 99, 2000; 4 at Texas Tech: 02, 04, 05, 07	28	45	25	.643	2008
Pat Knight (Indiana 1995) Lamar: 2012	1	0	1	.000	Active
Don Knodel (Miami (OH) 1953) 8: 77-126; Rice: 1970	1	0	1	.000	1974
Jack Kraft* (Saint Joseph's 1942) 20: 341-183; 6 at Villanova: 1962-RR, 64, 69, 70-RR, 71-2d*, 72; 1 at Rhode Island: 78	7	11	8	.579	1981
John Kresse (St. John's (NY) 1964) 23: 560-143; Col. of Charleston: 1994, 97, 98, 99	4	1	4	.200	2002
Lon Kruger (Kansas St. 1974) 4 at Kansas St.: 1987, 88-RR, 89, 90; 2 at Florida: 94-T3d, 95; 3 at Illinois: 97, 98, 2000; 4 at UNLV: 07, 08, 10, 11; 2 at Oklahoma: 13, 14	15	14	15	.483	Active
Larry Krystkowiak (Montana 1996) Montana: 2005, 06	2	1	2	.333	Active
Mike Krzyzewski (Army 1969) Duke: 1984, 85, 86-2d, 87, 88-T3d, 89-T3d, 90-2d, 91-CH, 92-CH, 93, 94-2d, 96, 97, 98-RR, 99-2d, 2000, 01-CH, 02, 03, 04-T3d, 05, 06, 07, 08, 09, 10-CH, 11, 12, 13-RR, 14	30	82	26	.759	Active
Eugene Lambert (Arkansas 1929) 18: 264-190; 2 at Arkansas: 1945-T3d, 49-RR; 2 at Memphis: 55, 56	4	2	4	.333	1960
Paul Lambert (William Jewell 1956) 15: 227-160; Southern Ill.: 1977	1	1	1	.500	1978
Bill Lange (Wittenberg 1921) 18: 219-134; North Carolina: 1941-RR	1	0	2	.000	1944
Rob Lanier (St. Bonaventure 1990) 4: 58-70; Siena: 2002	1	1	1	.500	2005
Greg Lansing (South Dakota 1990) Indiana St.: 2011	1	0	1	.000	Active
Joe Lapchick (No College) 20: 335-129; St. John's (NY): 1961	1	0	1	.000	1965
Steve Lappas (CCNY 1977) 17: 280-237; Villanova: 1995, 96, 97, 99	4	2	4	.333	2005
Jim Larranaga (Providence 1971) 5 at George Mason: 1999, 2001, 06-T3d, 08, 11; 1 at Miami (FL): 13	6	7	6	.538	Active
Robert Laughlin (Morehead St. 1937) 12: 166-119; Morehead St.: 1956, 57, 61	3	3	4	.429	1965
Steve Lavin* (Chapman 1988) 6 at UCLA: 1997-RR, 98, 99*, 2000, 01, 02; 1 at St. John's (NY): 11	7	11	7	.611	Active
John Lawther (Westminster (PA) 1919) 13: 153-93; Penn St.: 1942-RR	1	1	1	.500	1949
Frank Layden (Niagara 1955) 10: 135-121; Niagara: 1970	1	1	2	.333	1976
Dale Layer (Eckerd 1979) 1 at Colorado St.: 2003; 1 at Liberty: 13	2	0	2	.000	Active
Bebe Lee (Stanford 1938) 9: 92-119; Colorado: 1954, 55-3d	2	3	3	.500	1956
Billy Lee (Barton 1971) 25: 337-374; Campbell: 1992	1	0	1	.000	2003
Robert Lee* (Nicholls St. 1991) 6: 63-99; La.-Lafayette: 2005*	1	0	1	.000	2010
Roy Leenig (Trinity (CT) 1942) 6: 104-48; Holy Cross: 1956	1	0	1	.000	1961
Alan LeForce (Cumberland 1957) 15: 238-160; East Tenn. St.: 1991, 92	2	1	2	.333	1996
Dave Leitao (Northeastern 1983) 9: 143-129; 1 at DePaul: 2004; 1 at Virginia: 07	2	2	2	.500	2009
Abe Lemons (Oklahoma City 1949) 34: 597-344; 7 at Oklahoma City: 1956-RR, 57-RR, 63, 64, 65, 66, 73; 1 at Texas: 79	8	7	9	.438	1990
Jim Les (Bradley 1986) Bradley: 2006	1	2	1	.667	Active
Fred Lewis (Eastern Ky. 1946) 13: 208-125; Syracuse: 1966-RR	1	1	1	.500	1985
Guy Lewis (Houston 1947) 30: 592-279; Houston: 1961, 65, 66, 67-3d, 68-4th, 70, 71, 72, 73, 78, 81, 82-T3d, 83-2d, 84-2d	14	26	18	.591	1986
Todd Lickliter (Butler 1979) Butler: 2003, 07	2	4	2	.667	Active
Craig Littlepage (Penn 1973) 6: 63-102; Penn: 1985	1	0	1	.000	1988
Harry Litvack (Temple 1930) 21: 373-193; Temple: 1956-3d, 58-3d, 64, 67, 70, 72	6	7	6	.538	1973
Paul Lizzo (Northwest Mo. St. 1963) 24: 296-353; LIU Brooklyn: 1981, 84	2	0	2	.000	1995
Tates Locke (Ohio Wesleyan 1959) 19: 255-254; 1 at Miami (OH): 1969; 1 at Jacksonville: 79	2	1	3	.250	1994
Ken Loeffler (Penn St. 1924) 22: 310-198; La Salle: 1954-CH, 55-2d	2	9	1	.900	1957
Mike Lonergan (Catholic 1988) Vermont: 2010; George Washington 2014	2	0	2	.000	Active
John Long (Catholic 1928) 1: 17-7; Catholic: 1944-RR	1	0	2	.000	1944
Dave Loos (Memphis 1970) Austin Peay: 1996, 2003, 08	3	0	3	.000	Active
Chris Lowery (Southern Ill. 1995) 8: 145-116; Southern Ill.: 2005, 06, 07	3	3	3	.500	2012
Jerry Loyd (LeTourneau 1976) 5: 72-73; Louisiana Tech: 1991	1	0	1	.000	1994
Cal Luther (Valparaiso 1951) 38: 494-462; Murray St.: 1964, 69	2	0	2	.000	1999
Bob Lutz (Charlotte 1980) 21: 398-247; Charlotte: 1999, 2001, 02, 04, 05	5	2	5	.286	2010
Jim Lynam (Saint Joseph's 1964) 10: 158-118; Saint Joseph's: 1981-RR	1	3	1	.750	1981
Nick Macarchuk (Fairfield 1963) 28: 374-428; Fordham: 1992	1	0	1	.000	2005
Chris Mack (Xavier 1992) Xavier: 2010, 11, 12, 14	4	4	4	.500	Active
Kevin Mackey (St. Anselm 1967) 7: 144-67; Cleveland St.: 1986	1	2	1	.667	1990
Don Maestri (Southern Miss. 1968) 31: 502-402; Troy: 2003	1	0	1	.000	2013
Dave Magarity (Saint Francis (PA) 1974) 23: 313-355; Marist: 1987	1	0	1	.000	2004
Brian Mahoney (Manhattan 1971) 7: 72-120; St. John's (NY): 1993	1	1	1	.500	1996
Rick Majerus (Marquette 1970) 25: 517-216; 1 at Ball St.: 1989; 10 at Utah: 91, 93, 95, 96, 97-RR, 98-2d, 99, 2000, 02, 03; 1 at Saint Louis: 12	12	19	12	.613	2012
Danny Manning (Kansas 1988) 1 at Tulsa: 2014	1	0	1	.000	Active
Red Manning (Duquesne 1951) 16: 247-138; Duquesne: 1969, 71	2	2	2	.500	1974
Press Maravich (Davis & Elkins 1941) 20: 232-279; North Carolina St.: 1965	1	1	1	.500	1975
Clair Markey# (Seattle 1963) 1: 0-1; Seattle: 1963	1	0	1	.000	1963
Bob Marlin (Mississippi St. 1981) Sam Houston St.: 2003, 10; at La.-Lafayette 2014	3	0	3	.000	Active
Rinsou Marquette (Lebanon Valley 1948) 8: 98-74; Lebanon Valley: 1953	1	1	2	.333	1960
Gregg Marshall (Randolph-Macon 1985) 7 at Winthrop: 1999, 2000, 01, 02, 05, 06, 07; 3 at Wichita St.: 12, 13-T3d, 14	10	6	10	.375	Active
Phil Martelli (Widener 1976) Saint Joseph's: 1997, 2001, 03, 04-RR, 08, 14	6	6	6	.500	Active
Cuonzo Martin (Purdue 1995) Tennessee: 2014-RR	1	3	1	.750	Active
Donald Martin (Georgetown 1941) 9: 109-102; Boston College: 1958	1	0	1	.000	1962
Frank Martin (FIU 1993) Kansas St.: 2008, 10-RR, 11, 12	4	6	4	.600	Active
Wayne Martin (Morehead St. 1968) 13: 216-153; Morehead St.: 1983, 84	2	1	2	.333	1987
Steve Masiello (Kentucky 2000) at Manhattan: 2014	1	0	1	.000	Active

Coach (Alma Mater) Career Record for Retired Coaches Only, Tourney Teams and Years in Tourney

	Tournament				Last Year of Career
	Yrs	W	L	Pct.	
Joel Mason (Western Mich. 1936) 18: 186-173; Wayne St. (MI): 1956.....	1	1	2	.333	1966
Rollie Massimino (Vermont 1956) Villanova: 1978-RR, 80, 81, 82-RR, 83-RR, 84, 85-CH, 86, 88-RR, 90, 91.....	11	20	10	.667	Active
Phil Mathews (UC Irvine 1972) 9: 139-123; San Francisco: 1998.....	1	0	1	.000	2004
Thad Matta (Butler 1990) 1 at Butler: 2001; 3 at Xavier: 02, 03, 04-RR; 8 at Ohio St.: 06, 07-2d, 09, 10, 11, 12-T3d, 13-RR, 14.....	12	23	12	.657	Active
Paul McBrayer (Kentucky 1930) 16: 212-141; Eastern Ky.: 1953, 59.....	2	0	2	.000	1962
Jim McCafferty [Loyola (LA) 1942] 10: 132-117; 2 at Loyola (LA): 1954, 57; 1 at Xavier: 61.....	3	0	3	.000	1962
Fran McCaffery (Penn 1982) 1 at Lehigh: 1988; 1 at UNC Greensboro: 2001; 3 at Siena: 08, 09, 10; 1 at Iowa 2014.....	6	2	6	.250	Active
Ray McCallum (Ball St. 1983) 2 at Ball St.: 1995, 2000; 1 at Detroit: 12.....	3	0	3	.000	Active
Jake McCandless# (Princeton 1951) 1: 13-10; Princeton: 1961.....	1	1	2	.333	1962
Babe McCarthy (Mississippi St. 1949) 11: 175-103; Mississippi St.: 1963.....	1	1	1	.500	1967
Mack McCarthy (Virginia Tech 1974) 19: 343-234; Chattanooga: 1988, 93, 94, 95, 97.....	5	2	5	.286	2010
Neil McCarthy* (Sacramento St. 1965) 22: 431-216; 4 at Weber St.: 1978, 79, 80, 83; 5 at New Mexico St.: 90, 91, 92*, 93*, 94*.....	9	4	9	.308	1997
George McCarty (New Mexico St. 1950) 4: 60-51; New Mexico St.: 1952.....	1	0	2	.000	1953
Steve McClain (Chadron St. 1984) 9: 157-115; Wyoming: 2002.....	1	1	1	.500	2007
Mike McConathy (Louisiana Tech 1977) Northwestern St.: 2001, 06, 13.....	3	2	3	.400	Active
Branch McCracken (Indiana 1930) 32: 450-231; Indiana: 1940-CH, 53-CH, 54, 58.....	4	9	2	.818	1965
Greg McDermott (UNI 1988) 3 at UNI: 2004, 05, 06; 2 at Creighton: 12, 13, 14.....	6	3	6	.333	Active
Ken McDonald (Providence 1992) 4: 67-49; Western Ky.: 2009.....	1	1	1	.500	2012
John McDougal (Evansville 1950) 10: 136-141; Northern Ill.: 1982.....	1	0	1	.000	1986
Al McGuire [St. John's (NY) 1951] 20: 405-143; Marquette: 1968, 69-RR, 71, 72, 73, 74-2d, 75, 76-RR, 77-CH.....	9	20	9	.690	1977
Frank McGuire [St. John's (NY) 1936] 30: 550-235; 2 at St. John's (NY): 1951-RR, 52-2d; 2 at North Carolina: 57-CH, 59; 4 at South Carolina: 1971, 72, 73, 74.....	8	14	8	.636	1980
Ritchie McKay (Seattle Pacific 1987) 13: 204-186; New Mexico: 2005.....	1	0	1	.000	2009
Bob McKillop (Hofstra 1972) Davidson: 1998, 2002, 06, 07, 08-RR, 12, 13.....	7	3	7	.300	Active
Bones McKinney (North Carolina 1946) 8: 122-94; Wake Forest: 1961-RR, 62-3d.....	2	6	2	.750	1965
Jack McKinney (Saint Joseph's 1957) 9: 164-83; Saint Joseph's: 1969, 71, 73, 74.....	4	0	4	.000	1974
Art McLarney (Washington St. 1932) 3: 53-36; Washington: 1948-RR.....	1	1	1	.500	1950
Red McManus (St. Ambrose 1949) 10: 138-118; Creighton: 1962, 64.....	2	3	3	.500	1969
Walter McPherson (San Jose St. 1940) 17: 252-197; San Jose St.: 1951.....	1	0	1	.000	1960
Ray Mears [Miami (OH) 1949] 21: 399-135; Tennessee: 1967, 76, 77.....	3	0	4	.000	1977
Louis Menze (Central Mo. 1928) 19: 166-153; Iowa St.: 1944-T3d.....	1	1	1	.500	1947
Marvin Menzies (UCLA 1987) New Mexico St.: 2010, 12, 13, 14.....	4	0	4	.000	Active
Steve Merfeld (Wis.-La Crosse 1984) 10: 144-148; Hampton: 2001, 02.....	2	1	2	.333	2007
Shelby Metcalf (Tex. A&M-Commerce 1953) 27: 443-313; Texas A&M: 1964, 69, 75, 80, 87.....	5	3	6	.333	1990
Jeff Meyer (Taylor 1976) 16: 259-206; Liberty: 1994.....	1	0	1	.000	1997
Joey Meyer* (DePaul 1971) 13: 226-153; DePaul: 1985, 86*, 87*, 88*, 89*, 91, 92.....	7	6	7	.462	1997
Ray Meyer (Notre Dame 1938) 42: 724-354; DePaul: 1943-T3d, 53, 56, 59, 60, 65, 76, 78-RR, 79-3d, 80, 81, 82, 84.....	13	14	16	.467	1984
Joe Mihalich (La Salle 1978) Niagara: 2005, 07.....	2	1	2	.333	Active
Tim Miles (Mary 1989) Colorado St.: 2012; at Nebraska: 2014.....	2	0	2	.000	Active
Archie Miller (NC State 2002) Dayton 2014-RR.....	1	3	1	.750	Active
Bob Miller (Occidental 1953) 9: 124-112; Cal St. L.A.: 1974.....	1	0	1	.000	1978
Eldon Miller (Wittenberg 1961) 36: 568-419; 1 at Western Mich.: 1976; 4 at Ohio St.: 80, 82, 83, 85; 1 at UNI: 90.....	6	5	6	.455	1998
Glen Miller (UConn 1986) Penn: 2007.....	1	0	1	.000	Active
Gus Miller (West Tex. A&M 1927) 22: 377-168; West Tex. A&M: 1955.....	1	0	1	.000	1957
Harry Miller (Eastern N.M. 1951) 34: 534-374; Wichita St.: 1976.....	1	0	1	.000	1988
Mike Miller (Tex. A&M-Commerce 1987) 13: 162-209; Texas St.: 1997.....	1	0	1	.000	2012
Ralph Miller* (Kansas 1942) 38: 657-382; 1 at Wichita St.: 1964-RR; 1 at Iowa: 70; 8 at Oregon St.: 75, 80*, 81*, 82-RR*, 84, 85, 88, 89.....	10	5	11	.313	1989
Sean Miller (Pittsburgh 1992) 4 at Xavier: 2006, 07, 08-RR, 09; 2 at Arizona: 11-RR, 13, 14-RR.....	7	14	7	.667	Active
Weenie Miller (Richmond 1947) 9: 79-123; VMI: 1964.....	1	0	1	.000	1964
Bud Millikan (Oklahoma St. 1942) 17: 243-182; Maryland: 1958.....	1	2	1	.667	1967
Doug Mills (Illinois 1930) 11: 151-66; Illinois: 1942-RR.....	1	0	2	.000	1947
Fang Mitchell (Edison 1984) Coppin St.: 1990, 93, 97, 2008.....	4	1	4	.200	Active
Charles Moir (Appalachian St. 1952) 20: 392-196; Virginia Tech: 1979, 80, 85, 86.....	4	2	4	.333	1987
Jim Molinari (Ill. Wesleyan 1977) 1 at Northern Ill.: 1991; 1 at Bradley: 96.....	2	0	2	.000	Active
Randy Monroe (Cheyney 1987) UMBC: 2008.....	1	0	1	.000	Active
Dan Monson (Idaho 1985) 1 at Gonzaga: 1999; 1 at Minnesota: 2005; 1 at Long Beach St.: 12.....	3	3	3	.500	Active
Don Monson (Idaho 1955) 14: 216-186; Idaho: 1981, 82.....	2	1	2	.333	1992
Mike Montgomery (Long Beach St. 1968) 12 at Stanford: 1989, 92, 95, 96, 97, 98-T3d, 99, 2000, 01-RR, 02, 03, 04; 4 at California: 2009, 10, 12, 13.....	16	18	16	.529	2014
Chris Mooney (Princeton 1994) Richmond: 2010, 11.....	2	2	2	.500	Active
Dudley Moore (Duquesne 1934) 15: 270-107; Duquesne: 1952-RR.....	1	1	1	.500	1963
Robert Moreland (Tougaloo 1962) 27: 406-369; Texas Southern: 1990, 94, 95.....	3	0	3	.000	2008
Wayne Morgan (St. Lawrence 1973) 9: 146-123; Iowa St.: 2005.....	1	1	1	.500	2006
Stew Morrill (Gonzaga 1974) 1 at Montana: 1991; 8 at Utah St.: 2000, 01, 03, 05, 06, 09, 10, 11.....	9	1	9	.100	Active
Speedy Morris (Saint Joseph's 1973) 15: 238-203; La Salle: 1988, 89, 90, 92.....	4	1	4	.200	2001
Stan Morrison (California 1962) 23: 275-355; 1 at Pacific: 1979; 2 at Southern California: 82, 85; 1 at San Jose St.: 96.....	4	0	4	.000	1998
LeVelle Moton (N.C. Central 1996) N.C. Central: 2014.....	1	0	1	.000	Active
Dick Motta (Utah St. 1953) 6: 120-33; Weber St.: 1968.....	1	0	1	.000	1968
Joe Mullaney (Holy Cross 1949) 22: 366-218; Providence: 1964, 65-RR, 66.....	3	2	3	.400	1985
Jeff Mullins (Duke 1964) 11: 182-142; Charlotte: 1988, 92, 95.....	3	0	3	.000	1996
Frank Mulzoff [St. John's (NY) 1951] 3: 56-27; St. John's (NY): 1973.....	1	0	1	.000	1986
Bill Musselman* (Wittenberg 1961) 12: 231-84; 1 at Minnesota: 1972*; 1 at South Ala.: 97.....	2	1	2	.333	1997
Gerald Myers (Texas Tech 1959) 24: 357-305; Texas Tech: 1973, 76, 85, 86.....	4	1	4	.200	1991
Jack Nagle (Marquette 1940) 8: 108-70; Marquette: 1955-RR.....	1	2	1	.667	1958
Scott Nagy (Delta St. 1988) South Dakota St.: 2012, 13.....	2	0	2	.000	Active
Lynn Nance (Washington 1965) 16: 269-188; St. Mary's (CA): 1989.....	1	0	1	.000	1993
Craig Neal (Georgia Tech 1988) New Mexico: 2014.....	1	0	1	.000	Active
Danny Nee (St. Mary of the Plains 1971) 26: 409-382; 2 at Ohio: 1983, 85; 5 at Nebraska: 91, 92, 93, 94, 98.....	7	1	7	.125	2006
Al Negratti (Seton Hall 1943) 12: 163-156; Portland: 1959.....	1	0	1	.000	1967
Ernie Nestor (Alderson Broaddus 1968) 11: 135-198; George Mason: 1989.....	1	0	1	.000	2009
Jeff Neubauer (La Salle 1993) Eastern Ky.: 2007, 2014.....	2	0	2	.000	Active
Mike Newell (Sam Houston St. 1973) 9: 175-104; UALR: 1986, 89, 90.....	3	1	3	.250	1993
Pete Newell (Loyola Marymount 1940) 14: 234-123; California: 1957-RR, 58-RR, 59-CH, 60-2d.....	4	10	3	.769	1960

Coach (Alma Mater) Career Record for Retired Coaches Only, Tourney Teams and Years in Tourney	Tournament				Last Year of Career
	Yrs	W	L	Pct.	
C.M. Newton (Kentucky 1952) 32: 509-375; 2 at Alabama: 1975, 76; 2 at Vanderbilt: 88, 89	4	3	4	.429	1989
Steve Newton (Indiana St. 1963) 8: 136-100; Murray St.: 1988, 90, 91	3	1	3	.250	1993
Bob Nichols (Toledo 1953) 22: 377-211; Toledo: 1967, 79, 80	3	1	3	.250	1987
Ken Norton (LIU Brooklyn 1939) 22: 310-205; Manhattan: 1956, 58	2	1	3	.250	1968
Dickey Nutt (Oklahoma St. 1982) Arkansas St.: 1999	1	0	1	.000	Active
Jim O'Brien* (Boston College 1971) 20: 286-274; 3 at Boston College: 1994-RR, 96, 97; 4 at Ohio St.: 99-T3d*, 2000*, 01*, 02*	7	11	7	.611	2004
Jim O'Brien (Saint Joseph's 1974) 10: 135-156; Dayton: 1990	1	1	1	.500	1994
Bucky O'Connor (Drake 1938) 7: 108-54; Iowa: 1955-4th, 56-2d	2	5	3	.625	1958
Dave Odum (Guilford 1965) 22: 405-279; 8 at Wake Forest: 1991, 92, 93, 94, 95, 96-RR, 97, 2001; 1 at South Carolina: 04	9	10	9	.526	2008
Fran O'Hanlon (Villanova 1970) Lafayette: 1999, 2000	2	0	2	.000	Active
Johnny Oldham* (Western Ky. 1948) 16: 260-123; 2 at Tennessee Tech: 1958, 63; 4 at Western Ky.: 66, 67, 70, 71-3d*	6	6	6	.500	1971
Kevin Ollie (UConn 1995) 1 at UConn: 2014-ch	1	6	0	1.000	Active
Harold Olsen (Wisconsin 1917) 30: 306-234; Ohio St.: 1939-2d, 44-T3d, 45-T3d, 46-3d	4	6	4	.600	1952
Lute Olson* (Augsburg 1957) 34: 780-280; 5 at Iowa: 1979, 80-4th, 81, 82, 83; 23 at Arizona: 85, 86, 87, 88-T3d, 89, 90, 91, 92, 93, 94-T3d, 95, 96, 97-CH, 98-RR, 99*, 2000, 01-2d, 02, 03-RR, 04, 05-RR, 06, 07	28	46	28	.622	2007
Kevin O'Neill* (McGill 1979) 18: 224-268; 2 at Marquette: 1993, 94; 1 at Arizona: 2008*; 1 at Southern California: 11	4	2	4	.333	2013
Johnny Orr (Beloit 1949) 29: 466-346; 4 at Michigan: 1974-RR, 75, 76-2d, 77-RR; 6 at Iowa St.: 85, 86, 88, 89, 92, 93	10	10	10	.500	1994
Louis Orr (Syracuse 1980) Seton Hall: 2004, 06	2	1	2	.333	Active
Tim O'Shea (Boston College 1984) Ohio: 2005	1	0	1	.000	Active
Ted Owens (Oklahoma 1951) 21: 369-217; Kansas: 1966-RR, 67, 71-4th, 74-4th, 75, 78, 81	7	8	9	.471	1987
Matt Painter (Purdue 1993) 1 at Southern Ill.: 2004; 6 at Purdue: 07, 08, 09, 10, 11, 12	7	8	7	.533	Active
Dick Parfitt (Central Mich. 1953) 14: 193-179; Central Mich.: 1975, 77	2	2	2	.500	1985
Bruce Parkhill (Lock Haven 1971) 18: 270-244; Penn St.: 1991	1	1	1	.500	1995
Doyle Parrack (Oklahoma St. 1945) 15: 208-178; Oklahoma City: 1952, 53, 54, 55	4	1	5	.167	1962
Bobby Paschal (Stetson 1964) 18: 280-244; 2 at La-Lafayette: 1982, 83; 2 at South Fla.: 90, 92	4	0	4	.000	1996
Alden Pasche (Rice 1932) 11: 135-116; Houston: 1956	1	0	2	.000	1956
Josh Pastner (Arizona 1998) Memphis: 2011, 12, 13, 14	4	2	4	.333	Active
Jimmy Patsos (Catholic 1989) Loyola Maryland: 2012	1	0	1	.000	Active
Ricardo Patton (Belmont 1980) 16: 219-243; Colorado: 1997, 2003	2	1	2	.333	2011
David Paulsen (Williams 1987) Bucknell: 2011, 13	2	0	2	.000	Active
Eddie Payne (Wake Forest 1973) East Carolina: 1993	1	0	1	.000	Active
Bruce Pearl (Boston College 1982) 19: 462-145; 2 at Milwaukee: 2003, 05; 6 at Tennessee: 06, 07, 08, 09, 10-RR, 11	8	10	8	.556	2011
Randy Peele (Va. Wesleyan 1980) 9: 123-151; 1 at UNC Greensboro: 1996; 2 at Winthrop: 2008, 10	3	0	3	.000	2012
Jerry Peirson (Miami (OH) 1966) 6: 94-80; Miami (OH): 1985, 86	2	0	2	.000	1990
Peter Peletta (Sacramento St. 1950) 6: 114-51; San Francisco: 1963, 64-RR, 65-RR	3	3	3	.500	1966
John Pelphrey (Kentucky 1992) 9: 149-126; 1 at South Ala.: 2006; 1 at Arkansas: 08	2	1	2	.333	2011
Tom Penders (UConn 1967) 36: 649-437; 1 at Rhode Island: 1988; 8 at Texas: 89, 90-RR, 91, 92, 94, 95, 96, 97; 1 at George Washington: 99; 1 at Houston: 2010	11	12	11	.522	2010
Russ Pennell (Pittsburg St. 1989) Arizona: 2009	1	2	1	.667	Active
Dom Perno (UConn 1964) 9: 139-114; UConn: 1979	1	0	1	.000	1986
Jack Perri (Bentley 1998) LIU Brooklyn: 2013	1	0	1	.000	Active
Buzz Peterson (North Carolina 1986) Appalachian St.: 2000	1	0	1	.000	Active
Vadal Peterson (Utah 1920) 26: 384-224; Utah: 1944-CH, 45-RR	2	3	2	.600	1953
L. Vann Pettaway (Alabama A&M 1980) 25: 453-279; Alabama A&M: 2005	1	0	1	.000	2011
Jim Phelan (La Salle 1951) 49: 830-524; Mt. St. Mary's: 1995, 99	2	0	2	.000	2003
Digger Phelps (Rider 1963) 21: 419-200; 1 at Fordham: 1971; 14 at Notre Dame: 74, 75, 76, 77, 78-4th, 79-RR, 80, 81, 85, 86, 87, 88, 89, 90	15	17	17	.500	1991
John Phillips (Oklahoma St. 1973) 4: 61-42; Tulsa: 2002, 03	2	2	2	.500	2005
Saul Phillips (Wis.-Platteville 1996) North Dakota St.: 2009, 14	2	1	2	.333	Active
Jerry Pimm (Southern California 1960) 24: 395-288; 5 at Utah: 1977, 78, 79, 81, 83; 2 at UC Santa Barbara: 88, 90	7	6	7	.462	1998
Rick Pitino (Massachusetts 1974) 1 at Boston U.: 1983; 1 at Providence: 87-T3d; 6 at Kentucky: 92-RR, 93-T3d, 94, 95-RR, 96-CH; 97-2d; 10 at Louisville: 2003, 04, 05-T3d, 07, 08-RR, 09-RR, 10, 11, 12, 13-CH, 14-RSF	19	50	17	.746	Active
Elwood Plummer (Jackson St. 1966) 28: 326-449; Prairie View: 1998	1	0	1	.000	2002
Bob Polk (Evansville 1939) 25: 355-257; Trinity (TX): 1969	1	0	1	.000	1977
Nibs Price (California 1914) 31: 463-298; California: 1946-4th	1	1	2	.333	1954
Tic Price (Virginia Tech 1979) 10: 167-122; 1 at New Orleans: 1996; 1 at McNeese St.: 2002	2	0	2	.000	2006
Steve Prohm (Alabama 1997) Murray St.: 2012	1	1	1	.500	Active
Skip Prosser (Merchant Marine 1972) 14: 291-146; 1 at Loyola Maryland: 1994; 4 at Xavier: 95, 97, 98, 2001; 4 at Wake Forest: 2002, 03, 04, 05	9	6	9	.400	2007
Lionel Purcell (UC Santa Barbara 1952) 2: 24-18; Seattle: 1967	1	0	1	.000	1967
Oliver Purnell (Old Dominion 1975) 1 at Old Dominion: 1992; 2 at Dayton: 2000, 03; 3 at Clemson: 08, 09, 10	6	0	6	.000	Active
Tom Quinn (Marshall 1954) 16: 258-175; East Carolina: 1972	1	0	1	.000	1974
Harry Rabenhorst (Wake Forest 1921) 29: 340-264; LSU: 1953-4th, 54	2	2	4	.333	1957
Randy Rahe (Buena Vista 1982) Weber St.: 2007, 14	2	0	2	.000	Active
Jack Ramsay* (Saint Joseph's 1949) 11: 231-71; Saint Joseph's: 1959, 60, 61-3d*, 62, 63-RR, 65, 66	7	8	11	.421	1966
George Raveling (Villanova 1960) 22: 336-292; 2 at Washington St.: 1980, 83; 2 at Iowa: 85, 86; 2 at Southern California: 91, 92	6	2	6	.250	1994
Hank Raymonds (Saint Louis 1948) 12: 237-97; Marquette: 1978, 79, 80, 82, 83	5	2	5	.286	1983
Brett Reed (Eckerd 1995) Lehigh: 2010, 12	2	1	2	.333	Active
Roger Reid (Weber St. 1967) 13: 206-174; BYU: 1990, 91, 92, 93, 95	5	2	5	.286	2012
Bill Reinhart (Oregon 1923) 36: 464-331; George Washington: 1954, 61	2	0	2	.000	1966
Bob Reinhart (Indiana 1961) 9: 107-148; Georgia St.: 1991	1	0	1	.000	1994
Larry Reynolds (UC Riverside 1976) 10: 173-118; Long Beach St.: 2007	1	0	1	.000	2007
Dave Rice (UNLV 1991) UNLV: 2012, 13	2	0	2	.000	Active
Leon Rice (Washington St. 1986) Boise St.: 2013	1	0	1	.000	Active
Mike Rice (Fordham 1991) 6: 117-82; Robert Morris: 2009, 10	2	0	2	.000	2013
Jim Richards (Western Ky. 1959) 7: 102-84; Western Ky.: 1976, 78	2	1	2	.333	1978
Nolan Richardson (UTEP 1965) 22: 509-207; 3 at Tulsa: 1982, 84, 85; 13 at Arkansas: 88, 89, 90-T3d, 91-RR, 92, 93, 94-CH, 95-2d, 96, 98, 99, 2000, 01	16	26	15	.634	2002
Gordon Ridings (Oregon 1929) 4: 70-21; Columbia: 1948-RR	1	0	2	.000	1950
Buzz Ridl (Westminster (PA) 1942) 19: 312-174; Pittsburgh: 1974-RR	1	2	1	.667	1975
Elmer Ripley (No college) 10: 133-82; Georgetown: 1943-2d	1	2	1	.667	1949
Jule Rivlin (Marshall 1940) 8: 100-88; Marshall: 1956	1	0	1	.000	1963
Les Robinson (North Carolina St. 1964) 22: 291-330; 2 at East Tenn. St.: 1989, 90; 1 at North Carolina St.: 91	3	1	3	.250	1996
Steve Robinson (Radford 1981) 7: 110-104; 2 at Tulsa: 1996, 97; 1 at Florida St.: 98	3	2	3	.400	2002

Coach (Alma Mater) Career Record for Retired Coaches Only, Tourney Teams and Years in Tourney	Tournament				Last Year of Career
	Yrs	W	L	Pct.	
Polk Robison (Texas Tech 1935) 18: 253-196; Texas Tech: 1954, 56, 61	3	1	3	.250	1961
Red Rocha (Oregon St. 1950) 10: 110-135; Hawaii: 1972	1	0	1	.000	1973
Jack Rohan (Columbia 1953) 18: 197-248; Columbia: 1968	1	2	1	.667	1995
Bill Rohr (Ohio Wesleyan 1940) 12: 157-117; Miami (OH): 1953, 55, 57	3	0	3	.000	1963
Lorenzo Romar (Washington 1980) 1 at Saint Louis: 2000; 6 at Washington: 04, 05, 06, 09, 10, 11	7	8	7	.533	Active
Dick Romney (Utah 1917) 22: 224-160; Utah St.: 1939-RR	1	1	1	.500	1941
Dave Rose (Houston 1984) BYU: 2007, 08, 09, 10, 11, 12, 14	7	4	7	.364	Active
Glen Rose (Arkansas 1928) 27: 383-233; Arkansas: 1941-T3d, 58	2	1	3	.250	1966
Lee Rose (Transylvania 1958) 19: 388-162; 1 at Charlotte: 1977-4th; 1 at Purdue: 80-3d	2	8	3	.727	1986
Monte Ross (Winston-Salem St. 1992) at Delaware 2014	1	0	1	.000	Active
Lou Rossini (Columbia 1948) 25: 359-256; 1 at Columbia: 1951; 3 at New York U.: 60-4th, 62, 63	4	6	6	.500	1979
Dee Rowe (Middlebury 1952) 8: 120-88; UConn: 1976	1	1	1	.500	1977
Jeff Ruland (Iona 1991) Iona: 2000, 01, 06	3	0	3	.000	2013
Adolph Rupp (Kansas 1923) 41: 875-190; Kentucky: 1942-T3d, 45-RR, 48-CH, 49-CH, 51-CH, 52-RR, 55, 56-RR, 57-RR, 58-CH, 59, 61-RR, 62-RR, 64, 66-2d, 68-RR, 69, 70-RR, 71, 72-RR	20	30	18	.625	1972
Kerry Rupp (Southern Utah 1977) 5: 66-77; Utah: 2004	1	0	1	.000	2011
Andy Russo (Lake Forest 1970) 10: 183-117; 2 at Louisiana Tech: 1984, 85; 1 at Washington: 86	3	3	3	.500	1989
Bo Ryan (Wilkes 1969) Wisconsin: 2002, 03, 04, 05-RR, 06, 07, 08, 09, 10, 11, 12, 13, 14-T3d	13	20	13	.606	Active
Doc Sadler (Arkansas 1982) 8: 149-107; UTEP: 2005	1	0	1	.000	2012
Kelvin Sampson (UNC Pembroke 1978) 25: 499-271; 1 at Washington St.: 1994; 11 at Oklahoma: 95, 96, 97, 98, 99, 2000, 01, 02-T3d, 03-RR, 05, 06; 1 at Indiana: 07	13	12	13	.480	2008
Rick Samuels (Chadron St. 1971) 26: 363-366; Eastern Ill.: 1992, 2001	2	0	2	.000	2005
Wimp Sanderson* (North Ala. 1959) 17: 350-176; Alabama: 1982, 83, 84, 85, 86, 87*, 89, 90, 91, 92	10	12	10	.545	1999
Jim Satalin (St. Bonaventure 1969) 16: 240-213; St. Bonaventure: 1978	1	0	1	.000	1989
Fred Schaus (West Virginia 1949) 12: 251-96; 6 at West Virginia: 1955, 56, 57, 58, 59-2d, 60; 1 at Purdue: 77	7	6	7	.462	1978
Charlie Schmaus (VMI 1966) 6: 75-90; VMI: 1977	1	1	1	.500	1982
Mark Schmidt (Boston College 1985) St. Bonaventure: 2012	1	0	1	.000	Active
Tom Schneider (Bucknell 1969) 9: 97-150; 1 at Lehigh: 1985; 1 at Penn: 87	2	0	2	.000	1992
Bill Scott (Hardin-Simmons 1947) 11: 129-161; Hardin-Simmons: 1953, 57	2	0	2	.000	1962
Joe Scott (Princeton 1987) Air Force: 2004	1	0	1	.000	Active
Bill Self (Oklahoma St. 1985) 2 at Tulsa: 1999, 2000-RR; 3 at Illinois: 01-RR, 02, 03; 10 at Kansas: 04-RR, 05, 06, 07-RR, 08-CH, 09, 10, 11-RR, 12-2d, 13, 14	16	36	15	.706	Active
Herb Sendek (Carnegie Mellon 1985) 1 at Miami (OH): 1995; 5 at North Carolina St.: 2002, 03, 04, 05, 06; 1 at Arizona St.: 09, 14	8	7	8	.467	Active
Alex Severance (Villanova 1929) 25: 413-201; Villanova: 1939-T3d, 49-RR, 51, 55	4	4	4	.500	1961
Fred Shabel (Duke 1954) 4: 72-29; UConn: 64-RR, 65, 67	3	2	3	.400	1967
Howard Shannon (Kansas St. 1948) 7: 104-68; Virginia Tech: 1967-RR	1	2	1	.667	1971
Alex Shaw (Michigan 1932) 24: 299-169; Williams: 1955	1	0	1	.000	1973
Buster Sheary (Catholic 1933) 7: 155-36; Holy Cross: 1950-RR, 53-RR	2	2	3	.400	1955
Everett Shelton (Phillips 1923) 31: 494-347; Wyoming: 1941-RR, 43-CH, 47-RR, 48-RR, 49-RR, 52-RR, 53, 58	8	4	12	.250	1968
Steve Shields (Baylor 1988) UALR: 2011	1	0	1	.000	Active
Beryl Shipley* (Delta St. 1951) 16: 293-126; La.-Lafayette: 1972*, 73*	2	3	3	.500	1973
Dick Shrider (Ohio 1948) 9: 126-96; Miami (OH): 1958, 66	2	1	3	.250	1966
John Shulman (East Tenn. St. 1989) 9: 145-146; Chattanooga: 2005, 09	2	0	2	.000	2013
John Shumate (Notre Dame 1974) 10: 136-151; SMU: 1993	1	0	1	.000	1995
Stan Simpson (Ga. Southern 1961) 5: 71-66; Middle Tenn.: 1982	1	1	1	.500	1984
Al Skinner (Massachusetts 1974) 22: 385-291; 2 at Rhode Island: 1993, 97; 7 at Boston College: 2001, 02, 04, 05, 06, 07, 09	9	7	9	.438	2010
Roy Skinner (Presbyterian 1952) 16: 278-135; Vanderbilt: 1965-RR, 74	2	1	3	.250	1976
Norm Sloan* (North Carolina St. 1951) 37: 624-393; 3 at North Carolina St.: 1970, 74-CH, 80; 3 at Florida: 87*, 88*, 89	6	8	5	.615	1989
Shaka Smart (Kenyon 1999) VCU: 2011-T3d, 12, 13, 14	4	7	4	.636	Active
Dean Smith (Kansas 1953) 36: 879-254; North Carolina: 1967-4th, 68-2d, 69-4th, 72-3d, 75, 76, 77-2d, 78, 79, 80, 81-2d, 82-CH, 83-RR, 84, 85-RR, 86, 87-RR, 88-RR, 89, 90, 91-T3d, 92, 93-CH, 94, 95-T3d, 96, 97-T3d	27	65	27	.707	1997
George Smith (Cincinnati 1935) 8: 154-56; Cincinnati: 1958, 59-3d, 60-3d	3	7	3	.700	1960
Jay Smith (Saginaw Valley 1984) 10: 118-166; Central Mich.: 2003	1	1	1	.500	2006
Sonny Smith (Milligan 1958) 22: 339-304; 5 at Auburn: 1984, 85, 86-RR, 87, 88; 1 at VCU: 96	6	7	6	.538	1998
Tubby Smith (High Point 1973) 2 at Tulsa: 1994, 95; 2 at Georgia: 96, 97; 10 at Kentucky: 98-CH, 99-RR, 2000, 01, 02, 03-RR, 04, 05-RR, 06, 07; 3 at Minnesota: 09, 10, 13	17	30	16	.652	Active
Gene Smithson (North Central (IL) 1961) 11: 221-99; Wichita St.: 1981-RR, 85	2	3	2	.600	1986
Fred Snowden (Wayne St. (MI) 1958) 10: 167-108; Arizona: 1976-RR, 77	2	2	2	.500	1982
James Snyder (Ohio 1941) 25: 354-245; Ohio: 1960, 61, 64-RR, 65, 70, 72, 74	7	3	8	.273	1974
Quin Snyder (Duke 1989) 7: 128-96; Missouri: 2000, 01, 02-RR, 03	4	5	4	.556	2006
Brad Soderberg (Wis.-Stevens Point 1985) 13: 211-147; Wisconsin: 2001	1	0	1	.000	2007
Bob Spear (DePauw 1941) 15: 177-176; Air Force: 1960, 62	2	0	2	.000	1971
Kirk Speraw (Iowa 1980) 17: 279-233; UCF: 1994, 96, 2004, 05	4	0	4	.000	2010
Rob Spivery (Ashland 1972) 26: 361-407; 2 at Alabama St.: 2001, 04; 1 at Southern U.: 06	3	0	3	.000	2011
Charlie Spoonhour (School of Ozarks 1961) 19: 373-202; 5 at Missouri St.: 1987, 88, 89, 90, 92; 3 at Saint Louis: 94, 95, 98	8	3	8	.273	2004
Bob Staak (UConn 1971) 10: 133-155; Xavier: 1983	1	0	1	.000	1989
Floyd Stahl (Illinois 1926) 11: 107-120; Harvard: 1946-RR	1	0	2	.000	1958
Kevin Stallings (Purdue 1982) 2 at Illinois St.: 1997, 98; 6 at Vanderbilt: 2004, 07, 08, 10, 11, 12	8	6	8	.429	Active
Rick Stansbury (Campbellsville 1982) 14: 293-166; Mississippi St.: 2002, 03, 04, 05, 08, 09	6	4	6	.400	2012
Stu Starner (Minn.-Morris 1965) 12: 194-153; Montana St.: 1986	1	0	1	.000	1995
Steve Steinwedel (Mississippi St. 1975) 10: 163-121; Delaware: 1992, 93	2	0	2	.000	1995
Brad Stevens (DePauw 1999) 6: 166-49; Butler: 2008, 09, 10-2d, 11-2d, 13	5	12	5	.706	2013
Bruce Stewart (Jacksonville St. 1975) 9: 205-84; Middle Tenn.: 1985, 87, 89	3	1	3	.250	1991
Carl Stewart (Grambling 1954) 10: 153-119; Southern U.: 1981	1	0	1	.000	1982
Norm Stewart* (Missouri 1956) 38: 729-373; Missouri: 1976-RR, 78, 80, 81, 82, 83, 86, 87, 88, 89, 90, 92, 93, 94-RR*, 95, 99	16	12	16	.429	1999
Andy Stoglin (UTEP 1965) 16: 229-242; Jackson St.: 1997, 2000	2	0	2	.000	2003
Dave Strack (Michigan 1946) 9: 124-104; Michigan: 1964-3d, 65-2d, 66-RR	3	7	3	.700	1968
Bill Strannigan (Wyoming 1941) 23: 308-289; 1 at Colorado St.: 1954; 1 at Wyoming: 67	2	0	4	.000	1973
Lafayette Stribling (Mississippi Industrial 1957) 22: 305-318; Mississippi Val.: 1986, 92, 96	3	0	3	.000	2005
Guy Strong (Eastern Ky. 1955) 14: 191-161; Eastern Ky.: 1972	1	0	1	.000	1977
Gene Sullivan (Notre Dame 1953) 9: 149-114; Loyola Chicago: 1985	1	2	1	.667	1989
Don Suman (Rice 1944) 10: 132-105; Rice: 1954	1	1	1	.500	1959

Coach (Alma Mater) Career Record for Retired Coaches Only, Tourney Teams and Years in Tourney	Tournament			Last Year of Career	
	Yrs	W	L		Pct.
Eddie Sutton* (Oklahoma St. 1958) 37: 806-326; 1 at Creighton: 1974; 9 at Arkansas: 77, 78-3d, 79-RR, 80, 81, 82, 83, 84, 85; 3 at Kentucky: 86-RR, 87, 88*; 13 at Oklahoma St.: 91, 92, 93, 94, 95-T3d, 98, 99, 2000-RR, 01, 02, 03, 04-T3d, 05.....	26	39	26	.600	2008
Scott Sutton (Oklahoma St. 1994) Oral Roberts: 2006, 07, 08.....	3	0	3	.000	Active
Johnny Swaim (TCU 1953) 10: 102-151; TCU: 1968-RR, 71.....	2	1	2	.333	1977
Wayne Szoke (Maryland 1963) 14: 205-174; Monmouth: 1996.....	1	0	1	.000	1998
Carl Tacy (Davis & Elkins 1956) 14: 245-153; 1 at Marshall: 1972; 4 at Wake Forest: 77-RR, 81, 82, 84-RR.....	5	5	5	.500	1985
Jerry Tarkanian* (Fresno St. 1956) 31: 729-201; 4 at Long Beach St.: 1970, 71-RR*, 72-RR*, 73*; 12 at UNLV: 75, 76, 77-3d, 83, 84, 85, 86, 87-T3d, 88, 89-RR, 90-CH, 91-T3d; 2 at Fresno St.: 2000*, 01.....	18	38	18	.679	2002
Dick Tarrant (Fordham 1951) 12: 239-126; Richmond: 1984, 86, 88, 88, 90, 91.....	5	5	5	.500	1993
Billy Taylor (Notre Dame 1995) 11: 165-168; Lehigh: 2004.....	1	0	1	.000	2013
Blaine Taylor (Montana 1982) 19: 380-210; 2 at Montana: 1992, 97, 4 at Old Dominion: 2005, 07, 10, 11.....	6	1	6	.143	2013
Fred Taylor (Ohio St. 1950) 18: 297-158; Ohio St.: 1960-CH, 61-2d, 62-2d, 68-3d, 71-RR.....	5	14	4	.778	1976
Reggie Theus (UNLV 2002) New Mexico St.: 2007.....	1	0	1	.000	Active
Roy Thomas (Baylor 1974) 5: 61-79; N.C. A&T: 1995.....	1	0	1	.000	1999
Bob Thomason (Pacific 1971) 28: 489-348; Pacific: 1997, 2004, 05, 06, 13.....	5	2	5	.286	2013
Brooks Thompson (Oklahoma St. 1994) UTSA: 2011.....	1	1	1	.500	Active
Gary Thompson (Wichita St. 1954) 7: 93-94; Wichita St.: 1965-4th.....	1	2	2	.500	1971
John Thompson (Providence 1964) 27: 596-239; Georgetown: 1975, 76, 79, 80-RR, 81, 82-2d, 83, 84-CH, 85-2d, 86, 87-RR, 88, 89-RR, 90, 91, 92, 94, 95, 96-RR, 97.....	20	34	19	.642	1999
John Thompson III (Princeton 1989) 2 at Princeton: 2001, 04; 7 at Georgetown: 06, 07-T3d, 08, 10, 11, 12, 13.....	9	8	9	.471	Active
Jimmy Tillette (Our Lady of Holy Cross 1975) 15: 229-219; Samford: 1999, 2000.....	2	0	2	.000	2012
Bob Timmons (Pittsburgh 1933) 15: 174-189; Pittsburgh: 1957, 58, 63.....	3	1	4	.200	1968
Wayne Tinkle (Montana 2005) Montana: 2010, 12, 13.....	3	0	3	.000	Active
Ken Trickey (Middle Tenn. 1954) 15: 217-173; Oral Roberts: 1974-RR.....	1	2	1	.667	1989
Terry Truax (Maryland 1968) 14: 202-203; Towson: 1990, 91.....	2	0	2	.000	1997
Billy Tubbs (Lamar 1958) 31: 631-340; 2 at Lamar: 1979, 80; 9 at Oklahoma: 83, 84, 85-RR, 86, 87, 88-2d, 89, 90, 92; 1 at TCU: 98.....	12	18	12	.600	2006
Rod Tueller (Utah St. 1959) 9: 139-120; Utah St.: 1980, 83, 88.....	3	0	3	.000	1988
Mark Turgeon (Kansas 1987) 1 at Wichita St.: 2006; 4 at Texas A&M: 08, 09, 10, 11.....	5	5	5	.500	Active
M.K. Turk (West Ala. 1964) 20: 300-267; Southern Miss.: 1990, 91.....	2	0	2	.000	1996
Forrest Twogood (Iowa 1929) 21: 321-256; Southern California: 1954-4th, 60, 61.....	3	3	5	.375	1966
Donnie Tyndall (Morehead St. 1993) Morehead St.: 2009, 11.....	2	2	2	.500	Active
Ralph Underhill (Tennessee Tech 1964) 18: 356-162; Wright St.: 1993.....	1	0	1	.000	1996
Brad Underwood (Kansas St. 1986) Stephen F. Austin: 2014.....	1	1	1	.500	Active
Paul Valenti (Oregon St. 1942) 7: 91-82; Oregon St.: 1966-RR.....	1	1	1	.500	1970
Jim Valvano* (Rutgers 1967) 19: 346-206; 2 at Iona: 1979, 80*; 7 at North Carolina St.: 82, 83-CH, 85-RR, 86-RR, 87*, 88*, 89.....	9	15	8	.652	1990
Bob Vanatta (Central Methodist 1945) 22: 349-199; 1 at Bradley: 1955-RR: 1 at Memphis: 62.....	2	2	2	.500	1973
Butch van Breda Kolff (Princeton 1947) 28: 482-272; Princeton: 1963, 64, 65-3d, 67.....	4	7	5	.583	1994
Jan van Breda Kolff (Vanderbilt 1974) 12: 204-155; 1 at Vanderbilt: 1997; 1 at Pepperdine: 2000.....	2	1	2	.333	2003
Joe Vancisin (Dartmouth 1944) 19: 206-242; Yale: 1957, 62.....	2	0	2	.000	1975
Dick Versace (Wisconsin 1964) 8: 156-88; Bradley: 1980, 86.....	2	1	2	.333	1986
Tim Vezie (Denver 1967) 7: 103-86; San Diego St.: 1975, 76.....	2	0	2	.000	1979
Mike Vining (La.-Monroe 1967) 24: 401-303; La.-Monroe: 1982, 86, 90, 91, 92, 93, 96.....	7	0	7	.000	2005
Gene Visscher (Weber St. 1966) 6: 74-74; Weber St.: 1972, 73.....	2	1	3	.250	1983
Dick Vitale (Seton Hall 1962) 4: 79-29; Detroit: 1977.....	1	1	1	.500	1977
Bob Wade* (Morgan St. 1967) 3: 35-49; Maryland: 1988*.....	1	1	1	.500	1989
Jerry Wainwright (Colorado Col. 1968) 16: 244-225; 2 at UNC Wilmington: 2000, 02; 1 at Richmond: 04.....	3	1	3	.250	2010
Riley Wallace [Centenary (LA) 1964] 22: 349-292; Hawaii: 1994, 2001, 02.....	3	0	3	.000	2007
Sox Walseth (Colorado 1948) 22: 292-263; Colorado: 1962-RR, 63-RR, 69.....	3	3	3	.500	1976
Dick Walters (Illinois St. 1969) 7: 114-87; Evansville: 1982.....	1	0	1	.000	1985
Royce Waltman (Slippery Rock 1964) 20: 322-251; Indiana St.: 2000, 01.....	2	1	2	.333	2007
John Warren (Oregon 1928) 5: 87-74; Oregon: 1945-RR.....	1	1	1	.500	1951
Tom Wasdin (Florida 1957) 3: 63-18; Jacksonville: 1971, 73.....	2	0	2	.000	1973
Bucky Waters (North Carolina St. 1957) 8: 132-86; West Virginia: 1967.....	1	0	1	.000	1973
Gary Waters (Ferris St. 1975) 2 at Kent St.: 1999, 2001; 1 at Cleveland St.: 09.....	3	2	3	.400	Active
Melvin Watkins (Charlotte 1977) 8: 102-132; Charlotte: 1997, 98.....	2	2	2	.500	2004
Lou Watson (Indiana 1950) 5: 62-60; Indiana: 1967.....	1	1	1	.500	1971
Perry Watson (Eastern Mich. 1972) 15: 258-185; Detroit: 1998, 99.....	2	2	2	.500	2008
Stan Watts (BYU 1938) 23: 371-254; BYU: 1950-RR, 51-RR, 57, 65, 69, 71, 72.....	7	4	10	.286	1972
James Weaver (DePaul 1947) 7: 110-69; St. Mary's (CA): 1959-RR.....	1	1	1	.500	1962
Paul Webb (William & Mary 1951) 29: 511-257; Old Dominion: 1980, 82, 85.....	3	0	3	.000	1985
Bruce Weber (Milwaukee 1978) 2 at Southern Ill.: 2002, 03; 6 at Illinois: 04, 05-2d, 06, 07, 09, 11; 1 at Kansas St.: 13, 14.....	10	11	10	.524	Active
Bob Weinbauer (SUNY Cortland 1961) 8: 143-90; Penn: 1978, 79-4th, 80, 82.....	4	6	5	.545	1985
Larry Weisz (St. Bonaventure 1958) 12: 202-90; St. Bonaventure: 1968, 70-4th.....	2	4	4	.500	1973
Steve Welch (Southeastern La. 1971) 7: 75-121; McNeese St.: 1989.....	1	0	1	.000	1994
Tim Welsh (SUNY Potsdam 1984) 1 at Iona: 1998; 2 at Providence: 2001, 04.....	3	0	3	.000	Active
Bob Weltlich (Ohio St. 1967) 22: 300-335; 1 at Ole Miss: 1981; 1 at FIU: 95; 1 at South Ala.: 98.....	3	0	3	.000	2002
Bob Wenzel (Rutgers 1971) 15: 216-221; 1 at Jacksonville: 1986; 2 at Rutgers: 89, 91.....	3	0	3	.000	1997
Paul Westhead (Saint Joseph's 1961) 18: 285-223; 2 at La Salle: 1975, 78; 3 at Loyola Marymount: 88, 89, 90-RR.....	5	4	5	.444	1997
Paul Westphal (Southern California 1972) 7: 139-90; Pepperdine: 2002.....	1	0	1	.000	2006
Davey L. Whitney (Kentucky St. 1953) 32: 566-356; Alcorn: 1980, 82, 83, 84, 99, 2002.....	6	3	6	.333	2003
Dereck Whittenburg (North Carolina St. 1984) 12: 138-188; Wagner: 2003.....	1	0	1	.000	2010
George Wigton (Ohio St. 1956) 21: 175-275; UConn: 1963.....	1	0	1	.000	1986
Ralph Willard (Holy Cross 1967) 19: 336-241; 2 at Western Ky.: 1993, 94; 4 at Holy Cross: 2001, 02, 03, 07.....	6	2	6	.250	2009
Bob Williams (San Jose St. 1975) UC Santa Barbara: 2002, 10, 11.....	3	0	3	.000	Active
Buzz Williams (Oklahoma City 1994) Marquette: 2009, 10, 11, 12, 13-RR.....	5	8	5	.615	Active
Carroll Williams (San Jose St. 1955) 22: 341-277; Santa Clara: 1987.....	1	0	1	.000	1992
Gary Williams (Maryland 1967) 33: 668-380; 2 at Boston College: 1983, 85; 1 at Ohio St.: 87; 14 at Maryland: 94, 95, 96, 97, 98, 99, 2000, 01-T3d, 02-CH, 03, 04, 07, 09, 10.....	17	29	16	.644	2011
Jim Williams (Utah St. 1947) 26: 352-293; Colorado St.: 1963, 65, 66, 69-RR.....	4	2	4	.333	1980
Joe Williams (SMU 1956) 22: 363-253; 1 at Jacksonville: 1970-2d; 5 at Furman: 71, 73, 74, 75, 78; 1 at Florida St.: 80.....	7	6	8	.429	1986
Richard Williams (Mississippi St. 1967) 12: 191-163; Mississippi St.: 1991, 95, 96-T3d.....	3	6	3	.667	1998
Roy Williams (North Carolina 1972) 14 at Kansas: 1990, 91-2d, 92, 93-T3d, 94, 95, 96-RR, 97, 98, 99, 2000, 01, 02-T3d, 03-2d; 10 at North Carolina: 04, 05-CH, 06, 07-RR, 08-T3d, 09-CH, 11-RR, 12-RR, 13-14.....	24	63	22	.741	Active
A.B. Williamson (N.C. A&T 1968) 15: 241-182; Howard: 1981.....	1	0	1	.000	1990
Tex Winter (Southern California 1947) 30: 454-333; Kansas St.: 1956, 58-4th, 59-RR, 61-RR, 64-4th, 68.....	6	7	9	.438	1983
Dennis Wolff (UConn 1978) 17: 277-215; Boston U.: 1997, 2002.....	2	0	2	.000	2009
John Wooden (Purdue 1932) 29: 664-162; UCLA: 1950-RR, 52, 56, 62-4th, 63, 64-CH, 65-CH, 67-CH, 68-CH, 69-CH, 70-CH, 71-CH, 72-CH, 73-CH, 74-3d, 75-CH.....	16	47	10	.825	1975
Sean Woods (Kentucky 1992) Mississippi Val.: 2012.....	1	0	1	.000	Active

Jim Wooldridge (Louisiana Tech 1977) Texas St.: 1994.....	1	0	1	.000	Active
Charles Woollum (William & Mary 1962) 25: 387-315; Bucknell: 1987, 89.....	2	0	2	.000	2000
Phil Woolpert (Loyola Marymount 1940) 16: 239-164; San Francisco: 1955-CH, 56-CH, 57-3d, 58.....	4	13	2	.867	1969
Jay Wright (Bucknell 1983) 2 at Hofstra: 2000, 01; 9 at Villanova: 05, 06-RR, 07, 08, 09-T3d, 10, 11, 13, 14.....	11	13	11	.542	Active
Joby Wright (Indiana 1972) 7: 114-89; Miami (OH): 1992.....	1	0	1	.000	1997
Ned Wulk (Wis.-La Crosse 1942) 31: 495-342; Arizona St.: 1958, 61-RR, 62, 63-RR, 64, 73, 75-RR, 80, 81.....	9	8	10	.444	1982
Wayne Yates (Memphis 1961) 10: 141-141; Memphis: 1976.....	1	0	1	.000	1985
Steve Yoder (Ill. Wesleyan 1962) 15: 205-227; Ball St.: 1981.....	1	0	1	.000	1992
Mike Young (Emory & Henry 1986) Wofford: 2010, 11, 14.....	3	0	3	.000	Active
Tom Young (Maryland 1958) 31: 524-328; 4 at Rutgers: 1975, 76-4th, 79, 83; 1 at Old Dominion: 86.....	5	6	6	.500	1991
Bob Zuffelato (Central Conn. St. 1959) 10: 154-121; Boston College: 1975.....	1	1	2	.333	1983
Matt Zunic (George Washington 1942) 15: 213-135; 1 at Boston U.: 1959-RR; 1 at Massachusetts: 62.....	2	2	2	.500	1976

#NOTES ON COACHES:

FRANKLIN CAPPON suffered a heart attack 11 games into the 1961 Princeton season. Jake McCandless coached Princeton in the 1961 tournament; Princeton credits the 1961 regular season to Cappon and the postseason to McCandless.
 VINCE CAZZETTA resigned at the end of the 1963 Seattle regular season. Clair Markey coached Seattle in the 1963 tournament.
 STEVE FISHER coached Michigan in the 1989 tournament after Bill Freider was the coach during the regular season and left to take a job at Arizona State.
 BILL FREIDER was the Michigan coach during the 1989 regular season and left to take a job at Arizona State. Steve Fisher coached Michigan in the tournament.
 CLAIR MARKEY coached Seattle in the 1963 tournament due to Vince Cazzetta's resignation.
 JAKE MCCANDLESS coached Princeton in the 1961 tournament after Franklin Cappon suffered a heart attack 11 games into the season; Princeton credits the 1961 regular season to Cappon and the postseason to McCandless.
 NORM STEWART was ill at the end of the 1989 season and Rich Daly coached Missouri in the tournament; however Missouri credits the entire 1989 season to Stewart.

***OFFICIAL NCAA TOURNAMENT RECORDS**

	Yrs.	Won	Lost	Pct.
Todd Bozeman #.....	4	2	4	.333
Larry Brown #.....	6	14	5	.737
Jim Calhoun.....	22	49	19	.721
John Calipari #.....	13	34	10	.773
James Dickey #.....	1	0	1	.000
Hugh Durham.....	7	7	7	.500
Brian Ellerbe.....	0	0	0	.000
Cliff Ellis #.....	8	6	8	.429
Jessie Evans #.....	1	0	1	.000
Steve Fisher #.....	12	19	11	.633
Tim Floyd #.....	7	7	7	.500
Jim Harrick.....	15	17	14	.548
Clem Haskins.....	5	6	5	.545
Ricky Huckabay.....	2	0	2	.000
George Ivory#.....	1	0	1	.000
Ron Jacobs.....	0	0	0	.000
Mike Jarvis.....	8	7	8	.467
Gene Keady.....	17	18	17	.514
Lake Kelly.....	2	1	2	.333
Dana Kirk.....	0	0	0	.000
Jack Kraft.....	6	7	7	.500
Steve Lavin #.....	6	11	6	.647
Robert Lee.....	0	0	0	.000
Neil McCarthy.....	6	1	6	.143
Joey Meyer.....	3	0	3	.000
Ralph Miller.....	7	3	8	.273
Bill Musselman.....	1	0	1	.000
Jim O'Brien.....	3	5	3	.625
Johnny Oldham.....	5	2	5	.286
Lute Olson.....	27	46	27	.630
Kevin O'Neill.....	3	2	3	.400
Jack Ramsay.....	6	5	10	.333
Wimp Sanderson.....	9	10	9	.526
Beryl Shipley.....	0	0	0	.000
Norm Sloan.....	4	5	3	.625
Norm Stewart.....	15	9	15	.375
Eddie Sutton.....	25	37	25	.597
Jerry Tarkanian.....	14	32	14	.696
Jim Valvano.....	6	14	5	.737
Bob Wade.....	0	0	0	.000

#active

Tournament Moments ...




Photo from Hampton sports information

March 15, 2001, West Region first-round game in the Boise State University Pavilion in Boise, Idaho – Hampton became only the fourth 15th-seeded team to advance to the second round when Tarvis Williams' jumper with six seconds left gave the Pirates a 58-57 upset win over No. 2-seed Iowa State. During the immediate postgame celebration, coach Steve Merfeld got a lift from reserve player David Johnson.

Attendance and Sites

Attendance History.....	2
Attendance Records.....	4
All-Time Site and Arena History.....	5
Tournament Game Arenas By Site.....	6
Future Dates and Sites.....	16



Attendance History

By Tournament

Year	Final Date	Final Crowd	*Total Atten.	Sess.	Avg. Atten.	Final Site	Final Facility	No. of Teams
1939	3-27	5,500	15,025	5	3,005	Evanston, IL	Patten Gymnasium	8
1940	3-30	10,000	36,880	5	7,376	Kansas City, MO	Municipal Auditorium	8
1941	3-29	7,219	48,055	5	9,611	Kansas City, MO	Municipal Auditorium	8
1942	3-28	6,500	24,372	5	4,874	Kansas City, MO	Municipal Auditorium	8
1943	3-30	13,300	56,876	5	11,375	New York	Madison Square Garden	8
1944	3-28	15,000	59,369	5	11,874	New York	Madison Square Garden	8
1945	3-27	18,035	67,780	5	13,556	New York	Madison Square Garden	8
1946	3-26	18,479	73,116	5	14,623	New York	Madison Square Garden	8
1947	3-25	18,445	72,959	5	14,592	New York	Madison Square Garden	8
1948	3-23	16,174	72,523	5	14,505	New York	Madison Square Garden	8
1949	3-26	10,600	66,077	5	13,215	Seattle	Edmundson Pavilion	8
1950	3-28	18,142	75,464	5	15,093	New York	Madison Square Garden	8
1951	3-27	15,348	110,645	9	12,294	Minneapolis	Williams Arena	16
1952	3-26	10,700	115,712	10	11,571	Seattle	Edmundson Pavilion	16
1953	3-18	10,500	127,149	14	9,082	Kansas City, MO	Municipal Auditorium	22
1954	3-20	10,500	115,391	15	7,693	Kansas City, MO	Municipal Auditorium	24
1955	3-19	10,500	116,983	15	7,799	Kansas City, MO	Municipal Auditorium	24
1956	3-23	10,600	132,513	15	8,834	Evanston, IL	McGaw Hall	25
1957	3-23	10,500	108,891	14	7,778	Kansas City, MO	Municipal Auditorium	23
1958	3-22	18,803	176,878	14	12,634	Louisville, KY	Freedom Hall	24
1959	3-21	18,498	161,809	14	11,558	Louisville, KY	Freedom Hall	23
1960	3-19	14,500	155,491	16	9,718	San Francisco	Cow Palace	25
1961	3-25	10,700	169,520	14	12,109	Kansas City, MO	Municipal Auditorium	24
1962	3-24	18,469	177,469	14	12,676	Louisville, KY	Freedom Hall	25
1963	3-23	19,153	153,065	14	10,933	Louisville, KY	Freedom Hall	25
1964	3-21	10,864	140,790	14	10,056	Kansas City, MO	Municipal Auditorium	25
1965	3-20	13,204	140,673	13	10,821	Portland, OR	Memorial Coliseum	23
1966	3-19	14,253	140,925	13	10,840	College Park, MD	Cole Field House	22
1967	3-25	18,892	159,570	14	11,398	Louisville, KY	Freedom Hall	23
1968	3-23	14,438	160,888	14	11,492	Los Angeles	Sports Arena	23
1969	3-22	18,669	165,712	15	11,047	Louisville, KY	Freedom Hall	25
1970	3-21	14,380	146,794	16	9,175	College Park, MD	Cole Field House	25
1971	3-27	31,765	207,200	16	12,950	Houston	Astrodome	25
1972	3-25	15,063	147,304	16	9,207	Los Angeles	Sports Arena	25
1973	3-26	19,301	163,160	16	10,198	St. Louis	St. Louis Arena	25
1974	3-25	15,742	154,112	16	9,632	Greensboro, NC	Greensboro Coliseum	25
1975	3-31	15,151	183,857	18	10,214	San Diego	Sports Arena	32
1976	3-29	17,540	202,502	18	11,250	Philadelphia	Spectrum	32
1977	3-28	16,086	241,610	18	13,423	Atlanta	Omni	32
1978	3-27	18,721	227,149	18	12,619	St. Louis	Checkerdome	32
1979	3-26	15,410	262,101	22	11,914	Salt Lake City	Special Events Center	40
1980	3-24	16,637	321,260	26	12,356	Indianapolis	Market Square Arena	48
1981	3-30	18,276	347,414	26	13,362	Philadelphia	Spectrum	48
1982	3-29	61,612	427,251	26	16,433	New Orleans	Louisiana Superdome	48
1983	4-4	17,327	364,356	28	13,013	Albuquerque, NM	U. of New Mexico Pit	52
1984	4-2	38,471	397,481	28	14,196	Seattle	Kingdome	53
1985	4-1	23,124	422,519	34	12,427	Lexington, KY	Rupp Arena	64
1986	3-31	16,493	499,704	34	14,697	Dallas	Reunion Arena	64
1987	3-30	64,959	654,744	34	19,257	New Orleans	Louisiana Superdome	64
1988	4-4	16,392	558,998	34	16,441	Kansas City, MO	Kemper Arena	64
1989	4-3	39,187	613,242	34	18,037	Seattle	Kingdome	64
1990	4-2	17,765	537,138	34	15,798	Denver	McNichols Arena	64
1991	4-1	47,100	665,707	34	19,580	Indianapolis	RCA Dome	64
1992	4-6	50,379	580,462	34	17,072	Minneapolis	Humphrey Metrodome	64
1993	4-5	64,151	707,719	34	20,815	New Orleans	Louisiana Superdome	64
1994	4-4	23,674	578,007	34	17,000	Charlotte, NC	Charlotte Coliseum	64
1995	4-3	38,540	540,101	34	15,885	Seattle	Kingdome	64
1996	4-1	19,229	631,834	34	18,583	East Rutherford, NJ	Continental Airlines Arena	64
1997	3-31	47,028	646,531	34	19,016	Indianapolis	RCA Dome	64
1998	3-30	40,509	663,876	34	19,526	San Antonio	Alamodome	64
1999	3-29	41,340	720,685	34	21,197	St. Petersburg, FL	Tropicana Field	64
2000	4-3	43,116	624,777	34	18,375	Indianapolis	RCA Dome	64
2001	4-2	45,994	612,089	35	17,488	Minneapolis	Humphrey Metrodome	65
2002	4-1	52,647	720,433	35	20,584	Atlanta	Georgia Dome	65
2003	4-7	54,524	715,080	35	20,431	New Orleans	Louisiana Superdome	65
2004	4-5	44,468	716,899	35	20,483	San Antonio	Alamodome	65
2005	4-4	47,262	689,317	35	19,695	St. Louis	Edward Jones Dome	65
2006	4-3	43,168	670,254	35	19,150	Indianapolis	RCA Dome	65
2007	4-2	51,458	696,992	35	19,914	Atlanta	Georgia Dome	65
2008	4-7	43,257	763,607	35	21,817	San Antonio	Alamodome	65
2009	4-6	72,922	708,296	35	20,237	Detroit	Ford Field	65
2010	4-5	70,930	706,246	35	20,178	Indianapolis	Lucas Oil Stadium	65
2011	4-4	70,376	690,679	36	19,186	Houston	Reliant Stadium	68
2012	4-2	70,913	717,185	36	19,922	New Orleans	Mercedes-Benz Superdome	68
2013	4-8	74,326	800,377	36	22,233	Atlanta	Georgia Dome	68
2014	4-7	79,238	739,189	36	20,533	Arlington, TX	Cowboys Stadium	68

Year	Final Date	Final Crowd	*Total Atten.	Sess.	Avg. Atten.	Final Site	Final Facility	No. of Teams
2015	4-6					Indianapolis	Lucas Oil Stadium	68
2016	4-4					Houston	Reliant Stadium	
2017	4-3					Glendale, Ariz.	University of Phoenix Stadium	
2018	4-2					San Antonio	Alamodome	
2019	4-8					Minneapolis	Minnesota Multi-Purpose Stadium	
2020	4-6					Atlanta	New Atlanta Stadium	
2021	4-5					Indianapolis	Lucas Oil Stadium	

Years	Championship Game...			Tournament History...		
	Final Session	*Total Atten.	Avg. Atten.	All Sessions	*Total Atten.	*Avg. Atten.
1939-49	11	139,252	12,659	55	593,032	10,782
1950-59	10	134,091	13,409	125	1,241,435	9,931
1960-69	10	153,142	15,314	141	1,564,103	11,093
1970-79	10	179,159	17,916	174	1,935,789	11,125
1980-89	10	312,478	31,248	304	4,606,969	15,155
1990-99	10	389,715	38,972	340	6,272,060	18,447
2000-09	10	498,724	49,872	349	6,917,744	19,822
2010-14	6	445,227	74,205	179	3,653,676	20,412
All Time	77	2,251,788	29,244	1,667	26,784,808	16,068

*Total attendance: 1939-69; paid attendance off of box scores: 1970-present.

Capacity Percentages for Preliminary-Round Games

	1st-2d-3d Round			Regionals			Non-Dome Total			Preliminary-Round Total		
	Capacity	Sold	Pct.	Capacity	Sold	Pct.	Capacity	Sold	Pct.	Capacity	Sold	Pct.
1989	425,625	359,064	84.4	186,834	176,390	94.4	421,734	357,653	84.8	612,459	535,454	87.4
1990	451,818	370,362	82.0	141,000	133,383	94.6	431,093	365,208	84.7	592,818	503,745	85.0
1991	449,275	379,708	84.5	234,666	191,759	81.7	357,375	336,994	94.3	683,941	571,467	83.7
1992	356,354	334,644	93.9	145,598	145,352	99.8	501,952	479,996	95.6	501,952	479,996	95.6
1993	495,390	415,274	83.8	181,400	168,141	92.7	399,290	375,443	94.0	676,790	583,415	86.2
1994	403,941	395,092	97.8	140,036	137,623	98.3	467,477	457,846	97.9	543,977	532,715	97.9
1995	339,921	329,521	96.9	134,520	133,658	99.4	474,441	463,179	97.6	474,441	463,179	97.6
1996	440,491	389,453	88.4	215,374	203,921	94.7	396,604	372,669	94.0	655,865	593,374	90.5
1997	419,198	359,994	85.9	217,000	192,553	88.7	489,098	429,765	87.9	636,198	552,547	86.9
1998	431,050	377,075	87.5	204,900	204,365	99.7	475,250	448,033	94.3	635,950	581,440	91.4
1999	486,603	428,373	88.0	208,114	207,456	99.7	450,817	426,988	94.7	694,717	635,829	91.5
2000	403,152	375,949	93.9	168,318	164,318	97.6	433,260	413,561	95.5	571,470	540,199	94.5
2001	396,150	317,827	80.2	216,500	184,546	85.2	412,650	359,392	87.1	612,650	502,373	82.0
2002	458,637	437,267	95.3	176,090	169,292	96.1	481,117	475,602	98.9	634,727	606,561	95.6
2003	456,963	412,499	90.3	205,178	175,055	85.3	417,141	408,765	98.0	662,141	587,554	88.7
2004	434,198	422,560	97.3	195,267	181,197	92.8	509,465	497,245	97.6	629,465	603,757	95.9
2005	458,949	435,173	94.8	161,528	159,128	98.5	444,172	438,834	98.8	620,477	594,301	95.8
2006	405,153	398,739	98.4	197,166	176,174	89.4	482,319	476,725	98.8	602,319	574,913	95.4
2007	413,860	401,248	97.0	195,465	180,011	92.1	489,325	464,099	94.8	609,325	581,259	95.4
2008	436,541	402,554	92.2	246,032	249,358	101.4	508,573	471,632	92.7	682,573	651,912	95.5
2009	452,856	368,409	81.6	217,106	172,981	79.7	436,520	395,814	90.7	669,962	542,390	81.0
2010	373,023	332,585	89.2	250,610	223,512	89.2	411,023	370,630	90.2	623,633	556,097	89.2
2011	479,709	419,191	87.4	139,802	107,801	77.1	574,251	498,127	86.7	619,511	526,992	85.1
2012	479,316	419,155	87.4	176,409	168,096	95.3	554,633	490,376	88.4	655,725	587,251	89.6
2013	484,336	427,538	88.2	235,966	223,163	94.6	563,074	503,300	89.4	720,302	650,701	90.3
2014	455,222	399,020	87.7	192,534	181,457	94.2	567,756	503,854	88.7	647,756	580,477	89.6

Attendance Records

Note: Figures are paid attendance. For Final Four games, media are included.

HIGHEST TOTAL FOR TOURNAMENT

800,377—2013 (36 sessions)
763,607—2008 (35)
739,189—2014 (36)
720,685—1999 (34)
720,433—2002 (35)
717,185—2012 (36)
716,899—2004 (35)
715,080—2003 (35)
708,296—2009 (35)
707,719—1993 (34)

HIGHEST AVERAGE PER GAME OR SESSION FOR TOURNAMENT

22,233—2013 (800,377 in 36 sessions)
21,817—2008 (763,607 in 35)
21,197—1999 (720,685 in 34)
20,815—1993 (707,719 in 34)
20,584—2002 (720,433 in 35)
20,533—2014 (739,189 in 36)
20,483—2004 (716,899 in 35)
20,431—2003 (715,080 in 35)
20,237—2009 (708,296 in 35)
20,178—2010 (706,246 in 35)

HIGHEST GAME OR SESSION—TOURNAMENT

79,444—AT&T Stadium, Arlington, NSF, UConn (63) vs. Florida (53) and Kentucky (74) vs. Wisconsin (73), 4-5-2014; CH, UConn (60) vs. Kentucky (54), 4-7-2014 (79,238 in CH)
75,421—Reliant Stadium, Houston, NSF, Butler (70) vs. VCU (62) and UConn (56) vs. Kentucky (55), 4-2-2011; CH, UConn (53) vs. Butler (41), 4-4-2011 (70,376 in CH)
75,350—Georgia Dome, Atlanta, NSF, Louisville (72) vs. Wichita St. (68) and Michigan (61) vs. Syracuse (56), 4-6-2013; CH, Louisville (82) vs. Michigan (76), 4-8-2013 (74,326 in CH)
73,361—Mercedes-Benz Superdome, New Orleans, NSF, Kansas (64) vs. Ohio St. (62) and Kentucky (69) vs. Louisville (61), 3-31-2012; CH, Kentucky (67) vs. Kansas (59), 4-2-2012 (70,913 in CH)
72,922—Ford Field, Detroit, CH, North Carolina (89) vs. Michigan St. (72), 4-6-2009; NSF, North Carolina (83) vs. Villanova (69) and Michigan St. (82) vs. UConn (73), 4-4-2009 (72,456 in NSF)
71,298—Lucas Oil Stadium, Indianapolis, NSF, Butler (52) vs. Michigan St. (50) and Duke (78) vs. West Virginia (57), 4-3-2010; CH, Duke (61) vs. Butler (59), 4-5-2010 (70,930 in CH)
64,959—Louisiana Superdome, New Orleans, CH, Indiana (74) vs. Syracuse (73), 3-30-1987; NSF, Indiana (97) vs. UNLV (93) and Syracuse (77) vs. Providence (63), 3-28-1987
64,151—Louisiana Superdome, New Orleans, CH, North Carolina (77) vs. Michigan (71), 4-5-1993; NSF, North Carolina (78) vs. Kansas (68) and Michigan (81) vs. Kentucky (78) (ot), 4-3-1993
61,612—Louisiana Superdome, New Orleans, CH, North Carolina (63) vs. Georgetown (62), 3-29-1982; NSF, North Carolina (68) vs. Houston (63) and Georgetown (50) vs. Louisville (46), 3-27-1982
57,563—Ford Field, Detroit, RF, Kansas (59) vs. Davidson (57), 3-30-2008 (57,028 in NSF)
54,524—Louisiana Superdome, New Orleans, CH, Syracuse (81) vs. Kansas (78), 4-7-2003 (54,432 in NSF)

HIGHEST SINGLE GAME—NATIONAL CHAMPIONSHIP

79,238—AT&T Stadium, Arlington, UConn (60) vs. Kentucky (54), 4-7-2014
74,326—Georgia Dome, Atlanta, Louisville (82) vs. Michigan (76), 4-8-2013
72,922—Ford Field, Detroit, North Carolina (89) vs. Michigan St. (72), 4-6-2009

70,930—Lucas Oil Stadium, Indianapolis, Duke (61) vs. Butler (59), 4-5-2010
70,913—Mercedes-Benz Superdome, New Orleans, Kentucky (67) vs. Kansas (59), 4-2-2012
70,376—Reliant Stadium, Houston, UConn (53) vs. Butler (41), 4-4-2011

HIGHEST SINGLE SESSION—NATIONAL SEMIFINALS

79,444—AT&T Stadium, Arlington, UConn (63) vs. Florida (53) and Kentucky (74) vs. Wisconsin (73), 4-5-2014.
75,421—Reliant Stadium, Houston, Butler (70) vs. VCU (62) and UConn (56) vs. Kentucky (55), 4-2-2011
75,350—Georgia Dome, Atlanta, Louisville (72) vs. Wichita St. (68) and Michigan (61) vs. Syracuse (56), 4-6-2013
73,361—Mercedes-Benz Superdome, New Orleans, Kansas (64) vs. Ohio St. (62) and Kentucky (69) vs. Louisville (61), 3-31-2012
72,456—Ford Field, Detroit, North Carolina (83) vs. Villanova (69) and Michigan St. (82) vs. UConn (73), 4-4-2009
71,298—Lucas Oil Stadium, Indianapolis, Butler (52) vs. Michigan St. (50) and Duke (78) vs. West Virginia (57), 4-3-2010

HIGHEST SINGLE GAME—REGIONAL FINAL

57,563—Ford Field, Detroit, Kansas (59) vs. Davidson (57), 3-30-2008
47,492—Reliant Stadium, Houston, Duke (78) vs. Baylor (71), 3-28-2010
42,519—Trans World Dome, St. Louis, Michigan St. (73) vs. Kentucky (66), 3-21-1999
40,589—Tropicana Field, St. Petersburg, FL, Kentucky (86) vs. Duke (84), 3-22-1998
36,585—Cowboys Stadium, Arlington, TX, Michigan (79) vs. Florida (59), 3-31-2013

HIGHEST SINGLE SESSION—REGIONAL SEMIFINALS

57,028—Ford Field, Detroit, Davidson (73) vs. Wisconsin (56) and Kansas (72) vs. Villanova (57), 3-28-2008
45,505—Reliant Stadium, Houston, Duke (70) vs. Purdue (57) and Baylor (72) vs. St. Mary's (CA) (49), 3-26-2010
42,440—Trans World Dome, St. Louis, Michigan St. (54) vs. Oklahoma (46) and Kentucky (58) vs. Miami (OH) (43), 3-19-1999
41,072—Lucas Oil Stadium, Indianapolis, Michigan (73) vs. Tennessee (71) and Kentucky (74) vs. Louisville (69), 3-28-2014
40,639—Cowboys Stadium, Arlington, TX, Michigan (87) vs. Kansas (85) and Florida (62) vs. Florida Gulf Coast (50), 3-29-2013
40,589—Tropicana Field, St. Petersburg, FL, Kentucky (96) vs. UCLA (68) and Duke (80) vs. Syracuse (67), 3-20-1998

HIGHEST SINGLE SESSION—THIRD ROUND

21,757—KCF Yum! Center, Louisville, KY, Marquette (62) vs. Murray St. (53) and Kentucky (87) vs. Iowa St. (71), 3-17-2012
21,723—Palace of Auburn Hills, Auburn Hills, MI, Michigan (78) vs. VCU (53) and Michigan St. (70 vs. Memphis (48), 3-23-2013
20,601—Rupp Arena, Lexington, KY, Louisville (82) vs. Colorado St. (56) and Marquette (74) vs. Butler (72), 3-23-2013
20,164—Quicken Loans Arena, Cleveland, Ohio St. (98) vs. George Mason (66) and Marquette (66) vs. Syracuse (62), 3-20-2011
20,125—Wells Fargo Center, Philadelphia, Florida Gulf Coast (81) vs. San Diego St. (71) and Duke (66) vs. Creighton (50), 3-24-2013

HIGHEST SINGLE SESSION—SECOND ROUND

40,331—RCA Dome, Indianapolis, Illinois (71) vs. Nevada (59) and Kentucky (69) vs. Cincinnati (60), 3-19-2005

37,842—RCA Dome, Indianapolis, Texas (73) vs. Purdue (72) and Xavier (74) vs. Georgetown (71), 3-18-1990
37,444—RCA Dome, Indianapolis, Illinois (72) vs. Ball St. (60) and Louisville (93) vs. Arkansas (84), 3-18-1989
37,411—RCA Dome, Indianapolis, Louisville (78) vs. Oklahoma St. (63) and Indiana (107) vs. Xavier (70), 3-20-1993
34,576—RCA Dome, Indianapolis, Duke (65) vs. Xavier (60) and Indiana (107) vs. Auburn (90), 3-14-1987

HIGHEST SINGLE SESSION—FIRST ROUND

39,940—RCA Dome, Indianapolis (2d session), Texas (100) vs. Georgia (88) and Purdue (75) vs. La.-Monroe (63), 3-16-1990 (39,417 in 1st session)
38,387—RCA Dome, Indianapolis (2d session), Xavier (73) vs. New Orleans (55) and Indiana (97) vs. Wright St. (54), 3-19-1993 (38,343 in 1st session)
36,823—RCA Dome, Indianapolis (2d session), Illinois (77) vs. McNeese St. (71) and Ball St. (68) vs. Pittsburgh (64), 3-16-1989 (36,705 in 1st session)
31,569—RCA Dome, Indianapolis (2d session), Mississippi St. (58) vs. VCU (51) and Princeton (43) vs. UCLA (41), 3-14-1996 (31,373 in 1st session)
27,959—RCA Dome, Indianapolis (2d session), Ohio St. (72) vs. Murray St. (58) and Detroit (56) vs. UCLA (53), 3-11-1999 (27,184 in 1st session)

HIGHEST SINGLE SESSION—OPENING ROUND

12,077—University of Dayton Arena, Dayton, OH, North Carolina St. (74) vs. Xavier (59) and Albany (NY) (71) vs. Mt. St. Mary's (64), 3-18-2014
11,534—University of Dayton Arena, Dayton, OH, Tennessee (78) vs. Iowa (65) and Cal Poly (81) vs. Texas Southern (69), 3-19-2014
11,346—University of Dayton Arena, Dayton, OH, Morehead St. (58) vs. Alabama St. (43), 3-17-2009
8,681—University of Dayton Arena, Dayton, OH, Siena (81) vs. Alcorn St. (77), 3-12-2002
8,464—University of Dayton Arena, Dayton, OH, Mt. St. Mary's (69) vs. Coppin St. (60), 3-18-2008
8,257—University of Dayton Arena, Dayton, OH, Niagara (77) vs. Florida A&M (69), 3-13-2007
8,254—University of Dayton Arena, Dayton, OH, Oakland (79) vs. Alabama A&M (69), 3-15-2005

HIGHEST TWO-SESSION SERIES—FINAL FOUR

158,682—AT&T Stadium, Arlington, TX, 4-5 & 4-7-2014
149,676—Georgia Dome, Atlanta, 4-6 & 4-8-2013
145,797—Reliant Stadium, Houston, 4-2 & 4-4-2011
145,378—Ford Field, Detroit, 4-4 & 4-6-2009
144,274—Mercedes-Benz Superdome, New Orleans, 3-31 & 4-2-2012
142,228—Lucas Oil Stadium, Indianapolis, 4-3 & 4-5-2010

HIGHEST TWO-SESSION SERIES—REGIONAL

114,591—Ford Field, Detroit, 3-28 & 3-30-2008
92,997—Reliant Stadium, Houston, 3-26 & 3-28-2010
84,959—Trans World Dome, St. Louis, 3-19 & 3-21-1999
81,178—Tropicana Field, St. Petersburg, FL, 3-20 & 3-22-1998
77,224—Cowboys Stadium, Arlington, TX, 3-29 & 3-31-2013

HIGHEST THREE-SESSION SERIES—SECOND AND THIRD ROUNDS

117,199—RCA Dome, Indianapolis, 3-16 & 3-18-1990
114,141—RCA Dome, Indianapolis, 3-19 & 3-21-1993
110,972—RCA Dome, Indianapolis, 3-16 & 3-18-1989
95,235—RCA Dome, Indianapolis, 3-14 & 3-16-1996
94,419—RCA Dome, Indianapolis, 3-17 & 3-19-2005

#Before 2011, the second and third rounds were referred to as the first and second rounds.

All-Time Site and Arena History

TOURNAMENT GAMES BY ARENA

- 105—University of Dayton Arena, Dayton, OH, 1970-2014
- 83—Municipal Auditorium, Kansas City, MO, 1940-64
- 81—Jon M. Huntsman Center, Salt Lake City, 1971-2006
- 74—Madison Square Garden, New York, 1943-2014
- 63—Greensboro Coliseum, Greensboro, NC, 1974-2012
- 60—RCA Dome, Indianapolis, 1987-2006
- 59—McKale Center, Tucson, AZ, 1974-2011
- 55—Omni, Atlanta, 1977-92
- 50—Charlotte Coliseum I, Charlotte, NC, 1958-87
- 50—Freedom Hall, Louisville, KY, 1958-91

REGIONAL CHAMPIONSHIP GAMES BY ARENA

- 13—Municipal Auditorium, Kansas City, MO, 1940-52
- 11—IZOD Center, East Rutherford, NJ, 1984-2007
- 10—Madison Square Garden, New York, 1943-2014
- 8—Allen Field House, Lawrence, KS, 1956-78
- 8—Gill Coliseum, Corvallis, OR, 1952-67
- 8—William Neal Reynolds Coliseum, Raleigh, NC, 1952-82
- 7—Rupp Arena, Lexington, KY, 1977-2002
- 6—Ahearn Field House, Manhattan, KS, 1953-69
- 6—Carrier Dome, Syracuse, NY, 1983-2010
- 6—Cole Field House, College Park, MD, 1962-77

NATIONAL CHAMPIONSHIP GAMES BY ARENA

- 9—Municipal Auditorium, Kansas City, MO, 1940-64
- 7—Madison Square Garden, New York, 1943-50
- 6—Freedom Hall, Louisville, KY, 1958-69
- 5—Mercedes-Benz Superdome, New Orleans, 1982-2012
- 4—RCA Dome, Indianapolis, 1991-2006
- 3—Alamodome, San Antonio, 1998-2008
- 3—Kingdome, Seattle, 1984-95
- 2—Cole Field House, College Park, MD, 1966-70
- 3—Georgia Dome, Atlanta, 2002-13
- 2—Hubert H. Humphrey Metrodome, Minneapolis, 1991-2001
- 2—L.A. Sports Arena, Los Angeles, 1968-72
- 2—St. Louis Arena, St. Louis, 1973-78
- 2—Spectrum, Philadelphia, 1976-81

TOURNAMENT GAMES BY CITY

- 128—Kansas City, MO, 1940-2013
- 105—Dayton, OH, 1970-2014
- 92—Salt Lake City, 1968-2013
- 88—Indianapolis, 1940-2014
- 86—Charlotte, NC, 1958-2011
- 85—Atlanta, 1977-2013
- 83—Philadelphia, 1939-2013
- 79—New York, 1943-2014
- 76—Lexington, KY, 1955-2013
- 63—Greensboro, NC, 1974-2012

REGIONAL CHAMPIONSHIP GAMES BY CITY

- 17—Kansas City, MO, 1940-95
- 11—East Rutherford, NJ, 1986-2007
- 11—Lexington, KY, 1957-2002
- 10—New York, 1943-2014
- 9—St. Louis, 1982-2012
- 8—Atlanta, 1981-2012
- 8—Charlotte, NC, 1958-2008
- 8—Corvallis, OR, 1952-67
- 8—Lawrence, KS, 1956-78
- 8—Philadelphia, 1939-2001
- 8—Raleigh, NC, 1951-82

NATIONAL CHAMPIONSHIP GAMES BY CITY

- 10—Kansas City, MO, 1940-88
- 7—New York, 1943-50
- 6—Indianapolis, 1980-2010
- 6—Louisville, KY, 1958-69
- 5—New Orleans, 1982-2012
- 5—Seattle, 1949-95
- 4—Atlanta, 1977-2013
- 3—Minneapolis, 1951-2001
- 3—St. Louis, 1973-2005
- 3—San Antonio, 1998-2008

TOURNAMENT GAMES BY STATE

- 239—North Carolina, 1951-2014
- 178—Missouri, 1940-2014
- 177—California, 1939-2014
- 176—Texas, 1957-2014
- 172—New York, 1943-2014
- 169—Ohio, 1957-2014
- 147—Utah, 1960-2013
- 138—Kentucky, 1955-2013
- 127—Indiana, 1940-2014
- 101—Pennsylvania, 1939-2013

REGIONAL CHAMPIONSHIP GAMES BY STATE

- 26—Missouri, 1940-2012
- 21—California, 1939-2014
- 19—North Carolina, 1952-2008
- 18—Texas, 1957-2013
- 17—Kansas, 1953-78
- 17—New York, 1943-2014
- 15—Kentucky, 1957-2002
- 12—New Jersey, 1986-2011
- 11—Utah, 1962-2010
- 10—Oregon, 1952-75

NATIONAL CHAMPIONSHIP GAMES BY STATE

- 13—Missouri, 1940-2005
- 7—Kentucky, 1958-85
- 7—New York, 1943-50
- 7—Texas, 1971-2014
- 6—Indiana, 1980-2010
- 5—Louisiana, 1982-2012
- 5—Washington, 1949-95
- 4—California, 1960-75
- 4—Georgia, 1977-2013
- 3—Minnesota, 1951-2001

Tournament Game Arenas By Site

G	S	Year	Round	City	Facility	Built	Capacity
ALABAMA							
3	2	1982	ME Rgnl	Birmingham	#Birmingham-Jefferson Civic Center	1976	17,500
4	2	1984	E 1st-2d	"	"	"	"
3	2	1985	SE Rgnl	"	"	"	"
6	3	1987	SE 1st-2d	"	"	"	"
3	2	1988	SE Rgnl	"	"	"	"
3	2	1997	SE Rgnl	"	"	"	"
3	2	1995	SE Rgnl	"	"	"	16,835
6	3	2000	S 1st-2d	"	"	"	"
6	3	2003	1st-2d	"	"	"	"
6	3	2008	1st-2d	"	"	"	16,045
4	2	1974	ME Rgnl	Tuscaloosa	Memorial Coliseum	1968	15,043
2	1	1975	ME 1st	"	"	"	"
4	2	1981	ME 1st-2d	"	"	"	"
					(now named Coleman Coliseum)		
ARIZONA							
3	2	2009	W Rgnl	Glendale	#University of Phoenix Stadium	2006	38,831
2	1	1975	W 1st	Tempe	University Activity Center	1974	14,287
2	1	1976	W 1st	"	"	"	"
2	1	1978	W 1st	"	"	"	"
4	2	1980	W 1st-2d	"	"	"	"
6	3	1992	W 1st-2d	"	"	"	"
6	3	1996	W 1st-2d	"	"	"	13,849
4	2	1974	W Rgnl	Tucson	McKale Center	1973	14,214
2	1	1977	W 1st	"	"	"	"
2	1	1979	W 2d	"	"	"	"
3	2	1980	W Rgnl	"	"	"	"
6	3	1987	W 1st-2d	"	"	"	13,124
6	3	1989	W 1st-2d	"	"	"	13,477
6	3	1991	W 1st-2d	"	"	"	"
6	3	1993	W 1st-2d	"	"	"	"
6	3	1997	W 1st-2d	"	"	"	14,428
6	3	2000	W 1st-2d	"	"	"	13,859
6	3	2005	1st-2d	"	"	"	13,751
6	3	2011	2d-3d	"	"	"	13,808
3	2	1999	W Rgnl	Phoenix	#America West Arena	1992	19,022
3	2	2004	Rgnl	"	"	"	18,711
3	2	2008	W Rgnl	"	#US Airways Center (name change)	"	18,103
3	2	2012	W Rgnl	"	"	"	18,330
ARKANSAS							
6	3	2008	1st-2d	North Little Rock	#Alltel Arena	1999	16,060
CALIFORNIA							
3	2	1998	W Rgnl	Anaheim	#Arrowhead Pond	1993	17,533
3	2	2001	W Rgnl	"	"	"	17,268
3	2	2003	W Rgnl	"	"	"	17,607
6	3	2008	1st-2d	"	#Honda Center (name change)	"	"
3	2	2011	W Rgnl	"	"	"	17,960
3	2	2014	W Rgnl	"	"	"	17,960
2	1	1958	W 1st	Berkeley	Harmon Arena	1933	6,450
6	3	1986	W 1st-2d	Long Beach	#Long Beach Arena	1965	12,000
6	3	1990	W 1st-2d	"	"	"	"
4	2	1968	Final Four	Los Angeles	#L.A. Sports Arena	1959	15,509
4	2	1972	Final Four	"	"	"	"
3	2	1994	W Rgnl	"	"	"	14,616
4	2	1966	W Rgnl	"	Pauley Pavilion	1965	12,543
4	2	1969	W Rgnl	"	"	"	"
4	2	1973	W Rgnl	"	"	"	"
3	2	1976	W Rgnl	"	"	"	"
4	2	1979	W 1st-2d	"	"	"	"
4	2	1981	W 1st-2d	"	"	"	"
3	2	1984	W Rgnl	"	"	"	"
6	3	1988	W 1st-2d	"	"	"	"
3	2	2013	W Rgnl	"	#Staples Center	1999	19,079
3	2	1990	W Rgnl	Oakland	#Oakland-Alameda County Coliseum	1966	15,000
3	2	1995	W Rgnl	"	"	"	15,039
3	2	2006	Rgnl	"	Oakland Arena (name change)	"	19,243
1	1	1953	W-2 1st	Palo Alto	Old Pavilion	1922	3,000
6	3	1994	W 1st-2d	Sacramento	#Arco Arena	1981	16,418
6	3	1998	W 1st-2d	"	"	"	16,621
6	3	2002	1st-2d	"	"	"	16,250
6	3	2007	1st-2d	"	"	"	16,127
					(now named Sleep Train Arena)		
4	2	1975	Final Four	San Diego	#San Diego Sports Arena	1967	13,741
6	3	2001	W 1st-2d	"	Cox Arena at Aztec Bowl	1997	12,200
6	3	2006	1st-2d	"	"	"	11,686
6	3	2014	2d-3d	"	Viejas Arena at Aztec Bowl (name change)	"	11,686
4	2	1939	Wn Rgnl	San Francisco	#California Coliseum	1938	9,476
2	1	1955	W-2 1st	"	#Cow Palace	1941	14,500
4	2	1958	W Rgnl	"	"	"	"

G	S	Year	Round	City	Facility	Built	Capacity
4	2	1959	W Rgnl	"	"		"
1	1	1960	W 1st	"	"		"
4	2	1960	Final Four	"	"		"
3	2	1997	W Rgnl	San Jose	#San Jose Arena	1993	18,543
3	2	2002	W Rgnl	"	#Compaq Center (name change)		18,150
3	2	2007	W Rgnl	"	#HP Pavilion (name change)		18,094
6	3	2010	1st-2d	"	"		18,500
6	3	2013	2d-3d	"	"		18,543
COLORADO							
3	2	1985	W Rgnl	Denver	#McNichols Sports Arena	1974	17,022
3	2	1989	W Rgnl	"	"		"
3	2	1990	Final Four	"	"		"
3	2	1996	W Rgnl	"	"		"
6	3	1999	W 1st-2d	"	"		18,707
6	3	2004	1st-2d	"	#Pepsi Center	1999	19,555
6	3	2008	1st-2d	"	"		18,798
6	3	2011	2d-3d	"	"		19,533
2	1	1967	MW,W 1st	Fort Collins	Moby Arena	1966	9,001
CONNECTICUT							
4	2	1983	E 1st-2d	Hartford	#Hartford Civic Center	1975	16,016
6	3	1985	E 1st-2d	"	"		"
6	3	1988	E 1st-2d	"	"		"
6	3	1990	E 1st-2d	"	"		"
6	3	1998	E 1st-2d	"	"		"
(now named XL Center)							
DISTRICT OF COLUMBIA							
6	3	1998	E 1st-2d	Washington	#MCI Center	1997	19,288
6	3	2002	1st-2d	"	"		19,369
3	2	2006	Rgnl	"	"		19,300
6	3	2008	1st-2d	"	#Verizon Center (name change)		18,400
6	3	2011	2d-3d	"	"		18,725
3	2	2013	E Rgnl	"	"		20,290
FLORIDA							
6	3	2006	1st-2d	Jacksonville	Veterans Memorial Arena	2003	13,663
6	3	2010	1st-2d	"	"		15,000
3	2	1994	E Rgnl	Miami	#Miami Arena	1988	15,308
6	3	2009	1st-2d	"	#American Airlines Arena	1999	17,930
6	3	1993	SE 1st-2d	Orlando	#Orlando Arena	1989	14,910
6	3	1996	SE 1st-2d	"	"		16,894
6	3	1999	South 1st-2d	"	"		17,164
6	3	2004	1st-2d	"	#TD Waterhouse Centre (name change)		16,494
6	3	2014	2d-3d	"	#Amway Center	2010	18,846
6	3	1994	SE 1st-2d	St. Petersburg	#ThunderDome	1990	22,665
3	2	1998	South Rgnl	"	#Tropicana Field (name change)		40,589
3	2	1999	Final Four	"	"		41,340
6	3	1995	SE 1st-2d	Tallahassee	#Tallahassee-Leon County Civic Center	1981	13,000
4	2	1983	ME 1st-2d	Tampa	USF Sun Dome	1980	10,347
6	3	2003	1st-2d	"	#Ice Palace Arena	1996	21,817
6	3	2008	1st-2d	"	#St. Pete Times Forum (name change)		20,814
6	3	2011	2d-3d	"	"		21,865
GEORGIA							
4	2	1971	ME Rgnl	Athens	Georgia Coliseum	1964	11,200
4	2	1977	Final Four	Atlanta	#Omni	1972	16,271
3	2	1981	E Rgnl	"	"		"
3	2	1984	E Rgnl	"	"		"
6	3	1985	E 1st-2d	"	"		"
3	2	1986	SE Rgnl	"	"		"
6	3	1987	SE 1st-2d	"	"		"
6	3	1988	SE 1st-2d	"	"		"
6	3	1989	SE 1st-2d	"	"		"
6	3	1990	E 1st-2d	"	"		"
6	3	1991	SE 1st-2d	"	"		"
6	3	1992	SE 1st-2d	"	"		"
3	2	1996	E Rgnl	"	#Georgia Dome	1992	40,628
6	3	1998	South 1st-2d	"	"		26,700
3	2	2001	South Rgnl	"	"		50,644
3	2	2002	Final Four	"	"		52,647
3	2	2004	Rgnl	"	"		44,422
3	2	2006	Rgnl	"	"		36,375
3	2	2007	Final Four	"	"		51,458
3	2	2012	S Rgnl	"	"		41,650
3	2	2013	Final Four	"	"		75,350
IDAHO							
4	2	1983	W 1st-2d	Boise	BSU Pavilion	1982	12,200
6	3	1989	W 1st-2d	"	"		"
6	3	1992	W 1st-2d	"	"		"
6	3	1995	W 1st-2d	"	"		12,375
6	3	1998	W 1st-2d	"	"		11,900
6	3	2001	W 1st-2d	"	"		12,375
6	3	2005	1st-2d	"	"		12,009
6	3	2009	1st-2d	"	Taco Bell Arena (name change)		12,194

G	S	Year	Round	City	Facility	Built	Capacity
1	1	1957	W 1st	Pocatello	ISU Gymnasium (now named Reed Gym)	1948	3,500
2	1	1972	W 1st	"	ISU Minidome	1969	12,000
2	1	1974	W 1st	"	"	"	"
2	1	1977	W 1st	"	"	"	"
					(now named Holt Arena)		
ILLINOIS							
2	1	1969	ME 1st	Carbondale	SIU Arena	1964	10,014
1	1	1960	MW 1st	Chicago	Alumni Arena	1956	5,308
4	2	1952	E-2 Rgnl	"	#Chicago Stadium	1929	17,458
4	2	1953	E-2 Rgnl	"	"	"	"
6	3	1998	MW 1st-2d	"	#United Center	1994	22,579
6	3	2002	1st-2d	"	"	"	21,300
6	3	2007	1st-2d	"	"	"	22,767
6	3	2011	2d-3d	"	"	"	20,062
1	1	1939	CH	Evanston	Patten Gym	1910	6,000
4	2	1955	E-2 Rgnl	"	McGaw Hall	1952	10,500
4	2	1956	Final Four	"	"	"	"
2	1	1958	ME 1st	"	"	"	"
4	2	1959	ME Rgnl	"	"	"	"
2	1	1963	ME 1st	"	"	"	"
2	1	1964	ME 1st	"	"	"	"
4	2	1967	ME Rgnl	"	"	"	"
					(now named Welsh-Ryan Arena/McGaw Hall)		
1	1	1954	W-1 1st	Peoria	Robertson Memorial Field House	1949	7,300
6	3	1987	MW 1st-2d	Rosemont	#Rosemont Horizon	1980	17,500
6	3	1993	MW 1st-2d	"	"	"	"
3	2	2005	Rgnl	"	#Allstate Arena (name change)	"	16,957
INDIANA							
2	1	1977	ME 1st	Bloomington	Assembly Hall	1971	17,357
2	1	1979	ME 2d	"	"	"	"
3	2	1981	ME Rgnl	"	"	"	"
4	2	1983	ME 1st-2d	Evansville	#Roberts Municipal Stadium	1956	11,096
2	1	1953	E-2 1st	Fort Wayne	#Allen County Coliseum	1952	9,500
2	1	1954	E-2 1st	"	"	"	"
2	1	1956	ME 1st	"	"	"	"
3	2	1940	En Rgnl	Indianapolis	Butler Field House (now named Hinkle Field House)	1928	15,000
2	1	1978	ME 1st	"	#Market Square Arena	1974	17,000
3	2	1979	ME Rgnl	"	"	"	"
4	2	1980	Final Four	"	"	"	"
4	2	1982	ME 1st-2d	"	"	"	"
6	3	1987	MW 1st-2d	"	#Hoosier Dome	1984	47,100
6	3	1989	MW 1st-2d	"	"	"	"
6	3	1990	MW 1st-2d	"	"	"	"
3	2	1991	Final Four	"	"	"	"
6	3	1993	MW 1st-2d	"	"	"	"
6	3	1996	SE 1st-2d	"	#RCA Dome (name change)	"	40,868
3	2	1997	Final Four	"	"	"	47,028
6	3	1999	South 1st-2d	"	"	"	37,900
3	2	2000	Final Four	"	"	"	43,116
6	3	2003	1st-2d	"	"	"	37,004
6	3	2005	1st-2d	"	"	"	37,565
3	2	2006	Final Four	"	"	"	43,822
3	2	2009	MW Rgnl	"	#Lucas Oil Stadium	2008	39,221
3	2	2010	Final Four	"	"	"	70,930
3	2	2013	MW Rgnl	"	"	"	36,000
3	2	2014	MW Rgnl	"	"	"	40,000
2	1	1971	ME 1st	South Bend	Athletic & Convocation Center	1968	11,350
2	1	1976	ME 1st	"	"	"	"
6	3	1985	SE 1st-2d	"	"	"	"
6	3	1988	MW 1st-2d	"	The Joyce Center (name change)	"	"
2	1	1974	ME 1st	Terre Haute	Hulman Center	1973	10,200
4	2	1980	ME 1st-2d	West Lafayette	Mackey Arena	1967	14,123
IOWA							
4	2	1972	MW Rgnl	Ames	James Hilton Coliseum	1971	14,020
4	2	1954	E-2 Rgnl	Iowa City	Iowa Field House	1927	13,500
4	2	1956	MW Rgnl	"	"	"	"
4	2	1962	ME Rgnl	"	"	"	"
4	2	1966	ME Rgnl	"	"	"	"
KANSAS							
4	2	1956	MW Rgnl	Lawrence	Allen Field House	1955	15,200
4	2	1958	MW Rgnl	"	"	"	"
4	2	1959	MW Rgnl	"	"	"	"
4	2	1961	MW Rgnl	"	"	"	"
4	2	1963	MW Rgnl	"	"	"	"
4	2	1967	MW Rgnl	"	"	"	"
4	2	1970	MW Rgnl	"	"	"	"
2	1	1976	MW 1st	"	"	"	"
3	2	1978	MW Rgnl	"	"	"	"
4	2	1979	MW 1st-2d	"	"	"	"
4	2	1953	W-1 Rgnl	Manhattan	Ahearn Field House	1951	12,500
4	2	1955	W-1 Rgnl	"	"	"	"
4	2	1960	MW Rgnl	"	"	"	"

G	S	Year	Round	City	Facility	Built	Capacity
4	2	1962	MW Rgnl	"	"		"
4	2	1965	MW Rgnl	"	"		"
4	2	1969	MW Rgnl	"	"		"
2	1	1956	MW 1st	Wichita	Levitt Arena	1955	10,716
4	2	1964	MW Rgnl	"	"		10,666
2	1	1966	MW,W 1st	"	"		"
4	2	1968	MW Rgnl	"	"		"
4	2	1971	MW Rgnl	"	"		"
2	1	1973	MW 1st	"	"		"
2	1	1978	MW 1st	"	"		"
4	2	1981	MW 1st-2d	"	"		"
6	3	1994	MW 1st-2d	"	#Kansas Coliseum	1978	10,086
KENTUCKY							
2	1	1965	ME 1st	Bowling Green	E.A. Diddle Arena	1963	8,500
4	2	1980	ME 1st-2d	"	"		12,370
2	1	1955	E-2 1st	Lexington	Memorial Coliseum	1950	11,500
4	2	1957	ME Rgnl	"	"		"
4	2	1958	ME Rgnl	"	"		"
2	1	1959	ME 1st	"	"		"
2	1	1960	ME 1st	"	"		"
2	1	1962	ME 1st	"	"		"
4	2	1965	ME Rgnl	"	"		"
2	1	1967	ME 1st	"	"		"
4	2	1968	ME Rgnl	"	"		"
2	1	1975	ME 1st	"	"		"
3	2	1977	ME Rgnl	"	#Rupp Arena	1976	23,000
3	2	1980	ME Rgnl	"	"		"
3	2	1984	ME Rgnl	"	"		"
3	2	1985	Final Four	"	"		"
3	2	1989	SE Rgnl	"	"		"
3	2	1992	SE Rgnl	"	"		"
6	3	1994	SE 1st-2d	"	"		22,564
3	2	1996	SE Rgnl	"	"		23,890
6	3	1998	South 1st-2d	"	"		22,700
3	2	2002	South Rgnl	"	"		22,095
6	3	2007	1st-2d	"	"		21,947
6	3	2013	2d-3d	"	"		23,000
4	2	1958	Final Four	Louisville	#Freedom Hall	1956	17,865
4	2	1959	Final Four	"	"		18,750
4	2	1960	ME Rgnl	"	"		"
6	3	1961	ME 1st-Rgnl	"	"		18,000
4	2	1962	Final Four	"	"		"
4	2	1963	Final Four	"	"		"
4	2	1967	Final Four	"	"		18,800
4	2	1969	Final Four	"	"		"
3	2	1976	MW Rgnl	"	"		16,433
4	2	1983	MW 1st-2d	"	"		16,613
3	2	1987	SE Rgnl	"	"		19,865
6	3	1991	SE 1st-2d	"	"		18,946
6	3	2012	2d-3d	"	KFC Yum! Center	2010	22,028
LOUISIANA							
3	2	1976	ME Rgnl	Baton Rouge	Assembly Center	1971	14,327
2	1	1977	ME 1st	"	"		14,327
6	3	1986	ME 1st-2d	"	"		14,236
4	2	1942	En Rgnl	New Orleans	Tulane Gym (now named Fogelman Arena)	1933	3,000
3	2	1981	MW Rgnl	"	#Louisiana Superdome	1975	64,959
3	2	1982	Final Four	"	"		"
3	2	1987	Final Four	"	"		"
3	2	1990	SE Rgnl	"	"		"
3	2	1993	Final Four	"	"		64,151
6	3	1999	MW 1st-2d	"	"		24,912
6	3	2001	South 1st-2d	"	"		"
3	2	2003	Final Four	"	"		54,432
3	2	2012	Final Four	"	#Mercedes-Benz Superdome (name change)		73,361
6	3	2007	1st-2d	"	#New Orleans Arena	1999	18,363
6	3	2010	1st-2d	"	"		18,500
3	2	2011	SE Rgnl	"	"		18,318
MARYLAND							
6	3	1995	E 1st-2d	Baltimore	#Baltimore Arena	1962	12,959
4	2	1962	E Rgnl	College Park	Cole Field House	1955	14,500
4	2	1963	E Rgnl	"	"		"
4	2	1965	E Rgnl	"	"		"
4	2	1966	Final Four	"	"		"
4	2	1967	E Rgnl	"	"		"
2	1	1968	E 1st	"	"		"
4	2	1969	E Rgnl	"	"		"
4	2	1970	Final Four	"	"		"
3	2	1977	E Rgnl	"	"		"
6	3	1991	E 1st-2d	"	"		"
6	3	1994	E 1st-2d	Landover	#USAir Arena	1973	19,611
MASSACHUSETTS							
6	3	1999	E 1st-2d	Boston	#FleetCenter	1995	18,800
6	3	2003	1st-2d	"	"		18,389
3	2	2009	E Rgnl	"	#TD Banknorth Garden (name change)		19,169
3	2	2012	E Rgnl	"	#TD Garden (name change)		19,308

G	S	Year	Round	City	Facility	Built	Capacity
6	3	1992	E 1st-2d	Worcester	#Centrum	1983	13,452
6	3	2005	1st-2d	"	"		13,008
						(now named DCU Center)	
MICHIGAN							
6	3	1997	MW 1st-2d	Auburn Hills	#Palace of Auburn Hills	1988	21,020
3	2	2000	MW Rgnl	"	"		21,214
6	3	2006	1st-2d	"	"		23,585
6	3	2013	2d-3d	"	"		22,076
3	2	2008	MW Rgnl	Detroit	#Ford Field	2002	78,000
3	2	2009	Final Four	"	"		72,500
4	2	1963	ME Rgnl	East Lansing	Jenison Field House	1940	12,500
3	2	1988	MW Rgnl	Pontiac	#Pontiac Silverdome	1975	36,000
3	2	1991	MW Rgnl	"	"		"
MINNESOTA							
2	1	1951	CH-N3d	Minneapolis	Williams Arena	1928	18,052
4	2	1964	ME Rgnl	"	"		"
6	3	1986	MW 1st-2d	"	#Hubert H. Humphrey Metrodome	1982	35,000
3	2	1989	MW Rgnl	"	"		"
6	3	1991	MW 1st-2d	"	"		"
3	2	1992	Final Four	"	"		"
3	2	1996	MW Rgnl	"	"		"
6	3	2000	MW 1st-2d	"	"		"
3	2	2001	Final Four	"	"		45,994
3	2	2003	MW Rgnl	"	"		38,296
3	2	2006	Rgnl	"	"		33,000
6	3	2009	1st-2d	"	"		25,957
MISSOURI							
5	3	1940	Wn Rgnl-CH	Kansas City	#Municipal Auditorium	1935	10,500
5	3	1941	Wn Rgnl-CH	"	"		"
5	3	1942	Wn Rgnl-CH	"	"		"
4	2	1943	Wn Rgnl	"	"		"
4	2	1944	Wn Rgnl	"	"		"
4	2	1945	Wn Rgnl	"	"		"
4	2	1946	Wn Rgnl	"	"		"
4	2	1947	Wn Rgnl	"	"		"
4	2	1948	Wn Rgnl	"	"		"
4	2	1949	Wn Rgnl	"	"		"
4	2	1950	Wn Rgnl	"	"		"
8	4	1951	W 1st-Rgnl	"	"		"
4	2	1952	W-1 Rgnl	"	"		"
4	2	1953	Final Four	"	"		"
4	2	1954	Final Four	"	"		"
4	2	1955	Final Four	"	"		"
4	2	1957	Final Four	"	"		"
4	2	1961	Final Four	"	"		"
4	2	1964	Final Four	"	"		"
3	2	1983	MW Rgnl	"	#Kemper Arena	1975	17,153
3	2	1986	MW Rgnl	"	"		"
3	2	1988	Final Four	"	"		"
3	2	1992	MW Rgnl	"	"		"
3	2	1995	MW Rgnl	"	"		16,668
6	3	1997	MW 1st-2d	"	"		"
6	3	2001	MW 1st-2d	"	"		17,484
6	3	2004	1st-2d	"	"		17,663
6	3	2009	1st-2d	"	#Sprint Center	2007	18,381
6	3	2013	2d-3d	"	"		18,972
4	2	1973	Final Four	St. Louis	#St. Louis Arena	1929	18,500
4	2	1978	Final Four	"	#Checkerdome (name change)		"
3	2	1982	MW Rgnl	"	"		"
3	2	1984	MW Rgnl	"	#Arena (name changed back)		"
3	2	1993	MW Rgnl	"	"		"
3	2	1998	MW Rgnl	"	#Kiel Center	1994	22,172
6	3	2014	2d-3d	"	Scottrade Center (name change)		22,000
3	2	1999	MW Rgnl	"	#Trans World Dome	1995	37,542
6	3	2002	1st-2d	"	"		30,000
3	2	2004	Rgnl	"	#Edward Jones Dome (name change)		38,459
3	2	2005	Final Four	"	"		47,262
3	2	2007	MW Rgnl	"	"		40,645
3	2	2010	MW Rgnl	"	"		"
3	2	2012	MW Rgnl	"	"		26,265
NEBRASKA							
4	2	1980	MW 1st-2d	Lincoln	Bob Devaney Sports Center	1976	14,478
4	2	1984	MW 1st-2d	"	"		"
6	3	1988	MW 1st-2d	"	"		"
2	1	1977	MW 1st	Omaha	#Omaha Civic Auditorium	1954	9,373
6	3	2008	1st-2d	"	#Qwest Center Omaha	2003	17,137
6	3	2012	2d-3d	"	#CenturyLink Center Omaha (name change)		17,301
NEW JERSEY							
4	2	1984	E 1st-2d	East Rutherford	#Meadowlands Arena	1981	20,149
3	2	1986	E Rgnl	"	"		"
3	2	1987	E Rgnl	"	"		"
3	2	1988	E Rgnl	"	"		"
3	2	1989	E Rgnl	"	"		"
3	2	1990	E Rgnl	"	"		"
3	2	1991	E Rgnl	"	"		"
3	2	1993	E Rgnl	"	"		"

G	S	Year	Round	City	Facility	Built	Capacity
3	2	1995	E Rgnl	"	"		19,761
3	2	1996	Final Four	"	#Continental Airlines Arena (name change)		19,229
3	2	1999	E Rgnl	"	"		19,557
3	2	2004	E Rgnl	"	"		"
3	2	2007	E Rgnl	"	"		"
					(now named IZOD Center)		
3	2	2011	E Rgnl	Newark	#Prudential Center	2007	19,973
1	1	1970	E 1st	Princeton	Jadwin Gymnasium	1969	7,550
1	1	1972	E 1st	"	"		"
NEW MEXICO							
4	2	1968	W Rgnl	Albuquerque	University Arena	1966	14,831
3	2	1978	W Rgnl	"	"		17,126
3	2	1983	Final Four	"	"		"
6	3	1985	W 1st-2d	"	"		"
3	2	1992	W Rgnl	"	"		"
6	3	1996	W 1st-2d	"	"		"
3	2	2000	W Rgnl	"	"		16,004
6	3	2002	1st-2d	"	"		15,868
3	2	2005	Rgnl	"	"		15,763
6	3	2012	2d-3d	"	"		13,893
1	1	1959	W 1st	Las Cruces	Las Cruces HS Gym	1958	5,000
2	1	1969	W 1st	"	Pan American Center	1968	13,222
2	1	1972	MW 1st	"	"		"
4	2	1975	MW Rgnl	"	"		"
NEW YORK							
6	3	1995	E 1st-2d	Albany	#Knickerbocker Arena	1990	14,820
3	2	2003	E Rgnl	"	#Pepsi Arena (name change) (now named Times Union Center)		15,229
2	1	1954	E-1 1st	Buffalo	#Buffalo Memorial Auditorium	1936	13,900
6	3	2000	E 1st-2d	"	#Marine Midland Arena	1996	19,357
6	3	2004	1st-2d	"	#HSBC Arena (name change)		18,704
6	3	2010	1st-2d	"	"		19,200
4	2	2012	1st	"	First Niagara Center (name change)"		12,879
6	3	2014	2d-3d	"	"		19,200
1	1	1970	E 1st	Jamaica	Alumni Hall	1962	6,000
1	1	1971	E 1st	"	"		"
1	1	1972	E 1st	"	"		"
1	1	1973	E 1st	"	"		"
1	1	1974	E 1st	"	"		"
5	3	1943	En Rgnl-CH	New York City	#Madison Square Garden	1925	18,479
5	3	1944	En Rgnl-CH	"	"		"
5	3	1945	En Rgnl-CH	"	"		"
6	3	1946	En Rgnl-CH-N3d	"	"		"
6	3	1947	En Rgnl-CH-N3d	"	"		"
6	3	1948	En Rgnl-CH-N3d	"	"		"
4	2	1949	En Rgnl	"	"		"
6	3	1950	En Rgnl-CH-N3d	"	"		"
6	3	1951	E 1st-Rgnl	"	"		"
3	1	1955	E-1 1st TH	"	"		"
4	2	1956	E 1st	"	"		"
3	1	1957	E 1st TH	"	"		"
3	1	1958	E 1st TH	"	"		"
3	1	1959	E 1st TH	"	"		"
3	1	1960	E 1st TH	"	"		"
3	1	1961	E 1st TH	"	"		"
3	2	2014	E Rgnl	"	"		19,812
3	2	1983	E Rgnl	Syracuse	Carrier Dome	1980	33,000
6	3	1986	E 1st-2d	"	"		"
6	3	1987	E 1st-2d	"	"		"
6	3	1991	E 1st-2d	"	"		"
6	3	1993	E 1st-2d	"	"		"
3	2	1997	E Rgnl	"	"		32,048
3	2	2000	E Rgnl	"	"		31,805
3	2	2002	E Rgnl	"	"		"
3	2	2005	Rgnl	"	"		"
3	2	2010	E Rgnl	"	"		"
4	2	1982	E 1st-2d	Uniondale	#Nassau Coliseum	1972	16,547
6	3	1994	E 1st-2d	"	"		15,510
6	3	2001	E 1st-2d	"	"		16,115
NORTH CAROLINA							
6	3	1988	E 1st-2d	Chapel Hill	Dean E. Smith Center	1986	21,444
4	2	1958	E Rgnl	Charlotte	#Charlotte Coliseum I	1951	11,666
4	2	1959	E Rgnl	"	"		"
4	2	1960	E Rgnl	"	"		"
4	2	1961	E Rgnl	"	"		"
4	2	1973	E Rgnl	"	"		"
2	1	1975	E 1st	"	"		"
2	1	1976	E 1st	"	"		"
2	1	1978	E 1st	"	"		"
4	2	1981	E 1st-2d	"	"		"
4	2	1982	E 1st-2d	"	"		"
4	2	1984	E 1st-2d	"	"		"
6	3	1986	SE 1st-2d	"	"		"
6	3	1987	E 1st-2d	"	"		"
					(now named Bojangles' Coliseum)		
3	2	1991	SE Rgnl	"	#Charlotte Coliseum II	1988	23,339
3	2	1993	SE Rgnl	"	"		"

G	S	Year	Round	City	Facility	Built	Capacity
3	2	1994	Final Four	"	"		22,876
6	3	1997	SE 1st-2d	"	"		22,806
6	3	1999	E 1st-2d	"	"		"
6	3	2005	1st-2d	"	"		23,207
3	2	2008	E Rgnl	"	#Charlotte Bobcats Arena	2005	19,092
6	3	2011	2d-3d	"	Time Warner Cable Arena (name change)		18,980
1	1	1954	E-1 1st	Durham	Cameron Indoor Stadium	1939	8,564
4	2	1974	Final Four	Greensboro	#Greensboro Coliseum	1959	16,000
3	2	1976	E Rgnl	"	"		"
3	2	1979	E Rgnl	"	"		"
4	2	1980	E 1st-2d	"	"		"
4	2	1983	E 1st-2d	"	"		"
6	3	1986	E 1st-2d	"	"		"
6	3	1989	E 1st-2d	"	"		"
6	3	1992	E 1st-2d	"	"		"
3	2	1998	E Rgnl	"	"		23,235
6	3	2001	E 1st-2d	"	"		"
6	3	2006	1st-2d	"	"		22,447
6	3	2009	1st-2d	"	"		22,404
6	3	2012	2d-3d	"	"		18,706
2	1	1951	E 1st	Raleigh	William Neal Reynolds Coliseum	1949	12,400
4	2	1952	E-1 Rgnl	"	"		"
4	2	1953	E-1 Rgnl	"	"		"
4	2	1964	E Rgnl	"	"		"
4	2	1966	E Rgnl	"	"		"
4	2	1968	E Rgnl	"	"		"
2	1	1969	E 1st	"	"		"
4	2	1971	E Rgnl	"	"		"
4	2	1974	E Rgnl	"	"		"
2	1	1977	E 1st	"	"		"
4	2	1979	E 1st-2d	"	"		"
3	2	1982	E Rgnl	"	"		"
6	3	2004	1st-2d	"	#RBC Center	1999	19,722
6	3	2008	1st-2d	"	"		19,477
6	3	2014	2d-3d	"	PNC Arena (name change)		19,477
6	3	1993	E 1st-2d	Winston-Salem	#Lawrence Joel Veterans Memorial Coliseum	1989	14,407
6	3	1997	E 1st-2d	"	"		14,368
6	3	2000	E 1st-2d	"	"		14,252
6	3	2007	1st-2d	"	"		14,148
OHIO							
3	2	1979	MW Rgnl	Cincinnati	#Riverfront Coliseum	1975	16,562
3	2	1987	MW Rgnl	"	"		"
6	3	1988	SE 1st-2d	"	"		"
6	3	1992	SE 1st-2d	"	"		"
						(now named U.S. Bank Arena)	
6	3	2000	MW 1st-2d	Cleveland	CSU Convocation Center	1991	13,374
6	3	2005	1st-2d	"	"		13,311
6	3	2011	2d-3d	"	Quicken Loans Arena	1994	20,164
2	1	1957	ME 1st	Columbus	St. John Arena	1956	13,489
4	2	1970	ME Rgnl	"	"		"
6	3	2004	1st-2d	"	#Nationwide Arena	2000	19,588
6	3	2007	1st-2d	"	"		19,916
6	3	2012	2d-3d	"	"		19,483
2	1	1970	ME 1st	Dayton	University of Dayton Arena	1969	13,455
4	2	1972	ME Rgnl	"	"		"
2	1	1973	ME 1st	"	"		"
4	2	1975	ME Rgnl	"	"		"
2	1	1976	ME 1st	"	"		"
3	2	1978	ME Rgnl	"	"		"
4	2	1981	ME 1st-2d	"	"		"
2	1	1983	OR	"	"		"
2	1	1984	OR	"	"		"
6	3	1985	SE 1st-2d	"	"		"
6	3	1986	MW 1st-2d	"	"		"
6	3	1991	MW 1st-2d	"	"		"
6	3	1992	MW 1st-2d	"	"		"
6	3	1995	MW 1st-2d	"	"		"
7	4	2001	MW OR, 1st-2d	"	"		"
1	1	2002	OR	"	"		12,837
1	1	2003	OR	"	"		"
1	1	2004	OR	"	"		"
1	1	2005	OR	"	"		"
7	4	2006	OR, 1st-2d	"	"		12,945
1	1	2007	OR	"	"		"
1	1	2008	OR	"	"		12,837
7	4	2009	OR, 1st-2d	"	"		12,591
1	1	2010	OR	"	"		"
4	2	2011	1st	"	"		13,200
4	2	2012	1st	"	"		12,879
10	5	2013	1st-2d-3d	"	"		13,266
4	2	2014	1st	"	"		"
2	1	1966	ME 1st	Kent	Memorial Gymnasium	1950	6,034
2	1	1968	ME 1st	"	"		"
OKLAHOMA							
1	1	1955	W-1 1st	El Reno	Thunderbird Coliseum	1954	4,000
2	1	1977	MW 1st	Norman	Lloyd Noble Center	1975	10,871
1	1	1957	MW 1st	Oklahoma City	Capitol Hill HS Arena	1953	4,000
3	2	1977	MW Rgnl	"	#Myriad Convention Center	1974	15,200

G	S	Year	Round	City	Facility	Built	Capacity
6	3	1994	MW 1st-2d	"	"		13,268
6	3	1998	MW 1st-2d	"	"		"
6	3	2003	1st-2d	"	#Ford Center	2002	18,462
6	3	2005	1st-2d	"	"		18,567
6	3	2010	1st-2d	"	"		18,203
4	2	1954	W-1 Rgnl	Stillwater	Gallagher Hall	1938	7,400
1	1	1958	MW 1st	"	"		"
4	2	1974	MW Rgnl	Tulsa	Mabee Center	1972	10,575
2	1	1975	MW 1st	"	"		"
2	1	1978	MW 1st	"	"		"
4	2	1982	MW 1st-2d	"	"		"
6	3	1985	MW 1st-2d	"	"		"
6	3	2011	2d-3d	"	BOK Center	2008	17,966
OREGON							
4	2	1952	W-2 Rgnl	Corvallis	Gill Coliseum	1949	10,000
4	2	1953	W-2 Rgnl	"	"		"
6	3	1954	W-2 1st-Rgnl	"	"		"
4	2	1955	W-2 Rgnl	"	"		"
4	2	1956	FW Rgnl	"	"		"
4	2	1957	W Rgnl	"	"		"
1	1	1960	W 1st	"	"		"
2	1	1962	W 1st	"	"		"
4	2	1964	W Rgnl	"	"		"
4	2	1967	W Rgnl	"	"		"
4	2	1983	W 1st-2d	"	"		"
2	1	1963	W 1st	Eugene	McArthur Court	1926	10,099
2	1	1964	W 1st	"	"		"
2	1	1976	W 1st	"	"		"
2	1	1978	W 1st	"	"		"
1	1	1959	W 1st	Portland	#Pacific International Livestock Pavilion (now named Pacific Exposition Center)	1919	4,200
6	3	1961	W 1st-Rgnl	"	#Memorial Coliseum	1960	12,666
4	2	1965	Final Four	"	"		"
4	2	1975	W Rgnl	"	"		"
6	3	2009	1st-2d	"	#Rose Garden	1995	19,570
6	3	2012	2d-3d	"	"		19,783
PENNSYLVANIA							
3	2	1939	En Rgnl	Philadelphia	Palestra	1927	9,200
2	1	1953	E-1 1st	"	"		"
4	2	1954	E-1 Rgnl	"	"		"
4	2	1955	E-1 Rgnl	"	"		"
4	2	1956	E Rgnl	"	"		"
4	2	1957	E Rgnl	"	"		"
3	1	1962	E 1st TH	"	"		"
3	1	1963	E 1st TH	"	"		"
3	1	1964	E 1st TH	"	"		"
3	1	1965	E 1st TH	"	"		"
1	1	1970	E 1st	"	"		"
1	1	1971	E 1st	"	"		"
1	1	1973	E 1st	"	"		"
1	1	1974	E 1st	"	"		"
2	1	1975	E 1st	"	"		"
2	1	1977	E 1st	"	"		"
2	1	1978	E 1st	"	"		"
2	1	1983	OR	"	"		"
3	1	1984	OR TH	"	"		"
4	2	1976	Final Four	"	#Spectrum	1967	17,937
3	2	1980	E Rgnl	"	"		"
4	2	1981	Final Four	"	"		"
3	2	1992	E Rgnl	"	"		"
3	2	2001	E Rgnl	"	#First Union Center	1996	20,060
6	3	2006	1st-2d	"	#Wachovia Center (name change)		19,990
6	3	2009	1st-2d	"	"		18,178
6	3	2013	2d-3d	"	#Wells Fargo Center (name change)		20,328
6	3	1997	E 1st-2d	Pittsburgh	#Civic Arena	1961	17,509
6	3	2002	1st-2d	"	#Mellon Arena (name change)		16,960
6	3	2012	2d-3d	"	#Consol Energy Center	2010	18,608
RHODE ISLAND							
1	1	1967	E 1st	Kingston	Keaney Gymnasium	1953	5,000
1	1	1968	E 1st	"	"		"
1	1	1969	E 1st	"	"		"
4	2	1975	E Rgnl	Providence	#Providence Civic Center	1972	12,155
2	1	1976	E 1st	"	"		"
3	2	1978	E Rgnl	"	"		"
2	1	1979	E 2d	"	"		"
4	2	1980	E 1st-2d	"	"		"
4	2	1981	E 1st-2d	"	"		"
3	2	1985	E Rgnl	"	"		"
6	3	1989	E 1st-2d	"	"		13,100
6	3	1996	E 1st-2d	"	"		11,931
6	3	2010	1st-2d	"	Dunkin' Donuts Center (name change)		13,106
SOUTH CAROLINA							
4	2	1970	E Rgnl	Columbia	Carolina Coliseum	1968	12,401
6	3	2002	1st-2d	Greenville	#BI-LO Center	1998	13,998
TENNESSEE							
2	1	1972	ME 1st	Knoxville	Stokely Athletics Center	1966	12,700

G	S	Year	Round	City	Facility	Built	Capacity
2	1	1978	ME 1st	"	"	"	"
3	2	1983	ME Rgnl	"	"	"	"
6	3	1990	SE 1st-2d	"	Thompson-Boling Arena	1987	24,535
3	2	1994	SE Rgnl	"	"	"	23,291
3	2	1999	South Rgnl	"	"	"	24,385
4	2	1984	MW 1st-2d	Memphis	#Mid-South Coliseum	1975	11,200
6	3	1995	SE 1st-2d	"	The Pyramid	1991	20,142
6	3	1997	SE 1st-2d	"	"	"	"
6	3	2001	South 1st-2d	"	"	"	"
3	2	2009	S Rgnl	"	#FedEx Forum	2004	17,663
3	2	2014	S Rgnl	"	"	"	18,119
4	2	1979	ME 1st-2d	Murfreesboro	Murphy Athletic Center	1972	11,520
4	2	1973	ME Rgnl	Nashville	Memorial Gymnasium	1952	15,626
4	2	1982	ME 1st-2d	"	"	"	"
6	3	1989	SE 1st-2d	"	"	"	"
6	3	1993	SE 1st-2d	"	"	"	"
6	3	2000	S 1st-2d	"	#Gaylord Entertainment Center	1996	17,297
6	3	2003	1st-2d	"	"	"	17,484
6	3	2005	1st-2d	"	"	"	17,286
6	3	2012	2d-3d	"	#Bridgestone Arena (name change)	"	17,554
TEXAS							
3	2	2013	S Rgnl	Arlington	#Cowboys Stadium	2009	42,614
3	2	2014	Final Four	"	#AT&T Stadium (name change)	2009	77,122
4	2	1981	MW 1st-2d	Austin	Frank Erwin Center	1977	16,231
6	3	1990	MW 1st-2d	"	"	"	"
6	3	1995	MW 1st-2d	"	"	"	16,042
3	2	2000	S Rgnl	"	"	"	16,731
3	2	2005	Rgnl	"	"	"	16,239
6	3	2013	2d-3d	"	"	"	16,540
4	2	1957	MW Rgnl	Dallas*	Moody Coliseum	1956	9,007
2	1	1962	MW 1st	"	"	"	"
2	1	1964	MW 1st	"	"	"	"
2	1	1979	MW 2d	"	"	"	"
4	2	1982	MW 1st-2d	"	#Reunion Arena	1980	17,000
3	2	1985	MW Rgnl	"	"	"	"
3	2	1986	Final Four	"	"	"	"
6	3	1989	MW 1st-2d	"	"	"	"
3	2	1990	MW Rgnl	"	"	"	"
3	2	1994	MW Rgnl	"	"	"	16,240
6	3	1996	MW 1st-2d	"	"	"	16,379
6	3	2002	1st-2d	"	#American Airlines Arena	2001	19,134
6	3	2006	1st-2d	"	"	"	"
2	1	1974	MW 1st	Denton	North Texas Coliseum	1973	10,000
2	1	1976	MW 1st	"	"	"	"
4	2	1980	MW 1st-2d	"	"	"	"
4	2	1981	W 1st-2d	El Paso	Special Events Center	1977	12,000
2	1	1969	MW 1st	Fort Worth	Daniel-Meyer Coliseum	1961	7,166
2	1	1970	MW 1st	"	"	"	"
1	1	1961	MW 1st	Houston	Delmar Field House	1960	5,300
4	2	1971	Final Four	"	#Astrodome	1965	31,765
2	1	1971	MW 1st	"	Hofheinz Pavilion	1969	10,066
4	2	1973	MW Rgnl	"	"	"	"
6	3	1985	MW 1st-2d	"	"	"	"
3	2	1980	MW Rgnl	"	#The Summit	1975	16,016
4	2	1983	MW 1st-2d	"	"	"	"
3	2	1986	W Rgnl	"	"	"	"
3	2	2008	S Rgnl	"	#Reliant Stadium	2002	71,500
3	2	2010	S Rgnl	"	"	"	"
3	2	2011	Final Four	"	"	"	76,995
2	1	1963	MW 1st	Lubbock	Lubbock Memorial Coliseum	1956	8,174
2	1	1965	MW 1st	"	"	"	"
4	2	1966	MW Rgnl	"	"	"	"
2	1	1975	MW 1st	"	"	"	"
3	2	1997	MW Rgnl	San Antonio	#Alamodome	1993	41,250
3	2	1998	Final Four	"	"	"	40,509
3	2	2001	MW Rgnl	"	"	"	"
3	2	2003	S Rgnl	"	"	"	38,329
3	2	2004	Final Four	"	"	"	44,468
3	2	2007	S Rgnl	"	"	"	30,800
3	2	2008	Final Four	"	"	"	43,718
3	2	2011	SW Rgnl	"	"	"	22,630
6	3	2014	2d-3d	"	AT&T Center	2002	18,581
UTAH							
2	1	1971	W 1st	Logan	Dee Glen Smith Spectrum	1970	10,270
2	1	1973	W 1st	"	"	"	"
4	2	1982	W 1st-2d	"	"	"	"
4	2	1980	W 1st-2d	Ogden	Dee Event Center	1977	11,592
3	2	1983	W Rgnl	"	"	"	"
6	3	1986	W 1st-2d	"	"	"	"
6	3	1994	W 1st-2d	"	"	"	"
1	1	1960	W 1st	Provo	George Albert Smith Field House	1951	10,500
4	2	1962	W Rgnl	"	"	"	"
4	2	1963	W Rgnl	"	"	"	"
4	2	1965	W Rgnl	"	"	"	"
2	1	1970	W 1st	"	"	"	"
4	2	1972	W Rgnl	"	Marriott Center	1971	22,700

G	S	Year	Round	City	Facility	Built	Capacity
3	2	1977	W Rgnl	"	"		"
3	2	1979	W Rgnl	"	"		"
3	2	1982	W Rgnl	"	"		"
2	1	1968	MW,W 1st	Salt Lake City	Nielsen Field House	1940	5,000
4	2	1971	W Rgnl	"	Special Events Center	1969	15,000
4	2	1979	Final Four	"	"		"
3	2	1981	W Rgnl	"	"		"
4	2	1984	W 1st-2d	"	"		"
6	3	1985	W 1st-2d	"	"		"
6	3	1987	W 1st-2d	"	"		"
6	3	1988	W 1st-2d	"	Jon M. Huntsman Center (name change)		"
6	3	1990	W 1st-2d	"	"		"
6	3	1991	W 1st-2d	"	"		"
6	3	1993	W 1st-2d	"	"		"
6	3	1995	W 1st-2d	"	"		14,910
6	3	1997	W 1st-2d	"	"		14,925
6	3	2000	W 1st-2d	"	"		"
6	3	2003	1st-2d	"	"		"
6	3	2006	1st-2d	"	"		"
3	2	2010	W Rgnl	"	#EnergySolutions Arena	1991	15,122
6	3	2013	2d-3d	"	"		19,911
VIRGINIA							
2	1	1966	E 1st	Blacksburg	Cassell Coliseum	1964	10,000
2	1	1967	W 1st	"	"		"
6	3	1990	SE 1st-2d	Richmond	#Richmond Coliseum	1971	11,051
6	3	1996	E 1st-2d	"	"		11,859
1	1	1972	E 1st	Williamsburg	William and Mary Hall	1970	10,070
1	1	1973	E 1st	"	"		"
WASHINGTON							
2	1	1975	W 1st	Pullman	Wallis Beasley	1973	12,058
4	2	1982	W 1st-2d	"	Performing Arts Coliseum		"
4	2	1984	W 1st-2d	"	"		"
2	1	1949	CH-N3d	Seattle	Edmundson Pavilion	1927	9,000
1	1	1952	Final Four	"	"		"
1	1	1953	W-2 1st	"	"		"
1	1	1956	FW 1st	"	"		"
4	2	1960	W Rgnl	"	"		"
4	2	1970	W Rgnl	"	"		"
3	2	1984	Final Four	"	#Kingdome	1976	38,471
3	2	1987	W Rgnl	"	"		"
3	2	1988	W Rgnl	"	"		"
3	2	1989	Final Four	"	"		"
3	2	1991	W Rgnl	"	"		"
3	2	1993	W Rgnl	"	"		"
3	2	1995	Final Four	"	"		"
6	3	1999	W 1st-2d	"	#KeyArena at Seattle Center	1995	38,540
6	3	2004	1st-2d	"	"		14,643
6	3	2003	1st-2d	Spokane	#Spokane Memorial Arena	1995	16,564
6	3	2007	1st-2d	"	"		11,757
6	3	2010	1st-2d	"	"		11,551
6	3	2014	2d-3d	"	"		12,210
6	3	2014	2d-3d	"	"		12,210
WEST VIRGINIA							
1	1	1971	E 1st	Morgantown	WVU Coliseum	1970	14,000
4	2	1972	E Rgnl	"	"		"
1	1	1974	E 1st	"	"		"
WISCONSIN							
4	2	1941	En Rgnl	Madison	Wisconsin Field House	1927	14,000
4	2	1969	ME Rgnl	"	"		13,000
3	2	2002	MW Rgnl	"	Kohl Center	1998	15,995
4	2	1984	ME 1st-2d	Milwaukee	#Milwaukee Exposition & Conv. Center	1950	11,052
6	3	1992	MW 1st-2d	"	#Bradley Center	1988	18,600
6	3	1996	MW 1st-2d	"	"		"
6	3	1999	MW 1st-2d	"	"		"
6	3	2004	1st-2d	"	"		"
6	3	2010	1st-2d	"	BMO Harris Bradley Center (name change)		18,866
6	3	2014	2d-3d	"	"		19,000
							18,850

G—Number of games.
 S—Number of sessions.
 CH—National championship game.
 N3d—National third-place game.
 Rgnl—Regional.
 3d—Third round.
 2d—Second round.
 1st—First round.
 OR—Opening round.
 East—East region.
 En—Eastern region.
 E-1—East-1 region.

E-2—East-2 region.
 FW—Far West region.
 ME—Midwest region.
 MW—Midwest region.
 S—South region.
 SE—Southeast region.
 W—West region.
 Wn—Western region.
 W-1—West-1 region
 W-2—West-2 region
 TH—Tripleheader.
 #Non-campus arena.

Future Dates and Sites

Tournament

Year	First Four	First Round	Second Round	Regionals	Final Four
2016	March 15-16	March 17-18	March 19-20	March 24-27	April 2, 4
2017	March 14-15	March 16-17	March 18-19	March 23-26	April 1, 3
2018	March 13-14	March 15-16	March 17-18	March 22-25	M 31, A 2
2019	March 19-20	March 21-22	March 23-24	March 28-31	April 6, 8
2020	March 17-18	March 19-20	March 21-22	March 26-29	April 4, 6
2021	March 16-17	March 18-19	March 20-21	March 25-28	April 3, 5

Final Four

Year	Dates	Site & Hosts
2016	April 2 and 4	Reliant Stadium, Houston Hosts: Houston and Rice
2017	April 1 and 3	University of Phoenix Stadium, Glendale, Arizona Host: Arizona St.
2018	March 31 and April 2	Alamodome, San Antonio Host: UTSA
2019	April 6 and 8	Minnesota Multi-Purpose Stadium, Minneapolis Host: Minnesota
2020	April 4 and 6	New Atlanta Stadium, Atlanta Host: Georgia Tech
2021	April 3 and 5	Lucas Oil Stadium, Indianapolis Hosts: Horizon League and IUPUI

Early Rounds

2016

FIRST FOUR

MARCH 15 AND 16

- University of Dayton Arena, Dayton, OH
Host: Dayton

FIRST AND SECOND ROUNDS

MARCH 17 AND 19

- Dunkin Donuts Center, Providence, R.I.
Host: Providence
- Wells Fargo Arena, Des Moines, Iowa
Host: Iowa St.
- PNC Arena, Raleigh, N.C.
Host: North Carolina St.
- Pepsi Center, Denver
Host: Mountain West

MARCH 18 AND 20

- Barclays Center, Brooklyn, N.Y.
Host: Atlantic 10
- Scottrade Center, St. Louis
Host: Missouri Valley
- Chesapeake Energy Arena, Oklahoma City,
Host: Big 12
- Spokane Veterans Memorial Arena, Spokane, Wash.
Host: Idaho

REGIONALS

MARCH 24 AND 26

- MIDWEST — United Center, Chicago
Host: Big Ten
- WEST — Honda Center, Anaheim, Calif.
Host: Big West

MARCH 25 AND 27

- SOUTH — KFC YUM! Center, Louisville, Ky.
Host: Louisville
- EAST — Wells Fargo Center, Philadelphia
Host: LaSalle

2017

FIRST FOUR

MARCH 14 AND 15

- University of Dayton Arena, Dayton, OH
Host: Dayton

FIRST AND SECOND ROUNDS

MARCH 16 AND 18

- First Niagara Center, Buffalo, N.Y.
Host: Metro Atlantic Athletic
- BMO Harris Bradley Center, Milwaukee
Host: Marquette
- Amway Center, Orlando, Fla.
Host: UCF and Stetson
- EnergySolutions Arena, Salt Lake City
Host: Utah

MARCH 17 AND 19

- Greensboro Coliseum, Greensboro, N.C.
Host: Atlantic Coast
- Bankers Life Fieldhouse, Indianapolis
Host: Horizon League and IUPUI
- BOK Center, Tulsa, Okla.
Host: Tulsa
- Entertainment and Sports Center, Sacramento, Calif.
Host: Sacramento St.

REGIONALS

MARCH 23 AND 25

- MIDWEST — Sprint Center, Kansas City
Host: Big 12
- WEST — SAP Center, San Jose, Calif.
Host: Pac-12

MARCH 24 AND 26

- SOUTH — FedExForum, Memphis, Tenn.
Host: Memphis
- EAST — Madison Square Garden, New York
Host: St. John's (NY) and Big East

2018

FIRST FOUR

MARCH 13 AND 14

- University of Dayton Arena, Dayton, OH
Host: Dayton

FIRST AND SECOND ROUNDS

MARCH 15 AND 17

- CONSOL Energy Center, Pittsburgh
Host: Duquesne
- Intrust Bank Arena, Wichita, Kan.
Host: Wichita St. and Missouri Valley
- American Airlines Center, Dallas
Host: Big 12
- Taco Bell Arena, Boise, Idaho
Host: Boise St.

MARCH 16 AND 18

- Time Warner Cable Arena, Charlotte, N.C.
Host: Charlotte
- New Detroit Arena, Detroit
Host: Detroit
- Bridgestone Arena, Nashville
Host: Ohio Valley
- Viejas Arena, San Diego
Host: San Diego St.

REGIONALS

MARCH 23 AND 25

- SOUTH — Philips Arena, Atlanta
Host: Georgia Tech
- WEST — Staples Center, Los Angeles
Host: Pepperdine

MARCH 24 AND 26

- EAST — TD Garden, Boston
Host: Boston College
- MIDWEST — CenturyLink Center, Omaha, Neb.
Host: Creighton



All-Time Tournament Field

All-Time Tournament Field..... 2



All-Time Tournament Field

Note: The column "How" indicates how teams qualified for the tournament: "Q" means automatic qualifier and "L" indicates at-large selection. In the "Conference" column, for an independent or conference team that earned automatic qualification by winning the conference tournament of an unofficially recognized conference, that conference is listed in parentheses. Other notations in the conference column are listed at the end of this section.

1939 Tournament			Pre-Tourney			Tourney		Final			Conf.		
School	Conference	How	W	L	Pct.	W	L	W	L	Pct.	W	L	Fin.
Brown.....	Independent.....	L	16	3	.842	0	1	16	4	.800	—	—	—
Ohio St.....	Big Ten.....	L	14	6	.700	2	1	16	7	.696	10	2	1st
Oklahoma.....	Big Six.....	L	11	8	.579	1	1	12	9	.571	7	3	T1st
Oregon.....	Pacific Coast (N).....	L	26	5	.839	3	0	29	5	.853	14	2	1st
Texas.....	Southwest.....	L	19	4	.826	0	2	19	6	.760	10	2	1st
Utah St.....	Mountain States.....	L	16	6	.727	1	1	17	7	.708	8	4	2d
Villanova.....	Independent.....	L	19	4	.826	1	1	20	5	.800	—	—	—
Wake Forest.....	Southern.....	L	18	5	.783	0	1	18	6	.750	15	3	1st
1940 Tournament			Pre-Tourney			Tourney		Final			Conf.		
School	Conference	How	W	L	Pct.	W	L	W	L	Pct.	W	L	Fin.
Colorado.....	Mountain States.....	L	17	2	.895	0	2	17	4	.810	11	1	1st
Duquesne.....	Independent.....	L	19	2	.905	1	1	20	3	.870	—	—	—
Indiana.....	Big Ten.....	L	17	3	.850	3	0	20	3	.870	9	3	2d
Kansas.....	Big Six.....	L	17	5	.773	2	1	19	6	.760	8	2	T1st
Rice.....	Southwest.....	L	21	2	.913	1	1	22	3	.880	10	2	1st
Southern California.....	Pacific Coast (S).....	L	19	2	.905	1	1	20	3	.870	10	2	1st
Springfield.....	Independent.....	L	16	2	.889	0	1	16	3	.842	—	—	—
Western Ky.....	Kentucky Intercollegiate.....	L	24	5	.828	0	1	24	6	.800	6	2	3d
1941 Tournament			Pre-Tourney			Tourney		Final			Conf.		
School	Conference	How	W	L	Pct.	W	L	W	L	Pct.	W	L	Fin.
Arkansas.....	Southwest.....	L	19	2	.905	1	1	20	3	.870	12	0	1st
Creighton.....	Missouri Valley.....	L	17	6	.739	1	1	18	7	.720	9	3	1st
Dartmouth.....	Ivy.....	L	18	4	.818	1	1	19	5	.792	10	2	1st
North Carolina.....	Southern.....	L	19	7	.731	0	2	19	9	.679	14	1	1st
Pittsburgh.....	Independent.....	L	12	5	.706	1	1	13	6	.684	—	—	—
Washington St.....	Pacific Coast (N).....	L	24	5	.828	2	1	26	6	.813	13	3	1st
Wisconsin.....	Big Ten.....	L	17	3	.850	3	0	20	3	.870	11	1	1st
Wyoming.....	Mountain States.....	L	14	4	.778	0	2	14	6	.700	10	2	1st
1942 Tournament			Pre-Tourney			Tourney		Final			Conf.		
School	Conference	How	W	L	Pct.	W	L	W	L	Pct.	W	L	Fin.
Colorado.....	Mountain States.....	L	15	1	.938	1	1	16	2	.889	11	1	1st
Dartmouth.....	Ivy.....	L	20	3	.870	2	1	22	4	.846	11	2	1st
Illinois.....	Big Ten.....	L	18	3	.857	0	2	18	5	.783	13	2	1st
Kansas.....	Big Six.....	L	16	4	.800	1	1	17	5	.773	8	2	T1st
Kentucky.....	Southeastern.....	L	18	5	.783	1	1	19	6	.760	8	1	1st
Penn St.....	Independent.....	L	17	2	.895	1	1	18	3	.857	—	—	—
Rice.....	Southwest.....	L	22	3	.880	0	2	22	5	.815	10	2	T1st
Stanford.....	Pacific Coast (S).....	L	25	4	.862	3	0	28	4	.875	11	1	1st
1943 Tournament			Pre-Tourney			Tourney		Final			Conf.		
School	Conference	How	W	L	Pct.	W	L	W	L	Pct.	W	L	Fin.
Dartmouth.....	Ivy.....	L	19	2	.905	1	1	20	3	.870	11	1	1st
DePaul.....	Independent.....	L	18	4	.818	1	1	19	5	.792	—	—	—
Georgetown.....	Independent.....	L	20	4	.833	2	1	22	5	.815	—	—	—
New York U.....	Independent.....	L	17	4	.810	0	2	17	6	.739	—	—	—
Oklahoma.....	Big Six.....	L	17	8	.680	1	1	18	9	.667	7	3	2d
Texas.....	Southwest.....	L	18	6	.750	1	1	19	7	.731	9	3	T1st
Washington.....	Pacific Coast (N).....	L	24	5	.828	0	2	24	7	.774	12	4	1st
Wyoming.....	Mountain States (E).....	L	28	2	.933	3	0	31	2	.939	4	0	1st
1944 Tournament			Pre-Tourney			Tourney		Final			Conf.		
School	Conference	How	W	L	Pct.	W	L	W	L	Pct.	W	L	Fin.
Catholic.....	Independent.....	L	17	5	.773	0	2	17	7	.708	—	—	—
Dartmouth.....	Ivy.....	L	17	1	.944	2	1	19	2	.905	8	0	1st
Iowa St.....	Big Six.....	L	13	3	.813	1	1	14	4	.778	9	1	T1st
Missouri.....	Big Six.....	L	9	8	.529	1	1	10	9	.526	5	5	T3d
Ohio St.....	Big Ten.....	L	13	6	.684	1	1	14	7	.667	10	2	1st
Pepperdine.....	Independent.....	L	22	10	.688	0	2	22	12	.647	—	—	—
Temple.....	Independent.....	L	13	8	.619	1	1	14	9	.609	—	—	—
Utah.....	Mountain States.....	L	18	4	.818	3	0	21	4	.840	—	—	—
1945 Tournament			Pre-Tourney			Tourney		Final			Conf.		
School	Conference	How	W	L	Pct.	W	L	W	L	Pct.	W	L	Fin.
Arkansas.....	Southwest.....	L	16	8	.667	1	1	17	9	.654	9	3	2d
Kentucky.....	Southeastern.....	L	21	3	.875	1	1	22	4	.846	4	1	2d
New York U.....	Independent.....	L	12	6	.667	2	1	14	7	.667	—	—	—
Ohio St.....	Big Ten.....	L	14	4	.778	1	1	15	5	.750	10	2	2d
Oklahoma St.....	Missouri Valley.....	L	24	4	.857	3	0	27	4	.871	—	—	—
Oregon.....	Pacific Coast (N).....	L	29	12	.707	1	1	30	13	.698	11	5	T1st
Tufts.....	Independent.....	L	10	6	.625	0	2	10	8	.556	—	—	—
Utah.....	Mountain States.....	L	17	2	.895	0	2	17	4	.810	—	—	—
1946 Tournament			Pre-Tourney			Tourney		Final			Conf.		
School	Conference	How	W	L	Pct.	W	L	W	L	Pct.	W	L	Fin.
Baylor.....	Southwest.....	L	25	3	.893	0	2	25	5	.833	11	1	1st
California.....	Pacific Coast (S).....	L	29	4	.879	1	2	30	6	.833	11	1	1st
Colorado.....	Mountain States.....	L	11	5	.688	1	1	12	6	.667	9	3	2d
Harvard.....	Independent.....	L	20	1	.952	0	2	20	3	.870	—	—	—
New York U.....	Independent.....	L	18	2	.900	1	1	19	3	.864	—	—	—
North Carolina.....	Southern.....	L	28	4	.875	2	1	30	5	.857	13	1	1st
Ohio St.....	Big Ten.....	L	14	4	.778	2	1	16	5	.762	10	2	1st
Oklahoma St.....	Missouri Valley.....	L	28	2	.933	3	0	31	2	.939	12	0	1st

1947 Tournament

School	Conference	How	Pre-Tourney			Tourney		Final			Conf.		
			W	L	Pct.	W	L	W	L	Pct.	W	L	Fin.
CCNY	Independent	L	16	4	.800	1	2	17	6	.739	—	—	—
Holy Cross	Independent	L	24	3	.889	3	0	27	3	.900	—	—	—
Navy	Independent	L	16	1	.941	0	2	16	3	.842	—	—	—
Oklahoma	Big Six	L	22	6	.786	2	1	24	7	.774	8	2	1st
Oregon St.	Pacific Coast (N)	L	27	4	.871	1	1	28	5	.848	10	6	T1st
Texas	Southwest	L	24	1	.960	2	1	26	2	.929	12	0	1st
Wisconsin	Big Nine	L	15	5	.750	1	1	16	6	.727	9	3	1st
Wyoming	Mountain States	L	22	4	.846	0	2	22	6	.786	11	1	1st

1948 Tournament

School	Conference	How	Pre-Tourney			Tourney		Final			Conf.		
			W	L	Pct.	W	L	W	L	Pct.	W	L	Fin.
Baylor	Southwest	L	22	7	.759	2	1	24	8	.750	11	1	1st
Columbia	Ivy	L	20	1	.952	0	2	20	3	.870	11	1	1st
Holy Cross	Independent	L	24	3	.889	2	1	26	4	.867	—	—	—
Kansas St.	Big Seven	L	21	4	.840	1	2	22	6	.786	9	3	1st
#Kentucky	Southeastern	L	31	2	.939	3	0	36	3	.923	9	0	1st
Michigan	Big Nine	L	15	5	.750	1	1	16	6	.727	10	2	1st
Washington	Pacific Coast (N)	L	22	10	.688	1	1	23	11	.676	10	6	T1st
Wyoming	Mountain States	L	18	7	.720	0	2	18	9	.667	6	4	T2d

#Final won-lost record includes 3-0 record in postseason Olympic trials vs. other college teams.

1949 Tournament

School	Conference	How	Pre-Tourney			Tourney		Final			Conf.		
			W	L	Pct.	W	L	W	L	Pct.	W	L	Fin.
Arkansas	Southwest	L	14	10	.583	1	1	15	11	.577	9	3	T1st
Illinois	Big Ten	L	19	3	.864	2	1	21	4	.840	10	2	1st
Kentucky	Southeastern	L	29	2	.935	3	0	32	2	.941	13	0	1st
Oklahoma St.	Missouri Valley	L	21	4	.840	2	1	23	5	.821	9	1	1st
Oregon St.	Pacific Coast (N)	L	23	10	.697	1	2	24	12	.667	12	4	1st
Villanova	Independent	L	22	3	.880	1	1	23	4	.852	—	—	—
Wyoming	Mountain States	L	25	8	.758	0	2	25	10	.714	15	5	1st
Yale	Ivy	L	22	6	.786	0	2	22	8	.733	9	3	1st

1950 Tournament

School	Conference	How	Pre-Tourney			Tourney		Final			Conf.		
			W	L	Pct.	W	L	W	L	Pct.	W	L	Fin.
Baylor	Southwest	L	13	11	.542	1	2	14	13	.519	8	4	T1st
Bradley	Missouri Valley	L	30	4	.882	2	1	32	5	.865	11	1	1st
BYU	Mountain States	L	21	11	.656	1	1	22	12	.647	14	6	1st
CCNY	Independent	L	21	5	.808	3	0	24	5	.828	—	—	—
Holy Cross	Independent	L	27	2	.931	0	2	27	4	.871	—	—	—
North Carolina St.	Southern	L	25	5	.833	2	1	27	6	.818	12	2	1st
Ohio St.	Big Ten	L	21	3	.875	1	1	22	4	.846	11	1	1st
UCLA	Pacific Coast (S)	L	24	5	.828	0	2	24	7	.774	10	2	1st

1951 Tournament

School	Conference	How	Pre-Tourney			Tourney		Final			Conf.		
			W	L	Pct.	W	L	W	L	Pct.	W	L	Fin.
Arizona	Border	Q	24	5	.828	0	1	24	6	.800	15	1	1st
BYU	Mountain States	Q	25	8	.758	1	2	26	10	.722	15	5	1st
Columbia	Ivy	Q	21	0	1.000	0	1	21	1	.955	12	0	1st
UConn	Yankee	L	22	3	.880	0	1	22	4	.846	6	1	1st
Illinois	Big Ten	Q	19	4	.826	3	1	22	5	.815	13	1	1st
Kansas St.	Big Seven	Q	22	3	.880	3	1	25	4	.862	11	1	1st
Kentucky	Southeastern	Q	28	2	.933	4	0	32	2	.941	14	0	1st
Louisville	Independent	L	19	6	.760	0	1	19	7	.731	—	—	—
Montana St.	Rocky Mountain	L	24	11	.686	0	1	24	12	.667	9	1	1st
North Carolina St.	Southern	Q	29	5	.853	1	2	30	7	.811	13	1	1st
Oklahoma St.	Missouri Valley	Q	27	4	.871	2	2	29	6	.829	12	2	1st
St. John's (NY)	Independent	L	24	4	.857	2	1	26	5	.839	—	—	—
San Jose St.	Independent	L	18	11	.621	0	1	18	12	.600	—	—	—
Texas A&M	Southwest	Q	17	11	.607	0	1	17	12	.586	8	4	T1st
Villanova	Independent	L	25	6	.806	0	1	25	7	.781	—	—	—
Washington	Pacific Coast (N)	Q	22	5	.815	2	1	24	6	.800	11	5	1st

1952 Tournament

School	Conference	How	Pre-Tourney			Tourney		Final			Conf.		
			W	L	Pct.	W	L	W	L	Pct.	W	L	Fin.
Dayton	Independent	L	27	4	.871	1	1	28	5	.848	—	—	—
Duquesne	Independent	L	22	3	.880	1	1	23	4	.852	—	—	—
Illinois	Big Ten	Q	19	3	.864	3	1	22	4	.846	14	4	2d
#Kansas	Big Seven	Q	22	2	.917	4	0	28	3	.903	11	1	1st
Kentucky	Southeastern	Q	28	2	.933	1	1	29	3	.906	14	0	1st
New Mexico St.	Border	Q	22	9	.710	0	2	22	11	.667	12	2	T1st
North Carolina St.	Southern	Q	23	9	.719	1	1	24	10	.706	12	2	2d
Oklahoma City	Independent	L	18	7	.720	1	1	19	8	.704	—	—	—
Penn St.	Independent	L	20	4	.833	0	2	20	6	.769	—	—	—
Princeton	Ivy	Q	16	9	.640	0	2	16	11	.593	10	2	1st
St. John's (NY)	Independent	L	22	5	.815	3	1	25	6	.806	—	—	—
Saint Louis	Missouri Valley	Q	22	7	.759	1	1	23	8	.742	9	1	1st
Santa Clara	Independent	L	15	10	.600	2	2	17	12	.586	—	—	—
TCU	Southwest	Q	23	3	.885	1	1	24	4	.857	11	1	1st
UCLA	Pacific Coast (S)	Q	19	10	.655	0	2	19	12	.613	8	4	1st
Wyoming	Mountain States	Q	27	6	.818	1	1	28	7	.800	13	1	1st

#Final won-lost record includes 2-1 record in postseason Olympic trials vs. other college teams.

1953 Tournament

School	Conference	How	Pre-Tourney			Tourney		Final			Conf.		
			W	L	Pct.	W	L	W	L	Pct.	W	L	Fin.
DePaul	Independent	L	18	7	.720	1	2	19	9	.679	—	—	—
Eastern Ky.	Ohio Valley	L	16	8	.667	0	1	16	9	.640	9	1	1st
Fordham	Independent	L	18	7	.720	0	1	18	8	.692	—	—	—
Hardin-Simmons	Border	Q	19	11	.633	0	1	19	12	.613	11	3	T1st
Holy Cross	Independent (New England)	Q	18	5	.783	2	1	20	6	.769	—	—	—

ALL-TIME TOURNAMENT FIELD

School	Conference	How	Pre-Tourney			Tourney		Final			Conf.		
			W	L	Pct.	W	L	W	L	Pct.	W	L	Fin.
Idaho St.	Rocky Mountain	Q	18	6	.750	0	1	18	7	.720	10	0	1st
Indiana	Big Ten	Q	19	3	.864	4	0	23	3	.885	17	1	1st
Kansas	Big Seven	Q	16	5	.762	3	1	19	6	.760	10	2	1st
Lebanon Valley	Independent (Middle Atlantic)	Q	18	1	.947	1	2	19	3	.864	—	—	—
LSU	Southeastern	Q	20	1	.952	2	2	22	3	.880	13	0	1st
Miami (OH)	Mid-American	Q	17	5	.773	0	1	17	6	.739	10	2	1st
Navy	Independent	L	16	4	.800	0	1	16	5	.762	—	—	—
Notre Dame	Independent	L	17	4	.810	2	1	19	5	.792	—	—	—
Oklahoma City	Independent	L	18	4	.818	0	2	18	6	.750	—	—	—
Oklahoma St.	Missouri Valley	Q	22	6	.786	1	1	23	7	.767	8	2	1st
Penn.	Ivy	Q	21	4	.840	1	1	22	5	.815	10	2	1st
Santa Clara	West Coast	L	15	6	.714	2	1	17	7	.708	6	2	T1st
Seattle	Independent	L	26	3	.897	2	1	28	4	.875	—	—	—
TCU	Southwest	Q	14	7	.667	1	1	15	8	.652	9	3	1st
Wake Forest	Southern	Q	21	6	.778	1	1	22	7	.759	12	3	T2d
Washington	Pacific Coast (N)	Q	25	2	.926	3	1	28	3	.903	15	1	1st
Wyoming	Mountain States	Q	20	8	.714	0	2	20	10	.667	12	2	1st

School	Conference	How	Pre-Tourney			Tourney		Final			Conf.		
			W	L	Pct.	W	L	W	L	Pct.	W	L	Fin.
Bradley	Independent	L	15	12	.556	4	1	19	13	.594	—	—	—
Colorado	Big Seven	L	11	9	.550	0	2	11	11	.500	10	2	T1st
Colorado St.	Mountain States	Q	22	5	.815	0	2	22	7	.759	12	2	1st
UConn	Yankee (New England)	Q	23	2	.920	0	1	23	3	.885	7	0	1st
Cornell	Ivy	Q	17	5	.773	0	2	17	7	.708	12	3	1st
Fordham	Independent	L	18	5	.783	0	1	18	6	.750	—	—	—
George Washington	Southern	Q	23	2	.920	0	1	23	3	.885	10	0	1st
Idaho St.	Rocky Mountain	Q	20	4	.833	2	1	22	5	.815	9	1	1st
Indiana	Big Ten	Q	19	3	.864	1	1	20	4	.833	12	2	1st
La Salle	Independent (Middle Atlantic)	Q	21	4	.840	5	0	26	4	.867	—	—	—
LSU	Southeastern	Q	20	3	.870	0	2	20	5	.800	14	0	T1st
Loyola (LA)	Independent	L	15	8	.652	0	1	15	9	.625	—	—	—
Navy	Independent	L	16	7	.696	2	1	18	8	.692	—	—	—
North Carolina St.	Atlantic Coast	Q	24	6	.800	2	1	26	7	.788	5	3	4th
Notre Dame	Independent	L	20	2	.909	2	1	22	3	.880	—	—	—
Oklahoma City	Independent	L	18	6	.750	0	1	18	7	.720	—	—	—
Oklahoma St.	Missouri Valley	Q	23	4	.852	1	1	24	5	.828	9	1	1st
Penn St.	Independent	L	14	5	.737	4	1	18	6	.750	—	—	—
Rice	Southwest	Q	22	4	.846	1	1	23	5	.821	9	3	T1st
Santa Clara	West Coast	L	18	6	.750	2	1	20	7	.741	9	3	1st
Seattle	Independent	L	26	1	.963	0	1	26	2	.929	—	—	—
Southern California	Pacific Coast (S)	Q	17	12	.586	2	2	19	14	.576	8	4	1st
Texas Tech	Border	Q	20	4	.833	0	1	20	5	.800	11	1	1st
Toledo	Mid-American	Q	13	9	.591	0	1	13	10	.565	10	2	1st

School	Conference	How	Pre-Tourney			Tourney		Final			Conf.		
			W	L	Pct.	W	L	W	L	Pct.	W	L	Fin.
Bradley	Independent	L	7	19	.269	2	1	9	20	.310	—	—	—
Canisius	Western N.Y. Little 3	L	16	6	.727	2	1	18	7	.720	2	2	2d
Colorado	Big Seven	Q	16	5	.762	3	1	19	6	.760	11	1	1st
Duke	Atlantic Coast	Q	20	7	.741	0	1	20	8	.714	11	3	2d
Idaho St.	Rocky Mountain	Q	18	7	.720	0	1	18	8	.692	9	1	1st
Iowa	Big Ten	Q	17	5	.773	2	2	19	7	.731	11	3	1st
Kentucky	Southeastern	Q	22	2	.917	1	1	23	3	.885	12	2	1st
La Salle	Independent (Middle Atlantic)	Q	22	4	.846	4	1	26	5	.839	—	—	—
Marquette	Independent	L	22	2	.917	2	1	24	3	.889	—	—	—
Memphis	Independent	L	17	4	.810	0	1	17	5	.773	—	—	—
Miami (OH)	Mid-American	Q	14	8	.636	0	1	14	9	.609	11	3	1st
Oklahoma City	Independent	L	9	17	.346	0	1	9	18	.333	—	—	—
Oregon St.	Pacific Coast (N)	Q	21	7	.750	1	1	22	8	.733	15	1	1st
Penn St.	Independent	L	17	8	.680	1	2	18	10	.643	—	—	—
Princeton	Ivy	Q	13	10	.565	0	2	13	12	.520	11	4	1st
San Francisco	West Coast	L	23	1	.958	5	0	28	1	.966	12	0	1st
Seattle	Independent	L	21	5	.808	1	2	22	7	.759	—	—	—
SMU	Southwest	Q	15	8	.652	0	2	15	10	.600	9	3	1st
Tulsa	Missouri Valley	Q	20	6	.769	1	1	21	7	.750	8	2	T1st
Utah	Mountain States	Q	23	3	.885	1	1	24	4	.857	13	1	1st
Villanova	Independent	L	16	9	.640	2	1	18	10	.643	—	—	—
West Tex. A&M	Border	Q	15	6	.714	0	1	15	7	.682	9	3	T1st
West Virginia	Southern	Q	19	10	.655	0	1	19	11	.633	9	1	1st
Williams	Little Three (New England)	Q	17	1	.944	0	1	17	2	.895	3	1	1st

School	Conference	How	Pre-Tourney			Tourney		Final			Conf.		
			W	L	Pct.	W	L	W	L	Pct.	W	L	Fin.
Canisius	Western N.Y. Little 3	L	17	6	.739	2	1	19	7	.731	4	0	1st
UConn	Yankee	Q	16	9	.640	1	2	17	11	.607	6	1	1st
Dartmouth	Ivy	L	16	10	.615	2	1	18	11	.621	10	4	1st
DePaul	Independent	L	16	7	.696	0	1	16	8	.667	—	—	—
Holy Cross	Independent	L	22	4	.846	0	1	22	5	.815	—	—	—
Houston	Missouri Valley	Q	19	5	.792	0	2	19	7	.731	9	3	1st
Idaho St.	Rocky Mountain	Q	18	7	.720	0	1	18	8	.692	11	1	1st
Iowa	Big Ten	Q	17	5	.773	3	1	20	6	.769	13	1	1st
Kansas St.	Big Seven	Q	16	7	.696	1	1	17	8	.680	9	3	1st
Kentucky	Southeastern	Q	19	5	.792	1	1	20	6	.769	12	2	2d
Manhattan	Independent	L	16	7	.696	0	1	16	8	.667	—	—	—
Marshall	Mid-American	Q	18	4	.818	0	1	18	5	.783	10	2	1st
Memphis	Independent	L	20	6	.769	0	1	20	7	.741	—	—	—
Morehead St.	Ohio Valley	Q	17	9	.654	2	1	19	10	.655	7	3	T1st
North Carolina St.	Atlantic Coast	Q	24	3	.889	0	1	24	4	.857	11	3	T1st

School	Conference	How	Pre-Tourney			Tourney		Final			Conf.		
			W	L	Pct.	W	L	W	L	Pct.	W	L	Fin.
Oklahoma City	Independent	L	18	6	.750	2	1	20	7	.741	—	—	—
San Francisco	West Coast	Q	25	0	1.000	4	0	29	0	1.000	14	0	1st
Seattle	Independent	L	17	9	.654	1	2	18	11	.621	—	—	—
SMU	Southwest	Q	22	2	.917	3	2	25	4	.862	12	0	1st
Temple	Independent (Middle Atlantic)	Q	23	3	.885	4	1	27	4	.871	—	—	—
Texas Tech	Border	Q	13	11	.542	0	1	13	12	.520	8	4	1st
UCLA	Pacific Coast	Q	21	5	.808	1	1	22	6	.786	16	0	1st
Utah	Mountain States	Q	21	5	.808	1	1	22	6	.786	12	2	1st
Wayne St. (MI)	Presidents' Athletic	L	17	1	.944	1	2	18	3	.857	6	0	1st
West Virginia	Southern	Q	21	8	.724	0	1	21	9	.700	10	2	T1st

School	Conference	How	Pre-Tourney			Tourney		Final			Conf.		
			W	L	Pct.	W	L	W	L	Pct.	W	L	Fin.
BYU	Mountain States	Q	18	8	.692	1	1	19	9	.679	11	3	1st
California	Pacific Coast	Q	20	4	.833	1	1	21	5	.808	14	2	1st
Canisius	Western N.Y. Little 3	L	20	5	.800	2	1	22	6	.786	3	1	T1st
UConn	Yankee	Q	17	7	.708	0	1	17	8	.680	8	0	1st
Hardin-Simmons	Border	Q	17	8	.680	0	1	17	9	.654	7	3	2d
Idaho St.	Rocky Mountain	Q	24	2	.923	1	2	25	4	.862	12	0	1st
Kansas	Big Seven	Q	21	2	.913	3	1	24	3	.889	11	1	1st
Kentucky	Southeastern	Q	22	4	.846	1	1	23	5	.821	12	2	1st
Lafayette	Independent (Middle Atlantic)	Q	22	3	.880	0	2	22	5	.815	—	—	—
Loyola (LA)	Independent	L	14	11	.560	0	1	14	12	.538	—	—	—
Miami (OH)	Mid-American	Q	17	7	.708	0	1	17	8	.680	11	1	1st
Michigan St.	Big Ten	Q	14	8	.636	2	2	16	10	.615	10	4	T1st
Morehead St.	Ohio Valley	Q	19	7	.731	0	1	19	8	.704	9	1	T1st
North Carolina	Atlantic Coast	Q	27	0	1.000	5	0	32	0	1.000	14	0	1st
Notre Dame	Independent	L	18	7	.720	2	1	20	8	.714	—	—	—
Oklahoma City	Independent	L	17	8	.680	2	1	19	9	.679	—	—	—
Pittsburgh	Independent	L	15	9	.625	1	2	16	11	.593	—	—	—
Saint Louis	Missouri Valley	Q	19	7	.731	0	2	19	9	.679	12	2	1st
San Francisco	West Coast	Q	18	6	.750	3	1	21	7	.750	12	2	1st
SMU	Southwest	Q	21	3	.875	1	1	22	4	.846	11	1	1st
Syracuse	Independent	L	16	6	.727	2	1	18	7	.720	—	—	—
West Virginia	Southern	Q	25	4	.862	0	1	25	5	.833	12	0	1st
Yale	Ivy	L	18	7	.720	0	1	18	8	.692	12	2	1st

School	Conference	How	Pre-Tourney			Tourney		Final			Conf.		
			W	L	Pct.	W	L	W	L	Pct.	W	L	Fin.
Arizona St.	Border	Q	13	12	.520	0	1	13	13	.500	8	2	1st
Arkansas	Southwest	Q	17	8	.680	0	2	17	10	.630	9	5	T1st
Boston College	Independent	L	15	5	.750	0	1	15	6	.714	—	—	—
California	Pacific Coast	Q	18	8	.692	1	1	19	9	.679	12	4	T1st
Cincinnati	Missouri Valley	Q	24	2	.923	1	1	25	3	.893	13	1	1st
UConn	Yankee	Q	17	9	.654	0	1	17	10	.630	10	0	1st
Dartmouth	Ivy	L	20	4	.833	2	1	22	5	.815	11	3	1st
Idaho St.	Rocky Mountain	Q	21	4	.840	1	2	22	6	.786	10	0	1st
Indiana	Big Ten	Q	12	10	.545	1	1	13	11	.542	10	4	1st
Kansas St.	Big Seven	Q	20	3	.870	2	2	22	5	.815	10	2	1st
Kentucky	Southeastern	Q	19	6	.760	4	0	23	6	.793	12	2	1st
Loyola (LA)	Independent	L	16	8	.667	0	1	16	9	.640	—	—	—
Manhattan	Independent	L	15	8	.652	1	2	16	10	.615	—	—	—
Maryland	Atlantic Coast	Q	20	6	.769	2	1	22	7	.759	9	5	4th
Miami (OH)	Mid-American	Q	17	7	.708	1	2	18	9	.667	12	0	1st
Notre Dame	Independent	L	22	4	.846	2	1	24	5	.828	—	—	—
Oklahoma St.	Independent	L	19	7	.731	2	1	21	8	.724	—	—	—
Pittsburgh	Independent	L	18	6	.750	0	1	18	7	.720	—	—	—
San Francisco	West Coast	Q	24	1	.960	1	1	25	2	.926	12	0	1st
Seattle	Independent	L	19	5	.792	4	1	23	6	.793	—	—	—
Temple	Independent (Middle Atlantic)	Q	24	2	.923	3	1	27	3	.900	—	—	—
Tennessee Tech	Ohio Valley	Q	17	8	.680	0	1	17	9	.654	8	2	1st
West Virginia	Southern	Q	26	1	.963	0	1	26	2	.929	12	0	1st
Wyoming	Mountain States	Q	13	13	.500	0	1	13	14	.481	10	4	1st

School	Conference	How	Pre-Tourney			Tourney		Final			Conf.		
			W	L	Pct.	W	L	W	L	Pct.	W	L	Fin.
Boston U.	Independent	L	18	6	.750	2	1	20	7	.741	—	—	—
Bowling Green	Mid-American	Q	18	7	.720	0	1	18	8	.692	9	3	T1st
California	Pacific Coast	Q	21	4	.840	4	0	25	4	.862	14	2	1st
Cincinnati	Missouri Valley	Q	23	3	.885	3	1	26	4	.867	13	1	1st
UConn	Yankee	Q	17	6	.739	0	1	17	7	.708	8	2	1st
Dartmouth	Ivy	L	22	5	.815	0	1	22	6	.786	14	1	1st
DePaul	Independent	L	12	9	.571	1	2	13	11	.542	—	—	—
Eastern Ky.	Ohio Valley	Q	16	5	.762	0	1	16	6	.727	10	2	1st
Idaho St.	Rocky Mountain	Q	19	6	.760	2	1	21	7	.750	9	1	1st
Kansas St.	Big Eight	Q	24	1	.960	1	1	25	2	.926	14	0	1st
Kentucky	Southeastern	Q	23	2	.920	1	1	24	3	.889	12	2	T2d
Louisville	Independent	L	16	10	.615	3	2	19	12	.613	—	—	—
Marquette	Independent	L	22	4	.846	1	2	23	6	.793	—	—	—
Michigan St.	Big Ten	Q	18	3	.857	1	1	19	4	.826	12	2	1st
Navy	Independent	L	16	5	.762	2	1	18	6	.750	—	—	—
New Mexico St.	Border	Q	17	10	.630	0	1	17	11	.607	7	3	T1st
North Carolina	Atlantic Coast	Q	20	4	.833	0	1	20	5	.800	12	2	T1st
Portland	Independent	L	19	7	.731	0	1	19	8	.704	—	—	—
Saint Joseph's	Middle Atlantic	Q	22	3	.880	0	2	22	5	.815	7	0	1st
St. Mary's (CA)	West Coast	Q	18	5	.783	1	1	19	6	.760	11	1	1st
TCU	Southwest	Q	19	5	.792	1	1	20	6	.769	12	2	1st
Utah	Mountain States	Q	21	5	.808	0	2	21	7	.750	13	1	1st
West Virginia	Southern	Q	25	4	.862	4	1	29	5	.853	11	0	1st



1960 Tournament

School	Conference	How	Pre-Tourney			Tourney		Final			Conf.		
			W	L	Pct.	W	L	W	L	Pct.	W	L	Fin.
Air Force	Independent	L	12	9	.571	0	1	12	10	.545	—	—	—
California	AAWU	L	24	1	.960	4	1	28	2	.933	11	1	1st
Cincinnati	Missouri Valley	Q	25	1	.962	3	1	28	2	.933	13	1	1st
UConn	Yankee	Q	17	8	.680	0	1	17	9	.654	8	2	1st
DePaul	Independent	L	15	6	.714	2	1	17	7	.708	—	—	—
Duke	Atlantic Coast	Q	15	10	.600	2	1	17	11	.607	7	7	4th
Georgia Tech	Southeastern	Q	21	5	.808	1	1	22	6	.786	11	3	2d
Idaho St.	Rocky Mountain	L	21	4	.840	0	1	21	5	.808	8	0	1st
Kansas	Big Eight	Q	18	8	.692	1	1	19	9	.679	10	4	T1st
Miami (FL)	Florida Intercollegiate	L	23	3	.885	0	1	23	4	.852	9	1	1st
Navy	Independent	L	16	5	.762	0	1	16	6	.727	—	—	—
New Mexico St.	Border	Q	20	6	.769	0	1	20	7	.741	8	2	1st
New York U.	Independent	L	19	3	.864	3	2	22	5	.815	—	—	—
Notre Dame	Independent	L	17	8	.680	0	1	17	9	.654	—	—	—
Ohio	Mid-American	Q	15	6	.714	1	2	16	8	.667	10	2	1st
Ohio St.	Big Ten	Q	21	3	.875	4	0	25	3	.893	13	1	1st
Oregon	Independent	L	17	9	.654	2	1	19	10	.655	—	—	—
Princeton	Ivy	L	15	8	.652	0	1	15	9	.625	11	3	1st
Saint Joseph's	Middle Atlantic	Q	20	5	.800	0	2	20	7	.741	7	1	1st
Santa Clara	West Coast	Q	21	8	.724	0	2	21	10	.677	9	3	T1st
Southern California	AAWU	L	16	10	.615	0	1	16	11	.593	5	7	3d
Texas	Southwest	Q	18	6	.750	0	2	18	8	.692	11	3	1st
Utah	Mountain States	Q	24	2	.923	2	1	26	3	.897	13	1	1st
West Virginia	Southern	Q	24	4	.857	2	1	26	5	.839	9	2	2d
Western Ky.	Ohio Valley	Q	19	6	.760	2	1	21	7	.750	10	2	1st

1961 Tournament

School	Conference	How	Pre-Tourney			Tourney		Final			Conf.		
			W	L	Pct.	W	L	W	L	Pct.	W	L	Fin.
Arizona St.	Border	Q	21	5	.808	2	1	23	6	.793	9	1	T1st
Cincinnati	Missouri Valley	Q	23	3	.885	4	0	27	3	.900	10	2	1st
George Washington	Southern	Q	9	16	.360	0	1	9	17	.346	3	9	7th
Houston	Independent	L	16	9	.640	1	2	17	11	.607	—	—	—
Kansas St.	Big Eight	Q	21	4	.840	1	1	22	5	.815	13	1	1st
Kentucky	Southeastern	Q	18	8	.692	1	1	19	9	.679	10	4	T2d
Louisville	Independent	L	19	7	.731	2	1	21	8	.724	—	—	—
Loyola Marymount	West Coast	Q	19	6	.760	1	1	20	7	.741	10	2	1st
Marquette	Independent	L	16	10	.615	0	1	16	11	.593	—	—	—
Morehead St.	Ohio Valley	Q	18	10	.643	1	2	19	12	.613	9	3	T1st
Ohio	Mid-American	Q	17	6	.739	0	1	17	7	.708	10	2	1st
Ohio St.	Big Ten	Q	24	0	1.000	3	1	27	1	.964	14	0	1st
Oregon	Independent	L	15	11	.577	0	1	15	12	.556	—	—	—
Princeton	Ivy	L	17	6	.739	1	2	18	8	.692	11	3	1st
Rhode Island	Yankee	Q	18	8	.692	0	1	18	9	.667	9	1	1st
St. Bonaventure	Independent	L	22	3	.880	2	1	24	4	.857	—	—	—
St. John's (NY)	Independent	L	20	4	.833	0	1	20	5	.800	—	—	—
Saint Joseph's	Middle Atlantic	Q	22	4	.846	3	1	25	5	.833	8	0	1st
Seattle	Independent	L	18	7	.720	0	1	18	8	.692	—	—	—
Southern California	AAWU	Q	20	6	.769	1	2	21	8	.724	9	3	1st
Texas Tech	Southwest	Q	14	9	.609	1	1	15	10	.600	11	3	1st
Utah	Mountain States	Q	21	6	.778	2	2	23	8	.742	12	2	T1st
Wake Forest	Atlantic Coast	Q	17	10	.630	2	1	19	11	.633	11	3	2d
Xavier	Independent	L	17	9	.654	0	1	17	10	.630	—	—	—

1962 Tournament

School	Conference	How	Pre-Tourney			Tourney		Final			Conf.		
			W	L	Pct.	W	L	W	L	Pct.	W	L	Fin.
Air Force	Independent	L	16	6	.727	0	1	16	7	.696	—	—	—
Arizona St.	Border	Q	23	3	.885	0	1	23	4	.852	8	0	1st
Bowling Green	Mid-American	Q	21	3	.875	0	1	21	4	.840	11	1	1st
Butler	Indiana Collegiate	L	20	5	.800	2	1	22	6	.786	10	2	1st
Cincinnati	Missouri Valley	Q	25	2	.926	4	0	29	2	.935	10	2	T1st
Colorado	Big Eight	Q	18	6	.750	1	1	19	7	.731	13	1	1st
Creighton	Independent	L	19	4	.826	2	1	21	5	.808	—	—	—
Detroit	Independent	L	15	11	.577	0	1	15	12	.556	—	—	—
Kentucky	Southeastern	Q	22	2	.917	1	1	23	3	.885	13	1	T1st
Massachusetts	Yankee	Q	15	8	.652	0	1	15	9	.625	8	2	1st
Memphis	Independent	L	15	6	.714	0	1	15	7	.682	—	—	—
New York U.	Independent	L	18	4	.818	2	1	20	5	.800	—	—	—
Ohio St.	Big Ten	Q	23	1	.958	3	1	26	2	.929	13	1	1st
Oregon St.	Independent	L	22	4	.846	2	1	24	5	.828	—	—	—
Pepperdine	West Coast	Q	19	6	.760	1	1	20	7	.741	11	1	1st
Saint Joseph's	Middle Atlantic	Q	18	8	.692	0	2	18	10	.643	9	1	1st
Seattle	Independent	L	18	8	.692	0	1	18	9	.667	—	—	—
Texas Tech	Southwest	Q	18	6	.750	1	2	19	8	.704	11	3	T1st
UCLA	AAWU	Q	16	9	.640	2	2	18	11	.621	10	2	1st
Utah St.	Mountain States	Q	21	5	.808	1	2	22	7	.759	12	2	2d
Villanova	Independent	L	19	6	.760	2	1	21	7	.750	—	—	—
Wake Forest	Atlantic Coast	Q	18	8	.692	4	1	22	9	.710	12	2	1st
West Virginia	Southern	Q	24	5	.828	0	1	24	6	.800	12	1	1st
Western Ky.	Ohio Valley	Q	16	8	.667	1	2	17	10	.630	11	1	1st
Yale	Ivy	L	18	5	.783	0	1	18	6	.750	13	1	1st

1963 Tournament

School	Conference	How	Pre-Tourney			Tourney		Final			Conf.		
			W	L	Pct.	W	L	W	L	Pct.	W	L	Fin.
Arizona St.	Western Athletic	Q	24	2	.923	2	1	26	3	.897	9	1	1st
Bowling Green	Mid-American	Q	18	6	.750	1	2	19	8	.704	9	3	1st
Cincinnati	Missouri Valley	Q	23	1	.958	3	1	26	2	.929	11	1	1st
Colorado	Big Eight	Q	18	6	.750	1	1	19	7	.731	11	3	T1st
Colorado St.	Independent	L	18	4	.818	0	1	18	5	.783	—	—	—
UConn	Yankee	Q	18	6	.750	0	1	18	7	.720	9	1	1st

School	Conference	How	Pre-Tourney			Tourney		Final			Conf.		
			W	L	Pct.	W	L	W	L	Pct.	W	L	Fin.
Duke	Atlantic Coast	Q	24	2	.923	3	1	27	3	.900	14	0	1st
Illinois	Big Ten	Q	19	5	.792	1	1	20	6	.769	11	3	T1st
Loyola Chicago	Independent	L	24	2	.923	5	0	29	2	.935	—	—	—
Mississippi St.	Southeastern	Q	21	5	.808	1	1	22	6	.786	12	2	1st
New York U.	Independent	L	17	3	.850	1	2	18	5	.783	—	—	—
Notre Dame	Independent	L	17	8	.680	0	1	17	9	.654	—	—	—
Oklahoma City	Independent	L	18	8	.692	1	2	19	10	.655	—	—	—
Oregon St.	Independent	L	19	7	.731	3	2	22	9	.710	—	—	—
Pittsburgh	Independent	L	19	5	.792	0	1	19	6	.760	—	—	—
Princeton	Ivy	Q	19	5	.792	0	1	19	6	.760	12	3	1st
Saint Joseph's	Middle Atlantic	Q	21	4	.840	2	1	23	5	.821	8	0	1st
San Francisco	West Coast	Q	17	8	.680	1	1	18	9	.667	10	2	1st
Seattle	Independent	L	21	5	.808	0	1	21	6	.778	—	—	—
Tennessee Tech	Ohio Valley	Q	16	7	.696	0	1	16	8	.667	8	4	T1st
Texas	Southwest	Q	18	6	.750	2	1	20	7	.741	13	1	1st
UTEP	Independent	L	19	6	.760	0	1	19	7	.731	—	—	—
UCLA	AAWU	Q	20	7	.741	0	2	20	9	.690	7	5	T1st
Utah St.	Independent	L	20	6	.769	0	1	20	7	.741	—	—	—
West Virginia	Southern	Q	21	7	.750	2	1	23	8	.742	11	2	1st

School	Conference	How	Pre-Tourney			Tourney		Final			Conf.		
			W	L	Pct.	W	L	W	L	Pct.	W	L	Fin.
Arizona St.	Western Athletic	Q	16	10	.615	0	1	16	11	.593	4	6	T4th
UConn	Yankee	Q	14	10	.583	2	1	16	11	.593	8	2	T1st
Creighton	Independent	L	21	5	.808	1	2	22	7	.759	—	—	—
Duke	Atlantic Coast	Q	23	4	.852	3	1	26	5	.839	13	1	1st
Kansas St.	Big Eight	Q	20	5	.800	2	2	22	7	.759	12	2	1st
Kentucky	Southeastern	Q	21	4	.840	0	2	21	6	.778	11	3	1st
Louisville	Independent	L	15	9	.625	0	1	15	10	.600	—	—	—
Louisville	Independent	L	20	5	.800	2	1	22	6	.786	—	—	—
Loyola Chicago	Independent	L	20	4	.833	3	1	23	5	.821	11	3	T1st
Michigan	Big Ten	Q	20	4	.833	3	1	23	5	.821	11	3	T1st
Murray St.	Ohio Valley	Q	16	8	.667	0	1	16	9	.640	11	3	1st
Ohio	Mid-American	Q	19	5	.792	2	1	21	6	.778	10	2	1st
Oklahoma City	Independent	L	15	10	.600	0	1	15	11	.577	—	—	—
Oregon St.	Independent	L	25	3	.893	0	1	25	4	.862	—	—	—
Princeton	Ivy	Q	19	7	.731	1	2	20	9	.690	12	2	1st
Providence	Independent	L	20	5	.800	0	1	20	6	.769	—	—	—
San Francisco	West Coast	Q	22	4	.846	1	1	23	5	.821	12	0	1st
Seattle	Independent	L	20	5	.800	2	1	22	6	.786	—	—	—
Temple	Middle Atlantic	Q	17	7	.708	0	1	17	8	.680	6	1	1st
UTEP	Independent	L	23	2	.920	2	1	25	3	.893	—	—	—
Texas A&M	Southwest	Q	18	6	.750	0	1	18	7	.720	13	1	1st
UCLA	AAWU	Q	26	0	1.000	4	0	30	0	1.000	15	0	1st
Utah St.	Independent	L	20	6	.769	1	2	21	8	.724	—	—	—
Villanova	Independent	L	22	3	.880	2	1	24	4	.857	—	—	—
VMI	Southern	Q	12	11	.522	0	1	12	12	.500	7	7	4th
Wichita St.	Missouri Valley	Q	22	5	.815	1	1	23	6	.793	10	2	T1st

School	Conference	How	Pre-Tourney			Tourney		Final			Conf.		
			W	L	Pct.	W	L	W	L	Pct.	W	L	Fin.
BYU	Western Athletic	Q	21	5	.808	0	2	21	7	.750	8	2	1st
Colorado St.	Independent	L	16	7	.696	0	1	16	8	.667	—	—	—
UConn	Yankee	Q	23	2	.920	0	1	23	3	.885	10	0	1st
Dayton	Independent	L	20	6	.769	2	1	22	7	.759	—	—	—
DePaul	Independent	L	16	8	.667	1	2	17	10	.630	—	—	—
Eastern Ky.	Ohio Valley	Q	19	5	.792	0	1	19	6	.760	13	1	1st
Houston	Independent	L	18	8	.692	1	2	19	10	.655	—	—	—
Michigan	Big Ten	Q	21	3	.875	3	1	24	4	.857	13	1	1st
North Carolina St.	Atlantic Coast	Q	20	4	.833	1	1	21	5	.808	10	4	T2d
Notre Dame	Independent	L	15	11	.577	0	1	15	12	.556	—	—	—
Ohio	Mid-American	Q	19	6	.760	0	1	19	7	.731	11	1	T1st
Oklahoma City	Independent	L	19	9	.679	2	1	21	10	.677	—	—	—
Oklahoma St.	Big Eight	Q	19	6	.760	1	1	20	7	.741	12	2	1st
Penn St.	Independent	L	20	3	.870	0	1	20	4	.833	—	—	—
Princeton	Ivy	Q	19	5	.792	4	1	23	6	.793	13	1	1st
Providence	Independent	L	22	1	.957	2	1	24	2	.923	—	—	—
Saint Joseph's	Middle Atlantic	Q	25	1	.962	1	2	26	3	.897	—	—	1st
San Francisco	West Coast	Q	23	4	.852	1	1	24	5	.828	13	1	1st
SMU	Southwest	Q	16	9	.640	1	1	17	10	.630	10	4	T1st
UCLA	AAWU	Q	24	2	.923	4	0	28	2	.933	14	0	1st
Vanderbilt	Southeastern	Q	23	3	.885	1	1	24	4	.857	15	1	1st
West Virginia	Southern	Q	14	14	.500	0	1	14	15	.483	8	6	4th
Wichita St.	Missouri Valley	Q	19	7	.731	2	2	21	9	.700	11	3	1st

School	Conference	How	Pre-Tourney			Tourney		Final			Conf.		
			W	L	Pct.	W	L	W	L	Pct.	W	L	Fin.
Cincinnati	Missouri Valley	Q	21	5	.808	0	2	21	7	.750	10	4	1st
Colorado St.	Independent	L	14	7	.667	0	1	14	8	.636	—	—	—
Davidson	Southern	Q	20	5	.800	1	2	21	7	.750	11	1	1st
Dayton	Independent	L	22	4	.846	1	2	23	6	.793	—	—	—
Duke	Atlantic Coast	Q	23	3	.885	3	1	26	4	.867	12	2	1st
Houston	Independent	L	21	5	.808	2	1	23	6	.793	—	—	—
Kansas	Big Eight	Q	22	3	.880	1	1	23	4	.852	13	1	1st
Kentucky	Southeastern	Q	24	1	.960	3	1	27	2	.931	15	1	1st
Loyola Chicago	Independent	L	22	2	.917	0	1	22	3	.880	—	—	—
Miami (OH)	Mid-American	Q	18	6	.750	0	1	18	7	.720	11	1	1st
Michigan	Big Ten	Q	17	7	.708	1	1	18	8	.692	11	3	1st
Oklahoma City	Independent	L	24	4	.857	0	1	24	5	.828	—	—	—
Oregon St.	AAWU	Q	20	6	.769	1	1	21	7	.750	12	2	1st
Pacific	West Coast	Q	22	4	.846	0	2	22	6	.786	13	1	1st

ALL-TIME TOURNAMENT FIELD

School	Conference	How	Pre-Tourney			Tourney		Final			Conf.		
			W	L	Pct.	W	L	W	L	Pct.	W	L	Fin.
Providence.....	Independent.....	L	22	4	.846	0	1	22	5	.815	—	—	—
Rhode Island.....	Yankee.....	Q	20	7	.741	0	1	20	8	.714	9	1	T1st
Saint Joseph's.....	Middle Atlantic.....	Q	22	4	.846	2	1	24	5	.828	—	—	1st
SMU.....	Southwest.....	Q	16	8	.667	1	1	17	9	.654	11	3	1st
Syracuse.....	Independent.....	L	21	5	.808	1	1	22	6	.786	—	—	—
UTEP.....	Independent.....	L	23	1	.958	5	0	28	1	.966	—	—	—
Utah.....	Western Athletic.....	Q	21	6	.778	2	2	23	8	.742	7	3	1st
Western Ky.....	Ohio Valley.....	Q	23	2	.920	2	1	25	3	.893	14	0	1st

1967 Tournament

School	Conference	How	Pre-Tourney			Tourney		Final			Conf.		
			W	L	Pct.	W	L	W	L	Pct.	W	L	Fin.
Boston College.....	Independent.....	L	19	2	.905	2	1	21	3	.875	—	—	—
UConn.....	Yankee.....	Q	17	6	.739	0	1	17	7	.708	9	1	1st
Dayton.....	Independent.....	L	21	5	.808	4	1	25	6	.806	—	—	—
Houston.....	Independent.....	L	23	3	.885	4	1	27	4	.871	—	—	—
Indiana.....	Big Ten.....	Q	17	7	.708	1	1	18	8	.692	10	4	T1st
Kansas.....	Big Eight.....	Q	22	3	.880	1	1	23	4	.852	13	1	1st
Louisville.....	Missouri Valley.....	Q	23	3	.885	0	2	23	5	.821	12	2	1st
New Mexico St.....	Independent.....	L	15	10	.600	0	1	15	11	.577	—	—	—
North Carolina.....	Atlantic Coast.....	Q	24	4	.857	2	2	26	6	.813	12	2	1st
Pacific.....	West Coast.....	Q	23	3	.885	1	1	24	4	.857	14	0	1st
Princeton.....	Ivy.....	Q	23	2	.920	2	1	25	3	.893	13	1	1st
St. John's (NY).....	Independent.....	L	22	3	.880	1	2	23	5	.821	—	—	—
Seattle.....	Independent.....	L	18	7	.720	0	1	18	8	.692	—	—	—
SMU.....	Southwest.....	Q	19	5	.792	1	1	20	6	.769	12	2	1st
Temple.....	Middle Atlantic.....	Q	20	7	.741	0	1	20	8	.714	—	—	1st
Tennessee.....	Southeastern.....	Q	21	5	.808	0	2	21	7	.750	15	3	1st
UTEP.....	Independent.....	L	20	5	.800	2	1	22	6	.786	—	—	—
Toledo.....	Mid-American.....	Q	23	1	.958	0	1	23	2	.920	11	1	1st
UCLA.....	AAWU.....	Q	26	0	1.000	4	0	30	0	1.000	14	0	1st
Virginia Tech.....	Independent.....	L	18	6	.750	2	1	20	7	.741	—	—	—
West Virginia.....	Southern.....	Q	19	8	.704	0	1	19	9	.679	9	1	1st
Western Ky.....	Ohio Valley.....	Q	23	2	.920	0	1	23	3	.885	13	1	1st
Wyoming.....	Western Athletic.....	Q	15	12	.556	0	2	15	14	.517	8	2	T1st

1968 Tournament

School	Conference	How	Pre-Tourney			Tourney		Final			Conf.		
			W	L	Pct.	W	L	W	L	Pct.	W	L	Fin.
Boston College.....	Independent.....	L	17	7	.708	0	1	17	8	.680	—	—	—
Bowling Green.....	Mid-American.....	Q	18	6	.750	0	1	18	7	.720	10	2	1st
Columbia.....	Ivy.....	L	21	4	.840	2	1	23	5	.821	13	2	1st
Davidson.....	Southern.....	Q	22	4	.846	2	1	24	5	.828	9	1	1st
East Tenn. St.....	Ohio Valley.....	Q	18	6	.750	1	2	19	8	.704	10	4	T1st
Florida St.....	Independent.....	L	19	7	.731	0	1	19	8	.704	—	—	—
Houston.....	Independent.....	L	28	0	1.000	3	2	31	2	.939	—	—	—
Kansas St.....	Big Eight.....	Q	19	7	.731	0	2	19	9	.679	11	3	1st
Kentucky.....	Southeastern.....	Q	21	4	.840	1	1	22	5	.815	15	3	1st
La Salle.....	Middle Atlantic.....	Q	20	7	.741	0	1	20	8	.714	—	—	1st
Louisville.....	Missouri Valley.....	Q	20	6	.769	1	1	21	7	.750	14	2	1st
Loyola Chicago.....	Independent.....	L	15	8	.652	0	1	15	9	.625	—	—	—
Marquette.....	Independent.....	L	21	5	.808	2	1	23	6	.793	—	—	—
New Mexico.....	Western Athletic.....	Q	23	3	.885	0	2	23	5	.821	8	2	1st
New Mexico St.....	Independent.....	L	21	5	.808	2	1	23	6	.793	—	—	—
North Carolina.....	Atlantic Coast.....	Q	25	3	.893	3	1	28	4	.875	12	2	1st
Ohio St.....	Big Ten.....	Q	18	7	.720	3	1	21	8	.724	10	4	T1st
St. Bonaventure.....	Independent.....	L	22	0	1.000	1	2	23	2	.920	—	—	—
St. John's (NY).....	Independent.....	L	19	7	.731	0	1	19	8	.704	—	—	—
Santa Clara.....	West Coast.....	Q	21	3	.875	1	1	22	4	.846	13	1	1st
TCU.....	Southwest.....	Q	14	10	.583	1	1	15	11	.577	9	5	1st
UCLA.....	AAWU.....	Q	25	1	.962	4	0	29	1	.967	14	0	1st
Weber St.....	Big Sky.....	Q	21	5	.808	0	1	21	6	.778	12	3	1st

1969 Tournament

School	Conference	How	Pre-Tourney			Tourney		Final			Conf.		
			W	L	Pct.	W	L	W	L	Pct.	W	L	Fin.
BYU.....	Western Athletic.....	Q	16	11	.593	0	1	16	12	.571	6	4	T1st
Colorado.....	Big Eight.....	Q	20	6	.769	1	1	21	7	.750	10	4	1st
Colorado St.....	Independent.....	L	15	6	.714	2	1	17	7	.708	—	—	—
Davidson.....	Southern.....	Q	25	2	.926	2	1	27	3	.900	9	0	1st
Dayton.....	Independent.....	L	20	6	.769	0	1	20	7	.741	—	—	—
Drake.....	Missouri Valley.....	Q	23	4	.852	3	1	26	5	.839	13	3	T1st
Duquesne.....	Independent.....	L	19	4	.826	2	1	21	5	.808	—	—	—
Kentucky.....	Southeastern.....	Q	22	4	.846	1	1	23	5	.821	16	2	1st
Marquette.....	Independent.....	L	22	4	.846	2	1	24	5	.828	—	—	—
Miami (OH).....	Mid-American.....	Q	14	10	.583	1	2	15	12	.556	10	2	1st
Murray St.....	Ohio Valley.....	Q	22	5	.815	0	1	22	6	.786	11	3	T1st
New Mexico St.....	Independent.....	L	23	3	.885	1	2	24	5	.828	—	—	—
North Carolina.....	Atlantic Coast.....	Q	25	3	.893	2	2	27	5	.844	12	2	1st
Notre Dame.....	Independent.....	L	20	6	.769	0	1	20	7	.741	—	—	—
Princeton.....	Ivy.....	Q	19	6	.760	0	1	19	7	.731	14	0	1st
Purdue.....	Big Ten.....	Q	20	4	.833	3	1	23	5	.821	13	1	1st
St. John's (NY).....	Independent.....	L	22	4	.846	1	2	23	6	.793	—	—	—
Saint Joseph's.....	Middle Atlantic.....	Q	17	10	.630	0	1	17	11	.607	—	—	3d
Santa Clara.....	West Coast.....	Q	26	1	.963	1	1	27	2	.931	13	1	1st
Seattle.....	Independent.....	L	19	7	.731	0	1	19	8	.704	—	—	—
Texas A&M.....	Southwest.....	Q	17	7	.708	1	2	18	9	.667	12	2	1st
Trinity (TX).....	Southland.....	L	19	4	.826	0	1	19	5	.792	7	1	1st
UCLA.....	Pacific-8.....	Q	25	1	.962	4	0	29	1	.967	13	1	1st
Villanova.....	Independent.....	L	21	4	.840	0	1	21	5	.808	—	—	—
Weber St.....	Big Sky.....	Q	25	2	.926	2	1	27	3	.900	15	0	1st

1970 Tournament

School	Conference	How	Pre-Tourney			Tourney		Final			Conf.		
			W	L	Pct.	W	L	W	L	Pct.	W	L	Fin.
Davidson.....	Southern.....	Q	22	4	.846	0	1	22	5	.815	10	0	1st
Dayton.....	Independent.....	L	19	7	.731	0	1	19	8	.704	—	—	—
Drake.....	Missouri Valley.....	Q	21	6	.778	1	1	22	7	.759	14	2	1st
Houston.....	Independent.....	L	24	3	.889	1	2	25	5	.833	—	—	—
Iowa.....	Big Ten.....	Q	19	4	.826	1	1	20	5	.800	14	0	1st
Jacksonville.....	Independent.....	L	23	1	.958	4	1	27	2	.931	—	—	—
Kansas St.....	Big Eight.....	Q	19	7	.731	1	1	20	8	.714	10	4	1st
Kentucky.....	Southeastern.....	Q	25	1	.962	1	1	26	2	.929	17	1	1st
Long Beach St.....	Pacific Coast.....	L	23	3	.885	1	2	24	5	.828	10	0	1st
New Mexico St.....	Independent.....	L	23	2	.920	4	1	27	3	.900	—	—	—
Niagara.....	Independent.....	L	21	5	.808	1	2	22	7	.759	—	—	—
North Carolina St.....	Atlantic Coast.....	Q	22	6	.786	1	1	23	7	.767	9	5	T2d
Notre Dame.....	Independent.....	L	20	6	.769	1	2	21	8	.724	—	—	—
Ohio.....	Mid-American.....	Q	20	4	.833	0	1	20	5	.800	9	1	1st
Penn.....	Ivy.....	Q	25	1	.962	0	1	25	2	.926	14	0	1st
Rice.....	Southwest.....	Q	14	10	.583	0	1	14	11	.560	10	4	1st
St. Bonaventure.....	Independent.....	L	22	1	.957	3	2	25	3	.893	—	—	—
Santa Clara.....	West Coast.....	Q	22	5	.815	1	1	23	6	.793	11	3	T1st
Temple.....	Middle Atlantic (E).....	Q	15	12	.556	0	1	15	13	.536	2	3	T3d
UTEP.....	Western Athletic.....	Q	17	7	.708	0	1	17	8	.680	10	4	1st
UCLA.....	Pacific-8.....	Q	24	2	.923	4	0	28	2	.933	12	2	1st
Utah St.....	Independent.....	L	20	6	.769	2	1	22	7	.759	—	—	—
Villanova.....	Independent.....	L	20	6	.769	2	1	22	7	.759	—	—	—
Weber St.....	Big Sky.....	Q	20	6	.769	0	1	20	7	.741	12	3	1st
Western Ky.....	Ohio Valley.....	Q	22	2	.917	0	1	22	3	.880	14	0	1st

1971 Tournament

School	Conference	How	Pre-Tourney			Tourney		Final			Conf.		
			W	L	Pct.	W	L	W	L	Pct.	W	L	Fin.
BYU.....	Western Athletic.....	Q	17	9	.654	1	2	18	11	.621	10	4	1st
Drake.....	Missouri Valley.....	Q	20	7	.741	1	1	21	8	.724	9	5	T1st
Duquesne.....	Independent.....	L	21	3	.875	0	1	21	4	.840	—	—	—
Fordham.....	Independent.....	L	24	2	.923	2	1	26	3	.897	—	—	—
Furman.....	Southern.....	Q	15	11	.577	0	1	15	12	.556	5	5	T5th
Houston.....	Independent.....	L	20	6	.769	2	1	22	7	.759	—	—	—
Jacksonville.....	Independent.....	L	22	3	.880	0	1	22	4	.846	—	—	—
Kansas.....	Big Eight.....	Q	25	1	.962	2	2	27	3	.900	14	0	1st
Kentucky.....	Southeastern.....	Q	22	4	.846	0	2	22	6	.786	16	2	1st
Long Beach St.....	Pacific Coast.....	L	22	4	.846	2	1	24	5	.828	10	0	1st
Marquette.....	Independent.....	L	26	0	1.000	2	1	28	1	.966	—	—	—
Miami (OH).....	Mid-American.....	Q	20	4	.833	0	1	20	5	.800	9	1	1st
New Mexico St.....	Independent.....	L	19	7	.731	0	1	19	8	.704	—	—	—
Notre Dame.....	Independent.....	L	19	7	.731	1	2	20	9	.690	—	—	—
Ohio St.....	Big Ten.....	Q	19	5	.792	1	1	20	6	.769	13	1	1st
Pacific.....	West Coast.....	Q	21	5	.808	1	1	22	6	.786	12	2	1st
Penn.....	Ivy.....	Q	26	0	1.000	2	1	28	1	.966	14	0	1st
Saint Joseph's.....	Middle Atlantic (E).....	Q	19	8	.704	0	1	19	9	.679	6	0	1st
South Carolina.....	Atlantic Coast.....	Q	23	4	.852	0	2	23	6	.793	10	4	2d
TCU.....	Southwest.....	Q	15	11	.577	0	1	15	12	.556	11	3	1st
UCLA.....	Pacific-8.....	L	25	1	.962	4	0	29	1	.967	14	0	1st
Utah St.....	Independent.....	Q	20	6	.769	0	1	20	7	.741	—	—	—
Villanova.....	Independent.....	L	23	6	.793	4	1	27	7	.794	—	—	—
Weber St.....	Big Sky.....	Q	21	5	.808	0	1	21	6	.778	12	2	1st
Western Ky.....	Ohio Valley.....	Q	20	5	.800	4	1	24	6	.800	12	2	1st

1972 Tournament

School	Conference	How	Pre-Tourney			Tourney		Final			Conf.		
			W	L	Pct.	W	L	W	L	Pct.	W	L	Fin.
BYU.....	Western Athletic.....	Q	21	4	.840	0	1	21	5	.808	12	2	1st
East Carolina.....	Southern.....	Q	14	14	.500	0	1	14	15	.483	7	5	4th
Eastern Ky.....	Ohio Valley.....	Q	15	10	.600	0	1	15	11	.577	9	5	T1st
Florida St.....	Independent.....	L	23	5	.821	4	1	27	6	.818	—	—	—
Hawaii.....	Independent.....	L	24	2	.923	0	1	24	3	.889	—	—	—
Houston.....	Independent.....	L	20	6	.769	0	1	20	7	.741	—	—	—
Kansas St.....	Big Eight.....	Q	18	8	.692	1	1	19	9	.679	12	2	1st
Kentucky.....	Southeastern.....	Q	20	6	.769	1	1	21	7	.750	14	4	T1st
Long Beach St.....	Pacific Coast.....	Q	23	3	.885	2	1	25	4	.862	10	2	1st
La.-Lafayette.....	Southland.....	L	23	3	.885	2	1	25	4	.862	8	0	1st
Louisville.....	Missouri Valley.....	Q	24	3	.889	2	2	26	5	.839	12	2	T1st
Marquette.....	Independent.....	L	24	2	.923	1	2	25	4	.862	—	—	—
Marshall.....	Independent.....	L	23	3	.885	0	1	23	4	.852	—	—	—
Minnesota.....	Big Ten.....	Q	17	6	.739	1	1	18	7	.720	11	3	1st
North Carolina.....	Atlantic Coast.....	Q	23	4	.852	3	1	26	5	.839	9	3	1st
Ohio.....	Mid-American.....	Q	15	10	.600	0	1	15	11	.577	7	3	T1st
Penn.....	Ivy.....	Q	23	2	.920	2	1	25	3	.893	13	1	1st
Providence.....	Independent.....	L	21	5	.808	0	1	21	6	.778	—	—	—
San Francisco.....	West Coast.....	Q	19	7	.731	1	1	20	8	.714	13	1	1st
South Carolina.....	Independent.....	L	22	4	.846	2	1	24	5	.828	—	—	—
Temple.....	Middle Atlantic (E).....	Q	23	7	.767	0	1	23	8	.742	6	0	1st
Texas.....	Southwest.....	Q	18	7	.720	1	2	19	9	.679	10	4	T1st
UCLA.....	Pacific-8.....	Q	26	0	1.000	4	0	30	0	1.000	14	0	1st
Villanova.....	Independent.....	L	19	6	.760	1	2	20	8	.714	—	—	—
Weber St.....	Big Sky.....	Q	17	9	.654	1	2	18	11	.621	10	4	1st

1973 Tournament

School	Conference	How	Pre-Tourney			Tourney		Final			Conf.		
			W	L	Pct.	W	L	W	L	Pct.	W	L	Fin.
Arizona St.....	Western Athletic.....	Q	18	7	.720	1	2	19	9	.679	10	4	1st
Austin Peay.....	Ohio Valley.....	Q	21	5	.808	1	2	22	7	.759	11	3	1st
Furman.....	Southern.....	Q	20	8	.714	0	1	20	9	.690	11	2	2d
Houston.....	Independent.....	L	23	3	.885	0	1	23	4	.852	—	—	—
Indiana.....	Big Ten.....	Q	19	5	.792	3	1	22	6	.786	11	3	1st

ALL-TIME TOURNAMENT FIELD

School	Conference	How	Pre-Tourney			Tourney		Final			Conf.		
			W	L	Pct.	W	L	W	L	Pct.	W	L	Fin.
Jacksonville.....	Independent.....	L	21	5	.808	0	1	21	6	.778	—	—	—
Kansas St.....	Big Eight.....	Q	22	4	.846	1	1	23	5	.821	12	2	1st
Kentucky.....	Southeastern.....	Q	19	7	.731	1	1	20	8	.714	14	4	1st
Long Beach St.....	Pacific Coast.....	Q	24	2	.923	2	1	26	3	.897	10	2	1st
La-Lafayette.....	Southland.....	L	23	3	.885	1	2	24	5	.828	12	0	1st
Marquette.....	Independent.....	L	23	3	.885	2	1	25	4	.862	—	—	—
Maryland.....	Atlantic Coast.....	Q	22	6	.786	1	1	23	7	.767	7	5	3d
Memphis.....	Missouri Valley.....	Q	21	5	.808	3	1	24	6	.800	12	2	1st
Miami (OH).....	Mid-American.....	Q	18	8	.692	0	1	18	9	.667	9	2	1st
Oklahoma City.....	Independent.....	L	21	5	.808	0	1	21	6	.778	—	—	—
Penn.....	Ivy.....	Q	20	5	.800	1	2	21	7	.750	12	2	1st
Providence.....	Independent.....	L	24	2	.923	3	2	27	4	.871	—	—	—
St. John's (NY).....	Independent.....	L	19	6	.760	0	1	19	7	.731	—	—	—
Saint Joseph's.....	Middle Atlantic (E).....	Q	22	5	.815	0	1	22	6	.786	6	0	1st
San Francisco.....	West Coast.....	Q	22	4	.846	1	1	23	5	.821	12	2	1st
South Carolina.....	Independent.....	L	20	6	.769	2	1	22	7	.759	—	—	—
Syracuse.....	Independent.....	L	22	4	.846	2	1	24	5	.828	—	—	—
Texas Tech.....	Southwest.....	Q	19	7	.731	0	1	19	8	.704	12	2	1st
UCLA.....	Pacific-8.....	Q	26	0	1.000	4	0	30	0	1.000	14	0	1st
Weber St.....	Big Sky.....	Q	20	6	.769	0	1	20	7	.741	13	1	1st

1974 Tournament

School	Conference	How	Pre-Tourney			Tourney		Final			Conf.		
			W	L	Pct.	W	L	W	L	Pct.	W	L	Fin.
Austin Peay.....	Ohio Valley.....	Q	17	9	.654	0	1	17	10	.630	10	4	T1st
Cal St. L.A.....	Pacific Coast.....	Q	17	9	.654	0	1	17	10	.630	8	4	2d
Creighton.....	Independent.....	L	21	6	.778	2	1	23	7	.767	—	—	—
Dayton.....	Independent.....	L	19	7	.731	1	2	20	9	.690	—	—	—
Furman.....	Southern.....	Q	21	7	.750	1	2	22	9	.710	11	1	1st
Idaho St.....	Big Sky.....	Q	20	7	.741	0	1	20	8	.714	11	3	T1st
Kansas.....	Big Eight.....	Q	21	5	.808	2	2	23	7	.767	13	1	1st
Louisville.....	Missouri Valley.....	Q	21	5	.808	0	2	21	7	.750	11	1	1st
Marquette.....	Independent.....	L	22	4	.846	4	1	26	5	.839	—	—	—
Michigan.....	Big Ten.....	Q	21	4	.840	1	1	22	5	.815	12	2	T1st
New Mexico.....	Western Athletic.....	Q	20	6	.769	2	1	22	7	.759	10	4	1st
North Carolina St.....	Atlantic Coast.....	Q	26	1	.963	4	0	30	1	.968	12	0	1st
Notre Dame.....	Independent.....	L	24	2	.923	2	1	26	3	.897	—	—	—
Ohio.....	Mid-American.....	Q	16	10	.615	0	1	16	11	.593	9	3	1st
Oral Roberts.....	Independent.....	L	21	5	.808	2	1	23	6	.793	—	—	—
Penn.....	Ivy.....	Q	21	5	.808	0	1	21	6	.778	13	1	1st
Pittsburgh.....	Independent.....	L	22	3	.880	2	1	24	4	.857	—	—	—
Providence.....	Independent.....	L	26	3	.897	2	1	28	4	.875	—	—	—
Saint Joseph's.....	Middle Atlantic (E).....	Q	19	10	.655	0	1	19	11	.633	5	1	T1st
San Francisco.....	West Coast.....	Q	18	8	.692	1	1	19	9	.679	12	2	1st
South Carolina.....	Independent.....	L	22	4	.846	0	1	22	5	.815	—	—	—
Syracuse.....	Independent.....	L	19	6	.760	0	1	19	7	.731	—	—	—
Texas.....	Southwest.....	Q	12	14	.462	0	1	12	15	.444	11	3	1st
UCLA.....	Pacific-8.....	Q	23	3	.885	3	1	26	4	.867	12	2	1st
Vanderbilt.....	Southeastern.....	Q	23	3	.885	0	2	23	5	.821	15	3	T1st

1975 Tournament

School	Conference	How	Pre-Tourney			Tourney		Final			Conf.		
			W	L	Pct.	W	L	W	L	Pct.	W	L	Fin.
Alabama.....	Southeastern.....	L	22	4	.846	0	1	22	5	.815	15	3	T1st
Arizona St.....	Western Athletic.....	Q	23	3	.885	2	1	25	4	.862	12	2	1st
Boston College.....	Independent (ECAC South-Upstate).....	Q	20	7	.741	1	2	21	9	.700	—	—	—
Central Mich.....	Mid-American.....	Q	20	5	.800	2	1	22	6	.786	10	4	1st
Cincinnati.....	Independent.....	L	21	5	.808	2	1	23	6	.793	—	—	—
Creighton.....	Independent.....	L	20	6	.769	0	1	20	7	.741	—	—	—
Furman.....	Southern.....	Q	22	6	.786	0	1	22	7	.759	12	0	1st
Georgetown.....	Independent (ECAC South).....	Q	18	9	.667	0	1	18	10	.643	—	—	—
Indiana.....	Big Ten.....	Q	29	0	1.000	2	1	31	1	.969	18	0	1st
Kansas.....	Big Eight.....	Q	19	7	.731	0	1	19	8	.704	11	3	1st
Kansas St.....	Big Eight.....	L	18	8	.692	2	1	20	9	.690	10	4	2d
Kentucky.....	Southeastern.....	Q	22	4	.846	4	1	26	5	.839	15	3	T1st
La Salle.....	East Coast (E).....	Q	22	6	.786	0	1	22	7	.759	5	1	T1st
Louisville.....	Missouri Valley.....	Q	24	2	.923	4	1	28	3	.903	12	2	1st
Marquette.....	Independent.....	L	23	3	.885	0	1	23	4	.852	—	—	—
Maryland.....	Atlantic Coast.....	L	22	4	.846	2	1	24	5	.828	10	2	1st
Michigan.....	Big Ten.....	L	19	7	.731	0	1	19	8	.704	12	6	2d
Middle Tenn.....	Ohio Valley.....	Q	23	4	.852	0	1	23	5	.821	12	2	1st
Montana.....	Big Sky.....	Q	20	6	.769	1	2	21	8	.724	13	1	1st
UNLV.....	West Coast.....	Q	22	4	.846	2	1	24	5	.828	13	1	1st
New Mexico St.....	Missouri Valley.....	L	20	6	.769	0	1	20	7	.741	11	3	2d
North Carolina.....	Atlantic Coast.....	Q	21	7	.750	2	1	23	8	.742	8	4	T2d
Notre Dame.....	Independent.....	L	18	8	.692	1	2	19	10	.655	—	—	—
Oregon St.....	Pacific-8.....	L	18	10	.643	1	2	19	12	.613	10	4	2d
Penn.....	Ivy.....	Q	23	4	.852	0	1	23	5	.821	13	1	1st
Rutgers.....	Independent (ECAC Metro).....	Q	22	6	.786	0	1	22	7	.759	—	—	—
San Diego St.....	Pacific Coast.....	Q	14	12	.538	0	1	14	13	.519	6	4	2d
Syracuse.....	Independent (ECAC Upstate).....	Q	20	7	.741	3	2	23	9	.719	—	—	—
UTEP.....	Western Athletic.....	L	20	5	.800	0	1	20	6	.769	10	4	2d
Texas A&M.....	Southwest.....	Q	20	6	.769	0	1	20	7	.741	12	2	1st
UCLA.....	Pacific-8.....	Q	23	3	.885	5	0	28	3	.903	12	2	1st
Utah St.....	Independent.....	L	21	5	.808	0	1	21	6	.778	—	—	—

1976 Tournament

School	Conference	How	Pre-Tourney			Tourney		Final			Conf.		
			W	L	Pct.	W	L	W	L	Pct.	W	L	Fin.
Alabama.....	Southeastern.....	Q	22	4	.846	1	1	23	5	.821	15	3	1st
Arizona.....	Western Athletic.....	Q	22	8	.733	2	1	24	9	.727	11	3	1st
Boise St.....	Big Sky.....	Q	18	10	.643	0	1	18	11	.621	9	5	T1st
Cincinnati.....	Metro.....	Q	25	5	.833	0	1	25	6	.806	2	1	T2d

School	Conference	How	Pre-Tourney			Tourney		Final			Conf.		
			W	L	Pct.	W	L	W	L	Pct.	W	L	Fin.
UConn	Yankee (ECAC South-Upstate)	Q	18	9	.667	1	1	19	10	.655	7	5	T2d
DePaul	Independent	L	19	8	.704	1	1	20	9	.690	—	—	—
Georgetown	Independent (ECAC South)	Q	21	6	.778	0	1	21	7	.750	—	—	—
Hofstra	East Coast (E)	Q	18	11	.621	0	1	18	12	.600	3	2	T2d
Indiana	Big Ten	Q	27	0	1.000	5	0	32	0	1.000	18	0	1st
Marquette	Independent	L	25	1	.962	2	1	27	2	.931	—	—	—
Memphis	Metro	L	21	8	.724	0	1	21	9	.700	1	1	4th
Michigan	Big Ten	L	21	6	.778	4	1	25	7	.781	14	4	2d
Missouri	Big Eight	Q	24	4	.857	2	1	26	5	.839	12	2	1st
UNLV	Independent	L	28	1	.966	1	1	29	2	.935	—	—	—
North Carolina	Atlantic Coast	L	25	3	.893	0	1	25	4	.862	11	1	1st
Notre Dame	Independent	L	22	5	.815	1	1	23	6	.793	—	—	—
Pepperdine	West Coast	Q	21	5	.808	1	1	22	6	.786	10	2	1st
Princeton	Ivy	Q	22	4	.846	0	1	22	5	.815	14	0	1st
Rutgers	Independent (ECAC Metro)	Q	28	0	1.000	3	2	31	2	.939	—	—	—
St. John's (NY)	Independent	L	23	5	.821	0	1	23	6	.793	—	—	—
San Diego St.	Pacific Coast	Q	16	12	.571	0	1	16	13	.552	5	5	T3d
Syracuse	Independent (ECAC Upstate)	Q	20	8	.714	0	1	20	9	.690	—	—	—
Tennessee	Southeastern	L	21	5	.808	0	1	21	6	.778	14	4	2d
Texas Tech	Southwest	Q	24	5	.828	1	1	25	6	.806	13	3	2d
UCLA	Pacific-8	Q	24	3	.889	4	1	28	4	.875	12	2	1st
Virginia	Atlantic Coast	Q	18	11	.621	0	1	18	12	.600	4	8	6th
VMI	Southern	Q	20	9	.690	2	1	22	10	.688	9	3	1st
Virginia Tech	Independent	L	21	6	.778	0	1	21	7	.750	—	—	—
Washington	Pacific-8	L	23	4	.852	0	1	23	5	.821	9	5	4th
Western Ky.	Ohio Valley	Q	20	8	.714	0	1	20	9	.690	11	3	1st
Western Mich.	Mid-American	Q	24	2	.923	1	1	25	3	.893	15	1	1st
Wichita St.	Missouri Valley	Q	18	9	.667	0	1	18	10	.643	10	2	1st

1977 Tournament

School	Conference	How	Pre-Tourney			Tourney		Final			Conf.		
			W	L	Pct.	W	L	W	L	Pct.	W	L	Fin.
Arizona	Western Athletic	L	21	5	.808	0	1	21	6	.778	10	4	2d
Arkansas	Southwest	Q	26	1	.963	0	1	26	2	.929	16	0	1st
Central Mich.	Mid-American	Q	18	9	.667	0	1	18	10	.643	13	3	T1st
Charlotte	Sun Belt	L	25	3	.893	3	2	28	5	.848	5	1	1st
Cincinnati	Metro	Q	25	4	.862	0	1	25	5	.833	4	2	2d
Detroit	Independent	L	25	2	.926	1	1	26	3	.897	—	—	—
Duquesne	Eastern Collegiate	Q	15	14	.517	0	1	15	15	.500	3	7	7th
Hofstra	East Coast (E)	Q	23	6	.793	0	1	23	7	.767	4	1	T1st
Holy Cross	Independent (ECAC South-Upstate)	Q	23	5	.821	0	1	23	6	.793	—	—	—
Idaho St.	Big Sky	Q	23	4	.852	2	1	25	5	.833	13	1	1st
Kansas St.	Big Eight	Q	23	6	.793	1	1	24	7	.774	11	3	1st
Kentucky	Southeastern	L	24	3	.889	2	1	26	4	.867	16	2	T1st
Long Beach St.	Pacific Coast	Q	21	7	.750	0	1	21	8	.724	9	3	T1st
Louisville	Metro	L	21	6	.778	0	1	21	7	.750	6	1	1st
Marquette	Independent	L	20	7	.741	5	0	25	7	.781	—	—	—
Michigan	Big Ten	Q	24	3	.889	2	1	26	4	.867	16	2	1st
Middle Tenn.	Ohio Valley	Q	20	8	.714	0	1	20	9	.690	9	5	T2d
UNLV	Independent	L	25	2	.926	4	1	29	3	.906	—	—	—
North Carolina	Atlantic Coast	Q	24	4	.857	4	1	28	5	.848	9	3	1st
Notre Dame	Independent	L	21	6	.778	1	1	22	7	.759	—	—	—
Princeton	Ivy	Q	21	4	.840	0	1	21	5	.808	13	1	1st
Providence	Independent	L	24	4	.857	0	1	24	5	.828	—	—	—
Purdue	Big Ten	L	20	7	.741	0	1	20	8	.714	14	4	2d
St. John's (NY)	Independent (ECAC Metro)	Q	22	8	.733	0	1	22	9	.710	—	—	—
San Francisco	West Coast	Q	29	1	.967	0	1	29	2	.935	14	0	1st
Southern Ill.	Missouri Valley	Q	21	6	.778	1	1	22	7	.759	8	4	T1st
Syracuse	Independent (ECAC South-Upstate)	Q	25	3	.893	1	1	26	4	.867	—	—	—
Tennessee	Southeastern	Q	22	5	.815	0	1	22	6	.786	16	2	T1st
UCLA	Pacific-8	Q	23	4	.852	1	1	24	5	.828	11	3	1st
Utah	Western Athletic	Q	21	6	.778	1	1	22	7	.759	11	3	1st
VMI	Southern	Q	25	3	.893	1	1	26	4	.867	8	2	T1st
Wake Forest	Atlantic Coast	L	20	7	.741	2	1	22	8	.733	8	4	T2d

1978 Tournament

School	Conference	How	Pre-Tourney			Tourney		Final			Conf.		
			W	L	Pct.	W	L	W	L	Pct.	W	L	Fin.
Arkansas	Southwest	L	28	3	.903	4	1	32	4	.889	14	2	T1st
Cal St. Fullerton	Pacific Coast	Q	21	8	.724	2	1	23	9	.719	9	5	T3d
Creighton	Missouri Valley	Q	19	8	.704	0	1	19	9	.679	12	4	1st
DePaul	Independent	L	25	2	.926	2	1	27	3	.900	—	—	—
Duke	Atlantic Coast	Q	23	6	.793	4	1	27	7	.794	8	4	2d
Florida St.	Metro	L	23	5	.821	0	1	23	6	.793	11	1	1st
Furman	Southern	Q	19	10	.655	0	1	19	11	.633	7	5	T4th
Houston	Southwest	Q	25	7	.781	0	1	25	8	.758	11	5	3d
Indiana	Big Ten	L	20	7	.741	1	1	21	8	.724	12	6	T2d
Kansas	Big Eight	L	24	4	.857	0	1	24	5	.828	13	1	1st
Kentucky	Southeastern	Q	25	2	.926	5	0	30	2	.938	16	2	1st
La Salle	East Coast (E)	Q	18	11	.621	0	1	18	12	.600	5	0	1st
Louisville	Metro	Q	22	6	.786	1	1	23	7	.767	9	3	2d
Marquette	Independent	L	24	3	.889	0	1	24	4	.857	—	—	—
Miami (OH)	Mid-American	Q	18	8	.692	1	1	19	9	.679	12	4	1st
Michigan St.	Big Ten	Q	23	4	.852	2	1	25	5	.833	15	3	1st
Missouri	Big Eight	Q	14	15	.483	0	1	14	16	.467	4	10	T6th
New Mexico	Western Athletic	Q	24	3	.889	0	1	24	4	.857	13	1	1st
North Carolina	Atlantic Coast	L	23	7	.767	0	1	23	8	.742	9	3	1st
Notre Dame	Independent	L	20	6	.769	3	2	23	8	.742	—	—	—
Penn.	Ivy	Q	19	7	.731	1	1	20	8	.714	12	2	1st
Providence	Independent	L	24	7	.774	0	1	24	8	.750	—	—	—
Rhode Island	Independent (ECAC New England)	Q	24	6	.800	0	1	24	7	.774	—	—	—



School	Conference	How	Pre-Tourney			Tourney		Final			Conf.		
			W	L	Pct.	W	L	W	L	Pct.	W	L	Fin.
St. Bonaventure	Independent (ECAC South-Upstate)	Q	21	7	.750	0	1	21	8	.724	—	—	—
St. John's (NY)	Independent (ECAC Metro)	Q	21	6	.778	0	1	21	7	.750	—	—	—
San Francisco	West Coast	Q	22	5	.815	1	1	23	6	.793	12	2	1st
Syracuse	Independent	L	22	5	.815	0	1	22	6	.786	—	—	—
UCLA	Pacific-8	Q	24	2	.923	1	1	25	3	.893	14	0	1st
Utah	Western Athletic	L	22	5	.815	1	1	23	6	.793	12	2	2d
Villanova	Eastern 8	Q	21	8	.724	2	1	23	9	.719	7	3	T1st
Weber St.	Big Sky	Q	19	9	.679	0	1	19	10	.655	9	5	3d
Western Ky.	Ohio Valley	Q	15	13	.536	1	1	16	14	.533	9	5	3d

1979 Tournament		Conference	How	Pre-Tourney			Tourney		Final			Conf.		
Seed	School			W	L	Pct.	W	L	W	L	Pct.	W	L	Fin.
6	Appalachian St.	Southern	Q	23	5	.821	0	1	23	6	.793	11	3	1st
2	Arkansas	Southwest	Q	23	4	.852	2	1	25	5	.833	13	3	T1st
5	BYU	Western Athletic	Q	20	7	.741	0	1	20	8	.714	10	2	1st
5	UConn	Independent (ECAC New England)	Q	21	7	.750	0	1	21	8	.724	—	—	—
2	DePaul	Independent	L	22	5	.815	4	1	26	6	.813	—	—	—
7	Detroit	Independent	L	22	5	.815	0	1	22	6	.786	—	—	—
2	Duke	Atlantic Coast	L	22	7	.759	0	1	22	8	.733	9	3	T1st
9	Eastern Ky.	Ohio Valley	Q	21	7	.750	0	1	21	8	.724	9	3	1st
3	Georgetown	Independent (ECAC South-Upstate)	Q	24	4	.857	0	1	24	5	.828	—	—	—
1	Indiana St.	Missouri Valley	Q	29	0	1.000	4	1	33	1	.971	16	0	1st
8	Iona	Independent (ECAC Metro)	Q	23	5	.821	0	1	23	6	.793	—	—	—
4	Iowa	Big Ten	L	20	7	.741	0	1	20	8	.714	13	5	T1st
9	Jacksonville	Sun Belt	Q	19	10	.655	0	1	19	11	.633	5	5	4th
10	Lamar	Southland	Q	22	8	.733	1	1	23	9	.719	9	1	1st
3	LSU	Southeastern	L	22	5	.815	1	1	23	6	.793	14	4	1st
3	Louisville	Metro	L	23	7	.767	1	1	24	8	.750	9	1	1st
3	Marquette	Independent	L	21	6	.778	1	1	22	7	.759	—	—	—
2	Michigan St.	Big Ten	Q	21	6	.778	5	0	26	6	.813	13	5	T1st
10	New Mexico St.	Missouri Valley	L	22	9	.710	0	1	22	10	.688	11	5	2d
1	North Carolina	Atlantic Coast	Q	23	5	.821	0	1	23	6	.793	9	3	T1st
1	Notre Dame	Independent	L	22	5	.815	2	1	24	6	.800	—	—	—
5	Oklahoma	Big Eight	Q	20	9	.690	1	1	21	10	.677	10	4	1st
6	Pacific	Pacific Coast	Q	18	11	.621	0	1	18	12	.600	11	3	1st
9	Penn.	Ivy	Q	21	5	.808	4	2	25	7	.781	13	1	1st
9	Pepperdine	West Coast	L	21	9	.700	1	1	22	10	.688	10	2	2d
6	Rutgers	Eastern 8	Q	21	8	.724	1	1	22	9	.710	7	3	T2d
10	St. John's (NY)	Independent	L	18	10	.643	3	1	21	11	.656	—	—	—
4	San Francisco	West Coast	Q	21	6	.778	1	1	22	7	.759	12	2	1st
6	South Ala.	Sun Belt	L	20	6	.769	0	1	20	7	.741	10	0	1st
7	Southern California	Pacific-10	L	19	8	.704	1	1	20	9	.690	14	4	2d
4	Syracuse	Independent	L	25	3	.893	1	1	26	4	.867	—	—	—
7	Temple	East Coast (E)	Q	25	3	.893	0	1	25	4	.862	10	0	1st
8	Tennessee	Southeastern	Q	20	11	.645	1	1	21	12	.636	12	6	2d
4	Texas	Southwest	L	21	7	.750	0	1	21	8	.724	8	8	T3d
5	Toledo	Mid-American	Q	21	7	.750	1	1	22	8	.733	13	3	T1st
1	UCLA	Pacific-10	Q	23	4	.852	2	1	25	5	.833	15	3	1st
8	Utah	Western Athletic	L	20	9	.690	0	1	20	10	.667	9	3	2d
10	Utah St.	Pacific Coast	L	19	10	.655	0	1	19	11	.633	9	5	T2d
8	Virginia Tech	Metro	Q	21	8	.724	1	1	22	9	.710	4	6	T4th
7	Weber St.	Big Sky	Q	24	8	.750	1	1	25	9	.735	10	4	1st

1980 Tournament		Conference	How	Pre-Tourney			Tourney		Final			Conf.		
Seed	School			W	L	Pct.	W	L	W	L	Pct.	W	L	Fin.
8	Alcorn	Southwestern	L	27	1	.964	1	1	28	2	.933	12	0	1st
5	Arizona St.	Pacific-10	L	21	6	.778	1	1	22	7	.759	15	3	2d
10	Arkansas	Southwest	L	21	7	.750	0	1	21	8	.724	13	3	2d
11	Bradley	Missouri Valley	Q	23	9	.719	0	1	23	10	.697	13	3	1st
3	BYU	Western Athletic	Q	24	4	.857	0	1	24	5	.828	13	1	1st
6	Clemson	Atlantic Coast	L	20	8	.714	3	1	23	9	.719	8	6	4th
1	DePaul	Independent	L	26	1	.963	0	1	26	2	.929	—	—	—
4	Duke	Atlantic Coast	Q	22	8	.733	2	1	24	9	.727	7	7	T5th
8	Florida St.	Metro	L	21	8	.724	1	1	22	9	.710	7	5	3d
10	Furman	Southern	Q	23	6	.793	0	1	23	7	.767	14	1	1st
3	Georgetown	Big East	L	24	5	.828	2	1	26	6	.813	5	1	T1st
11	Holy Cross	ECAC North	Q	19	10	.655	0	1	19	11	.633	16	10	3d
2	Indiana	Big Ten	Q	20	7	.741	1	1	21	8	.724	13	5	1st
6	Iona	Independent (ECAC Metro)	Q	28	4	.875	1	1	29	5	.853	—	—	—
5	Iowa	Big Ten	L	19	8	.704	4	2	23	10	.697	10	8	T4th
7	Kansas St.	Big Eight	Q	21	8	.724	1	1	22	9	.710	8	6	T2d
1	Kentucky	Southeastern	L	28	5	.848	1	1	29	6	.829	15	3	1st
11	La Salle	East Coast (E)	Q	22	8	.733	0	1	22	9	.710	7	4	3d
10	Lamar	Southland	Q	20	10	.667	2	1	22	11	.667	8	2	1st
1	LSU	Southeastern	Q	24	5	.828	2	1	26	6	.813	14	4	2d
2	Louisville	Metro	Q	28	3	.903	5	0	33	3	.917	12	0	1st
12	Loyola Marymount	West Coast	Q	14	13	.519	0	1	14	14	.500	10	6	T3d
9	Marquette	Independent	L	18	8	.692	0	1	18	9	.667	—	—	—
2	Maryland	Atlantic Coast	L	23	6	.793	1	1	24	7	.774	11	3	1st
5	Missouri	Big Eight	L	23	5	.821	2	1	25	6	.806	11	3	1st
3	North Carolina	Atlantic Coast	L	21	7	.750	0	1	21	8	.724	9	5	T2d
4	North Carolina St.	Atlantic Coast	L	20	7	.741	0	1	20	8	.714	9	5	T2d
4	Notre Dame	Independent	L	22	5	.815	0	1	22	6	.786	—	—	—
4	Ohio St.	Big Ten	L	20	7	.741	1	1	21	8	.724	12	6	2d
9	Old Dominion	Independent (ECAC South)	Q	25	4	.862	0	1	25	5	.833	—	—	—
2	Oregon St.	Pacific-10	Q	26	3	.897	0	1	26	4	.867	16	2	1st
12	Penn.	Ivy	Q	16	11	.593	1	1	17	12	.586	12	3	1st
6	Purdue	Big Ten	L	18	9	.667	5	1	23	10	.697	11	7	3d
3	St. John's (NY)	Big East	L	24	4	.857	0	1	24	5	.828	5	1	T1st

Seed	School	Conference	How	Pre-Tourney			Tourney		Final			Conf.		
				W	L	Pct.	W	L	W	L	Pct.	W	L	Fin.
12	San Jose St.	Pacific Coast	Q	17	11	.607	0	1	17	12	.586	7	6	4th
9	South Ala.	Sun Belt	L	23	5	.821	0	1	23	6	.793	12	2	1st
1	Syracuse	Big East	L	25	3	.893	1	1	26	4	.867	5	1	T1st
7	Tennessee	Southeastern	L	17	10	.630	1	1	18	11	.621	12	6	T3d
6	Texas A&M	Southwest	Q	24	7	.774	2	1	26	8	.765	14	2	1st
9	Toledo	Mid-American	Q	23	5	.821	0	1	23	6	.793	14	2	1st
8	UCLA	Pacific-10	L	17	9	.654	5	1	22	10	.688	12	6	4th
11	Utah St.	Pacific Coast	L	18	8	.692	0	1	18	9	.667	11	2	1st
8	Villanova	Eastern 8	Q	22	7	.759	1	1	23	8	.742	7	3	T1st
12	VCU	Sun Belt	L	18	11	.621	0	1	18	12	.600	8	6	5th
7	Virginia Tech	Metro	Q	20	7	.741	1	1	21	8	.724	8	4	2d
5	Washington St.	Pacific-10	L	22	5	.815	0	1	22	6	.786	14	4	3d
7	Weber St.	Big Sky	Q	26	2	.929	0	1	26	3	.897	13	1	1st
10	Western Ky.	Ohio Valley	Q	21	7	.750	0	1	21	8	.724	10	2	T1st

Seed	School	Conference	How	Pre-Tourney			Tourney		Final			Conf.		
				W	L	Pct.	W	L	W	L	Pct.	W	L	Fin.
7	UAB	Sun Belt	L	21	8	.724	2	1	23	9	.719	9	3	T1st
2	Arizona St.	Pacific-10	L	24	3	.889	0	1	24	4	.857	16	2	2d
5	Arkansas	Southwest	L	22	7	.759	2	1	24	8	.750	13	3	1st
12	Ball St.	Mid-American	Q	20	9	.690	0	1	20	10	.667	10	6	T1st
5	Boston College	Big East	L	21	6	.778	2	1	23	7	.767	10	4	1st
6	BYU	Western Athletic	L	22	6	.786	3	1	25	7	.781	12	4	3d
11	Chattanooga	Southern	Q	21	8	.724	0	1	21	9	.700	11	5	T1st
8	Creighton	Missouri Valley	Q	21	8	.724	0	1	21	9	.700	11	5	T2d
1	DePaul	Independent	L	27	1	.964	0	1	27	2	.931	—	—	—
6	Fresno St.	Pacific Coast	Q	25	3	.893	0	1	25	4	.862	12	2	1st
7	Georgetown	Big East	L	20	11	.645	0	1	20	12	.625	9	5	2d
8	Houston	Southwest	Q	21	8	.724	0	1	21	9	.700	10	6	T2d
12	Howard	Mid-Eastern	Q	17	11	.607	0	1	17	12	.586	6	4	T2d
7	Idaho	Big Sky	Q	25	3	.893	0	1	25	4	.862	12	2	1st
4	Illinois	Big Ten	L	20	7	.741	1	1	21	8	.724	12	6	3d
3	Indiana	Big Ten	Q	21	9	.700	5	0	26	9	.743	14	4	1st
3	Iowa	Big Ten	L	21	6	.778	0	1	21	7	.750	13	5	2d
10	James Madison	Independent (ECAC South)	Q	20	8	.714	1	1	21	9	.700	—	—	—
7	Kansas	Big Eight	Q	22	7	.759	2	1	24	8	.750	9	5	T2d
6	Kansas St.	Big Eight	L	21	8	.724	3	1	24	9	.727	9	5	T2d
2	Kentucky	Southeastern	L	22	5	.815	0	1	22	6	.786	15	3	2d
8	Lamar	Southland	Q	24	4	.857	1	1	25	5	.833	8	2	1st
12	LIU Brooklyn	Independent (ECAC Metro)	Q	18	10	.643	0	1	18	11	.621	—	—	—
1	LSU	Southeastern	L	28	3	.903	3	2	31	5	.861	17	1	1st
4	Louisville	Metro	Q	21	8	.724	0	1	21	9	.700	11	1	1st
6	Maryland	Atlantic Coast	L	20	9	.690	1	1	21	10	.677	8	6	4th
12	Mercer	Trans America	Q	18	11	.621	0	1	18	12	.600	7	4	3d
10	Ole Miss	Southeastern	Q	16	13	.552	0	1	16	14	.533	10	8	4th
9	Missouri	Big Eight	L	22	9	.710	0	1	22	10	.688	10	4	1st
2	North Carolina	Atlantic Coast	Q	25	7	.781	4	1	29	8	.784	10	4	2d
11	Northeastern	ECAC North	Q	23	5	.821	1	1	24	6	.800	21	5	1st
2	Notre Dame	Independent	L	22	5	.815	1	1	23	6	.793	—	—	—
1	Oregon St.	Pacific-10	Q	26	1	.963	0	1	26	2	.929	17	1	1st
10	Pittsburgh	Eastern 8	Q	18	11	.621	1	1	19	12	.613	8	5	4th
11	Princeton	Ivy	Q	18	9	.667	0	1	18	10	.643	14	1	1st
9	Saint Joseph's	East Coast (E)	Q	22	7	.759	3	1	25	8	.758	9	2	T2d
9	San Francisco	West Coast	Q	24	6	.800	0	1	24	7	.774	11	3	T1st
11	Southern U.	Southwestern	Q	17	10	.630	0	1	17	11	.607	8	4	T1st
4	Tennessee	Southeastern	L	20	7	.741	1	1	21	8	.724	12	6	3d
3	UCLA	Pacific-10	L	20	6	.769	0	1	20	7	.741	13	5	3d
3	Utah	Western Athletic	L	24	4	.857	1	1	25	5	.833	13	3	T1st
9	Villanova	Big East	L	19	10	.655	1	1	20	11	.645	8	6	T3d
1	Virginia	Atlantic Coast	L	25	3	.893	4	1	29	4	.879	13	1	1st
5	VCU	Sun Belt	Q	23	4	.852	1	1	24	5	.828	9	3	T1st
4	Wake Forest	Atlantic Coast	L	22	6	.786	0	1	22	7	.759	9	5	3d
10	Western Ky.	Ohio Valley	Q	21	7	.750	0	1	21	8	.724	12	2	1st
6	Wichita St.	Missouri Valley	L	23	6	.793	3	1	26	7	.788	12	4	1st
5	Wyoming	Western Athletic	Q	23	5	.821	1	1	24	6	.800	13	3	T1st

Seed	School	Conference	How	Pre-Tourney			Tourney		Final			Conf.		
				W	L	Pct.	W	L	W	L	Pct.	W	L	Fin.
4	Alabama	Southeastern	Q	23	6	.793	1	1	24	7	.774	12	6	3d
4	UAB	Sun Belt	Q	23	5	.821	2	1	25	6	.806	9	1	1st
11	Alcorn	Southwestern	Q	22	7	.759	0	1	22	8	.733	10	2	T1st
4	Arkansas	Southwest	Q	23	5	.821	0	1	23	6	.793	12	4	1st
8	Boston College	Big East	L	19	9	.679	3	1	22	10	.688	8	6	4th
10	Chattanooga	Southern	Q	26	3	.897	1	1	27	4	.871	15	1	1st
1	DePaul	Independent	L	26	1	.963	0	1	26	2	.929	—	—	—
10	Evansville	Midwestern	Q	23	5	.821	0	1	23	6	.793	10	2	1st
4	Fresno St.	Pacific Coast	Q	26	2	.929	1	1	27	3	.900	13	1	1st
1	Georgetown	Big East	Q	26	6	.813	4	1	30	7	.811	10	4	2d
6	Houston	Southwest	L	21	7	.750	4	1	25	8	.758	11	5	2d
3	Idaho	Big Sky	Q	26	2	.929	1	1	27	3	.900	13	1	1st
5	Indiana	Big Ten	L	18	9	.667	1	1	19	10	.655	12	6	T2d
6	Iowa	Big Ten	L	20	7	.741	1	1	21	8	.724	12	6	T2d
9	James Madison	Independent	L	23	5	.821	1	1	24	6	.800	—	—	—
5	Kansas	Big Eight	L	21	7	.750	2	1	23	8	.742	10	4	2d
6	Kentucky	Southeastern	L	22	7	.759	0	1	22	8	.733	13	5	T1st
8	La-Lafayette	Southland	Q	24	7	.774	0	1	24	8	.750	8	2	1st
11	La-Monroe	Trans America	Q	19	10	.655	0	1	19	11	.633	9	7	T3d
3	Louisville	Metro	L	20	9	.690	3	1	23	10	.697	8	4	T2d
7	Marquette	Independent	L	22	8	.733	1	1	23	9	.719	—	—	—

ALL-TIME TOURNAMENT FIELD

Seed	School	Conference	How	Pre-Tourney			Tourney		Final			Conf.		
				W	L	Pct.	W	L	W	L	Pct.	W	L	Fin.
2	Memphis.....	Metro.....	Q	23	4	.852	1	1	24	5	.828	10	2	1st
11	Middle Tenn.	Ohio Valley.....	Q	21	7	.750	1	1	22	8	.733	12	4	3d
2	Minnesota.....	Big Ten.....	Q	22	5	.815	1	1	23	6	.793	14	4	1st
2	Missouri.....	Big Eight.....	Q	26	3	.897	1	1	27	4	.871	12	2	1st
1	North Carolina.....	Atlantic Coast.....	Q	27	2	.931	5	0	32	2	.941	12	2	1st
12	N.C. A&T.....	Mid-Eastern.....	Q	19	8	.704	0	1	19	9	.679	10	2	1st
7	North Carolina St.	Atlantic Coast.....	L	22	9	.710	0	1	22	10	.688	7	7	4th
11	Northeastern.....	ECAC North.....	Q	22	6	.786	1	1	23	7	.767	8	1	1st
12	Northern Ill.....	Mid-American.....	Q	16	13	.552	0	1	16	14	.533	9	7	3d
8	Ohio St.....	Big Ten.....	L	21	9	.700	0	1	21	10	.677	12	6	T2d
10	Old Dominion.....	Independent (ECAC South).....	Q	18	11	.621	0	1	18	12	.600	—	—	—
2	Oregon St.....	Pacific-10.....	Q	23	4	.852	2	1	25	5	.833	16	2	1st
12	Penn.....	Ivy.....	Q	17	9	.654	0	1	17	10	.630	12	2	1st
7	Pepperdine.....	West Coast.....	Q	21	6	.778	1	1	22	7	.759	14	0	1st
10	Pittsburgh.....	Eastern 8.....	Q	20	9	.690	0	1	20	10	.667	8	6	3d
12	Robert Morris.....	ECAC Metro (S).....	Q	17	12	.586	0	1	17	13	.567	9	5	1st
5	St. John's (NY).....	Big East.....	L	20	8	.714	1	1	21	9	.700	9	5	3d
6	Saint Joseph's.....	East Coast (E).....	Q	25	4	.862	0	1	25	5	.833	10	1	2d
9	San Francisco.....	West Coast.....	L	25	5	.833	0	1	25	6	.806	11	3	2d
9	Southern California.....	Pacific-10.....	L	19	8	.704	0	1	19	9	.679	13	5	3d
9	Tennessee.....	Southeastern.....	L	19	9	.679	1	1	20	10	.667	13	5	T1st
3	Tulsa.....	Missouri Valley.....	Q	24	5	.828	0	1	24	6	.800	12	4	T2d
3	Villanova.....	Big East.....	L	22	7	.759	2	1	24	8	.750	11	3	1st
1	Virginia.....	Atlantic Coast.....	L	29	3	.906	1	1	30	4	.882	12	2	T1st
7	Wake Forest.....	Atlantic Coast.....	L	20	8	.714	1	1	21	9	.700	9	5	3d
5	West Virginia.....	Eastern 8.....	L	26	3	.897	1	1	27	4	.871	13	1	1st
8	Wyoming.....	Western Athletic.....	Q	22	6	.786	1	1	23	7	.767	14	2	1st

1983 Tournament				Pre-Tourney			Tourney		Final			Conf.		
Seed	School	Conference	How	W	L	Pct.	W	L	W	L	Pct.	W	L	Fin.
6	Alabama.....	Southeastern.....	L	20	11	.645	0	1	20	12	.625	8	10	T8th
10	UAB.....	Sun Belt.....	Q	19	13	.594	0	1	19	14	.576	9	5	3d
12	Alcorn.....	Southwestern.....	Q	21	9	.700	1	1	22	10	.688	10	4	3d
4	Arkansas.....	Southwest.....	L	25	3	.893	1	1	26	4	.867	14	2	2d
4	Boston College.....	Big East.....	L	24	6	.800	1	1	25	7	.781	12	4	T1st
—	Boston U.....	ECAC North.....	Q	21	9	.700	0	1	21	10	.677	8	2	T1st
9	Chattanooga.....	Southern.....	Q	26	3	.897	0	1	26	4	.867	15	1	1st
5	Georgetown.....	Big East.....	L	21	9	.700	1	1	22	10	.688	11	5	4th
4	Georgia.....	Southeastern.....	Q	21	9	.700	3	1	24	10	.706	9	9	T4th
—	Ga. Southern.....	Trans America.....	Q	18	11	.621	0	1	18	12	.600	8	6	T3d
1	Houston.....	Southwest.....	Q	27	2	.931	4	1	31	3	.912	16	0	1st
7	Illinois.....	Big Ten.....	L	21	10	.677	0	1	21	11	.656	11	7	T2d
6	Illinois St.....	Missouri Valley.....	Q	24	6	.800	0	1	24	7	.774	13	5	2d
2	Indiana.....	Big Ten.....	Q	23	5	.821	1	1	24	6	.800	13	5	1st
7	Iowa.....	Big Ten.....	L	19	9	.679	2	1	21	10	.677	11	7	T2d
10	James Madison.....	ECAC South.....	L	19	10	.655	1	1	20	11	.645	6	3	2d
3	Kentucky.....	Southeastern.....	L	21	7	.750	2	1	23	8	.742	13	5	1st
12	La Salle.....	East Coast (E).....	Q	17	13	.567	1	1	18	14	.563	7	2	T1st
11	Lamar.....	Southland.....	Q	22	7	.759	1	1	23	8	.742	9	3	1st
8	La-Lafayette.....	Independent.....	L	22	6	.786	0	1	22	7	.759	—	—	—
1	Louisville.....	Metro.....	Q	29	3	.906	3	1	32	4	.889	12	0	1st
9	Marquette.....	Independent.....	L	19	9	.679	0	1	19	10	.655	—	—	—
8	Maryland.....	Atlantic Coast.....	L	19	9	.679	1	1	20	10	.667	8	6	T3d
4	Memphis.....	Metro.....	L	22	7	.759	1	1	23	8	.742	6	6	4th
2	Missouri.....	Big Eight.....	L	26	7	.788	0	1	26	8	.765	12	2	1st
11	Morehead St.....	Ohio Valley.....	Q	19	10	.655	0	1	19	11	.633	10	4	2d
3	UNLV.....	Pacific Coast.....	Q	28	2	.933	0	1	28	3	.903	15	1	1st
2	North Carolina.....	Atlantic Coast.....	L	26	7	.788	2	1	28	8	.778	12	2	T1st
—	N.C. A&T.....	Mid-Eastern.....	Q	23	7	.767	0	1	23	8	.742	9	3	2d
6	North Carolina St.	Atlantic Coast.....	Q	20	10	.667	6	0	26	10	.722	8	6	T3d
11	Ohio.....	Mid-American.....	Q	22	8	.733	1	1	23	9	.719	12	6	2d
3	Ohio St.....	Big Ten.....	L	19	9	.679	1	1	20	10	.667	11	7	T2d
7	Oklahoma.....	Big Eight.....	L	23	8	.742	1	1	24	9	.727	10	4	2d
5	Oklahoma St.....	Big Eight.....	Q	24	6	.800	0	1	24	7	.774	9	5	T3d
11	Pepperdine.....	West Coast.....	Q	20	8	.714	0	1	20	9	.690	10	2	1st
12	Princeton.....	Ivy.....	Q	18	8	.692	2	1	20	9	.690	12	2	1st
5	Purdue.....	Big Ten.....	L	20	8	.714	1	1	21	9	.700	11	7	T2d
12	Robert Morris.....	ECAC Metro (S).....	Q	22	7	.759	1	1	23	8	.742	12	2	1st
9	Rutgers.....	Atlantic 10 (E).....	L	22	7	.759	1	1	23	8	.742	11	3	1st
1	St. John's (NY).....	Big East.....	Q	27	4	.871	1	1	28	5	.848	12	4	T1st
6	Syracuse.....	Big East.....	L	20	9	.690	1	1	21	10	.677	9	7	5th
8	Tennessee.....	Southeastern.....	L	19	11	.633	1	1	20	12	.625	9	9	T4th
2	UCLA.....	Pacific-10.....	Q	23	5	.821	0	1	23	6	.793	15	3	1st
10	Utah.....	Western Athletic.....	Q	16	13	.552	2	1	18	14	.563	11	5	T1st
10	Utah St.....	Pacific Coast.....	L	20	8	.714	0	1	20	9	.690	10	6	3d
3	Villanova.....	Big East.....	L	22	7	.759	2	1	24	8	.750	12	4	T1st
1	Virginia.....	Atlantic Coast.....	L	27	4	.871	2	1	29	5	.853	12	2	T1st
5	VCU.....	Sun Belt.....	L	23	6	.793	1	1	24	7	.774	12	2	T1st
8	Washington St.....	Pacific-10.....	L	22	6	.786	1	1	23	7	.767	14	4	2d
9	Weber St.....	Big Sky.....	Q	23	7	.767	0	1	23	8	.742	10	4	T1st
7	West Virginia.....	Atlantic 10 (W).....	Q	23	7	.767	0	1	23	8	.742	10	4	T1st
—	Xavier.....	Midwestern.....	Q	22	7	.759	0	1	22	8	.733	10	4	T2d

1984 Tournament				Pre-Tourney			Tourney		Final			Conf.		
Seed	School	Conference	How	W	L	Pct.	W	L	W	L	Pct.	W	L	Fin.
9	Alabama.....	Southeastern.....	L	18	11	.621	0	1	18	12	.600	10	8	5th
9	UAB.....	Sun Belt.....	Q	23	10	.697	0	1	23	11	.676	8	6	5th
12	Alcorn.....	Southwestern.....	Q	20	9	.690	1	1	21	10	.677	11	3	T1st
2	Arkansas.....	Southwest.....	L	25	6	.806	0	1	25	7	.781	14	2	2d

Seed	School	Conference	How	Pre-Tourney			Tourney		Final			Conf.		
				W	L	Pct.	W	L	W	L	Pct.	W	L	Fin.
5	Auburn	Southeastern	L	20	10	.667	0	1	20	11	.645	12	6	2d
8	BYU	Western Athletic	L	19	10	.655	1	1	20	11	.645	12	4	2d
10	Dayton	Independent	L	18	10	.643	3	1	21	11	.656	—	—	—
1	DePaul	Independent	L	26	2	.929	1	1	27	3	.900	—	—	—
3	Duke	Atlantic Coast	L	24	9	.727	0	1	24	10	.706	7	7	T3d
7	Fresno St.	Pacific Coast	L	25	7	.781	0	1	25	8	.758	13	5	3d
1	Georgetown	Big East	Q	29	3	.906	5	0	34	3	.919	14	2	1st
2	Houston	Southwest	Q	28	4	.875	4	1	32	5	.865	15	1	1st
—	Houston Baptist	Trans America	Q	24	6	.800	0	1	24	7	.774	11	3	1st
2	Illinois	Big Ten	Q	24	4	.857	2	1	26	5	.839	15	3	T1st
8	Illinois St.	Missouri Valley	L	22	7	.759	1	1	23	8	.742	13	3	T1st
4	Indiana	Big Ten	L	20	8	.714	2	1	22	9	.710	13	5	3d
10	Iona	Metro Atlantic	Q	23	7	.767	0	1	23	8	.742	11	3	T1st
5	Kansas	Big Eight	Q	21	9	.700	1	1	22	10	.688	9	5	2d
1	Kentucky	Southeastern	Q	26	4	.867	3	1	29	5	.853	14	4	1st
—	LIU Brooklyn	ECAC Metro	Q	20	10	.667	0	1	20	11	.645	11	5	T1st
7	LSU	Southeastern	L	18	10	.643	0	1	18	11	.621	11	7	T3d
10	Louisiana Tech	Southland	Q	25	6	.806	1	1	26	7	.788	8	4	3d
5	Louisville	Metro	L	22	10	.688	2	1	24	11	.686	11	3	T1st
10	Marshall	Southern	Q	25	5	.833	0	1	25	6	.806	13	3	1st
3	Maryland	Atlantic Coast	Q	23	7	.767	1	1	24	8	.750	9	5	2d
6	Memphis	Metro	Q	24	6	.800	2	1	26	7	.788	11	3	T1st
8	Miami (OH)	Mid-American	Q	24	5	.828	0	1	24	6	.800	16	2	1st
12	Morehead St.	Ohio Valley	Q	24	5	.828	1	1	25	6	.806	12	2	1st
11	Nevada	Big Sky	Q	17	13	.567	0	1	17	14	.548	7	7	T3d
5	UNLV	Pacific Coast	Q	27	5	.844	2	1	29	6	.829	16	2	1st
1	North Carolina	Atlantic Coast	L	27	2	.931	1	1	28	3	.903	14	0	1st
—	N.C. A&T	Mid-Eastern	Q	22	6	.786	0	1	22	7	.759	9	1	1st
11	Northeastern	ECAC North Atlantic	Q	26	4	.867	1	1	27	5	.844	14	0	1st
2	Oklahoma	Big Eight	L	29	4	.879	0	1	29	5	.853	13	1	1st
11	Oral Roberts	Midwestern	Q	21	9	.700	0	1	21	10	.677	11	3	1st
6	Oregon St.	Pacific-10	L	22	6	.786	0	1	22	7	.759	15	3	T1st
12	Princeton	Ivy	Q	17	9	.654	1	1	18	10	.643	10	4	1st
3	Purdue	Big Ten	L	22	6	.786	0	1	22	7	.759	15	3	T1st
12	Richmond	ECAC South	Q	20	9	.690	2	1	22	10	.688	7	3	1st
—	Rider	East Coast	Q	20	10	.667	0	1	20	11	.645	11	5	2d
9	St. John's (NY)	Big East	L	18	11	.621	0	1	18	12	.600	8	8	T4th
—	San Diego	West Coast	Q	18	9	.667	0	1	18	10	.643	9	3	1st
9	SMU	Southwest	L	24	7	.774	1	1	25	8	.758	12	4	3d
3	Syracuse	Big East	L	22	8	.733	1	1	23	9	.719	12	4	T2d
8	Temple	Atlantic 10	L	25	4	.862	1	1	26	5	.839	18	0	1st
4	UTEP	Western Athletic	Q	27	3	.900	0	1	27	4	.871	13	3	1st
4	Tulsa	Missouri Valley	Q	27	3	.900	0	1	27	4	.871	13	3	T1st
7	Villanova	Big East	L	18	11	.621	1	1	19	12	.613	12	4	T2d
7	Virginia	Atlantic Coast	L	17	11	.607	4	1	21	12	.636	6	8	T5th
6	VCU	Sun Belt	L	22	6	.786	1	1	23	7	.767	11	3	1st
4	Wake Forest	Atlantic Coast	L	21	8	.724	2	1	23	9	.719	7	7	T3d
6	Washington	Pacific-10	Q	22	6	.786	2	1	24	7	.774	15	3	T1st
11	West Virginia	Atlantic 10	Q	19	11	.633	1	1	20	12	.625	9	9	T4th

Seed	School	Conference	How	Pre-Tourney			Tourney		Final			Conf.		
				W	L	Pct.	W	L	W	L	Pct.	W	L	Fin.
7	Alabama	Southeastern	L	21	9	.700	2	1	23	10	.697	11	7	T3d
7	UAB	Sun Belt	L	24	8	.750	1	1	25	9	.735	11	3	2d
10	Arizona	Pacific-10	L	21	9	.700	0	1	21	10	.677	12	6	T3d
9	Arkansas	Southwest	L	21	12	.636	1	1	22	13	.629	10	6	T2d
11	Auburn	Southeastern	Q	20	11	.645	2	1	22	12	.647	8	10	T7th
11	Boston College	Big East	L	18	10	.643	2	1	20	11	.645	7	9	6th
9	Dayton	Independent	L	19	9	.679	0	1	19	10	.655	—	—	—
10	DePaul	Independent	L	19	9	.679	0	1	19	10	.655	—	—	—
3	Duke	Atlantic Coast	L	22	7	.759	1	1	23	8	.742	8	6	T4th
16	Fairleigh Dickinson	ECAC Metro	Q	21	9	.700	0	1	21	10	.677	10	4	2d
1	Georgetown	Big East	Q	30	2	.938	5	1	35	3	.921	14	2	2d
6	Georgia	Southeastern	L	21	8	.724	1	1	22	9	.710	12	6	2d
2	Georgia Tech	Atlantic Coast	Q	24	7	.774	3	1	27	8	.771	9	5	T1st
3	Illinois	Big Ten	L	24	8	.750	2	1	26	9	.743	12	6	2d
9	Illinois St.	Missouri Valley	L	21	7	.750	1	1	22	8	.733	11	5	T2d
13	Iona	Metro Atlantic	Q	26	4	.867	0	1	26	5	.839	11	3	1st
8	Iowa	Big Ten	L	21	10	.677	0	1	21	11	.656	10	8	T5th
13	Iowa St.	Big Eight	L	21	12	.636	0	1	21	13	.618	7	7	T3d
3	Kansas	Big Eight	L	25	7	.781	1	1	26	8	.765	11	3	1st
12	Kentucky	Southeastern	L	16	12	.571	2	1	18	13	.581	11	7	T3d
16	Lehigh	East Coast	Q	12	18	.400	0	1	12	19	.387	6	8	6th
4	LSU	Southeastern	L	19	9	.679	0	1	19	10	.655	13	5	1st
5	Louisiana Tech	Southland	Q	27	2	.931	2	1	29	3	.906	11	1	1st
4	Loyola Chicago	Midwestern	Q	25	5	.833	2	1	27	6	.818	13	1	1st
15	Marshall	Southern	Q	21	12	.636	0	1	21	13	.618	14	2	1st
5	Maryland	Atlantic Coast	L	23	11	.676	2	1	25	12	.676	8	6	T3d
2	Memphis	Metro	Q	27	3	.900	4	1	31	4	.886	13	1	1st
15	Mercer	Trans America	Q	22	8	.733	0	1	22	9	.710	10	4	T2d
12	Miami (OH)	Mid-American	L	20	10	.667	0	1	20	11	.645	13	5	2d
1	Michigan	Big Ten	Q	25	3	.893	1	1	26	4	.867	16	2	1st
10	Michigan St.	Big Ten	L	19	9	.679	0	1	19	10	.655	10	8	T5th
15	Middle Tenn.	Ohio Valley	Q	17	13	.567	0	1	17	14	.548	7	7	5th
13	Navy	ECAC South	Q	25	5	.833	1	1	26	6	.813	11	3	T1st
14	Nevada	Big Sky	Q	21	9	.700	0	1	21	10	.677	11	3	1st
4	UNLV	Pacific Coast	L	27	3	.900	1	1	28	4	.875	17	1	1st
2	North Carolina	Atlantic Coast	Q	24	8	.750	3	1	27	9	.750	9	5	T1st
16	N.C. A&T	Mid-Eastern	Q	19	9	.679	0	1	19	10	.655	10	2	1st

ALL-TIME TOURNAMENT FIELD

Seed	School	Conference	How	Pre-Tourney			Tourney		Final			Conf.		
				W	L	Pct.	W	L	W	L	Pct.	W	L	Fin.
3	North Carolina St.	Atlantic Coast	L	20	9	.690	3	1	23	10	.697	9	5	T1st
14	Northeastern	ECAC North Atlantic	Q	22	8	.733	0	1	22	9	.710	13	3	T1st
7	Notre Dame	Independent	L	20	8	.714	1	1	21	9	.700	—	—	—
14	Ohio	Mid-American	Q	22	7	.759	0	1	22	8	.733	14	4	1st
4	Ohio St.	Big Ten	L	19	9	.679	1	1	20	10	.667	11	7	T3d
1	Oklahoma	Big Eight	Q	28	5	.848	3	1	31	6	.838	13	1	1st
12	Old Dominion	Sun Belt	L	19	11	.633	0	1	19	12	.613	9	5	3d
10	Oregon St.	Pacific-10	L	22	8	.733	0	1	22	9	.710	12	6	T3d
15	Penn.	Ivy	Q	13	13	.500	0	1	13	14	.481	10	4	1st
14	Pepperdine	West Coast	Q	23	8	.742	0	1	23	9	.719	11	1	1st
12	Pittsburgh	Big East	L	17	11	.607	0	1	17	12	.586	8	8	5th
6	Purdue	Big Ten	L	20	8	.714	0	1	20	9	.690	11	7	T3d
1	St. John's (NY)	Big East	L	27	3	.900	4	1	31	4	.886	15	1	1st
13	San Diego St.	Western Athletic	Q	23	7	.767	0	1	23	8	.742	11	5	2d
8	Southern California	Pacific-10	L	19	9	.679	0	1	19	10	.655	13	5	T1st
16	Southern U.	Southwestern	Q	19	10	.655	0	1	19	11	.633	9	5	2d
5	SMU	Southwest	L	22	9	.710	1	1	23	10	.697	10	6	T2d
7	Syracuse	Big East	L	21	8	.724	1	1	22	9	.710	9	7	T3d
8	Temple	Atlantic 10	Q	24	5	.828	1	1	25	6	.806	15	3	2d
11	UTEP	Western Athletic	L	21	9	.700	1	1	22	10	.688	12	4	1st
6	Texas Tech	Southwest	Q	23	7	.767	0	1	23	8	.742	12	4	1st
6	Tulsa	Missouri Valley	L	23	7	.767	0	1	23	8	.742	12	4	1st
8	Villanova	Big East	L	19	10	.655	6	0	25	10	.714	9	7	3d
2	VCU	Sun Belt	Q	25	5	.833	1	1	26	6	.813	12	2	1st
9	Virginia Tech	Metro	L	20	8	.714	0	1	20	9	.690	10	4	2d
5	Washington	Pacific-10	Q	22	9	.710	0	1	22	10	.688	13	5	1st
11	Wichita St.	Missouri Valley	Q	18	12	.600	0	1	18	13	.581	11	5	T2d
1986 Tournament														
Seed	School	Conference	How	Pre-Tourney			Tourney		Final			Conf.		
				W	L	Pct.	W	L	W	L	Pct.	W	L	Fin.
15	Akron	Ohio Valley	Q	22	7	.759	0	1	22	8	.733	10	4	T1st
5	Alabama	Southeastern	L	22	8	.733	2	1	24	9	.727	13	5	T2d
6	UAB	Sun Belt	L	24	10	.706	1	1	25	11	.694	9	5	T3d
9	Arizona	Pacific-10	Q	23	8	.742	0	1	23	9	.719	14	4	1st
14	UALR	Trans America	Q	22	10	.688	1	1	23	11	.676	12	2	1st
8	Auburn	Southeastern	L	19	10	.655	3	1	22	11	.667	13	5	T2d
14	Ball St.	Mid-American	Q	21	9	.700	0	1	21	10	.677	11	7	3d
7	Bradley	Missouri Valley	L	31	2	.939	1	1	32	3	.914	16	0	1st
15	Brown	Ivy	Q	16	10	.615	0	1	16	11	.593	10	4	1st
14	Cleveland St.	Mid-Continent	L	27	3	.900	2	1	29	4	.879	13	1	1st
16	Davidson	Southern	Q	20	10	.667	0	1	20	11	.645	10	6	T2d
12	DePaul	Independent	L	16	12	.571	2	1	18	13	.581	—	—	—
15	Drexel	East Coast	L	19	11	.633	0	1	19	12	.613	11	3	1st
1	Duke	Atlantic Coast	Q	32	2	.941	5	1	37	3	.925	12	2	1st
13	Fairfield	Metro Atlantic	Q	24	6	.800	0	1	24	7	.774	13	1	1st
4	Georgetown	Big East	L	23	7	.767	1	1	24	8	.750	11	5	3d
2	Georgia Tech	Atlantic Coast	L	25	6	.806	2	1	27	7	.794	11	3	2d
4	Illinois	Big Ten	L	21	9	.700	1	1	22	10	.688	11	7	T4th
3	Indiana	Big Ten	L	21	7	.750	0	1	21	8	.724	13	5	2d
11	Iowa	Big Ten	L	20	11	.645	0	1	20	12	.625	10	8	6th
7	Iowa St.	Big Eight	L	20	10	.667	2	1	22	11	.667	9	5	2d
8	Jacksonville	Sun Belt	Q	21	9	.700	0	1	21	10	.677	9	5	T3d
1	Kansas	Big Eight	Q	31	3	.912	4	1	35	4	.897	13	1	1st
1	Kentucky	Southeastern	Q	29	3	.906	3	1	32	4	.889	17	1	1st
13	La.-Monroe	Southland	Q	20	9	.690	0	1	20	10	.667	9	3	1st
11	LSU	Southeastern	L	22	11	.667	4	1	26	12	.684	9	9	T5th
2	Louisville	Metro	Q	26	7	.788	6	0	32	7	.821	10	2	1st
15	Marist	ECAC Metro	Q	19	11	.633	0	1	19	12	.613	11	5	2d
5	Maryland	Atlantic Coast	L	18	13	.581	1	1	19	14	.576	6	8	6th
3	Memphis	Metro	L	27	5	.844	1	1	28	6	.824	9	3	2d
10	Miami (OH)	Mid-American	L	24	6	.800	0	1	24	7	.774	16	2	1st
2	Michigan	Big Ten	Q	27	4	.871	1	1	28	5	.848	14	4	1st
5	Michigan St.	Big Ten	L	21	7	.750	2	1	23	8	.742	12	6	3d
16	Mississippi Val.	Southwestern	Q	20	10	.667	0	1	20	11	.645	10	4	3d
11	Missouri	Big Eight	L	21	13	.618	0	1	21	14	.600	8	6	T3d
16	Montana St.	Big Sky	Q	14	16	.467	0	1	14	17	.452	6	8	T6th
7	Navy	Colonial	Q	27	4	.871	3	1	30	5	.857	13	1	1st
9	Nebraska	Big Eight	L	19	10	.655	0	1	19	11	.633	8	6	T3d
4	UNLV	Pacific Coast	Q	31	4	.886	2	1	33	5	.868	16	2	1st
3	North Carolina	Atlantic Coast	L	26	5	.839	2	1	28	6	.824	10	4	3d
16	N.C. A&T	Mid-Eastern	Q	22	7	.759	0	1	22	8	.733	12	2	1st
6	North Carolina St.	Atlantic Coast	L	18	12	.600	3	1	21	13	.618	7	7	T4th
13	Northeastern	ECAC North Atlantic	Q	26	4	.867	0	1	26	5	.839	16	2	1st
3	Notre Dame	Independent	L	23	5	.821	0	1	23	6	.793	—	—	—
4	Oklahoma	Big Eight	L	25	8	.758	1	1	26	9	.743	8	6	T3d
8	Old Dominion	Sun Belt	L	22	7	.759	1	1	23	8	.742	11	3	1st
12	Pepperdine	West Coast	Q	25	4	.862	0	1	25	5	.833	13	1	1st
6	Purdue	Big Ten	L	22	9	.710	0	1	22	10	.688	11	7	T4th
11	Richmond	Colonial	L	23	6	.793	0	1	23	7	.767	12	2	2d
1	St. John's (NY)	Big East	Q	30	4	.882	1	1	31	5	.861	14	2	T1st
6	Saint Joseph's	Atlantic 10	Q	25	5	.833	1	1	26	6	.813	16	2	1st
2	Syracuse	Big East	L	25	5	.833	1	1	26	6	.813	14	2	T1st
9	Temple	Atlantic 10	L	24	5	.828	1	1	25	6	.806	15	3	T2d
10	UTEP	Western Athletic	Q	27	5	.844	0	1	27	6	.818	12	4	T1st
13	Texas Tech	Southwest	Q	17	13	.567	0	1	17	14	.548	9	7	5th
10	Tulsa	Missouri Valley	Q	23	8	.742	0	1	23	9	.719	10	6	T2d
14	Utah	Western Athletic	L	20	9	.690	0	1	20	10	.667	12	4	T1st
10	Villanova	Big East	L	22	13	.629	1	1	23	14	.622	10	6	4th
5	Virginia	Atlantic Coast	L	19	10	.655	0	1	19	11	.633	7	7	T4th

Seed	School	Conference	How	Pre-Tourney			Tourney		Final			Conf.		
				W	L	Pct.	W	L	W	L	Pct.	W	L	Fin.
7	Virginia Tech.....	Metro.....	L	22	8	.733	0	1	22	9	.710	7	5	3d
12	Washington.....	Pacific-10.....	L	19	11	.633	0	1	19	12	.613	13	5	2d
9	West Virginia.....	Atlantic 10.....	L	22	10	.688	0	1	22	11	.667	15	3	T2d
8	Western Ky.....	Sun Belt.....	L	22	7	.759	1	1	23	8	.742	10	4	2d
12	Xavier.....	Midwestern.....	Q	25	4	.862	0	1	25	5	.833	10	2	1st

Seed	School	Conference	How	Pre-Tourney			Tourney		Final			Conf.		
				W	L	Pct.	W	L	W	L	Pct.	W	L	Fin.
2	Alabama.....	Southeastern.....	Q	26	4	.867	2	1	28	5	.848	16	2	1st
11	UAB.....	Sun Belt.....	Q	21	10	.677	0	1	21	11	.656	10	4	3d
10	Arizona.....	Pacific-10.....	L	18	11	.621	0	1	18	12	.600	13	5	2d
8	Auburn.....	Southeastern.....	L	17	12	.586	1	1	18	13	.581	9	9	5th
14	Austin Peay.....	Ohio Valley.....	Q	19	11	.633	1	1	20	12	.625	8	6	T4th
10	BYU.....	Western Athletic.....	L	21	10	.677	0	1	21	11	.656	12	4	2d
16	Bucknell.....	East Coast.....	Q	22	8	.733	0	1	22	9	.710	11	3	1st
13	Central Mich.....	Mid-American.....	Q	22	7	.759	0	1	22	8	.733	14	2	1st
4	Clemson.....	Atlantic Coast.....	L	25	5	.833	0	1	25	6	.806	10	4	2d
3	DePaul.....	Independent.....	L	26	2	.929	2	1	28	3	.903	—	—	—
5	Duke.....	Atlantic Coast.....	L	22	8	.733	2	1	24	9	.727	9	5	3d
16	Fairfield.....	Metro Atlantic.....	Q	15	15	.500	0	1	15	16	.484	5	9	7th
6	Florida.....	Southeastern.....	L	21	10	.677	2	1	23	11	.676	12	6	2d
1	Georgetown.....	Big East.....	Q	26	4	.867	3	1	29	5	.853	12	4	T1st
8	Georgia.....	Southeastern.....	L	18	11	.621	0	1	18	12	.600	10	8	T3d
15	Ga. Southern.....	Trans America.....	Q	20	10	.667	0	1	20	11	.645	12	6	4th
7	Georgia Tech.....	Atlantic Coast.....	L	16	12	.571	0	1	16	13	.552	7	7	5th
12	Houston.....	Southwest.....	L	18	11	.621	0	1	18	12	.600	9	7	T3d
16	Idaho St.....	Big Sky.....	Q	15	15	.500	0	1	15	16	.484	5	9	T5th
3	Illinois.....	Big Ten.....	L	23	7	.767	0	1	23	8	.742	13	5	4th
1	Indiana.....	Big Ten.....	Q	24	4	.857	6	0	30	4	.882	15	3	T1st
2	Iowa.....	Big Ten.....	L	27	4	.871	3	1	30	5	.857	14	4	3d
5	Kansas.....	Big Eight.....	L	23	10	.697	2	1	25	11	.694	9	5	T2d
9	Kansas St.....	Big Eight.....	L	19	10	.655	1	1	20	11	.645	8	6	4th
8	Kentucky.....	Southeastern.....	L	18	10	.643	0	1	18	11	.621	10	8	T3d
10	LSU.....	Southeastern.....	L	21	14	.600	3	1	24	15	.615	8	10	T6th
14	Louisiana Tech.....	Southland.....	Q	22	7	.759	0	1	22	8	.733	9	1	1st
14	Marist.....	ECAC Metro.....	Q	20	9	.690	0	1	20	10	.667	15	1	1st
13	Marshall.....	Southern.....	Q	25	5	.833	0	1	25	6	.806	15	1	1st
9	Michigan.....	Big Ten.....	L	19	11	.633	1	1	20	12	.625	10	8	5th
12	Middle Tenn.....	Ohio Valley.....	L	22	6	.786	0	1	22	7	.759	11	3	1st
4	Missouri.....	Big Eight.....	Q	24	9	.727	0	1	24	10	.706	11	3	1st
15	Missouri St.....	Mid-Continent.....	L	27	5	.844	1	1	28	6	.824	13	1	1st
8	Navy.....	Colonial.....	Q	26	5	.839	0	1	26	6	.813	13	1	1st
1	UNLV.....	Pacific Coast.....	Q	33	1	.971	4	1	37	2	.949	18	0	1st
7	New Orleans.....	Independent.....	L	25	3	.893	1	1	26	4	.867	—	—	—
1	North Carolina.....	Atlantic Coast.....	L	29	3	.906	3	1	32	4	.889	14	0	1st
15	N.C. A&T.....	Mid-Eastern.....	Q	24	5	.828	0	1	24	6	.800	12	2	2d
11	North Carolina St.....	Atlantic Coast.....	Q	20	14	.588	0	1	20	15	.571	6	8	6th
14	Northeastern.....	ECAC North Atlantic.....	Q	27	6	.818	0	1	27	7	.794	17	1	1st
5	Notre Dame.....	Independent.....	L	22	7	.759	2	1	24	8	.750	—	—	—
9	Ohio St.....	Big Ten.....	L	19	12	.613	1	1	20	13	.606	9	9	6th
6	Oklahoma.....	Big Eight.....	L	22	9	.710	2	1	24	10	.706	9	5	T2d
16	Penn.....	Ivy.....	Q	13	13	.500	0	1	13	14	.481	10	4	1st
3	Pittsburgh.....	Big East.....	L	24	7	.774	1	1	25	8	.758	12	4	T1st
6	Providence.....	Big East.....	L	21	8	.724	4	1	25	9	.735	10	6	T4th
3	Purdue.....	Big Ten.....	L	24	4	.857	1	1	25	5	.833	15	3	T1st
6	St. John's (NY).....	Big East.....	L	20	8	.714	1	1	21	9	.700	10	6	T4th
9	San Diego.....	West Coast.....	L	24	5	.828	0	1	24	6	.800	13	1	1st
15	Santa Clara.....	West Coast.....	Q	18	13	.581	0	1	18	14	.563	6	8	T4th
15	Southern U.....	Southwestern.....	Q	19	11	.633	0	1	19	12	.613	9	5	T2d
2	Syracuse.....	Big East.....	L	26	6	.813	5	1	31	7	.816	12	4	T1st
2	Temple.....	Atlantic 10.....	Q	31	3	.912	1	1	32	4	.889	17	1	1st
7	UTEP.....	Western Athletic.....	L	24	6	.800	1	1	25	7	.781	13	3	1st
12	Texas A&M.....	Southwest.....	Q	17	13	.567	0	1	17	14	.548	6	10	8th
4	TCU.....	Southwest.....	L	23	6	.793	1	1	24	7	.774	14	2	1st
11	Tulsa.....	Missouri Valley.....	L	22	7	.759	0	1	22	8	.733	11	3	1st
4	UCLA.....	Pacific-10.....	Q	24	6	.800	1	1	25	7	.781	12	6	T2d
5	Virginia.....	Atlantic Coast.....	L	21	9	.700	0	1	21	10	.677	8	6	4th
7	West Virginia.....	Atlantic 10.....	L	23	7	.767	0	1	23	8	.742	15	3	2d
10	Western Ky.....	Sun Belt.....	L	28	8	.778	1	1	29	9	.763	12	2	1st
11	Wichita St.....	Missouri Valley.....	Q	22	10	.688	0	1	22	11	.667	9	5	3d
12	Wyoming.....	Western Athletic.....	Q	22	9	.710	2	1	24	10	.706	11	5	T3d
13	Xavier.....	Midwestern.....	Q	18	12	.600	1	1	19	13	.594	7	5	T3d

Seed	School	Conference	How	Pre-Tourney			Tourney		Final			Conf.		
				W	L	Pct.	W	L	W	L	Pct.	W	L	Fin.
1	Arizona.....	Pacific-10.....	Q	31	2	.939	4	1	35	3	.921	17	1	1st
11	Arkansas.....	Southwest.....	L	21	8	.724	0	1	21	9	.700	11	5	T2d
8	Auburn.....	Southeastern.....	L	18	10	.643	1	1	19	11	.633	11	7	T2d
8	Baylor.....	Southwest.....	L	23	10	.697	0	1	23	11	.676	11	5	T2d
14	Boise St.....	Big Sky.....	Q	24	5	.828	0	1	24	6	.800	13	3	1st
15	Boston U.....	ECAC North Atlantic.....	Q	23	7	.767	0	1	23	8	.742	14	4	2d
9	Bradley.....	Missouri Valley.....	Q	26	4	.867	0	1	26	5	.839	12	2	1st
4	BYU.....	Western Athletic.....	L	25	5	.833	1	1	26	6	.813	13	3	1st
10	UC Santa Barbara.....	Pacific Coast.....	L	22	7	.759	0	1	22	8	.733	13	5	T2d
13	Charlotte.....	Sun Belt.....	Q	22	8	.733	0	1	22	9	.710	11	3	1st
16	Chattanooga.....	Southern.....	Q	20	12	.625	0	1	20	13	.606	8	8	T5th
16	Cornell.....	Ivy.....	Q	17	9	.654	0	1	17	10	.630	11	3	1st
5	DePaul.....	Independent.....	L	21	7	.750	1	1	22	8	.733	—	—	—
2	Duke.....	Atlantic Coast.....	Q	24	6	.800	4	1	28	7	.800	9	5	3d

ALL-TIME TOURNAMENT FIELD

Seed	School	Conference	How	Pre-Tourney			Tourney		Final			Conf.		
				W	L	Pct.	W	L	W	L	Pct.	W	L	Fin.
15	Eastern Mich.	Mid-American	Q	22	7	.759	0	1	22	8	.733	14	2	1st
16	Fairleigh Dickinson	ECAC Metro	Q	23	6	.793	0	1	23	7	.767	13	3	T1st
6	Florida	Southeastern	L	22	11	.667	1	1	23	12	.657	11	7	2d
12	Florida St.	Metro	L	19	10	.655	0	1	19	11	.633	7	5	2d
8	Georgetown	Big East	L	19	9	.679	1	1	20	10	.667	9	7	T3d
5	Georgia Tech	Atlantic Coast	L	21	9	.700	1	1	22	10	.688	8	6	4th
3	Illinois	Big Ten	L	22	9	.710	1	1	23	10	.697	12	6	T3d
4	Indiana	Big Ten	L	19	9	.679	0	1	19	10	.655	11	7	5th
5	Iowa	Big Ten	L	22	9	.710	2	1	24	10	.706	12	6	T3d
12	Iowa St.	Big Eight	L	20	11	.645	0	1	20	12	.625	6	8	5th
6	Kansas	Big Eight	L	21	11	.656	6	0	27	11	.711	9	5	3d
4	Kansas St.	Big Eight	L	22	8	.733	3	1	25	9	.735	11	3	2d
2	Kentucky	Southeastern	Q	25	5	.833	2	1	27	6	.818	13	5	1st
13	La Salle	Metro Atlantic	Q	24	9	.727	0	1	24	10	.706	14	0	1st
16	Lehigh	East Coast	Q	21	9	.700	0	1	21	10	.677	8	6	4th
9	LSU	Southeastern	L	16	13	.552	0	1	16	14	.533	10	8	T4th
5	Louisville	Metro	Q	22	10	.688	2	1	24	11	.686	9	3	1st
10	Loyola Marymount	West Coast	Q	27	3	.900	1	1	28	4	.875	14	0	1st
7	Maryland	Atlantic Coast	L	17	12	.586	1	1	18	13	.581	6	8	5th
9	Memphis	Metro	L	19	11	.633	1	1	20	12	.625	6	6	T3d
3	Michigan	Big Ten	L	24	7	.774	2	1	26	8	.765	13	5	2d
6	Missouri	Big Eight	L	19	10	.655	0	1	19	11	.633	10	4	2d
13	Missouri St.	Mid-Continent	Q	22	6	.786	0	1	22	7	.759	12	2	1st
14	Murray St.	Ohio Valley	Q	21	8	.724	1	1	22	9	.710	13	1	1st
4	UNLV	Pacific Coast	L	27	5	.844	1	1	28	6	.824	15	3	1st
2	North Carolina	Atlantic Coast	L	24	6	.800	3	1	27	7	.794	11	3	1st
14	N.C. A&T	Mid-Eastern	Q	26	2	.929	0	1	26	3	.897	16	0	1st
3	North Carolina St.	Atlantic Coast	L	24	7	.774	0	1	24	8	.750	10	4	2d
15	North Texas	Southland	Q	17	12	.586	0	1	17	13	.567	12	2	1st
10	Notre Dame	Independent	L	20	8	.714	0	1	20	9	.690	—	—	—
1	Oklahoma	Big Eight	Q	30	3	.909	5	1	35	4	.897	12	2	1st
12	Oregon St.	Pacific-10	L	20	10	.667	0	1	20	11	.645	12	6	T2d
2	Pittsburgh	Big East	L	23	6	.793	1	1	24	7	.774	12	4	1st
1	Purdue	Big Ten	Q	27	3	.900	2	1	29	4	.879	16	2	1st
11	Rhode Island	Atlantic 10	L	26	6	.813	2	1	28	7	.800	14	4	2d
13	Richmond	Colonial	Q	24	6	.800	2	1	26	7	.788	11	3	1st
11	St. John's (NY)	Big East	L	17	11	.607	0	1	17	12	.586	8	8	T5th
8	Seton Hall	Big East	L	21	12	.636	1	1	22	13	.629	8	8	T5th
15	Southern U.	Southwestern	Q	24	6	.800	0	1	24	7	.774	12	2	1st
7	SMU	Southwest	Q	27	6	.818	1	1	28	7	.800	12	4	1st
3	Syracuse	Big East	Q	25	8	.758	1	1	26	9	.743	11	5	2d
1	Temple	Atlantic 10	Q	29	1	.967	3	1	32	2	.941	18	0	1st
9	UTEP	Western Athletic	L	23	9	.719	0	1	23	10	.697	10	6	4th
14	UTSA	Trans America	Q	22	8	.733	0	1	22	9	.710	13	5	3d
10	Utah St.	Pacific Coast	Q	21	9	.700	0	1	21	10	.677	13	5	T2d
7	Vanderbilt	Southeastern	L	18	10	.643	2	1	20	11	.645	10	8	T4th
6	Villanova	Big East	L	21	12	.636	3	1	24	13	.649	9	7	T3d
12	Wichita St.	Missouri Valley	L	20	9	.690	0	1	20	10	.667	11	3	2d
7	Wyoming	Western Athletic	Q	26	5	.839	0	1	26	6	.813	11	5	T2d
11	Xavier	Midwestern	Q	26	3	.897	0	1	26	4	.867	9	1	1st

1989 Tournament			How	Pre-Tourney			Tourney		Final			Conf.		
Seed	School	Conference		W	L	Pct.	W	L	W	L	Pct.	W	L	Fin.
6	Alabama	Southeastern	Q	23	7	.767	0	1	23	8	.742	12	6	T2d
1	Arizona	Pacific-10	Q	27	3	.900	2	1	29	4	.879	17	1	1st
5	Arkansas	Southwest	Q	24	6	.800	1	1	25	7	.781	13	3	1st
13	UALR	Trans America	Q	23	7	.767	0	1	23	8	.742	14	4	2d
9	Ball St.	Mid-American	Q	28	2	.933	1	1	29	3	.906	14	2	1st
15	Bucknell	East Coast	Q	23	7	.767	0	1	23	8	.742	11	3	1st
9	Clemson	Atlantic Coast	L	18	10	.643	1	1	19	11	.633	7	7	6th
10	Colorado St.	Western Athletic	L	22	9	.710	1	1	23	10	.697	12	4	1st
14	Creighton	Missouri Valley	Q	20	10	.667	0	1	20	11	.645	11	3	1st
12	DePaul	Independent	L	20	11	.645	1	1	21	12	.636	—	—	—
2	Duke	Atlantic Coast	L	24	7	.774	4	1	28	8	.778	9	5	T2d
16	East Tenn. St.	Southern	Q	20	10	.667	0	1	20	11	.645	7	7	T4th
11	Evansville	Midwestern	L	24	5	.828	1	1	25	6	.806	10	2	1st
7	Florida	Southeastern	L	21	12	.636	0	1	21	13	.618	13	5	1st
4	Florida St.	Metro	L	22	7	.759	0	1	22	8	.733	9	3	1st
15	George Mason	Colonial	Q	20	10	.667	0	1	20	11	.645	10	4	2d
1	Georgetown	Big East	Q	26	4	.867	3	1	29	5	.853	13	3	1st
6	Georgia Tech	Atlantic Coast	L	20	11	.645	0	1	20	12	.625	8	6	5th
13	Idaho	Big Sky	Q	25	5	.833	0	1	25	6	.806	13	3	T1st
1	Illinois	Big Ten	L	27	4	.871	4	1	31	5	.861	14	4	2d
2	Indiana	Big Ten	Q	25	7	.781	2	1	27	8	.771	15	3	1st
4	Iowa	Big Ten	L	22	9	.710	1	1	23	10	.697	10	8	4th
10	Iowa St.	Big Eight	L	17	11	.607	0	1	17	12	.586	7	7	T4th
6	Kansas St.	Big Eight	L	19	10	.655	0	1	19	11	.633	8	6	3d
8	La Salle	Metro Atlantic	Q	26	5	.839	0	1	26	6	.813	13	1	1st
10	LSU	Southeastern	L	20	11	.645	0	1	20	12	.625	11	7	T4th
9	Louisiana Tech	American South	L	22	8	.733	1	1	23	9	.719	6	4	T2d
4	Louisville	Metro	Q	22	8	.733	2	1	24	9	.727	8	4	T2d
12	Loyola Marymount	West Coast	Q	20	10	.667	0	1	20	11	.645	10	4	T2d
16	McNeese St.	Southland	Q	16	13	.552	0	1	16	14	.533	9	5	T2d
5	Memphis	Metro	L	21	10	.677	0	1	21	11	.656	8	4	T2d
3	Michigan	Big Ten	L	24	7	.774	6	0	30	7	.811	12	6	3d
13	Middle Tenn.	Ohio Valley	Q	22	7	.759	1	1	23	8	.742	10	2	T1st
11	Minnesota	Big Ten	L	17	11	.607	2	1	19	12	.613	9	9	5th
3	Missouri	Big Eight	Q	27	7	.794	2	1	29	8	.784	12	2	1st
14	Missouri St.	Mid-Continent	Q	21	9	.700	0	1	21	10	.677	10	2	1st

Seed	School	Conference	How	Pre-Tourney			Tourney		Final			Conf.		
				W	L	Pct.	W	L	W	L	Pct.	W	L	Fin.
4	UNLV	Big West	Q	26	7	.788	3	1	29	8	.784	16	2	1st
2	North Carolina	Atlantic Coast	Q	27	7	.794	2	1	29	8	.784	9	5	T2d
5	North Carolina St.	Atlantic Coast	L	20	8	.714	2	1	22	9	.710	10	4	1st
9	Notre Dame	Independent	L	20	8	.714	1	1	21	9	.700	—	—	—
1	Oklahoma	Big Eight	L	28	5	.848	2	1	30	6	.833	12	2	1st
6	Oregon St.	Pacific-10	L	22	7	.759	0	1	22	8	.733	13	5	T3d
8	Pittsburgh	Big East	L	17	12	.586	0	1	17	13	.567	9	7	4th
16	Princeton	Ivy	Q	19	7	.731	0	1	19	8	.704	11	3	1st
12	Providence	Big East	L	18	10	.643	0	1	18	11	.621	7	9	T5th
16	Robert Morris	Northeast	Q	21	8	.724	0	1	21	9	.700	12	4	1st
13	Rutgers	Atlantic 10	Q	18	12	.600	0	1	18	13	.581	13	5	3d
8	St. Mary's (CA)	West Coast	L	25	4	.862	0	1	25	5	.833	12	2	1st
3	Seton Hall	Big East	L	26	6	.813	5	1	31	7	.816	11	5	2d
14	Siena	ECAC North Atlantic	Q	24	4	.857	1	1	25	5	.833	16	1	1st
11	South Ala.	Sun Belt	Q	22	8	.733	1	1	23	9	.719	11	3	1st
12	South Carolina	Metro	L	19	10	.655	0	1	19	11	.633	8	4	T2d
15	South Carolina St.	Mid-Eastern	Q	25	7	.781	0	1	25	8	.758	14	2	1st
15	Southern U.	Southwestern	Q	20	10	.667	0	1	20	11	.645	10	4	T1st
3	Stanford	Pacific-10	L	26	6	.813	0	1	26	7	.788	15	3	2d
2	Syracuse	Big East	L	27	7	.794	3	1	30	8	.789	10	6	3d
10	Tennessee	Southeastern	L	19	10	.655	0	1	19	11	.633	11	7	T4th
11	Texas	Southwest	L	24	8	.750	1	1	25	9	.735	12	4	2d
7	UTEP	Western Athletic	Q	25	6	.806	1	1	26	7	.788	11	5	T2d
7	UCLA	Pacific-10	L	20	9	.690	1	1	21	10	.677	13	5	T3d
8	Vanderbilt	Southeastern	L	19	13	.594	0	1	19	14	.576	12	6	T2d
5	Virginia	Atlantic Coast	L	19	10	.655	3	1	22	11	.667	9	5	T2d
7	West Virginia	Atlantic 10	L	25	4	.862	1	1	26	5	.839	17	1	1st
14	Xavier	Midwestern	Q	21	11	.656	0	1	21	12	.636	7	5	3d

1990 Tournament

Seed	School	Conference	How	Pre-Tourney			Tourney		Final			Conf.		
				W	L	Pct.	W	L	W	L	Pct.	W	L	Fin.
7	Alabama	Southeastern	Q	24	8	.750	2	1	26	9	.743	12	6	T2d
10	UAB	Sun Belt	L	22	8	.733	0	1	22	9	.710	12	2	1st
2	Arizona	Pacific-10	L	24	6	.800	1	1	25	7	.781	15	3	T1st
4	Arkansas	Southwest	Q	26	4	.867	4	1	30	5	.857	14	2	1st
16	UALR	Trans America	Q	20	9	.690	0	1	20	10	.667	12	4	3d
12	Ball St.	Mid-American	Q	24	6	.800	2	1	26	7	.788	13	3	1st
16	Boston U.	North Atlantic	Q	18	11	.621	0	1	18	12	.600	9	3	T1st
12	BYU	Western Athletic	L	21	8	.724	0	1	21	9	.700	11	5	T1st
9	California	Pacific-10	L	21	9	.700	1	1	22	10	.688	12	6	3d
9	UC Santa Barbara	Big West	L	20	8	.714	1	1	21	9	.700	13	5	3d
5	Clemson	Atlantic Coast	L	24	8	.750	2	1	26	9	.743	10	4	1st
10	Colorado St.	Western Athletic	L	21	8	.724	0	1	21	9	.700	11	5	T1st
1	UConn	Big East	Q	28	5	.848	3	1	31	6	.838	12	4	T1st
15	Coppin St.	Mid-Eastern	Q	26	6	.813	0	1	26	7	.788	15	1	1st
12	Dayton	Midwestern	Q	21	9	.700	1	1	22	10	.688	10	4	2d
3	Duke	Atlantic Coast	L	24	8	.750	5	1	29	9	.763	9	5	2d
13	East Tenn. St.	Southern	Q	27	6	.818	0	1	27	7	.794	12	2	1st
3	Georgetown	Big East	L	23	6	.793	1	1	24	7	.774	11	5	3d
7	Georgia	Southeastern	L	20	8	.714	0	1	20	9	.690	13	5	1st
4	Georgia Tech	Atlantic Coast	Q	24	6	.800	4	1	28	7	.800	8	6	T3d
8	Houston	Southwest	L	25	7	.781	0	1	25	8	.758	13	3	2d
13	Idaho	Big Sky	Q	25	5	.833	0	1	25	6	.806	13	3	1st
5	Illinois	Big Ten	L	21	7	.750	0	1	21	8	.724	11	7	T4th
14	Illinois St.	Missouri Valley	Q	18	12	.600	0	1	18	13	.581	9	5	T2d
8	Indiana	Big Ten	L	18	10	.643	0	1	18	11	.621	8	10	7th
2	Kansas	Big Eight	L	29	4	.879	1	1	30	5	.857	11	3	T2d
11	Kansas St.	Big Eight	L	17	14	.548	0	1	17	15	.531	7	7	4th
4	La Salle	Metro Atlantic (S)	Q	29	1	.967	1	1	30	2	.938	16	0	1st
15	La-Monroe	Southland	Q	22	7	.759	0	1	22	8	.733	13	1	1st
5	LSU	Southeastern	L	22	8	.733	1	1	23	9	.719	12	6	T2d
4	Louisville	Metro	Q	26	7	.788	1	1	27	8	.771	12	2	1st
11	Loyola Marymount	West Coast	Q	23	5	.821	3	1	26	6	.813	13	1	1st
3	Michigan	Big Ten	L	22	7	.759	1	1	23	8	.742	12	6	3d
1	Michigan St.	Big Ten	Q	26	5	.839	2	1	28	6	.824	15	3	1st
6	Minnesota	Big Ten	L	20	8	.714	3	1	23	9	.719	11	7	T4th
3	Missouri	Big Eight	L	26	5	.839	0	1	26	6	.813	12	2	1st
9	Missouri St.	Mid-Continent	L	22	6	.786	0	1	22	7	.759	11	1	1st
16	Murray St.	Ohio Valley	Q	21	8	.724	0	1	21	9	.700	10	2	1st
1	UNLV	Big West	Q	29	5	.853	6	0	35	5	.875	16	2	T1st
6	New Mexico St.	Big West	L	26	4	.867	0	1	26	5	.839	16	2	T1st
8	North Carolina	Atlantic Coast	L	19	12	.613	2	1	21	13	.618	8	6	T3d
14	UNL	Mid-Continent	Q	22	8	.733	1	1	23	9	.719	6	6	T3d
10	Notre Dame	Independent	L	16	12	.571	0	1	16	13	.552	—	—	—
8	Ohio St.	Big Ten	L	16	12	.571	1	1	17	13	.567	10	8	6th
1	Oklahoma	Big Eight	Q	26	4	.867	1	1	27	5	.844	11	3	T2d
5	Oregon St.	Pacific-10	L	22	6	.786	0	1	22	7	.759	15	3	T1st
13	Princeton	Ivy	Q	20	6	.769	0	1	20	7	.741	11	3	1st
9	Providence	Big East	L	17	11	.607	0	1	17	12	.586	8	8	T5th
2	Purdue	Big Ten	L	21	7	.750	1	1	22	8	.733	13	5	2d
14	Richmond	Colonial	Q	22	9	.710	0	1	22	10	.688	10	4	T2d
15	Robert Morris	Northeast	Q	22	7	.759	0	1	22	8	.733	12	4	1st
6	St. John's (NY)	Big East	L	23	9	.719	1	1	24	10	.706	10	6	4th
15	South Fla.	Sun Belt	Q	20	10	.667	0	1	20	11	.645	9	5	2d
13	Southern Miss.	Metro	L	20	11	.645	0	1	20	12	.625	9	5	T2d
2	Syracuse	Big East	L	24	6	.800	2	1	26	7	.788	12	4	T1st
11	Temple	Atlantic 10	Q	20	10	.667	0	1	20	11	.645	15	3	1st
10	Texas	Southwest	L	21	8	.724	3	1	24	9	.727	12	4	3d
11	UTEP	Western Athletic	Q	21	10	.677	0	1	21	11	.656	10	6	T3d

ALL-TIME TOURNAMENT FIELD

Seed	School	Conference	How	Pre-Tourney			Tourney		Final			Conf.		
				W	L	Pct.	W	L	W	L	Pct.	W	L	Fin.
14	Texas Southern	Southwestern	Q	19	11	.633	0	1	19	12	.613	10	4	2d
16	Towson	East Coast	Q	18	12	.600	0	1	18	13	.581	8	6	T1st
7	UCLA	Pacific-10	Q	20	10	.667	2	1	22	11	.667	11	7	4th
12	Villanova	Big East	L	18	14	.563	0	1	18	15	.545	8	8	T5th
7	Virginia	Atlantic Coast	L	19	11	.633	1	1	20	12	.625	6	8	T5th
6	Xavier	Midwestern	L	26	4	.867	2	1	28	5	.848	12	2	1st

Seed	School	Conference	How	Pre-Tourney			Tourney		Final			Conf.		
				W	L	Pct.	W	L	W	L	Pct.	W	L	Fin.
4	Alabama	Southeastern	Q	21	9	.700	2	1	23	10	.697	12	6	3d
2	Arizona	Pacific-10	Q	26	6	.813	2	1	28	7	.800	14	4	1st
8	Arizona St.	Pacific-10	L	19	9	.679	1	1	20	10	.667	10	8	T3d
1	Arkansas	Southwest	Q	31	3	.912	3	1	34	4	.895	15	1	1st
10	BYU	Western Athletic	Q	20	12	.625	1	1	21	13	.618	11	5	2d
15	Coastal Caro.	Big South	Q	24	7	.774	0	1	24	8	.750	13	1	1st
11	UConn	Big East	L	18	10	.643	2	1	20	11	.645	9	7	T3d
11	Creighton	Missouri Valley	Q	23	7	.767	1	1	24	8	.750	12	4	1st
9	DePaul	Independent	L	20	8	.714	0	1	20	9	.690	—	—	—
2	Duke	Atlantic Coast	L	26	7	.788	6	0	32	7	.821	11	3	1st
10	East Tenn. St.	Southern	Q	28	4	.875	0	1	28	5	.848	11	3	T1st
12	Eastern Mich.	Mid-American	Q	24	6	.800	2	1	26	7	.788	13	3	1st
7	Florida St.	Metro	Q	20	10	.667	1	1	21	11	.656	9	5	2d
8	Georgetown	Big East	L	18	12	.600	1	1	19	13	.594	8	8	6th
11	Georgia	Southeastern	L	17	12	.586	0	1	17	13	.567	9	9	5th
16	Georgia St.	Trans America	Q	16	14	.533	0	1	16	15	.516	7	7	5th
8	Georgia Tech	Atlantic Coast	L	16	12	.571	1	1	17	13	.567	6	8	T5th
12	Green Bay	Mid-Continent	Q	24	6	.800	0	1	24	7	.774	13	3	2d
2	Indiana	Big Ten	L	27	4	.871	2	1	29	5	.853	15	3	T1st
7	Iowa	Big Ten	L	20	10	.667	1	1	21	11	.656	9	9	T5th
3	Kansas	Big Eight	L	22	7	.759	5	1	27	8	.771	10	4	T1st
15	La.-Monroe	Southland	Q	25	7	.781	0	1	25	8	.758	13	1	1st
6	LSU	Southeastern	L	20	9	.690	0	1	20	10	.667	13	5	T1st
12	Louisiana Tech	American South	Q	21	9	.700	0	1	21	10	.677	8	4	3d
5	Michigan St.	Big Ten	L	18	10	.643	1	1	19	11	.633	11	7	T3d
5	Mississippi St.	Southeastern	L	20	8	.714	0	1	20	9	.690	13	5	T1st
16	Montana	Big Sky	Q	23	7	.767	0	1	23	8	.742	13	3	1st
13	Murray St.	Ohio Valley	Q	24	8	.750	0	1	24	9	.727	10	2	1st
3	Nebraska	Big Eight	L	26	7	.788	0	1	26	8	.765	9	5	3d
1	UNLV	Big West	Q	30	0	1.000	4	1	34	1	.971	18	0	1st
14	New Mexico	Western Athletic	L	20	9	.690	0	1	20	10	.667	10	6	3d
6	New Mexico St.	Big West	L	23	5	.821	0	1	23	6	.793	15	3	2d
14	New Orleans	American South	L	23	7	.767	0	1	23	8	.742	9	3	T1st
1	North Carolina	Atlantic Coast	Q	25	5	.833	4	1	29	6	.829	10	4	2d
6	North Carolina St.	Atlantic Coast	L	19	10	.655	1	1	20	11	.645	8	6	T3d
16	Northeastern	North Atlantic	Q	22	10	.688	0	1	22	11	.667	8	2	1st
13	Northern Ill.	Mid-Continent	L	25	5	.833	0	1	25	6	.806	14	2	1st
1	Ohio St.	Big Ten	Q	25	3	.893	2	1	27	4	.871	15	3	T1st
3	Oklahoma St.	Big Eight	L	22	7	.759	2	1	24	8	.750	10	4	T1st
13	Penn St.	Atlantic 10	Q	20	10	.667	1	1	21	11	.656	10	8	T3d
14	Pepperdine	West Coast	Q	22	8	.733	0	1	22	9	.710	13	1	1st
6	Pittsburgh	Big East	L	20	11	.645	1	1	21	12	.636	9	7	T3d
8	Princeton	Ivy	Q	24	2	.923	0	1	24	3	.889	14	0	1st
7	Purdue	Big Ten	L	17	11	.607	0	1	17	12	.586	9	9	T5th
15	Richmond	Colonial	Q	21	9	.700	1	1	22	10	.688	10	4	2d
9	Rutgers	Atlantic 10	L	19	9	.679	0	1	19	10	.655	14	4	1st
15	Saint Francis (PA)	Northeast	Q	24	7	.774	0	1	24	8	.750	13	3	T1st
4	St. John's (NY)	Big East	L	20	8	.714	3	1	23	9	.719	10	6	2d
12	Saint Peter's	Metro Atlantic	Q	24	6	.800	0	1	24	7	.774	11	5	T2d
3	Seton Hall	Big East	Q	22	8	.733	3	1	25	9	.735	9	7	T3d
13	South Ala.	Sun Belt	Q	22	8	.733	0	1	22	9	.710	11	3	1st
10	Southern California	Pacific-10	L	19	9	.679	0	1	19	10	.655	10	8	T3d
11	Southern Miss.	Metro	L	21	7	.750	0	1	21	8	.724	10	4	1st
2	Syracuse	Big East	L	26	5	.839	0	1	26	6	.813	12	4	1st
10	Temple	Atlantic 10	L	21	9	.700	3	1	24	10	.706	13	5	2d
5	Texas	Southwest	L	22	8	.733	1	1	23	9	.719	13	3	2d
16	Towson	East Coast	Q	19	10	.655	0	1	19	11	.633	10	2	1st
4	UCLA	Pacific-10	L	23	8	.742	0	1	23	9	.719	11	7	2d
4	Utah	Western Athletic	L	28	3	.903	2	1	30	4	.882	15	1	1st
9	Vanderbilt	Southeastern	L	17	12	.586	0	1	17	13	.567	11	7	4th
9	Villanova	Big East	L	16	14	.533	1	1	17	15	.531	7	9	T7th
7	Virginia	Atlantic Coast	L	21	11	.656	0	1	21	12	.636	6	8	T5th
5	Wake Forest	Atlantic Coast	L	18	10	.643	1	1	19	11	.633	8	6	T3d
14	Xavier	Midwestern	Q	21	9	.700	1	1	22	10	.688	11	3	1st

Seed	School	Conference	How	Pre-Tourney			Tourney		Final			Conf.		
				W	L	Pct.	W	L	W	L	Pct.	W	L	Fin.
5	Alabama	Southeastern (W)	L	25	8	.758	1	1	26	9	.743	10	6	3d
3	Arizona	Pacific-10	L	24	6	.800	0	1	24	7	.774	13	5	3d
3	Arkansas	Southeastern (W)	L	25	7	.781	1	1	26	8	.765	13	3	1st
10	BYU	Western Athletic	Q	25	6	.806	0	1	25	7	.781	12	4	T1st
16	Campbell	Big South	Q	19	11	.633	0	1	19	12	.613	7	7	T3d
7	Charlotte	Metro	L	23	8	.742	0	1	23	9	.719	7	5	T2d
4	Cincinnati	Great Midwest	L	25	4	.862	4	1	29	5	.853	8	2	T1st
9	UConn	Big East	L	19	9	.679	1	1	20	10	.667	10	8	T5th
13	Delaware	North Atlantic	Q	27	3	.900	0	1	27	4	.871	14	0	1st
5	DePaul	Great Midwest	L	20	8	.714	0	1	20	9	.690	8	2	T1st
1	Duke	Atlantic Coast	Q	28	2	.933	6	0	34	2	.944	14	2	1st
14	East Tenn. St.	Southern	Q	23	6	.793	1	1	24	7	.774	12	2	T1st
15	Eastern Ill.	Mid-Continent	Q	17	13	.567	0	1	17	14	.548	9	7	T4th

Seed	School	Conference	How	Pre-Tourney			Tourney		Final			Conf.		
				W	L	Pct.	W	L	W	L	Pct.	W	L	Fin.
8	Evansville	Midwestern	Q	24	5	.828	0	1	24	6	.800	8	2	1st
3	Florida St.	Atlantic Coast	L	20	9	.690	2	1	22	10	.688	11	5	2d
14	Fordham	Patriot	Q	18	12	.600	0	1	18	13	.581	11	3	T1st
6	Georgetown	Big East	L	21	9	.700	1	1	22	10	.688	12	6	T1st
15	Ga. Southern	Trans America	Q	25	5	.833	0	1	25	6	.806	13	1	1st
7	Georgia Tech	Atlantic Coast	L	21	11	.656	2	1	23	12	.657	8	8	T3d
10	Houston	Southwest	Q	25	5	.833	0	1	25	6	.806	11	3	T1st
16	Howard	Mid-Eastern	Q	17	13	.567	0	1	17	14	.548	12	4	T1st
2	Indiana	Big Ten	L	23	6	.793	4	1	27	7	.794	14	4	2d
9	Iowa	Big Ten	L	18	10	.643	1	1	19	11	.633	10	8	5th
10	Iowa St.	Big Eight	L	20	12	.625	1	1	21	13	.618	5	9	T6th
1	Kansas	Big Eight	Q	26	4	.867	1	1	27	5	.844	11	3	1st
2	Kentucky	Southeastern (E)	Q	26	6	.813	3	1	29	7	.806	12	4	1st
13	La Salle	Metro Atlantic	Q	20	10	.667	0	1	20	11	.645	12	4	2d
13	La-Lafayette	Sun Belt	Q	20	10	.667	1	1	21	11	.656	12	4	2d
15	La-Monroe	Southland	Q	19	9	.679	0	1	19	10	.655	12	6	T2d
7	LSU	Southeastern (W)	L	20	9	.690	1	1	21	10	.677	12	4	2d
8	Louisville	Metro	L	18	10	.643	1	1	19	11	.633	7	5	T2d
3	Massachusetts	Atlantic 10	Q	28	4	.875	2	1	30	5	.857	13	3	1st
6	Memphis	Great Midwest	L	20	10	.667	3	1	23	11	.676	5	5	T3d
13	Miami (OH)	Mid-American	Q	23	7	.767	0	1	23	8	.742	13	3	1st
6	Michigan	Big Ten	L	20	8	.714	5	1	25	9	.735	11	7	T3d
5	Michigan St.	Big Ten	L	21	7	.750	1	1	22	8	.733	11	7	T3d
16	Mississippi Val.	Southwestern	Q	16	13	.552	0	1	16	14	.533	11	3	T1st
5	Missouri	Big Eight	L	20	8	.714	1	1	21	9	.700	8	6	T2d
12	Missouri St.	Missouri Valley	Q	23	7	.767	0	1	23	8	.742	13	5	3d
14	Montana	Big Sky	Q	27	3	.900	0	1	27	4	.871	14	2	1st
14	Murray St.	Ohio Valley	Q	17	12	.586	0	1	17	13	.567	11	3	1st
8	Nebraska	Big Eight	L	19	9	.679	0	1	19	10	.655	7	7	5th
12	New Mexico St.	Big West	Q	23	7	.767	2	1	25	8	.758	12	6	3d
4	North Carolina	Atlantic Coast	L	21	9	.700	2	1	23	10	.697	9	7	3d
1	Ohio St.	Big Ten	Q	23	5	.821	3	1	26	6	.813	15	3	1st
4	Oklahoma	Big Eight	L	21	8	.724	0	1	21	9	.700	8	6	T2d
2	Oklahoma St.	Big Eight	L	26	7	.788	2	1	28	8	.778	8	6	T2d
15	Old Dominion	Colonial	Q	15	14	.517	0	1	15	15	.500	8	6	T3d
11	Pepperdine	West Coast	Q	24	6	.800	0	1	24	7	.774	14	0	1st
11	Princeton	Ivy	Q	22	5	.815	0	1	22	6	.786	12	2	1st
16	Robert Morris	Northeast	Q	19	11	.633	0	1	19	12	.613	12	4	1st
7	St. John's (NY)	Big East	L	19	10	.655	0	1	19	11	.633	12	6	T1st
4	Seton Hall	Big East	L	21	8	.724	2	1	23	9	.719	12	6	T1st
11	South Fla.	Metro	L	19	9	.679	0	1	19	10	.655	7	5	T2d
2	Southern California	Pacific-10	L	23	5	.821	1	1	24	6	.800	15	3	2d
12	Stanford	Pacific-10	L	18	10	.643	0	1	18	11	.621	10	8	4th
6	Syracuse	Big East	Q	21	9	.700	1	1	22	10	.688	10	8	T5th
11	Temple	Atlantic 10	L	17	12	.586	0	1	17	13	.567	11	5	2d
8	Texas	Southwest	L	23	11	.676	0	1	23	12	.657	11	3	T1st
9	UTEP	Western Athletic	L	25	6	.806	2	1	27	7	.794	12	4	T1st
10	Tulane	Metro	L	21	8	.724	1	1	22	9	.710	8	4	1st
1	UCLA	Pacific-10	Q	25	4	.862	3	1	28	5	.848	16	2	1st
9	Wake Forest	Atlantic Coast	L	17	11	.607	0	1	17	12	.586	7	9	5th
12	West Virginia	Atlantic 10	L	20	11	.645	0	1	20	12	.625	10	6	3d

Seed	School	Conference	How	Pre-Tourney			Tourney		Final			Conf.		
				W	L	Pct.	W	L	W	L	Pct.	W	L	Fin.
2	Arizona	Pacific-10	Q	24	3	.889	0	1	24	4	.857	17	1	1st
4	Arkansas	Southeastern (W)	L	20	8	.714	2	1	22	9	.710	10	6	1st
15	Ball St.	Mid-American	Q	26	7	.788	0	1	26	8	.765	14	4	T1st
14	Boise St.	Big Sky	Q	21	7	.750	0	1	21	8	.724	10	4	T2d
7	BYU	Western Athletic	L	24	8	.750	1	1	25	9	.735	15	3	T1st
6	California	Pacific-10	L	19	8	.704	2	1	21	9	.700	12	6	2d
12	Chattanooga	Southern	Q	26	6	.813	0	1	26	7	.788	16	2	1st
2	Cincinnati	Great Midwest	L	24	4	.857	3	1	27	5	.844	8	2	1st
16	Coastal Caro.	Big South	Q	22	9	.710	0	1	22	10	.688	12	4	2d
15	Coppin St.	Mid-Eastern	Q	22	7	.759	0	1	22	8	.733	16	0	1st
13	Delaware	North Atlantic	Q	22	7	.759	0	1	22	8	.733	10	4	3d
3	Duke	Atlantic Coast	L	23	7	.767	1	1	24	8	.750	10	6	T3d
16	East Carolina	Colonial	Q	13	16	.448	0	1	13	17	.433	4	10	7th
14	Evansville	Midwestern	Q	23	6	.793	0	1	23	7	.767	12	2	T1st
3	Florida St.	Atlantic Coast	L	22	9	.710	3	1	25	10	.714	12	4	2d
12	George Washington	Atlantic 10	L	19	8	.704	2	1	21	9	.700	8	6	T2d
4	Georgia Tech	Atlantic Coast	Q	19	10	.655	0	1	19	11	.633	8	8	6th
13	Holy Cross	Patriot	Q	23	6	.793	0	1	23	7	.767	12	2	2d
6	Illinois	Big Ten	L	18	12	.600	1	1	19	13	.594	11	7	T3d
1	Indiana	Big Ten	Q	28	3	.903	3	1	31	4	.886	17	1	1st
4	Iowa	Big Ten	L	22	8	.733	1	1	23	9	.719	11	7	T3d
8	Iowa St.	Big Eight	L	20	10	.667	0	1	20	11	.645	8	6	T2d
2	Kansas	Big Eight	L	25	6	.806	4	1	29	7	.806	11	3	1st
6	Kansas St.	Big Eight	L	19	10	.655	0	1	19	11	.633	7	7	T5th
1	Kentucky	Southeastern (E)	Q	26	3	.897	4	1	30	4	.882	13	3	2d
11	Long Beach St.	Big West	Q	22	9	.710	0	1	22	10	.688	11	7	4th
13	La-Monroe	Southland	Q	26	4	.867	0	1	26	5	.839	17	1	1st
11	LSU	Southeastern (W)	L	22	10	.688	0	1	22	11	.667	9	7	2d
4	Louisville	Metro	Q	20	8	.714	2	1	22	9	.710	11	1	1st
11	Manhattan	Metro Atlantic	Q	23	6	.793	0	1	23	7	.767	12	2	1st
12	Marquette	Great Midwest	L	20	7	.741	0	1	20	8	.714	6	4	3d
3	Massachusetts	Atlantic 10	Q	23	6	.793	1	1	24	7	.774	11	3	1st
10	Memphis	Great Midwest	L	20	11	.645	0	1	20	12	.625	7	3	2d
1	Michigan	Big Ten	L	26	4	.867	5	1	31	5	.861	15	3	2d
10	Missouri	Big Eight	Q	19	13	.594	0	1	19	14	.576	5	9	7th

ALL-TIME TOURNAMENT FIELD

Seed	School	Conference	How	Pre-Tourney			Tourney		Final			Conf.		
				W	L	Pct.	W	L	W	L	Pct.	W	L	Fin.
10	Nebraska.....	Big Eight.....	L	20	10	.667	0	1	20	11	.645	8	6	T2d
5	New Mexico.....	Western Athletic.....	Q	24	6	.800	0	1	24	7	.774	13	5	3d
7	New Mexico St.....	Big West.....	L	25	7	.781	1	1	26	8	.765	15	3	1st
8	New Orleans.....	Sun Belt.....	L	26	3	.897	0	1	26	4	.867	18	0	1st
1	North Carolina.....	Atlantic Coast.....	L	28	4	.875	6	0	34	4	.895	14	2	1st
5	Oklahoma St.....	Big Eight.....	L	19	8	.704	1	1	20	9	.690	8	6	T2d
14	Penn.....	Ivy.....	Q	22	4	.846	0	1	22	5	.815	14	0	1st
9	Pittsburgh.....	Big East.....	L	17	10	.630	0	1	17	11	.607	9	9	T4th
9	Purdue.....	Big Ten.....	L	18	9	.667	0	1	18	10	.643	9	9	T5th
8	Rhode Island.....	Atlantic 10.....	L	18	10	.643	1	1	19	11	.633	8	6	T2d
16	Rider.....	Northeast.....	Q	19	10	.655	0	1	19	11	.633	14	4	1st
5	St. John's (NY).....	Big East.....	L	18	10	.643	1	1	19	11	.633	12	6	2d
15	Santa Clara.....	West Coast.....	Q	18	11	.621	1	1	19	12	.613	9	5	3d
2	Seton Hall.....	Big East.....	Q	27	6	.818	1	1	28	7	.800	14	4	1st
14	Southern Ill.....	Missouri Valley.....	Q	23	9	.719	0	1	23	10	.697	12	6	2d
13	Southern U.....	Southwestern.....	Q	20	9	.690	1	1	21	10	.677	9	5	T2d
10	SMU.....	Southwest.....	L	20	7	.741	0	1	20	8	.714	12	2	1st
7	Temple.....	Atlantic 10.....	L	17	12	.586	3	1	20	13	.606	8	6	T2d
15	Tennessee St.....	Ohio Valley.....	Q	19	9	.679	0	1	19	10	.655	13	3	1st
12	Texas Tech.....	Southwest.....	Q	18	11	.621	0	1	18	12	.600	6	8	5th
11	Tulane.....	Metro.....	L	21	8	.724	1	1	22	9	.710	9	3	2d
9	UCLA.....	Pacific-10.....	L	21	10	.677	1	1	22	11	.667	11	7	T3d
8	Utah.....	Western Athletic.....	L	23	6	.793	1	1	24	7	.774	15	3	T1st
3	Vanderbilt.....	Southeastern (E).....	L	26	5	.839	2	1	28	6	.824	14	2	1st
6	Virginia.....	Atlantic Coast.....	L	19	9	.679	2	1	21	10	.677	9	7	5th
5	Wake Forest.....	Atlantic Coast.....	L	19	8	.704	2	1	21	9	.700	10	6	T3d
7	Western Ky.....	Sun Belt.....	Q	24	5	.828	2	1	26	6	.813	14	4	2d
16	Wright St.....	Mid-Continent.....	Q	20	9	.690	0	1	20	10	.667	10	6	T2d
9	Xavier.....	Midwestern.....	L	23	5	.821	1	1	24	6	.800	12	2	T1st
1994 Tournament														
Seed	School	Conference	How	Pre-Tourney			Tourney		Final			Conf.		
				W	L	Pct.	W	L	W	L	Pct.	W	L	Fin.
9	Alabama.....	Southeastern (W).....	L	19	9	.679	1	1	20	10	.667	12	4	2d
7	UAB.....	Great Midwest.....	L	22	7	.759	0	1	22	8	.733	8	4	T2d
2	Arizona.....	Pacific-10.....	Q	25	5	.833	4	1	29	6	.829	14	4	1st
1	Arkansas.....	Southeastern (W).....	L	25	3	.893	6	0	31	3	.912	14	2	1st
14	Boise St.....	Big Sky.....	Q	17	12	.586	0	1	17	13	.567	7	7	5th
9	Boston College.....	Big East.....	L	20	10	.667	3	1	23	11	.676	11	7	3d
5	California.....	Pacific-10.....	L	22	7	.759	0	1	22	8	.733	13	5	T2d
16	UCF.....	Trans America.....	Q	21	8	.724	0	1	21	9	.700	11	5	2d
12	Col. of Charleston.....	Trans America.....	L	24	3	.889	0	1	24	4	.857	14	2	1st
13	Chattanooga.....	Southern.....	Q	23	6	.793	0	1	23	7	.767	14	4	1st
8	Cincinnati.....	Great Midwest.....	L	22	9	.710	0	1	22	10	.688	7	5	4th
2	UConn.....	Big East.....	L	27	4	.871	2	1	29	5	.853	16	2	1st
13	Drexel.....	North Atlantic.....	Q	25	4	.862	0	1	25	5	.833	12	2	1st
2	Duke.....	Atlantic Coast.....	L	23	5	.821	5	1	28	6	.824	12	4	1st
3	Florida.....	Southeastern (E).....	L	25	7	.781	4	1	29	8	.784	12	4	T1st
10	George Washington.....	Atlantic 10.....	L	17	11	.607	1	1	18	12	.600	8	8	T3d
9	Georgetown.....	Big East.....	L	18	11	.621	1	1	19	12	.613	10	8	T4th
12	Green Bay.....	Mid-Continent.....	Q	26	6	.813	1	1	27	7	.794	15	3	1st
13	Hawaii.....	Western Athletic.....	Q	18	14	.563	0	1	18	15	.545	11	7	4th
8	Illinois.....	Big Ten.....	L	17	10	.630	0	1	17	11	.607	10	8	T4th
5	Indiana.....	Big Ten.....	L	19	8	.704	2	1	21	9	.700	12	6	3d
14	James Madison.....	Colonial.....	Q	20	9	.690	0	1	20	10	.667	10	4	T1st
4	Kansas.....	Big Eight.....	L	25	7	.781	2	1	27	8	.771	9	5	3d
3	Kentucky.....	Southeastern (E).....	Q	26	6	.813	1	1	27	7	.794	12	4	T1st
16	Liberty.....	Big South.....	Q	18	11	.621	0	1	18	12	.600	13	5	T3d
11	La.-Lafayette.....	Sun Belt.....	Q	22	7	.759	0	1	22	8	.733	13	5	2d
3	Louisville.....	Metro.....	Q	26	5	.839	2	1	28	6	.824	10	2	1st
15	Loyola Maryland.....	Metro Atlantic.....	Q	17	12	.586	0	1	17	13	.567	6	8	5th
6	Marquette.....	Great Midwest.....	L	22	8	.733	2	1	24	9	.727	10	2	1st
10	Maryland.....	Atlantic Coast.....	L	16	11	.593	2	1	18	12	.600	8	8	4th
2	Massachusetts.....	Atlantic 10.....	Q	27	6	.818	1	1	28	7	.800	14	2	1st
3	Michigan.....	Big Ten.....	L	21	7	.750	3	1	24	8	.750	13	5	2d
7	Michigan St.....	Big Ten.....	L	19	11	.633	1	1	20	12	.625	10	8	T4th
6	Minnesota.....	Big Ten.....	L	20	11	.645	1	1	21	12	.636	10	8	T4th
1	Missouri.....	Big Eight.....	L	25	3	.893	3	1	28	4	.875	14	0	1st
16	Navy.....	Patriot.....	Q	17	12	.586	0	1	17	13	.567	9	5	T1st
6	Nebraska.....	Big Eight.....	Q	20	9	.690	0	1	20	10	.667	7	7	4th
10	New Mexico.....	Western Athletic.....	L	23	7	.767	0	1	23	8	.742	14	4	1st
13	New Mexico St.....	Big West.....	Q	23	7	.767	0	1	23	8	.742	12	6	1st
1	North Carolina.....	Atlantic Coast.....	Q	27	6	.818	1	1	28	7	.800	11	5	2d
16	N.C. A&T.....	Mid-Eastern.....	Q	16	13	.552	0	1	16	14	.533	10	6	T2d
12	Ohio.....	Mid-American.....	Q	25	7	.781	0	1	25	8	.758	14	4	1st
4	Oklahoma St.....	Big Eight.....	L	23	9	.719	1	1	24	10	.706	10	4	2d
11	Penn.....	Ivy.....	Q	24	2	.923	1	1	25	3	.893	14	0	1st
14	Pepperdine.....	West Coast.....	Q	19	10	.655	0	1	19	11	.633	8	6	T2d
8	Providence.....	Big East.....	Q	20	9	.690	0	1	20	10	.667	10	8	T4th
1	Purdue.....	Big Ten.....	Q	26	4	.867	3	1	29	5	.853	14	4	1st
15	Rider.....	Northeast.....	Q	21	8	.724	0	1	21	9	.700	14	4	1st
7	Saint Louis.....	Great Midwest.....	L	23	5	.821	0	1	23	6	.793	8	4	T2d
10	Seton Hall.....	Big East.....	L	17	12	.586	0	1	17	13	.567	8	10	7th
11	Southern Ill.....	Missouri Valley.....	Q	23	6	.793	0	1	23	7	.767	16	4	T1st
4	Syracuse.....	Big East.....	L	21	6	.778	2	1	23	7	.767	13	5	2d
4	Temple.....	Atlantic 10.....	L	22	7	.759	1	1	23	8	.742	12	4	2d
14	Tennessee St.....	Ohio Valley.....	Q	19	11	.633	0	1	19	12	.613	12	4	2d
6	Texas.....	Southwest.....	Q	25	7	.781	1	1	26	8	.765	12	2	1st
15	Texas Southern.....	Southwestern.....	Q	19	10	.655	0	1	19	11	.633	12	2	1st
15	Texas St.....	Southland.....	Q	25	6	.806	0	1	25	7	.781	14	4	2d

Seed	School	Conference	How	Pre-Tourney			Tourney		Final			Conf.		
				W	L	Pct.	W	L	W	L	Pct.	W	L	Fin.
12	Tulsa	Missouri Valley	L	21	7	.750	2	1	23	8	.742	16	4	T1st
5	UCLA	Pacific-10	L	21	6	.778	0	1	21	7	.750	13	5	T2d
7	Virginia	Atlantic Coast	L	17	12	.586	1	1	18	13	.581	8	8	T4th
5	Wake Forest	Atlantic Coast	L	20	11	.645	1	1	21	12	.636	9	7	3d
8	Washington St.	Pacific-10	L	20	10	.667	0	1	20	11	.645	10	8	T4th
11	Western Ky.	Sun Belt	L	20	10	.667	0	1	20	11	.645	14	4	1st
9	Wisconsin	Big Ten	L	17	10	.630	1	1	18	11	.621	8	10	7th

Seed	School	Conference	How	Pre-Tourney			Tourney		Final			Conf.		
				W	L	Pct.	W	L	W	L	Pct.	W	L	Fin.
5	Alabama	Southeastern (W)	L	22	9	.710	1	1	23	10	.697	10	6	3d
5	Arizona	Pacific-10	L	23	7	.767	0	1	23	8	.742	13	5	2d
5	Arizona St.	Pacific-10	L	22	8	.733	2	1	24	9	.727	12	6	3d
2	Arkansas	Southeastern (W)	L	27	6	.818	5	1	32	7	.821	12	4	T1st
12	Ball St.	Mid-American	Q	19	10	.655	0	1	19	11	.633	11	7	4th
8	BYU	Western Athletic	L	22	9	.710	0	1	22	10	.688	13	5	T2d
7	Charlotte	Metro	L	19	8	.704	0	1	19	9	.679	8	4	1st
15	Chattanooga	Southern (S)	Q	19	10	.655	0	1	19	11	.633	11	3	1st
7	Cincinnati	Great Midwest	L	21	11	.656	1	1	22	12	.647	7	5	T3d
16	Colgate	Patriot	Q	17	12	.586	0	1	17	13	.567	11	3	T1st
2	UConn	Big East	L	25	4	.862	3	1	28	5	.848	16	2	1st
13	Drexel	North Atlantic	Q	22	7	.759	0	1	22	8	.733	12	4	1st
10	Florida	Southeastern (E)	L	17	12	.586	0	1	17	13	.567	8	8	3d
16	FIU	Trans America	Q	11	18	.379	0	1	11	19	.367	4	12	T9th
6	Georgetown	Big East	L	19	9	.679	2	1	21	10	.677	11	7	4th
14	Gonzaga	West Coast	Q	21	8	.724	0	1	21	9	.700	7	7	4th
14	Green Bay	Midwestern	Q	22	7	.759	0	1	22	8	.733	11	4	T2d
11	Illinois	Big Ten	L	19	11	.633	0	1	19	12	.613	10	8	T5th
9	Indiana	Big Ten	L	19	11	.633	0	1	19	12	.613	11	7	T3d
7	Iowa St.	Big Eight	L	22	10	.688	1	1	23	11	.676	6	8	5th
1	Kansas	Big Eight	L	23	5	.821	2	1	25	6	.806	11	3	1st
1	Kentucky	Southeastern (E)	Q	25	4	.862	3	1	28	5	.848	14	2	1st
13	Long Beach St.	Big West	Q	20	9	.690	0	1	20	10	.667	13	5	T2d
11	Louisville	Metro	Q	19	13	.594	0	1	19	14	.576	7	5	T2d
13	Manhattan	Metro Atlantic	L	25	4	.862	1	1	26	5	.839	12	2	1st
3	Maryland	Atlantic Coast	L	24	7	.774	2	1	26	8	.765	12	4	T1st
2	Massachusetts	Atlantic 10	Q	26	4	.867	3	1	29	5	.853	13	3	1st
6	Memphis	Great Midwest	L	22	9	.710	2	1	24	10	.706	9	3	1st
12	Miami (OH)	Mid-American	L	22	6	.786	1	1	23	7	.767	16	2	1st
9	Michigan	Big Ten	L	17	13	.567	0	1	17	14	.548	11	7	T3d
3	Michigan St.	Big Ten	L	22	5	.815	0	1	22	6	.786	14	4	2d
8	Minnesota	Big Ten	L	19	11	.633	0	1	19	12	.613	10	8	T5th
5	Mississippi St.	Southeastern (W)	L	20	7	.741	2	1	22	8	.733	12	4	T1st
8	Missouri	Big Eight	L	19	8	.704	1	1	20	9	.690	8	6	4th
16	Mt. St. Mary's	Northeast	Q	17	12	.586	0	1	17	13	.567	12	6	T2d
15	Murray St.	Ohio Valley	Q	21	8	.724	0	1	21	9	.700	11	5	T1st
13	Nicholls St.	Southland	Q	24	5	.828	0	1	24	6	.800	17	1	1st
2	North Carolina	Atlantic Coast	L	24	5	.828	4	1	28	6	.824	12	4	T1st
16	N.C. A&T	Mid-Eastern	Q	15	14	.517	0	1	15	15	.500	10	6	1st
14	Old Dominion	Colonial	Q	20	11	.645	1	1	21	12	.636	12	2	1st
4	Oklahoma	Big Eight	L	23	8	.742	0	1	23	9	.719	9	5	3d
4	Oklahoma St.	Big Eight	Q	23	9	.719	4	1	27	10	.730	10	4	2d
6	Oregon	Pacific-10	L	19	8	.704	0	1	19	9	.679	11	7	4th
12	Penn.	Ivy	Q	22	5	.815	0	1	22	6	.786	14	0	1st
3	Purdue	Big Ten	Q	24	6	.800	1	1	25	7	.781	15	3	1st
9	Saint Louis	Great Midwest	L	22	7	.759	1	1	23	8	.742	8	4	2d
15	Saint Peter's	Metro Atlantic	Q	19	10	.655	0	1	19	11	.633	10	4	T2d
12	Santa Clara	West Coast	L	21	6	.778	0	1	21	7	.750	12	2	1st
10	Southern Ill.	Missouri Valley	Q	23	8	.742	0	1	23	9	.719	13	5	T2d
10	Stanford	Pacific-10	L	19	8	.704	1	1	20	9	.690	10	8	T5th
7	Syracuse	Big East	L	19	9	.679	1	1	20	10	.667	12	6	3d
10	Temple	Atlantic 10	L	19	10	.655	0	1	19	11	.633	10	6	T2d
11	Texas	Southwest	Q	22	6	.786	1	1	23	7	.767	11	3	T1st
15	Texas Southern	Southwestern	Q	22	6	.786	0	1	22	7	.759	12	2	1st
9	Tulane	Metro	L	22	9	.710	1	1	23	10	.697	7	5	T2d
6	Tulsa	Missouri Valley	L	22	7	.759	2	1	24	8	.750	15	3	1st
1	UCLA	Pacific-10	Q	25	2	.926	6	0	31	2	.939	16	2	1st
4	Utah	Western Athletic	Q	27	5	.844	1	1	28	6	.824	15	3	1st
3	Villanova	Big East	Q	25	7	.781	0	1	25	8	.758	14	4	2d
4	Virginia	Atlantic Coast	L	22	8	.733	3	1	25	9	.735	12	4	T1st
1	Wake Forest	Atlantic Coast	Q	24	5	.828	2	1	26	6	.813	12	4	T1st
14	Weber St.	Big Sky	Q	20	8	.714	1	1	21	9	.700	11	3	T1st
8	Western Ky.	Sun Belt	Q	26	3	.897	1	1	27	4	.871	17	1	1st
11	Xavier	Midwestern	L	23	4	.852	0	1	23	5	.821	14	0	1st

Seed	School	Conference	How	Pre-Tourney			Tourney		Final			Conf.		
				W	L	Pct.	W	L	W	L	Pct.	W	L	Fin.
3	Arizona	Pacific-10	L	24	6	.800	2	1	26	7	.788	13	5	2d
12	Arkansas	Southeastern (W)	L	18	12	.600	2	1	20	13	.606	9	7	T2d
14	Austin Peay	Ohio Valley	Q	19	10	.655	0	1	19	11	.633	10	6	T2d
11	Boston College	Big East (6)	L	18	10	.643	1	1	19	11	.633	10	8	3d
8	Bradley	Missouri Valley	L	22	7	.759	0	1	22	8	.733	15	3	1st
12	California	Pacific-10	L	17	10	.630	0	1	17	11	.607	11	7	4th
13	Canisius	Metro Atlantic	Q	19	10	.655	0	1	19	11	.633	10	4	T1st
16	UCF	Trans America (E)	Q	11	18	.379	0	1	11	19	.367	6	10	T3d
2	Cincinnati	Conference USA (B)	L	25	4	.862	3	1	28	5	.848	11	3	1st
9	Clemson	Atlantic Coast	L	18	10	.643	0	1	18	11	.621	7	9	6th
16	Colgate	Patriot	Q	15	14	.517	0	1	15	15	.500	9	3	T1st
1	UConn	Big East (6)	Q	30	2	.938	2	1	32	3	.914	17	1	1st

ALL-TIME TOURNAMENT FIELD

Seed	School	Conference	How	Pre-Tourney			Tourney		Final			Conf.		
				W	L	Pct.	W	L	W	L	Pct.	W	L	Fin.
12	Drexel	North Atlantic	Q	26	3	.897	1	1	27	4	.871	17	1	1st
8	Duke	Atlantic Coast	L	18	12	.600	0	1	18	13	.581	8	8	T4th
9	Eastern Mich.	Mid-American	Q	24	5	.828	1	1	25	6	.806	14	4	1st
11	George Washington	Atlantic 10 (W)	L	21	7	.750	0	1	21	8	.724	13	3	T1st
2	Georgetown	Big East (7)	L	26	7	.788	3	1	29	8	.784	13	5	1st
8	Georgia	Southeastern (E)	L	19	9	.679	2	1	21	10	.677	9	7	2d
3	Georgia Tech	Atlantic Coast	L	22	11	.667	2	1	24	12	.667	13	3	1st
8	Green Bay	Midwestern	L	25	3	.893	0	1	25	4	.862	16	0	1st
6	Indiana	Big Ten	L	19	11	.633	0	1	19	12	.613	12	6	T2d
6	Iowa	Big Ten	L	22	8	.733	1	1	23	9	.719	11	7	4th
5	Iowa St.	Big Eight	Q	23	8	.742	1	1	24	9	.727	9	5	2d
2	Kansas	Big Eight	L	26	4	.867	3	1	29	5	.853	12	2	1st
10	Kansas St.	Big Eight	L	17	11	.607	0	1	17	12	.586	7	7	T4th
1	Kentucky	Southeastern (E)	L	28	2	.933	6	0	34	2	.944	16	0	1st
15	La.-Monroe	Southland	Q	16	13	.552	0	1	16	14	.533	13	5	1st
6	Louisville	Conference USA (W)	L	20	11	.645	2	1	22	12	.647	10	4	2d
4	Marquette	Conference USA (B)	L	22	7	.759	1	1	23	8	.742	10	4	2d
7	Maryland	Atlantic Coast	L	17	12	.586	0	1	17	13	.567	8	8	T4th
1	Massachusetts	Atlantic 10 (E)	Q	31	1	.969	4	1	35	2	.946	15	1	1st
5	Memphis	Conference USA (W)	L	22	7	.759	0	1	22	8	.733	11	3	1st
7	Michigan	Big Ten	L	20	11	.645	0	1	20	12	.625	10	8	T5th
5	Mississippi St.	Southeastern (W)	Q	22	7	.759	4	1	26	8	.765	10	6	1st
15	Mississippi Val.	Southwestern	Q	22	6	.786	0	1	22	7	.759	11	3	T1st
13	Monmouth	Northeast	Q	20	9	.690	0	1	20	10	.667	14	4	T2d
13	Montana St.	Big Sky	Q	21	8	.724	0	1	21	9	.700	11	3	1st
7	New Mexico	Western Athletic	Q	27	4	.871	1	1	28	5	.848	14	4	2d
11	New Orleans	Sun Belt	Q	21	8	.724	0	1	21	9	.700	14	4	T1st
6	North Carolina	Atlantic Coast	L	20	10	.667	1	1	21	11	.656	10	6	3d
15	UNC Greensboro	Big South	L	20	9	.690	0	1	20	10	.667	11	3	1st
14	Northern Ill.	Midwestern	Q	20	9	.690	0	1	20	10	.667	10	6	3d
10	Oklahoma	Big Eight	L	17	12	.586	0	1	17	13	.567	8	6	3d
5	Penn St.	Big Ten	L	21	6	.778	0	1	21	7	.750	12	6	T2d
14	Portland	West Coast	Q	19	10	.655	0	1	19	11	.633	7	7	5th
13	Princeton	Ivy	Q	21	6	.778	1	1	22	7	.759	13	2	1st
1	Purdue	Big Ten	Q	25	5	.833	1	1	26	6	.813	15	3	1st
16	San Jose St.	Big West	Q	13	16	.448	0	1	13	17	.433	9	9	T5th
10	Santa Clara	West Coast	L	19	8	.704	1	1	20	9	.690	10	4	T1st
15	South Carolina St.	Mid-Eastern	Q	22	7	.759	0	1	22	8	.733	14	2	T1st
9	Stanford	Pacific-10	L	19	8	.704	1	1	20	9	.690	12	6	3d
4	Syracuse	Big East (7)	L	24	8	.750	5	1	29	9	.763	12	6	2d
7	Temple	Atlantic 10 (E)	L	19	12	.613	1	1	20	13	.606	12	4	2d
10	Texas	Southwest	L	20	9	.690	1	1	21	10	.677	10	4	3d
3	Texas Tech	Southwest	Q	28	1	.966	2	1	30	2	.938	14	0	1st
11	Tulsa	Missouri Valley	Q	22	7	.759	0	1	22	8	.733	12	6	3d
4	UCLA	Pacific-10	Q	23	7	.767	0	1	23	8	.742	16	2	1st
4	Utah	Western Athletic	L	25	6	.806	2	1	27	7	.794	15	3	1st
14	Valparaiso	Mid-Continent	Q	21	10	.677	0	1	21	11	.656	13	5	1st
3	Villanova	Big East (6)	L	25	6	.806	1	1	26	7	.788	14	4	2d
12	VCU	Colonial	L	24	8	.750	0	1	24	9	.727	14	2	1st
9	Virginia Tech	Atlantic 10 (W)	L	22	5	.815	1	1	23	6	.793	13	3	T1st
2	Wake Forest	Atlantic Coast	Q	23	5	.821	3	1	26	6	.813	12	4	2d
16	Western Caro.	Southern (S)	Q	17	12	.586	0	1	17	13	.567	10	4	1st

1997 Tournament			How	Pre-Tourney			Tourney		Final			Conf.		
Seed	School	Conference		W	L	Pct.	W	L	W	L	Pct.	W	L	Fin.
4	Arizona	Pacific-10	L	19	9	.679	6	0	25	9	.735	11	7	5th
5	Boston College	Big East (6)	Q	21	8	.724	1	1	22	9	.710	12	6	T1st
12	Boston U.	America East	Q	25	4	.862	0	1	25	5	.833	17	1	1st
14	Butler	Midwestern	L	23	9	.719	0	1	23	10	.697	12	4	1st
5	California	Pacific-10	L	21	8	.724	2	1	23	9	.719	12	6	T2d
12	Col. of Charleston	Trans America (E)	Q	28	2	.933	1	1	29	3	.906	16	0	1st
15	Charleston So.	Big South	Q	17	12	.586	0	1	17	13	.567	7	7	4th
7	Charlotte	Conference USA (W)	L	21	8	.724	1	1	22	9	.710	10	4	T1st
14	Chattanooga	Southern (S)	Q	22	10	.688	2	1	24	11	.686	11	3	1st
3	Cincinnati	Conference USA (B)	L	25	7	.781	1	1	26	8	.765	12	2	1st
4	Clemson	Atlantic Coast	L	21	9	.700	2	1	23	10	.697	9	7	T4th
9	Colorado	Big 12	L	21	9	.700	1	1	22	10	.688	11	5	2d
15	Coppin St.	Mid-Eastern	Q	21	8	.724	1	1	22	9	.710	15	3	1st
2	Duke	Atlantic Coast	L	23	8	.742	1	1	24	9	.727	12	4	1st
16	Fairfield	Metro Atlantic	Q	11	18	.379	0	1	11	19	.367	2	12	8th
10	Georgetown	Big East (7)	L	20	9	.690	0	1	20	10	.667	11	7	1st
3	Georgia	Southeastern (E)	L	24	8	.750	0	1	24	9	.727	10	6	3d
6	Illinois	Big Ten	L	21	9	.700	1	1	22	10	.688	11	7	T4th
11	Illinois St.	Missouri Valley	Q	24	5	.828	0	1	24	6	.800	14	4	1st
8	Indiana	Big Ten	L	22	10	.688	0	1	22	11	.667	9	9	T6th
8	Iowa	Big Ten	L	21	9	.700	1	1	22	10	.688	12	6	T2d
6	Iowa St.	Big 12	L	20	8	.714	2	1	22	9	.710	10	6	T3d
16	Jackson St.	Southwestern	Q	14	15	.483	0	1	14	16	.467	9	5	2d
1	Kansas	Big 12	Q	32	1	.970	2	1	34	2	.944	15	1	1st
1	Kentucky	Southeastern (E)	Q	30	4	.882	5	1	35	5	.875	13	3	2d
13	LIU Brooklyn	Northeast	Q	21	8	.724	0	1	21	9	.700	15	3	1st
6	Louisville	Conference USA (W)	L	23	8	.742	3	1	26	9	.743	9	5	3d
7	Marquette	Conference USA (B)	L	22	8	.733	0	1	22	9	.710	9	5	2d
5	Maryland	Atlantic Coast	L	21	10	.677	0	1	21	11	.656	9	7	T4th
11	Massachusetts	Atlantic 10 (E)	L	19	13	.594	0	1	19	14	.576	11	5	3d
13	Miami (OH)	Mid-American	Q	21	8	.724	0	1	21	9	.700	13	5	T1st
1	Minnesota	Big Ten	L	27	3	.900	4	1	31	4	.886	16	2	1st
8	Ole Miss	Southeastern (W)	L	20	8	.714	0	1	20	9	.690	11	5	1st
16	Montana	Big Sky	Q	21	10	.677	0	1	21	11	.656	11	5	2d

Seed	School	Conference	How	Pre-Tourney			Tourney		Final			Conf.		
				W	L	Pct.	W	L	W	L	Pct.	W	L	Fin.
15	Murray St.	Ohio Valley	Q	20	9	.690	0	1	20	10	.667	12	6	T1st
15	Navy	Patriot	Q	20	8	.714	0	1	20	9	.690	10	2	1st
3	New Mexico	Western Athletic (M)	L	24	7	.774	1	1	25	8	.758	11	5	3d
1	North Carolina	Atlantic Coast	Q	24	6	.800	4	1	28	7	.800	11	5	T2d
11	Oklahoma	Big 12	L	19	10	.655	0	1	19	11	.633	9	7	6th
14	Old Dominion	Colonial	Q	22	10	.688	0	1	22	11	.667	10	6	T1st
13	Pacific	Big West (W)	Q	24	5	.828	0	1	24	6	.800	12	4	1st
12	Princeton	Ivy	Q	24	3	.889	0	1	24	4	.857	14	0	1st
10	Providence	Big East (7)	L	21	11	.656	3	1	24	12	.667	10	8	T2d
8	Purdue	Big Ten	L	17	11	.607	1	1	18	12	.600	12	6	T2d
9	Rhode Island	Atlantic 10 (E)	L	20	9	.690	0	1	20	10	.667	12	4	2d
4	Saint Joseph's	Atlantic 10 (E)	Q	24	6	.800	2	1	26	7	.788	13	3	1st
14	St. Mary's (CA)	West Coast	Q	23	7	.767	0	1	23	8	.742	10	4	T1st
13	South Ala.	Sun Belt	Q	23	6	.793	0	1	23	7	.767	14	4	T1st
2	South Carolina	Southeastern (E)	L	24	7	.774	0	1	24	8	.750	15	1	1st
11	Southern California	Pacific-10	L	17	10	.630	0	1	17	11	.607	12	6	T2d
6	Stanford	Pacific-10	L	20	7	.741	2	1	22	8	.733	12	6	T2d
9	Temple	Atlantic 10 (E)	L	19	10	.655	1	1	20	11	.645	10	6	4th
10	Texas	Big 12	L	16	11	.593	2	1	18	12	.600	10	6	T3d
16	Texas St.	Southland	Q	16	12	.571	0	1	16	13	.552	10	6	T1st
5	Tulsa	Western Athletic (M)	L	23	9	.719	1	1	24	10	.706	12	4	2d
2	UCLA	Pacific-10	Q	21	7	.750	3	1	24	8	.750	15	3	1st
2	Utah	Western Athletic (M)	Q	26	3	.897	3	1	29	4	.879	15	1	1st
12	Valparaiso	Mid-Continent	Q	24	6	.800	0	1	24	7	.774	13	3	1st
10	Vanderbilt	Southeastern (E)	L	19	11	.633	0	1	19	12	.613	9	7	4th
4	Villanova	Big East (6)	L	23	9	.719	1	1	24	10	.706	12	6	T1st
9	Virginia	Atlantic Coast	L	18	12	.600	0	1	18	13	.581	7	9	6th
3	Wake Forest	Atlantic Coast	L	23	6	.793	1	1	24	7	.774	11	5	T2d
7	Wisconsin	Big Ten	L	18	9	.667	0	1	18	10	.643	11	7	T4th
7	Xavier	Atlantic 10 (W)	L	22	5	.815	1	1	23	6	.793	13	3	1st

1998 Tournament				Pre-Tourney			Tourney		Final			Conf.		
Seed	School	Conference	How	W	L	Pct.	W	L	W	L	Pct.	W	L	Fin.
1	Arizona	Pacific-10	Q	27	4	.871	3	1	30	5	.857	17	1	1st
6	Arkansas	Southeastern (W)	L	23	8	.742	1	1	24	9	.727	11	5	2d
13	Butler	Midwestern	Q	22	10	.688	0	1	22	11	.667	8	6	3d
14	Col. of Charleston	Trans America (E)	Q	24	5	.828	0	1	24	6	.800	14	2	1st
8	Charlotte	Conference USA (A)	L	19	10	.655	1	1	20	11	.645	13	3	2d
2	Cincinnati	Conference USA (A)	Q	26	5	.839	1	1	27	6	.818	14	2	1st
6	Clemson	Atlantic Coast	L	18	13	.581	0	1	18	14	.563	7	9	T4th
2	UConn	Big East (6)	Q	29	4	.879	3	1	32	5	.865	15	3	1st
14	Davidson	Southern (N)	Q	20	9	.690	0	1	20	10	.667	13	2	T1st
15	Delaware	America East	Q	20	9	.690	0	1	20	10	.667	12	6	T1st
10	Detroit	Midwestern	L	24	5	.828	1	1	25	6	.806	12	2	T1st
1	Duke	Atlantic Coast	L	29	3	.906	3	1	32	4	.889	15	1	1st
13	Eastern Mich.	Mid-American (W)	Q	20	9	.690	0	1	20	10	.667	13	5	T3d
15	Fairleigh Dickinson	Northeast	Q	23	6	.793	0	1	23	7	.767	13	3	2d
12	Florida St.	Atlantic Coast	L	17	13	.567	1	1	18	14	.563	6	10	T6th
9	George Washington	Atlantic 10 (W)	L	24	8	.750	0	1	24	9	.727	11	5	T1st
5	Illinois	Big Ten	L	22	9	.710	1	1	23	10	.697	13	3	T1st
9	Ill.-Chicago	Midwestern	L	22	5	.815	0	1	22	6	.786	12	2	T1st
9	Illinois St.	Missouri Valley	Q	24	5	.828	1	1	25	6	.806	16	2	1st
7	Indiana	Big Ten	L	19	11	.633	1	1	20	12	.625	9	7	T5th
12	Iona	Metro Atlantic	Q	27	5	.844	0	1	27	6	.818	15	3	1st
1	Kansas	Big 12	Q	34	3	.919	1	1	35	4	.897	15	1	1st
2	Kentucky	Southeastern (E)	Q	29	4	.879	6	0	35	4	.897	14	2	1st
4	Maryland	Atlantic Coast	L	19	10	.655	2	1	21	11	.656	10	6	3d
7	Massachusetts	Atlantic 10 (E)	L	21	10	.677	0	1	21	11	.656	12	4	T2d
11	Miami (FL)	Big East (7)	L	18	9	.667	0	1	18	10	.643	11	7	2d
3	Michigan	Big Ten	Q	24	8	.750	1	1	25	9	.735	11	5	4th
4	Michigan St.	Big Ten	L	20	7	.741	2	1	22	8	.733	13	3	T1st
4	Ole Miss	Southeastern (W)	L	19	10	.655	0	1	19	11	.633	12	4	1st
9	Murray St.	Ohio Valley	Q	29	3	.906	0	1	29	4	.879	16	2	1st
16	Navy	Patriot	Q	19	10	.655	0	1	19	11	.633	10	2	T1st
11	Nebraska	Big 12	L	20	11	.645	0	1	20	12	.625	10	6	4th
12	UNLV	Western Athletic (M)	Q	20	12	.625	0	1	20	13	.606	7	7	5th
4	New Mexico	Western Athletic (M)	L	23	7	.767	1	1	24	8	.750	11	3	2d
16	Nicholls St.	Southland	Q	19	9	.679	0	1	19	10	.655	15	1	1st
1	North Carolina	Atlantic Coast	Q	30	3	.909	4	1	34	4	.895	13	3	2d
15	Northern Ariz.	Big Sky	Q	21	7	.750	0	1	21	8	.724	13	3	1st
10	Oklahoma	Big 12	L	22	10	.688	0	1	22	11	.667	11	5	T2d
8	Oklahoma St.	Big 12	L	21	6	.778	1	1	22	7	.759	11	5	T2d
16	Prairie View	Southwestern	Q	13	16	.448	0	1	13	17	.433	6	10	T6th
5	Princeton	Ivy	Q	26	1	.963	1	1	27	2	.931	14	0	1st
2	Purdue	Big Ten	L	26	7	.788	2	1	28	8	.778	12	4	3d
16	Radford	Big South	Q	20	9	.690	0	1	20	10	.667	10	2	2d
8	Rhode Island	Atlantic 10 (E)	L	22	8	.733	3	1	25	9	.735	12	4	T2d
14	Richmond	Colonial	Q	22	7	.759	1	1	23	8	.742	12	4	3d
7	St. John's (NY)	Big East (6)	L	22	9	.710	0	1	22	10	.688	13	5	2d
10	Saint Louis	Conference USA (A)	L	21	10	.677	1	1	22	11	.667	11	5	3d
14	San Francisco	West Coast	Q	19	10	.655	0	1	19	11	.633	7	7	T4th
12	South Ala.	Sun Belt	L	21	6	.778	0	1	21	7	.750	14	4	T1st
3	South Carolina	Southeastern (E)	L	23	7	.767	0	1	23	8	.742	11	5	2d
15	South Carolina St.	Mid-Eastern	Q	22	7	.759	0	1	22	8	.733	16	2	2d
3	Stanford	Pacific-10	L	26	4	.867	4	1	30	5	.857	15	3	2d
5	Syracuse	Big East (7)	L	24	8	.750	2	1	26	9	.743	12	6	1st
7	Temple	Atlantic 10 (E)	L	21	8	.724	0	1	21	9	.700	13	3	1st
8	Tennessee	Southeastern (E)	L	20	8	.714	0	1	20	9	.690	9	7	3d
5	TCU	Western Athletic (P)	L	27	5	.844	0	1	27	6	.818	14	0	1st

ALL-TIME TOURNAMENT FIELD

Seed	School	Conference	How	Pre-Tourney			Tourney		Final			Conf.		
				W	L	Pct.	W	L	W	L	Pct.	W	L	Fin.
6	UCLA	Pacific-10	L	22	8	.733	2	1	24	9	.727	12	6	3d
3	Utah	Western Athletic (M)	L	25	3	.893	5	1	30	4	.882	12	2	1st
13	Utah St.	Big West (E)	Q	25	7	.781	0	1	25	8	.758	13	3	1st
13	Valparaiso	Mid-Continent	Q	21	9	.700	2	1	23	10	.697	13	3	1st
11	Washington	Pacific-10	L	18	9	.667	2	1	20	10	.667	11	7	4th
10	West Virginia	Big East (6)	L	22	8	.733	2	1	24	9	.727	11	7	3d
11	Western Mich.	Mid-American (W)	L	20	7	.741	1	1	21	8	.724	14	4	T1st
6	Xavier	Atlantic 10 (W)	Q	22	7	.759	0	1	22	8	.733	11	5	T1st
1999 Tournament														
Seed	School	Conference	How	Pre-Tourney			Tourney		Final			Conf.		
				W	L	Pct.	W	L	W	L	Pct.	W	L	Fin.
12	UAB	Conference USA (N)	L	20	11	.645	0	1	20	12	.625	10	6	1st
15	Alcorn	Southwestern	Q	23	6	.793	0	1	23	7	.767	14	2	1st
4	Arizona	Pacific-10	L	22	6	.786	0	1	22	7	.759	13	5	2d
4	Arkansas	Southeastern (W)	L	22	10	.688	1	1	23	11	.676	9	7	2d
15	Arkansas St.	Sun Belt	Q	18	11	.621	0	1	18	12	.600	9	5	2d
1	Auburn	Southeastern (W)	L	27	3	.900	2	1	29	4	.879	14	2	1st
8	Col. of Charleston	Southern (S)	Q	28	2	.933	0	1	28	3	.903	16	0	1st
5	Charlotte	Conference USA (A)	Q	22	10	.688	1	1	23	11	.676	10	6	T3d
3	Cincinnati	Conference USA (A)	L	26	5	.839	1	1	27	6	.818	12	4	1st
1	UConn	Big East	Q	28	2	.933	6	0	34	2	.944	16	2	1st
10	Creighton	Missouri Valley	Q	21	8	.724	1	1	22	9	.710	11	7	T2d
13	Delaware	America East	Q	25	5	.833	0	1	25	6	.806	15	3	T1st
12	Detroit	Midwestern	Q	24	5	.828	1	1	25	6	.806	12	2	1st
1	Duke	Atlantic Coast	Q	32	1	.970	5	1	37	2	.949	16	0	1st
11	Evansville	Missouri Valley	L	23	9	.719	0	1	23	10	.697	13	5	1st
6	Florida	Southeastern (E)	L	20	8	.714	2	1	22	9	.710	10	6	3d
16	Florida A&M	Mid-Eastern	Q	12	18	.400	0	1	12	19	.387	8	11	8th
14	George Mason	Colonial	Q	19	10	.655	0	1	19	11	.633	13	3	1st
11	George Washington	Atlantic 10 (W)	L	20	8	.714	0	1	20	9	.690	13	3	1st
10	Gonzaga	West Coast	Q	25	6	.806	3	1	28	7	.800	12	2	1st
6	Indiana	Big Ten	L	22	10	.688	1	1	23	11	.676	9	7	T3d
5	Iowa	Big Ten	L	18	9	.667	2	1	20	10	.667	9	7	T3d
6	Kansas	Big 12	Q	22	9	.710	1	1	23	10	.697	11	5	T2d
11	Kent St.	Mid-American (E)	Q	23	6	.793	0	1	23	7	.767	13	5	2d
3	Kentucky	Southeastern (E)	Q	25	8	.758	3	1	28	9	.757	11	5	2d
15	Lafayette	Patriot	Q	22	7	.759	0	1	22	8	.733	10	2	1st
7	Louisville	Conference USA (A)	L	19	10	.655	0	1	19	11	.633	11	5	2d
2	Maryland	Atlantic Coast	L	26	5	.839	2	1	28	6	.824	13	3	2d
2	Miami (FL)	Big East	L	22	6	.786	1	1	23	7	.767	22	6	2d
10	Miami (OH)	Mid-American (E)	L	22	7	.759	2	1	24	8	.750	15	3	1st
1	Michigan St.	Big Ten	Q	29	4	.879	4	1	33	5	.868	15	1	1st
7	Minnesota	Big Ten	L	17	10	.630	0	1	17	11	.607	8	8	6th
9	Ole Miss	Southeastern (W)	L	19	12	.613	1	1	20	13	.606	8	8	T3d
8	Missouri	Big 12	L	20	8	.714	0	1	20	9	.690	11	5	T2d
12	Missouri St.	Missouri Valley	L	20	10	.667	2	1	22	11	.667	11	7	T2d
16	Mt. St. Mary's	Northeast	Q	15	14	.517	0	1	15	15	.500	10	10	T5th
13	Murray St.	Ohio Valley	Q	27	5	.844	0	1	27	6	.818	16	2	1st
9	New Mexico	Western Athletic (P)	L	24	8	.750	1	1	25	9	.735	9	5	T2d
14	New Mexico St.	Big West (E)	Q	23	9	.719	0	1	23	10	.697	12	4	T1st
3	North Carolina	Atlantic Coast	L	24	9	.727	0	1	24	10	.706	10	6	3d
4	Ohio St.	Big Ten	L	23	8	.742	4	1	27	9	.750	12	4	2d
13	Oklahoma	Big 12	L	20	10	.667	2	1	22	11	.667	11	5	T2d
9	Oklahoma St.	Big 12	L	22	10	.688	1	1	23	11	.676	10	6	T5th
11	Penn.	Ivy	Q	21	5	.808	0	1	21	6	.778	12	1	1st
10	Purdue	Big Ten	L	19	12	.613	2	1	21	13	.618	7	9	7th
12	Rhode Island	Atlantic 10 (E)	Q	20	12	.625	0	1	20	13	.606	10	6	2d
3	St. John's (NY)	Big East	L	25	8	.758	3	1	28	9	.757	14	4	3d
14	Samford	Trans America	Q	24	5	.828	0	1	24	6	.800	15	1	1st
13	Siena	Metro Atlantic	Q	25	5	.833	0	1	25	6	.806	13	5	T1st
2	Stanford	Pacific-10	Q	25	6	.806	1	1	26	7	.788	15	3	1st
8	Syracuse	Big East	L	21	11	.656	0	1	21	12	.636	10	8	T4th
6	Temple	Atlantic 10 (E)	L	21	10	.677	3	1	24	11	.686	13	3	1st
4	Tennessee	Southeastern (E)	L	20	8	.714	1	1	21	9	.700	12	4	1st
7	Texas	Big 12	L	19	12	.613	0	1	19	13	.594	13	3	1st
16	UTSA	Southland	Q	18	10	.643	0	1	18	11	.621	13	5	1st
9	Tulsa	Western Athletic (M)	L	22	9	.710	1	1	23	10	.697	9	5	T1st
5	UCLA	Pacific-10	L	22	8	.733	0	1	22	9	.710	12	6	3d
2	Utah	Western Athletic (P)	Q	27	4	.871	1	1	28	5	.848	14	0	1st
15	Valparaiso	Mid-Continent	Q	23	8	.742	0	1	23	9	.719	10	4	T1st
8	Villanova	Big East	L	21	10	.677	0	1	21	11	.656	10	8	T4th
7	Washington	Pacific-10	L	17	11	.607	0	1	17	12	.586	10	8	4th
14	Weber St.	Big Sky	Q	24	7	.774	1	1	25	8	.758	13	3	1st
16	Winthrop	Big South	Q	21	7	.750	0	1	21	8	.724	9	1	1st
5	Wisconsin	Big Ten	L	22	9	.710	0	1	22	10	.688	9	7	T3d
2000 Tournament														
Seed	School	Conference	How	Pre-Tourney			Tourney		Final			Conf.		
				W	L	Pct.	W	L	W	L	Pct.	W	L	Fin.
14	Appalachian St.	Southern (N)	Q	23	8	.742	0	1	23	9	.719	13	3	1st
1	Arizona	Pacific-10	Q	26	6	.813	1	1	27	7	.794	15	3	T1st
11	Arkansas	Southeastern (W)	Q	19	14	.576	0	1	19	15	.559	7	9	3d
7	Auburn	Southeastern (W)	L	23	9	.719	1	1	24	10	.706	9	7	2d
11	Ball St.	Mid-American (W)	Q	22	8	.733	0	1	22	9	.710	11	7	T1st
12	Butler	Midwestern	Q	23	7	.767	0	1	23	8	.742	12	2	1st
15	Central Conn. St.	Northeast	Q	25	5	.833	0	1	25	6	.806	15	3	1st
2	Cincinnati	Conference USA (A)	L	28	3	.903	1	1	29	4	.879	16	0	1st
5	UConn	Big East	L	24	9	.727	1	1	25	10	.714	10	6	T4th
10	Creighton	Missouri Valley	Q	23	9	.719	0	1	23	10	.697	11	7	4th
11	Dayton	Atlantic 10 (W)	L	22	8	.733	0	1	22	9	.710	11	5	1st

Seed	School	Conference	How	Pre-Tourney			Tourney		Final			Conf.		
				W	L	Pct.	W	L	W	L	Pct.	W	L	Fin.
9	DePaul	Conference USA (A)	L	21	11	.656	0	1	21	12	.636	9	7	3rd
1	Duke	Atlantic Coast	Q	27	4	.871	2	1	29	5	.853	15	1	1st
5	Florida	Southeastern (E)	L	24	7	.774	5	1	29	8	.784	12	4	T1st
9	Fresno St.	Western Athletic	L	24	9	.727	0	1	24	10	.706	11	3	2d
10	Gonzaga	West Coast	Q	24	8	.750	2	1	26	9	.743	10	3	2d
14	Hofstra	America East	Q	24	6	.800	0	1	24	7	.774	16	2	1st
4	Illinois	Big Ten	L	21	9	.700	1	1	22	10	.688	11	5	4th
6	Indiana	Big Ten	L	20	8	.714	0	1	20	9	.690	10	6	5th
12	Indiana St.	Missouri Valley	L	22	9	.710	0	1	22	10	.688	14	4	1st
14	Iona	Metro Atlantic	Q	20	10	.667	0	1	20	11	.645	13	5	2d
2	Iowa St.	Big 12	Q	29	4	.879	3	1	32	5	.865	14	2	1st
16	Jackson St.	Southwestern	Q	17	15	.531	0	1	17	16	.515	10	8	T4th
8	Kansas	Big 12	L	23	9	.719	1	1	24	10	.706	11	5	5th
5	Kentucky	Southeastern (E)	L	22	9	.710	1	1	23	10	.697	12	4	T1st
15	Lafayette	Patriot	Q	24	6	.800	0	1	24	7	.774	11	1	T1st
16	Lamar	Southland	Q	15	15	.500	0	1	15	16	.484	8	10	T6th
13	La-Lafayette	Sun Belt	Q	25	8	.758	0	1	25	9	.735	13	3	T1st
4	LSU	Southeastern (W)	L	26	5	.839	2	1	28	6	.824	12	4	1st
7	Louisville	Conference USA (A)	L	19	11	.633	0	1	19	12	.613	10	6	2d
3	Maryland	Atlantic Coast	L	24	9	.727	1	1	25	10	.714	11	5	2d
6	Miami (FL)	Big East	L	21	10	.677	2	1	23	11	.676	13	3	T1st
1	Michigan St.	Big Ten	Q	26	7	.788	6	0	32	7	.821	13	3	T1st
9	Missouri	Big 12	L	18	12	.600	0	1	18	13	.581	10	6	6th
10	UNLV	Mountain West	L	23	7	.767	0	1	23	8	.742	10	4	T1st
8	North Carolina	Atlantic Coast	L	18	13	.581	4	1	22	14	.611	9	7	T3d
15	UNC Wilmington	Colonial	Q	18	12	.600	0	1	18	13	.581	8	8	4th
15	Northern Ariz.	Big Sky	Q	20	10	.667	0	1	20	11	.645	11	5	3d
3	Ohio St.	Big Ten	L	22	6	.786	1	1	23	7	.767	13	3	T1st
3	Oklahoma	Big 12	L	26	6	.813	1	1	27	7	.794	12	4	T3d
3	Oklahoma St.	Big 12	L	24	6	.800	3	1	27	7	.794	12	4	T3d
7	Oregon	Pacific-10	L	22	7	.759	0	1	22	8	.733	13	5	3d
13	Penn.	Ivy	Q	21	7	.750	0	1	21	8	.724	14	0	1st
11	Pepperdine	West Coast	L	24	8	.750	1	1	25	9	.735	12	2	1st
6	Purdue	Big Ten	L	21	9	.700	3	1	24	10	.706	12	4	3d
12	St. Bonaventure	Atlantic 10 (E)	L	21	9	.700	0	1	21	10	.677	11	5	2d
2	St. John's (NY)	Big East	Q	24	7	.774	1	1	25	8	.758	12	4	3d
9	Saint Louis	Conference USA (A)	Q	19	13	.594	0	1	19	14	.576	7	9	T5th
13	Samford	Trans America	Q	21	10	.677	0	1	21	11	.656	12	6	T3d
10	Seton Hall	Big East	L	20	9	.690	2	1	22	10	.688	10	6	T4th
16	South Carolina St.	Mid-Eastern	Q	20	13	.606	0	1	20	14	.588	14	5	1st
13	Southeast Mo. St.	Ohio Valley	Q	24	6	.800	0	1	24	7	.774	14	4	T1st
1	Stanford	Pacific-10	L	26	3	.897	1	1	27	4	.871	15	3	T1st
4	Syracuse	Big East	L	24	5	.828	2	1	26	6	.813	13	3	T1st
2	Temple	Atlantic 10 (E)	Q	26	5	.839	1	1	27	6	.818	14	2	1st
4	Tennessee	Southeastern (E)	L	24	6	.800	2	1	26	7	.788	12	4	T1st
5	Texas	Big 12	L	23	8	.742	1	1	24	9	.727	13	3	2d
7	Tulsa	Western Athletic	L	29	4	.879	3	1	32	5	.865	12	3	1st
6	UCLA	Pacific-10	L	19	11	.633	2	1	21	12	.636	10	8	T4th
8	Utah	Mountain West	L	22	8	.733	1	1	23	9	.719	10	4	T1st
12	Utah St.	Big West (E)	Q	28	5	.848	0	1	28	6	.824	16	0	1st
16	Valparaiso	Mid-Continent	Q	19	12	.613	0	1	19	13	.594	10	6	T2d
14	Winthrop	Big South	Q	21	8	.724	0	1	21	9	.700	11	3	2d
8	Wisconsin	Big Ten	L	18	13	.581	4	1	22	14	.611	8	8	6th

2001 Tournament			How	Pre-Tourney			Tourney		Final			Conf.		
Seed	School	Conference		W	L	Pct.	W	L	W	L	Pct.	W	L	Fin.
16	Alabama St.	Southwestern	Q	22	8	.733	0	1	22	9	.710	15	3	1st
2	Arizona	Pacific-10	L	23	7	.767	5	1	28	8	.778	15	3	2d
7	Arkansas	Southeastern (W)	L	20	10	.667	0	1	20	11	.645	10	6	2d
3	Boston College	Big East (E)	Q	26	4	.867	1	1	27	5	.844	13	3	1st
12	BYU	Mountain West	Q	24	8	.750	0	1	24	9	.727	10	4	T1st
10	Butler	Midwestern	Q	23	7	.767	1	1	24	8	.750	11	3	1st
8	California	Pacific-10	L	20	10	.667	0	1	20	11	.645	11	7	T4th
13	Cal St. Northridge	Big Sky	Q	22	9	.710	0	1	22	10	.688	13	3	1st
9	Charlotte	Conference USA (A)	Q	21	10	.677	1	1	22	11	.667	10	6	2d
5	Cincinnati	Conference USA (A)	L	23	9	.719	2	1	25	10	.714	11	5	1st
10	Creighton	Missouri Valley	L	24	7	.774	0	1	24	8	.750	14	4	1st
1	Duke	Atlantic Coast	Q	29	4	.879	6	0	35	4	.897	13	3	T1st
15	Eastern Ill.	Ohio Valley	Q	21	9	.700	0	1	21	10	.677	11	5	T2d
3	Florida	Southeastern (E)	L	23	6	.793	1	1	24	7	.774	12	4	T1st
9	Fresno St.	Western Athletic	L	25	6	.806	1	1	26	7	.788	13	3	1st
14	George Mason	Colonial	Q	18	11	.621	0	1	18	12	.600	11	5	T2d
10	Georgetown	Big East (W)	L	23	7	.767	2	1	25	8	.758	9	6	T2d
8	Georgia	Southeastern (E)	L	16	14	.533	0	1	16	15	.516	9	7	3d
11	Georgia St.	Trans America	Q	28	4	.875	1	1	29	5	.853	16	2	1st
8	Georgia Tech	Atlantic Coast	L	17	12	.586	0	1	17	13	.567	8	8	T5th
12	Gonzaga	West Coast	Q	24	6	.800	2	1	26	7	.788	13	1	1st
15	Hampton	Mid-Eastern	Q	24	6	.800	1	1	25	7	.781	14	4	T1st
12	Hawaii	Western Athletic	Q	17	13	.567	0	1	17	14	.548	8	8	T5th
13	Hofstra	America East	Q	26	4	.867	0	1	26	5	.839	16	2	1st
15	Holy Cross	Patriot	Q	22	7	.759	0	1	22	8	.733	10	2	1st
1	Illinois	Big Ten	L	24	7	.774	3	1	27	8	.771	13	3	T1st
4	Indiana	Big Ten	L	21	12	.636	0	1	21	13	.618	10	6	4th
13	Indiana St.	Missouri Valley	Q	21	11	.656	1	1	22	12	.647	10	8	T4th
14	Iona	Metro Atlantic	Q	22	10	.688	0	1	22	11	.667	12	6	T1st
7	Iowa	Big Ten	Q	22	11	.667	1	1	23	12	.657	7	9	T6th
2	Iowa St.	Big 12	L	25	5	.833	0	1	25	6	.806	13	3	1st
4	Kansas	Big 12	L	24	6	.800	2	1	26	7	.788	12	4	T2d
13	Kent St.	Mid-American (E)	Q	23	9	.719	1	1	24	10	.706	13	5	1st

ALL-TIME TOURNAMENT FIELD

Seed	School	Conference	How	Pre-Tourney			Tourney		Final			Conf.		
				W	L	Pct.	W	L	W	L	Pct.	W	L	Fin.
2	Kentucky	Southeastern (E)	Q	22	9	.710	2	1	24	10	.706	12	4	T1st
3	Maryland	Atlantic Coast	L	21	10	.677	4	1	25	11	.694	10	6	3d
1	Michigan St.	Big Ten	L	24	4	.857	4	1	28	5	.848	13	3	T1st
3	Ole Miss	Southeastern (W)	L	25	7	.781	2	1	27	8	.771	11	5	1st
9	Missouri	Big 12	L	19	12	.613	1	1	20	13	.606	9	7	6th
16	Monmouth	Northeast	Q	21	9	.700	0	1	21	10	.677	15	5	2d
2	North Carolina	Atlantic Coast	L	25	6	.806	1	1	26	7	.788	13	3	T1st
16	UNC Greensboro	Southern (N)	Q	19	11	.633	0	1	19	12	.613	10	6	2d
16	Northwestern St.	Southland	Q	18	12	.600	1	1	19	13	.594	11	9	T4th
6	Notre Dame	Big East (W)	L	19	9	.679	1	1	20	10	.667	11	5	1st
5	Ohio St.	Big Ten	L	20	10	.667	0	1	20	11	.645	11	5	3d
4	Oklahoma	Big 12	Q	26	6	.813	0	1	26	7	.788	12	4	T2d
11	Oklahoma St.	Big 12	L	20	9	.690	0	1	20	10	.667	10	6	5th
7	Penn St.	Big Ten	L	19	11	.633	2	1	21	12	.636	7	9	T6th
15	Princeton	Ivy	Q	16	10	.615	0	1	16	11	.593	11	3	1st
10	Providence	Big East (E)	L	21	9	.700	0	1	21	10	.677	11	5	2d
9	Saint Joseph's	Atlantic 10	L	25	6	.806	1	1	26	7	.788	14	2	1st
6	Southern California	Pacific-10	L	21	9	.700	3	1	24	10	.706	11	7	T4th
14	Southern Utah	Mid-Continent	Q	25	5	.833	0	1	25	6	.806	13	3	T1st
1	Stanford	Pacific-10	Q	28	2	.933	3	1	31	3	.912	16	2	1st
5	Syracuse	Big East (W)	L	24	8	.750	1	1	25	9	.735	9	6	T2d
11	Temple	Atlantic 10	Q	21	12	.636	3	1	24	13	.618	12	4	T2d
8	Tennessee	Southeastern (E)	L	22	10	.688	0	1	22	11	.667	8	8	4th
6	Texas	Big 12	L	25	8	.758	0	1	25	9	.735	12	4	T2d
4	UCLA	Pacific-10	L	21	8	.724	2	1	23	9	.719	14	4	3d
12	Utah St.	Big West	Q	27	5	.844	1	1	28	6	.824	13	3	2d
5	Virginia	Atlantic Coast	L	20	8	.714	0	1	20	9	.690	9	7	4th
7	Wake Forest	Atlantic Coast	L	19	10	.655	0	1	19	11	.633	8	8	T5th
14	Western Ky.	Sun Belt (E)	Q	24	6	.800	0	1	24	7	.774	14	2	1st
—	Winthrop	Big South	Q	18	12	.600	0	1	18	13	.581	11	3	2d
6	Wisconsin	Big Ten	L	18	10	.643	0	1	18	11	.621	9	7	5th
11	Xavier	Atlantic 10	L	21	7	.750	0	1	21	8	.724	12	4	T2d
2002 Tournament														
Seed	School	Conference	How	Pre-Tourney			Tourney		Final			Conf.		
				W	L	Pct.	W	L	W	L	Pct.	W	L	Fin.
2	Alabama	Southeastern (W)	L	26	7	.788	1	1	27	8	.771	12	4	1st
—	Alcorn	Southwestern	Q	21	9	.700	0	1	21	10	.677	16	2	1st
3	Arizona	Pacific-10	Q	22	9	.710	2	1	24	10	.706	12	6	T2d
11	Boston College	Big East (E)	L	20	11	.645	0	1	20	12	.625	8	8	4th
16	Boston U.	America East	Q	22	9	.710	0	1	22	10	.688	13	3	T1st
6	California	Pacific-10	L	22	8	.733	1	1	23	9	.719	12	6	T2d
14	UC Santa Barbara	Big West	Q	20	10	.667	0	1	20	11	.645	11	7	T3d
14	Central Conn. St.	Northeast	Q	27	4	.871	0	1	27	5	.844	19	1	1st
9	Charlotte	Conference USA (A)	L	18	11	.621	0	1	18	12	.600	11	5	3d
1	Cincinnati	Conference USA (A)	Q	30	3	.909	1	1	31	4	.886	14	2	1st
2	UConn	Big East (E)	Q	24	6	.800	3	1	27	7	.794	13	3	1st
12	Creighton	Missouri Valley	Q	22	8	.733	1	1	23	9	.719	14	4	T1st
13	Davidson	Southern	Q	21	9	.700	0	1	21	10	.677	11	5	T1st
1	Duke	Atlantic Coast	Q	29	3	.906	2	1	31	4	.886	13	3	2d
5	Florida	Southeastern (E)	L	22	8	.733	0	1	22	9	.710	10	6	T1st
15	Fla. Atlantic	Atlantic Sun	Q	19	11	.633	0	1	19	12	.613	13	7	T3d
3	Georgia	Southeastern (E)	L	21	9	.700	1	1	22	10	.688	10	6	T1st
6	Gonzaga	West Coast	Q	29	3	.906	0	1	29	4	.879	13	1	T1st
15	Hampton	Mid-Eastern	Q	25	6	.806	0	1	25	7	.781	16	1	1st
10	Hawaii	Western Athletic	Q	27	5	.844	0	1	27	6	.818	15	3	T1st
16	Holy Cross	Patriot	L	18	14	.563	0	1	18	15	.545	9	5	2d
4	Illinois	Big Ten	L	24	8	.750	2	1	26	9	.743	11	5	T1st
15	Ill.-Chicago	Horizon	Q	20	13	.606	0	1	20	14	.588	8	8	6th
5	Indiana	Big Ten	L	20	11	.645	5	1	25	12	.676	11	5	T1st
1	Kansas	Big 12	L	29	3	.906	4	1	33	4	.892	16	0	1st
10	Kent St.	Mid-American (E)	Q	27	5	.844	3	1	30	6	.833	17	1	1st
4	Kentucky	Southeastern (E)	L	20	9	.690	2	1	22	10	.688	10	6	T1st
5	Marquette	Conference USA (A)	L	26	6	.813	0	1	26	7	.788	13	3	2d
1	Maryland	Atlantic Coast	L	26	4	.867	6	0	32	4	.889	15	1	1st
14	McNeese St.	Southland	Q	21	8	.724	0	1	21	9	.700	17	3	1st
5	Miami (FL)	Big East (E)	L	24	7	.774	0	1	24	8	.750	10	6	2d
10	Michigan St.	Big Ten	L	19	11	.633	0	1	19	12	.613	10	6	5th
9	Ole Miss	Southeastern (W)	L	20	10	.667	0	1	20	11	.645	9	7	3d
3	Mississippi St.	Southeastern (W)	Q	26	7	.788	1	1	27	8	.771	10	6	2d
12	Missouri	Big 12	L	21	11	.656	3	1	24	12	.667	9	7	6th
15	Montana	Big Sky	Q	16	14	.533	0	1	16	15	.516	7	7	T4th
14	Murray St.	Ohio Valley	Q	19	12	.613	0	1	19	13	.594	10	6	3d
13	UNC Wilmington	Colonial	Q	22	9	.710	1	1	23	10	.697	14	4	1st
7	North Carolina St.	Atlantic Coast	L	22	10	.688	1	1	23	11	.676	9	7	T3d
8	Notre Dame	Big East (W)	L	21	10	.677	1	1	22	11	.667	10	6	2d
4	Ohio St.	Big Ten	Q	23	7	.767	1	1	24	8	.750	11	5	T1st
2	Oklahoma	Big 12	Q	27	4	.871	4	1	31	5	.861	13	3	2d
7	Oklahoma St.	Big 12	L	23	8	.742	0	1	23	9	.719	10	6	T3d
2	Oregon	Pacific-10	L	23	8	.742	3	1	26	9	.743	14	4	1st
11	Penn.	Ivy	Q	25	6	.806	0	1	25	7	.781	11	3	T1st
10	Pepperdine	West Coast	L	22	8	.733	0	1	22	9	.710	13	1	T1st
3	Pittsburgh	Big East (W)	L	27	5	.844	2	1	29	6	.829	13	3	1st
9	St. John's (NY)	Big East (E)	L	20	11	.645	0	1	20	12	.625	9	7	3d
13	San Diego St.	Mountain West	Q	21	11	.656	0	1	21	12	.636	7	7	T4th
16	Siena	Metro Atlantic	Q	16	18	.471	1	1	17	19	.472	9	9	T6th
4	Southern California	Pacific-10	L	22	9	.710	0	1	22	10	.688	12	6	T2d
11	Southern Ill.	Missouri Valley	L	26	7	.788	2	1	28	8	.778	14	4	T1st
8	Stanford	Pacific-10	L	19	9	.679	1	1	20	10	.667	12	6	T2d
6	Texas	Big 12	L	20	11	.645	2	1	22	12	.647	10	6	T3d

Seed	School	Conference	How	Pre-Tourney			Tourney		Final			Conf.		
				W	L	Pct.	W	L	W	L	Pct.	W	L	Fin.
6	Texas Tech	Big 12	L	23	8	.742	0	1	23	9	.719	10	6	T3d
12	Tulsa	Western Athletic	L	26	6	.813	1	1	27	7	.794	15	3	T1st
8	UCLA	Pacific-10	L	19	11	.633	2	1	21	12	.636	11	7	6th
12	Utah	Mountain West	L	21	8	.724	0	1	21	9	.700	10	4	2d
13	Valparaiso	Mid-Continent	Q	25	7	.781	0	1	25	8	.758	12	2	1st
7	Wake Forest	Atlantic Coast	L	20	12	.625	1	1	21	13	.618	9	7	T3d
9	Western Ky.	Sun Belt (E)	Q	28	3	.903	0	1	28	4	.875	13	1	1st
16	Winthrop	Big South	Q	19	11	.633	0	1	19	12	.613	10	4	T1st
8	Wisconsin	Big Ten	L	18	12	.600	1	1	19	13	.594	11	5	T1st
11	Wyoming	Mountain West	L	21	8	.724	1	1	22	9	.710	11	3	1st
7	Xavier	Atlantic 10 (W)	Q	25	5	.833	1	1	26	6	.813	14	2	1st

Seed	School	Conference	How	Pre-Tourney			Tourney		Final			Conf.		
				W	L	Pct.	W	L	W	L	Pct.	W	L	Fin.
10	Alabama	Southeastern (W)	L	17	11	.607	0	1	17	12	.586	7	9	4th
1	Arizona	Pacific-10	L	25	3	.893	3	1	28	4	.875	17	1	1st
10	Arizona St.	Pacific-10	L	19	11	.633	1	1	20	12	.625	11	7	4th
10	Auburn	Southeastern (W)	L	20	11	.645	2	1	22	12	.647	8	8	T2d
13	Austin Peay	Ohio Valley	Q	23	7	.767	0	1	23	8	.742	13	3	T1st
12	BYU	Mountain West	L	23	8	.742	0	1	23	9	.719	11	3	T1st
12	Butler	Horizon	L	25	5	.833	2	1	27	6	.818	14	2	1st
8	California	Pacific-10	L	21	8	.724	1	1	22	9	.710	13	5	3d
11	Central Mich.	Mid-American (W)	Q	24	6	.800	1	1	25	7	.781	14	4	1st
8	Cincinnati	Conference USA (A)	L	17	11	.607	0	1	17	12	.586	9	7	T3d
10	Colorado	Big 12	L	20	11	.645	0	1	20	12	.625	9	7	T5th
14	Colorado St.	Mountain West	Q	19	13	.594	0	1	19	14	.576	5	9	6th
5	UConn	Big East (E)	L	21	9	.700	2	1	23	10	.697	10	6	T1st
6	Creighton	Missouri Valley	Q	29	4	.879	0	1	29	5	.853	15	3	2d
4	Dayton	Atlantic 10 (W)	Q	24	5	.828	0	1	24	6	.800	14	2	2d
3	Duke	Atlantic Coast	Q	24	6	.800	2	1	26	7	.788	11	5	T2d
15	East Tenn. St.	Southern (N)	Q	20	10	.667	0	1	20	11	.645	11	5	T1st
2	Florida	Southeastern (E)	L	24	7	.774	1	1	25	8	.758	12	4	2d
9	Gonzaga	West Coast	L	23	8	.742	1	1	24	9	.727	12	2	1st
14	Holy Cross	Patriot	Q	26	4	.867	0	1	26	5	.839	13	1	1st
4	Illinois	Big Ten	Q	24	6	.800	1	1	25	7	.781	11	5	2d
7	Indiana	Big Ten	L	20	12	.625	1	1	21	13	.618	8	8	T6th
16	IUPUI	Mid-Continent	Q	20	13	.606	0	1	20	14	.588	10	4	T2d
2	Kansas	Big 12	L	25	7	.781	5	1	30	8	.789	14	2	1st
1	Kentucky	Southeastern (E)	Q	29	3	.906	3	1	32	4	.889	16	0	1st
8	LSU	Southeastern (W)	L	21	10	.677	0	1	21	11	.656	8	8	T2d
4	Louisville	Conference USA (A)	Q	24	6	.800	1	1	25	7	.781	11	5	2d
14	Manhattan	Metro Atlantic	Q	23	6	.793	0	1	23	7	.767	14	4	1st
3	Marquette	Conference USA (A)	L	23	5	.821	4	1	27	6	.818	14	2	1st
6	Maryland	Atlantic Coast	L	19	9	.679	2	1	21	10	.677	11	5	T2d
7	Memphis	Conference USA (N)	L	23	6	.793	0	1	23	7	.767	13	3	1st
7	Michigan St.	Big Ten	L	19	12	.613	3	1	22	13	.629	10	6	T3d
12	Milwaukee	Horizon	Q	24	7	.774	0	1	24	8	.750	13	3	2d
5	Mississippi St.	Southeastern (W)	L	21	9	.700	0	1	21	10	.677	9	7	1st
6	Missouri	Big 12	L	21	10	.677	1	1	22	11	.667	9	7	T5th
16	UNC Asheville	Big South	Q	14	16	.467	1	1	15	17	.469	11	3	1st
11	UNC Wilmington	Colonial	Q	24	6	.800	0	1	24	7	.774	15	3	1st
9	North Carolina St.	Atlantic Coast	L	18	12	.600	0	1	18	13	.581	9	7	4th
5	Notre Dame	Big East (W)	L	22	9	.710	2	1	24	10	.706	10	6	T3d
1	Oklahoma	Big 12	Q	24	6	.800	3	1	27	7	.794	12	4	3d
6	Oklahoma St.	Big 12	L	21	9	.700	1	1	22	10	.688	10	6	4th
8	Oregon	Pacific-10	Q	23	9	.719	0	1	23	10	.697	10	8	5th
11	Penn.	Ivy	Q	22	5	.815	0	1	22	6	.786	14	0	1st
2	Pittsburgh	Big East (W)	Q	26	4	.867	2	1	28	5	.848	13	3	T1st
9	Purdue	Big Ten	L	18	10	.643	1	1	19	11	.633	10	6	T3d
7	Saint Joseph's	Atlantic 10 (E)	L	23	6	.793	0	1	23	7	.767	12	4	1st
15	Sam Houston St.	Southland	Q	23	6	.793	0	1	23	7	.767	17	3	1st
13	San Diego	West Coast	Q	18	11	.621	0	1	18	12	.600	10	4	2d
16	South Carolina St.	Mid-Eastern	Q	20	10	.667	0	1	20	11	.645	15	3	1st
11	Southern Ill.	Missouri Valley	L	24	6	.800	0	1	24	7	.774	16	2	1st
4	Stanford	Pacific-10	L	23	8	.742	1	1	24	9	.727	14	4	2d
3	Syracuse	Big East (W)	L	24	5	.828	6	0	30	5	.857	13	3	T1st
1	Texas	Big 12	L	22	6	.786	4	1	26	7	.788	13	3	2d
—	Texas Southern	Southwestern	Q	18	12	.600	0	1	18	13	.581	11	7	T3d
14	Troy	Atlantic Sun (S)	Q	26	5	.839	0	1	26	6	.813	14	2	T1st
13	Tulsa	Western Athletic	Q	22	9	.710	1	1	23	10	.697	12	6	2d
9	Utah	Mountain West	L	24	7	.774	1	1	25	8	.758	11	3	T1st
15	Utah St.	Big West	Q	24	8	.750	0	1	24	9	.727	12	6	3d
16	Vermont	America East	Q	21	11	.656	0	1	21	12	.636	11	5	2d
15	Wagner	Northeast	Q	21	10	.677	0	1	21	11	.656	14	4	1st
2	Wake Forest	Atlantic Coast	L	24	5	.828	1	1	25	6	.806	13	3	1st
12	Weber St.	Big Sky	Q	26	5	.839	0	1	26	6	.813	14	0	1st
13	Western Ky.	Sun Belt (E)	Q	24	8	.750	0	1	24	9	.727	12	2	1st
5	Wisconsin	Big Ten	L	22	7	.759	2	1	24	8	.750	12	4	1st
3	Xavier	Atlantic 10 (W)	L	25	5	.833	1	1	26	6	.813	15	1	1st

Seed	School	Conference	How	Pre-Tourney			Tourney		Final			Conf.		
				W	L	Pct.	W	L	W	L	Pct.	W	L	Fin.
11	Air Force	Mountain West	L	22	6	.786	0	1	22	7	.759	12	2	1st
8	Alabama	Southeastern (W)	L	17	12	.586	3	1	20	13	.606	8	8	T2d
9	UAB	Conference USA	L	20	9	.690	2	1	22	10	.688	12	4	T1st
16	Alabama St.	Southwestern	Q	16	14	.533	0	1	16	15	.516	11	7	2d
9	Arizona	Pacific-10	L	20	9	.690	0	1	20	10	.667	11	7	3d
6	Boston College	Big East	L	23	9	.719	1	1	24	10	.706	10	6	T5th
12	BYU	Mountain West	L	21	8	.724	0	1	21	9	.700	12	4	2d



Seed	School	Conference	How	Pre-Tourney			Tourney		Final			Conf.		
				W	L	Pct.	W	L	W	L	Pct.	W	L	Fin.
14	UCF	Atlantic Sun	Q	25	5	.833	0	1	25	6	.806	17	3	2d
9	Charlotte	Conference USA	L	21	8	.724	0	1	21	9	.700	12	4	T1st
4	Cincinnati	Conference USA	Q	24	6	.800	1	1	25	7	.781	12	4	T1st
2	UConn	Big East	Q	27	6	.818	6	0	33	6	.846	12	4	2d
10	Dayton	Atlantic 10 (W)	L	24	8	.750	0	1	24	9	.727	12	4	1st
7	DePaul	Conference USA	L	21	9	.700	1	1	22	10	.688	12	4	T1st
1	Duke	Atlantic Coast	L	27	5	.844	4	1	31	6	.838	13	3	1st
13	East Tenn. St.	Southern (N)	Q	27	5	.844	0	1	27	6	.818	15	1	1st
15	Eastern Wash.	Big Sky	Q	17	12	.586	0	1	17	13	.567	11	3	1st
5	Florida	Southeastern (E)	L	20	10	.667	0	1	20	11	.645	9	7	2d
16	Florida A&M	Mid-Eastern	Q	14	16	.467	1	1	15	17	.469	10	8	T5th
3	Georgia Tech	Atlantic Coast	L	23	9	.719	5	1	28	10	.737	9	7	T3d
2	Gonzaga	West Coast	Q	27	2	.931	1	1	28	3	.903	14	0	1st
5	Illinois	Big Ten	L	24	6	.800	2	1	26	7	.788	13	3	1st
13	Ill.-Chicago	Horizon	Q	24	7	.774	0	1	24	8	.750	12	4	2d
4	Kansas	Big 12	L	21	8	.724	3	1	24	9	.727	12	4	T2d
1	Kentucky	Southeastern (E)	Q	26	4	.867	1	1	27	5	.844	13	3	1st
—	Lehigh	Patriot	Q	20	10	.667	0	1	20	11	.645	10	4	T1st
16	Liberty	Big South	Q	18	14	.563	0	1	18	15	.545	12	4	T1st
14	La.-Lafayette	Sun Belt (W)	Q	20	8	.714	0	1	20	9	.690	12	3	1st
10	Louisville	Conference USA	L	20	9	.690	0	1	20	10	.667	9	7	6th
12	Manhattan	Metro Atlantic	Q	24	5	.828	1	1	25	6	.806	16	2	1st
4	Maryland	Atlantic Coast	L	19	11	.633	1	1	20	12	.625	7	9	6th
7	Memphis	Conference USA	L	21	7	.750	1	1	22	8	.733	12	4	T1st
7	Michigan St.	Big Ten	L	18	11	.621	0	1	18	12	.600	12	4	T2d
2	Mississippi St.	Southeastern (W)	L	25	3	.893	1	1	26	4	.867	14	2	1st
15	Monmouth	Northeast	Q	21	11	.656	0	1	21	12	.636	12	6	T1st
12	Murray St.	Ohio Valley	L	28	5	.848	0	1	28	6	.824	14	2	2d
10	Nevada	Western Athletic	Q	23	8	.742	2	1	25	9	.735	13	5	T1st
6	North Carolina	Atlantic Coast	L	18	10	.643	1	1	19	11	.633	8	8	5th
3	North Carolina St.	Atlantic Coast	L	20	9	.690	1	1	21	10	.677	11	5	2d
14	UNL	Missouri Valley	Q	21	9	.700	0	1	21	10	.677	12	6	T2d
2	Oklahoma St.	Big 12	Q	27	3	.900	4	1	31	4	.886	14	2	1st
12	Pacific	Big West	Q	24	7	.774	1	1	25	8	.758	17	1	T1st
3	Pittsburgh	Big East	L	29	4	.879	2	1	31	5	.861	13	3	1st
14	Princeton	Ivy	Q	20	7	.741	0	1	20	8	.714	13	1	1st
5	Providence	Big East	L	20	8	.714	0	1	20	9	.690	11	5	T3d
11	Richmond	Atlantic 10 (W)	L	20	12	.625	0	1	20	13	.606	10	6	T3d
1	Saint Joseph's	Atlantic 10 (E)	L	27	1	.964	3	1	30	2	.938	16	0	1st
8	Seton Hall	Big East	L	20	9	.690	1	1	21	10	.677	10	6	T5th
10	South Carolina	Southeastern (E)	L	23	10	.697	0	1	23	11	.676	8	8	T3d
9	Southern Ill.	Missouri Valley	L	25	4	.862	0	1	25	5	.833	17	1	1st
1	Stanford	Pacific-10	Q	29	1	.967	1	1	30	2	.938	17	1	1st
5	Syracuse	Big East	L	21	7	.750	2	1	23	8	.742	11	5	T3d
3	Texas	Big 12	L	23	7	.767	2	1	25	8	.758	12	4	T2d
13	UTEP	Western Athletic	L	24	7	.774	0	1	24	8	.750	13	5	T1st
16	UTSA	Southland	Q	19	13	.594	0	1	19	14	.576	11	5	T1st
8	Texas Tech	Big 12	L	22	10	.688	1	1	23	11	.676	9	7	T5th
11	Utah	Mountain West	Q	24	8	.750	0	1	24	9	.727	9	5	3d
15	Valparaiso	Mid-Continent	Q	18	12	.600	0	1	18	13	.581	11	5	1st
6	Vanderbilt	Southeastern (E)	L	21	9	.700	2	1	23	10	.697	8	8	T3d
15	Vermont	America East	Q	22	8	.733	0	1	22	9	.710	15	3	2d
13	VCU	Colonial	Q	23	7	.767	0	1	23	8	.742	14	4	1st
4	Wake Forest	Atlantic Coast	L	19	9	.679	2	1	21	10	.677	9	7	T3d
8	Washington	Pacific-10	L	19	11	.633	0	1	19	12	.613	12	6	2d
11	Western Mich.	Mid-American (W)	Q	26	4	.867	0	1	26	5	.839	15	3	1st
6	Wisconsin	Big Ten	Q	24	6	.800	1	1	25	7	.781	12	4	T2d
7	Xavier	Atlantic 10 (W)	Q	23	10	.697	3	1	26	11	.703	10	6	T3d

2005 Tournament			How	Pre-Tourney			Tourney		Final			Conf.		
Seed	School	Conference		W	L	Pct.	W	L	W	L	Pct.	W	L	Fin.
5	Alabama	Southeastern (W)	L	24	7	.774	0	1	24	8	.750	12	4	T1st
11	UAB	Conference USA	L	21	10	.677	1	1	22	11	.667	10	6	T5th
—	Alabama A&M	Southwestern	Q	18	13	.581	0	1	18	14	.563	12	6	1st
3	Arizona	Pacific-10	L	27	6	.818	3	1	30	7	.811	15	3	1st
4	Boston College	Big East	L	24	4	.857	1	1	25	5	.833	13	3	T1st
14	Bucknell	Patriot	Q	22	9	.710	1	1	23	10	.697	10	4	2d
15	UCF	Atlantic Sun	Q	24	8	.750	0	1	24	9	.727	13	7	T1st
7	Charlotte	Conference USA	L	21	7	.750	0	1	21	8	.724	12	4	T2d
15	Chattanooga	Southern	Q	20	10	.667	0	1	20	11	.645	10	6	1st
7	Cincinnati	Conference USA	L	24	7	.774	1	1	25	8	.758	12	4	T2d
2	UConn	Big East	L	22	7	.759	1	1	23	8	.742	13	3	T1st
10	Creighton	Missouri Valley	Q	23	10	.697	0	1	23	11	.676	11	7	T3d
16	Delaware St.	Mid-Eastern	L	19	13	.594	0	1	19	14	.576	14	4	1st
1	Duke	Atlantic Coast	Q	25	5	.833	2	1	27	6	.818	11	5	3d
15	Eastern Ky.	Ohio Valley	Q	22	8	.733	0	1	22	9	.710	11	5	T2d
16	Fairleigh Dickinson	Northeast	Q	20	12	.625	0	1	20	13	.606	13	5	2d
4	Florida	Southeastern (E)	Q	23	7	.767	1	1	24	8	.750	12	4	2d
12	George Washington	Atlantic 10 (W)	Q	22	7	.759	0	1	22	8	.733	11	5	1st
5	Georgia Tech	Atlantic Coast	L	19	11	.633	1	1	20	12	.625	8	8	T4th
3	Gonzaga	West Coast	Q	25	4	.862	1	1	26	5	.839	12	2	1st
1	Illinois	Big Ten	Q	32	1	.970	5	1	37	2	.949	15	1	1st
10	Iowa	Big Ten	L	21	11	.656	0	1	21	12	.636	7	9	7th
9	Iowa St.	Big 12	L	18	11	.621	1	1	19	12	.613	9	7	T5th
3	Kansas	Big 12	L	23	6	.793	0	1	23	7	.767	12	4	T1st
2	Kentucky	Southeastern (E)	L	25	5	.833	3	1	28	6	.824	14	2	1st
13	La.-Lafayette	Sun Belt (E)	Q	20	10	.667	0	1	20	11	.645	11	4	2d
6	LSU	Southeastern (W)	L	20	9	.690	0	1	20	10	.667	12	4	T1st
4	Louisville	Conference USA	Q	29	4	.879	4	1	33	5	.868	14	2	1st

Seed	School	Conference	How	Pre-Tourney			Tourney		Final			Conf.		
				W	L	Pct.	W	L	W	L	Pct.	W	L	Fin.
5	Michigan St.	Big Ten	L	22	6	.786	4	1	26	7	.788	13	3	2d
12	Milwaukee	Horizon	Q	24	5	.828	2	1	26	6	.813	14	2	1st
8	Minnesota	Big Ten	L	21	10	.677	0	1	21	11	.656	10	6	T4th
9	Mississippi St.	Southeastern (W)	L	22	10	.688	1	1	23	11	.676	9	7	3d
16	Montana	Big Sky	Q	18	12	.600	0	1	18	13	.581	9	5	T2d
9	Nevada	Western Athletic	L	24	6	.800	1	1	25	7	.781	16	2	1st
12	New Mexico	Mountain West	Q	26	6	.813	0	1	26	7	.788	10	4	2d
14	Niagara	Metro Atlantic	Q	20	9	.690	0	1	20	10	.667	13	5	T1st
1	North Carolina	Atlantic Coast	L	27	4	.871	6	0	33	4	.892	14	2	1st
10	North Carolina St.	Atlantic Coast	L	19	13	.594	2	1	21	14	.600	7	9	T6th
11	UNL	Missouri Valley	L	21	10	.677	0	1	21	11	.656	11	7	T3d
16	Oakland	Mid-Continent	Q	12	18	.400	1	1	13	19	.406	7	9	T5th
13	Ohio	Mid-American (E)	Q	21	10	.677	0	1	21	11	.656	11	7	T2d
3	Oklahoma	Big 12	L	24	7	.774	1	1	25	8	.758	12	4	T1st
2	Oklahoma St.	Big 12	Q	24	6	.800	2	1	26	7	.788	11	5	3d
12	Old Dominion	Colonial	Q	28	5	.848	0	1	28	6	.824	15	3	1st
8	Pacific	Big West	L	26	3	.897	1	1	27	4	.871	18	0	1st
13	Penn.	Ivy	Q	20	8	.714	0	1	20	9	.690	13	1	1st
9	Pittsburgh	Big East	L	20	8	.714	0	1	20	9	.690	10	6	5th
10	St. Mary's (CA)	West Coast	L	25	8	.758	0	1	25	9	.735	11	3	2d
15	Southeastern La.	Southland	Q	24	8	.750	0	1	24	9	.727	13	3	T1st
7	Southern Ill.	Missouri Valley	L	26	7	.788	1	1	27	8	.771	15	3	1st
8	Stanford	Pacific-10	L	18	12	.600	0	1	18	13	.581	11	7	T2d
4	Syracuse	Big East	Q	27	6	.818	0	1	27	7	.794	11	5	T3d
8	Texas	Big 12	Q	20	10	.667	0	1	20	11	.645	9	7	T5th
11	UTEP	Western Athletic	Q	27	7	.794	0	1	27	8	.771	14	4	2d
6	Texas Tech	Big 12	L	20	10	.667	2	1	22	11	.667	10	6	4th
11	UCLA	Pacific-10	L	18	10	.643	0	1	18	11	.621	11	7	T3d
6	Utah	Mountain West	L	27	5	.844	2	1	29	6	.829	13	1	1st
14	Utah St.	Big West	Q	24	7	.774	0	1	24	8	.750	13	5	2d
13	Vermont	America East	Q	24	6	.800	1	1	25	7	.781	16	2	1st
5	Villanova	Big East	L	22	7	.759	2	1	24	8	.750	11	5	T3d
2	Wake Forest	Atlantic Coast	L	26	5	.839	1	1	27	6	.818	13	3	2d
1	Washington	Pacific-10	Q	27	5	.844	2	1	29	6	.829	14	4	2d
7	West Virginia	Big East	L	21	10	.677	3	1	24	11	.686	8	8	T7th
14	Winthrop	Big South	Q	27	5	.844	0	1	27	6	.818	15	1	1st
6	Wisconsin	Big Ten	L	22	8	.733	3	1	25	9	.735	11	5	3d

2006 Tournament				Pre-Tourney			Tourney		Final			Conf.		
Seed	School	Conference	How	W	L	Pct.	W	L	W	L	Pct.	W	L	Fin.
13	Air Force	Mountain West	L	24	6	.800	0	1	24	7	.774	12	4	T2d
10	Alabama	Southeastern (W)	L	17	12	.586	1	1	18	13	.581	10	6	T2d
9	UAB	Conference USA	L	24	6	.800	0	1	24	7	.774	12	2	2d
16	Albany (NY)	America East	Q	21	10	.677	0	1	21	11	.656	13	3	1st
8	Arizona	Pacific-10	L	19	12	.613	1	1	20	13	.606	11	7	T4th
8	Arkansas	Southeastern (W)	L	22	9	.710	0	1	22	10	.688	10	6	T2d
15	Belmont	Atlantic Sun	Q	20	10	.667	0	1	20	11	.645	15	5	T1st
4	Boston College	Atlantic Coast	L	26	6	.813	2	1	28	7	.800	11	5	3d
13	Bradley	Missouri Valley	L	20	10	.667	2	1	22	11	.667	11	7	T5th
9	Bucknell	Patriot	Q	26	4	.867	1	1	27	5	.844	14	0	1st
7	California	Pacific-10	L	20	10	.667	0	1	20	11	.645	12	6	3d
1	UConn	Big East	L	27	3	.900	3	1	30	4	.882	14	2	T1st
15	Davidson	Southern (S)	Q	20	10	.667	0	1	20	11	.645	10	5	2d
1	Duke	Atlantic Coast	Q	29	3	.906	2	1	31	4	.886	14	2	1st
3	Florida	Southeastern (E)	Q	27	6	.818	6	0	33	6	.846	10	6	2d
11	George Mason	Colonial	L	23	7	.767	4	1	27	8	.771	15	3	T1st
8	George Washington	Atlantic 10	L	26	2	.929	1	1	27	3	.900	16	0	1st
7	Georgetown	Big East	L	21	9	.700	2	1	23	10	.697	10	6	T4th
3	Gonzaga	West Coast	Q	27	3	.900	2	1	29	4	.879	14	0	1st
—	Hampton	Mid-Eastern	Q	16	15	.516	0	1	16	16	.500	10	8	T5th
4	Illinois	Big Ten	L	25	6	.806	1	1	26	7	.788	11	5	T2d
6	Indiana	Big Ten	L	18	11	.621	1	1	19	12	.613	9	7	T4th
13	Iona	Metro Atlantic	Q	23	7	.767	0	1	23	8	.742	13	5	2d
3	Iowa	Big Ten	Q	24	8	.750	0	1	24	9	.727	11	5	T2d
4	Kansas	Big 12	Q	24	7	.774	0	1	24	8	.750	13	3	T1st
12	Kent St.	Mid-American (E)	Q	25	8	.758	0	1	25	9	.735	15	3	1st
8	Kentucky	Southeastern (E)	L	21	12	.636	1	1	22	13	.629	9	7	3d
4	LSU	Southeastern (W)	L	23	8	.742	4	1	27	9	.750	14	2	1st
7	Marquette	Big East	Q	20	10	.667	0	1	20	11	.645	10	6	T4th
1	Memphis	Conference USA	L	30	3	.909	3	1	33	4	.892	13	1	T1st
6	Michigan St.	Big Ten	L	22	11	.667	0	1	22	12	.647	8	8	T6th
11	Milwaukee	Horizon	Q	21	8	.724	1	1	22	9	.710	12	4	1st
16	Monmouth	Northeast	Q	18	14	.563	1	1	19	15	.559	12	6	3d
12	Montana	Big Sky	Q	23	6	.793	1	1	24	7	.774	10	4	2d
14	Murray St.	Ohio Valley	Q	24	6	.800	0	1	24	7	.774	17	3	1st
5	Nevada	Western Athletic	Q	27	5	.844	0	1	27	6	.818	13	3	1st
3	North Carolina	Atlantic Coast	L	22	7	.759	1	1	23	8	.742	12	4	2d
9	UNC Wilmington	Colonial	L	25	7	.781	0	1	25	8	.758	15	3	T1st
10	North Carolina St.	Atlantic Coast	L	21	9	.700	1	1	22	10	.688	10	6	4th
10	UNL	Missouri Valley	L	23	9	.719	0	1	23	10	.697	11	7	T5th
14	Northwestern St.	Southland	Q	24	7	.774	1	1	25	8	.758	15	1	1st
2	Ohio St.	Big Ten	L	25	4	.862	1	1	26	5	.839	12	4	1st
6	Oklahoma	Big 12	L	20	8	.714	0	1	20	9	.690	11	5	3d
16	Oral Roberts	Mid-Continent	Q	21	11	.656	0	1	21	12	.636	13	3	T1st
13	Pacific	Big West	Q	23	7	.767	0	1	23	8	.742	12	2	1st
15	Penn.	Ivy	Q	20	8	.714	0	1	20	9	.690	12	2	1st
5	Pittsburgh	Big East	L	24	7	.774	1	1	25	8	.758	10	6	T4th
11	San Diego St.	Mountain West	Q	24	8	.750	0	1	24	9	.727	13	3	1st
10	Seton Hall	Big East	L	18	11	.621	0	1	18	12	.600	9	7	7th

ALL-TIME TOURNAMENT FIELD

Seed	School	Conference	How	Pre-Tourney			Tourney		Final			Conf.		
				W	L	Pct.	W	L	W	L	Pct.	W	L	Fin.
14	South Ala.	Sun Belt (W)	Q	24	6	.800	0	1	24	7	.774	12	3	1st
16	Southern U.	Southwestern	Q	19	12	.613	0	1	19	13	.594	15	3	1st
11	Southern Ill.	Missouri Valley	Q	22	10	.688	0	1	22	11	.667	12	6	T2d
5	Syracuse	Big East	Q	23	11	.676	0	1	23	12	.657	7	9	T9th
2	Tennessee	Southeastern (E)	L	21	7	.750	1	1	22	8	.733	12	4	1st
2	Texas	Big 12	L	27	5	.844	3	1	30	6	.833	13	3	T1st
12	Texas A&M	Big 12	L	21	8	.724	1	1	22	9	.710	10	6	4th
2	UCLA	Pacific-10	Q	27	6	.818	5	1	32	7	.821	14	4	1st
12	Utah St.	Western Athletic	L	23	8	.742	0	1	23	9	.719	11	5	T2d
1	Villanova	Big East	L	25	4	.862	3	1	28	5	.848	14	2	T1st
5	Washington	Pacific-10	L	24	6	.800	2	1	26	7	.788	13	5	2d
6	West Virginia	Big East	L	20	10	.667	2	1	22	11	.667	11	5	3d
7	Wichita St.	Missouri Valley	L	24	8	.750	2	1	26	9	.743	14	4	1st
15	Winthrop	Big South	Q	23	7	.767	0	1	23	8	.742	13	3	1st
9	Wisconsin	Big Ten	L	19	11	.633	0	1	19	12	.613	9	7	T4th
14	Xavier	Atlantic 10	Q	21	10	.677	0	1	21	11	.656	8	8	T7th

Seed	School	Conference	How	Pre-Tourney			Tourney		Final			Conf.		
				W	L	Pct.	W	L	W	L	Pct.	W	L	Fin.
13	Albany (NY)	America East	Q	23	9	.719	0	1	23	10	.697	13	3	2d
8	Arizona	Pacific-10	Q	20	10	.667	0	1	20	11	.645	11	7	T3d
12	Arkansas	Southeastern (W)	L	21	13	.618	0	1	21	14	.600	7	9	T3d
15	Belmont	Atlantic Sun	Q	23	9	.719	0	1	23	10	.697	14	2	2d
7	Boston College	Atlantic Coast	L	20	11	.645	1	1	21	12	.636	10	6	T3d
8	BYU	Mountain West	L	25	8	.758	0	1	25	9	.735	13	3	1st
5	Butler	Horizon	L	27	6	.818	2	1	29	7	.806	13	3	T1st
16	Central Conn. St.	Northeast	Q	22	11	.667	0	1	22	12	.647	16	2	1st
10	Creighton	Missouri Valley	Q	22	10	.688	0	1	22	11	.667	13	5	2d
13	Davidson	Southern (S)	Q	29	4	.879	0	1	29	5	.853	17	1	1st
6	Duke	Atlantic Coast	L	22	10	.688	0	1	22	11	.667	8	8	T6th
16	Eastern Ky.	Ohio Valley	Q	21	11	.656	0	1	21	12	.636	13	7	T2d
1	Florida	Southeastern (E)	Q	29	5	.853	6	0	35	5	.875	13	3	1st
-	Florida A&M	Mid-Eastern	Q	21	13	.618	0	1	21	14	.600	12	6	2d
11	George Washington	Atlantic 10	Q	23	8	.742	0	1	23	9	.719	11	5	3d
2	Georgetown	Big East	Q	26	6	.813	4	1	30	7	.811	13	3	1st
10	Georgia Tech	Atlantic Coast	L	20	11	.645	0	1	20	12	.625	8	8	T6th
10	Gonzaga	West Coast	Q	23	10	.697	0	1	23	11	.676	11	3	1st
13	Holy Cross	Patriot	Q	25	8	.758	0	1	25	9	.735	13	1	T1st
12	Illinois	Big Ten	L	23	11	.676	0	1	23	12	.657	9	7	T4th
7	Indiana	Big Ten	L	20	10	.667	1	1	21	11	.656	10	6	3d
16	Jackson St.	Southwestern	Q	21	13	.618	0	1	21	14	.600	12	6	2d
1	Kansas	Big 12	Q	30	4	.882	3	1	33	5	.868	14	2	1st
8	Kentucky	Southeastern (E)	L	21	11	.656	1	1	22	12	.647	9	7	4th
12	Long Beach St.	Big West	Q	24	7	.774	0	1	24	8	.750	12	2	1st
6	Louisville	Big East	L	23	9	.719	1	1	24	10	.706	12	4	T2d
8	Marquette	Big East	L	24	9	.727	0	1	24	10	.706	10	6	T5th
4	Maryland	Atlantic Coast	L	24	8	.750	1	1	25	9	.735	10	6	T3d
2	Memphis	Conference USA	Q	30	3	.909	3	1	33	4	.892	16	0	1st
14	Miami (OH)	Mid-American (E)	Q	18	14	.563	0	1	18	15	.545	10	6	3d
9	Michigan St.	Big Ten	L	22	11	.667	1	1	23	12	.657	8	8	T7th
7	Nevada	Western Athletic	L	28	4	.875	1	1	29	5	.853	14	2	1st
7	UNLV	Mountain West	Q	28	6	.824	2	1	30	7	.811	12	4	2d
13	New Mexico St.	Western Athletic	Q	25	8	.758	0	1	25	9	.735	11	5	2d
16	Niagara	Metro Atlantic	Q	22	11	.667	1	1	23	12	.657	13	5	2d
1	North Carolina	Atlantic Coast	Q	28	6	.824	3	1	31	7	.816	11	5	T1st
15	North Texas	Sun Belt (W)	Q	23	10	.697	0	1	23	11	.676	10	8	3d
6	Notre Dame	Big East	L	24	7	.774	0	1	24	8	.750	11	5	4th
1	Ohio St.	Big Ten	Q	30	3	.909	5	1	35	4	.897	15	1	1st
12	Old Dominion	Colonial	L	24	8	.750	0	1	24	9	.727	15	3	2d
14	Oral Roberts	Mid-Continent	Q	23	10	.697	0	1	23	11	.676	12	2	1st
3	Oregon	Pacific-10	Q	26	7	.788	3	1	29	8	.784	11	7	T3d
14	Penn.	Ivy	Q	22	8	.733	0	1	22	9	.710	13	1	1st
3	Pittsburgh	Big East	L	27	7	.794	2	1	29	8	.784	12	4	T2d
9	Purdue	Big Ten	L	21	11	.656	1	1	22	12	.647	9	7	T4th
5	Southern California	Pacific-10	L	23	11	.676	2	1	25	12	.676	11	7	T3d
4	Southern Ill.	Missouri Valley	L	27	6	.818	2	1	29	7	.806	15	3	1st
11	Stanford	Pacific-10	L	18	12	.600	0	1	18	13	.581	10	8	6th
5	Tennessee	Southeastern (E)	L	22	10	.688	2	1	24	11	.686	10	6	T2d
4	Texas	Big 12	L	24	9	.727	1	1	25	10	.714	12	4	3d
3	Texas A&M	Big 12	L	25	6	.806	2	1	27	7	.794	13	3	2d
15	A&M-Corpus Christi	Southland (W)	Q	26	6	.813	0	1	26	7	.788	14	2	1st
10	Texas Tech	Big 12	L	21	12	.636	0	1	21	13	.618	9	7	5th
2	UCLA	Pacific-10	L	26	5	.839	4	1	30	6	.833	15	3	1st
6	Vanderbilt	Southeastern (E)	L	20	11	.645	2	1	22	12	.647	10	6	T2d
9	Villanova	Big East	L	22	10	.688	0	1	22	11	.667	9	7	T7th
4	Virginia	Atlantic Coast	L	20	10	.667	1	1	21	11	.656	11	5	T1st
11	VCU	Colonial	Q	27	6	.818	1	1	28	7	.800	16	2	1st
5	Virginia Tech	Atlantic Coast	L	21	11	.656	1	1	22	12	.647	10	6	T3d
3	Washington St.	Pacific-10	L	25	7	.781	1	1	26	8	.765	13	5	2d
15	Weber St.	Big Sky	Q	20	11	.645	0	1	20	12	.625	11	5	T1st
11	Winthrop	Big South	L	28	4	.875	1	1	29	5	.853	14	0	1st
2	Wisconsin	Big Ten	L	29	5	.853	1	1	30	6	.833	13	3	2d
14	Wright St.	Horizon	Q	23	9	.719	0	1	23	10	.697	13	3	T1st
9	Xavier	Atlantic 10	L	24	8	.750	1	1	25	9	.735	13	3	T1st

Seed	School	Conference	How	Pre-Tourney			Tourney		Final			Conf.		
				W	L	Pct.	W	L	W	L	Pct.	W	L	Fin.
15	American	Patriot	Q	21	11	.656	0	1	21	12	.636	10	4	1st
10	Arizona	Pacific-10	L	19	14	.576	0	1	19	15	.559	8	10	7th

Seed	School	Conference	How	Pre-Tourney			Tourney		Final			Conf.		
				W	L	Pct.	W	L	W	L	Pct.	W	L	Fin.
9	Arkansas.....	Southeastern (W).....	L	22	11	.667	1	1	23	12	.657	9	7	2d
15	Austin Peay.....	Ohio Valley.....	Q	24	10	.706	0	1	24	11	.686	16	4	1st
11	Baylor.....	Big 12.....	L	21	10	.677	0	1	21	11	.656	9	7	T4th
15	Belmont.....	Atlantic Sun.....	Q	25	8	.758	0	1	25	9	.735	14	2	1st
14	Boise St.....	Western Athletic.....	Q	25	8	.758	0	1	25	9	.735	12	4	T1st
8	BYU.....	Mountain West.....	L	27	7	.794	0	1	27	8	.771	14	2	1st
7	Butler.....	Horizon.....	Q	29	3	.906	1	1	30	4	.882	16	2	1st
14	Cal St. Fullerton.....	Big West.....	Q	24	8	.750	0	1	24	9	.727	12	4	T1st
5	Clemson.....	Atlantic Coast.....	L	24	9	.727	0	1	24	10	.706	10	6	3d
4	UConn.....	Big East.....	L	24	8	.750	0	1	24	9	.727	13	5	4th
-	Coppin St.....	Mid-Eastern.....	Q	16	20	.444	0	1	16	21	.432	7	9	T7th
14	Cornell.....	Ivy.....	Q	22	5	.815	0	1	22	6	.786	14	0	1st
10	Davidson.....	Southern (S).....	Q	26	6	.813	3	1	29	7	.806	20	0	1st
5	Drake.....	Missouri Valley.....	Q	28	4	.875	0	1	28	5	.848	15	3	1st
2	Duke.....	Atlantic Coast.....	L	27	5	.844	1	1	28	6	.824	13	3	2d
12	George Mason.....	Colonial.....	Q	23	10	.697	0	1	23	11	.676	12	6	T2d
2	Georgetown.....	Big East.....	L	27	5	.844	1	1	28	6	.824	15	3	1st
14	Georgia.....	Southeastern (E).....	Q	17	16	.515	0	1	17	17	.500	4	12	6th
7	Gonzaga.....	West Coast.....	L	25	7	.781	0	1	25	8	.758	13	1	1st
8	Indiana.....	Big Ten.....	L	25	7	.781	0	1	25	8	.758	14	4	3d
1	Kansas.....	Big 12.....	Q	31	3	.912	6	0	37	3	.925	13	3	T1st
11	Kansas St.....	Big 12.....	L	20	11	.645	1	1	21	12	.636	10	6	3d
9	Kent St.....	Mid-American (E).....	Q	28	6	.824	0	1	28	7	.800	13	3	1st
11	Kentucky.....	Southeastern (E).....	L	18	12	.600	0	1	18	13	.581	12	4	2d
3	Louisville.....	Big East.....	L	24	8	.750	3	1	27	9	.750	14	4	T2d
6	Marquette.....	Big East.....	L	24	9	.727	1	1	25	10	.714	11	7	T5th
15	UMBC.....	America East.....	Q	24	8	.750	0	1	24	9	.727	13	3	1st
1	Memphis.....	Conference USA.....	Q	33	1	.971	5	1	38	2	.950	16	0	1st
7	Miami (FL).....	Atlantic Coast.....	L	22	10	.688	1	1	23	11	.676	8	8	T5th
5	Michigan St.....	Big Ten.....	L	25	8	.758	2	1	27	9	.750	12	6	4th
8	Mississippi St.....	Southeastern (W).....	L	22	10	.688	1	1	23	11	.676	12	4	1st
16	Mississippi Val.....	Southwestern.....	Q	17	15	.531	0	1	17	16	.515	12	6	2d
16	Mt. St. Mary's.....	Northeast.....	Q	18	14	.563	1	1	19	15	.559	11	7	T4th
8	UNLV.....	Mountain West.....	Q	26	7	.788	1	1	27	8	.771	12	4	2d
1	North Carolina.....	Atlantic Coast.....	Q	32	2	.941	4	1	36	3	.923	14	2	1st
5	Notre Dame.....	Big East.....	L	24	7	.774	1	1	25	8	.758	14	4	T2d
6	Oklahoma.....	Big 12.....	L	22	11	.667	1	1	23	12	.657	9	7	T4th
13	Oral Roberts.....	Summit.....	Q	24	8	.750	0	1	24	9	.727	16	2	1st
9	Oregon.....	Pacific-10.....	L	18	13	.581	0	1	18	14	.563	9	9	T5th
4	Pittsburgh.....	Big East.....	Q	26	9	.743	1	1	27	10	.730	10	8	7th
16	Portland St.....	Big Sky.....	Q	23	9	.719	0	1	23	10	.697	14	2	1st
6	Purdue.....	Big Ten.....	L	24	8	.750	1	1	25	9	.735	15	3	2d
11	Saint Joseph's.....	Atlantic 10.....	L	21	12	.636	0	1	21	13	.618	9	7	T4th
10	St. Mary's (CA).....	West Coast.....	L	25	6	.806	0	1	25	7	.781	12	2	2d
13	San Diego.....	West Coast.....	Q	21	13	.618	1	1	22	14	.611	11	3	3d
13	Siena.....	Metro Atlantic.....	Q	22	10	.688	1	1	23	11	.676	13	5	T1st
10	South Ala.....	Sun Belt (E).....	L	26	6	.813	0	1	26	7	.788	16	2	T1st
6	Southern California.....	Pacific-10.....	L	21	11	.656	0	1	21	12	.636	11	7	T3d
3	Stanford.....	Pacific-10.....	L	26	7	.788	2	1	28	8	.778	13	5	2d
12	Temple.....	Atlantic 10.....	Q	21	12	.636	0	1	21	13	.618	11	5	2d
2	Tennessee.....	Southeastern (E).....	L	29	4	.879	2	1	31	5	.861	14	2	1st
2	Texas.....	Big 12.....	L	28	6	.824	3	1	31	7	.816	13	3	T1st
16	Texas-Arlington.....	Southland (W).....	Q	21	11	.656	0	1	21	12	.636	7	9	T3d
9	Texas A&M.....	Big 12.....	L	24	10	.706	1	1	25	11	.694	8	8	6th
1	UCLA.....	Pacific-10.....	Q	31	3	.912	4	1	35	4	.897	16	2	1st
4	Vanderbilt.....	Southeastern (E).....	L	26	7	.788	0	1	26	8	.765	10	6	3d
12	Villanova.....	Big East.....	L	20	12	.625	2	1	22	13	.629	9	9	T8th
4	Washington St.....	Pacific-10.....	L	24	8	.750	2	1	26	9	.743	11	7	T3d
7	West Virginia.....	Big East.....	L	24	10	.706	2	1	26	11	.703	11	7	T5th
12	Western Ky.....	Sun Belt (E).....	Q	27	6	.818	2	1	29	7	.806	16	2	T1st
13	Winthrop.....	Big South.....	Q	22	11	.667	0	1	22	12	.647	10	4	T1st
3	Wisconsin.....	Big Ten.....	Q	29	4	.879	2	1	31	5	.861	16	2	1st
3	Xavier.....	Atlantic 10.....	L	27	6	.818	3	1	30	7	.811	14	2	1st

ALL-TIME TOURNAMENT FIELD

2009 Tournament			How	Pre-Tourney			Tourney		Final			Conference		
Seed	School	Conference		W	L	Pct.	W	L	W	L	Pct.	W	L	Fin.
13	Akron.....	Mid-American (E).....	Q	23	12	.657	0	1	23	13	.639	10	6	T3d
-	Alabama St.....	Southwestern.....	Q	22	9	.710	0	1	22	10	.688	16	2	1st
14	American.....	Patriot.....	Q	24	7	.774	0	1	24	8	.750	13	1	1st
12	Arizona.....	Pacific-10.....	L	19	13	.594	2	1	21	14	.600	9	9	T5th
6	Arizona St.....	Pacific-10.....	L	24	9	.727	1	1	25	10	.714	11	7	T3d
15	Binghamton.....	America East.....	Q	23	8	.742	0	1	23	9	.719	13	3	T1st
7	Boston College.....	Atlantic Coast.....	L	22	11	.667	0	1	22	12	.647	9	7	T5th
8	BYU.....	Mountain West.....	L	25	7	.781	0	1	25	8	.758	12	4	T1st
9	Butler.....	Horizon.....	L	26	5	.839	0	1	26	6	.813	15	3	1st
7	California.....	Pacific-10.....	L	22	10	.688	0	1	22	11	.667	11	7	T3d
15	Cal St. Northridge.....	Big West.....	Q	17	13	.567	0	1	17	14	.548	11	5	1st
16	Chattanooga.....	Southern.....	L	18	16	.529	0	1	18	17	.514	11	9	T1st
7	Clemson.....	Atlantic Coast.....	L	23	8	.742	0	1	23	9	.719	9	7	T5th
13	Cleveland St.....	Horizon.....	Q	25	10	.714	1	1	26	11	.703	12	6	T3d
1	UConn.....	Big East.....	L	27	4	.871	4	1	31	5	.861	15	3	T2d
14	Cornell.....	Ivy.....	Q	21	9	.700	0	1	21	10	.677	11	3	1st
11	Dayton.....	Atlantic 10.....	L	26	7	.788	1	1	27	8	.771	11	5	T2d
2	Duke.....	Atlantic Coast.....	Q	28	6	.824	2	1	30	7	.811	11	5	T2d
16	East Tenn. St.....	Atlantic Sun.....	Q	23	10	.697	0	1	23	11	.676	14	6	T2d
5	Florida St.....	Atlantic Coast.....	L	25	9	.735	0	1	25	10	.714	10	6	4th
4	Gonzaga.....	West Coast.....	Q	26	5	.839	2	1	28	6	.824	14	0	1st
5	Illinois.....	Big Ten.....	L	24	9	.727	0	1	24	10	.706	11	7	T2d
3	Kansas.....	Big 12.....	L	25	7	.781	2	1	27	8	.771	14	2	1st

Seed	School	Conference	How	Pre-Tourney			Tourney		Final			Conf.		
				W	L	Pct.	W	L	W	L	Pct.	W	L	Fin.
8	LSU	Southeastern (W)	L	26	7	.788	1	1	27	8	.771	13	3	1st
1	Louisville	Big East	Q	28	5	.848	3	1	31	6	.838	16	2	1st
6	Marquette	Big East	L	24	9	.727	1	1	25	10	.714	12	6	5th
10	Maryland	Atlantic Coast	L	20	13	.606	1	1	21	14	.600	7	9	T7th
2	Memphis	Conference USA	Q	31	3	.912	2	1	33	4	.892	16	0	1st
10	Michigan	Big Ten	L	20	13	.606	1	1	21	14	.600	9	9	T7th
2	Michigan St.	Big Ten	L	26	6	.813	5	1	31	7	.816	15	3	1st
10	Minnesota	Big Ten	L	22	10	.688	0	1	22	11	.667	9	9	T7th
13	Mississippi St.	Southeastern (W)	Q	23	12	.657	0	1	23	13	.639	9	7	3d
3	Missouri	Big 12	Q	28	6	.824	3	1	31	7	.816	12	4	3d
16	Morehead St.	Ohio Valley	Q	19	15	.559	1	1	20	16	.556	12	6	4th
15	Morgan St.	Mid-Eastern	Q	23	11	.676	0	1	23	12	.657	13	3	1st
1	North Carolina	Atlantic Coast	L	28	4	.875	6	0	34	4	.895	13	3	1st
14	North Dakota St.	Summit	Q	26	6	.813	0	1	26	7	.788	16	2	1st
12	UNL	Missouri Valley	Q	23	10	.697	0	1	23	11	.676	14	4	T1st
8	Ohio St.	Big Ten	L	22	10	.688	0	1	22	11	.667	10	8	T4th
2	Oklahoma	Big 12	L	27	5	.844	3	1	30	6	.833	13	3	2d
8	Oklahoma St.	Big 12	L	22	11	.667	1	1	23	12	.657	9	7	T4th
1	Pittsburgh	Big East	L	28	4	.875	3	1	31	5	.861	15	3	T2d
13	Portland St.	Big Sky	Q	23	9	.719	0	1	23	10	.697	11	5	T2d
5	Purdue	Big Ten	Q	25	9	.735	2	1	27	10	.730	11	7	T2d
16	Radford	Big South	Q	21	11	.656	0	1	21	12	.636	15	3	1st
15	Robert Morris	Northeast	Q	24	10	.706	0	1	24	11	.686	15	3	1st
9	Siena	Metro Atlantic	Q	26	7	.788	1	1	27	8	.771	16	2	1st
10	Southern California	Pacific-10	Q	21	12	.636	1	1	22	13	.629	9	9	T5th
14	Stephen F. Austin	Southland	Q	24	7	.774	0	1	24	8	.750	13	3	1st
3	Syracuse	Big East	L	26	9	.743	2	1	28	10	.737	11	7	6th
11	Temple	Atlantic 10	Q	22	11	.667	0	1	22	12	.647	11	5	T2d
9	Tennessee	Southeastern (E)	Q	21	12	.636	0	1	21	13	.618	10	6	T1st
7	Texas	Big 12	L	22	11	.667	1	1	23	12	.657	9	7	T4th
9	Texas A&M	Big 12	L	23	9	.719	1	1	24	10	.706	9	7	T4th
6	UCLA	Pacific-10	L	25	8	.758	1	1	26	9	.743	13	5	2d
5	Utah	Mountain West	Q	24	9	.727	0	1	24	10	.706	12	4	T1st
11	Utah St.	Western Athletic	Q	30	4	.882	0	1	30	5	.857	14	2	1st
3	Villanova	Big East	L	26	7	.788	4	1	30	8	.789	13	5	4th
11	VCU	Colonial	Q	24	9	.727	0	1	24	10	.706	14	4	1st
4	Wake Forest	Atlantic Coast	L	24	6	.800	0	1	24	7	.774	11	5	T2d
4	Washington	Pacific-10	L	25	8	.758	1	1	26	9	.743	14	4	1st
6	West Virginia	Big East	L	23	11	.676	0	1	23	12	.657	10	8	T7th
12	Western Ky.	Sun Belt (E)	Q	24	8	.750	1	1	25	9	.735	15	3	1st
12	Wisconsin	Big Ten	L	19	12	.613	1	1	20	13	.606	10	8	T4th
4	Xavier	Atlantic 10	L	25	7	.781	2	1	27	8	.771	12	4	1st
2010 Tournament														
Seed	School	Conference	How	Pre-Tourney			Tourney		Final			Conf.		
16	Ark.-Pine Bluff	Southwestern	Q	16	15	.516	1	1	17	16	.515	14	4	2d
3	Baylor	Big 12	L	25	7	.781	3	1	28	8	.778	11	5	T2d
7	BYU	Mountain West	L	29	5	.853	1	1	30	6	.833	13	3	2d
5	Butler	Horizon	Q	28	4	.875	5	1	33	5	.868	18	0	1st
8	California	Pacific-10	L	23	10	.697	1	1	24	11	.686	13	5	1st
15	UC Santa Barbara	Big West	Q	20	9	.690	0	1	20	10	.667	12	4	T1st
7	Clemson	Atlantic Coast	L	21	10	.677	0	1	21	11	.656	9	7	T5th
12	Cornell	Ivy	Q	27	4	.871	2	1	29	5	.853	13	1	1st
1	Duke	Atlantic Coast	Q	29	5	.853	6	0	35	5	.875	13	3	T1st
16	East Tenn. St.	Atlantic Sun	Q	20	14	.588	0	1	20	15	.571	13	7	5th
10	Florida	Southeastern (E)	L	21	12	.636	0	1	21	13	.618	9	7	4th
9	Florida St.	Atlantic Coast	L	22	9	.710	0	1	22	10	.688	10	6	T3d
3	Georgetown	Big East	L	23	10	.697	0	1	23	11	.676	10	8	T7th
10	Georgia Tech	Atlantic Coast	L	22	12	.647	1	1	23	13	.639	7	9	7th
8	Gonzaga	West Coast	L	26	6	.813	1	1	27	7	.794	12	2	1st
13	Houston	Conference USA	Q	19	15	.559	0	1	19	16	.543	7	9	T7th
1	Kansas	Big 12	Q	32	2	.941	1	1	33	3	.917	15	1	1st
2	Kansas St.	Big 12	L	26	7	.788	3	1	29	8	.784	11	5	T2d
1	Kentucky	Southeastern (E)	Q	32	2	.941	3	1	35	3	.921	14	2	1st
16	Lehigh	Patriot	Q	22	10	.688	0	1	22	11	.667	10	4	1st
9	Louisville	Big East	L	20	12	.625	0	1	20	13	.606	11	7	T5th
6	Marquette	Big East	L	22	11	.667	0	1	22	12	.647	11	7	T5th
4	Maryland	Atlantic Coast	L	23	8	.742	1	1	24	9	.727	13	3	T1st
5	Michigan St.	Big Ten	L	24	8	.750	4	1	28	9	.757	14	4	T1st
11	Minnesota	Big Ten	L	21	13	.618	0	1	21	14	.600	9	9	6th
10	Missouri	Big 12	L	22	10	.688	1	1	23	11	.676	10	6	5th
14	Montana	Big Sky	Q	22	9	.710	0	1	22	10	.688	10	6	T3d
15	Morgan St.	Mid-Eastern	Q	27	9	.750	0	1	27	10	.730	15	1	1st
13	Murray St.	Ohio Valley	Q	30	4	.882	1	1	31	5	.861	17	1	1st
8	UNLV	Mountain West	L	25	8	.758	0	1	25	9	.735	11	5	T3d
3	New Mexico	Mountain West	L	29	4	.879	1	1	30	5	.857	14	2	1st
12	New Mexico St.	Western Athletic	Q	22	11	.667	0	1	22	12	.647	11	5	T2d
15	North Texas	Sun Belt (W)	Q	24	8	.750	0	1	24	9	.727	13	5	1st
9	UNL	Missouri Valley	Q	28	4	.875	2	1	30	5	.857	15	3	1st
6	Notre Dame	Big East	L	23	11	.676	0	1	23	12	.657	10	8	T7th
14	Oakland	Summit	Q	26	8	.765	0	1	26	9	.743	17	1	1st
14	Ohio	Mid-American (E)	Q	21	14	.600	1	1	22	15	.595	7	9	5th
2	Ohio St.	Big Ten	L	27	7	.794	2	1	29	8	.784	14	4	T1st
7	Oklahoma St.	Big 12	L	22	10	.688	0	1	22	11	.667	9	7	T6th
11	Old Dominion	Colonial	Q	26	8	.765	1	1	27	9	.750	15	3	1st
3	Pittsburgh	Big East	L	24	8	.750	1	1	25	9	.735	13	5	T2d
4	Purdue	Big Ten	L	27	5	.844	2	1	29	6	.829	14	4	T1st
7	Richmond	Atlantic 10	L	26	8	.765	0	1	26	9	.743	13	3	3d
15	Robert Morris	Northeast	Q	23	11	.676	0	1	23	12	.657	15	3	T1st

Seed	School	Conference	How	Pre-Tourney			Tourney		Final			Conf.		
				W	L	Pct.	W	L	W	L	Pct.	W	L	Fin.
10	St. Mary's (CA)	West Coast	Q	26	5	.839	2	1	28	6	.824	11	3	2d
14	Sam Houston St.	Southland (W)	Q	25	7	.781	0	1	25	8	.758	14	2	1st
11	San Diego St.	Mountain West	Q	25	8	.758	0	1	25	9	.735	11	5	T3d
13	Siena	Metro Atlantic	Q	27	6	.818	0	1	27	7	.794	17	1	1st
1	Syracuse	Big East	L	28	4	.875	2	1	30	5	.857	15	3	1st
5	Temple	Atlantic 10	Q	29	5	.853	0	1	29	6	.829	14	2	T1st
6	Tennessee	Southeastern (E)	L	25	8	.758	3	1	28	9	.757	11	5	3d
8	Texas	Big 12	L	24	9	.727	0	1	24	10	.706	9	7	T6th
12	UTEP	Conference USA	L	26	6	.813	0	1	26	7	.788	15	1	1st
5	Texas A&M	Big 12	L	23	9	.719	1	1	24	10	.706	11	5	T2d
12	Utah St.	Western Athletic	L	27	7	.794	0	1	27	8	.771	14	2	1st
4	Vanderbilt	Southeastern (E)	L	24	8	.750	0	1	24	9	.727	12	4	2d
16	Vermont	America East	Q	25	9	.735	0	1	25	10	.714	12	4	2d
2	Villanova	Big East	L	24	7	.774	1	1	25	8	.758	13	5	T2d
9	Wake Forest	Atlantic Coast	L	19	10	.655	1	1	20	11	.645	9	7	T5th
11	Washington	Pacific-10	Q	24	9	.727	2	1	26	10	.722	11	7	3d
2	West Virginia	Big East	Q	27	6	.818	4	1	31	7	.816	13	5	T2d
-	Winthrop	Big South	Q	19	13	.594	0	1	19	14	.576	12	6	3d
4	Wisconsin	Big Ten	L	23	8	.742	1	1	24	9	.727	13	5	4th
13	Wofford	Southern (S)	Q	26	8	.765	0	1	26	9	.743	15	3	1st
6	Xavier	Atlantic 10	L	24	8	.750	2	1	26	9	.743	14	2	T1st
2011 Tournament														
Seed	School	Conference	How	W	L	Pct.	W	L	W	L	Pct.	W	L	Fin.
15	Akron	Mid-American (E)	Q	23	12	.657	0	1	23	13	.639	9	7	T3d
-	UAB	Conference USA	L	22	8	.733	0	1	22	9	.710	12	4	1st
-	Alabama St.	Southwestern	Q	17	17	.500	0	1	17	18	.486	11	7	4th
5	Arizona	Pacific-10	L	27	7	.794	3	1	30	8	.789	14	4	1st
-	UALR	Sun Belt (W)	L	19	16	.543	0	1	19	17	.528	7	9	5th
13	Belmont	Atlantic Sun	Q	30	4	.882	0	1	30	5	.857	19	1	1st
16	Boston U.	America East	Q	21	13	.618	0	1	21	14	.600	12	4	2nd
3	BYU	Mountain West	L	30	4	.882	2	1	32	5	.865	14	2	T1st
14	Bucknell	Patriot	Q	25	8	.758	0	1	25	9	.735	13	1	1st
8	Butler	Horizon	Q	23	9	.719	5	1	28	10	.737	13	5	T1st
15	UC Santa Barbara	Big West	Q	18	13	.581	0	1	18	14	.563	8	8	T4th
6	Cincinnati	Big East	L	25	8	.758	1	1	26	9	.743	11	7	T6th
12	Clemson	Atlantic Coast	L	21	11	.656	1	1	22	12	.647	9	7	T3d
3	UConn	Big East	Q	26	9	.743	6	0	32	9	.780	9	9	T9th
1	Duke	Atlantic Coast	Q	30	4	.882	2	1	32	5	.865	13	3	2nd
2	Florida	Southeastern (E)	L	26	7	.788	3	1	29	8	.784	13	3	1st
10	Florida St.	Atlantic Coast	L	21	10	.677	2	1	23	11	.676	11	5	3d
8	George Mason	Colonial	L	26	6	.813	1	1	27	7	.794	16	2	1st
6	Georgetown	Big East	L	21	10	.677	0	1	21	11	.656	10	8	8th
10	Georgia	Southeastern (E)	L	21	11	.656	0	1	21	12	.636	9	7	T3d
11	Gonzaga	West Coast	Q	24	9	.727	1	1	25	10	.714	11	3	T1st
16	Hampton	Mid-Eastern	Q	24	8	.750	0	1	24	9	.727	11	5	T2nd
9	Illinois	Big Ten	L	19	13	.594	1	1	20	14	.588	9	9	T4th
14	Indiana St.	Missouri Valley	Q	20	13	.606	0	1	20	14	.588	12	6	3d
1	Kansas	Big 12	Q	32	2	.941	3	1	35	3	.921	14	2	1st
5	Kansas St.	Big 12	L	22	10	.688	1	1	23	11	.676	10	6	T3d
4	Kentucky	Southeastern (E)	Q	25	8	.758	4	1	29	9	.763	10	6	2nd
15	LIU Brooklyn	Northeast	Q	27	5	.844	0	1	27	6	.818	16	2	1st
4	Louisville	Big East	L	25	9	.735	0	1	25	10	.714	12	6	T3d
11	Marquette	Big East	L	20	14	.588	2	1	22	15	.595	9	9	T9th
12	Memphis	Conference USA	Q	25	9	.735	0	1	25	10	.714	10	6	4th
8	Michigan	Big Ten	L	20	13	.606	1	1	21	14	.600	9	9	T4th
10	Michigan St.	Big Ten	L	19	14	.576	0	1	19	15	.559	9	9	T4th
11	Missouri	Big 12	L	23	10	.697	0	1	23	11	.676	8	8	T5th
13	Morehead St.	Ohio Valley	Q	24	9	.727	1	1	25	10	.714	13	5	T2nd
8	UNLV	Mountain West	L	24	8	.750	0	1	24	9	.727	11	5	3d
2	North Carolina	Atlantic Coast	L	26	7	.788	3	1	29	8	.784	14	2	1st
16	UNC Asheville	Big South	Q	19	13	.594	1	1	20	14	.588	11	7	3d
15	Northern Colo.	Big Sky	Q	21	10	.677	0	1	21	11	.656	13	3	1st
2	Notre Dame	Big East	L	26	6	.813	1	1	27	7	.794	14	4	2nd
13	Oakland	Summit	Q	25	9	.735	0	1	25	10	.714	17	1	1st
1	Ohio St.	Big Ten	Q	31	2	.939	2	1	33	3	.917	16	2	1st
9	Old Dominion	Colonial	Q	27	6	.818	0	1	27	7	.794	14	4	T2nd
10	Penn St.	Big Ten	L	19	13	.594	0	1	19	14	.576	9	9	T4th
1	Pittsburgh	Big East	L	27	5	.844	1	1	28	6	.824	15	3	1st
13	Princeton	Ivy	Q	25	6	.806	0	1	25	7	.781	12	2	T1st
3	Purdue	Big Ten	L	25	7	.781	1	1	26	8	.765	14	4	2nd
12	Richmond	Atlantic 10	Q	27	7	.794	2	1	29	8	.784	13	3	3d
6	St. John's (NY)	Big East	L	21	11	.656	0	1	21	12	.636	12	6	T3d
14	Saint Peter's	Metro Atlantic	Q	20	13	.606	0	1	20	14	.588	11	7	4th
2	San Diego St.	Mountain West	Q	32	2	.941	2	1	34	3	.919	14	2	T1st
-	Southern California	Pacific-10	L	19	14	.576	0	1	19	15	.559	10	8	T4th
3	Syracuse	Big East	L	26	7	.788	1	1	27	8	.771	12	6	T3d
7	Temple	Atlantic 10	L	25	7	.781	1	1	26	8	.765	14	2	4th
9	Tennessee	Southeastern (E)	L	19	14	.576	0	1	19	15	.559	8	8	5th
4	Texas	Big 12	L	27	7	.794	1	1	28	8	.778	13	3	2nd
16	UTSA	Southland (W)	Q	19	13	.594	1	1	20	14	.588	9	7	T3d
7	Texas A&M	Big 12	L	24	8	.750	0	1	24	9	.727	10	6	T3d
7	UCLA	Pacific-10	L	22	10	.688	1	1	23	11	.676	13	5	2nd
12	Utah St.	Western Athletic	Q	30	3	.909	0	1	30	4	.882	15	1	1st
5	Vanderbilt	Southeastern (E)	L	23	10	.697	0	1	23	11	.676	9	7	T3d
9	Villanova	Big East	L	21	11	.656	0	1	21	12	.636	9	9	T9th
11	VCU	Colonial	L	23	11	.676	5	1	28	12	.700	12	6	4th
7	Washington	Pacific-10	Q	23	10	.697	1	1	24	11	.686	11	7	3d
5	West Virginia	Big East	L	20	11	.645	1	1	21	12	.636	11	7	T6th



Seed	School	Conference	How	Pre-Tourney			Tourney		Final			Conf.		
				W	L	Pct.	W	L	W	L	Pct.	W	L	Fin.
4	Wisconsin	Big Ten	L	23	8	.742	2	1	25	9	.735	13	5	3d
14	Wofford	Southern (S)	Q	21	12	.636	0	1	21	13	.618	14	4	T1st
6	Xavier	Atlantic 10	L	24	7	.774	0	1	24	8	.750	15	1	1st

2012 Tournament

Seed	School	Conference	How	Pre-Tourney			Tourney		Final			Conf.		
				W	L	Pct.	W	L	W	L	Pct.	W	L	Fin.
9	Alabama	Southeastern	L	21	11	.656	0	1	21	12	.636	9	7	5th
3	Baylor	Big 12	L	27	7	.794	3	1	30	8	.789	12	6	T3d
14	Belmont	Atlantic Sun	Q	27	7	.794	0	1	27	8	.771	16	2	1st
14	BYU	West Coast	L	25	8	.758	1	1	26	9	.743	12	4	3d
-	California	Pac-12	L	24	9	.727	0	1	24	10	.706	13	4	2d
6	Cincinnati	Big East	L	24	10	.706	2	1	26	11	.703	12	6	T4th
11	Colorado	Pac-12	Q	23	11	.676	1	1	24	12	.667	11	7	T5th
11	Colorado St.	Mountain West	L	20	11	.645	0	1	20	12	.625	8	6	4th
9	UConn	Big East	L	20	13	.606	0	1	20	14	.588	8	10	T9th
8	Creighton	Missouri Valley	L	28	5	.848	1	1	29	6	.829	14	4	2d
13	Davidson	Southern (S)	Q	25	7	.781	0	1	25	8	.758	16	2	1st
15	Detroit	Horizon	Q	22	13	.629	0	1	22	14	.611	11	7	T3d
2	Duke	Atlantic Coast	L	27	6	.818	0	1	27	7	.794	13	3	2nd
7	Florida	Southeastern	L	23	10	.697	3	1	26	11	.703	10	6	T2d
3	Florida St.	Atlantic Coast	Q	24	9	.727	1	1	25	10	.714	12	4	3d
3	Georgetown	Big East	L	23	8	.742	1	1	24	9	.727	12	6	T4th
7	Gonzaga	West Coast	L	25	6	.806	1	1	26	7	.788	13	3	2d
12	Harvard	Ivy	Q	26	4	.867	0	1	26	5	.839	12	2	1st
4	Indiana	Big Ten	L	25	8	.758	2	1	27	9	.750	11	7	5th
-	Iona	Metro Atlantic	L	25	7	.781	0	1	25	8	.758	15	3	1st
8	Iowa St.	Big 12	L	22	10	.688	1	1	23	11	.676	12	6	T3d
2	Kansas	Big 12	L	27	6	.818	5	1	32	7	.821	16	2	1st
8	Kansas St.	Big 12	L	21	10	.677	1	1	22	11	.667	10	8	5th
1	Kentucky	Southeastern	L	32	2	.941	6	0	38	2	.950	16	0	1st
-	Lamar	Southland (W)	Q	23	11	.676	0	1	23	12	.657	11	5	1st
15	Lehigh	Patriot	Q	26	7	.788	1	1	27	8	.771	11	3	2d
12	Long Beach St.	Big West	Q	25	8	.758	0	1	25	9	.735	15	1	1st
16	LIU Brooklyn	Northeast	Q	25	8	.758	0	1	25	9	.735	16	2	1st
4	Louisville	Big East	Q	26	9	.743	4	1	30	10	.750	10	8	7th
15	Loyola Maryland	Metro Atlantic	Q	24	8	.750	0	1	24	9	.727	13	5	2nd
3	Marquette	Big East	L	25	7	.781	2	1	27	8	.771	14	4	2d
8	Memphis	Conference USA	L	26	8	.765	0	1	26	9	.743	13	3	1st
4	Michigan	Big Ten	L	24	9	.727	0	1	24	10	.706	13	5	T1st
1	Michigan St.	Big Ten	Q	27	7	.794	2	1	29	8	.784	13	5	T1st
-	Mississippi Val.	Southwestern	Q	21	12	.636	0	1	21	13	.618	17	1	1st
2	Missouri	Big 12	Q	30	4	.882	0	1	30	5	.857	14	4	2nd
13	Montana	Big Sky	Q	25	6	.806	0	1	25	7	.781	15	1	1st
6	Murray St.	Ohio Valley	Q	30	1	.968	1	1	31	2	.939	15	1	1st
6	UNLV	Mountain West	L	26	8	.765	0	1	26	9	.743	9	5	3d
5	New Mexico	Mountain West	Q	27	6	.818	1	1	28	7	.800	10	4	T1st
13	New Mexico St.	Western Athletic	Q	26	9	.743	0	1	26	10	.722	10	4	2d
15	Norfolk St.	Mid-Eastern	Q	25	9	.735	1	1	26	10	.722	13	3	2d
1	North Carolina	Atlantic Coast	L	29	5	.853	3	1	32	6	.842	14	2	1st
16	UNC Asheville	Big South	Q	24	9	.727	0	1	24	10	.706	16	2	1st
11	North Carolina St.	Atlantic Coast	L	22	12	.647	2	1	24	13	.649	9	7	T4th
7	Notre Dame	Big East	L	22	11	.667	0	1	22	12	.647	13	5	3d
13	Ohio	Mid-American (E)	Q	27	7	.794	2	1	29	8	.784	11	5	3d
2	Ohio St.	Big Ten	L	27	7	.794	4	1	31	8	.795	13	5	T1st
10	Purdue	Big Ten	L	21	12	.636	1	1	22	13	.629	10	8	6th
14	St. Bonaventure	Atlantic 10	Q	20	11	.645	0	1	20	12	.625	10	6	T3d
9	Saint Louis	Atlantic 10	L	25	7	.781	1	1	26	8	.765	12	4	2d
7	St. Mary's (CA)	West Coast	Q	27	5	.844	0	1	27	6	.818	14	2	1st
6	San Diego St.	Mountain West	L	26	7	.788	0	1	26	8	.765	10	4	T1st
14	South Dakota St.	Summit	Q	27	7	.794	0	1	27	8	.771	15	3	2d
12	South Fla.	Big East	L	20	13	.606	2	1	22	14	.611	12	6	T4th
9	Southern Miss.	Conference USA	L	25	8	.758	0	1	25	9	.735	11	5	2nd
1	Syracuse	Big East	L	31	2	.939	3	1	34	3	.919	17	1	1st
5	Temple	Atlantic 10	L	24	7	.774	0	1	24	8	.750	13	3	1st
11	Texas	Big 12	L	20	13	.606	0	1	20	14	.588	9	9	6th
5	Vanderbilt	Southeastern	Q	24	10	.706	1	1	25	11	.694	10	6	T2d
16	Vermont	America East	Q	23	11	.676	1	1	24	12	.667	13	3	2d
10	Virginia	Atlantic Coast	L	22	9	.710	0	1	22	10	.688	9	7	T4th
12	VCU	Colonial	Q	28	6	.824	1	1	29	7	.806	15	3	2nd
10	West Virginia	Big East	L	19	13	.594	0	1	19	14	.576	9	9	8th
16	Western Ky.	Sun Belt (E)	Q	15	18	.455	1	1	16	19	.457	7	9	T3d
5	Wichita St.	Missouri Valley	L	27	5	.844	0	1	27	6	.818	16	2	1st
4	Wisconsin	Big Ten	L	24	9	.727	2	1	26	10	.722	12	6	4th
10	Xavier	Atlantic 10	L	21	12	.636	2	1	23	13	.639	10	6	T3d

2013 Tournament

Seed	School	Conference	How	Pre-Tourney			Tourney		Final			Conf.		
				W	L	Pct.	W	L	W	L	Pct.	W	L	Fin.
12	Akron	Mid-American (E)	Q	26	6	.813	0	1	26	7	.788	14	2	T1st
15	Albany (NY)	America East	Q	24	10	.706	0	1	24	11	.686	9	7	5th
6	Arizona	Pac-12	L	25	7	.781	2	1	27	8	.771	12	6	T2d
11	Belmont	Ohio Valley (E)	Q	26	6	.813	0	1	26	7	.788	14	2	1st
-	Boise St.	Mountain West	L	21	10	.677	0	1	21	11	.656	9	7	T4th
11	Bucknell	Patriot	Q	28	5	.848	0	1	28	6	.824	12	2	1st
6	Butler	Atlantic 10	L	26	8	.765	1	1	27	9	.750	11	5	T3d
12	California	Pac-12	L	20	11	.645	1	1	21	12	.636	12	6	T2d
10	Cincinnati	Big East	L	22	11	.667	0	1	22	12	.647	9	9	T9th
10	Colorado	Pac-12	L	21	11	.656	0	1	21	12	.636	10	8	5th
8	Colorado St.	Mountain West	L	25	8	.758	1	1	26	9	.743	11	5	2d
7	Creighton	Missouri Valley	Q	27	7	.794	1	1	28	8	.778	13	5	1st

Seed	School	Conference	How	Pre-Tourney			Tourney		Final			Conf.		
				W	L	Pct.	W	L	W	L	Pct.	W	L	Fin.
14	Davidson	Southern (S)	Q	26	7	.788	0	1	26	8	.765	17	1	1st
2	Duke	Atlantic Coast	L	27	5	.844	3	1	30	6	.833	14	4	2d
15	FGCU	Atlantic Sun	Q	24	10	.706	2	1	26	11	.703	13	5	2d
3	Florida	Southeastern	L	26	7	.788	3	1	29	8	.784	14	4	1st
2	Georgetown	Big East	L	25	6	.806	0	1	25	7	.781	14	4	T1st
1	Gonzaga	West Coast	Q	31	2	.939	1	1	32	3	.914	16	0	1st
14	Harvard	Ivy	Q	19	9	.679	1	1	20	10	.667	11	3	1st
7	Illinois	Big Ten	L	22	12	.647	1	1	23	13	.639	8	10	T7th
1	Indiana	Big Ten	L	27	6	.818	2	1	29	7	.806	14	4	1st
15	Iona	Metro Atlantic	Q	20	13	.606	0	1	20	14	.588	11	7	T4th
10	Iowa St.	Big 12	L	22	11	.667	1	1	23	12	.657	11	7	T4th
16	James Madison	Colonial	Q	20	14	.588	1	1	21	15	.583	11	7	4th
1	Kansas	Big 12	Q	29	5	.853	2	1	31	6	.838	14	4	T1st
4	Kansas St.	Big 12	L	27	7	.794	0	1	27	8	.771	14	4	T1st
13	La Salle	Atlantic 10	L	21	9	.700	3	1	24	10	.706	11	5	T3d
-	Liberty	Big South (N)	Q	15	20	.429	0	1	15	21	.417	6	10	5th
-	LIU Brooklyn	Northeast	Q	20	13	.606	0	1	20	14	.588	12	6	T2d
1	Louisville	Big East	Q	29	5	.853	6	0	35	5	.875	14	4	T1st
3	Marquette	Big East	L	23	8	.742	3	1	26	9	.743	14	4	T1st
6	Memphis	Conference USA	Q	30	4	.882	1	1	31	5	.861	16	0	1st
2	Miami (FL)	Atlantic Coast	Q	27	6	.818	2	1	29	7	.806	15	3	1st
4	Michigan	Big Ten	L	26	7	.788	5	1	31	8	.795	12	6	T4th
3	Michigan St.	Big Ten	L	25	8	.758	2	1	27	9	.750	13	5	T2d
-	Middle Tenn.	Sun Belt (E)	L	28	5	.848	0	1	28	6	.824	19	1	1st
11	Minnesota	Big Ten	L	20	12	.625	1	1	21	13	.618	8	10	T7th
9	Missouri	Southeastern	L	23	10	.697	0	1	23	11	.676	11	7	T5th
13	Montana	Big Sky	Q	25	6	.806	0	1	25	7	.781	19	1	1st
16	N.C. A&T	Mid-Eastern	Q	19	16	.543	1	1	20	17	.541	8	8	T6th
3	New Mexico	Mountain West	Q	29	5	.853	0	1	29	6	.829	13	3	1st
13	New Mexico St.	Western Athletic	Q	24	10	.706	0	1	24	11	.686	14	4	3d
8	North Carolina	Atlantic Coast	L	24	10	.706	1	1	25	11	.694	12	6	3d
8	North Carolina St.	Atlantic Coast	L	24	10	.706	0	1	24	11	.686	11	7	T4th
14	Northwestern St.	Southland	Q	23	8	.742	0	1	23	9	.719	15	3	2d
7	Notre Dame	Big East	L	25	9	.735	0	1	25	10	.714	11	7	T5th
2	Ohio St.	Big Ten	Q	26	7	.788	3	1	29	8	.784	13	5	T2d
10	Oklahoma	Big 12	L	20	11	.645	0	1	20	12	.625	11	7	T4th
5	Oklahoma St.	Big 12	L	24	8	.750	0	1	24	9	.727	13	5	3d
12	Ole Miss	Southeastern	Q	26	8	.765	1	1	27	9	.750	12	6	T2d
12	Oregon	Pac-12	Q	26	8	.765	2	1	28	9	.757	12	6	T2d
15	Pacific	Big West	Q	22	12	.647	0	1	22	13	.629	13	5	2d
8	Pittsburgh	Big East	L	24	8	.750	0	1	24	9	.727	12	6	4th
4	Saint Louis	Atlantic 10	L	27	6	.818	1	1	28	7	.800	13	3	1st
7	San Diego St.	Mountain West	L	22	10	.688	1	1	23	11	.676	9	7	T4th
13	South Dakota St.	Summit	Q	25	9	.735	0	1	25	10	.714	13	3	T1st
16	Southern U.	Southwestern	Q	23	9	.719	0	1	23	10	.697	15	3	T2d
11	St. Mary's (CA)	West Coast	L	27	6	.818	1	1	28	7	.800	14	2	2d
4	Syracuse	Big East	L	26	9	.743	4	1	30	10	.750	11	7	T5th
9	Temple	Atlantic 10	L	23	9	.719	1	1	24	10	.706	11	5	T3d
6	UCLA	Pac-12	L	25	9	.735	0	1	25	10	.714	13	5	1st
5	UNLV	Mountain West	L	25	9	.735	0	1	25	10	.714	10	6	3d
14	Valparaiso	Horizon	Q	26	7	.788	0	1	26	8	.765	13	3	1st
5	VCU	Atlantic 10	L	26	8	.765	1	1	27	9	.750	12	4	2d
9	Villanova	Big East	L	20	13	.606	0	1	20	14	.588	10	8	T7th
16	Western Ky.	Sun Belt (E)	Q	20	15	.571	0	1	20	16	.556	10	10	4th
9	Wichita St.	Missouri Valley	L	26	8	.765	4	1	30	9	.769	12	6	2d
5	Wisconsin	Big Ten	L	23	11	.676	0	1	23	12	.657	12	6	T4th

2014 Tournament

Seed	School	Conference	How	Pre-Tourney			Tourney		Final			Conf.		
				W	L	Pct.	W	L	W	L	Pct.	W	L	Fin.
16	Albany (NY)	America East	Q	18	14	.563	1	1	19	15	.559	9	7	4th
15	American	Patriot	Q	19	12	.613	0	1	19	13	.594	13	5	2nd
1	Arizona	Pac-12	L	30	4	.882	3	1	33	5	.868	15	3	1st
10	Arizona St.	Pac-12	L	21	11	.656	0	1	21	12	.636	10	8	T3rd
6	Baylor	Big 12	L	24	11	.686	2	1	26	12	.684	9	9	T6th
10	BYU	West Coast	L	23	11	.676	0	1	23	12	.657	13	5	T2nd
16	Cal Poly	Big West	Q	13	19	.406	1	1	14	20	.412	6	10	T6th
5	Cincinnati	American	L	27	6	.818	0	1	27	7	.794	15	3	T1st
16	Coastal Caro.	Big South (S)	Q	21	12	.636	0	1	21	13	.618	11	5	1st
8	Colorado	Pac-12	L	23	11	.676	0	1	23	12	.657	10	8	T3rd
3	Creighton	Big East	L	26	7	.788	1	1	27	8	.771	14	4	2nd
11	Dayton	Atlantic 10	L	23	10	.697	3	1	26	11	.703	10	6	T5th
13	Delaware	Colonial	Q	25	9	.735	0	1	25	10	.714	14	2	1st
3	Duke	Atlantic Coast	L	26	8	.765	0	1	26	9	.743	13	5	T3rd
15	Eastern Ky.	Ohio Valley (E)	Q	24	9	.727	0	1	24	10	.706	11	5	2nd
1	Florida	Southeastern	Q	32	2	.941	4	1	36	3	.923	18	0	1st
9	George Washington	Atlantic 10	L	24	8	.750	0	1	24	9	.727	11	5	T3rd
8	Gonzaga	West Coast	Q	28	6	.824	1	1	29	7	.806	15	3	1st
12	Harvard	Ivy	Q	26	4	.867	1	1	27	5	.844	13	1	1st
-	Iowa	Big Ten	L	20	12	.625	0	1	20	13	.606	9	9	6th
3	Iowa St.	Big 12	L	26	7	.788	2	1	28	8	.778	11	7	T3rd
2	Kansas	Big 12	L	24	9	.727	1	1	25	10	.714	14	4	1st
9	Kansas St.	Big 12	L	20	12	.625	0	1	20	13	.606	10	8	5th
8	Kentucky	Southeastern	L	24	10	.706	5	1	29	11	.725	12	6	T2nd
14	La-Lafayette	Sun Belt	Q	23	11	.676	0	1	23	12	.657	11	7	3rd
4	Louisville	American	Q	29	5	.853	2	1	31	6	.838	15	3	T1st
13	Manhattan	Metro Atlantic	Q	25	7	.781	0	1	25	8	.758	15	5	2nd
6	Massachusetts	Atlantic 10	L	24	8	.750	0	1	24	9	.727	10	6	T5th
8	Memphis	American	L	23	9	.719	1	1	24	10	.706	12	6	T3rd
14	Mercer	Atlantic Sun	Q	26	8	.765	1	1	27	9	.750	14	4	T1st

ALL-TIME TOURNAMENT FIELD

2014 Tournament Seed	School	Conference	How	Pre-Tourney			Tourney		Final			Conf.		
				W	L	Pct.	W	L	W	L	Pct.	W	L	Fin.
2	Michigan	Big Ten	L	25	8	.758	3	1	28	9	.757	15	3	1st
4	Michigan St.	Big Ten	Q	26	8	.765	3	1	29	9	.763	12	6	T2nd
15	Milwaukee	Horizon	Q	21	13	.618	0	1	21	14	.600	7	9	T5th
-	Mt. St. Mary's	Northeast	Q	16	16	.500	0	1	16	17	.485	9	7	T4th
14	N.C. Central	Mid-Eastern	Q	28	5	.848	0	1	28	6	.824	15	1	1st
11	Nebraska	Big Ten	L	19	12	.613	0	1	19	13	.594	11	7	4th
7	New Mexico	Mountain West	Q	27	6	.818	0	1	27	7	.794	15	3	2nd
13	New Mexico St.	Western Athletic	Q	26	9	.743	0	1	26	10	.722	12	4	2nd
6	North Carolina	Atlantic Coast	L	23	9	.719	1	1	24	10	.706	13	5	T3rd
12	North Carolina St.	Atlantic Coast	L	21	13	.618	1	1	22	14	.611	9	9	T6th
12	North Dakota St.	Summit	Q	25	6	.806	1	1	26	7	.788	12	2	1st
6	Ohio St.	Big Ten	L	25	9	.735	0	1	25	10	.714	10	8	5th
5	Oklahoma	Big 12	L	23	9	.719	0	1	23	10	.697	12	6	2nd
9	Oklahoma St.	Big 12	L	21	12	.636	0	1	21	13	.618	8	10	8th
7	Oregon	Pac-12	L	23	9	.719	1	1	24	10	.706	10	8	T3rd
9	Pittsburgh	Atlantic Coast	L	25	9	.735	1	1	26	10	.722	11	7	5th
11	Providence	Big East	Q	23	11	.676	0	1	23	12	.657	10	8	T3rd
10	Saint Joseph's	Atlantic 10	Q	24	9	.727	0	1	24	10	.706	11	5	T3rd
5	Saint Louis	Atlantic 10	L	26	6	.813	1	1	27	7	.794	13	3	1st
4	San Diego St.	Mountain West	L	29	4	.879	2	1	31	5	.861	16	2	1st
10	Stanford	Pac-12	L	21	12	.636	2	1	23	13	.639	10	8	T3rd
12	Stephen F. Austin	Southland	Q	31	2	.939	1	1	32	3	.914	18	0	1st
3	Syracuse	Atlantic Coast	L	27	5	.844	1	1	28	6	.824	14	3	2nd
11	Tennessee	Southeastern	L	21	12	.636	3	1	24	13	.649	11	7	4th
7	Texas	Big 12	L	23	10	.697	1	1	24	11	.686	11	7	T3rd
-	Texas Southern	Southwestern	Q	19	14	.576	0	1	19	15	.559	12	6	T2nd
13	Tulsa	Conference USA	Q	21	12	.636	0	1	21	13	.618	13	3	T1st
4	UCLA	Pac-12	Q	26	8	.765	2	1	28	9	.757	12	6	2nd
7	UConn	American	L	26	8	.765	6	0	32	8	.800	12	6	T3rd
5	VCU	Atlantic 10	L	26	8	.765	0	1	26	9	.743	12	4	2nd
2	Villanova	Big East	L	28	4	.875	1	1	29	5	.853	16	2	1st
1	Virginia	Atlantic Coast	Q	28	6	.824	2	1	30	7	.811	16	2	1st
16	Weber St.	Big Sky	Q	19	11	.633	0	1	19	12	.613	14	6	1st
14	Western Mich.	Mid-American (W)	Q	23	9	.719	0	1	23	10	.697	14	4	T1st
1	Wichita St.	Missouri Valley	Q	34	0	1.000	1	1	35	1	.972	18	0	1st
2	Wisconsin	Big Ten	L	26	7	.788	4	1	30	8	.789	12	6	T2nd
15	Wofford	Southern	Q	20	12	.625	0	1	20	13	.606	11	5	T3rd
-	Xavier	Big East	L	21	12	.636	0	1	21	13	.618	10	8	T3rd

Key to the Conferences and Their Histories:

(A)—American Division

AAWU—Athletic Association of Western Universities (1960-68) Past name for Pac 12

America East (1980-present) Formerly ECAC North (1980-83), ECAC North Atlantic (1984-89) and North Atlantic (1990-96)

American Athletics (2014-present)

American South (1988-91)

Athletic Association of Western Universities—AAWU (1960-68) Past name for Pac 12

Atlantic Sun (1979-present) Formerly Trans America (1979-2001)

Atlantic Coast (1954-present)

Atlantic 10 (1977-present) Formerly Eastern Collegiate Basketball League (1977) and Eastern 8 (1978-82); also known as Eastern AA

(B)—Blue Division

Big East (1980-present)

Big Eight (1908-96) Formerly Missouri Valley (1908-28), Big Six (1929-47) and Big Seven (1948-58)

Big Five (1960-62) Past name for Pac 12

Big Nine (1947-48) Past name for Big Ten

Big Seven (1938-43, 46-47) Past name for Mountain States

Big Seven (1948-58) Past name for Big Eight

Big Six (1929-47) Past name for Big Eight

Big Six (1963) Past name for Pac 12

Big Sky (1964-present)

Big South (1986-present)

Big Ten (1895-present) Formerly Big Nine (1947-48); Also known as Intercollegiate Conference of Faculty Representatives and Western Intercollegiate

Big 12 (1997-present)

Big West (1970-present) Formerly Pacific Coast (1970-88)

Border (1932-40, 42-62)

Colonial (1983-present) Formerly ECAC South (1983-85)

(E)—East or Eastern Division

East Coast (1959-92, 94) Formerly Middle Atlantic (1959-74)

Eastern AA (1979-82) Past name for Atlantic 10

Eastern Collegiate Basketball League (1977-78) Past name for Atlantic 10

Eastern 8 (1978-82) Past name for Atlantic 10

Eastern Intercollegiate League—Also known as Ivy Group

ECAC Metro (1975-81)

ECAC Metro (1982-88) Past name for Northeast

ECAC North (1980-83) Past name for America East

ECAC North Atlantic (1984-89) Past name for America East

ECAC South (1975-82)

ECAC South (1983-85) Past name for Colonial

ECAC Upstate (1975-78)

Florida Intercollegiate (1960) Non-Division I

Great Midwest (1992-95)

Gulf Star (1985-87)

Horizon (1980-present) Formerly Midwestern (1980-2001)

Indiana Collegiate (1962) Non-Division I

Intercollegiate Conference of Faculty Representatives—Also known as Big Ten

Ivy Group (1902-08, 11-18, 20-present) Also known as Eastern Intercollegiate League

Kentucky Intercollegiate (1940) Non-Division I

Little Three (1955) Non-Division I

(M)—Mountain Division

Metro (1976-95) Short for Metropolitan Collegiate

Metro Atlantic (1982-present)

Metropolitan Collegiate—See Metro
 Metropolitan New York (1943, 46-63)
 Mid-American (1947-present)
 Mid-Continent (1983-2006) Past name for Summit
 Mid-Eastern (1972-present)
 Middle Atlantic (1959-74) Past name for East Coast
 Midwestern (1980-2001) Past name for Horizon
 Missouri Valley (1908-present) Big Eight also claims Missouri Valley history from 1908-28
 Mountain States (1911-43, 46-62) Formerly Rocky Mountain (1911-37); also known as Big Seven (1938-43, 46-47), Skyline Six (1948-51) and Skyline Eight (1952-62)
 (N)—North or Northern Division; or National Division (Conference USA only)
 New Jersey-New York 7 (1977-79)
 North Atlantic (1990-96) Past name for America East
 Northeast (1982-present) Formerly ECAC Metro (1982-88)
 Ohio Valley (1949-present)
 (P)—Pacific Division
 Pac-12 (1916-17, 19-present) Formerly Pacific Coast (1916-1959), Big Five (1960-62), Big Six (1963), Athletic Association of Western Universities (AAWU) (1960-68), Pacific 8 (1969-78) and Pacific-10 (1979-2011)
 Pacific Coast (1916-59) Past name for Pac 12
 Pacific Coast (1970-88) Past name for Big West
 Pacific 8 (1969-78) Past name for Pac 12
 Pacific-10 (1979-2011) Past name for Pac 12
 Patriot (1991-present)
 Presidents' Athletic (1956) Non-Division I
 (R)—Red Division
 Rocky Mountain (1911-37) Past name for Mountain States
 Skyline Eight (1952-62) Past name for Mountain States
 Skyline Six (1948-51) Past name for Mountain States
 (S)—South or Southern Division
 Southeastern (1933-present)
 Southern (1922-present)
 Southland (1964-present)
 Southwest (1915-96)
 Southwestern (1978-present)
 Summit (1983-present) Formerly Mid-Continent (1983-2007)
 Sun Belt (1977-present)
 Trans America (1979-2001) Past name for Atlantic Sun
 (W)—West or Western Division; or White Division (Conference USA only)
 West Coast (1953-present)
 Western Intercollegiate—Also name for Big Ten
 Western Athletic (1963-present)
 Western New York Little Three (1947-51, 53-58)



Team Champions

Team Champions..... 2



Team Champions

Note: Known starters are marked with an asterisk (*).

1939 CHAMPIONSHIP GAME, March 27 at Evanston, IL OREGON 46, OHIO ST. 33



1939 Oregon—Front Row (left to right): Wally Johansen, Slim Wintermute, Bobby Anet, head coach Howard Hobson, Laddie Gale and John Dick. Back Row: Bob Hardy, Red McNeely, Jay Langston, Ford Mullen, Matt Pavalunas, athletic trainer Bob Officer, Ted Sarpola and Earl Sandness.

Oregon	FG	FT-A	PF	TP
Laddie Gale*	3	4-5	1	10
John Dick*	4	5-5	3	13
Slim Wintermute*	2	0-1	1	4
Bobby Anet*	4	2-3	3	10
Wally Johansen*	4	1-2	1	9
Matt Pavalunas	0	0-0	0	0
Ford Mullen	0	0-0	0	0
TOTALS	17	12-16	9	46
Ohio St.	FG	FT-A	PF	TP
Jimmy Hull*	5	2-4	2	12
Richard Baker*	0	0-0	0	0
John Schick*	1	0-0	1	2
Robert Lynch*	3	1-3	3	7
Jack Dawson*	1	0-0	4	2
Gilbert Mickelson	0	0-0	2	0
William Sattler	3	1-2	0	7
Richard Boughner	1	0-0	0	2
Charles Maag	0	0-0	0	0
Don Scott	0	1-1	1	1
Robert Stafford	0	0-0	0	0
TOTALS	14	5-10	13	33

Halftime: Oregon 21, Ohio St. 16. Officials: Lyle Clarno, John Getchell. Attendance: 5,500.

1940 CHAMPIONSHIP GAME, March 30 at Kansas City, MO INDIANA 60, KANSAS 42



1940 Indiana—Front Row (left to right): Jim Gridley, Herman Schaefer, Bob Dro, Marv Huffman, Jay McCreary, Paul Armstrong and Ralph Dorsey. Back Row: Head coach Branch McCracken, Chet Francis, Bill Menke, Andy Zimmer, Bob Menke and Ralph Graham.

Indiana	FG	FT-A	PF	TP
Herman Schaefer	4	1-1	1	9
Jay McCreary	6	0-0	2	12
Paul Armstrong	4	2-3	3	10
Jim Gridley	0	0-0	0	0
Bob Menke	0	0-0	0	0
Bill Menke	2	1-2	3	5
Marv Huffman	5	2-3	4	12
Andy Zimmer	2	1-1	1	5
Bob Dro	3	1-1	4	7
Ralph Dorsey	0	0-0	0	0
Chet Francis	0	0-0	1	0
TOTALS	26	8-11	19	60
Kansas	FG	FT-A	PF	TP
Donald Ebling	1	2-5	0	4
Thomas Hunter	0	1-1	0	1
Howard Engleman	5	2-3	3	12
William Hogben	2	0-0	0	4
Bob Allen	5	3-4	3	13
John Kline	0	0-0	0	0
Ralph Miller	0	2-2	4	2
Bruce Voran	0	1-2	0	1
Dick Harp	2	1-3	1	5
Jack Sands	0	0-0	0	0
Wallace Johnson	0	0-0	0	0
TOTALS	15	12-20	11	42

Halftime: Indiana 32, Kansas 19. Technical foul: McCreary. Officials: Gil MacDonald, Ted O'Sullivan. Attendance: 10,000.

1941 CHAMPIONSHIP GAME, March 29 at Kansas City, MO WISCONSIN 39, WASHINGTON ST. 34



1941 Wisconsin—Front Row (left to right): Bob Alwin, Bob Sullivan, Fred Rehm, John Kotz, Gene Englund, Charles Epperson, Ted Strain, Harlo Scott and Ed Scheiwe. Back Row: Manager Morris Bradley, athletic trainer Walter Bakke, Ted Downs, Bob Roth, George Affeldt, Warren Schrage, Don Timmerman, Ted Deppe, John Lynch, Ed Jones, head coach Bud Foster and assistant coach Fred Wegner.


Wisconsin	FG-A	FT-A	PF	TP
John Kotz	5	2-3	2	12
Charles Epperson	2	0-0	3	4
Gene Englund	5	3-4	2	13
Don Timmerman	1	0-0	1	2
Ted Strain	0	2-2	1	2
Bob Alwin	1	0-0	0	2
Fred Rehm	2	0-1	2	4
Warren Schrage	0	0-0	1	0
TOTALS	16-63	7-10	12	39
Washington St.	FG-A	FT-A	PF	TP
Dale Gentry	0	1-2	1	1
Vern Butts	1	1-1	1	3
John Hooper	0	0-0	0	0
Paul Lindemann	0	3-4	1	3
Jim Zimmerman	0	0-0	0	0
Kirk Gebert	10-24	1-2	1	21
Owen Hunt	0	0-0	0	0
Ray Sundquist	2	0-1	3	4
Marv Gilberg	1	0-2	1	2
TOTALS	14-65	6-12	8	34

Halftime: Wisconsin 21, Washington St. 17. Officials: Wally Cameron, Bill Haarlow. Attendance: 7,219.

1942 CHAMPIONSHIP GAME, March 28 at Kansas City, MO..... STANFORD 53, DARTMOUTH 38

Stanford	FG	FT-A	PF	TP
Jack Dana*	7	0-0	0	14
Fred Linari*	3	0-0	0	6
Ed Voss*	6	1-2	2	13
Bill Cowden*	2	1-1	3	5
Howie Dallmar*	6	3-5	0	15
Don Burness	0	0-0	0	0
TOTALS	24	5-8	5	53
Dartmouth	FG	FT-A	PF	TP
Robert Myers	4	0-1	1	8
George Munroe	5	2-2	1	12
James Olsen	4	0-1	0	8
Stanley Skaug	1	0-0	2	2
Charles Pearson	2	2-2	3	6
William Parmer	1	0-0	0	2
TOTALS	17	4-6	7	38

Halftime: Stanford 24, Dartmouth 22. Officials: Glenn Adams, Abb Curtis. Attendance: 6,500.



1942 Stanford—(Left to right): Bill Cowden, Howie Dallmar, Ed Voss, Jim Pollard, Don Burness and head coach Everett Dean.

1943 CHAMPIONSHIP GAME, March 30 at New York WYOMING 46, GEORGETOWN 34

Wyoming	FG	FT-A	PF	TP
Kenny Sailors	6	4-6	2	16
Jim Weir	2	1-3	2	5
Milo Komenich	4	1-4	2	9
Floyd Volker	2	1-2	3	5
Don Waite	0	0-0	0	0
Ted Roney	0	1-2	1	1
Jimmy Collins	4	0-1	1	8
Jim Reese	1	0-0	0	2
TOTALS	19	8-18	11	46
Georgetown	FG	FT-A	PF	TP
Dan Gabbianelli	1	2-3	3	4
James Reilly	1	0-0	0	2
John Mahnken	2	2-3	2	6
Daniel Kraus	2	0-1	3	4
Bill Hassett	3	0-3	4	6
William Feeney	4	0-0	1	8
Robert Duffey	0	0-1	0	0
Lloyd Potolicchio	1	2-3	1	4
Henry Hyde	0	0-0	0	0
TOTALS	14	6-14	14	34

Halftime: Wyoming 18, Georgetown 16. Officials: Matty Begovich, Pat Kennedy. Attendance: 13,300.



1943 Wyoming—Front Row (left to right): Don Waite, Earl Ray and Jim Reese. Back Row: Jimmy Collins, Floyd Volker, Milo Komenich, head coach Everett Shelton, Ted Roney, Kenny Sailors, Jim Weir and NCAA President Philip O. Badger.

1944 CHAMPIONSHIP GAME, March 28 at New York UTAH 42, DARTMOUTH 40 (OT)

Utah	FG	FT-A	PF	TP
Dick Smuin	0	0-0	2	0
Arnie Ferrin	8	6-7	0	22
Fred Sheffield	1	0-0	1	2
Wat Misaka	2	0-0	1	4
Herb Wilkinson	3	1-4	0	7
Bob Lewis	2	3-3	2	7
TOTALS	16	10-14	6	42
Dartmouth	FG	FT-A	PF	TP
Harry Leggat	4	0-0	1	8
Robert Gale	5	0-2	1	10
Everett Nordstrom	0	0-0	0	0
Audley Brindley	5	1-1	3	11
Franklin Murphy	0	0-0	0	0
Joseph Vancisin	2	0-0	3	4
Vincent Goering	0	0-0	0	0
Walter Mercer	0	1-1	3	1
Richard McGuire	3	0-1	3	6
TOTALS	19	2-5	14	40

Halftime: Dartmouth 18, Utah 17. End of regulation: Tied at 36. Officials: Paul Menton, James Osborne. Attendance: 15,000.



1944 Utah—Front Row (left to right): Mas Tatsuno and Ray Kingston. Middle Row: Jim Nance, Fred Lewis, Wat Misaka, Bill Kastelic and graduate assistant coach Keith Brown. Back Row: Head coach Vadal Peterson, Fred Sheffield, Herb Wilkinson, Arnie Ferrin, Dick Smuin, Bob Lewis and Pete Couch.

ALL-TIME TEAM CHAMPIONS

1945 CHAMPIONSHIP GAME, March 27 at New York OKLAHOMA ST. 49, NEW YORK U. 45



1945 Oklahoma State—Front Row (left to right): D.W. Jones, Weldon Kern, J.L. Parks, Doyle Parrack and John Wylie. Back Row: Bill Johnson, Joe Halbert, NCAA President Tug Wilson, Bob Kurland, head coach Hank Iba, Blake Williams, Cecil Hankins and assistant coach Bud Millikan.

Oklahoma St.	FG	FT-A	PF	TP
Cecil Hankins	6	3-6	3	15
Weldon Kern	3	0-4	3	6
Bob Kurland	10	2-3	3	22
Doyle Parrack	2	0-1	3	4
J.L. Parks	0	0-0	3	0
Blake Williams	1	0-1	1	2
John Wylie	0	0-0	0	0
TOTALS	22	5-15	16	49
New York U.	FG	FT-A	PF	TP
Al Grenert	5	2-3	3	12
Marty Goldstein	0	2-2	0	2
Don Forman	5	1-1	1	11
Dolph Schayes	2	2-6	2	6
Sid Tanenbaum	2	0-0	2	4
Herb Walsh	0	0-0	2	0
Frank Mangiapane	2	2-2	3	6
Alvin Most	1	2-3	2	4
TOTALS	17	11-17	15	45

Halftime: Oklahoma St. 26, New York U. 21. Officials: Glenn Adams, Abb Curtis. Attendance: 18,035.

1946 CHAMPIONSHIP GAME, March 26 at New York OKLAHOMA ST. 43, NORTH CAROLINA 40



1946 Oklahoma State—Front Row (left to right): A.L. Bennett, Paul Geymann, Weldon Kern, J.L. Parks, Joe Pitts, Blake Williams, Joe Bradley and Eugene Bell. Back Row: Assistant coach Leroy Floyd, C.L. Parker, Sam Aubrey, Monroe, Bob Kurland, Joe Halbert, Mark Steinmeyer, Herschel Crowe and head coach Hank Iba.

Oklahoma St.	FG	FT-A	PF	TP
Sam Aubrey	0	1-2	1	1
A.L. Bennett	3	0-0	4	6
Weldon Kern	3	1-3	2	7
Joe Bradley	1	1-2	1	3
Bob Kurland	9	5-9	5	23
Joe Halbert	0	0-0	0	0
Blake Williams	0	2-4	2	2
Eugene Bell	0	1-1	1	1
J.L. Parks	0	0-1	2	0
TOTALS	16	11-22	18	43
North Carolina	FG	FT-A	PF	TP
John Dillon	5	6-6	5	16
Don Anderson	3	2-3	3	8
Bob Paxton	2	0-0	4	4
Horace McKinney	2	1-3	5	5
Jim White	0	1-1	0	1
Taylor Thorne	1	0-0	2	2
Jim Jordan	0	4-8	3	4
TOTALS	13	14-21	22	40

Halftime: Oklahoma St. 23, North Carolina 17. Officials: Jocko Collins, Pat Kennedy. Attendance: 18,479.

1947 CHAMPIONSHIP GAME, March 25 at New York HOLY CROSS 58, OKLAHOMA 47



1947 Holy Cross—Front Row (left to right): Dermie O'Connell, Bob Cousy, Frank Ofring and Andy Laska. Middle Row: Bob Curran, Ken Haggerty, head coach Doggie Julian, Joe Mullaney and George Kaftan. Back Row: Assistant coach Albert Riopel, Jim Riley, Charlie Bollinger, Bob McMullan, Charlie Graver and manager Frank Dooley.

Holy Cross	FG	FT-A	PF	TP
George Kaftan	7	4-5	4	18
Dermie O'Connell	7	2-4	3	16
Bob Curran	0	0-1	2	0
Frank Ofring	6	2-3	5	14
Joe Mullaney	0	0-0	2	0
Ken Haggerty	0	0-0	0	0
Bob Cousy	0	2-2	1	2
Bob McMullan	2	4-4	0	8
Andy Laska	0	0-0	0	0
Charlie Bollinger	0	0-0	0	0
Charlie Graver	0	0-0	0	0
Jim Riley	0	0-0	1	0
TOTALS	22	14-19	18	58
Oklahoma	FG	FT-A	PF	TP
Dick Reich	3	2-2	3	8
Paul Courty	3	2-3	4	8
Gerald Tucker	6	10-12	3	22
Allie Paine	2	2-2	0	6
Bill Waters	0	0-0	0	0
Paul Merchant	0	0-0	1	0
Kenneth Pryor	0	1-1	1	1
Jack Landon	1	0-1	4	2
Harley Day	0	0-0	0	0
TOTALS	15	17-21	16	47

Halftime: Oklahoma 31, Holy Cross 28. Officials: Hagan Anderson, Pat Kennedy. Attendance: 18,445.

1948 CHAMPIONSHIP GAME, March 23 at New York KENTUCKY 58, BAYLOR 42

Kentucky	FG-A	FT-A	PF	TP
Wallace Jones	4	1-1	3	9
Cliff Barker	2	1-3	4	5
Jim Line	3	1-1	3	7
Alex Groza	6	2-4	4	14
Joe Holland	1	0-0	1	2
Ralph Beard	4	4-4	1	12
Kenneth Rollins	3	3-5	3	9
Dale Barnstable	0	0-1	0	0
TOTALS	23-83	12-19	19	58
Baylor	FG-A	FT-A	PF	TP
James Owens	2	1-2	0	5
Bill DeWitt	3	2-4	3	8
William Hickman	1	0-0	0	2
Ralph Pulley	0	1-1	0	1
Don Heathington	3	2-4	5	8
Odell Preston	0	0-2	2	0
Bill Johnson	3	4-7	5	10
Jackie Robinson	3	2-4	4	8
William Slack	0	0-0	0	0
TOTALS	15-64	12-24	19	42

Halftime: Kentucky 29, Baylor 16. Officials: Bill Haarlow, Gil MacDonald. Attendance: 16,174.




1948 Kentucky—Front Row (left to right): Head coach Adolph Rupp, Johnny Stough, Ralph Beard, Kenneth Rollins, Cliff Barker, Dale Barnstable and assistant coach Harry Lancaster. Back Row: Manager Humzey Yessin, Garland Townes, Jim Jordan, Joe Holland, Alex Groza, Wallace Jones, Jim Line, Roger Day and athletic trainer Wilbert Bud Berger.

1949 CHAMPIONSHIP GAME, March 26 at Seattle KENTUCKY 46, OKLAHOMA ST. 36

Kentucky	FG	FT-A	PF	TP
Wallace Jones	1	1-3	3	3
Jim Line	2	1-2	3	5
Alex Groza	9	7-8	5	25
Ralph Beard	1	1-2	4	3
Cliff Barker	1	3-3	4	5
Dale Barnstable	1	1-1	1	3
Walt Hirsch	1	0-0	1	2
TOTALS	16	14-19	21	46
Oklahoma St.	FG	FT-A	PF	TP
Vernon Yates	1	0-0	1	2
Jack Shelton	3	6-7	4	12
Bob Harris	3	1-1	5	7
Joe Bradley	0	3-6	3	3
J.L. Parks	2	3-4	5	7
Tom Jacquet	0	1-2	0	1
Gale McArthur	0	2-2	1	2
Morman Pilgrim	0	2-2	1	2
Keith Smith	0	0-0	1	0
TOTALS	9	18-24	21	36

Halftime: Kentucky 25, Oklahoma St. 20. Officials: Hal Lee, Tim McCullough. Attendance: 10,600.



1949 Kentucky—Front Row (left to right): Head coach Adolph Rupp, Jim Line, Cliff Barker, Johnny Stough, Ralph Beard, Joe Hall, Garland Townes and assistant coach Harry Lancaster. Back Row: Dale Barnstable, Walt Hirsch, Wallace Jones, Alex Groza, Bob Henne, Roger Day and manager Humzey Yessin.

1950 CHAMPIONSHIP GAME, March 28 at New York CCNY 71, BRADLEY 68

CCNY	FG-A	FT-A	PF	TP
Floyd Layne*	3-7	5-6	3	11
Ed Warner*	4-9	6-14	2	14
Ed Roman*	6-17	0-2	5	12
Joe Galiber	0-0	0-0	1	0
Alvin Roth*	2-7	1-5	2	5
Norman Mager	4-10	6-6	3	14
Irwin Dambrot*	7-14	1-2	0	15
Ronald Nadell	0-0	0-0	1	0
TOTALS	26-64	19-35	17	71
Bradley	FG-A	FT-A	PF	TP
Bud Grover*	0-10	2-3	3	2
Fred Schlichtman	0-3	0-0	2	0
Paul Unruh*	4-9	0-0	5	8
Elmer Behnke*	3-10	3-3	4	9
Jim Kelly	0-1	0-2	0	0
Billy Mann*	2-7	5-5	5	9
Aaron Preece	6-11	0-0	5	12
Dino Melchiorre	0-0	0-0	0	0
Gene Melchiorre*	7-16	2-4	4	16
Mike Chianakas	5-7	1-3	4	11
Joe Stowell	0-0	1-1	0	1
TOTALS	27-74	14-21	32	68

Halftime: CCNY 39, Bradley 32. Officials: Lou Eisenstein, Ronald Gibbs. Attendance: 18,142.



1950 CCNY—Front Row (left to right): Mike Wittlin, Ed Roman, Joe Galiber, head coach Nat Holman, Irwin Dambrot, Norman Mager and Seymour Levey. Second Row: Floyd Layne, Arnold Smith, Ed Warner, Alvin Roth and Herb Cohen. Third Row: Ronald Nadell, Arthur Glass, LeRoy Watkins, Ed Chenetz and Larry Meyer. Back Row: Manager Al Ragusa and assistant coach Bobby Sand.

ALL-TIME TEAM CHAMPIONS

1951 CHAMPIONSHIP GAME, March 27 at Minneapolis KENTUCKY 68, KANSAS ST. 58




1951 Kentucky—Front Row (left to right): Lindle Castle, Lucian Whitaker, Bobby Watson, Guy Strong and T. Riddle. Middle Row: Head coach Adolph Rupp, Cliff Hagan, C.M. Newton, Walt Hirsch, Paul Lansaw, Dwight Price and assistant coach Harry Lancaster. Back Row: Frank Ramsey, Shelby Linville, Bill Spivey, Roger Layne, Lou Tsiropoulos and Read Morgan.

Kentucky	FG-A	FT-A	RB	PF	TP
Cliff Hagan	5-6	0-2	4	5	10
Shelby Linville*	2-7	4-8	8	5	8
Bill Spivey*	9-29	4-6	21	2	22
Lou Tsiropoulos	1-4	0-0	3	1	2
Bobby Watson*	3-8	2-4	3	3	8
Frank Ramsey*	4-10	1-3	4	5	9
Lucian Whitaker*	4-5	1-1	2	2	9
C.M. Newton	0-0	0-0	0	0	0
TOTALS	28-69	12-24	45	23	68
Kansas St.	FG-A	FT-A	RB	PF	TP
Ed Head*	3-11	2-2	3	2	8
Dan Schuyler	1-2	0-0	1	2	2
Jack Stone*	3-8	6-8	6	2	12
John Gibson	0-2	1-1	1	5	1
Dick Knosman	1-4	1-2	3	1	3
James Iverson*	3-12	1-2	0	3	7
Don Upson	0-1	0-0	2	1	0
Ernie Barrett*	2-12	0-2	3	1	4
Robert Rousey	2-10	0-0	2	3	4
Lew Hitch*	6-15	1-1	9	3	13
Richard Peck	2-3	0-0	0	0	4
TOTALS	23-80	12-18	30	23	58

Halftime: Kansas St. 29, Kentucky 27. Officials: None listed. Attendance: 15,348.

1952 CHAMPIONSHIP GAME, March 26 at Seattle KANSAS 80, ST. JOHN'S (NY) 63




1952 Kansas—Front Row (left to right): Dean Kelley, Ken Buller, John Thompson, Don Anderson, Dean Smith, Jack Rodgers and Allen Kelley. Middle Row: Manager Wayne Louderback, LaVennes Squires, Everett Dye, Bob Goodwin, Larry Davenport, head coach Phog Allen, Bob Kenney, Wes Whitney, Wes Johnson and Dean Wells. Back Row: Assistant coach Dick Harp, John Keller, Arthur Heitholt, Bill Hougland, B.H. Born, Clyde Lovellette, Bill Lienhard, Wally Beck, Charlie Hoag and athletic trainer Dean Nesmith.

Kansas	FG-A	FT-A	RB	PF	TP
Bob Kenney	4-11	4-6	4	2	12
Bill Lienhard	5-8	2-2	4	4	12
Larry Davenport	0-0	0-0	0	1	0
John Keller	1-1	0-0	4	2	2
Clyde Lovellette	12-25	9-11	17	4	33
B.H. Born	0-0	0-0	0	0	0
Allen Kelley	0-2	0-0	1	0	0
Dean Kelley	2-5	3-6	3	5	7
Charlie Hoag	2-6	5-7	4	5	9
Dean Smith	0-0	0-0	0	0	0
Bill Hougland	2-5	1-3	6	2	5
TOTALS	28-63	24-35	43	25	80
St. John's (NY)	FG-A	FT-A	RB	PF	TP
Jack McMahon	6-12	1-4	2	4	13
Jim Walsh	3-6	0-0	4	3	6
Carl Peterson	0-1	0-0	0	0	0
Bob Zawoluk	7-12	6-11	9	5	20
Ron MacGilvray	3-8	2-5	10	3	8
Dick Duckett	2-5	2-2	2	4	6
Solly Walker	0-2	0-0	2	4	0
Jim McMorrow	1-3	0-0	0	3	2
Frank Giancontieri	0-0	0-2	1	0	0
Phil Sagona	2-2	0-0	0	5	4
Jim Davis	1-4	2-3	2	4	4
TOTALS	25-55	13-27	32	35	63

Halftime: Kansas 41, St. John's (NY) 27. Officials: Lou Eisenstein, Cliff Ogden. Attendance: 10,700.

1953 CHAMPIONSHIP GAME, March 18 at Kansas City, MO INDIANA 69, KANSAS 68



1953 Indiana—Front Row (left to right): Bob Leonard, Charley Kraak, Don Schlundt, Dick Farley and Burke Scott. Middle Row: Manager Ron Fifer, Dick White, Jim DeaKyne, head coach Branch McCracken, Paul Poff, Phil Byers and assistant coach Ernie Andres. Back Row: Ron Taylor, Jim Schooley, Goethe Chambers and Jack Wright.

Indiana	FG-A	FT-A	PF	TP
Dick Farley	1-8	0-0	5	2
Charley Kraak	5-8	7-10	5	17
Dick White	1-5	0-0	2	2
Jim DeaKyne	0-0	0-0	1	0
Don Schlundt	11-26	8-11	3	30
Burke Scott	2-4	2-3	3	6
Paul Poff	0-1	0-0	0	0
Bob Leonard	5-15	2-4	2	12
Phil Byers	0-2	0-0	0	0
TOTALS	25-69	19-28	21	69
Kansas	FG-A	FT-A	PF	TP
Harold Patterson	1-3	7-8	3	9
Dean Smith	0-0	1-1	1	1
Allen Kelley	7-20	6-8	3	20
Larry Davenport	0-1	0-0	0	0
B.H. Born	8-27	10-12	5	26
Dean Kelley	3-4	2-4	2	8
Gil Reich	2-9	0-0	2	4
Jerry Alberts	0-1	0-0	1	0
TOTALS	21-65	26-33	17	68

Halftime: Tied at 41. Technical fouls: Kraak, Leonard, Schlundt. Officials: Al Lightner, Shaw. Attendance: 10,500.

1954 CHAMPIONSHIP GAME, March 20 at Kansas City, MO..... LA SALLE 92, BRADLEY 76

La Salle	FG	FT-A	PF	TP
Charlie Singley	8	7-10	4	23
Chas Greenberg	2	1-2	1	5
Bob Maples	2	0-0	4	4
Frank Blatcher	11	1-2	4	23
Tom Gola	7	5-5	5	19
Fran O'Malley	5	1-1	4	11
John Yodsnukis	0	0-0	5	0
Frank O'Hara	2	3-4	1	7
TOTALS	37	18-24	28	92
Bradley	FG	FT-A	PF	TP
Richard Petersen	4	2-2	2	10
Harvey Babetch	0	0-0	0	0
Ed King	3	6-7	4	12
Jack Gower	0	1-2	1	1
Dick Estergard	3	11-12	1	17
Bob Carney	3	11-17	4	17
Lee Utt	0	0-0	1	0
John Kent	8	0-2	2	16
John Riley	1	1-2	1	3
TOTALS	22	32-44	16	76

Halftime: Bradley 43, La Salle 42. Officials: Hagan Anderson, R.H. Dean. Attendance: 10,500.




1954 La Salle—Front Row (left to right): Frank Blatcher, Bob Maples, Frank O'Hara, Tom Gola and Bob Ames. Back Row: Chas Greenberg, Fran O'Malley, Manny Gomez, John Yodsnukis, Charlie Singley and manager John Moosbrugger.

1955 CHAMPIONSHIP GAME, March 19 at Kansas City, MO..... SAN FRANCISCO 77, LA SALLE 63

San Francisco	FG-A	FT-A	PF	TP
Jerry Mullen*	4	2-5	5	10
Stan Buchanan*	3	2-2	1	8
Bill Russell*	9-22	5-7	1	23
K.C. Jones*	10-23	4-4	2	24
Hal Perry*	1	2-2	4	4
Bob Wiebusch	2	0-0	0	4
Rudy Zannini	1	0-0	0	2
Dick Lawless	1	0-0	0	2
Gordon Kirby	0	0-0	1	0
TOTALS	31-83	15-20	14	77
La Salle	FG-A	FT-A	PF	TP
Fran O'Malley	4	2-3	1	10
Charlie Singley	8	4-4	1	20
Tom Gola	6	4-5	4	16
Al Lewis	1	4-9	1	6
Chas Greenberg	1	1-2	4	3
Frank Blatcher	4	0-0	1	8
Bob Maples	0	0-0	0	0
Walt Fredericks	0	0-0	0	0
TOTALS	24-68	15-23	12	63

Halftime: San Francisco 35, La Salle 24. Officials: None listed. Attendance: 10,500.



1955 San Francisco—Front Row (left to right): Hal Perry, Steve Balchios, Rudy Zannini and Warren Baxter. Middle Row: Tom Nelson, Stan Buchanan, Bill Russell, Jerry Mullen, Jack King and Bob Wiebusch. Back Row: Head coach Phil Woolpert, K.C. Jones, Dick Lawless, Gordon Kirby, Bill Bush and manager Healy.

1956 CHAMPIONSHIP GAME, March 24 at Evanston, IL..... SAN FRANCISCO 83, IOWA 71

San Francisco	FG-A	FT-A	RB	PF	TP
Carl Boldt*	7	2-2	4	4	16
Mike Farmer*	0	0-0	12	2	0
Mike Preaseau*	3	1-2	3	3	7
Bill Russell*	11-24	4-5	27	2	26
Tom Nelson*	0	0-0	0	0	0
Hal Perry	6	2-2	2	14	14
Gene Brown	6	4-4	0	16	16
Warren Baxter	2	0-0	0	4	4
TOTALS	35-87	13-15	60	13	83
Iowa	FG-A	FT-A	RB	PF	TP
Carl Cain	7	3-4	12	1	17
Bill Schoof	5	4-4	3	14	14
Bill Logan	5	2-2	15	3	12
Bob George	0	0-0	0	0	0
Milton Scheuerman	4	3-4	2	11	11
Bill Seaberg	5	7-10	1	17	17
Augie Martel	0	0-0	0	0	0
Jim McConnell	0	0-0	0	0	0
TOTALS	26-80	19-24	48	10	71

Halftime: San Francisco 38, Iowa 33. Officials: None listed. Attendance: 10,600.



1956 San Francisco—Front Row (left to right): Warren Baxter, Hal Payne, Jack King, Hal Perry and Steve Balchios. Middle Row: Head coach Phil Woolpert, Vince Boyle, John Kolijian, Bill Russell, Bill Bush, K.C. Jones and manager Bill Mulholland. Back Row: Tom Nelson, Gene Brown, Mike Farmer, Carl Boldt and Mike Preaseau.

ALL-TIME TEAM CHAMPIONS

1957 CHAMPIONSHIP GAME, March 23 at Kansas City, MO..... NORTH CAROLINA 54, KANSAS 53 (3 OT)



1957 North Carolina—Front Row (left to right): Roy Searcy, Gehrmann Holland, Danny Lotz, Ken Rosemond, Bob Cunningham and Tommy Kearns. Back Row: Head coach Frank McGuire, manager Joel Fleishman, Bob Young, Lennie Rosenbluth, Joe Quigg, Pete Brennan, assistant coach Buck Freeman and athletic trainer John Lacey.

North Carolina	FG-A	FT-A	RB	PF	TP
Lennie Rosenbluth	8-15	4-4	5	5	20
Bob Young	1-1	0-0	3	1	2
Pete Brennan	4-8	3-7	11	3	11
Joe Quigg	4-10	2-3	9	4	10
Tommy Kearns	4-8	3-7	1	4	11
Bob Cunningham	0-3	0-1	5	4	0
Danny Lotz	0-0	0-0	2	0	0
TOTALS	21-45	12-22	36	21	54
Kansas	FG-A	FT-A	RB	PF	TP
Gene Elstun	4-12	3-6	4	2	11
Ron Loneski	0-5	2-3	3	2	2
Wilt Chamberlain	6-13	11-16	14	3	23
Maurice King	3-12	5-6	4	4	11
John Parker	2-4	0-0	0	0	4
Lewis Johnson	0-1	2-2	0	1	2
Robert Billings	0-0	0-0	0	2	0
TOTALS	15-47	23-33	25	14	53

Halftime: North Carolina 29, Kansas 22. End of regulation: Tied at 46. End of first overtime: Tied at 48. End of second overtime: Tied at 48. Officials: Hagan Anderson, Joe Conway. Attendance: 10,500.

1958 CHAMPIONSHIP GAME, March 22 at Louisville, KY KENTUCKY 84, SEATTLE 72



1958 Kentucky—Front Row (left to right): Head coach Adolph Rupp, Adrian Smith, John Crigler, Ed Beck, Don Mills, Johnny Cox, Vern Hatton and assistant coach Harry Lancaster. Back Row: Manager Jay Atkerson, Earl Adkins, Dick Howe, Phil Johnson, Bill Cassady, Lincoln Collinsworth and Harold Ross.

Kentucky	FG-A	FT-A	RB	PF	TP
Johnny Cox	10-23	4-4	16	3	24
John Crigler	5-12	4-7	14	4	14
Ed Beck	0-1	0-1	3	4	0
Don Mills	4-9	1-4	5	3	9
Vern Hatton	9-20	12-15	3	3	30
Adrian Smith	2-8	3-5	6	4	7
Team			8		
TOTALS	30-73	24-36	55	21	84
Seattle	FG-A	FT-A	RB	PF	TP
Jerry Frizzell	4-6	8-11	5	3	16
Don Ogorek	4-7	2-2	11	5	10
Elgin Baylor	9-32	7-9	19	4	25
Jim Harney	2-5	0-1	1	1	4
Charles Brown	6-17	5-7	5	5	17
Francis Saunders	0-2	0-0	2	3	0
Don Piasecki	0-0	0-0	0	0	0
Team			3		
TOTALS	25-69	22-30	46	21	72

Halftime: Seattle 39, Kentucky 36. Officials: None listed. Attendance: 18,803.

1959 CHAMPIONSHIP GAME, March 21 at Louisville, KY CALIFORNIA 71, WEST VIRGINIA 70



1959 California—Front Row (left to right): Bob Dalton, Jack Grout, Bernie Simpson, Al Buch, Denny Fitzpatrick and Jim Langley. Middle Row: Jerry Mann, Earl Shultz, Dave Stafford, Wally Torkells, Ned Averbuck and Bob Wendell. Back Row: Head coach Pete Newell, Tandy Gillis, Stan Morrison, Dick Doughty, Darrall Imhoff and Bill McClintock.

California	FG-A	FT-A	RB	PF	TP
Bill McClintock	4-13	0-1	10	1	8
Bob Dalton	6-11	3-4	2	4	15
Darrall Imhoff	4-13	2-2	9	3	10
Al Buch	0-4	2-2	2	3	2
Denny Fitzpatrick	8-13	4-7	2	1	20
Bernie Simpson	0-1	0-0	2	2	0
Jack Grout	4-5	2-2	3	1	10
Dick Doughty	3-6	0-0	1	3	6
Team			7		
TOTALS	29-66	13-18	38	18	71
West Virginia	FG-A	FT-A	RB	PF	TP
Jerry West	10-21	8-12	11	4	28
Willie Akers	5-8	0-1	6	0	10
Robert Clousson	4-7	2-3	4	4	10
Bob Smith	2-5	1-1	2	3	5
Marvin Bolyard	1-4	4-4	3	4	6
James Ritchie	1-4	2-2	4	0	4
Ronnie Retton	0-0	2-2	0	0	2
Lee Patrone	2-6	1-2	4	1	5
Team			7		
TOTALS	25-55	20-27	41	16	70


Halftime: California 39, West Virginia 33. Officials: Tommy Bell, Red Mihalik. Attendance: 18,498.

1960 CHAMPIONSHIP GAME, March 19 at San Francisco..... OHIO ST. 75, CALIFORNIA 55

Ohio St.	FG-A	FT-A	RB	PF	TP
John Havlicek	4-8	4-5	6	2	12
Joe Roberts	5-6	0-1	5	1	10
Jerry Lucas	7-9	2-2	10	2	16
Mel Nowell	6-7	3-3	4	2	15
Larry Siegfried	5-6	3-6	1	2	13
Gary Gearhart	0-1	0-0	1	0	0
Dick Furry	2-4	0-0	3	1	4
Bob Knight	0-1	0-0	0	1	0
Howard Nourse	2-3	0-0	3	1	4
Richie Hoyt	0-1	0-0	0	0	0
Dave Barker	0-0	0-0	0	0	0
John Cedargren	0-0	1-2	1	1	1
Team			1		
TOTALS	31-46	13-19	35	13	75

California	FG-A	FT-A	RB	PF	TP
Bill McClintock	4-15	2-3	3	3	10
Tandy Gillis	4-9	0-0	1	1	8
Darrall Imhoff	3-9	2-2	5	2	8
Bob Wendell	0-6	4-4	0	2	4
Earl Shultz	2-8	2-2	4	4	6
Jerry Mann	3-5	1-1	0	0	7
Dick Doughy	4-5	3-3	6	1	11
Dave Stafford	0-1	1-2	0	1	1
Stan Morrison	0-1	0-0	1	1	0
Ned Averback	0-0	0-1	1	0	0
Bill Alexander	0-0	0-0	0	0	0
Team			7		
TOTALS	20-59	15-18	28	15	55

Halftime: Ohio St. 37, California 19. Officials: Alex George, other not available. Attendance: 14,500.



1960 Ohio State—Front Row (left to right): Bob Knight, Larry Siegfried, Richie Hoyt, Mel Nowell, John Havlicek, Jerry Lucas, Joe Roberts, Dick Furry and Howard Nourse. Back Row: Athletic trainer Ernie Biggs, head coach Fred Taylor, Jim Allen, Jack Landes, Dave Barker, John Cedargren, Nelson Miller, Gary Gearhart, Gary Milliken, manager Mike Sorocak and assistant coach Jack Graf.

1961 CHAMPIONSHIP GAME, March 25 at Kansas City, MO..... CINCINNATI 70, OHIO ST. 65 (OT)

Cincinnati	FG-A	FT-A	RB	PF	TP
Bob Wiesenhahn	8-15	1-1	9	3	17
Tom Thacker	7-21	1-4	7	0	15
Paul Hogue	3-8	3-6	7	3	9
Carl Bouldin	7-12	2-3	4	4	16
Tony Yates	4-8	5-5	2	3	13
Dale Heidotting	0-0	0-0	0	0	0
Tom Sizer	0-0	0-0	1	0	0
Team			6		
TOTALS	29-64	12-19	36	13	70

Ohio St.	FG-A	FT-A	RB	PF	TP
John Havlicek	1-5	2-2	4	2	4
Richie Hoyt	3-5	1-1	1	3	7
Jerry Lucas	10-17	7-7	12	4	27
Larry Siegfried	6-10	2-3	3	2	14
Mel Nowell	3-9	3-3	3	1	9
Bob Knight	1-3	0-0	1	1	2
Gary Gearhart	1-1	0-0	0	1	2
Team			8		
TOTALS	25-50	15-16	32	14	65

Turnovers: Cincinnati 3, Ohio St. 8. Halftime: Ohio St. 39, Cincinnati 38. End of regulation: Tied at 61. Officials: Curtis Filiberti, Phil Fox. Attendance: 10,700.




1961 Cincinnati—Front Row (left to right): Jim Calhoun, Tony Yates, Carl Bouldin, Paul Hogue, Bob Wiesenhahn, Tom Thacker and Tom Sizer. Back Row: Head coach Ed Jucker, Larry Shingleton, Fred Dierking, Ron Reis, Dale Heidotting, Mark Altenau and assistant coach Tay Baker.

1962 CHAMPIONSHIP GAME, March 24 at Louisville, KY..... CINCINNATI 71, OHIO ST. 59

Cincinnati	FG-A	FT-A	RB	PF	TP
Ron Bonham	3-12	4-4	6	3	10
George Wilson	1-6	4-4	11	2	6
Paul Hogue	11-18	0-2	19	2	22
Tom Thacker	6-14	9-11	6	2	21
Tony Yates	4-8	4-7	1	1	12
Tom Sizer	0-0	0-0	0	0	0
Team			0		
TOTALS	25-58	21-28	43	10	71

Ohio St.	FG-A	FT-A	RB	PF	TP
John Havlicek	5-14	1-2	9	1	11
Doug McDonald	0-1	3-3	1	2	3
Jerry Lucas	5-17	1-2	16	3	11
Mel Nowell	4-16	1-1	6	2	9
Richard Reasbeck	4-6	0-0	0	4	8
James Doughy	0-1	0-0	2	2	0
Gary Bradds	5-7	5-6	4	2	15
Gary Gearhart	1-4	0-0	4	3	2
Team			0		
TOTALS	24-66	11-14	42	19	59


Turnovers: Cincinnati 8, Ohio St. 9. Halftime: Cincinnati 37, Ohio St. 29. Officials: Charles Eckman, Rudy Marick. Attendance: 18,469.



1962 Cincinnati—Front Row (left to right): Larry Shingleton, Tony Yates, Larry Elsasser, Tom Thacker, Tom Sizer and Jim Calhoun. Back Row: Assistant coach Tay Baker, Bill Abernathy, Fred Dierking, George Wilson, Ron Reis, Paul Hogue, Dale Heidotting, Ron Bonham and head coach Ed Jucker.

ALL-TIME TEAM CHAMPIONS

1963 CHAMPIONSHIP GAME, March 23 at Louisville, KY LOYOLA CHICAGO 60, CINCINNATI 58 (OT)



Loyola Chicago	FG-A	FT-A	RB	PF	TP
Vic Rouse*	6-22	3-4	12	4	15
Les Hunter*	6-22	4-4	11	3	16
John Egan*	3-8	3-5	3	3	9
Ron Miller*	3-14	0-0	2	3	6
Jerry Harkness*	5-18	4-8	6	4	14
Team			11		
TOTALS	23-84	14-21	45	17	60
Cincinnati	FG-A	FT-A	RB	PF	TP
Ron Bonham	8-16	6-6	4	3	22
Tom Thacker	5-12	3-4	15	4	13
George Wilson	4-8	2-3	13	4	10
Tony Yates	4-6	1-4	8	4	9
Larry Shingleton	1-3	2-3	4	0	4
Dale Heidotting	0-0	0-0	1	2	0
Team			7		
TOTALS	22-45	14-20	52	17	58

Turnovers: Loyola Chicago 3, Cincinnati 16. Halftime: Cincinnati 29, Loyola Chicago 21. End of regulation: Tied at 54. Officials: Bill Bussenius, Alex George. Attendance: 19,153.

1963 Loyola Chicago—Front Row (left to right): Head coach George Ireland and assistant coach Jerry Lyne. Back Row: Jerry Harkness, John Egan, Chuck Wood, Vic Rouse, Les Hunter, Rich Rochelle, Jim Reardon, Dan Cannoughton, Ron Miller, manager John Gabcik, manager Fred Kuehl and athletic trainer Dennis McKenna.

1964 CHAMPIONSHIP GAME, March 21 at Kansas City, MO UCLA 98, DUKE 83



UCLA	FG-A	FT-A	RB	PF	TP
Keith Erickson	2-7	4-4	5	5	8
Jack Hirsch	5-9	3-5	6	3	13
Fred Slaughter	0-1	0-0	1	0	0
Gail Goodrich	9-18	9-9	3	1	27
Walt Hazzard	4-10	3-5	3	5	11
Doug McIntosh	4-9	0-0	11	2	8
Kim Stewart	0-1	0-0	0	1	0
Kenny Washington	11-16	4-4	12	4	26
Mike Huggins	0-1	0-1	1	2	0
Vaughn Hoffman	1-2	0-0	0	0	2
Chuck Darrow	0-1	3-4	1	2	3
Rich Levin	0-1	0-0	0	0	0
Team			8		
TOTALS	36-76	26-32	51	25	98
Duke	FG-A	FT-A	RB	PF	TP
Dennis Ferguson	2-6	0-1	1	3	4
Jay Buckley	5-8	8-12	9	4	18
Hack Tison	3-8	1-1	1	2	7
Buzzy Harrison	1-1	0-0	1	2	2
Jeff Mullins	9-21	4-4	4	5	22
Steve Vacendak	2-7	3-3	6	4	7
Ron Herbster	1-4	0-2	0	0	2
Jack Marin	8-16	0-1	10	3	16
Brent Kitching	1-1	0-0	1	0	2
Ted Mann	0-0	3-4	2	1	3
Frank Harscher	0-0	0-0	0	0	0
Ray Cox	0-0	0-0	0	0	0
Team			9		
TOTALS	32-72	19-28	44	24	83

Turnovers: UCLA 19, Duke 24. Halftime: UCLA 50, Duke 38. Officials: Tom Glennon, Red Mihalik. Attendance: 10,864.

1964 UCLA—Front Row (left to right): Manager Dennis Minishian, Gail Goodrich, Jack Hirsch, Rich Levin, Walt Hazzard, Kent Graham, Mike Huggins and Chuck Darrow. Back Row: Athletic trainer Ducky Drake, assistant coach Jerry Norman, Steve Brucker, Fred Slaughter, Doug McIntosh, Vaughn Hoffman, Keith Erickson, Kim Stewart, Kenny Washington and head coach John Wooden.

1965 CHAMPIONSHIP GAME, March 20 at Portland, OR..... UCLA 91, MICHIGAN 80

UCLA	FG-A	FT-A	RB	PF	TP
Edgar Lacey	5-7	1-2	7	3	11
Keith Erickson	1-1	1-2	1	1	3
Doug McIntosh	1-2	1-2	0	2	3
Gail Goodrich	12-22	18-20	4	4	42
Fred Goss	4-12	0-0	3	1	8
Kenny Washington	7-9	3-4	5	2	17
Mike Lynn	2-3	1-2	6	1	5
Vaughn Hoffman	1-1	0-0	1	0	2
Brice Chambers	0-0	0-1	0	0	0
John Lyons	0-0	0-0	0	1	0
Rich Levin	0-1	0-0	1	0	0
John Galbraith	0-0	0-0	0	0	0
Team			4		

TOTALS	33-58	25-33	32	15	91
Michigan	FG-A	FT-A	RB	PF	TP
Larry Tregoning	2-7	1-1	5	5	5
Oliver Darden	8-10	1-1	4	5	17
Bill Buntin	6-14	2-4	6	5	14
Cazzie Russell	10-16	8-9	5	2	28
George Pomey	2-5	0-0	2	2	4
Jim Myers	0-4	0-0	3	2	0
Craig Dill	1-2	2-2	1	1	4
Dan Brown	0-0	0-0	0	0	0
Tom Ludwig	1-2	0-0	0	0	2
John Thompson	0-0	0-0	0	0	0
John Clawson	3-4	0-0	0	2	6
Team			7		

TOTALS 33-64 14-17 33 24 80
 Halftime: UCLA 47, Michigan 34. Officials: Steve Honzo, Red Mihalik. Attendance: 13,204.



1965 UCLA—Front Row (left to right): Assistant coach Jerry Norman, Gail Goodrich, John Lyons, John Galbraith, Mike Serafin, Brice Chambers, Larry McCollister and Fred Goss. Back Row: Head coach John Wooden, athletic trainer Ducky Drake, Rich Levin, Edgar Lacey, Doug McIntosh, Vaughn Hoffman, Bill Winkelholz, Mike Lynn, Keith Erickson, Kenny Washington and Bill Ureda.

1966 CHAMPIONSHIP GAME, March 19 at College Park, MD..... UTEP 72, KENTUCKY 65

UTEP	FG-A	FT-A	RB	PF	TP
Harry Flournoy*	1-1	0-0	2	0	2
David Lattin*	5-10	6-6	9	4	16
Bobby Joe Hill*	7-17	6-9	3	3	20
Orsten Artis*	5-13	5-5	8	1	15
Willie Cager	1-3	6-7	6	3	8
Willie Worsley*	2-4	4-6	4	0	8
Nevil Shed	1-1	1-1	3	1	3
Team			0		

TOTALS	22-49	28-34	35	12	72
Kentucky	FG-A	FT-A	RB	PF	TP
Louie Dampier	7-18	5-5	9	4	19
Tommy Kron	3-6	0-0	7	2	6
Larry Conley	4-9	2-2	8	5	10
Pat Riley	8-22	3-4	4	4	19
Thad Jaracz	3-8	1-2	5	5	7
Jim LeMaster	0-1	0-0	0	1	0
Cliff Berger	2-3	0-0	0	0	4
Gary Gamble	0-0	0-0	0	1	0
Bob Tallent	0-3	0-0	0	1	0
Team			0		

TOTALS 27-70 11-13 33 23 65
 Halftime: UTEP 34, Kentucky 31. Officials: Steve Honzo, Thornton Jenkins. Attendance: 14,253.



1966 UTEP—Front Row (left to right): Bobby Joe Hill, Orsten Artis, Togo Railey and Willie Worsley. Middle Row: David Palacio, Dick Myers, Harry Flournoy and Louis Boudoin. Back Row: Nevil Shed, Jerry Armstrong, Willie Cager, David Lattin and head coach Don Haskins.

ALL-TIME TEAM CHAMPIONS

1967 CHAMPIONSHIP GAME, March 25 at Louisville, KY UCLA 79, DAYTON 64



1967 UCLA—Front Row (left to right): Don Saffer, Lucius Allen, Dick Lynn, Gene Sutherland and Mike Warren. Back Row: Head coach John Wooden, assistant coach Jerry Norman, Joe Chrisman, Lynn Shackelford, Neville Saner, Lew Alcindor, Jim Nielsen, Ken Heitz, Bill Sweek, manager Ted Henry and athletic trainer Ducky Drake.

UCLA	FG-A	FT-A	RB	PF	TP
Ken Heitz	2-7	0-0	6	2	4
Lynn Shackelford	5-10	0-2	3	1	10
Lew Alcindor	8-12	4-11	18	0	20
Lucius Allen	7-15	5-8	9	2	19
Mike Warren	8-16	1-1	7	1	17
Joe Chrisman	0-0	1-2	1	2	1
Jim Nielsen	0-1	0-1	1	3	0
Neville Saner	1-1	0-0	2	2	2
Bill Sweek	1-1	0-0	0	1	2
Dick Lynn	0-1	0-0	0	0	0
Gene Sutherland	0-0	0-0	0	0	0
Don Saffer	2-5	0-0	0	1	4
Team			7		
TOTALS	34-69	11-25	54	15	79
Dayton	FG-A	FT-A	RB	PF	TP
Don May	9-23	3-4	17	4	21
Dan Sadlier	2-5	1-2	7	5	5
Dan Obrovac	0-2	0-0	2	1	0
Gene Klaus	4-7	0-0	0	1	8
Bob Hooper	2-7	2-4	5	2	6
Rudy Waterman	4-11	2-3	1	3	10
Glinder Torain	3-14	0-0	4	3	6
Ned Sharpenter	2-5	4-5	5	1	8
John Samanich	0-2	0-0	2	0	0
Tom Heckman	0-0	0-0	0	0	0
Dave Inderrieden	0-0	0-0	0	0	0
Jim Wannemacher	0-0	0-0	0	0	0
Team			8		
TOTALS	26-76	12-18	51	20	64

Turnovers: UCLA 11, Dayton 11. Halftime: UCLA 38, Dayton 20. Officials: Lenny Wirtz, other not available. Attendance: 18,892.

1968 CHAMPIONSHIP GAME, March 23 at Los Angeles..... UCLA 78, NORTH CAROLINA 55



1968 UCLA—Front Row (left to right): Mike Warren, Gene Sutherland and Lucius Allen. Back Row: Head coach John Wooden, assistant coach Jerry Norman, Ken Heitz, Lynn Shackelford, Jim Nielsen, Lew Alcindor, Mike Lynn, Neville Saner, Bill Sweek, athletic trainer Ducky Drake and manager Frank Adler.

UCLA	FG-A	FT-A	RB	PF	TP
Lew Alcindor	15-21	4-4	16	3	34
Mike Lynn	1-7	5-7	6	3	7
Lucius Allen	3-7	5-7	5	0	11
Mike Warren	3-7	1-1	3	2	7
Lynn Shackelford	3-5	0-1	2	0	6
Ken Heitz	3-6	1-1	2	3	7
Jim Nielsen	1-1	0-0	1	1	2
Bill Sweek	0-1	0-0	0	1	0
Gene Sutherland	1-2	0-0	2	1	2
Neville Saner	1-3	0-0	2	2	2
Team			9		
TOTALS	31-60	16-21	48	16	78
North Carolina	FG-A	FT-A	RB	PF	TP
Larry Miller	5-13	4-6	6	3	14
Bill Bunting	1-3	1-2	2	5	3
Rusty Clark	4-12	1-3	8	3	9
Charlie Scott	6-17	0-1	3	3	12
Dick Grubar	2-5	1-2	0	2	5
Eddie Fogler	1-4	2-2	0	0	4
Joe Brown	2-5	2-2	5	1	6
Gerald Tuttle	0-0	0-0	0	0	0
Jim Frye	1-2	0-1	1	0	2
Gra Whitehead	0-0	0-0	0	0	0
Jim Delany	0-1	0-0	0	0	0
Ralph Fletcher	0-1	0-0	0	0	0
Team			10		
TOTALS	22-63	11-19	35	17	55

Turnovers: UCLA 26, North Carolina 23. Halftime: UCLA 32, North Carolina 22. Officials: Charles Fouty, Steve Honzo. Attendance: 14,438.

1969 CHAMPIONSHIP GAME, March 22 at Louisville, KY UCLA 92, PURDUE 72

UCLA	FG-A	FT-A	RB	PF	TP
Curtis Rowe	4-10	4-4	12	2	12
Lynn Shackelford	3-8	5-8	9	3	11
Lew Alcindor	15-20	7-9	20	2	37
Ken Heitz	0-3	0-1	3	4	0
John Vallely	4-9	7-10	4	3	15
Sidney Wicks	0-1	3-6	4	1	3
Bill Sweek	3-3	0-1	1	3	6
Steve Patterson	1-1	2-2	2	0	4
Bill Seibert	0-0	0-0	1	0	0
George Farmer	0-0	0-0	0	1	0
John Ecker	1-1	0-0	0	0	2
Terry Schofield	1-2	0-0	0	0	2
Team			5		
TOTALS	32-58	28-41	61	19	92
Purdue	FG-A	FT-A	RB	PF	TP
Larry Weatherford	1-5	2-2	1	3	4
George Faerber	1-2	0-0	3	5	2
Rick Mount	12-36	4-5	1	3	28
Bill Keller	4-17	3-4	4	5	11
Tyrone Bedford	3-8	1-3	8	3	7
Jerry Johnson	4-9	3-4	9	2	11
Frank Kaufman	0-0	2-2	5	5	2
Ralph Taylor	0-0	0-0	0	0	0
Ted Reasoner	0-1	0-1	1	2	0
Herman Gilliam	2-14	3-3	11	2	7
Team			5		
TOTALS	27-92	18-24	48	30	72

Turnovers: UCLA 19, Purdue 4. Halftime: UCLA 42, Purdue 31. Officials: Irv Brown, Michael DiTomasso. Attendance: 18,669.



1969 UCLA—Front Row (left to right): Athletic trainer Ducky Drake, assistant coach Denny Crum, head coach John Wooden, assistant coach Gary Cunningham and manager Bob Marcucci. Middle Row: George Farmer, Bill Sweek, Ken Heitz, John Vallely and Terry Schofield. Back Row: Lynn Shackelford, Curtis Rowe, Steve Patterson, Lew Alcindor, Sidney Wicks, John Ecker and Bill Seibert.

1970 CHAMPIONSHIP GAME, March 21 at College Park, MD UCLA 80, JACKSONVILLE 69

UCLA	FG-A	FT-A	RB	PF	TP
Rick Betchley	0-0	0-1	0	0	0
Andy Hill	0-0	0-1	0	0	0
Sidney Wicks	5-9	7-10	18	3	17
Curtis Rowe	7-15	5-5	8	4	19
Steve Patterson	8-15	1-4	11	1	17
John Vallely	5-10	5-7	7	2	15
Henry Bibby	2-11	4-4	4	1	8
Kenny Booker	0-0	2-3	0	0	2
John Ecker	1-1	0-0	0	0	2
Terry Schofield	0-0	0-0	0	0	0
Bill Seibert	0-1	0-0	1	1	0
Jon Chapman	0-1	0-0	1	0	0
Team			3		
TOTALS	28-63	24-35	53	12	80
Jacksonville	FG-A	FT-A	RB	PF	TP
Mike Blevins	1-2	1-2	0	1	3
Pembrook Burrows	6-9	0-0	6	1	12
Artis Gilmore	9-29	1-1	16	5	19
Rex Morgan	5-11	0-0	4	5	10
Vaughn Wedeking	6-11	0-0	2	2	12
Chip Dublin	0-5	2-2	1	4	2
Gene Nelson	3-9	2-2	5	1	8
Rod McIntyre	1-3	0-0	3	3	2
Rusty Baldwin	0-0	0-0	0	0	0
Dan Hawkins	0-1	1-1	1	1	1
Ken Selke	0-0	0-0	0	0	0
Team			2		
TOTALS	31-80	7-8	40	23	69

Turnovers: UCLA 23, Jacksonville 18. Halftime: UCLA 41, Jacksonville 36. Officials: Bobby Scott, Lenny Wirtz. Attendance: 14,380.



1970 UCLA—Front Row (left to right): Henry Bibby, Terry Schofield and Andy Hill. Middle Row: Manager George Morgan, assistant coach Gary Cunningham, head coach John Wooden, assistant coach Denny Crum and athletic trainer Ducky Drake. Back Row: Kenny Booker, Rick Betchley, John Ecker, Sidney Wicks, Steve Patterson, Jon Chapman, Curtis Rowe, Bill Seibert and John Vallely.

**ALL-TIME
TEAM CHAMPIONS**

1971 CHAMPIONSHIP GAME, March 27 at Houston

UCLA 68, VILLANOVA 62



1971 UCLA—Front Row (left to right): Andy Hill and Henry Bibby. Middle Row: Manager George Morgan, assistant coach Denny Crum, head coach John Wooden, assistant coach Gary Cunningham and athletic trainer Ducky Drake. Back Row: Larry Hollyfield, Larry Farmer, John Ecker, Curtis Rowe, Steve Patterson, Sidney Wicks, Jon Chapman, Kenny Booker, Rick Betchley and Terry Schofield.

UCLA	FG-A	FT-A	RB	PF	TP
Curtis Rowe	2-3	4-5	8	0	8
Sidney Wicks	3-7	1-1	9	2	7
Steve Patterson	13-18	3-5	8	1	29
Henry Bibby	6-12	5-5	2	1	17
Kenny Booker	0-0	0-0	0	0	0
Terry Schofield	3-9	0-0	1	4	6
Rick Betchley	0-0	1-2	1	1	1
Team			5		
TOTALS	27-49	14-18	34	9	68
Villanova	FG-A	FT-A	RB	PF	TP
Tom Ingelsby	3-9	1-1	4	2	7
Hank Siemiontkowski	9-16	1-2	6	3	19
Chris Ford	0-4	2-3	5	4	2
Clarence Smith	4-11	1-1	2	4	9
Howard Porter	10-21	5-6	8	1	25
Joe McDowell	0-1	0-0	2	0	0
Team			4		
TOTALS	26-62	10-13	31	14	62

Turnovers: UCLA 13, Villanova 10. Halftime: UCLA 45, Villanova 37. Officials: Jim Bain, Irv Brown. Attendance: 31,765.

1972 CHAMPIONSHIP GAME, March 25 at Los Angeles

UCLA 81, FLORIDA ST. 76



1972 UCLA—Front Row: Manager Les Friedman. Middle Row (left to right): Head coach John Wooden, athletic trainer Ducky Drake and assistant coach Gary Cunningham. Back Row: Tommy Curtis, Greg Lee, Larry Hollyfield, Jon Chapman, Keith Wilkes, Bill Walton, Swen Nater, Vince Carson, Larry Farmer, Gary Franklin, Andy Hill and Henry Bibby.

UCLA	FG-A	FT-A	RB	PF	TP
Larry Farmer	2-6	0-0	6	2	4
Keith Wilkes	11-16	1-2	10	4	23
Bill Walton	9-17	6-11	20	4	24
Greg Lee	0-0	0-0	2	0	0
Henry Bibby	8-17	2-3	3	2	18
Tommy Curtis	4-14	0-1	4	1	8
Larry Hollyfield	1-6	0-0	2	2	2
Swen Nater	1-2	0-1	1	0	2
Team			2		
TOTALS	36-78	9-18	50	15	81
Florida St.	FG-A	FT-A	RB	PF	TP
Reggie Royals	5-7	5-6	10	5	15
Rowland Garrett	1-9	1-1	5	1	3
Lawrence McCray	3-6	2-5	6	4	8
Ron King	12-20	3-3	6	1	27
Greg Samuel	3-10	0-0	1	1	6
Ron Harris	7-13	2-3	6	1	16
Otto Petty	0-0	1-1	0	1	1
Ottis Cole	0-2	0-0	2	1	0
Team			6		
TOTALS	31-67	14-19	42	15	76

Halftime: UCLA 50, Florida St. 39. Officials: Irv Brown, Bobby Scott. Attendance: 15,063.

1973 CHAMPIONSHIP GAME, March 26 at St. Louis

UCLA 87, MEMPHIS 66



1973 UCLA—Front Row (left to right): Bob Webb, Tommy Curtis, Gary Franklin and Casey Corliss. Middle Row: Larry Hollyfield, manager Les Friedman, head coach John Wooden, assistant coach Gary Cunningham, athletic trainer Ducky Drake and Greg Lee. Back Row: Larry Farmer, Keith Wilkes, Dave Meyers, Bill Walton, Ralph Drollinger, Swen Nater, Vince Carson and Pete Trgovich.


UCLA	FG-A	FT-A	RB	PF	TP
Keith Wilkes	8-14	0-0	7	2	16
Larry Farmer	1-4	0-0	2	2	2
Bill Walton	21-22	2-5	13	4	44
Greg Lee	1-1	3-3	3	2	5
Larry Hollyfield	4-7	0-0	3	4	8
Tommy Curtis	1-4	2-2	3	1	4
Dave Meyers	2-7	0-0	3	1	4
Swen Nater	1-1	0-0	3	2	2
Gary Franklin	1-2	0-1	1	0	2
Vince Carson	0-0	0-0	0	0	0
Bob Webb	0-0	0-0	0	0	0
Team			2		
TOTALS	40-62	7-11	40	18	87
Memphis	FG-A	FT-A	RB	PF	TP
Bill Buford	3-7	1-2	3	1	7
Larry Kenon	8-16	4-4	8	3	20
Ron Robinson	3-6	0-1	7	4	6
Bill Laurie	0-1	0-0	0	0	0
Larry Finch	9-21	11-13	1	2	29
Bill Cook	1-4	2-2	0	1	4
Wes Westfall	0-1	0-0	0	5	0
Clarence Jones	0-0	0-0	0	0	0
Jerry Tetzlaff	0-0	0-2	0	1	0
Jim Liss	0-1	0-0	0	0	0
Ken Andrews	0-0	0-0	0	0	0
Doug McKinney	0-0	0-0	0	0	0
Team			2		
TOTALS	24-57	18-24	21	17	66

Turnovers: UCLA 17, Memphis 8. Halftime: Tied at 39. Technical fouls: Hollyfield, Kenon. Officials: Jim Howell, Joe Shosid. Attendance: 19,301.

1974 CHAMPIONSHIP GAME, March 25 at Greensboro, NC NORTH CAROLINA ST. 76, MARQUETTE 64

North Carolina St.	FG-A	FT-A	RB	PF	TP
Tim Stoddard	3-4	2-2	7	5	8
David Thompson	7-12	7-8	7	3	21
Tom Burleson	6-9	2-6	11	4	14
Moe Rivers	4-9	6-9	2	2	14
Monte Towe	5-10	6-7	3	1	16
Phil Spence	1-2	1-2	3	2	3
Mark Moeller	0-0	0-0	0	0	0
Team			1		
TOTALS	26-46	24-34	34	17	76
Marquette	FG-A	FT-A	RB	PF	TP
Bo Ellis	6-16	0-0	11	5	12
Earl Tatum	2-7	0-0	3	4	4
Maurice Lucas	7-13	7-9	13	4	21
Lloyd Walton	4-10	0-0	2	2	8
Marcus Washington	3-13	5-8	4	3	11
Ed Daniels	1-3	1-2	0	3	3
Rick Campbell	2-3	0-0	1	3	4
Jerry Homan	0-4	1-2	6	2	1
Dave Delsman	0-0	0-0	0	2	0
Barry Brennan	0-0	0-0	0	1	0
Team			3		
TOTALS	25-69	14-21	43	29	64

Turnovers: North Carolina St. 23, Marquette 18. Halftime: North Carolina St. 39, Marquette 30. Technical fouls: Marquette coach Al McGuire 2. Officials: Irv Brown, Jim Howell. Attendance: 15,742.



1974 North Carolina State—Front Row (left to right): Manager Mike Sloan, Steve Smoral, Craig Kuszmaul, Mark Moeller, Monte Towe, David Thompson, Greg Hawkins, Moe Rivers and Bruce Dayhuff. Middle Row: Assistant coach Eddie Biedenbach, assistant coach Art Musselman, Steve Nuce, Dwight Johnson, Jerry Hunt, Tim Stoddard, Steve Smith, Ken Gehring, assistant coach Sam Esposito and head coach Norm Sloan. Back Row: Bill Lake, Tom Burleson, Phil Spence and Mike Buurma.

1975 CHAMPIONSHIP GAME, March 31 at San Diego UCLA 92, KENTUCKY 85

UCLA	FG-A	FT-A	RB	PF	TP
Dave Meyers	9-18	6-7	11	4	24
Marques Johnson	3-9	0-1	7	2	6
Richard Washington	12-23	4-5	12	4	28
Andre McCarter	3-6	2-3	2	1	8
Pete Trgovich	7-16	2-4	5	4	16
Ralph Drollinger	4-6	2-5	13	4	10
Team			5		
TOTALS	38-78	16-25	55	19	92
Kentucky	FG-A	FT-A	RB	PF	TP
Kevin Grevey	13-30	8-10	5	4	34
Bob Guyette	7-11	2-2	7	3	16
Rick Robey	1-3	0-0	9	5	2
Jimmy Dan Conner	4-12	1-2	5	1	9
Mike Flynn	3-9	4-5	3	4	10
Jack Givens	3-10	2-3	6	3	8
Larry Johnson	0-3	0-0	3	3	0
Mike Phillips	1-7	2-3	6	4	4
James Lee	0-0	0-0	0	1	0
Dan Hall	1-1	0-0	1	0	2
Team			4		
TOTALS	33-86	19-25	49	28	85

Turnovers: UCLA 13, Kentucky 13. Halftime: UCLA 43, Kentucky 40. Technical foul: Meyers. Officials: Hank Nichols, Bob Wortman. Attendance: 15,151.



1975 UCLA—Front Row (left to right): Marvin Thomas, Gavin Smith, Jim Spillane, Ray Townsend, Pete Trgovich and Andre McCarter. Back Row: Head coach John Wooden, assistant coach Gary Cunningham, Marques Johnson, Dave Meyers, Richard Washington, Ralph Drollinger, Brett Vroman, Wilbert Olinde, Casey Corliss, Frank Arnold and manager Les Friedman.

1976 CHAMPIONSHIP GAME, March 29 at Philadelphia INDIANA 86, MICHIGAN 68

Indiana	FG-A	FT-A	RB	PF	TP
Scott May	10-17	6-6	8	4	26
Tom Abernethy	4-8	3-3	4	2	11
Kent Benson	11-20	3-5	9	3	25
Bobby Wilkerson	0-1	0-0	0	1	0
Quinn Buckner	5-10	6-9	8	4	16
Wayne Radford	0-1	0-0	1	0	0
Jim Wisman	0-1	2-3	1	4	2
Jim Crews	0-1	2-2	1	1	2
Rich Valavicius	1-1	0-0	0	0	2
Bob Bender	0-0	0-0	0	0	0
Mark Haymore	1-1	0-0	1	0	2
Team			3		
TOTALS	32-61	22-28	36	19	86
Michigan	FG-A	FT-A	RB	PF	TP
Wayman Britt	5-6	1-1	3	5	11
John Robinson	4-8	0-1	6	2	8
Phil Hubbard	4-8	2-2	11	5	10
Rickey Green	7-16	4-5	6	3	18
Steve Grote	4-9	4-6	1	4	12
Dave Baxter	0-2	0-0	0	2	0
Alan Hardy	1-2	0-0	2	0	2
Joel Thompson	0-0	0-0	0	0	0
Tom Staton	2-5	3-4	2	3	7
Tom Bergen	0-1	0-0	0	1	0
Team			1		
TOTALS	27-57	14-19	32	25	68

Turnovers: Indiana 13, Michigan 19. Halftime: Michigan 35, Indiana 29. Officials: Irv Brown, Bob Wortman. Attendance: 17,540.



1976 Indiana—Front Row (left to right): Bobby Wilkerson, Jim Crews, Scott May, Quinn Buckner, Tom Abernethy and Kent Benson. Second Row: Manager Tim Walker, Rich Valavicius, Mark Haymore, Scott Eells, Wayne Radford, Bob Bender and manager Chuck Swenson. Third Row: Head coach Bob Knight, assistant coach Harold Andreas, Jim Roberson, Jim Wisman, assistant coach Bob Donewald and assistant coach Bob Weltlich.

ALL-TIME TEAM CHAMPIONS

1977 CHAMPIONSHIP GAME, March 28 at Atlanta..... MARQUETTE 67, NORTH CAROLINA 59




1977 Marquette—(Left to right): Jim Boylan, Bill Neary, Ulice Payne, Butch Lee, Jim Dudley, Gary Rosenberger, Bernard Toone, Jerome Whitehead, Craig Butrym, Robert Byrd and Bo Ellis.

Marquette	FG-A	FT-A	RB	PF	TP
Bo Ellis	5-9	4-5	9	4	14
Bill Neary	0-2	0-0	0	1	0
Jerome Whitehead	2-8	4-4	11	2	8
Butch Lee	6-14	7-7	3	1	19
Jim Boylan	5-7	4-4	4	3	14
Bernard Toone	3-6	0-1	0	1	6
Gary Rosenberger	1-1	4-4	1	1	6
Team			1		
TOTALS	22-47	23-25	29	13	67
North Carolina	FG-A	FT-A	RB	PF	TP
Walter Davis	6-13	8-10	8	4	20
Mike O'Koren	6-10	2-4	11	5	14
Rich Yonakor	3-5	0-0	4	0	6
Phil Ford	3-10	0-0	2	3	6
John Kuester	2-6	1-2	0	5	5
Steve Krafcsin	1-1	0-0	0	0	2
Tom Zaliagiris	2-3	0-0	0	3	4
Dudley Bradley	1-1	0-0	0	2	2
Bruce Buckley	0-1	0-0	0	1	0
Jeff Wolf	0-1	0-0	1	0	0
Dave Colescott	0-0	0-0	0	0	0
Woody Coley	0-0	0-0	0	0	0
Ged Doughton	0-0	0-0	0	0	0
John Virgil	0-0	0-0	0	1	0
Team			2		
TOTALS	24-51	11-16	28	24	59

Turnovers: Marquette 11, North Carolina 14. Halftime: Marquette 39, North Carolina 27. Technical foul: Toone. Officials: Reggie Copeland, Paul Galvan. Attendance: 16,086.

1978 CHAMPIONSHIP GAME, March 27 at St. Louis KENTUCKY 94, DUKE 88



1978 Kentucky—Front Row (left to right): Head coach Joe Hall, Jay Shidler, Dwane Casey, Kyle Macy, Jack Givens, Tim Stephens, Chris Gettelfinger, Truman Claytor and assistant coach Dick Parsons. Back Row: Assistant athletic trainer Walt McCombs, manager Don Sullivan, LaVon Williams, Scott Courts, Mike Phillips, Rick Robey, Chuck Aleksinas, Fred Cowan, James Lee, assistant coach Leonard Hamilton and assistant coach Joe Dean Jr.

Kentucky	FG-A	FT-A	RB	PF	TP
Jack Givens	18-27	5-8	8	4	41
Rick Robey	8-11	4-6	11	2	20
Mike Phillips	1-4	2-2	2	5	4
Kyle Macy	3-3	3-4	0	1	9
Truman Claytor	3-5	2-4	0	2	8
James Lee	4-8	0-0	4	4	8
Jay Shidler	1-5	0-1	1	3	2
LaVon Williams	1-3	0-0	4	2	2
Chuck Aleksinas	0-0	0-0	0	1	0
Fred Cowan	0-2	0-0	2	1	0
Tim Stephens	0-0	0-0	0	0	0
Scott Courts	0-0	0-0	0	0	0
Chris Gettelfinger	0-0	0-0	0	0	0
Dwane Casey	0-0	0-0	0	0	0
Team			0		
TOTALS	39-68	16-25	32	25	94
Duke	FG-A	FT-A	RB	PF	TP
Eugene Banks	6-12	10-12	8	2	22
Kenny Dennard	5-7	0-0	9	5	10
Mike Gminski	6-16	8-8	12	3	20
John Harrell	2-2	0-0	0	3	4
Jim Spanarkel	8-16	5-6	2	4	21
Bob Bender	1-2	5-5	1	3	7
Jim Suddath	1-3	2-3	2	1	4
Scott Goetsch	0-1	0-0	1	1	0
Team			1		
TOTALS	29-59	30-34	36	22	88

Turnovers: Kentucky 14, Duke 17. Halftime: Kentucky 45, Duke 38. Technical fouls: Duke bench. Officials: Jim Bain, Roy Clymer. Attendance: 18,721.

1979 CHAMPIONSHIP GAME, March 26 at Salt Lake City..... MICHIGAN ST. 75, INDIANA ST. 64

Michigan St.	FG-A	FT-A	RB	PF	TP
Greg Kelsner	7-13	5-6	8	4	19
Magic Johnson	8-15	8-10	7	3	24
Jay Vincent	2-5	1-2	2	4	5
Terry Donnelly	5-5	5-6	4	2	15
Mike Brkovich	1-2	3-7	4	1	5
Ron Charles	3-3	1-2	7	5	7
Mike Longaker	0-0	0-0	0	0	0
Rob Gonzalez	0-0	0-0	0	0	0
Team			2		

TOTALS	26-43	23-33	34	19	75
---------------	--------------	--------------	-----------	-----------	-----------

Indiana St.	FG-A	FT-A	RB	PF	TP
Brad Miley	0-0	0-1	3	1	0
Alex Gilbert	2-3	0-4	4	4	4
Larry Bird	7-21	5-8	13	3	19
Carl Nicks	7-14	3-6	2	5	17
Steve Reed	4-9	0-0	0	4	8
Bob Heaton	4-14	2-2	6	2	10
Leroy Staley	2-2	0-1	3	2	4
Rich Nemcek	1-1	0-0	0	3	2
Team			3		

TOTALS	27-64	10-22	34	24	64
---------------	--------------	--------------	-----------	-----------	-----------

Turnovers: Michigan St. 16, Indiana St. 10. Halftime: Michigan St. 37, Indiana St. 28. Technical fouls: Bird. Officials: Gary Muncy, Hank Nichols, Lenny Wirtz. Attendance: 15,410.



1979 Michigan State—Front Row (left to right): Manager Randy Bishop, equipment manager Ed Belloli, assistant coach Fred Paulsen, assistant coach Bill Berry, head coach Jud Heathcote, assistant coach Dave Harshman, athletic trainer Clint Thompson and manager Darwin Payton. Back Row: Terry Donnelly, Greg Lloyd, Gerald Gilkie, Don Brkovich, Rick Kaye, Ron Charles, Magic Johnson, Greg Kelsner, Jay Vincent, Rob Gonzalez, Mike Brkovich, Jamie Huffman and Mike Longaker.

1980 CHAMPIONSHIP GAME, March 24 at Indianapolis..... LOUISVILLE 59, UCLA 54

Louisville	FG-A	FT-A	RB	PF	TP
Rodney McCray	2-4	3-4	11	4	7
Derek Smith	3-9	3-4	5	2	9
Wiley Brown	4-12	0-2	7	3	8
Jerry Eaves	4-7	0-2	3	3	8
Darrell Griffith	9-16	5-8	2	3	23
Tony Branch	0-0	0-0	0	0	0
Roger Burkman	0-1	0-0	1	4	0
Poncho Wright	2-4	0-0	4	1	4
Team			3		

TOTALS	24-53	11-20	36	20	59
---------------	--------------	--------------	-----------	-----------	-----------

UCLA	FG-A	FT-A	RB	PF	TP
Kiki Vandeweghe	4-9	6-6	7	3	14
James Wilkes	1-4	0-0	6	3	2
Mike Sanders	4-10	2-4	6	4	10
Rod Foster	6-15	4-4	1	3	16
Michael Holton	1-3	2-2	2	2	4
Darren Daye	1-3	0-0	1	1	2
Cliff Pruitt	2-8	2-2	6	2	6
Tony Anderson	0-0	0-0	0	0	0
Darrell Allums	0-0	0-0	2	0	0
Team			3		

TOTALS	19-52	16-18	34	18	54
---------------	--------------	--------------	-----------	-----------	-----------

Turnovers: Louisville 17, UCLA 16. Halftime: UCLA 28, Louisville 26. Officials: Larry Lembo, Hank Nichols, Rich Weiler. Attendance: 16,637.



1980 Louisville—Front Row (left to right): Manager Randy Bufford, Greg Deuser, Jerry Eaves, Roger Burkman, head coach Denny Crum, Darrell Griffith, Tony Branch, Poncho Wright and manager Lambert Jemley. Back Row: Assistant coach Jerry Jones, graduate assistant coach Mark McDonald, Rodney McCray, Daryl Cleveland, Marty Pulliam, Scooter McCray, Wiley Brown, Derek Smith, assistant coach Wade Houston, assistant head coach Bill Olsen and athletic trainer Steve Donohue.

1981 CHAMPIONSHIP GAME, March 30 at Philadelphia..... INDIANA 63, NORTH CAROLINA 50

Indiana	FG-A	FT-A	RB	PF	TP
Landon Turner	5-8	2-2	6	5	12
Ted Kitchel	0-1	0-0	0	3	0
Ray Tolbert	1-4	3-6	11	0	5
Randy Wittman	7-13	2-2	4	2	16
Isiah Thomas	8-17	7-8	2	4	23
Jim Thomas	1-4	0-0	4	2	2
Steve Risley	1-1	3-4	4	1	5
Team			2		

TOTALS	23-48	17-22	33	17	63
---------------	--------------	--------------	-----------	-----------	-----------

North Carolina	FG-A	FT-A	RB	PF	TP
Al Wood	6-13	6-9	6	4	18
James Worthy	3-11	1-2	6	5	7
Sam Perkins	5-8	1-2	8	3	11
Mike Pepper	2-5	2-2	1	1	6
Jimmy Black	3-4	0-0	2	5	6
Jimmy Braddock	0-2	0-0	0	1	0
Eric Kenny	0-1	0-0	1	0	0
Pete Budko	0-1	0-0	1	0	0
Matt Doherty	1-2	0-1	4	4	2
Chris Brust	0-0	0-0	0	0	0
Team			0		

TOTALS	20-47	10-16	29	23	50
---------------	--------------	--------------	-----------	-----------	-----------

Turnovers: Indiana 14, North Carolina 19. Halftime: Indiana 27, North Carolina 26. Technical foul: Turner. Officials: Ken Lauderdale, Lou Moser, Booker Turner. Attendance: 18,276.



1981 Indiana—Front Row (left to right): Manager Steve Skoronski, Eric Kirchner, Ray Tolbert, Glen Grunwald, Steve Risley and Phil Isenbarger. Middle Row: Assistant coach Gerry Gimelstob, assistant coach Jene Davis, Chuck Franz, Randy Wittman, Isiah Thomas, Ted Kitchel, assistant coach Jim Crews and athletic trainer Bob Young. Back Row: Team physician Dr. Brad Bomba, head coach Bob Knight, Landon Turner, Mike LaFave, Steve Bouchie, Tony Brown, Jim Thomas and volunteer coach Steve Downing.

ALL-TIME TEAM CHAMPIONS

1982 CHAMPIONSHIP GAME, March 29 at New Orleans NORTH CAROLINA 63, GEORGETOWN 62




1982 North Carolina—Front Row (left to right): Athletic trainer Marc Davis, assistant coach Roy Williams, head coach Dean Smith, Jimmy Braddock, Jeb Barlow, Jimmy Black, Chris Brust, Lynwood Robinson, manager Chuck Duckett, assistant coach Eddie Fogler and assistant coach Bill Guthridge. Back Row: Manager David Hart, manager Ralph Meekins, Dean Shaffer, Michael Jordan, James Worthy, John Brownlee, Timo Makkonen, Warren Martin, Sam Perkins, Matt Doherty, Cecil Exum, Buzz Peterson and manager David Daly.

North Carolina	FG-A	FT-A	RB	PF	TP
Matt Doherty	1-3	2-3	3	0	4
James Worthy	13-17	2-7	4	3	28
Sam Perkins	3-7	4-6	7	2	10
Jimmy Black	1-4	2-2	3	2	4
Michael Jordan	7-13	2-2	9	2	16
Buzz Peterson	0-3	0-0	1	0	0
Chris Brust	0-0	1-2	1	1	1
Jimmy Braddock	0-0	0-0	0	1	0
Team			2		
TOTALS	25-47	13-22	30	11	63
Georgetown	FG-A	FT-A	RB	PF	TP
Eric Smith	6-8	2-2	3	5	14
Mike Hancock	0-2	0-0	0	1	0
Patrick Ewing	10-15	3-3	11	4	23
Fred Brown	1-2	2-2	2	4	4
Eric Floyd	9-17	0-0	3	2	18
Ed Spriggs	0-2	1-2	1	2	1
Gene Smith	0-0	0-0	0	1	0
Anthony Jones	1-3	0-0	0	0	2
Bill Martin	0-2	0-0	0	1	0
Team			2		
TOTALS	27-51	8-9	20	20	62

Turnovers: North Carolina 13, Georgetown 12. Halftime: Georgetown 32, North Carolina 31. Officials: John Dabrow, Bobby Dibbler, Hank Nichols. Attendance: 61,612.

1983 CHAMPIONSHIP GAME, April 4 at Albuquerque, NM NORTH CAROLINA ST. 54, HOUSTON 52



1983 North Carolina State—Front Row (left to right): Alvin Battle, Thurl Bailey, Sidney Lowe, Dereck Whittenburg, Quinton Leonard and Harold Thompson. Middle Row: George McClain, Walt Densmore, Dinky Proctor, Cozell McQueen, Lorenzo Charles, Mike Warren, Terry Gannon and Ernie Myers. Back Row: Manager Gary Bryant, head athletic trainer Craig Sink, assistant coach Ed McLean, assistant coach Ray Martin, head coach Jim Valvano, assistant coach Tom Abatemarco, graduate assistant coach Max Perry, manager Steve Whitt and assistant athletic trainer Jim Rehbock.

North Carolina St.	FG-A	FT-A	RB	PF	TP
Terry Gannon	3-4	1-2	1	3	7
Dereck Whittenburg	6-17	2-2	5	3	14
Ernie Myers	0-0	0-0	1	0	0
Alvin Battle	0-1	2-2	1	1	2
Sidney Lowe	4-9	0-1	0	2	8
Thurl Bailey	7-16	1-2	5	1	15
Lorenzo Charles	2-7	0-0	7	2	4
Cozell McQueen	1-5	2-2	12	4	4
Team			2		
TOTALS	23-59	8-11	34	16	54
Houston	FG-A	FT-A	RB	PF	TP
Clyde Drexler	1-5	2-2	2	4	4
Larry Micheaux	2-6	0-0	6	1	4
Akeem Olajuwon	7-15	6-7	18	1	20
Alvin Franklin	2-6	0-1	0	0	4
Michael Young	3-10	0-4	8	0	6
Reid Gettys	2-2	0-0	2	3	4
Benny Anders	4-9	2-5	2	2	10
Bryan Williams	0-1	0-0	4	3	0
David Rose	0-1	0-0	1	2	0
Team			1		
TOTALS	21-55	10-19	44	16	52

Turnovers: North Carolina St. 6, Houston 13. Halftime: North Carolina St. 33, Houston 25. Officials: Joe Forte, Paul Housman, Hank Nichols. Attendance: 17,327.

1984 CHAMPIONSHIP GAME, April 2 at Seattle **GEORGETOWN 84, HOUSTON 75**

Georgetown	FG-A	FT-A	RB	A	PF	TP
Ralph Dalton	0-0	0-0	2	0	1	0
David Wingate	5-10	6-9	1	3	4	16
Patrick Ewing	4-8	2-2	9	3	4	10
Fred Brown	1-2	2-2	4	4	4	4
Michael Jackson	3-4	5-5	0	6	4	11
Bill Martin	3-6	0-0	2	0	0	6
Horace Broadnax	2-3	0-0	0	0	2	4
Reggie Williams	9-18	1-2	7	3	2	19
Michael Graham	7-9	0-2	5	0	4	14
Victor Morris	0-0	0-0	0	0	0	0
Team			0			
TOTALS	34-60	16-22	30	19	25	84
Houston	FG-A	FT-A	RB	A	PF	TP
Rickie Winslow	0-1	2-2	6	3	4	2
Michael Young	8-21	2-3	5	1	3	18
Akeem Olajuwon	6-9	3-7	9	0	4	15
Alvin Franklin	8-15	5-6	2	9	3	21
Reid Gettys	3-3	0-0	1	7	2	6
Derek Giles	0-0	0-0	0	0	0	0
Benny Anders	2-2	0-2	0	0	0	4
Greg Anderson	1-1	0-0	2	0	0	2
Braxton Clark	0-0	0-0	0	0	0	0
Eric Dickens	2-3	1-2	0	0	5	5
Renaldo Thomas	0-0	0-0	0	0	0	0
James Weaver	0-0	0-0	0	0	0	0
Gary Orsak	1-1	0-0	0	0	0	2
Marvin Alexander	0-0	0-0	1	0	0	0
Stacey Belcher	0-0	0-0	0	0	0	0
Team			0			
TOTALS	31-56	13-22	26	20	21	75

Turnovers: Georgetown 9, Houston 20. Halftime: Georgetown 40, Houston 30. Officials: Ron Spittler, Mike Tanco, Booker Turner. Attendance: 38,471.




1984 Georgetown—Front Row (left to right): Bill Martin, Gene Smith, manager Steve Wolf, Fred Brown and Ralph Dalton. Back Row: Manager George Jackson, Michael Jackson, Clifton Dairsow, Victor Morris, Patrick Ewing, Michael Graham, Reggie Williams, David Wingate, Horace Broadnax and manager David Greene.

1985 CHAMPIONSHIP GAME, April 1 at Lexington, KY **VILLANOVA 66, GEORGETOWN 64**

Villanova	FG-A	FT-A	RB	A	PF	TP
Harold Pressley	4-6	3-4	4	1	1	11
Dwayne McClain	5-7	7-8	1	3	3	17
Ed Pinckney	5-7	6-7	6	5	3	16
Dwight Wilbur	0-0	0-0	0	1	0	0
Gary McLain	3-3	2-2	2	2	2	8
Harold Jensen	5-5	4-5	1	2	2	14
Mark Plansky	0-0	0-1	0	0	1	0
Chuck Everson	0-0	0-0	0	0	0	0
Team			3			
TOTALS	22-28	22-27	17	14	12	66
Georgetown	FG-A	FT-A	RB	A	PF	TP
Bill Martin	4-6	2-2	5	1	2	10
Reggie Williams	5-9	0-2	4	2	3	10
Patrick Ewing	7-13	0-0	5	2	4	14
Michael Jackson	4-7	0-0	0	9	4	8
David Wingate	8-14	0-0	2	2	4	16
Perry McDonald	0-1	0-0	0	0	0	0
Horace Broadnax	1-2	2-2	1	2	4	4
Ralph Dalton	0-1	2-2	0	0	1	2
Team			0			
TOTALS	29-53	6-8	17	18	22	64


Turnovers: Villanova 17, Georgetown 11. Halftime: Villanova 29, Georgetown 28. Officials: John Clougherty, Bobby Dibbler, Don Rutledge. Attendance: 23,124.



1985 Villanova—Front Row (left to right): Dwight Wilbur, Veltra Dawson, R.C. Massimino, Gary McLain, Brian Harrington, Harold Jensen and Steve Pinone. Back Row: Wyatt Maker, Ed Pinckney, Mark Plansky, Harold Pressley, head coach Rollie Massimino, Dwayne McClain, Connally Brown and Chuck Everson.

**ALL-TIME
TEAM CHAMPIONS**

1986 CHAMPIONSHIP GAME, March 31 at Dallas LOUISVILLE 72, DUKE 69




1986 Louisville—Front Row (left to right): Kevin Walls, Chris West, Mike Abram and Keith Williams. Middle Row: Herbert Crook, Jeff Hall, Billy Thompson, head coach Denny Crum, Milt Wagner, Robbie Valentine and Mark McSwain. Back Row: Manager Jeff Witt, athletic trainer Jerry May, assistant coach Jerry Jones, assistant coach Wade Houston, Avery Marshall, David Robinson, Will Olliges, Pervis Ellison, Kenny Payne, Tony Kimbro, assistant coach Bobby Dotson, conditioning coordinator Doug Semenick and graduate assistant coach Jeff Van Pelt.

Louisville	FG-A	FT-A	RB	A	BK	ST	PF	TP
Herbert Crook	5-9	0-3	12	5	0	0	2	10
Billy Thompson	6-8	1-3	4	2	2	0	4	13
Pervis Ellison	10-14	5-6	11	1	2	1	4	25
Milt Wagner	2-6	5-5	3	2	1	1	4	9
Jeff Hall	2-4	0-0	2	2	0	2	2	4
Mark McSwain	2-4	1-2	3	2	0	1	1	5
Kevin Walls	0-1	0-0	1	0	0	0	2	0
Tony Kimbro	2-4	2-2	2	2	2	0	1	6
Team			1					
TOTALS	29-50	14-21	39	16	7	5	20	72
Duke	FG-A	FT-A	RB	A	BK	ST	PF	TP
David Henderson	5-15	4-4	4	4	0	3	5	14
Mark Alarie	4-11	4-4	6	0	0	1	5	12
Jay Bilas	2-3	0-0	3	0	0	0	4	4
Tommy Amaker	3-10	5-6	2	7	0	7	3	11
Johnny Dawkins	10-19	4-4	4	0	0	2	1	24
Danny Ferry	1-2	2-2	4	0	0	0	2	4
Billy King	0-1	0-1	0	1	0	0	2	0
Weldon Williams	0-1	0-0	0	0	0	0	0	0
Team			4					
TOTALS	25-62	19-21	27	12	0	13	22	69

Turnovers: Louisville 24, Duke 14. Halftime: Duke 37, Louisville 34. Officials: Hank Nichols, Pete Pavia, Don Rutledge. Attendance: 16,493.

1987 CHAMPIONSHIP GAME, March 30 at New Orleans INDIANA 74, SYRACUSE 73




1987 Indiana—Front Row (left to right): Todd Jadlow, Keith Smart, Todd Meier, Steve Alford, Daryl Thomas, Dean Garrett, Kreigh Smith and Joe Hillman. Second Row: Tony Freeman, Dave Minor, Jeff Oliphant, Brian Sloan, Steve Eyl, Magnus Pelkowski and Rick Calloway. Third Row: Athletic trainer Tim Garl, assistant coach Ron Felling, assistant coach Joby Wright, head coach Bob Knight, assistant coach Kohn Smith, assistant coach Royce Waltman and team physician Dr. Brad Bomba. Back Row: Graduate assistant coach Julio Salazar, manager Mike McGlothlin, manager Bill Himbrook, graduate assistant coach Murry Bartow and graduate assistant coach Dan Dakich.

Indiana	FG-A	3FG-A	FT-A	RB	A	BK	ST	PF	TP
Rick Calloway	0-3	0-0	0-0	2	1	0	0	3	0
Daryl Thomas	8-18	0-0	4-7	7	1	0	0	1	20
Dean Garrett	5-10	0-0	0-0	10	0	3	0	4	10
Steve Alford	8-15	7-10	0-0	3	5	0	2	2	23
Keith Smart	9-15	0-1	3-4	5	6	0	2	2	21
Kreigh Smith	0-0	0-0	0-0	0	0	0	0	1	0
Steve Eyl	0-0	0-0	0-0	1	1	0	0	2	0
Joe Hillman	0-1	0-0	0-0	2	6	0	3	2	0
Todd Meier	0-0	0-0	0-1	1	0	0	0	0	0
Team				4					
TOTALS	30-62	7-11	7-12	35	20	3	7	17	74
Syracuse	FG-A	3FG-A	FT-A	RB	A	BK	ST	PF	TP
Derrick Coleman	3-7	0-0	2-4	19	1	3	1	2	8
Howard Triche	3-9	0-0	2-4	1	1	0	0	4	8
Rony Seikaly	7-13	0-0	4-6	10	1	3	1	3	18
Sherman Douglas	8-15	2-2	2-2	2	7	0	1	3	20
Greg Monroe	5-11	2-8	0-1	2	3	0	2	1	12
Derek Brower	3-3	0-0	1-3	1	0	0	0	3	7
Steve Thompson	0-2	0-0	0-0	3	1	1	0	0	0
Team				0					
TOTALS	29-60	4-10	11-20	38	14	7	5	16	73

Turnovers: Indiana 11, Syracuse 14. Halftime: Indiana 34, Syracuse 33. Officials: Nolan Fine, Joe Forte, Jody Silvester. Attendance: 64,959.

1988 CHAMPIONSHIP GAME, April 4 at Kansas City, MO KANSAS 83, OKLAHOMA 79



1988 Kansas—Front Row (left to right): Lincoln Minor, Jeff Guelndner, Milt Newton, Kevin Pritchard, Otis Levingston, Scooter Barry, Keith Harris and Mike Maddox. Back Row: Mark Randall, Sean Alvarado, Mike Masucci, Marvin Branch, Danny Manning, Chris Piper, Archie Marshall and manager Bill Pope. Not pictured: Clint Normore and Marvin Mattox.


Kansas	FG-A	3FG-A	FT-A	RB	A	BK	ST	PF	TP
Chris Piper	4-6	0-0	0-0	7	2	0	3	3	8
Jeff Guelndner	1-2	0-1	0-0	2	1	0	1	0	2
Danny Manning	13-24	0-1	5-7	18	2	2	5	3	31
Kevin Pritchard	6-7	1-1	0-0	1	4	0	1	1	13
Milt Newton	6-6	2-2	1-2	4	1	2	0	1	15
Scooter Barry	0-2	0-0	1-2	0	2	0	0	1	1
Mike Maddox	0-0	0-0	0-0	0	0	0	0	1	0
Keith Harris	1-1	0-0	0-0	1	0	0	0	2	2
Clint Normore	3-3	1-1	0-1	1	4	0	0	3	7
Lincoln Minor	1-4	0-0	2-2	1	1	0	1	1	4
Team				1					
TOTALS	35-55	4-6	9-14	36	17	4	11	16	83
Oklahoma	FG-A	3FG-A	FT-A	RB	A	BK	ST	PF	TP
Harvey Grant	6-14	0-0	2-3	5	1	1	1	4	14
Dave Sieger	7-15	7-13	1-2	5	7	0	3	2	22
Stacey King	7-14	0-0	3-3	7	0	2	1	3	17
Mookie Blaylock	6-13	2-4	0-1	5	4	0	7	4	14
Ricky Grace	4-14	1-7	3-4	7	7	0	1	4	12
Terrence Mullins	0-0	0-0	0-0	1	0	0	0	1	0
Team				1					
TOTALS	30-70	10-24	9-13	31	19	3	13	18	79

Turnovers: Kansas 23, Oklahoma 15. Halftime: Tied at 50. Officials: John Clougherty, Tim Higgins, Ed Hightower. Attendance: 16,392.

1989 CHAMPIONSHIP GAME, April 3 at Seattle..... MICHIGAN 80, SETON HALL 79 (OT)

Michigan	FG-A	3FG-A	FT-A	RB	A	BK	ST	PF	TP
Glen Rice	12-25	5-12	2-2	11	0	0	0	2	31
Mark Hughes	1-1	0-0	0-0	2	0	0	0	2	2
Terry Mills	4-8	0-0	0-0	6	2	3	2	2	8
Mike Griffin	0-0	0-0	0-0	4	3	0	0	4	0
Rumeal Robinson	6-13	0-0	9-10	3	11	0	0	2	21
Loy Vaught	4-8	0-0	0-0	7	0	0	1	2	8
Demetrius Calip	0-2	0-0	0-0	0	1	0	0	3	0
Sean Higgins	3-10	1-4	3-4	9	2	1	0	3	10
Team				3					
TOTALS	30-67	6-16	14-16	45	19	4	3	20	80
Seton Hall	FG-A	3FG-A	FT-A	RB	A	BK	ST	PF	TP
Darryl Walker	5-9	0-1	3-4	11	1	0	0	2	13
Andrew Gaze	1-5	1-5	2-2	3	3	0	1	3	5
Ramon Ramos	4-9	0-0	1-1	5	1	1	1	2	9
John Morton	11-26	4-12	9-10	4	3	0	0	3	35
Gerald Greene	5-13	2-5	1-3	5	5	0	2	3	13
Anthony Avent	1-2	0-0	0-0	3	1	0	0	0	2
Frantz Volcy	0-0	0-0	0-2	1	0	0	0	2	0
Michael Cooper	0-0	0-0	0-0	2	0	1	0	1	0
Pookey Wington	1-1	0-0	0-0	0	0	0	0	1	2
Team				2					
TOTALS	28-65	7-23	16-22	36	14	2	4	17	79

Turnovers: Michigan 14, Seton Hall 11. Halftime: Michigan 37, Seton Hall 32. End of regulation: Tied at 71. Officials: John Clougherty, Mickey Crowley, Tom Rucker. Attendance: 39,187.




1989 Michigan—Front Row (left to right): Head coach Steve Fisher, Mike Griffin, Sean Higgins, Glen Rice, Loy Vaught, Mark Hughes, Terry Mills, J.P. Oosterbaan and Mike Boyd. Back Row: Dan Minert, Joe Czupek, Marc Koenig, Demetrius Calip, Rob Pelinka, Chris Seter, James Voskuil, Kirk Tayler, Rumeal Robinson, Brian Dutcher and Bob Bland. Not pictured: Eric Riley.

1990 CHAMPIONSHIP GAME, April 2 at Denver..... UNLV 103, DUKE 73

UNLV	FG-A	3FG-A	FT-A	RB	A	BK	ST	PF	TP
Larry Johnson*	8-12	2-2	4-4	11	2	1	4	3	22
Stacey Augmon*	6-7	0-0	0-1	4	7	2	2	5	12
David Butler*	1-4	0-0	2-2	3	3	0	1	3	4
Anderson Hunt*	12-16	4-7	1-2	2	2	0	0	0	29
Greg Anthony*	5-11	0-1	3-4	1	6	0	5	3	13
Stacey Cvijanovich	1-2	1-1	2-2	1	2	0	2	2	5
Travis Bice	0-1	0-1	0-0	0	2	0	1	2	0
Dave Rice	0-2	0-1	0-0	1	0	0	0	0	0
Barry Young	2-2	1-1	0-0	0	0	0	0	1	5
James Jones	4-5	0-0	0-0	2	0	0	0	2	8
Moses Scurry	2-5	0-0	1-2	6	0	0	1	2	5
Chris Jeter	0-0	0-0	0-0	0	0	0	0	0	0
Team				2					
TOTALS	41-67	8-14	13-17	33	24	3	16	23	103
Duke	FG-A	3FG-A	FT-A	RB	A	BK	ST	PF	TP
Robert Brickley*	2-4	0-0	0-2	3	2	0	0	2	4
Christian Laettner*	5-12	0-0	5-6	9	5	0	1	4	15
Alaa Abdelnaby*	5-7	0-0	4-6	7	0	2	0	3	14
Phil Henderson*	9-20	1-8	2-2	2	0	0	1	2	21
Bobby Hurley*	0-3	0-2	2-2	0	3	0	1	3	2
Thomas Hill	0-2	0-0	0-0	3	1	0	1	0	0
Brian Davis	2-5	0-0	2-3	1	0	1	1	1	6
Bill McCaffrey	1-3	0-0	2-2	2	0	0	0	1	4
Greg Koubek	1-4	0-1	0-0	2	0	0	0	0	2
Crawford Palmer	0-0	0-0	3-4	3	0	0	0	0	3
Clay Buckley	0-0	0-0	0-0	1	0	0	0	0	0
Joe Cook	1-1	0-0	0-0	0	0	0	0	0	2
Team				6					
TOTALS	26-61	1-11	20-27	39	11	3	5	16	73


Turnovers: UNLV 17, Duke 23. Halftime: UNLV 47, Duke 35. Officials: Ed Hightower, Tim Higgins, Richie Ballesteros. Attendance: 17,765.



1990 UNLV—Front Row (left to right): Bryan Emerzian, Byron Wesley, Dan Bisek, Sean Watkins and Dave Rice. Middle Row: Greg Anthony, James Jones, David Butler, Anderson Hunt, Travis Bice, Barry Young, Moses Scurry and Stacey Augmon. Back Row: Assistant coach Cleveland Edwards, assistant coach Ron Ganulin, Ed Goorjian, Rob Orellana, Chris Jeter, George Ackles, Larry Johnson, assistant coach Tim Grgurich, assistant coach Denny Hovanec and head coach Jerry Tarkanian.

**ALL-TIME
TEAM CHAMPIONS**

1991 CHAMPIONSHIP GAME, April 1 at Indianapolis DUKE 72, KANSAS 65




1991 Duke—Front Row (left to right): Manager Ivan Jones, Mark Williams, Antonio Lang, Christian Laettner, Clay Buckley, Greg Koubek, Crawford Palmer, Christian Ast, Grant Hill and manager Pete Lowder. Back Row: Assistant coach Mike Brey, athletic trainer Max Crowder, associate coach Pete Gaudet, Bobby Hurley, Kenny Blakeney, Marty Clark, Brian Davis, Thomas Hill, Bill McCaffrey, assistant coach Jay Bilas, assistant coach Tommy Amaker and head coach Mike Krzyzewski.

Duke	FG-A	3FG-A	FT-A	RB	A	BK	ST	PF	TP
Greg Koubek*	2-4	1-2	0-0	4	0	0	1	1	5
Grant Hill*	4-6	0-0	2-8	8	3	2	2	1	10
Christian Laettner*	3-8	0-0	12-12	10	0	0	1	3	18
Bobby Hurley*	3-5	2-4	4-4	1	9	0	2	1	12
Thomas Hill*	1-5	1-1	0-0	4	1	0	0	2	3
Bill McCaffrey	6-8	2-3	2-2	1	0	0	0	1	16
Antonio Lang	0-0	0-0	0-0	0	0	0	0	0	0
Brian Davis	4-5	0-0	0-2	2	1	0	0	4	8
Crawford Palmer	0-0	0-0	0-0	0	0	0	0	0	0
Team				1					
TOTALS	23-41	6-10	20-28	31	14	2	6	13	72
Kansas	FG-A	3FG-A	FT-A	RB	A	BK	ST	PF	TP
Alonzo Jamison*	1-10	0-2	0-0	4	5	0	4	4	2
Mike Maddox*	2-4	0-0	0-0	3	4	1	0	3	4
Mark Randall*	7-9	1-1	3-6	10	2	0	1	4	18
Terry Brown*	6-15	4-11	0-0	4	1	0	3	1	16
Adonis Jordan*	4-6	2-2	1-2	0	3	0	1	0	11
Patrick Richey	0-1	0-1	0-0	1	0	0	0	0	0
Steve Woodberry	1-4	0-0	0-0	4	0	0	1	4	2
Sean Tunstall	1-5	0-1	0-0	1	0	0	0	3	2
Kirk Wagner	1-1	0-0	0-0	1	0	0	0	0	2
Richard Scott	3-9	0-0	0-0	2	0	1	0	1	6
David Johanning	1-1	0-0	0-0	2	1	0	0	1	2
Team				0					
TOTALS	27-65	7-18	4-8	32	16	2	10	21	65

Turnovers: Duke 18, Kansas 14. Halftime: Duke 42, Kansas 34. Officials: Mickey Crowley, Charles Range, Jim Burr. Attendance: 47,100.

1992 CHAMPIONSHIP GAME, April 6 at Minneapolis DUKE 71, MICHIGAN 51



1992 Duke—Front Row (left to right): Manager Mark Williams, Marty Clark, Bobby Hurley, Brian Davis, Christian Laettner, Thomas Hill, Kenny Blakeney and manager Suzanne Gilbert. Back Row: Head coach Mike Krzyzewski, assistant coach Mike Brey, athletic trainer Max Crowder, Antonio Lang, Erik Meek, Cherokee Parks, Grant Hill, Christian Ast, volunteer coach Jay Bilas, assistant coach Tommy Amaker and associate coach Pete Gaudet.


Duke	FG-A	3FG-A	FT-A	RB	A	BK	ST	PF	TP
Antonio Lang*	2-3	0-0	1-2	4	0	0	1	1	5
Grant Hill*	8-14	0-0	2-2	10	5	2	3	2	18
Christian Laettner*	6-13	2-4	5-6	7	0	1	1	1	19
Bobby Hurley*	3-12	1-3	2-2	3	7	0	1	4	9
Thomas Hill*	5-10	1-2	5-8	7	0	0	2	2	16
Cherokee Parks	1-3	0-0	2-2	3	0	1	0	3	4
Brian Davis	0-2	0-0	0-0	0	0	0	1	0	0
Christian Ast	0-0	0-0	0-0	1	0	0	0	0	0
Marty Clark	0-0	0-0	0-0	0	0	0	0	0	0
Kenny Blakeney	0-0	0-0	0-0	0	0	0	0	0	0
Ron Burt	0-0	0-0	0-0	0	0	0	0	0	0
Team				2					
TOTALS	25-57	4-9	17-22	37	12	4	9	13	71
Michigan	FG-A	3FG-A	FT-A	RB	A	BK	ST	PF	TP
Chris Webber*	6-12	0-2	2-5	11	1	0	2	4	14
Ray Jackson*	0-1	0-0	0-0	1	2	2	1	1	0
Juwan Howard*	4-9	0-1	1-3	3	0	0	0	3	9
Jalen Rose*	5-12	0-3	1-2	5	4	0	2	4	11
Jimmy King*	3-10	1-2	0-0	2	1	1	2	1	7
Eric Riley	2-6	0-0	0-0	4	1	0	0	2	4
James Voskuil	1-2	0-1	2-2	3	3	0	1	2	4
Rob Pelinka	1-2	0-0	0-0	2	1	0	0	0	2
Freddie Hunter	0-0	0-0	0-0	0	0	0	0	0	0
Michael Talley	0-2	0-1	0-0	1	0	0	0	0	0
Jason Bossard	0-1	0-1	0-0	0	0	0	0	0	0
Chris Seter	0-1	0-0	0-0	1	0	0	0	0	0
Chip Armer	0-0	0-0	0-0	0	0	0	0	0	0
Team				2					
TOTALS	22-58	1-11	6-12	35	13	3	8	17	51

Turnovers: Duke 14, Michigan 20. Halftime: Michigan 31, Duke 30. Officials: Gerry Donaghy, Tom Harrington, Dave Libbey. Attendance: 50,379.

1993 CHAMPIONSHIP GAME, April 5 at New Orleans..... NORTH CAROLINA 77, MICHIGAN 71

North Carolina	FG-A	3FG-A	FT-A	RB	A	BK	ST	PF	TP
Brian Reese*	2-7	0-1	4-4	5	3	0	0	1	8
George Lynch*	6-12	0-0	0-0	10	1	2	1	3	12
Eric Montross*	5-11	0-0	6-9	5	0	1	0	2	16
Derrick Phelps*	4-6	0-1	1-2	3	6	0	3	0	9
Donald Williams*	8-12	5-7	4-4	1	1	0	1	1	25
Pat Sullivan	1-2	0-0	1-2	1	1	0	0	2	3
Kevin Salvadori	0-0	0-0	2-2	4	1	1	0	1	2
Henrik Rodl	1-4	0-2	0-0	0	0	0	2	0	2
Dante Calabria	0-0	0-0	0-0	0	0	0	0	0	0
Matt Wenstrom	0-1	0-0	0-0	0	0	0	0	0	0
Scott Cherry	0-0	0-0	0-0	0	0	0	0	0	0
Team				0					
TOTALS	27-55	5-11	18-23	29	13	4	7	10	77
Michigan	FG-A	3FG-A	FT-A	RB	A	BK	ST	PF	TP
Chris Webber*	11-18	0-1	1-2	11	1	3	1	2	23
Ray Jackson*	2-3	0-0	2-2	1	1	0	1	5	6
Juwan Howard*	3-8	0-0	1-1	7	3	0	0	3	7
Jalen Rose*	5-12	2-6	0-0	1	4	0	0	3	12
Jimmy King*	6-13	1-5	2-2	6	4	0	1	2	15
Eric Riley	1-3	0-0	0-0	3	1	1	1	1	2
Rob Pelinka	2-4	2-3	0-0	2	1	0	0	1	6
Michael Talley	0-0	0-0	0-0	0	1	0	0	1	0
James Voskuil	0-1	0-0	0-0	0	1	0	0	0	0
Team				2					
TOTALS	30-62	5-15	6-7	33	17	4	4	18	71

Turnovers: North Carolina 10, Michigan 14. Halftime: North Carolina 42, Michigan 31. Technical fouls: Michigan bench. Officials: Ed Hightower, Tom Harrington, Jim Stupin. Attendance: 64,151.



1993 North Carolina—Front Row (left to right): Strength coach Harley Dartt, athletic trainer Marc Davis, head coach Dean Smith, Travis Stephenson, Henrik Rodl, Matt Wenstrom, George Lynch, Scott Cherry, assistant coach Phil Ford, assistant athletics director Dave Hanners and assistant coach Bill Guthridge. Back Row: Manager Sam Rogers, manager Bobby Dawson, manager Laura Johnson, Larry Davis, Derrick Phelps, Pat Sullivan, Ed Geth, Eric Montross, Serge Zwikker, Kevin Salvadori, Brian Reese, Dante Calabria, Donald Williams, manager Chuck Lisenbee, manager Eddie Wills and manager Eran Bloxam.

1994 CHAMPIONSHIP GAME, April 4 at Charlotte, NC ARKANSAS 76, DUKE 72

Arkansas	FG-A	3FG-A	FT-A	RB	A	BK	ST	PF	TP
Ken Biley*	0-0	0-0	0-0	0	0	0	0	1	0
Corliss Williamson*	10-24	0-0	3-5	8	3	2	2	3	23
Dwight Stewart*	3-11	0-5	0-0	9	4	0	4	3	6
Corey Beck*	5-11	0-1	5-8	10	4	0	1	3	15
Scotty Thurman*	6-13	3-5	0-0	5	1	0	1	2	15
Clint McDaniel	2-5	1-3	2-4	2	3	0	3	2	7
Darnell Robinson	1-5	0-0	0-0	2	0	0	0	1	2
Al Dillard	1-5	1-4	1-2	1	0	0	0	1	4
Davor Rimac	0-1	0-0	0-0	0	0	1	0	0	0
Lee Wilson	2-2	0-0	0-0	4	0	0	0	1	4
Team				3					
TOTALS	30-77	5-18	11-19	44	15	3	11	17	76
Duke	FG-A	3FG-A	FT-A	RB	A	BK	ST	PF	TP
Antonio Lang*	6-9	0-0	3-3	5	3	1	0	5	15
Grant Hill*	4-11	1-4	3-5	14	6	3	3	3	12
Cherokee Parks*	7-10	0-0	0-1	7	0	2	0	3	14
Jeff Capel*	6-16	2-6	0-0	5	4	0	1	3	14
Chris Collins*	4-11	4-8	0-0	0	1	1	1	1	12
Marty Clark	1-6	0-2	1-2	1	3	0	0	2	3
Erik Meek	1-2	0-0	0-0	7	0	0	0	1	2
Team				5					
TOTALS	29-65	7-20	7-11	44	17	7	5	18	72


Turnovers: Arkansas 12, Duke 23. Halftime: Arkansas 34, Duke 33. Officials: Jim Burr, Jody Silvester, Ted Valentine. Attendance: 23,674.



1994 Arkansas—Front Row (left to right): Ken Biley, Darnell Robinson, head coach Nolan Richardson, Corliss Williamson, Lee Wilson and Scotty Thurman. Second Row: Ray Biggers, Reggie Garrett, Elmer Martin, John Engskov, Craig Tyson and Davor Rimac. Third Row: Clint McDaniel, Al Dillard, Roger Crawford, Corey Beck, Reggie Merritt and Dwight Stewart.

1995 CHAMPIONSHIP GAME, April 3 at Seattle

UCLA 89, ARKANSAS 78



1995 UCLA—Front Row (left to right): Manager Tony Luftman, manager Richard Klingler, manager Greg Buonaccorsi, manager Brendan Jacobson and manager Andrew Pruter. Middle Row: Assistant coach David Boyle, assistant coach Steve Lavin, assistant coach Mark Gottfried, head coach Jim Harrick, assistant coach Lorenzo Romar, assistant coach Phil Frye and assistant coach Tony Spino. Back Row: Tyus Edney, Marquis Burns, Charles O'Bannon, Kevin Dempsey, Ed O'Bannon, Ike Nwankwo, George Zidek, omm'A Givens, J.R. Henderson, Bob Myers, Toby Bailey, Kris Johnson and Cameron Dollar.

UCLA	FG-A	3FG-A	FT-A	RB	A	BK	ST	PF	TP
Charles O'Bannon*	4-10	0-0	3-4	9	6	2	2	1	11
Ed O'Bannon*	10-21	1-4	9-11	17	3	0	3	2	30
George Zidek*	5-8	0-0	4-7	6	0	0	0	4	14
Tyus Edney*	0-0	0-0	0-0	0	0	0	0	0	0
Toby Bailey*	12-20	1-2	1-2	9	3	0	2	3	26
Cameron Dollar	1-4	0-1	4-5	3	8	1	4	4	6
J.R. Henderson	1-5	0-0	0-0	2	1	1	0	1	2
Team				4					
TOTALS	33-68	2-7	21-29	50	21	4	11	15	89
Arkansas	FG-A	3FG-A	FT-A	RB	A	BK	ST	PF	TP
Scotty Thurman*	2-9	1-7	0-0	3	1	0	1	2	5
Corliss Williamson*	3-16	0-0	6-10	4	6	0	4	1	12
Elmer Martin*	1-2	1-2	0-0	3	1	0	1	2	3
Clint McDaniel*	5-10	3-7	3-4	3	1	0	4	5	16
Corey Beck*	4-6	2-3	1-2	3	2	1	3	3	11
Dwight Stewart	5-10	1-5	1-2	5	0	0	0	4	12
Al Dillard	2-4	2-3	0-0	2	1	0	0	1	6
Darnell Robinson	2-3	0-1	0-0	2	0	2	0	3	4
Davor Rimac	1-1	0-0	0-0	2	3	0	2	0	2
Lee Wilson	3-4	0-0	1-2	0	0	1	0	1	7
Landis Williams	0-0	0-0	0-0	0	0	0	0	0	0
Reggie Garrett	0-0	0-0	0-0	0	0	0	0	0	0
Team				4					
TOTALS	28-65	10-28	12-20	31	15	4	15	22	78

Turnovers: UCLA 20, Arkansas 18. Halftime: UCLA 40, Arkansas 39. Officials: Jim Burr, Ted Valentine, John Cahill. Attendance: 38,540.

1996 CHAMPIONSHIP GAME, April 1 at East Rutherford, NJ

KENTUCKY 76, SYRACUSE 67




1996 Kentucky—Front Row (left to right): Assistant coach Delray Brooks, head coach Rick Pitino, Allen Edwards, Derek Anderson, Jeff Sheppard, Tony Delk, Anthony Epps, Cameron Mills, Wayne Turner, associate coach Jim O'Brien and assistant coach Winston Bennett. Back Row: Equipment manager Bill Keightley, administrative assistant George Barber, Jason Lathrem, Oliver Simmons, Nazr Mohammed, Mark Pope, Walter McCarty, Antoine Walker, Jared Prickett, Ron Mercer, athletic trainer Eddie Jamiel, assistant strength coach Layne Kaufman and strength coach Shaun Brown.

Kentucky	FG-A	3FG-A	FT-A	RB	A	BK	ST	PF	TP
Derek Anderson*	4-8	2-3	1-1	4	1	0	3	2	11
Antoine Walker*	4-12	0-1	3-6	9	4	0	4	2	11
Walter McCarty*	2-6	0-0	0-0	7	3	0	0	3	4
Tony Delk*	8-20	7-12	1-2	7	2	1	2	2	24
Anthony Epps*	0-6	0-3	0-0	4	7	0	0	1	0
Mark Pope	1-6	0-2	2-2	3	2	0	1	3	4
Ron Mercer	8-12	3-4	1-1	2	2	0	1	3	20
Jeff Sheppard	1-2	0-1	0-1	2	0	0	0	3	2
Allen Edwards	0-1	0-1	0-0	0	1	0	0	0	0
Team				2					
TOTALS	28-73	12-27	8-13	40	22	1	11	19	76
Syracuse	FG-A	3FG-A	FT-A	RB	A	BK	ST	PF	TP
Todd Burgan*	7-10	3-5	2-5	8	1	0	1	5	19
John Wallace*	11-19	2-3	5-5	10	1	1	0	5	29
Otis Hill*	3-9	0-0	1-1	10	1	1	0	2	7
Lazarus Sims*	2-5	1-4	1-2	2	7	0	1	2	6
Jason Cipolla*	3-8	0-3	0-0	1	2	0	4	1	6
J.B. Reafsnnyder	0-1	0-0	0-0	4	0	0	0	0	0
Marius Janulis	0-0	0-0	0-0	2	0	0	0	2	0
Elimu Nelson	0-0	0-0	0-0	0	0	0	0	0	0
Team				1					
TOTALS	26-52	6-15	9-13	38	12	2	6	17	67

Turnovers: Kentucky 15, Syracuse 24. Halftime: Kentucky 42, Syracuse 33. Officials: John Clougherty, Scott Thornley, Dave Libbey. Attendance: 19,229.

1997 CHAMPIONSHIP GAME, March 31 at Indianapolis

ARIZONA 84, KENTUCKY 79 (OT)



1997 Arizona—Front Row (left to right): Athletic trainer Ed Orr, senior manager Deron Davenport, assistant coach Phil Johnson, assistant coach Jessie Evans, head coach Lute Olson, assistant coach Jim Rosborough, coordinator of basketball operations Brad Jepson, equipment manager Walter Teike and video coordinator Ryan Hansen. Back Row: Josh Pastner, Mike Bibby, Quynn Tebbs, Jason Lee, Miles Simon, Justin Wessel, A.J. Bramlett, Donnell Harris, Bennett Davison, Eugene Edgersson, Michael Dickerson, Ortege Jenkins, Jason Terry, John Ash and Jason Stewart.


Arizona	FG-A	3FG-A	FT-A	RB	A	BK	ST	PF	TP
Bennett Davison*	3-9	0-0	3-3	7	0	0	0	2	9
Michael Dickerson*	1-8	1-3	2-2	4	0	0	0	0	5
A.J. Bramlett*	1-3	0-0	1-1	6	1	2	1	5	3
Mike Bibby*	5-12	3-5	6-6	9	4	0	3	1	19
Miles Simon*	8-18	0-2	14-17	3	1	0	0	1	30
Jason Terry	2-6	2-3	2-2	2	5	0	3	1	8
Eugene Edgersson	0-0	0-0	2-2	5	0	0	0	2	2
Donnell Harris	2-2	0-0	4-8	7	1	0	0	4	8
Team				2					
TOTALS	22-58	6-13	34-41	45	12	2	7	16	84
Kentucky	FG-A	3FG-A	FT-A	RB	A	BK	ST	PF	TP
Ron Mercer*	5-9	2-4	1-1	9	6	0	1	5	13
Scott Padgett*	5-16	3-12	4-4	1	0	0	2	5	17
Jamaal Magloire*	0-1	0-0	0-0	4	1	2	0	4	0
Wayne Turner*	4-9	0-0	0-1	4	5	1	1	5	8
Anthony Epps*	4-13	3-8	0-0	5	4	0	2	0	11
Allen Edwards	0-0	0-0	0-0	0	0	0	0	0	0
Jared Prickett	1-4	0-0	4-5	5	1	1	2	5	6
Nazr Mohammed	6-11	0-0	0-6	11	0	3	0	3	12
Cameron Mills	5-9	2-6	0-0	1	1	0	1	2	12
Steve Masiello	0-0	0-0	0-0	0	0	0	0	0	0
Team				0					
TOTALS	30-72	10-30	9-17	40	18	7	9	29	79

Turnovers: Arizona 18, Kentucky 16. Halftime: Arizona 33, Kentucky 32. End of regulation: Tied at 74. Officials: Tim Higgins, Ted Valentine, Tom O'Neill. Attendance: 47,028.

1998 CHAMPIONSHIP GAME, March 30 at San Antonio..... KENTUCKY 78, UTAH 69

Kentucky	FG-A	3FG-A	FT-A	RB	A	BK	ST	PF	TP
Allen Edwards*	2-7	0-3	0-0	1	5	0	1	0	4
Scott Padgett*	6-11	1-5	4-4	5	1	0	0	4	17
Nazr Mohammed*	5-9	0-0	0-0	2	0	2	0	4	10
Wayne Turner*	2-5	0-1	2-4	2	4	0	3	0	6
Jeff Sheppard*	7-14	0-2	2-2	4	3	0	2	1	16
Jamaal Magloire	2-3	0-0	3-3	2	1	3	0	4	7
Heshimu Evans	3-4	2-2	2-2	6	0	1	1	1	10
Cameron Mills	2-4	2-4	2-2	0	1	0	0	0	8
Saul Smith	0-0	0-0	0-0	0	0	0	0	0	0
Michael Bradley	0-0	0-0	0-0	1	0	0	0	1	0
Team				1					
TOTALS	29-57	5-17	15-17	24	15	6	7	15	78
Utah	FG-A	3FG-A	FT-A	RB	A	BK	ST	PF	TP
Hanno Mottola*	4-10	1-3	6-6	8	0	0	0	4	15
Alex Jensen*	5-6	1-1	3-3	2	2	0	0	2	14
Michael Doleac*	5-12	1-1	4-6	10	1	2	3	2	15
Andre Miller*	6-15	0-3	4-7	6	5	0	2	5	16
Drew Hansen*	1-6	0-2	0-0	5	1	0	3	2	2
Britton Johnsen	3-4	1-2	0-0	4	0	0	0	0	7
Jordie McTavish	0-0	0-0	0-0	0	2	0	0	1	0
David Jackson	0-1	0-1	0-0	0	1	0	0	2	0
Trace Catton	0-1	0-1	0-0	0	0	0	0	0	0
Team				4					
TOTALS	24-55	4-14	17-22	39	12	2	8	18	69

Turnovers: Kentucky 11, Utah 18. Halftime: Utah 41, Kentucky 31. Officials: Jim Burr, Donnee Gray, Mike Sanzere. Attendance: 40,509.



1998 Kentucky—Front Row (left to right): Assistant coach Mike Sutton, head coach Tubby Smith, Saul Smith, Cameron Mills, Jeff Sheppard, Wayne Turner, Steve Masiello, assistant coach George Felton and assistant coach Shawn Finney. Back Row: Special assistant Leon Smith, administrative assistant Simeon Mars, equipment manager Bill Keightley, Ryan Hogan, Heshimu Evans, Scott Padgett, Nazr Mohammed, Jamaal Magloire, Michael Bradley, Myron Anthony, Allen Edwards, athletic trainer Eddie Jamiel and strength coach Tom Boyd.

1999 CHAMPIONSHIP GAME, March 29 at St. Petersburg, FL..... UCONN 77, DUKE 74

UConn	FG-A	3FG-A	FT-A	RB	A	BK	ST	PF	TP
Kevin Freeman*	3-6	0-0	0-0	8	0	3	0	1	6
Richard Hamilton*	10-22	2-4	5-6	7	3	0	2	1	27
Jake Voskuhl*	1-1	0-0	0-0	3	2	2	0	3	2
Ricky Moore*	6-10	1-1	0-1	8	2	0	1	4	13
Khalid El-Amin*	5-12	0-2	2-4	4	4	0	0	3	12
Souleymane Wane	2-2	0-0	0-0	0	0	0	1	4	4
Albert Mouring	3-4	0-1	0-1	3	0	1	0	1	6
Edmund Saunders	1-3	0-0	2-4	3	0	0	0	3	4
Rashamel Jones	1-1	0-0	1-2	2	0	0	0	0	3
Antric Klaiber	0-0	0-0	0-0	0	0	0	0	0	0
Team				3					
TOTALS	32-61	3-8	10-18	41	11	6	4	20	77
Duke	FG-A	3FG-A	FT-A	RB	A	BK	ST	PF	TP
Chris Carrawell*	3-7	0-2	3-4	4	2	2	1	4	9
Shane Battier*	2-7	1-3	1-2	4	2	0	0	3	6
Elton Brand*	5-8	0-0	5-8	13	0	2	2	3	15
William Avery*	3-12	1-3	4-4	4	5	0	0	4	11
Trajan Langdon*	7-15	5-10	6-7	1	1	0	3	2	25
Nate James	0-0	0-0	0-0	1	0	0	0	0	0
Corey Maggette	3-7	0-1	2-2	0	0	0	0	2	8
Chris Burgess	0-0	0-0	0-0	0	0	0	0	1	0
Team				4					
TOTALS	23-56	7-19	21-27	31	10	4	6	19	74

Turnovers: UConn 16, Duke 12. Halftime: Duke 39, Connecticut 37. Officials: Tim Higgins, Gerald Boudreaux, Scott Thornley. Attendance: 41,340.



1999 UConn—Front Row (left to right): Albert Mouring, Khalid El-Amin, Kevin Freeman, Ricky Moore, head coach Jim Calhoun, Rashamel Jones, Richard Hamilton, E. J. Harrison and Beau Archibald. Back Row: Justin Brown, Ajou Ajou Deng, Jake Voskuhl, assistant coach Tom Moore, associate head coach Dave Leitao, assistant coach Karl Hobbs, athletic trainer Joe Sharpe, Souleymane Wane and Edmund Saunders.

ALL-TIME TEAM CHAMPIONS

2000 CHAMPIONSHIP GAME, April 3 at Indianapolis MICHIGAN ST. 89, FLORIDA 76



2000 Michigan State—Front Row (left to right): A.J. Granger, Brandon Smith, Mateen Cleaves, head coach Tom Izzo, Charlie Bell, Mat Ishbia and Morris Peterson. Middle Row: Assistant coach Brian Gregory, assistant coach Mike Garland, Mike Chappell, Adam Wolfe, Andre Hutson, David Thomas, Jason Richardson, assistant coach Stan Heath and assistant to head coach Dave Owens. Back Row: Athletic trainer Tom Mackowiak, strength and conditioning coach Mike Vorkapich, Aloysius Anagonye, Adam Ballinger, Jason Andreas, Steve Cherry, equipment manager Dave Pruder and manager Mark Armstrong.

Michigan St.	FG-A	3FG-A	FT-A	RB	A	BK	ST	PF	TP
Andre Hutson*	2-4	0-0	2-2	1	3	0	0	4	6
Morris Peterson*	7-14	3-8	4-6	2	5	0	1	3	21
A.J. Granger*	7-11	3-5	2-2	9	1	0	0	2	19
Mateen Cleaves*	7-11	3-4	1-1	2	4	0	0	1	18
Charlie Bell*	3-6	1-2	2-3	8	5	0	2	2	9
Jason Richardson	4-7	0-0	1-2	2	0	0	1	1	9
Aloysius Anagonye	0-0	0-0	0-0	3	0	1	0	4	0
Mike Chappell	2-4	1-3	0-0	1	0	0	1	0	5
Adam Ballinger	1-1	0-0	0-0	0	0	0	0	2	2
David Thomas	0-0	0-0	0-0	1	1	0	0	1	0
Brandon Smith	0-0	0-0	0-0	0	0	0	0	0	0
Steve Cherry	0-0	0-0	0-0	0	0	0	0	0	0
Mat Ishbia	0-1	0-0	0-0	0	0	0	0	0	0
Team				3					


TOTALS	33-59	11-22	12-16	32	19	1	5	20	89
---------------	-------	-------	-------	----	----	---	---	----	----

Florida	FG-A	3FG-A	FT-A	RB	A	BK	ST	PF	TP
Brent Wright*	5-8	0-1	3-5	10	4	0	1	4	13
Mike Miller*	2-5	1-2	5-6	3	2	0	0	0	10
Udonis Haslem*	10-12	0-0	7-7	2	0	1	0	4	27
Teddy Dupay*	0-4	0-2	0-0	0	1	0	0	2	0
Justin Hamilton*	0-1	0-1	0-0	0	0	0	0	1	0
Brett Nelson	4-10	3-6	0-0	4	3	0	2	1	11
Matt Bonner	0-3	0-2	0-0	3	0	0	0	1	0
Kenyan Weaks	1-3	1-1	0-0	1	1	0	2	2	3
Donnell Harvey	3-11	0-0	3-4	6	0	1	0	2	9
Major Parker	1-3	1-3	0-0	0	2	0	0	2	3
Team				1					

TOTALS	26-60	6-18	18-22	30	13	2	5	19	76
---------------	-------	------	-------	----	----	---	---	----	----

Turnovers: Michigan St. 14, Florida 13. Halftime: Michigan St. 43, Florida 32. Officials: James Burr, Gerald Boudreaux, David Hall. Attendance: 43,116.

2001 CHAMPIONSHIP GAME, April 2 at Minneapolis DUKE 82, ARIZONA 72



2001 Duke—Front Row (left to right): Manager Ryan Maschke, manager Lisa Kalich, Andy Borman, Jason Williams, J.D. Simpson, Nate James, Shane Battier, Ryan Caldbeck, Chris Duhon, Andre Buckner, manager Wynter Galindez and administrative intern Anne Wilson. Back Row: Assistant coach Steve Wojciechowski, director of basketball operations Jeff LaMere, administrative assistant Mike Schrage, assistant coach Chris Collins, Mike Dunleavy, Carlos Boozer, Casey Sanders, Nick Horvath, Matt Christensen, Andre Sweet, Dahntay Jones, head trainer Dave Engelhardt, associate head coach Johnny Dawkins and head coach Mike Krzyzewski. Not pictured: Reggie Love.

Duke	FG-A	3FG-A	FT-A	RB	A	BK	ST	PF	TP
Shane Battier*	7-14	1-5	3-6	11	6	2	0	1	18
Mike Dunleavy*	8-17	5-9	0-1	3	0	0	0	3	21
Casey Sanders*	0-1	0-0	0-0	2	1	0	1	1	0
Chris Duhon*	3-5	1-1	2-3	4	6	0	0	2	9
Jason Williams*	5-15	2-11	4-6	3	4	0	3	4	16
Carlos Boozer	5-9	0-0	2-3	12	1	2	0	3	12
Nate James	2-3	0-1	2-3	3	0	1	1	3	6
Team				4					

TOTALS	30-64	9-27	13-22	42	18	5	5	17	82
---------------	-------	------	-------	----	----	---	---	----	----

Arizona	FG-A	3FG-A	FT-A	RB	A	BK	ST	PF	TP
Michael Wright*	5-9	0-0	0-1	11	0	2	1	4	10
Richard Jefferson*	7-13	4-8	1-3	8	3	1	1	2	19
Loren Wood*	8-15	0-1	6-8	11	1	4	1	4	22
Gilbert Arenas*	4-17	0-4	2-3	4	4	0	1	1	10
Jason Gardner*	2-11	0-8	3-4	3	2	0	1	2	7
Justin Wessel	0-0	0-0	0-0	0	0	0	0	0	0
Eugene Edgeron	0-0	0-0	0-0	1	0	0	0	4	0
Luke Walton	2-6	0-1	0-0	3	4	0	0	3	4
Team				4					

TOTALS	28-71	4-22	12-19	45	14	7	5	20	72
---------------	-------	------	-------	----	----	---	---	----	----

Turnovers: Duke 11, Arizona 9. Halftime: Duke 35, Arizona 33. Officials: Scott Thornley, Gerald Boudreaux, Ed Corbett. Attendance: 45,994.

2002 CHAMPIONSHIP GAME, April 1 at Atlanta MARYLAND 64, INDIANA 52

Maryland	FG-A	3FG-A	FT-A	RB	A	BK	ST	PF	TP
Byron Mouton*	1-5	0-0	2-2	4	1	1	2	2	4
Chris Wilcox*	4-8	0-0	2-4	7	0	1	1	3	10
Lonny Baxter*	6-15	0-0	3-8	14	0	3	1	1	15
Juan Dixon*	6-9	2-4	4-4	5	3	0	5	1	18
Steve Blake*	2-6	0-3	2-2	6	3	0	2	2	6
Drew Nicholas	1-2	0-1	5-6	3	0	0	1	0	7
Ryan Randle	1-1	0-0	0-0	0	0	0	0	1	2
Tahj Holden	0-2	0-1	2-2	3	4	1	0	3	2
Team				0					
TOTALS	21-48	2-9	20-28	42	11	6	12	13	64
Indiana	FG-A	3FG-A	FT-A	RB	A	BK	ST	PF	TP
Jared Jeffries*	4-11	0-1	0-1	7	3	1	1	4	8
Kyle Hornsby*	5-12	4-8	0-1	5	0	0	2	4	14
Jarrad Odle*	0-4	0-0	0-3	4	1	0	1	2	0
Tom Coverdale*	3-11	2-7	0-0	4	2	0	2	2	8
Dane Fife*	4-9	3-6	0-0	5	1	0	2	3	11
A.J. Moye	1-1	0-0	0-0	0	0	0	1	1	2
George Leach	0-0	0-0	0-0	0	0	1	0	0	0
Donald Perry	1-3	1-1	0-0	1	0	0	0	1	3
Jeff Newton	2-7	0-0	2-2	5	2	1	1	3	6
Team				0					
TOTALS	20-58	10-23	2-7	31	9	3	10	20	52

Turnovers: Maryland 16, Indiana 16. Halftime: Maryland 31, Indiana 25. Officials: Jim Burr, Richard Cartmell, Tony Greene. Attendance: 53,406.




2002 Maryland—(left to right): Athletic trainer J.J. Bush, Andre Collins, assistant coach Matt Kovarik, Earl Badu, assistant coach Jimmy Patsos, Steve Blake, Tahj Holden, Juan Dixon (with trophy), Chris Wilcox, head coach Gary Williams, Lonny Baxter, Byron Mouton, Drew Nicholas, Ryan Randle, Calvin McCall, assistant coach Dave Dickerson, Mike Grinnon, strength coach Kurtis Shultz and director of operations Troy Wainwright.

2003 CHAMPIONSHIP GAME, April 7 at New Orleans SYRACUSE 81, KANSAS 78

Syracuse	FG-A	3FG-A	FT-A	RB	A	BK	ST	PF	TP
Hakim Warrick*	2-4	0-0	2-4	2	1	2	0	3	6
Carmelo Anthony*	7-16	3-5	3-4	10	7	0	1	2	20
Craig Forth*	3-4	0-0	0-1	3	0	3	1	5	6
Gerry McNamara*	6-13	6-10	0-0	0	1	0	1	2	18
Kueth Duany*	4-6	2-3	1-2	4	0	0	1	3	11
Josh Pace	4-9	0-0	0-0	8	2	0	3	2	8
Billy Edelin	4-10	0-0	4-6	2	2	0	3	1	12
Jeremy McNeil	0-1	0-0	0-0	5	0	2	0	4	0
Team				2					
TOTALS	30-63	11-18	10-17	36	13	7	10	22	81
Kansas	FG-A	3FG-A	FT-A	RB	A	BK	ST	PF	TP
Nick Collison*	8-14	0-0	3-10	21	3	3	3	5	19
Keith Langford*	7-9	0-1	5-10	2	0	0	1	5	19
Jeff Graves*	7-13	0-0	2-7	16	3	0	1	2	16
Kirk Hinrich*	6-20	3-12	1-1	2	4	1	1	1	16
Aaron Miles*	1-5	0-2	0-0	6	7	0	1	1	2
Michael Lee	2-8	1-5	0-0	1	1	0	2	1	5
Bryant Nash	0-2	0-0	1-2	1	0	0	0	1	1
Team				3					
TOTALS	31-71	4-20	12-30	52	18	4	9	16	78

Turnovers: Syracuse 17, Kansas 18. Halftime: Syracuse 53, Kansas 42. Officials: Gerald Boudreaux, Reginald Cofer, Richard Cartmell. Attendance: 54,524.



2003 Syracuse—Front Row (left to right): Josh Brooks, Tyrone Albright, Josh Pace, Ronneil Herron, Kueth Duany, Gerry McNamara, Gary Hall and Billy Edelin. Second Row: Administrative assistant Clay McKnight, assistant coach Troy Weaver, assistant coach Mike Hopkins, Carmelo Anthony, Jeremy McNeil, Craig Forth, Matt Gorman, Hakim Warrick, Andrew Kouwe, associate head coach Bernie Fine, head coach Jim Boeheim and assistant video coordinator Todd Blumen. Back Row: Student manager Jonathan Sandgarten, student manager Chris Console, associate athletic trainer Brad Pike and assistant strength and conditioning coach Todd Forcier.

2004 CHAMPIONSHIP GAME, April 5 at San Antonio UCONN 82, GEORGIA TECH 73


UConn	FG-A	3FG-A	FT-A	RB	A	BK	ST	PF	TP
Josh Boone*	4-6	0-0	1-4	6	1	0	0	2	9
Rashad Anderson*	5-10	2-7	6-8	6	1	0	2	1	18
Emeka Okafor*	10-17	0-0	4-8	15	1	2	1	3	24
Ben Gordon*	5-17	3-8	8-9	2	2	0	2	4	21
Taliek Brown*	2-6	0-0	5-8	6	4	0	0	3	9
Charlie Villanueva	0-0	0-0	0-0	1	1	0	0	1	0
Hilton Armstrong	0-1	0-0	1-2	6	0	0	0	1	1
Shamon Tooles	0-0	0-0	0-0	0	0	0	0	0	0
Denham Brown	0-4	0-2	0-0	6	0	0	0	3	0
Team				2					
TOTALS	26-61	5-17	25-39	50	10	2	5	18	82
Georgia Tech	FG-A	3FG-A	FT-A	RB	A	BK	ST	PF	TP
Marvin Lewis*	3-9	0-5	0-0	1	1	0	1	3	6
Anthony McHenry*	1-3	1-1	0-0	4	0	1	0	4	3
Luke Schenscher*	4-7	0-0	1-2	11	0	0	0	2	9
B.J. Elder*	4-15	3-8	3-4	4	0	0	0	4	14
Jarrett Jack*	1-8	0-1	5-6	4	3	0	4	3	7
Ism'il Muhammad	5-12	0-0	0-0	5	0	0	2	3	10
Will Bynum	6-11	3-6	2-6	2	5	0	1	4	17
Robert Brooks	0-0	0-0	0-0	0	0	0	0	0	0
Clarence Moore	3-5	0-1	1-3	10	0	0	0	2	7
Theodis Tarver	0-1	0-0	0-0	2	0	0	2	1	0
Team				0					
TOTALS	27-71	7-22	12-21	43	9	1	10	26	73

Turnovers: UConn 16, Georgia Tech 14. Halftime: UConn 41, Georgia Tech 26. Officials: Richard Cartmell, Verne Harris, Randy McCall. Attendance: 44,468.



2004 UConn—Front Row (left to right): Justin Evanovich, Denham Brown, Ben Gordon, Shamon Tooles, head coach Jim Calhoun, Taliek Brown, Marcus Williams, Rashad Anderson and Ryan Swaller. Back Row: Athletic trainer Jason Miller, assistant coach Tom Moore, director of basketball operations Andre LaFleur, Ryan Thompson, Ed Nelson, Josh Boone, Charlie Villanueva, Emeka Okafor, Hilton Armstrong, Marcus White, Jason Baisch, assistant coach Clyde Vaughan and assistant coach George Blaney.

2005 CHAMPIONSHIP GAME, April 4 at St. Louis NORTH CAROLINA 75, ILLINOIS 70



2005 North Carolina—Front Row (left to right): Strength and conditioning coordinator Jonas Sahrtian, administrative assistant Jerod Haase, assistant coach Steve Robinson, assistant coach Joe Holladay, Raymond Felton, Jackie Manuel, Jawad Williams, Melvin Scott, C.J. Hooker, Rashad McCants, head coach Roy Williams, assistant coach C.B. McGrath, head athletic trainer/physical therapist Marc Davis and video assistant Eric Hoots. Back Row: Manager Russ Lauten, manager Kathryn Howlett, manager Zane Hendrix, Wes Miller, Charlie Everett, Reyshawn Terry, Byron Sanders, Damion Grant, Sean May, Marvin Williams, David Noel, Quentin Thomas, manager Preston Puckett, manager Bradley Vanhoy and head manager David Hoots.

North Carolina	FG-A	3FG-A	FT-A	RB	A	BK	ST	PF	TP
Jawad Williams*	3-6	3-4	0-0	5	0	1	1	1	9
Rashad McCants*	6-15	2-5	0-0	2	1	0	1	0	14
Sean May*	10-11	0-0	6-8	10	2	1	0	1	26
Raymond Felton*	4-9	4-5	5-6	3	7	0	2	4	17
Jackie Manuel*	0-1	0-0	0-2	3	2	0	0	4	0
Melvin Scott	0-2	0-1	0-0	2	0	0	0	0	0
Reyshawn Terry	0-0	0-0	0-0	0	0	0	0	0	0
Quentin Thomas	0-0	0-0	0-0	1	0	0	0	1	0
Marvin Williams	4-8	0-1	0-1	5	0	0	0	2	8
David Noel	0-0	0-0	1-2	3	0	0	0	0	1
Team				0					
TOTALS	27-52	9-16	12-19	34	12	2	4	13	75
Illinois	FG-A	3FG-A	FT-A	RB	A	BK	ST	PF	TP
James Augustine*	0-3	0-0	0-0	2	0	0	0	5	0
Roger Powell Jr.*	4-10	1-2	0-0	14	1	0	1	2	9
Luther Head*	8-21	5-16	0-0	5	3	1	2	1	21
Deron Williams*	7-16	3-10	0-2	4	7	0	1	4	17
Dee Brown*	4-10	2-8	2-2	4	7	0	3	1	12
Richard McBride	0-0	0-0	0-0	0	0	0	0	0	0
Warren Carter	0-1	0-1	0-0	1	0	0	1	1	0
Nick Smith	0-0	0-0	0-0	0	0	0	0	0	0
Jack Ingram	4-9	1-3	2-2	7	0	0	0	4	11
Team				2					
TOTALS	27-70	12-40	4-6	39	18	1	8	18	70

Turnovers: North Carolina 10, Illinois 8. Halftime: North Carolina 40, Illinois 27. Officials: Ed Corbett, John Cahill, Verne Harris. Attendance: 47,262.

2006 CHAMPIONSHIP GAME, April 3 at Indianapolis FLORIDA 73, UCLA 57



2006 Florida—Front Row (left to right): Managers Drew Feigum, Eric Blinder, Ryan Winters, Mike Weinar, Kyle Gilreath, Joey Koontz, Ryan King and Jarrett Schweim. Middle Row: Lee Humphrey, David Huertas, Garrett Tyler, head coach Billy Donovan, Walter Hodge, Taurean Green and Brett Swanson. Back Row: Assistant coach Larry Shyatt, assistant to the head coach Darren Hertz, assistant coach Donnie Jones, associate head coach Anthony Grant, Corey Brewer, Jimmie Sutton, Al Horford, Joakim Noah, Adrian Moss, Chris Richard, Jack Berry, athletic trainer Dave Werner, strength and conditioning coordinator Matt Herring, video coordinator Adam Beaupre and head manager Matt McCall.

Florida	FG-A	3FG-A	FT-A	RB	A	BK	ST	PF	TP
Corey Brewer*	4-12	2-3	1-3	7	4	1	3	3	11
Joakim Noah*	7-9	0-0	2-2	9	3	6	1	2	16
Al Horford*	5-8	0-0	4-5	7	3	2	0	2	14
Taurean Green*	1-9	0-7	0-1	4	8	0	1	1	2
Lee Humphrey*	4-8	4-8	3-3	1	2	0	0	1	15
Adrian Moss	3-6	0-0	3-4	6	0	0	0	0	9
Walter Hodge	0-3	0-1	0-0	1	1	0	2	1	0
Chris Richard	2-3	0-0	2-2	0	0	1	0	3	6
Team				0					
TOTALS	26-58	6-19	15-20	35	21	10	7	13	73
UCLA	FG-A	3FG-A	FT-A	RB	A	BK	ST	PF	TP
Cedric Bozeman*	2-3	0-0	5-6	3	3	0	0	2	9
Luc Richard									
Mbah A Moute*	3-9	0-2	0-0	10	1	0	0	4	6
Ryan Hollins*	4-10	0-0	2-2	10	0	1	0	2	10
Jordan Farmar*	8-21	1-8	1-2	2	4	0	2	2	18
Arron Afflalo*	3-10	2-7	2-2	2	1	0	1	2	10
Darren Collison	0-3	0-0	0-0	3	1	0	0	3	0
Alfred Aboya	1-1	0-0	0-2	3	1	0	0	2	2
Lorenzo Mata	1-4	0-0	0-0	5	0	0	0	3	2
Michael Roll	0-0	0-0	0-0	0	0	0	0	2	0
Team				2					
TOTALS	22-61	3-17	10-14	40	11	1	3	22	57

Turnovers: Florida 6, UCLA 12. Halftime: Florida 36, UCLA 25. Officials: Jim Burr, John Cahill, Tony Greene. Attendance: 43,168.

2007 CHAMPIONSHIP GAME, April 2 at Atlanta FLORIDA 84, OHIO ST. 75

Florida	FG-A	3FG-A	FT-A	RB	A	BK	ST	PF	TP
Corey Brewer*	4-12	3-8	2-2	8	1	1	3	2	13
Joakim Noah*	1-3	0-0	6-6	3	0	0	1	4	8
Al Horford*	6-15	0-0	6-8	12	3	2	0	3	18
Taurean Green*	4-6	3-3	5-5	3	6	0	0	0	16
Lee Humphrey*	5-8	4-7	0-0	1	1	0	0	1	14
Walter Hodge	2-2	0-0	1-1	1	0	0	1	1	5
Chris Richard	3-5	0-0	2-3	8	0	0	0	5	8
Marreese Speights	1-2	0-0	0-0	2	0	0	0	3	2
Team				0					
TOTALS	26-53	10-18	22-25	38	11	3	5	19	84
Ohio St.	FG-A	3FG-A	FT-A	RB	A	BK	ST	PF	TP
Ivan Harris*	2-8	2-8	1-2	5	0	0	1	2	7
Greg Oden*	10-15	0-0	5-8	12	1	4	1	4	25
Mike Conley Jr.*	7-13	1-3	5-6	3	6	0	4	3	20
Ron Lewis*	6-13	0-4	0-1	3	0	0	1	3	12
Jamar Butler*	1-7	1-6	0-0	2	1	0	2	3	3
David Lighty	2-3	0-1	0-0	0	1	0	1	1	4
Daequan Cook	1-2	0-1	0-0	0	1	0	1	1	2
Matt Terwilliger	1-1	0-0	0-0	0	0	0	0	1	2
Othello Hunter	0-2	0-0	0-0	2	0	0	0	2	0
Team				1					
TOTALS	30-64	4-23	11-17	28	10	4	11	20	75

Turnovers: Ohio St. 7, Florida 15. Halftime: Florida 40, Ohio St. 29. Officials: Karl Hess, Edward Corbett, Tony Greene. Attendance: 51,458.



2007 Florida—Front Row (left to right): Managers Joey Koontz, Ryan King, Kyle Gilreath, Lance Schueman, Mike Weiner, Ryan Winters and Adam Glessner. Middle Row: Strength and conditioning coordinator Matt Herring, director of basketball operations Matt McCall, associate head coach Donnie Jones, assistant coach Larry Shyatt, Brandon Powell, Lee Humphrey, Walter Hodge, head coach Billy Donovan, Taurean Green, Brett Swanson, Jack Berry, assistant coach Lewis Preston, athletic trainer Dave “Duke” Werner, video coordinator Adam Beaupre and assistant to the head coach Darren Hertz. Back Row: Jonathan Mitchell, Corey Brewer, Chris Richard, Al Horford, Joakim Noah, Marreese Speights, Dan Werner and Garrett Tyler.

2008 CHAMPIONSHIP GAME, April 7 at San Antonio KANSAS 75, MEMPHIS 68 (OT)

Kansas	FG-A	3FG-A	FT-A	RB	A	BK	ST	PF	TP
Darrell Arthur*	9-13	0-0	2-2	10	1	0	1	3	20
Darnell Jackson*	3-4	0-0	2-2	8	1	0	1	1	8
Russell Robinson*	1-1	0-0	0-0	4	1	0	1	3	2
Mario Chalmers*	5-13	2-6	6-6	3	3	0	4	3	18
Brandon Rush*	5-9	0-2	2-3	6	2	1	1	3	12
Sherron Collins	4-10	1-4	2-2	4	6	0	3	3	11
Sasha Kaun	2-5	0-0	0-0	2	0	0	0	2	4
Cole Aldrich	0-0	0-0	0-0	0	0	0	0	0	0
Team				2					
TOTALS	29-55	3-12	14-15	39	14	1	11	18	75
Memphis	FG-A	3FG-A	FT-A	RB	A	BK	ST	PF	TP
Robert Dozier*	4-11	1-2	2-3	10	3	1	1	2	11
Joey Dorsey*	3-3	0-0	0-0	2	1	2	1	5	6
Antonio Anderson*	3-9	2-7	1-3	5	1	0	4	3	9
Chris Douglas-Roberts*	7-16	2-5	6-9	1	1	0	1	4	22
Derrick Rose*	7-17	1-6	3-4	6	8	0	2	1	18
Shawn Taggart	1-5	0-1	0-0	3	0	0	1	2	2
Willie Kemp	0-0	0-0	0-0	0	0	0	1	0	0
Pierre Niles	0-0	0-0	0-0	0	0	0	0	0	0
Doneal Mack	0-1	0-1	0-0	0	0	0	0	0	0
Team				1					
TOTALS	25-62	6-22	12-19	28	14	3	11	17	68


Turnovers: Kansas 17, Memphis 13. Halftime: Kansas 33, Memphis 28. End of regulation: Tied at 63. Officials: Ed Hightower, Edward Corbett, John Cahill. Attendance: 43,257.



2008 Kansas—Front Row (left to right): Head manager Taylor High, athletic trainer Bill Cowgill, director of basketball operations Ronnie Chalmers, assistant coach Joe Dooley, Darnell Jackson, Russell Robinson, head coach Bill Self, Jeremy Case, Rodrick Stewart, assistant coach Danny Manning, assistant coach Kurtis Townsend, video coordinator Brett Ballard, associate director of strength and conditioning Andrea Hudy and graduate assistant coach Michael Lee. Back Row: Brennan Bechard, Sherron Collins, Chase Buford, Brady Morningstar, Brandon Rush, Cole Aldrich, Sasha Kaun, Darrell Arthur, Matt Kleinmann, Conner Teahan, Mario Chalmers, Tyrel Reed and Brad Witherspoon.

ALL-TIME TEAM CHAMPIONS

2009 CHAMPIONSHIP GAME, April 6 at Detroit NORTH CAROLINA 89, MICHIGAN ST. 72



2009 North Carolina—Front Row (left to right): Video coordinator Eric Hoots, head athletic trainer Chris Hirth, assistant coach C.B. McGrath, head coach Roy Williams, J.B. Tanner, Ty Lawson, Danny Green, Bobby Frasier, Marcus Ginyard, Wayne Ellington, Marc Campbell, assistant coach Joe Holladay, assistant coach Steve Robinson, director of operations Jerod Haase and strength and conditioning coordinator Jonas Sahratian. Back Row: Manager Molly Brenner, manager Ryan Riedel, head manager Brandon Rhodes, Patrick Moody, Will Graves, Deon Thompson, Tyler Hansbrough, Tyler Zeller, Ed Davis, Mike Copeland, Jack Wooten, Justin Watts, Larry Drew II, manager Bobby Cooper, manager Zach Lagod and manager Sean Stout.

North Carolina	FG-A	3FG-A	FT-A	RB	A	BK	ST	PF	TP
Deon Thompson*	3-8	0-0	3-4	3	0	0	0	4	9
Tyler Hansbrough*	6-14	0-2	6-10	7	2	0	0	3	18
Ty Lawson*	3-10	0-3	15-18	4	6	0	8	0	21
Danny Green*	2-4	2-3	0-0	3	4	0	1	5	6
Wayne Ellington*	7-12	3-3	2-2	4	0	0	0	2	19
Marc Campbell	0-1	0-0	0-0	1	0	0	0	0	0
Bobby Frasier	1-2	0-1	0-0	1	1	0	0	3	2
Larry Drew II	0-1	0-0	0-0	0	0	0	0	0	0
J.B. Tanner	0-0	0-0	0-0	0	0	0	0	0	0
Justin Watts	1-2	0-0	0-0	1	0	0	0	0	2
Ed Davis	5-7	0-0	1-4	8	0	0	0	4	11
Patrick Moody	0-0	0-0	0-0	0	0	0	0	0	0
Mike Copeland	0-0	0-0	0-0	0	0	0	0	0	0
Tyler Zeller	0-0	0-0	1-2	1	0	0	0	1	1
Team				2					
TOTALS	28-61	5-12	28-40	35	13	0	9	22	89
Michigan St.	FG-A	3FG-A	FT-A	RB	A	BK	ST	PF	TP
Raymar Morgan*	1-2	0-0	2-2	1	0	0	0	5	4
Delvon Roe*	1-1	0-0	0-1	8	0	1	0	3	2
Goran Suton*	7-10	3-4	0-0	11	0	2	0	3	17
Kalin Lucas*	4-12	0-1	6-8	0	7	0	0	2	14
Travis Walton*	0-2	0-0	2-2	1	3	0	0	3	2
Idong Ibok	0-0	0-0	0-0	1	0	0	0	0	0
Chris Allen	0-8	0-7	3-5	1	1	0	0	2	3
Austin Thornton	0-1	0-0	2-2	3	0	0	0	1	2
Durrell Summers	4-10	2-6	3-4	5	2	1	0	1	13
Isaiah Dahlman	1-1	0-0	0-0	1	0	0	0	0	2
Draymond Green	2-2	0-0	3-5	7	0	0	1	3	7
Jon Crandell	0-0	0-0	0-0	0	0	0	0	0	0
Korie Lucious	2-5	2-5	0-0	0	0	0	0	3	6
Tom Herzog	0-0	0-0	0-0	0	0	1	0	0	0
Marquise Gray	0-1	0-0	0-0	1	0	0	0	2	0
Team				2					
TOTALS	22-55	7-23	21-29	42	13	5	1	28	72

Turnovers: Michigan St. 21, North Carolina 7. Halftime: North Carolina 55, Michigan St. 34. Officials: Tom O'Neill, Curtis Shaw, Tony Greene. Attendance: 72,922.

2010 CHAMPIONSHIP GAME, April 5 at Indianapolis DUKE 61, BUTLER 59



2010 Duke—Front Row (left to right): Seth Curry, Casey Peters, Nolan Smith, Jordan Davidson, Jon Scheyer, Lance Thomas, Steve Johnson, Todd Zafirovski and Andre Dawkins. Back Row: Director of basketball operations Chris Spatola, associate head coach Steve Wojciechowski, assistant head coach Nate James, Kyle Singler, Mason Plumlee, Brian Zoubek, Miles Plumlee, Ryan Kelly, graduate assistant/head team manager Chris Carrawell, associate head coach Chris Collins and head coach Mike Krzyzewski.

Duke	FG-A	3FG-A	FT-A	RB	A	BK	ST	PF	TP
Kyle Singler*	7-13	3-6	2-2	9	2	2	1	1	19
Lance Thomas*	3-5	0-0	0-0	4	0	0	2	4	6
Brian Zoubek*	3-4	0-0	2-4	10	1	2	0	4	8
Nolan Smith*	5-15	1-5	2-5	3	4	0	0	0	13
Jon Scheyer*	5-12	1-5	4-5	6	5	2	1	3	15
Mason Plumlee	0-0	0-0	0-0	1	0	0	0	0	0
Andre Dawkins	0-1	0-1	0-0	0	0	0	0	0	0
Miles Plumlee	0-2	0-0	0-0	3	0	1	1	2	0
Team				1					
TOTALS	23-52	5-17	10-16	37	12	7	5	14	61
Butler	FG-A	3FG-A	FT-A	RB	A	BK	ST	PF	TP
Gordon Hayward*	2-11	0-3	8-8	8	1	0	1	1	12
Willie Veasley*	1-9	0-5	0-0	3	3	0	0	2	2
Matt Howard*	3-8	0-0	5-8	4	0	0	0	4	11
Shelvin Mack*	5-14	2-4	0-0	5	2	0	2	1	12
Ronald Nored*	3-8	1-2	0-0	6	1	0	1	3	7
Shawn Vanzant	1-1	0-0	0-0	1	0	0	0	2	2
Zach Hahn	1-1	1-1	0-0	1	0	0	0	1	3
Avery Jukes	4-6	2-3	0-2	4	0	0	0	4	10
Andrew Smith	0-0	0-0	0-0	0	0	0	0	0	0
Team				3					
TOTALS	20-58	6-18	13-18	35	7	0	4	18	59

Turnovers: Duke 12, Butler 8. Halftime: Duke 33, Butler 32. Officials: John Cahill, Tom Eades, Ted Valentine. Attendance: 70,930.

2011 CHAMPIONSHIP GAME, April 4 at Houston UCONN 53, BUTLER 41

Butler	FG-A	3FG-A	FT-A	RB	A	BK	ST	PF	TP
Matt Howard*	1-13	1-6	4-4	6	0	0	1	2	7
Andrew Smith*	2-9	0-0	1-2	9	1	1	1	3	5
Shelvin Mack*	4-15	4-11	1-2	9	1	1	0	1	13
Shawn Vanzant*	2-10	1-5	0-0	8	2	0	3	1	5
Chase Stigall*	3-11	3-9	0-0	2	1	0	1	1	9
Zach Hahn	0-2	0-1	0-0	0	0	0	0	2	0
Ronald Nored	0-2	0-1	2-4	4	0	0	2	4	2
Chrishawn Hopkins	0-0	0-0	0-0	0	0	0	0	1	0
Khyle Marshall	0-2	0-0	0-2	2	0	0	0	2	0
Garrett Butcher	0-0	0-0	0-0	0	0	0	0	0	0
Team				1					

TOTALS	12-64	9-33	8-14	41	5	2	8	17	41
---------------	--------------	-------------	-------------	-----------	----------	----------	----------	-----------	-----------

UConn	FG-A	3FG-A	FT-A	RB	A	BK	ST	PF	TP
Tyler Olander*	1-3	0-0	0-0	3	1	0	0	1	2
Roscoe Smith*	0-2	0-1	0-0	4	0	4	0	4	0
Alex Oriakhi*	5-6	0-0	1-1	11	0	4	0	2	11
Jeremy Lamb*	4-8	1-2	3-4	7	2	1	1	2	12
Kemba Walker*	5-19	0-4	6-7	9	0	0	1	2	16
Donnell Beverly	1-2	0-0	0-0	0	1	0	0	0	2
Jamal Coombs-McDaniel	0-3	0-1	0-0	2	0	0	0	0	0
Niels Giffey	1-3	0-1	2-2	6	0	0	0	1	4
Shabazz Napier	1-6	0-2	2-2	4	2	0	2	1	4
Charles Okwandu	1-3	0-0	0-0	5	0	1	0	2	2
Team				2					

TOTALS	19-55	1-11	14-16	53	6	10	4	15	53
---------------	--------------	-------------	--------------	-----------	----------	-----------	----------	-----------	-----------

Turnovers: UConn 11, Butler 6. Halftime: Butler 22, UConn 19. Officials: John Cahill, Verne Harris, Doug Shows. Attendance: 70,376.



2011 UConn—Front Row (left to right): Jamal Coombs-McDaniel, Niels Giffey, Jeremy Lamb, Kemba Walker, head coach Jim Calhoun, Donnell Beverly, Shabazz Napier, Kyle Bailey and Benjamin Stewart. Back Row: Head manager Jordan Rich, athletic trainer James Doran, graduate assistant Ben Wood, director of administration Glen Miller, Alex Oriakhi, Michael Bradley, Enosch Wolf, Charles Okwandu, Tyler Olander, Roscoe Smith, associate head coach George Blaney, assistant coach Andre LaFleur, assistant coach Kevin Ollie and strength coach Chris West.

2012 CHAMPIONSHIP GAME, April 2 at New Orleans KENTUCKY 67, KANSAS 59

Kansas	FG-A	3FG-A	FT-A	RB	A	BK	ST	PF	TP
Thomas Robinson*	6-17	0-0	6-7	17	1	0	0	2	18
Jeff Withey*	2-8	0-0	1-1	7	1	4	2	2	5
Tyshawn Taylor*	8-17	1-1	2-3	4	3	0	1	1	19
Elijah Johnson*	5-13	3-7	0-0	2	2	0	1	1	13
Travis Releford*	1-6	1-2	1-2	1	1	0	1	5	4
Conner Teahan	0-1	0-1	0-0	0	1	0	1	1	0
Justin Wesley	0-0	0-0	0-0	0	0	0	0	0	0
Kevin Young	0-0	0-0	0-2	3	0	1	0	4	0
Team				1					

TOTALS	22-62	5-11	10-15	35	9	5	6	16	59
---------------	--------------	-------------	--------------	-----------	----------	----------	----------	-----------	-----------

Kentucky	FG-A	3FG-A	FT-A	RB	A	BK	ST	PF	TP
Terrence Jones*	4-7	0-1	1-2	7	0	2	1	4	9
Anthony Davis*	1-10	0-0	4-6	16	5	6	3	2	6
Michael Kidd-Gilchrist*	4-7	0-1	3-4	6	1	1	0	2	11
Doron Lamb*	7-12	3-6	5-6	2	3	0	0	2	22
Marquis Teague*	5-14	2-3	2-3	2	3	0	0	2	14
Darius Miller	2-5	1-2	0-0	6	0	2	0	2	5
Eloy Vargas	0-0	0-0	0-0	0	0	0	0	1	0
Kyle Wiltjer	0-1	0-1	0-0	0	0	0	0	0	0
Team				4					

TOTALS	23-56	6-14	15-21	43	12	11	4	15	67
---------------	--------------	-------------	--------------	-----------	-----------	-----------	----------	-----------	-----------

Turnovers: Kentucky 11, Kansas 9. Halftime: Kentucky 41, Kansas 27. Officials: Verne Harris, Mark Whitehead, Mike Stuart. Attendance: 70,913.



2012 Kentucky—Front Row (left to right): Assistant coach Kenny Payne, assistant coach Orlando Antigua, Brian Long, Sam Malone, Doron Lamb, Marquis Teague, Ryan Harrow, Jarrod Polson, head coach John Calipari and assistant coach John Robic. Back Row: Jon Hood, Michael Kidd-Gilchrist, Terrence Jones, Kyle Wiltjer, Anthony Davis, Eloy Vargas, Darius Miller and Twany Beckham.

2013 CHAMPIONSHIP GAME, April 8 at Atlanta LOUISVILLE 82, MICHIGAN 76

Michigan	FG-A	3FG-A	FT-A	RB	A	BK	ST	PF	TP
Glenn Robinson III*	3-4	0-1	6-8	2	2	0	0	1	12
Mitch McGary*	3-6	0-0	0-0	6	1	1	1	4	6
Trey Burke*	7-11	3-5	7-9	4	3	1	0	4	24
Tim Hardaway Jr.*	5-13	0-4	2-4	5	4	0	0	0	12
Nik Stauskas*	1-2	1-2	0-0	2	2	0	1	3	3
Spike Albrecht	6-9	4-5	1-2	1	0	0	0	1	17
Jon Horford	0-0	0-0	0-0	2	0	0	0	1	0
Caris LeVert	0-1	0-1	0-0	3	0	0	1	1	0
Jordan Morgan	0-2	0-0	2-2	1	0	0	0	0	2
Team				1					

TOTALS	25-48	8-18	18-25	27	12	2	3	15	76
---------------	--------------	-------------	--------------	-----------	-----------	----------	----------	-----------	-----------

Louisville	FG-A	3FG-A	FT-A	RB	A	BK	ST	PF	TP
Wayne Blackshear*	3-5	2-3	0-0	1	1	0	1	3	8
Chane Behanan*	6-12	0-0	3-4	12	1	0	1	2	15
Gorgui Dieng*	4-6	0-0	0-0	8	6	3	1	4	8
Russ Smith*	3-16	1-6	2-3	1	2	0	0	4	9
Peyton Siva*	6-15	0-2	6-6	6	5	0	4	3	18
Luke Hancock	5-6	5-5	7-10	1	3	0	2	4	22
Tim Henderson	0-0	0-0	0-0	0	0	0	0	1	0
Montrezl Harrell	1-1	0-0	0-0	0	0	0	0	1	2
Stephan Van Treese	0-0	0-0	0-0	2	0	0	0	0	0
Team				1					

TOTALS	28-61	8-16	18-23	32	18	3	9	22	82
---------------	--------------	-------------	--------------	-----------	-----------	----------	----------	-----------	-----------

Turnovers: Michigan 12, Louisville 9. Halftime: Michigan 38, Louisville 37. Officials: John Cahill, Tony Greene, John Higgins. Attendance: 74,326.



2013 Louisville—Front Row (left to right): Director of basketball operations Andre McGee, assistant coach Wyking Jones, Tim Henderson, Wayne Blackshear, Luke Hancock, head coach Rick Pitino, Peyton Siva, Russ Smith, Kevin Ware, assistant coach Kevin Keatts and assistant coach Kareem Richardson. Middle Row: Logan Baumann, Chane Behanan, Montrezl Harrell, Mangok Mathiang, Gorgui Dieng, Zach Price, Stephan Van Treese, Angel Nunez, Michael Baffour and Jordan Bond. Back Row: Student asst. coach Mike Marra, equipment manager Vinny Tatum, team physician Dr. John Ellis, director of sports medicine Fred Hina, team physician Dr. Chris Pitcock, program assistant Tim Gray, assistant video coordinator William Minardi, strength and conditioning coach Ray Ganong, director of academic services Anthony Wright, director of video operations Doug Davenport and executive assistant Jordan Sucher.

ALL-TIME TEAM CHAMPIONS

2014 CHAMPIONSHIP GAME, April 7 at North Texas..... UCONN 60, KENTUCKY 54

Kentucky	FG-A	3FG-A	FT-A	RB	A	BK	ST	PF	TP
James Young*	5-13	2-5	8-9	7	0	0	0	0	20
Julius Randle*	3-7	0-0	4-7	6	4	1	0	0	10
Dakari Johnson*	2-5	0-0	1-4	4	2	2	1	1	5
Aaron Harrison*	3-7	1-5	0-1	4	0	1	2	2	7
Andrew Harrison*	3-9	2-4	0-0	5	5	1	3	2	8
Marcus Lee	0-0	0-0	0-0	0	0	0	0	1	0
Alex Poythress	2-5	0-2	0-1	5	0	0	0	4	4
Dominique Hawkins	0-0	0-0	0-2	1	0	0	0	0	0
Team				1					
TOTALS	18-46	5-16	13-24	33	11	5	6	10	54

UConn	FG-A	3FG-A	FT-A	RB	A	BK	ST	PF	TP
Phillip Nolan*	0-3	0-0	0-0	1	0	0	1	4	0
DeAndre Daniels*	4-14	0-4	0-0	6	0	2	0	3	8
Niels Giffey*	3-7	2-4	2-2	5	0	1	0	2	10
Ryan Boatright*	5-6	0-1	4-4	4	3	0	3	2	14
Shabazz Napier*	8-16	4-9	2-2	6	3	0	3	1	22
Terrence Samuel	1-1	0-0	0-0	1	0	0	1	0	2
Lasan Kromah	1-4	0-1	2-2	6	2	0	1	1	4
Amida Brimah	0-2	0-0	0-0	4	0	1	0	4	0
Team				1					
TOTALS	22-53	6-19	10-10	34	8	4	9	17	60

Turnovers: Kentucky 13, UConn 10. Halftime: UConn 35, Kentucky 31. Officials: Verne Harris; Joe DeRosa; Doug Shows. Attendance: 79,238.



2014 UConn—Front Row (left-right): Lasan Kromah, DeAndre Daniels, Omar Calhoun, Ryan Boatright, Head Coach Kevin Ollie, Shabazz Napier, Niels Giffey, Rodney Purvis, Terrence Samuel. Back row (left-right): Head manager Nick Blanco, Graduate Assistant Dave Sevush, Athletic Trainer James Doran, Assistant Coach Karl Hobbs, Patrick Lenehan, Kentan Facey, Tyler Olander, Amida Brimah, Phillip Nolan, Leon Tolksdorf, Tor Watts, Associate Head Coach Glen Miller, Assistant Coach Ricky Moore, Strength & Conditioning Coach Travis Illian.

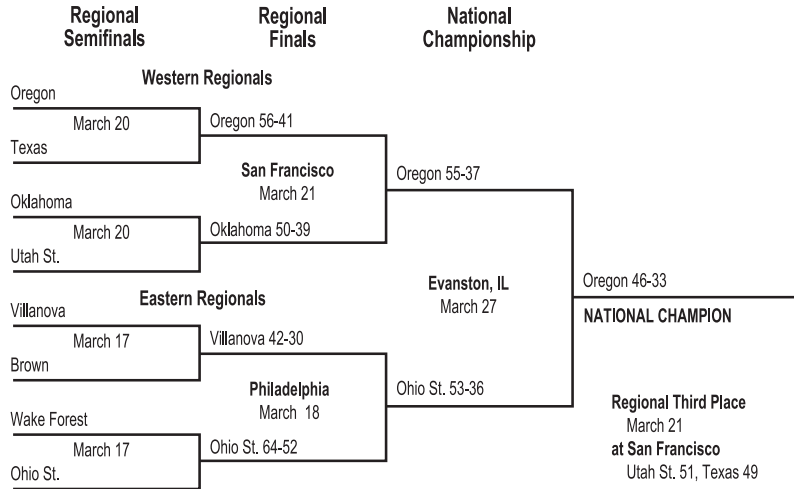


The Brackets

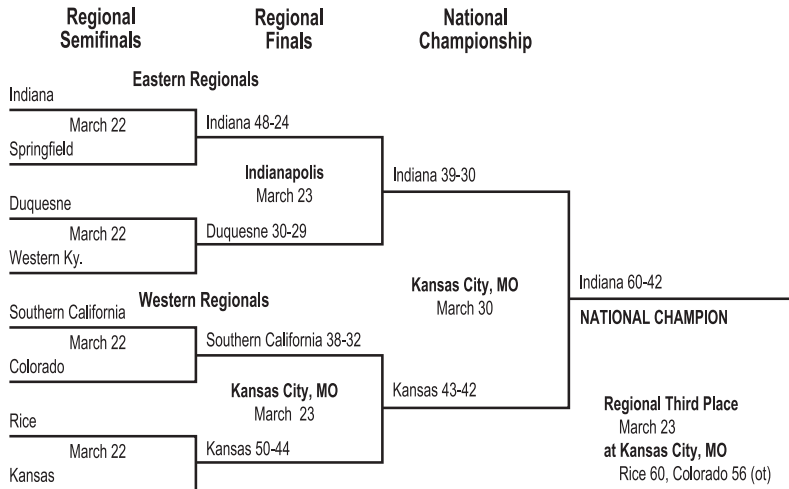
The Brackets..... 2



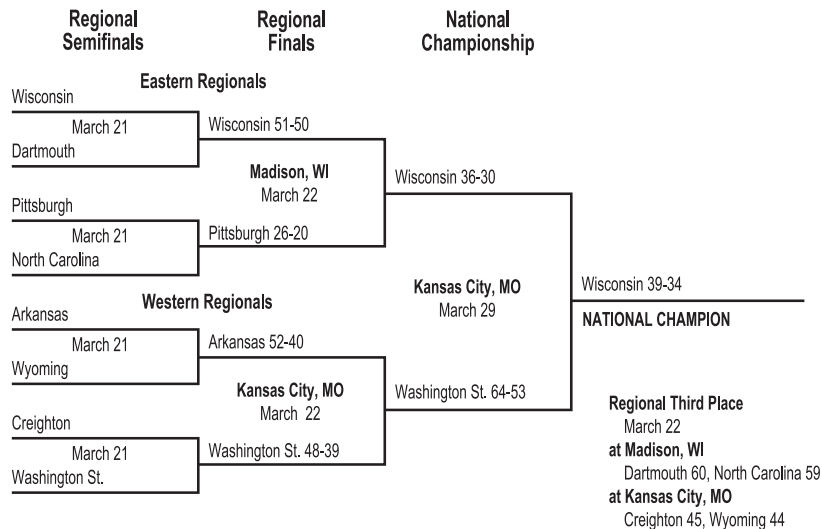
1939 Championship Bracket



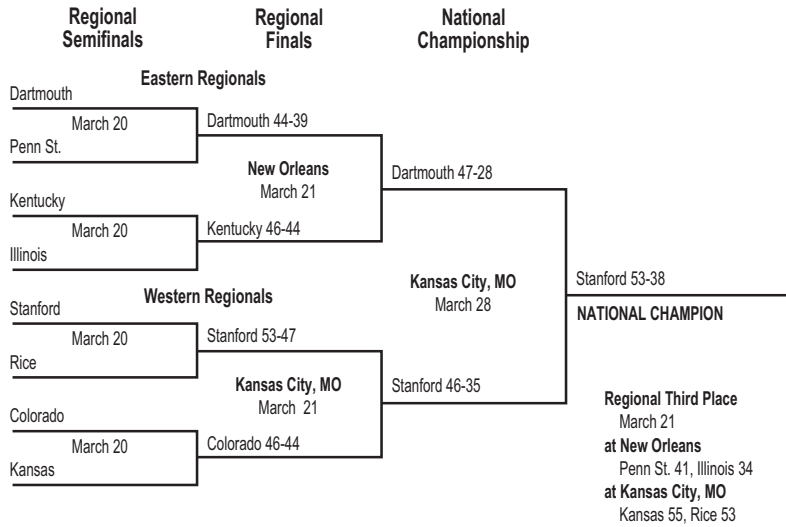
1940 Championship Bracket



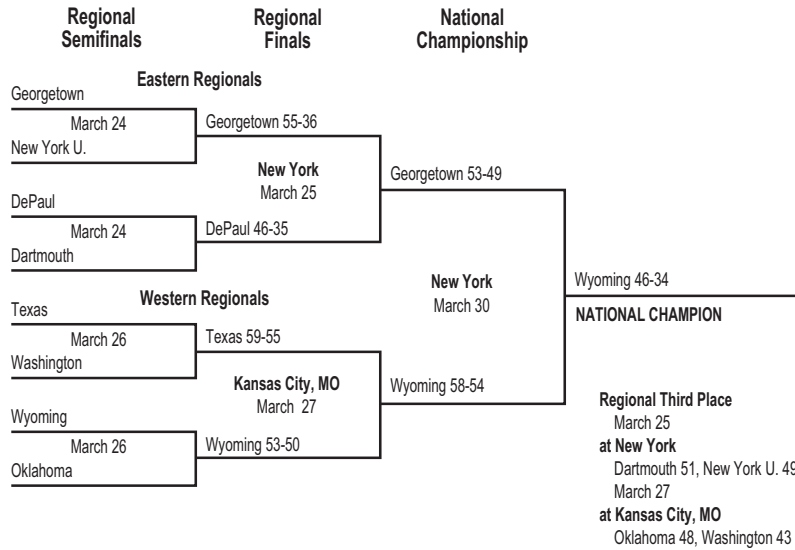
1941 Championship Bracket



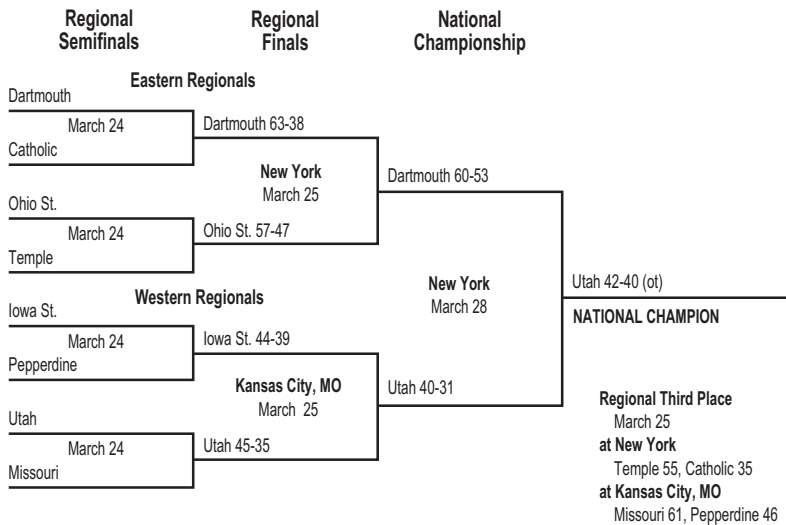
1942 Championship Bracket



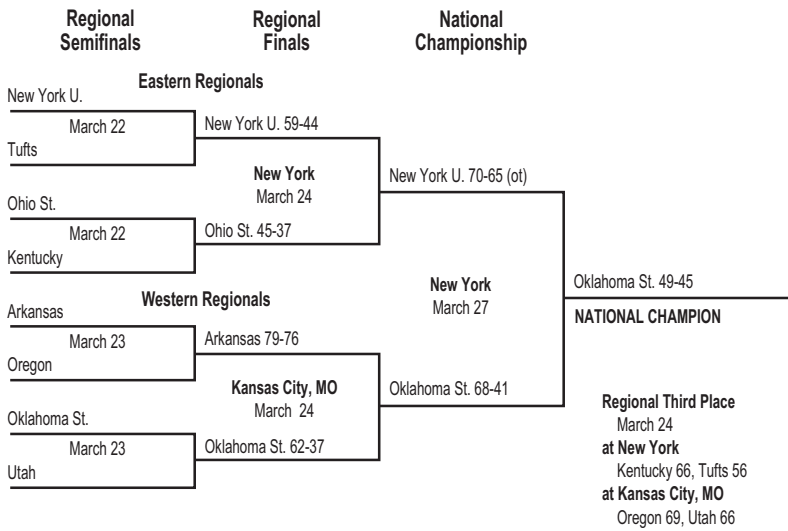
1943 Championship Bracket



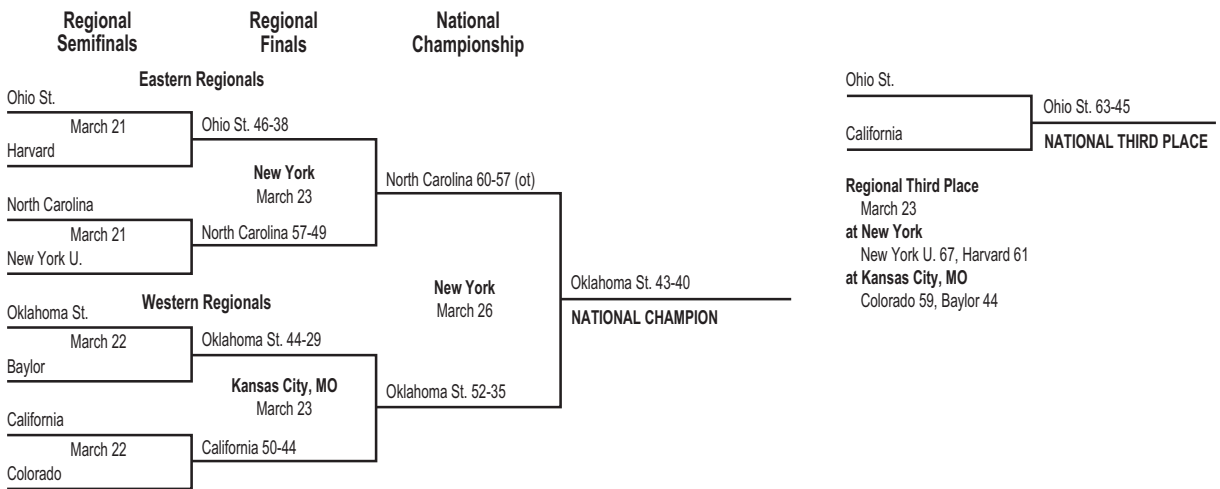
1944 Championship Bracket



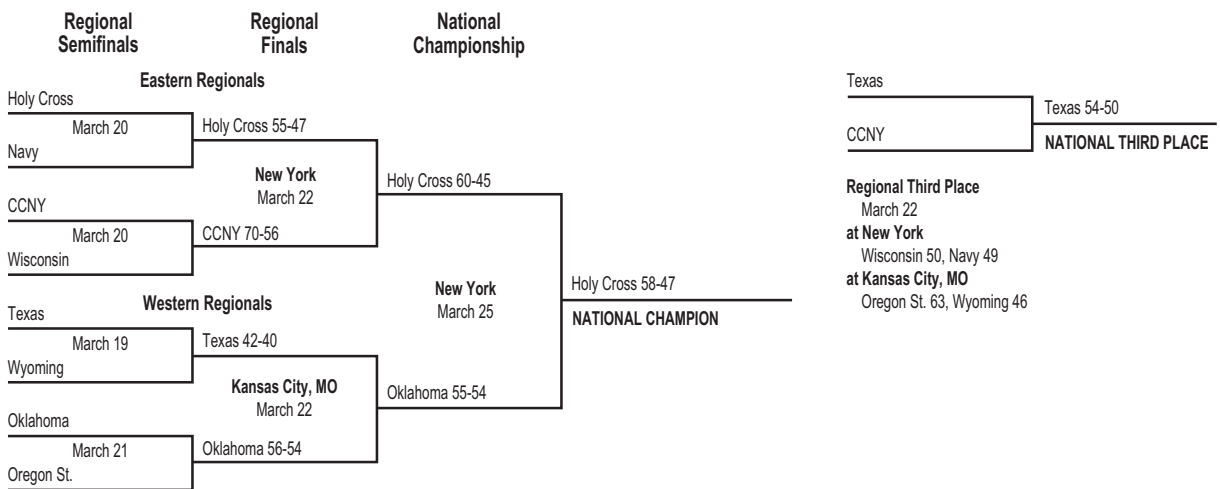
1945 Championship Bracket



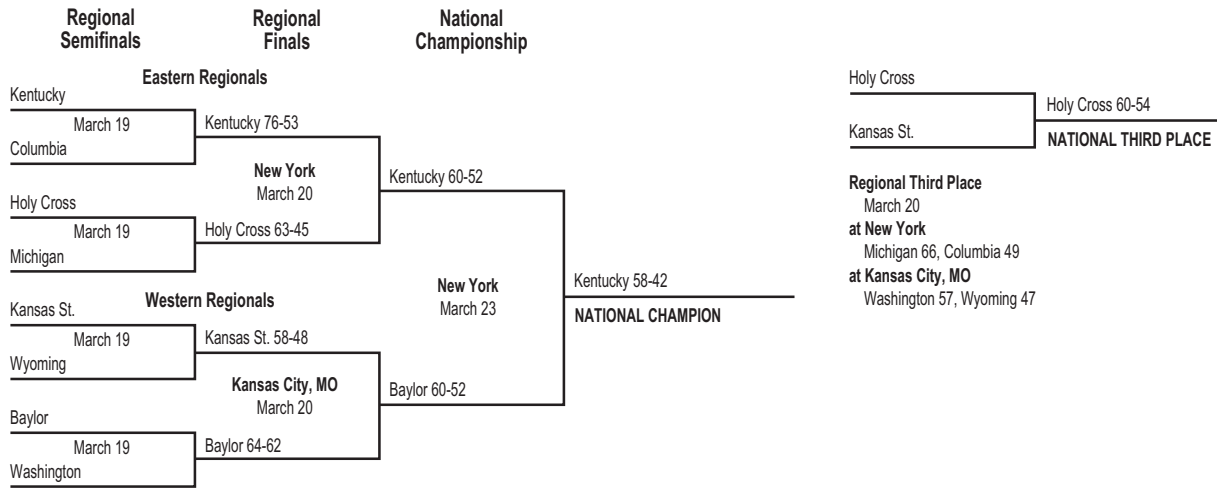
1946 Championship Bracket



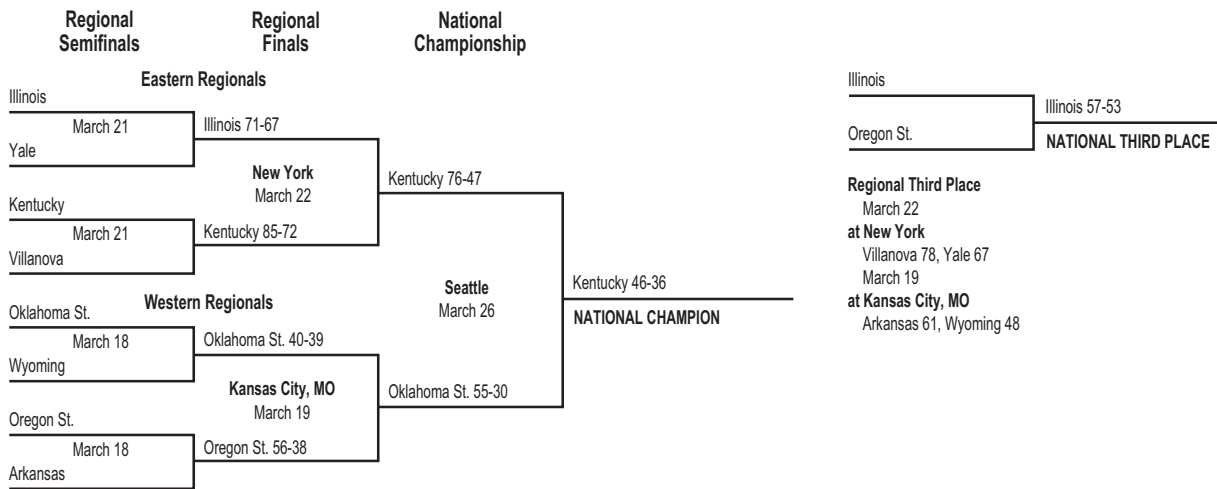
1947 Championship Bracket



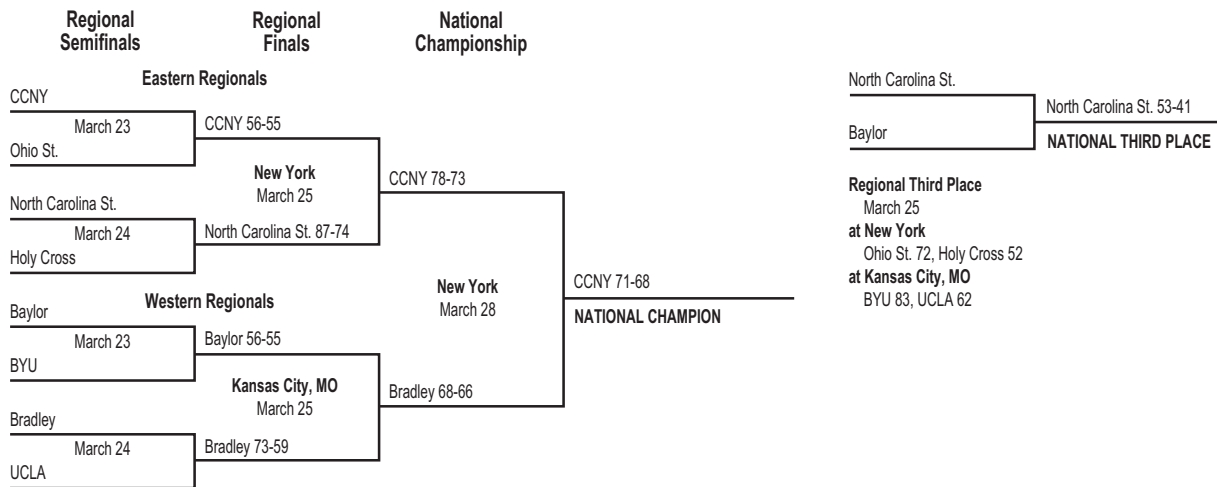
1948 Championship Bracket



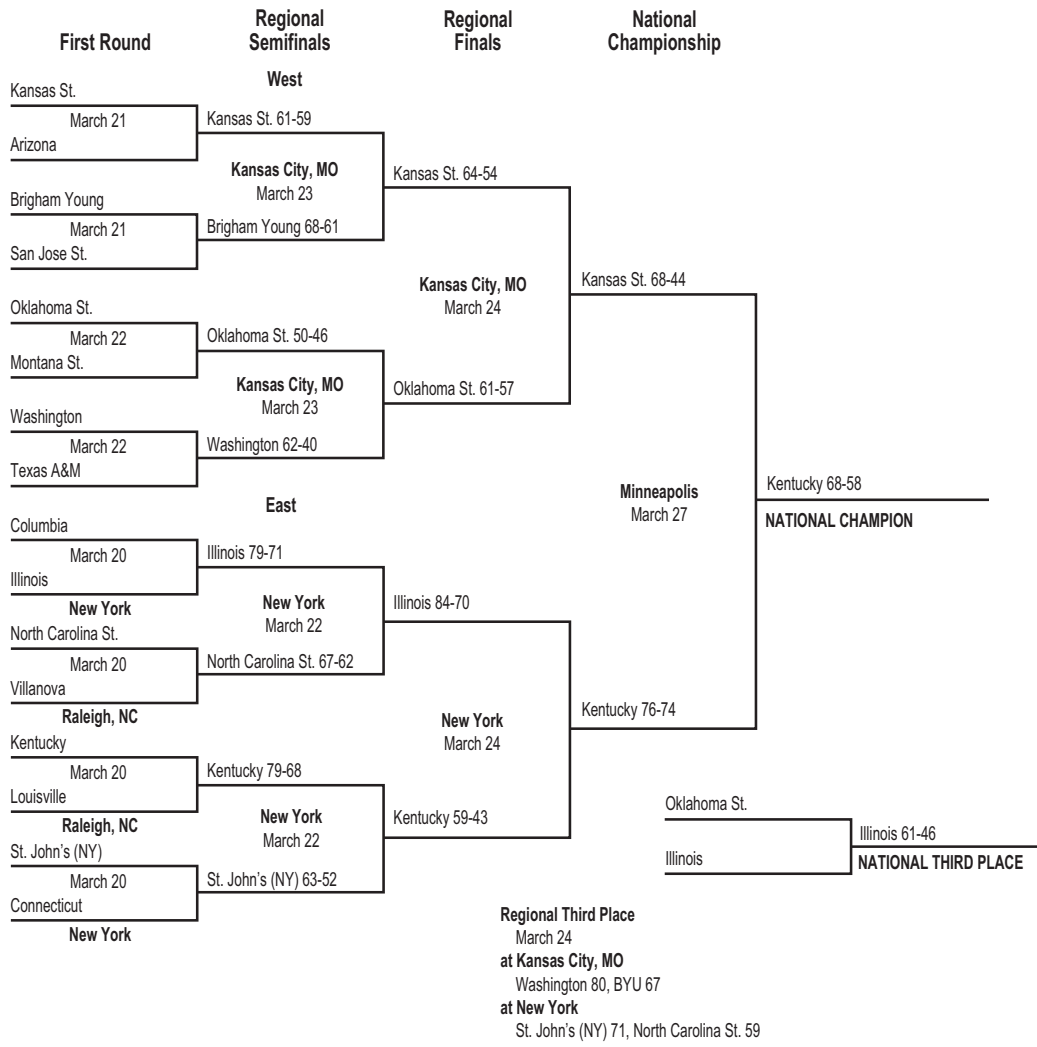
1949 Championship Bracket



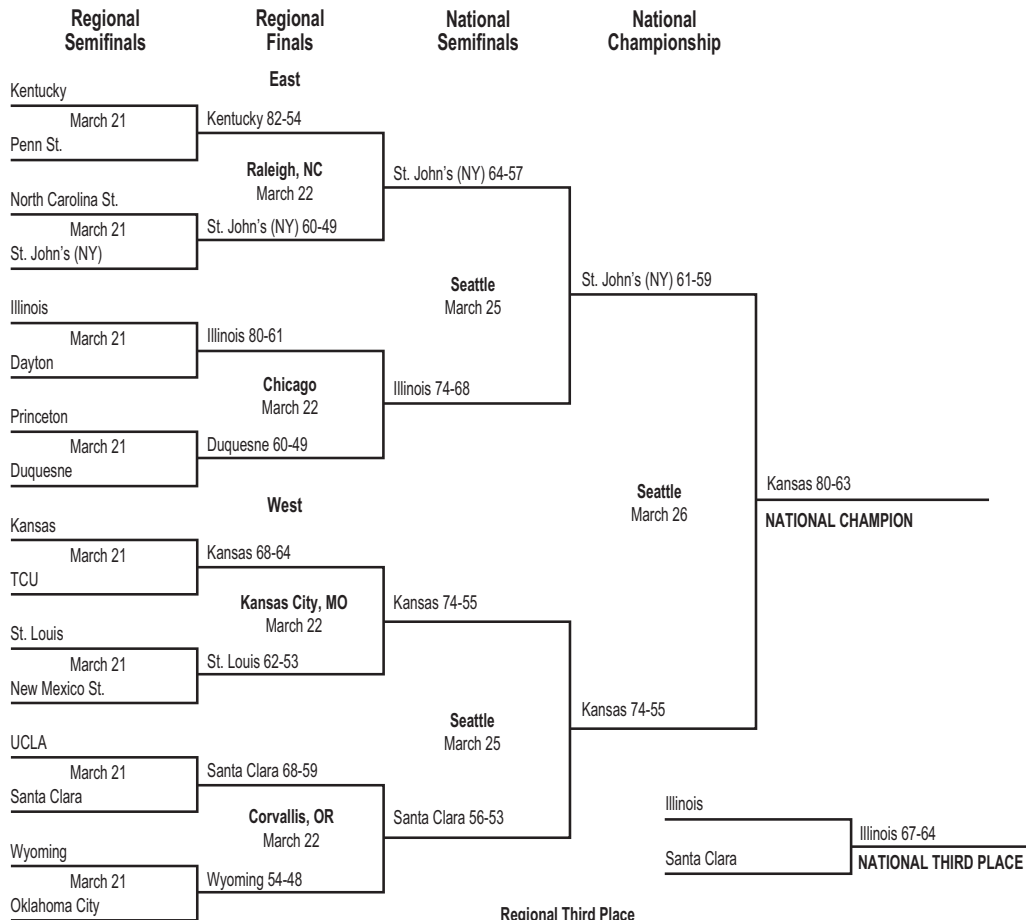
1950 Championship Bracket



1951 Championship Bracket

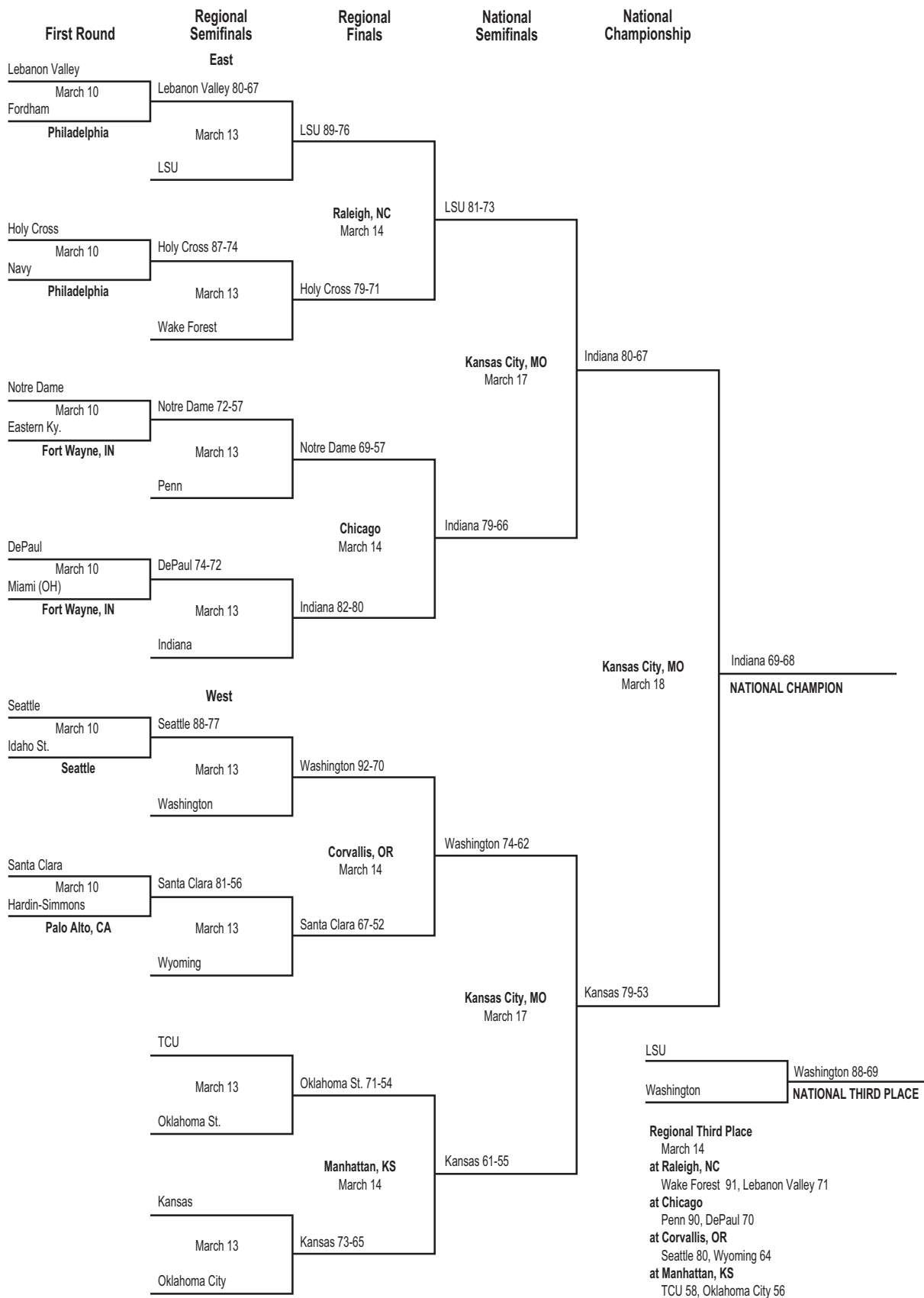


1952 Championship Bracket

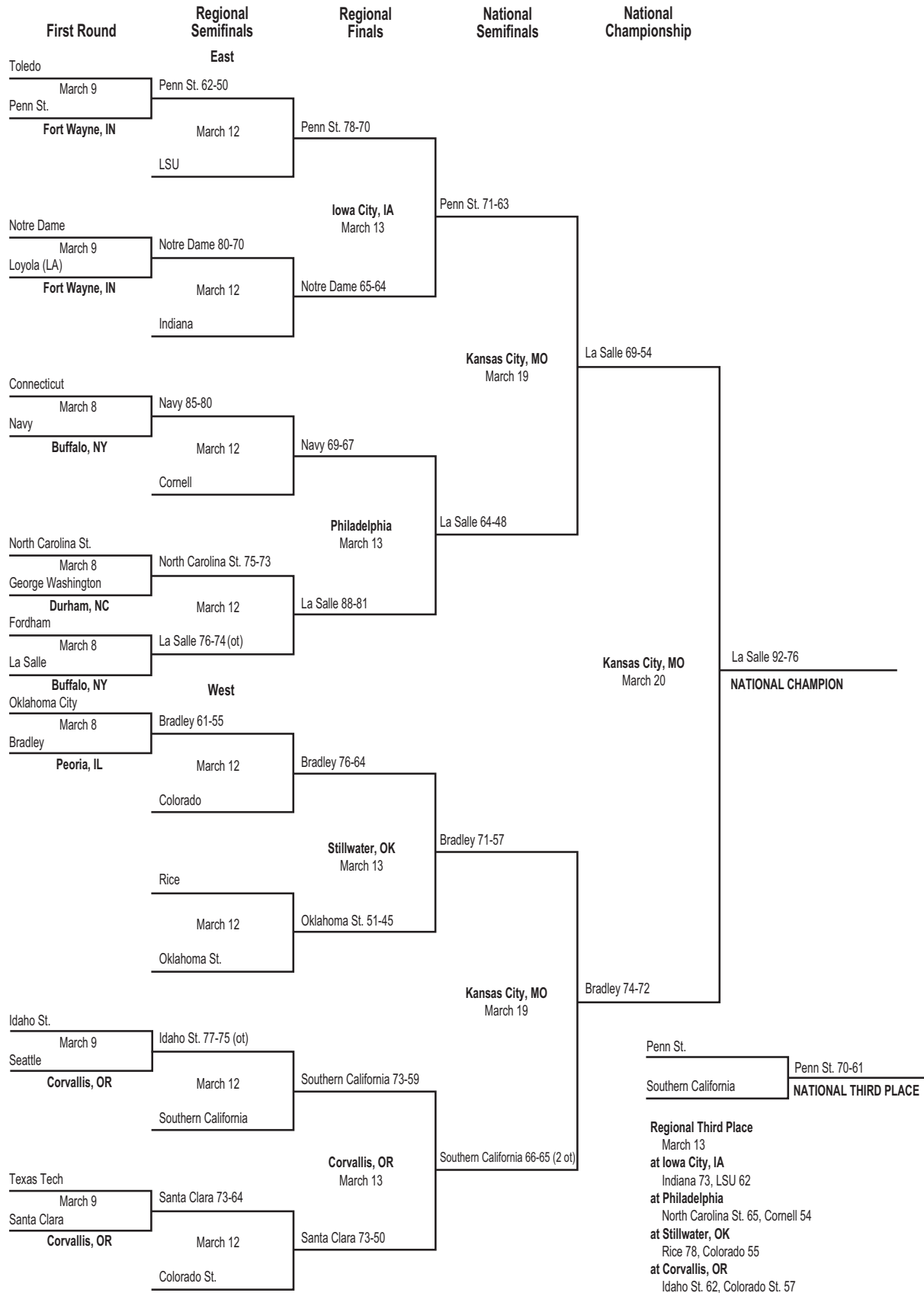


Regional Third Place
 March 22
at Raleigh, NC
 North Carolina St. 69, Penn St. 60
at Chicago
 Dayton 77, Princeton 61
at Kansas City, MO
 TCU 61, New Mexico St. 44
at Corvallis, OR
 Oklahoma City 55, UCLA 53

1953 Championship Bracket

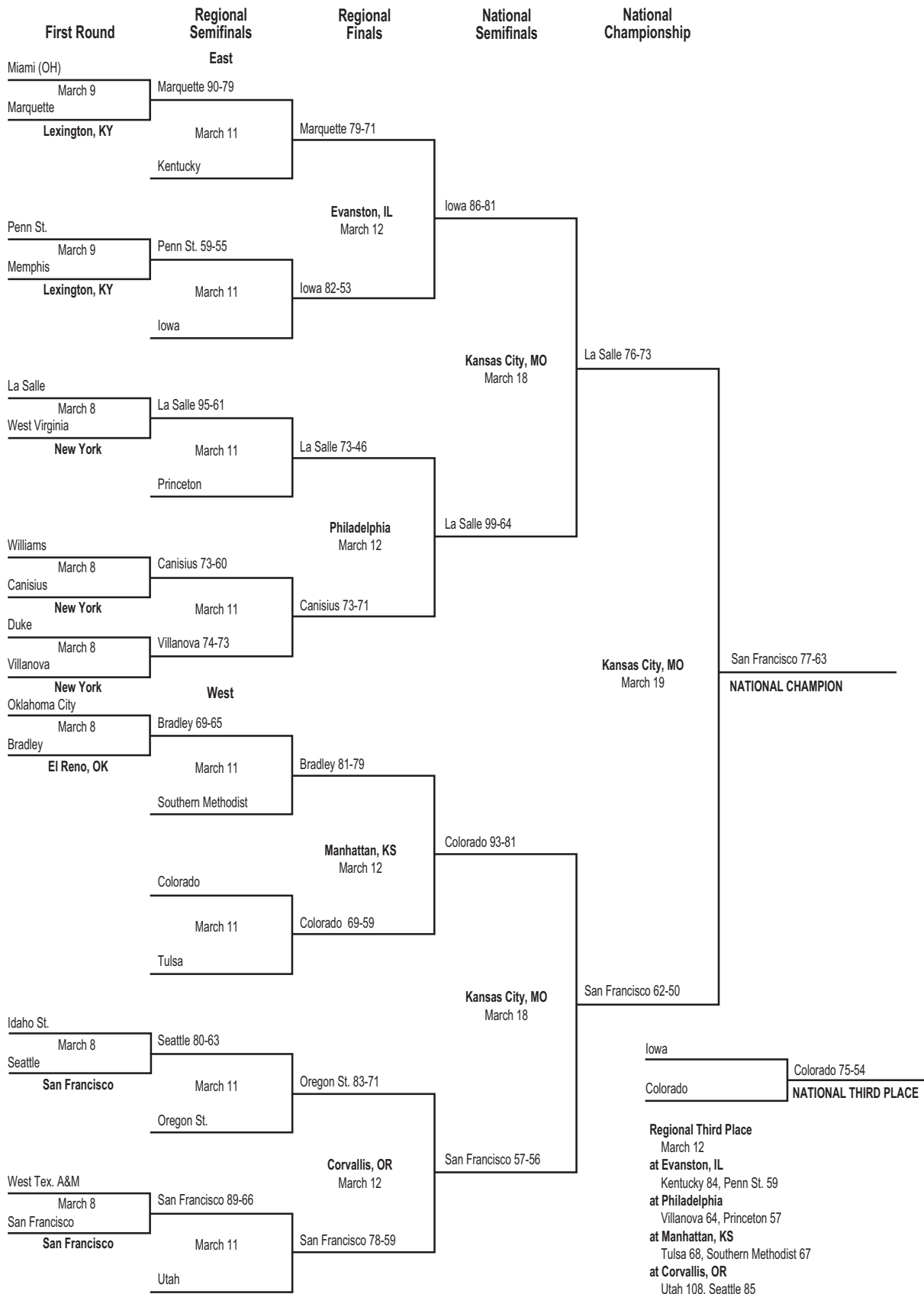


1954 Championship Bracket

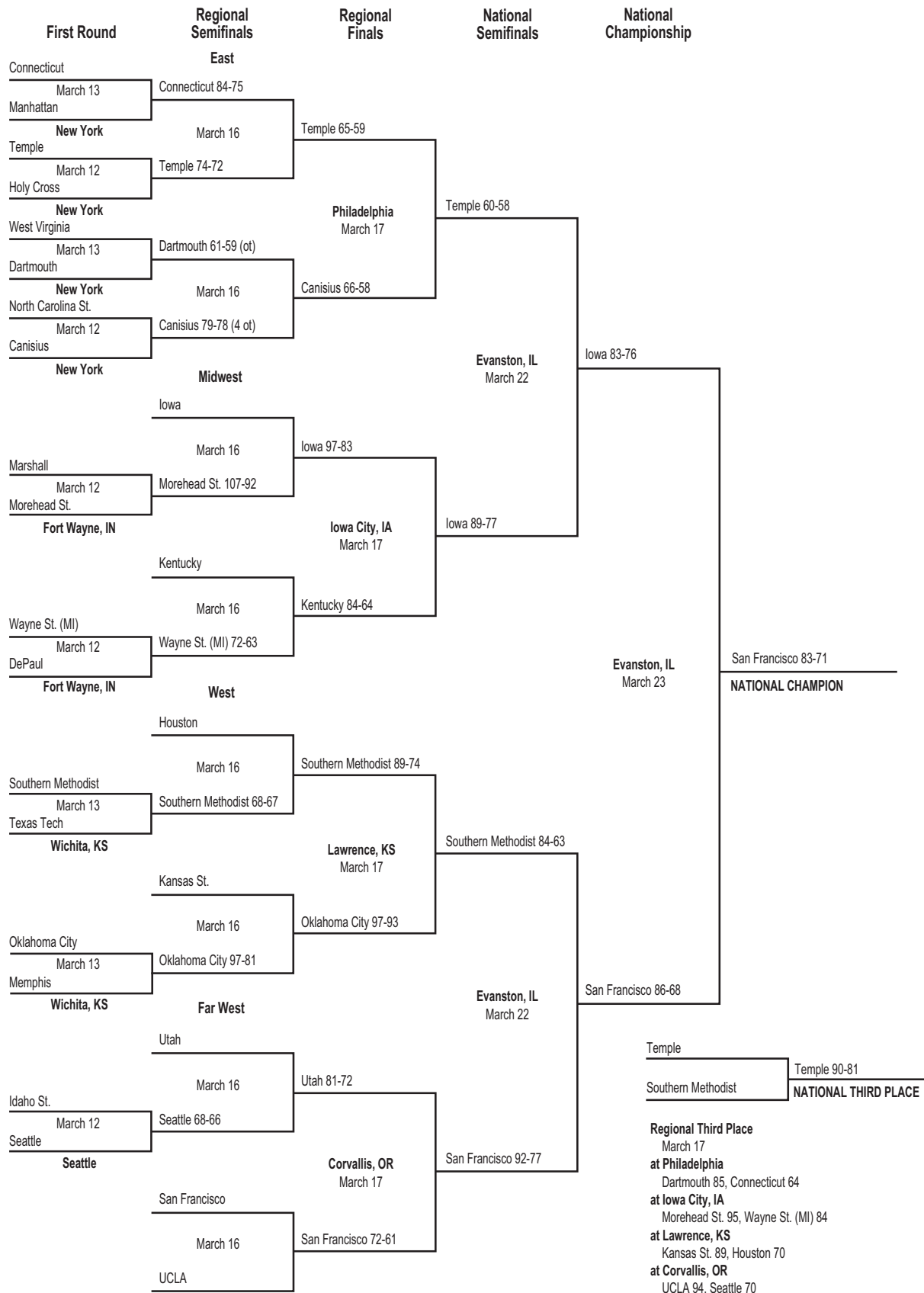


ALL-TIME TOURNAMENT BRACKETS

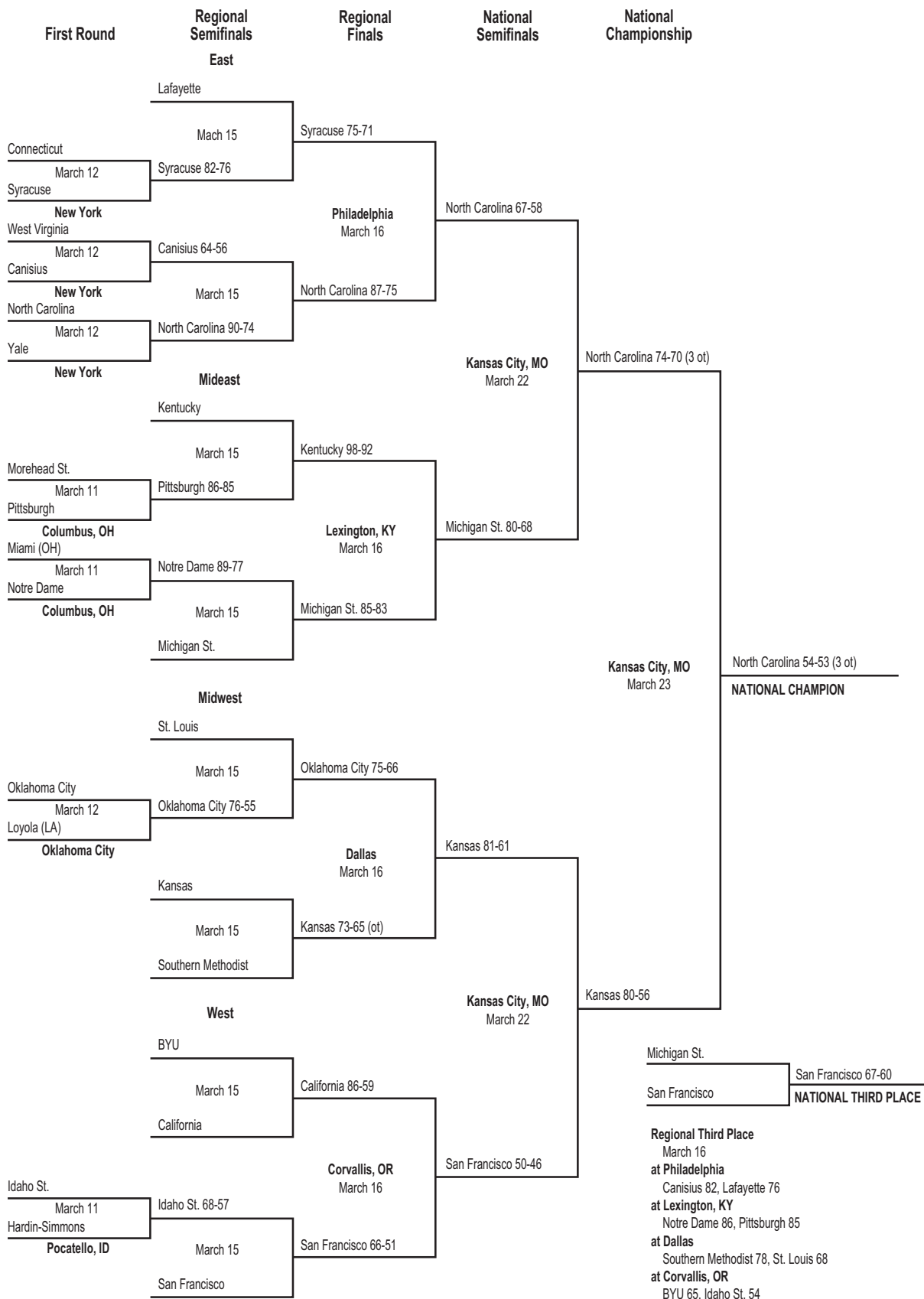
1955 Championship Bracket



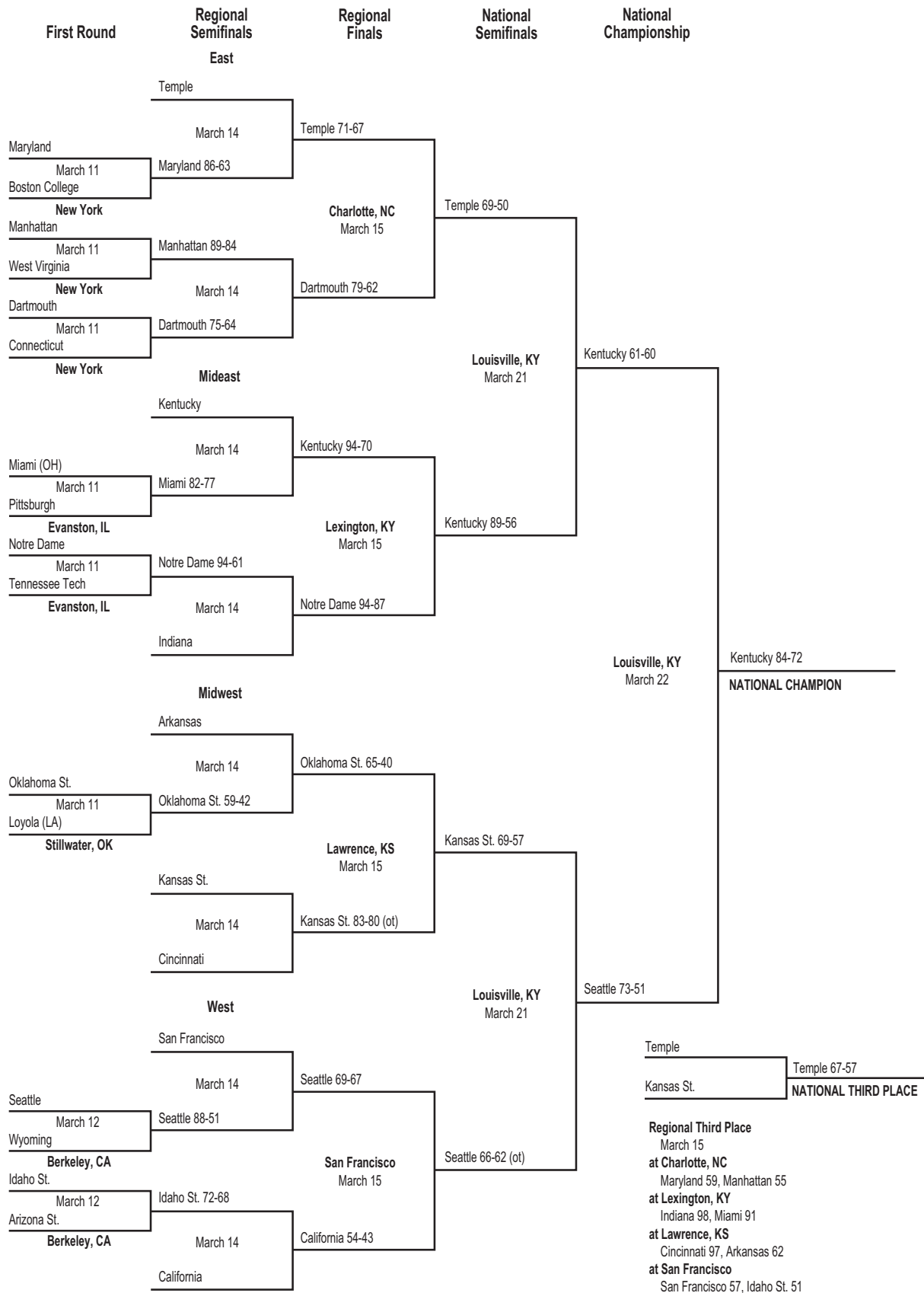
1956 Championship Bracket



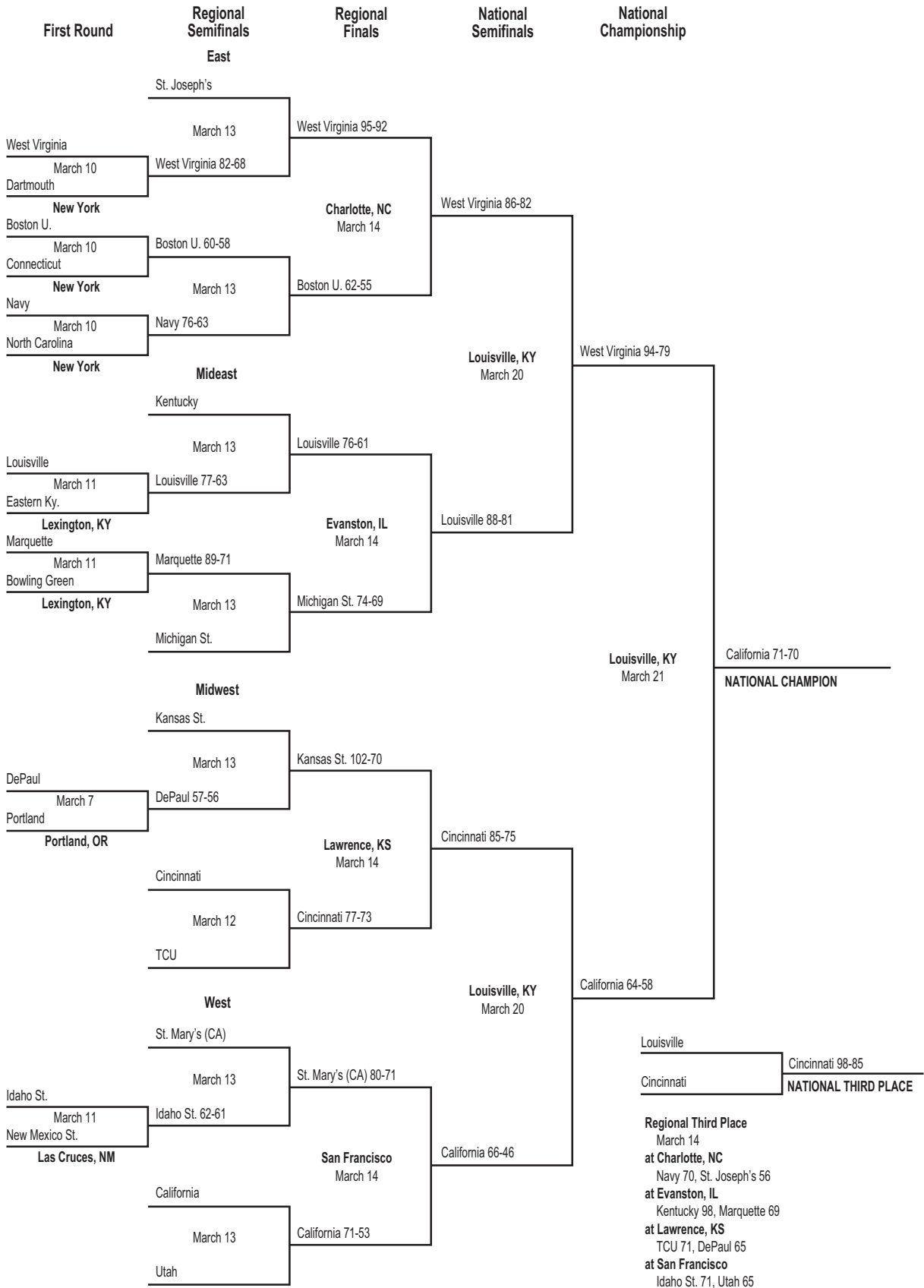
1957 Championship Bracket



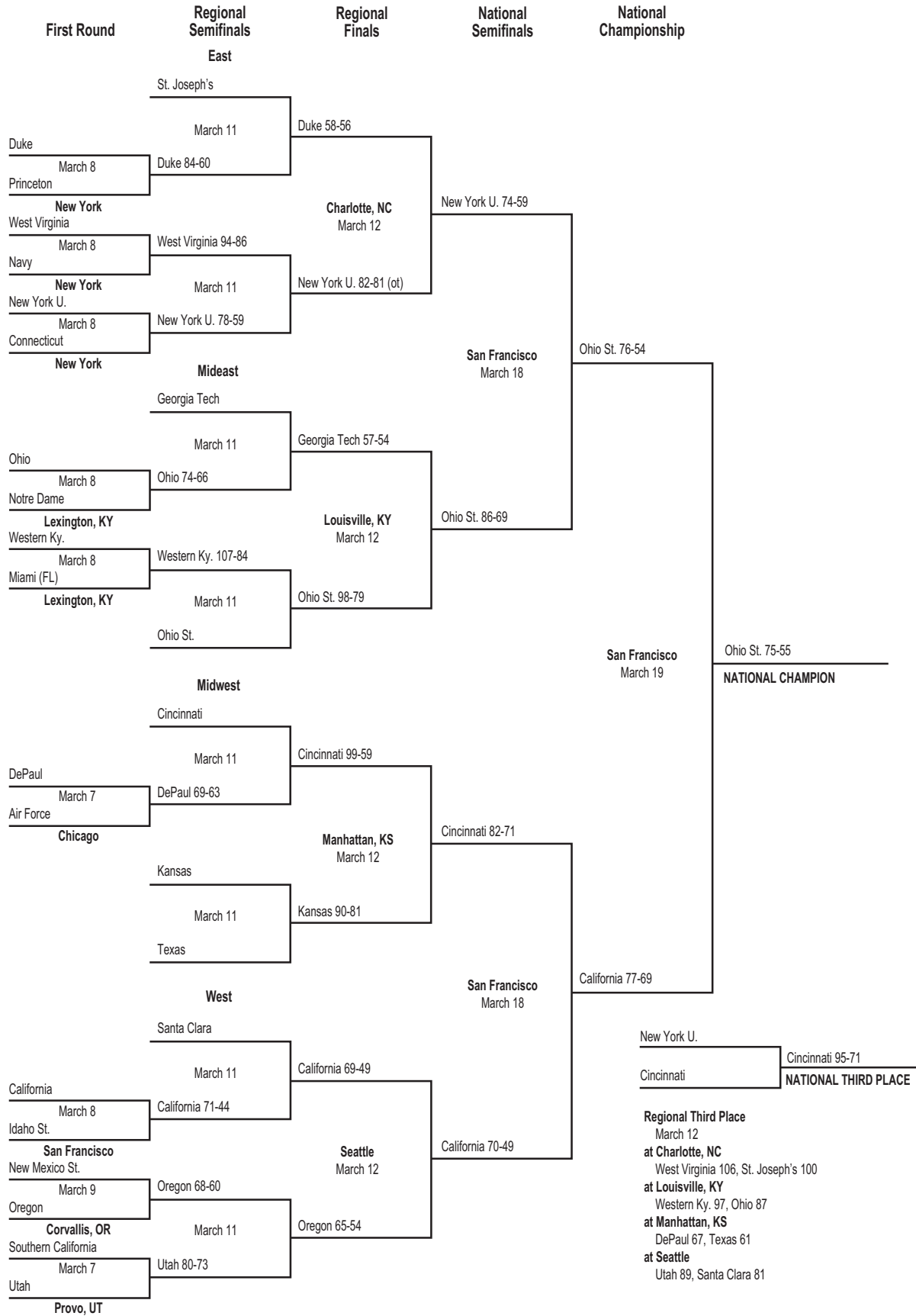
1958 Championship Bracket



1959 Championship Bracket

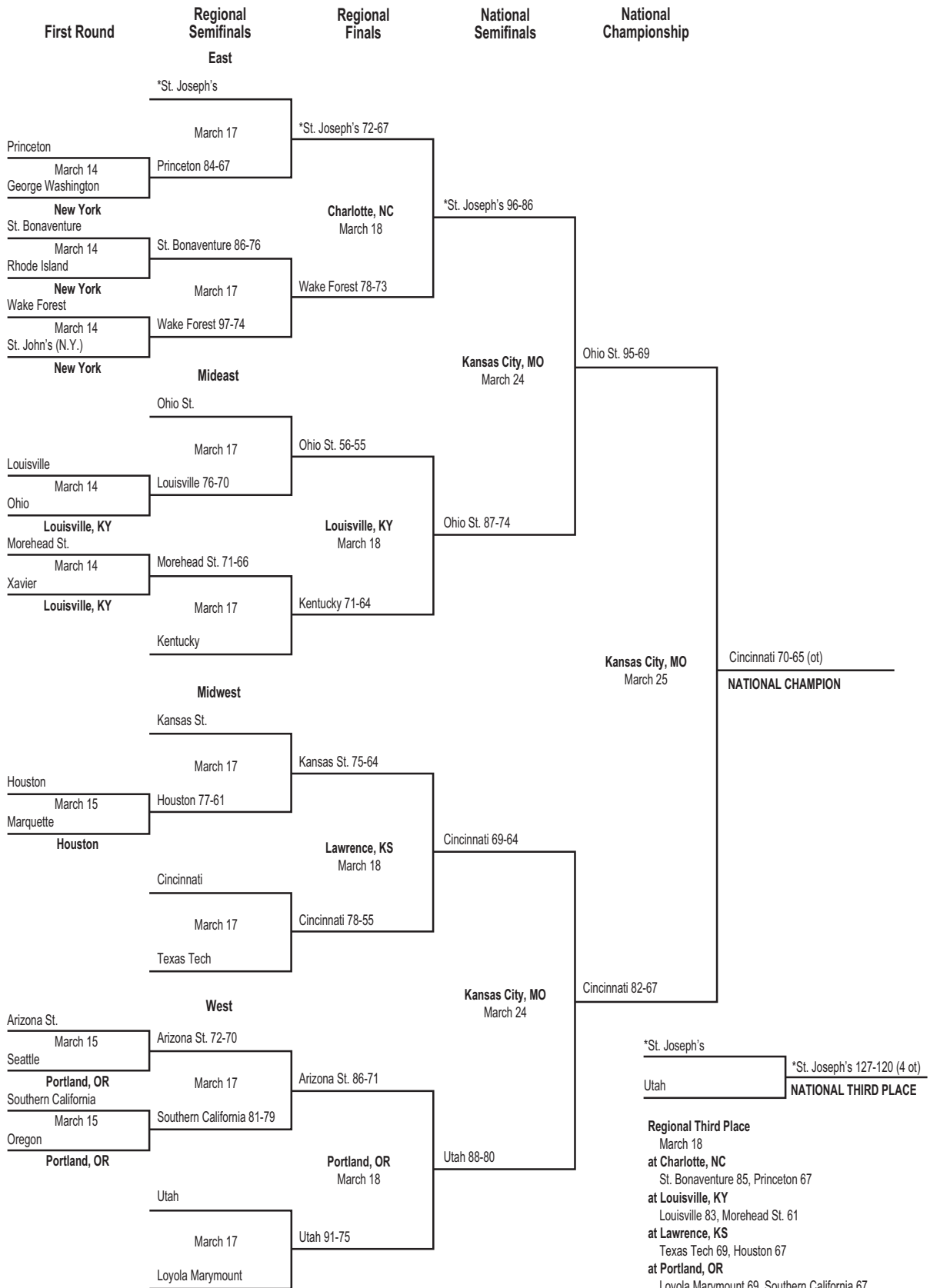


1960 Championship Bracket



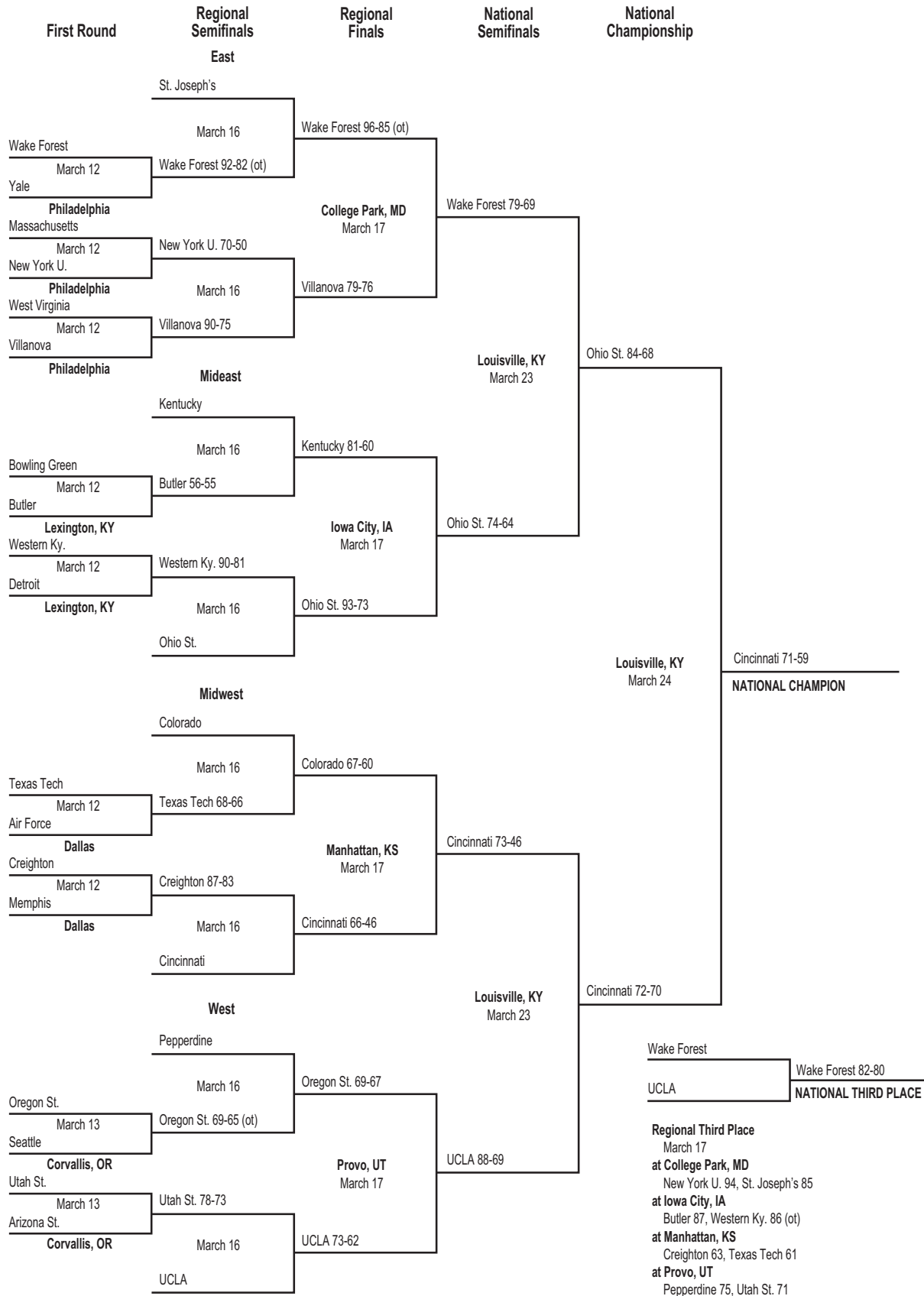
ALL-TIME TOURNAMENT BRACKETS

1961 Championship Bracket

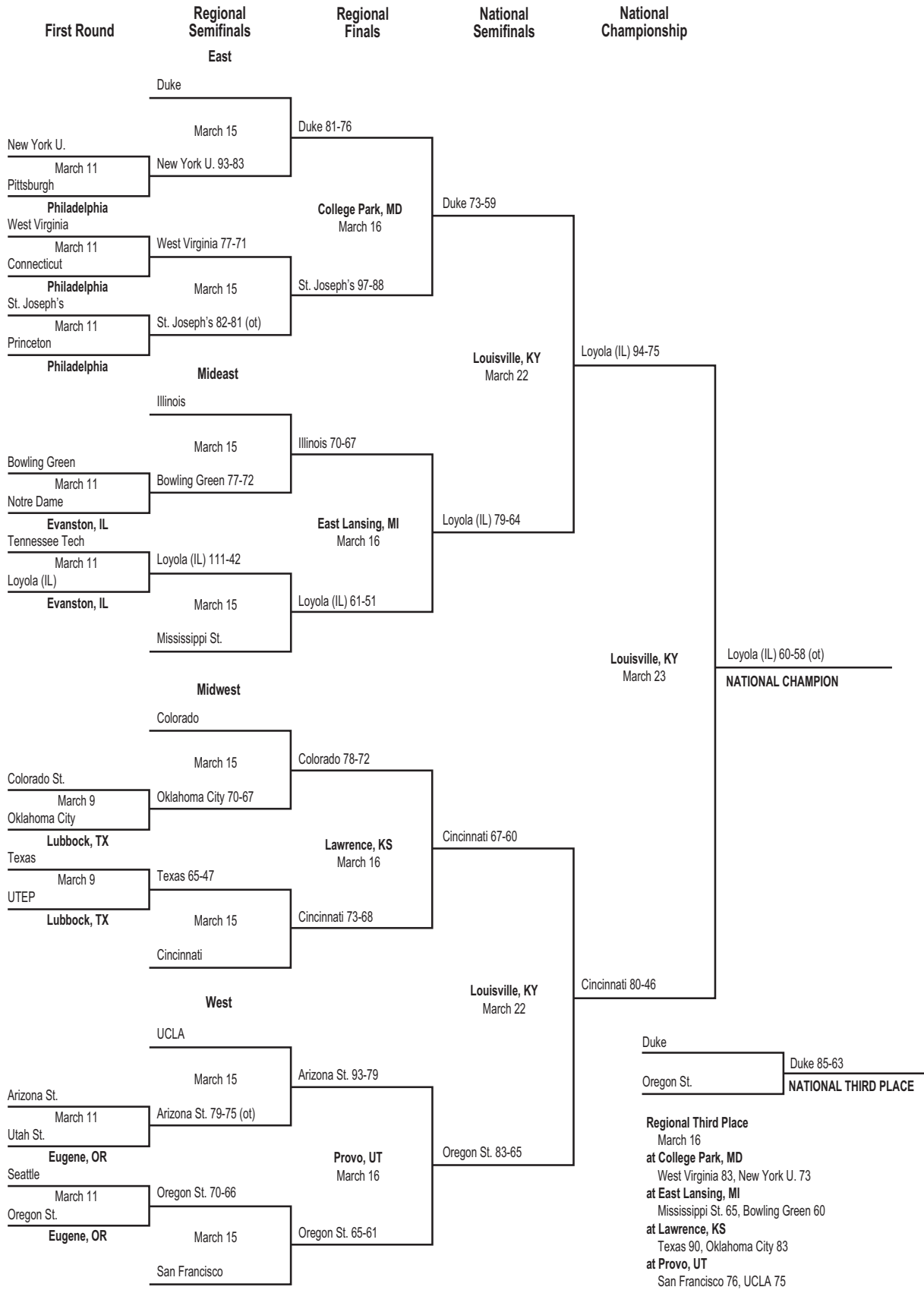


*St. Joseph's participation in 1961 tournament vacated.

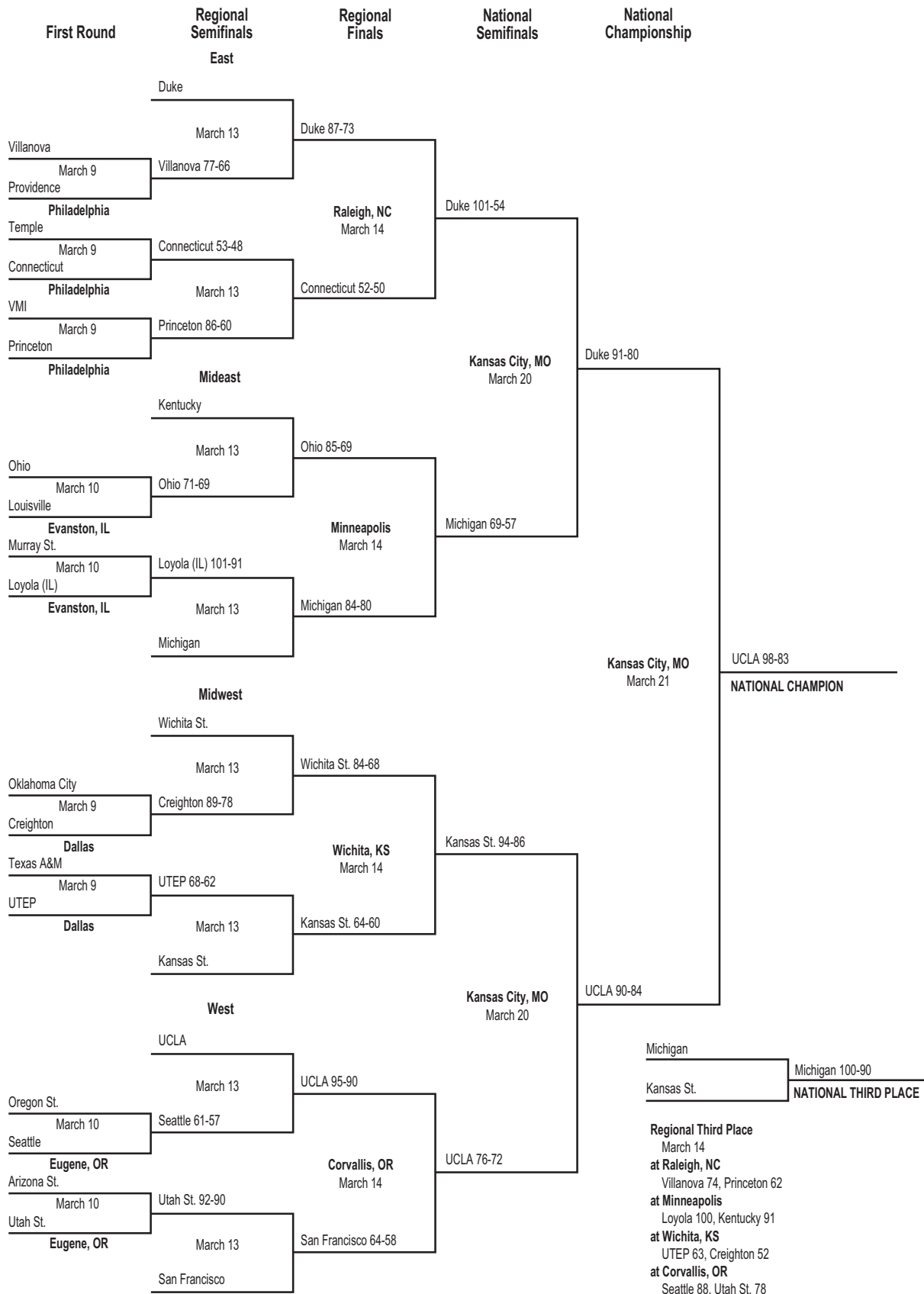
1962 Championship Bracket



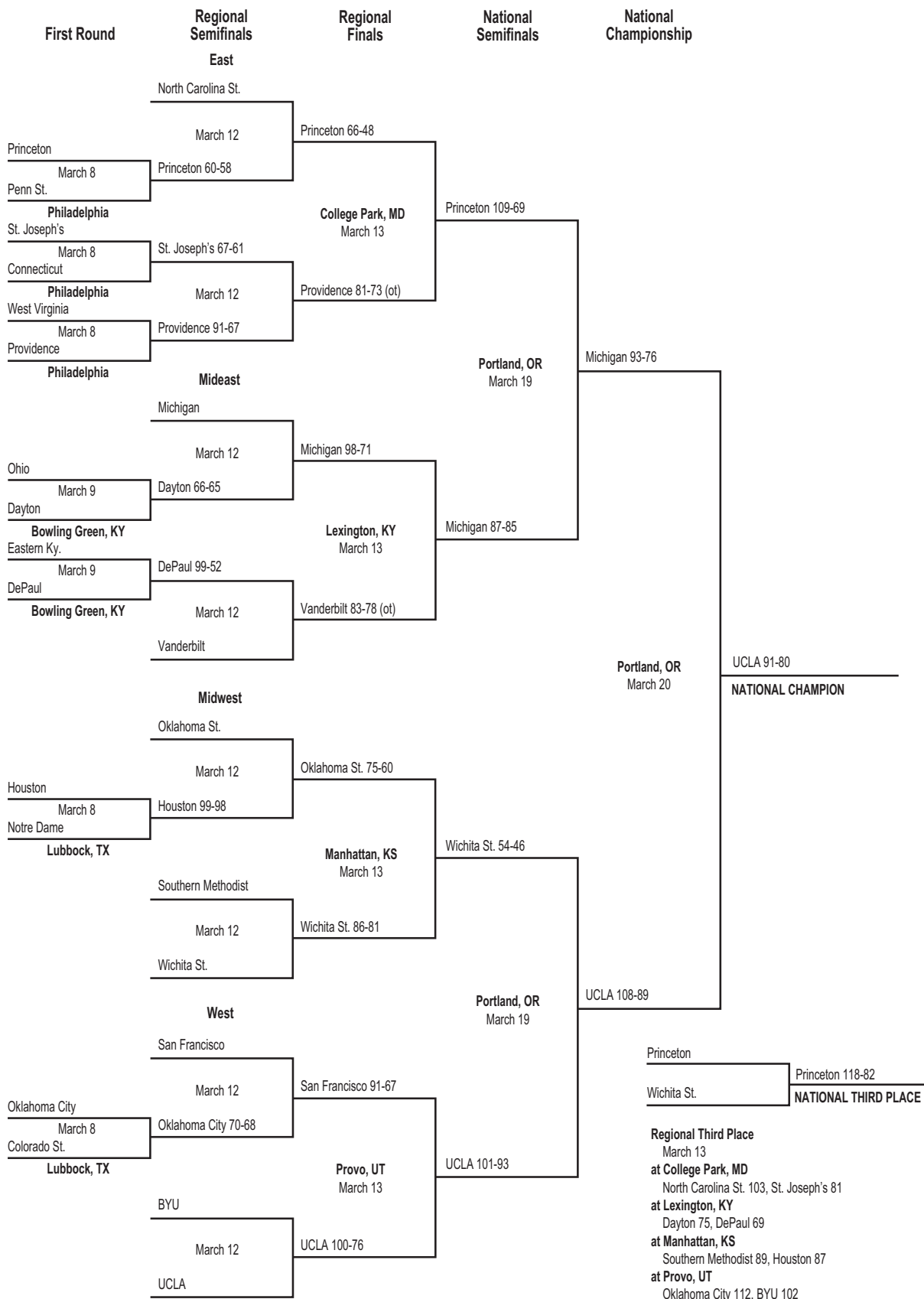
1963 Championship Bracket



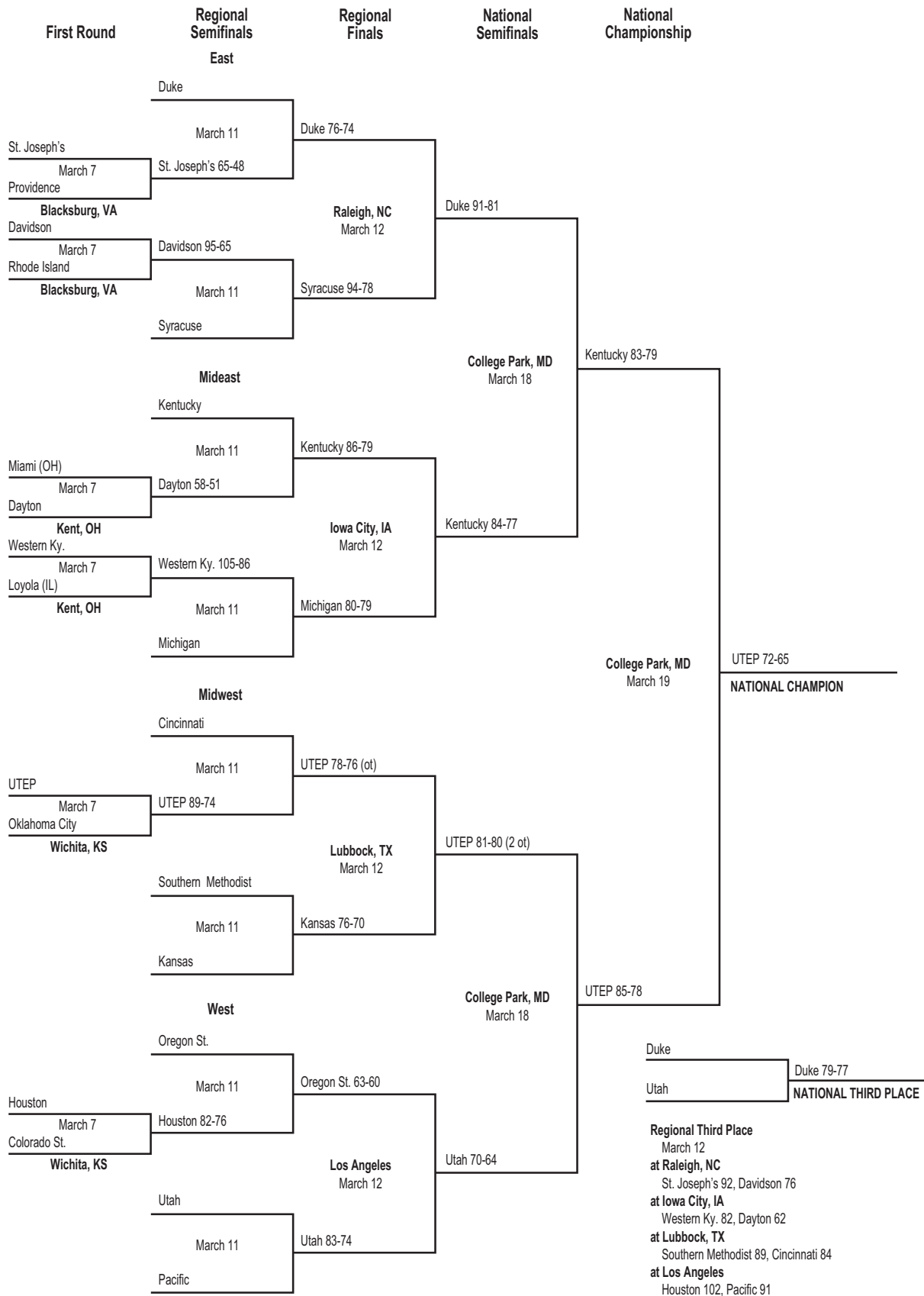
1964 Championship Bracket



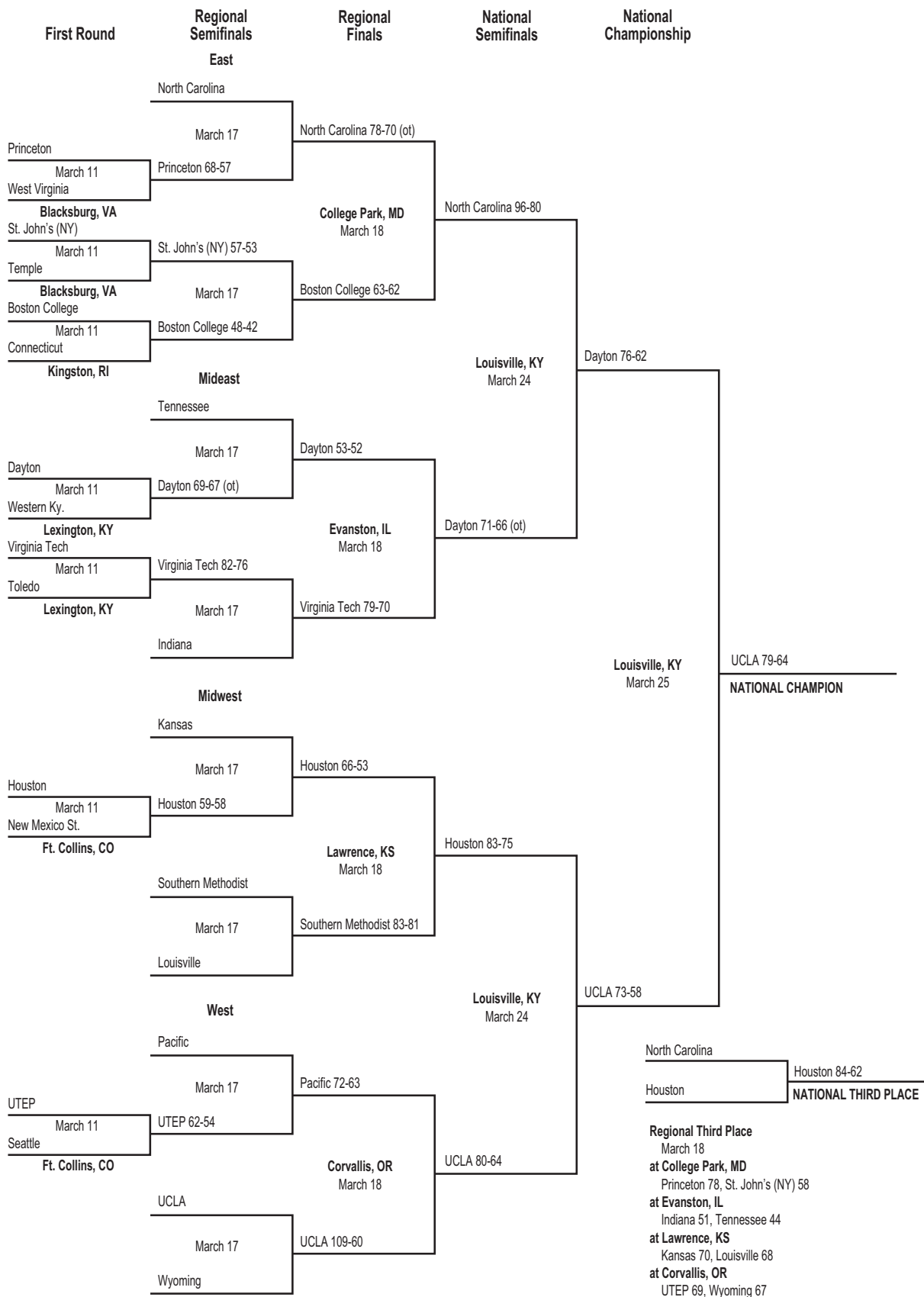
1965 Championship Bracket



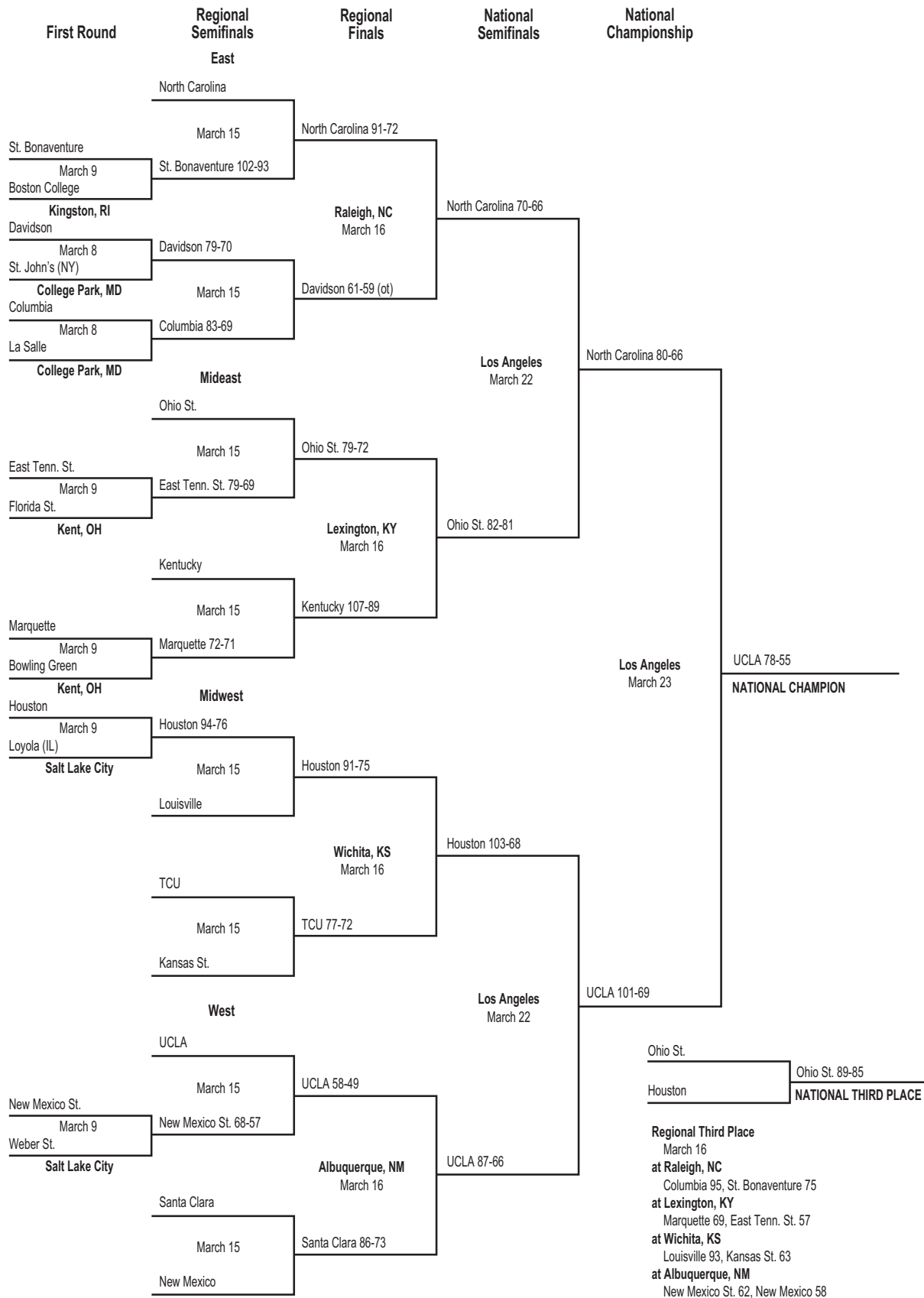
1966 Championship Bracket



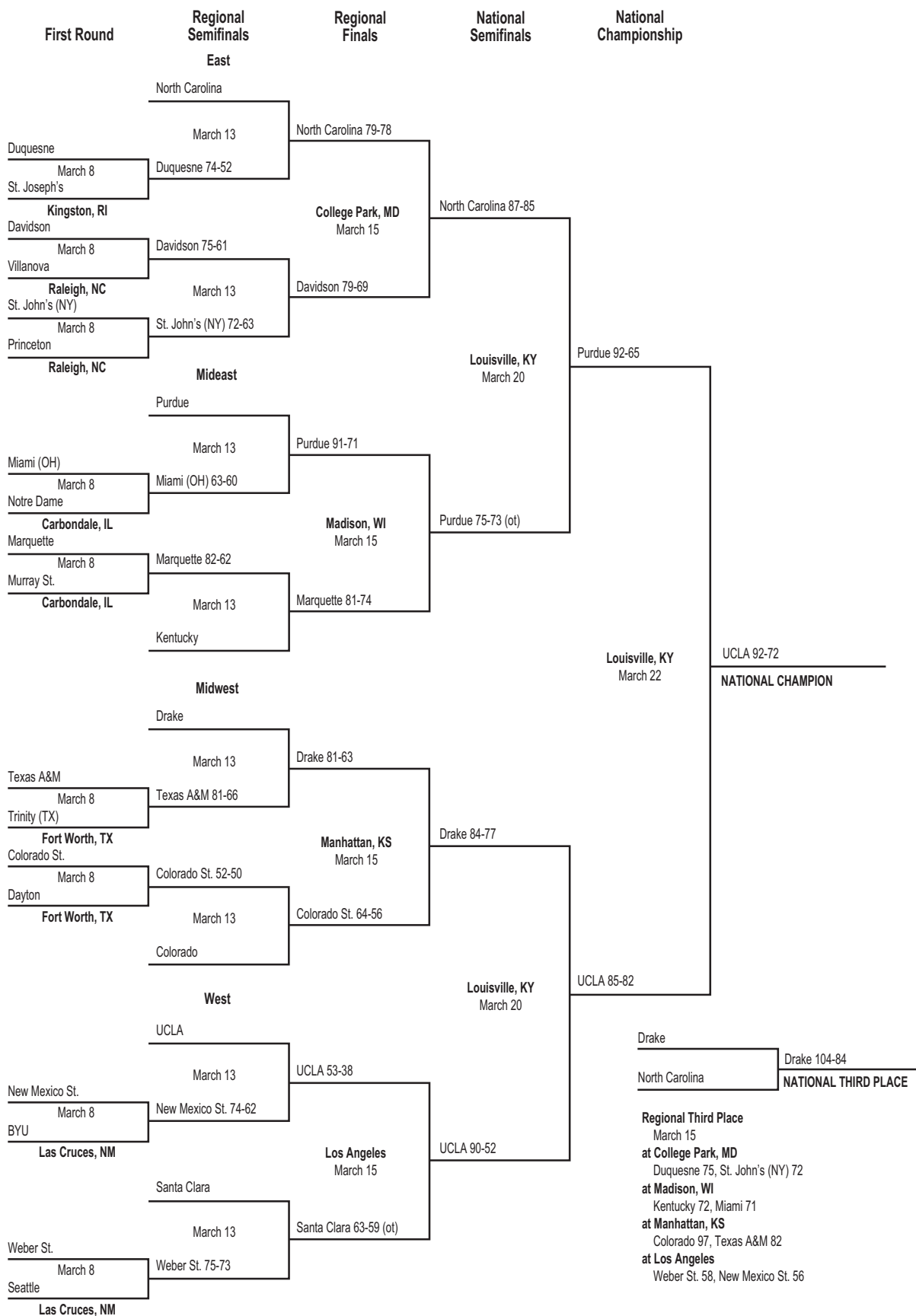
1967 Championship Bracket



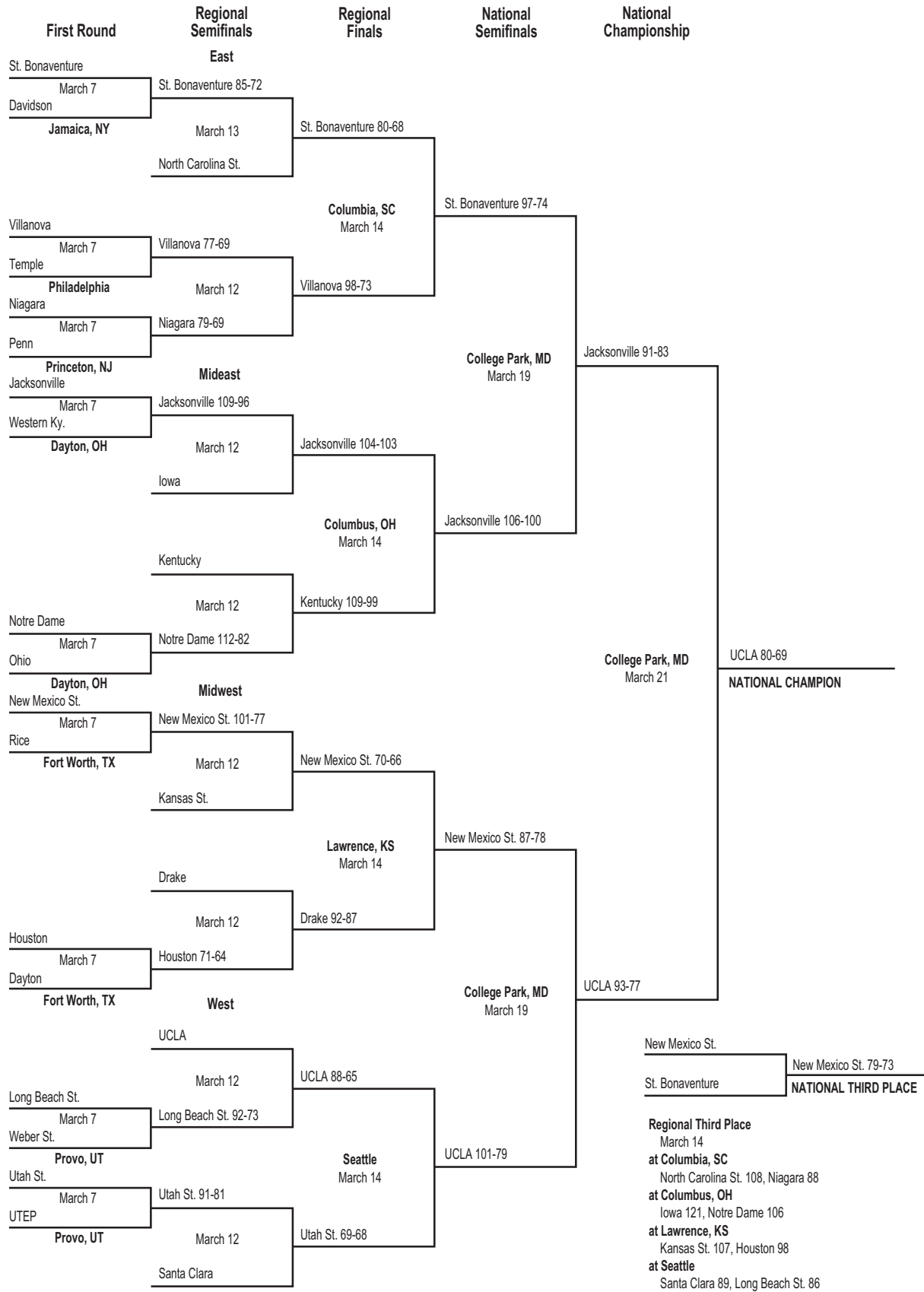
1968 Championship Bracket



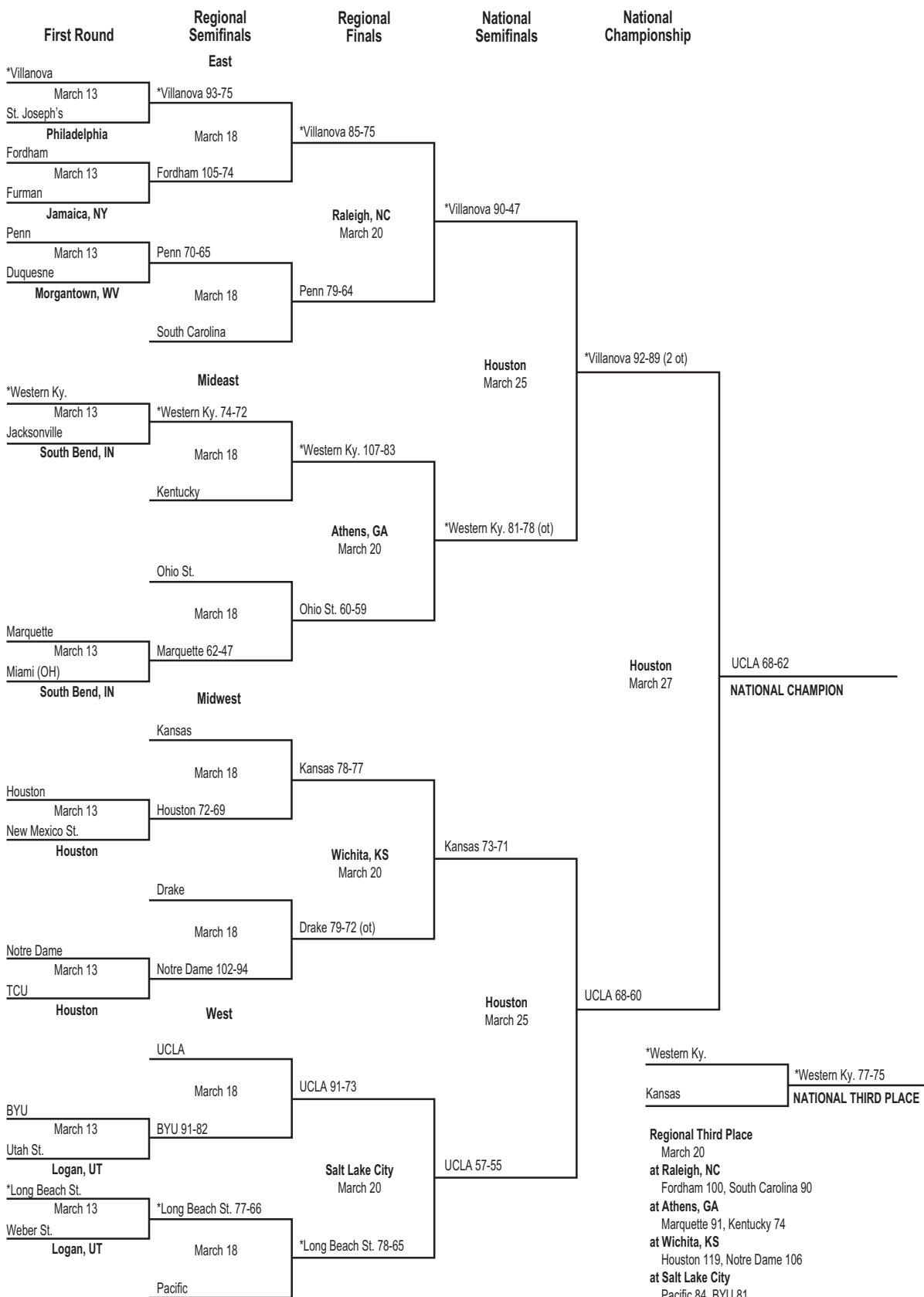
1969 Championship Bracket



1970 Championship Bracket

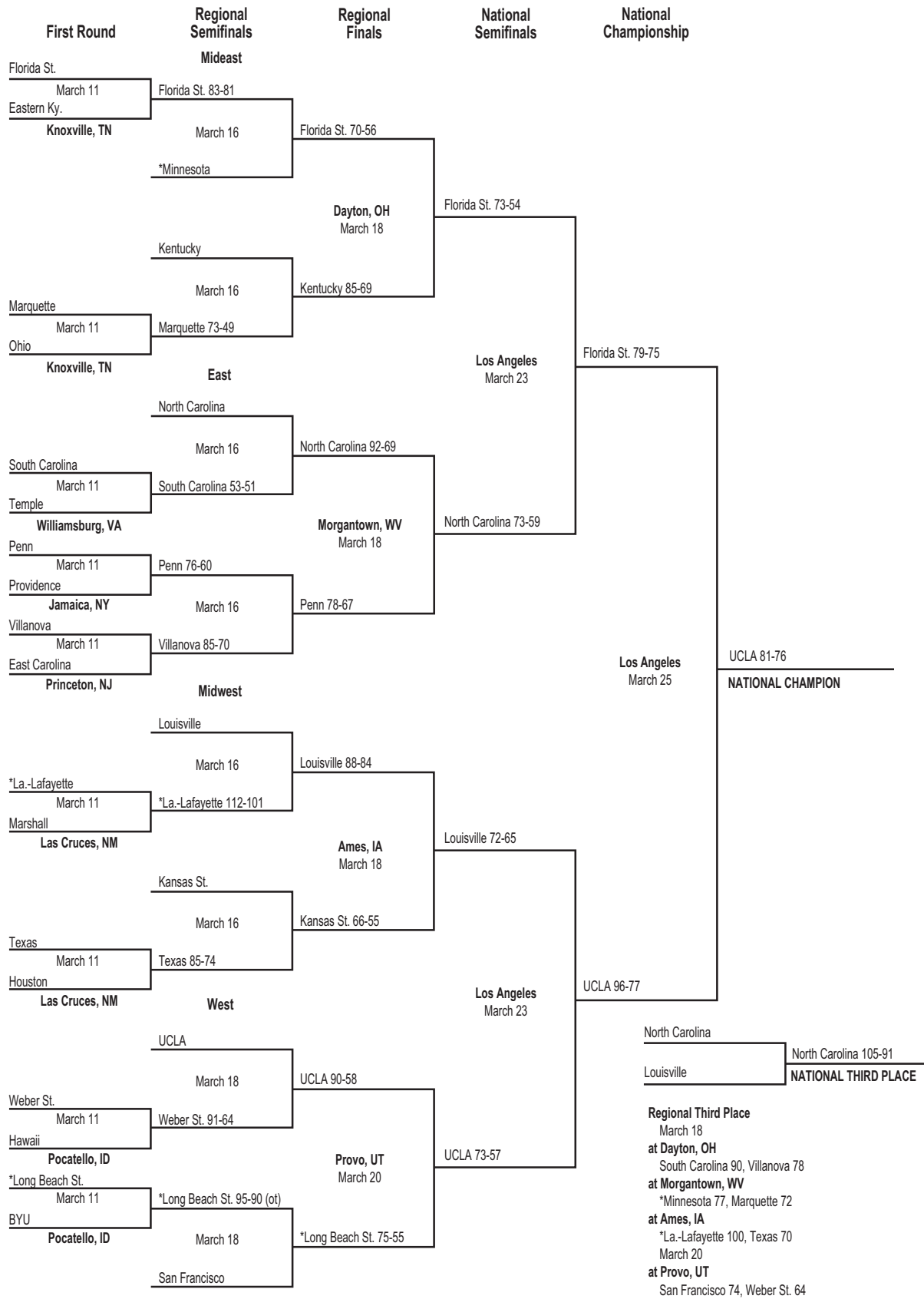


1971 Championship Bracket



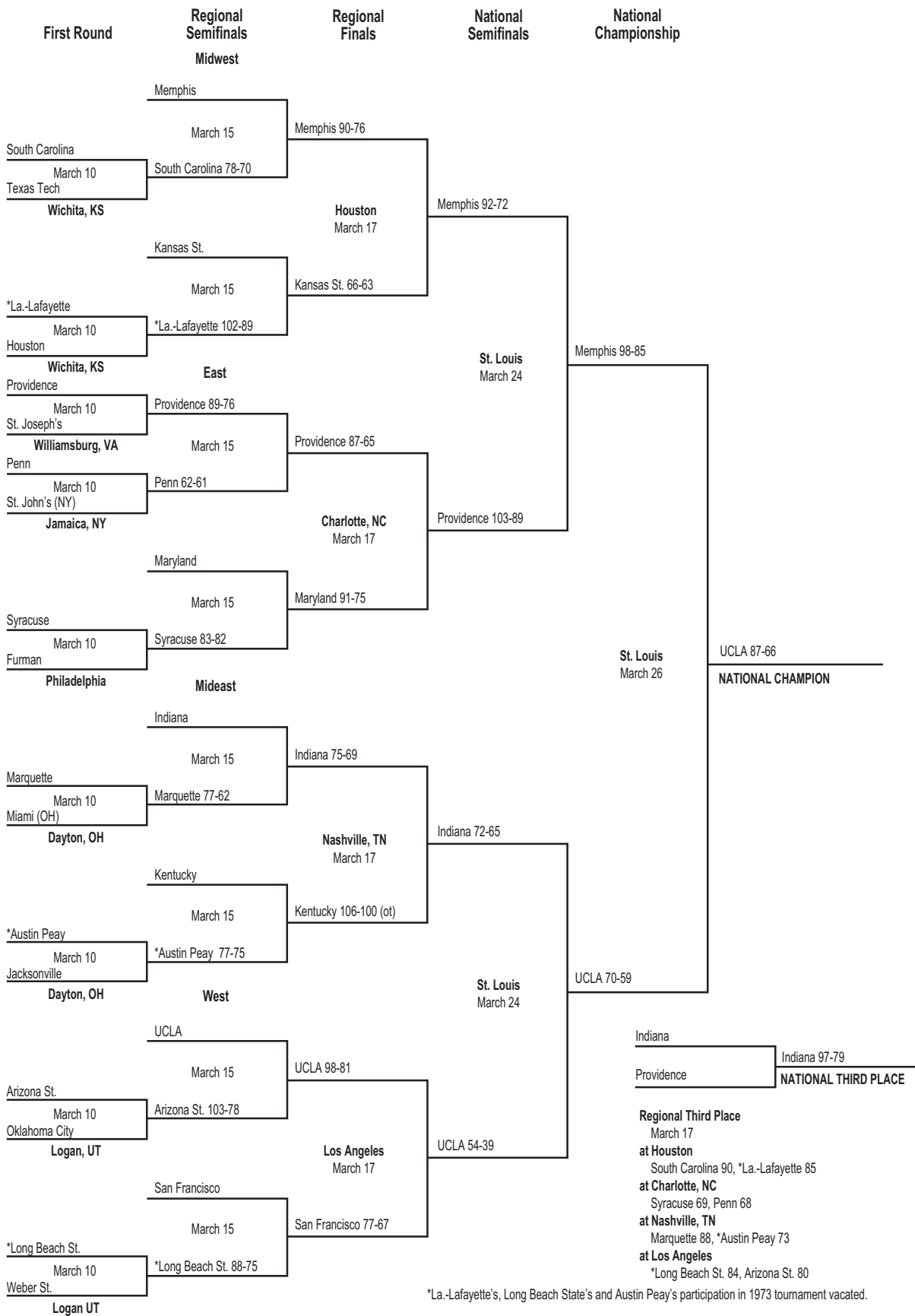
*Villanova's, Western Kentucky's and Long Beach State's participation in 1971 tournament vacated.

1972 Championship Bracket

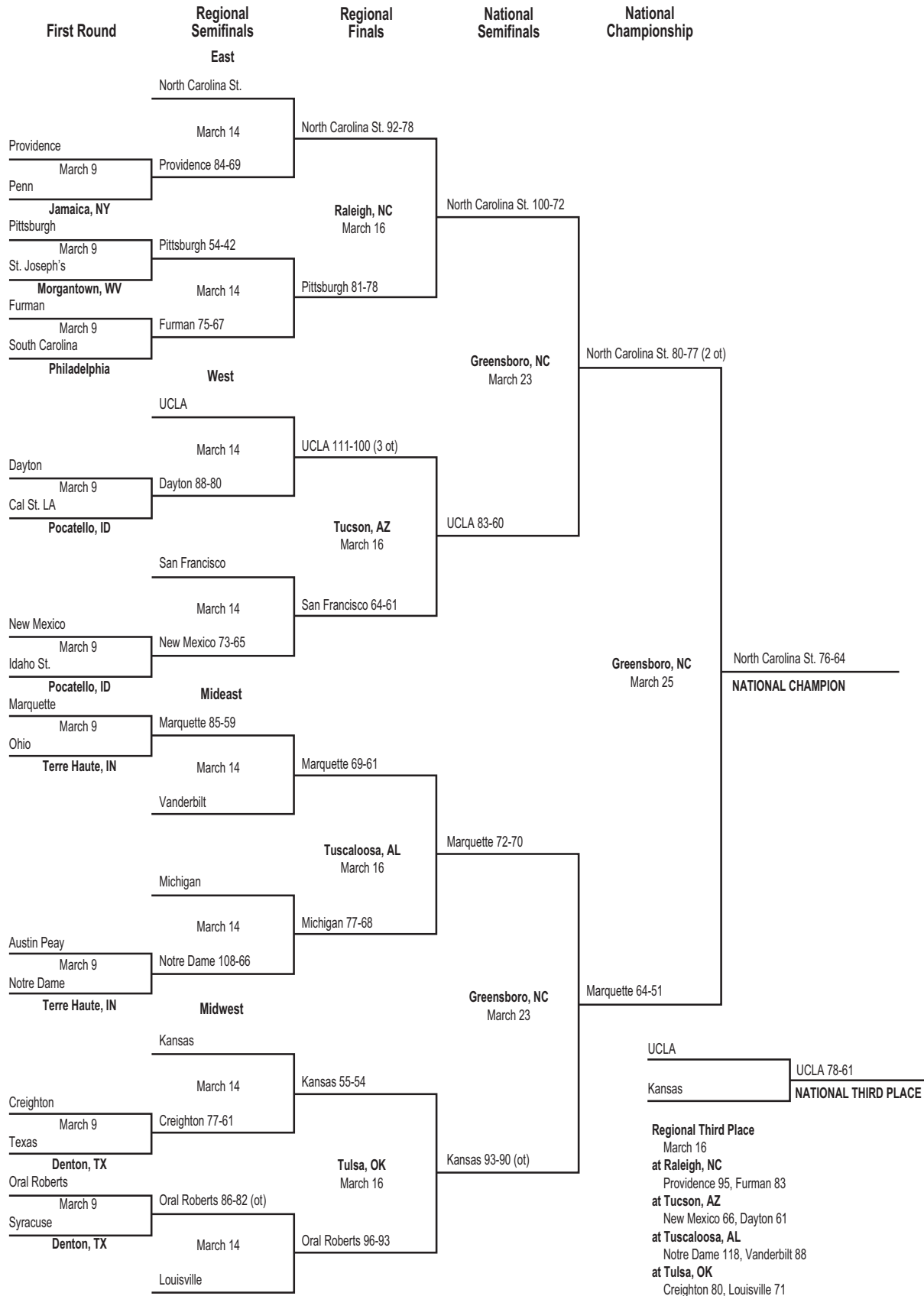


*La.-Lafayette's, Long Beach State's and Minnesota's participation in 1972 tournament vacated.

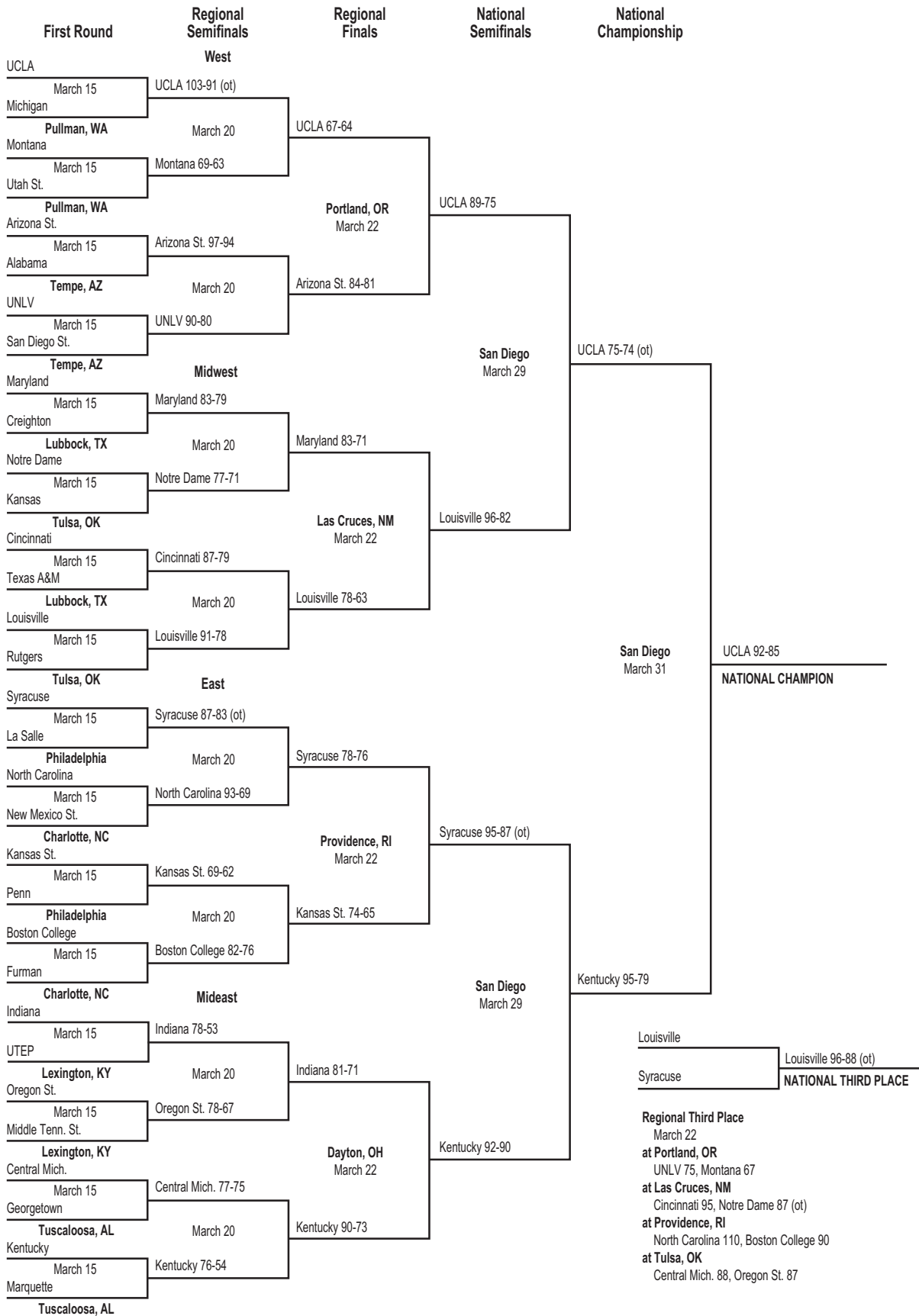
1973 Championship Bracket



1974 Championship Bracket



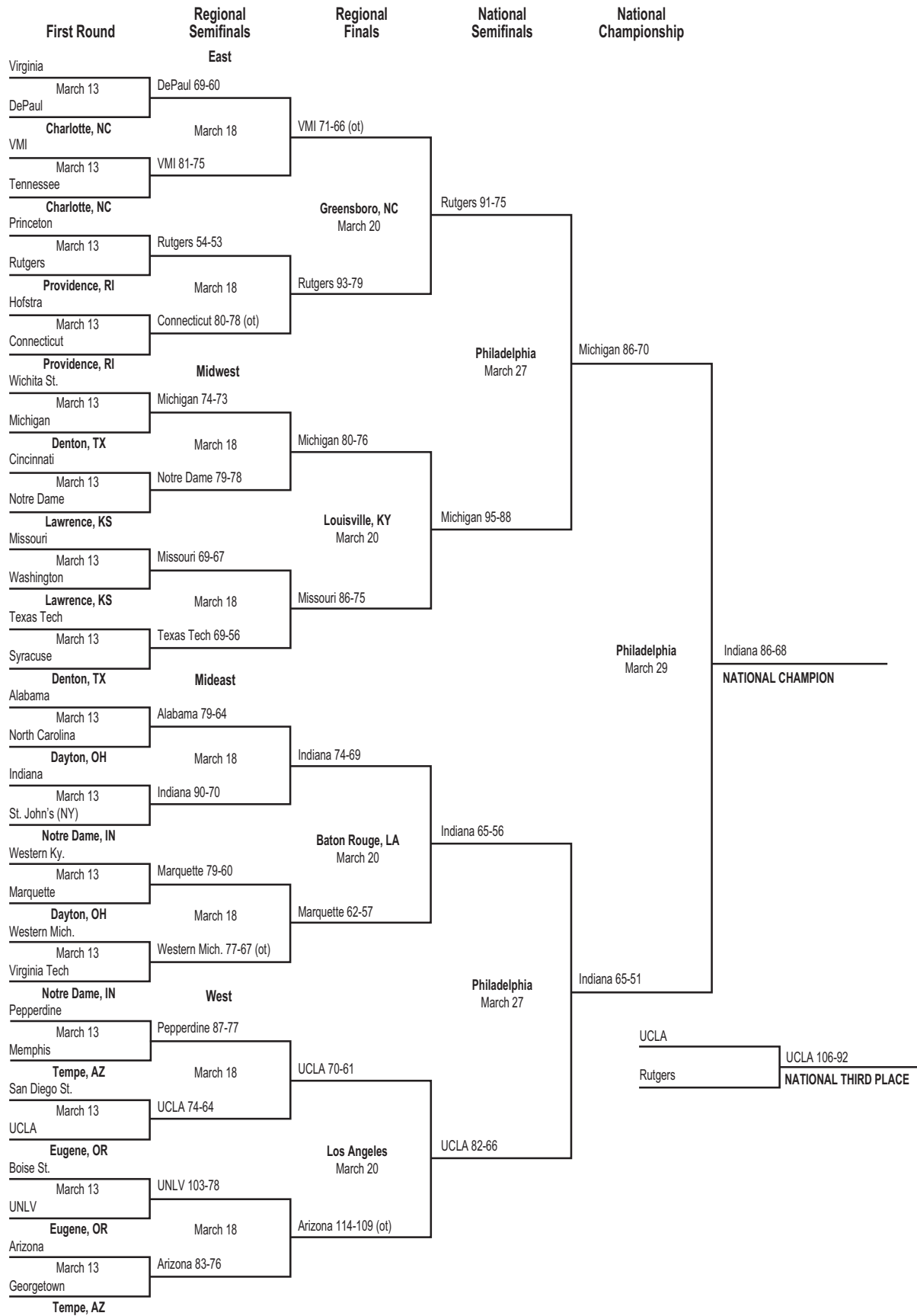
1975 Championship Bracket



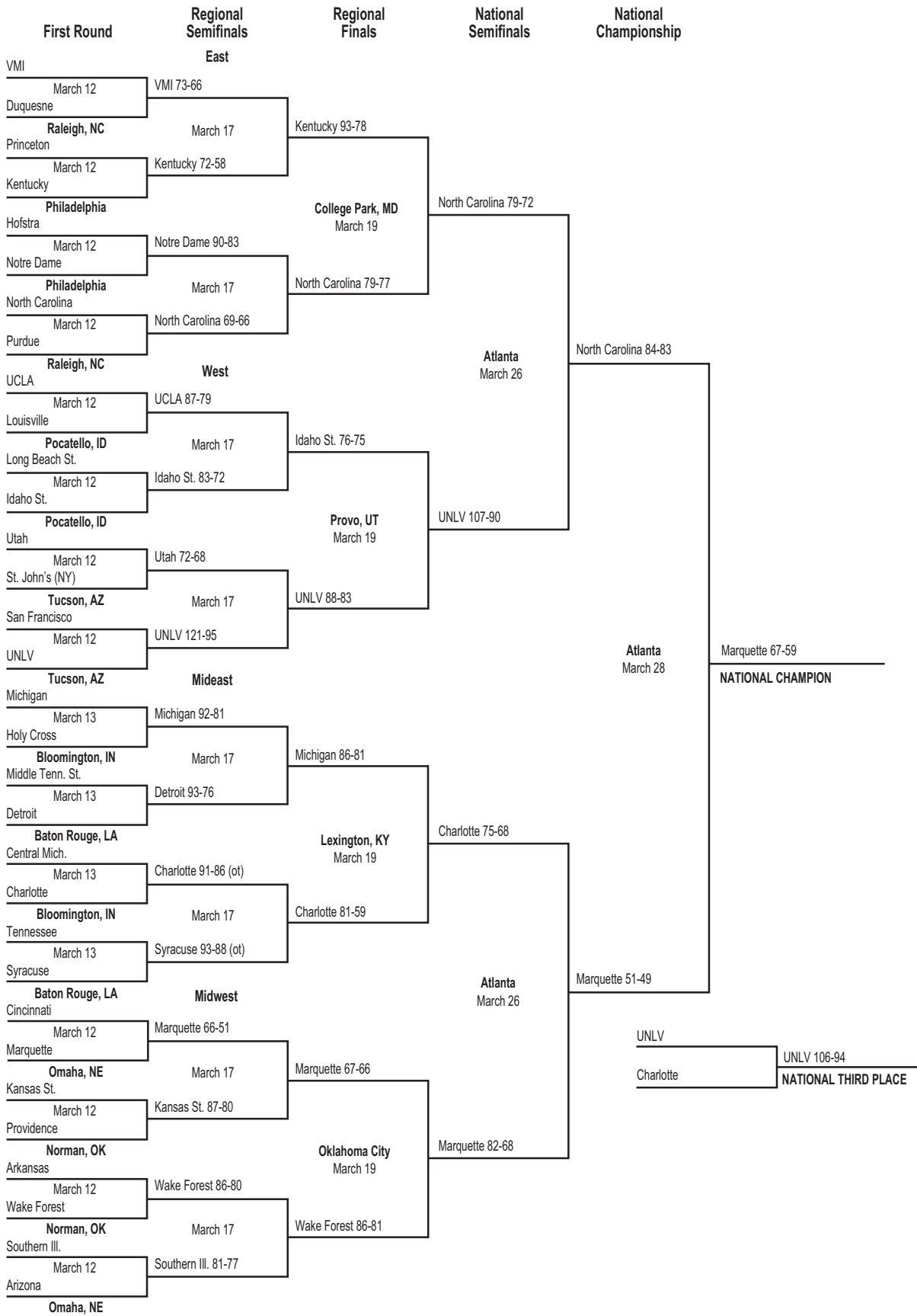
Louisville
 Syracuse
 Louisville 96-88 (ot)
NATIONAL THIRD PLACE

Regional Third Place
 March 22
at Portland, OR
 UNLV 75, Montana 67
at Las Cruces, NM
 Cincinnati 95, Notre Dame 87 (ot)
at Providence, RI
 North Carolina 110, Boston College 90
at Tulsa, OK
 Central Mich. 88, Oregon St. 87

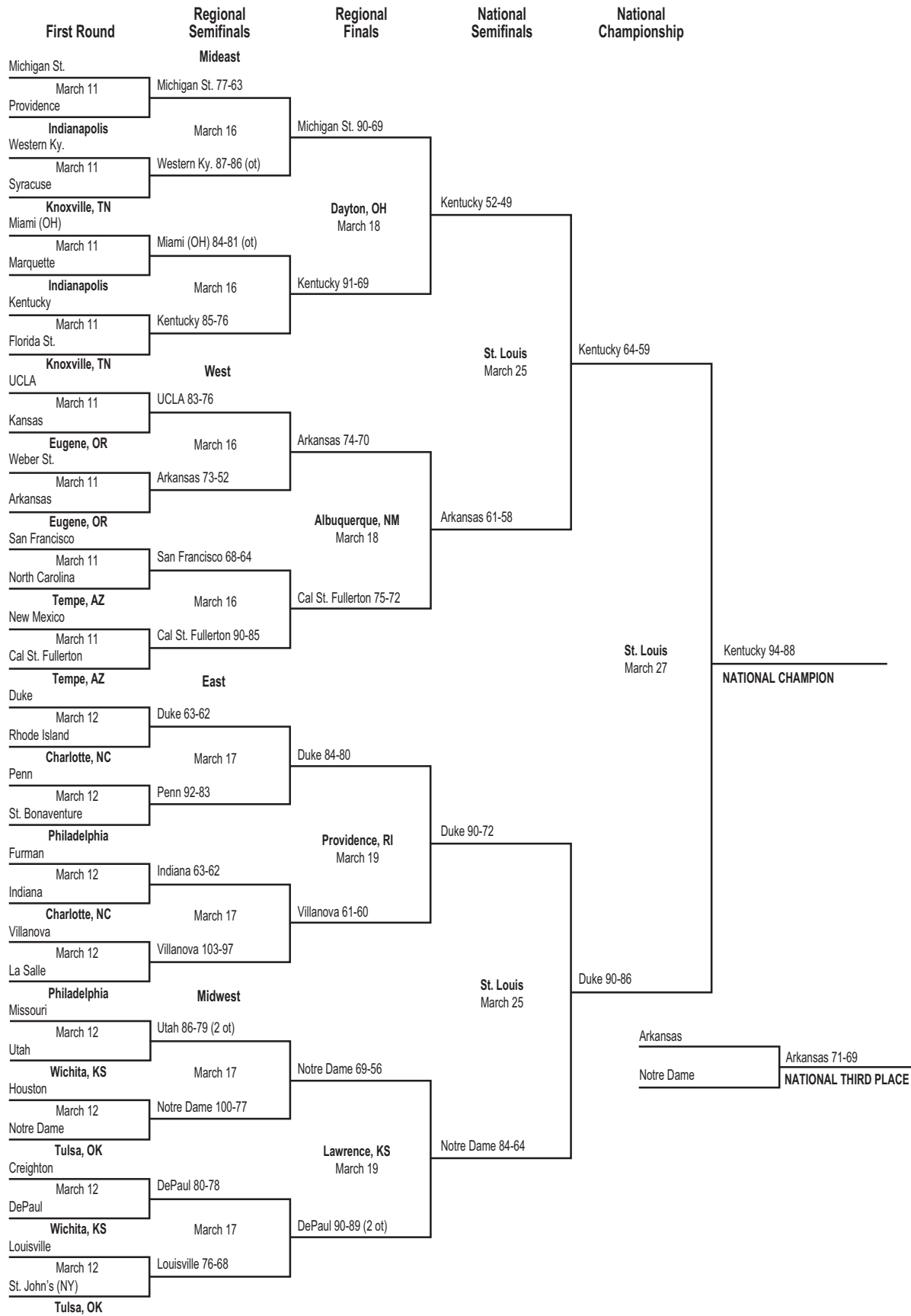
1976 Championship Bracket



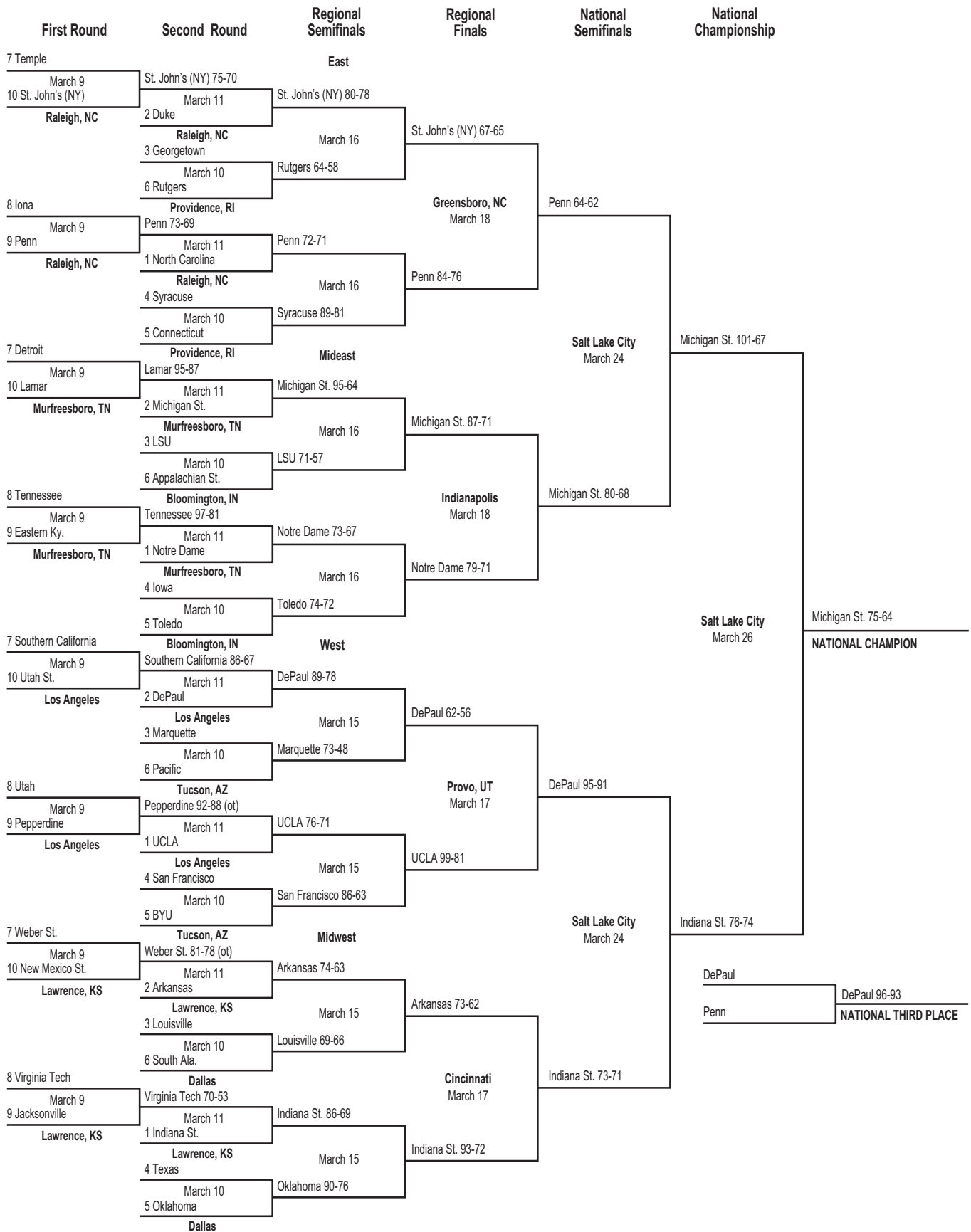
1977 Championship Bracket



1978 Championship Bracket



1979 Championship Bracket



1980 Championship Bracket

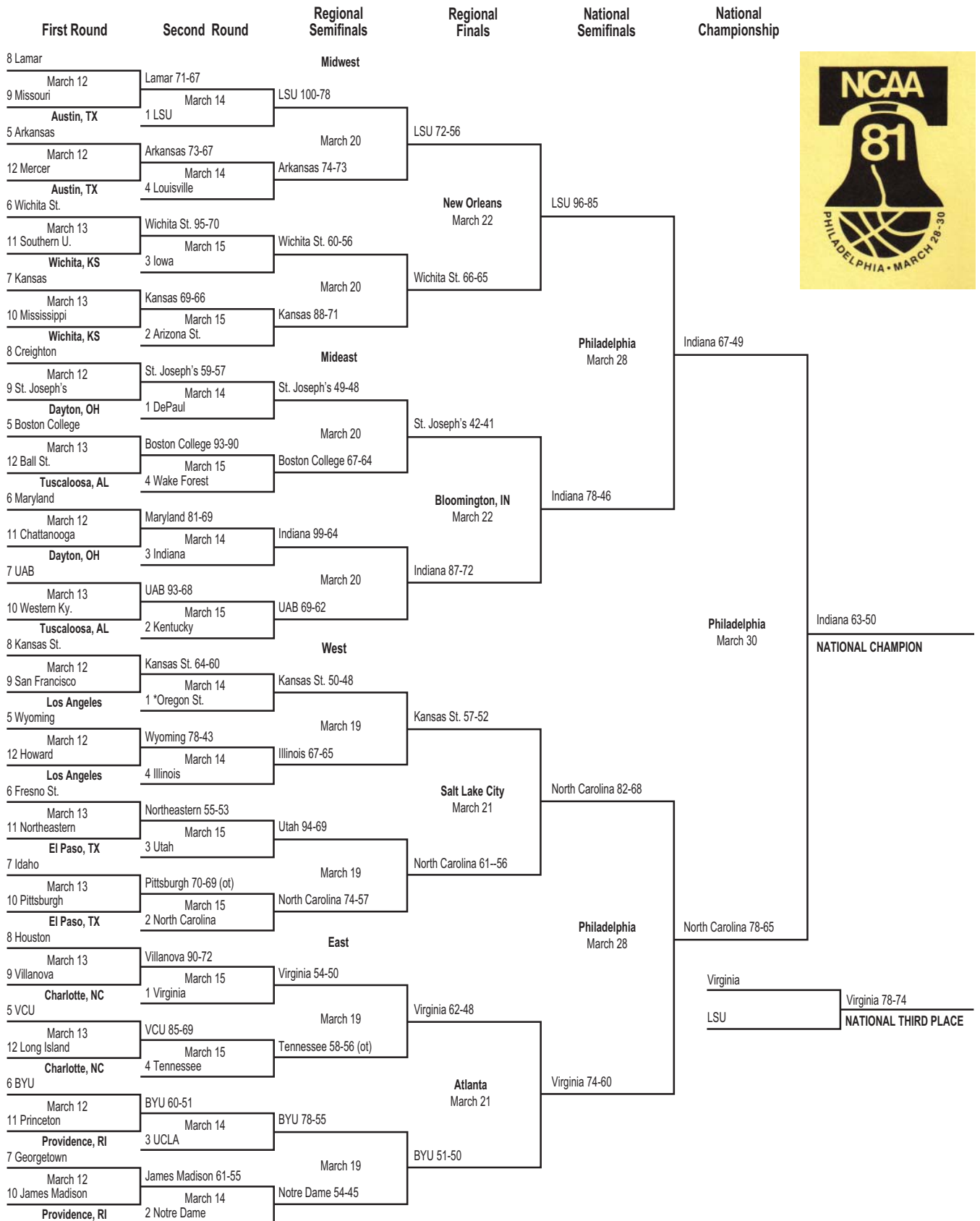


NATIONAL CHAMPION

NATIONAL THIRD PLACE


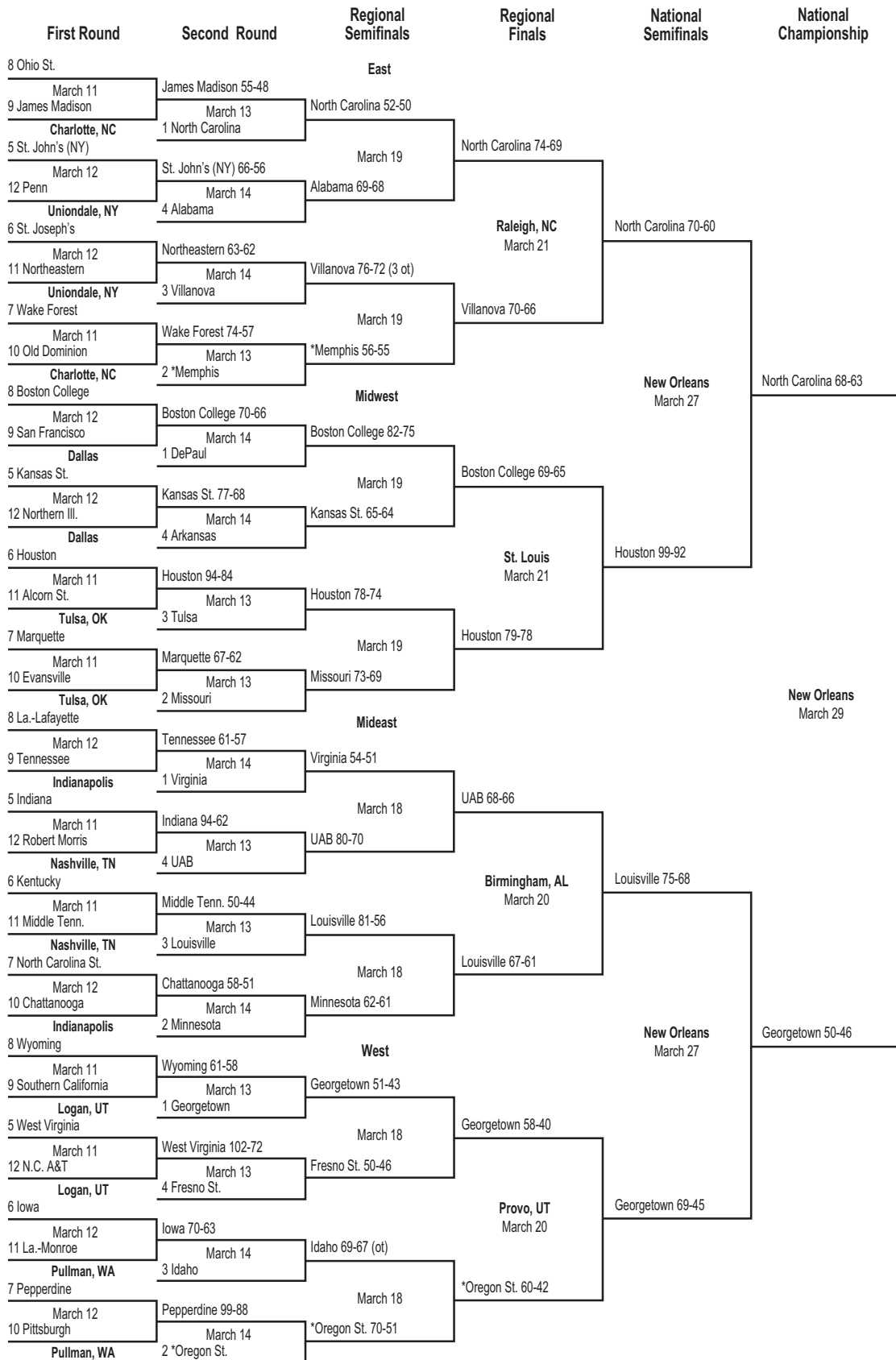
*Iona's, Loyola Marymount's, Oregon State's and UCLA's participation in 1980 tournament vacated.

1981 Championship Bracket



*Oregon State's participation in 1981 tournament vacated.

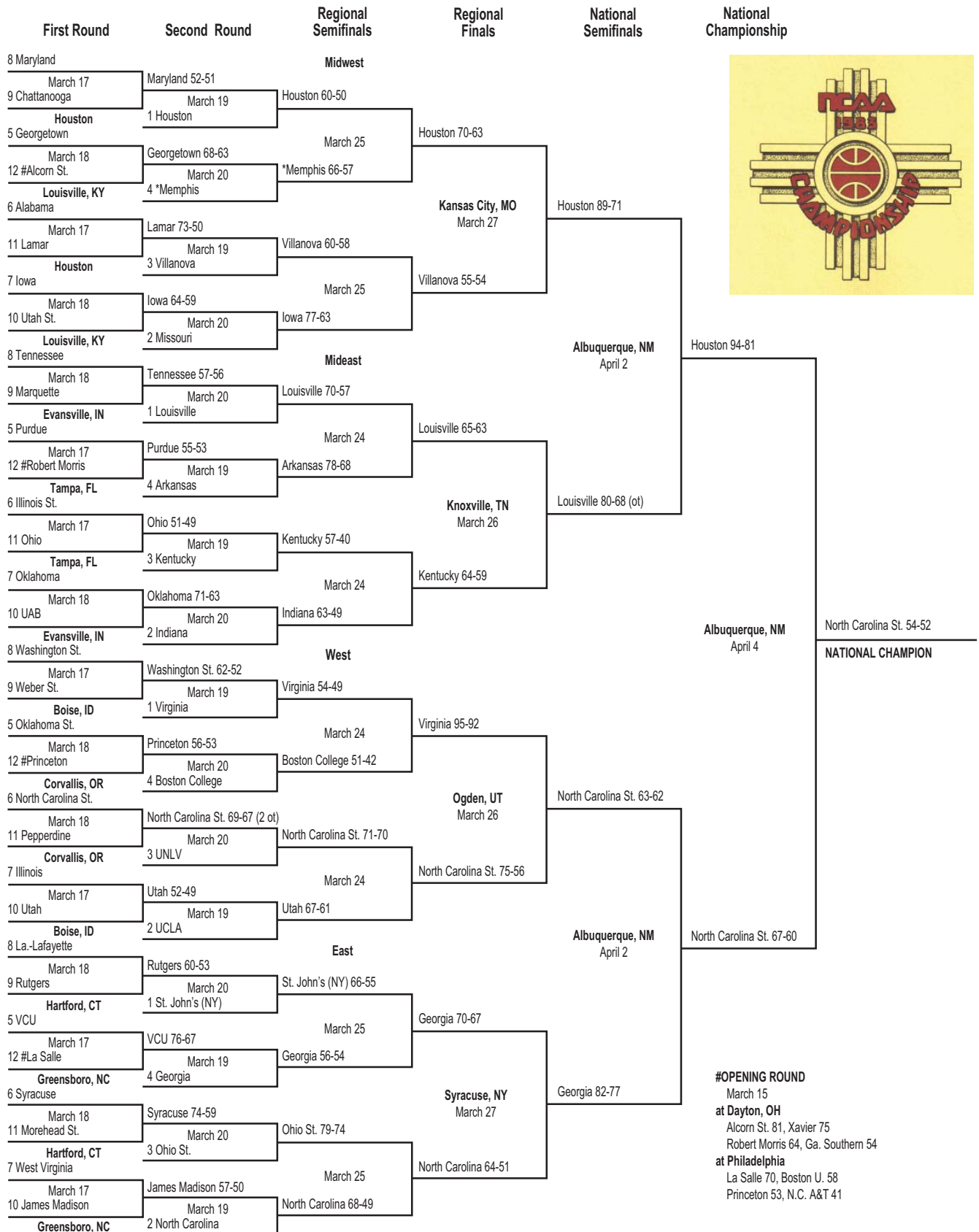
1982 Championship Bracket



North Carolina 63-62
NATIONAL CHAMPION

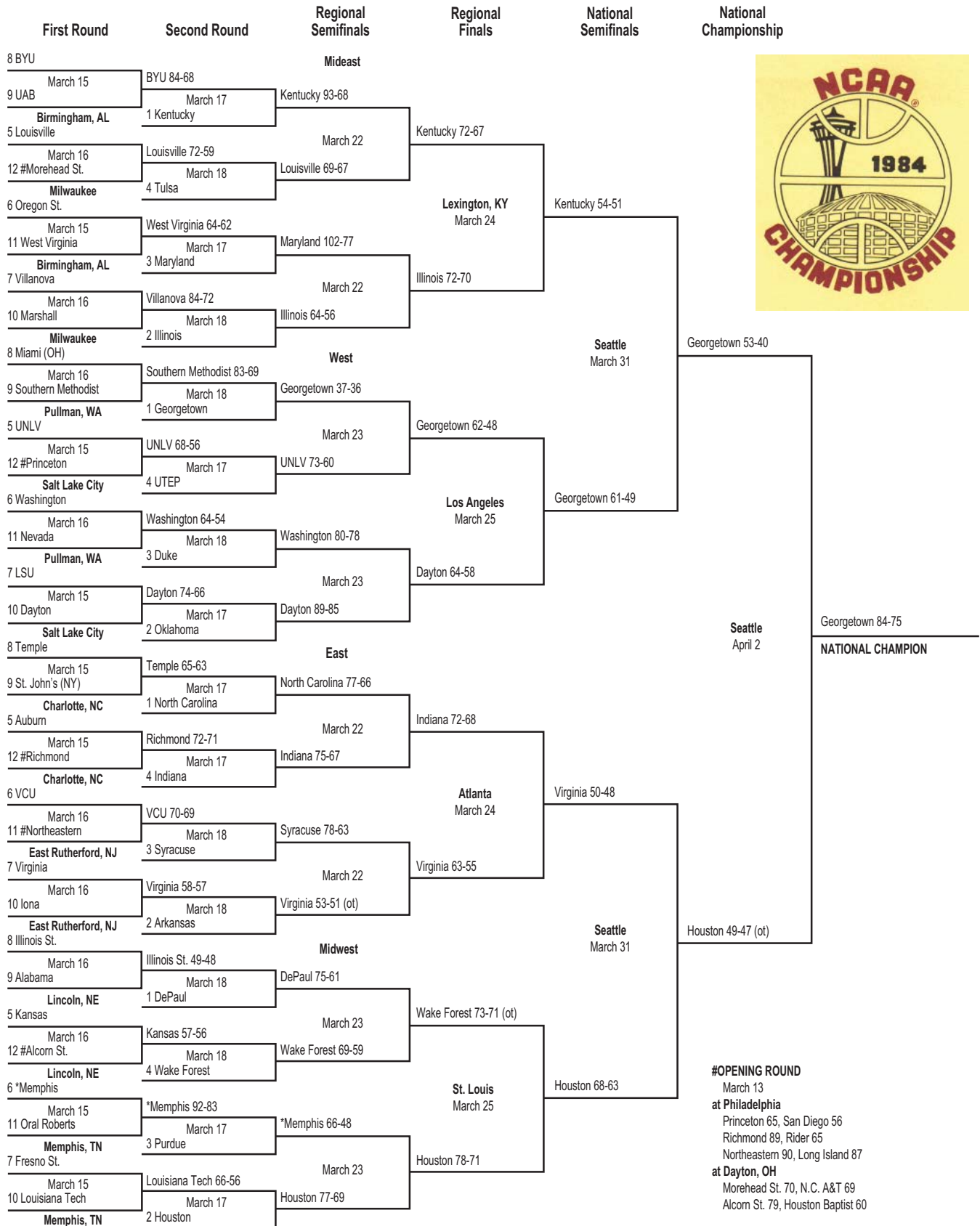
*Oregon State's and Memphis' participation in 1982 tournament vacated.

1983 Championship Bracket




*Memphis' participation in 1983 tournament vacated.

1984 Championship Bracket




*Memphis' participation in 1984 tournament vacated.

1985 Championship Bracket




*Georgia's and Memphis' participation in 1985 tournament vacated.

1986 Championship Bracket




*DePaul's and Memphis' participation in 1986 tournament vacated.

1987 Championship Bracket



*Alabama's, DePaul's, Florida's, Marshall's and North Carolina State's participation in 1987 tournament vacated.

1988 Championship Bracket



NATIONAL CHAMPION


*DePaul's, Florida's, Kentucky's, Maryland's and North Carolina State's participation in 1988 tournament vacated.

1989 Championship Bracket



*DePaul's participation in 1989 tournament vacated.

1990 Championship Bracket




UNLV 90-81
UNLV 103-73
NATIONAL CHAMPION

*Clemson's participation in 1990 tournament vacated.

1991 Championship Bracket




1992 Championship Bracket





*New Mexico State's participation in 1992 tournament vacated.
Michigan's participation in 1992 Final Four vacated.

1993 Championship Bracket



*Michigan's and New Mexico State's participation in 1993 tournament vacated.


1994 Championship Bracket



Arkansas 76-72
NATIONAL CHAMPION

*Minnesota's, Missouri's and New Mexico State's participation in 1994 tournament vacated.

1995 Championship Bracket



UCLA 89-78
NATIONAL CHAMPION

*Arizona State's and Minnesota's participation in 1995 tournament vacated.

1996 Championship Bracket



*California's, Connecticut's, Massachusetts', Michigan's, Purdue's and Texas Tech's participation in 1996 tournament vacated.


1997 Championship Bracket



Arizona 84-79 (ot)
NATIONAL CHAMPION


*Minnesota's participation in 1997 tournament vacated.

1998 Championship Bracket




*Michigan's participation in 1998 tournament vacated.

1999 Championship Bracket



*Arizona's, Ohio State's and UCLA's participation in 1999 tournament vacated.

2000 Championship Bracket




*Fresno State's and Ohio State's participation in 2000 tournament vacated.

2001 Championship Bracket




*Ohio State's participation in 2001 tournament vacated.

2002 Championship Bracket




2003 Championship Bracket



%Opening Round
 March 18 - Dayton, OH
 UNC Asheville 92 (ot)
 Texas Southern 84

2004 Championship Bracket




San Antonio
April 5
UConn 82-73
NATIONAL CHAMPION


%Opening Round
March 16 - Dayton, OH
Florida A&M 72
Lehigh 57

*La.-Lafayette's participation in 2004 tournament vacated.


2005 Championship Bracket



2006 Championship Bracket




2007 Championship Bracket



Atlanta
April 2
Florida 84-75
NATIONAL CHAMPION


%Opening Round
March 13 - Dayton, OH
Niagara 77
Florida A&M 69

2008 Championship Bracket




%Opening Round
 March 18 - Dayton, OH
 Mt. St. Mary's 69
 Coppin St. 60

2009 Championship Bracket



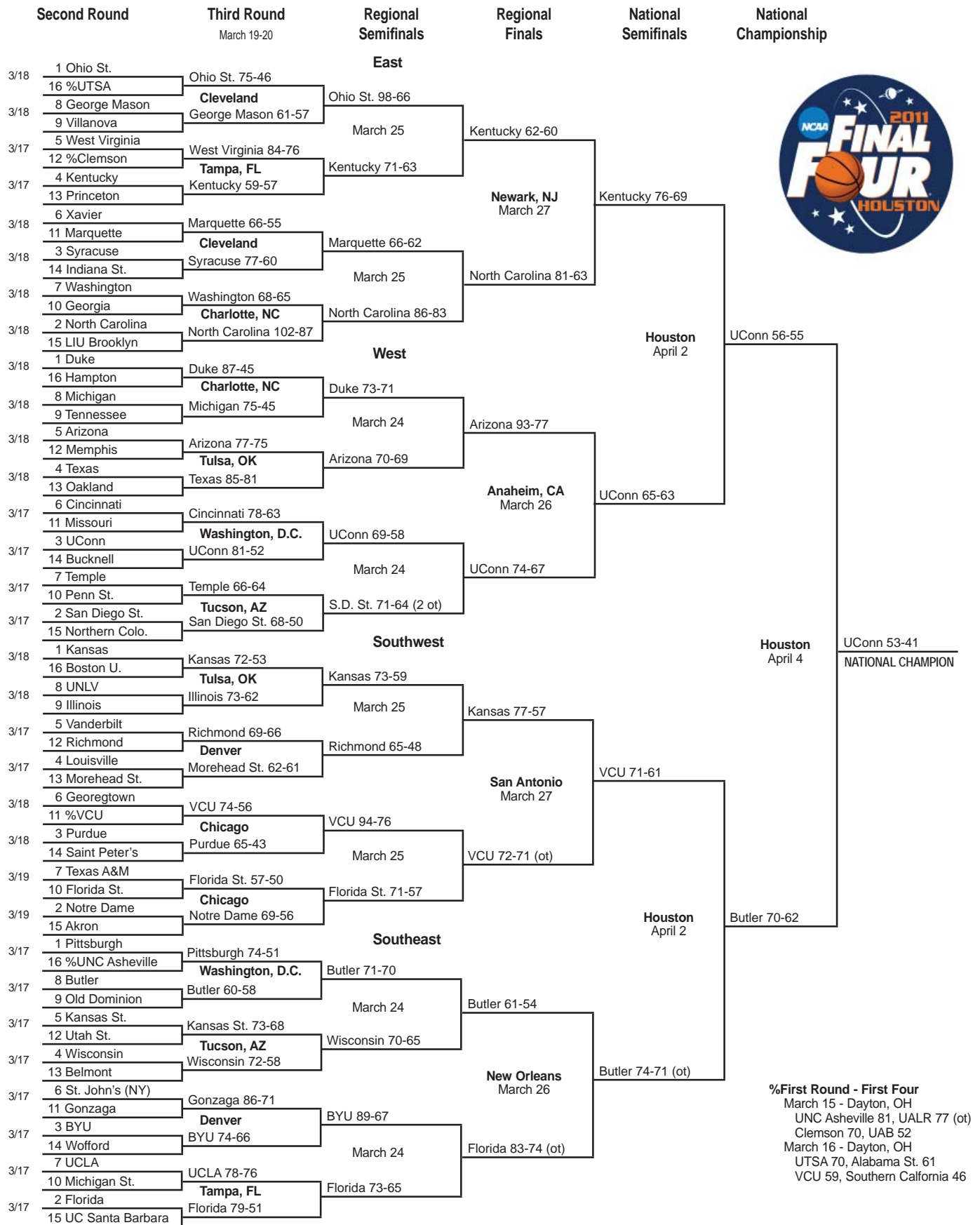
%Opening Round
 March 17 - Dayton, OH
 Morehead St. 58
 Alabama St. 43

2010 Championship Bracket




%Opening Round
 March 16 - Dayton, OH 44
 Winthrop 44
 Ark.-Pine Bluff 61

2011 Championship Bracket




2012 Championship Bracket



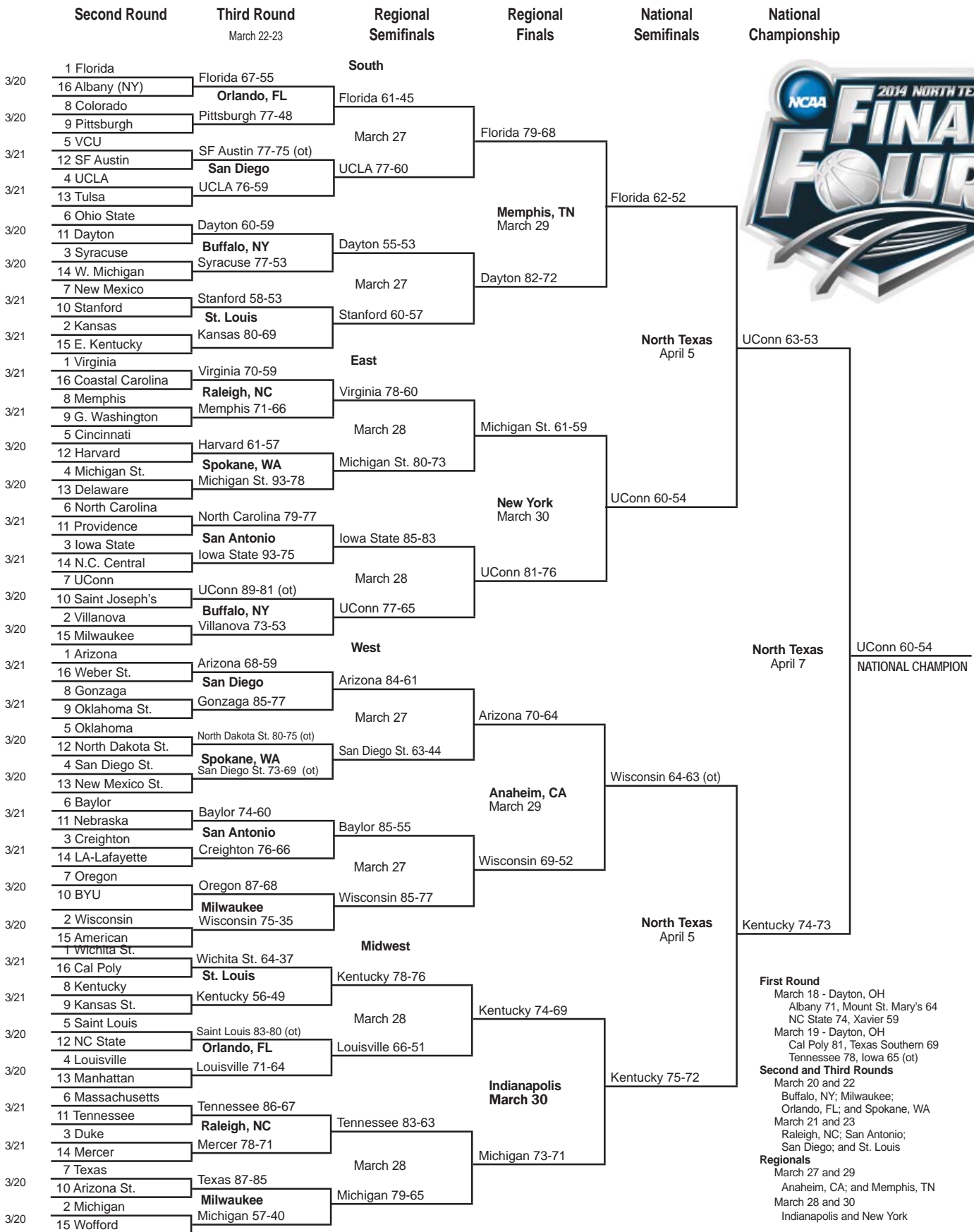
%First Round - First Four
 March 13 - Dayton, OH
 Western Ky. 59, Mississippi Val. 58
 BYU 78, Iona 72
 March 14 - Dayton, OH
 Vermont 71, Lamar 59
 South Fla. 65, California 54

2013 Championship Bracket




First Round - First Four
 March 19 - Dayton, OH
 N.C. A&T 73, Liberty 72
 St. Mary's (CA) 67, Middle Tenn. 54
 March 20 - Dayton, OH
 James Madison 68, LIU Brooklyn 55
 La Salle 80, Boise St. 71


2014 Championship Bracket



2015 Championship Bracket



2016 Championship Bracket



Houston
April 2

Houston
April 4

NATIONAL CHAMPION

First Four
March 15 and 16
Dayton, OH

First and Second Rounds
March 17 and 19
Denver; Des Moines;
Providence and Raleigh

March 18 and 20
Brooklyn; Oklahoma City;
St. Louis; and Spokane

Regionals
March 24 and 26
Anaheim and Louisville
March 25 and 27
Chicago and Philadelphia