



OFFICIAL 2007 NCAA® WOMEN'S BASKETBALL RECORDS BOOK





OFFICIAL 2007 NCAA® WOMEN'S BASKETBALL RECORDS BOOK





THE NATIONAL COLLEGIATE ATHLETIC ASSOCIATION

P.O. Box 6222, Indianapolis, Indiana 46206-6222

317/917-6222

www.ncaa.org

November 2006

Compiled By:

Jennifer Blomenberg, *Assistant Director of Statistics*

Distributed to sports information directors and conference publicity directors.

NCAA, NCAA logo and National Collegiate Athletic Association are registered marks of the Association and use in any manner is prohibited unless prior approval is obtained from the Association.

Copyright, 2006, by the National Collegiate Athletic Association.
Printed in the United States of America.

ISSN 1089-5299
NCAA 56039-11/06

On the Cover:

Top row (left to right): Sylvia Hatchell, North Carolina; Maryland Terrapin (Jamie Schwaberow/NCAA Photos); Glen Wilkes, Jr., Rollins (Gary Bodgon); Division III Championship celebration (Stephen Nowland/NCAA Photos)

Second row: Brian Morehouse, Hope (Stephen Nowland/NCAA Photos); Mindy Young, Pitt.-Johnstown; Sharimion Selman, American Int'l & Niki Reams, Grand Valley (Wesley Hitt/NCAA Photos); Lindsey Harding, Duke & Kristi Toliver, Maryland (Jamie Schwaberow/NCAA Photos)

Third row: Julie Henderson, Hope (Stephen Nowland/NCAA Photos); Gene Roebuck, North Dakota; Rebecca Lobo, Connecticut; Megan Silva, Randolph-Macon (Pete Emerson)

Bottom row: Seimone Augustus, LSU (Rodolfo Gonzalez/NCAA Photos); Tasha Rodgers, Washington-St. Louis; Jennifer Harris, Washburn (Gene Cassell/Washburn Sports Info); Lynette Woodard, Kansas

Contents

New to this Book	4
School Name-Change/Abbreviation Key	5
Division I Records	9
Division II Records.....	43
Division III Records.....	67
Individual Collegiate Records	91
Pre-NCAA Statistical Leaders	99
Award Winners	103
Coaching Records	121
Championships	129
Statistical Leaders	151
Conference Standings	179
Attendance Records	197
Playing Rules History	217
2006 Results.....	223




Photo by USI Sports Information

Photo by Wis-Oshkosh Sports Information



New To this Book

Award Winners

	Page(s)
D3Hoops.com All-America Teams	107
Ed Steitz Award	109
NCAA 25th Anniversary Team	111
John Bunn Award	111

Coaching Records

Most Seasons with One Team (all divisions included)	124
Division II	
Winningest Active Coaches, Minimum of Five Years as Head Coach but Fewer than Five Years at Division II	125
Division III	
Winningest Active Coaches, Minimum of Five Years as Head Coach but Fewer than Five Years at Division III	127

School Name- Change/ Abbreviation Key

Various schools have changed their name. The current school name is listed along with other names by which the schools have been referred. (Note: Not all schools on this list currently sponsor or have sponsored women's basketball.)

SCHOOL name changes

Current school name:

Changed from:

Akron.....	Buchtel
Albertson.....	Col. of Idaho
Alcorn St.....	Alcorn A&M
Alliant Int'l.....	U.S. Int'l; Cal Western
Arcadia.....	Beaver
Arizona St.....	Tempe St.
Ark.-Pine Bluff.....	Arkansas AM&N
Armstrong Atlantic.....	Armstrong St.
Ashford.....	Franciscan; Mt. St. Clare
Auburn.....	Alabama Poly
Augusta St.....	Augusta
Bemidji St.....	Bemidji Teachers
Benedictine (Ill.).....	Ill. Benedictine
Bradley.....	Bradley Tech
UC Davis.....	California Aggies
Cal St. East Bay.....	Cal St. Hayward
Cal St. Fullerton.....	Orange County State College; Orange St.
Cal St. L.A.....	Los Angeles St.
Cal St. Northridge.....	San Fernando Valley St.
Carnegie Mellon.....	Carnegie Tech
Case Reserve.....	Case Institute of Technology
Central Ark.....	Conway St. Teachers
Central Conn. St.....	New Haven St.
Central Mich.....	Mt. Pleasant
Central Mo.....	Warrensburg Teachers; Central Mo. St.
Central Okla.....	Central St. (Okla.)
Charleston So.....	Baptist (S.C.)
Charleston (W.V.).....	Morris Harvey
Charlotte.....	UNC Charlotte
Chattanooga.....	Tenn.-Chatt.
Chicago St.....	Chicago Teachers
Cleveland St.....	Fenn
Colorado St.....	Colorado A&M
Colorado St.-Pueblo.....	Southern Colo.
Columbus St.....	Columbus
Concordia (Ill.).....	Concordia Teachers
Concordia (Calif.).....	Christ College-Irvine
Connecticut.....	Connecticut Aggies
Corban.....	Western Baptist
Crown (Minn.).....	St. Paul Bible
Crossroads.....	Minnesota Bible
Dayton.....	St. Mary's Institute
Delaware Val.....	National Aggies
DeSales.....	Allentown
Detroit.....	Detroit Mercy; Detroit Tech
Dist. of Columbia.....	D.C. Teachers; Federal City
Dominican.....	Rosary
Drexel.....	Drexel Tech
Dubuque.....	Columbia Col.
Duke.....	Trinity (N.C.)
East Caro.....	Greenville Teachers
Eastern Conn. St.....	Willimantic St.
Eastern Mich.....	Ypsilanti Teachers; Michigan Normal
Eckerd.....	Fla. Presbyterian
Emporia St.....	Kansas St. Normal
FDU-Florham.....	FDU-Madison
Farmington St.....	Me.-Farmington
Fort Hays St.....	Kansas St. Normal-Western
Fresno St.....	Fresno Pacific
Ga. Southern.....	Georgia Teachers
Idaho St.....	Academy of Idaho; Idaho Tech. Inst.; Idaho-Southern




Photo by Stanford Sports Information



Current school name:

Changed from:

Ill.-Chicago.....	Ill.-Chicago Circle
Illinois St.....	Illinois St. Normal; Illinois Normal
Indiana (Pa.).....	Indiana St. (Pa.)
Indianapolis.....	Indiana Central
Iowa.....	State University of Iowa
Iowa St.....	Ames
James Madison.....	Madison
Johnson C. Smith.....	Johnson Smith
Kansas St.....	Kansas Aggies
Kean.....	Newark St.
Kent St.....	Kent
La Sierra.....	Loma Linda
Lamar.....	Lamar Tech
Liberty.....	Lynchburg Baptist; Liberty Baptist
La.-Lafayette.....	Southwestern La.
La.-Monroe.....	Northeast La.
Loyola Marymount.....	St. Vincent's; Loyola U. of L.A.
Lycoming.....	Williamsport Dickinson Seminary
Lynn.....	Col. of Boca Raton
Lyon.....	Arkansas Col.
Maritime (N.Y.).....	N.Y. Maritime
Martin Luther.....	Northwestern (Minn.); Dr. Martin Luther
Marycrest Int'l.....	Teikyo Marycrest
Md.-East Shore.....	Maryland St.
Massachusetts.....	Massachusetts St.; Massachusetts Agriculture Col.; Massachusetts Aggies
Mass.-Dartmouth.....	Southwestern Mass.
Mass.-Lowell.....	Lowell; Lowell St.; Lowell Tech
McDaniel.....	Western Md.
Memphis.....	Memphis St.; West Tennessee St. Normal
Michigan Tech.....	Michigan Mines and Tech
Millersville.....	Millersville St.
Millikin.....	James Millikin
Minn. St. Mankato.....	Mankato Teachers; Mankato St.
Minn. St. Moorhead.....	Moorhead Teachers; Moorhead St.
Mississippi Col.....	Mississippi A&M
Mississippi Val.....	Mississippi Vocational
Missouri St.....	Springfield Teachers; Southwest Mo. St.
Mo.-Rolla.....	Missouri School of Mines
Montana St.-Billings.....	Eastern Montana
Montana St.-Northern.....	Northern Montana
Murray St.....	Murray Teachers
Neb.-Kearney.....	Kearney St.
Neb.-Omaha.....	Omaha
New England U.....	St. Francis (Me.)
New Jersey City.....	Jersey City St.
N.J. Inst. of Tech.....	Newark Engineering
N.M. Highlands.....	Las Vegas Teachers
New Mexico St.....	New Mexico A&M
New Orleans.....	Louisiana St. (N.O.)
North Ala.....	Florence St.
N.C. Central.....	North Caro. College
UNC Pembroke.....	Pembroke St.
North Central Texas.....	Cooke County
North Texas.....	North Tex. St.
Northeastern St.....	Northeastern Okla. St.
Northern Ariz.....	Flagstaff Teachers; Arizona St.-Flagstaff
Northern Colo.....	Colorado St. Teachers; Colorado St. Col.
Northern Ill.....	DeKalb Teachers
Northwest Mo. St.....	Maryville Teachers
Okla. Panhandle.....	Panhandle A&M; Panhandle St.
Oklahoma St.....	Oklahoma A&M
Old Dominion.....	William & Mary (Norfolk)
Pacific.....	Col. of the Pacific
Pacific (Ore.).....	Pacific U.
Penn St.-Berks.....	Penn St. Berks-Lehigh Val.; Berks & Lehigh
Penn St.-Harrisburg.....	Penn St.-Capitol
Pepperdine.....	George Pepperdine
Philadelphia Sciences.....	Philadelphia Pharmacy
Philadelphia U.....	Philadelphia Textile
Pittsburgh.....	Western Pennsylvania
Polytechnic (N.Y.).....	New York Poly; Brooklyn Poly
Portland St.....	Vanport (1947-54)
Post.....	Teikyo Post
Rhodes.....	Southwestern (Tenn.)
Rice.....	Rice Institute
Richard Stockton.....	Stockton St.
Rochester Inst.....	Mechanics Institute
Rose-Hulman.....	Rose Polytechnic Institute
Rowan.....	Glassboro St.
Salem Int'l.....	Salem-Teikyo; Salem
Samford.....	Howard Col.

Current school name:

Changed from:

San Diego Christian	Heritage
S.C. Upstate	S.C. Spartanburg
Southeast Mo. St.	Cape Girardeau Teachers
Southern Ark.	Magnolia A&M
Southern Conn. St.	New Britain St.
Southern Ind.	Indiana St. Evansville
Southern Me.	Maine Portland-Gorham; Gorham St. (Me.)
Southern Miss.	Mississippi Southern Col.; Mississippi Normal
Southern Nazarene	Bethany Nazarene
Southern N.H.	New Hamp. Col.
Southern U.	Southern B.R.
Southwest Minn. St.	Southwest St.
Stevens Institute	Stevens Christian
Taylor-Ft. Wayne	Summit Christian
Texas A&M-Commerce	East Texas St.
Texas A&M-Kingsville	Texas A&I
Tex.-Pan American	Pan American
Texas St.	Southwest Tex. St.
Towson	Towson St.
Troy	Troy St.
Truman	Kirkville Teachers; Northeast Mo. St.; Truman St.
Tulsa	Henry Kendall
Vanguard	Southern California Col.
Virginia-Wise	Clinch Valley
Washburn	Lincoln Col.
Washington-St. Louis	Washington (Mo.)
Washington St.	Washington Agricultural Col.
West Ala.	Livingston
West Tex. A&M	West Texas St.
Western Caro.	Cullowhee Teachers
Western N.M.	New Mexico Western
Western Mich.	Western State Teachers
Western Ore.	Monmouth Normal; Oregon Tech; Oregon Col. of Education
Western St.	Colo. Western; Colorado Normal
Westmar	Western Union Col.; Teikyo Westmar
Wichita St.	Fairmount
Widener	Pennsylvania Military Col.
Wm. Paterson	Paterson St.
Wis.-Eau Claire	Eau Claire Teachers
Wis.-La Crosse	La Crosse Teachers
Wis.-Platteville	Platteville Teachers
Wis.-River Falls	River Falls Teachers
Wis.-Steven Point	Stevens Point Falls Teachers
Wis.-Superior	Superior Normal; Superior St. Teachers
Wis.-Whitewater	Whitewater Teachers
Xavier	St. Xavier

SCHOOLS also known as

Current school name:

Also known as:

Air Force	U.S. Air Force Academy
Apprentice School	Newport News
Army	U.S. Military Academy; West Point
Baruch	Bernard M. Baruch
Case Reserve	Case Western Reserve
CCNY	City College of New York
Coast Guard	U.S. Coast Guard Academy
GC&SU	Georgia College & State
Hawthorne	Nathaniel Hawthorne
IPFW	Indiana/Purdue-Ft. Wayne
IUPUI	Indiana/Purdue-Indianapolis
Lehman	Herbert H. Lehman
Lipscomb	David Lipscomb
Long Island	LIU-Brooklyn
LSU	Louisiana St.
Mass. Liberal Arts	Massachusetts College (was North Adams St.)
Merchant Marine	King's Point; U.S. Merchant Marine Academy
MIT	Massachusetts Institute of Technology
Navy	U.S. Naval Academy
NYCCT	New York City Tech; City Tech
NYIT	New York Institute of Technology; New York Tech
Rensselaer	RPI, Rensselaer Poly Inst.
Rochester Inst.	RIT
Sewanee	University of the South
SMU	Southern Methodist
Southampton	LIU-Southampton
TCNJ	The Col. of New Jersey (was Trenton St.)
TCU	Texas Christian (was AddRan Christian)
UAB	Ala.-Birmingham
UCF	Central Fla. (was Florida Tech)
UCLA	University of California, Los Angeles
UMBC	Md.-Balt. County



Photo by Central [lowe] Sports Information

Current school name:

Also known as:

UMKCMo.-Kansas City
UNI.....Northern Iowa (was Iowa Normal; State Col. of Iowa)
UNLV.....Nevada-Las Vegas (was Nevada Southern)
UTEP.....Texas-El Paso (was Texas Western)
UTSA.....Texas-San Antonio
VCU.....Va. Commonwealth
VMI.....Va. Military
WPI.....Worcester Poly Inst.; Worcester Tech



Division I Records

Individual Records	10
Team Records	12
All-Time Individual Leaders	14
Annual Individual Champions	23
All-Time Team Leaders	24
Annual Team Champions	28
Statistical Trends History	31
All-Time Winningest Teams	31
Winningest Teams Over	
Last Five Years	34
Winning and Losing Streaks	35
National Polls	36



Individual Records

Official NCAA women's basketball records began with the 1981-82 season and are based on information submitted to the NCAA statistics service by institutions participating in the weekly statistics rankings. Official career records include players who played at least three seasons (in a four-season career) or two (in a three-season career) in Division I during the era of official NCAA statistics. Assists were added in 1985-86 and three-point field goals, blocked shots and steals were added in 1987-88. Scoring, rebounding, assists, blocked shots and steals are ranked on total number and on per-game average; shooting, on percentage. In statistical rankings, the rounding of percentages and/or averages may indicate ties where none exist. In these cases, the numerical order of the rankings is accurate.

Scoring

POINTS

Game

60—Cindy Brown, Long Beach St. vs. San Jose St., Feb. 16, 1987 (20 FGs, 20 FTs)

Season

1,062—Jackie Stiles, Missouri St., 2001 (365 FGs, 65 3FGs, 267 FTs, 35 games)

Career

3,393—Jackie Stiles, Missouri St., 1997-01 (1,160 FGs, 221 3FGs, 852 FTs, 129 games)

AVERAGE PER GAME

Season

33.6—Patricia Hoskins, Mississippi Val., 1989 (908 points in 27 games)

Career

28.4—Patricia Hoskins, Mississippi Val., 1985-89 (3,122 in 110)

DOUBLE-FIGURE SCORING GAMES

Consecutive

125—LaToya Thomas, Mississippi St., 1998-02 (every game of career)

Career

130—Sophia Young, Baylor, 2003-06 (139 games)

Scored in Double Figures in Every Game of Career

Career

125 games—LaToya Thomas, Mississippi St., 1998-02

Field Goals

FIELD GOALS

Game

27—Lorri Bauman, Drake vs. Missouri St., Jan. 6, 1984 (33 attempts, 82.0%)

Season

392—Barbara Kennedy, Clemson, 1982 (760 attempts, 51.6%)

Career

1,259—Joyce Walker, LSU, 1981-84 (2,238 attempts, 56.8%)

CONSECUTIVE FIELD GOALS

Game

17—Dorinda Lindstrom, Santa Clara vs. Fresno St., Nov. 30, 1986

Season

28—Myndee Larsen, Southern Utah, 1998 (vs. four opponents)

FIELD-GOAL ATTEMPTS

Game

47—Carmen Sanders, Bethune-Cookman vs. Delaware St., Feb. 17, 1996 (17 made)

Season

863—Lisa McMullen, Alabama St., 1991 (285 made)

Career

2,419—Chamique Holdsclaw, Tennessee, 1995-99 (1,233 made)

FIELD-GOAL PERCENTAGE

Game

(Min. 15 made) 100.0%—Kelly Mago, Missouri St. vs. Bradley, Feb. 18, 1988 (16 of 16); Karen Walker, Cornell vs. Penn, March 3, 1990 (15 of 15)

Season

72.4%—Myndee Larsen, Southern Utah, 1998 (249 of 344)

Career

70.3%—Tamika Williams, Connecticut, 1999-02 (560 of 797)

Three-Point Field Goals

THREE-POINT FIELD GOALS

Game

12—Cornelia Gayden, LSU vs. Jackson St., Feb. 9, 1995 (15 attempts)

Season

126—Lisa McMullen, Alabama St., 1991 (390 attempts)

Career

392—Laurie Koehn, Kansas St., 2002-05 (942 attempts)

THREE-POINT FIELD GOALS PER GAME

Season

4.5—Lisa McMullen, Alabama St., 1991 (126 in 28 games)

Career

(Min. 150 made) 4.00—Lisa McMullen, Alabama St., 1989-91 (224 in 56 games)

CONSECUTIVE THREE-POINT FIELD GOALS

Game

9—Susan Smith, Eastern Wash. vs. Weber St., Feb. 13, 1988 (9 of 10)

Season

14—Deana Lansing, Portland, 1996 (2 vs. Pepperdine, Feb. 10; 6 vs. San Diego, Feb. 15; 6 vs. San Francisco, Feb. 17)

CONSECUTIVE GAMES SCORING A THREE-POINT FIELD GOAL

Season

32—Michelle Hughes, Portland St., 1991

Career

60—Kim MacMillan, Long Island (from Jan. 29, 2000 through Jan. 21, 2002)

THREE-POINT FIELD-GOAL ATTEMPTS

Game

26—Lisa McMullen, Alabama St. vs. Alcorn St., Jan. 14, 1991 (7 made); Danielle Viglione, Texas vs. Houston, Jan. 29, 1994 (11 made)

Season

390—Lisa McMullen, Alabama St., 1991 (126 made)

Career

1,072—Kim MacMillan, Long Island & St. John's (N.Y.), 1998-02, 03-04 (379 made)

THREE-POINT FIELD-GOAL ATTEMPTS PER GAME

Season

13.9—Lisa McMullen, Alabama St., 1991 (390 in 28)

Career

(Min. 400 attempts) 8.72—Jean-Marie Lesko, Marist, 1995-98 (776 in 89)

THREE-POINT FIELD-GOAL PERCENTAGE

Game

(Min. 7 made) 100.0%—Angie Evans, William & Mary vs. James Madison, Jan. 16, 1988 (7 of 7); Heather Donlon, Fordham vs. Holy Cross, Feb. 13, 1990 (7 of 7); Kristi Brown, Middle Tenn. vs. Tennessee Tech, Feb. 15, 1992 (8 of 8); Meredith Eber-

speaker, Rider vs. Wagner, Jan. 4, 1997 (7 of 7); Megan Compain, St. Joseph's vs. Rhode Island, Jan. 25, 1997 (7 of 7); Linda Cummings, Montana vs. Montana St.-Billings, Nov. 18, 1998 (7 of 7); Stacy Frese, Iowa St. vs. Nebraska, Jan. 28, 1999 (8 of 8); Alicia Ratay, Notre Dame vs. Rutgers, Feb. 19, 2000 (7 of 7); Jenel Stevens, Canisius vs. Stetson, Nov. 22, 2002 (7 of 7); Mandy Kappel, Drake vs. Indiana St., March 1, 2003 (7 of 7); Jenni Lingor, Missouri St. vs. Evansville, March 8, 2003 (7 of 7); Ashley Linscott, Wagner vs. Long Island, Jan. 21, 2004 (8 of 8); Toni Horvath, Iona vs. Siena, Feb. 4, 2004 (7 of 7); Alissa Kirby, Evansville vs. Bradley, Feb. 2, 2004 (7 of 7)

Season

(Min. 50 made) 57.5%—Heather Donlon, Fordham, 1990 (50 of 87)

(Min. 80 made) 54.7%—Alicia Ratay, Notre Dame, 2001 (81 of 148)

Career

(Min. 150 made) 47.6%—Alicia Ratay, Notre Dame, 1999-03 (262 of 550)

Free Throws

FREE THROWS

Game

23—Shaunda Greene, Washington vs. Northern Ill., Nov. 30, 1991 (27 attempts, 85.2%); Shay Doron, Maryland vs. Coppin St., Nov. 21, 2003 (27 attempts, 85.2%)

Season

275—Lorri Bauman, Drake, 1982 (325 attempts, 84.6%)

Career

907—Lorri Bauman, Drake, 1981-84 (1,090 attempts, 83.2%)

CONSECUTIVE FREE THROWS

Game

22—Shanika Freeman, Jacksonville St. vs. Fla. Atlantic, Feb. 6, 2003 (22 of 22)

Season

60—Ginny Doyle, Richmond, 1992

Career

66—Ginny Doyle, Richmond, 1991-92

FREE-THROW ATTEMPTS

Game

31—Renee Daniels, Southeastern La. vs. New Orleans, Jan. 23, 1985 (19 made)

Season

353—Kristy Ryan, Sacramento St., 1994 (245 made, 69.4%)

Career

1,173—Valorie Whiteside, Appalachian St., 1984-88 (638 made)

FREE-THROW PERCENTAGE

Game

(Min. 18 made) 100.0%—Chris Starr, Nevada vs. San Diego, Jan. 3, 1984 (18 of 18); Holly Jones, Rice vs. UC Santa Barb., Nov. 30, 1985 (18 of 18); Beth Shearer, American vs. Lehigh, Dec. 28, 1987 (18 of 18); Wendy Scholtens, Vanderbilt vs. Tennessee Tech, Jan. 11, 1989 (18 of 18); Kristeena Alexander, George Mason vs. UCF, Dec. 29, 1996 (20 of 20); Kristina Behnfeldt, Marshall vs. Miami (Ohio), Jan. 20, 1999 (18 of 18); Corrin Von Wald, Wis.-Milwaukee vs. Valparaiso, Jan. 19, 2000 (18 of 18); Liz Beggs, Kent St. vs. St. Bonaventure, Nov. 19, 2000 (20 of 20); Shanika Freeman, Jacksonville St. vs. Fla. Atlantic, Feb. 6, 2003 (22 of 22); Leilani Mitchell, Idaho vs. UC Santa Barb., Jan. 8, 2005 (20 of 20)

Season

96.4%—Adrienne Squire, Penn St., 2006 (80 of 83)

Career

(Min. 250 made) 91.5%—Kandi Brown, Morehead St., 2000-04 (357 of 390)

Rebounds

REBOUNDS

Game

40—Deborah Temple, Delta St. vs. UAB, Feb. 14, 1983

Season

539—Courtney Paris, Oklahoma, 2006 (36 games, 15.0 per game)

Career

1,887—Wanda Ford, Drake, 1983-86 (117 games, 16.1 per game)

AVERAGE PER GAME

Season

18.5—Rosina Pearson, Bethune-Cookman, 1985 (480 in 26 games)

Career

16.1—Wanda Ford, Drake, 1983-86 (1,887 in 117)

Assists

ASSISTS

Game

23—Michelle Burden, Kent St. vs. Ball St., Feb. 6, 1991

Season

355—Suzie McConnell, Penn St., 1987 (30 games, 11.8 per game)

Career

1,307—Suzie McConnell, Penn St., 1984-88 (128 games, 10.2 per game)

AVERAGE PER GAME

Season

11.8—Suzie McConnell, Penn St., 1987 (355 in 30 games)

Career

10.3—Neacole Hall, Alabama St., 1986-89 (869 in 84 games)

Blocked Shots

BLOCKED SHOTS

Game

16—Sandora Irvin, TCU vs. UAB, Jan. 16, 2005

Season

152—Amie Williams, Jackson St., 2003 (29 games, 5.2 per game)

Career

480—Sandora Irvin, TCU, 2002-05 (127 games, 3.78 per game)

AVERAGE PER GAME

Season

5.6—Michelle Wilson, Texas Southern, 1989 (151 in 27 games)



Photo by Oklahoma Sports Information

Oklahoma's Courtney Paris set the Division I single-season mark for rebounds after amassing 539 during her freshman campaign.

Career

(Min. 200) 4.73—Amie Williams, Jackson St., 2002-04 (279 in 59 games)

Steals

STEALS

Game

14—Natalie White, Florida A&M vs. South Ala., Dec. 13, 1991; Heidi Caruso, Lafayette vs. Kansas St., Dec. 5, 1992; Stephanie Wine, Marshall vs. Western Caro., Jan. 23, 1995; Keisha Anderson, Wisconsin vs. Cleveland St., Feb. 11, 1997; Ticha Penicheiro, Old Dominion vs. St. Francis (Pa.), March 13, 1998; Christy Gambill, UNC Wilmington vs. South Carolina St., Nov. 16, 1998

Season

191—Natalie White, Florida A&M, 1995 (30 games, 6.4 per game)

Career

624—Natalie White, Florida A&M, 1991-95 (113 games, 5.5 per game)

AVERAGE PER GAME

Season

6.4—Natalie White, Florida A&M, 1995 (191 in 30 games)

Career

(Min. 200) 5.5—Natalie White, Florida A&M, 1991-95 (624 in 113 games)

Player with a Steal in Every Game of Career

111—Toccarra Williams, Texas A&M, 2000-04 (also had an assist in every game)

Games

GAMES PLAYED (since 1981-82)

Season

39—Kyra Elzy, Tennessee, 1996-97; Brynae Laxton, Tennessee, 1996-97; Chamique Holdsclaw, Tennessee, 1996-97 and 1997-98; Teresa Geter, Tennessee, 1997-98; Tamika Catchings, Tennessee, 1997-98; Kellie Jolly, Tennessee, 1997-98; La Shonda Stephens, Tennessee, 1997-98; Ashley Battle, Connecticut, 2001-02; Sue Bird, Connecticut, 2001-02; Swin Cash, Connecticut, 2001-02; Maria Conlon, Connecticut, 2001-02; Asjha Jones, Connecticut, 2001-02; Jessica Moore, Connecticut, 2001-02; Diana Taurasi, Connecticut, 2001-02

Career

148—Chamique Holdsclaw, Tennessee, 1996-99

Note: Where records involve both teams, each team must be an NCAA Division I member institution.

Team Records

SINGLE-GAME RECORDS

Scoring

POINTS

149—Long Beach St. vs. San Jose St. (69), Feb. 16, 1987

POINTS BY LOSING TEAM (Regulation)

114—Georgetown vs. Providence (128), Feb. 4, 1991

POINTS BY LOSING TEAM (Including Overtimes)

125—TCU vs. SMU (127) (4 ot), Jan. 25, 1997

POINTS, BOTH TEAMS

252—SMU (127) vs. TCU (125), Jan. 25, 1997 (4 ot)

POINTS IN A HALF

80—Long Beach St. (149) vs. San Jose St. (69), Feb. 16, 1987

FEWEST POINTS IN A HALF, DIVISION I TEAM

3—Savannah St. vs. Florida St. (54), Nov. 23, 2003 (1st Half)

FEWEST POINTS ALLOWED, TWO DIVISION I TEAMS

16—TCU (76) vs. Texas Southern, Dec. 30, 2002

FEWEST POINTS, BOTH TEAMS

66—Northern Ariz. (36) vs. Weber St. (30), Feb. 2, 2001

FEWEST POINTS, BOTH TEAMS, IN A HALF

22—Radford (14) vs. Liberty (8), Jan. 27, 2001

WINNING MARGIN

102—Grambling (139) vs. Jarvis Christian (37), Feb. 12, 1986

WINNING MARGIN, TWO DIVISION I TEAMS

101—Louisiana Tech (126) vs. Tex.-Pan American (25), Feb. 18, 1989

MOST GAMES SCORING 100 POINTS IN SINGLE SEASON

15—Long Beach St., 1987

Field Goals

FIELD GOALS

60—Northwestern St. vs. Hawaii Pacific, March 1, 1986 (105 attempts, 57.1%)

FIELD-GOAL ATTEMPTS

118—UNC Wilmington vs. Davidson, Dec. 6, 1983 (59 made)

FIELD-GOAL PERCENTAGE

(Min. 18 made) 79.2%—Arkansas St. vs. Memphis, Jan. 15, 1987 (19 of 24)

(Min. 36 made) 73.7%—Florida Int'l vs. Canisius, Jan. 2, 1992 (42 of 57)

FIELD-GOAL PERCENTAGE, ONE HALF

(Min. 15 made) 100.0%—Portland vs. Pepperdine, Jan. 8, 1999 (15 of 15)

Three-Point Field Goals

THREE-POINT FIELD GOALS

21—New Mexico St. vs. La-Lafayette, Feb. 23, 2002 (41 attempts)

THREE-POINT FIELD GOALS, BOTH TEAMS

31—Mississippi (17) vs. Bowling Green (14), Nov. 26, 1999 (75 attempts)

CONSECUTIVE THREE-POINT FIELD GOALS

11—TCU vs. Lamar, March 3, 1996

THREE-POINT FIELD-GOAL ATTEMPTS

52—Cal Poly vs. Mississippi, Dec. 4, 1999 (19 made); Alabama vs. Duke, March 18, 1995 (10 made)

THREE-POINT FIELD-GOAL ATTEMPTS, BOTH TEAMS

75—Mississippi (41, made 17) vs. Bowling Green (34, made 14), Nov. 26, 1999

THREE-POINT FIELD-GOAL PERCENTAGE

(Min. 8 made) 100.0%—Idaho St. vs. Southern Utah, Dec. 4, 1990 (9 of 9); Colgate vs. Lehigh, Jan. 14, 1995 (8 of 8)

(Min. 12 made) 81.3%—Creighton vs. Wyoming, Dec. 7, 1992 (13 of 16); Ga. Southern vs. Appalachian St., Feb. 8, 2000 (13 of 16)

THREE-POINT FIELD-GOAL PERCENTAGE, BOTH TEAMS

(Min. 15 made) 85.2%—Eastern Ill. (16 of 20) vs. Indiana St. (7 of 7), Jan. 21, 1988 (23 of 27)

Free Throws

FREE THROWS (Regulation)

48—Robert Morris vs. Long Island, Feb. 19, 1994 (62 attempts, 77.4%); East Caro. vs. American, Feb. 15, 1992 (58 attempts, 82.8%); Robert Morris vs. Long Island, Feb. 19, 1994 (62 attempts, 77.4%)

FREE THROWS (Including Overtimes)

51—Washington vs. Northern Ill., Nov. 30, 1991 (2 ot) (69 attempts, 73.9%)

FREE THROWS, BOTH TEAMS

75—Texas St. (36, attempted 45) vs. Nicholls St. (39, attempted 52), March 1, 2004 (Texas St. won, 86-82)

FREE-THROW ATTEMPTS (Regulation)

68—Eastern Ky. vs. Pittsburgh, Dec. 30, 1986 (39 made)

FREE-THROW ATTEMPTS (Including Overtimes)

69—Washington vs. Northern Ill. (2 ot), Nov. 30, 1991 (51 made)

FREE-THROW ATTEMPTS, BOTH TEAMS

108—Washington (69, made 51) vs. Northern Ill. (39, made 23) (2 ot), Nov. 30, 1991

FEWEST FREE THROWS

0—Many teams

FEWEST FREE-THROW ATTEMPTS

0—Many teams

FREE-THROW PERCENTAGE

(Min. 30 made) 100.0%—Kansas vs. Nebraska, Feb. 11, 1996 (31 of 31)

(Min. 40 made) 87.8%—Colorado vs. Florida, Dec. 22, 2000 (43 of 49)

FREE-THROW PERCENTAGE, BOTH TEAMS

(Min. 30 made) 94.6%—North Carolina St. (19 of 19) vs. Georgia Tech (16 of 18), Jan. 3, 1985 (35 of 37)

(Min. 40 made) 93.8%—Southern California (19 of 21) vs. Arizona St. (26 of 27), Feb. 19, 2000 (45 of 48)

Rebounds

REBOUNDS

92—Pittsburgh vs. George Washington, Jan. 6, 1982

Assists

ASSISTS

43—Northwestern St. vs. Arkansas Baptist, Jan. 10, 1987; Nebraska vs. Howard, Dec. 11, 1992

PERCENTAGE OF ASSISTS TO FIELD GOALS

(Min. 30) 100.0%—St. Louis vs. Loyola (Ill.), Jan. 6, 1986 (32 assists of 32 field goals by team)

Blocked Shots

BLOCKED SHOTS

19—New Orleans vs. Western Ky., Feb. 13, 1999; TCU vs. UAB, Jan. 16, 2005

Steals

STEALS

38—Grambling vs. Texas College, Dec. 10, 1987

Personal Fouls

PERSONAL FOULS

56—Eastern Mich. vs. Kent St., Feb. 26, 1986

Overtimes

OVERTIME PERIODS

4—Texas A&M (101) vs. St. Mary's (Tex.) (95), Dec. 17, 1984; Creighton (117) vs. Loyola (Ill.) (108), Jan. 12, 1986; Columbia (114) vs. Penn (111), March 5, 1988; Indiana St. (107) vs. Missouri St. (101), Jan. 28, 1989; Drake (112) vs. UNI (106), Jan. 23, 1993; Alabama (121) vs. Duke (120), March 18, 1995; SMU (127) vs. TCU (125), Jan. 25, 1997; Bowling Green (106) vs. Ball St. (105), Jan. 6, 1999; Xavier (94) vs. George Washington (92), Feb. 9, 2003; TCU (125) vs. East Caro. (119), Feb. 13, 2004; Northern Ill. (102) vs. Bowling Green (97), Feb. 18, 2004

POINTS IN ONE OVERTIME PERIOD

22—Long Beach St. (91) vs. San Diego St. (73), March 22, 1984; Oklahoma City (104) vs. New Orleans (91), Feb. 16, 1985; Maine (86) vs. Stetson (78), Dec. 30, 1989

POINTS IN ONE OVERTIME PERIOD, BOTH TEAMS

36—Maine (22) vs. Stetson (14), Dec. 30, 1989

POINTS IN OVERTIME PERIODS

43—Northern Ill. (102) vs. Bowling Green (97) (4 ot), Feb. 18, 2004

POINTS IN OVERTIME PERIODS, BOTH TEAMS

81—Northern Ill. (43) [102] vs. Bowling Green (38) [97] (4 ot), Feb. 18, 2004

POINTS IN AN OVERTIME GAME

127—SMU vs. TCU (125), Jan. 25, 1997 (4 ot)

POINTS BY A LOSING TEAM IN AN OVERTIME GAME

125—TCU vs. SMU (127), Jan. 25, 1997 (4 ot)

POINTS IN AN OVERTIME GAME, BOTH TEAMS

252—SMU (127) vs. TCU (125), Jan. 25, 1997 (4 ot)

SEASON RECORDS

Scoring

POINTS

3,464—Tennessee, 1998 (39 games)

HIGHEST AVERAGE PER GAME

96.7—Providence, 1991 (3,095 in 32 games)

HIGHEST AVERAGE SCORING MARGIN

35.4—Connecticut, 2002 (87.0 own, 51.6 opponent)

MOST GAMES WITH AT LEAST 100 POINTS

15—Long Beach St., 1987

CONSECUTIVE GAMES WITH AT LEAST 100 POINTS

6—Louisiana Tech, 1982

LOWEST AVERAGE PER GAME ALLOWED

49.6—Delaware St., 2005 (1,389 points in 28 games)

Field Goals**FIELD GOALS**

1,412—Long Beach St., 1987 (2,714 attempted, 52.0%)

FIELD GOALS PER GAME

39.2—Long Beach St., 1987 (1,412 in 36)

FIELD-GOAL ATTEMPTS

2,714—Long Beach St., 1987 (1,412 made)

FIELD-GOAL ATTEMPTS PER GAME

79.3—Cheyney, 1984 (2,380 in 30)

FIELD-GOAL PERCENTAGE

55.9%—Drake, 1984 (945 of 1,691)

Three-Point Field Goals**THREE-POINT FIELD GOALS**

305—Missouri St., 2005 (685 attempts, 44.5%)

THREE-POINT FIELD GOALS PER GAME

9.3—Bowling Green, 2000 (259 in 28 games)

THREE-POINT FIELD-GOAL ATTEMPTS

825—Villanova, 2003 (304 made)

THREE-POINT FIELD-GOAL ATTEMPTS PER GAME

27.7—Cleveland St., 1996 (749 in 27 games)

THREE-POINT FIELD-GOAL PERCENTAGE(Min. 90 made) 47.1%—Loyola (Ill.), 1988 (96 of 204)
(Min. 120 made) 46.4%—Notre Dame, 2001 (173 of 373)**CONSECUTIVE GAMES SCORING A THREE-POINT FIELD GOAL (Multiple Seasons)**

394—Louisville, 1991-2005

Free Throws**FREE THROWS**

815—Western Ky., 1986 (1,108 attempts, 73.6%)

FREE THROWS PER GAME

22.6—Western Ky., 1986 (815 in 36)

CONSECUTIVE FREE THROWS

48—Kansas, 1996 (during three games, Feb. 9-16)

FREE-THROW ATTEMPTS

1,110—Tennessee, 1998 (782 made)

FREE-THROW ATTEMPTS PER GAME

32.2—Grambling, 2000 (965 in 30)

FREE-THROW PERCENTAGE

81.5%—St. Joseph's, 2001 (406 of 498)

Rebounds**REBOUNDS**

1,997—Texas Southern, 1982 (38 games)

HIGHEST AVERAGE PER GAME

57.9—Texas Southern, 1984 (1,506 in 26)

HIGHEST AVERAGE REBOUND MARGIN

18.3—Louisiana Tech, 1990 (52.9 own, 34.7 opponent)

Assists**ASSISTS**

846—Connecticut, 2002 (39 games)

HIGHEST AVERAGE PER GAME

24.7—Villanova, 1987 (766 in 31 games)

Blocked Shots**BLOCKED SHOTS**

250—Connecticut, 1995 (35 games)

HIGHEST AVERAGE PER GAME

8.3—Jackson St., 2003 (242 in 29 games)

Steals**STEALS**

580—Grambling, 1997 (30 games)

HIGHEST AVERAGE PER GAME

19.3—Grambling, 1997 (580 in 30 games)

Personal Fouls**PERSONAL FOULS**

942—Loyola (Md.), 1982 (27 games)

PERSONAL FOULS PER GAME

34.9—Loyola (Md.), 1982 (942 in 27)

FEWEST PERSONAL FOULS

261—Boston U., 1987 (27 games)

FEWEST PERSONAL FOULS PER GAME

9.7—Boston U., 1987 (261 in 27)

Defense**LOWEST SCORING AVERAGE PER GAME ALLOWED (since 1982)**

49.6—Delaware St., 2005 (1,389 points in 28 games)

LOWEST FIELD-GOAL PERCENTAGE ALLOWED (since 1982)

31.5%—Connecticut, 1995 (762 of 2,418)

Overtimes**OVERTIME GAMES**

7—Wisconsin, 1999 (won 5, lost 2)

CONSECUTIVE OVERTIME GAMES

4—Wisconsin, 1999 (won 3, lost 1)

General Records**VICTORIES IN A SEASON**

39—Connecticut, 2002 (39 games); Tennessee, 1998 (39 games)

CONSECUTIVE VICTORIES, ALL-TIME

70—Connecticut, from March 30, 2001 (ended March 11, 2003, at Piscataway, New Jersey, in 52-48 loss to Villanova in Big East Tournament finals)

CONSECUTIVE HOME-COURT VICTORIES

69—Tennessee, from Feb. 1, 1991, to Jan. 2, 1996; Connecticut, from Feb. 2, 2000, to Jan. 3, 2004

CONSECUTIVE REGULAR-SEASON VICTORIES (NCAA, NWIT tourneys not included)

52—Vermont (from 1991 to 1993)

DEFEATS IN A SEASON

28—Charleston So., 1991; Centenary (La.), 2000

CONSECUTIVE DEFEATS IN A SEASON

28—Charleston So., 1991; Centenary (La.), 2000

CONSECUTIVE DEFEATS (all games)

58—Brooklyn (Feb. 7, 1987 to Feb. 22, 1989); Long Island (1986-89)

CONSECUTIVE GAMES IN WHICH A TEAM NEVER TRAILED AT HALFTIME

86—Connecticut, from Feb. 1, 2001 until March 30, 2003, when Villanova led 20-17 at halftime (Villanova won, 52-48, to snap Connecticut's record 70-game win streak)

30-GAME WINNERS

39—Tennessee, 1998; Connecticut, 2002

37—Connecticut, 2003

36—Connecticut, 2000

35—Louisiana Tech, 1982; Texas, 1982; Tennessee, 1989; Connecticut, 1995; Duke, 2003

34—Texas, 1986; Tennessee, 1995; Connecticut, 1996; Old Dominion, 1997; Stanford, 1997; Purdue, 1999; Notre Dame, 2001; Maryland, 2006

33—Long Beach St., 1987; North Carolina, 1994; Texas Tech, 1995; Connecticut, 1997; Colorado St., 1999; Tennessee, 2000, 2003; Tennessee, 2003; Baylor, 2005; LSU, 2005; Michigan St., 2005

32—Texas, 1984, 1988; Western Ky., 1986; Auburn, 1988, 1989; Louisiana Tech, 1988, 1989, 1990; Stanford, 1990; Tennessee, 1996; Georgia, 2000; Connecticut, 2001, 2006; Oklahoma, 2002; Stanford, 2002, 2005

31—Louisiana Tech, 1983, 1994, 1996, 1997, 1998, 2000, 2001, 2003; Southern California, 1983, 1986; Old Dominion, 1985; Auburn, 1987; Texas, 1987; Tennessee, 1988, 1994, 1999, 2001, 2004, 2006; Virginia, 1991; Missouri St., 1992; Texas Tech, 1993; Notre Dame, 1997; Purdue, 2001; Xavier, 2001; Duke, 2002, 2005, 2006; Connecticut, 2004; LSU, 2006; Oklahoma, 2006

30—Texas, 1983, 2004; Georgia, 1984, 1986; Louisiana Tech, 1984, 1987, 1999; La.-Monroe, 1985; Rutgers, 1987; Long Beach St., 1989; Stephen F. Austin, 1989; Tennessee, 1991, 2005; Miami (Fla.), 1992; Stanford, 1992, 1995; Vanderbilt, 1993; Connecticut, 1994; Colorado, 1995; North Carolina, 1995, 2005; UC Santa Barb., 2000; Penn St., 2000, Duke, 2001, 2004; Vanderbilt, 2002; LSU, 2003; Ohio St., 2005

UNBEATEN TEAMS**(since 1982; number of victories in parentheses)**

1986 Texas (34)†

1995 Connecticut (35)†

1998 Tennessee (39)†

2002 Connecticut (39)†

†NCAA champion.

LARGEST DEFICIT OVERCOME TO WIN A GAME

32—Texas St. trailed UTSA 40-8 with 2:18 remaining in first half (won 73-71 in OT)

22—Oregon trailed Arizona 55-33 with 16:20 remaining in second half (won 75-71), March 4, 2000

21—Louisiana Tech trailed Old Dominion with 14:03 remaining in second half (won 72-71), Feb. 9, 1989

20—Florida trailed Alabama with 11:52 remaining in second half (won, 103-101, in overtime), Jan. 4, 1992; Southern Miss. trailed Mississippi Col., 36-16, in first half (won 71-70), Feb. 6, 1999

19—Iowa trailed Indiana with 19:35 remaining in second half (won 81-76), March 2, 2001; Fla. Atlantic trailed Stetson with 6:03 remaining in first half (won 77-64), Feb. 7, 2005

18—Santa Clara trailed St. Mary's (Cal.) with 5:24 remaining in first half (won 87-84), March 1, 2002

17—UCLA trailed Arizona with 4:14 remaining in second half (won 89-85), Jan. 20, 1996; Robert Morris trailed Mt. St. Mary's with 7:23 remaining in first half (won 92-71), Jan. 27, 1997; Xavier trailed Fordham with 1:58 remaining in first half (won 59-57), Feb. 18, 2005

Photo by Long Beach St. Sports Information



Cindy Brown of Long Beach State still holds the single-game record for points after she scored 60 against San Jose State nearly 20 years ago.

All-Time Individual Leaders

Single-Game Records

SCORING HIGHS

(since 1982)

Pts.	Player, Team vs. Opponent	Date
60	Cindy Brown, Long Beach St. vs. San Jose St.	Feb. 16, 1987
58	Lorri Bauman, Drake vs. Missouri St.	Jan. 6, 1984
58	Kim Perrot, La.-Lafayette vs. Southeastern La.	Feb. 5, 1990
56	Jackie Stiles, Missouri St. vs. Evansville	March 10, 2000
55	Patricia Hoskins, Mississippi Val. vs. Southern U.	Feb. 13, 1989
55	Patricia Hoskins, Mississippi Val. vs. Alabama St.	Feb. 25, 1989
54	Wanda Ford, Drake vs. Missouri St.	Feb. 22, 1986
54	Mary Lowry, Baylor vs. Texas	Feb. 16, 1994
54	Anjinea Hopson, Grambling vs. Jackson St.	Feb. 21, 1994
53	Chris Starr, Nevada vs. Sacramento St.	Feb. 8, 1983
53	Felisha Edwards, La.-Monroe vs. Southern Miss.	March 1, 1991
53	Sheryl Swoopes, Texas Tech vs. Texas	March 13, 1993
52	Sheryl Martin, Georgia St. vs. Stetson	Feb. 18, 1983
52	Deborah Temple, Delta St. vs. Tenn.-Martin	March 4, 1983
52	Lisa Ingram, La.-Monroe vs. LSU	Jan. 18, 1984
52	Cindy Blodgett, Maine vs. Towson	March 2, 1997
52	Jackie Stiles, Missouri St. vs. Baylor	Dec. 2, 1998

FIELD-GOAL PERCENTAGE

(minimum 14 field goals made) (since 1982)

Pct.	Player, Team vs. Opponent (FG-FGA)	Date
100.0	Kelly Mago, Missouri St. vs. Bradley (16-16)	Feb. 18, 1988
100.0	Karen Walker, Cornell vs. Penn (15-15)	March 3, 1990
100.0	Emma Jones, Ball St. vs. Indiana St. (14-14)	Dec. 10, 1985
100.0	Tonya Grant, St. Peter's vs. Loyola (Md.) (14-14)	Feb. 3, 1990
100.0	Myndee Larsen, Southern Utah vs. Youngstown St. (14-14)	Jan. 10, 1998
100.0	Gwen Jackson, Tennessee vs. P. R.-Mayaquez (14-14)	Nov. 29, 2002
95.0	Chantelle Anderson, Vanderbilt vs. Portland St. (19-20)	Dec. 23, 2000
94.1	Kayte Christensen, UC Santa Barb. vs. Arizona (16-17)	Jan. 14, 2002
93.8	DeLisha Milton, Florida vs. Boise St. (15-16)	Dec. 21, 1996
93.8	Myndee Larsen, Southern Utah vs. Western Ill. (15-16)	Feb. 14, 1998
93.8	Conswella Sparrow, Auburn vs. South Ala. (15-16)	Feb. 17, 1998
93.3	Jonelda Buck, Middle Tenn. vs. Ga. Southern (14-15)	Dec. 15, 1995
93.3	Tyish Hall, Duke vs. Georgia Tech (14-15)	Jan. 17, 1996
93.3	Alisha Hill, Howard vs. N.C. A&T (14-15)	Feb. 24, 1997
93.3	Danielle Crockrom, Baylor vs. Texas Tech (14-15)	Feb. 9, 2002
93.3	Crystal Langhorne, Maryland vs. Mt. St. Mary's (14-15)	Dec. 4, 2005

THREE-POINT FIELD GOALS

(since 1988)

3FG	Player, Team vs. Opponent	Date
12	Cornelia Gayden, LSU vs. Jackson St.	Feb. 9, 1995
11	Danielle Viglione, Texas vs. Houston	Jan. 29, 1994

3FG Player, Team vs. Opponent

	Player, Team vs. Opponent	Date
11	Melody Howard, Missouri St. vs. Drake	Feb. 19, 1994
11	Vicki Adelman, Western Ill. vs. Southeast Mo. St.	Jan. 11, 1995
11	Katrina Robinson, Chicago St. vs. Troy	Jan. 23, 1995
11	Joy Gallagher, Wagner vs. Boston U.	Dec. 30, 2003
10	Paige Gullede, Mississippi Col. vs. Mississippi Val.	Dec. 13, 1988
10	Kathy Halligan, Creighton vs. New Mexico St.	Feb. 10, 1990
10	Sandi Bittler, Princeton vs. Dartmouth	Feb. 23, 1990
10	Kim Kuhn, Niagara vs. Holy Cross	Feb. 24, 1990
10	Brenda Hatchett, Lamar vs. UCF	Feb. 9, 1991
10	Sheila Ethridge, Louisiana Tech vs. Tex.-Pan American	Feb. 23, 1991
10	Amy Cherubini, Indiana vs. Ohio St.	Feb. 21, 1992
10	Marlene Stollings, Ohio vs. Robert Morris	Dec. 30, 1997
10	Maxann Reese, Michigan St. vs. Iowa	Jan. 29, 1999
10	Jamie Lange, UMBC vs. Long Island	Feb. 22, 1999
10	Stacy Frese, Iowa St. vs. Drake	Dec. 8, 1999
10	Jessica Wilhite, Wis.-Milwaukee vs. Wis.-Green Bay	Jan. 20, 2001
10	Mari Sanchez, New Mexico St. vs. La.-Lafayette	Feb. 23, 2002
10	Laurie Koehn, Kansas St. vs. Iowa	Jan. 5, 2003
10	Nikki Reddick, Coastal Caro. vs. Winthrop	Feb. 15, 2003
10	Jennifer Dooley, Cal Poly vs. UC Riverside	Jan. 31, 2004
10	Stephanie Holbrook, Tennessee Tech vs. Eastern Ill.	Jan. 6, 2005
10	Rachel Butler, Hampton vs. Brown	Dec. 3, 2005
10	Michelle Augustavo, San Diego vs. Clemson	Dec. 11, 2005
10	Kari Koch, Missouri St. vs. Oral Roberts	Dec. 20, 2005

FREE-THROW PERCENTAGE

(minimum 18 free throws made; since 1982)

Pct.	Player, Team vs. Opponent (FT-FTA)	Date
100.0	Shanika Freeman, Jacksonville St. vs. Fla. Atlantic (22-22)	Feb. 6, 2003
100.0	Kristeena Alexander, George Mason vs. UCF (20-20)	Dec. 29, 1996
100.0	Liz Beggs, Kent St. vs. St. Bonaventure (20-20)	Nov. 19, 2000
100.0	Leilani Mitchell, Idaho vs. UC Santa Barb. (20-20)	Jan. 8, 2005
100.0	Shameka Jackson, Alabama St. vs. Hampton (19-19)	Dec. 7, 2001
100.0	Chris Starr, Nevada vs. San Diego (18-18)	Jan. 3, 1984
100.0	Holly Jones, Rice vs. UC Santa Barb. (18-18)	Nov. 30, 1985
100.0	Beth Shearer, American vs. Lehigh (18-18)	Dec. 28, 1987
100.0	Wendy Scholtens, Vanderbilt vs. Tennessee Tech (18-18)	Jan. 11, 1989
100.0	Donna Abbott, West Virginia vs. Northern Ill. (18-18)	Dec. 29, 1990
100.0	Kristina Behnfeldt, Marshall vs. Miami (Ohio) (18-18)	Jan. 20, 1999
100.0	Carrin VonWald, Wis.-Milwaukee vs. Valparaiso (18-18)	Jan. 19, 2000

REBOUNDS

(since 1982)

Reb.	Player, Team vs. Opponent	Date
40	Deborah Temple, Delta St. vs. UAB	Feb. 14, 1983
37	Rosina Pearson, Bethune-Cookman vs. Fla. Memorial	Nov. 16, 1984
33	Maureen Formico, Pepperdine vs. Loyola Marymount	Feb. 15, 1985
31	Darlene Beale, Howard vs. South Carolina St.	Feb. 23, 1987
30	Cindy Bonaforte, Wagner vs. Queens (N.Y.)	Feb. 15, 1983
30	Wanda Ford, Drake vs. Eastern Ill.	Feb. 16, 1985
30	Kayone Hankins, New Orleans vs. Nicholls St.	Nov. 26, 1994
30	Jennifer Butler, Massachusetts vs. Florida	Dec. 28, 2002
29	Joy Kellogg, Oklahoma City vs. Okla. Christian	Nov. 29, 1983
29	Joy Kellogg, Oklahoma City vs. UTEP	Jan. 21, 1984
29	Gail Norris, Alabama St. vs. Texas Southern	Feb. 28, 1992
28	Tracy Claxton, Kansas vs. Pacific Christian	Nov. 21, 1981
28	Carolyn Thompson, Texas Tech vs. Rice	Jan. 29, 1982
28	Kara Audery, Lamar vs. McNeese St.	Feb. 28, 1984
28	Olivia Bradley, West Virginia vs. Temple	Jan. 26, 1985
28	Yvette Larkins, Coppin St. vs. Charleston So.	Dec. 9, 1989
28	Tarcha Hallis, Grambling vs. Alcorn St.	March 2, 1991
28	DeShawne Blocker, East Tenn. St. vs. Covenant	Jan. 6, 1994
28	Latasha Byears, DePaul vs. Northeastern Ill.	Nov. 29, 1995
28	Ashelee Kelly, Quinnipiac vs. Fairleigh Dickinson	March 5, 2004

ASSISTS

(since 1986)

Ass.	Player, Team vs. Opponent	Date
23	Michelle Burden, Kent St. vs. Ball St.	Feb. 6, 1991
22	Shawn Monday, Tennessee Tech vs. Morehead St.	Feb. 1, 1988
22	Veronica Petry, Loyola (Ill.) vs. Detroit	March 4, 1989
22	Tine Freil, Pacific vs. Wichita St.	Dec. 14, 1990
21	Amy Bauer, Wisconsin vs. Detroit	Dec. 11, 1988
21	Neacole Hall, Alabama St. vs. Southern U.	Jan. 21, 1989
21	Tine Freil, Pacific vs. Fresno St.	March 8, 1992
20	Anja Bordt, St. Mary's (Cal.) vs. Loyola Marymount	Jan. 25, 1991
20	Mimi Harris, La Salle vs. Loyola (Ill.)	Feb. 1, 1992
20	Gaynor O'Donnell, East Caro. vs. UNC Asheville	Dec. 13, 1992
20	Ira Fuquay, Alcorn St. vs. Grambling	Feb. 8, 1993
20	Jade Hyett, Washington St. vs. California	Jan. 23, 1997
20	La'Terrica Dobin, Northwestern St. vs. Idaho St.	Dec. 7, 2002

BLOCKED SHOTS
(since 1988)

Blk.	Player, Team vs. Opponent	Date
16	Sandora Irvin, TCU vs. UAB	Jan. 16, 2005
15	Amy Lundquist, Loyola Marymount vs. Western Ill.	Dec. 20, 1992
14	Alyssa Shriver, Tulsa vs. Louisiana Tech	Jan. 24, 2002
13	Stefanie Kasperski, Oregon vs. Western Ky.	Dec. 29, 1987
13	Suzanne Johnson, Monmouth vs. Delaware	Dec. 13, 1990
13	Shannon Spriggs, Texas-Arlington vs. La.-Monroe	Jan. 7, 1995
13	Ashley Sparkman, Northwestern St. vs. McNeese St.	March 4, 2005
13	Marita Payne, Auburn vs. Arkansas	Feb. 3, 2005
13	Shelly Johnson, Morehead St. vs. Samford	Jan. 20, 2005
12	Michelle Wilson, Texas Southern vs. Alcorn St.	Jan. 23, 1988
12	Stefanie Kasperski, Oregon vs. California	Feb. 26, 1988
12	Janeetta Johnson, Wisconsin vs. Wis.-Green Bay	Dec. 7, 1988
12	Janeetta Johnson, Wisconsin vs. Detroit	Dec. 11, 1988
12	Janeetta Johnson, Wisconsin vs. Indiana	Jan. 6, 1989
12	Ellen Bayer, Texas vs. Texas Tech	Jan. 2, 1990
12	Chris Enger, San Diego vs. Gonzaga	Feb. 3, 1990
12	Simone Srubek, Fresno St. vs. UNLV	Feb. 24, 1990
12	Denise Hogue, Col. of Charleston vs. Georgia St.	Feb. 26, 1992
12	Jessica Beck, Rider vs. St. Francis (Pa.)	Feb. 4, 1995
12	Tiffany Evans, TCU vs. UAB	Feb. 3, 2002
12	DeeAnna Hanscom, Fla. Atlantic vs. Eastern Mich.	Dec. 19, 2002
12	Brooke McAfee, IUPUI vs. Oral Roberts	Jan. 24, 2004

STEALS
(since 1988)

Stl.	Player, Team vs. Opponent	Date
14	Natalie White, Florida A&M vs. South Ala.	Dec. 13, 1991
14	Heidi Caruso, Lafayette vs. Kansas St.	Dec. 5, 1992
14	Stephanie Wine, Marshall vs. Western Caro.	Jan. 23, 1995
14	Keisha Anderson, Wisconsin vs. Cleveland St.	Feb. 11, 1997
14	Ticha Penicheiro, Old Dominion vs. St. Francis (Pa.)	March 13, 1998
14	Christy Gambill, UNC Wilmington vs. South Carolina St.	Nov. 16, 1998
13	Valorie Whiteside, Appalachian St. vs. Col. of Charleston	Jan. 9, 1988
13	Tammy Stover, Wright St. vs. Md.-East. Shore	Jan. 20, 1988
13	Stacy Hunt, Cal St. Fullerton vs. San Jose St.	Feb. 13, 1988
13	Ann Thomas, Tennessee St. vs. Monmouth	Nov. 25, 1989
13	Kim Hill, Northwestern St. vs. La.-Monroe	Jan. 11, 1992
13	Natalie White, Florida A&M vs. Bethune-Cookman	Feb. 25, 1995
13	Neno Anguiano, Lamar vs. Centenary (La.)	Dec. 8, 1999

Season Records

POINTS

Player, Team	Season	G	FG	3FG	FT	Pts.
Jackie Stiles, Missouri St.	2001	35	365	65	267	*1,062
Cindy Brown, Long Beach St.	1987	35	362	—	250	974
Genia Miller, Cal St. Fullerton	1991	33	376	0	217	969
Sheryl Swoopes, Texas Tech	1993	34	356	32	211	955
Andrea Congreaves, Mercer	1992	28	353	77	142	925
Wanda Ford, Drake	1986	30	390	—	139	919
Chamique Holdscraw, Tennessee	1998	39	370	9	166	915
Barbara Kennedy, Clemson	1982	31	*392	—	124	908
Patricia Hoskins, Mississippi Val.	1989	27	345	13	205	908
LaTaunya Pollard, Long Beach St.	1983	31	376	—	155	907
Tina Hutchinson, San Diego St.	1984	30	383	—	132	898
Jackie Stiles, Missouri St.	2000	32	297	58	238	890
Cindy Blodgett, Maine	1996	32	313	50	213	889
Jan Jensen, Drake	1991	30	358	6	166	888
Deborah Temple, Delta St.	1984	28	373	—	127	873
Kelly Mazzante, Penn St.	2002	35	313	102	144	872
Anucha Browne, Northwestern	1985	28	341	—	173	855
Dale Hodges, St. Joseph's	1990	31	328	0	199	855
Wendy Scholtens, Vanderbilt	1990	34	309	1	236	855
Lisa Foss, Northern Ill.	1991	35	340	14	159	853

*Record.

SCORING AVERAGE

Player, Team	Season	G	FG	3FG	FT	Pts.	Avg.
Patricia Hoskins, Mississippi Val.	†1989	27	345	13	205	908	*33.6
Andrea Congreaves, Mercer	†1992	28	353	77	142	925	33.0
Deborah Temple, Delta St.	†1984	28	373	—	127	873	31.2
Andrea Congreaves, Mercer	†1993	26	302	51	150	805	31.0
Wanda Ford, Drake	†1986	30	390	—	139	919	30.6
Anucha Browne, Northwestern	†1985	28	341	—	173	855	30.5
LeChandra LeDay, Grambling	†1988	28	334	36	146	850	30.4
Jackie Stiles, Missouri St.	†2001	35	365	65	267*	1,062	30.3
Kim Perrot, La.-Lafayette	†1990	28	309	95	128	841	30.0
Tina Hutchinson, San Diego St.	†1984	30	383	—	132	898	29.9
Jan Jensen, Drake	†1991	30	358	6	166	888	29.6

Player, Team	Season	G	FG	3FG	FT	Pts.	Avg.
Genia Miller, Cal St. Fullerton	1991	33	376	0	217	969	29.4
Barbara Kennedy, Clemson	†1982	31	*392	—	124	908	29.3
LaTaunya Pollard, Long Beach St.	†1983	31	376	—	155	907	29.3
Lisa McMullen, Alabama St.	1991	28	285	*126	119	815	29.1
Tresa Spaulding, Brigham Young	†1987	28	347	—	116	810	28.9
Hope Linthicum, Central Conn. St.	1987	23	282	—	101	665	28.9
Pam Hudson, Northwestern St.	1990	29	330	1	168	829	28.6
Wanda Hightower, UAB	1982	24	263	—	158	684	28.5
Allison Feaster, Harvard	†1998	28	272	58	195	797	28.5

*Record. †National leader.

FIELD-GOAL PERCENTAGE

(based on qualifiers for annual championship)

Player, Team	Season	G	FG	FGA	Pct.
Myndee Larsen, Southern Utah	†1998	28	249	344	*72.4
Chantelle Anderson, Vanderbilt	†2001	34	292	404	72.3
Deneka Knowles, Southeastern La.	†1996	26	199	276	72.1
Barbara Farris, Tulane	1998	27	151	210	71.9
Renay Adams, Tennessee Tech	†1991	30	185	258	71.7
Regina Days, Ga. Southern	†1986	27	234	332	70.5
Kim Wood, Wis.-Green Bay	†1994	27	188	271	69.4
Kelly Lyons, Old Dominion	†1990	31	308	444	69.4
Alisha Hill, Howard	†1995	28	194	281	69.0
Ruth Riley, Notre Dame	†1999	31	198	290	68.3
Trina Roberts, Ga. Southern	†1982	31	189	277	68.2
Lidiya Varbanova, Boise St.	1991	22	128	188	68.1
Lidiya Varbanova, Boise St.	†1993	27	200	294	68.0
Diane Seng, Tennessee Tech	†1997	29	257	379	67.8
LaFreda Deckard, North Texas	1995	27	147	217	67.7
Sharon McDowell, UNC Wilmington	†1987	28	170	251	67.7
Lidiya Varbanova, Boise St.	†1992	29	228	338	67.5
Katie Feenstra, Liberty	†2005	32	230	343	67.1
Crystal Langhorne, Maryland	†2006	38	248	370	67.0
Mary Raese, Idaho	1986	31	254	380	66.8
Lydia Sawney, Tennessee Tech	†1983	27	167	250	66.8

*Record. †National leader.

THREE-POINT FIELD GOALS

(based on qualifiers for annual championship)

Player, Team	Season	G	3FG
Lisa McMullen, Alabama St.	†1991	28	*126
Laurie Koehn, Kansas St.	†2002	34	122
Shrieka Evans, Grambling	†2000	30	120
Brenda Hatchett, Lamar	1991	33	119
Karen Middleton, South Carolina	1991	31	115
Danielle Viglione, Texas	1994	30	115
Becky Hammon, Colorado St.	1999	36	114
Gwen Davis, Bethune-Cookman	†1988	26	111
Shrieka Evans, Grambling	†2001	29	111
Autumn Hollyfield, Cal St. Fullerton	1994	27	110

*Record. †National leader.

THREE-POINT FIELD GOALS PER GAME

(based on qualifiers for annual championship)

Player, Team	Season	G	3FG	Avg.
Lisa McMullen, Alabama St.	†1991	28	*126	*4.50
Gwen Davis, Bethune-Cookman	†1988	26	111	4.27
Autumn Hollyfield, Cal St. Fullerton	†1994	27	110	4.07
Sandi Bittler, Princeton	†1990	22	89	4.05
Shrieka Evans, Grambling	†2000	30	120	4.00
Cornelia Gayden, LSU	†1995	27	105	3.89
Danielle Viglione, Texas	1994	30	115	3.83
Shrieka Evans, Grambling	†2001	29	111	3.83
Kathy Halligan, Creighton	1990	27	102	3.78
Lynette Pestel, St. Louis	1994	27	101	3.74
Lynda Kukla, Valparaiso	†1992	27	101	3.74
Karen Middleton, South Carolina	1991	31	115	3.71
Marquerite Moran, Hofstra	†1989	29	107	3.69
Suzie Dailer, St. Bonaventure	†1993	27	99	3.67
Julie Krommenhoek, Utah	†1998	27	98	3.63
Brenda Hatchett, Lamar	1991	33	119	3.61
Laurie Koehn, Kansas St.	†2002	34	122	3.59
Amy Waugh, Xavier	†2003	30	107	3.57
Kim MacMillan, Long Island	2000	29	103	3.55
Joy Gallagher, Wagner	†2004	28	99	3.54

*Record. †National leader.

THREE-POINT FIELD-GOAL PERCENTAGE

(based on qualifiers for annual championship)

Player, Team	Season	G	3FG	3FGA	Pct.
Heather Donlon, Fordham	†1990	29	50	87	*57.5
Kathy Halligan, Creighton	†1992	32	72	130	55.4
Alicia Ratay, Notre Dame	†2001	36	81	148	54.7
Jill Morton, Louisville	†2000	27	69	129	53.5
K.C. Cowgill, Missouri St.	†2005	33	74	139	53.2



Photo by Penn St. Sports Information

Penn State's Suzie McConnell remains the NCAA's leader for assists in a season after she dished out 355 in 1987.

THREE-POINT FIELD-GOAL PERCENTAGE

(based on qualifiers for annual championship)

Player, Team	Season	G	3FG	3FGA	Pct.
Sarah Lenschow, Valparaiso	†1998	28	56	106	52.8
Erin Maher, Harvard	1990	26	41	78	52.6
Cara Frey, Harvard	†1993	25	50	97	51.5
Alicia Burke, Oklahoma St.	†1989	32	57	111	51.4
Jamie Siess, Oklahoma St.	†1988	28	42	82	51.2
Heather Prather, Middle Tenn.	†1995	28	69	135	51.1
Heather Prather, Middle Tenn.	1993	28	46	90	51.1
Krista Treide, Wyoming	†1991	28	57	112	50.9
Joy Galloway, Charleston So.	1989	28	65	128	50.8
Marion Crandall, Eastern Mich.	†2004	30	77	152	50.7
Kim Gilchrist, Mississippi	1992	31	53	105	50.5
Diane Stary, Evansville	1991	29	55	109	50.5
Julie Larsen, Utah	†2006	34	69	137	50.4
Jenny Schmidt, Illinois St.	1998	27	77	153	50.3
Mary Just, Loyola (Ill.)	1988	27	87	174	50.0

*Record. †National leader.

FREE-THROW PERCENTAGE

(based on qualifiers for annual championship)

Player, Team	Season	G	FT	FTA	Pct.
Adrienne Squire, Penn St.	†2006	29	80	83	*96.4
Shanna Zolman, Tennessee	†2004	35	88	92	95.7
Ginny Doyle, Richmond	†1992	29	96	101	95.0
Jill Marano, La Salle	†2003	29	88	93	94.6
Sue Bird, Connecticut	†2002	39	98	104	94.2
Paula Corder-King, Southeast Mo. St.	†1999	28	111	118	94.1
Kandi Brown, Morehead St.	2003	28	104	111	93.7
Linda Cyborski, Delaware	†1991	29	74	79	93.7
Kandi Brown, Morehead St.	†2002	29	74	79	93.7
Kristin Iwanaga, California	†2005	29	85	91	93.4
Paula Corder-King, Southeast Mo. St.	†2000	27	69	74	93.2
Chelsi Welch, Oklahoma	2006	36	92	99	92.9
Jennifer Howard, North Carolina St.	†1994	27	118	127	92.9
Tommi Paris, Furman	2006	30	102	110	92.7
Keely Feeman, Cincinnati	†1986	30	76	82	92.7
Amy Slowikowski, Kent St.	†1989	27	112	121	92.6
Cyndi Valentin, Indiana	2004	29	99	107	92.5
Lea Ann Parsley, Marshall	†1990	28	96	104	92.3
Chris Starr, Nevada	1986	25	119	129	92.2
DeAnn Craft, UCF	†1987	24	94	102	92.2

*Record. †National leader.

REBOUNDS

Player, Team	Season	G	Reb.
Courtney Paris, Oklahoma	†2006	36	*539
Wanda Ford, Drake	1985	30	534
Wanda Ford, Drake	†1986	30	506
Anne Donovan, Old Dominion	1983	35	504
Darlene Jones, Mississippi Val.	1983	31	487
Melanie Simpson, Oklahoma City	1982	37	481
Rosina Pearson, Bethune-Cookman	†1985	26	480
Patricia Hoskins, Mississippi Val.	†1987	28	476
Cheryl Miller, Southern California	1985	30	474
Darlene Beale, Howard	1987	29	459
Olivia Bradley, West Virginia	1985	30	458
Valerie Still, Kentucky	1982	32	457
Darlene Jones, Mississippi Val.	1982	33	453
Deborah Temple, Delta St.	1983	29	451

*Record. †National leader.

REBOUND AVERAGE

Player, Team	Ht.	Season	G	Reb.	Avg.
Rosina Pearson, Bethune-Cookman	6-0	†1985	26	480	*18.5
Wanda Ford, Drake	6-0	1985	30	534	17.8
Katie Beck, East Tenn. St.	6-0	†1988	25	441	17.6
DeShawne Blocker, East Tenn. St.	6-0	†1994	26	450	17.3
Patricia Hoskins, Mississippi Val.	6-3	†1987	28	476	17.0
Wanda Ford, Drake	6-0	†1986	30	506	16.9
Patricia Hoskins, Mississippi Val.	6-3	†1989	27	440	16.3
Joy Kellogg, Oklahoma City	6-1	†1984	23	373	16.2
Deborah Mitchell, Mississippi Col.	6-2	†1983	28	447	16.0
Cheryl Miller, Southern California	6-3	1985	30	474	15.8
Darlene Beale, Howard	5-10	1987	29	459	15.8
Darlene Jones, Mississippi Val.	6-1	1983	31	487	15.7
Deborah Temple, Delta St.	5-10	1983	29	451	15.6
Valorie Whiteside, Appalachian St.	5-11	1985	28	435	15.5
Tarcha Hollis, Grambling	6-4	†1991	29	443	15.3
Olivia Bradley, West Virginia	6-1	1985	30	458	15.3
Pam Hudson, Northwestern St.	5-11	†1990	29	438	15.1
Angela Jenkins, Georgia St.	6-3	1985	26	392	15.1
Darlene Beale, Howard	6-2	1986	28	422	15.1

*Record. †National leader.

ASSISTS

Player, Team	Season	G	Ass.
Suzie McConnell, Penn St.	†1987	30	*355
Suzie McConnell, Penn St.	†1986	32	338
Tine Freil, Pacific	†1990	29	321
Neacole Hall, Alabama St.	†1989	29	319
Neacole Hall, Alabama St.	†1988	28	318
Faith Mimnaugh, Loyola (Ill.)	†1985	27	316
Andrea Nagy, Florida Int'l.	†1995	32	315

*Record. †National leader.

ASSIST AVERAGE

Player, Team	Season	G	Ass.	Avg.
Suzie McConnell, Penn St.	†1987	30	*355	*11.8
Faith Mimnaugh, Loyola (Ill.)	†1985	27	316	11.7
Neacole Hall, Alabama St.	†1988	28	318	11.4
Tine Freil, Pacific	†1990	29	321	11.1
Neacole Hall, Alabama St.	†1989	29	319	11.0
Gaynor O'Donnell, East Caro.	†1993	28	300	10.7
La'Terrica Dobin, Northwestern St.	†2003	28	298	10.6
Suzie McConnell, Penn St.	†1986	32	338	10.6
Kim Skala, East Tenn. St.	1986	27	285	10.6

*Record. †National leader.

BLOCKED SHOTS

Player, Team	Season	G	Blk.
Amie Williams, Jackson St.	†2003	29	*152
Michelle Wilson, Texas Southern	†1989	27	151
Sandora Irvin, TCU	†2005	33	150
Denise Hogue, Col. of Charleston	†1992	28	147
Genia Miller, Cal St. Fullerton	1991	33	146
Marita Payne, Auburn	2005	28	141
Simone Srubek, Fresno St.	†1990	31	138
Chris Enger, San Diego	†1993	28	137
Brooke McAfee, IUPUI	†2006	28	137
Trish Andrew, Michigan	1992	28	136
Cassie Hager, UNI	2005	31	135
Alison Bales, Duke	2005	36	134
Ashley Sparkman, Northwestern St.	2005	27	132
Heidi Gillingham, Vanderbilt	1992	31	131
Rebecca Lobo, Connecticut	†1994	33	131

*Record. †National leader.

BLOCKED-SHOT AVERAGE

Player, Team	Season	G	Blk.	Avg.
Michelle Wilson, Texas Southern	†1989	27	151	*5.6
Denise Hogue, Col. of Charleston	†1992	28	147	5.3
Amie Williams, Jackson St.	†2003	29	*152	5.2
Suzanne Johnson, Monmouth	†1991	23	117	5.1
Marita Payne, Auburn	†2005	28	141	5.0
Chris Enger, San Diego	†1993	28	137	4.9
Brooke McAfee, IUPUI	†2006	28	137	4.9
Ashley Sparkman, Northwestern St.	2005	27	132	4.9
Trish Andrew, Michigan	1992	28	136	4.9
Janetta Johnson, Wisconsin	1989	27	130	4.8
Brooke McAfee, IUPUI	†2004	27	130	4.8
Carvie Upshaw, New Orleans	1989	28	125	4.5
Simone Srubek, Fresno St.	†1990	31	138	4.5
Sandora Irvin, TCU	2005	33	150	4.5
Genia Miller, Cal St. Fullerton	1991	33	146	4.4
Cassie Hager, UNI	2005	31	135	4.4

*Record. †National leader.

STEALS

Player, Team	Season	G	Stl.
Natalie White, Florida A&M	†1995	30	*191
Natalie White, Florida A&M	†1994	28	172
Heidi Caruso, Lafayette	†1993	28	168
Ticha Penicheiro, Old Dominion	1997	36	161
Ticha Penicheiro, Old Dominion	†1998	32	161
Shelly Boston, Florida A&M	†1990	29	160
Donna McGary, Mississippi Val.	†1989	29	158
Oberon Pitterson, Western Ill.	1994	28	155
Heidi Caruso, Lafayette	1994	27	153
Debbie Black, St. Joseph's	1988	32	150
Sherill Baker, Georgia	†2006	32	149
Neacole Hall, Alabama St.	1989	29	148
Colleen Cook, Youngstown St.	1998	31	145
Heidi Caruso, Lafayette	1992	29	144
Kim Perrot, La.-Lafayette	1990	28	143
Natalie White, Florida A&M	†1992	28	143
Nykesha Sales, Connecticut	1997	34	143
Shelly Boston, Florida A&M	†1991	28	142
Alfreda Jefferson, Delaware St.	1995	26	142

*Record. †National leader.

STEAL AVERAGE

Player, Team	Season	G	Stl.	Avg.
Natalie White, Florida A&M	†1995	30	*191	*6.4
Natalie White, Florida A&M	†1994	28	172	6.1
Heidi Caruso, Lafayette	†1993	28	168	6.0
Heidi Caruso, Lafayette	1994	27	153	5.7
Oberon Pitterson, Western Ill.	1994	28	155	5.5
Shelly Boston, Florida A&M	†1990	29	160	5.5
Alfreda Jefferson, Delaware St.	1995	26	142	5.5
Donna McGary, Mississippi Val.	†1989	29	158	5.4
LeKeysha Johnson, Southern U.	†1996	22	118	5.4
Kim Perrot, La.-Lafayette	1990	28	143	5.1
Neacole Hall, Alabama St.	1989	29	148	5.1
Alfreda Jefferson, Delaware St.	1996	26	131	5.0
Ticha Penicheiro, Old Dominion	†1998	32	161	5.0
Tami Varnado, Alcorn St.	1992	27	136	5.0
Oberon Pitterson, Western Ill.	1995	28	140	5.0
Heidi Caruso, Lafayette	1992	29	144	5.0

*Record. †National leader.

Top Season Performances by Class

SCORING AVERAGE

Class	Player, Team	Season	G	FG	3FG	FT	Pts.	Avg.
Senior	Patricia Hoskins, Mississippi Val.	1989	27	345	13	205	908	33.6
Junior	Andrea Congreaves, Mercer	1992	28	353	77	142	925	33.0
Sophomore	Deborah Temple, Delta St.	1983	29	311	—	189	811	28.0
Freshman	Tina Hutchinson, San Diego St.	1984	30	383	—	132	898	29.9

FIELD-GOAL PERCENTAGE

Class	Player, Team	Season	G	FG	FGA	Pct.
Senior	Myndee Larsen, Southern Utah	1998	28	249	344	72.4
Junior	Lidiya Varbanova, Boise St.	1993	27	200	294	68.0
Sophomore	Chantelle Anderson, Vanderbilt	2001	34	292	404	72.3
Freshman	Alisha Hill, Howard	1995	28	194	281	69.0

THREE-POINT FIELD GOALS PER GAME

Class	Player, Team	Season	G	3FG	Avg.
Senior	Sandi Bittler, Princeton	1990	22	89	4.05
Junior	Lisa McMullen, Alabama St.	1991	28	126	4.50
Sophomore	Shrieka Evans, Grambling	2001	29	111	3.83
Freshman	Shrieka Evans, Grambling	2000	30	120	4.00

THREE-POINT FIELD-GOAL PERCENTAGE

Class	Player, Team	Season	G	3FG	3FGA	Pct.
Senior	Kathy Halligan, Creighton	1992	32	72	130	55.4
Junior	Cara Frey, Harvard	1993	25	50	97	51.5
Sophomore	Alicia Ratay, Notre Dame	2001	36	81	148	54.7
Freshman	Heather Donlon, Fordham	1990	29	50	87	57.5

FREE-THROW PERCENTAGE

Class	Player, Team	Season	G	FT	FTA	Pct.
Senior	Ginny Doyle, Richmond	1992	29	96	101	95.0
Junior	Paula Corder-King, Southeast Mo. St.	1999	28	111	118	94.1
Sophomore	Adrienne Squire, Penn St.	2006	29	80	83	96.4
Freshman	Jennifer Howard, North Carolina St.	1994	27	118	127	92.9

REBOUND AVERAGE

Class	Player, Team	Season	G	Reb.	Avg.
Senior	Katie Beck, East Tenn. St.	1988	25	441	17.6
Junior	Rosina Pearson, Bethune-Cookman	1985	26	480	18.5
Sophomore	Patricia Hoskins, Mississippi Val.	1987	28	476	17.0
Freshman	Valorie Whiteside, Appalachian St.	1985	28	435	15.5

ASSIST AVERAGE

Class	Player, Team	Season	G	Ast.	Avg.
Senior	Faith Mimnaugh, Loyola (Ill.)	1985	27	316	11.7
Junior	Suzie McConnell, Penn St.	1987	30	355	11.8
Sophomore	Suzie McConnell, Penn St.	1986	32	338	10.6
Freshman	Tine Freil, Pacific	1990	29	321	11.1

BLOCKED-SHOT AVERAGE

Class	Player, Team	Season	G	Blk.	Avg.
Senior	Michelle Wilson, Texas Southern	1989	27	151	5.6
Junior	Denise Hogue, Col. of Charleston	1992	28	147	5.3
Sophomore	Brooke McAfee, IUPUI	2004	27	130	4.8
Freshman	Kathy Gilbert, Columbia	1988	25	101	4.0

STEAL AVERAGE

Class	Player, Team	Season	G	Stl.	Avg.
Senior	Natalie White, Florida A&M	1995	30	191	6.4
Junior	Natalie White, Florida A&M	1994	28	172	6.1
Sophomore	Vanessa Hayden, Florida	2002	29	126	4.3
Freshman	Natalie White, Florida A&M	1992	28	143	5.1

Top Season Performances by a Freshman

POINTS

Player, Team	Season	G	FG	3FG	FT	Pts.
Tina Hutchinson, San Diego St.	1984	30	383	—	132	898
Courtney Paris, Oklahoma	2006	36	331	0	126	788
Annette Smith, Texas	1982	39	316	—	121	753
Tamika Catchings, Tennessee	1998	39	253	40	165	711
Julie Fitzpatrick, Drake	1985	30	292	—	109	693

SCORING AVERAGE

Player, Team	Season	G	FG	3FG	FT	Pts.	Avg.
Tina Hutchinson, San Diego St.	1984	30	383	—	132	898	29.9
Valorie Whiteside, Appalachian St.	1985	28	279	—	200	758	27.1
Patricia Hoskins, Mississippi Val.	1986	26	242	—	167	651	25.0
Tarcha Hollis, Grambling	1989	28	299	0	89	687	24.5
Rose Willis, Morgan St.	1986	21	204	—	101	509	24.2
Korie Hleda, Duquesne	1995	26	257	34	80	628	24.2

FIELD-GOAL PERCENTAGE

Player, Team	Season	G	FG	FGA	Pct.
Alisha Hill, Howard	1995	28	194	281	69.0
Lidiya Varbanova, Boise St.	1991	22	128	188	68.1
Diane Seng, Tennessee Tech	1997	29	257	379	67.8
LaFreda Deckard, North Texas	1995	27	147	217	67.7
Michelle Suman, San Diego St.	1992	29	156	234	66.7

THREE-POINT FIELD-GOAL PERCENTAGE

Player, Team	Season	G	3FG	3FGA	Pct.
Heather Donlon, Fordham	1990	29	50	87	57.5
Erin Maher, Harvard	1990	26	41	78	52.6
Heather Prather, Middle Tenn.	1993	28	46	90	51.1
Kelly DeLong, Western Mich.	1996	27	68	137	49.6
Michelle Nason, Western Ill.	1991	27	47	95	49.5

THREE-POINT FIELD GOALS PER GAME

Player, Team	Season	G	3FG	Avg.
Shrieka Evans, Grambling.....	2000	30	120	4.00
Danielle Viglione, Texas.....	1994	30	115	3.83
Laurie Koehn, Kansas St.....	2002	34	122	3.59
Kim MacMillan, Long Island.....	2000	29	103	3.55
Keturah Newkirk, Bethune-Cookman.....	2006	29	100	3.45

FREE-THROW PERCENTAGE

Player, Team	Season	G	FT	FTA	Pct.
Jennifer Howard, North Carolina St.....	1994	27	118	127	92.9
Lisa Furlin, Indiana.....	1993	27	75	83	90.4
Kandi Brown, Morehead St.....	2001	29	75	83	90.4
Jenni Kraft, Duke.....	1989	28	90	100	90.0
Christy Smith, Arkansas.....	1995	30	134	149	89.9

REBOUNDS

Player, Team	Season	G	Reb.
Courtney Paris, Oklahoma.....	2006	36	539
Ida Johnson, Delta St.....	1982	39	443
Valorie Whiteside, Appalachian St.....	1985	28	435
Angela Jenkins, Georgia St.....	1985	26	392
Patricia Hoskins, Mississippi Val.....	1986	26	378

REBOUND AVERAGE

Player, Team	Season	G	Reb.	Avg.
Valorie Whiteside, Appalachian St.....	1985	28	435	15.5
Angela Jenkins, Georgia St.....	1985	26	392	15.1
Courtney Paris, Oklahoma.....	2006	36	539	15.0
Patricia Hoskins, Mississippi Val.....	1986	26	378	14.5
Wanda Ford, Drake.....	1983	28	367	13.1

ASSISTS (from 1985)

Player, Team	Season	G	Ast.
Suzie McConnell, Penn St.....	1985	33	321
Tine Freil, Pacific.....	1990	29	321
Michelle Burden, Kent St.....	1991	29	294
Andrea Nagy, Florida Int'l.....	1992	33	282
Stephany Raines, Mercer.....	1989	28	250

ASSIST AVERAGE (from 1985)

Player, Team	Season	G	Ast.	Avg.
Tine Freil, Pacific.....	1990	29	321	11.07
Michelle Burden, Kent St.....	1991	29	294	10.14
Suzie McConnell, Penn St.....	1985	33	321	9.73
Stephany Raines, Mercer.....	1989	28	250	8.93
Andrea Nagy, Florida Int'l.....	1992	33	282	8.55

BLOCKED SHOTS (from 1988)

Player, Team	Season	G	Blk.
Courtney Paris, Oklahoma.....	2006	36	119
Kathy Gilbert, Columbia.....	1988	25	101
Scherrie Jackson, Bethune-Cookman.....	1994	26	100
Chris Enger, San Diego.....	1990	27	96
Teresa Geter, Tennessee.....	1998	39	93

BLOCKED-SHOT AVERAGE (from 1988)

Player, Team	Season	G	Blk.	Avg.
Kathy Gilbert, Columbia.....	1988	25	101	4.04
Scherrie Jackson, Bethune-Cookman.....	1994	26	100	3.85

Player, Team	Season	G	Blk.	Avg.
Chris Enger, San Diego.....	1990	27	96	3.56
Amy Lundquist, Loyola Marymount.....	1993	26	88	3.38
Courtney Paris, Oklahoma.....	2006	36	119	3.31

STEALS (from 1988)

Player, Team	Season	G	Stl.
Natalie White, Florida A&M.....	1992	28	143
Stacy Coffey, Oklahoma St.....	1993	32	135
LaShaina Dickerson, Long Island.....	1989	26	122
Kristen Boone, UNC Greensboro.....	2005	28	121
Melanie Boeglin, Indiana St.....	2003	31	117

STEAL AVERAGE (from 1988)

Player, Team	Season	G	Stl.	Avg.
Natalie White, Florida A&M.....	1992	28	143	5.11
LaShaina Dickerson, Brooklyn.....	1989	26	122	4.69
Betsy Gilmore, Dartmouth.....	1991	24	112	4.67
LeKeysha Johnson, Southern U.....	1995	26	115	4.42
Kristen Boone, UNC Greensboro.....	2005	28	121	4.32

Career Records

All career leaders include only those players who played at least three seasons (in a four-year career) or two (in a three-season career) in Division I during the era of official NCAA statistics, beginning with the 1981-82 season.

POINTS

Player, Team	Last Season	G	Pts.
Jackie Stiles, Missouri St.....	2001	129	*3,393
Patricia Hoskins, Mississippi Val.....	1989	110	3,122
Lorri Bauman, Drake.....	1984	120	3,115
Chamique Holdscaw, Tennessee.....	1999	*148	3,025
Cheryl Miller, Southern California.....	1986	128	3,018
Cindy Blodgett, Maine.....	1998	118	3,005
LaToya Thomas, Mississippi St.....	2003	125	2,981
Valorie Whiteside, Appalachian St.....	1988	116	2,944
Kelly Mazzante, Penn St.....	2004	133	2,919
Joyce Walker, LSU.....	1984	117	2,906
Sandra Hodge, New Orleans.....	1984	107	2,860
Andrea Congreaves, Mercer.....	1993	108	2,796
Karen Pelphrey, Marshall.....	1986	114	2,746
Seimone Augustus, LSU.....	2006	140	2,702
Cindy Brown, Long Beach St.....	1987	128	2,696
Chandi Jones, Houston.....	2004	114	2,692
Alana Beard, Duke.....	2004	136	2,687
Carolyn Thompson, Texas Tech.....	1984	121	2,655
Sue Wicks, Rutgers.....	1988	125	2,655
Janet Harris, Georgia.....	1985	131	2,641
Wanda Ford, Drake.....	1986	117	2,636
Korie Hlede, Duquesne.....	1998	109	2,631
Chantelle Anderson, Vanderbilt.....	2003	137	2,605
Wendy Scholtens, Vanderbilt.....	1991	122	2,602
Lisa Ingram, La.-Monroe.....	1986	113	2,601
Anita Maxwell, New Mexico St.....	1996	119	2,601

*Record. \$Played three seasons in Division I (Division II in 1988).

SCORING AVERAGE
(minimum 1,500 points)

Player, Team	Seasons	G	FG	3FG	FT	Pts.	Avg.
Patricia Hoskins, Mississippi Val.	1985-89	110	1,196	24	706	3,122	*28.4
Sandra Hodge, New Orleans	1981-84	107	1,194	—	472	2,860	26.7
Jackie Stiles, Missouri St.	1997-01	129	1,160	221	852	*3,393	26.3
Lorri Bauman, Drake	1981-84	120	1,104	—	*907	3,115	26.0
Andrea Congreaves, Mercer	1989-93	108	1,107	153	429	2,796	25.9
Cindy Blodgett, Maine	1994-98	118	1,055	219	676	3,005	25.5
Valorie Whiteside, Appalachian St.	1984-88	116	1,153	0	638	2,944	25.4
Joyce Walker, LSU	1981-84	117	*1,259	—	388	2,906	24.8
Tarcha Hollis, Grambling	1988-91	85	904	3	247	2,058	24.2
Korie Hlede, Duquesne	1994-98	109	1,045	162	379	2,631	24.1
Karen Pelphey, Marshall	1983-86	114	1,175	—	396	2,746	24.1
Erma Jones, Bethune-Cookman	1982-84	87	961	—	173	2,095	24.1
LaToya Thomas, Mississippi St.	1999-03	125	1,119	34	709	2,981	23.8
Chandi Jones, Houston	2000-04	114	963	188	578	2,692	23.6
Cheryl Miller, Southern California	1983-86	128	1,159	—	700	3,018	23.6
Chris Starr, Nevada	1983-86	101	881	—	594	2,356	23.3
Frances Savage, Miami (Fla.)	1988-92	94	830	43	481	2,184	23.2
Sarah Behn, Boston College	1989-93	109	867	106	683	2,523	23.1
Lisa Ingram, La.-Monroe	1983-86	113	1,093	—	415	2,601	23.0
Andrea Stinson, North Carolina St.	1987-91	94	917	55	247	2,136	22.7
Tresa Spaulding, Brigham Young	1983-87	102	968	—	373	2,309	22.6
Wanda Ford, Drake	1983-86	117	1,132	—	372	2,636	22.5
Diana Caramanico, Penn	1997-01	108	927	13	548	2,415	22.4
Cornelia Gayden, LSU	1991-95	110	829	337	456	2,451	22.3
Dale Hodges, St. Joseph's	1986-90	94	817	0	443	2,077	22.1

*Record. \$Played three seasons in Division I (Division II in 1988).

FIELD-GOAL PERCENTAGE
(minimum 400 field goals made)

Player, Team	Seasons	G	FG	FGA	Pct.
Tamika Williams, Connecticut	1999-03	132	560	797	*70.3
Deneka Knowles, Southeastern La.	1992-96	106	578	849	68.1
Lidiya Varbanova, Boise St.	1990-94	107	754	1,119	67.4
Regina Days, Ga. Southern	1984-88	111	835	1,282	65.1
Chantelle Anderson, Vanderbilt	1999-03	137	1,020	1,568	65.1
Kelly Lyons, Old Dominion	1986-90	122	887	1,373	64.6
Renay Adams, Tennessee Tech	1987-91	120	600	931	64.4
Angie Welle, Iowa St.	1998-02	132	791	1,234	64.1
Barbara Farris, Tulane	1994-98	118	660	1,036	63.7
Trina Roberts, Ga. Southern	1981-84	117	695	1,099	63.2
Myndee Larsen, Southern Utah	1994-98	103	707	1,118	63.2
Ruth Riley, Notre Dame	1997-01	131	777	1,229	63.2
Tyish Hall, Duke	1993-97	109	543	862	63.0
Kara Wolters, Connecticut	1993-97	137	947	1,507	62.8
Angela Crosby, Appalachian St.	1990-94	55	429	683	62.8

Player, Team	Seasons	G	FG	FGA	Pct.
Roschelle Vaughn, Tennessee Tech	1991-93	59	488	780	62.6
Tammi Blackstone, Drake	1996-00	119	611	979	62.4
Latoja Harris, Toledo	1990-94	91	570	915	62.3
Katrina McClain, Georgia	1983-87	125	873	1,407	62.0
Diane Seng, Tennessee Tech	1996-00	120	845	1,362	62.0
Gerlonda Hardin, Austin Peay	2000-04	124	749	1,212	61.8
Vickie Adkins, Kansas	1983-86	95	696	1,127	61.8
Kim Wood, Wis.-Green Bay	1990-94	115	566	917	61.7
Portia Hill, Stephen F. Austin	1988-90	65	610	990	61.6
Crystal Stewart, La.-Monroe	1990-94	114	560	909	61.6

*Record.

THREE-POINT FIELD GOALS

Player, Team	Last Season	Yrs.	G	3FG
Laurie Koehn, Kansas St.	2005	4	121	*392
Erin Thorn, Brigham Young	2003	4	127	391
Kim MacMillan, Long Island/St. John's (N.Y.)	2004	4	117	379
Julie Krommenhoek, Utah	1998	4	117	362
Kelly Mazzante, Penn St.	2004	4	133	357
Valerie King, Cincinnati	2004	4	126	338
Cornelia Gayden, LSU	1995	4	110	337
Lenae Williams, DePaul	2002	4	116	330
Diana Taurasi, Connecticut	2004	4	144	318
Karen Middleton, South Carolina	1991	4	128	317
Wendi Willits, Arkansas	2001	4	131	316
Jennifer Howard, North Carolina St.	1997	4	117	315
Kathy Halligan, Creighton	1992	4	115	309
Julie Jones, Richmond	1992	4	123	309
Nicole Levandusky, Xavier	2001	4	127	304
Kate Bulger, West Virginia	2004	4	115	301
Brenna Doty, Buffalo	1997	4	116	296
Jill Sutton, TCU	2001	4	119	296
Jessica Malone, Gonzaga	2002	4	110	295
Christy Thomaskutty, Tulane	1996	4	118	294
Dayna Finch, Creighton	2004	4	121	294
Danielle Viglione, Texas	1997	4	105	293
Stacy Frese, Iowa St.	2000	4	126	293
Suzie Dailer, St. Bonaventure	1995	4	104	291
Cathy Joens, George Washington	2004	4	123	291

*Record.

THREE-POINT FIELD GOALS PER GAME

Player, Team	Last Season	Yrs.	G	3FG	Avg.
Lisa McMullen, Alabama St.	1991	2	56	224	*4.00
Autumn Hollyfield, Cal St. Fullerton	1995	2	40	155	3.88
Sandi Bittler, Princeton	1990	3	73	246	3.37
Brenda Hatcher, Lamar	1992	2	56	188	3.36
Kim MacMillan, Long Island/St. John's (N.Y.)	2004	4	117	379	3.24



Laurie Koehn made a Division I record 392 three-point field goals during her career at Kansas State.

Photo by Kansas St. Sports Information

Player, Team	Last Season	Yrs.	G	3FG	Avg.
Rhonda McCullough, McNeese St./La.-Lafayette	1990	3	82	260	3.17
Julie Krommenhoek, Utah	1998	4	117	362	3.09
Erin Thorn, Brigham Young	2003	4	127	*391	3.08
Cornelia Gayden, LSU	1995	4	110	337	3.06
Michelle Nason, Bradley	1995	2	52	158	3.04
Kelly Savage, Toledo	1990	3	92	273	2.97
Carolyn Aldridge, Tennessee St.	1995	3	85	244	2.87
Lenae Williams, DePaul	2002	4	330	924	2.84
Jana Crosby, Houston	1990	2	57	161	2.82
Suzie Dailer, St. Bonaventure	1995	4	104	291	2.80
Jean-Marie Lesko, Marist	1998	3	89	249	2.80
Danielle Viglione, Texas	1997	4	105	293	2.79
Julie Lienert, Santa Clara	1991	2	57	157	2.75
Jennifer Howard, North Carolina St.	1997	4	117	315	2.69
Kathy Halligan, Creighton	1992	4	115	309	2.69
Kelly Mazzante, Penn St.	2004	4	133	357	2.68
Valerie King, Cincinnati	2004	4	126	338	2.68
Jessica Malone, Gonzaga	2002	4	295	817	2.68
Amy Waugh, Xavier	2003	4	107	282	2.64
Dana Bilyeu, Tennessee Tech	1993	2	59	155	2.63

*Record.

THREE-POINT FIELD-GOAL PERCENTAGE
(minimum 150 three-point field goals made)

Player, Team	Last Season	Yrs.	G	3FG	3FGA	Pct.
Alicia Ratay, Notre Dame	2003	4	130	262	550	*47.6
Erin Maher, Harvard	1993	4	103	261	559	46.7
Jana Crosby, Houston	1990	2	57	161	345	46.7
Heather Donlon, Fordham	1993	4	116	233	504	46.2
Sandi Bittler, Princeton	1990	3	73	246	534	46.1
Kathy Halligan, Creighton	1992	4	115	309	680	45.4
Stacy Frese, Iowa St.	2000	4	126	293	648	45.2
Jennifer Azzi, Stanford	1990	3	95	191	423	45.2
Heather Prather, Middle Tenn.	1996	4	114	224	502	44.6
Angie Snyder, South Fla.	1992	4	109	159	357	44.5
Karen Middleton, South Carolina	1991	4	128	317	712	44.5
Jill Morton, Louisville	2000	4	112	201	452	44.5
Julie Powell, Vanderbilt	1994	4	121	203	460	44.1
Jackie Stiles, Missouri St.	2001	4	129	221	501	44.1
Lisa Verhoff, Indiana St.	2006	4	111	214	486	44.0
Wendy Davis, Connecticut	1992	4	127	279	635	43.9
Julie Larsen, Utah	2006	4	125	159	362	43.9
Melody Howard, Missouri St.	1994	4	127	258	588	43.9
Kristin Rethman, Kansas St.	2002	4	120	266	609	43.7
Julie Jones, Richmond	1992	4	123	309	712	43.4
Jess Hansen, UC Santa Barb.	2003	4	126	214	494	43.3
Julie Meier, Southeast Mo. St.	1995	4	106	177	409	43.3
Chrissy Roberts, Eastern Ky.	1998	4	113	219	507	43.2
Julie Krommenhoek, Utah	1998	4	117	362	840	43.1
Tara Saunooke, Clemson	1995	4	121	252	586	43.0

*Record.

FREE-THROW PERCENTAGE
(minimum 250 free throws made)

Player, Team	Seasons	G	FT	FTA	Pct.
Kandi Brown, Morehead St.	2000-04	114	357	390	*91.5
Brooke Lassiter, Louisiana Tech	1998-02	128	269	294	91.5
Cyndi Valentin, Indiana	2003-06	118	403	457	88.2
Karen Murray, Washington	1981-84	107	269	307	87.6
Katie Kelly, Eastern Ky.	2000-04	117	562	642	87.5
Susan Robinson, Penn St.	1988-92	122	487	557	87.4
Lisa Goodin, Eastern Ky.	1981-84	111	526	602	87.4
Jennifer Cole, La Salle	1989-93	116	398	456	87.3
Alicia Ratay, Notre Dame	1999-03	130	387	444	87.2
Wendy Scholtens, Vanderbilt	1987-91	122	681	785	86.8
Valerie King, Cincinnati	2000-04	126	440	508	86.6
Brooke Armistead, Austin Peay	1999-03	120	601	694	86.6
Chris Starr, Nevada	1983-86	101	594	687	86.5
Kelly Hebler, Eastern Mich.	1986-90	106	282	326	86.5
Erin Thorn, Brigham Young	1999-03	127	258	300	86.0
Megan Duffy, Notre Dame	2003-06	127	403	469	85.9
Kari Koch, Missouri St.	2003-06	122	384	448	85.7
Seimone Augustus, LSU	2003-06	121	401	468	85.7
Laura Shelton, Eastern Ky.	2003-06	116	324	379	85.5
Jackie Stiles, Missouri St.	1997-01	129	852	997	85.5
Amy Waugh, Xavier	1999-03	107	363	425	85.4
Linda Page, North Carolina St.	1982-85	124	407	477	85.3
Kristin Mattox, Louisville	1992-96	116	260	305	85.2
Carol Madsen, Purdue/Xavier	1989-90, 91-94	88	283	332	85.2
Jeanine Radice, Fordham	1985-89	111	521	612	85.1
Tommi Paris, Furman	2003-06	116	423	497	85.1
Jody Beerman, Central Mich.	1983-87	114	491	577	85.1
Julie Krommenhoek, Utah	1994-98	117	313	368	85.1

*Record.

REBOUNDS

Player, Team	Seasons	G	Reb.
Wanda Ford, Drake	1983-86	117	*1,887
Patricia Hoskins, Mississippi Val.	1985-89	110	1,662
Cheryl Miller, Southern California	1983-86	128	1,534
Cheryl Taylor, Tennessee Tech	1983-87	120	1,532
Marilyn Stephens, Temple	1981-84	117	1,519
Olivia Bradley, West Virginia	1982-85	117	1,484
Judy Mosley, Hawaii	1986-90	114	1,441
Tracy Claxton, Kansas/Old Dominion	1982-83, 84-85	118	1,434
Kym Hampton, Arizona St.	1981-84	120	1,415
Katie Beck, East Tenn. St.	1984-88	105	1,404
Janet Harris, Georgia	1982-85	131	1,398
Lorena Legarde, Portland	1982-85	127	1,393
Joskeen Garner, Northwestern St.	1992-96	119	1,388
Sandora Irvin, TCU	2002-05	127	1,370
Valorie Whiteside, Appalachian St.	1984-88	116	1,369
Khara Smith, DePaul	2002-06	131	1,369

*Record.

REBOUND AVERAGE
(minimum 800 rebounds)

Player, Team	Seasons	G	Reb.	Avg.
Wanda Ford, Drake	1983-86	117	*1,887	*16.1
Patricia Hoskins, Mississippi Val.	1985-89	110	1,662	15.1
Tarcha Hollis, Grambling	1988-91	85	1,185	13.9
Katie Beck, East Tenn. St.	1984-88	105	1,404	13.4
Marilyn Stephens, Temple	1981-84	117	1,519	13.0
Natalie Williams, UCLA	1991-94	89	1,137	12.8
Cheryl Taylor, Tennessee Tech	1983-87	120	1,532	12.8
DeShawne Blocker, East Tenn. St.	1991-95	107	1,361	12.7
Olivia Bradley, West Virginia	1982-85	117	1,484	12.7
Judy Mosley, Hawaii	1986-90	114	1,441	12.6
Chana Perry, La.-Monroe/San Diego St.	1984-89	103	1,286	12.5
Tera Sheriff, Jackson St.	1992-95	72	890	12.4
Andrea Gardner, Howard	1999-02	87	1,080	12.4
Katrina Fields, Fairfield	1982-85	99	1,210	12.2
Tracy Claxton, Kansas/Old Dominion	1982-83, 84-85	118	1,434	12.2
Kristin Wilson, Charlotte	1983-87	107	1,305	12.2
Angela Buckner, Wichita St.	2000-04	107	1,297	12.1
Derunzia Johnson, La.-Monroe	1987-90	83	1,006	12.1
Cheryl Miller, Southern California	1983-86	128	1,534	12.0
Rachel Bouchard, Maine	1987-91	110	1,309	11.9
Liz Coffin, Maine	1984-88	114	1,351	11.9
Gwen Austin, UNC Wilmington	1982-85	109	1,290	11.8
Kym Hampton, Arizona St.	1981-84	120	1,415	11.8
Valorie Whiteside, Appalachian St.	1984-88	116	1,369	11.8
Linda Wilson, Monmouth	1983-87	113	1,336	11.8

*Record.

ASSISTS

Player, Team	Last Season	Yrs.	G	Ast.
Suzie McConnell, Penn St.	1988	4	128	*1,307
Andrea Nagy, Florida Int'l	1995	4	125	1,165
Tine Freil, Pacific	1993	4	111	1,088
Shanya Evans, Providence	1991	4	121	987



Morehead State's Kandi Brown went 357-390 from the free-throw line during her career to set the Division I record at 91.5 percent.

Photo by Morehead St. Sports Information

Player, Team	Last Season	Yrs.	G	Ast.
Ticha Penicheiro, Old Dominion	1998	4	133	939
La'Terrica Dobin, Northwestern St.	2004	4	113	921
Dalma Ivanyi, Florida Int'l	1999	4	106	896
Nancy Kennelly, Northwestern	1993	4	116	892
Neacole Hall, Alabama St.	1989	3	84	869
Teresa Weatherspoon, Louisiana Tech	1988	4	131	858
Sara Nord, Louisville	2004	4	118	852
Stephany Raines, Mercer	1992	4	109	851
Erin Grant, Texas Tech	2006	4	128	844
Tasha Pointer, Rutgers	2001	4	128	836
Gaynor O'Donnell, East Caro.	1993	4	114	833
Tina Nicholson, Penn St.	1996	4	124	826
Shawn Monday, Tennessee Tech	1990	4	121	823
Camille Ratledge, Florida	1990	4	111	816
Niesa Johnson, Alabama	1995	4	125	800
Michelle Burden, Kent St.	1994	4	116	798
Kim Kawamoto, Army	1992	4	114	796
Lisa Branch, Texas A&M	1996	4	120	795
Dayna Smith, Rhode Island	1996	4	111	793
Michele Koclanes, Richmond	2002	4	112	793
Angela Zampella, St. Joseph's	2001	4	120	788

*Record.

ASSIST AVERAGE

(minimum 500 assists)

Player, Team	Last Season	Yrs.	G	Ast.	Avg.
Neacole Hall, Alabama St.	1989	3	84	869	*10.35
Suzie McConnell, Penn St.	1988	4	128	*1,307	10.21
Tine Freil, Pacific	1993	4	111	1,088	9.80
Andrea Nagy, Florida Int'l	1995	4	125	1,165	9.32
Dalma Ivanyi, Florida Int'l	1999	4	106	896	8.45
Shanya Evans, Providence	1991	4	121	987	8.16
La'Terrica Dobin, Northwestern St.	2004	4	113	921	8.15
Anja Bordt, St. Mary's (Cal.)	1991	3	81	654	8.07
Stephany Raines, Mercer	1992	4	109	851	7.81
Nancy Kennelly, Northwestern	1993	4	116	892	7.69
Camille Ratledge, Florida	1990	4	111	816	7.35
Gaynor O'Donnell, East Caro.	1993	4	114	833	7.31
Sara Nord, Louisville	2004	4	118	852	7.22
Dayna Smith, Rhode Island	1996	4	111	793	7.14
Michele Koclanes, Richmond	2002	4	112	793	7.08
Ticha Penicheiro, Old Dominion	1998	4	133	939	7.06
Boky Vidic, Oregon St.	1996	3	78	548	7.03
Kim Kawamoto, Army	1992	4	114	796	6.98
Mary Gavin, Notre Dame	1988	4	112	778	6.95
Michelle Burden, Kent St.	1994	4	116	798	6.88
Shawn Monday, Tennessee Tech	1990	4	121	823	6.80
Gina Graziani, Miami (Fla.)	2000	4	111	743	6.69
Tina Nicholson, Penn St.	1996	4	124	826	6.66
Tanya Warren, Creighton	1988	4	98	650	6.63
Lisa Branch, Texas A&M	1996	4	120	795	6.63

*Record.

BLOCKED SHOTS

Player, Team	Ht.	Last Season	Yrs.	G	Blk.
Sandora Irvin, TCU	6-3	2005	4	127	*480
Brooke McAfee, IUPUI	6-2	2006	4	111	447
Genia Miller, Cal St. Fullerton	6-3	1991	4	118	428
Heidi Gillingham, Vanderbilt	6-10	1994	4	128	413
Zane Teilane, Western Ill.	6-7	2006	4	106	406
Rebecca Lobo, Connecticut	6-4	1995	4	126	396
Marita Payne, Auburn	6-5	2006	4	122	377
Chris Enger, San Diego	6-4	1993	4	96	372
Kara Wolters, Connecticut	6-7	1997	4	137	370
Ruth Riley, Notre Dame	6-5	2001	4	131	370
Angela Gorsica, Vanderbilt	6-6	1997	4	127	368
Trish Andrew, Michigan	6-3	1993	4	113	367
Denise Hogue, Col. of Charleston	6-4	1993	4	106	359
Vanessa Hayden, Florida	6-4	2004	4	107	357
Ugo Oha, George Washington	6-4	2004	4	124	355
Jordan Adams, New Mexico	6-3	2006	4	128	344
Cassie Hager, UNI	6-7	2006	4	108	337
Amy Lundquist, Loyola Marymount/DePaul	6-5	1997	4	113	336
Teresa Jenkins, Florida A&M	6-6	1999	4	113	336
DeMya Walker, Virginia	6-3	1999	4	122	330
Dawn Royster, North Carolina	6-0	1987	4	110	329
Tajama Abraham, George Washington	6-3	1997	4	130	326
Stefanie Kasperski, Oregon	6-7	1990	3	89	322
Lisa Leslie, Southern California	6-5	1994	4	120	321
Malveata Johnson, N.C. A&T	6-3	2001	4	110	317

*Record. ^Active player.

BLOCKED-SHOT AVERAGE

(minimum 200 blocked shots)

Player, Team	Ht.	Last Season	Yrs.	G	Blk.	Avg.
Amie Williams, Jackson St.	6-7	2004	2	59	279	*4.73
Brooke McAfee, IUPUI	6-2	2006	4	111	447	4.03
Chris Enger, San Diego	6-4	1993	4	96	372	3.88
Zane Teilane, Western Ill.	6-7	2006	4	106	406	3.83
Sandora Irvin, TCU	6-3	2005	4	127	*480	3.78
Suzanne Johnson, Monmouth	6-3	1991	3	73	269	3.68
Genia Miller, Cal St. Fullerton	6-3	1991	4	118	428	3.63
Stefanie Kasperski, Oregon	6-7	1990	3	89	322	3.62
Denise Hogue, Col. of Charleston	6-4	1993	4	106	359	3.39
Vanessa Hayden, Florida	6-4	2004	4	107	357	3.34
Katie Beth Pate, Lipscomb	6-5	2006	3	80	264	3.30
Trish Andrew, Michigan	6-3	1993	4	113	367	3.25
Heidi Gillingham, Vanderbilt	6-10	1994	4	128	413	3.23
Rebecca Lobo, Connecticut	6-4	1995	4	126	396	3.14
Cassie Hager, UNI	6-7	2006	4	108	337	3.12
Marita Payne, Auburn	6-5	2006	4	122	377	3.09
Kathy Gilbert, Columbia	6-3	1991	4	100	305	3.05
Dawn Royster, North Carolina	6-0	1987	4	110	329	2.99
Quacy Barnes, Indiana	6-5	1998	3	90	269	2.99
Teresa Jenkins, Florida A&M	6-6	1999	4	113	336	2.97
Amy Lundquist, Loyola Marymount/DePaul	6-5	1997	4	113	336	2.97
Rosemary Adams, Portland	6-2	1993	3	77	227	2.95
Delores Jones, Northeastern Ill.	6-1	1998	4	104	305	2.93
Pauline Jordan, UNLV	6-3	1990	3	98	286	2.92
Angela Gorsica, Vanderbilt	6-6	1997	4	127	368	2.90

*Record.

STEALS

Player, Team	Last Season	Yrs.	G	Stl.
Natalie White, Florida A&M	1995	4	113	*624
Ticha Penicheiro, Old Dominion	1998	4	133	591
Heidi Caruso, Lafayette	1994	4	113	532
Shiakiea Carter, Grambling	1998	4	116	469
Stacy Coffey, Oklahoma St.	1996	4	118	458
Dawn Staley, Virginia	1992	4	131	454
Toccarra Williams, Texas A&M	2004	4	111	452
Nykesha Sales, Connecticut	1998	4	137	447
Melania Boeglin, Indiana St.	2006	4	124	444
Sherill Baker, Georgia	2006	4	131	426
Donna McGary, Mississippi Val.	1991	4	113	425
Rochelle Luckett, Va. Commonwealth	2002	4	114	423
Nicole Kubik, Nebraska	2000	4	125	418
Shelly Boston, Florida A&M	1992	4	88	416
Teresa McNair, Eastern Ky.	2003	4	116	406
Alana Beard, Duke	2004	4	136	404
Clentana Dawkins, Northeastern Ill.	1997	4	109	403
Sonja Tate, Arkansas St.	1993	4	119	402
Latesha Lee, Jackson St.	2004	4	114	394
Tonya Sampson, North Carolina	1994	4	123	390
Trancye Pegues, Alcorn St.	1997	4	98	389
Colleen Cook, Youngstown St.	1998	4	116	384
Mery Andrade, Old Dominion	1999	4	132	382
LaShaina Dickerson, Brooklyn	1992	4	101	381
Dalma Ivanyi, Florida Int'l	1999	4	106	376
Nicole Levandusky, Xavier	2001	4	127	376

*Record.

STEAL AVERAGE

(minimum 200 steals)

Player, Team	Last Season	Yrs.	G	Stl.	Avg.
Natalie White, Florida A&M	1995	4	113	*624	*5.52
Alfreda Jefferson, Delaware St.	1996	2	52	279	5.37
Oberon Pitterson, Western Ill.	1995	2	56	295	5.27
Neacole Hall, Alabama St.	1989	2	57	281	4.93
Shelly Boston, Florida A&M	1992	4	88	416	4.73
Heidi Caruso, Lafayette	1994	4	113	532	4.71
Ticha Penicheiro, Old Dominion	1998	4	133	591	4.44
Betsy Gilmore, Dartmouth	1995	4	90	370	4.11
Toccarra Williams, Texas A&M	2004	4	111	452	4.07
Kim Perrot, La-Lafayette	1990	3	83	336	4.05
Shiakiea Carter, Grambling	1998	4	116	469	4.04
Trancye Pegues, Alcorn St.	1997	4	98	389	3.97
Kim Hill, Northwestern St.	1993	2	61	238	3.90
Stacy Coffey, Oklahoma St.	1996	4	118	458	3.88
Kasia McClendon, Southern Ill.	1997	4	95	366	3.85
Keisha Anderson, Wisconsin	1997	3	85	327	3.85
Jessica Mudry, Lehigh	1996	3	81	307	3.79
LaShaina Dickerson, Brooklyn	1992	4	101	381	3.77
Donna McGary, Mississippi Val.	1991	4	113	425	3.76
Ann Webster, Southeastern La.	2002	2	57	214	3.75

Player, Team	Last Season	Yrs.	G	Stl.	Avg.
Lisa McMullen, Alabama St.	1991	2	56	209	3.73
Tomika Young, Brigham Young	1993	2	55	205	3.73
Rochelle Luckett, Va. Commonwealth	2002	4	114	423	3.71
LaKeita Richardson, Sam Houston St.	1995	2	54	200	3.70
Clentana Dawkins, Northeastern Ill.	1997	4	109	403	3.70

*Record.

2,000 POINTS & 1,000 REBOUNDS

Player, Team	Last Season	Pts.	Reb.
Patricia Hoskins, Mississippi Val.	1989	3,122	1,662
Lorri Bauman, Drake	1984	3,115	1,050
Chamique Holdscraw, Tennessee	1999	3,025	1,295
Cheryl Miller, Southern California	1986	3,018	1,534
LaToya Thomas, Mississippi St.	2003	2,981	1,108
Valorie Whiteside, Appalachian St.	1988	2,944	1,369
Andrea Congreaves, Mercer	1993	2,796	1,141
Cindy Brown, Long Beach St.	1987	2,696	1,184
Carolyn Thompson, Texas Tech	1984	2,655	1,247
Sue Wicks, Rutgers	1988	2,655	1,357
Janet Harris, Georgia	1985	2,641	1,398
Wanda Ford, Drake	1986	2,636	1,887
Wendy Scholtens, Vanderbilt	1991	2,602	1,272
Anita Maxwell, New Mexico St.	1996	2,601	1,189
Lisa Ingram, La.-Monroe	1986	2,601	1,173
Deborah Temple, Delta St./Mississippi	1985	2,573	1,261
Cheryl Taylor, Tennessee Tech	1987	2,526	1,532
Albena Branzova, Florida Int'l	1995	2,515	1,092
Diana Vines, DePaul	1989	2,504	1,269
Sophia Young, Baylor	2006	2,480	1,316
Judy Mosley, Hawaii	1990	2,479	1,441
Cherie Nelson, Southern California	1989	2,474	1,232
Patty Stoffey, Loyola (Md.)	1995	2,467	1,025
Caroline Mast, Ohio	1986	2,449	1,223
Genia Miller, Cal St. Fullerton	1991	2,415	1,162
Diana Caramanico, Penn.	2001	2,415	1,207
Lisa Leslie, Southern California	1994	2,414	1,214
Shelly Pennefather, Villanova	1987	2,408	1,171
Rachel Bouchard, Maine	1991	2,405	1,309
Karen Jennings, Nebraska	1993	2,405	1,000
Janice Lawrence, Louisiana Tech	1984	2,403	1,097
Lorena Legarde, Portland	1985	2,393	1,393
Regina Kirk, Chattanooga	1988	2,376	1,086
Karen Elsner, Richmond	1985	2,367	1,244
Kym Hampton, Arizona St.	1984	2,361	1,415
Linda Frohlich, UNLV	2002	2,355	1,124
Tanja Kostic, Oregon St.	1996	2,349	1,001
Paula McGee, Southern California	1984	2,346	1,160
Jess Zenobile, St. Francis (Pa.)	2000	2,338	1,295
Sue Galkantas, Florida St.	1984	2,327	1,006
Tara Boothe, Xavier	2006	2,324	1,004
Dorothy Bowers, Youngstown St.	1988	2,322	1,083
Allison Feaster, Harvard	1998	2,316	1,134
Sonja Tate, Arkansas St.	1993	2,312	1,006
Adrian Vickers, South Ala.	1990	2,285	1,364
Kim Smith, Utah	2006	2,281	1,015
Janice Felder, Southern Miss.	1994	2,275	1,169
Lillie Mason, Western Ky.	1986	2,262	1,006
Alison Lang, Oregon	1984	2,254	1,101
Susan Robinson, Penn St.	1992	2,253	1,070
Tina Thompson, Southern California	1997	2,248	1,168
Khara Smith, DePaul	2006	2,241	1,369
Chris Moreland, Duke	1988	2,232	1,229
Kelly Lyons, Old Dominion	1990	2,224	1,008
Pam McGee, Southern California	1984	2,214	1,255
Tracy Reid, North Carolina	1998	2,200	1,065
Katrina McClain, Georgia	1987	2,195	1,193
Marilyn Stephens, Temple	1984	2,194	1,519
Vivian Herron, Oral Roberts	1989	2,192	1,007
Maureen Formico, Pepperdine	1986	2,190	1,188
Gray Harris, Southeast Mo. St.	1996	2,176	1,000
Rushia Brown, Furman	1994	2,169	1,023
Clinette Jordan, Oklahoma St.	1989	2,168	1,128
Chana Perry, La.-Monroe/San Diego St.	1989	2,163	1,286
Liz Coffin, Maine	1988	2,153	1,351
Katie Beck, East Tenn. St.	1988	2,151	1,404
Angie Welle, Iowa St.	2002	2,149	1,209
Kristina Behnfeldt, Marshall	1999	2,144	1,101
Phyllette Blake, Ga. Southern	1989	2,140	1,242
Rebecca Lobo, Connecticut	1995	2,133	1,268
Portland McCaskill, Southern Miss.	1985	2,130	1,064
Renee Kelly, Missouri	1987	2,119	1,098
Orphie Moore, South Ala.	1987	2,118	1,116
Tomika Catchings, Tennessee	2001	2,113	1,004
Celeste Hill, Old Dominion	1994	2,112	1,124

Player, Team	Last Season	Pts.	Reb.
Ella Williams, Alcorn St.	1984	2,111	1,102
Sheri Turnbull, Vermont	1994	2,108	1,056
Carol Owens, Northern Ill.	1990	2,102	1,028
Venus Lacy, Old Dominion/Louisiana Tech	1990	2,096	1,243
Charlotte Smith, North Carolina	1995	2,094	1,200
Regina Days, Ga. Southern	1988	2,091	1,078
DeShawne Blocker, East Tenn. St.	1995	2,086	1,361
Dale Hodges, St. Joseph's	1990	2,077	1,049
Val Whiting, Stanford	1993	2,077	1,134
Deb Asper, Utah	1984	2,074	1,042
Ruth Riley, Notre Dame	2001	2,072	1,007
Becky Jackson, Auburn	1984	2,068	1,118
Lisa Van Goor, Colorado	1985	2,067	1,154
Tammy McCarthy, UMBC	1987	2,063	1,047
Antoinette Norris, Stephen F. Austin	1988	2,062	1,360
Nicole Powell, Stanford	2004	2,062	1,143
Tarcha Hollis, Grambling	1991	2,058	1,187
Gwen Austin, UNC Wilmington	1985	2,056	1,290
Laura Coenen, Minnesota	1985	2,044	1,029
Regina Street, Memphis	1985	2,043	1,281
Vickie Orr, Auburn	1989	2,035	1,006
Carol Smith, Alabama	1986	2,028	1,076
Linda Grayson, Northwestern St.	1989	2,028	1,122
Kahadeejah Herbert, Penn St.	1985	2,026	1,103
Maggie Stinnett, Baylor	1991	2,026	1,011
Tamika Coley, UCF	1996	2,006	1,211

MOST GAMES SCORING IN DOUBLE FIGURES

Career

(May count all years of career as long as 1981-82 season is included)

Games	Player, Team	Years	Total Games Played
130	Sophia Young, Baylor	2003-06	139
127	Jackie Stiles, Missouri St.	1997-01	129
127	Alana Beard, Duke	2000-04	136
125	LaToya Thomas, Mississippi St.	1998-02	125
124	LaTaunya Pollard, Long Beach St.	1980-83	128
124	Kim Smith, Utah	2003-06	130
117	Nicole Ohlde, Kansas St.	2000-04	126
115	Beih Morgan, Notre Dame	1993-97	125
115	Tan White, Mississippi St.	2002-05	121
114	Chandi Jones, Houston	2000-04	114
112	Janice Felder, Southern Miss.	1990-94	117
110	Annette Smith, Texas	1981-84, 85-86	131
109	Susan Moran, St. Joseph's	1999-02	122
108	Kim Webb, Middle Tenn.	1984-97	116
108	Valerie King, Cincinnati	2000-04	126
106	Ruth Riley, Notre Dame	1998-01	131
105	Judy Mosley, Hawaii	1986-90	114
101	Sherry Levin, Holy Cross	1980-84	103
101	Katryna Gaither, Notre Dame	1994-97	128
101	Jacqueline Batteast, Notre Dame	2002-05	123
101	Patrice Holmes, Middle Tenn.	2002-05	124
100	DeLisha Milton, Florida	1994-97	125
100	Murriel Page, Florida	1995-98	128

Others (Pre-NCAA Records):

130	Denise Curry, UCLA	1977-81	130
111	Kim Maddox, Long Beach St.	1978-81	121

MOST CONSECUTIVE FREE THROWS MADE

Season

FTM	Player, Team	Year
60	Ginny Doyle, Richmond	1991-92
53	Katie Miller, UNI	1999-00
49	Lisa Rathburn, Brigham Young	1990-91
46	Brooke Lassiter, Louisiana Tech	2000-01
45	Amy Slowikowski, Kent St.	1988-89
45	Wendy Scholtens, Vanderbilt	1988-89
39	Kirsten Smith, Arizona	1985-86
38	Christi Osborne, Virginia Tech	1993-94
37	Lindsay Bowen, Michigan St.	2002-03
36	Shanna Zolman, Tennessee	2003-04
35	Ellen Shields, St. Joseph's	1988-89
35	Angie Sorieya, Dartmouth	2003-04
33	Kourtney Mennen, Indiana St.	1999-00
33	Lindsay Meder, Iowa	2000-01
32	Nicole Erickson, Duke	1998-99
32	Michelle Greco, UCLA	2002-03
31	Lynette Liu, Hawaii	1984-85
31	Linda Cyborski, Delaware	1990-91
31	Shaquale Williams, Oregon	2001-02
31	Jessica Stratton, Baylor	2003-04

Annual Individual Champions

Scoring Average

Season	Player, Team	G	FG	3FG	FT	Pts.	Avg.
1982	Barbara Kennedy, Clemson	31	392	—	124	908	29.3
1983	LaTaunya Pollard, Long Beach St.	31	376	—	155	907	29.3
1984	Deborah Temple, Delta St.	28	373	—	127	873	31.2
1985	Anucha Browne, Northwestern	28	341	—	173	855	30.5
1986	Wanda Ford, Drake	30	390	—	139	919	30.6
1987	Tresa Spaulding, Brigham Young	28	347	—	116	810	28.9
1988	LeChandra LeDay, Grambling	28	334	36	146	850	30.4
1989	Patricia Hoskins, Mississippi Val.	27	345	13	205	908	*33.6
1990	Kim Perrot, La-Lafayette	28	309	95	128	841	30.0
1991	Jan Jensen, Drake	30	358	6	166	888	29.6
1992	Andrea Congreaves, Mercer	28	353	77	142	925	33.0
1993	Andrea Congreaves, Mercer	26	302	51	150	805	31.0
1994	Kristy Ryan, Sacramento St.	26	240	2	245	727	28.0
1995	Koko Lahanas, Cal St. Fullerton	29	329	0	120	778	26.8
1996	Cindy Blodgett, Maine	32	313	50	213	889	27.8
1997	Cindy Blodgett, Maine	30	285	69	171	810	27.0
1998	Allison Feaster, Harvard	28	272	58	195	797	28.5
1999	Tamika Whitmore, Memphis	32	325	30	163	843	26.3
2000	Jackie Stiles, Missouri St.	32	297	58	238	890	27.8
2001	Jackie Stiles, Missouri St.	35	365	65	267	*1,062	30.3
2002	Kelly Mazzante, Penn St.	35	313	102	144	872	24.9
2003	Chandi Jones, Houston	28	275	52	168	770	27.5
2004	Emily Faurholt, Idaho	29	261	43	172	737	25.4
2005	Tan White, Mississippi St.	29	241	61	138	681	23.5
2006	Seimone Augustus, LSU	35	334	18	109	795	22.7

*Record.

Field-Goal Percentage

Season	Player, Team	Cl.	G	FG	FGA	Pct.
1982	Trina Roberts, Ga. Southern	So.	31	189	277	68.2
1983	Lydia Sawney, Tennessee Tech	Sr.	27	167	250	66.8
1984	Becky Jackson, Auburn	Sr.	29	210	317	66.2
1985	Monica Lamb, Houston	So.	30	228	344	66.3
1986	Regina Days, Ga. Southern	So.	27	234	332	70.5
1987	Sharon McDowell, UNC Wilmington	Jr.	28	170	251	67.7
1988	Lisa Dodd, Wake Forest	So.	31	172	266	64.7
1989	Sheila Reynolds, Florida Int'l	Jr.	27	214	332	64.5
1990	Kelly Lyons, Old Dominion	Sr.	31	308	444	69.4
1991	Renay Adams, Tennessee Tech	Sr.	30	185	258	71.7
1992	Lidiya Varbanova, Boise St.	So.	29	228	338	67.5
1993	Lidiya Varbanova, Boise St.	Jr.	27	200	294	68.0
1994	Kim Wood, Wis.-Green Bay	Sr.	27	188	271	69.4
1995	Alisha Hill, Howard	Fr.	28	194	281	69.0
1996	Deneka Knowles, Southeastern La.	Sr.	26	199	276	72.1
1997	Diane Seng, Tennessee Tech	Fr.	29	257	379	67.8
1998	Myndee Larsen, Southern Utah	Sr.	28	249	344	*72.4
1999	Ruth Riley, Notre Dame	So.	31	198	290	68.3
2000	Angie Wells, Iowa St.	So.	33	185	286	64.7
2001	Chantelle Anderson, Vanderbilt	So.	34	292	404	72.3
2002	Angie Welle, Iowa St.	Sr.	33	244	369	66.1
2003	Courtney Coleman, Ohio St.	Sr.	32	184	278	66.2
2004	Katie Feenstra, Liberty	Jr.	32	291	443	65.7
2005	Katie Feenstra, Liberty	Sr.	32	230	343	67.1
2006	Crystal Langhorne, Maryland	So.	38	248	370	67.0

*Record.

Three-Point Field Goals Made Per Game

Season	Player, Team	Cl.	G	3FG	Avg.
1988	Gwen Davis, Bethune-Cookman	Jr.	26	111	4.3
1989	Marguerite Moran, Hofstra	Sr.	29	107	3.7
1990	Sandi Bittler, Princeton	Sr.	22	89	4.0
1991	Lisa McMullen, Alabama St.	Jr.	28	*126	*4.5
1992	Lynda Kukla, Valparaiso	Sr.	27	101	3.7
1993	Suzie Dailer, St. Bonaventure	So.	27	99	3.7
1994	Autumn Hollyfield, Cal St. Fullerton	Jr.	27	110	4.1
1995	Cornelia Gayden, LSU	Sr.	27	105	3.9
1996	Tara Gunderson, Iowa St.	Jr.	27	93	3.4
1997	Brenna Doty, Buffalo	Sr.	28	98	3.5
1998	Julie Krommenhoek, Utah	Sr.	27	98	3.6
1999	Courtney Banghart, Dartmouth	Jr.	28	97	3.5
2000	Shrieka Evans, Grambling	Fr.	30	120	4.0
2001	Shrieka Evans, Grambling	So.	29	111	3.8
2002	Laurie Koehn, Kansas St.	Fr.	34	122	3.6
2003	Amy Waugh, Xavier	Sr.	30	107	3.6
2004	Joy Gallagher, Wagner	So.	28	99	3.5

Season	Player, Team	Cl.	G	3FG	Avg.
2005	Jenny Conkle, Belmont	Jr.	28	87	3.1
2006	Toni Kennedy, Md.-East. Shore	Sr.	29	100	3.4

*Record.

Three-Point Field-Goal Percentage

Season	Player, Team	Cl.	G	3FG	3FGA	Pct.
1988	Jamie Siess, Oklahoma St.	Sr.	28	42	82	51.2
1989	Alicia Burke, Oklahoma St.	Sr.	32	57	111	51.4
1990	Heather Donlon, Fordham	Fr.	29	50	87	*57.5
1991	Krista Treide, Wyoming	Sr.	28	57	112	50.9
1992	Kathy Halligan, Creighton	Sr.	32	72	130	55.4
1993	Cara Frey, Harvard	Jr.	25	50	97	51.5
1994	Julie Powell, Vanderbilt	Sr.	30	69	146	47.3
1995	Heather Prather, Middle Tenn.	Jr.	28	69	135	51.1
1996	Kelly DeLong, Western Mich.	Fr.	27	68	137	49.6
1997	Chrissy Roberts, Eastern Ky.	Jr.	30	84	172	48.8
1998	Sarah Lenschow, Valparaiso	So.	28	56	106	52.8
1999	Heather Mayes, Jacksonville St.	Jr.	28	69	145	47.6
2000	Jill Morton, Louisville	Sr.	27	69	129	53.5



LSU's Seimone Augustus capped her career at LSU by leading all of Division I in scoring average with 22.7 points per game during the 2005-06 season.

Photo by Rodolfo Gonzalez/NCAA Photos

Season	Player, Team	Cl.	G	3FG	3FGA	Pct.
2001	Alicia Ratay, Notre Dame	So.	36	81	148	54.7
2002	Lindsay Herbert, Utah	Sr.	27	70	145	48.3
2003	Sinnamonn Garrett, New Mexico St.	Jr.	28	68	137	49.6
2004	Marion Crandall, Eastern Mich.	Sr.	30	77	152	50.7
2005	K.C. Cowgill, Missouri St.	Sr.	33	74	139	53.2
2006	Julie Larsen, Utah	Sr.	34	69	137	50.4

*Record.

Free-Throw Percentage

Season	Player, Team	Cl.	G	FT	FTA	Pct.
1982	Val DePaola, Boston U.	Jr.	27	75	86	87.2
1983	Lisa Goodin, Eastern Ky.	Jr.	27	147	161	91.3
1984	Shelly Brand, Evansville	Jr.	25	92	106	86.8
1985	Linda Page, North Carolina St.	Sr.	30	139	158	88.0
1986	Keely Feeman, Cincinnati	Sr.	30	76	82	92.7
1987	DeAnn Craft, UCF	Sr.	24	94	102	92.2
1988	Tracey Sneed, La Salle	Jr.	30	151	165	91.5
1989	Amy Slowikowski, Kent St.	Jr.	27	112	121	92.6
1990	Lea Ann Parsley, Marshall	Sr.	28	96	104	92.3
1991	Linda Cyborski, Delaware	Jr.	29	74	79	93.7
1992	Ginny Doyle, Richmond	Sr.	29	96	101	95.0
1993	Jennifer Cole, La Salle	Sr.	27	150	165	90.9
1994	Jennifer Howard, North Carolina St.	Fr.	27	118	127	92.9
1995	Christy Smith, Arkansas	Fr.	30	134	149	89.9
1996	Kristin Mattox, Louisville	Sr.	27	116	126	92.1
1997	Sara Puthoff, Bowling Green	Jr.	28	130	145	89.7
1998	Kristi Green, Indiana	Jr.	33	99	109	90.8
1999	Paula Corder-King, Southeast Mo. St.	Jr.	28	111	118	94.1
2000	Paula Corder-King, Southeast Mo. St.	Sr.	27	69	74	93.2
2001	Brooke Lassiter, Louisiana Tech	Jr.	36	111	122	91.0
2002	Sue Bird, Connecticut	Sr.	39	98	104	94.2
2003	Jill Marano, La Salle	So.	29	88	93	94.6
2004	Shanna Wolman, Tennessee	So.	35	88	92	95.7
2005	Kristin Iwanaga, California	Sr.	29	85	91	93.5
2006	Adrienne Squire, Penn St.	So.	29	80	83	*96.4

*Record.

Rebound Average

Season	Player, Team	Ht.	Cl.	G	Reb.	Avg.
1982	Anne Donovan, Old Dominion	6-8	Jr.	28	412	14.7
1983	Deborah Mitchell, Mississippi Col.	6-2	Jr.	28	447	16.0
1984	Joy Kellogg, Oklahoma City	6-1	Jr.	23	373	16.2
1985	Rosina Pearson, Bethune-Cookman	6-0	Jr.	26	480	*18.5
1986	Wanda Ford, Drake	6-0	Sr.	30	506	16.9
1987	Patricia Hoskins, Mississippi Val.	6-3	So.	28	476	17.0
1988	Katie Beck, East Tenn. St.	6-0	Sr.	25	441	17.6
1989	Patricia Hoskins, Mississippi Val.	6-3	Sr.	27	440	16.3
1990	Pam Hudson, Northwestern St.	5-11	Sr.	29	438	15.1
1991	Tarcha Hollis, Grambling	6-4	Sr.	29	443	15.3
1992	Christy Greis, Evansville	6-4	Jr.	28	383	13.7
1993	Ann Barry, Nevada	6-0	Sr.	25	355	14.2
1994	DeShawne Blocker, East Tenn. St.	6-0	Jr.	26	450	17.3
1995	Tera Sheriff, Jackson St.	6-1	Sr.	29	401	13.8
1996	Dana Wynne, Seton Hall	6-2	Jr.	29	372	12.8
1997	Etolia Mitchell, Georgia St.	6-2	Sr.	25	330	13.2
1998	Alisha Hill, Howard	6-0	Sr.	30	397	13.2
1999	Monica Logan, UMB	6-0	Sr.	27	364	13.5
2000	Malveata Johnson, N.C. A&T	6-3	Jr.	27	363	13.4
2001	Andrea Gardner, Howard	6-3	Jr.	31	439	14.2
2002	Mandi Carver, Idaho St.	6-2	Sr.	27	336	12.4
2003	Jennifer Butler, Massachusetts	6-3	Sr.	28	412	14.7
2004	Ashlee Kelly, Quinnipiac	6-0	Sr.	29	392	13.5
2005	Sancho Lytle, Houston	6-4	Sr.	30	362	12.1
2006	Courtney Paris, Oklahoma	6-4	Fr.	36	*539	15.0

*Record.

Assist Average

Season	Player, Team	Cl.	G	Ast.	Avg.
1985	Faith Miminnaugh, Loyola (Ill.)	Sr.	27	316	11.7
1986	Suzie McConnell, Penn St.	So.	32	338	10.6
1987	Suzie McConnell, Penn St.	Jr.	30	*355	*11.8
1988	Neacole Hall, Alabama St.	Jr.	28	318	11.4
1989	Neacole Hall, Alabama St.	Sr.	29	319	11.0
1990	Tine Freil, Pacific	Fr.	29	321	11.1
1991	Michelle Burden, Kent St.	Fr.	29	294	10.1
1992	Mimi Harris, La Salle	Sr.	33	320	9.7
1993	Gaynor O'Donnell, East Caro.	Sr.	28	300	10.7
1994	Andrea Nagy, Florida Int'l	Jr.	29	298	10.3
1995	Andrea Nagy, Florida Int'l	Sr.	32	315	9.8

Season	Player, Team	Cl.	G	Ast.	Avg.
1996	Brenda Pantoja, Arizona	Sr.	30	278	9.3
1997	Tamika Matlock, Michigan St.	Sr.	30	229	7.6
1998	Dalma Ivanyi, Florida Int'l	Jr.	31	294	9.5
1999	Dalma Ivanyi, Florida Int'l	Sr.	30	265	8.8
2000	Helen Darling, Penn St.	Sr.	35	274	7.8
2001	Tasha Pointer, Rutgers	Sr.	31	257	8.3
2002	La'Terrica Dobin, Northwestern St.	So.	29	250	8.6
2003	La'Terrica Dobin, Northwestern St.	Jr.	28	298	10.6
2004	La'Terrica Dobin, Northwestern St.	Sr.	26	249	9.6
2005	Yolanda Paige, West Virginia	Sr.	34	297	8.7
2006	Lyndsey Medders, Iowa St.	Jr.	28	215	7.7

*Record.

Blocked-Shot Average

Season	Player, Team	Cl.	G	Blk.	Avg.
1988	Stefanie Kasperski, Oregon	So.	28	119	4.3
1989	Michelle Wilson, Texas Southern	Sr.	27	151	*5.6
1990	Simone Srubek, Fresno St.	Sr.	31	138	4.5
1991	Suzanne Johnson, Monmouth	Jr.	23	117	5.1
1992	Denise Hogue, Col. of Charleston	Jr.	28	147	5.3
1993	Chris Enger, San Diego	Sr.	28	137	4.9
1994	Rebecca Labo, Connecticut	Jr.	33	131	4.0
1995	Liesl Schultz, Butler	Sr.	27	103	3.8
1996	Kisa Bradley, Oral Roberts	Jr.	27	119	4.4
1997	Amy Dorsett, Richmond	Sr.	27	110	4.1
1998	Samantha Tomlinson, Troy	Sr.	26	107	4.1
1999	Teresa Jenkins, Florida A&M	Sr.	29	127	4.4
2000	Rhonda Smith, Long Beach St.	Sr.	32	111	3.5
2001	Malveata Johnson, N.C. A&T	Sr.	29	95	3.3
2002	Vanessa Hayden, Florida	So.	29	126	4.3
2003	Amie Williams, Jackson St.	Jr.	29	*152	5.2
2004	Brooke McAfee, IUPUI	So.	27	130	4.8
2005	Marita Payne, Auburn	Jr.	28	141	5.0
2006	Brooke McAfee, IUPUI	Sr.	28	137	4.9

*Record.

Steal Average

Season	Player, Team	Cl.	G	Stl.	Avg.
1988	Neacole Hall, Alabama St.	Jr.	28	133	4.8
1989	Donna McGary, Mississippi Val.	So.	29	158	5.4
1990	Shelly Boston, Florida A&M	So.	29	160	5.5
1991	Shelly Boston, Florida A&M	Jr.	28	142	5.1
1992	Natalie White, Florida A&M	Fr.	28	143	5.1
1993	Heidi Caruso, Lafayette	Jr.	28	168	6.0
1994	Natalie White, Florida A&M	Jr.	28	172	6.1
1995	Natalie White, Florida A&M	Sr.	30	*191	*6.4
1996	LeKeysha Johnson, Southern U.	So.	22	118	5.4
1997	Kasia McClendon, Southern Ill.	Sr.	28	131	4.7
1998	Ticha Penicheiro, Old Dominion	Sr.	32	161	5.0
1999	Denee Rivera, Hofstra	Jr.	27	119	4.4
2000	Shakira Smith, Morgan St.	Jr.	29	126	4.3
2001	Rhelle Lucket, Va. Commonwealth	Jr.	28	119	4.3
2002	Shrieka Evans, Grambling	Jr.	28	137	4.9
2003	Teresa McNair, Eastern Ky.	Sr.	29	131	4.5
2004	Toccara Williams, Texas A&M	Sr.	27	111	4.1
2005	Kristen Boone, UNC Greensboro	Fr.	28	121	4.3
2006	Sherill Baker, Georgia	Sr.	32	149	4.7

*Record.

All-Time Team Leaders

Single-Game Records

SCORING HIGHS

Pts.	Team vs. Opponent	Date
149	Long Beach St. vs. San Jose St.	Feb. 16, 1987
139	Grambling vs. Jarvis Christian	Feb. 12, 1986
138	UNC Wilmington vs. Davidson	Dec. 6, 1983
137	North Carolina St. vs. Western Caro.	Dec. 8, 1990
136	Grambling vs. Texas Southern	Feb. 10, 1997
136	Tennessee vs. P.R.-Mayaguez	Nov. 29, 2002
135	Grambling vs. Texas College	Dec. 11, 1993
135	Texas vs. Centenary (La.)	Dec. 16, 2000
133	Tennessee vs. Tenn.-Martin	Nov. 19, 1999

Pts.	Team vs. Opponent	Date
132	Kent St. vs. Stetson	Nov. 30, 1990
132	Western Mich. vs. Valparaiso	Dec. 6, 1993
131	West Virginia vs. Indiana (Pa.)	Dec. 7, 1983
130	Loyola Marymount vs. Master's	Nov. 23, 1990
130	Louisiana Tech vs. Cleveland St.	Dec. 28, 1998
129	Purdue vs. Kent St.	Dec. 8, 1990
129	Grambling vs. LeMoyne-Owen	Dec. 6, 1994

SCORING HIGHS IN A HALF

Pts.	Team vs. Opponent	Date
80	Long Beach St. vs. San Jose St.	Feb. 16, 1987
76	Northern Ill. vs. Valparaiso	Feb. 20, 1990
75	Memphis vs. South Fla.	Jan. 7, 1996
74	La.-Lafayette vs. Southern-N.O.	Dec. 7, 1982
74	Northwestern St. vs. Hawaii Pacific	March 1, 1986
73	North Carolina St. vs. Western Caro.	Dec. 8, 1990
73	Richmond vs. Delaware St.	Nov. 30, 1996
72	Maryland vs. Drexel	Dec. 1, 1992
72	Kent St. vs. UNC Greensboro	Dec. 29, 1993
71	Kent St. vs. Stetson	Nov. 30, 1990
71	Kansas vs. Morgan St.	Dec. 8, 1993
71	Kansas vs. UNI	Dec. 6, 1994
71	Western Ky. vs. Lamar	Jan. 11, 1997
71	Eastern Ill. vs. Indiana-Northwest	Nov. 21, 2003
70	Georgia Tech vs. Presbyterian	Dec. 2, 1985
70	Georgetown vs. Providence	Jan. 5, 1992

FIELD-GOAL PERCENTAGE (minimum 24 made)

Pct.	Team (FG-FGA) vs. Opponent	Date
75.0	Ohio (33-44) vs. Tenn.-Martin	Dec. 18, 2001
74.5	Northwestern (35-47) vs. Wake Forest	Dec. 4, 1993
73.9	Maryland (34-46) vs. Florida St.	Jan. 28, 1994
73.7	Florida Int'l (42-57) vs. Canisius	Jan. 2, 1992
73.6	Missouri St. (39-53) vs. Drake	Feb. 16, 1991
72.6	Connecticut (45-62) vs. St. John's (N.Y.)	Feb. 23, 2001
72.5	Valparaiso (29-40) vs. Western Ill.	Feb. 15, 1997
72.5	Vanderbilt (29-40) vs. Arkansas	Jan. 23, 2003
72.4	Boston College (42-58) vs. Niagara	Dec. 21, 2005
72.0	Ohio St. (36-50) vs. Wright St.	Dec. 18, 2003
71.9	UNC Greensboro (41-57) vs. UNC Asheville	Feb. 11, 1994
71.7	St. Joseph's (33-46) vs. Massachusetts	Feb. 8, 1986
71.7	West Virginia (43-60) vs. Robert Morris	Dec. 7, 2002
71.6	Rhode Island (48-67) vs. St. Bonaventure	March 10, 1994
71.4	Lamar (35-49) vs. SMU	Dec. 2, 1989
71.4	Vanderbilt (35-49) vs. Western Ky.	Nov. 21, 2001

THREE-POINT FIELD GOALS (since 1988)

3FG	Team vs. Opponent	Date
21	New Mexico St. vs. La.-Lafayette	Feb. 23, 2002
20	Brigham Young vs. Ark.-Pine Bluff	Dec. 14, 2001
19	Tennessee Tech vs. Tenn.-Martin	March 2, 2001
19	Missouri St. vs. Indiana St.	Jan. 16, 2005
18	Middle Tenn. vs. Chattanooga	Feb. 5, 1995
18	Villanova vs. Penn.	Dec. 20, 1997
18	Iowa St. vs. Missouri	Feb. 19, 2000
18	Villanova vs. West Virginia	Jan. 3, 2001
18	Santa Clara vs. Portland	Jan. 8, 2006
18	Drexel vs. Northeastern	Feb. 17, 2006
17	South Carolina vs. Western Caro.	Jan. 13, 1994
17	Richmond vs. Massachusetts	Dec. 28, 1998
17	Mississippi vs. Bowling Green	Nov. 26, 1999
17	Western Mich. vs. Bowling Green	March 2, 2000
17	Richmond vs. American	Jan. 28, 2000
17	Cleveland St. vs. Loyola (Ill.)	Feb. 19, 2000
17	Iowa St. vs. Liberty	Dec. 9, 2000
17	Iowa St. vs. UNI	Dec. 20, 2000
17	Villanova vs. West Virginia	Jan. 26, 2002
17	Iowa St. vs. High Point	Dec. 13, 2002
17	Albany (N.Y.) vs. Lafayette	Jan. 2, 2003
17	Idaho St. vs. Lewis & Clark	Nov. 22, 2003
17	TCU vs. East Caro.	Feb. 13, 2004
17	Murray St. vs. Eastern Ill.	Feb. 28, 2004
17	Valparaiso vs. Central Mich.	Dec. 8, 2004
17	Tennessee Tech vs. Eastern Ill.	Jan. 6, 2005
17	San Diego St. vs. Utah Valley St.	Feb. 10, 2005
17	Missouri St. vs. Iowa	March 28, 2005

FREE-THROW PERCENTAGE (minimum 26 made)

Pct.	Team (FT-FTA) vs. Opponent	Date
100.0	Kansas (31-31) vs. Nebraska	Feb. 11, 1996
100.0	IUPUI (29-29) vs. Southern Utah	Jan. 20, 2001
100.0	Chattanooga (26-26) vs. UAB	Nov. 24, 1990
97.0	Wisconsin (32-33) vs. Michigan	Feb. 8, 1991
96.8	Northwestern St. (30-31) vs. Prairie View	Jan. 28, 1991

Pct.	Team (FT-FTA) vs. Opponent	Date
96.8	Gonzaga (30-31) vs. Idaho	Nov. 28, 1993
96.7	Tennessee St. (29-30) vs. Austin Peay	Feb. 27, 1993
96.7	Fairleigh Dickinson (29-30) vs. Monmouth	Jan. 25, 1997
96.6	Niagara (28-29) vs. Princeton	Dec. 4, 1992
96.6	Radford (28-29) vs. Mississippi Val.	Dec. 6, 2003
96.6	Dartmouth (28-29) vs. Princeton	Feb. 4, 2005
96.4	Wofford (27-28) vs. Colgate	Dec. 19, 1995
96.4	UAB (27-28) vs. Houston	Jan. 18, 1998
96.4	Southeastern La. (27-28) vs. Northwestern St.	Jan. 29, 1998
96.4	Delaware (27-28) vs. Hofstra	Jan. 23, 2005

REBOUNDS

Reb.	Team vs. Opponent	Date
92	Pittsburgh vs. George Washington	Jan. 6, 1982
86	Grambling vs. Texas College	Nov. 14, 1998
85	Loyola Marymount vs. Master's	Nov. 23, 1990
84	Creighton vs. Oral Roberts	Dec. 6, 1989
84	Tennessee St. vs. Knoxville	Jan. 26, 1990
83	Bethune-Cookman vs. Fla. Memorial	Dec. 3, 1991
80	South Carolina St. vs. Charleston So.	Dec. 4, 1989
80	St. Francis (N.Y.) vs. Long Island	Feb. 3, 1990
80	Southern Miss. vs. Mississippi Val.	Feb. 2, 1995
79	Auburn vs. Eastern Ky.	Nov. 25, 1989
79	Texas Southern vs. Texas College	Dec. 10, 1992
79	Loyola Marymount vs. Cal Lutheran	Nov. 30, 1995
78	Tennessee St. vs. East Tenn. St.	Dec. 18, 1989
78	Southern U. vs. Texas College	Dec. 5, 1992
78	Western Ky. vs. American-P.R.	Dec. 20, 1993

ASSISTS

Ast.	Team vs. Opponent	Date
43	Northwestern St. vs. Arkansas Baptist	Jan. 10, 1987
43	Nebraska vs. Howard	Dec. 11, 1992
42	Eastern Ill. vs. Indiana-Northwest	Nov. 21, 2003
40	Texas Tech vs. Rice	Feb. 18, 1984
40	Tennessee Tech vs. Furman	Dec. 3, 1990
39	DePaul vs. Cleveland St.	Feb. 17, 1992
38	Portland vs. Warner Pacific	Nov. 30, 1990
38	Notre Dame vs. Marquette	Dec. 21, 1990
38	Portland St. vs. Southern Utah	Feb. 8, 1991
38	LSU vs. UNC Asheville	Nov. 23, 1999
37	Marquette vs. Detroit	March 1, 1990
37	Louisiana Tech vs. La.-Lafayette	March 9, 1990
37	Stanford vs. Arkansas	March 24, 1990
37	Arizona St. vs. Marquette	Dec. 5, 1992
37	Vanderbilt vs. Oral Roberts	Jan. 14, 1993
37	Florida Int'l vs. Lynn	Dec. 11, 1993
37	Creighton vs. Wichita St.	Jan. 21, 1994
37	Vanderbilt vs. Mississippi St.	Jan. 29, 1995
37	Virginia vs. Cleveland St.	Nov. 29, 1995
37	Western Ky. vs. Lamar	Jan. 11, 1997

BLOCKED SHOTS

Blk.	Team vs. Opponent	Date
19	New Orleans vs. Western Ky.	Feb. 13, 1999
19	TCU vs. UAB	Jan. 16, 2005
18	Alabama vs. LSU	Jan. 22, 1983
18	Vanderbilt vs. Tennessee St.	Dec. 10, 1991
18	Rutgers vs. Oklahoma St.	Dec. 28, 1991
18	Loyola Marymount vs. Western Ill.	Dec. 20, 1992
17	Connecticut vs. Seton Hall	Jan. 13, 1995
16	Mt. St. Mary's vs. Niagara	Nov. 25, 1989
16	UNC Wilmington vs. Coastal Caro.	Jan. 29, 1990
16	Monmouth vs. Delaware	Dec. 13, 1990
16	Old Dominion vs. Hampton	Nov. 19, 1999
16	Michigan vs. New Mexico St.	Dec. 3, 1999
16	IUPUI vs. Oral Roberts	Jan. 24, 2004
15	Monmouth vs. Rider	Nov. 28, 1989
15	San Diego vs. San Diego St.	Dec. 6, 1989
15	Fresno St. vs. UNLV	Feb. 24, 1990
15	Vanderbilt vs. Middle Tenn.	Feb. 6, 1991
15	Virginia vs. Georgia Tech	Jan. 20, 1996
15	Weber St. vs. Brigham Young	Dec. 16, 1997
15	Florida A&M vs. Coppin St.	Jan. 11, 1999

STEALS

Stl.	Team vs. Opponent	Date
38	Grambling vs. Texas College	Dec. 10, 1987
37	Stephen F. Austin vs. Tex.-Pan American	Dec. 17, 1990
37	Northern Ill. vs. Wright St.	Feb. 15, 1992
36	Grambling vs. Texas College	Dec. 1, 1997
35	Sam Houston St. vs. Prairie View	Nov. 29, 1993
34	Southeastern La. vs. Southern U.	Dec. 17, 1989
34	Florida A&M vs. Stetson	Jan. 24, 1991
34	Delaware St. vs. Lincoln (Pa.)	Jan. 23, 1992

Stl.	Team vs. Opponent	Date
34	Tennessee St. vs. Jacksonville St.	Feb. 15, 1995
34	Georgia vs. Ga. Southern	Nov. 28, 1995
33	Delaware St. vs. Lincoln (Pa.)	Nov. 29, 1989
33	Long Beach St. vs. UC Santa Barb.	Jan. 20, 1990
33	Valparaiso vs. St. Louis	Jan. 3, 1991
33	Missouri St. vs. Idaho	Dec. 13, 1991
32	Creighton vs. Oral Roberts	Dec. 6, 1989
32	Buffalo vs. Delaware St.	Jan. 25, 1992
32	Southern U. vs. Mississippi	Feb. 10, 1993



Photo by UConn Sports Information

Connecticut head coach Geno Auriemma helped his team to a 39-0 finish in 2002.

Season Records

WON-LOST PERCENTAGE

Team	Season	Won	Lost	Pct.
Connecticut	2002	39	0	1.000
Tennessee	1998	39	0	1.000
Connecticut	1995	35	0	1.000
Texas	1986	34	0	1.000
Connecticut	2003	37	1	.974
Connecticut	2000	36	1	.973
Louisiana Tech	1982	35	1	.972
Purdue	1999	34	1	.971
Connecticut	1997	33	1	.970
Louisiana Tech	1990	32	1	.970
Stanford	1990	32	1	.970
Vermont	1992	29	1	.967
Liberty	1998	28	1	.966
Vermont	1993	28	1	.966
Oral Roberts	1983	26	1	.963
Duke	2003	35	2	.946
Tennessee	1989	35	2	.946
Notre Dame	2001	34	2	.944
Old Dominion	1997	34	2	.944
Stanford	1997	34	2	.944

SCORING OFFENSE

Team	Season	G	Pts.	Avg.
Providence	†1991	32	3,095	96.7
Long Beach St.	†1987	36	3,448	95.8
Grambling	†1994	30	2,842	94.7
Northern Ill.	†1990	31	2,930	94.5
Kent St.	1991	29	2,715	93.6
Stanford	1990	33	3,063	92.8
Grambling	†1995	28	2,582	92.2
Valparaiso	1991	30	2,743	91.4
Valparaiso	†1993	27	2,467	91.4
Connecticut	†1999	34	3,100	91.2
North Carolina St.	1991	33	3,001	90.9
Long Beach St.	†1986	34	3,086	90.8
Southern Miss.	†1984	28	2,527	90.3
Brigham Young	†1985	28	2,516	89.9
Connecticut	1995	35	3,132	89.5
Texas	1984	35	3,128	89.4
Long Beach St.	†1989	35	3,127	89.3
Penn St.	1985	33	2,946	89.3
Georgia	1986	32	2,855	89.2
Gonzaga	1985	32	2,854	89.2

†National leader.

SCORING DEFENSE

Team	Season	G	Pts.	Avg.
Delaware St.	†2005	28	1,389	49.6
Utah	†2003	31	1,582	51.0
Utah	†2001	32	1,635	51.1
New Mexico	†2004	31	1,584	51.1
Rutgers	2005	35	1,794	51.3
Connecticut	2005	33	1,696	51.4
Marist	2005	29	1,494	51.5
Connecticut	†2002	39	2,012	51.6
Texas-Arlington	†2006	29	1,495	51.6
UMKC	†1991	28	1,450	51.8
Cheyney	†1983	30	1,558	51.9
Rutgers	2006	32	1,661	51.9
Western Ill.	2006	30	1,560	52.0
San Diego St.	†1997	30	1,559	52.0
Utah	†2000	31	1,618	52.2
Northeastern	†1985	29	1,519	52.4
Old Dominion	1997	36	1,887	52.4
LSU	2005	36	1,886	52.4
UMKC	†1990	28	1,471	52.5
Villanova	2005	31	1,635	52.7

†National leader.

SCORING MARGIN

Team	Season	Own	Opp.	Mar.
Connecticut	†2002	87.0	51.6	35.4
Connecticut	†1995	89.5	56.3	33.2
Louisiana Tech	†1982	87.3	54.3	33.0
Louisiana Tech	†1996	86.4	53.5	32.9
Louisiana Tech	†1990	86.5	53.5	32.9
Old Dominion	†1997	84.4	52.4	31.9
Connecticut	†2001	86.7	54.9	31.8
Long Beach St.	†1987	95.8	64.4	31.4
Connecticut	†2000	86.1	55.5	30.6
Tennessee	†1998	88.8	58.7	30.1
Connecticut	†1999	91.2	61.5	29.7
Auburn	1987	87.1	57.9	29.6
Cheyney	†1983	81.0	51.9	29.0
Louisiana Tech	1999	87.5	59.2	28.4
Penn St.	†1991	87.9	59.7	28.2
Louisiana Tech	1995	82.4	54.4	28.1
Louisiana Tech	†1988	83.6	55.7	27.9
Louisiana Tech	2000	87.1	59.2	27.8
Louisiana Tech	1998	86.2	58.5	27.8
Duke	†2006	86.0	58.2	27.7

†National leader.

FIELD-GOAL PERCENTAGE

Team	Season	FG	FGA	Pct.
Drake	†1984	945	1,691	55.9
Texas	†1986	1,162	2,118	54.9
Vanderbilt	†2001	984	1,806	54.5
Georgia	1986	1,193	2,195	54.4
Florida Int'l	†1994	948	1,751	54.1
Texas	†1987	1,156	2,142	54.0
Connecticut	†2000	1,198	2,223	53.9
Idaho	1986	1,019	1,893	53.8
Idaho	†1985	1,034	1,931	53.5
Maryland	†1989	1,139	2,129	53.5
Texas	1985	1,110	2,082	53.3
Notre Dame	†1988	836	1,572	53.2
Georgia	1985	1,173	2,209	53.1
Ohio St.	1987	960	1,813	53.0

†National leader.

FIELD-GOAL PERCENTAGE DEFENSE

Team	Season	FG	FGA	Pct.
Connecticut	†1995	762	2,418	31.5
Montana	†1993	540	1,706	31.7
Connecticut	†2002	739	2,303	32.1
South Carolina St.	†1991	682	2,117	32.2
Jackson St.	†2003	552	1,716	32.2
Liberty	†2005	633	1,931	32.8
Connecticut	2003	722	2,191	33.0
Louisiana Tech	2002	574	1,741	33.0
South Carolina St.	†1986	602	1,822	33.0
Montana	†1996	552	1,659	33.3
New Mexico	†2004	569	1,710	33.3
South Carolina St.	†1987	681	2,043	33.3
Louisiana Tech	†1990	628	1,883	33.4
Duke	2005	721	2,156	33.4
South Carolina St.	†1992	669	1,997	33.5
Connecticut	2005	605	1,805	33.5
Alabama St.	2002	546	1,624	33.6

Team	Season	FG	FGA	Pct.
Notre Dame	†2001	748	2,228	33.6
Louisiana Tech	1996	636	1,895	33.6
Connecticut	†1994	731	2,169	33.7
Wagner	1993	566	1,678	33.7
Jackson St.	1992	556	1,652	33.7

†National leader.

THREE-POINT FIELD GOALS PER GAME (since 1988)

Team	Season	G	3FG	Avg.
Bowling Green	†2000	28	259	9.3
South Carolina	†1994	27	248	9.2
Missouri St.	†2005	33	305	9.2
Iowa St.	†2001	33	300	9.1
Iowa St.	2000	33	300	9.1
Villanova	†2003	34	304	8.9
Tennessee Tech	2001	30	267	8.9
Santa Clara	2005	31	272	8.8
Missouri St.	†2004	32	277	8.7
Iowa St.	2005	30	261	8.7
New Mexico St.	2003	28	241	8.6
Wake Forest	2005	32	275	8.6
Villanova	†2002	31	263	8.5
Santa Clara	†2006	31	263	8.5
Cleveland St.	†1996	27	229	8.5
Belmont	2005	28	237	8.5
New Mexico St.	2002	29	244	8.4
Kent St.	1994	28	234	8.4
Richmond	2000	28	232	8.3
Alabama	†1992	30	248	8.3
Middle Tenn.	†1995	28	231	8.3

†National leader.

THREE-POINT FIELD-GOAL PERCENTAGE (since 1988)

Team	Season	G	3FG	3FGA	Pct.
Fordham	†1990	29	61	129	47.3
Loyola (Ill.)	†1988	27	96	204	47.1
Notre Dame	†2001	36	173	373	46.4
Connecticut	†1989	30	137	296	46.3
Richmond	1989	33	66	144	45.8
Texas Tech	1989	28	75	164	45.7
Princeton	1988	26	81	178	45.5
Creighton	†1992	32	169	374	45.2
Harvard	1990	26	119	265	44.9
Tennessee Tech	2001	30	267	599	44.6
Missouri St.	†2005	33	305	685	44.5
Lamar	†1991	33	128	288	44.4
Richmond	1992	29	157	355	44.2
Charleston So.	1988	27	88	199	44.2
Holy Cross	1989	31	102	231	44.2
Stanford	1989	31	135	306	44.1
South Carolina	1990	33	86	195	44.1
New Hampshire	1988	27	67	152	44.1
New Mexico St.	1988	29	63	143	44.1

†National leader.

FREE-THROW PERCENTAGE

Team	Season	FT	FTA	Pct.
St. Joseph's	†2001	406	498	81.5
Stanford	†2004	476	589	80.8
La Salle	†1988	479	600	79.8
Vermont	†2003	376	471	79.8
Richmond	†1992	383	482	79.5
Missouri St.	†2006	440	555	79.3
Dartmouth	2004	424	536	79.1
Toledo	†1997	659	834	79.0
Western Mich.	2003	560	709	79.0
Missouri St.	†2005	430	544	79.0
Kentucky	†1984	323	416	78.8
George Washington	1988	443	562	78.8
Drake	2001	463	588	78.7
Drake	1984	443	563	78.7
Dartmouth	2003	383	487	78.6
UNI	2006	394	501	78.6
Idaho St.	2005	413	526	78.5
UC Riverside	2004	366	467	78.4
Kent St.	2003	495	632	78.3
Indiana St.	†1989	484	618	78.3
Michigan St.	2003	390	498	78.3

†National leader.

REBOUND MARGIN

Team	Season	Own	Opp.	Mar.
Louisiana Tech	†1990	52.9	34.7	18.3
Louisiana Tech	†1996	51.8	33.5	18.2
Stephen F. Austin	1996	50.5	33.0	17.5
Old Dominion	†1983	49.1	31.9	17.3
Bethune-Cookman	†1985	55.3	39.1	16.2
Louisiana Tech	†1989	47.8	31.6	16.2
Louisiana Tech	†1988	48.1	32.5	15.6
Connecticut	†2002	45.5	30.0	15.5
Auburn	1988	47.2	31.7	15.5
Louisiana Tech	†1982	46.3	30.8	15.4
Louisiana Tech	†1995	46.5	32.5	14.0
UNLV	1989	47.9	34.0	13.9
Connecticut	1995	50.7	36.9	13.9
Liberty	2005	44.6	30.8	13.8
Old Dominion	1985	46.4	32.7	13.7
South Carolina St.	†1991	55.1	41.4	13.7
South Carolina St.	†1986	54.1	40.5	13.7
Western Ky.	1995	48.5	34.9	13.6
Western Ky.	†1994	48.2	34.6	13.6
Louisiana Tech	†1987	48.0	34.4	13.6

†National leader.

ASSISTS PER GAME (since 1986)

Team	Season	G	Ast.	Avg.
Villanova	†1987	31	766	24.7
Bowling Green	†1992	29	672	23.2
Stanford	†1990	33	758	23.0
Long Beach St.	†1986	34	780	22.9
Marquette	1987	27	613	22.7
Idaho	1986	31	703	22.7
Eastern Wash.	†1991	27	611	22.6
Connecticut	†1995	35	786	22.5
Florida Int'l	†1994	29	648	22.3
Portland St.	1990	27	602	22.3
Morehead St.	†1999	26	577	22.2
Brigham Young	1987	28	609	21.8
Connecticut	†2002	39	846	21.7
Connecticut	†2001	35	759	21.7
Arkansas	1991	32	646	21.7
Bowling Green	†1993	30	646	21.5
Troy	†1997	30	640	21.3
Xavier	2001	34	722	21.2
Maryland	†1989	32	679	21.2
Georgia	1986	32	678	21.2
Stanford	1989	31	656	21.2

†National leader.

BLOCKED SHOTS PER GAME (since 1988)

Team	Season	G	Blk.	Avg.
Jackson St.	†2003	29	242	8.3
Charlotte	†1996	28	219	7.8
Northern Ill.	†1989	30	231	7.7
Duke	†2006	35	267	7.6
Duke	†2005	36	267	7.4
George Washington	†1992	32	235	7.3
Texas Tech	2005	32	232	6.3
Connecticut	†1995	35	250	7.1
Auburn	2006	29	207	7.1
Connecticut	†1994	33	232	7.0
Rice	†2004	32	224	7.0
Fresno St.	†1988	28	194	6.9
Northwestern St.	2005	29	200	6.9
Duke	2004	34	231	6.8
Northwestern St.	2004	31	207	6.7
South Carolina	2006	29	193	6.7
TCU	2003	34	224	6.6
Tulane	†1999	30	197	6.6
UNLV	1989	34	223	6.6
Col. of Charleston	1992	28	183	6.5
Texas Tech	2003	35	227	6.5
TCU	†2002	31	201	6.5
TCU	2005	33	216	6.5
Auburn	2005	29	188	6.5
UNI	2005	31	200	6.5

†National leader.

STEALS PER GAME (since 1988)

Team	Season	G	Stl.	Avg.
Grambling	†1997	30	580	19.3
Grambling	†1995	28	533	19.0

Team	Season	G	Stl.	Avg.
Kent St.	†1993	29	536	18.5
St. Peter's	†2001	28	513	18.3
Grambling	†1996	28	505	18.0
Florida A&M	†1994	28	476	17.0
Buffalo	†1992	29	490	16.9
Grambling	1994	30	506	16.9
Grambling	†1999	30	505	16.8
Florida A&M	1993	27	453	16.8
Old Dominion	1996	32	532	16.6
Kent St.	1994	28	452	16.1
Wright St.	†1988	28	450	16.1
Florida A&M	†1989	28	450	16.1
Hampton	†1998	29	460	15.9
Old Dominion	1997	36	570	15.8
Kent St.	1998	30	474	15.8
Grambling	†2000	30	473	15.8
DePaul	1988	31	487	15.7
Alcorn St.	1994	27	424	15.7
Old Dominion	1999	32	502	15.7

†National leader.

Annual Team Champions

Won-Lost Percentage

Season	Team	Won	Lost	Pct.
1982	Louisiana Tech	35	1	.972
1983	Oral Roberts	26	1	.963
1984	Texas	32	3	.914
1985	La.-Monroe	30	2	.938
1986	Texas	34	0	1.000
1987	Auburn	31	2	.939
	Texas	31	2	.939
1988	Louisiana Tech	32	2	.941
1989	Tennessee	35	2	.946
1990	Louisiana Tech	32	1	.970
	Stanford	32	1	.970
1991	Penn St.	29	2	.935
1992	Vermont	29	1	.967
1993	Vermont	28	1	.966
1994	North Carolina	33	2	.943
1995	Connecticut	35	0	1.000
1996	Louisiana Tech	31	2	.939
1997	Connecticut	33	1	.970
1998	Tennessee	39	0	1.000
1999	Purdue	34	1	.971
2000	Connecticut	36	1	.973
2001	Notre Dame	34	2	.944
2002	Connecticut	39	0	1.000
2003	Connecticut	37	1	.974
2004	Chattanooga	29	3	.906
	Louisiana Tech	29	3	.906
2005	Baylor	33	3	.917
	LSU	33	3	.917
2006	North Carolina	33	2	.943

Most Improved Teams

Season	Team	W-L Record	Prev. Yr. W-L	Games Up
1982	UMKC	19-4	5-16	13
1983	La.-Lafayette	18-10	5-23	13
1984	Austin Peay	15-11	2-24	13
	Oklahoma St.	18-11	4-23	13
	San Diego St.	24-6	10-18	13
1985	La Salle	22-8	11-18	10 1/2
1986	Ohio	26-3	11-16	14
1987	Evansville	19-9	6-22	13
1988	Lamar	14-14	2-24	11
	Stanford	27-5	14-14	11
1989	North Carolina St.	24-7	10-17	12
1990	Lehigh	21-8	7-21	13 1/2
1991	Santa Clara	28-3	9-17	16 1/2

Season	Team	W-L Record	Prev. Yr. W-L	Games Up
1992	Brigham Young	21-8	8-21	13
1993	Western Mich.	14-13	2-25	12
1994	UAB	23-6	9-18	13
1995	Va. Commonwealth	20-10	3-24	15 1/2
1996	Hawaii	23-6	6-20	15 1/2
1997	Liberty	22-8	5-22	15 1/2
1998	Central Conn. St.	17-10	2-23	14
1999	UNLV	17-11	4-23	12 1/2
2000	Chattanooga	26-5	10-17	14
2001	Siena	24-6	10-18	13
	Washington	22-10	8-22	13
2002	Valparaiso	26-7	7-22	*17
2003	Rutgers	21-8	9-20	12
2004	UNC Asheville	19-9	3-25	16
2005	Robert Morris	20-10	3-24	15.5
2006	St. Joseph's	20-11	7-23	12.5

*Record.

Scoring Offense

Season	Team	G	W-L	Pts.	Avg.
1982	Bradley	27	19-8	2,372	87.9
1983	Brigham Young	24	16-8	2,123	88.5
1984	Southern Miss.	28	18-10	2,527	90.3
1985	Brigham Young	28	19-9	2,516	89.9
1986	Long Beach St.	34	29-5	3,086	90.8
1987	Long Beach St.	36	33-3	3,448	95.8
1988	Tennessee	34	31-3	3,021	88.9
1989	Long Beach St.	35	30-5	3,127	89.3
1990	Northern Ill.	31	25-6	2,930	94.5
1991	Providence	32	26-6	3,095	*96.7
1992	Bowling Green	29	24-5	2,581	89.0
1993	Valparaiso	27	15-12	2,467	91.4
1994	Grambling	30	23-7	2,842	94.7
1995	Grambling	28	21-7	2,582	92.2
1996	Louisiana Tech	33	31-2	2,852	86.4
1997	Old Dominion	36	34-2	3,037	84.4
1998	Tennessee	39	39-0	3,464	88.8
1999	Connecticut	34	29-5	3,100	91.2
2000	Grambling	30	25-5	2,666	88.9
2001	Eastern Ky.	28	22-6	2,474	88.4
2002	Connecticut	39	39-0	3,394	87.0
2003	Indiana St.	31	22-9	2,480	80.0
2004	DePaul	30	23-7	2,531	84.4
2005	DePaul	31	26-5	2,563	82.7
2006	Duke	35	31-5	3,009	86.0

*Record.

Scoring Defense

Season	Team	G	W-L	Pts.	Avg.
1982	Montana	27	22-5	1,444	53.5
1983	Cheyney	30	27-3	1,558	51.9
1984	Montana	30	26-4	1,648	54.9
1985	Northeastern	29	22-7	1,519	52.4
1986	Montana	31	27-4	1,667	53.8
1987	Louisiana Tech	33	30-3	1,822	55.2
1988	Montana	30	28-2	1,610	53.7
1989	Louisiana Tech	36	32-4	1,980	55.0
1990	UMKC	28	17-11	1,471	52.5
1991	UMKC	28	18-10	1,450	51.8
1992	UMKC	31	24-7	1,688	54.5
1993	Iowa	31	27-4	1,683	54.3
1994	St. Joseph's	28	19-9	1,508	53.9
1995	Montana	33	26-7	1,787	54.2
1996	Louisiana Tech	33	31-2	1,766	53.5
1997	San Diego St.	30	23-7	1,559	52.0
1998	Princeton	26	16-10	1,415	54.4
1999	Utah	28	21-7	1,543	55.1
2000	Utah	31	23-8	1,618	52.2
2001	Utah	32	28-4	1,635	51.1
2002	Connecticut	39	39-0	2,012	51.6
2003	Utah	31	24-7	1,582	51.0
2004	New Mexico	31	23-8	1,584	51.1
2005	Delaware St.	28	16-12	1,389	*49.6
2006	Texas-Arlington	29	20-9	1,495	51.6

*Record.

Scoring Margin

Season	Team	Off.	Def.	Mar.
1982	Louisiana Tech	87.3	54.3	33.0
1983	Cheyney	81.0	51.9	29.0
1984	Louisiana Tech	84.8	59.2	25.6
1985	Penn St.	89.3	63.1	26.2
1986	Texas	83.9	57.2	26.6
1987	Long Beach St.	95.8	64.4	31.4
1988	Louisiana Tech	83.6	55.7	27.9
1989	Louisiana Tech	82.6	55.0	27.6
1990	Louisiana Tech	86.5	53.5	32.9
1991	Penn St.	87.9	59.7	28.2
1992	Virginia	82.0	59.4	22.6
1993	Texas Tech	86.0	63.0	23.0
1994	Florida Int'l	82.6	58.4	24.2
1995	Connecticut	89.5	56.3	33.2
1996	Louisiana Tech	86.4	53.5	32.9
1997	Old Dominion	84.4	52.4	31.9
1998	Tennessee	88.8	58.7	30.1
1999	Connecticut	91.2	61.5	29.7
2000	Connecticut	86.1	55.5	30.6
2001	Connecticut	86.7	54.9	31.8
2002	Connecticut	87.0	51.6	*35.4
2003	Duke	79.0	54.0	25.0
2004	Duke	81.9	57.4	24.5
2005	Stanford	77.8	56.0	21.9
2006	Duke	386.0	58.2	27.7

*Record.

Field-Goal Percentage

Season	Team	FG	FGA	Pct.
1982	New Orleans	979	1,871	52.3
1983	Maryland	1,049	1,982	52.9
1984	Drake	945	1,691	*55.9
1985	Idaho	1,034	1,931	53.5
1986	Texas	1,162	2,118	54.9
1987	Texas	1,156	2,142	54.0
1988	Notre Dame	836	1,572	53.2
1989	Maryland	1,139	2,129	53.5
1990	Stephen F. Austin	1,070	2,077	51.5
1991	Arkansas	1,061	2,028	52.3
1992	Creighton	974	1,871	52.1
1993	Texas Tech	1,093	2,120	51.6
1994	Florida Int'l	948	1,751	54.1
1995	Connecticut	1,184	2,334	50.7
1996	Connecticut	1,188	2,354	50.5
1997	Connecticut	1,086	2,133	50.9
1998	Stanford	800	1,536	52.1
1999	Connecticut	1,139	2,215	51.4
2000	Connecticut	1,198	2,223	53.9
2001	Vanderbilt	984	1,806	54.5
2002	Vanderbilt	988	1,897	52.1
2003	Vanderbilt	867	1,691	51.3
2004	Ohio St.	800	1,571	50.9
2005	Ohio St.	966	1,901	50.8
2006	Duke	1,125	2,259	49.8

*Record.

Field-Goal Percentage Defense

Season	Team	FG	FGA	Pct.
1982	Old Dominion	648	1,864	34.8
1983	Cheyney	639	1,792	35.7
1984	Wagner	694	1,865	37.2
1985	South Carolina St.	613	1,674	36.6
1986	South Carolina St.	602	1,822	33.0
1987	South Carolina St.	681	2,043	33.3
1988	Dartmouth	500	1,480	33.8
1989	Auburn	722	2,086	34.6
1990	Louisiana Tech	628	1,883	33.4
1991	South Carolina St.	682	2,117	32.2
1992	South Carolina St.	669	1,997	33.5
1993	Montana	540	1,706	31.7
1994	Connecticut	731	2,169	33.7
1995	Connecticut	762	2,418	*31.5
1996	Montana	552	1,659	33.3
1997	Virginia	609	1,781	34.2
1998	Santa Clara	644	1,841	35.0
1999	Charleston So.	613	1,757	34.9
2000	Connecticut	738	2,176	33.9

Season	Team	FG	FGA	Pct.
2001	Notre Dame	748	2,228	33.6
2002	Connecticut	739	2,303	32.1
2003	Jackson St.	552	1,716	32.2
2004	New Mexico	569	1,710	33.3
2005	Liberty	633	1,931	32.8
2006	Coppin St.	571	1,659	34.4

*Record.

Three-Point Field Goals Per Game

Season	Team	G	3FG	Avg.
1988	La.-Lafayette	29	188	6.5
1989	Chattanooga	31	151	4.9
1990	Creighton	27	209	7.7
1991	Evansville	29	211	7.3
1992	Alabama	30	248	8.3
1993	Alabama	31	237	7.6
1994	South Carolina	27	248	9.2
1995	Middle Tenn.	28	231	8.3
1996	Cleveland St.	27	229	8.5
1997	Northwestern	28	202	7.2
1998	Iowa St.	33	266	8.1
1999	Colorado St.	36	289	8.0
2000	Bowling Green	28	259	*9.3
2001	Iowa St.	33	300	9.1
2002	Villanova	31	263	8.5
2003	Villanova	34	*304	8.9
2004	Missouri St.	32	277	8.7
2005	Missouri St.	33	305	9.2
2006	Santa Clara	31	263	8.5

*Record.

Three-Point Field-Goal Percentage

Season	Team	G	3FG	3FGA	Pct.
1988	Loyola (Ill.)	27	96	204	47.1
1989	Connecticut	30	137	296	46.3
1990	Fordham	29	61	129	*47.3
1991	Lamar	33	128	288	44.4
1992	Creighton	32	169	374	45.2
1993	Harvard	25	186	430	43.3
1994	Texas Tech	33	153	369	41.5
1995	Wis.-Green Bay	28	107	265	40.4
1996	Loyola (Ill.)	27	96	243	39.5
1997	Buffalo	28	200	485	41.2
1998	Boston College	28	119	290	41.0
1999	Xavier	33	181	451	40.1
2000	Connecticut	37	200	471	42.5
2001	Notre Dame	36	173	373	46.4
2002	Kansas St.	34	262	637	41.1
2003	Wis.-Green Bay	32	257	596	43.1
2004	Missouri St.	32	277	669	41.4
2005	Missouri St.	33	305	685	44.5
2006	Maryland	38	216	540	40.0

*Record.

Free-Throw Percentage

Season	Team	FT	FTA	Pct.
1982	Illinois	471	630	74.8
1983	Stanford	612	804	76.1
1984	Kentucky	328	416	78.8
1985	Oklahoma St.	487	640	76.1
1986	Central Mich.	546	720	75.8
1987	Colorado	517	682	75.8
1988	La Salle	479	600	79.8
1989	Indiana St.	484	618	78.3
1990	Northern Ill.	595	768	77.5
1991	Penn St.	540	692	78.0
1992	Richmond	383	482	79.5
1993	James Madison	421	550	76.5
1994	Fordham	383	498	76.9
1995	St. Bonaventure	421	540	78.0
1996	St. Joseph's	408	538	75.8
1997	Toledo	659	834	79.0
1998	Youngstown St.	538	696	77.3
1999	Butler	512	664	77.1
2000	Bowling Green	340	440	77.3
2001	St. Joseph's	406	498	*81.5
2002	St. Joseph's	447	572	78.1

Season	Team	FT	FTA	Pct.
2003	Vermont.....	376	471	79.8
2004	Stanford.....	476	589	80.8
2005	Missouri St.....	430	544	79.0
2006	Missouri St.....	440	555	79.3

*Record.

Rebound Margin

Season	Team	Off.	Def.	Mar.
1982	Louisiana Tech.....	46.3	30.8	15.4
1983	Old Dominion.....	49.1	31.9	17.3
1984	Old Dominion.....	44.6	32.5	12.1
1985	Bethune-Cookman.....	55.3	39.1	16.2
1986	South Carolina St.....	54.1	40.5	13.7
1987	Louisiana Tech.....	48.0	34.4	13.6
1988	Louisiana Tech.....	48.1	32.5	15.6
1989	Louisiana Tech.....	47.8	31.6	16.2
1990	Louisiana Tech.....	52.9	34.7	*18.3
1991	South Carolina St.....	55.1	41.4	13.7
1992	Virginia.....	45.8	32.7	13.1
1993	Virginia.....	46.6	34.1	12.5
1994	Western Ky.....	48.2	34.6	13.6
1995	Louisiana Tech.....	46.5	32.5	14.0
1996	Louisiana Tech.....	51.8	33.5	18.2
1997	Connecticut.....	45.8	33.8	12.0
1998	Louisiana Tech.....	45.8	33.9	11.9
1999	Connecticut.....	44.8	31.6	13.2
2000	Louisiana Tech.....	46.4	35.8	10.6
2001	Tennessee.....	45.5	34.1	11.4
2002	Connecticut.....	45.5	30.0	15.5
2003	Tennessee.....	44.2	32.2	12.1
2004	Liberty.....	44.5	32.8	11.7
2005	Liberty.....	44.6	30.8	13.8
2006	Maryland.....	45.3	33.3	11.9

*Record.

Assists

Season	Team	G	Ast.	Avg.
1986	Long Beach St.....	34	780	22.9
1987	Villanova.....	31	766	*24.7
1988	Notre Dame.....	28	569	20.3
1989	Maryland.....	32	679	21.2
1990	Stanford.....	33	758	23.0
1991	Eastern Wash.....	27	611	22.6
1992	Bowling Green.....	29	672	23.2
1993	Bowling Green.....	30	646	21.5
1994	Florida Int'l.....	29	648	22.3
1995	Connecticut.....	35	786	22.5
1996	Old Dominion.....	32	638	19.9
1997	Troy.....	30	640	21.3
1998	Holy Cross.....	30	618	20.6
1999	Morehead St.....	26	577	22.2
2000	Connecticut.....	37	764	20.7
2001	Connecticut.....	35	759	21.7
2002	Connecticut.....	39	*846	21.7
2003	LSU.....	34	635	18.7
2004	Duke.....	34	685	20.1
2005	DePaul.....	31	594	19.2
2006	Duke.....	35	717	20.5

*Record.

Blocked Shots

Season	Team	G	Blk.	Avg.
1988	Fresno St.....	28	194	6.93
1989	Northern Ill.....	30	231	7.70
1990	UNLV.....	31	197	6.35
1991	Rutgers.....	30	187	6.23
1992	George Washington.....	32	235	7.34
1993	Alcorn St.....	24	129	5.38
1994	Connecticut.....	33	232	7.03
1995	Connecticut.....	35	*250	7.14
1996	Vanderbilt.....	31	189	6.10
1997	Troy.....	30	172	5.73
1998	Tennessee.....	39	238	6.10
1999	Tulane.....	30	197	6.57
2000	Notre Dame.....	32	169	5.28
2001	Notre Dame.....	36	228	6.33
2002	TCU.....	31	201	6.48
2003	Jackson St.....	29	242	*8.34
2004	Rice.....	32	224	7.00

Season	Team	G	Blk.	Avg.
2005	Duke.....	36	267	7.42
2006	Duke.....	35	267	7.63

*Record.

Steals

Season	Team	G	Stl.	Avg.
1988	Wright St.....	28	450	16.1
1989	Florida A&M.....	28	450	16.1
1990	Dartmouth.....	26	398	15.3
1991	Kent St.....	29	422	14.6
1992	Buffalo.....	29	490	16.9
1993	Kent St.....	29	536	18.5
1994	Florida A&M.....	28	476	17.0
1995	Grambling.....	28	533	19.0
1996	Grambling.....	28	505	18.0
1997	Grambling.....	30	*580	*19.3
1998	Hampton.....	29	460	15.9
1999	Grambling.....	30	505	16.8
2000	Grambling.....	30	473	15.8
2001	St. Peter's.....	28	513	18.3
2002	Texas A&M.....	29	449	15.5
2003	Eastern Ky.....	29	415	14.3
2004	Louisiana Tech.....	32	419	14.0
2005	North Carolina.....	34	477	14.0
2006	Wofford.....	28	387	13.8

*Record.

Most Games Played in a Season

(Since 1981-82 Season)

No.	Team, Year
39	Tennessee, 1997-98
39	Connecticut, 2001-02
38	Connecticut, 1995-96
38	Notre Dame, 1996-97
38	Purdue, 2000-01
38	Connecticut, 2002-03
38	Maryland, 2005-06
37	Connecticut, 1997-98
37	Connecticut, 1999-00
37	Tennessee, 1999-00
37	Vanderbilt, 2001-02
37	Michigan St., 2004-05
37	Connecticut, 2005-06
36	UMKC, 1984-85
36	Georgia, 1999-00
36	Louisiana Tech, 2000-01
36	Notre Dame, 2000-01
36	Baylor, 2004-05
36	Duke, 2004-05
36	LSU, 2004-05
36	Oklahoma, 2005-06
36	Tennessee, 2005-06

Most Victories in First Year in Division I

(The NCAA began competition in 1981-82)

Wins	Team, Year
35	Louisiana Tech, 1981-82
34	Texas, 1981-82
28	Colorado, 1981-82
28	Drake, 1981-82
27	Florida St., 1981-82
27	Mississippi, 1981-82
26	Arkansas, 1981-82
26	Kansas St., 1981-82
26	Memphis, 1981-82
26	St. Peter's, 1981-82
25	Arizona St., 1981-82
25	Maryland, 1981-82
25	Oklahoma City, 1981-82
25	Rutgers, 1981-82
24	Auburn, 1981-82
24	Brigham Young, 1981-82
24	Kentucky, 1981-82
24	Long Beach St., 1981-82
24	Miami (Ohio), 1981-82
24	Missouri, 1981-82
24	North Carolina St., 1981-82
24	Penn St., 1981-82

Best Record in First Division I Season

(The NCAA began competition in 1981-82)

Pct.	Team, Year
.972	Louisiana Tech, 1981-82 (35-1)
.894	Texas, 1981-82 (34-4)
.867	St. Peter's, 1981-82 (26-4)
.852	Southern California, 1981-82 (23-4)
.844	Mississippi, 1981-82 (27-5)
.839	Memphis, 1981-82 (26-5)
.833	Canisius, 1981-82 (25-5)
.828	Auburn, 1981-82 (24-5)
.815	Montana, 1981-82 (22-5)
.813	Kansas St., 1981-82 (26-6)
.808	Oregon, 1981-82 (21-5)
.800	Drake, 1981-82 (28-7)
.800	Long Beach St., 1981-82 (24-6)
.800	Penn St., 1981-82 (24-6)
.793	Buffalo, 1991-92 (23-6)

2006 Most-Improved Teams

Team	2004-05		2005-06		\$Games Improved
	Won	Lost	Won	Lost	
St. Joseph's	7	23	20	11	12.5
Winthrop	2	26	14	15	11.5
Oklahoma	17	13	31	5	11.0

Team	2004-05		2005-06		\$Games Improved
	Won	Lost	Won	Lost	
Stony Brook	8	20	20	10	11.0
William & Mary	4	24	15	13	11.0
Iona	6	22	17	12	10.5
IUPUI	7	21	17	11	10.0
Morehead St.	5	22	16	13	10.0
Stephen F. Austin	12	16	23	8	9.5
Wichita St.	5	22	15	13	9.5
Denver	6	22	15	13	9.0
Loyola (Md.)	10	18	20	10	9.0
Maryland	22	10	34	4	9.0
Missouri	11	18	21	10	9.0
Oregon St.	6	23	16	15	9.0
South Carolina	8	21	17	12	9.0
Coastal Caro.	9	18	18	10	8.5
Elon	4	24	12	16	8.0
Portland St.	3	23	12	16	8.0
Bucknell	10	18	18	11	7.5
Cincinnati	9	19	17	12	7.5
Fairleigh Dickinson	2	25	10	18	7.5
Princeton	13	14	21	7	7.5
Providence	1	27	8	19	7.5
Purdue	17	13	26	7	7.5
Samford	13	15	21	8	7.5

\$ To determine games improved, add the difference in victories between the two seasons to the difference in losses, then divide by two. Includes postseason.

Statistical Trends History

(averages and percentages are for one team, per game)

Season	Avg. No. Games	FG		FG Pct.	3FG		3FG Pct.	FT			Pts.
		Made	Att.		Made	Att.		Made	Att.	Pct.	
1981-82	28.4	28.6	*66.2	43.4	—	—	—	12.8	19.8	64.7	70.2
1982-83	27.3	*28.8	65.9	43.7	—	—	—	13.2	20.3	64.8	*70.7
1983-84	27.2	28.3	64.2	44.0	—	—	—	13.2	20.2	65.3	69.7
1984-85	27.6	28.2	64.1	43.9	—	—	—	13.1	20.2	64.7	69.3
1985-86	27.9	28.0	63.3	*44.2	—	—	—	13.4	20.3	65.7	69.4
1986-87	28.4	27.8	63.4	43.9	—	—	—	13.4	20.2	66.3	69.0
1987-88	28.2	27.2	62.8	43.3	1.5	4.5	33.6	13.2	19.9	66.1	69.0
1988-89	28.2	26.9	62.6	43.0	1.9	5.5	*34.1	13.7	20.3	67.1	69.3
1989-90	28.5	26.5	62.6	42.4	2.2	6.6	33.2	13.9	20.8	67.0	69.1
1990-91	28.5	26.9	63.8	42.1	2.7	8.3	32.6	14.1	20.9	67.2	70.5
1991-92	28.6	26.2	62.4	42.0	3.0	9.1	32.4	14.3	21.3	67.3	69.6
1992-93	27.7	25.7	61.8	41.5	3.2	10.0	31.4	13.9	20.9	66.4	68.3
1993-94	28.0	25.6	61.9	41.4	3.5	11.1	31.5	14.4	21.7	66.3	69.0
1994-95	28.3	25.6	61.8	41.4	3.7	12.0	31.1	14.2	21.6	65.7	69.0
1995-96	28.2	25.2	60.8	41.4	3.8	12.3	30.8	14.4	21.7	66.3	68.5
1996-97	28.1	24.5	59.5	41.2	3.9	12.5	31.1	14.2	21.4	66.4	67.1
1997-98	28.3	24.6	59.0	41.6	4.0	12.7	31.4	*14.9	*22.1	67.1	67.9
1998-99	27.9	24.5	58.9	41.6	4.2	13.3	31.4	14.5	21.5	67.6	67.7
1999-00	28.3	24.3	59.2	41.0	4.4	13.8	32.0	13.9	20.5	67.8	66.8
2000-01	29.2	24.0	58.4	41.1	4.5	14.0	32.2	14.5	21.2	68.4	67.2
2001-02	*29.3	24.1	59.0	40.9	4.7	14.3	32.8	13.6	19.8	68.5	66.4
2002-03	29.3	23.7	58.2	40.8	4.8	14.8	32.3	13.1	19.0	*69.0	65.3
2003-04	29.2	23.3	57.6	40.5	4.8	15.0	32.0	13.0	18.9	68.9	64.4
2004-05	29.2	23.0	57.6	39.9	4.8	*15.0	31.7	12.6	18.3	68.5	63.3
2005-06	29.3	23.3	57.7	40.4	4.8	15.0	32.2	13.0	18.9	68.6	64.5

*All-time high.

All-Time Winningest Teams

By Percentage

(minimum 350 victories; ties not included)

Rk.	School	First Season	Yrs.	Overall Thru 2006		Pct.
				Won	Lost	
1.	Louisiana Tech	1974-75	32	899	154	.8538
2.	Tennessee	1902-03	61	1,006	234	.8113
3.	Texas	1974-75	32	803	258	.7568
4.	Old Dominion	1969-70	37	817	273	.7495
5.	Montana	1974-75	32	677	236	.7415
6.	Stephen F. Austin	1968-69	34	773	284	.7313
7.	Utah	1974-75	32	675	256	.7250
8.	Stanford	1974-75	32	687	263	.7232

Rk.	School	First Season	Yrs.	Overall Thru 2006		Pct.
				Won	Lost	
9.	Connecticut	1974-75	32	681	278	.7101
10.	Penn St.	1964-65	42	724	297	.7091
11.	Rutgers	1974-75	32	675	281	.7061
12.	Georgia	1973-74	33	694	293	.7031
13.	Texas Tech	1975-76	31	704	299	.7019
14.	Tennessee Tech	1970-71	36	771	328	.7015
15.	Virginia	1973-74	33	679	294	.6978
16.	Auburn	1971-72	35	689	300	.6967
17.	Wis.-Green Bay	1973-74	33	666	292	.6952
18.	Notre Dame	1977-78	29	593	266	.6903
19.	Maine	1975-76	31	581	261	.6900
20.	Ohio St.	1965-66	41	725	328	.6885
21.	St. Peter's	1967-68	39	665	303	.6870
22.	Long Beach St.	1962-63	44	758	349	.6847
23.	North Carolina St.	1974-75	32	647	305	.6796

Rk.	School	First Season	Yrs.	Overall Thru 2006		Pct.
				Won	Lost	
24.	LSU	1975-76	31	654	310	.6784
25.	North Carolina	1974-75	32	663	318	.6758
26.	St. Joseph's	1973-74	33	624	300	.6753
27.	Mt. St. Mary's	1974-75	32	586	284	.6736
28.	Western Ky.	1913-14	44	720	351	.6723
29.	Oakland	1974-75	32	593	290	.6716
30.	Florida Int'l	1975-76	31	572	284	.6682
31.	Holy Cross	1974-75	32	569	285	.6663
32.	Mississippi	1974-75	32	649	326	.6656
33.	Vanderbilt	1977-78	29	594	301	.6637
34.	Washington	1974-75	32	616	315	.6617
35.	Norfolk St.	1974-75	31	586	300	.6614
36.	UNLV	1974-75	32	603	311	.6597
37.	Middle Tenn.	1975-76	31	585	310	.6536
38.	Duke	1975-76	31	579	312	.6498
39.	Northwestern St.	1974-75	32	600	324	.6494
40.	Purdue	1975-76	31	586	319	.6475
41.	Drake	1974-75	32	606	332	.6461
42.	Maryland	1971-72	35	627	348	.6431
43.	Lipscomb	1980-81	26	539	302	.6409
44.	Villanova	1969-70	37	611	345	.6391
45.	UNC Greensboro	1969-70	37	602	345	.6357
46.	James Madison	1920-21	84	777	447	.6348
47.	George Washington	1975-76	31	559	324	.6331
48.	Southern California	1976-77	30	556	329	.6282
49.	DePaul	1974-75	32	571	338	.6282
50.	Kansas St.	1968-69	38	702	416	.6279

By Victories

Rk.	School	First Season	Yrs.	Overall Thru 2006		Pct.
				Won	Lost	
1.	Tennessee	1902-03	61	1,006	234	.8113
2.	Louisiana Tech	1974-75	32	899	154	.8538
3.	Old Dominion	1969-70	37	817	273	.7495
4.	Texas	1974-75	32	803	258	.7568
5.	James Madison	1920-21	84	777	447	.6348
6.	Stephen F. Austin	1968-69	34	773	284	.7313
7.	Tennessee Tech	1970-71	36	771	328	.7015
8.	Long Beach St.	1962-63	44	758	349	.6847
9.	Ohio St.	1965-66	41	725	328	.6885
10.	Penn St.	1964-65	42	724	297	.7091
10.	Richmond	1919-20	86	724	493	.5949
12.	Western Ky.	1913-14	44	720	351	.6723
13.	Texas Tech	1975-76	31	704	299	.7019
14.	Kansas St.	1968-69	38	702	416	.6279
15.	Georgia	1973-74	33	694	293	.7031
16.	Auburn	1971-72	35	689	300	.6967
17.	Stanford	1974-75	32	687	263	.7232
18.	Connecticut	1974-75	32	681	278	.7101
19.	Virginia	1973-74	33	679	294	.6978
20.	Montana	1974-75	32	677	236	.7415
21.	Rutgers	1974-75	32	675	281	.7061
21.	Utah	1974-75	32	675	256	.7250
23.	Wis.-Green Bay	1973-74	33	666	292	.6952
24.	St. Peter's	1967-68	39	665	303	.6870
25.	North Carolina	1974-75	32	663	318	.6758
26.	LSU	1975-76	31	654	310	.6784
27.	Mississippi	1974-75	32	649	326	.6656
28.	North Carolina St.	1974-75	32	647	305	.6796
29.	Missouri St.	1969-70	37	645	415	.6085
30.	Maryland	1971-72	35	627	348	.6431
31.	Kansas	1968-69	38	625	426	.5947
32.	St. Joseph's	1973-74	33	624	300	.6753
33.	Washington	1974-75	32	616	315	.6617
34.	High Point	1963-64	42	613	416	.5957
34.	Memphis	1971-72	35	613	412	.5980
36.	Villanova	1969-70	37	611	345	.6391
37.	Drake	1974-75	32	606	332	.6461
38.	UNLV	1974-75	32	603	311	.6597
39.	UNC Greensboro	1969-70	37	602	345	.6357
40.	Northwestern St.	1974-75	32	600	324	.6494
41.	Colorado	1974-75	32	595	354	.6270
41.	Temple	1923-24	63	595	595	.5000
43.	Southern Ill.	1959-60	47	594	440	.5745
43.	Vanderbilt	1977-78	29	594	301	.6637
45.	Notre Dame	1977-78	29	593	266	.6903
45.	Oakland	1974-75	32	593	290	.6716
47.	Mt. St. Mary's	1974-75	32	586	284	.6736
47.	Norfolk St.	1974-75	31	586	300	.6614
47.	Purdue	1975-76	31	586	319	.6475
50.	Middle Tenn.	1975-76	31	585	310	.6536

Won-Lost Records

(Alphabetical Listing)

School	First Season	Yrs.	Overall Thru 2006		Pct.
			Won	Lost	
Air Force	1976-77	30	389	398	.494
Akron	1974-75	32	273	560	.328
Alabama	1974-75	32	571	370	.607
Alabama A&M	1982-83	23	373	288	.564
UAB	1978-79	28	419	393	.516
Alabama St.	1974-75	32	448	424	.514
Albany (N.Y.)	1985-86	21	290	262	.525
Alcorn St.	1978-79	28	461	314	.595
American	1966-67	40	390	451	.464
Appalachian St.	1970-71	36	441	476	.481
Arizona	1972-73	34	427	470	.476
Arizona St.	1975-76	31	440	418	.513
Arkansas	1976-77	30	544	330	.622
Ark.-Little Rock	1969-70	40	144	389	.270
Ark.-Pine Bluff	1998-99	8	42	171	.197
Arkansas St.	1974-75	32	516	364	.586
Army	1978-79	28	407	401	.504
Auburn	1971-72	35	689	300	.697
Austin Peay	1978-79	28	338	437	.436
Ball St.	1974-75	32	330	470	.413
Baylor	1974-75	32	552	442	.555
Belmont	1999-00	7	127	72	.638
Bethune-Cookman	1978-79	28	358	373	.490
Binghamton	1973-74	30	396	306	.564
Birmingham So.	2000-01	6	89	78	.533
Boise St.	1970-71	36	495	446	.526
Boston College	1971-72	35	476	404	.541
Boston U.	1975-76	31	389	405	.490
Bowling Green	1973-74	33	527	341	.607
Bradley	1976-77	30	372	433	.462
Brigham Young	1973-74	33	518	345	.600
Brown	1973-74	33	423	392	.519
Bucknell	1973-74	33	350	441	.442
Buffalo	1966-67	40	465	406	.534
Butler	1975-76	31	401	373	.518
California	1973-74	33	446	460	.492
UC Irvine	1974-75	31	351	502	.411
UC Riverside	1970-71	36	453	447	.503
UC Santa Barb.	1972-73	34	543	415	.567
Cal Poly	1974-75	32	344	500	.408
Cal St. Fullerton	1969-70	37	464	508	.477
Cal St. Northridge	1974-75	32	357	517	.408
Campbell	1972-73	34	504	362	.582
Canisius	1975-76	31	438	377	.537
Centenary (La.)	1999-00	7	26	164	.137
Central Conn. St.	1971-72	35	337	505	.400
UCF	1977-78	28	403	414	.493
Central Mich.	1970-71	37	438	471	.482
Col. of Charleston	1973-74	33	533	409	.566
Charleston So.	1976-77	30	224	561	.285
Charlotte	1975-76	31	468	372	.557
Chattanooga	1976-77	30	543	329	.623
Chicago St.	1984-85	20	105	441	.192
Cincinnati	1971-72	35	514	449	.534
Clemson	1975-76	31	577	364	.613
Cleveland St.	1973-74	33	328	501	.396
Coastal Caro.	1974-75	32	339	504	.402
Colgate	1973-74	33	345	483	.417
Colorado	1974-75	32	595	354	.627
Colorado St.	1974-75	32	469	412	.532
Columbia	1986-87	20	149	347	.300
Connecticut	1974-75	32	681	278	.710
Coppin St.	1985-86	21	252	331	.432
Cornell	1971-72	35	279	515	.351
Creighton	1973-74	32	498	361	.580
Dartmouth	1972-73	34	464	330	.584
Davidson	1973-74	27	257	371	.409
Dayton	1967-68	39	539	464	.537
Delaware	1971-72	35	525	358	.595
Delaware St.	1976-77	30	378	418	.475
Denver	1976-77	30	487	350	.582
DePaul	1974-75	32	571	338	.628
Detroit	1977-78	29	448	372	.546
Drake	1974-75	32	606	332	.646
Drexel	1943-44	62	459	472	.493
Duke	1975-76	31	579	312	.650
Duquesne	1973-74	33	358	460	.438
East Caro.	1969-70	37	514	444	.537
East Tenn. St.	1968-69	38	402	482	.455
Eastern Ill.	1973-74	33	415	468	.470

School	First Season	Yrs.	Overall Thru 2006		Pct.	School	First Season	Yrs.	Overall Thru 2006		Pct.
			Won	Lost					Won	Lost	
Eastern Ky.	1972-73	34	489	425	.535	Miami (Fla.)	1972-73	34	523	387	.575
Eastern Mich.	1976-77	30	368	425	.464	Miami (Ohio)	1974-75	32	492	379	.565
Eastern Wash.	1919-20	40	468	444	.513	Michigan	1973-74	33	353	521	.404
Elon	1971-72	35	469	433	.520	Michigan St.	1972-73	34	539	384	.584
Evansville	1969-70	37	374	458	.450	Middle Tenn.	1975-76	31	585	310	.654
Fairfield	1973-74	33	488	383	.560	Minnesota	1973-74	33	445	479	.482
Fairleigh Dickinson	1977-78	29	366	435	.457	Mississippi	1974-75	32	649	326	.666
Florida	1974-75	32	522	393	.570	Mississippi St.	1974-75	32	424	474	.472
Florida A&M	1977-78	29	471	332	.587	Mississippi Val.	1975-76	31	415	432	.490
Fla. Atlantic	1984-85	22	314	289	.521	Missouri	1974-75	32	564	377	.599
Florida Int'l	1975-76	31	572	284	.668	UMKC	1980-81	26	379	352	.518
Florida St.	1973-74	33	451	476	.487	Missouri St.	1969-70	37	645	415	.608
Fordham	1970-71	36	426	533	.444	Monmouth	1982-83	24	364	313	.538
Fresno St.	1965-66	41	464	456	.504	Montana	1974-75	32	677	236	.742
Furman	1969-70	37	431	448	.490	Montana St.	1976-77	30	415	392	.514
Gardner-Webb	2001-02	5	36	102	.261	Morehead St.	1970-71	36	425	478	.471
George Mason	1973-74	33	446	410	.521	Morgan St.	1981-82	25	199	446	.309
George Washington	1975-76	31	559	324	.633	Mt. St. Mary's	1974-75	32	586	284	.674
Georgetown	1970-71	36	438	443	.497	Murray St.	1971-72	35	378	550	.407
Georgia	1973-74	33	694	293	.703	Navy	1977-78	29	421	345	.550
Ga. Southern	1973-74	33	527	388	.576	Nebraska	1974-75	32	534	423	.558
Georgia St.	1975-76	31	444	410	.520	Nevada	1976-77	30	285	520	.354
Georgia Tech	1974-75	32	406	471	.463	UNLV	1974-75	32	603	311	.660
Gonzaga	1986-87	20	251	306	.451	New Hampshire	1975-76	31	439	358	.551
Grambling	1982-83	23	428	254	.628	New Mexico	1974-75	28	421	363	.537
Hampton	1975-76	31	544	354	.606	New Mexico St.	1973-74	33	506	410	.552
Hartford	1975-76	31	317	442	.418	New Orleans	1975-76	31	407	458	.471
Harvard	1974-75	32	458	355	.563	Niagara	1974-75	32	397	450	.469
Hawaii	1974-75	32	507	318	.615	Nicholls St.	1974-75	32	222	599	.270
High Point	1963-64	42	613	416	.596	Norfolk St.	1974-75	31	586	300	.661
Hofstra	1936-37	59	499	665	.429	North Carolina	1974-75	32	663	318	.676
Holy Cross	1974-75	32	569	285	.666	UNC Asheville	1985-86	21	175	397	.306
Houston	1975-76	31	516	404	.561	UNC Greensboro	1969-70	37	602	345	.636
Howard	1975-76	31	458	394	.538	UNC Wilmington	1973-74	33	361	468	.435
Idaho	1976-77	30	443	385	.535	N.C. A&T	1983-84	23	263	381	.408
Idaho St.	1976-77	30	349	459	.432	North Carolina St.	1974-75	32	647	305	.680
Illinois	1974-75	32	455	442	.507	North Texas	1976-77	30	349	450	.437
Ill.-Chicago	1971-72	35	352	536	.396	Northeastern	1966-67	40	442	480	.479
Illinois St.	1970-71	36	544	457	.543	Northern Ariz.	1974-75	32	339	480	.414
Indiana	1971-72	35	547	435	.557	Northern Ill.	1957-58	49	519	499	.510
IPFW	1976-77	30	350	422	.453	UNI	1968-69	38	411	523	.440
IUPUI	1975-76	29	376	421	.472	Northwestern	1975-76	31	458	407	.529
Indiana St.	1971-72	36	482	463	.510	Northwestern St.	1974-75	32	600	324	.649
Iona	1974-75	32	311	567	.354	Notre Dame	1977-78	29	593	266	.690
Iowa	1974-75	32	554	364	.603	Oakland	1974-75	32	593	290	.672
Iowa St.	1973-74	33	470	463	.504	Ohio	1973-74	33	365	464	.440
Jackson St.	1979-80	27	453	340	.571	Ohio St.	1965-66	41	725	328	.689
Jacksonville	1999-00	7	48	144	.250	Oklahoma	1974-75	32	527	405	.565
Jacksonville St.	1982-83	24	306	337	.476	Oklahoma St.	1973-74	33	504	438	.535
James Madison	1920-21	84	777	447	.635	Old Dominion	1969-70	37	817	273	.750
Kansas	1968-69	38	625	426	.595	Oral Roberts	1975-76	31	460	441	.511
Kansas St.	1968-69	38	702	416	.628	Oregon	1973-74	33	563	335	.627
Kent St.	1975-76	31	511	353	.591	Oregon St.	1976-77	30	437	410	.516
Kentucky	1969-70	37	576	425	.575	Pacific	1975-76	31	393	440	.472
La Salle	1972-73	34	540	373	.591	Penn.	1970-71	36	363	490	.426
Lafayette	1972-73	34	386	441	.467	Penn St.	1964-65	42	724	297	.709
Lamar	1969-70	37	454	549	.453	Pepperdine	1975-76	31	504	398	.559
Lehigh	1974-75	32	360	438	.451	Pittsburgh	1974-75	32	429	465	.480
Liberty	1975-76	31	437	388	.530	Portland	1977-78	29	442	367	.546
Lipscomb	1980-81	26	539	302	.641	Portland St.	1975-76	31	404	420	.490
Long Beach St.	1962-63	44	758	349	.685	Prairie View	1985-86	21	157	439	.263
Long Island	1968-69	39	336	532	.387	Princeton	1971-72	35	428	428	.500
La-Lafayette	1971-72	35	317	583	.352	Providence	1973-74	33	496	398	.555
La.-Monroe	1974-75	32	487	402	.548	Purdue	1975-76	31	586	319	.648
LSU	1975-76	31	654	310	.678	Quinnipiac	1975-76	31	373	394	.486
Louisiana Tech	1974-75	32	899	154	.854	Radford	1971-72	35	538	385	.583
Louisville	1975-76	31	520	382	.576	Rhode Island	1975-76	31	355	509	.411
Loyola Marymount	1981-82	25	283	413	.407	Rice	1978-79	28	410	385	.516
Loyola (Ill.)	1979-80	27	321	421	.433	Richmond	1919-20	86	724	493	.595
Loyola (Md.)	1971-72	35	389	487	.444	Rider	1974-75	32	312	490	.389
Maine	1975-76	31	581	261	.690	Robert Morris	1977-78	29	339	431	.440
Manhattan	1978-79	28	376	412	.477	Rutgers	1974-75	32	675	281	.706
Marist	1982-82	24	325	387	.456	Sacramento St.	1976-77	30	315	441	.417
Marquette	1975-76	31	438	407	.518	Sacred Heart	1974-75	32	361	436	.453
Marshall	1969-70	37	494	481	.507	St. Bonaventure	1971-72	34	358	452	.442
Maryland	1971-72	35	627	348	.643	St. Francis (N.Y.)	1973-74	33	247	604	.290
UMBC	1968-69	38	363	519	.412	St. Francis (Pa.)	1968-69	38	384	434	.469
Md.-East. Shore	1981-82	25	229	449	.338	St. John's (N.Y.)	1974-75	32	492	438	.529
Massachusetts	1968-69	38	436	507	.462	St. Joseph's	1973-74	33	624	300	.675
McNeese St.	1977-78	29	379	415	.477	St. Louis	1976-77	28	327	478	.406
Memphis	1971-72	35	613	412	.598	St. Mary's (Cal.)	1978-79	28	463	323	.589
Mercer	1970-71	36	504	480	.512	St. Peter's	1967-68	39	665	303	.687

School	First Season	Yrs.	Overall Thru 2006		Pct.
			Won	Lost	
Sam Houston St.	1970-71	36	450	514	.467
Samford	1997-98	9	92	157	.369
San Diego	1979-80	27	320	423	.431
San Diego St.	1976-77	30	451	420	.518
San Francisco	1976-77	30	436	394	.525
San Jose St.	1974-75	32	311	528	.371
Santa Clara	1963-64	43	480	443	.520
Savannah St.	2001-02	5	28	108	.206
Seton Hall	1973-74	33	485	427	.532
Siena	1974-75	32	506	324	.610
South Ala.	1974-75	32	423	456	.481
South Carolina	1974-75	32	546	398	.578
South Carolina St.	1974-75	32	526	380	.581
South Fla.	1972-73	34	374	509	.424
Southeast Mo. St.	1975-76	31	498	356	.583
Southeastern La.	1974-75	32	485	413	.540
Southern California	1976-77	30	556	329	.628
Southern Ill.	1959-60	47	594	440	.574
SMU	1976-77	30	442	418	.514
Southern Miss.	1975-76	31	515	360	.589
Southern U.	1976-77	29	458	413	.526
Southern Utah	1975-76	31	359	363	.497
Stanford	1974-75	32	687	263	.723
Stephen F. Austin	1968-69	34	773	284	.731
Stetson	1975-76	31	337	493	.406
Stony Brook	1969-70	37	457	402	.532
Syracuse	1971-72	35	418	452	.480
Temple	1923-24	63	595	595	.500
Tennessee	1902-03	61	1,006	234	.811
Tenn.-Martin	1969-70	37	394	538	.423
Tennessee St.	1982-83	24	224	415	.351
Tennessee Tech	1970-71	36	771	328	.702
Texas	1974-75	32	803	258	.757
Texas-Arlington	1972-73	34	466	484	.491
UTEP	1976-77	30	298	495	.376
Tex.-Pan American	1983-84	23	153	456	.251
UTSA	1981-82	25	336	352	.488
Texas A&M	1974-75	32	475	472	.502
Tex. A&M-Corp. Chris.	1999-00	7	119	75	.613
TCU	1977-78	29	360	474	.432
Texas Southern	1975-76	31	287	483	.373
Texas St.	1966-67	40	576	528	.522
Texas Tech	1975-76	31	704	299	.702
Toledo	1974-75	32	510	346	.596
Towson	1967-68	39	434	487	.471
Troy	1981-82	25	305	354	.463
Tulane	1975-76	31	445	411	.520
Tulsa	1976-77	21	198	345	.365
UCLA	1974-75	32	555	367	.602
Utah	1974-75	32	675	256	.725
Utah St.	1972-73	18	167	288	.367
Valparaiso	1987-88	19	299	247	.548
Vanderbilt	1977-78	29	594	301	.664
Vermont	1966-67	40	491	372	.569
Villanova	1969-70	37	611	345	.639
Virginia	1973-74	33	679	294	.698
Va. Commonwealth	1975-76	31	375	450	.455
Virginia Tech	1976-77	30	489	359	.577
Wagner	1970-71	36	457	452	.503
Wake Forest	1971-72	35	381	516	.425
Washington	1974-75	32	616	315	.662
Washington St.	1970-71	36	389	531	.423
Weber St.	1974-75	32	437	442	.497
West Virginia	1973-74	33	479	440	.521
Western Caro.	1966-67	40	486	529	.479
Western Ill.	1971-72	35	389	503	.436
Western Ky.	1913-14	44	720	351	.672
Western Mich.	1967-68	39	489	485	.502
Wichita St.	1974-75	32	382	485	.441
William & Mary	1970-71	36	336	549	.380
Winthrop	1969-70	37	400	570	.412
Wisconsin	1974-75	30	428	454	.485
Wis.-Green Bay	1973-74	33	666	292	.695
Wis.-Milwaukee	1971-72	35	440	407	.519
Wofford	1980-81	26	266	424	.386
Wright St.	1973-74	33	349	499	.412
Wyoming	1973-74	33	438	459	.488
Xavier	1971-72	35	470	412	.533
Yale	1973-74	33	364	455	.444
Youngstown St.	1975-76	31	444	356	.555

Winningest Teams Over Last Five Years

By Percentage

Team	Won	Lost	Pct.
1. Connecticut	164	18	.901
2. Duke	158	19	.893
3. Tennessee	154	24	.865
4. Stanford	144	26	.847
5. Chattanooga	130	25	.839
6. Louisiana Tech	131	26	.834
6. North Carolina	141	28	.834
8. LSU	139	31	.818
9. Wis.-Green Bay	125	30	.806
10. Liberty	125	32	.796
11. Baylor	136	36	.791
12. Kansas St.	128	37	.776
12. Purdue	125	36	.776
14. Minnesota	117	41	.741
14. New Mexico	117	41	.741
14. UC Santa Barb.	117	41	.741
17. Utah	116	41	.739
18. Old Dominion	118	42	.738
19. Oklahoma	123	44	.737
19. Vanderbilt	123	44	.737
21. Delaware	111	40	.735
22. Montana	109	40	.732
23. George Washington	114	42	.731
24. Ohio St.	116	43	.730
25. DePaul	113	43	.724

By Wins

Team	Won	Lost	Pct.
1. Connecticut	164	18	.901
2. Duke	158	19	.893
3. Tennessee	154	24	.865
4. Stanford	144	26	.847
5. North Carolina	141	28	.834
6. LSU	139	31	.818
7. Baylor	136	36	.791
8. Louisiana Tech	131	26	.834
9. Chattanooga	130	25	.839
10. Kansas St.	128	37	.776
11. Liberty	125	32	.796
11. Purdue	125	36	.776
11. Wis.-Green Bay	125	30	.806
14. Oklahoma	123	44	.737
14. Vanderbilt	123	44	.737
16. Old Dominion	118	42	.738
17. Minnesota	117	41	.741
17. New Mexico	117	41	.741
17. UC Santa Barb.	117	41	.741
20. Ohio St.	116	43	.730
20. Texas	116	45	.720
20. Utah	116	41	.739
23. Michigan St.	115	48	.706
24. George Washington	114	42	.731
25. Boston College	113	46	.711
25. DePaul	113	43	.724
25. Texas Tech	113	48	.702

Winning and Losing Streaks

All-Time

(since 1981-82; includes national postseason tournaments)

Wins	Team	Season(s)
70	Connecticut.....	2001-03
54	Louisiana Tech.....	1980-82
46	Tennessee.....	1996-98
40	Texas.....	1985-87
36	Purdue.....	1998-00
35	Connecticut.....	1994-96
33	Connecticut.....	1996-97
33	Old Dominion.....	1996-97
32	Louisiana Tech.....	1989-90
32	North Carolina.....	1993-95
31	Connecticut.....	2002-03
30	Miami (Fla.).....	1991-92
30	Baylor.....	2005-06
29	Auburn.....	1988-89
29	Vermont.....	1991-92
29	Louisiana Tech.....	2002-03
28	Southern California.....	1982-84
28	Vermont.....	1992-93
28	Liberty.....	1997-98
27	Chattanooga.....	2003-04
26	Central Mich.....	1983-84
26	Montana.....	1987-88
26	UC Santa Barb.....	1999-00
26	Chattanooga.....	2005-06

Others (Includes any collegiate women's streak regardless of affiliation):

131	Wayland Baptist (AAU).....	1954-58
81	Washington-St. Louis (Division III).....	1998-01
52	Delta St. (before NCAA records).....	1973-76
41	Old Dominion (before NCAA records).....	1979-81
33	Norfolk St. (Division II).....	1990-91
31	Temple (before NCAA records).....	1941-45
31	South Carolina (before NCAA records).....	1977-80
28	UCLA (before NCAA records).....	1977-79
26	Cal St. Fullerton (before NCAA records).....	1972-74
25	Oral Roberts (NAIA).....	1982-83
25	Mt. St. Mary's (Division II).....	1983-84
24	UNC Greensboro (Division II).....	1986-87
23	Butler (before NCAA records).....	1978-79

Home Court Victories

(To qualify for this list, part of the streak must have taken place after November 1981, the first season the NCAA sponsored women's basketball)

Wins	Team	Start	End
69	Tennessee.....	1990-91	1995-96
69	Connecticut.....	2000-01	2003-04
68	Auburn.....	1985-86	1990-91
68	Grambling.....	1993-94	2000-01
62	Louisiana Tech.....	1982-83	1985-86
61	Virginia.....	1991-92	1995-96
54	Connecticut.....	1995-96	1998-99
53	Colorado.....	1979-80	1983-84
53	Rutgers.....	1984-85	1988-89
52	Louisiana Tech.....	1994-95	1997-98
51	Notre Dame.....	1998-99	2001-02
49	Rutgers.....	1977-78	1981-82
49	Louisiana Tech.....	1979-80	1981-82
49	Stanford.....	1994-95	1996-97
48	Southern California.....	1981-82	1984-85
46	Iowa.....	1985-86	1989-90
45	Montana.....	1981-82	1984-85
44	Creighton.....	1983-84	1986-87
44	Texas.....	1983-84	1986-87
44	Connecticut.....	1992-93	1995-96

Others:

64	Old Dominion (before NCAA records).....	1976-77	1980-81
61	UNLV (before NCAA records).....	1974-75	1978-79
51	Southeast Mo. St. (Division II).....	1984-85	1988-89
38	Butler (before NCAA records).....	1977-78	1980-81
36	UCLA (before NCAA records).....	1973-74	1978-79

Wins	Team	Start	End
36	Utah (before NCAA records).....	1974-75	1978-79
35	Dayton (before NCAA records).....	1976-77	1979-80
33	Drake (before NCAA records).....	1977-78	1979-80
33	Brigham Young (before NCAA records).....	1977-78	1980-81
32	UNC Greensboro (Division II).....	1985-86	1988-89
31	South Carolina (before NCAA records).....	1977-78	1979-80
30	UMKC (NAIA).....	1980-81	1983-84

Consecutive Road Victories

(since 1981-82; includes national postseason tournaments)

Wins	Team	Start	End
26	Texas.....	1985-86	1987-88
23	Louisiana Tech.....	1981-82	1982-83
20	Florida Int'l.....	1985-86	1986-87
18	Montana.....	1986-87	1987-88
15	Purdue.....	1989-90	1990-91
12	Illinois St.....	1983-84	1984-85
12	Bowling Green.....	1986-87	1986-87
12	Chattanooga.....	1999-00	1999-00
12	Duke.....	2001-02	2001-02
12	North Carolina.....	2001-02	2002-03

Others:

23	Louisiana Tech (before NCAA records).....	1980-81	1981-82
13	Oregon (before NCAA records).....	1977-78	1978-79

Losing Streaks

Losses	Team	Season(s)
58	Brooklyn.....	1987-89
58	Long Island.....	1986-89
39	Chicago St.....	1993-96
39	Morris Brown.....	2001-03
37	La-Lafayette.....	1990-92
37	Sacramento St.....	2000-02
35	Coppin St.....	1985-87
35	Columbia.....	1993-95
34	Charleston So.....	1989-91
30	Davidson.....	1983-85
30	Nicholls St.....	1993-96
29	UNC Asheville.....	1991-94
29	TCU.....	1993-95
29	Lafayette.....	2002-04
28	Massachusetts.....	1989-91
28	St. Louis.....	1990-92
28	Centenary (La.).....	1999-00
27	Cal St. Northridge.....	1993-95
26	Appalachian St.....	1982-83
26	San Jose St.....	1986-89
26	UC Irvine.....	1989-91

Others:

41	Northeastern Ill. (NAIA).....	1987-89
30	Oral Roberts (NAIA).....	1988-90
28	Marshall (before NCAA Records).....	1980-81

Most Consecutive Winning Seasons

(Streak can begin before 1981-82; Record must be better than .500 winning percentage)

Wins	Team	From	To
32*	Louisiana Tech.....	1973-74	Present
32*	Tennessee.....	1973-74	Present
30	Long Beach St.....	1962-63	1991-92
29*	Wis.-Green Bay.....	1977-78	Present
24*	St. Joseph's.....	1980-81	2003-04
27*	Georgia.....	1979-80	Present
23	Maryland.....	1971-72	1993-94
23	Texas.....	1974-75	1996-97
23	Holy Cross.....	1979-80	2002-03
22	Florida Int'l.....	1981-82	2002-03
21*	Purdue.....	1985-86	Present
19	Montana.....	1979-80	1997-98

*Active streak.

National Polls

Final Regular-Season Polls

The poll was launched at the Philadelphia Inquirer with the start of the 1976-77 season with a nationwide panel of 34 coaches representing all geographical areas of the nation and every conference.

The Associated Press began circulating the weekly rankings as compiled by Mel Greenberg of the Inquirer. In 1989-90, the poll increased from 20 to 25 teams.

1977

- AP**
1. Delta St.
 2. Immaculata
 3. St. Joseph's
 4. Cal St. Fullerton
 5. Tennessee
 6. Tennessee Tech
 7. Wayland Baptist
 8. Montclair St.
 9. Stephen F. Austin
 10. North Carolina St.
 11. LSU
 12. Baylor
 13. UCLA
 14. Old Dominion
 15. Southeastern La.
 16. Maryland
 17. Michigan St.
 18. Mississippi Col.
 19. Southern Conn. St.
 20. Kansas St.

1978

- AP**
1. Tennessee
 2. Wayland Baptist
 3. North Carolina St.
 4. Montclair St.
 5. UCLA
 6. Maryland
 7. Queens (N.Y.)
 8. Valdosta St.
 9. Delta St.
 10. LSU
 11. St. Joseph's
 12. Old Dominion
 13. Missouri
 14. Stephen F. Austin
 15. Texas
 16. Ohio St.
 17. Penn St.
 18. Southern Conn. St.
 19. Memphis
 20. Mississippi

1979

- AP**
1. Old Dominion
 2. Louisiana Tech
 3. Tennessee
 4. Texas
 5. Stephen F. Austin
 6. UCLA
 7. Rutgers
 8. Maryland
 9. Cheyney
 10. Wayland Baptist
 11. North Carolina St.
 12. Valdosta St.
 13. Penn St.
 14. Kansas
 15. South Carolina
 16. Northwestern
 17. UNLV
 18. Long Beach St.
 19. Fordham
 20. Montclair St.

1980

- AP**
1. Old Dominion
 2. Tennessee
 3. Louisiana Tech
 4. South Carolina
 5. Stephen F. Austin
 6. Maryland
 7. Texas
 8. Rutgers
 9. Long Beach St.
 10. North Carolina St.
 11. Kansas
 12. Cheyney
 13. Kansas St.
 14. Kentucky
 15. Northwestern
 16. Mercer
 17. Oregon
 18. Central Mo. St.
 19. San Francisco
 20. Brigham Young

1981

- AP**
1. Louisiana Tech
 2. Tennessee
 3. Old Dominion
 4. Southern California
 5. Cheyney
 6. Long Beach St.
 7. UCLA
 8. Maryland
 9. Rutgers
 10. Kansas
 11. Kentucky
 12. Oregon
 13. North Carolina St.
 14. Stephen F. Austin
 15. Illinois St.
 16. Texas
 17. Jackson St.
 18. Minnesota
 19. Oregon St.
 20. Clemson

1982

- AP**
1. Louisiana Tech
 2. Cheyney
 3. Maryland
 4. Tennessee
 5. Texas
 6. Southern California
 7. Old Dominion
 8. Rutgers
 9. Long Beach St.
 10. Penn St.
 11. Villanova
 12. North Carolina St.
 13. Kentucky
 14. Kansas St.
 15. South Carolina
 16. Drake
 17. Memphis
 18. Arizona St.
 19. Oregon
 20. Missouri

1983

- AP**
1. Southern California
 2. Louisiana Tech
 3. Texas
 4. Old Dominion
 5. Cheyney
 6. Long Beach St.
 7. Maryland
 8. Penn St.
 9. Georgia
 10. Tennessee
 11. Arizona St.
 12. Kentucky
 13. Mississippi
 14. Auburn
 15. Missouri
 16. North Carolina St.
 17. Kansas St.
 18. North Carolina
 19. Oregon St.
 20. LSU

1984

- AP**
1. Texas
 2. Louisiana Tech
 3. Georgia
 4. Old Dominion
 5. Southern California
 6. Long Beach St.
 7. Kansas St.
 8. LSU
 9. Cheyney
 10. Mississippi
 11. Missouri
 12. Alabama
 13. La.-Monroe
 14. North Carolina
 15. Tennessee
 16. North Carolina St.
 17. Maryland
 18. Virginia
 19. Ohio St.
 20. Chattanooga

1985

- AP**
1. Texas
 2. La.-Monroe
 3. Long Beach St.
 4. Louisiana Tech
 5. Old Dominion
 6. Mississippi
 7. Ohio St.
 8. Georgia
 9. Penn St.
 10. Auburn
 11. Washington
 12. North Carolina St.
 13. Tennessee
 14. Western Ky.
 15. Southern California
 16. UNLV
 17. St. Joseph's
 18. UCLA
 19. Texas Tech
 20. San Diego St.

1986

- AP**
1. Texas
 2. Georgia
 3. Southern California
 4. Louisiana Tech
 5. Western Ky.
 6. Virginia
 7. Auburn
 8. Long Beach St.
 9. LSU
 10. Rutgers
 11. Mississippi
 12. Ohio St.
 13. Penn St.
 14. Iowa
 15. Tennessee
 16. North Carolina
 17. James Madison
 18. Southern Ill.
 19. Oklahoma
 20. Vanderbilt

1987

- AP**
1. Texas
 2. Auburn
 3. Louisiana Tech
 4. Long Beach St.
 5. Rutgers
 6. Georgia
 7. Tennessee
 8. Mississippi
 9. Iowa
 10. Ohio St.
 11. Virginia
 12. James Madison
 13. North Carolina St.
 14. LSU
 15. Penn St.
 16. Southern Ill.
 17. Villanova
 18. Vanderbilt
 19. Southern California
 20. Washington

1988

- AP**
1. Tennessee
 2. Iowa
 3. Auburn
 4. Texas
 5. Louisiana Tech
 6. Ohio St.
 7. Long Beach St.
 8. Rutgers
 9. Maryland
 10. Virginia
 11. Washington
 12. Mississippi
 13. Stanford
 14. James Madison
 15. Southern California
 16. Montana
 17. Georgia
 18. New Mexico St.
 19. Stephen F. Austin
 20. La Salle

1989

- AP**
1. Tennessee
 2. Auburn
 3. Louisiana Tech
 4. Stanford
 5. Maryland
 6. Texas
 7. Long Beach St.
 8. Iowa
 9. Colorado
 10. Georgia
 11. Stephen F. Austin
 12. Mississippi
 13. North Carolina St.
 14. Ohio St.
 15. Purdue
 16. UNLV
 17. South Carolina
 18. La Salle
 19. Western Ky.
 20. Old Dominion

1990

- AP**
1. Louisiana Tech
 2. Stanford
 3. Washington
 4. Tennessee
 5. UNLV
 6. Stephen F. Austin
 7. Georgia
 8. Texas
 9. Auburn
 10. Iowa
 11. North Carolina St.
 12. Virginia
 13. Northwestern
 14. Long Beach St.
 15. Purdue
 16. Hawaii
 17. Northern Ill.
 18. Providence
 19. South Carolina
 20. Southern Miss.
 21. Tennessee Tech
 22. Arkansas
 23. LSU
 24. Mississippi
 25. St. Joseph's

1991

- AP**
1. Penn St.
 2. Virginia
 3. Georgia
 4. Tennessee
 5. Purdue
 6. Auburn
 7. North Carolina St.
 8. LSU
 9. Arkansas
 10. Western Ky.
 11. Stanford
 12. Washington
 13. Connecticut
 14. Stephen F. Austin
 15. Providence
 16. Texas
 17. UNLV
 18. Long Beach St.
 19. Mississippi
 20. Rutgers
 21. Clemson
 22. Northwestern
 23. Iowa
 24. Lamar
 25. Oklahoma St.

1992

- AP**
1. Virginia
 2. Tennessee
 3. Stanford
 4. Stephen F. Austin
 5. Mississippi
 6. Miami (Fla.)
 7. Iowa
 8. Maryland
 9. Penn St.
 10. Missouri St.
 11. Purdue
 12. Texas Tech
 13. Vanderbilt
 14. West Virginia
 15. Western Ky.
 16. George Washington
 17. Kansas
 18. Alabama
 19. Texas
 20. Clemson
 21. Creighton
 22. Houston
 23. Southern California
 24. UC Santa Barb.
 25. Vermont

1993

- AP**
1. Vanderbilt
 2. Tennessee
 3. Ohio St.
 4. Iowa
 5. Texas Tech
 6. Stanford
 7. Auburn
 8. Penn St.
 9. Virginia
 10. Colorado
 11. Maryland
 12. Stephen F. Austin
 13. Western Ky.
 14. Louisiana Tech
 15. Southern California
 16. Texas
 17. North Carolina
 18. Vermont
 19. Bowling Green
 20. Miami (Fla.)
 21. Georgia
 22. Nebraska
 23. Hawaii
 24. Kansas
 25. (tie) Northern Ill.
(tie) Oklahoma St.

1994

- AP**
1. Tennessee
 2. Penn St.
 3. Connecticut
 4. North Carolina
 5. Colorado
 6. Louisiana Tech
 7. Southern California
 8. Purdue
 9. Texas Tech
 10. Virginia
 11. Stanford
 12. Vanderbilt
 13. Iowa
 14. Seton Hall
 15. Kansas
 16. Alabama
 17. Montana
 18. Washington
 19. Florida Int'l
 20. Florida
 21. Boise St.
 22. Southern Miss.
 23. Mississippi
 24. Bowling Green
 25. Texas

1995

- AP**
1. Connecticut
 2. Colorado
 3. Tennessee
 4. Stanford
 5. Texas Tech
 6. Vanderbilt
 7. Penn St.
 8. Louisiana Tech
 9. Western Ky.
 10. Virginia
 11. North Carolina
 12. Georgia
 13. Alabama
 14. Washington
 15. Arkansas
 16. Purdue
 17. Florida
 18. George Washington
 19. Mississippi
 20. Duke
 21. Oregon St.
 22. San Diego St.
 23. Kansas
 24. North Carolina St.
 25. Old Dominion

1996

- AP**
1. Louisiana Tech
 2. Connecticut
 3. Stanford
 4. Tennessee
 5. Georgia
 6. Old Dominion
 7. Iowa
 8. Penn St.
 9. Texas Tech
 10. Alabama
 11. Virginia
 12. Vanderbilt
 13. Duke
 14. Clemson
 15. Purdue
 16. Florida
 17. Colorado
 18. Wisconsin
 19. Auburn
 20. Kansas
 21. Notre Dame
 22. Oregon St.
 23. North Carolina St.
 24. Mississippi
 25. Texas A&M

1997

- AP**
1. Connecticut
 2. Old Dominion
 3. Stanford
 4. North Carolina
 5. Louisiana Tech
 6. Georgia
 7. Florida
 8. Alabama
 9. LSU
 10. Tennessee
 11. Kansas
 12. Virginia
 13. Auburn
 14. Texas
 15. Notre Dame
 16. Illinois
 17. Texas Tech
 18. Colorado
 19. Stephen F. Austin
 20. Vanderbilt
 21. Clemson
 22. George Washington
 23. Tulane
 24. Michigan St.
 25. Western Ky.

1998

- AP**
1. Tennessee
 2. Old Dominion
 3. Connecticut
 4. Louisiana Tech
 5. Stanford
 6. Texas Tech
 7. North Carolina
 8. Duke
 9. Arizona
 10. North Carolina St.
 11. Alabama
 12. Florida Int'l
 13. Florida
 14. Clemson
 15. Western Ky.
 16. Illinois
 17. Virginia
 18. Vanderbilt
 19. Stephen F. Austin
 20. Hawaii
 21. Purdue
 22. Drake
 23. Iowa
 24. Iowa St.
 25. UCLA

1999

- AP**
1. Purdue
 2. Tennessee
 3. Louisiana Tech
 4. Connecticut
 5. Old Dominion
 6. Texas Tech
 7. Colorado St.
 8. Notre Dame
 9. Rutgers
 10. Clemson
 10. Duke
 12. Georgia
 13. Virginia Tech
 14. North Carolina
 15. UCLA
 16. Oregon
 17. UC Santa Barb.
 18. Penn St.
 19. Iowa St.
 20. Virginia
 21. LSU
 22. Alabama
 23. Tulane
 24. Florida Int'l
 25. Toledo

2000

- AP**
1. Connecticut
 2. Tennessee
 3. Louisiana Tech
 4. Georgia
 5. Notre Dame
 6. Penn St.
 7. Iowa St.
 8. Rutgers
 9. UC Santa Barb.
 10. Duke
 11. Texas Tech
 12. Mississippi St.
 13. Purdue
 14. Old Dominion
 15. LSU
 16. Auburn
 17. Boston College
 18. Oklahoma
 19. Virginia
 20. Oregon
 21. Arizona
 22. Tulane
 23. North Carolina St.
 24. Xavier
 25. Michigan

2001

- AP**
1. Connecticut
 2. Notre Dame
 3. Tennessee
 4. Georgia
 5. Duke
 6. Louisiana Tech
 7. Oklahoma
 8. Iowa St.
 9. Purdue
 10. Vanderbilt
 11. Rutgers
 12. Xavier
 13. Texas Tech
 14. Florida
 15. Missouri St.
 16. Iowa
 17. Utah
 18. LSU
 19. North Carolina St.
 20. Colorado
 21. Penn St.
 22. Clemson
 23. Baylor
 24. Wisconsin
 25. (tie) Arizona St.
(tie) Virginia Tech

2002

- AP**
1. Connecticut
 2. Oklahoma
 3. Duke
 4. Vanderbilt
 5. Stanford
 6. Tennessee
 7. Baylor
 8. Louisiana Tech
 9. Purdue
 10. Iowa St.
 11. Kansas St.
 12. Colorado
 13. South Carolina
 14. Texas
 15. Old Dominion
 16. North Carolina
 17. Texas Tech
 18. Minnesota
 19. Cincinnati
 20. Colorado St.
 21. Boston College
 22. LSU
 23. Florida Int'l
 24. (tie) Florida
(tie) Penn St.

2003

- AP**
1. Connecticut
 2. Duke
 3. LSU
 4. Tennessee
 5. Texas
 6. Louisiana Tech
 7. Texas Tech
 8. Kansas St.
 9. Stanford
 10. Purdue
 11. Villanova
 12. North Carolina
 13. Mississippi St.
 14. Vanderbilt
 15. Penn St.
 16. South Carolina
 17. Minnesota
 18. UC Santa Barb.
 19. Georgia
 20. Ohio St.
 21. Wis.-Green Bay
 22. Arizona
 23. Rutgers
 24. Arkansas
 25. (tie) Boston College
(tie) George Washington

2004

- AP**
1. Duke
 2. Tennessee
 3. Purdue
 4. Texas
 5. Penn St.
 6. Connecticut
 7. Louisiana Tech
 8. Kansas St.
 9. Houston
 10. Stanford
 11. Oklahoma
 12. North Carolina
 13. Vanderbilt
 14. Texas Tech
 15. Baylor
 16. Georgia
 17. Colorado
 18. Boston College
 19. LSU
 20. TCU
 21. Ohio St.
 22. Auburn
 23. Michigan St.
 24. Minnesota
 25. Villanova

2005

- AP**
1. Stanford
 2. LSU
 3. Tennessee
 4. North Carolina
 5. Duke
 6. Baylor
 7. Michigan St.
 8. Ohio St.
 9. Rutgers
 10. Notre Dame
 11. Texas
 12. Minnesota
 13. Connecticut
 14. Texas Tech
 15. Temple
 16. DePaul
 17. Kansas St.
 18. Iowa St.
 19. Vanderbilt
 20. North Carolina St.
 21. Georgia
 22. Penn St.
 23. Boston College
 24. Wis.-Green Bay
 25. TCU

2006

- AP**
1. North Carolina
 2. Ohio St.
 3. Maryland
 4. Duke
 5. LSU
 6. Tennessee
 7. Oklahoma
 8. Connecticut
 9. Rutgers
 10. Baylor
 11. Purdue
 12. Georgia
 13. DePaul
 13. Stanford
 15. Arizona St.
 16. Michigan St.
 17. Louisiana Tech
 18. Utah
 19. Temple
 20. Texas A&M
 21. UCLA
 22. Brigham Young
 23. Bowling Green
 24. New Mexico
 25. Minnesota

2005-06 Associated Press Week-by-Week Polls

Team	11/2	11/23	11/30	12/7	12/14	12/21	12/28	1/4	1/11	1/18	1/25	2/1	2/8	2/15	2/22	3/1	3/8	3/15
Arizona St.....	20	16	15	15	12	12	11	9	15	15	19	18	16	15	11	11	15	15
Baylor.....	6	5	5	5	5	4	4	4	5	8	9	10	12	12	10	10	10	10
Boston College.....	NR	NR	NR	NR	NR	23	24	19	22	22	NR	23	21	18	T17	NR	NR	NR
Bowling Green.....	NR	NR	NR	NR	NR	NR	NR	NR	NR	NR	NR	NR	NR	NR	NR	NR	24	23
Brigham Young.....	NR	NR	NR	NR	NR	NR	NR	NR	NR	23	20	19	18	19	21	18	20	22
Connecticut.....	9	8	8	8	9	8	8	7	7	5	5	4	4	8	8	7	9	8
DePaul.....	18	17	14	T11	16	14	13	13	11	10	12	13	17	16	16	15	13	T13
Duke.....	1	1	1	2	2	2	2	2	2	2	2	2	2	1	1	2	4	4
Florida.....	NR	NR	NR	NR	NR	NR	NR	NR	NR	NR	24	NR	NR	NR	NR	T23	NR	NR
George Washington.....	NR	NR	NR	NR	NR	NR	NR	NR	NR	25	NR	NR	NR	NR	NR	NR	NR	NR
Georgia.....	8	11	17	17	17	15	17	17	13	13	15	14	13	13	13	12	14	12
Kentucky.....	NR	NR	NR	NR	NR	NR	NR	NR	NR	NR	NR	21	NR	NR	NR	NR	NR	NR
LSU.....	3	3	3	3	3	3	3	3	3	3	4	3	3	2	3	3	5	5
Louisiana Tech.....	NR	NR	NR	NR	NR	NR	NR	NR	NR	NR	NR	NR	T24	24	20	19	17	17
Maryland.....	14	10	9	9	8	6	6	6	6	6	6	6	6	4	4	4	3	3
Michigan St.....	10	9	13	13	11	11	10	11	9	12	16	17	15	14	14	16	16	16
Minnesota.....	16	12	10	14	14	17	15	15	17	16	14	12	11	17	22	20	23	25
Mississippi.....	NR	NR	NR	NR	NR	24	NR	NR	NR	NR	NR	NR	NR	NR	NR	NR	NR	NR
Missouri.....	NR	NR	NR	NR	NR	NR	NR	NR	24	NR	NR	NR	NR	NR	NR	NR	NR	NR
New Mexico.....	NR	25	21	18	18	18	16	21	18	20	18	16	20	20	23	21	21	24
North Carolina.....	7	7	7	7	6	5	5	5	4	4	3	1	1	3	2	1	1	1
North Carolina St.....	23	NR	NR	25	23	NR	NR	NR	25	NR	NR	24	NR	NR	NR	NR	NR	NR
Notre Dame.....	15	13	11	10	13	13	12	12	20	24	21	NR	NR	NR	NR	NR	NR	NR
Ohio St.....	4	4	4	4	4	7	7	10	8	7	7	7	7	6	6	5	2	2
Oklahoma.....	25	22	20	16	15	16	20	18	16	17	13	11	9	9	9	9	8	7
Purdue.....	19	19	22	24	20	21	18	14	12	11	8	8	10	10	12	14	12	11
Rutgers.....	5	6	6	6	7	9	9	8	10	9	10	9	8	7	7	6	6	9
St. John's (N.Y.).....	NR	NR	NR	NR	NR	NR	NR	NR	NR	NR	NR	25	23	NR	NR	NR	NR	NR
Southern California.....	24	24	NR	NR	NR	NR	NR	NR	NR	NR	23	NR	NR	NR	NR	NR	NR	NR
Stanford.....	11	15	12	T11	10	10	14	16	14	14	11	15	14	11	15	13	11	T13
Temple.....	21	21	18	20	25	25	22	24	19	21	17	20	19	23	T17	22	18	19
Tennessee.....	2	2	2	1	1	1	1	1	1	1	1	5	5	5	5	8	7	6
Texas.....	12	18	16	19	19	20	19	23	NR	NR	NR	NR	NR	NR	NR	NR	NR	NR
Texas A&M.....	NR	NR	NR	NR	NR	NR	NR	NR	NR	NR	NR	NR	T24	21	25	25	22	20
Texas Tech.....	13	14	24	NR	NR	NR	NR	NR	NR	NR	NR	NR	NR	NR	NR	NR	NR	NR
UCLA.....	NR	NR	23	22	24	NR	NR	NR	NR	NR	NR	NR	NR	NR	NR	NR	NR	21
Utah.....	22	23	25	23	22	22	23	22	NR	NR	NR	NR	NR	NR	25	19	17	18
Vanderbilt.....	17	20	19	21	21	19	21	20	23	19	22	22	22	22	24	T23	25	NR
Virginia Tech.....	NR	NR	NR	NR	NR	NR	25	25	21	18	25	NR	NR	NR	NR	NR	NR	NR

Final Post-Tournament Polls

Beginning with the 1985-86 season, the USA Today/ESPN poll has selected its Top 25 teams after the NCAA championship game.

USA Today's voting panel consists of 40 coaches representing a geographical mix of the nation and representing each of the nine Women's Basketball Coaches Association's districts.

In 1993, USA Today joined with Cable News Network (CNN) to compile the poll. In 1998, ESPN replaced CNN as USA Today's partner in compiling the poll.

1986

USA TODAY

1. Texas
2. Southern California
3. Western Ky.
4. Georgia
5. Tennessee
6. Mississippi
7. Louisiana Tech
8. LSU
9. Auburn
10. Rutgers
11. La.-Monroe
12. Long Beach St.
13. Penn St.
14. Virginia
15. North Carolina
16. James Madison
17. Ohio St.
18. Oklahoma
19. Iowa
20. Montana
21. Texas Tech
22. Southern Ill.
23. Drake
24. St. Joseph's
25. Vanderbilt

1987

USA TODAY

1. Tennessee
2. Louisiana Tech
3. Texas
4. Long Beach St.
5. Rutgers
6. Auburn
7. Iowa
8. Ohio St.
9. Georgia
10. Virginia
11. Mississippi
12. North Carolina St.
13. Southern Ill.
14. Southern California
15. James Madison
16. Penn St.
17. Old Dominion
18. Washington
19. LSU
20. Oregon
21. Vanderbilt
22. Villanova
23. Western Ky.
24. St. Joseph's
25. Drake

1988

USA TODAY

1. Louisiana Tech
2. Auburn
3. Tennessee
4. Long Beach St.
5. Texas
6. Iowa
7. Virginia
8. Maryland
9. Ohio St.
10. Georgia
11. Rutgers
12. Mississippi
13. Southern California
14. Stanford
15. James Madison
16. Washington
17. Montana
18. Stephen F. Austin
19. Western Ky.
20. Clemson
21. St. Joseph's
22. DePaul
23. New Mexico St.
24. South Carolina
25. Houston

1989

USA TODAY

1. Tennessee
2. Auburn
3. Maryland
4. Louisiana Tech
5. Stanford
6. Texas
7. Long Beach St.
8. Mississippi
9. Ohio St.
10. North Carolina St.
11. Iowa
12. UNLV
13. Clemson
14. LSU
15. Virginia
16. Stephen F. Austin
17. Purdue
18. Georgia
19. Colorado
20. Rutgers
21. Old Dominion
22. South Carolina
23. St. Joseph's
24. Tennessee Tech
25. James Madison

1990

USA TODAY

1. Stanford
2. Auburn
3. Virginia
4. Louisiana Tech
5. Tennessee
6. Texas
7. Washington
8. Arkansas
9. Stephen F. Austin
10. North Carolina St.
11. Providence
12. Mississippi
13. Georgia
14. Purdue
15. UNLV
16. South Carolina
17. Vanderbilt
18. Iowa
19. Clemson
20. Long Beach St.
21. Northern Ill.
22. Northwestern
23. Southern Miss.
24. Hawaii
25. Tennessee Tech

1991

USA TODAY

1. Tennessee
2. Virginia
3. Stanford
4. Connecticut
5. Auburn
6. Georgia
7. Lamar
8. Clemson
9. Penn St.
10. North Carolina St.
11. Western Ky.
12. Arkansas
13. Washington
14. Purdue
15. James Madison
16. Oklahoma St.
17. Long Beach St.
18. LSU
19. Stephen F. Austin
20. Vanderbilt
21. Iowa
22. UNLV
23. Northwestern
24. Providence
25. Texas

1992

USA TODAY

1. Stanford
2. Virginia
3. Western Ky.
4. Missouri St.
5. Tennessee
6. Mississippi
7. Vanderbilt
8. Maryland
9. Miami (Fla.)
10. Iowa
11. West Virginia
12. Southern California
13. Stephen F. Austin
14. Penn St.
15. Texas Tech
16. Purdue
17. Alabama
18. UCLA
19. Clemson
20. George Washington
21. UC Santa Barb.
22. Vermont
23. Texas
24. Creighton
25. Kansas

1993

USA TODAY/CNN

1. Texas Tech
2. Ohio St.
3. Iowa
4. Vanderbilt
5. Tennessee
6. Virginia
7. Stanford
8. Louisiana Tech
9. Colorado
10. Auburn
11. Stephen F. Austin
12. Western Ky.
13. Penn St.
14. Southern California
15. North Carolina
16. Georgetown
17. Missouri St.
18. Maryland
19. Texas
20. Miami (Fla.)
21. Georgia
22. Nebraska
23. Vermont
24. Hawaii
25. Alabama

1994

USA TODAY/CNN

1. North Carolina
2. Louisiana Tech
3. Purdue
4. Alabama
5. Tennessee
6. Penn St.
7. Connecticut
8. Stanford
9. Southern California
10. Colorado
11. Texas Tech
12. Virginia
13. Vanderbilt
14. Seton Hall
15. Iowa
16. Southern Miss.
17. Kansas
18. Montana
19. Texas A&M
20. Mississippi
21. Washington
22. Clemson
23. Texas
24. Florida Int'l
25. Florida

1995

USA TODAY/CNN

1. Connecticut
2. Tennessee
3. Stanford
4. Georgia
5. Colorado
6. Virginia
7. Texas Tech
8. Vanderbilt
9. Purdue
10. Louisiana Tech
11. North Carolina
12. Western Ky.
13. Washington
14. Alabama
15. George Washington
16. Penn St.
17. Duke
18. Florida
19. North Carolina St.
20. Arkansas
21. Oregon St.
22. Mississippi
23. Kansas
24. Drake
25. Montana

1996

USA TODAY/CNN

1. Tennessee
2. Georgia
3. Connecticut
4. Stanford
5. Louisiana Tech
6. Virginia
7. Vanderbilt
8. Auburn
9. Iowa
10. Old Dominion
11. Alabama
12. Texas Tech
13. Penn St.
14. Stephen F. Austin
15. Kansas
16. San Francisco
17. Clemson
18. Colorado
19. Duke
20. Wisconsin
21. Notre Dame
22. Florida
23. DePaul
24. Colorado St.
25. Texas

1997

USA TODAY/CNN

1. Tennessee
2. Old Dominion
3. Stanford
4. Connecticut
5. Notre Dame
6. Florida
7. Georgia
8. Louisiana Tech
9. North Carolina
10. George Washington
11. Alabama
12. LSU
13. Illinois
14. Virginia
15. Colorado
16. Kansas
17. Vanderbilt
18. Texas
19. Texas Tech
20. Auburn
21. Michigan St.
22. Stephen F. Austin
23. Purdue
24. Tulane
25. Clemson

1998

USA TODAY/ESPN

1. Tennessee
2. Louisiana Tech
3. North Carolina
4. North Carolina St.
5. Connecticut
6. Old Dominion
7. Arkansas
8. (tie) Duke
9. Arizona
10. Texas Tech
11. Purdue
12. Florida
13. Alabama
14. Illinois
15. Stanford
16. Rutgers
17. Notre Dame
18. Florida Int'l
19. Western Ky.
20. UCLA
21. Clemson
22. Kansas
23. Virginia
24. Iowa St.
25. Vanderbilt

1999

USA TODAY/ESPN

1. Purdue
2. Tennessee
3. Louisiana Tech
4. Connecticut
5. Old Dominion
6. Texas Tech
7. Colorado St.
8. Notre Dame
9. Rutgers
10. Clemson
11. (tie) Duke
12. Georgia
13. Virginia Tech
14. North Carolina
15. UCLA
16. Oregon
17. UC Santa Barb.
18. Penn St.
19. Iowa St.
20. Virginia
21. LSU
22. Alabama
23. Tulane
24. Florida Int'l
25. Toledo

2000

USA TODAY/ESPN

1. Connecticut
2. Tennessee
3. Penn St.
4. Rutgers
5. Georgia
6. Louisiana Tech
7. Texas Tech
8. LSU
9. Notre Dame
10. Iowa St.
11. Duke
12. Old Dominion
13. Oklahoma
14. Virginia
15. Mississippi St.
16. Purdue
17. Boston College
18. North Carolina
19. Auburn
20. Arizona
21. UC Santa Barb.
22. UAB
23. North Carolina St.
24. Tulane
25. Vanderbilt

2001

USA TODAY/ESPN

1. Notre Dame
2. Purdue
3. Connecticut
4. Missouri St.
5. Tennessee
6. Louisiana Tech
7. Vanderbilt
8. Duke
9. Xavier
10. Oklahoma
11. Texas Tech
12. Iowa St.
13. Georgia
14. Washington
15. Utah
16. North Carolina St.
17. Rutgers
18. Florida
19. Missouri
20. LSU
21. Iowa
22. Clemson
23. Colorado
24. Villanova
25. Florida St.

No. 1 vs. No. 2

Following is a list of games between the No. 1 and No. 2 ranked teams in women's college basketball. The No. 1 team has won 17 of 34 meetings. These games are reflective of Associated Press polls compiled by Mel Greenberg of the Philadelphia Inquirer based on the votes of women's coaches.

- 1979**—No. 1 Old Dominion defeated No. 2 Louisiana Tech, 75-65, for the Association of Intercollegiate Athletics for Women (AIAW) championship, at Greensboro, North Carolina.
- 1980**—No. 1 Old Dominion defeated No. 2 Texas, 75-45, at Norfolk, Virginia.
- 1980**—No. 1 Old Dominion defeated No. 2 Tennessee, 68-53, for the AIAW championship, at Mount Pleasant, Michigan.
- 1981**—No. 1 Louisiana Tech defeated No. 2 Old Dominion, 81-47, at Ruston, Louisiana.
- 1981**—No. 1 Louisiana Tech defeated No. 2 Tennessee, 79-59, for the AIAW championship, at Eugene, Oregon.
- 1981**—No. 1 Louisiana Tech defeated No. 2 Old Dominion, 68-51, at New York.
- 1982**—No. 1 Louisiana Tech defeated No. 2 Cheyney, 76-62, for the first NCAA championship, at Norfolk, Virginia.
- 1982**—No. 1 Southern California defeated No. 2 Louisiana Tech, 64-58, at Ruston, Louisiana.
- 1983**—No. 2 Louisiana Tech defeated No. 1 Southern California, 58-56, at Los Angeles.
- 1983**—No. 2 Southern California defeated No. 1 Louisiana Tech, 69-67, for the second NCAA championship, at Norfolk, Virginia.
- 1984**—No. 2 Louisiana Tech defeated No. 1 Southern California, 75-66, at Ruston, Louisiana.
- 1984**—No. 2 Louisiana Tech defeated No. 1 Texas, 85-60, in the NCAA Midwest Regional, at Ruston, Louisiana.
- 1985**—No. 1 Old Dominion defeated No. 2 Long Beach St., 84-71, at Norfolk, Virginia.
- 1986**—No. 2 Texas defeated No. 1 Tennessee, 88-74, at Miami, Florida.
- 1987**—No. 2 Texas defeated No. 1 Tennessee, 97-78, at Knoxville, Tennessee.
- 1988**—No. 1 Tennessee defeated No. 2 Long Beach St., 88-74, at Knoxville, Tennessee.
- 1989**—No. 2 Tennessee defeated No. 1 Auburn, 66-61, for the Southeastern Conference championship, at Albany, Georgia.
- 1989**—No. 1 Tennessee defeated No. 2 Auburn, 76-60, for the eighth NCAA championship, at Tacoma, Washington.
- 1989**—No. 2 Louisiana Tech defeated No. 1 Tennessee, 59-58, at Knoxville, Tennessee.
- 1992**—No. 2 Virginia defeated No. 1 Maryland, 75-74, at College Park, Maryland.
- 1992**—No. 2 Tennessee defeated No. 1 Stanford, 74-73, in overtime, at Honolulu, Hawaii.
- 1992**—No. 1 Tennessee defeated No. 2 Stanford, 84-79, at Knoxville, Tennessee.
- 1993**—No. 2 Tennessee defeated No. 1 Vanderbilt, 73-68, at Nashville, Tennessee.
- 1994**—No. 1 Tennessee defeated No. 2 Stanford, 105-69, on Dec. 1, at Knoxville, Tennessee.
- 1995**—No. 2 Connecticut defeated No. 1 Tennessee, 77-66, on Jan. 16, at Storrs, Connecticut.
- 1996**—No. 1 Stanford defeated No. 2 Alabama, 74-65, on Nov. 17, at Stanford, California.
- 1999**—No. 2 Tennessee defeated No. 1 Connecticut, 92-81, on Jan. 10, at Storrs, Connecticut.
- 2000**—No. 1 Connecticut defeated No. 2 Tennessee, 74-67, on Jan. 8 at Knoxville, Tennessee. No. 1 Connecticut won the NCAA title with a 71-52 win over No. 2 Tennessee (tied for No. 2 with Georgia) on April 2 at Philadelphia.
- 2001**—No. 2 Connecticut defeated No. 1 Notre Dame, 78-76, on March 7 at Storrs, Connecticut. No. 2 Notre Dame defeated No. 1 Connecticut in the NCAA semifinals, 90-75, on March 30 at St. Louis.
- 2002**—No. 1 Connecticut defeated No. 2 Tennessee, 86-72, in Knoxville, Tennessee, on January 5. No. 1 Connecticut won the NCAA title with an 82-70 win over No. 2 Oklahoma March 29 in San Antonio.
- 2002**—No. 1 Duke defeated No. 2 Tennessee, 76-55, in Raleigh, North Carolina, on November 24, in the inaugural women's Jimmy V Classic.
- 2003**—No. 2 Connecticut defeated No. 1 Duke, 77-65, in Durham, North Carolina, on February 1. It was the 59th consecutive victory for the Huskies.
- 2004**—No. 2 Tennessee defeated No. 1 Duke, 72-69, in Durham, North Carolina, on January 24.
- 2006**—No. 2 Duke defeated No. 1 Tennessee, 75-53, in Durham, North Carolina, on January 23.



Division II Records

Individual Records.....	44
Team Records.....	45
All-Time Individual Leaders	47
Annual Individual Champions	55
All-Time Team Leaders.....	56
Annual Team Champions	59
All-Time Winningest Teams.....	62
Years of Division II Classification.....	64

Individual Records

Official NCAA women's basketball records began with the 1981-82 season and are based on information submitted to the NCAA statistics service by institutions participating in the weekly statistics rankings. Official career records include only those seasons in Division II during the era of official NCAA statistics, which began with the 1981-82 season. Three-point field goals were added in 1987-88, assists were added in 1988-89 and blocked shots and steals were added in 1992-93. In statistical rankings, the rounding of percentages and/or averages may indicate ties where none exist. In these cases, the numerical order of the rankings is accurate.

Scoring

POINTS

Game

67—Jackie Givens, Fort Valley St. vs. Knoxville, Feb. 22, 1991 (25 FGs, 6 3FGs, 11 FTs)

Season

1,075—Jackie Givens, Fort Valley St., 1991 (369 FGs, 120 3FGs, 217 FTs, 28 games)

Career

2,810—Dina Kangas, Minn. Duluth, 1988-91 (1,170 FGs, 25 3FGs, 445 FTs, 124 games)

AVERAGE PER GAME

Season

38.4—Jackie Givens, Fort Valley St., 1991 (1,075 in 28)

Career

(Min. 1,300 points) 28.3—Paulette King, Florida Tech, 1992-93 (1,668 in 59)

DOUBLE-FIGURE SCORING GAMES

Consecutive

94—Dina Kangas, Minn. Duluth, Nov. 19, 1988 to March 8, 1991

Career

116—Jennifer Brabson, Francis Marion, 1997-00 (124 games)

TRIPLE DOUBLE GAMES*

Season

14—Rachel Sloan, Presbyterian, 1999 (30 games); Tianna Kirkland, Ferris St., 2001 (25 games)

Career

41—Rachel Sloan, Presbyterian, 1998-01 (121 games)

*Double figures in any combination of three categories in a single game (scoring, rebounding, blocked shots, steals or assists).

Field Goals

FIELD GOALS

Game

26—Jackie Givens, Fort Valley St. vs. LeMoyne-Owen, Feb. 2, 1991

Season

420—Tysell Bozeman, Felician, 2003 (990 attempts)

Career

1,170—Dina Kangas, Minn. Duluth, 1988-91 (2,207 attempts)

CONSECUTIVE FIELD GOALS

Game

17—Maria Teal, Barry vs. Fla. Southern, Feb. 13, 1991

Season

25—Temeshia Dawkins, Wingate, Dec. 5-9, 1998 (also career record)

FIELD-GOAL ATTEMPTS

Game

62—Jackie Givens, Fort Valley St. vs. Knoxville, Feb. 22, 1991 (25 made)

Season

892—Jackie Givens, Fort Valley St., 1991 (369 made)

Career

2,298—Kammy Brown, Virginia St., 1987-90 (887 made)

FIELD-GOAL PERCENTAGE

Game

(Min. 14 made) 100%—Liz Davies, Bryant vs. St. Michael's, Jan. 28, 1995 (15 of 15)
(Min. 20 made) 91.3%—Latina Bullock, Norfolk St. vs. Elizabeth City St., Feb. 17, 1996 (21 of 23)

Season

76.0%—Deidre Williams, Valdosta St., 1996 (219 of 288)

Career

(Min. 400 made) 67.6%—Deidre Williams, Valdosta St., 1993-96 (490 of 725)

Three-Point Field Goals

THREE-POINT FIELD GOALS

Game

16—Ashley Reed, Fairmont St. vs. Columbia Union, Dec. 4, 2005 (27 attempts)

Season

138—Lisa Blackmon-Phillips, West Ga., 1989 (391 attempts)

Career

385—Lorie Martinez, Tex. A&M-Kingsville, 1998-01 (117 games, 1,077 attempts)

THREE-POINT FIELD GOALS PER GAME

Season

4.8—Lisa Blackmon-Phillips, West Ga., 1989 (138 in 29)

Career

(Min. 150 made) 4.3—Lisa Blackmon-Phillips, West Ga., 1988-89 (219 in 51)

CONSECUTIVE THREE-POINT FIELD GOALS

Game

11—Diane Dodge, Quinipiac vs. New Haven, Feb. 6, 1989

Season

14—Ashley King, Abilene Christian, Feb. 28-March 5, 2004 (also career record)

CONSECUTIVE GAMES SCORING A THREE-POINT FIELD GOAL

Season

32—Shannon Coakley, Clarion, from Nov. 16, 1990, to March 16, 1991

Career

81—Betsy Bergdoll, Queens (N.C.), from Nov. 20, 1990, to Feb. 18, 1993

THREE-POINT FIELD-GOAL ATTEMPTS

Game

27—Janell Gerk, S.C.-Aiken vs. Charleston So., Dec. 3, 1999 (10 made)

Season

391—Lisa Blackmon-Phillips, West Ga., 1989 (138 made)

Career

1,077—Lorie Martinez, Tex. A&M-Kingsville, 1998-01 (117 games, 385 made)

THREE-POINT FIELD-GOAL PERCENTAGE

Game

(Best perfect game) 100.0%—Reagan Housch, Columbus St. vs. S.C. Upstate, Jan. 27, 1999 (8 of 8); Ashley King, Abilene Christian vs. East Central, March 2, 2004 (8 of 8)

Season

(Min. 40 made) 56.3%—Durene Heisler, North Dakota, 1990 (63 of 112); Becky Mauck, North Ala., 1998 (45 of 80)

(Min. 80 made) 50.6%—Julie Dabrowski, Southern N.H., 1990 (89 of 176)

Career

(Min. 150 made) 47.1%—Angie Dobbs, Navy, 1989-91 (160 of 340)

Free Throws

FREE THROWS

Game (Including Overtimes)

29—Lori Charnoplosky, Glenville St. vs. Davis & Elkins, Jan. 30, 1995 (36 attempts, 2 ot)

Game (Regulation Time)

23—Lena Elliott, Eckerd vs. Lynn, Dec. 9, 1995 (25 attempts)

Season

266—Lisa Miller, IPFW, 1992 (336 attempts)

Career

753—Natoshia Williams, Fort Valley St., 1993-96 (1,320 attempts)

CONSECUTIVE FREE THROWS

Game

22—Missy Gaudagnino, Nova Southeastern vs. Fla. Southern, Jan. 25, 2006

Season

53—Denise Gallo, Pitt.-Johnstown, from Feb. 1, 1996, to Feb. 20, 1996 (also career record)

FREE-THROW ATTEMPTS

Game (Including Overtimes)

36—Lori Charnoplosky, Glenville St. vs. Davis & Elkins, Jan. 30, 1995 (29 made, 2 ot)

Game (Regulation Time)

28—Amy Crossman, Pace vs. St. Anselm, Nov. 18, 1989 (20 made); Jennifer Hilliard, Presbyterian vs. Erskine, Dec. 2, 1992 (21 made); Jacquie Negrelli, Indiana (Pa.) vs. Bowie St., Nov. 16, 2001 (18 made)

Season

406—Natoshia Williams, Fort Valley St., 1994 (214 made)

Career

1,320—Natoshia Williams, Fort Valley St., 1993-96 (753 made)

FREE-THROW PERCENTAGE

Game

(Best perfect game) 100.0%—Missy Guadagnino, Nova Southeastern vs. Fla. Southern, Jan. 25, 2006 (22 of 22)

Season

93.3%—Katie Murphy, IUPUI, 1996 (84 of 90)

Career

88.5%—Darlene Hildebrand, Philadelphia U., 1992-95 (547 of 618)

Rebounds

REBOUNDS

Game

36—Christine DeSaine, West Va. Tech vs. Ohio Valley, Jan. 30, 1995

Season

635—Francine Perry, Quinipiac, 1982 (28 games)

Career

1,626—Francine Perry, Quinipiac, 1982-85 (103 games)

AVERAGE PER GAME

Season

22.7—Francine Perry, Quinipiac, 1982 (635 in 28)

Career

(Min. 900) 18.4—Norma Knight, Norfolk St., 1982-83 (937 in 51)

Assists

ASSISTS

Game

24—Joanna Bernabei, West Liberty St. vs. West Virginia St., Feb. 8, 1997

Season

309—Selina Bynum, Albany St. (Ga.), 1992 (26 games)

Career

1,107—Joanna Bernabei, West Liberty St., 1994-97 (116 games)

AVERAGE PER GAME**Season**

11.9—Selina Bynum, Albany St. (Ga.), 1992 (309 in 26)

Career

(Min. 500) 9.5—Joanna Bernabei, West Liberty St., 1994-97 (1,107 in 116)

Blocked Shots**BLOCKED SHOTS****Game**

20—LaKisha Phifer, St. Paul's vs. Virginia Union, Jan. 23, 1996

Season

219—LaKisha Phifer, St. Paul's, 1996 (25 games)

Career

533—LaKisha Phifer, St. Paul's, 1996-97, 99 (76 games)

AVERAGE PER GAME**Season**

8.8—LaKisha Phifer, St. Paul's, 1996 (219 in 25)

Career

7.0—LaKisha Phifer, St. Paul's, 1996-97, 99 (533 in 76)

Steals**STEALS****Game**

17—Katheryne Hickman, Eastern N.M. vs. Texas Woman's, Feb. 11, 1998

Season

192—Hayley Blue, Charleston (W.V.), 1999 (28 games)

Career

667—Carone Harris, Central Ark., 2002-05 (132 games)

AVERAGE PER GAME**Season**

6.9—Hayley Blue, Charleston (W.V.), 1999 (192 in 28)

Career

5.4—Hayley Blue, Charleston (W.V.) 1996-99 (605 in 113)

Games**GAMES PLAYED****Career**

135—Bri Fecteau, Bentley, 1997-99, 2001

MINUTES PLAYED

60—Amy Mueller, Incarnate Word vs. St. Edward's, Feb. 24, 2005



Photo by

Fairmont State's Ashley Reed set a new Division II record after making 16 three-point field goals against Columbia Union on December 4, 2005.

Team Records

Note: Where records involve both teams, each team must be an NCAA Division II member institution.

SINGLE-GAME RECORDS**Scoring****POINTS**

155—West Tex. A&M vs. National Christian (33), Nov. 29, 2001

POINTS BY LOSING TEAM (including overtimes)

130—Northern Ky. vs. St. Joseph's (Ind.) (131), Feb. 27, 1988 (5 ot)

POINTS BY LOSING TEAM (regulation time)

106—Lewis vs. St. Joseph's (Ind.) (111), Jan. 13, 1990; Mo.-St. Louis vs. Truman (109), Jan. 13, 1990; Ashland vs. West Liberty St. (112), Dec. 3, 1994; Mars Hill vs. Wingate (107), Feb. 10, 1997

POINTS, BOTH TEAMS

261—St. Joseph's (Ind.) (131) vs. Northern Ky. (130), Feb. 27, 1988 (5 ot)

POINTS IN A HALF

85—West Texas A&M vs. National Christian, Nov. 29, 2001

FEWEST POINTS ALLOWED

7—Dowling (88) vs. St. Joseph's (L.I.), Dec. 16, 1995

FEWEST POINTS, BOTH TEAMS

67—Shaw (37) vs. Livingstone (30), Jan. 16, 1997

WINNING MARGIN

122—West Texas A&M (155) vs. National Christian (33), Nov. 29, 2001

LARGEST MARGIN OVERCOME FOR VICTORY

24—Cal Poly Pomona (73) vs. San Fran. St. (62), Jan. 7, 2000 (largest deficit came at 4:48, first half)

Field Goals**FIELD GOALS**

62—Norfolk St. vs. Fayetteville St., Nov. 20, 1990 (104 attempts)

FIELD-GOAL ATTEMPTS

134—Lincoln (Mo.) vs. Harris-Stowe, Feb. 12, 1982 (54 made)

FIELD-GOAL PERCENTAGE

(Min. 30 made) 77.8%—Lynn vs. Virgin Islands, Feb. 21, 1997 (49 of 63)

FIELD-GOAL PERCENTAGE, HALF

(Min. 20 made) 84.6%—Northern Ky. vs. Southern Ind., Jan. 7, 1982 (22 of 26); Oakland vs. Lake Superior St., Feb. 10, 1990 (22 of 26)

Three-Point Field Goals**THREE-POINT FIELD GOALS**

26—Clarion vs. Ashland, Feb. 24, 1992 (52 attempts)

THREE-POINT FIELD GOALS, BOTH TEAMS

26—Clarion (26) vs. Ashland (0), Feb. 24, 1992; Oakland (14) vs. Michigan Tech (12), Feb. 9, 1995

CONSECUTIVE THREE-POINT FIELD GOALS

10—Quinnipiac vs. Bryant, Feb. 4, 1989; Quinnipiac vs. New Haven, Feb. 6, 1989

THREE-POINT FIELD-GOAL ATTEMPTS

52—Clarion vs. Ashland, Feb. 24, 1992 (26 made)

THREE-POINT FIELD-GOAL ATTEMPTS, BOTH TEAMS**TEAMS**

67—Clarion (47) vs. Westminster (Pa.) (20), Nov. 13, 1998

THREE-POINT FIELD-GOAL PERCENTAGE

(Best perfect game) 100.0%—Salem Int'l vs. West Va. Wesleyan, Jan. 11, 2003 (10 of 10)
(Min. 10 made) 100%—Salem Int'l vs. West Va. Wesleyan, Jan. 11, 2003 (10 of 10)

THREE-POINT FIELD-GOAL PERCENTAGE, BOTH TEAMS

(Min. 10 made) 76.5%—NYIT (9 of 11) vs. Queens (N.Y.) (4 of 6), Dec. 9, 1987 (13 of 17)

Free Throws**FREE THROWS**

52—Northern St. vs. Fort Lewis, Dec. 3, 1994 (63 attempts)

FREE THROWS, BOTH TEAMS

68—Metro St. (38) vs. Denver (30), Feb. 15, 1992

FREE-THROW ATTEMPTS

64—Quincy vs. Lincoln (Mo.), Jan. 22, 1990 (49 made); Neb.-Kearney vs. Hastings, Jan. 15, 1991 (40 made); Fayetteville St. vs. Savannah St., Nov. 27, 2000 (made 33)

FREE-THROW ATTEMPTS, BOTH TEAMS

97—Glenville St. (52) vs. Davis & Elkins (45), Jan. 30, 1995 (2 ot)

FEWEST FREE THROWS

0—Many teams

FEWEST FREE-THROW ATTEMPTS

0—Many teams

FREE-THROW PERCENTAGE

(Best perfect game) 100.0%—Tusculum vs. Mars Hill, Jan. 28, 2004 (29 of 29)
(Min. 30 made) 96.9%—Central Okla. vs. Eastern N.M., Jan. 18, 1992 (31 of 32)

FREE-THROW PERCENTAGE, BOTH TEAMS

(Min. 40 made) 89.4%—St. Cloud St. (27 of 27) vs. Cal St. L.A. (15 of 20), Dec. 17, 1992 (42 of 47)

Rebounds**REBOUNDS**

99—Morris Brown vs. Knoxville, Feb. 17, 1995

REBOUND MARGIN

66—Humboldt St. (77) vs. Dominican (Cal.) (11), Nov. 24, 1990

Assists

ASSISTS

42—Lynn vs. Virgin Islands, Nov. 29, 1996

Steals

STEALS

45—Henderson St. vs. Rhema, Dec. 19, 2002

Personal Fouls

PERSONAL FOULS

45—West Ala. vs. Ala.-Huntsville, Nov. 27, 1990

PERSONAL FOULS, BOTH TEAMS

69—West Ala. (45) vs. Ala.-Huntsville (24), Nov. 27, 1990

Overtimes

OVERTIME PERIODS

5—St. Joseph's (Ind.) (131) vs. Northern Ky. (130), Feb. 2, 1988; Florida Tech (82) vs. Fla. Southern (81), Jan. 28, 2006

POINTS IN ONE OVERTIME PERIOD

31—Colorado St.-Pueblo vs. Adams St., Feb. 8, 1994

POINTS IN ONE OVERTIME PERIOD, BOTH TEAMS

53—Colorado St.-Pueblo (31) vs. Adams St. (22), Feb. 8, 1994

POINTS IN OVERTIME PERIODS

38—West Va. Wesleyan vs. Fairmont St., Jan. 10, 2002 (4 ot)

POINTS IN OVERTIME PERIODS, BOTH TEAMS

70—West Va. Wesleyan (38) vs. Fairmont St. (32), Jan. 10, 2002 (4 ot)

WINNING MARGIN IN OVERTIME GAME

23—Southern Ind. (99) vs. Mo.-St. Louis (76), Jan. 15, 2001

SEASON RECORDS

Scoring

POINTS

3,357—Hampton, 1988 (34 games)

HIGHEST AVERAGE PER GAME

98.7—Hampton, 1988 (3,357 in 34)

HIGHEST AVERAGE SCORING MARGIN

36.7—West Tex. A&M, 1991 (86.3 own, 49.7 opponent)

MOST GAMES WITH AT LEAST 100 POINTS

16—Hampton, 1988

CONSECUTIVE GAMES WITH AT LEAST 100 POINTS

5—Valdosta St., 1987; Hampton, 1988

Field Goals

FIELD GOALS

1,324—Hampton, 1988 (2,887 attempts)

FIELD GOALS PER GAME

38.9—Hampton, 1988 (1,324 in 34)

FIELD-GOAL ATTEMPTS

2,887—Hampton, 1988 (1,324 made)

FIELD-GOAL ATTEMPTS PER GAME

87.3—Alabama A&M, 1996 (2,271 in 26)

FIELD-GOAL PERCENTAGE

52.4%—West Tex. A&M, 1988 (1,138 of 2,173)

Three-Point Field Goals

THREE-POINT FIELD GOALS

386—Clarion, 1992 (1,068 attempts)

THREE-POINT FIELD GOALS PER GAME

13.3—Clarion, 1992 (386 in 29)

THREE-POINT FIELD-GOAL ATTEMPTS

1,101—Clarion, 1993 (337 made)

THREE-POINT FIELD-GOAL ATTEMPTS PER GAME

36.8—Clarion, 1992 (1,068 in 29)

THREE-POINT FIELD-GOAL PERCENTAGE

(Min. 70 made) 54.1%—North Dakota, 1990 (73 of 135)

(Min. 100 made) 48.9%—NYIT, 1988 (111 of 227)

Free Throws

FREE THROWS

739—Shippensburg, 1996 (1,032 attempts)

FREE THROWS PER GAME

22.2—Jacksonville St., 1991 (666 in 30); Tusculum, 1999 (555 in 25)

FREE-THROW ATTEMPTS

1,032—Shippensburg, 1996 (739 made)

FREE-THROW ATTEMPTS PER GAME

33.3—Fayetteville St., 1998 (900 in 27)

FREE-THROW PERCENTAGE

82.4%—Southwestern Okla., 2003 (393 of 477)

Rebounds

REBOUNDS

1,875—Quinnipiac, 1982 (28 games)

HIGHEST AVERAGE PER GAME

67.0—Quinnipiac, 1982 (1,875 in 28)

HIGHEST AVERAGE REBOUND MARGIN

29.9—Quinnipiac, 1982 (67.0 own, 37.1 opponent)

Personal Fouls

PERSONAL FOULS

1,040—Mercy, 1988 (26 games)

PERSONAL FOULS PER GAME

40.0—Mercy, 1988 (1,040 in 26)

FEWEST PERSONAL FOULS

213—Sacred Heart, 1987 (26 games)

FEWEST PERSONAL FOULS PER GAME

8.2—Sacred Heart, 1987 (213 in 26)

Defense

FEWEST POINTS PER GAME ALLOWED

44.1—Southern Conn. St., 2006 (1,456 in 33)

LOWEST FIELD-GOAL PERCENTAGE ALLOWED

29.8%—Rollins, 2006 (527 of 1,771)

General Records

VICTORIES IN A SEASON

36—Drury, 2004

CONSECUTIVE VICTORIES

51—Washburn from Jan. 26, 2005, to March 11, 2006 (ended with a 61-59 OT loss to Emporia St., March 13, 2006)

CONSECUTIVE VICTORIES IN A SEASON

34—St. Rose, from Nov. 5, 1999, to March 12, 2000 (ended with 60-50 loss to Northern Ky., March 22, 2000); North Dakota, from Nov. 4, 2005, to March 11, 2006 (ended with 75-69 loss to St. Cloud St., March 13, 2006)

CONSECUTIVE HOME-COURT VICTORIES

87—Neb.-Kearney from Jan. 31, 1995 to Nov. 24, 2001 (ended with a 46-45 loss to Washburn)

CONSECUTIVE ROAD VICTORIES

32—St. Rose, Nov. 30, 1996 to Feb. 20, 1999

CONSECUTIVE WINNING SEASONS

25—Bellarmine, 1982-06 (current); Bentley, 1982-05 (current); North Dakota St., 1982-05

CONSECUTIVE NON-LOSING SEASONS

25—Bellarmine, 1982-05 (current); Bentley, 1982-05 (current); North Dakota St., 1982-05

CONSECUTIVE 20-WIN SEASONS

24—Bentley, 1983-06 (current)

CONSECUTIVE 30-WIN SEASONS

5—Bentley, 1989-93

IMPROVED WON-LOST RECORD

16 $\frac{1}{2}$ —Christian Bros., 2004 (23-7, from 5-22 in 2003)

CONSECUTIVE DEFEATS

70—Notre Dame (Cal.) from Dec. 15, 1988, to Feb. 13, 1992 (ended with 53-32 win over Simpson, Feb. 15, 1992)

30-GAME WINNERS

36—Drury, 2004

35—California (Pa.), 2004; Washburn, 2005

34—Fort Hays St., 1991; St. Rose, 2000; North Dakota, 2006

33—Hampton, 1988; West Tex. A&M, 1988; Bentley, 1991; Norfolk St., 1991; Emporia St., 1998; St. Rose, 1998; Bentley, 2003; California (Pa.), 2003; Anderson (S.C.), 2005; Grand Valley St., 2006

32—Saginaw Valley, 1985; Delta St., 1990; Northern St., 1994; North Dakota St., 1995; Bentley, 1999; Northern Ky., 2000; Delta St., 2001; South Dakota St., 2003; Shaw, 2005; Washburn, 2006

31—St. Cloud St., 1983; Bentley, 1989, 1990, 1992; North Dakota St., 1991; Southeast Mo. St., 1991; Portland St., 1992; Washburn, 1993; Mo. Western St., 1995; Abilene Christian, 1996; North Dakota, 1998; Arkansas Tech, 1999; North Dakota, 1999; Columbus St., 2001; Bentley, 2001; Shaw, 2003; Merrimack, 2004; Charleston (W.V.), 2006

30—Saginaw Valley, 1984; Valdosta St., 1984; Hampton, 1985, 1987; Cal Poly Pomona, 1986; Delta St., 1988, 1989, 1992; West Tex. A&M, 1991; Bentley, 1993; Michigan Tech, 1993; North Dakota St., 1993, 1996; Stonehill, 1995; Kennesaw St., 1997; Southern Ind., 1997; Bentley, 1998; Francis Marion, 1998; Emporia St., 1999; Northern Ky., 1999; Washburn, 2003; Seattle Pacific, 2004; Seattle Pacific, 2005; Delta St., 2006; Drury, 2006; Glenville St., 2006

UNBEATEN TEAMS

1995—North Dakota St. (32-0)

All-Time Individual Leaders

Single-Game Records

SCORING HIGHS

Pts.	Player, Team vs. Opponent	Date
67	Jackie Givens, Fort Valley St. vs. Knoxville	Feb. 22, 1991
64	Kim Brewington, Johnson C. Smith vs. Livingstone	Jan. 6, 1990
63	Jackie Givens, Fort Valley St. vs. LeMoyn-Owen	Feb. 2, 1991
61	Tysell Bozeman, Felician vs. Dominican (N.Y.)	Dec. 20, 2002
59	Konecka Drakeford, Johnson C. Smith vs. Fayetteville St.	Feb. 18, 1998
59	Cassie King, N.C. Central vs. Bowie St.	March 1, 2005
58	Carolyn Brown, St. Augustine's vs. Tampa	Dec. 5, 1993
55	Jackie Givens, Fort Valley St. vs. LeMoyn-Owen	Dec 11, 1990
53	Renee Rice, Armstrong Atlantic vs. Brewton-Parker	1992
52	Linda Krawford, Oakland vs. Michigan Tech.	1983
52	Carolyn Huntley, Winston-Salem vs. Lenoir-Rhyne	1986
52	Jackie Dolberry, Hampton vs. N.C. Central	1989
52	Jackie Givens, Fort Valley St. vs. Clark Atlanta	1991
52	Gina Flowers, West Ga. vs. Miles	1992
52	Julie Heldt, Northern Mich. vs. Wis.-Parkside	1993
51	Jeannette Yeoman, St. Joseph's (Ind.) vs. Lewis	1990
51	Latina Bullock, Norfolk St. vs. Elizabeth City St.	1996
50	Belinda Hill, Bridgeport vs. Assumption	1987
50	Shannon Williams, Valdosta St. vs. Fla. Southern	1987
50	Jeannette Yeoman, St. Joseph's (Ind.) vs. Northern Ky.	1988
50	Kim Brewington, Johnson C. Smith vs. Livingstone	1990
50	Rosaly Phillips, West Ala. vs. Tougaloo	1994
50	LeAnn Freeland, Southern Ind. vs. IPFW	1995
50	Allyson Hardy, Bowie St. vs. St. Augustine's	Feb. 23, 2004
50	Ashley Reed, Fairmont St. vs. Columbia Union	Dec. 4, 2005

FIELD-GOAL PERCENTAGE (minimum 14 field goals made)

Pct.	Player, Team vs. Opponent	Date
1.000	Liz Davies, Bryant vs. St. Michael's (15-15)	Jan. 28, 1995
1.000	Melanie Carter, Abilene Christian vs. St. Edward's (14-14)	Dec. 18, 2001
1.000	Kelley Berglund, Seattle Pacific vs. Alas. Anchorage (14-14)	Jan. 10, 2002
.941	Lindsey Dietz, Minn. Duluth vs. Bemidji St. (16-17)	Dec. 15, 2003
.938	Jackie Bucher, Abilene Christian vs. Tex. A&M-Commerce (14-15)	Feb. 17, 2000
.933	Shannon Hornberger, Philadelphia U. vs. Southampton (14-15)	Feb. 17, 1996
.933	Rose Wood, Cheyney vs. Elizabeth City St. (14-15)	Dec. 6, 1997
.933	Christy Peabody, West Liberty St. vs. Fairmont St. (14-15)	Feb. 22, 1997
.933	Eileen Weber, Southern Ind. vs. Ky. Wesleyan (14-15)	Feb. 17, 1998
.933	Demetria McClouden, Armstrong Atlantic vs. Florida Tech (14-15)	Dec. 3, 1998
.933	Michelle Cottrell, Northern Ky. vs. Lewis (14-15)	Jan. 14, 1999
.933	Laura Klein, Pittsburg St. vs. Mo. Western St. (14-15)	Jan. 19, 2005
.913	Latina Bullock, Norfolk St. vs. Elizabeth City St. (21-23)	Feb. 17, 1996
.833	Kim Cummings, Bentley vs. Norfolk St. (15-18)	March 20, 1993
.800	Malissa Stephenson, Dist. Columbia vs. New York Tech (20-25)	Feb. 23, 1989

THREE-POINT FIELD GOALS (since 1988)

3 pt FG	Player, Team vs. Opponent	Date
16	Ashley Reed, Fairmont St. vs. Columbia Union	Dec. 4, 2005
12	Lara Thornton, California (Pa.) vs. Clarion	March 5, 1994
11	Lisa Blackmon-Phillips, West Ga. vs. Troy	Feb. 23, 1989
11	Christine Keenan, Florida Tech vs. Flagler	Feb. 3, 1992
11	Carolyn Brown, St. Augustine's vs. Tampa	Dec. 5, 1992
11	Jackie Carter, Virginia St. vs. St. Paul's	Jan. 23, 1993
11	Sharon Harris, Morris Brown vs. Clark Atlanta	Feb. 2, 1994
11	Laura Satterfield, Mo.-St. Louis vs. Tampa	Nov. 26, 1994
11	Jenni Miller, Pittsburg St. vs. Truman	Jan. 28, 1995
11	Patrice Peeler, Lees-McRae vs. Mount Olive	Jan. 17, 1998
11	Kriszina Hollusy, Ark.-Monticello vs. Ark. Baptist	Dec. 7, 1999
11	Stacey Moore, West Liberty St. vs. Salem St.	Feb. 17, 2005
10	Susan Theroff, Truman vs. Quincy	Feb. 26, 1990
10	Jackie Givens, Fort Valley St. vs. Clark Atlanta	Feb. 16, 1991
10	Gina Flowers, West Ga. vs. Miles	Jan. 23, 1992
10	Rochelle Curry, N.M. Highlands vs. Colorado St.-Pueblo	Jan. 18, 1994
10	Lara Thornton, California (Pa.) vs. Lock Haven	Feb. 19, 1994
10	Michelle Eddy, Jacksonville St. vs. Tougaloo	Jan. 18, 1995
10	Kristen Breen, Southern Conn. St. vs. Molloy	Nov. 18, 1995
10	Angelic Trujillo, N.M. Highlands vs. Adams St.	Feb. 16, 1999
10	Janell Gerck, S.C.-Aiken vs. Charleston So.	Dec. 3, 1999
10	Rachel Schroeder, Findlay vs. Wilberforce	Dec. 15, 2000
10	Krystal Henson, Edinboro vs. Columbia Union	Dec. 4, 2001
10	Shea Kester, Tarleton St. vs. National Christian	Dec. 13, 2001
10	Audrey Martinez, Tex. A&M-Kingsville vs. National Christian	Dec. 15, 2001
10	Adrienne Reese, Philadelphia U. vs. Mercy	Jan. 3, 2002
10	Tara Johnson, West Liberty St. vs. Bluefield St.	Feb. 15, 2003

3 pt FG	Player, Team vs. Opponent	Date
10	Erin Menard, Washburn vs. Truman	Jan. 17, 2004
10	Carlee Howard, West Tex. A&M vs. Tex. A&M-Commerce	Feb. 19, 2004
10	Sharon Ballenger, Angelo St. vs. Cameron	March 2, 2004
10	Stacey Moore, West Liberty St. vs. Concord	Feb. 11, 2005
10	Valicia Brown, St. Augustine's vs. Catawba	Jan. 2, 2006
10	Erin White, Queens (N.Y.) vs. Concordia (N.Y.)	Feb. 4, 2006
10	Chelsea Miller, Oakland City vs. Robert Morris-Springfield	Feb. 24, 2006

THREE-POINT FIELD GOAL PERCENTAGE

(minimum six three-point field goals made; since 1988)

Pct.	Player, Team vs. Opponent	Date
1.000	Regan Housch, Columbus St. vs. S.C. Upstate (8-8)	Jan. 27, 1999
1.000	Ashley King, Abilene Christian vs. East Central (8-8)	March 2, 2004
1.000	Denise Nehme, Northern Colo. vs. Minn. St. Mankato (7-7)	Jan. 30, 1993
1.000	Nancy Somers, Mo. Southern St. vs. Northwest Mo. St. (7-7)	March 2, 1993
1.000	Nicole Quast, Fort Lewis vs. Northwest Nazarene (7-7)	Nov. 20, 2004
1.000	Melissa Woods, Erskine vs. North Greenville (7-7)	Jan. 8, 2005
1.000	Jodi Ireland, Ashland vs. Lewis (6-6)	Jan. 18, 1990
1.000	Trish Van Diggelen, Mo.-Rolla vs. Mo. Western St. (6-6)	Jan. 12, 1991
1.000	Tracey Pudenz, North Dakota vs. Minn. Duluth (6-6)	Dec. 29, 1993
1.000	Shree Eackles, Henderson St. vs. Central Ark. (6-6)	Feb. 12, 1998
1.000	Jenni Winter, Mont. St.-Billings vs. Black Hills St. (6-6)	Dec. 21, 1998
1.000	Jacquelyn Tennes, Cal St. L.A. vs. Cal St. Bakersfield (6-6)	Jan. 17, 2004
1.000	Ashley Reed, Fairmont St. vs. Columbia Union (6-6)	Jan. 3, 2005
1.000	Jodi Gerald, Western Wash. vs. Central Wash. (6-6)	Feb. 24, 2005
1.000	Maria Kasza, Northern Mich. vs. Wis.-Milwaukee (6-6)	Dec. 11, 2005
1.000	Brittany Cawley, Nyack vs. Philadelphia U. (6-6)	Jan. 14, 2006
1.000	Diana Lopez, Regis (Colo.) vs. Chadron St. (6-6)	Feb. 18, 2006
.900	Christine Fauton, St. Michael's vs. Green Mountain (9-10)	Dec. 11, 1999

FREE-THROW PERCENTAGE (minimum 18 free throws made)

Pct.	Player, Team vs. Opponent	Date
1.000	Missy Guadagnino, Nova Southeastern vs. Fla. Southern (22 of 22)	Jan. 25, 2006
1.000	Karen Arnold, Millersville vs. Philadelphia U. (19-19)	Dec. 11, 1989
1.000	Diane Nicholls, Sacred Heart vs. Mass.-Lowell (18-18)	Jan. 19, 1991
1.000	Tracy Spencer, Shippensburg vs. Clarion (18-18)	Jan. 13, 1996
1.000	Denise Gallo, Pitt.-Johnstown vs. Alderson-Broaddus (18-18)	Feb. 12, 1996
1.000	Sara Davis, Colo. Christian vs. N.M. Highlands (18-18)	Jan. 7, 2006

REBOUNDS

Reb.	Player, Team vs. Opponent	Date
36	Christine DeSaine, West Va. Tech vs. Ohio Valley	Jan. 30, 1995
35	Chanel Hamilton, Dist. Columbia vs. NYIT	Nov. 26, 1982
35	Kim Ambrose, Shaw vs. St. Augustine's	Jan. 28, 1984
33	Yolanda Griffith, Fla. Atlantic vs. Florida Int'l	Feb. 27, 1993
32	Von Fulmore, N.C. Central vs. UNC Asheville	Feb. 1, 1986
31	Lisa McCarthy, Assumption vs. St. Michael's	Feb. 12, 1983
31	Kim Zornow, Pace vs. Southampton	Jan. 10, 1988
30	Francine Perry, Quinnipiac vs. Mass.-Dartmouth	Feb. 1, 1982
30	Sherrri Riddicks, Albany St. (Ga.) vs. LeMoyn-Owen	Feb. 28, 1991
30	Tricia Hampton, Angelo St. vs. Tex. A&M-Kingsville	Jan. 20, 1992
30	Lanora Ingram, Kentucky St. vs. Tuskegee	Jan. 15, 1996
29	Brenda Satcher, Mississippi-Women vs. Blue Mountain	Feb. 15, 1983
29	Francine Perry, Quinnipiac vs. Delaware St.	Jan. 25, 1984
29	Tammy Dorsey, Clark Atlanta vs. Morris Brown	Feb. 18, 1984
29	Letty Huntzman, Immaculata vs. Richard Stockton	Feb. 6, 1985
29	Amanda Ray, Fort Valley St. vs. Lane	Jan. 13, 2005

ASSISTS (since 1989)

Ast.	Player, Team vs. Opponent	Date
24	Joanna Bernabei, West Liberty St. vs. West Va. St.	Feb. 8, 1997
23	Selina Bynum, Albany St. (Ga.) vs. LeMoyn-Owen	Jan. 13, 1993
23	Tina Epps, Clark Atlanta vs. Fisk	Feb. 23, 1996
21	Lori Richelderfer, California (Pa.) vs. Millersville	Dec. 10, 1993
21	Carla Gladden, St. Augustine's vs. Livingstone	Jan. 27, 1996
20	Selina Bynum, Albany St. (Ga.) vs. Tuskegee	Feb. 20, 1991
20	Lisa Rice, Norfolk St. vs. Shaw	Feb. 25, 1995
20	Lamonica Filer, Norfolk St. vs. N.C. Central	Feb. 24, 1996
19	Astrid Soulette, Fla. Atlantic vs. Clafin	Jan. 10, 1990
19	Pat Neder, Winona St. vs. Northern St.	Jan. 26, 1990
19	Adrian Elliott, Virginia St. vs. Hampton	Feb. 20, 1990
19	Michelle Schuler, Angelo St. vs. Tex. A&M-Kingsville	Jan. 14, 1991
19	Selina Bynum, Albany St. (Ga.) vs. Fla. Atlantic	Jan. 30, 1992
19	Lisa Rice, Norfolk St. vs. Virginia Union	Feb. 26, 1993
19	Cynthia Thomas, Wingate vs. Catawba	Jan. 18, 1995
19	Barbara Hester, Columbus St. vs. Tuskegee	Feb. 20, 1995
19	Pam Cummings, Northwest Mo. St. vs. Lincoln (Mo.)	Jan. 31, 1998
19	Ebony Vincent, Wayne St. (Mich.) vs. Mercyhurst	Feb. 28, 2004

BLOCKED SHOTS (since 1993)

Blk.	Player, Team vs. Opponent	Date
20	LaKisha Phifer, St. Paul's vs. Virginia Union	Jan. 23, 1996
15	LaKisha Phifer, St. Paul's vs. St. Augustine's	Dec. 5, 1995
15	LaKisha Phifer, St. Paul's vs. Norfolk St.	Jan. 13, 1996
14	Evija Azace, St. Rose vs. Stonehill	March 9, 1996
14	Jenny Crouse, North Dakota vs. St. Cloud St.	Feb. 8, 1997
13	LaKiesha Phifer, St. Paul's vs. Winston-Salem	Feb. 10, 1997
13	Jaana Kotova, West Liberty St. vs. Fairmont St.	Feb. 28, 2001
13	Stacy Schrader, Le Moyne vs. Bridgewater St.	Nov. 23, 2002
13	Brittney Kroon, Seattle Pacific vs. Northwest Nazarene	Jan. 29, 2004
12	Tonya Roper, Wingate vs. Johnson C. Smith	Dec. 12, 1992
12	Sherrie Willis, N.M. Highlands vs. Angelo St.	Dec. 12, 1992
12	Tonya Roper, Wingate vs. Lenoir-Rhyne	Feb. 9, 1994
12	Pamela Barbour, Morris Brown vs. Knoxville	Feb. 17, 1995
12	Pamela Barbour, Morris Brown vs. Knoxville	Nov. 21, 1995
12	Evija Azace, St. Rose vs. Bloomsburg	Dec. 29, 1995
12	Kelly Borch, St. Michael's vs. Bryant	Jan. 28, 1998
12	Kelly Borch, St. Michael's vs. Assumption	Feb. 7, 1998
12	LaKiesha Phifer, St. Paul's vs. Elizabeth City St.	Jan. 21, 1999
12	Tracy Sprolden, Valdosta St. vs. Eckerd	Nov. 19, 1999
12	Jill Fadenrecht, Northern Colo. vs. Adams St.	Dec. 12, 2001
12	Julie Zeeff, Grand Valley St. vs. Lake Superior St.	Jan. 24, 2002
12	Susie Gyarfas, California (Pa.) vs. West Chester	March 9, 2003
12	Alicia Saunders, West Tex. A&M vs. East Central	Jan. 14, 2006
12	Shavone Mack, Francis Marion vs. North Ga.	Feb. 1, 2006
12	Ashley Holiday, Augustana (S.D.) vs. Minn. St. Mankato	Feb. 18, 2006

STEALS (since 1993)

Stl.	Player, Team vs. Opponent	Date
17	Katherlyne Hickman, Eastern N.M. vs. Texas Woman's	Feb. 11, 1998
15	Gretchen Prince, West Ala. vs. Oakwood	Nov. 25, 1996
14	Karen Neeley, Presbyterian vs. Newberry	Dec. 2, 1993
14	Hayley Blue, Charleston (W.V.) vs. Indiana (Pa.)	Nov. 16, 1996
14	Anita Pettiford, Virginia St. vs. Columbia Union	Nov. 15, 1998
14	Joreka Bess, Fayetteville St. vs. Virginia St.	Feb. 24, 2000
14	Tracy Wyatt, Glenville St. vs. Alderson-Broaddus	Feb. 28, 2004
13	Debbie Moore, New Haven vs. Quinnipiac	Jan. 18, 1993
13	Yolanda Gregory, Fla. Atlantic vs. Barry	Feb. 8, 1993
13	Christine Keenan, Florida Tech vs. Barry	Feb. 13, 1993
13	Shaun Thomas, Jacksonville St. vs. North Ala.	Feb. 15, 1993
13	Beth Hein, Molloy vs. John Jay	Nov. 26, 1993
13	Cynthia Bridges, Fort Valley St. vs. Clark Atlanta	Dec. 3, 1994
13	Benita Brewer, St. Paul's vs. Hampton	Feb. 4, 1995
13	Stephanie Greer, Shaw vs. Johnson C. Smith	Jan. 27, 1996
13	Trysta Morenz, Tampa vs. Nova Southeastern	Nov. 27, 1999
13	Trysta Morenz, Tampa vs. Fayetteville St.	Dec. 11, 1999
13	Angela Thomas, Livingstone vs. Shaw	Jan. 29, 2000
13	Danika Okerstrom, Morningside vs. South Dakota St.	Jan. 27, 2001
13	Misty Wilson, Tarleton St. vs. Abilene Christian	Feb. 10, 2001
13	Latisha Perry, North Fla. vs. Francis Marion	Jan. 8, 2003
13	Sheena Howard, NYIT vs. Mercy	Jan. 21, 2006

Season Records

POINTS

Player, Team	Season	G	FG	3FG	FT	Pts.
Jackie Givens, Fort Valley St.	†1991	28	369	120	217	*1,075
Tysell Bozeman, Felician	†2003	27	*420	31	145	1,016
Dina Kangas, Minn. Duluth	1991	32	389	9	151	938
Kim Brewington, Johnson C. Smith	†1990	28	312	62	222	908
Annette Wiles, Fort Hays St.	1991	36	358	0	164	880
Dina Kangas, Minn. Duluth	1990	31	352	16	152	872
Paulette King, Florida Tech	†1992	29	322	2	209	855
Konecka Drakeford, Johnson C. Smith	†1998	27	339	19	146	843
Angie Hupfer, St. Joseph's (Ind.)	†1999	27	316	35	160	827
LaShonda Chiles, Anderson (S.C.)	†2005	36	286	190	160	822
Paulette King, Florida Tech	†1993	30	310	0	193	813
Jeannette Yeoman, St. Joseph's (Ind.)	1990	30	300	45	164	809
Joanna Cuprys, Kennesaw St.	†1997	31	289	92	137	807
Mandy Koupal, South Dakota	2004	33	282	33	209	806
Jackie Dolberry, Hampton	†1988	34	299	91	114	803
Mary Naughton, Stonehill	1988	31	291	1	216	799
Jennifer Harris, Washburn	†2006	33	295	57	150	797
Beverly Reed, West Ala.	†1982	36	299	—	197	795
Yvonne Owens, Clark Atlanta	†1985	31	287	—	219	793
Carone Harris, Central Ark.	2005	35	238	85	229	790

*Record. †National leader.

SCORING AVERAGE

Player, Team	Season	G	FG	3FG	FT	Pts.	Avg.
Jackie Givens, Fort Valley St.	†1991	28	369	120	217	*1,075	*38.4
Tysell Bozeman, Felician	†2003	27	*420	31	145	1,016	37.6

Player, Team	Season	G	FG	3FG	FT	Pts.	Avg.
Kim Brewington, Johnson C. Smith	†1990	28	312	62	222	908	32.4
Konecka Drakeford, Johnson C. Smith	†1998	27	339	19	146	843	31.2
Angie Hupfer, St. Joseph's (Ind.)	†1999	27	316	35	160	827	30.6
Stacey Cunningham, Shippensburg	†1983	22	266	—	126	658	29.9
Stella Cannon, LeMayne-Owen	1990	25	259	77	147	742	29.7
Cissy Little, Belmont Abbey	1983	24	318	—	74	710	29.6
Paulette King, Florida Tech	†1992	29	322	2	209	855	29.5
Dina Kangas, Minn. Duluth	1991	32	389	9	151	938	29.3
Carmille Barnette, Longwood	1990	21	223	48	102	596	28.4
Rene Jones, St. Paul's	1988	26	266	24	179	735	28.3
Yolanda Griffith, Fla. Atlantic	†1993	22	262	0	97	621	28.2
Dina Kangas, Minn. Duluth	1990	31	352	16	152	872	28.1
Candice Allen, Cal Poly Pomona	†2005	26	247	47	186	727	28.0
Donna Hammond, UC Riverside	†1982	26	290	—	145	725	27.9
Claudia Schleyer, Abilene Christian	†1986	28	293	—	184	770	27.5
Peggy Taylor, Howard Payne	1983	27	300	—	138	738	27.3
Concetta Smith, Fayetteville St.	1983	23	254	—	118	626	27.2
Paulette King, Florida Tech	1993	30	310	0	193	813	27.1

*Record. †National leader.

FIELD-GOAL PERCENTAGE (based on qualifiers for annual championship)

Player, Team	Season	G	FG	FGA	Pct.
Deidre Williams, Valdosta St.	†1996	27	219	288	*76.0
Dalonda Newton, Oakland City	†1991	22	198	273	72.5
Becky Marquardt-King, Lake Superior St.	†2006	29	202	284	71.1
Angela Watson, Central Ark.	1996	31	211	302	69.9
Stacy Johnson, Delta St.	†1997	29	236	338	69.8
Jackie Bucher, Abilene Christian	†2000	27	229	330	69.4
Missy Taylor, Oakland City	†1993	29	267	385	69.4
Temeshia Dawkins, Wingate	†2001	30	190	274	69.3
Nina Smith, Holy Family	†2004	26	191	279	68.5
Corinne Vanderwal, California (Pa.)	†1992	26	156	228	68.4
Jenny Crouse, North Dakota	†1998	32	236	345	68.4
Julie Eymann, Regis (Colo.)	1993	27	186	273	68.1
Melanie Carter, Abilene Christian	2001	28	206	303	68.0
Melanie Carter, Abilene Christian	†2002	24	165	243	67.9
Darla Leavitt, West Tex. A&M	1991	27	145	215	67.4
Julie Szykowny, Gannon	†1994	26	157	233	67.4
Michelle Lieber, Mont. St.-Billings	2006	27	163	243	67.1
Jackie Andrews, Morris Brown	†1983	22	134	200	67.0
Angela Watson, Central Ark.	1994	27	214	320	66.9
Cynthia Bridges, Fort Valley St.	1993	30	151	226	66.8
Candace Fincher, Valdosta St.	†1986	27	185	277	66.8

*Record. †National leader.

THREE-POINT FIELD GOALS

Player, Team	Season	G	3FG
Lisa Blackmon-Phillips, West Ga.	†1989	29	*138
Reagan Housch, Columbus St.	†1999	32	127
Tara Johnson, West Liberty St.	†2003	32	122
Jackie Givens, Fort Valley St.	†1991	28	120
Stacey Moore, West Liberty St.	†2005	27	120
Tara Johnson, West Liberty St.	†2004	31	119
Jenni Miller, Pittsburg St.	†1995	29	116
Ashley Reed, Fairmont St.	†2006	29	116
Jackie Dolberry, Hampton	1989	28	113
Diana Lopez, Regis (Colo.)	2006	32	113
Laurie Melum, Augustana (S.D.)	†1997	28	112
Janell Gerk, S.C.-Aiken	†2000	27	111
Amy Coon, Clarion	†1994	30	110
Renee Farina, West Liberty St.	2006	31	110
Carrie Ross, West Liberty St.	1995	30	109
Lisa Kurtenbach, South Dakota St.	1989	28	107
Shannon Coakley, Clarion	1991	32	107
Michelle Eddy, Jacksonville St.	1995	27	107
Sheila Leopold, Lincoln (Mo.)	†1996	26	106
Sharon Harris, Morris Brown	1994	27	105

*Record. †National leader.

THREE-POINT FIELD GOALS PER GAME

Player, Team	Season	G	3FG	Avg.
Lisa Blackmon-Phillips, West Ga.	†1989	29	*138	*4.8
Stacey Moore, West Liberty St.	†2005	27	120	4.4
Jackie Givens, Fort Valley St.	†1991	28	120	4.3
Janell Gerk, S.C.-Aiken	†2000	27	111	4.1
Sheila Leopold, Lincoln (Mo.)	†1996	26	106	4.1
Jackie Dolberry, Hampton	1989	28	113	4.0
Jenni Miller, Pittsburg St.	†1995	29	116	4.0
Laurie Melum, Augustana (S.D.)	†1997	28	112	4.0
Lorie Martinez, Tex. A&M-Kingsville	†1998	26	104	4.0
Ashley Reed, Fairmont St.	†2006	29	116	4.0
Reagan Housch, Columbus St.	†1999	32	127	4.0

Player, Team	Season	G	3FG	Avg.
Michelle Eddy, Jacksonville St.	1995	27	107	4.0
Sharon Harris, Morris Brown	†1994	27	105	3.9
Betsy Bergdoll, Queens (N.C.)	1991	27	104	3.9
Sarah Condra, Christian Bros.	†2002	26	102	3.9
Laura Satterfield, Mo.-St. Louis	1995	26	100	3.8
Lisa Kurtenbach, South Dakota St.	1989	28	107	3.8
Laura Crowley, Rockhurst	1999	27	103	3.8
Terri Haynes, Mo. Southern St.	1991	27	102	3.8
Carolyn Brown, St. Augustine's	†1993	24	90	3.8
Tara Johnson, West Liberty St.	†2003	32	122	3.8
Tara Johnson, West Liberty St.	†2004	31	119	3.8

*Record. †National leader.

THREE-POINT FIELD-GOAL PERCENTAGE
(based on qualifiers for annual championship)

Player, Team	Season	G	3FG	3FGA	Pct.
Durene Heisler, North Dakota	†1990	31	63	112	*56.3
Becky Mauck, North Ala.	†1998	25	45	80	*56.3
Jeannette Yeoman, St. Joseph's (Ind.)	1990	30	45	81	55.6
Krista Bernadt, Wayne St. (Neb.)	†2000	28	73	132	55.3
Trish Van Diggelen, Mo.-Rolla	†1989	25	43	81	53.1
Michele Tuchfarber, Northern Ky.	†1999	32	54	102	52.9
Michelle Bruns, Southwest Minn. St.	†2003	31	73	139	52.5
Erin Moran, Indianapolis	†2004	32	67	130	51.5
Monica Steinhoff, Mo.-St. Louis	1989	27	60	117	51.3
Kelly McRee, Grand Canyon	†2005	22	50	98	51.0
Kelly Tomlin, West Ala.	†1993	26	56	110	50.9
Jackie Farnan, NYIT	†1988	26	58	114	50.9
Deb Pope, Southern Ind.	†1995	27	74	146	50.7
Julie Dabrowski, Southern N.H.	1990	30	89	176	†50.6
Kim Francis, Southwest Baptist	1993	27	45	89	50.6
Darlene Hildebrand, Philadelphia U.	†1992	32	48	95	50.5
Stephanie Williams, West Tex. A&M	†1996	31	51	102	50.0
Beth Swift, Neb.-Kearney	2000	30	82	165	49.7
Greta Fadness, Alas. Anchorage	†1991	25	63	127	49.6
Margaret Thomas, Paine	1988	30	75	152	49.3

*Record. †National leader. ‡Record for minimum 80 made.

FREE-THROW PERCENTAGE
(based on qualifiers for annual championship)

Player, Team	Season	G	FT	FTA	Pct.
Katie Murphy, IUPUI	†1996	23	84	90	*93.3
Kelly Jewett, Franklin Pierce	†1992	31	112	121	92.6
Mary Kacic, Dowling	†2003	31	118	128	92.2
Adrienne Taalak, Alas. Fairbanks	†2005	23	93	101	92.1
Becky Gonzales, N.M. Highlands	2001	27	113	123	91.9
Molly Knobbe, Central Mo. St.	†2002	30	132	144	91.4
Briana Abrahamsen, Western Wash.	†1999	30	85	93	91.4
Darlene Hildebrand, Philadelphia U.	†1995	31	210	230	91.3
Kiesha Mack, West Chester	†2004	29	73	80	91.3
Shanna Renken, Cal St. Dom. Hills	†2000	25	70	77	90.9
Teena Merrell, IPFW	†1987	26	69	76	90.8
Christine Kane, Assumption	†2001	28	78	86	90.7
Regina McCoy, Anderson (S.C.)	2000	26	85	94	90.4
Sarah Howard, St. Cloud St.	†1988	28	111	123	90.2
Kinsey Tucker, Harding	†2006	27	74	82	90.2
Kerri Lang, St. Anselm	†1991	31	92	102	90.2
Toni Leopard, Presbyterian	2002	30	138	153	90.2
Kylie Nabors, Incarnate Word	1999	30	117	130	90.0
Tara Macciocco, Lock Haven	1999	22	63	70	90.0
Kylie Nabors, Angelo St.	2001	28	125	139	89.9

*Record. †National leader.

REBOUNDS

Player, Team	Season	G	Reb.
Francine Perry, Quinnipiac	†1982	28	*635
Toni Goodman, Hampton	1982	33	507
Yvonne Owens, Clark Atlanta	†1985	31	502
Francine Perry, Quinnipiac	1985	32	481
Tracy Linton, Jacksonville St.	†1993	29	480
Heather Gates, Edinboro	†1997	33	473
Norma Knight, Norfolk St.	†1983	26	472
Norma Knight, Norfolk St.	1982	25	465
Von Fulmore, N.C. Central	†1986	26	464
Rachel Rosario, UC Riverside	1993	28	456
Naomi Mobley, Shaw	†2003	31	454
Kim Zornow, Pace	†1989	30	438
Darlene Chaney, Hampton	1985	34	436
Tammy Walker-Strode, Edinboro	†1992	30	436
Vanessa White, Tuskegee	1993	25	433
Francine Perry, Quinnipiac	†1984	31	430
Erika Quigley, St. Cloud St.	2006	34	430

Player, Team	Season	G	Reb.
Joy Jeter, New Haven	1989	32	429
Sue Salg, C.W. Post	1982	32	428
Denae Dobbins, Glenville St.	2006	33	427

*Record. †National leader.

REBOUND AVERAGE

Player, Team	Season	G	Reb.	Avg.
Francine Perry, Quinnipiac	†1982	28	*635	*22.7
Chanel Hamilton, Dist. Columbia	†1983	19	399	21.0
Norma Knight, Norfolk St.	1982	25	465	18.6
Norma Knight, Norfolk St.	1983	26	472	18.2
Von Fulmore, N.C. Central	†1986	26	464	17.8
Vanessa White, Tuskegee	†1993	25	433	17.3
Kim Ambrose, Shaw	†1984	23	383	16.7
Tracy Linton, Jacksonville St.	1993	29	480	16.6
Rachel Rosario, UC Riverside	1993	28	456	16.3
Tracy Fidler, Keene St.	1983	22	357	16.2
Yvonne Owens, Clark Atlanta	†1985	31	502	16.2
Yolanda Griffith, Fla. Atlantic	1993	22	352	16.0
Sylvia Walker, Virginia Union	1986	27	423	15.7
Kisha Conway, Francis Marion	†1996	27	423	15.7
Jean Millen, Bloomsburg	1984	25	390	15.6
Lorain Truesdale, Lander	1993	26	404	15.5
Toni Goodman, Hampton	1982	33	507	15.4
Kay Goodwin, Tex. A&M-Kingsville	1982	27	413	15.3
Lynnetta Dority, Morris Brown	1986	24	365	15.2
Carrolyn Burke, Queens (N.Y.)	†1994	25	379	15.2

*Record. †National leader.

ASSISTS

Player, Team	Season	G	Asst.
Selina Bynum, Albany St. (Ga.)	†1992	26	*309
Lisa Rice, Norfolk St.	†1993	31	305
Kelly West, West Liberty St.	†2003	32	302
Angela Hewlett, Portland St.	1992	34	296
Joanna Bernabei, West Liberty St.	†1997	29	296
Joanna Bernabei, West Liberty St.	†1996	30	294
Denise Holm, Minn. Duluth	†1989	32	291
Kim Abts, Cal St. Chico	†2005	30	290
Cynthia Thomas, Wingate	†1995	31	289
Dinah Jowers, Pace	1996	29	288
Megan Storck, California (Pa.)	†2004	36	285
Jennifer Radosevic, St. Joseph's (Ind.)	†1990	30	281
Hayley Lystlund, Augusta St.	1996	28	281
Selina Bynum, Albany St. (Ga.)	1993	26	280
Katrina Lofton, Barry	†1991	30	279
Paula Kline, St. Joseph's (Ind.)	1992	31	278
Joanna Bernabei, West Liberty St.	1995	30	278
Selina Bynum, Albany St. (Ga.)	1991	26	274
Jennifer Perine, Emporia St.	†1999	33	271
Kelly West, West Liberty St.	†2002	31	265

*Record. †National leader.

ASSIST AVERAGE

Player, Team	Season	G	Asst.	Avg.
Selina Bynum, Albany St. (Ga.)	†1992	26	*309	*11.9
Selina Bynum, Albany St. (Ga.)	†1993	26	280	10.8
Selina Bynum, Albany St. (Ga.)	†1991	26	274	10.5
Joanna Bernabei, West Liberty St.	†1997	29	296	10.2
Hayley Lystlund, Augusta St.	†1996	28	281	10.0
Dinah Jowers, Pace	1996	29	288	9.9
Lisa Rice, Norfolk St.	1993	31	305	9.8
Joanna Bernabei, West Liberty St.	1996	30	294	9.8
Kim Abts, Cal St. Chico	†2005	30	290	9.7
Lorraine Lynch, Dist. Columbia	†1995	26	246	9.5
Lorraine Lynch, Dist. Columbia	†1994	24	226	9.4
Tina Epps, Clark Atlanta	1996	24	226	9.4
Jennifer Radosevic, St. Joseph's (Ind.)	†1990	30	281	9.4
Kelly West, West Liberty St.	†2003	32	302	9.4
Cynthia Thomas, Wingate	1995	31	289	9.3
Katrina Lofton, Barry	1991	30	279	9.3
Joanna Bernabei, West Liberty St.	1995	30	278	9.3
Lori Richelderfer, California (Pa.)	1993	26	239	9.2
Carla Bronson, Minn. St. Mankato	1995	27	248	9.2
Tammy Wood, California (Pa.)	1992	24	220	9.2

*Record. †National leader.

BLOCKED SHOTS

Player, Team	Season	G	Blk.
LaKisha Phifer, St. Paul's	†1996	25	*219
Rebecca Hanson, Pace	†1994	31	194
LaKisha Phifer, St. Paul's	†1997	26	168
Lauren Harris, Kennesaw St.	†2005	30	161
Jaana Kotva, West Liberty St.	†2001	30	159

Player, Team	Season	G	Blk.
Stacy Schrader, Le Moyne	†2002	31	159
Jenny Crouse, North Dakota	†1999	32	152
LaKisha Phifer, St. Paul's	1999	25	146
Jenny Crouse, North Dakota	†1998	32	145
Rebecca Hanson, Pace	†1993	30	142
Tonya Roper, Wingate	1993	31	140
Brittney Kroon, Seattle Pacific	†2004	31	135
Alicia Saunders, West Tex. A&M	†2006	32	134
Susie Gyrfas, California (Pa.)	†2003	35	132
Brittney Kroon, Seattle Pacific	2005	33	131
Brooke Johnson, Carson-Newman	2005	33	128
Missy Taylor, Oakland City	1993	29	127
Tonya Roper, Wingate	1994	25	127
Shery Willis, N.M. Highlands	1993	29	122
Kelly Borch, St. Michael's	1998	24	122
Kim Good, Colorado Mines	2001	27	122
Susie Gyrfas, California (Pa.)	2002	31	122
Stacy Schrader, Le Moyne	2003	27	122
Denae Dobbins, Glenville St.	2006	33	122

*Record. †National leader.

BLOCKED-SHOT AVERAGE

Player, Team	Season	G	Blk.	Avg.
LaKisha Phifer, St. Paul's	†1996	25	*219	*8.8
LaKisha Phifer, St. Paul's	†1997	26	168	6.5
Rebecca Hanson, Pace	†1994	31	194	6.3
LaKisha Phifer, St. Paul's	†1999	25	146	5.8
Lauren Harris, Kennesaw St.	†2005	30	161	5.4
Jaana Kotova, West Liberty St.	†2001	30	159	5.3
Stacy Schrader, Le Moyne	†2002	31	159	5.1
Kelly Borch, St. Michael's	†1998	24	122	5.1
Tonya Roper, Wingate	1994	25	127	5.1
Jenny Crouse, North Dakota	1999	32	152	4.8
Rebecca Hanson, Pace	†1993	30	142	4.7
Jenny Crouse, North Dakota	1998	32	145	4.5
Kim Good, Colorado Mines	2001	27	122	4.5
Tonya Roper, Wingate	1993	31	140	4.5
Stacy Schrader, Le Moyne	†2003	27	122	4.5
Missy Taylor, Oakland City	1993	29	127	4.4
Brittney Kroon, Seattle Pacific	†2004	31	135	4.4
Tracy Sprolden, Valdosta St.	†2000	26	112	4.3
Shery Willis, N.M. Highlands	1993	29	122	4.2
Alicia Saunders, West Tex. A&M	†2006	32	134	4.2

*Record. †National leader.

STEALS

Player, Team	Season	G	Stl.
Hayley Blue, Charleston (W.V.)	†1999	28	*192
Carone Harris, Central Ark.	†2005	35	190
Carone Harris, Central Ark.	†2002	31	188
Gema Robles, Millersville	†2003	29	171
Hayley Blue, Charleston (W.V.)	†1998	30	167
Christine Keenan, Florida Tech	†1993	30	156
Patrena Wilson, Limestone	1993	29	155
Hayley Blue, Charleston (W.V.)	†1997	27	155
Kim Manifesto, Portland St.	†1995	32	152
Nana LuKengu Corts, St. Rose	†2001	30	152
Cynthia Bridges, Fort Valley St.	1995	30	146
Carolyn Brown, St. Augustine's	1993	24	145
Rima Brazenas, Kennesaw St.	†2000	30	144
Kim Manifesto, Portland St.	†1994	29	143
Ngalula LuKengu, St. Rose	2000	35	143
Doris Moncrief, Virginia St.	†1996	25	141
Lorraine Lynch, Dist. Columbia	1996	24	140
Tereska Watkins, Fort Valley St.	1997	30	140
Allison Mullen, Southampton	1998	29	140
Natasha Molock, Metro St.	†2004	28	140

*Record. †National leader.

STEAL AVERAGE

Player, Team	Season	G	Stl.	Avg.
Hayley Blue, Charleston (W.V.)	†1999	28	*192	*6.9
Valerie Curtis, Dist. Columbia	†1993	22	135	6.1
Carone Harris, Central Ark.	†2002	31	188	6.1
Carolyn Brown, St. Augustine's	1993	24	145	6.0
Gema Robles, Millersville	†2003	29	171	5.9
Lorraine Lynch, Dist. Columbia	†1996	24	140	5.8
Hayley Blue, Charleston (W.V.)	†1997	27	155	5.7
Doris Moncrief, Virginia St.	1996	25	141	5.6
Hayley Blue, Charleston (W.V.)	†1998	30	167	5.6

Player, Team	Season	G	Stl.	Avg.
Georgia Gordon, NYIT	2002	25	138	5.5
Carone Harris, Central Ark.	†2005	35	190	5.4
Patrena Wilson, Limestone	1993	29	155	5.3
Lorraine Lynch, Dist. Columbia	†1994	24	126	5.3
Christine Keenan, Florida Tech	1993	30	156	5.2
Tara Reardon, Queens (N.Y.)	1993	20	103	5.2
Jess Dlabola, Adelphia	2003	27	140	5.2
Debbie Moore, New Haven	1993	27	138	5.1
Nakisha Reaves, Fort Valley St.	1998	27	137	5.1
Nana LuKengu Corts, St. Rose	†2001	30	152	5.1
Celia Mitchell, C.W. Post	1997	25	126	5.0
Natasha Molock, Metro St.	†2004	28	140	5.0
Yolanda Griffith, Fla. Atlantic	1993	22	109	5.0

*Record. †National leader.

Top Season Performances By Class

SCORING AVERAGE

Class	Player, Team	Season	G	FG	3FG	FT	Pts.	Avg.
Senior	Jackie Givens, Fort Valley St.	1991	28	369	120	217	1,075	38.4
Junior	Kim Brewington, Johnson C. Smith	1990	28	312	62	222	908	32.4
Soph.	Stella Cannon, LeMoyne-Owen	1990	25	259	77	147	742	29.7
Fresh.	Tysell Bozeman, Felician	2003	27	420	31	145	1,016	37.6

FIELD-GOAL PERCENTAGE

Class	Player, Team	Season	G	FG	FGA	Pct.
Senior	Deidre Williams, Valdosta St.	1996	27	219	288	.760
Junior	Corinne Vanderwal, California (Pa.)	1992	26	156	228	.684
Soph.	Melanie Carter, Abilene Christian	2002	24	165	243	.679
Fresh.	Missy Taylor, Oakland City	1993	29	267	385	.694

THREE-POINT FIELD GOAL PERCENTAGE

(minimum 2.0 made per game)

Class	Player, Team	Season	G	3FG	3FGA	Pct.
Senior	Durene Heisler, North Dakota	1990	31	63	112	.563
Junior	Krista Bernadt, Wayne St. (Neb.)	2000	28	73	132	.553
Soph.	Michelle Bruns, Southwest Minn. St.	2003	31	73	139	.525
Fresh.	Monica Steinhoff, Mo.-St. Louis	1989	27	60	117	.513

FREE-THROW PERCENTAGE

Class	Player, Team	Season	G	FT	FTA	Pct.
Senior	Katie Murphy, IUPUI	1996	23	84	90	.933
Junior	Christine Kane, Assumption	2001	28	78	86	.907
Soph.	Kelly Jewett, Franklin Pierce	1992	31	112	121	.926
Fresh.	Teena Merrell, IPFW	1987	26	69	76	.908

THREE-POINT FIELD GOALS PER GAME

Class	Player, Team	Season	G	3FG	Avg.
Senior	Lisa Blackman-Phillips, West Ga.	1989	29	138	4.8
Junior	Janell Gerk, S.C.-Aiken	2000	28	120	4.3
Soph.	Jenni Miller, Pittsburg St.	1995	29	116	4.0
Fresh.	Lorie Martinez, Tex. A&M-Kingsville	1998	26	104	4.0

REBOUND AVERAGE

Class	Player, Team	Season	G	Reb.	Avg.
Senior	Norma Knight, Norfolk St.	1983	26	472	18.2
Junior	Chanel Hamilton, Dist. Columbia	1983	19	399	21.0
Soph.	Von Fulmore, N.C. Central	1986	26	464	17.8
Fresh.	Francine Perry, Quinnipiac	1982	28	635	22.7

ASSIST AVERAGE

Class	Player, Team	Season	G	Ast.	Avg.
Senior	Selina Bynum, Albany St. (Ga.)	1993	26	280	10.8
Junior	Selina Bynum, Albany St. (Ga.)	1992	26	309	11.9
Soph.	Selina Bynum, Albany St. (Ga.)	1991	26	274	10.5
Fresh.	Joanna Bernabei, West Liberty St.	1994	27	239	8.9

BLOCKED-SHOT AVERAGE

Class	Player, Team	Season	G	Blk.	Avg.
Senior	Rebecca Hanson, Pace	1994	31	194	6.3
Junior	Jaana Kotova, West Liberty St.	2001	30	159	5.3
Soph.	LaKisha Phifer, St. Paul's	1997	26	168	6.5
Fresh.	LaKisha Phifer, St. Paul's	1996	25	219	8.8

STEAL AVERAGE

Class	Player, Team	Season	G	Stl.	Avg.
Senior	Gema Robles, Millersville	2003	29	171	5.9
Junior	Hayley Blue, Charleston (W.V.)	1999	28	192	6.9
Soph.	Hayley Blue, Charleston (W.V.)	1997	27	155	5.7
Fresh.	Carone Harris, Central Ark.	2002	31	188	6.1

Top Season Performances By A Freshman

POINTS

Player, Team	Season	G	FG	3FG	FT	Pts.
Tysell Bozeman, Felician	2003	27	420	31	145	1,016
Emily Brister, West Tex. A&M	2006	32	205	70	196	676
Gladys Horton, LeMoyné-Owen	1991	24	206	57	156	625
Latina Bullock, Norfolk St.	1994	31	196	5	222	619
Claudia Schleyer, Abilene Christian	1983	29	237	—	142	616

SCORING AVERAGE

Player, Team	Season	G	FG	3FG	FT	Pts.	Avg.
Tysell Bozeman, Felician	2003	27	420	31	145	1,016	37.6
Gladys Horton, LeMoyné-Owen	1991	24	206	57	156	625	26.0
Devonia Green, Clark Atlanta	1983	25	245	—	115	605	24.2
Sherri Reddicks, Albany St. (Ga.)	1991	24	231	0	83	545	22.7
Sanja Radenkovic, Florida Tech	1995	26	220	41	93	574	22.1

FIELD-GOAL PERCENTAGE

Player, Team	Season	G	FG	FGA	Pct.
Missy Taylor, Oakland City	1993	29	267	385	.694
Melanie Carter, Abilene Christian	2001	28	206	303	.680
Darla Leavitt, West Tex. A&M	1991	27	145	215	.674
Tarra Blackwell, Fla. Southern	1995	32	239	361	.662
Crystal Clary, Lenoir-Rhyne	2004	28	256	390	.656

THREE-POINT FIELD-GOAL PERCENTAGE

(minimum 2.0 made per game)

Player, Team	Season	G	3FG	3FGA	Pct.
Monica Steinhoff, Mo.-St. Louis	1989	27	60	117	.513
Kelly Tomlin, West Ala.	1993	26	56	110	.509
Paige Powers, Metro St.	2005	31	79	163	.485
Jessie Roeth, West Va. Wesleyan	2001	26	60	128	.469
Renae Luecke, South Dakota	2003	31	70	151	.464

THREE-POINT FIELD GOALS PER GAME

Player, Team	Season	G	3FG	Avg.
Lorie Martinez, Tex. A&M-Kingsville	1998	26	104	4.0
Laura Crowley, Rockhurst	1999	27	103	3.8
Sarah Reese, Pfeiffer	2004	28	100	3.6
Vaida Turauskaite, Gardner-Webb	1998	26	89	3.4
Mary Nesbit, Keene St.	1988	29	98	3.4

FREE-THROW PERCENTAGE

Player, Team	Season	G	FT	FTA	Pct.
Teena Merrell, IPFW	1987	26	69	76	.908
Kelly Legler, Southern Ore.	1982	21	53	59	.898
Darlene Hildebrand, Philadelphia U.	1992	32	119	133	.895
Amber Rutherford, North Ala.	2006	27	128	144	.889
Melissa Jones, Bridgeport	1990	28	103	117	.880

REBOUNDS

Player, Team	Season	G	Reb.
Francine Perry, Quinnipiac	1982	28	635
Stacey Gillespie, Mercy	1983	32	428
Krista Kandere, St. Rose	1995	31	412
Celeste Trahan, Elizabeth City St.	2005	29	398
Joy Jeter, New Haven	1986	28	378

REBOUND AVERAGE

Player, Team	Season	G	Reb.	Avg.
Francine Perry, Quinnipiac	1982	28	635	22.7
Sherri Reddicks, Albany St. (Ga.)	1991	24	338	14.1
Mary Kay Lynch, Gannon	1982	21	291	13.9
Celeste Trahan, Elizabeth City St.	2005	29	398	13.7
Krista Kandere, St. Rose	1995	31	412	13.3

ASSISTS

Player, Team	Season	G	Ast.
Missy Wolfe, Bentley	1989	34	240
Joanna Bernabei, West Liberty St.	1994	27	239
Diane Hoch, Mo. Southern St.	1989	29	201
Lisa Perry, West Liberty St.	2005	27	199
Kenisha Ferguson, Dowling	1997	28	195

ASSIST AVERAGE

Player, Team	Season	G	Ast.	Avg.
Joanna Bernabei, West Liberty St.	1994	27	239	8.9
Lisa Perry, West Liberty St.	2005	27	199	7.4
Missy Wolfe, Bentley	1989	34	240	7.1
Kenisha Ferguson, Dowling	1997	28	195	7.0
Diane Hoch, Mo. Southern St.	1989	29	201	6.9
Latisha Martin, Oakland	1999	27	186	6.9

BLOCKED SHOTS

Player, Team	Season	G	Blk.
LaKisha Phifer, St. Paul's	1996	25	219
Lauren Harris, Kennesaw St.	2005	30	161
Blake Johnson, Carson-Newman	2005	33	128
Missy Taylor, Oakland City	1993	29	127
Brooke Johnson, Carson-Newman	2005	33	118

BLOCKED-SHOT AVERAGE

Player, Team	Season	G	Blk.	Avg.
LaKisha Phifer, St. Paul's	1996	25	219	8.8
Lauren Harris, Kennesaw St.	2005	30	161	5.4
Missy Taylor, Oakland City	1993	29	127	4.4
Cara Melton, Montevallo	2000	24	98	4.1
Brooke Johnson, Carson-Newman	2005	33	128	3.9

STEALS

Player, Team	Season	G	Stl.
Carone Harris, Central Ark.	2002	31	188
Emily Brister, West Tex. A&M	2006	32	132
Annie Hiethoff, Mo. Western St.	1998	33	128
Tysell Bozeman, Felician	2003	27	128
Lovee McKinney, Newberry	1995	27	117

STEAL AVERAGE

Player, Team	Season	G	Stl.	Avg.
Carone Harris, Central Ark.	2002	31	188	6.1
Tysell Bozeman, Felician	2003	27	128	4.7
Lovee McKinney, Newberry	1995	27	117	4.3
Beth Hein, Molloy	1994	26	108	4.2
Emily Brister, West Tex. A&M	2006	32	132	4.1
Christy Bromley, Augusta St.	1997	27	111	4.1
Melissa Gavin, Rollins	1994	28	114	4.1

Career Records

POINTS

Player, Team	Seasons	G	FG	3FG	FT	Pts.
Dina Kangas, Minn. Duluth	1988-91	124	*1,170	25	445	*2,810
Claudia Schleyer, Abilene Christian	1983-86	114	1,074	—	622	2,770
Shannon Williams, Valdosta St.	1987-90	105	1,003	0	630	2,636
Karen Curtis, High Point	1995-98	115	1,027	107	451	2,612
Angie Hupfer, St. Joseph's (Ind.)	1997-00	108	932	111	535	2,510
Tammy Greene, Philadelphia U.	1991-94	119	914	93	569	2,490
Jennifer Clarkson, Abilene Christian	1993-96	118	861	9	732	2,463
Carone Harris, Central Ark.	2002-05	132	790	271	597	2,448
Lisa Miller, IPFW	1989-92	111	808	1	741	2,358
Amy Wilhelm, Morningside	1984-87	114	988	—	356	2,332
Joy Jeter, New Haven	1986-89	122	869	1	560	2,299
Jenny Crouse, North Dakota	1996-99	127	924	1	435	2,284
Jeannette Yeoman, St. Joseph's (Ind.)	1987-90	120	864	142	410	2,280
Jackie Givens, Fort Valley St.	1988-91	107	832	245	368	2,277
LeAnn Freeland, Southern Ind.	1994-97	115	887	4	491	2,269
Lisa Lee, Charleston (W.V.)	2003-06	129	881	2	496	2,260
Darcy Stracke, Neb.-Kearney/ Neb.-Omaha	1997-99, 00	116	842	90	480	2,254
Niki Bracken, Cal Poly Pomona	1987-90	126	955	0	336	2,246
Kammy Brown, Virginia St.	1987-90	110	887	56	412	2,242
Robin Graul, Alas. Anchorage	1986-89	111	819	1	598	2,237
Kasey Morlock, North Dakota St.	1994-97	125	798	3	634	2,233
Jennifer Brabson, Francis Marion	1997-00	124	665	182	705	2,217
Heather Garay, Humboldt St./ Cal St. Bakersfield	2000-03	105	825	0	545	2,195
Juana Garcia, American Int'l	1993-96	118	894	39	362	2,189
Lynette Richardson, Florida Int'l	1983-86	105	893	—	401	2,187

*Record.

SCORING AVERAGE

(minimum 1,300 points)

Player, Team	Seasons	G	FG	3FG	FT	Pts.	Avg.
Paulette King, Florida Tech	1992-93	59	632	2	402	1,668	28.3
Nicole Collins, Angelo St.	1994-95	53	500	132	217	1,349	25.5
Shannon Williams, Valdosta St.	1987-90	105	1,003	0	630	2,636	25.1
Peggy Taylor, Howard Payne	1983-84	56	562	—	280	1,404	25.1
Stacey Cunningham, Shippensburg	1982-84	71	692	—	379	1,763	24.8
Shelley Altrogge, Mont. St.-Billings	1989-91	56	536	0	310	1,382	24.7
Claudia Schleyer, Abilene Christian	1983-86	114	1,074	—	622	2,770	24.3
Charlotte Powell, Salem Int'l	1995-96	60	526	127	252	1,431	23.9
Angie Hupfer, St. Joseph's (Ind.)	1997-00	108	932	111	535	2,510	23.2
Karen Curtis, High Point	1995-98	115	1,027	107	451	2,612	22.7
Dina Kangas, Minn. Duluth	1988-91	124	*1,170	25	445	*2,810	22.7
Brenda Shaffer-Dahl, Washburn	1989-90	63	564	83	213	1,424	22.6
Annette Wiles, Fort Hays St.	1989-91	92	858	0	344	2,060	22.4
Sheila Lindsey, Franklin Pierce	1987-88	62	604	0	163	1,371	22.1
Attala Young, Erskine	1992-95	93	775	1	497	2,048	22.0
Malissa Stephenson, Dist. Columbia	1986-89	97	807	1	516	2,131	22.0
Theresa Lorenzi, Bloomsburg	1986-89	100	975	0	223	2,173	21.7
Carmelia Bloodsaw, Alabama A&M	1992-94	82	609	223	340	1,781	21.7
Jackie Givens, Fort Valley St.	1988-91	107	832	245	368	2,277	21.3
Lisa Miller, IPFW	1989-92	111	808	1	741	2,358	21.2
Kim Brewington, Johnson C. Smith	1987-90	82	625	139	335	1,724	21.0
Tina Martin, Lock Haven	1983-86	103	918	—	321	2,157	20.9
Tammy Greene, Philadelphia U.	1991-94	119	914	93	569	2,490	20.9
Jennifer Clarkson, Abilene Christian	1993-96	118	861	9	732	2,463	20.9
Heather Garay, Humboldt St./Cal St. Bakersfield	2000-03	105	825	0	545	2,195	20.9

*Record.



Photo by West Ga. Sports Information

Lisa Blackmon-Phillips of West Georgia leads Division II in career three-point field goals per game with 4.3.

FIELD-GOAL PERCENTAGE

(minimum 400 field goals made)

Player, Team	Seasons	G	FG	FGA	Pct.
Deidre Williams, Valdosta St.	1993-96	106	490	725	*67.6
Angela Watson, Central Ark.	1994-96	112	757	1,127	67.2
Becky Marquardt-King, Lake Superior St.	2003-06	118	582	874	66.6
Tracy Payne, St. Joseph's (Ind.)	1986-89	118	751	1,147	65.5
Jackie Bucher, Abilene Christian	1998-00	68	538	826	65.1
Candace Fincher, Valdosta St.	1984-87	111	594	931	63.8
LaTanya Patty, Delta St.	1990-93	123	866	1,361	63.6
Jenny Crouse, North Dakota	1996-99	127	924	1,474	62.7
Jennifer Clarkson, Abilene Christian	1993-96	118	861	1,374	62.7
Tarra Blackwell, Fla. Southern	1995-98	120	819	1,319	62.1
Kelly Easton, West Liberty St.	1997-00	95	516	834	61.9
Cynthia Bridges, Fort Valley St.	1992-95	116	535	867	61.7
Janice Washington, Valdosta St.	1982-84	87	586	954	61.4
Shelly Trego, Shippensburg	1989-92	102	401	654	61.3
Jeanette Polk, Augusta St.	1993-94	55	543	886	61.3
LeAnn Freeland, Southern Ind.	1994-97	115	887	1,449	61.2
Mabel Sanders, Savannah St.	1989-92	106	817	1,343	60.8
Sharonda O'Bannon, Bellarmine	1989-92	77	466	772	60.4
Bridget Lindquist, Augustana (S.D.)	1988-91	107	427	709	60.2
Shevon Gibbons, Norwich/Bentley	2002-05	131	732	1,216	60.2
Lindsey Dietz, Minn. Duluth	2003-06	104	741	1,231	60.2
Julie Szykowny, Gannon	1992-95	99	449	750	59.9
Karyn Marshall, Bryant	1983-86	111	824	1,379	59.8
Pat Colon, Southeast Mo. St.	1984-87	117	875	1,462	59.8
Annette Wiles, Fort Hays St.	1989-91	92	858	1,436	59.7

*Record.

THREE-POINT FIELD GOALS

Player, Team	Seasons	G	3FG
Lorie Martinez, Tex. A&M-Kingsville	1998-01	117	*385
Sarah Condra, Christian Bros.	2000-02, 04	114	368
Amy Coon, Clarion	1991-94	121	365
Jenni Miller, Pittsburg St.	1994-97	111	364
Mary Nesbit, Keene St.	1988-91	118	340
Shannon Coakley, Clarion	1991-94	118	332
Diane Dittburner, Northern Colo./Cal St. Bakersfield	1999-00, 02-03	117	328
Kelli Ritzer, Minn. Duluth	1988-91	128	325
Tara Johnson, West Liberty St.	2001-04	114	321
Katie Bohus, West Liberty St.	1998-01	115	316
Kristen Breen, Southern Conn. St.	1996-99	108	300
Jacki Windon, Gannon	1998-01	112	299
Betsy Bergdoll, Queens (N.C.)	1991-93	81	294
Patricia Vigil, N.M. Highlands	1998-02	106	286
Tori Lindbeck, Tampa	1992-95	107	280
Shelby Petersen, South Dakota	1991-94	107	271
Carey Jewell, Lewis	1997-00	109	271
Carone Harris, Central Ark.	2002-05	132	271
Chris Mitchum, Presbyterian	1993-96	113	270
Kelli Anne Goble, Angelo St.	2001-04	119	268
Colleen Sheridan, St. Rose	1997-00	130	266
Laura Hanson, Minn. Duluth	1998-01	117	265
Deanna Richard, Oakland	1993-96	116	264
Kelli Britz, North Dakota	1994-97	120	264
Katie Bright, Davis & Elkins	2003-06	111	263

*Record.

THREE-POINT FIELD GOALS PER GAME

(minimum 150 three-point field goals made)

Player, Team	Seasons	G	3FG	Avg.
Lisa Blackmon-Phillips, West Ga.	1988-89	51	219	*4.3
Betsy Bergdoll, Queens (N.C.)	1991-93	81	294	3.6
Terri Haynes, Mo. Southern St.	1990-91	54	180	3.3
Lorie Martinez, Tex. A&M-Kingsville	1998-01	117	*385	3.3
Jackie Dolberry, Hampton	1988-89	62	204	3.3
Jenni Miller, Pittsburg St.	1994-97	111	364	3.3
Armeda Flores, Adams St.	1993-94	54	174	3.2
Laura Satterfield, Mo.-St. Louis	1994-95	56	178	3.2
Sarah Condra, Christian Bros.	2000-02, 04	114	368	3.2
Janell Gerk, S.C.-Aiken	2000-01	55	173	3.2
Tammy Brown, Fayetteville St.	1997-98	56	175	3.1
Lisa Kurtenbach, South Dakota St.	1988-89	58	179	3.1
Amy Coon, Clarion	1991-94	121	365	3.0
Michelle Butler, West Ala.	1989-90	54	157	2.9
Mary Nesbit, Keene St.	1988-91	118	340	2.9
Jessica Burkholder, Central Mo. St.	1997-98	59	169	2.9
Sonya Harlin, Mo. Southern St.	1994-95	58	165	2.8
Shannon Coakley, Clarion	1991-94	118	332	2.8
Kristen Breen, Southern Conn. St.	1996-99	108	300	2.8
Katie Bohus, West Liberty St.	1998-01	115	316	2.8

Player, Team	Seasons	G	3FG	Avg.
Dianne Dittburner, Northern Colo./ Cal St. Bakersfield	1999-00, 02-03	117	328	2.8
Tara Johnson, West Liberty St.	2001-04	114	321	2.8
Christina Ortega, Mo. Southern St.	1992-93	58	158	2.7
Carmelia Bloodsaw, Alabama A&M	1992-94	82	223	2.7
Bell Powell, Fort Valley St.	1990-91	57	153	2.7
Jacki Windon, Gannon	1998-01	112	299	2.7

*Record.

THREE-POINT FIELD-GOAL PERCENTAGE

(minimum 150 three-point field goals made)

Player, Team	Seasons	G	3FG	3FGA	Pct.
Angie Dobbs, Navy	1989-91	73	160	340	*47.1
Greta Fadness, Alas. Anchorage	1988-91	105	164	353	46.5
Darlene Hildebrand, Philadelphia U.	1992-95	120	222	497	44.7
Beth Swift, Neb.-Kearney	1998-02	110	247	558	44.3
Deb Pope, Southern Ind.	1993-96	99	184	416	44.2
Colleen Sheridan, St. Rose	1997-00	130	266	605	44.0
Trish Van Diggelen, Mo.-Rolla	1989-92	108	219	499	43.9
Becky Davison, Bentley	2001-04	130	156	355	43.9
Tricia Floyd, Neb.-Omaha	1989-92	108	155	357	43.4
Amy Winslow, Mont. St.-Billings	1996-99	115	194	448	43.3
Krista Bernadt, Wayne St. (Neb.)	1998-01	111	200	463	43.2
Nicole Gruntorad, Neb.-Kearney/Wayne St. (Neb.)	2003-06	121	216	502	43.0
Laurie Melum, Augustana (S.D.)	1994-97	103	221	521	42.4
Becky McKinley, Bellarmine	1994-96	72	150	355	42.3
Terri Haynes, Mo. Southern St.	1990-91	54	180	427	42.2
Julie Dale, Southern Conn. St.	1988-90	81	150	356	42.1
Lisa Kurtenbach, South Dakota St.	1988-89	58	179	427	41.9
Amber Anderson, UC-Colo. Spgs.	1993-96	93	153	365	41.9
Teena Merrell, IPFW	1988-90	80	151	363	41.6
Tara Johnson, West Liberty St.	2001-04	114	321	781	41.1
Meshach Rhoades, Regis (Colo.)	1998-01	111	208	507	41.0
Betsy Bergdoll, Queens (N.C.)	1991-93	81	294	723	40.7
Melissa Graham, Indianapolis	1992-95	111	224	552	40.6
Sascha Hansen, St. Cloud St.	2003-06	121	185	456	40.6
Amy Swanson, Minn. St. Mankato	1993-96	108	217	535	40.6

*Record.

FREE-THROW PERCENTAGE

(minimum 250 free throws made)

Player, Team	Seasons	G	FT	FTA	Pct.
Darlene Hildebrand, Philadelphia U.	1992-95	120	547	618	*88.5
Kerri Lang, St. Anselm	1988-91	116	369	421	87.6
Jill Razor, Rollins	1998-01	121	657	755	87.0
Anita Cooper, Hampton	1983-86	118	271	313	86.6
Betsy Foy, GC&SU	1999-02	86	501	582	86.1
Samantha Connor, Pitt.-Johnstown	2003-06	108	260	303	85.8
Sarah Howard, St. Cloud St.	1985-88	113	382	447	85.5
Mary Fisher, Michigan Tech	1984-87	95	250	293	85.3
Amy Kessler, Pitt.-Johnstown	1989-92	111	291	344	84.6
Julie Szabo, S.C.-Aiken	2000-03	116	303	358	84.6
Sara Belanger, Minn. Duluth	1993-96	116	302	358	84.3
Michelle Vorst, Findlay	2004-06	79	355	422	84.1
Jessica Wollaston, Rollins	1996-99	115	391	467	83.7
Kelly West, West Liberty St.	2001-04	124	415	496	83.7
Caroline Schieve, Wis.-Parkside	2003-06	94	280	335	85.6
Bridgett Moore, Valdosta St.	1984-87	113	264	316	83.5
Paulette King, Florida Tech	1992-93	59	402	482	83.4
Amy Wilhelm, Morningside	1984-87	114	356	427	83.4
Toni Leopard, Presbyterian	1999-02	120	446	535	83.4
Becky Davison, Bentley	2001-04	123	261	313	83.4
Jenni Miller, Pittsburg St.	1994-97	111	255	306	83.3
Karen Wusinich, Philadelphia U.	1996-97, 99-00	119	428	514	83.3
Julie Eisenschenk, St. Cloud St.	1986-89	109	277	333	83.2
Kathleen Shippee, St. Anselm	1992-95	117	297	357	83.1
Nikki Olberding, Washburn	1995-98	112	384	462	83.1

*Record.

REBOUNDS

Player, Team	Seasons	G	Reb.
Francine Perry, Quinnipiac	1982-85	103	*1,626
Stacey Gillespie, Mercy	1983-86	117	1,617
Tracy Linton, Jacksonville St.	1990-93	116	1,530
Ashley Totedo, Shippensburg	1996-99	127	1,489
Joy Jeter, New Haven	1986-89	122	1,486
Kimberly Oates, Fort Valley St.	1986-89	110	1,448
Mabel Sanders, Savannah St.	1989-92	106	1,405
Trina Easley, San Fran. St.	1982-85	114	1,361
Vincene Morris, Philadelphia U.	1983-86	110	1,335
Tracy Spolden, Valdosta St.	1998-01	107	1,331
Dina Kangas, Minn. Duluth	1988-91	124	1,320

Player, Team	Seasons	G	Reb.
Carrolyn Burke, Queens (N.Y.)	1993-96	96	1,283
Jennifer DiMaggio, Pace	1985-88	116	1,254
Juana Garcia, American Int'l.	1992-96	118	1,223
Shelia Seward, Fayetteville St.	1987-90	100	1,211
Deb Schneider, Mansfield	1983-86	99	1,207
Becky Siembak, Slippery Rock/California (Pa.)	2001-04	125	1,203
Mary Kay Lynch, Gannon	1982-85	99	1,194
Kim Ambrose, Shaw	1982-85	89	1,191
Keauna Vinson, High Point/Barton	2003, 04-06	112	1,182
Jenny Crouse, North Dakota	1996-99	127	1,145
Jennifer Clarkson, Abilene Christian	1993-96	118	1,144
Kay Goodwin, Tex. A&M-Kingsville	1982-84	83	1,125
Heather Garay, Humboldt St./Cal St. Bakersfield	2000-03	105	1,093
Claudia Schleyer, Abilene Christian	1983-86	114	1,086

*Record.

REBOUND AVERAGE

(minimum 900 rebounds)

Player, Team	Seasons	G	Reb.	Avg.
Norma Knight, Norfolk St.	1982-83	51	937	*18.4
Francine Perry, Quinnipiac	1982-85	103	*1,626	15.8
Jean Millen, Bloomsburg	1983-86	66	940	14.2
Stacey Gillespie, Mercy	1983-86	117	1,617	13.8
Kay Goodwin, Tex. A&M-Kingsville	1982-84	83	1,125	13.6
Kim Ambrose, Shaw	1982-85	89	1,191	13.4
Carrolyn Burke, Queens (N.Y.)	1993-96	96	1,283	13.4
Mabel Sanders, Savannah St.	1989-92	106	1,405	13.3
Tracy Linton, Jacksonville St.	1990-93	116	1,530	13.2
Kimberly Oates, Fort Valley St.	1986-89	110	1,448	13.2
Tracy Spolden, Valdosta St.	1998-01	107	1,331	12.4
Deb Schneider, Mansfield	1983-86	99	1,207	12.2
Joy Jeter, New Haven	1986-89	122	1,486	12.2
Vincene Morris, Philadelphia U.	1983-86	110	1,335	12.1
Shelia Seward, Fayetteville St.	1987-90	100	1,211	12.1
Mary Kay Lynch, Gannon	1982-85	99	1,194	12.1
Trina Easley, San Fran. St.	1982-85	114	1,361	11.9
Ashley Totedo, Shippensburg	1996-99	127	1,489	11.7

*Record.

ASSISTS

Player, Team	Seasons	G	Ast.
Joanna Bernabei, West Liberty St.	1994-97	116	*1,107
Lisa Rice, Norfolk St.	1992-95	124	1,067
Selina Bynum, Albany St. (Ga.)	1990-93	107	927
Kelly West, West Liberty St.	2001-04	124	899
Adrienne Harlow, West Liberty St.	1998-01	119	843
Pam Cummings, Northwest Mo. St.	1995-98	107	822
Jody Hill, Pace	1991-94	123	807
Hayley Blue, Charleston (W.V.)	1996-99	113	775
Megan Storck, California (Pa.)	2003-06	134	767
Kim Abts, Cal St. Chico	2002-05	111	747
Missy Wolfe, Bentley	1989-92	115	709
Kim Manifesto, Portland St.	1993-96	119	698
Nikki Leibold, Northern Mich.	1990-93	113	695
Jennifer Radosevic, St. Joseph's (Ind.)	1989-91	88	692
Amy Acker, Pace	1984-88	114	690
Callie Iorfido, Edinboro	2003-06	107	682



Quinnipiac standout Francine Perry set the Division II career rebound mark after amassing 1,626 from 1982-85.

Photo by Quinnipiac Sports Information

DIVISION II

Player, Team	Seasons	G	Asst.
Kris Manske, Northern Mich.	1995-98	122	680
Susan Anderson, Minn. Duluth	1998-01	119	670
Shani Baraka, Johnson C. Smith	1991-94	111	668
Lori Richelderfer, California (Pa.)	1991-94	108	660
Lisa Monteleone, Bentley	1985-88	119	656
Tammy Wood, California (Pa.)	1989-92	105	656
Meshach Rhoades, Regis (Colo.)	1998-01	111	652
Lorraine Lynch, Dist. Columbia	1994-96	74	650
Kelly Parker, Central Okla.	1996-99	106	645
Jaime Pudenz, North Dakota	1997-00	126	645

*Record.

ASSIST AVERAGE

(minimum 500 assists)

Player, Team	Seasons	G	Asst.	Avg.
Joanna Bernabei, West Liberty St.	1994-97	116	*1,107	*9.5
Hayley Lyslund, Augusta St.	1995-96	56	510	9.1
Lorraine Lynch, Dist. Columbia	1994-96	74	650	8.8
Selina Bynum, Albany St. (Ga.)	1990-93	107	927	8.7
Lisa Rice, Norfolk St.	1992-95	124	1,067	8.6
Tara Reardon, Queens (N.Y.)	1989-90, 93	73	617	8.5
Jennifer Radosevic, St. Joseph's (Ind.)	1989-91	88	692	7.9
Pam Cummings, Northwest Mo. St.	1995-98	107	822	7.7
Kelly West, West Liberty St.	2001-04	124	899	7.3
Adrienne Harlow, West Liberty St.	1998-01	119	843	7.1
Hayley Blue, Charleston (W.V.)	1996-99	113	775	6.9
Kim Abts, Cal St. Chico	2002-05	111	747	6.7
Jody Hill, Pace	1991-94	123	807	6.6
Debbie Miller, Seattle Pacific	1995, 97-98	86	558	6.5
Callie Iorfido, Edinboro	2003-06	107	682	6.4
Tammy Wood, California (Pa.)	1989-92	105	656	6.2
Lisa Houska, Mo.-St. Louis	1989-91	81	502	6.2
Missy Wolfe, Bentley	1989-92	115	709	6.2
Amy Acker, Pace	1984-88	114	690	6.1
Nikki Leibold, Northern Mich.	1990-93	113	695	6.1
Lori Richelderfer, California (Pa.)	1991-94	108	660	6.1
Paula Light, Millersville	1990-93	98	597	6.1
Dinah Jowers, Pace	1993-96	102	621	6.1
Kelly Parker, Central Okla.	1996-99	106	645	6.1
Jennifer Edgar, Troy	1990-93	107	644	6.0
Shani Baraka, Johnson C. Smith	1991-94	111	668	6.0

*Record.

BLOCKED SHOTS

Player, Team	Seasons	G	Blk.
LaKisha Phifer, St. Paul's	1996-97, 99	76	*533
Jenny Crouse, North Dakota	1996-99	127	494
Rebecca Hanson, Pace	1991-94	119	485
Brittney Kroon, Seattle Pacific	2003-06	121	419
Aukse Steponaviciute, Abilene Christian	1994-97	123	392
Tracy Spolden, Valdosta St.	1998-01	107	354
Kelly Borch, St. Michael's	1996-99	101	347
Evija Azace, St. Rose	1996-99	86	322
Andrea Sunday, St. Anselm	1993-95	91	315
Ashley Totedo, Shippensburg	1996-99	127	315
Brandi Green, West Tex. A&M	1998-01	118	311
Julie Tarrance, Livingstone	1998-01	97	303
Meri Lou Gonzalez, Bellarmine	1995-98	111	279
Robyn Milne, Mont. St.-Billings	2002-05	104	278
Tiffney Taylor, Fort Valley St.	1996-99	118	275
Susan Luecke, Mesa St.	1997-00	115	272
Jessie Henigman, Mont. St.-Billings	2000-03	112	272
Tonya Roper, Wingate	1993-94	56	267
Cara Melton, Montevallo	1999-02	73	255
Suzie Gyarfas, California (Pa.)	2001-03	66	254
Emily Anspach, Le Moyne	1993-96	107	253
Tammy Daniels, Fort Valley St.	1996-99	115	252
Jaana Kotova, West Liberty St.	2001-02	58	251
Rashida Brooks, Bowie St.	1996-99	121	243
Debbie Stiles, Franklin Pierce	1996-99	92	237

*Record.

BLOCKED-SHOT AVERAGE

(minimum 200 blocked shots)

Player, Team	Seasons	G	Blk.	Avg.
LaKisha Phifer, St. Paul's	1996-97, 99	76	*533	*7.0
Tonya Roper, Wingate	1993-94	56	267	4.8
Jaana Kotova, West Liberty St.	2001-02	58	251	4.3
Rebecca Hanson, Pace	1991-94	119	485	4.1
Jenny Crouse, North Dakota	1996-99	127	494	3.9
Evija Azace, St. Rose	1996-99	86	322	3.7
Brittney Kroon, Seattle Pacific	2003-06	121	419	3.5
Andrea Sunday, St. Anselm	1993-95	91	315	3.5

Player, Team	Seasons	G	Blk.	Avg.
Kelly Borch, St. Michael's	1996-99	101	347	3.4
Tracy Spolden, Valdosta St.	1998-01	107	354	3.3
Aukse Steponaviciute, Abilene Christian	1994-97	123	392	3.2
Julie Tarrance, Livingstone	1998-01	97	303	3.1
Tonya Foster, Mo. Western St.	1994-95	66	203	3.1
Robyn Milne, Mont. St.-Billings	2002-05	104	278	2.7
Brandi Green, West Tex. A&M	1998-01	118	311	2.6
Debbie Stiles, Franklin Pierce	1996-99	92	237	2.6
Christina Hallins, Fayetteville St.	1994-96	83	213	2.6
Der Shawna Anderson, Alderson-Broaddus	1995-97	87	220	2.5
Meri Lou Gonzalez, Bellarmine	1995-98	111	279	2.5
Ashley Totedo, Shippensburg	1996-99	127	315	2.5
Amba Kongolo, N.C. Central	1999-02	90	225	2.5
Susan Luecke, Mesa St.	1997-00	115	272	2.4
Emily Anspach, Le Moyne	1993-96	107	253	2.4
Amanda Brown, Winona St.	1998-01	99	233	2.4
Jessie Henigman, Mont. St.-Billings	2000-03	112	272	2.4

*Record.

STEALS

Player, Team	Seasons	G	Stl.
Carone Harris, Central Ark.	2002-05	132	*667
Hayley Blue, Charleston (W.V.)	1996-99	113	605
Kim Manifesto, Portland St.	1993-96	119	525
Tammy Walsh, Southampton	1994-97	111	465
Natoshia Williams, Fort Valley St.	1993-96	116	444
Lovee McKinney, Newberry	1995-98	105	424
Gema Robles, Millersville	2000-03	115	420
Safiyah Bashir, Millersville	1998-01	115	414
Kelley Kruger, San Fran. St.	1999-02	105	403
Nana LuKengu Courts, St. Rose	1999-01	95	396
Kris Manske, Northern Mich.	1995-98	122	391
Darcy Stracke, Neb.-Kearney/Neb.-Omaha	1997-99, 00	116	391
Shaunici Morgan, Fayetteville St.	1993-97	107	389
Annie Heithoff, Mo. Western St.	1998-01	125	383
Michelle Harrison, N.C. Central	1994-97	101	382
Jennifer Clarkson, Abilene Christian	1993-96	118	379
Janette Pieczynski, Shippensburg	1998-01	125	379
Karen Curtis, High Point	1995-98	115	377
Becky Barrett, Stonehill	1996-99	123	372
Lorraine Lynch, Dist. Columbia	1994-96	74	370
Celia Mitchell, C.W. Post	1995-98	95	369
Ilze Auzina, St. Rose	1994-97	119	365
Clara Goggins, Michigan Tech	1997-00	120	363
Megan Storck, California (Pa.)	2003-06	134	359
Allison Mullen, Southampton	1996-99	114	353

*Record.

STEAL AVERAGE

(Minimum 225 steals)

Player, Team	Seasons	G	Stl.	Avg.
Hayley Blue, Charleston (W.V.)	1996-99	113	605	*5.4
Carone Harris, Central Ark.	2002-05	132	*667	5.1
Lorraine Lynch, Dist. Columbia	1994-96	74	370	5.0
Valerie Curtis, Dist. Columbia	1993-95	67	318	4.7
Latasha Johnson, St. Leo	1994-95	51	228	4.5
Stephanie Hall, Charleston (W.V.)	1994-96	76	339	4.5
Kim Manifesto, Portland St.	1993-96	119	525	4.4
Queenie Edwards, Quinnipiac	1993-95	76	334	4.4
Rima Brazenas, Kennesaw St.	1999-00	61	267	4.4
Gladys Horton, LeMoyne-Owen	1993-95	57	248	4.4
Tammy Green, Philadelphia U.	1993-94	59	248	4.2
Tammy Walsh, Southampton	1994-97	111	465	4.2
Lovee McKinney, Newberry	1995-98	105	424	4.0
Cynthia Bridges, Fort Valley St.	1993-95	87	338	3.9
Celia Mitchell, C.W. Post	1995-98	95	369	3.9
Natoshia Williams, Fort Valley St.	1993-96	116	444	3.8
Michelle Harrison, N.C. Central	1994-97	101	382	3.8
Kelly Charron, Fla. Southern	1993-95	91	342	3.8
Kelley Kruger, San Fran. St.	1999-02	105	403	3.8
Lisa Rice, Norfolk St.	1993-95	92	336	3.7
Gema Robles, Millersville	2000-03	115	420	3.7
Safiyah Bashir, Millersville	1998-01	115	414	3.6
Alanda Danner, Lenoir-Rhyne	1993-96	94	336	3.6
Shaunici Morgan, Fayetteville St.	1993-97	107	389	3.6
Michelle Doonan, Stonehill	1993-95	93	320	3.4
Darcy Stracke, Neb.-Kearney/Neb.-Omaha	1997-99, 00	116	391	3.4

*Record.

2,000 POINTS & 1,000 REBOUNDS

Player, Team	Seasons	G	Pts.	Reb.
Dina Kangas, Minn. Duluth	1988-91	124	2,810	1,320
Claudia Schleyer, Abilene Christian	1983-86	114	2,770	1,086
Jennifer Clarkson, Abilene Christian	1993-96	118	2,463	1,144
Joy Jeter, New Haven	1986-89	122	2,299	1,486
Jenny Crouse, North Dakota	1996-99	127	2,284	1,145

Player, Team	Seasons	G	Pts.	Reb.
Lisa Lee, Charleston (W.V.)	2003-06	129	2,260	1,002
Niki Bracken, Cal Poly Pomona	1987-90	126	2,246	1,053
Heather Garay, Humboldt St./ Cal St. Bakersfield	2000-03	105	2,195	1,093
Juana Garcia, American Int'l	1992-96	118	2,189	1,223

Player, Team	Seasons	G	Pts.	Reb.
Jennifer DiMaggio, Pace	1985-88	116	2,125	1,254
Liz Davies, Gannon	1993-96	101	2,059	1,070
Ashley Totedo, Shippensburg	1996-99	127	2,050	1,489
Becky Siembak, Slippery Rock/California (Pa.)	2001-04	125	2,019	1,203
Trina Easley, San Fran. St.	1982-85	114	2,014	1,361

Annual Individual Champions

Scoring Average

Season	Player, Team	G	FG	3FG	FT	Pts.	Avg.
1982	Donna Hammond, UC Riverside	26	290	—	145	725	27.9
1983	Stacey Cunningham, Shippensburg	22	266	—	126	658	29.9
1984	Claudia Schleyer, Abilene Christian	26	250	—	153	653	25.1
1985	Yvonne Owens, Clark Atlanta	31	287	—	219	793	25.6
1986	Claudia Schleyer, Abilene Christian	28	293	—	184	770	27.5
1987	Theresa Lorenzi, Bloomsburg	25	282	—	84	648	25.9
1988	Mary Naughton, Stonehill	31	291	1	216	799	25.8
1989	Shannon Williams, Valdosta St.	26	251	0	196	698	26.8
1990	Kim Brewington, Johnson C. Smith	28	312	62	222	908	32.4
1991	Jackie Givens, Fort Valley St.	28	369	120	217	*1,075	*38.4
1992	Paulette King, Florida Tech	29	322	2	209	855	29.5
1993	Yolanda Griffith, Fla. Atlantic	22	262	0	97	621	28.2
1994	Tammy Greene, Philadelphia U.	30	278	27	199	782	26.1
1995	Shander Gary, Lynn†	20	235	0	149	619	31.0
1996	Lindy Jones, IPFW	28	240	51	196	727	26.0
1997	Joanna Cuprys, Kennesaw St.	31	289	92	137	807	26.0
1998	Konecka Drakeford, Johnson C. Smith	27	339	19	146	843	31.2
1999	Angie Hupfer, St. Joseph's (Ind.)	27	316	35	160	827	30.6
2000	Angie Hupfer, St. Joseph's (Ind.)	26	245	22	147	659	25.3
2001	Brandi Green, West Tex. A&M	27	255	0	127	637	23.6
2002	Heather Garay, Cal St. Bakersfield	29	265	0	183	713	24.6
2003	Tysell Bozeman, Felician	27	*420	31	145	1,016	37.6
2004	Candice Allen, Cal Poly Pomona	30	254	29	197	734	24.5
2005	Candice Allen, Cal Poly Pomona	26	247	47	186	727	28.0
2006	Jennifer Harris, Washburn	33	295	57	150	797	24.2

*Record. †Declared champion; with one more game played (making 77.8 percent), still would have highest average (29.5).

Field-Goal Percentage

Season	Player, Team	G	FG	FGA	Pct.
1982	Diane Velky, Quinnipiac	28	146	220	66.4
1983	Jackie Andrews, Morris Brown	22	134	200	67.0
1984	Janice Washington, Valdosta St.	33	308	489	63.0
1985	Sharon Lyke, Ulica	26	222	345	64.3
1986	Candace Fincher, Valdosta St.	27	185	277	66.8
1987	Tracy Payne, St. Joseph's (Ind.)	28	183	282	64.9
1988	Tracy Payne, St. Joseph's (Ind.)	31	242	368	65.8
1989	Tracy Payne, St. Joseph's (Ind.)	31	221	333	66.4
1990	Bridget Lindquist, Augustana (S.D.)	28	149	230	64.8
1991	Darla Leavitt, West Tex. A&M	27	145	215	67.4
1992	Corinne Vanderwal, California (Pa.)	26	156	228	68.4
1993	Missy Taylor, Oakland City	29	267	385	69.4
1994	Julie Szykowny, Gannon	26	157	233	67.4
1995	Tarra Blackwell, Fla. Southern	32	239	361	66.2
1996	Deidre Williams, Valdosta St.	27	219	288	*76.0
1997	Stacy Johnson, Delta St.	29	236	338	69.8
1998	Jenny Crouse, North Dakota	32	236	345	68.4
1999	Staci Elder, West Ala.	24	172	259	66.4
2000	Jackie Bucher, Abilene Christian	27	229	330	69.4
2001	Temeshia Dawkins, Wingate	30	190	274	69.3
2002	Melanie Carter, Abilene Christian	24	165	243	67.9
2003	Melissa Pater, South Dakota St.	35	267	411	65.0
2004	Nina Smith, Holy Family	26	191	279	68.5
2005	Sammy Kromm, Wis.-Parks	32	215	332	64.8
2006	Becky Marquardt-King, Lake Superior St.	29	202	284	71.1

*Record.

Three-Point Field Goals Per Game

Season	Player, Team	G	3FG	Avg.
1988	Lisa Blackmon-Phillips, West Ga.	22	81	3.7
1989	Lisa Blackmon-Phillips, West Ga.	29	*138	*4.8
1990	Michelle Butler, West Ala.	27	88	3.3
1991	Jackie Givens, Fort Valley St.	28	120	4.3
1992	Betsy Bergdoll, Queens (N.C.)	28	103	3.7
1993	Carolyn Brown, St. Augustine's	24	90	3.8
1994	Sharon Harris, Morris Brown	27	105	3.9
1995	Jenni Miller, Pittsburg St.	29	116	4.0
1996	Sheila Leopold, Lincoln (Mo.)	26	106	4.1

Season	Player, Team	G	3FG	Avg.
1997	Laurie Melum, Augustana (S.D.)	28	112	4.0
1998	Lorie Martinez, Tex. A&M-Kingsville	26	104	4.0
1999	Reagan Housch, Columbus St.	32	127	4.0
2000	Janell Gerk, S.C.-Aiken	27	111	4.1
2001	Takia Barnes, Dist. Columbia	27	86	3.2
2002	Sarah Condra, Christian Bros.	26	102	3.9
2003	Tara Johnson, West Liberty St.	32	122	3.8
2004	Tara Johnson, West Liberty St.	31	119	3.8
2005	Stacey Moore, West Liberty St.	27	120	4.4
2006	Ashley Reed, Fairmont St.	29	116	4.0

*Record.

Three-Point Field-Goal Percentage

Season	Player, Team	G	3FG	3FGA	Pct.
1988	Jackie Farnan, NYIT	26	58	114	50.9
1989	Trish Van Diggelen, Mo.-Rolla	25	43	81	53.1
1990	Durene Heisler, North Dakota	31	63	112	*56.3
1991	Greta Fadness, Alas. Anchorage	25	63	127	49.6
1992	Darlene Hildebrand, Philadelphia U.	32	48	95	50.5
1993	Kelly Tomlin, West Ala.	26	56	110	50.9
1994	Lisa Smith, Bluefield St.	29	60	125	48.0
1995	Deb Pope, Southern Ind.	27	74	146	50.7
1996	Stephanie Williams, West Tex. A&M	31	51	102	50.0
1997	Joanna Cuprys, Kennesaw St.	31	92	187	49.2
1998	Becky Mauck, North Ala.	25	45	80	*56.3
1999	Michele Tuchfarber, Northern Ky.	32	54	102	52.9
2000	Krista Bernadi, Wayne St. (Neb.)	28	73	132	55.3
2001	Beth Swift, Neb.-Kearney	30	74	157	47.1
2002	Lindsay Baker, Pitt.-Johnstown	27	68	142	47.9
2003	Michelle Bruns, Southwest Minn. St.	31	73	139	52.5
2004	Erin Moran, Indianapolis	32	67	130	51.5
2005	Kelly McRee, Grand Canyon	22	50	98	51.0
2006	Nicole Gruntorad, Wayne St. (Neb.)	31	69	142	48.6

*Record.

Free-Throw Percentage

Season	Player, Team	G	FT	FTA	Pct.
1982	Kelly Legler, Southern Ore.	21	53	59	89.8
1983	Cindy Pavell, New Haven	27	76	87	87.4

Season	Player, Team	G	FT	FTA	Pct.
1984	Margie Speaks, Ky. Wesleyan	23	58	65	89.2
1985	Lisa McGhee, West Ga.	26	81	91	89.0
1986	Kim Scamman, Northwest Mo. St.	27	96	109	88.1
1987	Teena Merrell, IPFW	26	69	76	90.8
1988	Sarah Howard, St. Cloud St.	28	111	123	90.2
1989	Dixie Horn, SIU Edwardsville	27	89	100	89.0
1990	Denise Nehme, Northern Colo.	28	88	98	89.8
1991	Kerri Lang, St. Anselm	31	92	102	90.2
1992	Kelly Jewett, Franklin Pierce	31	112	121	92.6
1993	Rena Aschoff, Portland St.	29	75	85	88.2
1994	Sara Belanger, Minn. Duluth	31	79	90	87.8
1995	Darlene Hildebrand, Philadelphia U.	31	210	230	91.3
1996	Katie Murphy, IUPUI	23	84	90	*93.3
1997	Meredith Galena, St. Anselm	29	90	101	89.1
1998	Becky Mauck, North Ala.	25	94	107	87.9
1999	Briana Abrahamson, Western Wash.	30	85	93	91.4
2000	Shanna Renken, Cal St. Dom. Hills	25	70	77	90.9
2001	Christine Kane, Assumption	28	78	86	90.7
2002	Molly Knobbe, Central Mo. St.	30	132	144	91.7
2003	Mary Kacic, Dowling	31	118	128	92.2
2004	Kiesha Mack, West Chester	29	73	80	91.3
2005	Adrienne Taalak, Alas. Fairbanks	23	93	101	92.1
2006	Kinsey Tucker, Harding	27	74	82	90.2

*Record.

Rebound Average

Season	Player, Team	G	Reb.	Avg.
1982	Francine Perry, Quinnipiac	28	*635	*22.7
1983	Chanel Hamilton, Dist. Columbia	19	399	21.0
1984	Kim Ambrose, Shaw	23	383	16.7
1985	Yvonne Owens, Clark Atlanta	31	502	16.2
1986	Von Fulmore, N.C. Central	26	464	17.8
1987	Jackie Anderson, Livingstone	22	331	15.0
1988	Jackie Anderson, Livingstone	23	325	14.1
1989	Kimberly Oates, Fort Valley St.	28	424	15.1
1990	Stephanie Palmer, Norfolk St.	25	370	14.8
1991	Mabel Sanders, Savannah St.	28	407	14.5
1992	Mabel Sanders, Savannah St.	29	426	14.7
1993	Vanessa White, Tuskegee	25	433	17.3
1994	Carolyn Burke, Queens (N.Y.)	25	379	15.2
1995	Robin Scott, Lees-McRae†	19	309	16.3
1996	Kisha Conway, Francis Marion	27	423	15.7
1997	Heather Gates, Edinboro	33	473	14.3
1998	Latriesha Moon, Alabama A&M	27	403	14.9
1999	Heather Corby, California (Pa.)	27	366	13.6
2000	Tracy Sprolden, Valdosta St.	26	382	14.7
2001	Trish Martin, Morningside	26	340	13.1
2002	Erica Harris, Montevallo	26	336	12.9
2003	Naomi Mobley, Shaw	31	454	14.6
2004	Crystal Clary, Lenoir-Rhyne	28	357	12.8
2005	Celeste Trahan, Elizabeth City St.	29	398	13.7
2006	Celeste Trahan, Elizabeth City St.	25	365	14.6

*Record. †Declared champion; with one more game played (making 76.9 percent), still would have highest average (15.5).

Assist Average

Season	Player, Team	G	Ast.	Avg.
1989	Denise Holm, Minn. Duluth	32	291	9.1
1990	Jennifer Radosevic, St. Joseph's (Ind.)	30	281	9.4
1991	Selina Bynum, Albany St. (Ga.)	26	274	10.5
1992	Selina Bynum, Albany St. (Ga.)	26	*309	*11.9
1993	Selina Bynum, Albany St. (Ga.)	26	280	10.8
1994	Lorraine Lynch, Dist. Columbia	24	226	9.4
1995	Lorraine Lynch, Dist. Columbia	26	246	9.5
1996	Hayley Lystlund, Augusta St.	28	281	10.0
1997	Joanna Bernabei, West Liberty St.	29	296	10.2
1998	Pam Cummings, Northwest Mo. St.	27	234	8.7
1999	Rima Brazenas, Kennesaw St.	31	263	8.5
2000	Adrienne Harlow, West Liberty St.	30	240	8.0
2001	Adrienne Harlow, West Liberty St.	30	255	8.5
2002	Kelly West, West Liberty St.	31	265	8.5
2003	Kelly West, West Liberty St.	32	302	9.4
2004	Princess Wimsatt, Bellarmine	30	253	8.4
2005	Kim Abts, Cal St. Chico	30	290	9.7
2006	Brooke Underwood, Tusculum	28	246	8.8

*Record.



Elizabeth City State's Celeste Trahan led Division II in rebound average in both 2005 and 2006.

Photo by ECSU Sports Information Office

Blocked-Shot Average

Season	Player, Team	G	Blk.	Avg.
1993	Rebecca Hanson, Pace	30	142	4.7
1994	Rebecca Hanson, Pace	31	194	6.3
1995	Kendra Banzet, Central Mo. St.	26	88	3.4
1996	LaKisha Phifer, St. Paul's	25	*219	*8.8
1997	LaKisha Phifer, St. Paul's	26	168	6.5
1998	Kelly Borch, St. Michael's	24	122	5.1
1999	LaKisha Phifer, St. Paul's	25	146	5.8
2000	Tracy Sprolden, Valdosta St.	26	112	4.3
2001	Jaana Kotova, West Liberty St.	30	159	5.3
2002	Stacy Schrader, LeMoyn-Owen	31	159	5.1
2003	Stacy Schrader, LeMoyn-Owen	27	122	4.5
2004	Brittney Kroon, Seattle Pacific	31	135	4.4
2005	Lauren Harris, Kennesaw St.	30	161	5.4
2006	Alicia Saunders, West Tex. A&M	32	134	4.2

*Record.

Steal Average

Season	Player, Team	G	Stl.	Avg.
1993	Valerie Curtis, Dist. Columbia	22	135	6.1
1994	Lorraine Lynch, Dist. Columbia	24	126	5.3
1995	Cynthia Bridges, Fort Valley St.	30	146	4.9
1996	Lorraine Lynch, Dist. Columbia	24	140	5.8
1997	Hayley Blue, Charleston (W.V.)	27	155	5.7
1998	Hayley Blue, Charleston (W.V.)	30	167	5.6
1999	Hayley Blue, Charleston (W.V.)	28	*192	*6.9
2000	Rima Brazenas, Kennesaw St.	30	144	4.8
2001	Nana LuKengu Corts, St. Rose	30	152	5.1
2002	Carone Harris, Central Ark.	31	188	6.1
2003	Gema Robles, Millersville	29	171	5.9
2004	Natasha Molock, Metro St.	28	140	5.0
2005	Carone Harris, Central Ark.	35	190	5.4
2006	Emily Brister, West Tex. A&M	32	132	4.1

*Record.

All-Time Team Leaders

Single-Game Records

SCORING HIGHS

Pts.	Team vs. Opponent	Date
155	West Tex. A&M vs. National Christian (33)	Nov. 29, 2001
148	Clarion vs. Westminster (Pa.) (62)	Nov. 20, 1992
143	Norfolk St. vs. Fayetteville St. (43)	Nov. 20, 1990
140	Norfolk St. vs. Elizabeth City St.	Feb. 22, 1992
138	Clarion vs. Bethany (W.V.)	Nov. 21, 1992
138	Lynn vs. Virgin Islands	Nov. 29, 1996
137	Portland St. vs. Pacific (Ore.)	Nov. 29, 1993

Pts.	Team vs. Opponent	Date
136	Bellarmino vs. P.R.-Humacao (25)	Nov. 17, 2000
134	West Tex. A&M vs. American (P.R.)	Dec. 9, 1999
133	Alabama A&M vs. LeMoyn-Owen	Dec. 7, 1992
133	Alas. Anchorage vs. LSU-Shreveport	Jan. 12, 1996
132	Tarleton St. vs. Whittier	Dec. 30, 1996
132	Lincoln Memorial vs. Lees-McRae	Nov. 14, 1998
132	Henderson St. vs. Rhema	Dec. 19, 2002
131	St. Joseph's (Ind.) vs. Northern Ky. (130) [5 o]	Feb. 27, 1988
131	Norfolk St. vs. St. Paul's	Feb. 8, 1995
131	North Dakota vs. Mayville St.	Nov. 25, 1997

SCORING HIGHS IN A HALF

Pts.	Team vs. Opponent	Date
85	West Tex. A&M vs. National Christian	Nov. 29, 2001
78	Norfolk St. vs. Fayetteville St.	Nov. 20, 1990
78	Clarion vs. Westminster (Pa.)	Nov. 20, 1992
78	Portland St. vs. Pacific (Ore.)	Nov. 29, 1993
75	Bellarmino vs. P.R.-Humacao	Nov. 17, 2000
75	Barry vs. P.R.-Cayey	Nov. 24, 2001
75	Henderson St. vs. Rhema	Dec. 19, 2002
73	Mississippi-Women vs. Concordia-Austin	Feb. 19, 1998
72	North Dakota St. vs. North Ala.	March 24, 1994
70	West Tex. A&M vs. National Christian	Nov. 29, 2001
70	Cal St. Chico vs. Cal St. Stanislaus	Dec. 8, 2004
69	Indiana (Pa.) vs. Mercyhurst	Dec. 17, 1983
69	St. Rose vs. C.W. Post	Dec. 8, 1993
69	Lynn vs. Virgin Islands	Nov. 29, 1996
69	Lynn vs. Virgin Islands	Nov. 29, 1996

FIELD-GOAL PERCENTAGE (minimum 24 made)

Pct.	Team vs. Opponent	Date
.778	Lynn vs. Virgin Islands (49-63)	Feb. 21, 1997
.775	North Dakota vs. Cal St. Dom. Hills (31-40)	Nov. 27, 1981
.737	Shaw vs. Allen (28-38)	Nov. 17, 1998
.721	Pittsburg St. vs. Southwest Baptist (31-43)	Feb. 3, 1993
.720	IPFW vs. IUPUI (36-50)	Jan. 23, 1992
.719	Western Wash. vs. Evergreen St. (41-57)	Dec. 13, 2004
.718	Presbyterian vs. Mount Olive (28-39)	Jan. 2, 2006
.712	Arkansas Tech vs. Southern Ark. (37-52)	Feb. 9, 1998
.707	Oakland City vs. Ind.-South Bend (41-58)	Jan. 16, 1993
.707	Valdosta St. vs. Tuskegee (41-58)	Dec. 5, 1995
.702	Indianapolis vs. Mo.-St. Louis (33-47)	Jan. 18, 2003
.700	Elizabeth City St. vs. Winston-Salem (28-40)	Jan. 18, 1993
.700	Neb.-Kearney vs. Colo. Christian (42-60)	Feb. 18, 2000
.698	Angelo St. vs. Midwestern St. (37-53)	Feb. 24, 2005
.696	Elizabeth City St. vs. Livingstone (39-56)	Jan. 14, 1997
.696	Assumption vs. Stonehill (32-46)	Jan. 11, 2001

THREE-POINT FIELD GOALS (since 1988)

3 FG	Team vs. Opponent	Date
26	Clarion vs. Ashland	Feb. 24, 1992
23	Fayetteville St. vs. UNC Pembroke	Dec. 2, 2000
22	Colo. Christian vs. Fort Hays St.	Jan. 20, 2001
22	Fairmont St. vs. Columbia Union	Dec. 2, 2005
21	Clarion vs. Edinboro	Jan. 30, 1991
19	N.M. Highlands vs. Adams St.	Feb. 16, 1999
19	Mo. Western St. vs. Northwest Mo. St.	Feb. 10, 2001
18	Clarion vs. Tampa	Jan. 6, 1992
18	Clarion vs. Bethany (W.V.)	Nov. 21, 1992
18	Oakland vs. Mich.-Dearborn	Nov. 19, 1994
18	Oakland vs. Southern Ind.	March 7, 1996
18	Gannon vs. Northwood	Dec. 7, 1998
18	IPFW vs. Mo.-St. Louis	Feb. 15, 2001
18	Anderson (S.C.) vs. North Greenville	Dec. 12, 2002
18	Northern Colo. vs. Colorado Mines	Nov. 28, 2003
18	Northern Colo. vs. NYIT	Dec. 6, 2003

THREE-POINT FIELD GOAL PERCENTAGE

(minimum 10 made; since 1988)

3 FG%	Team vs. Opponent	Date
1.000	Salem In'l vs. West Va. Wesleyan (10-10)	Jan. 11, 2003
.917	Fort Hays St. vs. Central Christian (11-12)	Feb. 1, 2005
.857	Queens (N.Y.) vs. St. Thomas Aquinas (12-14)	Jan. 18, 2006
.786	Drury vs. Quincy (11-14)	Dec. 8, 2005
.769	Grand Canyon vs. Colorado St.-Pueblo (10-13)	Nov. 30, 2004
.769	Southwest Minn. St. vs. Winona St. (10-13)	Jan. 15, 2005
.769	California (Pa.) vs. Millersville (10-13)	March 3, 2006
.733	North Dakota St. vs. Bentley (11-15)	Dec. 12, 1998
.733	South Dakota vs. Mesa St. (11-15)	Nov. 15, 2004
.722	Pittsburg St. vs. Truman (13-18)	Jan. 28, 1995
.722	Mo. Southern St. vs. Northwest Mo. St. (13-18)	Feb. 9, 2002
.714	Bentley vs. Assumption (10-14)	Jan. 30, 1999
.714	Henderson St. vs. Philander Smith (10-14)	Nov. 20, 2001
.714	Hillsdale vs. Holy Family (10-14)	Dec. 19, 2004

3 FG%	Team vs. Opponent	Date
.714	Mars Hill vs. Catawba (10-14)	Feb. 16, 2005
.714	Stonehill vs. Bentley (15-21)	Nov. 22, 2005
.714	Angelo St. vs. Southeastern Okla. (10-14)	Jan. 5, 2006
.714	Wayne St. (Neb.) vs. Concordia-St. Paul (10-14)	Feb. 17, 2006

FREE THROW PERCENTAGE (minimum 26 made)

FT%	Team vs. Opponent	Date
1.000	Tusculum vs. Mars Hill (29-29)	Jan. 28, 2004
1.000	St. Cloud St. vs. Cal St. L.A. (27-27)	Dec. 17, 1992
.969	Central Okla. vs. Eastern N.M. (31-32)	Jan. 18, 1992
.968	Pitt.-Johnstown vs. Lock Haven (30-31)	Dec. 30, 1998
.968	Southwest Baptist vs. Mo. Western St. (30-31)	Feb. 5, 2005
.966	Bloomsburg vs. Slippery Rock (28-29)	Nov. 16, 1996
.966	LeMoyn-Owen vs. Rust (28-29)	Jan. 20, 1998
.964	St. Martin's vs. Warner Pacific (27-28)	Dec. 4, 2002
.964	Southwestern Okla. vs. Midwestern St. (27-28)	Jan. 17, 2004
.963	Findlay vs. Ferris St. (26-27)	Dec. 4, 2003
.931	North Dakota St. vs. Portland St. (27-29)	March 25, 1995
.931	Pittsburg St. vs. Mo.-Rolla (27-29)	Jan. 10, 2001
.927	Wright St. vs. Dist. Columbia (38-41)	Jan. 11, 1987
.919	St. Rose vs. East Stroudsburg (34-37)	March 10, 1995
.902	Cal St. Bakersfield vs. Cal St. Chico (37-41)	March 2, 2001

REBOUNDS

Reb.	Team vs. Opponent	Date
99	Morris Brown vs. Knoxville	Feb. 17, 1995
92	Fort Valley St. vs. Benedict	Jan. 20, 1988
92	Adelphi vs. Concordia (N.Y.)	Dec. 8, 1990
92	Fort Valley St. vs. Knoxville	Jan. 15, 1991
92	Barry vs. P.R.-Cayey	Nov. 24, 2000
85	Mo.-St. Louis vs. Harris-Stowe	Nov. 27, 1981
80	Cal St. L.A. vs. Cal St. San B'dino	Jan. 28, 1987
80	North Dakota St. vs. Longwood	Dec. 7, 1990
78	Mississippi-Women vs. West Ga.	Nov. 21, 1995
77	St. Rose vs. Queens (N.Y.)	Dec. 28, 1993
76	Indiana (Pa.) vs. St. Vincent	Nov. 18, 1983
76	Indianapolis vs. IUPUI	Nov. 26, 1991
76	Henderson St. vs. American (P.R.)	Nov. 30, 2001

ASSISTS (since 1989)

Ast.	Team vs. Opponent	Date
42	Lynn vs. Virgin Islands	Nov. 29, 1996
39	North Dakota vs. Mayville St.	Nov. 25, 1997
38	Indiana (Pa.) vs. Indianapolis	Dec. 4, 1992
38	Neb.-Kearney vs. St. Mary (Neb.)	Nov. 17, 2000
37	Bellarmino vs. P.R.-Humacao	Nov. 17, 2000
36	North Dakota St. vs. Northern Colo.	Feb. 2, 1991
36	West Tex. A&M vs. National Christian	Nov. 29, 2001
36	Henderson St. vs. Rhema	Dec. 19, 2002

STEALS (since 1993)

Stl.	Team vs. Opponent	Date
45	Henderson St. vs. Rhema	Dec. 19, 2002
38	Gannon vs. Hillbert	Feb. 10, 1994
35	Lynn vs. Virgin Islands	Nov. 29, 1996
35	Fayetteville St. vs. Virginia St.	Feb. 22, 2001
34	GC&SU vs. Clark Atlanta	Nov. 13, 1993
33	St. Rose vs. C.W. Post	Feb. 25, 1995
33	North Dakota vs. Colorado Mines	Nov. 29, 1996
32	West Tex. A&M vs. National Christian	Nov. 29, 2001
32	Indiana (Pa.) vs. St. Francis (Pa.)	Dec. 11, 1982
30	Lynn vs. Virgin Islands	Feb. 21, 1997
30	Truman vs. Harris-Stowe	Nov. 18, 1997
30	Shippensburg vs. Georgian Court	Nov. 19, 1999
29	Southern Ind. vs. St. Francis (Ind.)	Dec. 7, 1996
29	Southern Ind. vs. Tri-State	Dec. 29, 1998
29	Millersville vs. Cheyney	Feb. 14, 2001

Season Records

WON-LOST PERCENTAGE

Team	Season	Won	Lost	Pct.
North Dakota St.	1995	32	0	1.000
California (Pa.)	2004	35	1	.972
St. Rose	2000	34	1	.971
North Dakota	2006	34	1	.971
Hampton	1988	33	1	.971
West Tex. A&M	1988	33	1	.971
Emporia St.	1998	33	1	.971
St. Rose	1998	33	1	.971
Saginaw Valley	1985	32	1	.970
Delta St.	1990	32	1	.970
Northern St.	1994	32	1	.970

Team	Season	Won	Lost	Pct.
Washburn	2006	32	1	.970
Washburn	1993	31	1	.969
North Dakota	1998	31	1	.969
North Dakota	1999	31	1	.969
Columbus St.	2001	31	1	.969

SCORING OFFENSE

Team	Season	G	Pts.	Avg.
Hampton	1988	34	3,357	98.7
Clarion	1992	29	2,730	94.1
Florida Tech	1992	29	2,694	92.9
Jacksonville St.	1991	30	2,780	92.7
Augustana (S.D.)	1992	30	2,774	92.5
Norfolk St.	1995	30	2,752	91.7
St. Joseph's (Ind.)	1990	30	2,745	91.5
Emporia St.	1999	33	3,014	91.3
Barry	1991	30	2,730	91.0
St. Augustine's	1992	26	2,364	90.9
Pitt.-Johnstown	1990	29	2,627	90.6
Shaw	2004	34	3,081	90.6
North Dakota	1998	32	2,893	90.4
Norfolk St.	1992	32	2,890	90.3
Edinboro	1992	30	2,708	90.3
Augustana (S.D.)	1993	29	2,612	90.1
Emporia St.	1998	34	3,061	90.0
Emporia St.	2000	32	2,876	89.9
Northern Mich.	1993	28	2,512	89.7
North Dakota	1999	32	2,866	89.6

SCORING DEFENSE

Team	Season	G	Pts.	Avg.
Southern Conn. St.	2006	33	1,456	44.1
St. John Fisher	1986	24	1,072	44.7
Fla. Gulf Coast	2006	31	1,447	46.7
Delta St.	2006	33	1,543	46.8
Fla. Atlantic	1987	26	1,226	47.2
Rollins	2006	30	1,436	47.9
St. Rose	1998	34	1,636	48.1
Arkansas Tech	2003	33	1,604	48.6
Army	1990	29	1,431	49.3
Southern Conn. St.	2004	29	1,431	49.3
West Tex. A&M	1991	32	1,589	49.7
Bloomsburg	1991	28	1,398	49.9
Valdosta St.	2005	31	1,555	50.2
Emporia St.	2001	31	1,570	50.6
Chapman	1985	29	1,496	51.6
Holy Family	2004	32	1,657	51.8
Southern Conn. St.	2005	31	1,607	51.8
Concordia (N.Y.)	1985	29	1,508	52.0
Rollins	2004	33	1,715	52.0
Northeastern St.	2005	31	1,611	52.0

SCORING MARGIN

Team	Season	Off.	Def.	Mar.
West Tex. A&M	1991	86.3	49.7	36.7
St. Rose	1998	82.9	48.1	34.8
Hampton	1988	98.7	65.1	33.6
North Dakota St.	1993	89.3	58.5	30.8
North Dakota	1998	90.4	61.1	29.3
Emporia St.	1999	91.3	62.2	29.2
Norfolk St.	1991	87.7	58.6	29.1
St. Rose	2000	82.1	53.2	28.9
Abilene Christian	1996	89.4	60.7	28.7
Emporia St.	2000	89.9	61.6	28.3
Drury	2004	84.2	55.8	28.3
Saginaw Valley	1984	83.6	55.5	28.1
St. Rose	1999	84.0	55.9	28.1
Drury	2005	85.0	56.9	28.1
North Dakota St.	1995	85.5	57.6	27.9
Florida Int'l.	1986	80.8	53.5	27.3
Saginaw Valley	1985	83.4	56.2	27.3
Shaw	2005	90.6	63.3	27.3
Columbus St.	2001	87.3	60.3	27.0
California (Pa.)	2004	84.6	57.8	26.9

FIELD-GOAL PERCENTAGE

Team	Season	FG	FGA	Pct.
West Tex. A&M	1988	1,138	2,173	52.4
St. Joseph's (Ind.)	1988	963	1,841	52.3
California (Pa.)	2004	1,227	2,355	52.1
Pitt.-Johnstown	1988	936	1,804	51.9
Cal Poly Pomona	1983	1,088	2,100	51.8
Valdosta St.	1996	830	1,603	51.8
St. Joseph's (Ind.)	1990	1,058	2,052	51.6
Delta St.	1987	1,068	2,072	51.5
Oakland City	1993	929	1,806	51.4



Photo by Marc Hagemeyer

The 2006 Southern Connecticut State team set a new mark in Division II scoring defense with a 44.11 average.

Team	Season	FG	FGA	Pct.
Valdosta St.	1986	853	1,659	51.4
Pittsburg St.	1990	750	1,462	51.3
St. John Fisher	1983	880	1,721	51.1
St. Joseph's (Ind.)	1987	850	1,667	51.0
West Tex. A&M	1991	1,095	2,148	51.0
Arkansas Tech	1998	947	1,858	51.0
UNC Pembroke	1984	981	1,925	51.0
St. Joseph's (Ind.)	1989	1,030	2,022	50.9
Oakland	1990	1,047	2,057	50.9
Lake Superior St.	2003	898	1,764	50.9
Pitt.-Johnstown	1991	931	1,831	50.8
North Dakota	1990	1,030	2,028	50.8

FIELD-GOAL PERCENTAGE DEFENSE

Team	Season	FG	FGA	Pct.
Rollins	2006	527	1,771	29.8
Virginia Union	1998	550	1,821	30.2
Holy Family	2004	579	1,895	30.6
St. Rose	1998	600	1,948	30.8
Pace	1994	657	2,133	30.8
Shaw	2003	682	2,211	30.8
St. Rose	1994	546	1,765	30.9
West Liberty St.	2002	636	2,035	31.3
Fort Valley St.	1999	581	1,842	31.5
Delta St.	2006	492	1,553	31.7
Pace	1997	680	2,135	31.9
Rollins	2004	579	1,807	32.0
Fla. Gulf Coast	2006	512	1,595	32.1
St. Paul's	1999	537	1,670	32.2
Savannah St.	1995	536	1,666	32.2
Albany St. (Ga.)	1991	581	1,797	32.3
Fort Valley St.	1998	551	1,699	32.4
Morris Brown	1996	574	1,769	32.4
Kutztown	2002	522	1,593	32.8
Clayton St.	2003	510	1,554	32.8

THREE-POINT FIELD GOALS PER GAME (since 1988)

Team	Season	G	3FG	Avg.
Clarion	1992	29	386	13.3
Clarion	1993	30	337	11.2
Oakland	1993	28	282	10.1
Oakland	1995	31	310	10.0
Clarion	1991	32	317	9.9
Oakland	1994	28	275	9.8
Northern Colo.	2004	27	265	9.8
West Liberty St.	2004	31	304	9.8
IPFW	2000	27	251	9.3
South Dakota	2005	30	280	9.3
West Liberty St.	2006	31	285	9.2
Oakland	1996	29	266	9.2
West Liberty St.	2002	31	279	9.0
South Dakota	2003	32	288	9.0
Minn. St. Mankato	2003	27	242	9.0
Regis (Colo.)	2006	32	283	8.8
Wayne St. (Mich.)	2003	29	256	8.8
Cal St. Chico	2004	28	245	8.8
Tusculum	2006	28	244	8.7
St. Paul's	2003	24	209	8.7
South Dakota	2004	33	286	8.7
Belmont Abbey	2005	30	260	8.7

THREE-POINT FIELD-GOAL PERCENTAGE
(since 1988; minimum 3.0 per game)

Team	Season	G	3FG	3FGA	Pct.
NYIT	1988	26	111	227	48.9
Neb.-Kearney	2000	30	153	334	45.8
Navy	1988	25	79	173	45.7
Bridgeport	1989	30	98	215	45.6
Alas. Anchorage	1990	27	90	198	45.5
Neb.-Kearney	2001	30	148	338	43.8
Northern Ky.	2000	34	194	446	43.5
IPFW	1990	29	89	207	43.0
Francis Marion	1999	30	130	303	42.9
Philadelphia U.	1993	29	114	266	42.9
Portland St.	1994	29	96	224	42.9
Indianapolis	2004	32	196	460	42.6
Minn. Duluth	1989	32	113	269	42.0
Kennesaw St.	1997	32	122	292	41.8
Bellarmino	1992	28	139	333	41.7
Philadelphia U.	1992	32	96	230	41.7
Minn. Duluth	1994	31	106	254	41.7
Philadelphia U.	2004	30	124	298	41.6
Cal Poly	1988	25	76	183	41.5
Mars Hill	2001	25	132	318	41.5
Pfeiffer	2003	29	135	325	41.5

FREE-THROW PERCENTAGE

Team	Season	FT	FTA	Pct.
Southwestern Okla.	2003	393	477	82.4
Southwestern Okla.	2004	402	498	80.7
Hillsdale	2002	454	565	80.4
Findlay	2004	422	526	80.2
Indianapolis	2005	442	552	80.1
Mars Hill	2004	481	601	80.0
Queens (N.Y.)	2005	417	523	79.7
UC Davis	2004	467	588	79.4
SIU Edwardsville	2003	412	520	79.2
Northwest Nazarene	2004	435	550	79.1
Northwest Nazarene	2005	400	506	79.1
Southwestern Okla.	2005	402	509	79.0
Philadelphia U.	1997	555	705	78.7
Glenville St.	2004	485	617	78.6
Augustana (S.D.)	1993	567	722	78.5
Washburn	1998	409	521	78.5
Harding	2006	488	622	78.5
Glenville St.	2003	535	682	78.4
Philadelphia U.	1994	507	648	78.2
Northern Mich.	2000	514	658	78.1
Central Mo. St.	2002	527	675	78.1
Bemidji St.	2004	445	570	78.1
Pitt.-Johnstown	2005	438	561	78.1

REBOUND MARGIN

Team	Season	Own	Opp.	Mar.
Quinnipiac	1982	67.0	37.1	29.9
Northern St.	1995	50.5	31.5	19.0
Elizabeth City St.	1990	58.5	40.6	17.9
Norfolk St.	1982	58.1	40.2	17.8
Alabama A&M	1987	57.0	39.3	17.7
Alabama A&M	1985	65.6	48.6	17.0
Oakland City	1993	49.8	33.0	16.8
Norfolk St.	1983	62.9	46.1	16.8
North Dakota St.	1993	54.4	37.7	16.7
Cal St. Dom. Hills	1995	52.2	35.6	16.6
North Dakota St.	1994	54.0	37.5	16.5
Alabama A&M	1986	62.0	45.6	16.4
Delta St.	1987	47.6	31.4	16.2
Pace	1988	51.9	36.0	15.9
North Dakota St.	1995	50.8	35.2	15.6
Alabama A&M	1988	55.7	40.1	15.6
Delta St.	1990	48.1	32.6	15.5
St. Joseph's (Ind.)	1990	48.8	33.5	15.4
North Dakota St.	1996	50.0	34.6	15.3
Virginia Union	1996	60.0	44.8	15.2

CONSECUTIVE VICTORIES

Wins	Team	Dates
51	Washburn	Jan. 26, 2005 to March 11, 2006
49	North Dakota St.	Feb. 25, 1994 to Dec. 15, 1995
42	North Dakota St.	Jan. 19, 1996 to March 8, 1997
34	St. Rose	Nov. 5, 1999 to March 12, 2000
34	Northern Kentucky	Jan. 8, 2000 to Jan. 6, 2001
34	North Dakota	Nov. 4, 2005 to March 11, 2006
32	Bentley	March 23, 1991 to March 21, 1992
30	Bentley	Nov. 26, 2002 to March 26, 2003
29	Southern Ind.	Nov. 30, 1996 to March 20, 1997

Wins	Team	Dates
29	Bentley	Nov. 20, 1990 to March 1, 1991
26	Fla. Southern	Dec. 7, 1994 to March 11, 1995
26	Cal St. Bakersfield	Dec. 18, 2002 to March 17, 2003
24	California (Pa.)	Nov. 15, 2003 to Feb. 14, 2004
23	Bentley	Jan. 11, 1989 to March 23, 1989
23	Bentley	Dec. 20, 1998 to March 6, 1999
21	Pace	March 10, 1984 to Jan. 30, 1985
21	Adelphi	Nov. 16, 2001 to Feb. 7, 2002
21	Bentley	Dec. 17, 1988 to March 3, 1989
21	Bentley	Jan. 3, 2001 to March 10, 2001

CONSECUTIVE HOME-COURT VICTORIES

Wins	Team	Dates
87	Neb.-Kearney	Jan. 31, 1995 to Nov. 24, 2001
85	West Tex. A&M	Jan. 9, 1987 to Dec. 6, 1991
64	Glenville St.	Jan. 16, 1999 to Dec. 1, 2004
62	Emporia St.	Feb. 27, 1997 to Jan. 13, 2001
58	North Dakota St.	Feb. 25, 1994 to March 8, 1997
56	California (Pa.)	Feb. 24, 2002 to Nov. 19, 2004
49	Abilene Christian	Jan. 23, 1995 to Nov. 28, 1998
44	Washburn	Dec. 1, 1990 to March 20, 1993
44	St. Rose	Jan. 4, 1999 to Dec. 4, 2001
39	North Dakota	Feb. 28, 1997 to Dec. 11, 1999
38	Washburn	Jan. 17, 2004 to March 11, 2006
36	North Dakota St.	Jan. 25, 1986 to March 19, 1988
35	Pace	Jan. 25, 1985 to Jan. 19, 1989
33	Southern Ind.	March 1, 1996 to March 3, 1998
32	Bentley	Feb. 5, 1995 to Feb. 28, 1997
31	Bentley	Dec. 16, 1989 to March 1, 1991
29	Cal Poly Pomona	Dec. 18, 1985 to Nov. 20, 1987
29	Bentley	March 8, 1991 to Jan. 28, 1993

All-Time Most Improved Teams

School (Coach)	Year	W-L	Pvs.	\$Games Improved
Bridgeport (Mark McCaleb)	2005	22-9	3-24	17
Christian Bros. (Todd Schaefer)	2004	23-7	5-22	16.5
LeMoyne-Owen (Eddie Cook)	1994	18-11	1-25	15.5
Fort Lewis (Patty Patton Shearer)	2002	17-8	2-24	15.5
Armstrong Atlantic (Roger Hodge)	2003	27-4	11-18	15
North Dakota (Gene Roebuck)	1988	22-6	7-20	14.5
Cal St. L.A. (Marcia Murota)	2006	20-8	5-22	14.5
Presbyterian (Jessica Vanco)	2006	21-7	7-21	14
Lock Haven (Valerie Curtis)	2006	17-9	4-23	13.5
Midwestern St. (Shannon Burks)	2001	23-7	8-18	13
Shaw (Jacques Curtis)	2003	31-3	15-13	13
Clayton St. (Dennis Cox)	2005	25-7	10-18	13
Grand Valley St. (Dawn Pnitzweit)	2005	28-6	11-15	13
GC&SU (John Carrick)	2004	28-6	13-16	12.5
Carson-Newman (Dean Walsh)	2005	25-8	10-18	12.5
Augusta St. (Lowell Barnhart)	1992	23-6	11-18	12
St. Cloud St. (Gladys Ziemer)	1983	31-4	15-12	12
Armstrong Atlantic (Lenny Passink)	1990	15-9	3-21	12
Tex. A&M-Kingsville (Jill Willson)	1992	18-8	6-20	12
Angelo St. (Sally Walling-Brooks)	2001	20-8	7-19	12
N.C. Central (Joli Robinson)	2001	25-6	12-17	12
Newberry (Jason Brink)	2005	18-12	5-23	12
Delta St. (Sandra Rushing)	2006	30-3	15-12	12

\$ To determine games improved, add the difference in victories between the two seasons to the difference in losses, then divide by two; ties not counted. Includes postseason.

Annual Team Champions

Won-Lost Percentage

Season	Team	Won	Lost	Pct.
1982	Springfield	23	3	.885
1983	Virginia Union	27	2	.931
1984	Saginaw Valley	30	1	.968
1985	Saginaw Valley	32	1	.970
1986	Florida Int'l	26	2	.929
1987	Albany St. (Ga.)	28	1	.966
1988	Hampton	33	1	.971
	West Tex. A&M	33	1	.971
1989	Bloomsburg	28	2	.933
1990	Delta St.	32	1	.970

1991	Fort Hays St.	34	2	.944
1992	Bentley	31	2	.939
1993	Washburn	31	1	.969
1994	Northern St.	32	1	.970
1995	North Dakota St.	32	0	*1.000
1996	Norfolk St.	28	1	.966
1997	St. Rose	29	1	.967
1998	Emporia St.	33	1	.971
	St. Rose	33	1	.971
1999	North Dakota	31	1	.969
2000	St. Rose	34	1	.971
2001	Columbus St.	31	1	.969
2002	Adelphi	28	3	.903
2003	Seattle Pacific	29	1	.967
2004	California (Pa.)	35	1	.972
2005	North Dakota St.	26	1	.963
2006	North Dakota	34	1	.971

*Record.

Scoring Offense

Season	Team	G	W-L	Pts.	Avg.
1982	Charleston (W.V.)	34	27-7	2,767	81.4
1983	Valdosta St.	31	27-4	2,610	84.2
1984	Dayton	31	27-4	2,597	83.8
1985	Hampton	34	30-4	3,021	88.9
1986	Delta St.	31	28-3	2,765	89.2
1987	Morningside	30	20-10	2,626	87.5
1988	Hampton	34	33-1	*3,357	*98.7
1989	St. Augustine's	27	18-9	2,297	85.1
1990	St. Joseph's (Ind.)	30	28-2	2,745	91.5
1991	Jacksonville St.	30	26-4	2,780	92.7
1992	Clarion	29	25-4	2,730	94.1
1993	Augustana (S.D.)	29	24-5	2,612	90.1
1994	Augustana (S.D.)	29	23-6	2,543	87.7
1995	Norfolk St.	30	25-5	2,752	91.7
1996	Abilene Christian	33	31-2	2,950	89.4
1997	Southern Ind.	32	30-2	2,844	88.9
1998	North Dakota	32	31-1	2,893	90.4
1999	Emporia St.	33	30-3	3,014	91.3
2000	Emporia St.	32	28-4	2,876	89.9
2001	Columbus St.	32	31-1	2,792	87.3
2002	North Dakota	29	24-5	2,389	82.4
2003	South Dakota St.	35	32-3	2,999	85.7
2004	Anderson (S.C.)	32	25-7	2,719	85.0
2005	Shaw	34	32-2	3,081	90.6
2006	Anderson (S.C.)	32	27-5	2,672	83.5

*Record.

Scoring Defense

Season	Team	G	W-L	Pts.	Avg.
1982	St. John Fisher	24	20-4	1,262	52.6
1983	IPFW	21	17-4	1,135	54.0
1984	Saginaw Valley	31	30-1	1,720	55.5
1985	Chapman	29	25-4	1,496	51.6
1986	St. John Fisher	24	21-3	1,072	44.7
1987	Fla. Atlantic	26	21-5	1,226	47.2
1988	West Tex. A&M	34	33-1	1,818	53.5
1989	UC Davis	26	20-6	1,399	53.8
1990	Army	29	19-10	1,431	49.3
1991	West Tex. A&M	32	30-2	1,589	49.7
1992	Oakland City	25	17-8	1,337	53.5
1993	Minn. Duluth	30	22-8	1,701	56.7
1994	Pace	31	27-4	1,669	53.8
1995	UC Davis	29	25-4	1,606	55.4
1996	UC Davis	29	25-4	1,537	53.0
1997	Bowie St.	31	29-2	1,635	52.7
1998	St. Rose	34	33-1	1,636	48.1
1999	Bowie St.	29	25-4	1,527	52.7
2000	St. Rose	35	34-1	1,861	53.2
2001	Emporia St.	31	29-2	1,570	50.6
2002	Arkansas Tech	31	25-6	1,658	53.5
2003	Arkansas Tech	33	29-4	1,604	48.6
2004	Southern Conn. St.	29	19-10	1,431	49.3
2005	Valdosta St.	31	24-7	1,555	50.2
2006	Southern Conn. St.	33	29-4	1,456	*44.1

*Record.

Scoring Margin

Season	Team	Own	Opp.	Mar.
1982	Pitt.-Johnstown	76.7	56.0	20.7
1983	Florida Int'l	83.6	60.2	23.4
1984	Saginaw Valley	83.6	55.5	28.1
1985	Saginaw Valley	83.4	56.2	27.3
1986	Florida Int'l	80.8	53.5	27.3
1987	Delta St.	83.0	58.5	24.5
1988	Hampton	*98.7	65.1	33.6
1989	Central Mo. St.	81.1	59.9	21.2
1990	Delta St.	85.6	59.6	26.0
1991	West Tex. A&M	86.3	49.7	*36.7
1992	Norfolk St.	90.3	66.2	24.1
1993	North Dakota St.	89.3	58.5	30.8
1994	Pace	76.4	53.8	22.5
1995	North Dakota St.	85.5	57.6	27.9
1996	Abilene Christian	89.4	60.7	28.7
1997	St. Rose	80.8	54.4	26.4
1998	St. Rose	82.9	48.1	34.8
1999	Emporia St.	91.3	62.2	29.2
2000	St. Rose	82.1	53.2	28.9
2001	Columbus St.	87.3	60.3	27.0
2002	West Liberty St.	74.0	56.0	18.0
2003	South Dakota St.	85.7	62.6	23.1
2004	Drury	84.2	55.8	28.4
2005	Drury	85.0	56.9	28.1
2006	Fla. Gulf Coast	72.7	46.7	26.1

*Record.

Field-Goal Percentage

Season	Team	FG	FGA	Pct.
1982	Cal Poly Pomona	1,194	2,382	50.1
1983	Cal Poly Pomona	1,088	2,100	51.8
1984	UNC Pembroke	981	1,925	51.0
1985	Mercer	1,129	2,305	49.0
1986	Valdosta St.	853	1,659	51.4
1987	Delta St.	1,068	2,072	51.5
1988	West Tex. A&M	1,138	2,173	*52.4
1989	St. Joseph's (Ind.)	1,030	2,022	50.9
1990	St. Joseph's (Ind.)	1,058	2,052	51.6
1991	West Tex. A&M	1,095	2,148	51.0
1992	Portland St.	1,119	2,224	50.3
1993	Oakland City	929	1,806	51.4
1994	Washburn	862	1,708	50.5
1995	West Tex. A&M	902	1,779	50.7
1996	Valdosta St.	830	1,603	51.8
1997	SIU Edwardsville	718	1,438	49.9
1998	Arkansas Tech	947	1,858	51.0
1999	St. Rose	993	2,026	49.0
2000	Delta St.	946	1,882	50.3
2001	Northern Ky.	834	1,695	49.2
2002	Assumption	683	1,426	47.9
2003	Lake Superior St.	898	1,764	50.9
2004	California (Pa.)	1,227	2,355	52.1
2005	Bellarmine	830	1,724	48.1
2006	Ashland	32	892	47.8

*Record.

Field-Goal Percentage Defense

Season	Team	FG	FGA	Pct.
1982	St. John Fisher	516	1,526	33.8
1983	Dist. Columbia	575	1,708	33.7
1984	Virginia Union	593	1,683	35.2
1985	New Haven	668	2,004	33.3
1986	Concordia (N.Y.)	470	1,313	35.8
1987	Virginia St.	669	1,858	36.0
1988	Fort Valley St.	621	1,773	35.0
1989	California (Pa.)	675	1,878	35.9
1990	Virginia St.	674	1,977	34.1
1991	Albany St. (Ga.)	581	1,797	32.3
1992	Oakland City	515	1,555	33.1
1993	Pace	659	1,962	33.6
1994	Pace	657	2,133	30.8
1995	Savannah St.	536	1,666	32.2
1996	Morris Brown	574	1,769	32.4

Season	Team	FG	FGA	Pct.
1997	Pace	680	2,135	31.9
1998	Virginia Union	550	1,821	30.2
1999	Fort Valley St.	581	1,842	31.5
2000	Mesa St.	574	1,738	33.0
2001	Emporia St.	559	1,649	33.9
2002	West Liberty St.	636	2,035	31.3
2003	Shaw	682	2,211	30.8
2004	Holy Family	579	1,895	30.6
2005	American Int'l	581	1,759	33.0
2006	Rollins	527	1,771	*29.8

*Record.

Three-Point Field Goals Per Game

Season	Team	G	3FG	Avg.
1988	Keene St.	29	239	8.2
1989	Keene St.	31	204	6.6
1990	Fort Valley St.	29	184	6.3
1991	Clarion	32	317	9.9
1992	Clarion	29	*386	*13.3
1993	Clarion	30	337	11.2
1994	Oakland	28	275	9.8
1995	Oakland	31	310	10.0
1996	Oakland	29	266	9.2
1997	Augustana (S.D.)	28	238	8.5
1998	North Dakota	32	260	8.1
1999	N.M. Highlands	27	225	8.3
2000	IPFW	27	251	9.3
2001	West Liberty St.	30	250	8.3
2002	West Liberty St.	31	279	9.0
2003	South Dakota	32	288	9.0
2004	Northern Colo.	27	265	9.8
2005	South Dakota	30	280	9.3
2006	West Liberty St.	31	285	9.2

*Record.

Three-Point Field-Goal Percentage

Season	Team	G	3FG	3FGA	Pct.
1988	NYIT	26	111	227	†48.9
1989	Augustana (S.D.)	28	72	156	46.2
1990	North Dakota	31	73	135	*54.1
1991	Alas. Anchorage	28	83	197	42.1
1992	Indianapolis	28	77	182	42.3
1993	Philadelphia U.	29	114	266	42.9
1994	Portland St.	29	96	224	42.9
1995	Bemidji St.	27	164	397	41.3
1996	Tarleton St.	26	105	260	40.4
1997	Kennesaw St.	32	122	292	41.8
1998	Bridgeport	26	107	260	41.2
1999	Francis Marion	30	130	303	42.9
2000	Neb.-Kearney	30	153	334	45.8
2001	Neb.-Kearney	30	148	338	43.8
2002	Northern Mich.	29	220	551	39.9
2003	Pfeiffer	29	135	325	41.5
2004	Indianapolis	32	196	460	42.6
2005	South Dakota	30	280	715	39.2
2006	Regis (Colo.)	32	283	719	39.4

*Record. †Record for minimum 100 made.

Free-Throw Percentage

Season	Team	FT	FTA	Pct.
1982	Cal Poly Pomona	451	580	77.8
1983	Minn. Duluth	441	601	73.4
1984	Ky. Wesleyan	378	498	75.9
1985	Niagara	323	432	74.8
1986	Southern N.H.	466	611	76.3
1987	IPFW	396	525	75.4
1988	Mo.-St. Louis	361	483	74.7
1989	IPFW	463	605	76.5
1990	Lake Superior St.	448	598	74.9
1991	Augustana (S.D.)	418	557	75.0
1992	Pitt.-Johnstown	491	633	77.6
1993	Augustana (S.D.)	567	722	78.5
1994	Philadelphia U.	507	648	78.2
1995	St. Anselm	455	595	76.5
1996	IPFW	604	787	76.7

1997	Philadelphia U.	555	705	78.7
1998	Washburn	409	521	78.5
1999	Alas. Fairbanks	397	512	77.5
2000	Northern Mich.	514	658	78.1
2001	GC&SU	539	694	77.7
2002	Hillsdale	454	565	80.4
2003	Southwestern Okla.	393	477	*82.4
2004	Southwestern Okla.	402	498	80.7
2005	Indianapolis	442	552	80.1
2006	Harding	488	622	78.5

*Record.

Rebound Margin

Season	Team	Own	Opp.	Mar.
1982	Quinnipiac	*67.0	37.1	*29.9
1983	Norfolk St.	62.9	46.1	16.8
1984	Quinnipiac	51.5	41.0	10.5
1985	Alabama A&M	65.6	48.6	17.0
1986	Alabama A&M	62.0	45.6	16.4
1987	Alabama A&M	57.0	39.3	17.7
1988	Pace	51.9	36.0	15.9
1989	Fort Valley St.	54.6	41.7	12.9
1990	Elizabeth City St.	58.5	40.6	17.9
1991	Fla. Atlantic	51.9	38.3	13.7
1992	West Ga.	46.2	31.4	14.8
1993	Oakland City	49.8	33.0	16.8
1994	North Dakota St.	54.0	37.5	16.5
1995	Northern St.	50.5	31.5	19.0
1996	North Dakota St.	50.0	34.6	15.3
1997	North Dakota St.	48.3	34.9	13.4
1998	St. Rose	45.6	32.1	13.6
1999	Mesa St.	46.2	32.6	13.5
2000	Gardner-Webb	46.9	35.6	11.3
2001	Minn. St. Moorhead	44.8	33.0	11.7
2002	California (Pa.)	45.5	31.5	14.1
2003	California (Pa.)	44.6	30.6	14.0
2004	Holy Family	43.9	31.9	12.0
2005	Minn. St. Moorhead	41.2	30.1	11.1
2006	North Dakota	43.1	30.7	12.3

*Record.

2006 Most-Improved Teams

School	2004-05		2005-06		\$Games Improved	Head Coach
	Won	Lost	Won	Lost		
1. Cal St. L.A.	5	22	20	8	14.5	Marcia Muroto
2. Presbyterian	7	21	21	7	14.0	Jessica Vanco
3. Lock Haven	4	23	17	9	13.5	Valerie Curtis
4. Delta St.	15	12	30	3	12.0	Sandra Rushing
5. Tusculum	8	21	18	10	10.5	Melissa Tiber
6. St. Joseph's (Ind.)	4	23	14	13	10.0	Amy Siegel
7. Indiana (Pa.)	9	18	19	9	9.5	Cindy Martin
7. Mo.-St. Louis	6	21	16	12	9.5	Lee Buchanan
9. Northern Ky.	16	12	27	5	9.0	Nancy Winstel
9. West Liberty St.	13	14	24	7	9.0	Lynn Ullom
11. Stonehill	14	14	24	7	8.5	Trisha Brown
12. Bemidji St.	5	23	13	15	8.0	Mike Curfman
12. St. Edward's	7	20	15	12	8.0	Jennifer White
12. St. Leo	1	26	9	18	8.0	Chanita Olds
12. St. Michael's	8	18	17	11	8.0	Jen Niebling
16. Bluefield St.	2	26	9	18	7.5	Gary Brown
16. Fla. Gulf Coast	21	9	29	2	7.5	Karl Smesco
16. Northwest Nazarene	9	18	17	11	7.5	Kelli Lindley
16. Rollins	21	10	28	2	7.5	Glenn Wilkes, Jr.
20. Ferris St.	11	17	18	10	7.0	Tracey Bloodworth-Fisk
20. Mo.-Rolla	9	17	17	11	7.0	Alan Eads
20. North Dakota	25	6	34	1	7.0	Gene Roebuck
20. Southeastern Okla.	3	24	10	17	7.0	Darin Grover
20. Wayne St. (Neb.)	20	11	27	4	7.0	Ryun Williams
20. Winona St.	3	25	10	18	7.0	Scott Ballard

\$ To determine games improved, add the difference in victories between the two seasons to the difference in losses, then divide by two. Includes postseason.

All-Time Winningest Teams

Includes records as a senior college only, minimum 10 seasons of competition. Postseason games are included.

By Percentage

Team	Yrs.	Won	Lost	Pct.
1. Bentley	32	760	184	.805
2. Pitt.-Johnstown	31	665	173	.794
3. Delta St.	39	862	225	@.793
4. Arkansas Tech	29	721	192	.790
5. West Tex. A&M	26	593	177	.770
6. Cal Poly Pomona	32	754	227	.769
7. Northern St.	37	703	222	.760
8. Western Wash.	16	350	120	.745
9. North Dakota	32	675	245	.734
10. Central Mo. St.	36	725	277	.724
11. Stonehill	35	672	259	.722
12. Northern Ky.	32	672	261	.720
13. Wingate	28	597	234	.718
14. Fort Valley St.	33	664	273	.709
15. Belmont Abbey	26	505	216	.700
16. St. Thomas Aquinas	21	424	187	.694
17. Paine	24	495	226	.687
18. Bellarmine	33	626	287	.686
19. Charleston (W.V.)	31	633	294	.683
20. Francis Marion	33	669	313	.681
21. Philadelphia U.	32	575	270	.680
22. Central Ark.	49	645	306	#.678
23. Mo. Western St.	31	615	296	.675
24. Lincoln Memorial	63	665	327	^ .670
25. Washburn	37	633	313	.669

@ Includes three ties; ^ includes one tie; # includes two ties

By Victories

Team	Yrs.	Won	Lost	Pct.
1. Delta St.	39	862	225	@.793
2. Bentley	32	760	184	.805
3. Cal Poly Pomona	32	754	227	.769
4. Central Mo. St.	36	725	277	.724
5. Arkansas Tech	29	721	192	.790
6. East Stroudsburg	80	709	549	.564
7. Northern St.	37	703	222	.760
8. North Dakota	32	675	245	.734
9. Northern Ky.	32	672	261	.720
9. Stonehill	35	672	259	.722
11. Francis Marion	33	669	313	.681
12. Lincoln Memorial	63	665	327	^ .670
12. Pitt.-Johnstown	31	665	173	.794
14. Fort Valley St.	33	664	273	.709
15. Central Ark.	49	645	306	#.678
16. Millersville	71	642	422	.603
17. Shippensburg	63	637	381	.626
18. Charleston (W.V.)	31	633	294	.683
18. Washburn	37	633	313	.669
20. Bellarmine	33	626	287	.686
21. Tarleton St.	37	622	449	.581
22. Mo. Western St.	31	615	296	.675
23. Abilene Christian	35	613	370	.624
24. Southern Conn. St.	44	610	413	.596
25. Emporia St.	32	605	308	.663

@ Includes three ties; ^ includes one tie; # includes two ties

Won-Lost Records

(Alphabetical Listing; no minimum seasons of competition)

School	Years	Won	Lost	Pct.
Abilene Christian	35	613	370	.624
Adams St.	14	100	269	.271
Adelphi	25	377	329	.534
Ala.-Huntsville	29	331	455	.421
Alas. Anchorage	29	406	390	.510
Alas. Fairbanks	32	375	480	.439
Albany St. (Ga.)	25	399	288	.581
Alderson-Broaddus	28	304	411	.425
American Int'l	28	392	355	.525
Anderson (S.C.)	7	133	78	.630

School	Years	Won	Lost	Pct.
Angelo St.	31	455	425	.517
Ark.-Monticello	33	591	364	.619
Arkansas Tech	29	721	192	.790
Armstrong Atlantic	29	371	385	.491
Ashland	39	481	393	.550
Assumption	35	400	429	.483
Augusta St.	32	472	357	.569
Augustana (S.D.)	34	523	344	.603
Barry	18	238	255	.483
Barton	17	265	197	.574
Bellarmine	33	626	287	.686
Belmont Abbey	26	505	216	.700
Bemidji St.	39	447	487	.479
Benedict	6	94	62	.603
Bentley	32	760	184	.805
Bloomfield	6	102	73	.583
Bloomsburg	36	511	298	.632
Bluefield St.	18	232	273	.459
Bowie St.	24	292	344	.459
Bridgeport	24	327	338	.492
Bryant	25	380	313	.548
C.W. Post	31	408	430	.487
UC San Diego	35	488	364	.573
Cal Poly Pomona	32	754	227	.769
Cal St. Bakersfield	6	140	33	.809
Cal St. Chico	37	560	329	.630
Cal St. Dom. Hills	30	378	395	.489
Cal St. L.A.	37	377	516	.422
Cal St. San B'dino	22	333	263	.559
Cal St. Stanislaus	31	433	413	.512
Caldwell	6	91	79	.535
California (Pa.)	24	415	257	.618
Cameron	31	416	439	.487
Carson-Newman	28	546	290	.653
Catawba	34	414	432	.489
Central Ark.	49	645	306	#.678
Central Mo. St.	36	725	277	.724
Central Okla.	37	404	471	.462
Central Wash.	11	170	121	.584
Chadron St.	33	362	441	.451
Charleston (W.V.)	31	633	294	.683
Cheyney	35	428	478	.472
Christian Bros.	9	94	148	.388
Clarion	33	372	399	.482
Clark Atlanta	23	296	322	.479
Clayton St.	15	208	214	.493
UC-Colo. Spgs.	17	179	271	.398
Coker	15	143	256	.358
Colo. Christian	17	131	326	.287
Colorado Mines	30	203	529	.277
Colorado St.-Pueblo	33	369	464	.443
Columbia Union	9	29	204	.124
Columbus St.	17	312	194	.617
Concord	13	140	215	.394
Concordia (N.Y.)	22	163	387	.296
Concordia-St. Paul	26	438	268	.620
Davis & Elkins	19	144	364	.283
Delta St.	39	862	225	@.793
Dist. Columbia	21	260	274	.487
Dominican (N.Y.)	4	61	54	.530
Dowling	19	209	313	.400
Drury	6	160	27	.856
East Central	24	363	281	.564
East Stroudsburg	80	709	549	.564
Eastern N.M.	26	360	326	.525
Eckerd	23	213	400	.347
Edinboro	40	559	370	&.602
Elizabeth City St.	24	262	328	.444
Emporia St.	32	605	308	.663
Erskine	32	344	481	.417
Fairmont St.	38	489	388	.558
Fayetteville St.	22	309	282	.523
Felician	8	95	131	.420
Ferris St.	32	388	413	.484
Findlay	14	265	139	.656
Fla. Gulf Coast	4	98	20	.831
Fla. Southern	29	516	261	.664
Florida Tech	20	359	212	.629
Fort Hays St.	37	599	363	.623
Fort Lewis	17	181	268	.403

School	Years	Won	Lost	Pct.	School	Years	Won	Lost	Pct.
Fort Valley St.	33	664	273	.709	Phila. Sciences	5	90	54	.625
Francis Marion	33	669	313	.681	Philadelphia U.	32	575	270	.680
Franklin Pierce	31	480	354	.576	Pitt.-Johnstown	31	665	173	.794
Gannon	32	449	359	.556	Pittsburg St.	32	458	388	.541
GC&SU	32	448	417	.518	Presbyterian	28	453	318	.588
Georgian Court	4	29	80	.266	Queens (N.C.)	13	167	192	.465
Glenville St.	12	240	119	.669	Queens (N.Y.)	23	205	408	.334
Goldley-Beacom	6	50	112	.309	Quincy	41	471	443	.515
Grand Canyon	18	164	321	.338	Regis (Colo.)	29	445	345	.563
Grand Valley St.	37	585	371	.612	Rockhurst	10	100	173	.366
Harding	23	292	334	.466	Rollins	36	559	293	.656
Henderson St.	35	420	429	④.495	Saginaw Valley	32	568	319	.640
Hillsdale	25	286	368	.437	St. Andrews	19	147	345	.299
Holy Family	11	320	52	.860	St. Anselm	30	484	298	.619
Humboldt St.	33	283	481	.370	St. Augustine's	24	356	283	.557
Incarinate Word	20	270	300	.474	St. Cloud St.	38	535	413	.564
Indiana (Pa.)	35	454	364	.555	St. Edward's	23	378	300	.558
Indianapolis	28	447	300	.598	St. Joseph's (Ind.)	31	465	336	.581
Johnson C. Smith	26	401	318	.558	St. Leo	23	175	417	.296
Kennesaw St.	24	430	264	.620	St. Martin's	10	124	148	.456
Kentucky St.	21	187	375	.333	St. Mary's (Tex.)	16	242	171	.586
Kutztown	35	414	395	.512	St. Michael's	32	370	415	.471
Ky. Wesleyan	30	294	469	.385	St. Paul's	20	121	393	.235
Lake Superior St.	32	500	337	.597	St. Rose	32	541	308	.637
Lander	17	170	243	.412	St. Thomas Aquinas	21	424	187	.694
Lane	18	125	319	.282	Salem Int'l	13	140	219	.390
Le Moyne	30	330	382	.463	San Fran. St.	32	366	470	.438
Lees-McRae	12	152	182	.455	Seattle	25	363	324	.528
LeMoyn-Owen	22	240	325	.425	Seattle Pacific	31	536	315	.630
Lenoir-Rhyne	31	409	408	.501	Shaw	23	397	231	.632
Lewis	32	456	395	.536	Shepherd	32	370	381	.493
Limestone	14	112	267	.296	Shippensburg	63	637	381	+ .626
Lincoln (Mo.)	25	194	449	.302	Slippery Rock	38	441	403	.523
Lincoln Memorial	63	665	327	^ .670	Sonoma St.	26	304	380	.444
Livingstone	20	191	326	.369	S.C.-Aiken	16	245	210	.538
Lock Haven	25	318	339	.484	S.C. Upstate	32	409	411	.499
Lynn	13	178	182	.494	South Dakota	35	487	403	.547
Mansfield	31	214	477	.310	Southampton	19	231	284	.449
Mars Hill	39	474	430	.524	Southeastern Okla.	33	506	305	.624
Mass.-Lowell	31	422	385	.523	Southern Ark.	11	109	180	.377
Mercy	25	263	408	.392	Southern Conn. St.	44	610	413	.596
Mercyhurst	37	307	423	.421	SIU Edwardsville	32	472	373	.559
Merrimack	34	349	431	.447	Southern Ind.	31	434	394	.524
Mesa St.	31	445	379	.540	Southern N.H.	29	266	480	.357
Metro St.	24	315	316	.499	Southwest Baptist	39	471	436	.519
Michigan Tech	31	483	343	.585	Southwest Minn. St.	37	497	404	.552
Midwestern St.	31	501	374	.573	Southwestern Okla.	9	128	115	.527
Miles	17	112	319	.260	Stillman	13	112	198	.361
Millersville	71	642	422	.603	Stonehill	35	672	259	.722
Minn. Duluth	30	581	297	.662	Tampa	31	445	378	.541
Minn. St. Mankato	39	492	485	.504	Tarleton St.	37	622	449	.581
Minn. St. Moorhead	30	446	465	.490	Tex. A&M-Commerce	21	198	363	.353
Minn.-Crookston	11	142	150	.486	Tex. A&M-Kingsville	25	318	369	.463
Mo. Southern St.	32	499	381	.567	Texas Woman's	31	319	503	.388
Mo. Western St.	31	615	296	.675	Tiffin	8	91	128	.416
Mo.-Rolla	32	326	435	.428	Truman	32	345	481	.418
Mo.-St. Louis	32	359	490	.423	Tusculum	8	81	137	.372
Molloy	21	228	347	.397	Tuskegee	31	515	368	.583
Mont. St.-Billings	33	546	297	.648	Upper Iowa	20	173	317	.353
Montevallo	30	400	386	.509	Valdosta St.	32	562	324	.634
Mount Olive	12	107	221	.326	Virginia St.	23	340	280	.548
UNC Pembroke	32	463	378	.551	Virginia Union	23	341	282	.547
N.C. Central	31	318	445	.417	Washburn	37	633	313	.669
N.M. Highlands	22	283	309	.478	Wayne St. (Mich.)	32	395	455	.465
Neb.-Kearney	39	600	373	.617	Wayne St. (Neb.)	36	501	480	.511
Neb.-Omaha	35	474	445	.516	West Ala.	28	424	352	.546
New Haven	31	445	375	.543	West Chester	46	566	417	.576
Newberry	30	281	498	.361	West Fla.	12	198	131	.602
NJIT	17	169	237	.416	West Ga.	46	548	422	.565
North Ala.	31	423	389	.521	West Liberty St.	16	306	166	.648
North Dakota	32	675	245	.734	West Tex. A&M	26	593	177	.770
Northeastern St.	11	173	139	.554	West Va. Tech	22	228	354	.392
Northern Ky.	32	672	261	.720	West Va. Wesleyan	14	194	183	.515
Northern Mich.	36	562	314	.642	West Virginia St.	33	479	440	.521
Northern St.	37	703	222	.760	Western N.M.	12	129	177	.422
Northwest Mo. St.	35	540	397	.576	Western St.	30	307	464	.398
Northwest Nazarene	7	106	89	.544	Western Wash.	16	350	120	.745
Northwood	26	260	418	.383	Wheeling Jesuit	15	282	149	.654
Nova Southeastern	8	110	106	.509	Wingate	28	597	234	.718
NYIT	16	129	294	.305	Winona St.	33	289	503	.365
Oakland City	36	410	330	.554	Winston-Salem	24	309	325	.487
Ouachita Baptist	11	181	119	.603	Wis.-Parkside	30	290	478	.378
Pace	28	534	284	.653					
Paine	24	495	226	.687					
Pfeiffer	32	362	442	.450					

DIVISION II

@ Includes three ties; & includes nine ties; ^ includes one tie; + includes six ties; # includes two ties

Years of Division II Classification

(Years listed refer to the corresponding championship season. For example, the 1981-82 season is listed as 1982.)

Active Members

Abilene Christian	1982-present
Adams St.	1983, 91-present
Adelphi	1982-present
Ala.-Huntsville	1987-present
Alas. Anchorage	1982-present
Alas. Fairbanks	1982-present
Albany St. (Ga.)	1982-present
Alderson-Broaddus	1995-present
American Int'l	1982-present
American (P.R.)	1996-present
Anderson (S.C.)	2000-present
Angelo St.	1982-present
Ark.-Monticello	1998-present
Arkansas Tech	1998-present
Armstrong Atlantic	1986, 88-present
Ashland	1982-present
Assumption	1982-present
Augusta St.	1982-84, 92-present
Augustana (S.D.)	1982-present
Barry	1989-present
Barton	1994-present
Bellarmino	1982-present
Belmont Abbey	1982-83, 94-present
Bemidji St.	1982-present
Bentley	1982-present
Bloomsburg	1982-present
Bluefield St.	1994-present
Bowie St.	1982-present
Bridgeport	1982-present
Bryant	1982-present
C.W. Post	1982-present
UC San Diego	2001-present
Cal Poly Pomona	1982-present
Cal St. Bakersfield	2001-present
Cal St. Chico	1982-present
Cal St. Dom. Hills	1982-present
Cal St. L.A.	1982-present
Cal St. San B'dino	1992-present
Cal St. Stanislaus	1990-present
California (Pa.)	1982-present
Cameron	1989-present
Carson-Newman	1992-present
Catawba	1992-present
Central Ark.	1993-present
Central Mo. St.	1982-present
Central Okla.	1989-present
Central Wash.	1999-present
Chadron St.	1991-present
Charleston (W.V.)	1982-83, 94-present
Cheyney	1989-present
Christian Bros.	1999-present
Clarion	1982-present
Clark Atlanta	1982-present
Clayton St.	1998-present
Coker	1994-present
UC-Colo. Spgs.	1991-present
Colo. Christian	1991-present
Colorado Mines	1982-present
Colorado St.-Pueblo	1982-84, 91-present
Columbia Union	1998-present
Columbus St.	1990-present
Concord	1994-present
Concordia (N.Y.)	1984-present
Davis & Elkins	1983-present
Delta St.	1986-present
Dist. Columbia	1982-present
Dowling	1988-present
Drury	2000-present
East Central	1999-present
East Stroudsburg	1982-present
Eastern N.M.	1986-present

Eckerd	1982-present
Edinboro	1982-present
Elizabeth City St.	1982-present
Emporia St.	1991-present
Erskine	1991-present
Fairmont St.	1994-present
Fayetteville St.	1983-present
Ferris St.	1982-present
Findlay	2001-present
Florida Tech	1987-present
Fla. Southern	1982-present
Fort Hays St.	1989-present
Fort Lewis	1982-84, 91-present
Fort Valley St.	1982-present
Francis Marion	1992-present
Franklin Pierce	1987-present
Gannon	1982-present
GC&SU	1991-present
Glenville St.	1994-present
Grand Canyon	1991-present
Grand Valley St.	1982-present
Harding	1998-present
Henderson St.	1993-present
Hillsdale	1985-present
Humboldt St.	1982-present
Incarinate Word	1999-present
Indiana (Pa.)	1982-present
Indianapolis	1982-present
Johnson C. Smith	1982-present
Kennesaw St.	1994-present
Kentucky St.	1982-present
Ky. Wesleyan	1982-present
Kutztown	1982-present
Lake Superior St.	1982-present
Lander	1992-present
Lane	1994-present
LeMayne-Owen	1982-present
Lees-McRae	1995-present
Lenoir-Rhyne	1990-present
Lewis	1982-present
Limestone	1992-present
Lincoln Memorial	1991-present
Lincoln (Mo.)	1982-present
Livingstone	1982-present
Lock Haven	1982-present
Lynn	1995-present
Mansfield	1982-present
Mars Hill	1992-present
Mass.-Lowell	1982-present
Mercy	1982-present
Mercyhurst	1982-present
Merrimack	1982-present
Mesa St.	1983, 91-present
Metro St.	1983-present
Michigan Tech.	1982-present
Midwestern St.	1986-87, 98-present
Miles	1989-present
Millersville	1982-present
Minn. Duluth	1982-present
Minn. St. Mankato	1982-present
Minn. St. Moorhead	1982-83, 94-present
Mo.-Rolla	1982-present
Mo.-St. Louis	1982-present
Mo. Southern St.	1989-present
Mo. Western St.	1989-present
Molloy	1983-present
Mont. St.-Billings	1982-present
Montevallo	1998-present
Mount Olive	1994-present
Neb.-Kearney	1989-present
Neb.-Omaha	1982-present
New Haven	1982-present
N. J. Inst. of Tech.	1998-present
N.M. Highlands	1983-85, 92-present
NYIT	1982-92, 00-present
Newberry	1991-present
North Ala.	1982-present
UNC Pembroke	1982-present
N.C. Central	1982-present
North Dakota	1982-present
North Fla.	1993-present

Northeastern St.	1999-present
Northern Ky.	1982-present
Northern Mich.	1982-present
Northern St.	1982, 94-present
Northwest Mo. St.	1982-present
Northwood	1982, 83, 85-87, 93-present
Oakland City	1991-present
Okla. Panhandle	2000-present
Ouachita Baptist	1998-present
Pace	1982-present
Paine	1987-present
Pfeiffer	1982-present
Philadelphia U.	1982-present
Pittsburg St.	1989-present
Pitt.-Johnstown	1982, 86-present
Presbyterian	1992-present
Queens (N.Y.)	1988-present
Queens (N.C.)	1991-present
Quincy	1986-present
Regis (Colo.)	1982-present
Rockhurst	1999-present
Rollins	1982-present
Saginaw Valley	1983-present
St. Andrews	1994-present
St. Anselm	1982-present
St. Augustine's	1982-present
St. Cloud St.	1982-present
St. Edward's	1999-present
St. Joseph's (Ind.)	1982-present
St. Leo	1982-present
St. Martin's	1999-present
St. Mary's (Tex.)	1999-present
St. Michael's	1982-present
St. Paul's	1982-present
St. Rose	1991-present
Salem Int'l	1994-present
San Fran. St.	1982-present
Seattle Pacific	1982-present
Shaw	1982-present
Shepherd	1991-present
Shippensburg	1982-present
Slippery Rock	1982-present
Sonoma St.	1984-present
S.C.-Aiken	1991-present
S.C. Upstate	1990-present
South Dakota	1982-present
Southampton	1987-present
Southeastern Okla.	1999-present
Southern Ark.	1998-present
Southern Conn. St.	1982-present
SIU Edwardsville	1982-present
Southern Ind.	1982-present
Southern N.H.	1982-present
Southwest Baptist	1987-present
Southwest Minn. St.	1982-85, 94-present
Southwestern Okla.	1999-present
Stonehill	1982-present
Tampa	1982-present
Tarleton St.	1995-present
Tex. A&M-Commerce	1982-present
Tex. A&M-Kingsville	1982-present
Texas Lutheran	1984, 99-present
Texas Wesleyan	1999-present
Texas Woman's	1983-present
Truman	1982-present
Tusculum	1999-present
Tuskegee	1982-present
Upper Iowa	2006
Valdosta St.	1982-present
Virginia St.	1982-present
Virginia Union	1982-present
Washburn	1989-present
Wayne St. (Mich.)	1982-present
Wayne St. (Neb.)	1989-present
West Ala.	1982-present
West Chester	1983-present
West Fla.	1995-present
West Ga.	1982-present
West Liberty St.	1992-present
West Tex. A&M	1987-present
West Va. Tech	1994-present

West Virginia St.	1998-present
West Va. Wesleyan	1994-present
Western N.M.	1995-present
Western Ore.	2001-present
Western St.	1983-86, 91-present
Western Wash.	1999-present
Westminster (Pa.)	1999-present
Wheeling Jesuit	1992-present
Wingate	1992-present
Winona St.	1982-present
Winston-Salem	1982-83, 85-present
Wis.-Parkside	1982-present

Former Members

Air Force	1983-96
Alabama A&M	1982-99
Alabama St.	1982
Albany (N.Y.)	1996-99
Army	1983-89
Ark.-Pine Bluff	1982-83
Benedict	1982-88
Bethune-Cookman	1982
Binghamton	1999-01
Boston College	1982
Buffalo	1989-91
Butler	1983-84
UC Davis	1982-03
UC Riverside	1982-01
Cal Lutheran	1986-91
Cal Poly	1982-94
Cal St. East Bay	1982-98
Cal St. Northridge	1982-90
Canisius	1984-86
Central Conn. St.	1982-86
UCF	1982-84
Central St.	1982-87
Central Wash.	1983-84
Chapman	1982-94
Chicago St.	1982-84
Coastal Caro.	1986
Colgate	1983-86
Converse	1994
Dayton	1982-84
Denver	1982-98
Eastern Wash.	1982
Elon	1992-99
Fla. Atlantic	1985-93
Florida Int'l	1982-87
Franklin	1982-86
Gardner-Webb	1992-01
Georgetown (Ky.)	1982-83
Hampton	1982-95
Hardin-Simmons	1992-94
Hartford	1982-84
Hartwick	1982
High Point	1994-99
Howard Payne	1983-87
Immaculata	1983-89
IPFW	1983-02
IUPUI	1994-98
Jacksonville St.	1982-95
Jamestown	1983-84
Keene St.	1983-97
Knoxville	1989-90
Liberty	1982-88
Longwood	1982-03
UMBC	1982-86
Mercer	1985
Minn.-Morris	1994-03
Mississippi Col.	1990-97
Mississippi-Women	1983-03
Missouri St.	1982
Monmouth	1982
Morgan St.	1982-84
Morris Brown	1982-01
Mt. St. Mary's	1982-88
Navy	1983-91
Niagara	1983-86
Norfolk St.	1982-97

UNC Asheville	1986	Quinnipiac	1982-98	Savannah St.	1982-01	Troy	1982-93
UNC Greensboro	1989-91	Radford	1982-85	South Dakota St.	1982-05	Ulrica	1983-86
North Dakota St.	1982-05	Randolph-Macon	1982-89	Southeast Mo. St.	1982-91	William & Mary	1983-84
Northeastern Ill.	1990	Sacramento St.	1982-91	Southern Ore.	1982-84	Winthrop	1986
Northern Colo.	1982-04	Sacred Heart	1982-99	Southern Utah	1983-88	Wis.-Green Bay	1984-85
Notre Dame (Cal.)	1989-95	St. Bonaventure	1983-86	Springfield	1982-95	Wis.-Milwaukee	1987-90
Oakland	1982-99	St. Francis (Ill.)	1994-99	Stony Brook	1996-99	Wofford	1989-95
Portland St.	1982, 92-98	St. John Fisher	1982-86	Tenn.-Martin	1982, 86-92	Wright St.	1982-87
Pratt	1982-83	St. Thomas (Fla.)	1987	Texas St.	1982-84		
Puget Sound	1982-89	Sam Houston St.	1982-84	Transylvania	1982		



Photo by Elizabethtown Sports Information

Division III Records

Individual Records.....	68
Team Records.....	69
All-Time Individual Leaders.....	71
Annual Individual Champions.....	79
All-Time Team Leaders.....	80
Annual Team Champions.....	83
All-Time Winningest Teams.....	85
Years of Division III Classification	88

Individual Records

Official NCAA women's basketball records began with the 1981-82 season and are based on information submitted to the NCAA statistics service by institutions participating in the weekly statistics rankings. Official career records include only those seasons in Division III during the era of official NCAA statistics, which began with the 1981-82 season. Three-point field goals were added in 1987-88, assists were added in 1988-89 and blocked shots and steals were added in 1992-93. In statistical rankings, the rounding of percentages and/or averages may indicate ties where none exist. In these cases, the numerical order of the rankings is accurate.

Scoring

POINTS

Game

61—Ann Gilbert, Oberlin vs. Allegheny, Feb. 6, 1991 (28 FGs, 2 3FGs, 3 FTs)

Season

891—Jeannie Demers, Buena Vista, 1987 (385 FGs, 121 FTs, 26 games)

Career

3,171—Jeannie Demers, Buena Vista, 1984-87 (1,386 FGs, 399 FTs, 105 games)

AVERAGE PER GAME

Season

34.3—Jeannie Demers, Buena Vista, 1987 (891 in 26)

Career

(Min. 1,200 points) 30.2—Jeannie Demers, Buena Vista, 1984-87 (3,171 in 105)

DOUBLE-FIGURE SCORING GAMES

Consecutive

113—Laurie Trow, St. Thomas (Minn.), Nov. 17, 1989 to March 5, 1993

Career

113—Laurie Trow, St. Thomas (Minn.), 1990-93 (113 games)

TRIPLE-DOUBLE GAMES*

Career

10—Suzy Venet, Mount Union, 1995-98



Photo by Dawn Jacobsy/Baptist Bible College

Jessica Doane of Baptist Bible (Pa.) made a record 127 three-point field goals in 28 games during the 2006 season.

QUADRUPLE-DOUBLE GAMES*

Career

2—Suzy Venet, Mount Union, 1995-98

*Double figures in any combination of three or four categories in a single game (scoring, rebounding, blocked shots, steals or assists).

Field Goals

FIELD GOALS

Game

28—Ann Gilbert, Oberlin vs. Allegheny, Feb. 6, 1991 (55 attempts)

Season

385—Jeannie Demers, Buena Vista, 1987 (816 attempts)

Career

1,386—Jeannie Demers, Buena Vista, 1984-87 (2,838 attempts)

CONSECUTIVE FIELD GOALS

Game

13—By four players. Most recent: Sharon Laddey, Rowan vs. Rutgers-Newark, Jan. 27, 1996

Season

18—Alia Fischer, Washington-St. Louis, Jan. 23-25, 1998; Anjee Beard, Baldwin-Wallace, Jan. 8-22, 2000 (also career record)

FIELD-GOAL ATTEMPTS

Game

55—Ann Gilbert, Oberlin vs. Allegheny, Feb. 6, 1991 (28 made)

Season

816—Jeannie Demers, Buena Vista, 1987 (385 made)

Career

2,838—Jeannie Demers, Buena Vista, 1984-87 (1,386 made)

FIELD-GOAL PERCENTAGE

Game

(Min. 14 made) 100%—Shannon Rexrode, Frostburg St. vs. Pitt-Bradford, Dec. 11, 1999 (15 of 15)

(Min. 20 made) 81.3%—Terry Cole, Rutgers-Camden vs. Ramapo, Feb. 26, 1983 (26 of 32)

Season

74.2%—Vanessa Wyffels, Willamette, 2005 (173 of 233)

Career

(Min. 400 made) 68.7%—Alicia Davis, Loras, 2001-04 (721 of 1,049)

Three-Point Field Goals

THREE-POINT FIELD GOALS

Game

15—Michelle Jones, Wm. Paterson vs. New Jersey City, Jan. 9, 1991 (33 attempts)

Season

127—Jessica Doane, Baptist Bible (Pa.), 2006 (322 attempts)

Career

368—Meegan Garrity, Clark (Mass.), 1994-97 (1,107 attempts)

THREE-POINT FIELD GOALS PER GAME

Season

4.9—Brenna Holcomb, Whittier, 1996 (123 in 25)

Career

(Min. 125 made) 3.8—Angel Hall, Anderson (Ind.), 2001-04 (315 in 82)

CONSECUTIVE THREE-POINT FIELD GOALS

Game

9—Stacie Robey, Wis.-River Falls vs. Wis.-La Crosse, Feb. 18, 1989

Season

13—Jane Ruliffson, Macalester, from Dec. 31, 1990, to Jan. 2, 1991 (also career record)

CONSECUTIVE GAMES SCORING A THREE-POINT GOAL

Season

30—Meegan Garrity, Clark (Mass.), from Nov. 17, 1995, to March 2, 1996

Career

72—Meegan Garrity, Clark (Mass.), from Dec. 3, 1994 to March 5, 1997

THREE-POINT FIELD-GOAL ATTEMPTS

Game

33—Michelle Jones, Wm. Paterson vs. New Jersey City, Jan. 9, 1991 (15 made)

Season

328—Brenna Holcomb, Whittier, 1996 (123 made)

Career

1,107—Meegan Garrity, Clark (Mass.), 1994-97 (368 made)

THREE-POINT FIELD-GOAL PERCENTAGE

Game

(Best perfect game) 100.0%—Melissa Young, Gust. Adolphus vs. Macalester, Jan. 25, 1992 (8 of 8); Nicole Matson, Emmanuel (Mass.) vs. Rivier, Feb. 25, 1998 (8 of 8); Beth Ruether, Washington-St. Louis vs. Sewanee, Dec. 30, 1998 (8 of 8); Keira Flannagan, Elms vs. Becker, Feb. 15, 2002 (8 of 8)

Season

(Min. 50 made) 60.0%—Ellen Thompson, Rhodes, 1989 (54 of 90)

(Min. 75 made) 47.2%—Jennifer Young, Bridgewater (Va.), 1998 (76 of 161)

Career

(Min. 125 made) 50.0%—Kelly O'Keef, Wis.-Oshkosh, 2004-06 (133 of 266)

Free Throws

FREE THROWS

Game

26—Julie Christensen, Wis. Lutheran vs. Carthage, Nov. 23, 2002 (29 attempts)

Season

256—Peggie Sweeney, Pine Manor, 1996 (346 attempts)

Career

789—Simone Edwards, FDU-Florham, 1990-93 (1,078 attempts)

CONSECUTIVE FREE THROWS

Game

20—Sharon Rines, St. Joseph's (Me.) vs. Emmanuel (Mass.), Jan. 26, 1993; Nya Geschke, Wis.-Whitewater vs. Wis.-Stout, Feb. 21, 2004

Season

61*—Valerie Kepner, Baldwin-Wallace, from Nov. 18, 1988, to Feb. 12, 1989

Career

69—Jamie Visness, Concordia-M'head, from Jan. 28, 2002, to Feb. 12, 2003

*Note: Also made her final eight free-throw attempts of the 1987 season while playing for Lake Erie (not an NCAA member at the time), for a personal total of 69 consecutive successful free throws.

FREE-THROW ATTEMPTS

Game

29—Christina Hobson, Smith vs. SCAD, Dec. 29, 1997 (21 made); Julie Christensen, Wis. Lutheran vs. Carthage, Nov. 23, 2002 (26 made)

Season

346—Peggie Sweeney, Pine Manor, 1996 (256 made)

Career

1,078—Simone Edwards, FDU-Florham, 1990-93 (789 made)

FREE-THROW PERCENTAGE

Game

(Best perfect game) 100.0%—Nya Geschke, Wis.-Whitewater vs. Wis.-Stout, Feb. 21, 2004 (20 of 20)

Season

95.5%—Valerie Kepner, Baldwin-Wallace, 1989 (63 of 66)

Career

(Min. 250 made) 89.5—Angel Hall, Anderson (Ind.), 2001-04 (323 of 361)

Rebounds**REBOUNDS****Game**

38—Andreen Gilpin, Mass.-Boston vs. Rivier, Feb. 11, 1999

Season

579—Carla Gadsden, New Jersey City, 1982 (27 games)

Career

1,545—Ronda Jo Miller, Gallaudet, 1997-00 (106 games)

AVERAGE PER GAME**Season**

23.8—Sybil Smith, Baruch, 1995 (523 in 22)

Career

(Min. 1,000) 17.7—Sybil Smith, Baruch, 1993-96 (1,170 in 66)

Assists**ASSISTS****Game**

21—Tricia Andres, Mills vs. Dominican (Cal.), Nov. 21, 1991

Season

303—Tonja Sanders, Rust, 1990 (26 games); Suzy Venet, Mount Union, 1998 (32 games)

Career

1,002—Karen Barefoot, Chris. Newport, 1991-94 (108 games)

AVERAGE PER GAME**Season**

11.7—Tonja Sanders, Rust, 1990 (303 in 26)

Career

(Min. 450) 9.8—Tonja Sanders, Rust, 1989-92 (669 in 68)

Blocked Shots**BLOCKED SHOTS****Game**

18—Laurie Miller, East. Mennonite vs. Emory & Henry, Jan. 21, 1995

Season

205—Cori Carson, Marymount (Va.), 1996 (30 games)

Career

485—Cori Carson, Upsala/Marymount (Va.), 1994, 96-97 (85 games)

AVERAGE PER GAME**Season**

7.3—Monica Fitzgerald, Lincoln (Pa.), 1994 (132 in 18)

Career

5.7—Cori Carson, Upsala/Marymount (Va.), 1994, 96-97 (485 in 85)

Steals**STEALS****Game**

20—Enma Rivera, CCNY vs. York (N.Y.), Jan. 23, 1998

Season

182—Jehan Clark, New York U., 1999 (28 games)

Career

573—Colleen McCrave, Bates, 1996-99 (99 games); Amanda Poppleton, Notre Dame (Md.), 2000-03 (106 games)

AVERAGE PER GAME**Season**

7.4—Enma Rivera, CCNY, 1996 (178 in 24)

Career

7.3—Enma Rivera, CCNY, 1995-96, 98-99 (435 in 60)

Games**GAMES PLAYED****Career**

127—Susan Heidt, St. John Fisher, 1987-90

Team Records

Note: Where records involve both teams, each team must be an NCAA Division III member institution.

SINGLE-GAME RECORDS**Scoring****POINTS**

140—Plymouth St. vs. Hawthorne (41), Feb. 14, 1983; Bishop vs. Concordia (Tex.) (73), Feb. 21, 1986

POINTS BY LOSING TEAM (including overtimes)

115—Wesleyan (Ga.) vs. Oglethorpe (125), Dec. 7, 2001 (ot)

POINTS BY LOSING TEAM (regulation time)

102—Salisbury vs. Marymount (Va.) (109), Jan. 22, 1997

POINTS, BOTH TEAMS

240—Oglethorpe (125) vs. Wesleyan (Ga.) (115), Dec. 7, 2001 (ot)

POINTS IN A HALF

78—Muhlenberg (133) vs. Haverford (80), Dec. 8, 2004 (second half)

FEWEST POINTS ALLOWED

4—Vassar (67) vs. Bard, Dec. 9, 1997

FEWEST POINTS ALLOWED IN A HALF

0—New York U. (73) vs. CCNY (18), Dec. 13, 1991 (New York U. outscored CCNY 40-0 in second half); Binghamton (99) vs. York (N.Y.) (6), Nov. 22, 1995 [Binghamton outscored York (N.Y.) 43-0 in first half]; Vassar (67) vs. Bard (4), Dec. 9, 1997 (Vassar outscored Bard 34-0 in second half); Daniel Webster (89) vs. Wheelock (13), Dec. 11, 1997 (Daniel Webster outscored Wheelock 40-0 in second half); Muhlenberg (62) vs. Bryn Mawr (10), Jan. 22, 2001 (Muhlenberg outscored Bryn Mawr 37-0 in the first half); Notre Dame (Md.) (87) vs. Bennett (24), Jan. 13, 2002 [Notre Dame (Md.) outscored Bennett 41-0 in first half]

FEWEST POINTS, BOTH TEAMS

48—Beloit (28) vs. Cornell College (20), Jan. 19, 1985

WINNING MARGIN

115—Cal Lutheran (124) vs. Pacific Christian (9), Nov. 30, 1993

LARGEST MARGIN OVERCOME FOR VICTORY

24—Western Conn. St. (61) vs. Keene St. (58) (ot), Jan. 9, 2001 (largest deficit came at 10:53, second half)

Field Goals**FIELD GOALS**

65—Plymouth St. vs. Hawthorne, Feb. 14, 1983 (100 attempts)

FIELD-GOAL ATTEMPTS

134—Cal Lutheran vs. Pacific Christian, Nov. 30, 1993 (56 made)

FIELD-GOAL PERCENTAGE

77.4%—Millsaps vs. Judson, Feb. 11, 1986 (41 of 53)

FIELD-GOAL PERCENTAGE, HALF

(Min. 20 made) 80.0%—St. John Fisher vs. Buffalo St., Jan. 11, 1988 (20 of 25); Cal St. Stanislaus vs. Bethel (Minn.), Dec. 2, 1988 (24 of 30)

Three-Point Field Goals**THREE-POINT FIELD GOALS**

21—Muhlenberg vs. Haverford, Dec. 9, 2004 (53 attempts)

THREE-POINT FIELD GOALS, BOTH TEAMS

26—Cabrini (20) vs. Rosemont (6), Feb. 15, 1994

CONSECUTIVE THREE-POINT FIELD GOALS

10—Cal St. Stanislaus vs. Pt. Loma Nazarene, Dec. 10, 1988

THREE-POINT FIELD-GOAL ATTEMPTS

64—Muhlenberg vs. Haverford, Feb. 12, 2004 (19 made)

THREE-POINT FIELD-GOAL ATTEMPTS, BOTH TEAMS

75—LeTourneau (41) vs. Texas-Dallas (34), Feb. 5, 2004

THREE-POINT FIELD-GOAL PERCENTAGE

(Best perfect game) 100.0%—Utica/Rome vs. Skidmore, Feb. 5, 1992 (8 of 8)

(Min. 10 made) 92.3%—Alma vs. Adrian, Feb. 15, 2000 (12 of 13)

THREE-POINT FIELD-GOAL PERCENTAGE, BOTH TEAMS

(Min. 10 made) 82.4%—Pine Manor (14 of 17) vs. Framingham St. (0 of 0), Feb. 6, 1988 (14 of 17)

Free Throws**FREE THROWS**

46—Elizabethtown vs. Moravian, Jan. 14, 1993 (51 attempts)

FREE THROWS, BOTH TEAMS

74—Moravian (40) vs. Messiah (34), Feb. 12, 1994

FREE-THROW ATTEMPTS

64—Oneonta St. vs. Utica, Jan. 18, 2004 (37 made)

FREE-THROW ATTEMPTS, BOTH TEAMS

96—Upsala (52) vs. Moravian (44), Feb. 24, 1994

FREE-THROW PERCENTAGE

(Min. 30 made) 100%—Moravian vs. Susquehanna, Dec. 7, 2003 (35 of 35)

FREE-THROW PERCENTAGE, BOTH TEAMS

(Min. 40 made) 93.5%—Juniata (31 of 32) vs. Waynesburg (12 of 14), Jan. 25, 1993 (43 of 46) (Min. 60 made) 86.5%—Elizabethtown (46 of 51) vs. Moravian (18 of 23), Jan. 14, 1993 (64 of 74)

Rebounds**REBOUNDS**

96—Grove City vs. Villa Maria, Feb. 20, 1984; Lehman vs. St. Joseph's (L.I.), Jan. 9, 1985

REBOUND MARGIN

58—John Jay (78) vs. Marymount (N.Y.) (20), Dec. 5, 1996

Assists**ASSISTS**

40—New York U. vs. John Jay, Nov. 21, 2000

Steals**STEALS**

46—Colby-Sawyer vs. Eastern Nazarene, Dec. 8, 2001

Personal Fouls**PERSONAL FOULS**

51—Knoxville vs. Fisk, Jan. 23, 1985

PERSONAL FOULS, BOTH TEAMS

68—Wis.-Stout (37) vs. Buffalo St. (31), Nov. 23, 1997

Overtimes**OVERTIME PERIODS**

4—Claremont-M-S (98) vs. Carroll (Wis.) (97), Dec. 31, 1993; Carnegie Mellon (79) vs. Chicago (77), Feb. 2, 1997; Hartwick (87) vs. Oneonta St. (80), Jan. 18, 2000

POINTS IN ONE OVERTIME PERIOD

23—Susquehanna vs. Moravian, Feb. 23, 1995

POINTS IN ONE OVERTIME PERIOD, BOTH TEAMS

35—Anna Maria (18) vs. Regis (Mass.) (17), Jan. 24, 1991; Millikin (18) vs. Ill. Wesleyan (17), Feb. 19, 1991

POINTS IN OVERTIME PERIODS

38—Claremont-M-S vs. Carroll (Wis.), Dec. 31, 1993 (4 ot)

POINTS IN OVERTIME PERIODS, BOTH TEAMS

75—Claremont-M-S (38) vs. Carroll (Wis.) (37), Dec. 31, 1993 (4 ot)

SEASON RECORDS**Scoring****POINTS**

3,023—North Central (Ill.), 1982 (38 games)

HIGHEST AVERAGE PER GAME

96.6—Bishop, 1986 (2,995 in 31)

HIGHEST AVERAGE SCORING MARGIN

36.2—Geneseo St., 1995 (89.1 own, 52.9 opponent)

GAMES WITH AT LEAST 100 POINTS

10—St. Joseph's (Me.), 1990

CONSECUTIVE GAMES WITH AT LEAST 100 POINTS

5—Marymount (Va.), Feb. 17-March 6, 1993

Field Goals**FIELD GOALS**

1,287—Bishop, 1986 (2,900 attempts)

FIELD-GOAL ATTEMPTS

2,900—Bishop, 1986 (1,287 made)

FIELD-GOAL PERCENTAGE

54.6%—Wilkes, 1984 (730 of 1,338)

Three-Point Field Goals**THREE-POINT FIELD GOALS**

307—Thomas, 2006 (998 attempts)

THREE-POINT FIELD GOALS PER GAME

11.8—Thomas, 2006 (307 in 26)

THREE-POINT FIELD-GOAL ATTEMPTS

998—Thomas, 2006 (307 made)

THREE-POINT FIELD-GOAL ATTEMPTS PER GAME

38.4—Thomas, 2006 (998 in 26)

THREE-POINT FIELD-GOAL PERCENTAGE

(Min. 50 made) 60.4%—Rhodes, 1989 (55 of 91)
(Min. 100 made) 45.9%—Cal St. Stanislaus, 1989 (111 of 242)

Free Throws**FREE THROWS**

631—Moravian, 1992 (861 attempts); Capital, 1995 (861 attempts)

FREE-THROW ATTEMPTS

861—Moravian, 1992 (631 made); Capital, 1995 (631 made)

FREE-THROW PERCENTAGE

82.6%—Rose-Hulman, 2006 (442 of 535)

Rebounds**REBOUNDS**

1,776—Bishop, 1986 (31 games)

HIGHEST AVERAGE PER GAME

60.2—Mills, 1992 (1,203 in 20)

HIGHEST AVERAGE REBOUND MARGIN

30.4—Norwich, 1984 (57.2 own, 26.7 opponent)

Personal Fouls**PERSONAL FOULS**

710—Bishop, 1984 (28 games)

FEWEST PERSONAL FOULS

100—Webster, 1987 (6 games)

Defense**LOWEST SCORING AVERAGE PER GAME ALLOWED**

32.6—Mt. St. Mary (N.Y.), 1990 (620 in 19)

LOWEST FIELD-GOAL PERCENTAGE ALLOWED

27.2%—New Rochelle, 1999 (410 of 1,509)

General Records**VICTORIES IN A SEASON**

33—Capital, 1995; Hope, 2006.

CONSECUTIVE VICTORIES

81—Washington-St. Louis, from Feb. 20, 1998, to Jan. 12, 2001 (ended with a 79-68 loss to Fontbonne on Jan. 16, 2001)

CONSECUTIVE VICTORIES IN A SEASON

33—Capital, from Nov. 18, 1994, to March 18, 1995 (entire season)

CONSECUTIVE HOME-COURT VICTORIES

88—Rust, from Jan. 23, 1982, to Feb. 21, 1989 (ended with 92-89 loss to Philander Smith, Nov. 20, 1989)

CONSECUTIVE ROAD VICTORIES

29—Washington-St. Louis, March 13, 1998, to Jan. 7, 2001

CONSECUTIVE 20-WIN SEASONS

25—Southern Me., 1982-06 (current)*

*Note: Also had 20 wins in 1981, one year before official NCAA women's basketball records began.

CONSECUTIVE 30-WIN SEASONS

2—Washington-St. Louis, 1999-00; Capital, 1994-95; Southern Me., 2005-06.

CONSECUTIVE WINNING SEASONS

25—Wittenberg, 1982-06 (current)†; Southern Me., 1982-06 (current)

CONSECUTIVE NON-LOSING SEASONS

25—Wittenberg, 1982-06 (current)†; Southern Me., 1982-06 (current)

*Note: Also had 33 consecutive winning seasons (since 1969) and 43 consecutive non-losing seasons (since 1957) before the beginning of NCAA records.

MOST IMPROVED WON-LOST RECORD

13½ games—Penn St.-Behrend, 1992 (22-4, from 8-17 in 1991); Cal Lutheran, 1995 (23-3, from 8-15 in 1994)

CONSECUTIVE DEFEATS

83—Schreiner, from Jan. 19, 2002, to Feb. 17, 2005

30-GAME WINNERS

33—Capital, 1995; Hope, 2006.
32—Wis.-Eau Claire, 2003; Southern Me., 2006.
31—Scranton, 1985; St. John Fisher, 1988; St. John Fisher, 1990; Moravian, 1992; Wis.-Oshkosh, 1996; Hope, 2003; Southern Me., 2005; Scranton, 2006.

30—Scranton, 1993; Capital, 1994; Washington-St. Louis, 1999; Washington-St. Louis, 2000; Wis.-Stevens Point, 2002; Bowdoin, 2004; Randolph-Macon, 2005.

UNBEATEN TEAMS

1995—Capital (33-0)
1996—Wis.-Oshkosh (31-0)
1999—Washington-St. Louis (30-0)
2000—Washington-St. Louis (30-0)

All-Time Individual Leaders

Single-Game Records

SCORING HIGHS

Pts.	Player, Team vs. Opponent	Date
61	Ann Gilbert, Oberlin vs. Allegheny	Feb. 6, 1991
59	E'Lisa Ladson, Wesleyan (Ga.) vs. Oglethorpe	Dec. 7, 2001
58	Emily Mullet, East. Mennonite vs. Wash. & Lee	Feb. 7, 2001
57	Glenda Gileud, Stillman vs. Miles	Nov. 27, 1996
55	Michelle Jones, Wm. Paterson vs. New Jersey City	Jan. 9, 1991
54	Michelle DuFour, Castleton St. vs. Notre Dame (N.H.)	1995
54	Cindy Davenport, St. Mary's (Md.) vs. Villa Julie	1996
54	Glenda Gileud, Stillman vs. Blue Mountain	1997
54	Stacy Manfredi, St. Joseph (Conn.) vs. Daniel Webster	1998
54	Glenda Gileud, Stillman vs. Rust	1998
53	Terry Cole, Rutgers-Camden vs. Ramapo	1983
53	Kim Bond, Maranatha Baptist vs. Crown	Nov. 22, 2003
52	Leslee Rogers, La Verne vs. La Sierra	1996
52	Glenda Gileud, Stillman vs. Judson	1997
51	Ann Gilbert, Oberlin vs. Case Reserve	1990
51	Tiffany Trent, Cazenovia vs. Utica/Rome	Jan. 16, 2003
51	Amber Bodrick, Thiel vs. Bethany (W.V.)	Jan. 25, 2006

FIELD-GOAL PERCENTAGE (minimum 14 field goals made)

Pct.	Player, Team vs. Opponent	Date
1.000	Shannon Rexrode, Frostburg St. vs. Pitt.-Bradford (15-15)	Dec. 11, 1999
.944	Tara Carleton, Rand.-Macon Woman's vs. Va. Wesleyan (17-18)	Jan. 24, 1998
.938	Alicia Davis, Loras vs. Blackburn (15-16)	Dec. 28, 2003
.933	Kirsten Vipond, St. Thomas (Minn.) vs. Augsburg (14-15)	Feb. 4, 1998
.933	Natalia Perlaza, Albertus Magnus vs. St. Joseph (Conn.) (14-15)	Jan. 25, 2005
.891	Alicia Davis, Loras vs. Dubuque (15-17)	Dec. 8, 2001
.889	Katryn Costenbader, St. Mary's (Md.) vs. Cedar Crest (16-18)	Nov. 20, 1999
.882	Kitri Peterson, Bethel (Minn.) vs. Gust. Adolphus (15-17)	Jan. 3, 1996
.882	Sharon Laddley, Rowan vs. Kean (15-17)	Jan. 24, 1996
.875	Debbie Clise, Marymount (Va.) vs. Shenandoah (14-16)	Feb. 27, 1988
.875	Laura Haynes, Guilford vs. Lynchburg (14-16)	Feb. 5, 1998
.833	Kim Davis, Mississippi Col. vs. Belhaven (15-18)	Dec. 6, 1997
.826	Kim Faust, Frostburg St. vs. Lake Erie (19-23)	Jan. 27, 2001
.824	Rachel Oblinger, Martin Luther vs. St. Catherine (14-17)	Jan. 31, 1997
.823	Krista Kuhlman, Illinois Col. vs. Carroll (Wis.) (14-17)	Jan. 26, 2002

THREE-POINT FIELD GOALS (since 1988)

FG	Player, Team vs. Opponent	Date
15	Michelle Jones, Wm. Paterson vs. New Jersey City	Jan. 9, 1991
11	Terrri Niles, Salem St. vs. Fitchburg St.	Feb. 11, 1997
11	Kari Pfeifer, Benedictine (Ill.) vs. Concordia (Ill.)	Feb. 24, 2001
11	Lauren D'Ambrosio, New York U. vs. Staten Island	March 9, 2003
11	Kim Drosdik, Thomas vs. Bay Path	Feb. 2, 2006
10	Tonja Sanders, Rust vs. Philander Smith	Jan. 8, 1992
10	Vicki Fuess, Utica vs. Green Mountain	Feb. 8, 1992
10	Brenna Werner, Whittier vs. Pomona-Pitzer	Feb. 21, 1995
10	Kim Graf, Kenyon vs. Ohio Wesleyan	Jan. 20, 1996
10	Laurie Kraleman, Fontbonne vs. Webster	Feb. 20, 1996
10	Melissa Wood, Cal Lutheran vs. Bethany (Cal.)	Nov. 30, 1996
10	Kim Graf, Kenyon vs. Bluffton	Feb. 12, 1997
10	Maureen Keag, Staten Island vs. Lehman	Feb. 23, 1999
10	Emily Mullet, East. Mennonite vs. Shenandoah	Dec. 8, 2000
10	Emily Mullet, East. Mennonite vs. Wash. & Lee	Feb. 7, 2001
10	Dari Magyar, New York U. vs. Stevens Institute	Jan. 8, 2002
10	Laura Crowley, Washington-St. Louis vs. Carnegie Mellon	Feb. 21, 2003
10	Vanessa Vargas, Ramapo vs. Rutgers-Camden	Jan. 31, 2004
10	Karlene Clapp, Manchester vs. Bluffton	Feb. 19, 2005
10	Katie Higier, New York U. vs. Drew	March 2, 2005

THREE-POINT FIELD GOAL PERCENTAGE (minimum 6 three-point field goals made; since 1988)

Pct.	Player, Team vs. Opponent	Date
1.000	Melissa Young, Gust. Adolphus vs. Macalester (8-8)	Jan. 25, 1992
1.000	Nicole Matson, Emmanuel (Mass.) vs. Rivier (8-8)	Feb. 25, 1998
1.000	Beth Rueither, Washington-St. Louis vs. Sewanee (8-8)	Dec. 30, 1998
1.000	Keira Flannagan, Elms vs. Becker (8-8)	Feb. 15, 2002
1.000	Jannell Twietmeyer, Alma vs. Defiance (7-7)	Nov. 18, 2000
1.000	Angelique Cavanaugh, Va. Wesleyan vs. Randolph-Macon (7-7)	Jan. 25, 2001
1.000	Kristy Freeman, Lake Forest vs. Chicago (7-7)	Nov. 30, 2004
1.000	Carolyn Korchik, Hamline vs. St. Thomas (Minn.) (7-7)	Dec. 6, 2004
1.000	Jane Fulfiffson, Macalaster vs. Bethel (Minn.) (6-6)	Jan. 2, 1991
1.000	Michelle Fischer, Wis.-Whitewater vs. Rockford (6-6)	Nov. 28, 1992
1.000	Emily Case, Marymount (Va.) vs. Notre Dame (Md.) (6-6)	Feb. 12, 1996
1.000	Amber Sherman, Wittenberg vs. Allegheny (6-6)	Jan. 4, 1997
1.000	Katie Lapacek, Wis.-Whitewater vs. Wis.-Eau Claire (6-6)	Jan. 25, 1997
1.000	Sarah Irish, Manchester vs. Berea (6-6)	Dec. 12, 1998
1.000	Robin Ishibashi, Whittier vs. Bethany (Cal.) (6-6)	Nov. 20, 1999



Their's Amber Bodrick scored 51 points against Bethany (W.V.) on January 25, 2006, an effort good enough to rank on the list of scoring highs in a single game.

Photo by Ed Maillard

Pct.	Player, Team vs. Opponent	Date
1.000	Jodi Soule, Augsburg vs. St. Benedict (6-6)	Feb. 12, 2000
1.000	Lauren Martin, Johns Hopkins vs. McDaniel (6-6)	Jan. 20, 2001
1.000	Rachel Newman, Carthage vs. North Central (Ill.) (6-6)	Feb. 3, 2001
1.000	Kelly Smith, Emory & Henry vs. Va. Wesleyan (6-6)	Jan. 18, 2002
1.000	Sarah Gordon, Baldwin-Wallace vs. Wilmington (Ohio) (6-6)	Dec. 14, 2002
1.000	Lora Filsinger, Rhodes vs. Rose-Hulman (6-6)	Jan. 5, 2003
1.000	Lisa Yoder, Marietta vs. Otterbein (6-6)	Jan. 8, 2003
1.000	Laura Booth, Western New Eng. vs. Albertus Magnus (6-6)	Feb. 3, 2003
1.000	Sara Rechnitzer, Rand.-Macon Woman's vs. Randolph-Macon (6-6)	Jan. 10, 2004
1.000	Katie Redican, Fitchburg St. vs. Framingham St. (6-6)	Jan. 27, 2004
1.000	Julia Loonin, Bowdoin vs. Colby (6-6)	Dec. 10, 2005
1.000	Ruth Williamson, Susquehanna vs. Lycoming (6-6)	Jan. 7, 2006

FREE-THROW PERCENTAGE (minimum 18 free throws made)

Pct.	Player, Team vs. Opponent	Date
1.000	Nya Geschke, Wis.-Whitewater vs. Wis.-Stout (20-20)	Feb. 21, 2004
1.000	Annette Hoffman, Juniata vs. Waynesburg (19-19)	Jan. 25, 1993
1.000	Joni Ross, Luther vs. Simpson (18-18)	Feb. 25, 1989
1.000	Jenna Martin, St. Catherine vs. Bethel (Minn.) (18-18)	Jan. 14, 2004
.950	Missy Hensley, East. Mennonite vs. Randolph-Macon (19-20)	Feb. 22, 1992
.950	Richelle Takemoto, Bryn Mawr vs. Rosemont (19-20)	Feb. 1, 1997

REBOUNDS

Reb.	Player, Team vs. Opponent	Date
38	Andreen Gilpin, Mass.-Boston vs. Rivier	Feb. 11, 1999
35	Terry Cole, Rutgers-Camden vs. Rowan	Jan. 13, 1983
35	Malane Perry, Fitchburg St. vs. Worcester St.	Feb. 8, 1992
35	Heather Stewart, New Rochelle vs. St. Joseph's (L.I.)	Dec. 4, 1997
34	Terry Lockwood, St. Elizabeth vs. Mt. St. Vincent	Feb. 8, 1989
34	Caroline Leary, Middlebury vs. Emmanuel (Mass.)	Feb. 9, 1991
34	Sayunara Lopez, Lehman vs. St. Joseph's (L.I.)	Dec. 9, 1996
33	Tobi Nobbs, Norwich vs. St. Rose	Feb. 11, 1989
33	Tiffany Stewart, Cedar Crest vs. Chesnut Hill	Feb. 3, 2001
32	Chris Lofgren, Trinity (Conn.) vs. Wesleyan	Feb. 10, 1982
32	Sandy Buddelmeyer, Capital vs. Muskingum	Feb. 13, 1990
32	Kim Roth, Salisburg vs. Lynchburg	Dec. 16, 1993
31	Liza Jansen, Wellesley vs. Wesleyan (Conn.)	Dec. 10, 1993
31	Sybil Smith, Baruch vs. Mt. St. Vincent	Dec. 2, 1994
31	Sybil Smith, Baruch vs. John Jay	Feb. 20, 1995
31	Heather Stewart, New Rochelle vs. Old Westbury	Jan. 27, 1998
31	Heather Stewart, New Rochelle vs. Yeshiva	Feb. 17, 1998
31	Christina Nicol, Waynesburg vs. Carlow	Jan. 28, 1999
31	Nicole Kilgannon, Notre Dame (Md.) vs. Wilson	Jan. 28, 1999
31	Heather Stewart, New Rochelle vs. Yeshiva	Feb. 17, 1999

ASSISTS (since 1989)

Ast.	Player, Team vs. Opponent	Date
21	Tricia Andres, Mills vs. Dominican (Cal.)	Nov. 21, 1991
20	Kristie Delbrugge, Frostburg St. vs. Shenandoah	Feb. 14, 1989
18	Karen Barefoot, Chris. Newport vs. Methodist	Jan. 12, 1991
18	Laureen Barnett, York (N.Y.) vs. Mt. St. Vincent	Dec. 12, 1992
18	Lisa Pliskin, Blackburn vs. Westminster (Mo.)	Feb. 25, 1994
17	Tammie McDowell, Salem St. vs. Emmanuel (Mass.)	Feb. 3, 1990
17	Kileen Kertesz, Marietta vs. Bluefield St.	Nov. 17, 1990
17	Karen Barefoot, Chris. Newport vs. Marymount (Va.)	Dec. 11, 1993

Ast.	Player, Team vs. Opponent	Date
17	Karen Barefoot, Chris. Newport vs. Shenandoah	Jan. 16, 1994
17	Karen Barefoot, Chris. Newport vs. Greensboro	Feb. 18, 1994
17	Katie Duffey, Salem St. vs. Wheaton (Mass.)	Dec. 12, 1996
17	Alicia DiBonaventura, Delaware Valley vs. Lycoming	Jan. 30, 1999
17	Bridget Smith, Va. Wesleyan vs. Chris. Newport	Feb. 16, 1999
17	Wendy Coleman, Albertus Magnus vs. Daniel Webster	Feb. 24, 1999
17	Tara Gagliardo, Staten Island vs. Baruch	Feb. 7, 2000
17	Dari Magyar, New York U. vs. Old Westbury	Feb. 27, 2002
17	Nicki Mueller, Loras vs. Coe	Jan. 28, 2003
17	Diana Esterkamp, Otterbein vs. Mount Union	Dec. 13, 2003
17	Brooke Johnson, Peace vs. Methodist	Jan. 22, 2004
17	Brooke Johnson, Peace vs. Meredith	Feb. 21, 2004

BLOCKED SHOTS (since 1993)

Blks.	Player, Team vs. Opponent	Date
18	Laurie Miller, East. Mennonite vs. Emory & Henry	Jan. 21, 1995
15	Amy Strand, Mass. Liberal Arts vs. Bridgewater St.	Jan. 20, 1997
14	Jessica Vitale, Mass. Liberal Arts vs. Bridgewater St.	Feb. 11, 2003
13	Tamiko Martin, Ferrum vs. Chris. Newport	Feb. 11, 1995
13	Erin McKenzie, Hendrix vs. Dallas	Feb. 19, 2003
13	Tameika Crimbley, Stillman vs. Lane	Feb. 3, 2004
13	Courtney Johnson, Pacific Lutheran vs. Linfield	Feb. 6, 2004
13	Tameika Crimbley, Stillman vs. Albany St. (Ga.)	Feb. 21, 2004
12	Liza Janssen, Wellesley vs. Worcester St.	Nov. 24, 1992
12	Liza Janssen, Wellesley vs. Wesleyan (Conn.)	Dec. 10, 1992
12	Janet Kasinger, Benedictine (Ill.) vs. Lake Forest	Nov. 30, 1993
12	Janet Kasinger, Benedictine (Ill.) vs. Loras	Dec. 21, 1993
12	Layisa Springer, York (N.Y.) vs. Mt. St. Vincent	Feb. 16, 1994
12	Corinne Carson, Marymount (Va.) vs. Trinity (Tex.)	Feb. 28, 1996
12	Deb Van Schooten, Hamline vs. St. Benedict	Jan. 27, 1997
12	Molly Zahr, Emerson vs. Daniel Webster	Jan. 31, 1998
12	Erin McKenzie, Hendrix vs. Ozarks (Ark.)	Dec. 30, 2002

STEALS (since 1993)

Stl.	Player, Team vs. Opponent	Date
20	Enma Rivera, CCNY vs. York (N.Y.)	Jan. 23, 1998
19	Sybil Smith, Baruch vs. New Rochelle	Jan. 17, 1996
19	Ayana Muhammed, John Jay vs. Bard	Jan. 21, 1999
15	Enma Rivera, CCNY vs. Mt. St. Vincent	Nov. 28, 1994
15	Enma Rivera, CCNY vs. Richard Stockton	Dec. 3, 1994
15	Jill St. Germain, Salve Regina vs. Eastern Nazarene	Jan. 25, 1995
15	Enma Rivera, CCNY vs. Simon's Rock	Dec. 3, 1995
15	Nicole Albert, Cal Lutheran vs. Christian Heritage	Dec. 8, 1995
15	Shaneequa Ware, Lehman vs. Purchase	Dec. 7, 2000
15	Maria Sanchez, Millikin vs. Elmhurst	Jan. 19, 2002
14	Angel Esposito, Elms vs. Regis (Mass.)	Dec. 5, 1992
14	Diana Cortez, Cal Lutheran vs. Pacific Christian	Nov. 30, 1993
14	Sybil Smith, Baruch vs. New Rochelle	Feb. 4, 1994
14	Gloria Franklin, SCAD vs. Knoxville	Feb. 23, 1995
14	Enma Rivera, CCNY vs. Brooklyn	Dec. 8, 1995
14	Colleen McCrave, Bates vs. Thomas	Jan. 9, 1996
14	Kelly Fackler, Lynchburg vs. Wash. & Lee	Jan. 11, 1996
14	Enma Rivera, CCNY vs. John Jay	Jan. 27, 1996
14	Enma Rivera, CCNY vs. Old Westbury	Jan. 30, 1996
14	Lori Hsu, Caltech vs. Life Bible	Dec. 4, 1996
14	Jacayra Reyes, John Jay vs. CCNY	Feb. 9, 1998
14	Jehan Clark, New York U. vs. Brandeis	Jan. 9, 1999
14	Lauren Felix, Coast Guard vs. St. Joseph (Conn.)	Jan. 13, 1999
14	Chanel Spriggs, St. Mary's (Md.) vs. Notre Dame (Md.)	Dec. 8, 1999
14	Laurie Lang, Endicott vs. Emerson	Dec. 11, 1999
14	Jackie Sweeney, Widener vs. Moravian	Nov. 28, 2000

Season Records

POINTS

Player, Team	Season	G	FG	3FG	FT	Pts.
Jeannie Demers, Buena Vista	†1987	26	*385	—	121	*891
Meegan Garrity, Clark (Mass.)	†1996	30	291	107	183	872
Jeannie Demers, Buena Vista	†1985	28	375	—	108	858
Glenda Gileud, Stillman	†1997	24	280	44	109	801
Emilie Hanson, Central (Iowa)	†1994	27	310	14	166	800
Meegan Garrity, Clark (Mass.)	1997	28	264	98	169	795
Missy Sharer, Grinnell	†1991	24	272	33	217	794
Ronda Jo Miller, Gallaudet	†1999	30	337	6	110	790
Jody Lavin, Rochester	†1982	31	323	—	133	779
Ann Gilbert, Oberlin	†1990	25	319	7	133	778
Jeannie Demers, Buena Vista	†1986	25	324	—	129	777
Jody Imbrie, Grove City	†1983	27	285	—	200	770
Susan Heidt, St. John Fisher	1990	33	269	0	228	766
Susan Heidt, St. John Fisher	†1989	30	270	0	213	753
Ann Gilbert, Oberlin	1991	24	309	17	114	749
Glenda Gileud, Stillman	†1998	25	291	69	98	749
Crystal Coleman, Bishop	1986	29	319	—	104	742

Player, Team	Season	G	FG	3FG	FT	Pts.
Michelle DuFour, Castleton St.	†1995	25	276	60	136	739
Bonnie Hansen, North Central (Ill.)	1983	32	329	—	74	732
Ronda Jo Miller, Gallaudet	1998	25	289	7	132	717

*Record. †National leader.

SCORING AVERAGE

Player, Team	Season	G	FG	3FG	FT	Pts.	Avg.
Jeannie Demers, Buena Vista	†1987	26	*385	—	121	*891	*34.3
Cafie Cleary, Pine Manor	†1988	20	228	43	175	674	33.7
Glenda Gileud, Stillman	1997	24	324	44	109	801	33.4
Missy Sharer, Grinnell	†1991	24	272	33	217	794	33.1
Ann Gilbert, Oberlin	1991	24	309	17	114	749	31.2
Ann Gilbert, Oberlin	†1990	25	319	7	133	778	31.1
Jeannie Demers, Buena Vista	†1986	25	324	—	129	777	31.1
Sladjja Kovijanic, Middlebury	†1993	21	235	80	98	648	30.9
Jeannie Demers, Buena Vista	†1985	28	375	—	108	858	30.6
Glenda Gileud, Stillman	†1998	25	291	69	98	749	30.0
Missy Hensley, East. Mennonite	†1992	23	251	0	183	685	29.8
Emilie Hanson, Central (Iowa)	†1994	27	310	14	166	800	29.6
Michelle DuFour, Castleton St.	1995	25	276	60	136	739	29.6
Annette Hoffman, Juniata	1993	22	197	21	228	643	29.2
Meegan Garrity, Clark (Mass.)	†1996	30	291	107	183	872	29.1
Christel Brown, Upper Iowa	1986	20	214	—	151	579	29.0
Fredia Gibbs, Cabrini	1986	24	286	—	121	693	28.9
Ronda Jo Miller, Gallaudet	1998	25	289	7	132	717	28.7
Jody Imbrie, Grove City	†1983	27	285	—	200	770	28.5
Sylvia Newman, Meredith	1992	21	220	0	158	598	28.5

*Record. †National leader.

FIELD-GOAL PERCENTAGE

(based on qualifiers for annual championship)

Player, Team	Season	G	FG	FGA	Pct.
Vanessa Wyffels, Willamette	†2005	24	173	233	*74.2
Alicia Davis, Loras	†2002	26	222	306	72.5
Kirsten Vipond, St. Thomas (Minn.)	†1998	28	212	297	71.4
Kari Tufte, Luther	†1994	25	202	289	69.9
Kelly Weismuller, Brooklyn	†2003	24	205	296	69.3
Tina Kampa, St. Benedict	†1993	30	158	231	68.4
Alicia Davis, Loras	†2004	27	219	322	68.0
Alicia Davis, Loras	2003	29	174	257	67.7
Laurie Trow, St. Thomas (Minn.)	†1992	28	276	411	67.2
Jen Bulkeley, Sewanee	†2000	25	160	240	66.7
Lanett Stephen, Franklin	1993	25	147	222	66.2
Kathy Darling, Rowan	†2001	25	188	285	66.0
Laura Wendorff, St. Benedict	2000	24	178	271	65.7
Kari Tufte, Luther	†1995	26	210	320	65.6
Laurie Trow, St. Thomas (Minn.)	1993	26	271	413	65.6
Sabrina Moody, Va. Wesleyan	†1984	29	163	249	65.5
Karalyn Delph, Ripon	†2006	24	161	247	65.2
Karyn Kern, Susquehanna	†1999	27	169	260	65.0
Tina Kampa, St. Benedict	1995	29	165	254	65.0
Arlene Eagan, Buffalo St.	†1990	28	223	344	64.8
Jessica Justice, Mount Holyoke	2003	26	158	244	64.8

*Record. †National leader.

THREE-POINT FIELD GOALS

Player, Team	Season	G	3FG
Jessica Doane, Baptist Bible (Pa.)	†2006	28	*127
Brenna Holcomb, Whittier	†1996	25	123
Andrea Bertini, Westfield St.	†1994	29	119
Angel Hall, Anderson (Ind.)	†2002	28	117
Kim Graf, Kenyon	†1997	28	110
Kim Prewitt, Thomas More	1994	25	107
Meegan Garrity, Clark (Mass.)	1996	30	107
Leslee Rogers, La Verne	1996	26	104
Emily Mullet, East. Mennonite	†2001	24	104
Candice Eyeran, Waynesburg	†2003	27	104
Angel Hall, Anderson (Ind.)	2003	27	103
Rachael Turkington, Clark (Mass.)	2003	25	101
Brenda Straight, Neb. Wesleyan	†1991	26	100
Tara Snavlin, Geneseo St.	2003	29	100
Hannah Wolf, Grinnell	†2005	23	99
Megan Mackey, Geneseo St.	1996	28	98
Meegan Garrity, Clark (Mass.)	1997	28	98
Kathy Baum, St. John Fisher	2006	28	97
Kim Drosdik, Thomas	2006	26	96
Staci Humprey, Greensboro	2006	30	96

*Record. †National leader.

THREE-POINT FIELD GOALS PER GAME

(Based on qualifiers for annual championship)

Player, Team	Season	G	3FG	Avg.
Brenna Holcomb, Whittier	†1996	25	*123	*4.9
Jessica Doane, Baptist Bible (Pa.)	†2006	28	*127	4.5

Player, Team	Season	G	3FG	Avg.
Emily Muller, East. Mennonite	†2001	24	104	4.3
Kim Prewitt, Thomas More	†1994	25	107	4.3
Hannah Wolf, Grinnell	†2005	23	99	4.3
Angel Hall, Anderson (Ind.)	†2002	28	117	4.2
Hannah Wolf, Grinnell	2006	18	75	4.2
Andrea Bertini, Westfield St.	1994	29	119	4.1
Leslee Rogers, La Verne	1996	26	104	4.0
Brenna Holcomb, Whittier	†1995	24	95	4.0
Rachael Turkington, Clark (Mass.)	†2003	25	101	4.0
Kim Graf, Kenyon	†1997	28	110	3.9
E'Lisa Ladson, Wesleyan (Ga.)	2001	23	89	3.9
Kate Peterson, Wis.-Stevens Point	†1991	20	77	3.9
Candice Eyerman, Waynesburg	2003	27	104	3.9
Brenda Straight, Neb. Wesleyan	1991	26	100	3.8
Sladija Kovijanic, Middlebury	†1993	21	80	3.8
Vicki Fuess, Utica/Rome	1993	25	95	3.8
Suzanne Smith, Sewanee	†1998	21	79	3.8
Angel Hall, Anderson (Ind.)	2003	27	103	3.8
Lauren D'Ambrosio, New York U.	2003	25	94	3.8

*Record. †National leader.

THREE-POINT FIELD-GOAL PERCENTAGE
(based on qualifiers for annual championship)

Player, Team	Season	G	3FG	3FGA	Pct.
Ellen Thompson, Rhodes	†1989	23	54	90	*60.0
Missie Burns, Berea	†1993	20	56	99	56.6
Tracy Ragatz, UC San Diego	†1988	25	48	86	55.8
Suzy Carlson, Rose-Hulman	†2005	26	63	113	55.8
Honey Brown, Maryville (Tenn.)	1993	26	40	73	54.8
Lori Towle, Bowdoin	†1992	17	31	58	53.4
Sue Spielbauer, William Penn.	†1996	25	56	105	53.3
Catie Cleary, Pine Manor	1988	20	43	81	53.1
Nicole Dias, Clark (Mass.)	†1997	21	48	91	52.7
Ellen Thompson, Rhodes	†1991	24	50	95	52.6
Missy Sharer, Grinnell	†1990	23	42	80	52.5
Jenny Markle, Ohio Northern	†2006	25	73	141	51.8
Dawn Hill, Ohio Northern	1990	23	38	74	51.4
Jen Swinehart, Baldwin-Wallace	†1999	28	67	131	51.1
Ellen Thompson, Rhodes	1990	26	54	106	50.9
Jane Ruliffson, Macalester	1991	26	59	116	50.9
Kellie Stuart, Mt. St. Mary (N.Y.)	2005	29	83	163	50.9
Shannan Fish, Mt. St. Mary (N.Y.)	1997	28	46	91	50.5
Michelle DuFour, Castleton St.	1995	25	60	119	50.4
Kelly Morrison, DePauw	1999	27	84	167	50.3

*Record. †National leader.

FREE-THROW PERCENTAGE
(based on qualifiers for annual championship)

Player, Team	Season	G	FT	FTA	Pct.
Valerie Kepner, Baldwin-Wallace	†1989	25	63	66	*95.5
Suzy Carlson, Rose-Hulman	†2006	25	123	129	95.3
Sarah Kuhn, Defiance	†2004	27	74	80	92.5
Angel Hall, Anderson (Ind.)	2004	27	97	105	92.4
Ashley Edwards, Concordia-Austin	2004	25	120	130	92.3
Stacy Schmidt, Beloit	†1992	22	57	62	91.9
Lacey Baldiviez, Redlands	2006	25	76	83	91.6
Angel Hall, Anderson (Ind.)	†2003	27	108	118	91.5
Kim Bartman, Calvin	1992	21	80	88	90.9
Stephanie Sealer, Clarkson	†1994	24	60	66	90.9
Marcy Hiner, Adrian	1994	25	79	87	90.8
Kerry Deshefy, Wheaton (Mass.)	†2002	24	67	74	90.5
Julie James, Luther	†1996	26	66	73	90.4
Anne Bennett, Lake Forest	†1991	22	55	61	90.2
Joann D'Alessandro, Rhode Island Col.	†1985	26	78	87	89.7
Kari Simpson, Me.-Farmington	†2005	28	95	106	89.6
Katey Peacock, Alma	2006	25	69	77	89.6
Joanie Hammer, Ripon	2004	27	77	86	89.5
Kelly Turner, Pacific Lutheran	2005	25	76	85	89.4
Debbie Bruen, Mary Washington	2006	31	108	121	89.3

*Record. †National leader.

REBOUNDS

Player, Team	Season	G	Reb.
Carla Gadsden, New Jersey City	†1982	27	*579
Sybil Smith, Baruch	†1995	22	523
Heather Stewart, New Rochelle	†1998	24	494
Sandra Ivory, Rust	†1984	31	493
Stacy Carr, Va. Wesleyan	†1990	27	489
Dawn Webb, Salisbury	†1989	27	480
Wanda Davis, New York U.	†1986	28	474
Carolyn Savio, Montclair St.	1990	29	473
Tina Shaw, Bishop	1984	28	470
Brenda Sanders, North Central (Ill.)	1982	38	462

Player, Team	Season	G	Reb.
Terry Lockwood, St. Elizabeth	1989	21	461
Cindy Lonneman, Minn.-Morris	†1983	35	457
Jaclyn Rock, Staten Island	†2004	30	452
Stacy Carr, Va. Wesleyan	1989	29	448
Carolyn Savio, Montclair St.	1989	29	448
Malane Perry, Fitchburg St.	†1992	25	443
Sayunara Lopez, Lehman	1998	25	442
Melissa Posse, Cabrini	1998	26	425
Tina Griffiths, Norwich	1992	26	423
Jennifer White, Neumann	1995	24	421

*Record. †National leader.

REBOUND AVERAGE

Player, Team	Season	G	Reb.	Avg.
Sybil Smith, Baruch	†1995	22	523	*23.8
Terry Lockwood, St. Elizabeth	†1989	21	461	22.0
Carla Gadsden, New Jersey City	†1982	27	*579	21.4
Heather Stewart, New Rochelle	†1998	24	494	20.6
Caroline Leary, Middlebury	†1991	20	402	20.1
Stacy Carr, Va. Wesleyan	†1990	27	489	18.1
Dawn Webb, Salisbury	1989	27	480	17.8
Malane Perry, Fitchburg St.	†1992	25	443	17.7
Sayunara Lopez, Lehman	1998	25	442	17.7
Liza Janssen, Wellesley	†1994	22	388	17.6
Sayunara Lopez, Lehman	†1996	22	387	17.6
Lara Messersmith, Bard	1996	8	140	17.5
Jennifer White, Neumann	1995	24	421	17.5
Heather Stewart, New Rochelle	†2000	23	395	17.2
Tina Shaw, Bishop	1982	18	308	17.1
Nichole Johnson, New Rochelle	1996	19	325	17.1
Sayunara Lopez, Lehman	†1997	23	391	17.0
Wanda Davis, New York U.	†1986	28	474	16.9
Regina Reed, Incarnate Word	1983	23	389	16.9
Tina Shaw, Bishop	†1984	28	470	16.8

*Record. †National leader.

ASSISTS

Player, Team	Season	G	Ast.
Tonja Sanders, Rust	†1990	26	*303
Suzy Venet, Mount Union	†1998	32	*303
Eleanor Wykpisz, Kean	†1989	29	283
Kristie Delbrugge, Frostburg St.	1989	25	273
Karen Barefoot, Chris. Newport	†1994	25	273
Karen Barefoot, Chris. Newport	†1991	27	265
Suzy Venet, Mount Union	†1996	33	261
Brooke Johnson, Peace	†2004	26	253
Alisa DiBonaventura, Delaware Valley	†2001	27	237
Karen Barefoot, Chris. Newport	†1993	28	236
Symbri Tuttle, McMurry	†2006	29	235
Allison Gagnon, Southern Me.	1991	30	232
Karen Barefoot, Chris. Newport	†1992	28	228
Amanda Poppleton, Notre Dame (Md.)	†2003	27	226
Diana Esterkamp, Otterbein	2004	28	224
Allison Gagnon, Southern Me.	1993	29	221
Ivette Correa, Salem St.	†1995	32	219
Amy Cooke, Salisbury	†1999	26	218
Kate Titus, Muskingum	1991	32	217
Beth Bacon, Clarkson	1989	33	216

*Record. †National leader.

ASSIST AVERAGE

Player, Team	Season	G	Ast.	Avg.
Tonja Sanders, Rust	†1990	26	*303	*11.7
Kristie Delbrugge, Frostburg St.	†1989	25	273	10.9
Karen Barefoot, Chris. Newport	†1994	25	273	10.9
Tonja Sanders, Rust	1989	21	211	10.0
Karen Barefoot, Chris. Newport	†1991	27	265	9.8
Eleanor Wykpisz, Kean	1989	29	283	9.8
Brooke Johnson, Peace	†2004	26	253	9.7
Suzy Venet, Mount Union	†1998	32	*303	9.5
Alisa DiBonaventura, Delaware Valley	†2001	27	237	8.8
Alisa DiBonaventura, Delaware Valley	†2000	24	205	8.5
Stefanie Teter, Mary Washington	†1996	23	196	8.5
Karen Barefoot, Chris. Newport	†1993	28	236	8.4
Amy Cooke, Salisbury	†1999	26	218	8.4
Amanda Poppleton, Notre Dame (Md.)	†2003	27	226	8.4
Karen Barefoot, Chris. Newport	†1992	28	228	8.1
Symbri Tuttle, McMurry	†2006	29	235	8.1
Lisa Pliskin, Blackburn	1994	26	207	8.0
Diana Esterkamp, Otterbein	2004	28	224	8.0
Suzy Venet, Mount Union	1996	33	261	7.9
Amy Cooke, Salisbury	1998	26	205	7.9

*Record. †National leader.

BLOCKED SHOTS

Player, Team	Season	G	Blk.
Cori Carson, Marymount (Va.)	†1996	30	*205
Cori Carson, Marymount (Va.)	†1997	30	185
Tamiko Martin, Ferrum	†1995	27	167
Tameika Crimbley, Stillman	†2004	25	156
Liza Janssen, Wellesley	†1993	27	145
Liz Hickey, Mary Washington	†2006	31	141
Jen Feneli, Brockport St.	†1999	27	140
Megan Rulon, Rutgers-Camden	2006	22	136
Kamilah Byrd, Rutgers-Camden	1997	26	134
Monica Fitzgerald, Lincoln (Pa.)	†1994	18	132
Courtney Johnson, Pacific Lutheran	†2003	29	128
Janet Kasinger, Benedictine (Ill.)	1994	23	123
Courtney Johnson, Pacific Lutheran	2004	24	123
Estrella Kulian, Salem St.	2006	28	123
Latoyia Foster, Emerson	1997	24	122
Amy Strand, Mass. Liberal Arts	1997	24	121
Ronda Jo Miller, Gallaudet	†1998	25	121
Kate Smith, Cortland St.	†2001	30	121
Erin McKenzie, Hendrix	2004	27	121
Laurie Miller, East. Mennonite	1995	23	120

*Record. †National leader.

BLOCKED-SHOT AVERAGE

Player, Team	Season	G	Blk.	Avg.
Monica Fitzgerald, Lincoln (Pa.)	†1994	18	132	*7.3
Cori Carson, Marymount (Va.)	†1996	30	*205	6.8
Tamiko Martin, Ferrum	†1995	27	167	6.2
Cori Carson, Marymount (Va.)	†1997	30	185	6.2
Tameika Crimbley, Stillman	†2004	25	156	6.2
Megan Rulon, Rutgers-Camden	†2006	22	136	6.2
Karin Schaller, Bluffton	2004	21	115	5.5
Liza Janssen, Wellesley	†1993	27	145	5.4
Janet Kasinger, Benedictine (Ill.)	1994	23	123	5.3
Laurie Miller, East. Mennonite	1995	23	120	5.2
Nichole Johnson, New Rochelle	1996	19	99	5.2
Jen Feneli, Brockport St.	†1999	27	140	5.2
Kamilah Byrd, Rutgers-Camden	1996	23	119	5.2
Kamilah Byrd, Rutgers-Camden	1997	26	134	5.2
Janet Kasinger, Benedictine (Ill.)	1993	22	113	5.1
Courtney Johnson, Pacific Lutheran	2004	24	123	5.1
Latoyia Foster, Emerson	1997	24	122	5.1
Kim Stumpf, Whittier	1994	22	111	5.0
Angela Grove, Wilson	1999	23	116	5.0
Amy Strand, Mass. Liberal Arts	1997	24	121	5.0
Maggie Misiejuk, Montclair St.	1995	24	119	5.0

*Record. †National leader.

STEALS

Player, Team	Season	G	Stl.
Jehan Clark, New York U.	†1999	28	*182
Evita Esteves, Emmanuel (Mass.)	†2003	30	179
Enma Rivera, CCNY	†1996	24	178
Jenn Denby, Rowan	†1997	28	178
Thais Palmer, CCNY	†1994	26	175
Crystal Robinson, Rutgers-Newark	†1995	24	171
Jill St. Germain, Salve Regina	1995	27	170
Amanda Poppleton, Notre Dame (Md.)	2003	27	169
Samantha Donaldson, John Jay	1997	25	165
Colleen McCrave, Bates	1996	24	163
Suzu Venet, Mount Union	†1998	32	163
Meredith Eisenhut, St. Lawrence	†2002	32	156
Dawn Klein, St. Joseph's (L.I.)	1998	24	155
Stephanie Cleary, Ithaca	†2004	27	154
Jenn Denby, Rowan	1996	30	153
Sharee McClellan, Marymount (Va.)	1995	29	152
Alicia LaValley, Plattsburgh St.	†1993	24	149
Colleen McCrave, Bates	1997	25	148
Colleen Mulhern, Benedictine (Ill.)	1998	25	148
Sybil Smith, Baruch	1994	24	147
Amanda Poppleton, Notre Dame (Md.)	†2001	27	147

*Record. †National leader.

STEAL AVERAGE

Player, Team	Season	G	Stl.	Avg.
Enma Rivera, CCNY	†1996	24	178	*7.4
Crystal Robinson, Rutgers-Newark	†1995	24	171	7.1
Colleen McCrave, Bates	1996	24	163	6.8
Thais Palmer, CCNY	†1994	26	175	6.7
Crystal Robinson, Rutgers-Newark	1994	21	139	6.6
Samantha Donaldson, John Jay	†1997	25	165	6.6
Jehan Clark, New York U.	†1999	28	*182	6.5

Player, Team	Season	G	Stl.	Avg.
Dawn Klein, St. Joseph's (L.I.)	†1998	24	155	6.5
Jenn Denby, Rowan	1997	28	178	6.4
Jill St. Germain, Salve Regina	1995	27	170	6.3
Amanda Poppleton, Notre Dame (Md.)	†2003	27	169	6.3
Alicia LaValley, Plattsburgh St.	†1993	24	149	6.2
Judith Mendez, St. Elizabeth	1997	19	117	6.2
Sybil Smith, Baruch	1994	24	147	6.1
Layisa Springer, York (N.Y.)	1994	24	146	6.1
Angel Esposito, Elms	1994	24	144	6.0
Rose Addison, York (N.Y.)	1993	23	137	6.0
Miriam Anthony, Lebanon Valley	†2001	23	137	6.0
Evita Esteves, Emmanuel (Mass.)	2003	30	179	6.0
Colleen McCrave, Bates	1997	25	148	5.9
Colleen Mulhern, Benedictine (Ill.)	1998	25	148	5.9
Shelly Ridgeway, Frostburg St.	1996	24	141	5.9

*Record. †National leader.

Top Season Performances By Class

SCORING AVERAGE

Class	Player, Team	Season	G	FG	3FG	FT	Pts.	Avg.
Senior	Jeannie Demers, Buena Vista	1987	26	385	-	121	891	34.3
Junior	Glenda Gileud, Stillman	1997	24	324	44	109	801	33.4
Soph.	Jeannie Demers, Buena Vista	1985	28	375	-	108	858	30.6
Fresh.	Rebecca Segert, Merchant Marine	2001	24	242	24	115	623	26.0

FIELD-GOAL PERCENTAGE

Class	Player, Team	Season	G	FG	FGA	Pct.
Senior	Kirsten Vipond, St. Thomas (Minn.)	1998	28	212	297	.714
Junior	Vanessa Wyffels, Willamette	2005	24	173	233	.742
Soph.	Alicia Davis, Loras	2002	26	222	306	.725
Fresh.	Kelly Weismuller, Brooklyn	2003	24	205	296	.693

THREE-POINT FIELD GOAL PERCENTAGE (minimum 2.0 made per game)

Class	Player, Team	Season	G	3FG	3FGA	Pct.
Senior	Catie Cleary, Pine Manor	1988	20	43	81	.531
Junior	Missie Burns, Berea	1993	20	56	99	.566
Soph.	Jenny Markle, Ohio Northern	2006	26	73	141	.518
Fresh.	Ellen Thompson, Rhodes	1989	23	54	90	.600

FREE-THROW PERCENTAGE

Class	Player, Team	Season	G	FT	FTA	Pct.
Senior	Sarah Kuhn, Defiance	2004	27	74	80	.925
Junior	Valerie Kepner, Baldwin-Wallace	1989	25	63	66	.955
Soph.	Anne Bennett, Lake Forest	1991	22	55	61	.902
Fresh.	Jill Kathmann, William Smith	1993	25	66	74	.892

THREE-POINT FIELD GOALS PER GAME

Class	Player, Team	Season	G	3FG	Avg.
Senior	Rachael Turkington, Clark (Mass.)	2003	25	101	4.0
Junior	Brenna Holcomb, Whittier	1996	25	123	4.9
Soph.	Emily Mullet, East. Mennonite	2001	24	104	4.3
Fresh.	Hannah Wolf, Grinnell	2005	23	99	4.3

REBOUND AVERAGE

Class	Player, Team	Season	G	Reb.	Avg.
Senior	Sybil Smith, Baruch	1995	22	523	23.8
Junior	Caroline Leary, Middlebury	1991	20	402	20.1
Soph.	Carla Gadsden, New Jersey City	1982	27	579	21.4
Fresh.	Sayunara Lopez, Lehman	1996	22	387	17.6

ASSIST AVERAGE

Class	Player, Team	Season	G	Ast.	Avg.
Senior	Kristie Delbrugge, Frostburg St.	1989	25	273	10.9
Junior	Alisa DiBonaventura, Delaware Valley	2000	24	205	8.5
Soph.	Tonja Sanders, Rust	1990	26	303	11.7
Fresh.	Tonja Sanders, Rust	1989	21	211	10.0

BLOCKED-SHOT AVERAGE

Class	Player, Team	Season	G	Blk.	Avg.
Senior	Tamiko Martin, Ferrum	1995	27	167	6.2
Junior	Monica Fitzgerald, Lincoln (Pa.)	1994	18	132	7.3
Soph.	Karin Schaller, Bluffton	2004	21	115	5.5
Fresh.	Laurie Miller, East. Mennonite	1995	23	120	5.2

STEAL AVERAGE

Class	Player, Team	Season	G	Stl.	Avg.
Senior	Thais Palmer, CCNY	1994	26	175	6.7
Junior	Crystal Robinson, Rutgers-Newark	1994	21	139	6.6
Soph.	Enma Rivera, CCNY	1996	24	178	7.4
Fresh.	Colleen McCrave, Bates	1996	24	163	6.8

Top Season Performances By A Freshman

POINTS

Player, Team	Season	G	FG	3FG	FT	Pts.
Jeannie Demers, Buena Vista.....	1984	26	302	-	41	645
Maureen Burchill, Southern Me.....	1982	31	298	-	39	635
Rebecca Segert, Merchant Marine.....	2001	24	242	24	115	623
Donna Blackburn, Western New Eng.....	1983	26	230	-	133	593
E'lisa Ladson, Wesleyan (Ga.).....	2001	23	209	89	86	593

SCORING AVERAGE

Player, Team	Season	G	FG	3FG	FT	Pts.	Avg.
Rebecca Segert, Merchant Marine.....	2001	24	242	24	115	623	26.0
Julie Kellogg, Maryville (Mo.).....	1984	16	177	-	60	414	25.9
E'lisa Ladson, Wesleyan (Ga.).....	2001	23	209	89	86	593	25.8
Renie Amoss, Goucher.....	1990	23	227	31	93	578	25.1
Jeannie Demers, Buena Vista.....	1984	26	302	-	41	645	24.8

FIELD-GOAL PERCENTAGE

Player, Team	Season	G	FG	FGA	Pct.
Kelly Weismuller, Brooklyn.....	2003	24	205	296	.693
Lanett Stephan, Franklin.....	1993	25	147	222	.662
Christine Halter, D'Youville.....	2006	28	161	249	.647
Alicia Davis, Loras.....	2001	25	106	164	.646
Christina Speer, Principia.....	2006	23	194	307	.632

THREE-POINT FIELD GOAL PERCENTAGE (minimum 2.0 made per game)

Player, Team	Season	G	3FG	3FGA	Pct.
Ellen Thompson, Rhodes.....	1989	23	54	90	.600
Nicole Dias, Clark (Mass.).....	1997	21	48	91	.527
Paula Fritz, Messiah.....	1988	23	57	116	.491
Erika Grace, Mary Washington.....	1997	23	46	96	.479
Kelly Turner, Pacific Lutheran.....	2003	29	61	128	.477

THREE-POINT FIELD GOALS PER GAME

Player, Team	Season	G	3FG	Avg.
Hannah Wolf, Grinnell.....	2005	23	99	4.3
E'lisa Ladson, Wesleyan (Ga.).....	2001	23	89	3.9
Candice Eyerman, Waynesburg.....	2003	27	104	3.9
Suzanne Smith, Sewanee.....	1998	21	79	3.8
Emily Mullett, East. Mennonite.....	2000	25	88	3.5

FREE-THROW PERCENTAGE

Player, Team	Season	G	FT	FTA	Pct.
Jill Kathmann, William Smith.....	1993	25	66	74	.892
Alison Kessler, St. Mary's (Ind.).....	2005	26	89	100	.890
Whitney Frament, Utica.....	2006	27	71	80	.888
Beth Bergmann, Emory.....	2004	25	63	71	.887
Helen Dinan, Regis (Mass.).....	1999	26	83	94	.883
Lora Trenkle, Bowdoin.....	2001	29	110	125	.880
Annie McMahon, Albright.....	2006	25	88	100	.880

REBOUNDS

Player, Team	Season	G	Reb.
Sayunara Lopez, Lehman.....	1997	25	403
Lillian Goree, Susquehanna.....	1982	25	402
Tina Griffiths, Norwich.....	1991	24	397
Susan Burns, Skidmore.....	1990	24	395
Sayunara Lopez, Lehman.....	1996	22	387

REBOUND AVERAGE

Player, Team	Season	G	Reb.	Avg.
Sayunara Lopez, Lehman.....	1996	22	387	17.6
Giovanni Licorish, Baruch.....	1993	19	317	16.7
Tina Griffiths, Norwich.....	1991	24	397	16.5
Susan Burns, Skidmore.....	1990	24	395	16.5
Deidre Stauffer, Heidelberg.....	1982	14	228	16.3

ASSISTS

Player, Team	Season	G	Ast.
Karen Barefoot, Chris. Newport.....	1991	27	265
Tonja Sanders, Rust.....	1989	21	211
Marylynn Skarzenski, Nichols.....	2006	28	195
Missy Daniels, Thomas.....	1990	25	186
Cathy Hawes, Bowdoin.....	1989	24	181

ASSIST AVERAGE

Player, Team	Season	G	Ast.	Avg.
Tonja Sanders, Rust.....	1989	21	211	10.0
Karen Barefoot, Chris. Newport.....	1991	27	265	9.8
Cathy Hawes, Bowdoin.....	1989	24	181	7.5
Missy Daniels, Thomas.....	1990	25	186	7.4
Sherri Ervin, Fredonia St.....	1989	23	169	7.3

BLOCKED SHOTS

Player, Team	Season	G	Blk.
Laurie Miller, East. Mennonite.....	1995	23	120
Maggie Misiejuk, Montclair St.....	1995	24	119
Kelly Weismuller, Brooklyn.....	2003	24	116
Erin McKenzie, Hendrix.....	2003	27	108
Liz Hickey, Mary Washington.....	2005	30	104

BLOCKED-SHOT AVERAGE

Player, Team	Season	G	Blk.	Avg.
Laurie Miller, East. Mennonite.....	1995	23	120	5.2
Maggie Misiejuk, Montclair St.....	1995	24	119	5.0
Kelly Weismuller, Brooklyn.....	2003	24	116	4.8
Molly Zahr, Emerson.....	1998	18	75	4.2
Quan Luck, Rutgers-Camden.....	1998	21	85	4.0
Erin McKenzie, Hendrix.....	2003	27	108	4.0

STEALS

Player, Team	Season	G	Stl.
Evita Esteves, Emmanuel (Mass.).....	2003	30	179
Colleen McCrave, Bates.....	1996	24	163
Dawn Klein, St. Joseph's (L.I.).....	1998	24	155
Kathy Santiago, Lehman.....	2000	26	128
Maggie Barry, Hunter.....	1995	26	126
Meredith Eisenhut, St. Lawrence.....	1999	29	126
Amanda Poppleton, Notre Dame (Md.).....	2000	25	126

STEAL AVERAGE

Player, Team	Season	G	Stl.	Avg.
Colleen McCrave, Bates.....	1996	24	163	6.8
Dawn Klein, St. Joseph's (L.I.).....	1998	24	155	6.5
Evita Esteves, Emmanuel (Mass.).....	2003	30	179	6.0
Tija Hopkins, Cedar Crest.....	1999	24	124	5.2
Amanda Poppleton, Notre Dame (Md.).....	2000	25	126	5.0
Nicole Albert, Cal Lutheran.....	1993	25	124	5.0

Career Records

POINTS

Player, Team	Seasons	G	FG	3FG	FT	Pts.
Jeannie Demers, Buena Vista.....	1984-87	105	*1,386	—	399	*3,171
Meegan Garrity, Clark (Mass.).....	1994-97	112	913	*368	599	2,793
Ronda Jo Miller, Gallaudet.....	1997-00	106	1,090	18	458	2,656
Laurie Trow, St. Thomas (Minn.).....	1990-93	113	1,022	4	559	2,607
Julie Curtis, Whittier.....	1984-87	100	988	—	457	2,433
Megan Silva, Randolph-Macon.....	2003-06	121	872	101	526	2,371
Maureen Burchill, Southern Me.....	1982-85	122	1,083	—	191	2,357
Peggie Sweeney, Pine Manor.....	1993-96	102	756	38	769	2,319
Cathy Clark, Marietta.....	1987-90	106	939	51	382	2,311
Laura Haynes, Guilford.....	1995-98	105	870	2	541	2,283
Annette Hoffman, Juniata.....	1990-93	94	744	58	723	2,269
Sandy Buddelmeyer, Capital.....	1990-93	116	859	0	530	2,248
Emilie Hanson, Central (Iowa).....	1992-95	106	892	29	422	2,235
Leah Onks, Maryville (Tenn.).....	1991-94	110	822	102	469	2,222
Renie Amoss, Goucher.....	1990-93	91	860	115	385	2,220
Simone Edwards, FDU-Florham.....	1990-93	97	687	42	*789	2,205
Lynn Butler, Allentown.....	1984-87	114	902	—	389	2,193
Michele White, Stony Brook.....	1984-87	112	806	—	571	2,183
Jennifer Nish, Scranton.....	1994-97	119	904	11	359	2,178
Tara Carleton, Rand.-Macon Woman's.....	1997-00	97	788	40	551	2,167
Missy Hensley, East. Mennonite.....	1989-92	96	769	4	567	2,163
Jill Dewane, Lakeland.....	1999-02	103	841	106	366	2,154
Kathy Roberts, Wartburg.....	1990-93	106	707	88	642	2,144
Marsha Harris, New York U.....	1995-98	114	779	227	355	2,140
Becky Inman, William Penn.....	1984-87	114	806	—	527	2,139
Jessica Beachy, Concordia-M'head.....	1985-88	118	866	—	369	2,101

*Record.

Photo by St. Thomas Sports Information



Laurie Trow of St. Thomas (Minn.) was named to the NCAA Division III Women's Basketball 25th Anniversary Team after her stellar 1990-93 career with the Tommies.

SCORING AVERAGE
(minimum 1,200 points)

Player, Team	Seasons	G	FG	3FG	FT	Pts.	Avg.
Ann Gilbert, Oberlin	1990-91	49	625	24	247	1,527	*31.2
Jeannie Demers, Buena Vista	1984-87	105	*1,386	—	399	*3,171	30.2
Missy Sharer, Grinnell	1990-91	47	436	75	318	1,265	26.9
Leslee Rogers, La Verne	1995-96	51	442	192	236	1,312	25.7
Angie Ensley, Cedar Crest	1999, 01	49	456	127	200	1,239	25.3
Ronda Jo Miller, Gallaudet	1997-00	106	1,090	18	458	2,656	25.1
Meegan Garrity, Clark (Mass.)	1994-97	112	913	*368	599	2,793	24.9
Sladjja Kovijanic, Middlebury	1990-93	65	591	185	235	1,602	24.6
Renie Amoss, Goucher	1990-93	91	860	115	385	2,220	24.4
Julie Curtis, Whittier	1984-87	100	988	—	458	2,433	24.3
Annette Hoffman, Juniata	1990-93	94	744	58	723	2,269	24.1
Lisa Ekmekjian, Upsala	1982-84	71	695	—	312	1,702	24.0
Terri Schumacher, Wis.-La Crosse/Wis.-Oshkosh	1983, 84-85	55	598	—	116	1,312	23.9
Leslie Rushton, Drew	1982-84	63	587	—	315	1,489	23.6
Sylvia Newman, Meredith	1990-93	79	679	0	490	1,848	23.4
Suzanne Coyne, Wilmington (Ohio)	1991-92	52	554	0	100	1,208	23.2
Eva Pittman, St. Andrews	1982-84	75	732	—	273	1,737	23.2
Laurie Trow, St. Thomas (Minn.)	1990-93	113	1,022	4	559	2,607	23.1
Gretchen Gates, Chicago	1983-86	84	847	—	230	1,924	22.9
Peggie Sweeney, Pine Manor	1993-96	102	756	38	769	2,319	22.7
Simone Edwards, FDU-Florham	1990-93	97	687	42	*789	2,205	22.7
Missy Hensley, East. Mennonite	1989-92	96	796	4	567	2,163	22.5
Tricia Kosenina, Thiel	1990-93	93	709	150	518	2,086	22.4
Tara Carleton, Rand.-Macon Woman's	1997-00	97	788	40	551	2,167	22.3
Tina Shaw, Bishop	1982-84	71	707	—	146	1,561	22.0
April Owen, Staten Island	1991-93	55	526	5	149	1,206	21.9

*Record.

FIELD-GOAL PERCENTAGE
(minimum 400 field goals made)

Player, Team	Seasons	G	FG	FGA	Pct.
Alicia Davis, Loras	2001-04	107	721	1,049	*68.7
Kari Tufte, Luther	1993-96	102	775	1,191	65.1
Linda Rose, Nichols	1989-91	74	629	992	63.4
Laurie Trow, St. Thomas (Minn.)	1990-93	113	1,022	1,615	63.3
Linda Mason, Rust	1985-88	86	580	920	63.0
Tina Kampa, St. Benedict	1992-95	108	565	898	62.9
Lanett Stephan, Franklin	1993-96	100	638	1,029	62.0
Kirsten Vipond, St. Thomas (Minn.)	1995-98	116	683	1,120	61.0
Karalyn Dehn, Ripon	2003-06	101	507	834	60.8
Sabrina Moody, Va. Wesleyan	1982-85	97	581	971	59.8
Sherry Patterson, Wm. Paterson	1984-87	90	620	1,038	59.7
Karyn Kern, Susquehanna	1997-01	106	694	1,163	59.7
Rebecca Baker, Wilkes	1995-98	93	564	947	59.6
Melissa Posse, Cabrini	1996-99	105	869	1,461	59.5
Sylvia Newman, Meredith	1990-93	79	679	1,142	59.5
Michelle Orton, Randolph-Macon	2003-06	116	582	982	59.3
Jen Bulkeley, Sewanee	1997-00	100	471	800	58.9
Rachel Lachecki, Wis.-Oshkosh	1996-99	109	493	839	58.8
Mary Schultz, St. Mary's (Minn.)	1983-86	96	812	1,384	58.7
Katie Mans, Alma	1991-94	101	596	1,019	58.5
Audrey Seymour, Adrian	1990-93	101	566	969	58.4
Tasha Rodgers, Washington-St. Louis	1998-01	119	664	1,138	58.3
Gretchen MacColl, Trinity (Conn.)	1997-00	81	428	736	58.2
Kaye Cross, Colby	1982-84	67	467	804	58.1
Anjee Beard, Baldwin-Wallace	1997-00	114	505	872	57.9

*Record. \$Received hardship for fifth year.

THREE-POINT FIELD GOALS

Player, Team	Seasons	G	3FG
Meegan Garrity, Clark (Mass.)	1994-97	112	*368
Kim Graf, Kenyon	1994-97	101	365
Candice Eyerman, Waynesburg	2003-06	101	351
Megan Mackey, Geneseo St.	1995-98	108	350
Brenna Holcomb, Whittier	1994-97	96	339
Angel Hall, Anderson (Ind.)	2001-04	82	315
Emily Mullet, East. Mennonite	2000-03	99	314
Mandy Fischer, Hood	2001-04	106	298
Lauren D'Ambrosio, New York U.	2000-01, 03-04	106	293
Andrea Bertini, Westfield St.	1993-96	106	287
Michelle Jones, Wm. Paterson	1988-91	108	286
Jill Hennelly, Pine Manor	1996-99	92	284
Heather Rose, Muskingum	1994-97	102	269
Jen Hutchinson, TCNJ	1997-00	100	268
Melissa Wood, Cal Lutheran	1994-97	85	267
Jen Krolkowski, New York U.	1994-97	113	264
Kathy Baum, St. John Fisher	2003-06	113	261
Martha Sainz, Va. Wesleyan	1990-93	108	258

Player, Team

Player, Team	Seasons	G	3FG
Lindsey Roberson, Franklin	2003-06	117	255
Jill Brower, William Smith	1990-93	103	251
Shannon Russell, Amherst	2001-04	100	249
Suzanne Smith, Sewanee	1998-01	91	247
Mandy Jackson, Emory	1992-95	102	243
Kim Prewitt, Thomas More	1993-95	71	242
Nancy Mattox, Va. Wesleyan	1997-00	100	241

*Record.

THREE-POINT FIELD GOALS PER GAME
(minimum 125 three-point field goals made)

Player, Team	Seasons	G	3FG	Avg.
Angel Hall, Anderson (Ind.)	2001-04	82	315	*3.8
Leslee Rogers, La Verne	1995-96	51	192	*3.8
Vicki Fuess, Utica/Rome	1992-93	49	179	3.7
Kim Graf, Kenyon	1994-97	101	365	3.6
Brenna Holcomb, Whittier	1994-97	96	339	3.5
Candice Eyerman, Waynesburg	2003-06	101	351	3.5
Kim Prewitt, Thomas More	1993-95	71	242	3.4
Meegan Garrity, Clark (Mass.)	1994-97	112	*368	3.3
Megan Mackey, Geneseo St.	1995-98	108	350	3.2
Emily Mullet, East. Mennonite	2000-03	99	314	3.2
Melissa Wood, Cal Lutheran	1994-97	85	267	3.1
Jill Hennelly, Pine Manor	1996-99	92	284	3.1
Laura Crowley, Washington-St. Louis	2001-03	54	159	2.9
Sladjja Kovijanic, Middlebury	1990-93	65	185	2.8
Shannon Stobel, N.C. Wesleyan	1988-90	73	207	2.8
Marisa Hesse, Austin	1998-99	54	153	2.8
Meredith Engelke, Coast Guard	1995-98	74	207	2.8
Lauren D'Ambrosio, New York U.	2000-01, 03-04	106	293	2.8
Mandy Fischer, Hood	2001-04	106	298	2.8
Suzanne Smith, Sewanee	1998-01	91	247	2.7
Andrea Bertini, Westfield St.	1993-96	106	287	2.7
Jen Hutchinson, TCNJ	1997-00	100	268	2.7
Angela Grove, Wilson	1997-00	90	240	2.7
Michelle Jones, Wm. Paterson	1988-91	108	286	2.6
Heather Rose, Muskingum	1994-97	102	269	2.6
Heather Toma, Maryville (Mo.)	1988-91	89	231	2.6

*Record.

THREE-POINT FIELD-GOAL PERCENTAGE
(minimum 125 three-point field goals made)

Player, Team	Seasons	G	3FG	3FGA	Pct.
Kelly O'Keef, Wis.-Oshkosh^	2004-06	74	133	266	*50.0
Ellen Thompson, Rhodes	1989-92	99	204	416	49.0
Jen Swinehart, Baldwin-Wallace	1996-99	112	170	364	46.7
JoEllen Dickert, Carthage	1989-92	102	139	300	46.3
Kelly Morrison, DePauw	1996-99	107	221	481	45.9

Player, Team	Seasons	G	3FG	3FGA	Pct.
Jodi Davis, Illinois Col.	1994-96	69	164	366	44.8
Sladjja Kovjanic, Middlebury	1990-93	65	185	413	44.8
Traci Butler, Ill. Wesleyan	1993-96	102	171	385	44.4
Kim Stetter, King's (Pa.)	1997-99	81	127	288	44.1
Leslee Rogers, La Verne	1995-96	51	192	440	43.6
Shelley Dietz, Wis.-Oshkosh	1993-96	112	153	351	43.6
Heidi Harnisch, Ill. Wesleyan	2004-06	73	140	321	43.6
Katie Carls, MacMurray	2003-06	93	177	412	43.0
Kelly Turner, Pacific Lutheran	2003-06	106	218	510	42.7
Lori Towle, Bowdoin/Southern Me.	1992-94, 96	102	227	533	42.6
Sue Spielbauer, William Penn	1994-97	87	127	298	42.6
Alison Grubbs, Lake Forest	1998-01	96	215	505	42.6
Erin Egan, New York U./Cortland St.	1999-02	92	146	343	42.6
Molly Lieberman, Lawrence	1994-97	63	131	311	42.1
Jody Normandin, WPI	1988-90	79	147	349	42.1
Marisa Hesse, Austin	1998-99	54	153	364	42.0
Marccee Huffton, Roanoke	1993-96	109	217	517	41.9
Michelle Jones, Wm. Paterson	1988-91	108	286	685	41.8
Laura Crowley, Washington-St. Louis	2001-03	54	159	380	41.8
Carla Webb, Millsaps	1994-97	103	171	410	41.7

*Record. ^Played one season at Loyola (Ill.) during which no three-point shots were attempted.

FREE-THROW PERCENTAGE

(minimum 250 free throws made)

Player, Team	Seasons	G	FT	FTA	Pct.
Angel Hall, Anderson (Ind.)	2001-04	82	323	361	*89.5
Megan Woodruff, Wilmington (Ohio)	1999-03	112	447	524	85.3
Jennifer Nish, Scranton	1994-97	119	359	421	85.3
Amie Kretzing, Messiah	2000-03	118	359	426	84.3
Katie Maguire, Buena Vista	2003-06	111	406	483	84.1
Missy Pederson, St. Thomas (Minn.)	1999-02	111	300	358	83.8
Jill Dewane, Lakeland	1999-02	103	366	437	83.8
Tammy Anair, Southern Me.	1984-87	113	279	336	83.0
Missy Sharer, Grinnell	1990-91	47	318	383	83.0
Carla Weaver, DePauw	1989-92	100	277	334	82.9
Katie Carls, MacMurray	2003-06	93	263	318	82.7
Christina Vouriotis, Messiah	2000-03	118	463	561	82.5
Jody Landish, Wis.-Whitewater	1992-95	99	253	307	82.4
Kelly Morrison, DePauw	1996-99	107	254	309	82.2
Jill Smith, Baldwin-Wallace	1994-97	107	348	424	82.1
Annette Hoffman, Juniata	1990-93	94	723	883	81.9
Pam DuMond, William Smith	1993-96	107	306	374	81.8
Jessica Ott, Wis.-Stevens Point	1997-00	98	359	439	81.8
Jeanne Waznack, Delaware Valley	1997-00	97	375	459	81.7
Cathy Clark, Marietta	1987-90	106	382	468	81.6
Tara Schmitt, Wis.-Stevens Point	2001-04	117	286	351	81.5
Angie Hartman, Illinois Col.	1994-97	96	267	328	81.4
Deb Hughes, Elmhurst	1996-99	99	316	389	81.2
Kelli Bakanowsky, Richard Stockton	2000-03	106	400	493	81.1
Martha Vest, Illinois Col.	1996-99	89	278	343	81.0
Jill Morrison, Lake Forest	1988-91	90	329	406	81.0
Afton Hanson, Macalester	2001-04	99	413	510	81.0

*Record.

REBOUNDS

Player, Team	Seasons	G	Reb.
Ronda Jo Miller, Gallaudet	1997-00	106	*1,545
Heather Stewart, New Rochelle	1997-00	92	1,540
Arlene Eagan, Buffalo St.	1988-91	109	1,419
Liza Janssen, Wellesley	1991-94	94	1,403
Julie Anderson, Johns Hopkins	1995-98	116	1,376
Sandy Buddelmeyer, Capital	1990-93	116	1,365
Caroline Leary, Middlebury	1989-92	81	1,364
Ruth Bonner, Mary Washington	1982-85	100	1,362
Molly Lackman, Immaculata	1991-94	94	1,353
Siobhan Zerilla, Wilmington (Ohio)	2002-05	118	1,330
Kim Roth, Salisbury	1992-95	97	1,329
Melissa Posse, Cabrini	1996-99	105	1,295
Sherry Patterson, Wm. Paterson	1984-87	90	1,289
Heather Kile, Swarthmore	1999-02	106	1,263
Sara Zondag, Wis. Lutheran	1998-01	101	1,259
Dawn Webb, Salisbury	1986-89	101	1,254
Lorretta Thomas, Ramapo	1983-86	96	1,244
Kristan Radak, Rochester	1982-85	109	1,229
Eileen Fenton, Mass.-Boston	1988-91	98	1,220
Jill Myers, Ohio Wesleyan	1985-88	101	1,217
Kristin Kahle, Pine Manor	1991-94	96	1,217
Laurie Trow, St. Thomas (Minn.)	1990-93	113	1,204

*Record.

REBOUND AVERAGE

(minimum 1,000 rebounds)

Player, Team	Seasons	G	Reb.	Avg.
Sybil Smith, Baruch	1993-96	66	1,170	*17.7
Caroline Leary, Middlebury	1989-92	81	1,364	16.8
Heather Stewart, New Rochelle	1997-00	92	1,540	16.7
Tina Shaw, Bishop	1982-84	71	1,168	16.5
Liza Janssen, Wellesley	1991-94	94	1,403	14.9
Ronda Jo Miller, Gallaudet	1997-00	106	*1,545	14.6
Molly Lackman, Immaculata	1991-94	94	1,353	14.4
Sherry Patterson, Wm. Paterson	1984-87	90	1,289	14.3
Leslie Rushton, Drew	1982-84	63	895	14.2
Kim Roth, Salisbury	1992-95	97	1,329	13.7
Ruth Bonner, Mary Washington	1982-85	100	1,362	13.6
Kelly White, Norwich	1983-86	77	1,027	13.3
Arlene Eagan, Buffalo St.	1988-91	109	1,419	13.0
Lorretta Thomas, Ramapo	1983-86	96	1,244	13.0
Carolyn Cochrane, Grove City	1986-89	86	1,110	12.9
Linda Mason, Rust	1985-88	86	1,103	12.8
Kristin Kahle, Pine Manor	1991-94	96	1,217	12.7
Gretchen Gates, Chicago	1983-86	84	1,056	12.6
Toyah Houck, Notre Dame (Md.)	1991-94	89	1,117	12.6
Sara Zondag, Wis. Lutheran	1998-01	101	1,259	12.5
Eileen Fenton, Mass.-Boston	1988-91	98	1,220	12.4
Dawn Webb, Salisbury	1986-89	101	1,254	12.4
Melissa Posse, Cabrini	1996-99	105	1,295	12.3
Carolyn Savio, Montclair St.	1987-90	90	1,088	12.1
Jill Myers, Ohio Wesleyan	1985-88	101	1,217	12.0

*Record.

ASSISTS

Player, Team	Seasons	G	Ast.
Karen Barefoot, Chris. Newport	1991-94	108	*1,002
Suzy Venet, Mount Union	1995-98	121	843
Amy Cooke, Salisbury	1996-99	106	731
Megan Silva, Randolph-Macon	2003-06	121	700
Tonja Sanders, Rust	1989-92	68	669
Allison Gagnon, Southern Me.	1991-93	89	660
Cristie Ansbach, Alvernia	1995-98	111	653
Kristi Schultz, Concordia-M'head	1990-93	104	650
Tina Costello, DeSales	1985-88	119	640
Alisa DiBonaventura, Delaware Valley	1999-01	78	636
Suzie French, East. Mennonite	1985-88	103	627
Holly Maines, Westfield St.	1996-99	108	626
Stephanie Rom, Binghamton	1995-98	107	624
Megan Dillon, Cabrini	1994-97	103	618
Colleen Mewes, Carthage	1994-97	101	611
Stefanie Teter, Mary Washington	1993-96	94	609
Chris Webb, N.C. Wesleyan	1993-96	104	606
Sheri McCarthy, St. Joseph's (Me.)	1990-93	117	603
Suzanne Helfant, Allegheny	1985-88	107	601
Regina Austin, Buffalo St.	1990-93	108	585
Amanda Poppleton, Notre Dame (Md.)	2000-03	106	584
Sheryl Ferguson, Oneonta St.	1995-98	107	583
Kim Dennin, William Smith	1996-99	106	582
Megan Woodruff, Wilmington (Ohio)	1999-03	112	580
Colleen McCrave, Bates	1996-99	99	579

*Record.

ASSIST AVERAGE

(minimum 450 assists)

Player, Team	Seasons	G	Ast.	Avg.
Tonja Sanders, Rust	1989-92	68	669	*9.8
Karen Barefoot, Chris. Newport	1991-94	108	*1,002	9.3
Alisa DiBonaventura, Delaware Valley	1999-01	78	636	8.2
Allison Gagnon, Southern Me.	1991-93	89	660	7.4
Lynn Elliott, Connecticut Col.	1989-91	68	497	7.3
Suzy Venet, Mount Union	1995-98	121	843	7.0
Amy Cooke, Salisbury	1996-99	106	731	6.9
Dana Patete, Juniata	1989-92	85	560	6.6
Tammie McDowell, Salem St.	1989-91	85	554	6.5
Stefanie Teter, Mary Washington	1993-96	94	609	6.5
Sherri Ervin, Fredonia St.	1989-90, 92	73	471	6.5
Jodi Condron, Adrian	1989-91	74	477	6.4
Kristi Schultz, Concordia-M'head	1990-93	104	650	6.3
Suzie French, East. Mennonite	1985-88	103	627	6.1
Colleen Mewes, Carthage	1994-97	101	611	6.0
Megan Dillon, Cabrini	1994-97	103	618	6.0
Karen Walker, Beloit	1990-93	90	532	5.9
Cristie Ansbach, Alvernia	1995-98	111	653	5.9
Cathy Hayes, Bowdoin	1989-92	82	481	5.9
Colleen McCrave, Bates	1996-99	99	579	5.8

Player, Team	Seasons	G	Ast.	Avg.
Stephanie Rom, Binghamton	1995-98	107	624	5.8
Chris Webb, N.C. Wesleyan	1993-96	104	606	5.8
Holly Maines, Westfield St.	1996-99	108	626	5.8
Megan Silva, Randolph-Macon	2003-06	121	700	5.8
Leslie Livingstone, Misericordia	2000-03	100	574	5.7

*Record.

BLOCKED SHOTS

Player, Team	Seasons	G	Blk.
Cori Carson, Upsala/Marymount (Va.)	1994, 96-97	85	*485
Erin McKenzie, Hendrix	2003-06	106	402
Angela Grove, Wilson	1997-00	90	400
Courtney Johnson, Pacific Lutheran	2001-04	103	387
Ronda Jo Miller, Gallaudet	1997-00	106	373
Tamiko Martin, Ferrum	1993-95	77	355
Heidi Spengler, Eastern	2001-04	102	349
Megan Rulon, Rutgers-Camden	2003-06	95	347
Jen Feneli, Brockport St.	1997-00	106	340
Michelle Costa, Gwynedd-Mercy	1997-00	107	336
Sara Zondag, Wis. Lutheran	1998-01	101	334
Laurie Miller, East. Mennonite	1995-98	98	329
Alicia Davis, Loras	2001-04	107	307
Kate Smith, Cortland St.	1999-01	83	296
Kim Kovar, Montclair St.	1993-96	97	296
Estrella Kuilan, Salem St.	2004-06	84	296
Robin Blattenberger, Southern Me.	1984, 86-87	79	288
Kara Crockett, Southern Me.	2000-03	113	282
Heidi Snyder, McDaniel	1994-97	84	271
Shelly Harrison, Smith	2003-06	79	271
Kim McCabe, Wentworth Inst.	1993-95	70	262
Lanett Stephan, Franklin	1993-96	100	240
Liza Janssen, Wellesley	1993-94	49	238
Janet Kasinger, Benedictine (Ill.)	1993-94	45	236
Sarah Hendricks, Beloit	1993-96	95	235

*Record.

BLOCKED-SHOT AVERAGE

(minimum 175 blocked shots)

Player, Team	Seasons	G	Blk.	Avg.
Cori Carson, Upsala/Marymount (Va.)	1994, 96-97	85	*485	*5.7
Janet Kasinger, Benedictine (Ill.)	1993-94	45	236	5.2
Liza Janssen, Wellesley	1993-94	49	238	4.9
Kim Stumpf, Whittier	1993-94	46	221	4.8
Tamiko Martin, Ferrum	1993-95	77	355	4.6
Angela Grove, Wilson	1997-00	90	400	4.4
Jennifer White, Neumann	1995-96	48	197	4.1
Erin McKenzie, Hendrix	2003-06	106	402	3.8
Courtney Johnson, Pacific Lutheran	2001-04	103	387	3.8
Kim McCabe, Wentworth Inst.	1993-95	70	262	3.7
Megan Rulon, Rutgers-Camden	2003-06	95	347	3.7
Robin Blattenberger, Southern Me.	1984, 86-87	79	288	3.6
Kate Smith, Cortland St.	1999-01	83	296	3.6
Estrella Kuilan, Salem St.	2004-06	84	296	3.5
Ronda Jo Miller, Gallaudet	1997-00	106	373	3.5
Shelly Harrison, Smith	2003-06	79	271	3.4
Laurie Miller, East. Mennonite	1995-98	98	329	3.4
Heidi Spengler, Eastern	2001-04	102	349	3.4
Sara Zondag, Wis. Lutheran	1998-01	101	334	3.3
Heidi Snyder, McDaniel	1994-97	84	271	3.2
Jen Feneli, Brockport St.	1997-00	106	340	3.2
Kim Kovar, Montclair St.	1993-96	97	296	3.1
Michelle Costa, Gwynedd-Mercy	1997-00	107	336	3.1

*Record.

STEALS

Player, Team	Seasons	G	Stl.
Colleen McCrave, Bates	1996-99	99	*573
Amanda Poppleton, Notre Dame (Md.)	2000-03	106	*573

Player, Team	Seasons	G	Stl.
Jenn Denby, Rowan	1995-98	106	505
Lisa Villalta, Montclair St. \$	1993-97	105	487
Jehan Clark, New York U.	1996-99	116	449
Suzy Venet, Mount Union	1995-98	121	446
Megan Silva, Randolph-Macon	2003-06	121	446
Sheila Zephir, Brooklyn	1998-01	93	443
Heather Mitchell, Skidmore	1996-99	103	437
Marlene Grimes, Marymount (Va.)	1987-90	100	435

Enma Rivera, CCNY	1995-96, 98-99	60	435
Nicole Albert, Cal Lutheran	1993-96	94	431
Shelly Ridgeway, Frostburg St.	1995-98	101	425
Suzie French, Oneonta St.	1995-98	107	422
Linda Zapon, Western Conn. St.	1996-99	114	417
Annette Rue, Defiance	1996-99	109	415
Jennifer Falbe, Millikin	1997-00	106	404
Suzie French, East. Mennonite	1985-88	103	401
Walida Hawkins, Upper Iowa	1994-97	100	395
Judy Mendez, St. Elizabeth	1995-98	83	391
Angel Esposito, Elms	1993-95	69	389
Shonna Sargent, Cortland St.	1997-00	108	389
Megan Kopicki, Misericordia	1996-99	103	387
Cristie Ansbach, Alvernia	1995-98	111	385
Tina Costello, DeSales	1985-88	119	372

*Record. \$Received hardship for fifth year.

STEAL AVERAGE

(minimum 225 steals)

Player, Team	Seasons	G	Stl.	Avg.
Enma Rivera, CCNY	1995-96, 98-99	60	435	*7.3
Colleen McCrave, Bates	1996-99	99	*573	5.8
Angel Esposito, Elms	1993-95	69	389	5.6
Sybil Smith, Baruch	1993-96	66	355	5.4
Amanda Poppleton, Notre Dame (Md.)	2000-03	106	*573	5.4
Julie Rando, Regis (Mass.)	1993-94	50	255	5.1
Karen Barefoot, Chris. Newport	1993-94	53	258	4.9
Jenn Denby, Rowan	1995-98	106	505	4.8
Sheila Zephir, Brooklyn	1998-01	93	443	4.8
Judy Mendez, St. Elizabeth	1995-98	83	391	4.7
Samantha Donaldson, John Jay	1995-97	75	351	4.7
Lisa Villalta, Montclair St. \$	1993-97	105	487	4.6
Nicole Albert, Cal Lutheran	1993-96	94	431	4.6
Marlene Grimes, Marymount (Va.)	1987-90	100	435	4.4
Stephanie Watts, Frostburg St.	2005-06	56	240	4.3
Sharee McClellan, Marymount (Va.)	1993-95	68	291	4.3
Heather Mitchell, Skidmore	1996-99	103	437	4.2
Shelly Ridgeway, Frostburg St.	1995-98	101	425	4.2
Andrea Little, Bowdoin	1995-98	83	349	4.2
Jill St. Germain, Salve Regina	1994-97	78	326	4.2
Rose Addison, York (N.Y.)	1993-95	72	294	4.1
Ogonna Merritt, McMurry	1998-00	79	321	4.1
Walida Hawkins, Upper Iowa	1994-97	100	395	4.0
Sheryl Ferguson, Oneonta St.	1995-98	107	422	3.9
Lindsay Kist, Wentworth Inst.	1997-00	94	364	3.9
Jehan Clark, New York U.	1996-99	116	449	3.9
Jen Meisner, FDU-Florham	1994-96	69	267	3.9
Suzie French, East. Mennonite	1985-88	103	401	3.9

*Record. \$Received hardship for fifth year.

2,000 POINTS & 1,000 REBOUNDS

Player, Team	Seasons	G	Pts.	Reb.
Laurie Trow, St. Thomas (Minn.)	1990-93	113	2,607	1,204
Laura Haynes, Guilford	1995-98	105	2,283	1,020
Sandy Buddelmeyer, Capital	1990-93	116	2,248	1,365
Lynn Butler, DeSales	1984-87	114	2,191	1,000

Annual Individual Champions

Scoring Average

Season	Player, Team	G	FG	3FG	FT	Pts.	Avg.
1982	Mary Beth Bowler, King's (Pa.)	25	246	—	150	642	25.7
1983	Jody Imbrie, Grove City	27	285	—	200	770	28.5
1984	Laura Johnson, Shenandoah	16	176	—	75	427	26.7
1985	Jeannie Demers, Buena Vista	28	375	—	108	858	30.6
1986	Jeannie Demers, Buena Vista	25	324	—	129	777	31.1
1987	Jeannie Demers, Buena Vista	26	*385	—	121	*891	*34.3
1988	Catie Cleary, Pine Manor	20	228	43	175	674	33.7
1989	Lisa Halloran, Framingham St.	25	235	59	141	670	26.8
1990	Ann Gilbert, Oberlin	25	319	7	133	778	31.1
1991	Missy Sharer, Grinnell	24	272	33	217	794	33.1
1992	Missy Hensley, East. Mennonite	23	251	0	183	685	29.8
1993	Sladja Kovijanic, Middlebury	21	235	80	98	648	30.9
1994	Emilie Hanson, Central (Iowa)	27	310	14	166	800	29.6
1995	Emilie Hanson, Central (Iowa)	25	277	11	128	693	27.7
1996	Meegan Garrity, Clark (Mass.)	30	291	107	183	872	29.1
1997	Meegan Garrity, Clark (Mass.)	28	264	98	169	795	28.4
1998	Glenda Gileud, Stillman	25	291	69	98	749	30.0
1999	Ronda Jo Miller, Gallaudet	30	337	6	110	790	26.3
2000	Tara Carleton, Rand.-Macon Woman's	24	207	32	142	588	24.5
2001	Emily Mullet, East. Mennonite	24	203	104	116	626	26.1
	Angie Ensley, Cedar Crest	24	224	76	102	626	26.1
	E'Lisa Ladson, Wesleyan (Ga.)	25	222	93	113	650	26.0
2003	Tiffany Trent, Cazenovia	23	208	35	165	616	26.8
2004	Camille Manning, City Tech	23	173	70	139	555	24.1
2005	Camille Manning, City Tech	24	194	68	166	622	25.9
2006	Megan Silva, Randolph-Macon	31	267	40	140	714	23.0

*Record.



Photo by Michael Lanke

Rose-Hulman's Suzy Carlson set the 2006 standard for free-throw percentage at 95.3 percent after nailing 123 of 129 shots from the line.

Field-Goal Percentage

Season	Player, Team	G	FG	FGA	Pct.
1982	Michele Blazeovich, UNC Greensboro	28	147	246	59.8
1983	Debbie Litten, Bridgewater (Va.)	26	193	320	60.3
1984	Sabrina Moody, Va. Wesleyan	29	163	249	65.5
1985	Mary Schultz, St. Mary's (Minn.)	26	221	352	62.8
1986	Queen Dickerson, Millikin	23	123	197	62.4
1987	Linda Mason, Rust	28	244	377	64.7
1988	Lesia Dennis, Emmanuel (Mass.)	21	191	298	64.1
1989	Doris Nicholson, New Jersey City	27	205	317	64.7
1990	Arlene Eagan, Buffalo St.	28	223	344	64.8
1991	Linda Rose, Nichols	24	255	351	64.1
1992	Laurie Trow, St. Thomas (Minn.)	28	276	411	67.2
1993	Tina Kampa, St. Benedict	30	158	231	68.4
1994	Kari Tufte, Luther	25	202	289	69.9
1995	Kari Tufte, Luther	26	210	320	65.6
1996	Kari Tufte, Luther	26	246	385	63.9
1997	Melissa Posse, Cabrini	26	234	372	62.9
1998	Kirsten Vipond, St. Thomas (Minn.)	28	212	297	71.4
1999	Karyn Kern, Susquehanna	27	169	260	65.0
2000	Jen Bulkeley, Sewanee	25	160	240	66.7
2001	Kathy Darling, Rowan	25	188	285	66.0

Season	Player, Team	G	FG	FGA	Pct.
2002	Alicia Davis, Loras	26	222	306	72.5
2003	Kelly Weismuller, Brooklyn	24	205	296	69.3
2004	Alicia Davis, Loras	27	219	322	68.0
2005	Vanessa Wyffels, Willamette	24	173	233	*74.2
2006	Karalyn Dehn, Ripon	24	161	247	65.2

*Record.

Three-Point Field Goals Per Game

Season	Player, Team	G	3FG	Avg.
1988	Debbie Gertsch, Redlands	22	60	2.7
1989	Shannon Stobel, N.C. Wesleyan	24	87	3.6
1990	Kristin Nielsen, Thomas	25	82	3.3
1991	Kate Peterson, Wis.-Stevens Point	20	77	3.9
1992	MaryKate Fannon, Cabrini	25	93	3.7
1993	Sladja Kovijanic, Middlebury	21	80	3.8
1994	Kim Prewitt, Thomas More	25	107	4.3
1995	Brenna Holcomb, Whittier	24	95	4.0
1996	Brenna Holcomb, Whittier	25	123	*4.9
1997	Kim Graf, Kenyon	28	110	3.9
1998	Suzanne Smith, Sewanee	21	79	3.8
1999	Kelly Morrison, DePauw	27	84	3.1
2000	Emily Mullet, East. Mennonite	25	88	3.5
2001	Emily Mullet, East. Mennonite	24	104	4.3
2002	Angel Hall, Anderson (Ind.)	28	117	4.2
2003	Rachael Turkington, Clark (Mass.)	25	101	4.0
2004	Angel Hall, Anderson (Ind.)	27	95	3.5
2005	Hannah Wolf, Grinnell	23	99	4.3
2006	Jessica Doane, Baptist Bible (Pa.)	28	*127	4.5

*Record.

Three-Point Field-Goal Percentage

Season	Player, Team	G	3FG	3FGA	Pct.
1988	Tracy Ragatz, UC San Diego	25	48	86	55.8
1989	Ellen Thompson, Rhodes	23	54	90	*60.0
1990	Missy Sharer, Grinnell	23	42	80	52.5
1991	Ellen Thompson, Rhodes	24	50	95	52.6
1992	Lori Towle, Bowdoin	17	31	58	53.4
1993	Missie Burns, Berea	20	56	99	56.6
1994	Jodi Davis, Illinois Col.	24	65	133	48.9
1995	Katie Mang, Capital	33	61	126	48.4
1996	Sue Spielbauer, William Penn	25	56	105	53.3
1997	Nicole Dias, Clark (Mass.)	21	48	91	52.7
1998	Kelly Morrison, DePauw	28	59	120	49.2
1999	Jen Swinehart, Baldwin-Wallace	28	67	131	51.1
2000	Alison Grubbs, Lake Forest	24	56	117	47.9
2001	Erin Egan, Cortland St.	30	60	127	47.2

Season	Player, Team	G	3FG	3FGA	Pct.
2002	Erin Boxleiter, Loras	25	53	107	49.5
2003	Ashley Edwards, Concordia-Austin	23	50	102	49.0
2004	Jennifer Connelly, Fontbonne	23	56	117	47.9
2005	Suzy Carlson, Rose-Hulman	26	63	113	55.8
2006	Jenny Markle, Ohio Northern	26	73	141	51.8

*Record.

Free-Throw Percentage

Season	Player, Team	G	FT	FTA	Pct.
1982	Mary Kay Babcock, Elmira	19	53	61	86.9
1983	Tammy Metcalf, St. Olaf	21	53	62	85.5
1984	Deana Moren, East. Mennonite	23	60	69	87.0
1985	Joann D'Alessandro, Rhode Island Col.	26	78	87	89.7
1986	Cindy Vigurs, Hartwick	22	57	66	86.4
1987	Katie Lokits, Berea	23	87	101	86.1
1988	Ellen Martinkovic, Wis.-Whitewater	22	57	66	86.4
1989	Valerie Kepner, Baldwin-Wallace	25	63	66	*95.5
1990	Jill Morrison, Lake Forest	24	86	98	87.8
1991	Anne Bennett, Lake Forest	22	55	61	90.2
1992	Stacy Schmidt, Beloit	22	57	62	91.9
1993	Jill Kathmann, William Smith	25	66	74	89.2
1994	Stephanie Sealer, Clarkson	24	60	66	90.9
1995	Kari Tufte, Luther	26	112	127	88.2
1996	Julie James, Luther	26	66	73	90.4
1997	Dawn Smith, Lake Forest	22	68	78	87.2
1998	Holly Spoo, Wis.-Oshkosh	28	72	81	88.9
1999	Amanda Waterbury, Muhlenberg	26	91	103	88.3
2000	Missy Pederson, St. Thomas (Minn.)	30	82	93	88.2
2001	Kendra Meyer, Capital	24	60	68	88.2
2002	Kerry Deshefy, Wheaton (Mass.)	24	67	74	90.5
2003	Angel Hall, Anderson (Ind.)	27	108	118	91.5
2004	Sarah Kuhn, Defiance	27	74	80	92.5
2005	Kari Simpson, Me.-Farmington	28	95	106	89.6
2006	Suzy Carlson, Rose-Hulman	25	123	129	95.3

*Record.

Rebound Average

Season	Player, Team	G	Reb.	Avg.
1982	Carla Gadsden, New Jersey City	27	*579	21.4
1983	Jennifer Allen, Mass.-Boston	18	300	16.7
1984	Tina Shaw, Bishop	28	470	16.8
1985	Carla Williams, Bishop	20	312	15.6
1986	Wanda Davis, New York U.	28	474	16.9
1987	Melanie Alston, Bishop	25	418	16.7
1988	Wendy Merk, Connecticut Col.	20	327	16.4
1989	Terry Lockwood, St. Elizabeth	21	461	22.0
1990	Stacy Carr, Va. Wesleyan	27	489	18.1
1991	Caroline Leary, Middlebury	20	402	20.1
1992	Malane Perry, Fitchburg St.	25	443	17.7
1993	Giovanni Licorish, Baruch	19	317	16.7
1994	Liza Janssen, Wellesley	22	388	17.6
1995	Sybil Smith, Baruch	22	523	*23.8
1996	Sayunara Lopez, Lehman	22	387	17.6
1997	Sayunara Lopez, Lehman	23	391	17.0
1998	Heather Stewart, New Rochelle	24	494	20.6
1999	Nicole Kilgannon, Notre Dame (Md.)	23	359	15.6
2000	Heather Stewart, New Rochelle	23	395	17.2
2001	Crystal Wiley, Agnes Scott	21	317	15.1
2002	Keisha Toms, Medgar Evers	23	357	15.5
2003	Andreen Gilpin, Mass.-Boston	26	408	15.7
2004	Jaclyn Rock, Staten Island	30	452	15.1
2005	Chari' Cooper, Kean	24	368	15.3
2006	Taraja Laws, Newbury	24	334	13.9

*Record.

Assist Average

Season	Player, Team	G	Ast.	Avg.
1989	Kristie Delbrugge, Frostburg St.	25	273	10.9
1990	Tonja Sanders, Rust	26	*303	*11.7
1991	Karen Barefoot, Chris. Newport	27	265	9.8
1992	Karen Barefoot, Chris. Newport	28	228	8.1
1993	Karen Barefoot, Chris. Newport	28	236	8.4
1994	Karen Barefoot, Chris. Newport	25	273	10.9
1995	Chris Webb, N.C. Wesleyan	26	204	7.8
1996	Stefanie Teter, Mary Washington	23	196	8.5
1997	Suzy Venet, Mount Union	26	193	7.4
1998	Suzy Venet, Mount Union	32	*303	9.5
1999	Amy Cooke, Salisbury	26	218	8.4
2000	Alisa DiBonaventura, Delaware Valley	24	205	8.5
2001	Alisa DiBonaventura, Delaware Valley	27	237	8.8

Season	Player, Team	G	Ast.	Avg.
2002	Mandy Pearson, Concordia-M'head	25	172	6.9
2003	Amanda Poppleton, Notre Dame (Md.)	27	226	8.4
2004	Brooke Johnson, Peace	26	253	9.7
2005	Tara Toland, Ferrum	26	193	7.4
2006	Symbri Tuttle, McMurry	29	235	8.1

*Record.

Blocked-Shot Average

Season	Player, Team	G	Blk.	Avg.
1993	Liza Janssen, Wellesley	27	145	5.4
1994	Monica Fitzgerald, Lincoln (Pa.)	18	132	*7.3
1995	Tamiko Martin, Ferrum	27	167	6.2
1996	Cori Carson, Marymount (Va.)	30	*205	6.8
1997	Cori Carson, Marymount (Va.)	30	185	6.2
1998	Ronda Jo Miller, Gallaudet	25	121	4.8
1999	Jen Feneli, Brockport St.	27	140	5.2
2000	Molly Zahr, Emerson	23	102	4.4
2001	Sara Zondag, Wis. Lutheran	26	116	4.5
2002	Lindsay Cotter, Endicott	25	102	4.1
2003	Kelly Weismuller, Brooklyn	24	116	4.8
2004	Tameika Crimbley, Stillman	25	156	6.2
2005	Megan Rulon, Rutgers-Camden	22	93	4.2
2006	Megan Rulon, Rutgers-Camden	22	136	6.2

*Record.

Steal Average

Season	Player, Team	G	Stl.	Avg.
1993	Alicia LaValley, Plattsburgh St.	24	149	6.2
1994	Thais Palmer, CCNY	26	175	6.7
1995	Crystal Robinson, Rutgers-Newark	24	171	7.1
1996	Enma Rivera, CCNY	24	178	*7.4
1997	Samantha Donaldson, John Jay	25	165	6.6
1998	Dawn Klein, St. Joseph's (L.I.)	24	155	6.5
1999	Jehan Clark, New York U.	28	*182	6.5
2000	Sheila Zephir, Brooklyn	24	131	5.5
2001	Miriam Anthony, Lebanon Valley	23	137	6.0
2002	Nzinga Broussard, Oberlin	24	129	5.4
2003	Amanda Poppleton, Notre Dame (Md.)	27	169	6.3
2004	Stephanie Cleary, Ithaca	27	154	5.7
2005	Latrese McNair, New Jersey City	27	145	5.4
2006	Latrese McNair, New Jersey City	24	123	5.1

*Record.

All-Time Team Leaders

Single-Game Records

SCORING HIGHS

Pts.	Team vs. Opponent	Date
140	Plymouth St. vs. Hawthorne (41)	Feb. 14, 1983
140	Bishop vs. Concordia (Tex.) (75)	Feb. 21, 1986
139	Keene St. vs. Rivier	Dec. 9, 1998
133	Cal Lutheran vs. Mills	Dec. 2, 1994
133	Muhlenberg vs. Haverford	Dec. 8, 2004
128	Bates vs. Me.-Machias	Nov. 20, 1999
127	Hardin-Simmons vs. Texas Wesleyan	Nov. 16, 2001
125	Rust vs. Ark. Baptist	Jan. 23, 1992
125	Wilmington (Ohio) vs. Pitt.-Greensburg	Nov. 20, 1998
125	Oglethorpe vs. Wesleyan (Ga.)	Dec. 7, 2001
124	Emory vs. Wesleyan (Ga.)	Nov. 20, 1992
124	Millikin vs. Ind.-South Bend	Dec. 5, 1992
124	Cal Lutheran vs. Pacific Christian	Nov. 30, 1993
124	Rust vs. Knoxville	Jan. 9, 1995
124	Susquehanna vs. Moravian (2 of)	Feb. 23, 1995

SCORING HIGHS IN A HALF

Pts.	Team vs. Opponent	Date
78	Muhlenberg vs. Haverford	Dec. 8, 2004
74	Keene St. vs. Rivier	Dec. 9, 1998
71	Chris. Newport vs. Averett	Jan. 19, 1991
70	Oglethorpe vs. Wesleyan (Ga.)	Dec. 7, 2001
66	Connecticut Col. vs. Simmons	Nov. 24, 1986
66	Centre vs. Berea	Feb. 13, 1990
66	Guilford vs. Hollins	Jan. 18, 1995
66	Hardin-Simmons vs. Texas Wesleyan	Nov. 16, 2001
65	Emory vs. Wesleyan (Ga.)	Nov. 20, 1992
65	Marymount (Va.) vs. Notre Dame (Md.)	Dec. 9, 1993

Pts.	Team vs. Opponent	Date
64	William Penn vs. Upper Iowa	Jan. 14, 1984
64	Muhlenberg vs. Mary Washington	Nov. 21, 2003
64	Thomas vs. Wheelock	Dec. 11, 2005
63	LeTourneau vs. Louisiana Col.	Feb. 22, 2003
62	Goucher vs. Lancaster Bible	Jan. 28, 1991
62	Muhlenberg vs. Washington (Md.)	Feb. 21, 2003
62	Muhlenberg vs. Washington (Md.)	Jan. 5, 2004

FIELD-GOAL PERCENTAGE (MINIMUM 24 MADE)

Pct.	Team vs. Opponent	Date
.774	Millsaps vs. Judson (Ala.) (41-53)	Feb. 11, 1986
.719	Central (Iowa) vs. Lutheran (41-57)	Feb. 6, 1982
.706	Meredith vs. Guilford (36-51)	Feb. 10, 1993
.703	King's (Pa.) vs. Maryville (Tenn.) (26-37)	Nov. 19, 1999
.698	Wis.-Eau Claire vs. Wis.-Platteville (37-53)	Feb. 12, 1993
.696	Capital vs. Hiram (39-56)	Feb. 13, 1996
.694	Washington-St. Louis vs. Johns Hopkins (25-36)	Jan. 17, 1993
.692	DePauw vs. Rose-Hulman (45-65)	Feb. 17, 2000
.685	Wellesley vs. Emmanuel (Mass.) (37-54)	Feb. 18, 1995
.685	Rowan vs. York (N.Y.) (37-54)	Jan. 11, 2004
.683	Williams vs. Union (N.Y.) (41-60)	Feb. 25, 1992
.681	Wis.-River Falls vs. Wis.-Platteville (32-47)	Feb. 17, 2001
.680	Wis.-Oshkosh vs. Wis.-Superior (34-50)	Feb. 18, 1995
.679	Babson vs. Wheaton (Mass.) (36-53)	Feb. 5, 1995
.679	Pomona-Pitzer vs. Occidental (36-53)	Feb. 12, 1999
.679	Maine Maritime vs. Thomas (36-53)	Feb. 8, 2006
.679	Millsaps vs. LSU-Shreveport (57-84)	Dec. 3, 1994
.679	Baldwin-Wallace vs. Muskingum (38-56)	Feb. 22, 1997
.679	McDaniel vs. Frank. & Marsh (38-56)	Feb. 14, 2006

THREE-POINT FIELD GOALS (since 1988)

FG	Team vs. Opponent	Date
21	Muhlenberg vs. Haverford	Dec. 8, 2004
20	Cabrini vs. Rosemont	Feb. 15, 1994
20	Emory & Henry vs. East. Mennonite	Feb. 2, 2002
20	Thomas vs. Wheelock	Dec. 11, 2005
19	Muhlenberg vs. Haverford	Feb. 12, 2004
18	Whittier vs. Cal Lutheran	Feb. 22, 1996
18	LeTourneau vs. Schreiner	Dec. 7, 2002
18	Waynesburg vs. Chatham	Feb. 9, 2004
18	Whitworth vs. Montana Tech	Nov. 20, 2005
18	Thomas vs. Husson	Jan. 11, 2006
18	Thomas vs. Bay Path	Feb. 4, 2006
18	Thomas vs. Lesley	Feb. 5, 2006
17	Millikin vs. Aurora	Dec. 19, 1998
17	Coast Guard vs. Merchant Marine	Feb. 13, 2003
17	Heidelberg vs. Marietta	Feb. 15, 2003
17	Muhlenberg vs. Montclair St.	Nov. 20, 2004
17	Ohio Wesleyan vs. Kenyon	Jan. 11, 2006
17	Thomas vs. Becker	Jan. 22, 2006

THREE-POINT FIELD-GOAL PERCENTAGE (minimum 10 made; since 1988)

Pct.	Team vs. Opponent	Date
.923	Alma vs. Adrian (12-13)	Feb. 15, 2000
.909	Illinois Col. vs. Greenville (10-11)	Nov. 25, 2003
.846	Millsaps vs. Judson (Ala.) (11-13)	Dec. 6, 2002
.846	Wis.-Oshkosh vs. Wis.-Whitewater (11-13)	Feb. 15, 2006
.813	Albertus Magnus vs. Rivier (13-16)	Feb. 13, 1999
.800	Claremont-M-S vs. Occidental (12-15)	Jan. 21, 2000
.786	Centre vs. Sewanee (11-14)	Jan. 27, 2001
.769	Wis.-River Falls vs. Wis.-Whitewater (10-13)	Jan. 4, 2003
.769	Manhattanville vs. Maritime (N.Y.) (10-13)	Jan. 30, 2004
.769	St. Scholastica vs. Wis.-Superior (10-13)	Dec. 16, 2005
.733	Washington-St. Louis vs. DePauw (11-15)	Nov. 20, 2004
.733	Concordia-M'head vs. Hamline (11-15)	Feb. 19, 2005
.722	Wis.-Oshkosh vs. Concordia (Wis.) (13-18)	Nov. 23, 2004
.714	William Smith vs. St. Lawrence (10-14)	Jan. 22, 2000
.714	Oglethorpe vs. Millsaps (10-14)	Dec. 2, 2000
.714	Eastern Conn. St. vs. Mass.-Boston (10-14)	Dec. 9, 2000
.714	Hendrix vs. Central Baptist (Ark.) (10-14)	Dec. 9, 2000
.714	Russell Sage vs. Oswego St. (10-14)	Nov. 20, 2001
.714	Wis.-Platteville vs. Briar Cliff (10-14)	Dec. 27, 2001
.714	Luther vs. Central (Iowa) (10-14)	Dec. 3, 2002
.714	Baldwin-Wallace vs. Wilmington (Ohio) (15-21)	Dec. 14, 2002
.714	Denison vs. Ohio Wesleyan (10-14)	Feb. 19, 2003
.714	Baldwin-Wallace vs. Ohio Northern (10-14)	Feb. 11, 2004
.714	Carnegie Mellon vs. Brandeis (10-14)	Jan. 6, 2006

FREE-THROW PERCENTAGE (minimum 26 made)

Pct.	Team vs. Opponent	Date
1.000	Moravian vs. Susquehanna (35-35)	Dec. 7, 2003
.971	Connecticut Col. vs. Trinity (Conn.) (33-34)	Feb. 14, 2004
.969	St. Mary's (Ind.) vs. Denver (31-32)	Dec. 19, 1989
.969	Juniata vs. Waynesburg (31-32)	Jan. 25, 1993
.969	St. Benedict vs. St. Thomas (Minn.) (31-32)	March 5, 1994
.968	William Penn vs. Butler (30-31)	March 20, 1982
.968	Clarke vs. Benedictine (Ill.) (30-31)	Feb. 6, 2002

Pct.	Team vs. Opponent	Date
.966	Concordia-Austin vs. Hardin-Simmons (28-29)	Jan. 17, 2004
.963	Kean vs. Montclair St. (26-27)	Nov. 27, 1999
.938	Capital vs. John Carroll (30-32)	Jan. 28, 1997
.929	N.C. Wesleyan vs. SCAD (39-42)	Feb. 12, 1999
.919	Widener vs. Kutztown (34-37)	Feb. 19, 1982
.900	Wellesley vs. Wheaton (Mass.) (27-30)	Feb. 27, 1993

REBOUNDS

Reb.	Team vs. Opponent	Date
96	Grove City vs. Villa Maria	Feb. 20, 1984
96	Lehman vs. St. Joseph's (L.I.)	Jan. 9, 1985
77	Marymount (Va.) vs. Gallaudet	Jan. 12, 1991
76	Emory vs. Stillman	Jan. 10, 1991
76	Johns Hopkins vs. Bryn Mawr	Nov. 29, 1994
75	Geneseo St. vs. Utica/Rome	Jan. 19, 1993

ASSISTS (since 1989)

Asst.	Team vs. Opponent	Date
40	New York U. vs. John Jay	Nov. 21, 2000
38	Marymount (Va.) vs. St. Mary's (Md.)	Feb. 21, 1993
35	DeSales vs. Wesley	Feb. 4, 1989
35	Simpson vs. William Penn	Feb. 6, 2001

STEALS (since 1993)

Stl.	Team vs. Opponent	Date
46	Colby-Sawyer vs. Eastern Nazarene	Dec. 8, 2001
42	Goucher vs. Lancaster Bible	Nov. 23, 1992
37	Marymount (Va.) vs. St. Mary's (Md.)	Feb. 21, 1993
35	Westfield St. vs. Fitchburg St.	Feb. 15, 1997
35	Wis.-Stout vs. Buffalo St.	Nov. 23, 1997
35	Wis.-Stout vs. Union (N.Y.)	Dec. 20, 2000
35	Muhlenberg vs. Washington (Md.)	Jan. 5, 2004
33	Shenandoah vs. East. Mennonite	Dec. 7, 1996
33	Simpson vs. Loras	Dec. 1, 1998
32	Goucher vs. Lincoln (Pa.)	Nov. 19, 1993
32	DeSales vs. Immaculata	Feb. 16, 1995
31	Wittenberg vs. Kenyon	Feb. 25, 1992
31	Mississippi Col. vs. Agnes Scott	Oct. 28, 1998
30	Wesleyan (Ga.) vs. Bennett	Jan. 27, 2001
30	St. Benedict vs. St. Catherine	Feb. 9, 2000
30	Muhlenberg vs. Bryn Mawr	Dec. 2, 2003

Season Records

WON-LOST PERCENTAGE

Team	Season	Won	Lost	Pct.
Capital	†1995	33	0	1.000
Wis.-Oshkosh	†1996	31	0	1.000
Washington-St. Louis	†2000	30	0	1.000
Washington-St. Louis	†1999	30	0	1.000
Hope	†2006	33	1	.971
Scranton	†1985	31	1	.969
St. John Fisher	†1988	31	1	.969
Hope	†2003	31	1	.969
Capital	†1994	30	1	.968
Bowdoin	†2004	30	1	.968
Salem St.	†1986	29	1	.967
Rowan	1996	29	1	.967
New York U.	†1997	29	1	.967
Clark (Mass.)	†1989	28	1	.966
St. John Fisher	1994	28	1	.966
St. John Fisher	1995	28	1	.966
Defiance	1996	28	1	.966
Defiance	1997	28	1	.966
Wis.-Eau Claire	2000	28	1	.966
St. Thomas (Minn.)	†1992	27	1	.964
Geneseo St.	†1993	27	1	.964
William Smith	1997	27	1	.964
Hardin-Simmons	2003	27	1	.964

†National leader.

SCORING OFFENSE

Team	Season	G	Pts.	Avg.
Bishop	†1986	31	2,995	96.6
Cal Lutheran	†1995	26	2,415	92.9
Marymount (Va.)	†1993	28	2,588	92.4
Lehman	2001	27	2,479	91.8
Muhlenberg	†2004	26	2,362	90.8
Manchester	1995	24	2,146	89.4
Marymount (Va.)	†1994	27	2,413	89.4
St. Joseph's (Me.)	†1990	30	2,677	89.2

Team	Season	G	Pts.	Avg.
Geneseo St.	1995	29	2,585	89.1
Neb. Wesleyan	†1991	26	2,300	88.5
Bishop	†1987	25	2,210	88.4
St. Joseph's (Me.)	1991	29	2,563	88.4
Concordia-M'head	†1988	31	2,737	88.3
Marymount (Va.)	1995	29	2,545	87.8
Gallaudet	†1999	30	2,616	87.2
Defiance	†1997	29	2,527	87.1
Moravian	†1992	33	2,871	87.0
Wis.-Stout	1993	25	2,163	86.5
Geneseo St.	1994	29	2,505	86.4
Defiance	†1996	29	2,497	86.1

†National leader.

SCORING DEFENSE

Team	Season	G	Pts.	Avg.
Mt. St. Mary (N.Y.)	†1990	19	620	32.6
New Rochelle	†1999	26	1,019	39.2
St. John Fisher	†1987	31	1,367	44.1
TCNJ	1999	27	1,196	44.3
Mt. St. Mary (N.Y.)	†2005	29	1,292	44.6
Lakeland	†1998	26	1,164	44.8
Wellesley	†2000	25	1,129	45.2
SCAD	†1996	24	1,086	45.3
Staten Island	†1997	28	1,273	45.5
Montclair St.	1990	29	1,320	45.5
CCNY	†1982	27	1,241	46.0
New Rochelle	1998	24	1,104	46.0
St. John Fisher	†1988	32	1,475	46.1
Albertus Magnus	†1991	20	922	46.1
Chestnut Hill	2002	27	1,248	46.2
Oneonta St.	1998	28	1,299	46.4
Staten Island	1998	28	1,299	46.4
Mt. St. Mary (N.Y.)	1997	28	1,301	46.5
Castleton St.	1998	28	1,301	46.5
Bowdoin	†2004	31	1,441	46.5

†National leader.

SCORING MARGIN

Team	Season	Own	Opp.	Mar.
Geneseo St.	†1995	89.1	52.9	36.2
St. John Fisher	†1988	80.3	46.1	34.2
Geneseo St.	†1994	86.4	55.4	30.9
Allegheny	†1986	82.9	52.2	30.7
St. John Fisher	†1987	74.1	44.1	30.0
Mt. St. Mary (N.Y.)	†2005	74.3	44.6	29.8
Rowan	†1996	83.1	53.4	29.7
Bishop	1986	96.6	67.5	29.2
Geneseo St.	†1993	82.8	53.8	29.1
Lehman	2001	91.8	62.7	29.1
Washington-St. Louis	†2000	77.3	49.1	28.2
Roanoke	†1991	79.2	51.1	28.1
Concordia-M'head	1988	88.3	60.4	27.9
St. Thomas (Minn.)	†1997	80.3	52.4	27.9
Wis.-Oshkosh	1996	75.1	47.3	27.8
Scranton	1994	84.0	56.2	27.8
St. Norbert	1986	78.0	50.3	27.7
Mt. St. Mary (N.Y.)	1997	74.0	46.5	27.6
Defiance	1996	86.1	58.7	27.4
Meredith	1993	81.2	53.8	27.4

†National leader.

FIELD-GOAL PERCENTAGE

Team	Season	FG	FGA	Pct.
Wilkes	†1984	730	1,338	54.6
Concordia-M'head	†1988	1,122	2,097	53.5
Whittier	†1986	816	1,533	53.2
Rust	†1987	1,008	1,911	52.7
Whittier	1984	686	1,320	52.0
Concordia-M'head	†1989	942	1,818	51.8
Baldwin-Wallace	†1999	839	1,629	51.5
Millikin	1984	951	1,856	51.2
Rust	1988	828	1,620	51.1
St. Thomas (Minn.)	†1998	857	1,678	51.1
Meredith	†1993	635	1,244	51.0
Concordia-M'head	1987	1,048	2,062	50.8
Illinois Col.	†1991	786	1,559	50.4
Spring Garden	1986	832	1,651	50.4
St. John Fisher	†1990	1,029	2,049	50.2
Buena Vista	†1997	915	1,830	50.0
UNC Greensboro	1988	1,140	2,283	49.9
WPI	†1982	658	1,321	49.8
Wis.-Oshkosh	1999	847	1,701	49.8
Geneseo St.	†1995	999	2,013	49.6

†National leader.

FIELD-GOAL PERCENTAGE DEFENSE

Team	Season	FG	FGA	Pct.
New Rochelle	†1999	410	1,509	27.2
Mills	†1992	367	1,288	28.5
Staten Island	1999	497	1,727	28.8
New Rochelle	†1998	452	1,564	28.9
Albertus Magnus	†1991	386	1,324	29.2
Emerson	†1995	434	1,485	29.2
Chestnut Hill	†2003	416	1,421	29.3
St. Joseph (Conn.)	†1996	443	1,503	29.5
Maine Maritime	2002	424	1,434	29.6
Lehman	†1997	468	1,561	30.0
Staten Island	1997	459	1,530	30.0
Cortland St.	†2000	494	1,643	30.1
Pacific Lutheran	†2004	428	1,423	30.1
Montclair St.	1995	539	1,780	30.3
New York St.	1996	513	1,692	30.3
Salem St.	1996	523	1,720	30.4
Me.-Farmington	2003	509	1,677	30.4
Gwynedd-Mercy	2000	487	1,597	30.5
Albertus Magnus	1996	542	1,776	30.5
Emmanuel (Mass.)	2002	523	1,714	30.5

†National leader.

THREE-POINT FIELD GOALS PER GAME (since 1988)

Team	Season	G	3FG	Avg.
Thomas	†2006	26	307	11.8
Grinnell	†2005	23	261	11.3
Emory & Henry	2006	26	294	11.3
Muhlenberg	†2004	26	265	10.2
Ohio Wesleyan	2006	26	264	10.2
Whittier	†1996	25	253	10.1
Grinnell	2006	23	232	10.1
Waynesburg	2004	23	225	9.8
Muhlenberg	2005	25	230	9.2
Buena Vista	2006	27	247	9.1
Waynesburg	2005	24	219	9.1
George Fox	2005	28	252	9.0
Wesleyan (Ga.)	2002	25	220	8.8
Coast Guard	2006	26	224	8.6
Otterbein	†2003	26	217	8.3
La Verne	†1995	25	204	8.2
Cabrini	†1994	26	211	8.1
Clark (Mass.)	†1997	28	224	8.0
Benedictine (Ill.)	2006	26	208	8.0
Ogelthorpe	2006	28	219	7.8
Neb. Wesleyan	†1991	26	202	7.8
Thomas More	2003	25	195	7.8
Neb. Wesleyan	†1991	26	202	7.8

†National leader.

THREE-POINT FIELD-GOAL PERCENTAGE (since 1988; minimum 3.0 per game)

Team	Season	G	3FG	3FGA	Pct.
Middlebury	1990	20	70	147	47.6
Pine Manor	1988	20	75	161	46.6
Cal St. Stanislaus	1989	29	111	242	45.9
Muskingum	1989	31	129	286	45.1
Ill. Wesleyan	†1994	25	103	230	44.8
Middlebury	1992	22	96	216	44.4
Baldwin-Wallace	2003	30	176	396	44.4
Wis.-Oshkosh	†2006	27	141	322	43.8
Baldwin-Wallace	†1999	28	154	355	43.4
Mt. St. Mary (N.Y.)	†1997	28	93	218	42.7
Cabrini	1989	28	124	292	42.5
SCAD	†1995	22	72	170	42.4
DePauw	1999	27	117	278	42.1
Ill. Wesleyan	†1996	26	103	245	42.0
Calvin	1993	26	162	386	42.0
Ill. Wesleyan	1995	26	80	191	41.9
Wis.-Platteville	1989	30	100	242	41.3
Scranton	1993	32	96	233	41.2
East. Mennonite	†2000	25	145	353	41.1
Carthage	†2000	26	104	254	40.9
Hardin-Simmons	†1998	24	101	247	40.9

†National leader.

FREE-THROW PERCENTAGE

Team	Season	FT	FTA	Pct.
Rose-Hulman	†2006	442	535	82.6
Alma	†2004	338	413	81.8
Buena Vista	2006	476	607	78.4
St. John Fisher	†1990	483	617	78.3
Hendrix	2006	475	607	78.3
Mount Union	†2000	271	349	77.7
Centre	†2003	438	565	77.5

Team	Season	FT	FTA	Pct.
Rhodes.....	2006	418	540	77.4
Ill. Wesleyan.....	2006	378	489	77.3
Whitworth.....	2006	337	436	77.3
Chicago.....	2004	348	451	77.2
Centre.....	†1989	524	680	77.1
Hollins.....	2003	371	481	77.1
Centre.....	†1988	493	640	77.0
Kalamazoo.....	2002	449	583	77.0
Lakeland.....	2000	321	418	76.8
Hanover.....	2003	383	499	76.8
Messiah.....	2006	445	580	76.7
DeSales.....	†1991	395	515	76.7
Kalamazoo.....	2003	373	487	76.6

†National leader.

REBOUND MARGIN

Team	Season	Own	Opp.	Mar.
Norwich.....	†1984	57.2	26.7	30.4
Bishop.....	†1987	58.4	34.6	23.8
Rust.....	1987	49.3	28.6	20.7
Spring Garden.....	†1986	40.5	19.8	20.7
Regis (Mass.).....	1987	56.6	36.1	20.5
Grove City.....	†1983	57.8	38.2	19.6
Lane.....	†1982	58.7	39.3	19.4
Whittier.....	1986	49.8	31.2	18.6
Rust.....	†1988	53.1	34.7	18.4
UC San Diego.....	†1991	49.3	32.1	17.2
Claremont-M-S.....	1988	50.5	33.3	17.2
Frostburg St.....	1991	52.6	35.5	17.1
Marywood.....	†1996	57.1	40.0	17.0
Mary Washington.....	1982	55.7	39.0	16.7
Bridgewater St.....	†1985	45.3	28.8	16.6
Immaculata.....	†1993	52.9	36.4	16.5
Mills.....	†1992	60.2	43.8	16.4
Norwich.....	1991	56.4	40.1	16.3
Wellesley.....	†1994	50.3	34.0	16.3
Wellesley.....	1993	50.2	34.0	16.2

†National leader.

CONSECUTIVE VICTORIES

Wins	Team	Dates
81	Washington-St. Louis.....	Feb. 15, 1998 to Jan. 16, 2001
60	Capital.....	Jan. 11, 1994 to Dec. 16, 1995
41	Wis.-Oshkosh.....	Nov. 18, 1995 to Jan. 4, 1997
40	St. Thomas (Minn.).....	Jan. 30, 1991 to March 7, 1992
36	Clark (Mass.).....	Feb. 16, 1988 to March 14, 1989
36	Washington-St. Louis.....	Feb. 24, 2001 to Feb. 23, 2002
30	Hope.....	Dec. 3, 2005 to present
29	Geneseo St.....	March 6, 1992 to March 12, 1993
28	St. Benedict.....	Dec. 1, 1992 to March 13, 1993
28	DePauw.....	Nov. 23, 2005 to March 11, 2006
28	Scranton.....	Nov. 26, 2005 to March 17, 2006
27	Mary Washington.....	Nov. 19, 2005 to Feb. 25, 2006
24	Simpson.....	Nov. 28, 1998 to March 6, 1999
24	Southern Me.....	Dec. 30, 2005 to March 18, 2006
23	Emmanuel (Mass.).....	Dec. 29, 2000 to March 10, 2001
23	Washington-St. Louis.....	Nov. 22, 2002 to Feb. 21, 2003
22	Southern Me.....	Jan. 10, 1989 to March 20, 1989
22	Cortland St.....	Nov. 23, 1999 to Feb. 15, 2000
22	Randolph-Macon.....	Jan. 7, 2006 to March 11, 2006
21	Marymount (Va.).....	Jan. 5, 1997 to March 8, 1997

CONSECUTIVE HOME COURT VICTORIES

Wins	Team	Dates
88	Rust.....	Jan. 23, 1982 to Feb. 21, 1989
80	William Smith.....	Jan. 27, 1993 to Feb. 25, 2000
70	Washington-St. Louis.....	Jan. 24, 1997 to Feb. 10, 2002
52	Southern Me.....	Dec. 8, 2003 to present
48	Marymount (Va.).....	Oct. 10, 1994 to Nov. 21, 1997
48	Scranton.....	Feb. 18, 2003-present
32	Wis.-Oshkosh.....	Dec. 6, 1994 to Feb. 22, 1997
23	Wellesley.....	Nov. 20, 1999 to Feb. 23, 2001
22	Plymouth St.....	Jan. 27, 2000 to Dec. 6, 2001
21	Connecticut Col.....	Feb. 18, 1988 to Feb. 11, 1990
21	Johns Hopkins.....	Jan. 12, 1997 to Feb. 25, 1998
21	Ithaca.....	Jan. 26, 2001 to March 2, 2002
20	Geneseo St.....	Feb. 15, 1992 to March 12, 1993

All-Time Most Improved Teams

School (Coach)	Year	W-L	Pvs.	\$Games Improved
Penn St.-Behrend (Jenepher Banker).....	1992	22-4	8-17	13.5
Cal Lutheran (Tim La Kose).....	1995	23-3	8-15	13.5
Merchant Marine (Mike Murray).....	2004	14-12	1-25	13
Lehman (Eric Harrison).....	2005	18-8	5-21	13

School (Coach)	Year	W-L	Pvs.	\$Games Improved
Johnson & Wales (R.I.) (Bethany Ellis).....	2006	15-11	1-23	13
Muhlenberg (Ron Rohn).....	2006	26-3	11-14	13
Geneseo St. (Bob Guy).....	1991	24-4	10-15	12.5
Albion (Doreen Belkowski).....	2002	17-9	4-21	12.5
Maryville (Mo.) (Chris Ellis).....	2004	23-3	10-15	12.5
Rhode Island Col. (Spencer Manning).....	2004	16-11	3-23	12.5
Immaculata (Patricia Canterino).....	2006	17-9	4-21	12.5
Wash. & Jeff. (Carrie Zickefoose).....	2003	23-2	11-14	12
Carroll (Wis.) (Kristen Jacobson).....	2006	22-5	8-15	12
Concordia (Wis.) (Stacey Brunner).....	2006	19-9	6-20	12
Worcester St. (Karen Tessmer).....	1996	16-10	4-21	11.5
Delaware Valley (Laura Hogan).....	2001	21-6	8-16	11.5
Anderson (Ind.) (Marcie Taylor).....	2002	21-7	7-16	11.5
Simmons (Tony Price).....	2003	16-9	4-20	11.5
Martin Luther (Gene Pfeifer).....	2006	13-14	1-25	11.5
Hendrix (Mike Richie).....	1994	19-6	7-16	11
Connecticut Col. (Bill Lessig).....	1984	19-3	7-13	11
Delaware Valley (Gary Pento).....	1985	12-9	0-19	11
MIT (Melissa Hart).....	2001	18-8	6-18	11
Hood (Rod Liller).....	2002	21-7	10-18	11
Kenyon (Suzanne Helfant).....	2005	22-5	10-15	11
Nichols (Joanne Grzembski).....	2006	20-8	8-18	11

\$ To determine games improved, add the difference in victories between the two seasons to the difference in losses, then divide by two; ties not counted. Includes postseason.

Annual Team Champions

Won-Lost Percentage

Season	Team	Won	Lost	Pct.
1982	Elizabethtown.....	26	1	.963
1983	Pitt.-Johnstown.....	24	2	.923
	Susquehanna.....	24	2	.923
1984	Elizabethtown.....	29	2	.935
1985	Scranton.....	31	1	.969
1986	Salem St.....	29	1	.967
1987	Scranton.....	31	2	.939
1988	St. John Fisher.....	31	1	.969
1989	Clark (Mass.).....	28	1	.966
1990	St. John Fisher.....	31	2	.939
1991	St. Thomas (Minn.).....	29	2	.935
1992	St. Thomas (Minn.).....	27	1	.964
1993	Geneseo St.....	27	1	.964
1994	Capital.....	30	1	.968
1995	Capital.....	*33	0	*1.000
1996	Wis.-Oshkosh.....	31	0	*1.000
1997	New York U.....	29	1	.967
1998	Millikin.....	25	1	.962
1999	Washington-St. Louis.....	30	0	*1.000
2000	Washington-St. Louis.....	30	0	*1.000
2001	Washington-St. Louis.....	28	2	.933
2002	Washington-St. Louis.....	25	1	.962
2003	Hope.....	31	1	.969
2004	Bowdoin.....	30	1	.968
2005	Randolph-Macon.....	30	2	.938
2006	Hope.....	33	1	.971

*Record.

Scoring Offense

Season	Team	G	W-L	Pts.	Avg.
1982	King's (Pa.).....	25	17-8	1,989	79.6
1983	Bishop.....	25	18-7	2,038	81.5
1984	Millikin.....	25	19-6	2,153	86.1
1985	Pitt.-Johnstown.....	29	26-3	2,370	81.7
1986	Bishop.....	31	28-3	2,995	*96.6
1987	Bishop.....	25	20-5	2,210	88.4
1988	Concordia-M'head.....	31	29-2	2,737	88.3
1989	Bridgewater (Va.).....	28	19-9	2,386	85.2
1990	St. Joseph's (Me.).....	30	25-5	2,677	89.2
1991	Neb. Wesleyan.....	26	15-11	2,300	88.5
1992	Moravian.....	33	31-2	2,871	87.0
1993	Marymount (Va.).....	28	23-5	2,588	92.4
1994	Marymount (Va.).....	27	24-3	2,413	89.4
1995	Cal Lutheran.....	26	23-3	2,415	92.9
1996	Defiance.....	29	28-1	2,497	86.1
1997	Defiance.....	29	28-1	2,527	87.1
1998	Gallaudet.....	26	19-7	2,199	84.6
1999	Gallaudet.....	30	24-6	2,616	87.2

Season	Team	G	W-L	Pts.	Avg.
2000	Sewanee.....	25	20-5	2,149	86.0
2001	Lehman.....	27	23-4	2,479	91.8
2002	Hardin-Simmons.....	28	26-2	2,215	79.1
2003	Hardin-Simmons.....	28	27-1	2,349	83.9
2004	Muhlenberg.....	26	19-7	2,362	90.8
2005	Piedmont.....	27	23-4	2,183	80.9
2006	Emory & Henry.....	26	11-15	2,154	82.8

*Record.

Scoring Defense

Season	Team	G	W-L	Pts.	Avg.
1982	CCNY.....	27	19-8	1,241	46.0
1983	Cornell College.....	21	14-7	1,024	48.8
1984	Pine Manor.....	24	20-4	1,170	48.8
1985	Pomona-Pitzer.....	29	27-2	1,440	49.7
1986	Centre.....	21	17-4	1,052	50.1
1987	St. John Fisher.....	31	28-3	1,367	44.1
1988	St. John Fisher.....	32	31-1	1,475	46.1
1989	Bryn Mawr.....	18	11-7	847	47.1
1990	Montclair St.....	29	23-6	1,320	45.5
1991	Albertus Magnus.....	20	10-10	922	46.1
1992	Wittenberg.....	28	21-7	1,367	48.8
1993	York (N.Y.).....	25	15-10	1,200	48.0
1994	New York U.....	26	22-4	1,233	47.4
1995	Lakeland.....	26	18-8	1,262	48.5
1996	SCAD.....	24	20-4	1,086	45.3
1997	Staten Island.....	28	22-6	1,273	45.5
1998	Lakeland.....	26	23-3	1,164	44.8
1999	New Rochelle.....	26	21-5	1,019	39.2
2000	Wellesley.....	25	21-4	1,129	45.2
2001	Lakeland.....	27	23-4	1,250	46.3
2002	Chestnut Hill.....	27	18-9	1,248	46.2
2003	Me.-Farmington.....	29	24-5	1,398	48.2
2004	Bowdoin.....	31	30-1	1,441	46.5
2005	Mt. St. Mary (N.Y.).....	29	27-2	1,292	44.6
2006	Norwich.....	30	25-5	1,378	45.9

*Record.

Scoring Margin

Season	Team	Own	Opp.	Mar.
1982	Elizabethtown.....	74.3	49.9	24.4
1983	Susquehanna.....	73.8	51.8	22.0
1984	Allegheny.....	79.3	52.7	26.6
1985	CCNY.....	75.1	50.3	24.9
1986	Allegheny.....	82.9	52.2	30.7
1987	St. John Fisher.....	74.1	44.1	30.0
1988	St. John Fisher.....	80.3	46.1	34.2
1989	Concordia-M'head.....	84.5	59.7	24.9
1990	St. John Fisher.....	77.3	51.8	25.5
1991	Roanoke.....	79.2	51.1	28.1
1992	Maravian.....	87.0	60.1	26.9
1993	Geneseo St.....	82.8	53.8	29.1
1994	Geneseo St.....	86.4	55.4	30.9
1995	Geneseo St.....	89.1	52.9	*36.2
1996	Rowan.....	83.1	53.4	29.7
1997	St. Thomas (Minn.).....	80.3	52.4	27.9
1998	St. Thomas (Minn.).....	79.6	52.5	27.1
1999	Simpson.....	85.3	61.1	24.2
2000	Washington-St. Louis.....	77.3	49.1	28.2
2001	Lehman.....	91.8	62.7	29.1
2002	Emmanuel (Mass.).....	76.3	49.9	26.4
2003	Hardin-Simmons.....	83.9	57.8	26.1
2004	Southern Me.....	77.5	50.3	27.3
2005	Mt. St. Mary (N.Y.).....	74.3	44.6	29.8
2006	Southern Me.....	76.1	48.8	27.3

*Record.

Field-Goal Percentage

Season	Team	FG	FGA	Pct.
1982	WPI.....	658	1,321	49.8
1983	Central (Iowa).....	751	1,528	49.1
1984	Wilkes.....	730	1,338	*54.6
1985	Millikin.....	890	1,814	49.1
1986	Whittier.....	816	1,533	53.2
1987	Rust.....	1,008	1,911	52.7
1988	Concordia-M'head.....	1,122	2,097	53.5
1989	Concordia-M'head.....	942	1,818	51.8
1990	St. John Fisher.....	1,029	2,049	50.2
1991	Illinois Col.....	786	1,559	50.4
1992	St. Thomas (Minn.).....	864	1,754	49.3
1993	Mercedith.....	635	1,244	51.0

Season	Team	FG	FGA	Pct.
1994	Luther.....	757	1,549	48.9
1995	Geneseo St.....	999	2,013	49.6
1996	Simpson.....	645	1,340	48.1
1997	Buena Vista.....	915	1,830	50.0
1998	St. Thomas (Minn.).....	857	1,678	51.1
1999	Baldwin-Wallace.....	839	1,629	51.5
2000	Baldwin-Wallace.....	856	1,812	47.2
2001	Warburg.....	893	1,845	48.4
2002	Webster.....	820	1,739	47.2
2003	Hardin-Simmons.....	853	1,739	49.1
2004	Wis.-Oshkosh.....	718	1,482	48.4
2005	Ripon.....	719	1,507	47.7
2006	Luther.....	760	1,579	48.4

*Record.

Field-Goal Percentage Defense

Season	Team	FG	FGA	Pct.
1982	Elizabethtown.....	540	1,725	31.3
1983	Bridgewater (Va.).....	559	1,663	33.6
1984	Oneonta St.....	503	1,525	33.0
1985	Colby-Sawyer.....	518	1,650	31.4
1986	St. Norbert.....	466	1,511	30.8
1987	Bryn Mawr.....	327	981	33.3
1988	Emmanuel (Mass.).....	423	1,368	30.9
1989	Bryn Mawr.....	340	1,011	33.6
1990	Rhodes.....	552	1,760	31.4
1991	Albertus Magnus.....	386	1,324	29.2
1992	Mills.....	367	1,288	28.5
1993	Wellesley.....	551	1,744	31.6
1994	Salem St.....	528	1,646	32.1
1995	Emerson.....	434	1,485	29.2
1996	St. Joseph (Conn.).....	443	1,503	29.5
1997	Lehman.....	468	1,561	30.0
1998	New Rochelle.....	452	1,564	28.9
1999	New Rochelle.....	410	1,509	*27.2
2000	Cortland St.....	494	1,643	30.1
2001	Cortland St.....	574	1,869	30.7
2002	Maine Maritime.....	424	1,434	29.6
2003	Chestnut Hill.....	416	1,421	29.3
2004	Pacific Lutheran.....	428	1,423	30.1
2005	Merchant Marine.....	480	1,559	30.8
2006	John Jay.....	547	1,787	30.6

*Record.

Three-Point Field Goals Per Game

Season	Team	G	3FG	Avg.
1988	Ferrum.....	26	111	4.3
1989	Marywood.....	27	131	4.9
1990	Neb. Wesleyan.....	24	122	5.1
1991	Neb. Wesleyan.....	26	202	7.8
1992	Catholic.....	23	149	6.5
1993	Calvin.....	26	162	6.2
1994	Cabrini.....	26	211	8.1
1995	La Verne.....	25	204	8.2
1996	Whittier.....	25	253	10.1
1997	Clark (Mass.).....	28	224	8.0
1998	Chris. Newport.....	28	191	6.8
1999	Occidental.....	25	185	7.4
2000	Sewanee.....	25	192	7.7
2001	Sewanee.....	25	209	8.4
2002	Wesleyan (Ga.).....	25	220	8.8
2003	Otterbein.....	26	217	8.3
2004	Muhlenberg.....	26	265	10.2
2005	Grinnell.....	23	261	11.3
2006	Thomas.....	26	*307	*11.8

*Record.

Three-Point Field-Goal Percentage

Season	Team	G	3FG	3FGA	Pct.
1988	UC San Diego.....	25	51	94	54.3
1989	Rhodes.....	23	55	91	*60.4
1990	Rhodes.....	26	60	123	48.8
1991	Rhodes.....	24	64	128	50.0
1992	Vassar.....	24	63	141	44.7
1993	Southern Me.....	29	82	194	42.3
1994	Ill. Wesleyan.....	25	103	230	44.8
1995	SCAD.....	22	72	170	42.4
1996	Ill. Wesleyan.....	26	103	245	42.0
1997	Mt. St. Mary (N.Y.).....	28	93	218	42.7
1998	Hardin-Simmons.....	24	101	247	40.9
1999	Baldwin-Wallace.....	28	154	345	43.4

Season	Team	G	3FG	3FGA	Pct.
2000	East. Mennonite.....	25	145	353	41.1
2001	Centre.....	28	150	367	40.9
2002	Webster.....	28	88	224	39.3
2003	Baldwin-Wallace.....	30	176	396	44.4
2004	Wis.-Oshkosh.....	27	134	332	40.4
2005	Bethel (Minn.).....	24	156	384	40.6
2006	Wis.-Oshkosh.....	27	141	322	43.8

*Record.

Free-Throw Percentage

Season	Team	FT	FTA	Pct.
1982	King's (Pa.).....	379	539	70.3
1983	Rutgers-Camden.....	322	431	74.7
1984	Whittier.....	319	429	74.4
1985	Connecticut Col.....	308	430	71.6
1986	William Penn.....	487	669	72.8
1987	Susquehanna.....	242	330	73.3
1988	Centre.....	493	640	77.0
1989	Centre.....	524	680	77.1
1990	St. John Fisher.....	483	617	78.3
1991	DeSales.....	395	515	76.7
1992	Juniata.....	472	627	75.3
1993	Juniata.....	430	567	75.8
1994	Illinois Col.....	340	460	73.9
1995	Williams.....	327	441	74.1
1996	Albion.....	360	476	75.6
1997	Alma.....	389	525	74.1
1998	Wash. & Lee.....	380	508	74.8
1999	DePauw.....	392	522	75.1
2000	Mount Union.....	271	349	77.7
2001	Mount Union.....	379	496	76.4
2002	Kalamazoo.....	449	583	77.0
2003	Centre.....	438	565	77.5
2004	Alma.....	338	413	81.8
2005	Alma.....	298	392	76.0
2006	Rose-Hulman.....	442	535	*82.6

*Record.

Rebound Margin

Season	Team	Own	Opp.	Mar.
1982	Lane.....	58.7	39.3	19.4
1983	Grove City.....	57.8	38.2	19.6
1984	Norwich.....	57.2	26.7	*30.4
1985	Bridgewater St.....	45.3	28.8	16.6
1986	Spring Garden.....	40.5	19.8	20.7
1987	Bishop.....	58.4	34.6	23.8
1988	Rust.....	53.1	34.7	18.4
1989	Middlebury.....	49.7	33.8	16.0
1990	Frostburg St.....	56.1	41.7	14.4
1991	UC San Diego.....	49.3	32.1	17.2
1992	Mills.....	*60.2	43.8	16.3
1993	Immaculata.....	52.9	36.4	16.5
1994	Wellesley.....	50.3	34.0	16.3
1995	Tufts.....	46.7	33.6	13.0
1996	Marywood.....	57.1	40.0	17.0
1997	Eastern Conn. St.....	46.3	31.4	14.9
1998	Washington-St. Louis.....	48.1	32.2	15.9
1999	Staten Island.....	53.6	38.9	14.7
2000	Wellesley.....	45.1	32.3	12.8
2001	Wilmington (Ohio).....	46.6	34.6	12.1
2002	Maine Maritime.....	55.5	40.0	15.5
2003	Wilmington (Ohio).....	48.4	32.4	15.9
2004	Maine Maritime.....	50.8	36.8	14.0
2005	Staten Island.....	48.7	36.8	11.9
2006	Maine Maritime.....	44.2	32.6	11.6

*Record.

2006 Most-Improved Teams

School (Coach)	2005 W-L	2006 W-L	\$Games Improved
1. Johnson & Wales (R.I) (Bethany Ellis)	1-23	15-11	13
1. Muhlenberg (Ron Rohm)	11-14	26-3	13
3. Immaculata (Patricia Canterino)	4-21	17-9	12.5
4. Carroll (Wis.) (Kristen Jacobson)	8-15	22-5	12
4. Concordia (Wis.) (Stacey Brunner)	6-20	19-9	12
6. Martin Luther (Gene Pfeifer)	1-25	13-14	11.5
7. Nichols (Joanne Grzembksi)	8-18	20-8	11
8. Anderson (Ind.) (Marcie Taylor)	5-21	16-11	10.5
8. Oglethorpe (Ron Sattelle)	9-16	21-7	10.5

School (Coach)	2005 W-L	2006 W-L	\$Games Improved
10. John Jay (Nakeeba Wauchope)	4-20	16-12	10
11. Albright (Janice Luck)	5-20	14-11	9
11. Gwynedd-Mercy (Keith Mondillo)	14-11	25-4	9
11. Manchester (Josh Dzurick)	11-16	21-8	9
14. Elmira (Matt Donohue)	8-17	19-11	8.5
14. Pacific Lutheran (Gil Rigell)	14-11	24-4	8.5
16. Emory (Christy Thomaskuty)	7-18	15-10	8
16. Johnson St. (Cassie Birkenfield)	4-21	12-13	8
18. East Tex. Baptist (Lisa Curliss-Taylor)	10-16	18-9	7.5
18. Juniata (Danielle Young)	5-19	13-12	7.5
18. Kean (Michele Sharp)	8-18	17-12	7.5
18. Lewis & Clark (Juli Fulks)	5-20	12-12	7.5
18. Mount Union (Suzy Venet)	5-20	13-13	7.5
18. Ozarks (Ark.) (Kelly Stutz)	4-21	12-14	7.5
18. Wis.-La Crosse (Lois Heeren)	11-15	19-8	7.5
25. Aurora (Michelle Roof)	7-20	14-13	7
25. Chris. Newport (Carolyn Hunter)	10-16	17-9	7
25. Colorado Col. (Kelly Mahlum)	8-17	15-10	7
25. Villa Julie (Chris Ramer)	13-14	20-7	7

\$ To determine games improved, add the difference in victories between the two seasons to the difference in losses, then divide by two. Includes postseason.

All-Time Winningest Teams

Includes records as a senior college only, minimum 10 seasons of competition. Postseason games are included.

By Percentage

Team	Yrs.	Won	Lost	Pct.
1. St. John Fisher	32	731	145	.834
2. Scranton	31	735	155	.826
3. Salem St.	25	579	132	.814
4. Washington-St. Louis	27	533	142	.790
5. Southern Me.	44	790	219	.783
6. St. Benedict	25	506	160	.760
7. Wis.-Oshkosh	35	665	213	.757
8. Capital	32	602	200	.751
9. St. Thomas (Minn.)	29	583	199	.746
10. Emmanuel (Mass.)	29	545	187	.745
11. Concordia-M'head	32	638	227	.738
12. Marymount (Va.)	25	484	179	.730
13. Clark (Mass.)	30	594	228	.723
14. Gwynedd-Mercy	12	231	89	.722
15. Defiance	15	287	112	.719
16. George Fox	10	184	73	.716
17. Millikin	36	577	233	.712
18. Wheaton (Ill.)	46	624	276	.693
19. Alvernia	17	325	145	.691
20. DeSales	28	522	238	.687
21. Lakeland	24	441	203	.685
22. Calvin	25	398	189	.678
23. Bridgewater (Va.)	57	776	371	.677
24. Eastern Conn. St.	35	590	287	.673
25. St. Joseph's (Me.)	29	505	247	.672

@ Includes seven ties.

By Victories

Team	Yrs.	Won	Lost	Pct.
1. Elizabethtown	78	893	438	@.671
2. Southern Me.	44	790	219	.783
3. Bridgewater (Va.)	57	776	371	.677
4. Scranton	31	735	155	.826
5. St. John Fisher	32	731	145	.834
6. New York U.	83	695	518	.573
7. Wis.-Oshkosh	35	665	213	.757
8. Ursinus	89	664	500	*.570
9. Concordia-M'head	32	638	227	.738
10. Roanoke	59	626	312	.667
11. Wheaton (Ill.)	46	624	276	.693
12. Capital	32	602	200	.751
12. Montclair St.	37	602	311	.659
14. Clark (Mass.)	30	594	228	.723
15. Eastern Conn. St.	35	590	287	.673
15. Maryville (Tenn.)	53	590	335	.638
15. Salisbury	53	590	408	.591
18. St. Thomas (Minn.)	29	583	199	.746

Team	Yrs.	Won	Lost	Pct.
19. Salem St.	25	579	132	.814
20. Frostburg St.	42	578	363	.614
21. Millikin	36	577	233	.712
22. Franklin	46	558	341	.621
22. Greenville	53	558	446	.556
24. Buffalo St.	41	557	306	.645
25. Emmanuel (Mass.)	29	545	187	.745

@ Includes seven ties; * includes 18 ties; # includes nine ties

Won-Lost Records

(Alphabetical Listing; no minimum seasons of competition)

School	Years	Won	Lost	Pct.
Adrian	42	469	408	.535
Agnes Scott	13	56	221	.202
Albertus Magnus	17	248	184	.574
Albion	36	344	414	.454
Albright	40	263	464	.362
Alfred	29	221	425	.342
Allegheny	30	444	271	.621
Alma	33	474	272	.635
Alvernia	17	325	145	.691
Amherst	30	366	307	.544
Anderson (Ind.)	14	140	207	.403
Anna Maria	29	325	351	.481
Arcadia	13	111	193	.365
Augsburg	28	198	475	.294
Augustana (Ill.)	31	452	314	.590
Aurora	29	332	365	.476
Austin	9	130	96	.575
Averett	24	127	431	.228
Babson	30	417	278	.600
Baldwin-Wallace	41	454	333	.577
Baptist Bible (Pa.)	3	49	30	.620
Bard	11	40	142	.220
Baruch	23	220	208	.514
Bates	38	429	340	.558
Bay Path	3	4	39	.093
Becker	8	56	141	.284
Beloit	31	323	331	.494
Benedictine (Ill.)	25	296	230	.563
Bennett	15	7	10	.412
Bethany (W.V.)	26	335	359	.483
Bethel (Minn.)	21	257	270	.488
Blackburn	25	265	371	.417
Bluffton	38	279	477	.369
Bowdoin	32	473	250	.654
Brandeis	49	448	395	.531
Bridgewater (Va.)	57	776	371	.677
Bridgewater St.	25	342	282	.548
Brockport St.	30	372	354	.512
Brooklyn	24	231	364	.388
Bryn Mawr	28	147	425	.257
Buena Vista	36	531	329	.617
Buffalo St.	41	557	306	.645
Cabrini	26	367	242	.603
Cal Lutheran	32	338	406	.454
Cal St. East Bay	26	290	393	.425
Caltech	11	26	193	.119
Calvin	25	398	189	.678
Capital	32	602	200	.751
Carleton	32	306	337	.476
Carnegie Mellon	25	249	325	.434
Carroll (Wis.)	34	384	337	.533
Carthage	48	469	415	.531
Case Reserve	34	271	404	.401
Castleton St.	24	355	272	.566
Catholic	36	384	408	.485
Cazenovia	9	84	143	.370
CCNY	43	469	463	.503
Cedar Crest	13	60	242	.199
Centenary (N.J.)	12	146	153	.488
Central (Iowa)	33	445	367	.548
Centre	25	308	267	.536
Chapman	27	438	266	.622
Chatham	9	15	187	.074
Chestnut Hill	7	98	77	.560
Chicago	35	426	337	.558
Chowan	11	130	130	.500
Chris. Newport	34	492	350	.584
City Tech	4	20	75	.211
Claremont-M.S.	30	443	268	.623

School	Years	Won	Lost	Pct.
Clark (Mass.)	30	594	228	.723
Clarke	11	115	158	.421
Clarkson	31	303	372	.449
Coast Guard	26	252	323	.438
Coe	28	261	389	.402
Colby	31	409	334	.550
Colby-Sawyer	26	406	260	.610
Colorado Col.	31	286	457	.385
Concordia (Ill.)	24	183	408	.310
Concordia (Wis.)	16	219	186	.541
Concordia-Austin	6	74	75	.497
Concordia-M'head	32	638	227	.738
Connecticut Col.	28	311	295	.513
Cornell College	30	200	458	.304
Cortland St.	35	526	293	.642
Curry	26	312	306	.505
Dallas	10	71	129	.355
Daniel Webster	11	88	168	.344
Defiance	15	287	112	.719
Delaware Valley	32	314	375	.456
Denison	34	313	374	.456
DePauw	29	394	280	.585
DeSales	28	522	238	.687
Dickinson	38	330	420	.440
Dominican (Ill.)	4	25	79	.240
Drew	36	260	464	.359
Dubuque	31	234	457	.339
D'Youville	7	69	108	.390
Earlham	35	210	449	.319
East Tex. Baptist	5	62	67	.481
East. Mennonite	42	370	445	.454
Eastern	13	114	195	.369
Eastern Conn. St.	35	590	287	.673
Eastern Nazarene	38	360	438	.451
Edgewood	29	285	350	.449
Elizabethtown	78	893	438	@.671
Elmhurst	33	283	463	.379
Elmira	29	304	390	.438
Elms	26	238	327	.421
Emerson	14	115	206	.358
Emmanuel (Mass.)	29	545	187	.745
Emory	18	235	215	.522
Emory & Henry	25	359	269	.572
Endicott	13	156	169	.480
Eureka	31	394	333	.542
Farmingdale	5	92	45	.672
FDU-Florham	25	283	319	.470
Ferrum	21	246	295	.455
Fisk	25	130	223	.368
Fitchburg St.	28	248	440	.360
Fontbonne	16	249	159	.610
Framingham St.	32	228	477	.323
Frank. & Marsh.	32	439	339	.564
Franklin	46	558	341	.621
Fredonia St.	23	224	329	.405
Frostburg St.	42	578	363	.614
Gallaudet	88	447	536	.455
Geneseo St.	32	443	309	.589
George Fox	10	184	73	.716
Gettysburg	25	323	266	.548
Gordon	18	231	241	.489
Goucher	61	241	483	.333
Greensboro	27	327	346	.486
Greenville	53	558	446	.556
Grinnell	30	207	416	.332
Grove City	28	383	297	.563
Guilford	31	403	369	.522
Gust. Adolphus	42	486	361	.574
Gwynedd-Mercy	12	231	89	.722
Hamilton	28	334	306	.522
Hamline	24	138	382	.265
Hanover	14	180	168	.517
Hardin-Simmons	20	361	186	.660
Hartwick	39	493	323	.604
Haverford	25	123	366	.252
Heidelberg	40	400	382	.512
Hendrix	14	240	118	.670
Hilbert	11	64	192	.250
Hiram	32	217	441	.330
Hollins	24	120	385	.238
Hood	11	137	125	.523
Hope	34	499	294	.629
Howard Payne	18	252	208	.548

School	Years	Won	Lost	Pct.	School	Years	Won	Lost	Pct.
Hunter	26	414	268	.607	Mt. St. Mary (N.Y.)	26	441	228	.659
Huntingdon	3	33	47	.413	Mt. St. Vincent	18	211	232	.476
Husson	2	28	24	.538	Muhlenberg	47	467	353	.570
Ill. Wesleyan	35	354	384	.480	Muskingum	32	453	322	.585
Illinois Col.	32	333	331	.502	N.C. Wesleyan	30	309	398	.437
Immaculata	20	161	320	.335	Nazareth	32	464	304	.604
Ithaca	40	525	294	.641	Neb. Wesleyan	32	286	481	.373
John Carroll	36	342	397	.463	Neumann	13	108	215	.334
John Jay	25	230	345	.400	New England	9	130	104	.556
Johns Hopkins	31	405	292	.581	New England Col.	33	327	411	.443
Johnson & Wales (R.I.)	11	90	186	.326	New Jersey City	36	295	479	.381
Johnson St.	25	202	247	.450	New Paltz St.	24	175	398	.305
Juniata	33	311	379	.451	New Rochelle	15	130	190	.406
Kalamazoo	33	255	450	.362	New York U.	83	695	518	.573
Kean	32	497	321	.608	Newbury	6	70	79	.470
Keene St.	37	416	359	.537	Nichols	28	281	344	.450
Kenyon	33	297	392	.431	North Central (Ill.)	24	295	325	.476
Keuka	32	391	281	.582	North Park	34	330	417	.442
King's (Pa.)	26	400	274	.593	Northland	3	30	50	.375
Knox	25	178	288	.382	Norwich	30	445	259	.632
La Roche	7	64	113	.362	Notre Dame (Md.)	26	301	310	.493
La Verne	24	249	296	.457	Oberlin	29	156	467	.250
LaGrange	7	69	114	.377	Occidental	20	161	332	.327
Lake Erie	25	108	430	.201	Oglethorpe	15	141	232	.378
Lake Forest	32	431	246	.637	Ohio Northern	34	410	371	.525
Lakeland	24	441	203	.685	Ohio Wesleyan	36	485	314	.607
Lasell	8	90	110	.450	Old Westbury	9	78	121	.392
Lawrence	31	328	303	.520	Olivet	28	193	450	.300
Lebanon Valley	41	299	433	.408	Oneonta St.	35	408	366	.527
Lehman	13	181	157	.536	Oswego St.	37	327	436	.429
Lesley	8	55	124	.307	Otterbein	25	322	304	.514
LeTourneau	13	172	169	.504	Ozarks (Ark.)	27	384	316	.549
Lewis & Clark	16	155	255	.378	Pacific (Ore.)	8	70	124	.361
Lincoln (Pa.)	22	168	321	.344	Pacific Lutheran	34	444	415	.517
Linfield	9	108	116	.482	Peace	4	60	44	.577
Loras	32	341	378	.474	Penn St.-Altoona	4	31	67	.316
Louisiana Col.	13	185	168	.524	Penn St.-Behrend	30	385	339	.532
Luther	29	433	285	.603	Phila. Bible	7	119	75	.613
Lycoming	28	294	319	.480	Piedmont	9	166	93	.641
Lynchburg	25	246	358	.407	Pine Manor	21	220	298	.425
Macalester	30	212	458	.316	Pitt.-Bradford	8	92	123	.428
MacMurray	25	229	378	.377	Pitt.-Greensburg	7	125	72	.635
Maine Maritime	31	154	94	.621	Plattsburgh St.	32	269	427	.386
Manchester	13	138	193	.417	Plymouth St.	41	439	383	.534
Manhattanville	31	365	429	.460	Polytechnic (N.Y.)	4	26	68	.277
Maranatha Baptist	13	132	221	.374	Pomona-Pitzer	37	525	324	.618
Marian (Wis.)	34	343	373	.479	Potsdam St.	22	139	373	.271
Marietta	31	263	464	.362	Principia	24	142	378	.273
Maritime (N.Y.)	7	14	80	.149	Puget Sound	11	201	94	.681
Martin Luther	9	92	107	.462	Ramapo	25	227	393	.366
Mary Baldwin	21	135	327	.292	Rand.-Macon Woman's	39	229	479	.323
Mary Hardin-Baylor	8	139	76	.647	Randolph-Macon	27	423	285	.597
Mary Washington	36	402	393	.506	Redlands	30	312	409	.433
Marymount (Va.)	25	484	179	.730	Regis (Mass.)	25	266	313	.459
Maryville (Mo.)	22	223	308	.420	Rensselaer	31	407	292	.582
Maryville (Tenn.)	53	590	335	.638	Rhode Island Col.	29	389	354	.524
Marywood	32	349	359	.493	Rhodes	23	298	250	.544
Mass. Liberal Arts	25	130	411	.240	Richard Stockton	34	413	391	.514
Mass.-Boston	26	199	420	.321	Ripon	31	354	300	.541
Mass.-Dartmouth	33	321	415	.436	Rivier	13	93	218	.299
McDaniel	39	486	341	.588	Roanoke	59	626	312	.667
McMurry	30	353	390	.475	Rochester	36	455	386	.541
Me.-Farmington	39	518	261	.665	Rochester Inst.	19	84	364	.188
Medaille	4	64	40	.615	Rockford	21	201	327	.381
Medgar Evers	10	70	187	.272	Roger Williams	24	215	492	.304
Merchant Marine	5	53	75	.414	Rose-Hulman	11	58	214	.213
Meredith	18	272	128	.680	Rosemont	11	85	169	.335
Messiah	29	475	255	.651	Rowan	42	494	396	.555
Methodist	28	315	329	.489	Russell Sage	30	205	393	.343
Middlebury	29	343	240	.588	Rust	19	299	165	.644
Millikin	36	577	233	.712	Rutgers-Camden	31	281	391	.418
Millsaps	28	302	352	.462	Rutgers-Newark	20	199	281	.415
Milwaukee Engr.	13	90	228	.283	St. Benedict	25	506	160	.760
Misericordia	14	207	152	.577	St. Catherine	14	63	265	.192
Mississippi Col.	36	490	340	.590	St. Elizabeth	17	113	272	.294
MIT	31	287	402	.417	St. John Fisher	32	731	145	.834
Monmouth (Ill.)	32	286	378	.431	St. Joseph (Conn.)	13	165	162	.505
Montclair St.	37	602	311	.659	St. Joseph's (L.I.)	10	132	126	.512
Moravian	30	489	246	.665	St. Joseph's (Me.)	29	505	247	.672
Mount Holyoke	23	257	292	.468	St. Lawrence	25	357	254	.584
Mount Ida	4	54	50	.519	St. Mary's (Ind.)	28	249	400	.384
Mount Union	33	370	362	.505	St. Mary's (Md.)	25	198	379	.343
Mt. St. Joseph	11	107	141	.431	St. Mary's (Minn.)	22	257	295	.466
					St. Norbert	32	476	250	.656

DIVISION III

School	Years	Won	Lost	Pct.	School	Years	Won	Lost	Pct.
St. Olaf.....	32	367	369	.499	Washington (Md.).....	13	145	173	.456
St. Scholastica.....	20	298	229	.565	Washington-St. Louis.....	27	533	142	.790
St. Thomas (Minn.).....	29	583	199	.746	Waynesburg.....	16	181	211	.462
Salem St.....	25	579	132	.814	Webster.....	20	164	260	.387
Salisbury.....	53	590	408	.591	Wellesley.....	26	302	273	.525
Salve Regina.....	27	375	254	.596	Wentworth Inst.....	21	137	346	.284
Schreiner.....	6	11	140	.073	Wesley.....	19	223	257	.465
Scranton.....	31	735	155	.826	Wesleyan (Conn.).....	34	300	374	.445
Sewanee.....	31	302	400	.430	Wesleyan (Ga.).....	13	79	228	.257
Shenandoah.....	31	301	395	.432	Western Conn. St.....	30	457	275	.624
Simmons.....	19	139	253	.355	Western New Eng.....	30	360	334	.519
Simpson.....	32	484	287	.628	Westfield St.....	37	489	332	.596
Skidmore.....	23	237	331	.417	Westminster (Mo.).....	25	338	421	%.445
Smith.....	35	334	400	.455	Westminster (Pa.).....	9	98	139	.414
Southern Me.....	44	790	219	.783	Wheaton (Ill.).....	46	624	276	.693
Southern Vt.....	7	21	145	.127	Wheaton (Mass.).....	46	543	387	.584
Southwestern (Tex.).....	14	170	182	.483	Wheelock.....	9	32	133	.194
Springfield.....	43	513	389	.569	Whitman.....	12	121	173	.412
Staten Island.....	26	359	263	.577	Whittier.....	25	264	350	.430
Stevens Institute.....	10	116	108	.518	Whitworth.....	15	231	155	.598
Suffolk.....	23	239	302	.442	Widener.....	34	361	400	.474
Sul Ross St.....	8	60	130	.316	Wilkes.....	46	355	516	.408
Susquehanna.....	46	451	354	.560	Willamette.....	10	104	147	.414
Swarthmore.....	93	543	612	#.470	William Smith.....	35	492	253	.660
TCNJ.....	27	480	236	.670	Williams.....	34	452	255	.639
Texas Lutheran.....	9	73	151	.326	Wilmington (Ohio).....	30	436	322	.575
Texas-Dallas.....	8	64	134	.323	Wilson.....	10	92	140	.397
Thiel.....	45	373	438	.460	Wis. Lutheran.....	18	247	229	.519
Thomas.....	17	182	224	.448	Wis.-Eau Claire.....	32	519	291	.641
Thomas More.....	16	227	184	.552	Wis.-La Crosse.....	34	454	384	.542
Transylvania.....	38	486	343	.586	Wis.-Oshkosh.....	35	665	213	.757
Trinity (Conn.).....	31	356	283	.557	Wis.-Platteville.....	28	327	392	.455
Trinity (D.C.).....	6	43	84	.339	Wis.-River Falls.....	31	402	358	.529
Trinity (Tex.).....	22	273	262	.510	Wis.-Stevens Point.....	34	500	289	.634
Tufts.....	34	392	304	.563	Wis.-Stout.....	35	396	354	.528
UC Santa Cruz.....	17	132	235	.360	Wis.-Superior.....	22	124	393	.240
Union (N.Y.).....	29	312	335	.482	Wis.-Whitewater.....	40	514	347	.597
Ursinus.....	89	664	500	*.570	Wittenberg.....	28	427	262	.620
Utica.....	28	299	380	.440	Wm. Paterson.....	35	457	353	.564
Utica/Rome.....	25	187	410	.313	Wooster.....	42	413	412	.501
Va. Wesleyan.....	26	372	294	.559	Worcester St.....	39	508	375	.575
Vassar.....	26	223	303	.424	WPI.....	30	363	328	.525
Villa Julie.....	11	63	213	.228	York (N.Y.).....	16	152	213	.416
Wartburg.....	32	476	311	.605	York (Pa.).....	22	250	278	.473
Wash. & Jeff.....	32	390	294	.570					
Wash. & Lee.....	13	125	195	.391					

@ Includes seven ties; # includes nine ties; *includes 18 ties; % includes one tie.

Years of Division III Classification

(Years listed refer to the corresponding championship season. For example, the 1981-82 season is listed as 1982.)

Active Members

Team	Years
Adrian.....	1982-present
Agnes Scott.....	1994-present
Albertus Magnus.....	1991-present
Albion.....	1982-present
Albright.....	1982-present
Alfred.....	1982-present
Allegheny.....	1982-present
Alma.....	1982-present
Alvernia.....	1995-present
Amherst.....	1982-present
Anderson (Ind.).....	1993-present
Anna Maria.....	1983-present
Arcadia.....	1994-present
Augsburg.....	1984-present
Augustana (Ill.).....	1982-present
Aurora.....	1982-present
Austin.....	1998-present
Averett.....	1982-83, 85-present
Babson.....	1982-present
Baldwin-Wallace.....	1982-84, 86-present
Bard.....	1996-present

Team	Years
Bates.....	1982-present
Beloit.....	1982-present
Benedictine (Ill.).....	1982-present
Bennett.....	1993-present
Baruch.....	1982-83, 86-present
Bethany (W.V.).....	1982-present
Bethel (Minn.).....	1983-present
Blackburn.....	1982-present
Bluffton.....	1991-present
Bowdoin.....	1982-present
Brandeis.....	1982-present
Bridgewater (Va.).....	1982-present
Bridgewater St.....	1982-present
Brockport St.....	1982-present
Brooklyn.....	1982, 99-present
Bryn Mawr.....	1983-present
Buena Vista.....	1982-present
Buffalo St.....	1982-present
Cabrini.....	1986-present
UC Santa Cruz.....	1982-present
Cal St. East Bay.....	1999-present
Caltech.....	1995-present
Cal Lutheran.....	1992-present
Calvin.....	1982-present
Capital.....	1982-present
Carleton.....	1982-present
Carnegie Mellon.....	1982-present
Carroll (Wis.).....	1982-present
Carthage.....	1982-present

Team	Years
Case Reserve.....	1982-present
Castleton St.....	1982-present
Catholic.....	1982-present
Cazenovia.....	2000-present
Cedar Crest.....	1992-93, 96-present
Centenary (N.J.).....	1998-present
Central (Iowa).....	1982-present
Centre.....	1982-present
Chapman.....	1995-present
Chatham.....	1998-present
Chestnut Hill.....	1994-present
Chicago.....	1982-present
Chowan.....	1998-present
Chris. Newport.....	1982-present
CCNY.....	1982-present
Claremont-M-S.....	1982-present
Clark (Mass.).....	1982-present
Clarke.....	1998-present
Clarkson.....	1982-present
Coast Guard.....	1982-90, 92-present
Coe.....	1982-present
Colby.....	1982-present
Colby-Sawyer.....	1983-present
Colorado Col.....	1982-present
Concordia-M'head.....	1982-present
Concordia (Ill.).....	1982-present
Concordia (Wis.).....	1998-present
Concordia-Austin.....	2001-present
Connecticut Col.....	1982-present

Team	Years	Team	Years	Team	Years
Cornell College	1982-present	Knox	1982-present	Old Westbury	1986-87, 92-present
Cortland St.	1982-present	La Roche	1998-present	Oliver	1982-present
Curry	1982-present	La Verne	1983-present	Oneonta St.	1982-present
Dallas	1998-present	Lake Erie	1984-87, 98-present	Oswego St.	1982-present
Daniel Webster	1990, 95-present	Lake Forest	1982-present	Otterbein	1982-present
Defiance	1992-present	Lakeland	1995-present	Ozarks (Ark.)	1999-present
Delaware Valley	1982-present	Lasell	1999-present	Pacific Lutheran	1999-present
Denison	1982-present	Lawrence	1982-present	Pacific (Ore.)	1988, 99-present
DePauw	1982-present	Lebanon Valley	1982-present	Penn St.-Behrend	1986-present
DeSales	1982-present	Lehman	1982-88, 96-present	Pine Manor	1984-present
Dickinson	1982-present	Lewis & Clark	1986-89, 99-present	Pitt.-Bradford	2000-present
Drew	1982-present	Lincoln (Pa.)	1982-present	Plattsburgh St.	1982-present
Dubuque	1982-present	Linfield	1999-present	Plymouth St.	1982-present
Earlham	1983-present	Loras	1987-present	Pomona-Pitzer	1982-present
Eastern	1995-present	Luther	1982-present	Potsdam St.	1982-present
Eastern Conn. St.	1982-present	Lycoming	1982-present	Principia	1982-present
East. Mennonite	1982-present	Lynchburg	1982-present	Puget Sound	2000-present
Eastern Nazarene	1990-present	Macalester	1982-present	Ramapo	1982-present
Eastern Ore.	2000-present	MacMurray	1982-present	Randolph-Macon	1990-present
Edgewood	1995-present	Me.-Farmington	1982-92, 99-present	Rand.-Macon Woman's	1983-present
Elizabethtown	1982-present	Maine Maritime	1997-present	Redlands	1983-present
Elmhurst	1982-present	Manchester	1993-present	Regis (Mass.)	1984-present
Elmira	1982-present	Manhattanville	1982-present	Rensselaer	1982-present
Elms	1987-present	Maranatha Baptist	2000-present	Rhode Island Col.	1982-present
Emerson	1986-present	Marian (Wis.)	1998-present	Rhodes	1982-present
Emmanuel (Mass.)	1984-present	Marietta	1982-present	Richard Stockton	1982-present
Emory	1989-present	Maritime (N.Y.)	1986-89, 93-present	Ripon	1982-present
Emory & Henry	1982-present	Martin Luther	1996-present	Rivier	1998-present
Endicott	1994-present	Mary Baldwin	1983-present	Roanoke	1982-present
Eureka	1982-present	Mary Hardin-Baylor	2001-present	Rochester	1982-present
FDU-Florham	1982-present	Mary Washington	1982-present	Rochester Inst.	1988-present
Ferrum	1986-present	Marymount (Va.)	1983-present	Rockford	1983-86, 88-present
Fisk	1982-present	Maryville (Mo.)	1982-present	Roger Williams	1982-present
Fitchburg St.	1982-present	Maryville (Tenn.)	1982-present	Rose-Hulman	1996-present
Fontbonne	1992-present	Marywood	1983-present	Rosemont	1993-present
Framingham St.	1982-present	Mass.-Boston	1982-present	Rowan	1982-present
Franklin	1993-present	Mass.-Dartmouth	1982-present	Russell Sage	1994-present
Frank. & Marsh.	1982-present	Mass. Liberal Arts	1982-present	Rust	1982-present
Fredonia St.	1982-present	MIT	1982-present	Rutgers-Camden	1982-present
Frostburg St.	1982-present	McDaniel	1982-present	Rutgers-Newark	1982-present
Gallaudet	1982-present	McMurry	1998-present	St. Benedict	1984-present
Geneseo St.	1982-present	Medgar Evers	1994-present	St. Catherine	1983-89, 96-present
George Fox	2000-present	Menlo	1998-present	St. Elizabeth	1989-present
Gettysburg	1982-present	Meredith	1984-present	St. John Fisher	1987-present
Gordon	1989-present	Messiah	1982-present	St. Joseph (Conn.)	1995-present
Goucher	1988-present	Methodist	1982-present	St. Joseph's (Me.)	1982-present
Greensboro	1982-present	Middlebury	1982-present	St. Joseph's (L.I.)	1998-present
Greenville	1998-present	Millikin	1982-present	St. Lawrence	1982-present
Grinnell	1982-present	Mills	1983-present	St. Mary's (Ind.)	1990-present
Grove City	1982-present	Millsaps	1982-present	St. Mary's (Md.)	1982-present
Guilford	1991-present	Milwaukee Eng.	1995-present	St. Mary's (Minn.)	1983-present
Gust. Adolphus	1982-present	Misericordia	1993-present	St. Norbert	1982-present
Gwynedd-Mercy	1995-present	Mississippi Col.	1998-present	St. Olaf	1982-present
Hamilton	1982-present	Monmouth (Ill.)	1982-present	St. Scholastica	1982-present
Hamline	1982-present	Monclair St.	1982, 86-present	St. Thomas (Minn.)	1982-present
Hanover	1993-present	Moravian	1982-present	Salem St.	1982-present
Hardin-Simmons	1995-present	Mount Holyoke	1982-present	Salisbury	1982-present
Hartwick	1983-present	Mt. St. Joseph	1983, 85, 99-present	Salve Regina	1982-present
Haverford	1982-present	Mt. St. Mary (N.Y.)	1988-90, 92-present	Scranton	1982-present
Heidelberg	1982-present	Mt. St. Vincent	1988-present	Sewanee	1982-present
Hendrix	1993-present	Mount Union	1982-present	Shenandoah	1984-present
Hilbert	1993-95, 99-present	Muhlenberg	1982-present	Simmons	1984-present
Hiram	1982-present	Muskingum	1982-present	Simpson	1982-present
Hollins	1983-present	Nazareth	1984-present	Skidmore	1986-present
Hood	1996-present	Neb. Wesleyan	1982-present	Smith	1982-present
Hope	1982-present	Neumann	1995-present	Southern Me.	1982-present
Howard Payne	1995-present	New England	1982-83, 98-present	Southern Vt.	1998-present
Hunter	1982-present	New England Col.	1982-present	Southwestern (Tex.)	1993-present
Illinois Col.	1982-present	TCNJ	1982-present	Springfield	1996-present
Ill. Wesleyan	1982-present	New Jersey City	1982-present	Staten Island	1982-present
Immaculata	1990-present	New Paltz St.	1982-present	Stephens	1999-present
Ithaca	1982-present	New Rochelle	1983-86, 88-present	Stevens Institute	1997-present
John Carroll	1982-present	New York U.	1984-present	Stillman	1982-present
John Jay	1982-present	Nichols	1982-present	Suffolk	1982-present
Johns Hopkins	1982-present	N.C. Wesleyan	1982-present	Sul Ross St.	1998-present
Johnson & Wales (R.I.)	1998-present	North Central (Ill.)	1982-present	Susquehanna	1982-present
Johnson St.	1982-present	North Park	1982-present	Swarthmore	1982-present
Juniata	1982-present	Norwich	1982-present	Thiel	1982-present
Kalamazoo	1982-present	Notre Dame (Md.)	1989-present	Thomas More	1991-present
Kean	1982-present	Oberlin	1982-present	Trinity (Conn.)	1982-present
Keene St.	1982, 98-present	Occidental	1982-present	Trinity (Tex.)	1982-present
Kenyon	1982-present	Oglethorpe	1993-present	Tufts	1982-present
Keuka	1990-present	Ohio Northern	1982-present	Union (N.Y.)	1982-present
King's (Pa.)	1982-present	Ohio Wesleyan	1982-present	Ursinus	1982-present

Team	Years
Utica	1988-present
Utica/Rome	1991-present
Vassar	1983-present
Villa Julie	1996-present
Va. Wesleyan	1982-present
Wartburg	1982-present
Wash. & Jeff.	1982-present
Wash. & Lee	1994-present
Washington (Md.)	1994-present
Washington-St. Louis	1982-present
Waynesburg	1991-present
Webster	1986-present
Wellesley	1984-present
Wentworth Inst.	1986-present
Wesley	1987-present
Wesleyan (Conn.)	1982-present
Wesleyan (Ga.)	1994-present
Western Conn. St.	1982-present
Western New Eng.	1982-present
Westfield St.	1982-present
Westminster (Mo.)	1993-present
Wheaton (Ill.)	1982-present
Wheaton (Mass.)	1983-present
Wheelock	1999-present
Whitman	1986-88, 99-present
Whittier	1982-present
Whitworth	1999-present
Widener	1982-present
Wilkes	1982-present
Willamette	1986-88, 98-present
Wm. Paterson	1982-present
William Smith	1984-present
Williams	1982-present
Wilmington (Ohio)	1991-present
Wilson	1982-85, 96-present
Wis. Lutheran	1998-present
Wis.-Eau Claire	1987-present
Wis.-La Crosse	1983-present
Wis.-Oshkosh	1982-present
Wis.-Platteville	1982-present

Team	Years
Wis.-River Falls	1983-present
Wis.-Stevens Point	1982-present
Wis.-Stout	1982-present
Wis.-Superior	1982-present
Wis.-Whitewater	1982-present
Wittenberg	1982-present
Wooster	1982-present
WPI	1982-present
Worcester St.	1982-present
York (N.Y.)	1982-86, 92-present
York (Pa.)	1982-present

Former Members

Albany (N.Y.)	1982-95
American (P.R.)	1988-89, 91-95
Aquinas	1982-83
Asbury	1993
Berea	1984-94
Binghamton	1982-98
Bishop	1982-87
Boston St.	1982
Buffalo	1982-88
UC San Diego	1982-00
Cal St. San B' dino	1986-91
Cal St. Stanislaus	1982-89
Columbia-Barnard	1983-86
Daemen	1986
Dominican (Cal.)	1987-89
Eisenhower	1982
Findlay	1989
George Williams	1983-86
Hellenic	1983-85
Husson	1982-86
Incarnate Word	1983-86
IPFW	1982
Inter American	1982-85
Jamestown	1982

Team	Years
Jarvis Christian	1993-94
Knoxville	1982-86, 88
Lane	1982-88
LeMoyne-Owen	1982-88
Lyndon St.	1982-86
Me.-Presque Isle	1982-83
Miles	1983-88
Minn.-Morris	1982-84
Nasson	1982
N.J. Inst. of Tech.	1986-97
NYIT	1986
Newport News App.	1982
UNC Greensboro	1982-88
Notre Dame (Cal.)	1986-88
Pitt.-Johnstown	1983-85
Pratt	1984
Puerto Rico	1982-85
Purchase St.	1982-86
Roosevelt	1982-83
St. Andrews	1982-88
St. Joseph (Ohio)	1984
SCAD	1994-04
Sonoma St.	1982-83
Southern-N.O.	1982-86
Spring Garden	1986-89
Stony Brook	1982-95
Sweet Briar	1983-86
Thomas	1982-84, 86-90
Tougaloo	1982-86
Transylvania	1983-85
Tri-State	1982-85
Trinity (Ill.)	1986-89
Upsala	1982-95
Upper Iowa	1982-05
Wiley	1992-95
William Penn	1982-04
Wis.-Milwaukee	1982-86
Yeshiva	1982-83, 86-87



Photo by Maine Sports Information

Individual Collegiate Records

Individual Collegiate Records..... 92
Consecutive Records..... 97



Individual Collegiate Records

Single-Game Records

POINTS

Pts.	Div.	Player, Team vs. Opponent	Date
67	II	Jackie Givens, Fort Valley St. vs. Knoxville	Feb. 22, 1991
64	II	Kim Brevington, Johnson C. Smith vs. Livingstone	Jan. 6, 1990
63	II	Jackie Givens, Fort Valley St. vs. LeMoyne-Owen	Feb. 2, 1991
61	III	Ann Gilbert, Oberlin vs. Allegheny	Feb. 6, 1991
61	II	Tysell Bozeman, Felician vs. Dominican (N.Y.)	Dec. 20, 2002
60	I	Cindy Brown, Long Beach St. vs. San Jose St.	Feb. 16, 1987
59	II	Konecka Drakeford, Johnson C. Smith vs. Fayetteville St.	Feb. 18, 1998
59	III	E'Lisa Ladson, Wesleyan (Ga.) vs. Oglethorpe	Dec. 7, 2001
59	II	Cassie King, N.C. Central vs. Bowie St.	March 1, 2005
58	I	Lorri Bauman, Drake vs. Missouri St.	Jan. 6, 1984
58	I	Kim Perrot, La-Lafayette vs. Southeastern La.	Feb. 5, 1990
58	II	Carolyn Brown, St. Augustine's vs. Tampa	Dec. 5, 1992
58	III	Emily Mullet, East. Mennonite vs. Wash. & Lee	Feb. 7, 2001
57	III	Glenda Gileud, Stillman vs. Miles	Nov. 27, 1996
56	I	Jackie Stiles, Missouri St. vs. Evansville	March 10, 2000

FIELD-GOAL PERCENTAGE

(minimum 14 field goals made)

Pct.	Div.	Player, Team vs. Opponent (FG-FGA)	Date
100	I	Kelly Mago, Missouri St. vs. Bradley (20 of 20)	Feb. 18, 1988
100	I	Karen Walker, Cornell vs. Penn (15 of 15)	March 3, 1990
100	II	Liz Davies, Gannon vs. St. Michael's (15 of 15)	Jan. 28, 1995
100	III	Shannon Rexrode, Frostburg St. vs. Pitt.-Bradford (15 of 15)	Dec. 11, 1999
100	I	Emma Jones, Ball St. vs. Indiana St. (14 of 14)	Dec. 10, 1985
100	I	Tonya Grant, St. Peter's vs. Loyola (Md.) (14 of 14)	Feb. 3, 1990
100	I	Myndee Larsen, Southern Utah vs. Youngstown St. (14 of 14)	Jan. 10, 1998
100	II	Melanie Carter, Abilene Christian vs. St. Edward's (14 of 14)	Dec. 18, 2001
100	II	Kelley Berglund, Seattle Pacific vs. Alas. Anchorage (14 of 14)	Jan. 10, 2002
100	I	Gwen Jackson, Tennessee vs. P.R.-Mayaguez (14 of 14)	Nov. 29, 2002
95.0	I	Chantelle Anderson, Vanderbilt vs. Portland St. (19 of 20)	Dec. 23, 2000
94.4	III	Tara Carleton, Rand.-Macon Woman's vs. Va. Wesleyan (17 of 18)	Jan. 24, 1998

Pct.	Div.	Player, Team vs. Opponent (FG-FGA)	Date
94.1	I	Kayie Christensen, UC Santa Barb. vs. Arizona (16 of 17)	Jan. 14, 2002
94.1	II	Lindsey Dietz, Minn. Duluth vs. Bemidji St. (16 of 17)	Dec. 15, 2002
93.8	I	Myndee Larsen, Southern Utah vs. Western Ill. (15 of 16)	Feb. 14, 1998
93.8	I	Conswella Sparrow, Auburn vs. South Ala. (15 of 16)	Feb. 17, 1998
93.8	II	Jackie Bucher, Abilene Christian vs. Tex. A&M-Commerce (15 of 16)	Feb. 17, 2000
93.8	III	Alicia Davis, Loras vs. Blackburn (15 of 16)	Dec. 28, 2003

FREE-THROW PERCENTAGE

(minimum 18 free throws made)

Pct.	Div.	Player, Team vs. Opponent (FT-FTA)	Date
100	I	Shanika Freeman, Jacksonville St. vs. Fla. Atlantic (22 of 22)	Feb. 6, 2003
100	II	Missy Guadagnino, Nova Southeastern vs. Fla. Southern (22 of 22)	Jan. 25, 2006
100	I	Kristeena Alexander, George Mason vs. UCF (20 of 20)	Dec. 29, 1996
100	I	Liz Beggs, Kent St. vs. St. Bonaventure (20 of 20)	Nov. 19, 2000
100	III	Nya Geschke, Wis.-Whitewater vs. Wis.-Stout (20 of 20)	Feb. 21, 2004
100	I	Leilani Mitchell, Idaho vs. UC Santa Barb. (20-20)	Jan. 8, 2005
100	II	Karen Arnold, Millersville vs. Philadelphia U. (19 of 19)	Dec. 11, 1988
100	III	Annette Hoffman, Juniata vs. Waynesburg (19 of 19)	Jan. 25, 1993
100	I	Shameka Jackson, Alabama St. vs. Hampton (19 of 19)	Dec. 7, 2001
100	I	Chris Starr, Nevada vs. San Diego (18 of 18)	Jan. 3, 1984
100	I	Holly Jones, Rice vs. UC Santa Barb. (18 of 18)	Nov. 30, 1985
100	I	Beth Shearer, American vs. Lehigh (18 of 18)	Dec. 28, 1987
100	I	Wendy Scholtens, Vanderbilt vs. Tennessee Tech (18 of 18)	Jan. 11, 1989
100	III	Joni Ross, Luther vs. Simpson (18 of 18)	Feb. 25, 1989
100	I	Donna Abbot, West Virginia vs. Northern Ill. (18 of 18)	Dec. 29, 1990
100	II	Diane Nicholls, Sacred Heart vs. Mass.-Lowell (18 of 18)	Jan. 19, 1991
100	II	Tracy Spencer, Shippensburg vs. Clarion (18 of 18)	Jan. 13, 1996
100	II	Denise Gallo, Pitt.-Johnstown vs. Alderson-Broadus (18 of 18)	Feb. 12, 1996
100	I	Kristina Behnfeldt, Marshall vs. Miami (Ohio) (18 of 18)	Jan. 20, 1999
100	I	Corrin Von Wald, Wis.-Milwaukee vs. Valparaiso (18 of 18)	Jan. 19, 2000
100	III	Jenna Martin, St. Catherine vs. Bethel (Minn.) (18 of 18)	Jan. 14, 2004
100	II	Sara Davis, Colo. Christian vs. N.M. Highlands (18-18)	Jan. 7, 2006

THREE-POINT FIELD GOALS

3FG	Div.	Player, Team vs. Opponent	Date
16	III	Ashley Reed, Fairmont St. vs. Columbia Union	Dec. 4, 2005
15	III	Michelle Jones, Wm. Paterson vs. New Jersey City	Jan. 9, 1991
12	II	Lara Thornton, California (Pa.) vs. Clarion	March 5, 1994
12	I	Cornelia Gayden, LSU vs. Jackson St.	Feb. 9, 1995
11	II	Lisa Blackmon-Phillips, West Ga. vs. Troy	Feb. 23, 1989
11	II	Christine Keenan, Florida Tech vs. Flagler	Feb. 3, 1992
11	II	Carolyn Brown, St. Augustine's vs. Tampa	Dec. 5, 1992
11	II	Jackie Carter, Virginia St. vs. St. Paul's	Jan. 23, 1993
11	I	Danielle Viglione, Texas vs. Houston	Jan. 29, 1994
11	I	Sharon Harris, Morris Brown vs. Clark Atlanta	Feb. 2, 1994
11	I	Melody Howard, Missouri St. vs. Drake	Feb. 19, 1994
11	II	Laura Satterfield, Mo.-St. Louis vs. Tampa	Nov. 25, 1994
11	I	Katrina Robinson, Chicago St. vs. Troy	Jan. 23, 1995
11	II	Jenni Miller, Pittsburg St. vs. Truman	Jan. 28, 1995
11	I	Vicki Adelman, Western Ill. vs. Southeast Mo. St.	Jan. 11, 1995
11	III	Terri Niles, Salem St. vs. Fitchburg St.	Feb. 11, 1997
11	II	Patrice Peeler, Lees-McRae vs. Mount Olive	Jan. 17, 1998
11	II	Krisztina Hollosy, Ark.-Monticello vs. Ark. Baptist	Dec. 7, 1999
11	III	Kari Pfeifer, Benedictine (Ill.) vs. Concordia (Ill.)	Feb. 24, 2001
11	III	Lauren D'Ambrosio, New York U. vs. Staten Island	March 9, 2003
11	I	Joy Gallagher, Wagner vs. Boston U.	Dec. 30, 2003
11	II	Stacey Moore, West Liberty St. vs. Salem St.	Feb. 17, 2005
11	III	Kim Drosdik, Thomas vs. Bay Path	Feb. 2, 2006

THREE-POINT FIELD-GOAL PERCENTAGE

(minimum 7 three-point field goals made)

Pct.	Div.	Player, Team vs. Opponent (3FG-3FGA)	Date
100	III	Melissa Young, Gust. Adolphus vs. Macalester (8 of 8)	Jan. 25, 1992
100	I	Kristi Brown, Middle Tenn. vs. Tennessee Tech (8 of 8)	Feb. 15, 1992
100	III	Nicole Matson, Emmanuel (Mass.) vs. Rivier (8 of 8)	Feb. 25, 1998
100	III	Beth Ruether, Washington-St. Louis vs. Sewanee (8 of 8)	Dec. 30, 1998
100	I	Reagan Housch, Columbus St. vs. S.C. Upstate (8 of 8)	Jan. 27, 1999
100	I	Stacy Frese, Iowa St. vs. Nebraska (8 of 8)	Jan. 28, 1999
100	III	Keira Flannagan, Elms vs. Becker (8 of 8)	Feb. 15, 2002
100	I	Ashley Linscott, Wagner vs. Long Island (8 of 8)	Jan. 21, 2004
100	II	Ashley King, Abilene Christian vs. East Central (8 of 8)	March 2, 2004
100	I	Angie Evans, William & Mary vs. James Madison (7 of 7)	Jan. 16, 1988
100	II	Denise Nehme, Northern Colo. vs. Minn. St. Mankato (7 of 7)	Jan. 30, 1993
100	II	Nancy Somers, Mo. Southern St. vs. Northwest Mo. St. (7 of 7)	March 2, 1993
100	I	Alicia Ratay, Notre Dame vs. Rutgers (7 of 7)	Feb. 19, 2000
100	III	Jannell Twietmeyer, Alma vs. Defiance (7 of 7)	Nov. 18, 2000
100	III	Angelique Cavanaugh, Va. Wesleyan vs. Randolph-Macon (7 of 7)	Jan. 25, 2001



Photo by Nova Southeastern Sports Information

Nova Southeastern's Missy Guadagnino went a perfect 22 for 22 from the free-throw line against Florida Southern on January 25, 2006.

Pct.	Div.	Player, Team vs. Opponent (3FG-3FGA)	Date
100	I	Jenel Stevens, Canisius vs. Stetson (7 of 7)	Nov. 22, 2002
100	I	Mandy Kappel, Drake vs. Indiana St. (7 of 7)	March 1, 2003
100	I	Jenni Lingor, Missouri St. vs. Evansville (7 of 7)	March 8, 2003
100	I	Alissa Kirby, Evansville vs. Bradley (7 of 7)	Feb. 2, 2004
100	I	Toni Horvath, Iona vs. Siena (7 of 7)	Feb. 4, 2004
100	II	Nicole Quast, Fort Lewis vs. Northwest Nazarene (7-7)	Nov. 20, 2004
100	III	Kristy Freeman, Lake Forest vs. Chicago (7-7)	Nov. 30, 2004
100	III	Carolyn Korchik, Hamline vs. St. Thomas (Minn.)	Dec. 6, 2004
100	II	Melissa Woods, Erskine vs. North Greenville (7-7)	Jan. 8, 2005

REBOUNDS

Reb.	Div.	Player, Team vs. Opponent	Date
40	I	Deborah Temple, Delta St. vs. UAB	Feb. 14, 1983
38	III	Andreen Gilpin, Mass.-Boston vs. Rivier	Feb. 11, 1999
37	I	Rosina Pearson, Bethune-Cookman vs. Fla. Memorial	Nov. 16, 1984
36	II	Christine DeSaine, West Va. Tech vs. Ohio Valley	Jan. 30, 1995
35	II	Chanel Hamilton, Dist. Columbia vs. NYIT	Nov. 26, 1982
35	III	Terry Cole, Rutgers-Camden vs. Rowan	Jan. 13, 1983
35	II	Kim Ambrose, Shaw vs. St. Augustine's	Jan. 28, 1984
35	III	Malane Perry, Fitchburg St. vs. Worcester St.	Feb. 8, 1992
35	III	Heather Stewart, New Rochelle vs. St. Joseph's (N.Y.)	Dec. 4, 1997
34	III	Terry Lockwood, St. Elizabeth vs. Mt. St. Vincent	Feb. 8, 1989
34	III	Caroline Leary, Middlebury vs. Emmanuel (Mass.)	Feb. 9, 1991
34	III	Sayunara Lopez, Lehman vs. St. Joseph's (N.Y.)	Dec. 9, 1996
33	I	Maureen Formico, Pepperdine vs. Loyola Marymount	Feb. 15, 1985
33	III	Tobi Hobbs, Norwich vs. St. Rose	Feb. 11, 1989
33	II	Yolanda Griffith, Fla. Atlantic vs. Florida Int'l	Feb. 27, 1993
33	III	Tiffany Stewart, Cedar Crest vs. Chestnut Hill	Feb. 3, 2001

ASSISTS

Ast.	Div.	Player, Team vs. Opponent	Date
24	II	Joanna Bernabei, West Liberty St. vs. West Virginia St.	Feb. 8, 1997
23	I	Michelle Burden, Kent St. vs. Ball St.	Feb. 6, 1991
23	II	Selina Bynum, Albany St. (Ga.) vs. LeMoyné-Owen	Jan. 13, 1993
23	II	Tina Epps, Clark Atlanta vs. Fisk	Feb. 23, 1996
22	I	Shawn Monday, Tennessee Tech vs. Morehead St.	Feb. 1, 1988
22	I	Veronica Petry, Loyola (Ill.) vs. Detroit	March 4, 1989
22	I	Tine Freil, Pacific vs. Wichita St.	Dec. 14, 1990
21	I	Amy Bauer, Wisconsin vs. Detroit	Dec. 11, 1988
21	I	Neacole Hall, Alabama St. vs. Southern U.	Jan. 21, 1989
21	III	Tricia Andres, Mills vs. Dominican (Cal.)	Nov. 21, 1991
21	I	Tine Freil, Pacific vs. Fresno St.	March 8, 1992
21	II	Lori Richelderfer, California (Pa.) vs. Millersville	Dec. 10, 1993
21	II	Carla Gladden, St. Augustine's vs. Livingstone	Jan. 27, 1996

BLOCKED SHOTS

Blk.	Div.	Player, Team vs. Opponent	Date
20	II	LaKisha Phifer, St. Paul's vs. Virginia Union	Jan. 23, 1996
18	III	Laurie Miller, East. Mennonite vs. Emory & Henry	Jan. 21, 1995
16	I	Sandora Irvin, TCU vs. UAB	Jan. 16, 2005
15	I	Amy Lundquist, Loyola Marymount vs. Western Ill.	Dec. 20, 1992
15	II	LaKisha Phifer, St. Paul's vs. St. Augustine's	Dec. 5, 1995
15	II	LaKisha Phifer, St. Paul's vs. Norfolk St.	Jan. 13, 1996
15	III	Amy Strand, Mass. Liberal Arts vs. Bridgewater St.	Jan. 20, 1997
14	II	Evija Azace, St. Rose vs. Stonehill	March 9, 1996
14	II	Jenny Crouse, North Dakota vs. St. Cloud St.	Feb. 8, 1997
14	I	Alyssa Shriver, Tulsa vs. Louisiana Tech	Jan. 24, 2002
14	III	Jessica Vitale, Mass. Liberal Arts vs. Bridgewater St.	Feb. 11, 2003
13	I	Stefanie Kasperski, Oregon vs. Western Ky.	Dec. 29, 1987
13	I	Suzanne Johnson, Monmouth vs. Delaware	Dec. 13, 1990
13	I	Shannon Spriggs, Texas-Arlington vs. La.-Monroe	Jan. 7, 1995
13	III	Tamiko Martin, Ferrum vs. Chris. Newport	Feb. 11, 1995
13	II	LaKisha Phifer, St. Paul's vs. Winston-Salem	Feb. 10, 1997
13	II	Jaana Kotova, West Liberty St. vs. Fairmont St.	Feb. 28, 2001
13	II	Stacy Schrader, Le Moyné vs. Bridgewater St.	Nov. 23, 2002
13	III	Erin McKenzie, Hendrix vs. Dallas	Feb. 19, 2003
13	II	Brittany Kroon, Seattle Pacific vs. Northwest Nazarene	Jan. 29, 2004
13	III	Tameika Crimley, Stillman vs. Lane	Feb. 3, 2004
13	III	Courtney Johnson, Pacific Lutheran vs. Linfield	Feb. 6, 2004
13	III	Tameika Crimley, Stillman vs. Albany St. (Ga.)	Feb. 21, 2004
13	I	Shelly Johnson, Morehead St. vs. Samford	Jan. 20, 2005
13	I	Marita Payne, Auburn vs. Arkansas	Feb. 3, 2005
13	I	Ashley Sparkman, Northwestern St. vs. McNeese St.	March 4, 2005

STEALS

Stl.	Div.	Player, Team vs. Opponent	Date
20	II	Kristen Skoglund, St. Anselm vs. Southern N.H.	Jan. 17, 1996
20	III	Enma Rivera, CCNY vs. York (N.Y.)	Jan. 23, 1998
19	III	Sybil Smith, Baruch vs. New Rochelle	Jan. 17, 1996
19	III	Ayana Muhammed, John Jay vs. Bard	Jan. 21, 1999
17	II	Katheryne Hickman, Eastern N.M. vs. Texas Woman's	Feb. 11, 1998
15	III	Enma Rivera, CCNY vs. Mt. St. Vincent	Nov. 28, 1994
15	III	Enma Rivera, CCNY vs. Richard Stockton	Dec. 3, 1994
15	III	Jill St. Germain, Salve Regina vs. Eastern Nazarene	Jan. 25, 1995

Stl.	Div.	Player, Team vs. Opponent	Date
15	III	Enma Rivera, CCNY vs. Simon's Rock	Dec. 3, 1995
15	III	Nicole Albert, Cal Lutheran vs. Christian Heritage	Dec. 8, 1995
15	II	Gretchen Prince, West Ala. vs. Oakwood (Ala.)	Nov. 25, 1996
15	III	Shaneequa Ware, Lehman vs. Purchase	Dec. 7, 2000
15	III	Maria Sanchez, Millikin vs. Elmhurst	Jan. 19, 2002

Season Records

(based on qualifiers for annual championship)

POINTS

Player, Team (Division)	Season	G	FG	3FG	FT	Pts.
Jackie Givens, Fort Valley St. (II)	1991	28	369	120	217	*1,075
Jackie Stiles, Missouri St. (I)	2001	35	365	65	267	1,062
Tysell Bozeman, Felician (II)	2003	27	420	31	145	1,016
Cindy Brown, Long Beach St. (I)	1987	35	362	—	250	974
Genia Miller, Cal St. Fullerton (I)	1991	33	376	0	217	969
Sheryl Swoopes, Texas Tech (I)	1993	34	356	32	211	955
Dina Kangas, Minn. Duluth (II)	1991	32	389	9	151	938
Andrea Congreaves, Mercer (I)	1992	28	353	77	142	925
Wanda Ford, Drake (I)	1986	30	390	—	139	919
Chamique Holdscaw, Tennessee (I)	1998	39	370	9	166	915
Barbara Kennedy, Clemson (I)	1982	31	392	—	124	908
Patricia Hoskins, Mississippi Val. (I)	1989	27	345	13	205	908
Kim Brewington, Johnson C. Smith (II)	1990	28	312	62	222	908

*Record.

SCORING AVERAGE

Player, Team (Division)	Season	G	FG	3FG	FT	Pts.	Avg.
Jackie Givens, Fort Valley St. (II)	1991	28	369	120	217	*1,075	*38.4
Tysell Bozeman, Felician (II)	2003	27	420	31	145	1,016	37.6
Jeanne Demers, Buena Vista (III)	1987	26	385	—	121	891	34.3
Catie Cleary, Pine Manor (III)	1988	20	228	43	175	674	33.7
Patricia Hoskins, Mississippi Val. (I)	1989	27	345	13	205	908	33.6
Glenda Gileud, Stillman (III)	1997	24	324	44	109	801	33.4
Missy Sharer, Grinnell (III)	1991	24	272	33	217	794	33.1
Andrea Congreaves, Mercer (I)	1992	28	353	77	142	925	33.0
Kim Brewington, Johnson C. Smith (II)	1990	28	312	62	222	908	32.4

Koneka Drakeford, Johnson C. Smith (II)	1998	27	339	19	146	843	31.2
Ann Gilbert, Oberlin (III)	1991	24	309	17	114	749	31.2
Deborah Temple, Delta St. (I)	1984	28	373	—	127	873	31.2

*Record.

FIELD-GOAL PERCENTAGE

Player, Team (Division)	Season	G	FG	FGA	Pct.
Deidre Williams, Valdosta St. (III)	1996	27	219	288	*76.0
Vanessa Wyffels, Willamette (III)	2005	24	173	233	74.2
Dalonda Newton, Oakland City (II)	1991	22	198	273	72.5
Myndee Larsen, Southern Utah (I)	1998	28	249	344	72.4
Chantelle Anderson, Vanderbilt (I)	2001	34	292	404	72.3
Alicia Davis, Loras (III)	2002	26	222	306	72.5
Deneka Knowles, Southeastern La. (I)	1996	26	199	276	72.1
Barbara Farris, Tulane (I)	1998	27	151	210	71.9
Renay Adams, Tennessee Tech (I)	1991	30	185	258	71.7
Kirsten Vipond, St. Thomas (Minn.) (III)	1998	28	212	297	71.4
Becky Marquardt-King, Lake Superior St. (II)	2006	29	202	284	71.1
Regina Days, Ga. Southern (I)	1986	27	234	332	70.5
Kari Tufte, Luther (III)	1994	25	202	289	69.9
Angela Watson, Central Ark. (II)	1996	31	211	302	69.9

*Record.

THREE-POINT FIELD GOALS

Player, Team (Division)	Season	G	3FG
Lisa Blackmon-Phillips, West Ga. (II)	1989	29	*138
Reagan Housch, Columbus St. (II)	1999	32	127
Jessica Doane, Baptist Bible (Pa.) (III)	2006	28	127
Lisa McMullen, Alabama St. (I)	1991	28	126
Brenna Holcomb, Whittier (III)	1996	25	123
Laurie Koehn, Kansas St. (I)	2002	34	122
Tara Johnson, West Liberty St. (II)	2003	32	122
Jackie Givens, Fort Valley St. (II)	1991	28	120
Shrieka Evans, Grambling (I)	2000	30	120
Stacey Moore, West Liberty St. (II)	2005	27	120
Brenda Hatchett, Lamar (I)	1991	33	119
Andrea Bertini, Westfield St. (III)	1994	29	119
Tara Johnson, West Liberty St. (II)	2004	31	119
Angel Hall, Anderson (Ind.) (III)	2002	28	117
Jenni Miller, Pittsburg St. (II)	1995	29	116
Ashley Reed, Fairmont St. (II)	2006	29	116

*Record.

THREE-POINT FIELD GOALS PER GAME

Player, Team (Division)	Season	G	3FG	Avg.
Brenna Holcomb, Whittier (III)	1996	25	123	*4.92
Lisa Blackmon-Phillips, West Ga. (II)	1989	29	*138	4.76
Jessica Doane, Baptist Bible (Pa.) (III)	2006	28	127	4.54
Lisa McMullen, Alabama St. (I)	1991	28	126	4.50
Stacey Moore, West Liberty St. (II)	2005	27	120	4.44
Emily Mullet, East. Mennonite (III)	2001	24	104	4.33
Hannah Wolf, Grinnell (III)	2005	23	99	4.30
Jackie Givens, Fort Valley St. (II)	1991	28	120	4.29
Kim Prewitt, Thomas More (III)	1994	25	107	4.28
Gwen Davis, Bethune-Cookman (I)	1988	26	111	4.27
Angel Hall, Anderson (Ind.) (III)	2002	28	117	4.18
Hannah Wolf, Grinnell (III)	2006	18	75	4.17
Janell Gerk, S.C.-Aiken (II)	2000	27	111	4.11
Andrea Bertini, Westfield St. (III)	1994	29	119	4.10
Sheila Leopold, Lincoln (Mo.) (II)	1996	26	106	4.08

*Record.

THREE-POINT FIELD-GOAL PERCENTAGE

Player, Team (Division)	Season	G	3FG	3FGA	Pct.
Ellen Thompson, Rhodes (III)	1989	23	54	90	*60.0
Heather Donlon, Fordham (I)	1990	29	50	87	57.5
Missie Burns, Berea (III)	1993	20	56	99	56.6
Durene Heisler, North Dakota (II)	1990	31	63	112	56.3
Becky Mauck, North Ala. (II)	1998	25	45	80	56.3
Tracy Ragatz, UC San Diego (III)	1988	25	48	86	55.8
Suzu Carlson, Rose-Hulman (III)	2005	26	63	113	55.8
Jeannette Yeoman, St. Joseph's (Ind.) (II)	1990	30	45	81	55.6
Kathy Halligan, Creighton (I)	1992	32	72	130	55.4
Krista Bernadt, Wayne St. (Neb.) (II)	2000	28	73	132	55.3
Honey Brown, Maryville (Tenn.) (III)	1993	26	40	73	54.8
Alicia Ratay, Notre Dame (I)	2001	36	81	148	54.7
Jill Morton, Louisville (I)	2000	27	69	129	53.5
Lori Towle, Bowdoin (III)	1992	17	31	58	53.4

*Record.

FREE-THROW PERCENTAGE

Player, Team (Division)	Season	G	FT	FTA	Pct.
Adrienne Squire, Penn St. (I)	2006	29	80	83	*96.4
Shanna Zolman, Tennessee (I)	2004	35	88	92	95.7
Valerie Kepner, Baldwin-Wallace (III)	1989	25	63	66	95.5
Suzu Carlson, Rose-Hulman (III)	2006	25	123	129	95.3
Ginny Doyle, Richmond (I)	1992	29	96	101	95.0
Jill Marano, La Salle (I)	2003	29	88	93	94.6
Sue Bird, Connecticut (I)	2002	39	98	104	94.2
Paula Corder-King, Southeast Mo. St. (I)	1999	28	111	118	94.1
Kandi Brown, Morehead St. (I)	2003	28	104	111	93.7
Linda Cyborski, Delaware (I)	1991	29	74	79	93.7
Kandi Brown, Morehead St. (I)	2002	29	74	79	93.7
Kristin Iwanaga, California	2005	29	85	91	93.4
Katie Murphy, IUUPI (II)	1996	23	84	90	93.3
Paula Corder-King, Southeast Mo. St. (I)	2000	27	69	74	93.2
Chelsi Welch, Oklahoma (I)	2006	36	92	99	92.9
Jennifer Howard, North Carolina St. (I)	1994	27	118	127	92.9

*Record.

REBOUNDS

Player, Team (Division)	Season	G	Reb.
Francine Perry, Quinnipiac (II)	1982	28	*635
Carla Gadsden, New Jersey City (III)	1982	27	579
Courtney Paris, Oklahoma (I)	2006	36	539
Wanda Ford, Drake (I)	1985	30	534
Sybil Smith, Baruch (III)	1995	22	523
Toni Goodman, Hampton (II)	1982	33	507
Wanda Ford, Drake (I)	1986	30	506
Anne Donovan, Old Dominion (I)	1983	35	504
Yvonne Owens, Clark Atlanta (II)	1985	31	502
Heather Stewart, New Rochelle (III)	1998	24	494

*Record.

REBOUND AVERAGE

Player, Team (Division)	Season	G	Reb.	Avg.
Sybil Smith, Baruch (III)	1995	22	523	*23.8
Francine Perry, Quinnipiac (II)	1982	28	*635	22.7
Terry Lockwood, St. Elizabeth (III)	1989	21	461	22.0
Carla Gadsden, New Jersey City (III)	1982	27	579	21.4
Chanel Hamilton, Dist. Columbia (II)	1983	19	399	21.0
Heather Stewart, New Rochelle (III)	1998	24	494	20.6
Caroline Leary, Middlebury (III)	1991	20	402	20.1
Norma Knight, Norfolk St. (II)	1982	25	465	18.6
Rosina Pearson, Bethune-Cookman (I)	1985	26	480	18.5
Norma Knight, Norfolk St. (II)	1983	26	472	18.2

*Record.

ASSISTS

Player, Team (Division)	Season	G	Ast.
Suzie McConnell, Penn St. (I)	1987	30	*355
Suzie McConnell, Penn St. (I)	1986	32	338
Tine Freil, Pacific (I)	1990	29	321
Neacole Hall, Alabama St. (I)	1989	29	319
Neacole Hall, Alabama St. (I)	1988	28	318
Faith Mimnaugh, Loyola (Ill.) (I)	1985	27	316
Andrea Nagy, Florida Int'l (I)	1995	32	315
Selina Bynum, Albany St. (Ga.) (II)	1992	26	309
Lisa Rice, Norfolk St. (II)	1993	31	305
Tonja Sanders, Rust (III)	1990	26	303
Suzy Venet, Mount Union (III)	1998	32	303

*Record.

ASSIST AVERAGE

Player, Team (Division)	Season	G	Ast.	Avg.
Selina Bynum, Albany St. (Ga.) (II)	1992	26	309	*11.9
Suzie McConnell, Penn St. (I)	1987	30	*355	11.8
Faith Mimnaugh, Loyola (Ill.) (I)	1985	27	316	11.7
Tonja Sanders, Rust (III)	1990	26	303	11.7
Neacole Hall, Alabama St. (I)	1988	28	318	11.4
Tine Freil, Pacific (I)	1990	29	321	11.1
Neacole Hall, Alabama St. (I)	1989	29	319	11.0
Kristie Delbrugge, Frostburg St. (III)	1989	25	273	10.9
Karen Barefoot, Chris. Newport (III)	1994	25	273	10.9
Selina Bynum, Albany St. (Ga.) (II)	1993	26	280	10.8

*Record.

BLOCKED SHOTS

Player, Team (Division)	Season	G	Blk.
LaKisha Phifer, St. Paul's (II)	1996	25	*219
Cori Carson, Marymount (Va.) (III)	1996	30	205
Rebecca Hanson, Pace (II)	1994	31	194
Cori Carson, Marymount (Va.) (III)	1997	30	185
LaKisha Phifer, St. Paul's (II)	1997	26	168
Tamiko Martin, Ferrum (III)	1995	27	167
Lauren Harris, Kennesaw St. (II)	2005	30	161
Jaana Kotova, West Liberty St. (II)	2001	30	159
Stacy Schrader, Le Moyne (II)	2002	31	159
Tameika Crimley, Stillman (III)	2004	25	156
Jenny Crouse, North Dakota (II)	1999	32	152
Amie Williams, Jackson St. (I)	2003	29	152
Michelle Wilson, Texas Southern (I)	1989	27	151
Sandora Irvin, TCU (I)	2005	33	150
Denise Hogue, Col. of Charleston (I)	1992	28	147

*Record.

BLOCKED-SHOT AVERAGE

Player, Team (Division)	Season	G	Blk.	Avg.
LaKisha Phifer, St. Paul's (II)	1996	25	*219	*8.8
Monica Fitzgerald, Lincoln (Pa.) (III)	1994	18	132	7.3
Cori Carson, Marymount (Va.) (III)	1996	30	205	6.8
LaKisha Phifer, St. Paul's (II)	1997	26	168	6.5
Rebecca Hanson, Pace (II)	1994	31	194	6.3
Tameika Crimley, Stillman (III)	2004	25	156	6.2
Tamiko Martin, Ferrum (III)	1995	27	167	6.2
Megan Rulon, Rutgers-Camden (III)	2006	22	136	6.2
Cori Carson, Marymount (Va.) (III)	1997	30	185	6.2
LaKisha Phifer, St. Paul's (II)	1999	25	146	5.8
Michelle Wilson, Texas Southern (I)	1989	27	151	5.6
Karin Schaller, Bluffton (III)	2004	21	115	5.5
Liza Janssen, Wellesley (III)	1993	27	145	5.4
Lauren Harris, Kennesaw St. (II)	2005	30	161	5.4
Janet Kasinger, Benedictine (Ill.) (III)	1994	23	123	5.3
Jaana Kotova, West Liberty St. (II)	2001	30	159	5.3
Denise Hogue, Col. of Charleston (I)	1992	28	147	5.3

*Record.

STEALS

Player, Team (Division)	Season	G	Stl.
Hayley Blue, Charleston (W.V.) (II)	1999	28	*192
Natalie White, Florida A&M (I)	1995	30	191
Carone Harris, Central Ark. (II)	2005	35	190
Carone Harris, Central Ark. (II)	2002	31	188
Jehan Clark, New York U. (III)	1999	28	182
Evita Esteves, Emmanuel (Mass.) (III)	2003	30	179
Enma Rivera, CCNY (III)	1996	24	178
Jenn Denby, Rowan (III)	1997	28	178
Thais Palmer, CCNY (III)	1994	26	175
Natalie White, Florida A&M (I)	1994	28	172
Crystal Robinson, Rutgers-Newark (III)	1995	24	171
Gema Robles, Millersville (II)	2003	29	171
Jill St. Germain, Salve Regina (III)	1995	27	170

Player, Team (Division)	Season	G	Stl.
Amanda Poppleton, Notre Dame (Md.) (III)	2003	27	169
Heidi Caruso, Lafayette (I)	1993	28	168

STEAL AVERAGE

Player, Team (Division)	Season	G	Stl.	Avg.
Enma Rivera, CCNY (III)	1996	24	178	*7.4
Crystal Robinson, Rutgers-Newark (III)	1995	24	171	7.1
Hayley Blue, Charleston (W.V.) (II)	1999	28	*192	6.9
Colleen McCrave, Bates (III)	1996	24	163	6.8
Thais Palmer, CCNY (III)	1994	26	175	6.7
Crystal Robinson, Rutgers-Newark (III)	1994	21	139	6.6
Samantha Donaldson, John Jay (III)	1997	25	165	6.6
Jehan Clark, New York U. (III)	1999	28	182	6.5
Dawn Klein, St. Joseph's (L.I.) (III)	1998	24	155	6.5
Natalie White, Florida A&M (I)	1995	30	191	6.4
Jenn Denby, Rowan (III)	1997	28	178	6.4
Jill St. Germain, Salve Regina (III)	1995	27	170	6.3
Amanda Poppleton, Notre Dame (Md.) (III)	2003	27	169	6.3

*Record.

Career Records

POINTS

Player, Team (Division)	Seasons	G	FG	3FG	FT	Pts.
Jackie Stiles, Missouri St. (I)	1998-01	129	1,160	221	852	*3,393
Jeannie Demers, Buena Vista (III)	1984-87	105	1,386	—	399	3,171
Patricia Hoskins, Mississippi Val. (I)	1985-89	110	1,196	24	706	3,122
Lorri Bauman, Drake (I)	1981-84	120	1,104	—	907	3,115
Chamique Holdscraw, Tennessee (I)	1995-99	148	1,233	36	523	3,025
Cheryl Miller, Southern California (I)	1983-86	128	1,159	—	700	3,018
Cindy Blodgett, Maine (I)	1994-98	118	1,055	219	676	3,005
LaToya Thomas, Mississippi St. (I)	1999-03	125	1,119	34	709	2,981
Valorie Whiteside, Appalachian St. (I)	1984-88	116	1,153	0	638	2,944
Kelly Mazzante, Penn St. (I)	2000-04	133	1,051	357	460	2,919
Joyce Walker, LSU (I)	1981-84	117	1,259	—	388	2,906
Sandra Hodge, New Orleans (I)	1981-84	107	1,194	—	472	2,860
Dina Kangas, Minn. Duluth (II)	1988-91	124	1,170	25	445	2,810
Andrea Congreaves, Mercer (I)	1989-93	108	1,107	153	429	2,796
Meegan Garrity, Clark (Mass.) (III)	1994-97	112	913	368	599	2,793

*Record.

SCORING AVERAGE

(minimum 1,500 points)

Player, Team (Division)	Seasons	G	FG	3FG	FT	Pts.	Avg.
Jeannie Demers, Buena Vista (III)	1984-87	105	1,386	—	399	3,171	*30.2
Patricia Hoskins, Mississippi Val. (I)	1985-89	110	1,196	24	706	3,122	28.4
Paulette King, Florida Tech (II)	1992-93	59	632	2	402	1,668	28.3
Sandra Hodge, New Orleans (I)	1981-84	107	1,194	—	472	2,860	26.7
Jackie Stiles, Missouri St. (I)	1998-01	129	1,160	221	852	*3,393	26.3
Lorri Bauman, Drake (I)	1981-84	120	1,104	—	907	3,115	26.0
Andrea Congreaves, Mercer (I)	1989-93	108	1,107	153	429	2,796	25.9
Cindy Blodgett, Maine (I)	1994-98	118	1,055	219	676	3,005	25.5
Valorie Whiteside, Appalachian St. (I)	1984-88	116	1,153	0	638	2,944	25.4
Shannon Williams, Valdosta St. (II)	1987-80	105	1,003	0	630	2,636	25.1
Ronda Jo Miller, Gallaudet (III)	1997-00	106	1,090	18	458	2,656	25.1
Meegan Garrity, Clark (Mass.) (III)	1994-97	112	913	368	599	2,793	24.9
Joyce Walker, LSU (I)	1981-84	117	1,259	—	388	2,906	24.8
Stacey Cunningham, Shippensburg (II)	1982-84	71	692	—	379	1,763	24.8
Sladja Kovijanic, Middlebury (III)	1990-93	65	591	185	235	1,602	24.6

*Record.

FIELD-GOAL PERCENTAGE

(minimum 400 field goals made)

Player, Team (Division)	Seasons	G	FG	FGA	Pct.
Tamika Williams, Connecticut (I)	1999-03	132	560	797	*70.3
Alicia Davis, Loras (III)	2001-04	107	721	1,049	68.7
Deneka Knowles, Southeastern La. (I)	1992-96	106	578	849	68.1
Deidre Williams, Valdosta St. (II)	1993-96	106	490	725	67.6
Lidiya Varbonova, Boise St. (I)	1990-94	107	754	1,119	67.4
Angela Watson, Central Ark. (II)	1993-96	112	757	1,127	67.2
Becky Marquardt-King, Lake Superior St. (II)	2003-06	118	582	874	66.6
Tracy Payne, St. Joseph's (Ind.) (II)	1986-89	118	751	1,147	65.5
Regina Days, Ga. Southern (I)	1984-88	111	835	1,282	65.1
Kari Tufte, Luther (III)	1993-96	102	775	1,191	65.1
Chantelle Anderson, Vanderbilt (I)	1999-03	137	1,020	1,568	65.1
Kelly Lyons, Old Dominion (I)	1986-90	122	887	1,373	64.6
Renay Adams, Tennessee Tech (II)	1987-91	120	600	931	64.4
Angie Welle, Iowa St. (I)	1998-02	132	791	1,234	64.1
Candace Fincher, Valdosta St. (II)	1984-87	111	594	931	63.8

*Record.

THREE-POINT FIELD GOALS

Player, Team (Division)	Seasons	G	3FG
Laurie Koehn, Kansas St.	2002-05	121	*392
Erin Thorn, Brigham Young (I)	1999-03	127	391
Lorie Martinez, Tex. A&M-Kingsville (II)	1998-01	117	385
Kim MacMillan, Long Island/St. John's (N.Y.) (I)	2000-04	117	379
Meegan Garrity, Clark (Mass.) (III)	1994-97	112	368
Sarah Condra, Christian Bros. (II)	2000-02, 04	114	368
Amy Coon, Clarion (II)	1991-94	121	365
Kim Graf, Kenyon (III)	1994-97	101	365
Jenni Miller, Pittsburg St. (II)	1994-97	111	364
Julie Krommenhoek, Utah (I)	1994-98	117	362
Kelly Mazzante, Penn St. (I)	2000-04	133	357
Candice Eyeran, Waynesburg (III)	2003-06	101	351
Megan Mackey, Geneseo St. (III)	1995-98	108	350
Mary Nesbit, Keene St. (II)	1988-91	118	340
Brenna Holcomb, Whittier (III)	1994-97	96	339

*Record.

THREE-POINT FIELD GOALS PER GAME

(minimum 150 three-point field goals made)

Player, Team (Division)	Seasons	G	3FG	Avg.
Lisa Blackmon-Phillips, West Ga. (II)	1988-89	51	219	*4.29
Lisa McMullen, Alabama St. (I)	1989-91	56	224	4.00
Autumn Hollyfield, Cal St. Fullerton (I)	1993-95	40	155	3.88
Angel Hall, Anderson (Ind.) (III)	2001-04	82	315	3.84
Leslee Rogers, La Verne (III)	1995-96	51	192	3.76
Vicki Fuess, Utica/Rome (III)	1992-93	49	179	3.65
Betsy Bergdoll, Queens (N.C.) (II)	1991-93	81	294	3.63
Kim Graf, Kenyon (III)	1994-97	101	365	3.61
Brenna Holcomb, Whittier (III)	1994-97	96	339	3.53
Candice Eyeran, Waynesburg (III)	2003-06	101	351	3.48
Kim Prewitt, Thomas More (III)	1993-95	71	242	3.41
Sandi Bitler, Princeton (I)	1987-90	73	246	3.37
Brenda Hatchett, Lamar (I)	1990-92	56	188	3.36
Terri Haynes, Mo. Southern St. (II)	1990-91	54	180	3.33
Lorie Martinez, Tex. A&M-Kingsville (II)	1998-01	117	385	3.29
Jackie Dolberry, Hampton (II)	1988-89	62	204	3.29
Meegan Garrity, Clark (Mass.) (III)	1994-97	112	368	3.29

*Record.

THREE-POINT FIELD-GOAL PERCENTAGE

(minimum 150 three-point field goals made)

Player, Team (Division)	Seasons	G	3FG	3FGA	Pct.
Ellen Thompson, Rhodes (III)	1989-92	99	204	416	*49.0
Alicia Ratay, Notre Dame (I)	1999-03	130	262	550	47.6
Angie Dobbs, Navy (II)	1989-91	73	160	340	47.1
Jen Swinehart, Baldwin-Wallace (III)	1996-99	112	170	364	46.7
Erin Maher, Harvard (I)	1989-93	103	261	549	46.7
Jana Crosby, Houston (I)	1988-90	57	161	355	46.7
Greta Fadness, Alas. Anchorage (II)	1988-91	105	164	353	46.5
JoEllen Dickert, Carthage (III)	1989-92	102	139	300	46.3
Heather Donlon, Fordham (I)	1989-93	116	233	504	46.2
Sandi Bitler, Princeton (I)	1987-90	73	246	534	46.1
Kelly Morrison, DePauw (III)	1996-99	107	221	481	45.9
Kathy Halligan, Creighton (I)	1988-92	115	309	680	45.4
Stacy Frese, Iowa St. (I)	1996-00	126	293	648	45.2
Jennifer Azzi, Stanford (I)	1986-90	95	191	423	45.2

*Record.

FREE-THROW PERCENTAGE

(minimum 250 free throws made)

Player, Team (Division)	Seasons	G	FT	FTA	Pct.
Kandi Brown, Morehead St. (I)	2000-04	114	357	390	*91.5
Brooke Lassiter, Louisiana Tech (I)	1998-02	128	269	294	91.5
Angel Hall, Anderson (Ind.) (III)	2001-04	82	323	361	89.5
Darlene Hildebrand, Philadelphia U. (II)	1992-95	120	547	618	88.5
Cyndi Valentin, Indiana (I)	2003-06	118	403	457	88.2
Kerri Lang, St. Anselm (II)	1988-91	116	369	421	87.6
Karen Murray, Washington (I)	1981-84	107	269	307	87.6
Katie Kelly, Eastern Ky. (I)	2000-04	117	562	642	87.5
Susan Robinson, Penn St. (I)	1988-92	122	487	557	87.4
Lisa Goodin, Eastern Ky. (I)	1981-84	111	526	602	87.4
Jennifer Cole, La Salle (I)	1989-93	116	398	456	87.3
Alicia Ratay, Notre Dame (I)	1999-03	130	387	444	87.2
Jill Razor, Rollins (II)	1998-01	121	657	755	87.0
Wendy Scholtens, Vanderbilt (I)	1987-91	122	681	785	86.8
Valerie King, Cincinnati (I)	2000-04	126	440	508	86.6
Anita Cooper, Hampton (II)	1983-86	118	271	313	86.6

*Record.

REBOUNDS

Player, Team (Division)	Seasons	G	Reb.
Wanda Ford, Drake (I)	1983-86	117	*1,887
Patricia Hoskins, Mississippi Val. (I)	1985-89	110	1,662
Francine Perry, Quinnipiac (II)	1982-85	103	1,626
Stacey Gillespie, Mercy (II)	1983-86	117	1,617
Ronda Jo Miller, Gallaudet (III)	1997-00	106	1,545
Heather Stewart, New Rochelle (III)	1997-00	92	1,540
Cheryl Miller, Southern California (I)	1983-86	128	1,534
Cheryl Taylor, Tennessee Tech (I)	1983-87	120	1,532
Tracy Linton, Jacksonville St. (II)	1990-93	116	1,530
Marilyn Stephens, Temple (I)	1981-84	117	1,519
Ashley Totedo, Shippensburg (II)	1996-99	127	1,489
Joy Jeter, New Haven (II)	1986-89	122	1,486
Olivia Bradley, West Virginia (I)	1982-85	117	1,484

*Record.

REBOUND AVERAGE
(minimum 800 rebounds)

Player, Team (Division)	Seasons	G	Reb.	Avg.
Norma Knight, Norfolk St. (II)	1982-83	51	937	*18.4
Sybil Smith, Baruch (III)	1993-96	66	1,170	17.7
Caroline Leary, Middlebury (III)	1989-92	81	1,364	16.8
Heather Stewart, New Rochelle (III)	1997-00	92	1,540	16.7
Tina Shaw, Bishop (III)	1982-84	71	1,168	16.5
Wanda Ford, Drake (I)	1983-86	117	*1,887	16.1
Francine Perry, Quinnipiac (II)	1982-85	103	1,626	15.8
Patricia Hoskins, Mississippi Val. (I)	1985-89	110	1,662	15.1
Liza Janssen, Wellesley (III)	1991-94	94	1,403	14.9
Ronda Jo Miller, Gallaudet (III)	1997-00	106	1,545	14.6
Molly Lackman, Immaculata (III)	1991-94	94	1,353	14.4
Sherry Patterson, Wm. Paterson (III)	1984-87	90	1,289	14.3

*Record.

ASSISTS

Player, Team (Division)	Seasons	G	Ast.
Suzie McConnell, Penn St. (I)	1984-88	128	*1,307
Andrea Nagy, Florida Int'l (I)	1991-95	125	1,165
Joanna Bernabei, West Liberty St. (II)	1994-97	116	1,107
Tine Freil, Pacific (I)	1989-93	111	1,088
Lisa Rice, Norfolk St. (II)	1992-95	124	1,067
Karen Barefoot, Chris. Newport (III)	1991-94	108	1,002
Shanya Evans, Providence (I)	1987-91	121	987
Ticha Penicheiro, Old Dominion (I)	1994-98	133	939
Selina Bynum, Albany St. (Ga.) (II)	1990-93	107	927
La'Terrica Dobin, Northwestern St. (I)	2000-04	113	921
Kelly West, West Liberty St. (II)	2001-04	124	899
Dalma Ivanyi, Florida Int'l (I)	1995-99	106	896
Nancy Kennelly, Northwestern (I)	1989-93	116	892
Neacole Hall, Alabama St. (I)	1985-89	84	869
Teresa Weatherspoon, Louisiana Tech (I)	1984-88	131	858

*Record.

ASSIST AVERAGE
(minimum 500 assists)

Player, Team (Division)	Seasons	G	Ast.	Avg.
Neacole Hall, Alabama St. (I)	1986-89	84	869	*10.35
Suzie McConnell, Penn St. (I)	1984-88	128	*1,307	10.21
Tonja Sanders, Rust (III)	1989-92	68	669	9.84
Tine Freil, Pacific (I)	1989-93	111	1,088	9.80
Joanna Bernabei, West Liberty St. (II)	1994-97	116	1,107	9.54
Andrea Nagy, Florida Int'l (I)	1991-95	125	1,165	9.32
Karen Barefoot, Chris. Newport (III)	1991-94	108	1,002	9.28
Hayley Lystlund, Augusta St. (II)	1994-96	56	510	9.11
Lorraine Lynch, Dist. Columbia (II)	1993-96	74	650	8.78
Selina Bynum, Albany St. (Ga.) (II)	1990-93	107	927	8.66
Lisa Rice, Norfolk St. (II)	1992-95	124	1,067	8.60
Dalma Ivanyi, Florida Int'l (I)	1995-99	106	896	8.45
Tara Reardon, Queens (N.Y.) (II)	1989-90, 93	73	617	8.45
Shanya Evans, Providence (I)	1987-91	121	987	8.16

*Record.

BLOCKED SHOTS

Player, Team (Division)	Seasons	G	Blk.
LaKisha Phifer, St. Paul's (II)	1996-97, 99	76	*533
Jenny Crouse, North Dakota (II)	1996-99	127	494
Rebecca Hanson, Pace (II)	1991-94	119	485

Player, Team (Division)

Player, Team (Division)	Seasons	G	Blk.
Cori Carson, Upsala/Marymount (Va.) (III)	1994, 96-97	85	485
Sandora Irvin, TCU (I)	2002-05	127	480
Brooke McAfee, IUPUI (I)	2003-06	111	447
Genia Miller, Cal St. Fullerton (I)	1987-91	118	428
Brittney Kroon, Seattle Pacific (II)	2003-06	121	419
Heidi Gillingham, Vanderbilt (I)	1990-94	128	413
Zane Teilane, Western Ill. (I)	2003-06	106	406
Erin McKenzie, Hendrix (III)	2003-06	106	402
Angela Grave, Wilson (III)	1997-00	90	400
Rebecca Lobo, Connecticut (I)	1991-95	126	396
Aukse Steponaviciute, Abilene Christian (II)	1994-97	123	392
Courtney Johnson, Pacific Lutheran (III)	2001-04	103	387

*Record.

BLOCKED-SHOT AVERAGE
(minimum 200 blocked shots)

Player, Team (Division)	Seasons	G	Blk.	Avg.
LaKisha Phifer, St. Paul's (II)	1996-97, 99	76	*533	*7.01
Cori Carson, Upsala/Marymount (Va.) (III)	1994, 96-97	85	485	5.71
Janet Kasinger, Benedictine (Ill.) (III)	1993-94	45	236	5.24
Liza Janssen, Wellesley (III)	1993-94	49	238	4.86
Kim Stumpf, Whittier (III)	1993-94	46	221	4.80
Tonya Roper, Wingate (II)	1993-94	56	267	4.77
Amie Williams, Jackson St. (I)	2002-04	59	279	4.73
Tamiko Martin, Ferrum (III)	1993-95	77	355	4.61
Angela Grove, Wilson (III)	1997-00	90	400	4.44
Jaana Kotova, West Liberty St. (II)	2001-02	58	251	4.33
Rebecca Hanson, Pace (II)	1991-94	119	485	4.08
Brooke McAfee, IUPUI (I)	2003-06	111	447	4.03
Jenny Crouse, North Dakota (II)	1996-99	127	494	3.89
Chris Enger, San Diego (I)	1989-93	96	372	3.88
Zane Teilane, Western Ill. (I)	2003-06	106	406	3.83

*Record.

STEALS

Player, Team (Division)	Seasons	G	Stl.
Carone Harris, Central Ark. (II)	2002-05	132	*667
Natalie White, Florida A&M (I)	1991-95	113	624
Hayley Blue, Charleston (W.V.) (II)	1996-99	113	605
Ticha Penicheiro, Old Dominion (I)	1994-98	133	591
Colleen McCrave, Bates (III)	1996-99	99	573
Amanda Poppleton, Notre Dame (Md.) (III)	2000-03	106	573
Heidi Caruso, Lafayette (I)	1990-94	113	532
Kim Manifesto, Portland St. (II)	1992-96	119	525
Jenn Denby, Rowan (III)	1995-98	106	505
Lisa Villalta, Montclair St. (III)	1995-97	105	487
Shiakiea Carter, Grambling (I)	1994-98	116	469
Tammy Walsh, Southampton (II)	1994-97	111	465
Stacy Coffey, Oklahoma St. (I)	1992-96	118	458
Dawn Staley, Virginia (I)	1988-92	131	454
Tocarra Williams, Texas A&M (I)	2000-04	111	452

*Record.

STEAL AVERAGE
(minimum 200 steals)

Player, Team (Division)	Seasons	G	Stl.	Avg.
Enma Rivera, CCNY (III)	1995-96, 98-99	60	435	*7.25
Colleen McCrave, Bates (III)	1996-99	99	573	5.79
Angel Esposito, Elms (III)	1993-95	69	389	5.64
Natalie White, Florida A&M (I)	1991-95	113	624	5.52
Amanda Poppleton, Notre Dame (Md.) (III)	2000-03	106	573	5.41
Hayley Blue, Charleston (W.V.) (II)	1996-99	113	605	5.40
Alfreda Jefferson, Delaware St. (I)	1994-96	52	279	5.37
Oberon Pitterson, Western Ill. (I)	1991-95	56	295	5.27
Sybil Smith, Baruch (III)	1993-95	58	299	5.16
Julie Rando, Regis (Mass.) (III)	1993-94	50	255	5.10
Carone Harris, Central Ark. (II)	2002-05	132	*667	5.05
Lorraine Lynch, Dist. Columbia (II)	1993-96	74	370	5.00
Neacole Hall, Alabama St. (I)	1987-89	57	281	4.93
Karen Barefoot, Chris. Newport (III)	1993-94	53	258	4.87
Jenn Denby, Rowan (III)	1995-98	106	505	4.76
Sheila Zephir, Brooklyn (III)	1998-01	93	443	4.76

*Record.

Consecutive Records

Free Throws

GAME

FTs	Div.	Player, Team vs. Opponent	Date
22	I	Shanika Freeman, Jacksonville St. vs. Fla. Atlantic.....	Feb. 6, 2003
22	II	Missy Gaudagnino, Nova Southeastern vs. Fla. Southern.....	Jan. 25, 2006
21	II	Candace Fincher, Valdosta St. vs. West Ala.	Jan. 25, 1986
20	III	Sharon Rines, St. Joseph's (Me.) vs. Emmanuel (Mass.)	Jan. 26, 1993
20	III	Nya Geschke, Wis.-Whitewater vs. Wis.-Stout	Feb. 21, 2004

SEASON

FTs	Div.	Player, Team	Year(s)
61	III	Valerie Kepner, Baldwin-Wallace	1988-89
60	I	Ginny Doyle, Richmond	1991-92
53	II	Denise Gallo, Pitt.-Johnstown	1995-96
53	I	Katie Miller, UNI	1999-00

CAREER

FTs	Div.	Player, Team	Year(s)
69*	III	Jamie Visness, Concordia-M'head.....	2002-03
66	I	Ginny Doyle, Richmond	1991-92
53	II	Denise Gallo, Pitt.-Johnstown	1995-96
53	I	Katie Miller, UNI	1999-00

*All-Time NCAA collegiate record.

ALL-TIME CONSECUTIVE FREE THROWS MADE

FTs	Div.	Player, Team(s)	Year(s)
69	III	Jamie Visness, Concordia-M'head.....	2002-03
66	I	Ginny Doyle, Richmond	1991-92
61	III	Valerie Kepner, Baldwin-Wallace#	1988-89
57	I	Jody Beerman, Central Mich.....	1986-87
55	II	Becky Fly, Mo. Southern St.	1982-83

#Kepner had eight in a row to finish the 1986-87 season at Lake Erie, not an NCAA member at the time, and made the first 61 attempts she attempted to start the 1988-89 season at Baldwin-Wallace thereby making 69 straight free throws.



Pre-NCAA Statistical Leaders

Pre-NCAA Statistical Leaders 100

AIAW Championship 101



Pre-NCAA Statistical Leaders

The following women played all or most of their collegiate careers before the era of official NCAA women's basketball statistics, which began in 1981-82. Before becoming members of the NCAA in 1981-82, most women's programs were under the auspices of the Association of Intercollegiate Athletics for Women (IAAW).

Career Records

SCORING AVERAGE (minimum 2,000 points)

Player, Team	Seasons	G	FG	FT	Pts.	Avg.
Carol Blazejowski, Montclair St.	1975-78	101	1,344	511	3,199	*31.7
Pearl Moore, Francis Marion	1975-79	127	1,620	644	*3,884	30.6
Susan Highfill, Roanoke	1976-79	71	+	+	2,028	28.6
Carol Menken Schaudt, Oregon St.	1979-81	81	955	333	2,243	27.7
Kathy Miller, Weber St.	1976-79	100	1,084	578	2,746	27.5
Tina Gunn, Brigham Young	1977-80	101	1,107	545	2,759	27.3
Lynette Woodard, Kansas	1978-81	139	*1,572	505	3,649	26.3
Lusia Harris, Delta St.	1974-77	115	1,267	447	2,981	25.9
Wanda Hightower, UAB	1979-82	111	1,113	629	2,855	25.7
Susie Snider Eppers, Baylor \$	1975-77	123	+	+	3,137	25.5
Jody Imbrie, Grove City	1980-83	91	853	582	2,288	25.1
Cindy Brogdon, Mercer/Tennessee ..	1976-77, 78-79	128	1,313	578	3,204	25.0
Denise Curry, UCLA	1978-81	130	1,386	426	3,198	24.6
Mary Beth Bowler, King's (Pa.)	1980-82	83	814	396	2,024	24.4
Rona Nesbit, Gannon	1978-81	96	1,053	234	2,340	24.4
Susan Taylor, Valdosta St.	1977-80	128	1,249	520	3,018	23.6
LaTaunya Pollard, Long Beach St.	1980-83	128	1,288	425	3,001	23.4
Valerie Still, Kentucky	1980-83	119	1,118	527	2,763	23.2
Helen Shereda Smith, Oakland	1977-80	101	973	392	2,338	23.1
Jody Lavin, Rochester	1979-82	91	897	300	2,094	23.0
Donna Hammond Mares, UC Riverside	1980-83	96	873	446	2,192	22.8
Queen Brumfield, Southeastern La. ...	1976-79	133	1,205	576	2,986	22.5
Cindy Stumph, Weber St.	1980-83	122	1,011	*668	2,690	22.0

*Pre-1982 record. +Figures unavailable. \$Baylor non-varsity her first year.

POINTS

Player, Team	Seasons	G	Pts.
Pearl Moore, Francis Marion	1975-79	127	*3,884
Lynette Woodard, Kansas	1978-81	139	3,649
Cindy Brogdon, Mercer/Tennessee	1976-77, 78-79	128	3,204
Carol Blazejowski, Montclair St.	1975-78	101	3,199
Denise Curry, UCLA	1978-81	130	3,198
Susie Snider Eppers, Baylor \$	1975-77	123	3,137
Susan Taylor, Valdosta St.	1977-80	128	3,018
LaTaunya Pollard, Long Beach St.	1980-83	128	3,001
Queen Brumfield, Southeastern La. ...	1976-79	133	2,986
Lusia Harris, Delta St.	1974-77	115	2,981
Pam Kelly, Louisiana Tech	1979-82	153	2,979
Wanda Hightower, UAB	1979-82	111	2,855
Jill Rankin, Wayland Baptist/Tennessee	1977-79, 80	146	2,851
Betty Booker, Memphis	1977-80	137	2,835
Valerie Still, Kentucky	1980-83	119	2,763
Tina Gunn, Brigham Young	1977-80	101	2,759
Kathy Miller, Weber St.	1976-79	100	2,746
Anne Donovan, Old Dominion	1980-83	136	2,719
Cindy Stumph, Weber St.	1980-83	122	2,690
Ann Meyers, Dayton	1977-80	126	2,672
Inge Nissen, Old Dominion	1977-80	135	2,647
Jerilyn Harper, Tennessee/Tennessee Tech	1979, 80-82	129	2,603
Anne Gregory, Fordham	1977-80	127	2,548
Sharon Upshaw, Drake	1977-80	127	2,513
Julie Gross, LSU	1977-80	131	2,488
Peggie Gillom, Mississippi	1977-80	144	2,486
Nancy Lieberman, Old Dominion	1977-80	134	2,430
Linda Krawford, Oakland	1980-83	+	2,400
Robin Mortensen, St. John Fisher	1980-83	+	2,379
Genia Beasley, North Carolina St.	1977-80	128	2,367
Rosie Thompson, East Caro.	1977-80	113	2,352
Diane Scherer, St. Cloud St.	1980-83	+	2,349
Marshall Hambrick, Albany St. (Ga.)	1978-81	+	2,343
Rona Nesbit, Gannon	1978-81	96	2,340
Helen Shereda Smith, Oakland	1977-80	101	2,338

Player, Team

Player, Team	Seasons	G	Pts.
Colleen Galloway, California	1978-81	126	2,320
Judy Porter, San Diego St.	1980-83	120	2,318
Jody Imbrie, Grove City	1980-83	91	2,288
Vivian Humphrey, Mercer	1978-81	116	2,284
Sheila Foster, South Carolina	1979-82	134	2,266
Carol Chason, Valdosta St.	1976-79	+	2,265
Angela Turner, Louisiana Tech	1979-82	153	2,262
Linda Waggoner, Texas	1977-80	161	2,256
Terese Allen, McBride, Brigham Young	1979-82	124	2,249
Carol Menken Schaudt, Oregon St.	1979-81	81	2,243
Marsha Cowart, East Tenn. St.	1980-83	111	2,239
Margie O'Brien, Clark (Mass.)	1980-83	116	2,215
Donna Hammond Mares, UC Riverside	1980-83	96	2,192
Carol Lammers, Dayton	1978-81	+	2,151
Linda Street, Memphis	1977-79, 81	137	2,147
Molly McQuire, Oklahoma	1980-83	115	2,147
Pam Chambers, Tennessee Tech	1977-80	132	2,144
Cathy Parson, West Virginia	1980-83	121	2,128
Adrian Mitchell, Kansas	1976-79	125	2,124
Emma Humphrey, Mercer	1980-83	114	2,098
Jody Lavin, Rochester	1979-82	91	2,094
Mary Gaudreau, Siena	1980-83	113	2,084
Diane Dietz, Michigan	1979-82	106	2,076
Terese Allen, Georgia St.	1978-81	101	2,074
Bonnie Beachy, Kent St.	1979-82	121	2,071
Bev Smith, Oregon	1979-82	110	2,063
Donna Murphy, Morehead St.	1977-80	105	2,059
Cindy Haugejorde, Iowa	1977-80	96	2,059
Jodi Martin, Wright St.	1980-83	+	2,055
Patrice Walker, C.W. Post	1978-81	+	2,051
Claudette Charney, Saginaw Valley/Grand Valley St.	1977-79, 80	+	2,047
Jeanne Ruark Hoff, Stanford	1980-83	116	2,038
Susan Highfill, Roanoke	1976-79	71	2,028
Mary Beth Bowler, King's (Pa.)	1980-82	83	2,024
Janice Reeves, Fairleigh Dickinson	1980-83	115	2,016
Carol Jarrard, Truman	1979-82	+	2,006
Cathy Boswell, Illinois St.	1979-82	121	2,005
Linda McKinnie, Memphis	1979-82	132	2,000

*Pre-1982 record. \$Baylor non-varsity her first year.

FIELD-GOAL PERCENTAGE (minimum 400 field goals made)

Player, Team	Seasons	G	FG	FGA	Pct.
Carol Menken Schaudt, Oregon St.	1979-81	81	955	1,381	*69.2
Rosie Montgomery, Stephen F. Austin ...	1979-80	66	658	977	66.0
Maree Jackson, LSU	1977-78	70	753	1,156	65.1
Lusia Harris, Delta St.	1974-77	115	1,267	2,001	63.3
Anne Donovan, Old Dominion	1980-83	136	1,170	1,854	63.1
Pam Kelly, Louisiana Tech	1979-82	153	1,193	1,916	62.3
Molly McQuire, Oklahoma	1980-83	115	859	1,403	61.2
Denise Curry, UCLA	1978-81	130	1,386	2,283	60.7
Jeanne Ruark Hoff, Stanford	1979-80, 82-83	116	828	1,414	58.6
Jerilyn Harper, Tennessee/Tennessee Tech	1979, 80-82	129	1,064	1,818	58.5
Jill Rankin, Wayland Baptist/Tennessee	1977-79, 80	146	1,183	2,028	58.3

*Pre-1982 record.

FREE-THROW PERCENTAGE (minimum 250 free throws made)

Player, Team	Seasons	G	FT	FTA	Pct.
Marsha Cowart, East Tenn. St.	1980-83	111	421	497	*84.7
Kathy Miller, Weber St.	1976-79	100	578	694	83.3
Cindy Brogdon, Mercer/Tennessee	1976-77, 78-79	128	578	699	82.7
Jeanne Ruark Hoff, Stanford	1979-80, 82-83	116	382	469	81.4
Ann Meyers, Dayton	1977-80	126	570	704	81.0

*Pre-1982 record.

REBOUND AVERAGE (minimum 1,000 rebounds)

Player, Team	Seasons	G	Rebs.	Avg.
Carla Gadsden, New Jersey City	1981-82	48	1,030	*21.5
Gail Koziara, Dartmouth	1979-82	89	1,635	18.4
Anne Gregory, Fordham	1977-80	127	*1,999	15.7
Claudette Charney, Saginaw Valley/Grand Valley St.	1977-79, 80	115	1,796	15.6
Toni Goodman, Hampton	1979-82	104	1,608	15.5
Helen Shereda Smith, Oakland	1977-80	101	1,524	15.1
Susie Snider Eppers, Baylor \$	1975-77	123	1,823	14.8
Maree Jackson, LSU	1977-78	70	1,032	14.7
Tina Gunn, Brigham Young	1977-80	101	1,482	14.7
Anne Donovan, Old Dominion	1980-83	136	1,976	14.5
Lusia Harris, Delta St.	1974-77	115	1,662	14.5
Julie Casey, Occidental	1979-82	78	1,114	14.3

Player, Team	Seasons	G	Rebs.	Avg.
Janice Reaves, Fairleigh Dickinson	1980-83	115	1,603	13.9
Pam Cassity, Tennessee Tech	1974-77	128	1,782	13.9
Donna Murphy, Morehead St.	1977-80	105	1,439	13.7
Sharon Upshaw, Drake	1977-80	127	1,675	13.2
Mary Kay Babcock, Elmira	1979-82	83	1,084	13.1
Kathy Miller, Weber St.	1976-79	100	1,296	13.0
Betty Jackson, Lynchburg	1980-83	88	1,139	12.9
Valerie Still, Kentucky	1980-83	119	1,525	12.8
Doris Felderhoff, Stephen F. Austin	1975-77	105	1,336	12.7
Judy Porter, San Diego St.	1980-83	120	1,498	12.5
Lynette Woodard, Kansas	1978-81	139	1,734	12.5
Bev Smith, Oregon	1979-82	110	1,362	12.4
Kim Hansen, Grand Valley St.	1976-79	112	1,971	12.3

*Pre-1982 record. \$Baylor non-varsity her first year.

REBOUNDS

Player, Team	Seasons	G	Rebs.
Anne Gregory, Fordham	1977-80	127	*1,999
Anne Donovan, Old Dominion	1980-83	136	1,976
Kim Hansen, Grand Valley St.	1976-79	112	1,971
Susie Snider Eppers, Baylor \$	1975-77	123	1,823
Claudette Charney, Saginaw Valley/Grand Valley St.	1977-79, 80	115	1,796
Pam Cassity, Tennessee Tech	1974-77	128	1,782
Reitha Swindell, Texas	1976-79	151	1,759
Lynette Woodard, Kansas	1978-81	139	1,734
Sharon Upshaw, Drake	1977-80	127	1,675
Lusia Harris, Delta St.	1974-77	115	1,662
Gail Koziara, Dartmouth	1979-82	89	1,635
Toni Goodman, Hampton	1979-82	104	1,608
Janice Reaves, Fairleigh Dickinson	1980-83	115	1,603
Queen Brumfield, Southeastern La.	1976-79	133	1,586
Valerie Still, Kentucky	1980-83	119	1,525
Helen Shereda Smith, Oakland	1977-80	101	1,524
Pam Kelly, Louisiana Tech	1979-82	153	1,511
Inge Nissen, Old Dominion	1977-80	135	1,509

*Pre-1982 record. \$Baylor non-varsity her first year.

2,000 POINTS & 1,000 REBOUNDS

Player, Team	Seasons	Pts.	Rebs.
Pearl Moore, Francis Marion	1975-79	*3,884	1,270
Lynette Woodard, Kansas	1978-81	3,649	1,734
Cindy Brogdon, Mercer/Tennessee	1976-77, 78-79	3,204	1,028
Carol Blazejowski, Montclair St.	1975-78	3,199	1,001
Denise Curry, UCLA	1978-81	3,198	1,310
Susie Snider Eppers, Baylor \$	1975-77	3,137	1,823
Queen Brumfield, Southeastern La.	1976-79	2,986	1,586
Lusia Harris, Delta St.	1974-77	2,981	1,662
Pam Kelly, Louisiana Tech	1979-82	2,979	1,511
Wanda Hightower, UAB	1979-82	2,855	1,091
Jill Rankin, Wayland Baptist/Tennessee	1977-79, 80	2,851	1,101
Valerie Still, Kentucky	1980-83	2,763	1,525
Tina Gunn, Brigham Young	1977-80	2,759	1,482
Kathy Miller, Weber St.	1976-79	2,746	1,296
Anne Donovan, Old Dominion	1980-83	2,719	1,976
Cindy Stumph, Weber St.	1980-83	2,690	1,331
Inge Nissen, Old Dominion	1977-80	2,647	1,509
Anne Gregory, Fordham	1977-80	2,548	*1,999
Sharon Upshaw, Drake	1977-80	2,513	1,675
Julie Gross, LSU	1977-80	2,488	1,466
Peggie Gillom, Mississippi	1977-80	2,486	1,271
Nancy Lieberman, Old Dominion	1977-80	2,430	1,167
Genia Beasley, North Carolina St.	1977-80	2,367	1,245
Rosie Thompson, East Caro.	1977-80	2,352	1,183
Helen Shereda Smith, Oakland	1977-80	2,338	1,524
Colleen Galloway, California	1978-81	2,320	1,029
Judy Porter, San Diego St.	1980-83	2,318	1,498
Sheila Foster, South Carolina	1979-82	2,266	1,427
Margie O'Brien, Clark (Mass.)	1980-83	2,215	1,392
Linda Street, Memphis	1977-79, 81	2,147	1,453

Player, Team	Seasons	Pts.	Rebs.
Molly McQuire, Oklahoma	1980-83	2,147	1,071
Adrian Mitchell, Kansas	1976-79	2,124	1,288
Emma Mumphy, Mercer	1980-83	2,098	1,355
Bev Smith, Oregon	1979-82	2,063	1,362
Donna Murphy, Morehead St.	1977-80	2,059	1,439
Cindy Haugejorde, Iowa	1977-80	2,059	1,067
Claudette Charney, Saginaw Valley/ Grand Valley St.	1977-79, 80	2,047	1,796
Janice Reaves, Fairleigh Dickinson	1980-83	2,016	1,603
Cathy Boswell, Illinois St.	1979-82	2,005	1,060

*Pre-1982 record. \$Baylor non-varsity her first year.

AIAW Championship

For historical purposes, the results of the Association of Intercollegiate Athletics for Women (AIAW) championships are listed below. The AIAW championship served as the national women's large-college playoff for the 10 years before the NCAA championship in 1982.

Year-by-Year Results

Season	Finals Teams	Championship Game Score (Site)
1972	Immaculata West Chester	Immaculata 52, West Chester 48 (Normal, Ill.)
1973	Cal St. Fullerton Mississippi-Women	Immaculata 59, Queens (N.Y.) 52 (Flushing, N.Y.)
1974	Indiana Immaculata	Immaculata 68, Mississippi Col. 53 (Manhattan, Kan.)
1975	Mississippi Col. Southern Conn. St. William Penn	Delta St. 90, Immaculata 81 (Harrisonburg, Va.)
1976	Delta St. Immaculata	Delta St. 69, Immaculata 64 (University Park, Pa.)
1977	Wayland Baptist William Penn	Delta St. 68, LSU 55 (Minneapolis)
1978	Delta St. LSU Tennessee	UCLA 90, Maryland 74 (Los Angeles)
1979	Immaculata UCLA Maryland Montclair St. Wayland Baptist	Old Dominion 75, Louisiana Tech 65 (Greensboro, N.C.)
1980	Old Dominion Louisiana Tech Tennessee	Old Dominion 68, Tennessee 53 (Mt. Pleasant, Mich.)
1981	UCLA Old Dominion Louisiana Tech Tennessee	Louisiana Tech 79, Tennessee 59 (Eugene, Ore.)
1982	Old Dominion Southern California Rutgers Texas Villanova Wayland Baptist	Rutgers 83, Texas 77 (Philadelphia)



Award Winners

All-America Selections	104
Annual Awards	108
Coaching Awards	110
Other Honors.....	111
Division I First-Team All-Americans by Team.....	112
Divisions II and III First-Team All-Americans by Team	114
First-Team Academic All-Americans by Team.....	117
NCAA Postgraduate Scholarship Winners by Team.....	119



All-America Selections

Kodak/WBCA

Note: First selected in 1975. Voted on by the Women's Basketball Coaches Association.

1975

Carolyn Bush, Wayland Baptist; Marianne Crawford, Immaculata; Nancy Dunkle, Cal St. Fullerton; Lusia Harris, Delta St.; Jan Irby, William Penn; Ann Meyers, UCLA; Brenda Moeller, Wayland Baptist; Debbie Oing, Indiana; Sue Rojcewicz, Southern Conn. St.; Susan Yow, Elon.

1976

Carol Blazejowski, Montclair St.; Cindy Brogdon, Mercer; Nancy Dunkle, Cal St. Fullerton; Doris Felderhoff, Stephen F. Austin; Lusia Harris, Delta St.; Ann Meyers, UCLA; Marianne Crawford Stanley, Immaculata; Pearl Worrell, Wayland Baptist; Susan Yow, North Carolina St.; Susie Kudrna, William Penn.

1977

Carol Blazejowski, Montclair St.; Nancy Dunkle, Cal St. Fullerton; Rita Easterling, Mississippi Col.; Susie Snider Eppers, Baylor; Doris Felderhoff, Stephen F. Austin; Lusia Harris, Delta St.; Charlotte Lewis, Illinois St.; Ann Meyers, UCLA; Patricia Roberts, Tennessee; Mary Scharff, Immaculata.

1978

Genia Beasley, North Carolina St.; Carol Blazejowski, Montclair St.; Debbie Brock, Delta St.; Cindy Brogdon, Tennessee; Julie Gross, LSU; Althea Gwyn, Queens (N.Y.); Kathy Harston, Wayland Baptist; Nancy Lieberman, Old Dominion; Ann Meyers, UCLA; Lynette Woodard, Kansas.

1979

Cindy Brogdon, Tennessee; Carol Chason, Valdosta St.; Pat Colasardo, Montclair St.; Denise Curry, UCLA; Nancy Lieberman, Old Dominion; Jill Rankin, Wayland Baptist; Susan Taylor, Valdosta St.; Rosie Walker, Stephen F. Austin; Franci Washington, Ohio St.; Lynette Woodard, Kansas.

1980

Denise Curry, UCLA; Tina Gunn, Brigham Young; Pam Kelly, Louisiana Tech; Nancy Lieberman, Old Dominion; Inge Nissen, Old Dominion; Jill Rankin, Tennessee; Susan Taylor, Valdosta St.; Rosie Walker, Stephen F. Austin; Holly Warlick, Tennessee; Lynette Woodard, Kansas.

1981

Denise Curry, UCLA; Anne Donovan, Old Dominion; Pam Kelly, Louisiana Tech; Kris Kirchner, Rutgers; Carol Menken, Oregon St.; Cindy Noble, Tennessee; LaTaunya Pollard, Long Beach St.; Bev Smith, Oregon; Valerie Walker, Cheyney; Lynette Woodard, Kansas.

1982

Pam Kelly, Louisiana Tech; Angela Turner, Louisiana Tech; Valerie Walker, Cheyney; Bev Smith, Oregon; Jerilyn Harper, Tennessee Tech; Janet Harris, Georgia; Barbara Kennedy, Clemson; June Olkowski, Rutgers; Mary Ostrowski, Tennessee; Valerie Still, Kentucky.

1983

University Division: Anne Donovan, Old Dominion; Valerie Still, Kentucky; LaTaunya Pollard, Long Beach St.; Paula McGee, Southern California; Cheryl Miller, Southern California; Janice Lawrence, Louisiana Tech; Tanya Haave, Tennessee; Joyce Walker, LSU; Jasmina Perazic, Maryland; Priscilla Gary, Kansas St.

College Division: Carol Welch, Cal Poly Pomona; Jackie White, Cal Poly Pomona; Mary Beasley, Barry; Regina Brown, Col. of Charleston; Daphne Donnelly, Francis Marion; Carla Eades, Central Mo. St.; Alison Fay, Bentley; Linda Krawford, Oakland; Kelli Litsch, Southwestern Okla.; Robin Mortensen, St. John Fisher.

1984

Division I: Pam McGee, Southern California; Cheryl Miller, Southern California; Janice Lawrence, Louisiana Tech; Yolanda Laney, Cheyney; Tresa Brown, North Carolina; Janet Harris, Georgia; Becky Jackson, Auburn; Annette Smith, Texas; Marilyn Stephens, Temple; Joyce Walker, LSU.

Division II: Carla Eades, Central Mo. St.; Francine Perry, Quinnipiac; Stacey Cunningham, Shippensburg; Claudia Schleyer, Abilene Christian; Lorena Legarde, Portland; Janice Washington, Valdosta St.; Donna Burks, Dayton; Beth

Couture, Erskine; Candy Crosby, Northern Ill.; Kelli Litsch, Southwestern Okla.

Division III: Evelyn Oquendo, Salem St.; Kaye Cross, Colby; Sallie Maxwell, Kean; Page Lutz, Elizabethtown; Deanna Kyle, Wilkes; Laurie Sankey, Simpson; Eva Marie Pittman, St. Andrews; Lois Salto, New Rochelle; Sally Gangel, Hartwick.

1985

Division I: Anucha Browne, Northwestern; Sheila Collins, Tennessee; Kirsten Cummings, Long Beach St.; Medina Dixon, Old Dominion; Teresa Edwards, Georgia; Kamie Ethridge, Texas; Pam Gant, Louisiana Tech; Janet Harris, Georgia; Eun Jung Lee, La.-Monroe; Cheryl Miller, Southern California.

Division II: Darlene Chaney, Hampton; Anita Cooper, Hampton; Julie Freundt, Lewis; Rosie Jones, Central Mo. St.; Rachel Jackson, St. Anselm; Sharon Lyke, Utica; Vincene Morris, Philadelphia U.; Francine Perry, Quinnipiac; Lynette Richardson, Florida Int'l; Claudia Schleyer, Abilene Christian.

Division III: Deanna Kyle, Scranton; Ann Fitzpatrick, New Rochelle; Terri Schumacher, Wis.-Oshkosh; Tracy Weaver, Muskingum; Jeannie Demers, Buena Vista; Shantel Sherwood, Pomona-Pitzer; Evelyn Oquendo, Salem St.; Maureen Burchill, Southern Me.; Wendy Engelman, UNC Greensboro; Dawn Cillo, New Rochelle.

1986

Division I: Cheryl Miller, Southern California; Kamie Ethridge, Texas; Lillie Mason, Western Ky.; Teresa Edwards, Georgia; Cindy Brown, Long Beach St.; Wanda Ford, Drake; Jennifer Gillom, Mississippi; Pam Leake, North Carolina; Katrina McClain, Georgia; Sue Wicks, Rutgers.

Division II: Von Fulmore, N.C. Central; Jackie Harris, Central Mo. St.; Hope Linthicum, Central Conn. St.; Vickie Mitchell, Cal Poly Pomona; Vincene Morris, Philadelphia U.; Leone Patterson, Chapman; Delinda Samuel, Delta St.; Claudia Schleyer, Abilene Christian; Diane Walker, Slippery Rock; Lisa Walters, Minn. St. Mankato.

Division III: Jane Meyer, Elizabethtown; Jeannie Demers, Buena Vista; Cathy Lanni, Rhode Island Col.; Rinny Lesane, Albany (N.Y.); Una Espenkatte, Scranton; Evelyn Oquendo, Salem St.; Amy Proctor, St. Norbert; Connie Sanford, Heidelberg; Mary Schultz, St. Mary's (Minn.); Pam Stewart, Chris. Newport.

1987

Division I: Cindy Brown, Long Beach St.; Clarissa Davis, Texas; Tracey Hall, Ohio St.; Donna Holt, Virginia; Andrea Lloyd, Texas; Katrina McClain, Georgia; Vickie Orr, Auburn; Shelly Pennefather, Villanova; Teresa Weatherspoon, Louisiana Tech; Sue Wicks, Rutgers.

Division II: Candace Fincher, Valdosta St.; Kim Disbro, Fla. Southern; Jennifer DiMaggio, Pace; Vanessa Wells, West Tex. A&M; Joy Jeter, New Haven; Jackie Dolberry, Hampton; Lisa Walters, Minn. St. Mankato; Laura Anderson, Neb.-Omaha; Debra Larsen, Cal Poly Pomona; Michelle McCoy, Cal Poly Pomona.

Division III: Shelley Parks, Scranton; Torrie Rumph, Kean; Sonja Sorenson, Wis.-Stevens Point; Jessica Beachy, Concordia-M'head; Jeannie Demers, Buena Vista; Michele White, Stony Brook; Trish Neary, Western Conn. St.; Robin Brooks, N.C. Wesleyan; Becky Inman, William Penn; Alfredia Gibbs, Cabrini.

1988

Division I: Michelle Edwards, Iowa; Bridgette Gordon, Tennessee; Tracey Hall, Ohio St.; Donna Holt, Virginia; Suzie McConnell, Penn St.; Vickie Orr, Auburn; Penny Toler, Long Beach St.; Teresa Weatherspoon, Louisiana Tech; Beverly Williams, Texas; Sue Wicks, Rutgers.

Division II: Jennifer DiMaggio, Pace; Jackie Dolberry, Hampton; Cathy Gooden, Cal Poly Pomona; Jill Halapin, Pitt.-Johnstown; Joy Jeter, New Haven; Mary Naughton, Stonehill; Julie Wells, Northern Ky.; Vanessa Wells, West Tex. A&M; Shannon Williams, Valdosta St.; Tammy Wilson, Central Mo. St.

Division III: Jessica Beachy, Concordia-M'head; Catie Cleary, Pine Manor; Lesa Dennis, Emmanuel (Mass.); Kimm Lacken, TCNJ; Louise MacDonald, St. John Fisher; Linda Mason, Rust; Patti McCrudden, New York U.;

Angie Polk, UNC Greensboro; Sonja Sorenson, Wis.-Stevens Point; Michelle Swantner, Elizabethtown.

1989

Division I: Jennifer Azzi, Stanford; Vicky Bullett, Maryland; Clarissa Davis, Texas; Bridgette Gordon, Tennessee; Nora Lewis, Louisiana Tech; Nikita Lowry, Ohio St.; Vickie Orr, Auburn; Chana Perry, San Diego St.; Deanna Tate, Maryland; Penny Toler, Long Beach St.

Division II: Cathy Gooden, Cal Poly Pomona; Jackie Dolberry, Hampton; Joy Jeter, New Haven; Shannon Williams, Valdosta St.; Tammy Wilson, Central Mo. St.; Pat Smykowski, North Dakota St.; Niki Bracken, Cal Poly Pomona; Charlene Taylor, New Haven; Velisa Levett, West Ga.; Teresa Tinner, West Tex. A&M.

Division III: Shannon Collins, Centre; Diana Duff, Southern Me.; Kirsten Dumford, Cal St. Stanislaus; Susan Heidt, St. John Fisher; Mona Henriksen, Luther; Nancy Keene, Elizabethtown; Patti McCrudden, New York U.; Tara McGuire, Clark (Mass.); Jillayn Quaschnick, Concordia-M'head; Joan Watzka, St. Norbert.

1990

Division I: Venus Lacy, Louisiana Tech; Jennifer Azzi, Stanford; Dawn Staley, Virginia; Carolyn Jones, Auburn; Andrea Stinson, North Carolina St.; Franthea Price, Iowa; Daedra Charles, Tennessee; Dale Hodges, St. Joseph's; Portia Hill, Stephen F. Austin; Wendy Scholtens, Vanderbilt.

Division II: Crystal Hardy, Delta St.; Carmille Barnette, Longwood; Niki Bracken, Cal Poly Pomona; Kammy Brown, Virginia St.; Julie Dabrowski, Southern N.H.; Debbie Delie, Oakland; Durene Heisler, North Dakota; Bridget Hale, Pitt.-Johnstown; Shannon Williams, Valdosta St.; Jeannette Yeoman, St. Joseph's (Ind.).

Division III: Kim Beckman, Buena Vista; Cathy Clark, Marietta; Arlene Eagan, Buffalo St.; Robin Gaby, Eastern Conn. St.; Ann Gilbert, Oberlin; Anestine Hector, Clark (Mass.); Susan Heidt, St. John Fisher; Anne Krumrine, Frank. & Marsh.; Michelle Thykeson, Concordia-M'head; Susan Yates, Centre.

1991

Division I: Daedra Charles, Tennessee; Sonja Henning, Stanford; Kerry Bascom, Connecticut; Joy Holmes, Purdue; Andrea Stinson, North Carolina St.; Dawn Staley, Virginia; Genia Miller, Cal St. Fullerton; Delmonica DeHorney, Arkansas; Carolyn Jones, Auburn; Dana Chatman, LSU.

Division II: Joy Barry, Assumption; Dana Bright, Jacksonville St.; Stephanie Coons, Cal Poly Pomona; Jackie Givens, Fort Valley St.; Pat McDonald, West Tex. A&M; Whitney Meier, North Dakota; Sharonda O'Bannon, Belarmine; Kim Penwell, Bentley; Tracy Saunders, Norfolk St.; Jerri Wiley, Southeast Mo. St.

Division III: Laura Pate, Southern Me.; Arlene Eagan, Buffalo St.; Ann Gilbert, Oberlin; Kathy Beck, Moravian; Karen Jenkins, Roanoke; Lisa Kirchenwitz, Wis.-Oshkosh; Karen Hermann, Washington-St. Louis; Missy Sharer, Grinnell; Joyce Spanier, St. Benedict; Laurie Trow, St. Thomas (Minn.).

1992

Division I: Shannon Cate, Montana; Dena Head, Tennessee; MaChelle Joseph, Purdue; Rosemary Kosiorek, West Virginia; Tammi Reiss, Virginia; Susan Robinson, Penn St.; Frances Savage, Miami (Fla.); Dawn Staley, Virginia; Sheryl Swoopes, Texas Tech; Val Whiting, Stanford.

Division II: Pat McDonald, West Tex. A&M; Lisa Miller, IPFW; Dana Neilsen, Augustana (S.D.); Laurie Northrop, Portland St.; LaTanya Patty, Delta St.; Kim Penwell, Bentley; Tracie Seymour, Bentley; Nadine Schmidt, North Dakota St.; Tammy Walker-Strode, Edinboro; Mindy Young, Pitt.-Johnstown.

Division III: Kathy Beck, Moravian; Laurie Trow, St. Thomas (Minn.); Sandy Buddelmeyer, Capital; Kathy Roberts, Warburg; Caryn Cranston, Pomona-Pitzer; Kristen Curtis, Western Conn. St.; Diane Ring, Wis.-Eau Claire; Donna Cogar, Roanoke; Stephanie Sullivan, Wis.-Platteville; Trish Harvey, Luther.

1993

Division I: Andrea Congreaves, Mercer; Toni Foster, Iowa; Loretta Freeman, Auburn; Heidi Gillingham, Vanderbilt; Lisa Harrison, Tennessee; Katie Smith, Ohio St.;

Karen Jennings, Nebraska; Sheryl Swoopes, Texas Tech; Milica Vukadinovic, California; Val Whiting, Stanford.

Division II: Carolyn Brown, St. Augustine's; Jody Buck, North Dakota St.; Shelley Foster, Washburn; Yolanda Griffith, Fla. Atlantic; Jeannine Jean-Pierre, Edinboro; Amy Molina, St. Michael's; Dana Nielsen, Augustana (S.D.); LaTanya Patty, Delta St.; Rachel Rosario, UC Riverside; Courtney Sands, Indianapolis.

Division III: Laurie Trow, St. Thomas (Minn.); Sandy Buddelmeyer, Capital; Julie Maki, Wis.-Stout; Lynne Kempiski, Scranton; Kelly Mahlum, St. Benedict; Tracy Wilson, Central (Iowa); Leah Onks, Maryville (Tenn.); Sladja Kovijanic, Middlebury; Kathy Roberts, Wartburg; Donna Layne, New York U.

1994

Division I: Jessica Barr, Clemson; Janice Felder, Southern Miss.; Niesa Johnson, Alabama; Lisa Leslie, Southern California; Rebecca Lobo, Connecticut; Nikki McCray, Tennessee; Andrea Nagy, Florida Int'l; Tanya Sampson, North Carolina; Carol Ann Shudlick, Minnesota; Natalie Williams, UCLA.

Division II: Tammy Greene, Philadelphia U.; Darci Steere, North Dakota St.; Sheri Kleinsasser, North Dakota; Nicole Collins, Angelo St.; Darlene Orlando-Ciarcia, Mass.-Lowell; Kathy Lauck, Southern Ind.; Rozetha Burrow, West Ga.; Carlita Jones, Clarion; Kristi Greene, Norfolk St.; Michelle Doonan, Stonehill.

Division III: Laura Schmelzer, Capital; Jackie Dougherty, Scranton; Emilie Hanson, Central (Iowa); Elizabeth Janssen, Wellesley; Katie Mans, Alma; Donna Layne, New York U.; Amy Bot, St. Thomas (Minn.); Leah Onks, Maryville (Tenn.); Beth Green, Wittenberg; Karen Barefoot, Chris. Newport.

1995

Division I: Angela Aycok, Kansas; Niesa Johnson, Alabama; Vickie Johnson, Louisiana Tech; Rebecca Lobo, Connecticut; Stacey Lovelace, Purdue; Nikki McCray, Tennessee; Wendy Palmer, Virginia; Jennifer Rizzotti, Connecticut; Shelley Sheetz, Colorado; Charlotte Smith, North Carolina.

Division II: Michelle Doonan, Stonehill; LeAnn Freeland, Southern Ind.; Kristi Greene, Norfolk St.; Carlita Jones, Clarion; Sheri Kleinsasser, North Dakota; Kim Manifesto, Portland St.; Kasey Morlock, North Dakota St.; Kristi Smith, Portland St.; Teresa Szumigala, Mercyhurst; Dawn Wynn, Valdosta St.

Division III: Leslie Ferguson, Redlands; Emilie Hanson, Central (Iowa); Rita Hurtgen, Wis.-River Falls; Arlene Meinholz, Wis.-Eau Claire; Jennifer Nish, Scranton; Jamie Parrott, Maryville (Tenn.); Katie Smith, Geneseo St.; B.J. Toolan, Trinity (Conn.); Kari Tufte, Luther; Dana Zarzycki, Mount Union.

1996

Division I: Sholanda Enis, Alabama; Chamique Holdscaw, Tennessee; Vickie Johnson, Louisiana Tech; Wendy Palmer, Virginia; Jennifer Rizzotti, Connecticut; Saudia Roundtree, Georgia; Sheri Sam, Vanderbilt; Katie Smith, Ohio St.; Kate Starbird, Stanford; Debra Williams, Louisiana Tech.

Division II: Jennifer Clarkson, Abilene Christian; Kim Cummings, Bentley; LeAnn Freeland, Southern Ind.; Faye Hagan, Cal St. Dom. Hills; Susie Hopson, Mars Hill; Stacy Johnson, Delta St.; Kim Manifesto, Portland St.; Kasey Morlock, North Dakota St.; Suzanne Patchett, Stonehill; Kristi Smith, Portland St.

Division III: Corinne Carson, Marymount (Va.); Amy Flory, Defiance; Meegan Garrity, Clark (Mass.); Jennifer Goodell, William Smith; Marsha Harris, New York U.; Jamie Parrott, Maryville (Tenn.); Leslee Rogers, La Verne; Kari Tufte, Luther; Wendy Wangerin, Wis.-Oshkosh; Laura Witte, St. Thomas (Minn.).

1997

Division I: Tajama Abraham, George Washington; Tamecka Dixon, Kansas; Chamique Holdscaw, Tennessee; Clarisse Machanguana, Old Dominion; Delisha Milton, Florida; Ticha Penicheiro, Old Dominion; Tracy Reid, North Carolina; Nykesha Sales, Connecticut; Kate Starbird, Stanford; Kara Wolters, Connecticut.

Division II: Joanna Cuprys, Kennesaw St.; Karen Curtis, High Point; Shana DeCremere, Northern Mich.; LeAnn Freeland, Southern Ind.; Stacy Johnson, Delta St.; Kasey Morlock, North Dakota St.; Suzanne Patchett, Stonehill; Natasha Taylor, West Tex. A&M; Ashley Totedo, Shippensburg; Sandra Zwach, Augustana (S.D.).

Division III: Cori Carson, Marymount (Va.); Jenn Denby, Rowan; Carrie Ferguson, Capital; Meegan Garrity, Clark (Mass.); Jennifer Goodell, William Smith; Jen Krolkowski, New York U.; Jennifer Nish, Scranton; Julie Roe, Millikin; Erika Schmidt, Wis.-Eau Claire; Laura Witte, St. Thomas (Minn.).

1998

Division I: Tamika Catchings, Tennessee; Allison Feaster, Harvard; Kristin Folk, Stanford; Chamique Holdscaw, Tennessee; Chasity Melvin, North Carolina St.; Murriel Page, Florida; Ticha Penicheiro, Old Dominion; Tracy Reid, North Carolina; Nykesha Sales, Connecticut; Alicia Thompson, Texas Tech.

Division II: Trina Davis, Delta St.; Krista Kandere, St. Rose; Danielle Chaisson, Bentley; Aneta Kausaite, Emporia St.; Ashley Totedo, Shippensburg; Jenny Crouse, North Dakota; Tiffany Pudenz, North Dakota; Eileen Weber, Southern Ind.; Jessica Eggleston, Cal Poly Pomona.

Division III: Julie Anderson, Johns Hopkins; Joanna Brown, Southern Me.; Jenn Denby, Rowan; Alia Fischer, Washington-St. Louis; Marsha Harris, New York U.; Laura Haynes, Guilford; Ronda Jo Miller, Gallaudet; Holly Spoo, Wis.-Oshkosh; Suzy Venet, Mount Union; Kirsten Vipond, St. Thomas (Minn.).

1999

Division I: Svetlana Abrosimova, Connecticut; Tamika Catchings, Tennessee; Becky Hammon, Colorado St.; Chamique Holdscaw, Tennessee; Maylana Martin, UCLA; Kelly Miller, Georgia; Semeka Randall, Tennessee; Michele VanGorp, Duke; Stephanie White-McCarty, Purdue; Amanda Wilson, Louisiana Tech.

Division II: Jenny Crouse, North Dakota; Angie Hupfer, St. Joseph's (Ind.); Jurgita Kausaite, Emporia St.; Heather Kearney, Slippery Rock; Becky Reichard, Mo. Western St.; Tanisha Rickman, West Fla.; Julie Stockwell, Stonehill; Darcy Stracke, Neb.-Kearney; Jann Thorpe, Sonoma St.; Ashley Totedo, Shippensburg.

Division III: Jayme Anderson, Wis.-Eau Claire; Jehan Clark, New York U.; Alia Fischer, Washington-St. Louis; Kelly Halpin, Scranton; Kathleen Higgins, Williams; Kendra Meyer, Capital; Ronda Jo Miller, Gallaudet; Jen Swinehart, Baldwin-Wallace; Kristen Venne, Susquehanna; Laura Wendorff, St. Benedict.

2000

Division I: Svetlana Abrosimova, Connecticut; Edwina Brown, Texas; Tamika Catchings, Tennessee; Helen Darling, Penn St.; Katie Douglas, Purdue; Tamicha Jackson, Louisiana Tech; Kelly Miller, Georgia; Semeka Randall, Tennessee; Shea Ralph, Connecticut; LaToya Thomas, Mississippi St.

Division II: Rima Brazenas, Kennesaw St.; Michelle Cottrell, Northern Ky.; Jayne Even, North Dakota St.; Bess Greenberg, Binghamton; Celeste Hill, Western Wash.; Tara Holloway, Emporia St.; Lauri McIntosh, Cal Poly Pomona; Jessica Rowe, Edinboro; Lakeshia Salters, Lincoln Memorial; Darcy Stracke, Neb.-Kearney.

Division III: Jayme Anderson, Wis.-Eau Claire; Liz Brown, William Smith; Alia Fischer, Washington-St. Louis; Kelly Halpin, Scranton; Molly Hayden, St. Thomas (Minn.); Emily King, Bates; Kendra Meyer, Capital; Ronda Jo Miller, Gallaudet; Joanne Polakoski, King's (Pa.); Tasha Rodgers, Washington-St. Louis.

2001

Division I: Svetlana Abrosimova, Connecticut; Tamika Catchings, Tennessee; Stacey Dales, Oklahoma; Katie Douglas, Purdue; Marie Ferdinand, LSU; Kelly Miller, Georgia; Ruth Riley, Notre Dame; Georgia Schweitzer, Duke; Jackie Stiles, Missouri St.; LaToya Thomas, Mississippi St.

Division II: Amanda Baker, Cal St. Bakersfield; Kelly Barker, Bentley; Emily Bloss, Emporia St.; Michelle Cottrell, Northern Ky.; Amie Kane, Kennesaw St.; Theresa LeCuyer, North Dakota; Nana Lukengu-Corts, St. Rose; April Powell, Cal Poly Pomona; Jill Razor, Rollins; Rachel Sloan, Presbyterian.

Division III: Candice Brown, Marymount (Va.); Allison Coleman, Eastern Conn. St.; Alisa DiBonaventura, Delaware Valley; Meg Frazier, Hendrix; Katie Lacey, George Fox; Kendra Meyer, Capital; Jen Nance, Baldwin-Wallace; Melissa Pederson, St. Thomas (Minn.); Paula Polce, Oneonta St.; Tasha Rodgers, Washington St. Louis.

2002

Division I: Chantelle Anderson, Vanderbilt; Alana Beard, Duke; Sue Bird, Connecticut; Swin Cash, Connecticut; Stacey Dales, Oklahoma; Sheila Lambert, Baylor; Kelly Mazzante, Penn St.; Nicole Powell, Stanford; Diana Taurasi, Connecticut; LaToya Thomas, Mississippi St.

Division II: Michelle Cottrell, Northern Ky.; Heather Garay, Cal St. Bakersfield; Erin Griffin, St. Mary's (Tex.); Wanda Maynard-Morris, Pace; Lauri McIntosh, Cal Poly Pomona; Sara McKinney, California (Pa.); Becky Moen, North Dakota; Kristin Roseberry, Gannon; Denise Shelton, Mars Hill; Lucrecia West, Fla. Southern.

Division III: Kendra Anderson, Hardin-Simmons; Candice Brown, Marymount (Va.); Amy Campion, Salisbury; Allison Coleman, Eastern Conn. St.; Jill Dewane, Lakeland; Meredith Eisenhut, St. Lawrence; Heather Kile, Swarthmore; Katy Sturtz, Ohio Wesleyan; Missy Pederson, St. Thomas (Minn.); Rachael Poland, Heidelberg.

2003

Division I: Chantelle Anderson, Vanderbilt; Alana Beard, Duke; Kara Lawson, Tennessee; Kelly Mazzante, Penn St.; Nicole Ohlde, Kansas St.; Nicole Powell, Stanford; Diana Taurasi, Connecticut; LaToya Thomas, Mississippi St.; Iciss Tillis, Duke; Lindsay Whalen, Minnesota.

Division II: Alice Duesing, Lake Superior St.; Heather Garay, Cal St. Bakersfield; Carone Harris, Central Ark.; Stephanie Heid, Hillsdale; Mandy Koupal, South Dakota; Elizabeth LeFebvre, St. Michael's; Tishay Lewis, Armstrong Atlantic; Kristie McClain, Emporia St.; Becky Siembak, California (Pa.); Crystal Walker, Washburn.

Division III: Kendra Anderson, Hardin-Simmons; Amy Campion, Salisbury; Kristi Channing, Wis.-Eau Claire; Allison Coleman, Eastern Conn. St.; Amanda Kerkstra, Hope; Amy Meggers, Buena Vista; Erika Smith, Rochester; Christina Vauriotis, Messiah; Sarah Walsh, Colby; Megan Woodruff, Wilmington (Ohio).

2004

Division I: Seimone Augustus, LSU; Alana Beard, Duke; Shyra Ely, Tennessee; Chandi Jones, Houston; Kelly Mazzante, Penn St.; Janel McCarville, Minnesota; Nicole Ohlde, Kansas St.; Nicole Powell, Stanford; Diana Taurasi, Connecticut; Lindsay Whalen, Minnesota.

Division II: Candice Allen, Cal Poly Pomona; Becky Davidson, Bentley; Denisha Ferguson, Kennesaw St.; Mandy Koupal, South Dakota; Marisa Leighton, North Dakota; Sara McKinney, California (Pa.); Amanda Newton, Drury; Jessica Stuckman, Quincy; Natalja Tsubakova, Angelo St.; Lucrecia West, Fla. Southern.

Division III: Alyssa Antolick, DeSales; Allison Coleman, Eastern Conn. St.; Lauren Harris, Hardin-Simmons; Shervon James, Kean; Kay Mikolajczak, Wis.-Oshkosh; Amanda Nechuta, Wis.-Stevens Point; Angie Peterson, Gust. Adolphus; Tara Rausch, Wilmington (Ohio); Erika Smith, Rochester; Lora Trenkle, Bowdoin.

2005

Division I: Seimone Augustus, LSU; Jacqueline Batteast, Notre Dame; Monique Currie, Duke; Jessica Davenport, Ohio St.; Sandora Irvin, TCU; Janel McCarville, Minnesota; Kendra Wecker, Kansas St.; Tan White, Mississippi St.; Candice Wiggins, Stanford; Sophia Young, Baylor.

Division II: Candice Allen, Cal Poly Pomona; Lindsey Dietz, Minn. Duluth; Joelle Martin, Merrimack; Sara McKinney, California (Pa.); Amanda Newton, Drury; Erika Quigley, St. Cloud St.; Niki Reams, Grand Valley St.; Carla Sintra, Washburn; Jessica Stuckman, Quincy; Lucrecia West, Fla. Southern.

Division III: Kelly Manning, Washington-St. Louis; Jaime McCormack, Rowan; Taryn Mellody, Scranton; Amanda Nechuta, Wis.-Stevens Point; Mandy Pearson, Concordia-M'head; Tara Rohde, Trinity (Tex.); Megan Silva, Randolph-Macon; Leigh Sulkowski, Wash. & Jeff.; Rachel Wojdowski, New York U.; Olivia Zurek, Bates.

2006

Division I: Seimone Augustus, LSU; Monique Currie, Duke; Jessica Davenport, Ohio St.; Tasha Humphrey, Georgia; Ivory Latta, North Carolina; Courtney Paris, Oklahoma; Candace Parker, Tennessee; Cappie Pondexter, Rutgers; Candice Wiggins, Stanford; Sophia Young, Baylor.



Sophia Young (with ball) led Baylor to the 2005 NCAA Division I tournament championship and is a two-time all-American.

Division II: Kristi Boese, North Dakota; Lindsey Dietz, Minn. Duluth; Jennifer Harris, Washburn; Lisa Lee, Charleston (W.V.); Amanda Newton, Drury; Erika Quigley, St. Cloud St.; Niki Reams, Grand Valley St.; Sharmion Selman, American Int'l; Amber Simmons, Cal St. Chico; Michelle Stueve, Emporia St.

Division III: Kelsey Duoss, Wis.-Stout; Erika Eisenhut, Union (N.Y.); Eileen Flaherty, Bowdoin; Anna Heikenen, St. Benedict; Sara Heitkamp, Capital; Kelly Manning, Washington-St. Louis; Ashley Marble, Southern Me.; Taryn Melody, Scranton; Megan Silva, Randolph-Macon; Leigh Sulkowski, Wash. & Jeff.

WBCA

1982

University Division: Pam Kelly, Louisiana Tech; Angela Turner, Louisiana Tech; Barbara Kennedy, Clemson; Valerie Walker, Cheyney; June Olkowski, Rutgers; Cathy Boswell, Illinois St.; Anne Donovan, Old Dominion; Sheila Foster, South Carolina; Paula McGee, Southern California; LaTaunya Pollard, Long Beach St.

College Division: Pam Trisby, Mo. Southern St.; Sherry Raney-Lovaas, Arkansas Tech; Laura Buehning, Cal Poly; Holly Stille, Col. of Charleston; Donna Hammond, UC Riverside; Robin Mortensen, St. John Fisher; Carol Welch, Cal Poly Pomona; Jackie White, Cal Poly Pomona; Alison Fay, Bentley; Kelli Litsch, Southwestern Okla.

The Associated Press

1995

First Team: Rebecca Lobo, Connecticut; Shelley Sheetz, Colorado; Nikki McCray, Tennessee; Charlotte Smith, North Carolina; Niesa Johnson, Alabama.

Second Team: Angela Aycock, Kansas; Wendy Palmer, Virginia; Vickie Johnson, Louisiana Tech; Latasha Byears, DePaul; Jennifer Rizzotti, Connecticut.

Third Team: Cornelia Gayden, LSU; Andrea Nagy, Florida Int'l; Tina Nicholson, Penn St.; Dana Johnson, Tennessee; Kara Wolters, Connecticut.

1996

First Team: Saudia Roundtree, Georgia; Kara Wolters, Connecticut; Vickie Johnson, Louisiana Tech; Jennifer Rizzotti, Connecticut; Latasha Byears, DePaul.

Second Team: Kate Starbird, Stanford; Tanja Kostic, Oregon St.; Debra Williams, Louisiana Tech; Michi Atkins, Texas Tech; Wendy Palmer, Virginia; Katie Smith, Ohio St.

Third Team: Chamique Holdsclaw, Tennessee; Shalonda Enis, Alabama; Angie Poitthoff, Penn St.; Sheri Sam, Vanderbilt; Shannon Johnson, South Carolina.

1997

First Team: Kate Starbird, Stanford; Kara Wolters, Connecticut; Chamique Holdsclaw, Tennessee; Ticha Penicheiro, Old Dominion; DeLisha Milton, Florida.

Second Team: Tamecka Dixon, Kansas; Tracy Reid, North Carolina; Tina Thompson, Southern California; Nykesha Sales, Connecticut; Clarisse Machanguana, Old Dominion.

Third Team: Kim Williams, DePaul; La'Keshia Frett, Georgia; Marion Jones, North Carolina; Shalonda Enis, Alabama; Kedra Holland-Corn, Georgia.

1998

First Team: Chamique Holdsclaw, Tennessee; Nykesha Sales, Connecticut; Ticha Penicheiro, Old Dominion; Alicia Thompson, Texas Tech; Tracy Reid, North Carolina.

Second Team: Dominique Canty, Alabama; Muriel Page, Florida; Kristin Folkl, Stanford; Alisa Burras, Louisiana Tech; Tamika Catchings, Tennessee.

Third Team: Adia Barnes, Arizona; Ashley Berggren, Illinois; Nyree Roberts, Old Dominion; Cindy Blodgett, Maine; Katrina Price, Stephen F. Austin.

1999

First Team: Chamique Holdsclaw, Tennessee; Stephanie White-McCarty, Purdue; Tamika Catchings, Tennessee; Becky Hammon, Colorado St.; Dominique Canty, Alabama.

Second Team: Amanda Wilson, Louisiana Tech; Svetlana Abrosimova, Connecticut; Angie Braziel, Texas Tech; Tamika Whitmore, Memphis; Semeka Randall, Tennessee.

Third Team: Maylana Martin, UCLA; Jackie Stiles, Missouri St.; Ruth Riley, Notre Dame; Dalma Ivanyi, Florida Int'l; Michele VanGorp, Duke.

2000

First Team: Svetlana Abrosimova, Connecticut; Tamika Catchings, Tennessee; Kelly Miller, Georgia; Shea Ralph, Connecticut; Ruth Riley, Notre Dame.

Second Team: Edwina Brown, Texas; Katie Douglas, Purdue; Jackie Stiles, Missouri St.; Semeka Randall, Tennessee; Stacy Frese, Iowa St.

Third Team: Grace Daley, Tulane; Betty Lennox, Louisiana Tech; Erin Buescher, UC Santa Barb.; Tamicha Jackson, Louisiana Tech; Helen Darling, Penn St.

2001

First Team: Ruth Riley, Notre Dame; Jackie Stiles, Missouri St.; Katie Douglas, Purdue; Kelly Miller, Georgia; Stacey Dales, Oklahoma.

Second Team: Svetlana Abrosimova, Connecticut; LaToya Thomas, Mississippi St.; Tamika Catchings, Tennessee; Marie Ferdinand, LSU; Chantelle Anderson, Vanderbilt.

Third Team: Deanna Jackson, UAB; Angie Welle, Iowa St.; Sue Bird, Connecticut; Georgia Schweitzer, Duke; Niele Ivey, Notre Dame.

2002

First Team: Sue Bird, Connecticut; Alana Beard, Duke; Chantelle Anderson, Vanderbilt; Stacey Dales, Oklahoma; LaToya Thomas, Mississippi St.

Second Team: Swin Cash, Connecticut; Angie Welle, Iowa St.; Nicole Powell, Stanford; Diana Taurasi, Connecticut; Kelly Mazzante, Penn St.

Third Team: Sheila Lambert, Baylor; Lindsay Whalen, Minnesota; Linda Frohlich, UNLV; Kara Lawson, Tennessee; Asjha Jones, Connecticut; Shereka Wright, Purdue.

2003

First Team: Alana Beard, Duke; Diana Taurasi, Connecticut; LaToya Thomas, Mississippi St.; Nicole Ohlde, Kansas St.; Kelly Mazzante, Penn St.

Second Team: Chantelle Anderson, Vanderbilt; Jocelyn Penn, South Carolina; Kara Lawson, Tennessee; Lindsay Whalen, Minnesota; Nicole Powell, Stanford.

Third Team: Stacy Stephens, Texas; Shereka Wright, Purdue; Kendra Wecker, Kansas St.; Plenette Pierson, Texas Tech; Seimone Augustus, LSU.

2004

First Team: Alana Beard, Duke; Diana Taurasi, Connecticut; Kelly Mazzante, Penn St.; Nicole Powell, Stanford; Nicole Ohlde, Kansas St.

Second Team: Chandi Jones, Houston; Shereka Wright, Purdue; Lindsay Whalen, Minnesota; Stacy Stephens, Texas; Vanessa Hayden, Florida.

Third Team: Seimone Augustus, LSU; Shameka Christon, Arkansas; Shyra Ely, Tennessee; Kendra Wecker, Kansas St.; Cappie Pondexter, Rutgers.

2005

First Team: Seimone Augustus, LSU; Kendra Wecker, Kansas St.; Monique Currie, Duke; Jessica Davenport, Ohio St.; Sandora Irvin, TCU.

Second Team: Janel McCarville, Minnesota; Candice Wiggins, Stanford; Sophia Young, Baylor; Temeka Johnson, LSU; Tan White, Mississippi St.

Third Team: Jacqueline Batteast, Notre Dame; Ivory Latta, North Carolina; Tiffany Jackson, Texas; Khara Smith, DePaul; Steffanie Blackmon, Baylor; Tanisha Wright, Penn St.

2006

First Team: Seimone Augustus, LSU; Ivory Latta, North Carolina; Cappie Pondexter, Rutgers; Courtney Paris, Oklahoma; Sophia Young, Baylor.

Second Team: Jessica Davenport, Ohio St.; Monique Currie, Duke; Candice Wiggins, Stanford; Candace Parker, Tennessee; Crystal Langhorne, Maryland.

Third Team: Sylvia Fowles, LSU; Tasha Humphrey, Georgia; Khara Smith, DePaul; Kim Smith, Utah; Candice Dupree, Temple.

U.S. Basketball Writers Association

1988

Suzie McConnell, Penn St.; Michelle Edwards, Iowa; Vickie Orr, Auburn; Sue Wicks, Rutgers; Bridgette Gordon, Tennessee.

1989

Clarissa Davis, Texas; Chana Perry, San Diego St.; Bridgette Gordon, Tennessee; Vickie Orr, Auburn; Vicky Bullett, Maryland.

1990

Jennifer Azzi, Stanford; Dale Hodges, St. Joseph's; Venus Lacy, Louisiana Tech; Andrea Stinson, North Carolina St.; Portia Hill, Stephen F. Austin.

1991

Dawn Staley, Virginia; Dana Chatman, LSU; Genia Miller, Cal St. Fullerton; Delmonica DeHorney, Arkansas; Andrea Stinson, North Carolina St.

1992

Dawn Staley, Virginia; Sheryl Swoopes, Texas Tech; Val Whiting, Stanford; Dena Head, Tennessee; Susan Robinson, Penn St.; MaChelle Joseph, Purdue.

1993

Sheryl Swoopes, Texas Tech; Heidi Gillingham, Vanderbilt; Val Whiting, Stanford; Natalie Williams, UCLA; Lisa Leslie, Southern California.

1994

E.C. Hill, Northern Ill.; Niesa Johnson, Alabama; Lisa Leslie, Southern California; Rebecca Lobo, Connecticut; Nikki McCray, Tennessee; Andrea Nagy, Florida Int'l; Shelley Sheetz, Colorado; Katie Smith, Ohio St.; Necole Tuntil, Iowa; Natalie Williams, UCLA.

1995

Angela Aycock, Kansas; Dana Johnson, Tennessee; Niesa Johnson, Alabama; Vickie Johnson, Louisiana Tech; Rebecca Lobo, Connecticut; Nikki McCray, Tennessee; Andrea Nagy, Florida Int'l; Wendy Palmer, Virginia; Shelley Sheetz, Colorado; Charlotte Smith, North Carolina.

1996

Michi Atkins, Texas Tech; Chamique Holdsclaw, Tennessee; Vickie Johnson, Louisiana Tech; Wendy Palmer, Virginia; Jennifer Rizzotti, Connecticut; Saudia Roundtree, Georgia; Sheri Sam, Vanderbilt; Katie Smith, Ohio St.; Kate Starbird, Stanford; Kara Wolters, Connecticut.

1997

Tamecka Dixon, Kansas; Shalonda Enis, Alabama; La'Keisha Frett, Georgia; Chamique Holdsclaw, Tennessee; Ticha Penicheiro, Old Dominion; Tracy Reid, North Carolina; Nykeshia Sales, Connecticut; Kate Starbird, Stanford; Tina Thompson, Southern California; Kara Walters, Connecticut.

1998

Adia Barnes, Arizona; Alisa Burras, Louisiana Tech; Dominique Canty, Alabama; Kristin Folkl, Stanford; Chamique Holdsclaw, Tennessee; Murriel Page, Florida; Ticha Penicheiro, Old Dominion; Tracy Reid, North Carolina; Nykeshia Sales, Connecticut; Alicia Thompson, Texas Tech.

1999

Svetlana Abrosimova, Connecticut; Angie Braziel, Texas Tech; Dominique Canty, Alabama; Tamika Catchings, Tennessee; Becky Hammon, Colorado St.; Chamique Holdsclaw, Tennessee; Semeka Randall, Tennessee; Tamika Whitmore, Memphis; Amanda Wilson, Louisiana Tech.

2000

Svetlana Abrosimova, Connecticut; Edwina Brown, Texas; Tamika Catchings, Tennessee; Katie Douglas, Purdue; Betty Lennox, Louisiana Tech; Kelly Miller, Georgia; Shea Ralph, Connecticut; Ruth Riley, Notre Dame; Jackie Stiles, Missouri St.; Phylesha Whaley, Oklahoma.

2001

Svetlana Abrosimova, Connecticut; Chantelle Anderson, Vanderbilt; Tamika Catchings, Tennessee; Stacey Dales, Oklahoma; Kara Lawson, Tennessee; Ruth Riley, Notre Dame; Georgia Schweitzer, Duke; Jackie Stiles, Missouri St.; Angie Welle, Iowa.

2002

Chantelle Anderson, Vanderbilt; Alana Beard, Duke; Sue Bird, Connecticut; Swin Cash, Connecticut; Stacey Dales, Oklahoma; Kara Lawson, Tennessee; Nicole Powell, Stanford; Kelly Mazzante, Penn St.; LaToya Thomas, Mississippi St.; Lindsay Whalen, Minnesota.

2003

Chantelle Anderson, Vanderbilt; Alana Beard, Duke; Kara Lawson, Tennessee; Kelly Mazzante, Penn St.; Nicole Ohlde, Kansas St.; Jocelyn Penn, South Carolina; Diana Taurasi, Connecticut; LaToya Thomas, Mississippi St.; Kendra Wecker, Kansas St.; Lindsay Whalen, Minnesota.

2004

First Team: Alana Beard, Duke; Kelly Mazzante, Penn St.; Nicole Ohlde, Kansas St.; Nicole Powell, Stanford; Diana Taurasi, Connecticut.

Second Team: Shyra Ely, Tennessee; Chandi Jones, Houston; Stacy Stephens, Texas; Lindsay Whalen, Minnesota; Shereka Wright, Purdue.

2005

Seimone Augustus, LSU; Monique Currie, Duke; Jessica Davenport, Ohio St.; Sandora Irvin, TCU; Tiffany Jackson, Texas; Tameka Johnson, LSU; Janel McCarville, Minnesota; Kendra Wecker, Kansas St.; Tanisha Wright, Penn St.; Sophia Young, Baylor.

2006

Seimone Augustus, LSU; Monique Currie, Duke; Jessica Davenport, Ohio St.; Crystal Langhorne, Maryland; Ivory Latta, North Carolina; Candace Parker, Tennessee; Courtney Paris, Oklahoma; Cappie Pondexter, Rutgers; Candice Wiggins, Stanford; Sophia Young, Baylor.

John Wooden Women's All-America Team

First presented in 2004. Voted on by 200 media members and women's college basketball experts for the top on-the-court performers evaluated also on academics and character. Named for the legendary former UCLA head coach John Wooden.

2004

Alana Beard, Duke; Kelly Mazzante, Penn St.; Nicole Powell, Stanford; Diana Taurasi, Connecticut; Shereka Wright, Purdue.

2005

Seimone Augustus, LSU; Monique Currie, Duke; Jessica Davenport, Ohio St.; Janel McCarville, Minnesota; Kendra Wecker, Kansas St.

2006

Seimone Augustus, LSU; Monique Currie, Duke; Ivory Latta, North Carolina; Courtney Paris, Oklahoma; Cappie Pondexter, Rutgers.

Bayer Advantage All-Senior Class All-America Team

2003

First Team: Chantelle Anderson, Vanderbilt; Kara Lawson, Tennessee; Ashley McElhiney, Vanderbilt; Jocelyn Penn, South Carolina; LaToya Thomas, Mississippi St.

Second Team: Coretta Brown, North Carolina; Courtney Coleman, Ohio St.; Cheryl Ford, Louisiana Tech; Gwen Jackson, Tennessee; Plenette Pierson, Texas Tech.

2004

First Team: Alana Beard, Duke; Kelly Mazzante, Penn St.; Nicole Ohlde, Kansas St.; Diana Taurasi, Connecticut; Lindsay Whalen, Minnesota.

Second Team: Tera Bjorklund, Colorado; Chandi Jones, Houston; Nicole Powell, Stanford; Stacy Stephens, Texas; Shereka Wright, Purdue.

2005

First Team: Jacqueline Batteast, Notre Dame; Temeka Johnson, LSU; Caitly Matter, Ohio St.; Janel McCarville, Minnesota; Kendra Wecker, Kansas St.

Second Team: Steffanie Blackmon, Baylor; Shyra Ely, Tennessee; Sandora Irvin, TCU; Tan White, Mississippi St.; Tanisha Wright, Penn St.

2006

First Team: Seimone Augustus, LSU; Monique Currie, Duke; Cappie Pondexter, Rutgers; Ann Strother, Connecticut; Sophia Young, Baylor.

Second Team: LaToya Davis, Texas Tech; Megan Duffy, Notre Dame; Candice Dupree, Temple; Liz Shimek, Michigan St.; Barbara Turner, Connecticut.

Daktronics Division II All-America Teams

FIRST TEAMS**2000**

Caroline Boclair, Delta St.; Jackie Bucher, Abilene Christian; Theresa Carroll, Philadelphia U.; Jayne Even, North Dakota St.; Tara Holloway, Emporia St.

2001

Amanda Baker, Cal St. Bakersfield; Emily Bloss, Emporia St.; Caroline Boclair, Delta St.; Brandi Green, West Tex. A&M; Theresa LeCuyer, North Dakota.

2002

Michelle Cottrell, Northern Ky.; Heather Garay, Cal St. Bakersfield; Amba Kongolo, N.C. Central; Lauri McIntosh, Cal Poly Pomona; Denise Shelton, Mars Hill.

2003

Alice Duesing, Lake Superior St.; Heather Garay, Cal St. Bakersfield; Mandy Koupal, South Dakota; Melissa Parker, South Dakota St.; Becky Siembak, California (Pa.).

2004

Candice Allen, Cal Poly Pomona; Crystal Clary, Lenoir-Rhyne; Mandy Koupal, South Dakota; Marisa Leighton, North Dakota; Sara McKinney, California (Pa.).

2005

Candice Allen, Cal Poly Pomona; Lindsey Dietz, Minn. Duluth; Carone Harris, Central Ark.; Erika Quigley, St. Cloud St.; Lucrecia West, Fla. Southern.

2006

Tanetra Barrett, Wingate; Jennifer Harris, Washburn; Lisa Lee, Charleston (W.V.); Erika Quigley, St. Cloud St.; Nikki Reams, Grand Valley St.

D3hoops.com All-America Teams

First presented in 1997-98, the team is selected by sports information directors around the country.

FIRST TEAMS**1998**

Alia Fischer, Washington-St. Louis
Katie Haley, McDaniel
Misty Hart, Chris. Newport
Ronda Jo Miller, Gallaudet
Suzy Venet, Mount Union

1999

Kathleen Higgins, Williams
Ronda Jo Miller, Gallaudet
Kelly Morrison, DePauw
Joanne Polakoski, King's (Pa.)
Kristen Venne, Susquehanna

2000

Jayne Anderson, Wis.-Eau Claire
Alia Fischer, Washington-St. Louis
Kelly Halpin, Scranton
Ronda Jo Miller, Gallaudet
Joanne Polakoski, King's (Pa.)

2001

Meg Frazier, Hendrix
Alison Grubbs, Lake Forest
Kendra Meyer, Capital
Tasha Rodgers, Washington-St. Louis
Kate Smith, Cortland St.

2002

Kendra Anderson, Hardin-Simmons
Jill Dewane, Lakeland
Kari Groshek, Wis.-Stevens Point
Heather Kile, Swarthmore
Missy Pederson, St. Thomas (Minn.)

2003

Kendra Anderson, Hardin-Simmons
Michelle Barlau, St. Benedict
Amy Campion, Salisbury
Allison Coleman, Eastern Conn. St.
Amanda Kerkstra, Hope

2004

Allison Coleman, Eastern Conn. St.
Courtney Johnson, Pacific Lutheran
Tara Rausch, Wilmington (Ohio)
Lora Trenkle, Bowdoin
Tiffini Varrasse, King's (Pa.)

2005

Amanda Nechuta, Wis.-Stevens Point
Tara Rohde, Trinity (Tex.)
Megan Silva, Randolph-Macon
Leigh Sulkowski, Wash. & Jeff.
Olivia Zurek, Bates

2006

Kelsey Duoss, Wis.-Stout
Eileen Flaherty, Bowdoin
Ashley Marble, Southern Me.
Megan Silva, Randolph-Macon
Leigh Sulkowski, Wash. & Jeff.

Annual Awards

The Associated Press Player of the Year

Year	Player, Team
1995	Rebecca Lobo, Connecticut
1996	Jennifer Rizzotti, Connecticut
1997	Kara Wolters, Connecticut
1998	Chamique Holdsclaw, Tennessee
1999	Chamique Holdsclaw, Tennessee
2000	Tamika Catchings, Tennessee
2001	Ruth Riley, Notre Dame
2002	Sue Bird, Connecticut
2003	Diana Taurasi, Connecticut
2004	Alana Beard, Duke
2005	Seimone Augustus, LSU
2006	Seimone Augustus, LSU

U.S. Basketball Writers Association Player of the Year

Year	Player, Team
1994	Lisa Leslie, Southern California
1998	Chamique Holdsclaw, Tennessee
1999	Chamique Holdsclaw, Tennessee
2000	Tamika Catchings, Tennessee
2001	Ruth Riley, Notre Dame
2002	Sue Bird, Connecticut
2003	Diana Taurasi, Connecticut
2004	Alana Beard, Duke
2005	Seimone Augustus, LSU
2006	Ivory Latta, North Carolina

Naismith Trophy Finalists

These teams represent the finalists for the Naismith Trophy, presented by the Atlanta Tip-Off Club.

1983

Anne Donovan, Old Dominion; Valerie Still, Kentucky; Cheryl Miller, Southern California; LaTaunya Pollard, Long Beach St.; Janice Lawrence, Louisiana Tech.

1984

Cheryl Miller, Southern California; Janet Harris, Georgia; Janice Lawrence, Louisiana Tech; Kim Mulkey, Louisiana Tech; Medina Dixon, Old Dominion.

1985

Cheryl Miller, Southern California; Janet Harris, Georgia; Medina Dixon, Old Dominion; Andrea Lloyd, Texas; Pam Gant, Louisiana Tech.

1986

Cheryl Miller, Southern California; Cindy Brown, Long Beach St.; Teresa Edwards, Georgia; Kamie Ethridge, Texas; Andrea Lloyd, Texas.

1987

Clarissa Davis, Texas; Cindy Brown, Long Beach St.; Katrina McClain, Georgia; Andrea Lloyd, Texas; Clemette Haskins, Western Ky.

1988

Michelle Edwards, Iowa; Bridgette Gordon, Tennessee; Vickie Orr, Auburn; Teresa Weatherspoon, Louisiana Tech; Sue Wicks, Rutgers.

1989

Vickie Orr, Auburn; Vicky Bullett, Maryland; Bridgette Gordon, Tennessee; Clarissa Davis, Texas; Penny Toler, Long Beach St.

1990

Jennifer Azzi, Stanford; Venus Lacy, Louisiana Tech; Dale Hodges, St. Joseph's; Paulette Jordan, UNLV; Andrea Stinson, North Carolina St.

1992

Susan Robinson, Penn St.; MaChelle Joseph, Purdue; Val Whiting, Stanford; Dena Head, Tennessee; Dawn Staley, Virginia.

1995

Niesa Johnson, Alabama; Rebecca Lobo, Connecticut; Nikki McCray, Tennessee; Shelley Sheetz, Colorado; Charlotte Smith, North Carolina.

1996

Jennifer Rizzotti, Connecticut; Saudia Roundtree, Georgia; Vickie Johnson, Louisiana Tech; Kate Starbird, Stanford; La'Keshia Frett, Georgia.

1997

La'Keisha Frett, Georgia; Chamique Holdsclaw, Tennessee; Nykesha Sales, Connecticut; Kate Starbird, Stanford; Kara Wolters, Connecticut.

1998

Chamique Holdsclaw, Tennessee; Nykesha Sales, Connecticut; Ticha Penicheiro, Old Dominion; Kristin Folk, Stanford; Tracy Reid, North Carolina.

1999

Chamique Holdsclaw, Tennessee; Stephanie White-McCarty, Purdue; Svetlana Abrosimova, Connecticut; Becky Hammon, Colorado St.; Tamika Catchings, Tennessee.

2000

Tamika Catchings, Tennessee; Svetlana Abrosimova, Connecticut; Shea Ralph, Connecticut; Kelly Miller, Georgia; Semeka Randall, Tennessee.

2001

Svetlana Abrosimova, Connecticut; Chantelle Anderson, Vanderbilt; Sue Bird, Connecticut; Tamika Catchings, Tennessee; Katie Douglas, Purdue; Marie Ferdinand, LSU; Brandi McCain, Florida; Coco Miller, Georgia; Kelly Miller, Georgia; Shea Ralph, Connecticut; Ruth Riley, Notre Dame; Georgia Schweitzer, Duke; Michelle Snow, Tennessee; Jackie Stiles, Missouri St.

2002

Chantelle Anderson, Vanderbilt; Alana Beard, Duke; Sue Bird, Connecticut; Swin Cash, Connecticut; LaNeisha Caufield, Oklahoma; Stacey Dales, Oklahoma; Deanna Jackson, UAB; Gwen Jackson, Tennessee; Sheila Lambert, Baylor; Kara Lawson, Tennessee; Kelly Mazzante, Penn St.; Brandi McCain, Florida; Nicole Powell, Stanford; Michelle Snow, Tennessee; Diana Taurasi, Connecticut; LaToya Thomas, Mississippi St.; Ayana Walker, Louisiana Tech; Angie Welle, Iowa St.; Tamika Williams, Connecticut; Shereka Wright, Purdue.

2003

Chantelle Anderson, Vanderbilt; Alana Beard, Duke; Kara Braxton, Georgia; Coretta Brown, North Carolina; Shameka Christon, Arkansas; Gwen Jackson, Tennessee; Kara Lawson, Tennessee; Kelly Mazzante, Penn St.; Nicole Ohlde, Kansas St.; Jocelyn Penn, South Carolina; Plenette Pierson, Texas Tech; Nicole Powell, Stanford; Aiysha Smith, LSU; Stacy Stephens, Texas; Diana Taurasi, Connecticut; LaToya Thomas, Mississippi St.; Iciss Tillis, Duke; Kendra Wecker, Kansas St.; Lindsay Whalen, Minnesota; Shereka Wright, Purdue.

2004

Seimone Augustus, LSU; Jacqueline Batteast, Notre Dame; Alana Beard, Duke; Tera Bjorklund, Colorado; Jamie Carey, Texas; Shameka Christon, Arkansas; Shyra Ely, Tennessee; Trina Frierson, Louisiana Tech; Chandi Jones, Houston; Kelly Mazzante, Penn St.; Nicole Ohlde, Kansas St.; Cappie Pondexter, Rutgers; Nicole Powell, Stanford; Stacy Stephens, Texas; Diana Taurasi, Connecticut; Christi Thomas, Georgia; Iciss Tillis, Duke; Kendra Wecker, Kansas St.; Lindsay Whalen, Minnesota; Shereka Wright, Purdue.

2005

Seimone Augustus, LSU; Monique Currie, Duke; Jessica Davenport, Ohio St.; Sandora Irvin, TCU.

2006

Seimone Augustus, LSU; Ivory Latta, North Carolina; Courtney Paris, Oklahoma; Cappie Pondexter, Rutgers.

Naismith Trophy

First presented in 1983 by the Atlanta Tip-Off Club and voted on by a panel of media and coaches. Named after Dr. James Naismith, inventor of basketball. Goes to the Player of the Year.

Year Player, Team

1983	Anne Donovan, Old Dominion
1984	Cheryl Miller, Southern California
1985	Cheryl Miller, Southern California
1986	Cheryl Miller, Southern California
1987	Clarissa Davis, Texas
1988	Sue Wicks, Rutgers
1989	Clarissa Davis, Texas
1990	Jennifer Azzi, Stanford
1991	Dawn Staley, Virginia
1992	Dawn Staley, Virginia
1993	Sheryl Swoopes, Texas Tech
1994	Lisa Leslie, Southern California
1995	Rebecca Lobo, Connecticut
1996	Saudia Roundtree, Georgia
1997	Kate Starbird, Stanford
1998	Chamique Holdsclaw, Tennessee
1999	Chamique Holdsclaw, Tennessee
2000	Tamika Catchings, Tennessee
2001	Ruth Riley, Notre Dame
2002	Sue Bird, Connecticut
2003	Diana Taurasi, Connecticut
2004	Diana Taurasi, Connecticut
2005	Seimone Augustus, LSU
2006	Seimone Augustus, LSU

State Farm Wade Trophy/Division I Player of the Year

Co-sponsored by the Women's Basketball Coaches Association and State Farm Insurance, the Wade Trophy/Players of the Year Program honors the national women's basketball player of the year in NCAA Division I.

Named for the late, legendary three-time national champion Delta State (Miss.) University coach Margaret Wade, the Wade Trophy is the first and the most prestigious award bestowed on an NCAA Division I women's basketball player. The award was first presented in 1978 to Carol Blazejowski, now vice president and general manager for the WNBA's New York Liberty. State Farm's sponsorship began in 2003.

Year Player, Team

1978	Carol Blazejowski, Montclair St.
1979	Nancy Lieberman, Old Dominion
1980	Nancy Lieberman, Old Dominion
1981	Lynette Woodard, Kansas
1982	Pam Kelly, Louisiana Tech
1983	LaTaunya Pollard, Long Beach St.
1984	Janice Lawrence, Louisiana Tech
1985	Cheryl Miller, Southern California
1986	Kamie Ethridge, Texas
1987	Shelly Pennefather, Villanova
1988	Teresa Weatherspoon, Louisiana Tech
1989	Clarissa Davis, Texas
1990	Jennifer Azzi, Stanford
1991	Daedra Charles, Tennessee
1992	Susan Robinson, Penn St.
1993	Karen Jennings, Nebraska
1994	Carol Ann Shudlick, Minnesota
1995	Rebecca Lobo, Connecticut
1996	Jennifer Rizzotti, Connecticut
1997	DeLisha Milton, Florida
1998	Ticha Penicheiro, Old Dominion
1999	Stephanie White-McCarty, Purdue
2000	Edwina Brown, Texas
2001	Jackie Stiles, Missouri St.
2002	Sue Bird, Connecticut
2003	Diana Taurasi, Connecticut
2004	Alana Beard, Duke
2005	Seimone Augustus, LSU
2006	Seimone Augustus, LSU

John R. Wooden Award

First presented in 2004 to college basketball's top women's player. The recipient is selected from the five-player John Wooden Women's all-America Team. Named for legendary former UCLA basketball coach John Wooden.

Year	Player, Team
2004	Alana Beard, Duke
2005	Seimone Augustus, LSU
2006	Seimone Augustus, LSU

Bayer Advantage Senior CLASS Award

First presented in 2002 to the outstanding senior NCAA Division I women's basketball player.

Year	Player, Team
2002	Sue Bird, Connecticut
2003	LaToya Thomas, Mississippi St.
2004	Alana Beard, Duke
2005	Kendra Wecker, Kansas St.
2006	Seimone Augustus, LSU

Frances Pomeroy Naismith Award

First presented in 1984 to the outstanding female senior collegian 5-8 or under in height. Nominated and selected by the WBCA and presented by the Naismith Basketball Hall of Fame.

Year	Player, Team
1984	Kim Mulkey, Louisiana Tech
1985	Maria Stack, Georgia
1986	Kamie Ethridge, Texas
1987	Rhonda Windham, Southern California
1988	Suzie McConnell, Penn St.
1989	Paulette Backstrom, Bowling Green
1990	Julie Dabrowski, New Hampshire
1991	Shanya Evans, Providence
1992	Rosemary Kosiorek, West Virginia
1993	Dena Evans, Virginia
1994	Nicole Levesque, Wake Forest
1995	Amy Dodrill, Johns Hopkins
1996	Jennifer Rizzotti, Connecticut
1997	Jennifer Howard, North Carolina St.
1998	Angie Arnold, Johns Hopkins
1999	Becky Hammon, Colorado St.
2000	Helen Darling, Penn St.
2001	Niele Ivey, Notre Dame
2002	Sheila Lambert, Baylor
2003	Kara Lawson, Tennessee
2004	Erika Valek, Purdue
2005	Tan White, Mississippi St.
2006	Megan Duffy, Notre Dame

Honda-Broderick Cup

First presented in 1977 by Thomas Broderick. Honda has presented the award since 1987. The award recognizes the collegiate woman athlete of the year. The players listed below represent the Honda Award athlete of the year in the sport of women's basketball. The Honda Awards Program has completed its 28th year and recognizes the top women collegiate athletes in each of 12 sports.

Year	Player, Team
1977	Lusia Harris, Delta St.
1978	Ann Meyers, UCLA
1979	Nancy Lieberman, Old Dominion
1986	Kamie Ethridge, Texas
1988	Teresa Weatherspoon, Louisiana Tech
1991	Dawn Staley, Virginia
1995	Rebecca Lobo, Connecticut

Year	Player, Team
1996	Jennifer Rizzotti, Connecticut
1998	Chamique Holdsclaw, Tennessee
2000	Shea Ralph, Connecticut
2001	Jackie Stiles, Missouri St.
2002	Sue Bird, Connecticut
2003	Diana Taurasi, Connecticut
2004	Diana Taurasi, Connecticut
2005	Seimone Augustus, LSU

State Farm/WBCA Divisions II and III Players of the Year

First presented in 1983 and voted on by Women's Basketball Coaches Association membership. Presented to the best players in Divisions II and III. Division I players were included until 2001. Presented by Champion from 1983-94, Rawlings from 1995-02 and State Farm from 2003.

Year	Player, Team
1983	Div. I: Anne Donovan, Old Dominion Div. II: Jackie White, Cal Poly Pomona Div. III: Margie O'Brien, Clark (Mass.)
1984	Div. I: Janice Lawrence, Louisiana Tech Div. II: Carla Eades, Central Mo. St. Div. III: Page Lutz, Elizabethtown
1985	Div. I: Cheryl Miller, Southern California Div. II: Rosie Jones, Central Mo. St. Div. III: Deanna Kyle, Scranton
1986	Div. I: Cheryl Miller, Southern California Div. II: Vickie Mitchell, Cal Poly Pomona Div. III: Jane Meyer, Elizabethtown
1987	Div. I: Katrina McClain, Georgia Div. II: Debra Larsen, Cal Poly Pomona Div. III: Shelley Parks, Scranton
1988	Div. I: Michelle Edwards, Iowa Div. II: Vanessa Wells, West Tex. A&M Div. III: Jessica Beachy, Concordia-M'head
1989	Div. I: Clarissa Davis, Texas Div. II: Cathy Gooden, Cal Poly Pomona Div. III: Kirsten Dumford, Cal St. Stanislaus
1990	Div. I: Venus Lacy, Louisiana Tech Div. II: Crystal Hardy, Delta St. Div. III: Susan Heidt, St. John Fisher
1991	Div. I: Dawn Staley, Virginia Div. II: Tracy Saunders, Norfolk St. Div. III: Ann Gilbert, Oberlin
1992	Div. I: Dawn Staley, Virginia Div. II: Mindy Young, Pitt-Johnstown Div. III: Kathy Beck, Moravian
1993	Div. I: Sheryl Swoopes, Texas Tech Div. II: Yolanda Griffith, Fla. Atlantic Div. III: Laurie Trow, St. Thomas (Minn.)
1994	Div. I: Lisa Leslie, Southern California Div. II: Tammy Greene, Philadelphia U. Div. III: Laura Schmelzer, Capital
1995	Div. I: Rebecca Lobo, Connecticut Div. II: Sheri Kleinsasser, North Dakota Div. III: Emilie Hanson, Central (Iowa)
1996	Div. I: Saudia Roundtree, Georgia Div. II: Jennifer Clarkson, Abilene Christian Div. III: Wendy Wangerin, Wis.-Oshkosh
1997	Div. I: Kate Starbird, Stanford Div. II: Kasey Morlock, North Dakota St. Div. III: Corinne Carson, Marymount (Va.)
1998	Div. I: Chamique Holdsclaw, Tennessee Div. II: Jenny Crouse, North Dakota Div. III: Alia Fischer, Washington-St. Louis
1999	Div. I: Chamique Holdsclaw, Tennessee Div. II: Jenny Crouse, North Dakota Div. III: Alia Fischer, Washington-St. Louis
2000	Div. I: Tamika Catchings, Tennessee Div. II: Jayne Even, North Dakota St. Div. III: Alia Fischer, Washington-St. Louis
2001	Div. II: Theresa LeCuyer, North Dakota Div. III: Tasha Rodgers, Washington-St. Louis

Year	Player, Team
2002	Div. II: Lauri McIntosh, Cal Poly Pomona Div. III: Meredith Eisenhut, St. Lawrence
2003	Div. II: Becky Siembak, California (Pa.) Div. III: Kendra Anderson, Hardin-Simmons
2004	Div. II: Mandy Koupal, South Dakota Div. III: Allison Coleman, Eastern Conn. St.
2005	Div. II: Candice Allen, Cal Poly Pomona Div. III: Amanda Nechuta, Wis.-Stevens Point
2006	Div. II: Jennifer Harris, Washburn Div. III: Megan Silva, Randolph-Macon

Ed Steitz Award

Named in honor of the "father" of the collegiate three-point shot. Awarded by the Tip-Off Classic Committee to the nation's top Division I male (since 1991) and female (since 1995) three-point shooter by percentage.

Year	Player, Team
1995	Heather Prater, Middle Tenn.
1996	Kelly DeLong, Western Mich.
1997	Chrissy Roberts, Eastern Ky.
1998	Sarah Lenschow, Valparaiso
1999	Wendi Willits, Arkansas
2000	Courtney Banghart, Dartmouth
2001	Allison Clark, Tennessee Tech
2002	Valerie King, Cincinnati
2003	Caitly Matter, Ohio St.
2004	Kathy Joes, George Washington
2006	Caroline Williams, Vanderbilt

Nancy Lieberman Award

First presented in 2000 to the nation's best ball-handler. The criterion for the award is the floor leadership, play-making and ball-handling skills that personified the legendary Nancy Lieberman during her college career. Lieberman is a member of the Naismith Memorial Basketball Hall of Fame. Associated Press sportswriters, from across the country, nominate the finalists and select the eventual winner. The award is presented annually by the Rotary Club of Detroit.

Year	Player, Team
2000	Sue Bird, Connecticut
2001	Sue Bird, Connecticut
2002	Sue Bird, Connecticut
2003	Diana Taurasi, Connecticut
2004	Diana Taurasi, Connecticut
2005	Temeka Johnson, LSU
2006	Ivory Latta, North Carolina

Daktronics Division II Player of the Year

First presented in 1995 by Daktronics, Inc., to the Player of the Year in Division II.

Year	Player, Team
1995	Jennifer Clarkson, Abilene Christian
1996	Jennifer Clarkson, Abilene Christian
1997	No player selected
1998	Konecka Drakeford, Johnson Smith
1999	Jenny Crouse, North Dakota
2000	Tara Holloway, Emporia St.
2001	Emily Bloss, Emporia St.
2002	Lauri McIntosh, Cal Poly Pomona
2003	Mandy Koupal, South Dakota
2004	Mandy Koupal, South Dakota
2005	Candice Allen, Cal Poly Pomona
2006	Jennifer Harris, Washburn

Coaching Awards

The Associated Press Coach of the Year

Year	Coach, Team
1995	Geno Auriemma, Connecticut
1996	Angie Lee, Iowa
1997	Geno Auriemma, Connecticut
1998	Pat Summitt, Tennessee
1999	Carolyn Peck, Purdue
2000	Geno Auriemma, Connecticut
2001	Muffet McGraw, Notre Dame
2002	Brenda Oldfield, Minnesota
2003	Geno Auriemma, Connecticut
2004	Joe Curl, Houston
2005	Joanne McCallie, Michigan St.
2006	Sylvia Hatchell, North Carolina

Naismith Coach of the Year

Year	Coach, Team
1987	Pat Summitt, Tennessee
1988	Leon Barmore, Louisiana Tech
1989	Pat Summitt, Tennessee
1990	Tara VanDerveer, Stanford
1991	Debbie Ryan, Virginia
1992	Chris Weller, Maryland
1993	Vivian Stringer, Iowa
1994	Pat Summitt, Tennessee
1995	Geno Auriemma, Connecticut
1996	Andy Landers, Georgia
1997	Geno Auriemma, Connecticut
1998	Pat Summitt, Tennessee
1999	Carolyn Peck, Purdue
2000	Geno Auriemma, Connecticut
2001	Muffet McGraw, Notre Dame
2002	Geno Auriemma, Connecticut
2003	Gail Goestenkers, Duke
2004	Pat Summitt, Tennessee
2005	Pokey Chatman, LSU
2006	Sylvia Hatchell, North Carolina

U.S. Basketball Writers Association Coach of the Year



Photo by Suzanne Ouellette/NCAA Photos
North Carolina coach Sylvia Hatchell led her team to the 2006 Final Four and was named coach of the year by the Associated Press, U.S. Basketball Writers Association and Naismith.

Year	Coach, Team
1994	Ceal Barry, Colorado
1998	Pat Summitt, Tennessee
1999	Carolyn Peck, Purdue
2000	Andy Landers, Georgia
2001	Muffet McGraw, Notre Dame
2002	Brenda Oldfield, Minnesota
2003	Geno Auriemma, Connecticut
2004	Joe Curl, Houston
2005	Pokey Chatman, LSU
2006	Sylvia Hatchell, North Carolina

John & Nellie Wooden Award

Presented from 1997-01 to the nation's top women's basketball coach by the Utah Tip Off Club. The award is named in honor of the late Nellie Wooden, wife of the renowned UCLA coach John Wooden.

Year	Coach, Team
1997	Jody Conradt, Texas
1998	Pat Summitt, Tennessee
1999	Carolyn Peck, Purdue
2000	Kay Yow, North Carolina St.
2001	Elaine Elliott, Utah

Russell Athletic/WBCA Coach of the Year

First presented in 1983 by the Women's Basketball Coaches Association membership.

Year	Coach, Team
1983	Div. I: Pat Summitt, Tennessee Div. II: Jorja Hoehn, Central Mo. St. Div. III: Wayne Morgan, North Central (Ill.)
1984	Div. I: Jody Conradt, Texas Div. II: Linda Makowski, Dayton Div. III: A.J. Stovall, Rust
1985	Div. I: Jim Foster, St. Joseph's Div. II: Jorja Hoehn, Central Mo. St. Div. III: Mike Strong, Scranton
1986	Div. I: Jody Conradt, Texas Div. II: Brenda Reilly, Central Conn. St. Div. III: Tim Shea, Salem St.
1987	Div. I: Theresa Grentz, Rutgers Div. II: Nancy Winstel, Northern Ky. Div. III: Linda Wunder, Wis.-Stevens Point
1988	Div. I: Vivian Stringer, Iowa Div. II: Darlene May, Cal Poly Pomona Div. III: Duane Siverson, Concordia-M'head
1989	Div. I: Tara VanDerveer, Stanford Div. II: Jane Williamson, West Ga. Div. III: LeAnn Heinrich, Cal St. Stanislaus
1990	Div. I: Kay Yow, North Carolina St. Div. II: Darlene May, Cal Poly Pomona Div. III: Sue Wise, Hope
1991	Div. I: Rene Portland, Penn St. Div. II: James Sweat, Norfolk St. Div. III: Donna Newberry, Muskingum
1992	Div. I: Ferne Labati, Miami (Fla.) Div. II: Barbara Stevens, Bentley Div. III: Mary Beth Spirk, Moravian
1993	Div. I: Vivian Stringer, Iowa Div. II: Amy Ruley, North Dakota St. Div. III: Mike Durbin, St. Benedict
1994	Div. I: Marsha Sharp, Texas Tech Div. II: Paula Sullivan, Stonehill Div. III: Dixie Jeffers, Capital
1995	Div. I: Pat Summitt, Tennessee Div. II: Jorja Hoehn, UC Davis Div. III: Dixie Jeffers, Capital

Year	Coach, Team
1996	Div. I: Leon Barmore, Louisiana Tech Div. II: Suzanne Fox, Abilene Christian Div. III: Kathi Bennett, Wis.-Oshkosh
1997	Div. I: Geno Auriemma, Connecticut Div. II: Bob Schneider, West Tex. A&M Div. III: Lisa Stone, Wis.-Eau Claire
1998	Div. I: Pat Summitt, Tennessee Div. II: Cindy Stein, Emporia St. Div. III: Mike Durbin, St. Benedict
1999	Div. I: Carolyn Peck, Purdue Div. II: Barbara Stevens, Bentley Div. III: Pam Ruder, Wis.-Oshkosh
2000	Div. I: Geno Auriemma, Connecticut Div. II: Nancy Winstel, Northern Ky. Div. III: Nancy Fahey, Washington-St. Louis
2001	Div. I: Muffet McGraw, Notre Dame Div. II: Barbara Stevens, Bentley Div. III: Nan Carney-DeBord, Ohio Wesleyan
2002	Div. I: Geno Auriemma, Connecticut Div. II: Paul Thomas, Cal Poly Pomona Div. III: Kris Huffman, DePauw
2003	Div. I: Gail Goestenkers, Duke Div. II: Gordy Presnell, Seattle Pacific Div. III: Tonja Englund, Wis.-Eau Claire
2004	Div. I: Rene Portland, Penn St. Div. II: Gordy Presnell, Seattle Pacific Div. III: Stefanie Pemper, Bowdoin
2005	Div. I: Pokey Chatman, LSU Div. II: Dawn Plitzuweit, Grand Valley St. Div. III: Gary Fifield, Southern Me.
2006	Div. I: Sylvia Hatchell, North Carolina Div. II: Glenn Wilkes, Jr., Rollins Div. III: Brian Morehouse, Hope

Carol Eckman Award

First presented in 1986 to an active WBCA coach who shows spirit, integrity and courage in coaching women's basketball. The award is named in honor of the late Carol Eckman, former West Chester coach, who died in 1985.

Year	Coach, Team
1986	Laura Mapp, Bridgewater (Va.)
1987	Jody Conradt, Texas
1988	Kay Yow, North Carolina St.
1989	Linda Hill-MacDonald, Minnesota
1990	Maryalyce Jeremiah, Cal St. Fullerton
1991	Marian Washington, Kansas
1992	Jill Hutchison, Illinois St.
1993	C. Vivian Stringer, Iowa
1994	Sue Gunter, LSU
1995	Ceal Barry, Colorado
1996	Joann Rutherford, Missouri
1997	Amy Ruley, North Dakota St.
1998	Kay James, Southern Miss.
1999	Susan Summons, Miami-Dade
2000	Kathy Delaney-Smith, Harvard
2001	Julie B. Simpson, Marshall
2002	Barbara Stevens, Bentley
2003	Marsha Sharp, Texas Tech
2004	Deirdre Kane, West Chester
2005	Bonnie Henrickson, Kansas
2006	Gail Goestenkers, Duke

Other Honors

United States Olympic Teams

1976 in Montreal, Canada (Silver Medal)

Cindy Brogdon, Mercer
Nancy Dunkle, Cal St. Fullerton
Lusia Harris, Delta St.
Pat Head, Tennessee
Charlotte Lewis, Illinois St.
Nancy Lieberman, Far Rockaway, Queens, N.Y.
Gail Marquis, Queens, N.Y.
Ann Meyers, UCLA
Mary Anne O'Connor, Southern Conn. St.
Patricia Roberts, Emporia St.
Sue Rojcewicz, Southern Conn. St.
Juliene Simpson, John F. Kennedy
Coach: Billie Moore, Cal St. Fullerton
Assistant: Sue Gunter, Stephen F. Austin

1980 in Moscow, Russia (Boycotted)

Carol Blazejowski, Montclair St.
Denise Curry, UCLA
Anne Donovan, Old Dominion
Tara Heiss, Maryland
Kris Kirchner, Maryland
Debra Miller, Boston U.
Cindy Noble, Tennessee
LaTaunya Pollard, Long Beach St.
Jill Rankin, Tennessee
Rosie Walker, Stephen F. Austin
Holly Warlick, Tennessee
Lynette Woodard, Kansas
Coach: Sue Gunter, Stephen F. Austin
Assistant: Pat Head, Tennessee

1984 in Los Angeles (Gold Medal)

Cathy Boswell, Illinois St.
Denise Curry, UCLA
Anne Donovan, Old Dominion
Teresa Edwards, Georgia
Lea Henry, Tennessee
Janice Lawrence, Louisiana Tech
Pam McGee, Southern California
Cheryl Miller, Southern California
Kim Mulkey, Louisiana Tech
Cindy Noble, Tennessee
Carol Menken Schaudt, Oregon St.
Lynette Woodard, Kansas
Coach: Pat Head Summitt, Tennessee
Assistants: Kay Yow, North Carolina St.; Nancy Darsch, Tennessee

1988 in Seoul, South Korea (Gold Medal)

Cindy Brown, Long Beach St.
Vicky Bullett, Maryland
Cynthia Cooper, Southern California
Anne Donovan, Old Dominion
Teresa Edwards, Georgia
Kamie Ethridge, Texas
Jennifer Gillom, Mississippi
Bridgette Gordon, Tennessee
Andrea Lloyd, Texas
Katrina McClain, Georgia
Suzie McConnell, Penn St.
Teresa Weatherspoon, Louisiana Tech
Coach: Kay Yow, North Carolina St.
Assistants: Susan Yow, Drake; Sylvia Hatchell, North Carolina

1992 in Barcelona, Spain (Bronze Medal)

Vicky Bullett, Maryland
Deadra Charles, Tennessee
Cynthia Cooper, Southern California
Clarissa Davis, Texas
Medina Dixon, Old Dominion
Teresa Edwards, Georgia
Tammy Jackson, Florida
Carolyn Jones, Auburn
Katrina McClain, Georgia
Suzie McConnell, Penn St.
Vickie Orr, Auburn
Teresa Weatherspoon, Louisiana Tech
Coach: Theresa Grentz, Rutgers
Assistants: Lin Dunn, Purdue; Jim Foster, Vanderbilt; Linda Hargrove, Wichita St.

1996 in Atlanta (Gold Medal)

Jennifer Azzi, Stanford
Ruthie Bolton, Auburn

Teresa Edwards, Georgia
Venus Lacy, Louisiana Tech
Lisa Leslie, Southern California
Rebecca Lobo, Connecticut
Katrina McClain, Georgia
Nikki McCray, Tennessee
Carla McGhee, Tennessee
Dawn Staley, Virginia
Katy Steding, Stanford
Sheryl Swoopes, Texas Tech
Coach: Tara VanDerveer, Stanford
Assistants: Ceal Barry, Colorado; Nancy Darsch, Ohio St.; Marian Washington, Kansas

2000 in Sydney, Australia (Gold Medal)

Ruthie Bolton-Holifield, Auburn
Teresa Edwards, Georgia
Yolanda Griffith, Fla. Atlantic
Chamique Holdsclaw, Tennessee
Lisa Leslie, Southern California
Nikki McCray, Tennessee
DeLisha Milton, Florida
Katie Smith, Ohio St.
Dawn Staley, Virginia
Sheryl Swoopes, Texas Tech
Natalie Williams, UCLA
Kara Wolters, Connecticut
Coach: Nell Fortner, USA Basketball
Assistants: Geno Auriemma, Connecticut; Peggy Gillom, Texas A&M.

2004 in Athens, Greece (Gold Medal)

Sue Bird, Connecticut
Swin Cash, Connecticut
Tamika Catchings, Tennessee
Yolanda Griffith, Fla. Atlantic
Shannon Johnson, South Carolina
Lisa Leslie, Southern California
Ruth Riley, Notre Dame
Katie Smith, Ohio St.
Dawn Staley, Virginia
Sheryl Swoopes, Texas Tech
Diana Taurasi, Connecticut
Tina Thompson, Southern California
Coach: Van Chancellor (Mississippi), Houston Comets
Assistants: Anne Donovan (Old Dominion), Seattle Storm; Gail Goostenkors, Duke; C. Vivian Stringer, Rutgers.
Note: DeLisha Milton-Jones, Florida alumna, was named as a 2004 team member, but injured her knee and was unable to compete in Athens.

NCAA Team of the Decade—1980s

Selected in 1991 by a panel of media and former and current members of the NCAA Division I Women's Basketball Committee. Players must have played in a Women's Final Four.

Cheryl Miller, Southern California, captain
Janice Lawrence, Louisiana Tech
Teresa Weatherspoon, Louisiana Tech
Clarissa Davis, Texas; Bridgette Gordon, Tennessee

Silver Anniversary Kodak All-America Team

Selected in 1999 and voted on by nearly 100 national sports media to select the Top 10 Division I Kodak All-Americans of all time.

Player, School	All-American Years
Carol Blazejowski, Montclair St.	1976-77-78
Teresa Edwards, Georgia	1985-86
Lusia Harris, Delta St.	1975-76-77
Chamique Holdsclaw, Tennessee	1996-97-98-99
Nancy Lieberman, Old Dominion	1978-79-80
Ann Meyers, UCLA	1975-76-77-78
Cheryl Miller, Southern California	1983-84-85-86
Dawn Staley, Virginia	1990-91-92
Sheryl Swoopes, Texas Tech	1992-93
Lynette Woodard, Kansas	1978-79-80-81

NCAA Women's Basketball 25th Anniversary Team

An expert panel consisting of administrators, former coaches, representatives from the Women's Basketball Coaches Association (WBCA), the Women's Basketball Hall of Fame and members of the media used historical data and results from online public voting to make the selections based on each individual's achievements during NCAA championship competition.

Div. I

Player, School

Bridgette Gordon, Tennessee
Chamique Holdsclaw, Tennessee
Cheryl Miller, Southern California
Sheryl Swoopes, Texas Tech
Diana Taurasi, Connecticut

Coach, School

Pat Summitt, Tennessee

Div. II

Player, School

Niki Bracken, Cal Poly Pomona
Michelle Cottrell, Northern Kentucky
Jenny Crouse, North Dakota
Carla Eades, Central Mo. St.
Kasey Morlock, North Dakota St.

Coach, School

Amy Ruel, North Dakota St.

Div. III

Player, School

Jessica Beachy, Concordia-M'head
Alia Fischer, Washington-St. Louis
Page Lutz, Elizabethtown
Tasha Rodgers, Washington-St. Louis
Laurie Trow, St. Thomas (Minn.)

Coach, School

Nancy Fahey, Washington-St. Louis

Naismith College Basketball Player of 20th Century

Player, School

Chamique Holdsclaw, Tennessee

Years

1996-99

Naismith College Basketball Women's Coach of 20th Century

Coach, Team

Pat Summitt, Tennessee

Naismith Lifetime Achievement Award

Presented by the Atlanta Tip-Off Club.

Year Recipient

1992 Margaret Wade

John Bunn Award

First presented in 1973 and named for the first chairman of the Basketball Hall of Fame Committee. The award honors an international or national figure who has contributed greatly to the game of basketball. Outside of enshrinement, the John Bunn Award is the most prestigious award presented by the Basketball Hall of Fame. Listed below are the honorees with ties to women's basketball.

Year Recipient

1990 Pat Head Summitt
2006 Betty Jaynes

Women's Basketball Hall of Fame Inductees

Knoxville, Tennessee

Inductees (85)

Class of 1999 (25)

*Senda Berenson Abbott#
Lidia Alexeeva
*Carol Blazejowski
Joanne Bracker
*Jody Conradt
*Joan Crawford
*Denise Curry
*Anne Donovan
Carol Eckman#
Betty Jo Graber
*Lusia Harris-Stewart
John Head
*Nancy Lieberman
Darlene May
*Ann Meyers
*Cheryl Miller
*Billie Moore
Shin-Ja Park
Harley Redin
*Uljana Semjonova
Jim Smiddy
*Pat Head Summitt
*Bertha Teague
*Margaret Wade
*Nera White

Class of 2000 (24)

Mildred Barnes
Breezy Bishop
E. Wayne Cooley
Nancy Dunkle
Fran Garmon
Dorothy Gaters
*Sue Gunter#
Cindy Noble Hauserman
Rita Horky
Betty F. Jaynes
George E. Killian
Kim Mulkey-Robertson
Lorene Ramsey
Patricia Roberts
Sue Rojcewicz
*Cathy Rush

Juliene Brazinski Simpson
Olga Soukharnova
Alline Banks Sprouse
Borislav Stankovic
Katherine Washington
Dean Weese
Marcy Weston
*Kay Yow

Class of 2001 (10)

Van Chancellor
Theresa Grentz
Phyllis Holmes
LaTaunya Pollard
Linda K. Sharp
C. Vivian Stringer
Vanya Voinova
Hazel Walker
Rosie Walker
Holly Warlick

Class of 2002 (8)

Cindy Brogdon
Kamie Ethridge
Margaret Sexton Gleaves
*Hortencia Marcari
Sandra Meadows
Lea Plarski
Marianne Crawford Stanley
Tara VanDerveer

Class of 2003 (6)

*Leon Barmore
Tara Heiss
#Claude Hutcherson
Patsy Neal
Doris Rogers
Marsha Sharp

Class of 2004 (6)

Sylvia Hatchell
Lurlyne Greer Rogers
Amy Ruley
Bev Smith
William L. "Bill" Wall
Marian E. Washington

Class of 2005 (6)

Joe Ciampi
Kelli Litsch

Hunter Low
Edna Tarbutton
Dixie Woodall
*Lynette Woodard

Class of 2006 (6)

*Geno Auriemma
Janice Lawrence Braxton
Clarissa Davis-Wrightsil
Paula Goncalves da Silva
Katrina McClain Johnson
Barbara Stevens

**Also member of Naismith Memorial Basketball Hall of Fame in Springfield, Massachusetts. #Deceased.*

Mel Greenberg Media Award

First awarded in 1991 and is named after Mel Greenberg, the Philadelphia Inquirer sportswriter who founded the Associated Press Top 25 women's basketball poll. It is presented annually to a member of media or someone in college athletics, who has best displayed a commitment to women's basketball and to advancing the role of the media in the women's game. Presented by the Women's Basketball Coaches Association.

Year Recipient

1991 Mel Greenberg, Philadelphia Inquirer
1992 Debbie Becker, USA Today
1993 Jane Burns, Des Moines Register
1994 Mimi Griffin, MSG Promotions/ESPN
1995 Mike Augustin, St. Paul Pioneer Press
1996 Debby Jennings, University of Tennessee, Knoxville
1997 Mitch Parkinson, Southern Illinois University at Carbondale
1998 Mary Garber, Winston-Salem Journal
1999 Ann Meyers-Drysdale, ESPN
2000 Vic Dorr, Richmond Times-Dispatch
2001 Robin Roberts, ABC News
2002 Bob Kenney, Courier-Post
2003 Mechelle Voepel, Kansas City Star/ESPN
2004 Tamara Flarup, University of Wisconsin, Madison
2005 Dave Loane, University of Illinois, Champaign
2006 Bill Jauss, Chicago Tribune

Division I First-Team All-Americans by Team

Selectors: Kodak (1975-present); U.S. Basketball Writers Association (1988-present); Associated Press (1995-present); Naismith (1983-02); The Women's Basketball News Service (1999-02); The Sporting News (1998-99).

Three- and Four-Time First-Team All-America Players (since 1975)

Four Times:

Player, School, Years

Ann Meyers, UCLA, 1975-76-77-78
Lynette Woodard, Kansas, 1978-79-80-81
Cheryl Miller, Southern California, 1983-84-85-86
Chamique Holdsclaw, Tennessee, 1996-97-98-99
Tamika Catchings, Tennessee, 1998-99-2000-01
LaToya Thomas, Mississippi St., 2000-01-02-03

Three Times:

Player, School, Years

Nancy Dunkle, Cal St. Fullerton, 1975-76-77
Lusia Harris, Delta St., 1975-76-77

Player, School, Years

Carol Blazejowski, Montclair St., 1976-77-78
Nancy Lieberman, Old Dominion, 1978-79-80
Denise Curry, UCLA, 1979-80-81
Pam Kelly, Louisiana Tech, 1980-81-82
LaTaunya Pollard, Long Beach St., 1981-82-83
Anne Donovan, Old Dominion, 1981-82-83
Janet Harris, Georgia, 1982-84-85
Sue Wicks, Rutgers, 1986-87-88
Vickie Orr, Auburn, 1987-88-89
Dawn Staley, Virginia, 1990-91-92
Katie Smith, Ohio St., 1993-94-95
Player, School, Years
Svetlana Abrosimova, Connecticut, 1999-2000-01
Kelly Miller, Georgia, 1999-2000-01
Jackie Stiles, Missouri St., 1999-2000-01
Chantelle Anderson, Vanderbilt, 2001-02-03
Alana Beard, Duke, 2002-03-04
Kelly Mazzante, Penn St., 2002-03-04
Nicole Ohlde, Kansas St., 2002-03-04
Nicole Powell, Stanford, 2002-03-04
Lindsay Whalen, Minnesota, 2002-03-04
Seimone Augustus, LSU, 2004-05-06

ALABAMA

94—Niesha Johnson
95—Niesha Johnson
96—Shalonda Enis
97—Shalonda Enis
98—Dominique Canty
99—Dominique Canty

UAB

02—Deanna Jackson

ARIZONA

98—Adia Barnes

ARKANSAS

91—Delmonica DeHorney

AUBURN

84—Becky Jackson
87—Vickie Orr
88—Vickie Orr
89—Vickie Orr
90—Carolyn Jones
91—Carolyn Jones
93—Lauretta Freeman

BAYLOR

77—Susie Snider Eppers
02—Sheila Lambert
05—Sophia Young
06—Sophia Young

BRIGHAM YOUNG

80—Tina Gunn

CALIFORNIA

93—Milica Vukadinovic

UC SANTA BARB.

99—Erin Buescher

CAL ST. FULLERTON

75—Nancy Dunkle
76—Nancy Dunkle
77—Nancy Dunkle
91—Genia Miller

CHEYNEY

81—Valerie Walker
82—Valerie Walker
84—Yolanda Laney

CLEMSON

82—Barbara Kennedy
94—Jessica Barr

COLORADO

94—Shelley Sheetz
95—Shelley Sheetz

COLORADO ST.

99—Becky Hammon

CONNECTICUT

91—Kerry Bascom

94—Rebecca Lobo
 95—Rebecca Lobo
 Jennifer Rizzotti
 96—Jennifer Rizzotti
 Kara Walters
 97—Kara Walters
 Nykesha Sales
 98—Nykesha Sales
 99—Svetlana Abrosimova
 00—Shea Ralph
 Svetlana Abrosimova
 01—Svetlana Abrosimova
 02—Sue Bird
 Swin Cash
 Diana Taurasi
 Tamika Williams
 03—Diana Taurasi
 04—Diana Taurasi

DELTA ST.

75—Lusia Harris
 76—Lusia Harris
 77—Lusia Harris
 78—Debbie Brock

DePAUL

96—Latasha Byears

DRAKE

86—Wanda Ford

DUKE

99—Michele VanGorp
 01—Georgia Schweitzer
 02—Alana Beard
 03—Alana Beard
 Iciss Tillis
 04—Alana Beard
 05—Monique Currie
 06—Monique Currie

ELON

75—Susan Yow

FLORIDA

97—DeLisha Milton
 98—Murriel Page
 02—Brandi McCain

FLORIDA INT'L

94—Andrea Nagy
 95—Andrea Nagy
 99—Dalma Ivanyi

GEORGE WASHINGTON

97—Tajama Abraham

GEORGIA

82—Janet Harris
 84—Janet Harris
 85—Janet Harris
 Teresa Edwards
 86—Teresa Edwards
 Katrina McClain
 87—Katrina McClain
 96—Saudia Roundtree
 La'Keshia Frett
 97—La'Keshia Frett
 99—Kelly Miller
 00—Kelly Miller
 01—Kelly Miller
 03—Kara Braxton
 06—Tasha Humphrey

HARVARD

98—Allison Feaster

HOUSTON

04—Chandi Jones

ILLINOIS ST.

77—Charlotte Lewis
 82—Cathy Boswell

IMMACULATA

75—Marianne Crawford
 76—Marianne Crawford Stanley
 77—Mary Scharff

INDIANA

75—Debbie Oing

IOWA

88—Michelle Edwards
 90—Franthea Price
 93—Toni Foster
 94—Necole Tunsil

IOWA ST.

01—Angie Welle
 02—Angie Welle
 Lindsey Wilson

KANSAS

78—Lynette Woodard
 79—Lynette Woodard
 80—Lynette Woodard
 81—Lynette Woodard
 95—Angela Aycok
 97—Tamecka Dixon

KANSAS ST.

83—Priscilla Gary
 02—Nicole Ohlde
 03—Nicole Ohlde
 Kendra Wecker
 04—Nicole Ohlde
 05—Kendra Wecker

KENTUCKY

82—Valerie Still
 83—Valerie Still

LONG BEACH ST.

81—LaTaunya Pollard
 82—LaTaunya Pollard
 83—LaTaunya Pollard
 85—Kirsten Cummings
 86—Cindy Brown
 87—Cindy Brown
 88—Penny Toler
 89—Penny Toler

LA-MONROE

85—Eun Jung Lee

LSU

78—Julie Gross
 83—Joyce Walker
 84—Joyce Walker
 91—Dana Chatman
 01—Marie Ferdinand
 04—Seimone Augustus
 05—Seimone Augustus
 Tameka Johnson
 06—Seimone Augustus

LOUISIANA TECH

80—Pam Kelly
 81—Pam Kelly
 82—Pam Kelly
 Angela Turner
 83—Janice Lawrence
 84—Janice Lawrence
 Kim Mulkey
 85—Pam Gant
 87—Teresa Weatherspoon
 88—Teresa Weatherspoon
 89—Nora Lewis
 90—Venus Lacy
 95—Vickie Johnson
 96—Vickie Johnson
 Debra Williams
 98—Alisa Burras
 99—Amanda Wilson
 00—Betty Lennox
 Tamicha Jackson
 02—Ayana Walker

MARYLAND

83—Jasmina Perazic
 89—Deanna Tate
 Vicky Bullett
 06—Crystal Langhorne

MEMPHIS

99—Tamika Whitmore

MERCER

76—Cindy Brogdon
 93—Andrea Congreaves

MIAMI (FLA.)

92—Frances Savage

MINNESOTA

94—Carol Ann Shudlick
 02—Lindsay Whalen
 03—Lindsay Whalen
 04—Janel McCarville
 Lindsay Whalen
 05—Janel McCarville

MISSISSIPPI

86—Jennifer Gillom

MISSISSIPPI COL.

77—Rita Easterling

MISSISSIPPI ST.

00—LaToya Thomas
 01—LaToya Thomas
 02—LaToya Thomas
 03—LaToya Thomas
 05—Tan White

MISSOURI ST.

99—Jackie Stiles
 00—Jackie Stiles
 01—Jackie Stiles

MONTANA

92—Shannon Cate

MONTCLAIR ST.

76—Carol Blazejewski
 77—Carol Blazejewski
 78—Carol Blazejewski
 79—Pat Colasardo

NEBRASKA

93—Karen Jennings

NORTH CAROLINA

84—Tresa Browne
 86—Pam Leake
 94—Tonya Sampson
 95—Charlotte Smith
 97—Tracy Reid
 98—Tracy Reid
 06—Ivory Latta

NORTH CAROLINA ST.

76—Susan Yow
 78—Genia Beasley
 90—Andrea Stinson
 91—Andrea Stinson
 98—Chasity Melvin

NORTHERN ILL.

94—E.C. Hill

NORTHWESTERN

85—Anucha Browne

NOTRE DAME

00—Ruth Riley
 01—Ruth Riley
 05—Jacqueline Batteast

OHIO ST.

79—Franci Washington
 87—Tracey Hall
 88—Tracey Hall
 89—Nikita Lowry
 93—Katie Smith
 94—Katie Smith
 96—Katie Smith
 05—Jessica Davenport
 06—Jessica Davenport

OKLAHOMA

00—Phylesha Whaley
 01—Stacey Dales
 02—Stacey Dales
 LaNeishea Caufield
 06—Courtney Paris

OLD DOMINION

78—Nancy Lieberman
 79—Nancy Lieberman
 80—Nancy Lieberman
 Inge Nissen
 81—Anne Donovan
 82—Anne Donovan
 83—Anne Donovan
 84—Medina Dixon
 85—Medina Dixon
 97—Ticha Penicheiro
 Clarisse Machanguana
 98—Ticha Penicheiro

OREGON

81—Bev Smith
 82—Bev Smith

OREGON ST.

81—Carol Menken

PENN ST.

88—Suzie McConnell
 92—Susan Robinson
 00—Helen Darling
 02—Kelly Mazzante

03—Kelly Mazzante
 04—Kelly Mazzante
 05—Tanisha Wright

PURDUE

91—Joy Holmes
 92—MaChelle Joseph
 95—Stacey Lovelace
 99—Stephanie White-McCarty
 00—Katie Douglas
 01—Katie Douglas
 02—Shereka Wright

QUEENS (N.Y.)

78—Althea Gwyn

RUTGERS

81—Kris Kirchner
 82—June Olkowski
 86—Sue Wicks
 87—Sue Wicks
 88—Sue Wicks
 06—Cappie Pondexter

ST. JOSEPH'S

90—Dale Hodges

SAN DIEGO ST.

89—Chana Perry

SOUTH CAROLINA

82—Sheila Foster
 03—Jocelyn Penn

SOUTHERN CALIFORNIA

82—Paula McGee
 83—Paula McGee
 Cheryl Miller
 84—Cheryl Miller
 Pam McGee
 85—Cheryl Miller
 86—Cheryl Miller
 94—Lisa Leslie
 97—Tina Thompson

SOUTHERN CONN. ST.

75—Sue Rojcewicz

SOUTHERN MISS.

94—Janice Felder

STANFORD

89—Jennifer Azzi
 90—Jennifer Azzi
 91—Sonja Henning
 92—Val Whiting
 93—Val Whiting
 96—Kate Starbird
 97—Kate Starbird
 98—Kristin Folk
 02—Nicole Powell
 03—Nicole Powell
 04—Nicole Powell
 05—Candice Wiggins
 06—Candice Wiggins

STEPHEN F. AUSTIN

76—Doris Felderhoff
 77—Doris Felderhoff
 79—Rosie Walker
 80—Rosie Walker
 90—Portia Hill

TEMPLE

84—Marilyn Stephens

TENNESSEE

77—Patricia Roberts
 78—Cindy Brogdon
 79—Cindy Brogdon
 80—Jill Rankin
 Holly Warlick
 81—Cindy Noble
 82—Mary Ostrowski
 83—Tanya Haave
 85—Sheila Collins
 88—Bridgette Gordon
 89—Bridgette Gordon
 90—Daedra Charles
 91—Daedra Charles
 92—Dena Head
 93—Lisa Harrison
 94—Nikki McCray
 95—Nikki McCray
 Dana Johnson
 96—Chamique Holdscraw

97—Chamique Holdsclaw
 98—Chamique Holdsclaw
 Tamika Catchings
 99—Tamika Catchings
 Chamique Holdsclaw
 Semeka Randall
 00—Tamika Catchings
 Semeka Randall
 01—Tamika Catchings
 02—Kara Lawson
 Gwen Jackson
 Michelle Snow
 03—Kara Lawson
 04—Shyra Ely
 06—Candace Parker

TENNESSEE TECH
 82—Jerilynn Harper

TEXAS

84—Annette Smith
 85—Kamie Ethridge
 86—Kamie Ethridge

87—Andrea Lloyd
 Clarissa Davis
 88—Beverly Williams
 89—Clarissa Davis
 00—Edwina Brown
 05—Tiffany Jackson

TCU

05—Sandora Irvin

TEXAS TECH

92—Sheryl Swoopes
 93—Sheryl Swoopes
 96—Michi Atkins
 98—Alicia Thompson
 99—Angie Braziel

UCLA

75—Ann Meyers
 76—Ann Meyers
 77—Ann Meyers
 78—Ann Meyers
 79—Denise Curry
 80—Denise Curry

81—Denise Curry
 94—Natalie Williams
 99—Maylana Martin

VALDOSTA ST.

79—Carol Chason
 Susan Taylor
 80—Susan Taylor

VANDERBILT

90—Wendy Scholtens
 93—Heidi Gillingham
 96—Sheri Sam
 01—Chantelle Anderson
 02—Chantelle Anderson
 03—Chantelle Anderson

VILLANOVA

87—Shelly Pennefather

VIRGINIA

87—Donna Holt
 88—Donna Holt
 90—Dawn Staley

91—Dawn Staley
 92—Tammi Reiss
 Dawn Staley
 95—Wendy Palmer
 96—Wendy Palmer

WAYLAND BAPTIST

75—Carolyn Bush
 Brenda Moeller
 76—Pearl Worrell
 78—Kathy Harston
 79—Jill Rankin

WEST VIRGINIA

92—Rosemary Kosiorek

WESTERN KY.

86—Lillie Mason
 87—Clemette Haskins

WILLIAM PENN

75—Jan Irby
 76—Susie Kudrna

Divisions II and III First-Team All-Americans by Team

Selectors: Selectors: Kodak (Div. II & III) (1982-present); Daktronics, Inc. (Div. II) (1999-present); D3.com (Div. III) (1997-present); WBCA (1982).

Three- and Four-Time First-Team All-America Players

Four Times:

Player, School, Years

Allison Coleman, Eastern Conn. St.,
 2001-02-03-04

Three Times:

Player, School, Years

Claudia Schleyer, Abilene Christian,
 1984-85-86
 Evelyn Oquendo, Salem St., 1984-85-86
 Jeannie Demers, Buena Vista,
 1985-86-87
 Jackie Dolberry, Hampton, 1987-88-89
 Joy Jeter, New Haven, 1987-88-89
 Shannon Williams, Valdosta St.,
 1988-89-90
 Laurie Trow, St. Thomas (Minn.),
 1991-92-93
 Kasey Morlock, North Dakota St.,
 1995-96-97
 LeAnn Freeland, Southern Ind.,
 1995-96-97
 Ashley Totedo, Shippensburg,
 1997-98-99
 Ronda Jo Miller, Gallaudet,
 1998-99-2000
 Alia Fischer, Washington-St. Louis,
 1998-99-2000
 Kendra Meyer, Capital, 1999-2000-01
 Michelle Cottrell, Northern Ky.,
 2000-01-02
 Lucrecia West, Fla. Southern
 2002-04-05
 Amanda Newton, Drury, 2004-05-06

ABILENE CHRISTIAN

84—Claudia Schleyer
 85—Claudia Schleyer
 86—Claudia Schleyer
 96—Jennifer Clarkson
 00—Jackie Bucher

ALBANY (N.Y.)

86—Rinny Lesane

ALMA

94—Katie Mans

AMERICAN INT'L

06—Sharmion Selman

ANGELO ST.

94—Nicole Collins
 04—Natalja Tsurbakova

ARKANSAS TECH

82—Sherry Raney-Lovaas

ARMSTRONG ATLANTIC

03—Tishay Lewis

ASSUMPTION

91—Joy Barry

AUGUSTANA (S.D.)

92—Dana Nielsen
 93—Dana Nielsen
 97—Sandra Zwach

BALDWIN-WALLACE

99—Jen Swinehart
 01—Jen Nance

BARRY

83—Mary Beasley

BATES

00—Emily King
 05—Olivia Zurek

BELLARMINE

91—Sharon O'Bannon

BENTLEY

82—Alison Fay
 83—Alison Fay
 91—Kim Penwell
 92—Kim Penwell
 Tracie Seymour
 96—Kim Cummings
 98—Danielle Chaisson
 01—Kelly Barker
 04—Becky Davison

BINGHAMTON

00—Bess Greenberg

BOWDOIN

04—Lora Trenkle
 06—Eileen Flaherty

BUENA VISTA

85—Jeannie Demers
 86—Jeannie Demers
 87—Jeannie Demers
 90—Kim Beckman
 03—Amy Meggers

BUFFALO ST.

90—Arlene Eagan
 91—Arlene Eagan

CABRINI

87—Alfreda Gibbs

UC RIVERSIDE

82—Donna Hammond
 93—Rachel Rosario

CAL POLY

82—Laura Buehning

CAL POLY POMONA

82—Carol Welch
 Jackie White
 83—Carol Welch
 Jackie White
 86—Vickie Mitchell
 87—Debra Larsen
 Michelle McCoy
 88—Cathy Gooden
 89—Cathy Gooden
 Niki Bracken
 90—Niki Bracken
 91—Stephanie Coons
 98—Jessica Eggleston
 00—Lauri McIntosh
 01—Aprile Powell
 02—Lauri McIntosh
 04—Candice Allen
 05—Candice Allen

CAL ST. BAKERSFIELD

01—Amanda Baker
 02—Heather Garay
 03—Heather Garay

CAL ST. CHICO

06—Amber Simmons

CAL ST. DOM. HILLS

96—Faye Hagan

CAL ST. STANISLAUS

89—Kirsten Dumford

CALIFORNIA (PA.)

02—Sara McKinney
 03—Becky Siembak
 04—Sara McKinney
 05—Sara McKinney

CAPITAL

92—Sandy Buddelmeyer
 93—Sandy Buddelmeyer
 94—Laura Schmelzer
 97—Carrie Ferguson
 99—Kendra Meyer
 00—Kendra Meyer
 01—Kendra Meyer
 06—Sara Heitkamp

CENTRAL ARK.

03—Carone Harris
 05—Carone Harris

CENTRAL (IOWA)

93—Tracy Wilson
 94—Emilie Hanson
 95—Emilie Hanson

CENTRAL CONN. ST.

86—Hope Linthicum

CENTRAL MO. ST.

83—Carla Eades
 84—Carla Eades
 85—Rosie Jones
 86—Jackie Harris
 88—Tammy Wilson
 89—Tammy Wilson

CENTRE

89—Shannon Collins
 90—Susan Yates

CHAPMAN

86—Leone Patterson

COL. OF CHARLESTON

82—Holly Stilley
 83—Regina Brown

CHARLESTON (W.V.)

06—Lisa Lee

CHRIS. NEWPORT

86—Pam Stewart
 94—Karen Barefoot
 98—Misty Hart

CLARION

94—Carlita Jones
 95—Carlita Jones

CLARK (MASS.)

83—Margie O'Brien
 89—Tara McGuire
 90—Anestine Hector
 96—Meegan Garrity
 97—Meegan Garrity

COLBY

84—Kaye Cross
 03—Sarah Walsh

CONCORDIA-M'HEAD

87—Jessica Beachy
 88—Jessica Beachy
 89—Jillayn Quaschnick
 90—Michelle Thykeson
 05—Mandy Pearson

CORTLAND ST.

01—Kate Smith

DAYTON

84—Donna Burks

DEFIANCE

96—Amy Flory

DELAWARE VALLEY

01—Alisa DiBonaventura

DELTA ST.86—Delinda Samuel
90—Crystal Hardy
92—LaTanya Patty
93—LaTanya Patty
96—Stacy Johnson
97—Stacy Johnson
98—Trina Davis
00—Caroline Boclair**DePAUW**

99—Kelly Morrison

DeSALES

04—Alyssa Antolick

DRURY04—Amanda Newton
05—Amanda Newton
06—Amanda Newton**EASTERN CONN. ST.**90—Robin Gaby
01—Allison Coleman
02—Allison Coleman
03—Allison Coleman
04—Allison Coleman**EDINBORO**92—Tammy Walker-Strode
93—Jeannine Jean-Pierre
00—Jessica Rowe**ELIZABETHTOWN**84—Page Lutz
Sherri Kinsey
86—Jane Meyer
88—Michelle Swantner
89—Nancy Keene**EMMANUEL (MASS.)**

88—Lesia Dennis

EMPORIA ST.98—Aneta Kausaite
99—Jurgita Kausaite
00—Tara Holloway
01—Emily Bloss
03—Kristie McClain
06—Michelle Stueve**ERSKINE**

84—Beth Couture

FLA. ATLANTIC

93—Yolanda Griffith

FLORIDA INT'L

85—Lynette Richardson

FLA. SOUTHERN87—Kim Disbro
02—Lucretia West
04—Lucretia West
05—Lucretia West**FORT VALLEY ST.**

91—Jackie Givens

FRANCIS MARION

83—Daphne Donnelly

FRANK. & MARSH.

90—Anne Krumrine

GALLAUDET98—Ronda Jo Miller
99—Ronda Jo Miller
00—Ronda Jo Miller**GANNON**

02—Kristin Roseberry

GENESEO ST.

95—Katie Smith

GEORGE FOX

01—Katie Lacey

GRAND VALLEY ST.05—Niki Reams
06—Niki Reams**GRINNELL**

91—Missy Sharer

GROVE CITY

83—Jody Imbrie

GUILFORD

98—Laura Haynes

GUST. ADOLPHUS

04—Angie Peterson

HAMPTON85—Darlene Chaney
Anita Cooper
87—Jackie Dolberry
88—Jackie Dolberry
89—Jackie Dolberry**HARDIN-SIMMONS**02—Kendra Anderson
03—Kendra Anderson
04—Lauren Harris**HARTWICK**

84—Sandy Gangell

HEIDELBERG86—Connie Sanford
02—Rachael Poland**HENDRIX**

01—Meg Frazier

HIGH POINT

97—Karen Curtis

HILLSDALE

03—Stephanie Heid

HOPE

03—Amanda Kerkstra

IPFW

92—Lisa Miller

INDIANAPOLIS

93—Courtney Sands

JACKSONVILLE ST.

91—Dana Bright

JOHNS HOPKINS

98—Julie Anderson

KEAN84—Sallie Maxwell
87—Torrie Rumph
04—Shervon James**KENNESAW ST.**97—Joanna Cuprys
00—Rima Brazenas
01—Amie Kane
04—Denisha Ferguson**KING'S (PA.)**99—Joanne Polakoski
00—Joanne Polakoski
04—Tiffini Varrasse**LA VERNE**

96—Leslee Rogers

LAKE FOREST

01—Alison Grubbs

LAKE SUPERIOR ST.

03—Alice Duesing

LAKELAND

02—Jill Dewane

LEWIS

85—Julie Freundt

LINCOLN MEMORIAL

00—Lakeshia Salters

LONGWOOD

90—Carmille Barnette

LORAS

04—Alicia Davis

LUTHER89—Mona Henriksen
92—Trish Harvey
95—Kari Tufte
96—Kari Tufte**LYNCHBURG**

83—Betty Jackson

MARIETTA

90—Cathy Clark

MARS HILL96—Susie Hopson
02—Denise Shelton**MARYMOUNT (VA.)**96—Corinne Carson
97—Corinne Carson
01—Candice Brown
02—Candice Brown**MARYVILLE (TENN.)**93—Leah Onks
94—Leah Onks
95—Jamie Parrott
96—Jamie Parrott**MASS.-LOWELL**

94—Darlene Orlando-Ciarica

McDANIEL

98—Katie Haley

MERCYHURST

95—Teresa Szumigala

MERRIMACK

05—Joelle Martin

MESSIAH

03—Christina Vouriotis

MIDDLEBURY

93—Sladja Kovijanic

MILLIKIN

97—Julie Roe

MINN. DULUTH05—Lindsey Dietz
06—Lindsey Dietz**MINN. ST. MANKATO**86—Lisa Walters
87—Lisa Walters**MO. SOUTHERN ST.**

82—Pam Brisby

MO. WESTERN ST.

99—Becky Reichard

MORAVIAN91—Kathy Beck
92—Kathy Beck**MOUNT UNION**95—Dana Zarzycki
98—Suzy Venei**MUSKINGUM**

85—Tracy Weaver

NEB.-KEARNEY99—Darcy Stracke
00—Darcy Stracke**NEB.-OMAHA**

87—Laura Anderson

NEW HAVEN87—Joy Jeter
88—Joy Jeter
89—Joy Jeter
Charlene Taylor**TCNJ**

88—Kimm Lacken

NEW ROCHELLE84—Lois Salto
85—Dawn Cillo
Ann Fitzpatrick**NEW YORK U.**88—Patti McCrudden
89—Patti McCrudden
93—Donna Layne
94—Donna Layne
96—Marsha Harris
97—Jen Krolkowski
98—Marsha Harris
99—Jehan Clark
05—Rachel Wojdowski**NORFOLK ST.**91—Tracy Saunders
94—Kristi Greene
95—Kristi Greene**UNC GREENSBORO**

83—Michele Blazevich

85—Wendy Engelmann
88—Angie Polk**N.C. CENTRAL**86—Von Fulmore
02—Amba Kongolo**N.C. WESLEYAN**

87—Robin Brooks

NORTH CENTRAL (ILL.)

83—Bonnie Jansen

NORTH DAKOTA90—Durene Heisler
91—Whitney Meier
94—Sheri Kleinsasser
95—Sheri Kleinsasser
98—Jenny Crouse
Tiffany Pudenz**McDANIEL**99—Jenny Crouse
01—Theresa LeCuyer
02—Becky Moen
04—Marisa Leighton
06—Kristi Boese**NORTH DAKOTA ST.**89—Pat Smykowski
92—Nadine Schmidt
93—Jody Buck
94—Darci Steere
95—Kasey Morlock
96—Kasey Morlock
97—Kasey Morlock
00—Jayne Even**NORTHERN ILL.**

84—Candy Crosby

NORTHERN KY.88—Julie Wells
00—Michelle Cottrell
01—Michelle Cottrell
02—Michelle Cottrell**NORTHERN MICH.**97—Shana DeGremer
98—Kris Manske**OAKLAND**83—Linda Krawford
90—Debbie Delie**OBERLIN**90—Ann Gilbert
91—Ann Gilbert**OHIO WESLEYAN**

02—Katy Sturtz

ONEONTA ST.

01—Paula Polce

PACE87—Jennifer DiMaggio
88—Jennifer DiMaggio
02—Wanda Maynard-Morris**PACIFIC LUTHERAN**

04—Courtney Johnson

PHILADELPHIA U.85—Vincene Morris
86—Vincene Morris
94—Tammy Greene
00—Theresa Carroll**PINE MANOR**

88—Catie Cleary

PITT.-JOHNSTOWN88—Jill Halapin
90—Bridget Hale
92—Mindy Young**POMONA-PITZER**83—Carol Ferren
85—Shontel Sherwood
92—Caryn Cranston**PORTLAND**

84—Lorena Legarde

PORTLAND ST.92—Laurie Northrop
95—Kim Manifesto
Kristi Smith
96—Kim Manifesto
Kristi Smith

PRESBYTERIAN

01—Rachel Sloan

QUINCY04—Jessica Stuckman
05—Jessica Stuckman**QUINNIPIAC**84—Francine Perry
85—Francine Perry**RANDOLPH-MACON**05—Megan Silva
06—Megan Silva**REDLANDS**

95—Leslie Ferguson

RHODE ISLAND COL.

86—Cathy Lanni

ROANOKE91—Karen Jenkins
92—Donna Cogar**ROCHESTER**03—Erika Smith
04—Erika Smith**ROLLINS**

01—Jill Razor

ROWAN97—Jenn Denby
98—Jenn Denby
05—Jaime McCormack**RUST**

88—Linda Mason

ST. ANDREWS

84—Eva Marie Pittman

ST. ANSELM

85—Rachel Jackson

ST. AUGUSTINE'S

93—Carolyn Brown

ST. BENEDICT91—Joyce Spanier
93—Kelly Mahlum
99—Laura Wendorff
03—Michelle Barlau
06—Anna Heikenen**ST. CLOUD ST.**05—Erika Quigley
06—Erika Quigley**ST. JOHN FISHER**82—Robin Mortensen
83—Robin Mortensen
88—Louise MacDonald
89—Susan Heidt
90—Susan Heidt**ST. JOSEPH'S (IND.)**90—Jeannette Yeoman
99—Angie Hupfer**ST. LAWRENCE**

02—Meredith Eisenhut

ST. MARY'S (MINN.)

86—Mary Schultz

ST. MARY'S (TEX.)

02—Erin Griffin

ST. MICHAEL'S93—Amy Molina
03—Elizabeth LeFebvre**ST. NORBERT**86—Amy Proctor
89—Joan Watzka**ST. ROSE**98—Krista Kandere
01—Nana Lukengu-Corts**ST. THOMAS (MINN.)**91—Laurie Trow
92—Laurie Trow
93—Laurie Trow
94—Amy Bot
96—Laura Witte
97—Laura Witte
98—Kirsten Vipond
00—Molly Hayden
01—Melissa Pederson
02—Melissa Pederson**SALEM ST.**84—Evelyn Oquendo
85—Evelyn Oquendo
86—Evelyn Oquendo**SALISBURY**02—Amy Campion
03—Amy Campion**SCRANTON**83—Fran Harkins
85—Deanna Kyle
86—Una Espenkotter
87—Shelley Parks
93—Lynne Kempiski
94—Jackie Dougherty
95—Jennifer Nish
97—Jennifer Nish
99—Kelly Halpin
00—Kelly Halpin
05—Taryn Melody
06—Taryn Melody**SHIPPENSBURG**84—Stacey Cunningham
97—Ashley Totedo
98—Ashley Totedo
99—Ashley Totedo**SIMPSON**83—Laurie Sankey
84—Laurie Sankey**SLIPPERY ROCK**86—Diane Walker
99—Heather Kearney**SONOMA ST.**

99—Jann Thorpe

SOUTH DAKOTA03—Mandy Koupal
04—Mandy Koupal**SOUTH DAKOTA ST.**

03—Melissa Pater

SOUTHEAST MO. ST.

91—Jerri Wiley

SOUTHERN IND.94—Kathy Lauck
95—LeAnn Freeland
96—LeAnn Freeland
97—LeAnn Freeland
98—Eileen Weber**SOUTHERN ME.**83—Maureen Burchill
85—Maureen Burchill89—Diana Duff
91—Laura Pate
98—Joanna Brown
06—Ashley Marble**SOUTHERN N.H.**

90—Julie Dabrowski

SOUTHWESTERN OKLA.83—Kelli Litsch
84—Kelli Litsch**STONEHILL**88—Mary Naughton
94—Michelle Doonan
95—Michelle Doonan
96—Suzanne Patchett
97—Suzanne Patchett
99—Julie Stockwell**STONY BROOK**

87—Michele White

SUSQUEHANNA

99—Kristen Venne

SWARTHMORE02—Heather Kile
04—Katie Robinson**TRINITY (CONN.)**

95—B.J. Toolan

TRINITY (TEX.)

05—Tara Rohde

UNION (N.Y.)

06—Erika Eisenhut

UTICA

85—Sharon Lyke

VALDOSTA ST.84—Janice Washington
87—Candace Fincher
88—Shannon Williams
89—Shannon Williams
90—Shannon Williams
95—Dawn Wynn**VIRGINIA ST.**

90—Kammy Brown

WARTBURG92—Kathy Roberts
93—Kathy Roberts**WASHBURN**93—Shelley Foster
03—Crystal Walker
05—Carla Sintra
06—Jennifer Harris**WASH. & JEFF.**05—Leigh Sulkowski
06—Leigh Sulkowski**WASHINGTON-ST. LOUIS**91—Karen Hermann
98—Alia Fischer
99—Alia Fischer
00—Alia Fischer
Tasha Rodgers
01—Tasha Rodgers
05—Kelly Manning
06—Kelly Manning**WELLESLEY**

94—Elizabeth Janssen

WEST FLA.

99—Tanisha Rickman

WEST GA.89—Velisa Levett
94—Rozetha Burrow**WEST TEX. A&M**87—Vanessa Wells
88—Vanessa Wells
89—Teresa Tinner
91—Pat McDonald
92—Pat McDonald
97—Natasha Taylor**WEST VA. WESLEYAN**

99—Julie Fregetto

WESTERN CONN. ST.87—Trish Neary
92—Kristen Curtis**WESTERN WASH.**

00—Celeste Hill

WILKES

84—Deanna Kyle

WILLIAM PENN83—Leslie Spencer
87—Becky Inman**WILLIAM SMITH**96—Jennifer Goodell
97—Jennifer Goodell
00—Liz Brown**WILLIAMS**

99—Kathleen Higgins

WILMINGTON (OHIO)03—Megan Woodruff
04—Tara Rausch**WINGATE**

06—Tanetra Barrett

WIS.-EAU CLAIRE92—Diane Ring
95—Arlene Meinholz
97—Erika Schmidt
99—Jayme Anderson
00—Jayme Anderson
03—Kristi Channing**WIS.-OSHKOSH**85—Terri Schumacher
91—Lisa Kirchenwitz
96—Wendy Wangerin
98—Holly Spoo
04—Kay Mikolajczak**WIS.-PLATTEVILLE**

92—Stephanie Sullivan

WIS.-RIVER FALLS

95—Rita Hurtgen

WIS.-STEVENS POINT87—Sonja Sorenson
88—Sonja Sorenson
02—Kari Groshek
04—Amanda Nechuta
05—Amanda Nechuta**WIS.-STOUT**93—Julie Maki
06—Kelsey Duoss**WITTENBERG**

94—Beth Green

First-Team Academic All-Americans by Team (All Divisions)

Since 1952, Academic all-America teams have been selected by the College Sports Information Directors of America. To be eligible, student-athletes must be a varsity starter or key reserve and have at least a 3.20 grade-point average (on a 4.00 scale) during their collegiate careers. The women's basketball teams have been selected since 1980. Here are the CoS-DA first-team selections:

ABILENE CHRISTIAN

86—Claudia Schleyer
96—Jennifer Clarkson

ADAMS ST.

82—Pamela Bond

ADRIAN

96—Cherokee Hoaglund

AIR FORCE

80—Michelle Johnson
81—Michelle Johnson
83—Mary Manning

ALAS. ANCHORAGE

96—Allegra Stoetzel

ALAS. FAIRBANKS

89—Jennifer S. Lin

ALBRIGHT

98—Jarra Rusnock

ALMA

90—Kelly Spalding

AMERICAN

98—Mary Klima

ANGELO ST.

90—Lisa Klein

ASHLAND

83—Cindy Dorsey

AUGUSTANA (ILL.)

93—Andrea Magyar
97—Kristin Schaefer

AUSTIN

99—Marisa Hesse

BALDWIN-WALLACE

99—Jen Swinehart

BALL ST.

82—Karen Bauer
83—Karen Bauer
Donna Lamping
84—Donna Lamping
85—Donna Lamping
04—Kate Endress
05—Kate Endress

BELLARMINE

89—Stephanie Ann Tracy

BENTLEY

92—Kim Penwell

BETHANY (W.V.)

91—Denise Doster

BINGHAMTON

00—Bess Greenberg
01—Bess Greenberg

BOISE ST.

80—Ruth Fugleberg

BOWLING GREEN

87—Stephnie Coe
94—Talita Scott
04—Stefanie Wenzel

BRADLEY

83—Judy Burns

BRIDGEWATER (VA.)

91—Melody Darrow
06—Marsha Kinder

BROWN

84—Christa Champion
Donna Yaffe
85—Christa Champion
86—Christa Champion

BUCKNELL

81—Jill Henry
86—Ann Kirwin
87—Jennifer Walz
88—Jennifer Walz
89—Jennifer Walz

BUENA VISTA

85—Jeannie Demers
86—Jeannie Demers
91—Dana Janning

BUTLER

93—Julie VonDielingen

UC SANTA BARB.

94—Christa Gannon

CAL POLY

82—Laura Buehning

CALIFORNIA (PA.)

99—Heather Corby

CAPITAL

82—Shelley Blackburn
83—Shelley Blackburn
97—Carrie Ferguson
05—Sara Heitkamp

CARTHAGE

80—Sandy Burkhardt

CATAWBA

93—Angela Harbour

CENTRAL (IOWA)

83—Denise Boll
84—Denise Boll
85—Sue Poppens
94—Emilie Hanson
95—Emilie Hanson

CENTRAL MICH.

87—Jody Beerman

CENTRAL MO. ST.

84—Carla Eades

CHICAGO

86—Gretchen Gates

COAST GUARD

05—Elisabeth Bosma

COLGATE

95—Jen Smith

COLORADO COL.

84—Debbie Nalty

CONNECTICUT

84—Leigh Curl
85—Leigh Curl
94—Rebecca Lobo
95—Rebecca Lobo
96—Jennifer Rizzotti

DARTMOUTH

81—Gail Koziara
82—Gail Koziara
90—Sophia Neely

DAYTON

81—Carol Lammers

DIST. COLUMBIA

81—Alice Butler

DRAKE

82—Connie Newlin
90—Jan Jensen
91—Jan Jensen
96—Tricia Wakely

ELIZABETHTOWN

84—Sherri Kinsey
Page Lutz
86—Jane Meyer

EMPORIA ST.

00—Emily Bloss
01—Emily Bloss

EVANSVILLE

90—Amy Humphries
91—Amy Humphries

FERRIS ST.

02—Debbie Killips
04—Lucy DeMartin

FORDHAM

80—Anne Gregory

FORT HAYS ST.

85—Stacey Wells
02—Jamie Heiman
03—Jamie Heiman

GANNON

81—Rona Nesbit

GEORGIA ST.

88—Traci Lynne Cheek

GOUCHER

93—Corene Amoss

GREENVILLE

80—Carolyn Parker

GRINNELL

82—Paula Moon
90—Laura Van Sickle
91—Melissa Sharer

GROVE CITY

83—Jody Imbrie

HAMLIN

86—Pat Summers

HARVARD

03—Hana Peljto
04—Hana Peljto
05—Reka Cserny

HOFSTRA

86—Hilarie Cranmer

HOLY CROSS

82—Sherry Levin
83—Sherry Levin
97—Kathleen Courtney

HOPE

93—Jamie Crooks

ILLINOIS

80—Liz Brauer
82—Lisa Robinson

ILL. WESLEYAN

82—Terri Friedman

IUPUI

03—Tiffany Kyser

INDIANA (PA.)

99—Molly Carr
04—Jacqui Martin

INDIANA ST.

89—Amy Vanderkalk
06—Melanie Boeglin

IOWA

01—Lindsey Meder
02—Lindsey Meder

IOWA ST.

97—Jayme Olson
05—Anne O'Neil

JACKSONVILLE ST.

99—Lisa Baswell
00—Lisa Baswell

JAMESTOWN

80—Kathi Fischer
81—Kathi Fischer

KANSAS

80—Lynette Woodard
81—Lynette Woodard
84—Angie Snider

KANSAS ST.

04—Laurie Koehn

KENT ST.

02—Kate Miller
06—Lindsay Shearer

KY. WESLEYAN

95—Jill Burness

LA SALLE

92—Jennifer Cole

LAKE SUPERIOR ST.

03—Alice Duesing

LAWRENCE

83—Carol Arnosti
84—Carol Arnosti

LONGWOOD

95—Cassandra Ensley

LOUISIANA TECH

83—Kim Mulkey
Jennifer White
84—Kim Mulkey

LUTHER

83—Desiree Kempcke

MAINE

91—Rachel Bouchard
98—Cindy Blodgett

MARQUETTE

94—Kristen Maskala

MARSHALL

99—Kristina Behnfeldt

MARYVILLE (TENN.)

04—Haley Smith

MIT

84—Louise Jandura
87—Martha Beverage
90—Maureen Fahey
01—Cristina Estrada

McDANIEL

94—Sue Head

MESA ST.

94—Tonya Stites

MESSIAH

06—Eli Cook

MICHIGAN

81—Diane Dietz
82—Diane Dietz

MICHIGAN ST.

82—Deb Traxinger
85—Kelly Belanger
86—Julie Polakowski
06—Liz Shimek

MIDDLE TENN.

88—Lianne Beck

MILLIKIN

92—Barb Blume-Love
96—Julie Roe
97—Julie Roe

MINN. DULUTH

05—Lindsey Dietz
06—Lindsey Dietz

MINN. ST. MANKATO

82—Lori Klammer
88—Lisa Walters

MISSISSIPPI COL.

90—Katrina Bibb

MISSOURI

84—Joni Davis

MO. SOUTHERN ST.

02—Katie Gariss

MISSOURI ST.

98—Lisa Davies
01—Jackie Stiles

MOLLOY

06—Donna Lohrey

MT. ST. JOSEPH

80—Julie Biermann

MT. ST. MARY'S

97—Amy Langville

MOUNT UNION

98—Suzy Venet

NAVY

03—Courtney Davidson

NEBRASKA

88—Stephanie Bolli

91—Karen Jennings

92—Karen Jennings

93—Karen Jennings

NEVADA

86—Chris Starr

UNLV

84—Misty Thomas

85—Misty Thomas

86—Misty Thomas

02—Linda Frohlich

NIAGARA

80—Joan Thornton

81—Nancy Egerton

NORTH CAROLINA ST.

96—Jennifer Howard

97—Jennifer Howard

NORTH DAKOTA

85—Lori Carriere

92—Jennifer Walter

NORTH DAKOTA ST.

05—Lacey Johnson

NORTHERN ARIZ.

87—Tracey Barnes

NORTHERN COLO.

98—Missy McVoy

NORTHERN MICH.

02—Leigh Dalton

NORTHWESTERN

82—Patience Vanderbush

NORTHWOOD

92—Jennifer Wood-Hetherington

NOTRE DAME

83—Mary Beth Schueth

00—Ruth Riley

01—Ruth Riley

06—Megan Duffy

OAKLAND

80—Helen Shereda

OHIO

85—Caroline Mast

86—Caroline Mast

OHIO ST.

96—Katie Smith

OKLAHOMA

02—Stacey Dales

03—Theresa Schuknecht

OKLAHOMA CHRISTIAN

91—Kim Golden

OKLAHOMA ST.

00—Jennifer Crow

OLD DOMINION

82—Anne Donovan

83—Anne Donovan

OREGON

89—Stefanie Kasperski

90—Stefanie Kasperski

OREGON ST.

84—Juli Coleman

85—Juli Coleman

88—Michelle Flamoe

89—Michelle Flamoe

PACE

87—Amy Acker

88—Amy Acker

PENN

80—Carol Kuna

PENN ST.

92—Susan Robinson

04—Kelly Mazzante

PERU ST.

89—Connie Viner

PITT.-JOHNSTOWN

05—Melissa Patterson

PITTSBURG ST.

93—Dani Fronabarger

95—Jenny Pracht

96—Jenny Pracht

POINT LOMA NAZARENE

94—Christy Stevens

POINT PARK

86—Darlene Brusco

PORTLAND

92—Martha Shelton

96—Laura Sale

PROVIDENCE

83—Kathy Finn

90—Dottie Van Gheem

PURDUE

82—Carol Emanuel

Sue Bartz

83—Carol Emanuel

99—Stephanie White-McCarty

01—Camille Cooper

Katie Douglas

REGIS (COLO.)

85—Waverly Dodrill

RIPON

06—Karalyn Dehn

RIO GRANDE COLLEGE

83—Robin Hagen

ROCHESTER

80—Jody Lavin

ROCKFORD

84—Tina Palmieri

ROLLINS

89—Kirsten Dellinger

01—Jill Razor

SACRAMENTO ST.

86—Heidi Carroll

SAGINAW VALLEY

81—Diane Dockus

ST. BONAVENTURE

93—Jodi Urich

ST. CLOUD ST.

88—Sarah Howard

ST. FRANCIS (PA.)

05—Beth Swink

ST. JOHN FISHER

83—Robin Mortensen

ST. JOSEPH'S

89—Kim Foley

ST. JOSEPH'S (IND.)

81—Jennifer Voreis

ST. LOUIS

86—Arlene Lampe

ST. MARTIN'S

05—Martina Kartikova

ST. MARY'S (CAL.)

91—Anja Bordt

ST. MARY'S (IND.)

00—Shannon Auler

ST. MARY OF THE PLAINS

80—Diane Mannebach

ST. NORBERT

85—Amy Spielbauer

ST. ROSE

97—Ilze Auzina

98—Krista Kandere

SAN DIEGO

99—Susie Erpelding

SAN DIEGO ST.

80—Susan Shue

SAN FRANCISCO

80—Mary Hile

81—Mary Hile

SCRANTON

86—Shelly Ritz

SEATTLE

85—Kelly Brewé

SEATTLE PACIFIC

01—Gyongyver Balogh

SIENA

80—Victoria Aromando

85—Ann Marie Graney

SIMPSON

92—Michelle Mackie

SLIPPERY ROCK

98—Lori Robinson-Nuzzo

SOUTH DAKOTA

81—Deb Petersen

84—Karrie Wallen

87—Jean Misterek

04—Mandy Koupal

SOUTH DAKOTA ST.

88—Tara Tessier

SOUTHERN IND.

97—LeAnn Freeland

SOUTHERN UTAH

98—Myndee Larsen

SPRINGFIELD

82—Anita Thomas

STEPHEN F. AUSTIN

98—Katrina Price

SUSQUEHANNA

99—Kristen Venne

SYRACUSE

93—Erin Kenneally

TAMPA

85—Penny Dickos

86—Penny Dickos

Catherine Fox

87—Catherine Fox

Penny Dickos

TARLETON ST.

84—Patti Phillips

TENNESSEE

80—Jill Rankin

84—Tanya Haave

03—Kara Lawson

06—Shanna Zolman

TENN.-MARTIN

88—Mary Kate Long

89—Mary Kate Long

TEX.-PAN AMERICAN

85—Becky Dube

TEXAS-SAN ANTONIO

84—Margaret Martinovich

TEXAS A&M

00—Kera Alexander

TEX. A&M-COMMERCE

02—Summer Sparron

TEXAS LUTHERAN

00—Chantel Mize

TEXAS WOMAN'S

94—Tammi Julch

TOLEDO

94—Dana Drew

95—Dana Drew

TUFTS

85—Kathy Amoroso

UCLA

81—Denise Curry

86—Anne Dean

VANDERBILT

97—Michelle Palmisano

VERMONT

00—Karalyn Church

VIRGINIA

81—Val Ackerman

93—Dena Evans

VA. COMMONWEALTH

02—Kristine Austgulen

03—Kristine Austgulen

VIRGINIA TECH

95—Christi Osborne

WAGNER

81—Mary Gormley

WAKE FOREST

86—Amy Privette

87—Amy Privette

WARTBURG

80—Jill Crouse

WASHINGTON-ST. LOUIS

99—Alia Fischer

00—Alia Fischer

WEST LIBERTY ST.

04—Ashlea Bland

WEST VIRGINIA

92—Rosemary Kosiorek

WESTERN KY.

81—Alicia Polson

WESTERN NEW ENG.

82—Roma St. George

WILKES

03—Whitney Bull

WILLIAM & MARY

80—Lynn Norenberg

81—Lynn Norenberg

WILMINGTON (OHIO)

92—Suzanne Coyne

03—Megan Woodruff

WINGATE

95—Nerissa Brewer

WIS.-GREEN BAY

99—Chari Nordgaard

WIS.-MILWAUKEE

83—Jaci Clark

WISCONSIN LUTHERAN

03—Julie Christensen

WITTENBERG

82—Melinda Wigton

Pamela Evans

WOFFORD

02—Jenny Nett

WORCESTER ST.

81—Jacqueline Shakar

WYOMING

95—Amy Burnett

NCAA Postgraduate Scholarship Winners by Team

Following are women's basketball players who are NCAA Postgraduate Scholarship winners, whether or not they were able to accept the grant, plus all alternates, indicated by (*), who accepted grants. The program began with the 1982 season. To qualify, student-athletes must maintain a 3.000 grade-point average (on a 4.000 scale) during their collegiate careers and perform with distinction in varsity basketball.

ABILENE CHRISTIAN

86—Claudia Schleyer
90—Sheryl Johnson
92—Terry Crow
96—Jennifer Clarkson
00—Jaclyn Bucher

AIR FORCE

85—Mary Manning
87—Amy Hartfield

ALBION

93—Jennifer Kennedy

ALMA

90—Kelly Spalding

AMERICAN

98—Mary Klima

APPALACHIAN ST.

88—Jane Dalton
94—Penny Roberson

ASHLAND

91—Jodi Ireland

AUGUSTANA (S.D.)

91—Bridget Lindquist
94—Heidi Morlock

AUSTIN

99—Marisa Hesse

AUSTIN PEAY

99—Julie Virta

BALDWIN-WALLACE

99—Jen Swinehart

BELOIT

98—Christina Pape

BENTLEY

93—Kimberly Penwell

BETHANY (W.V.)

91—Denise Doster

BOSTON COLLEGE

00—Carol Bouchard

BOWLING GREEN

90—Angelene Bonner
94—Talita Scott

BRADLEY

99—Heather Best

BRIDGEWATER (VA.)

06—Catherine Kinder

BROWN

86—Christa Champion

BUFFALO

85—Michelle Stiles

UC DAVIS

83—Carol Rische

UC SANTA BARB.

94—Christa Gannon

CAL POLY POMONA

83—Carol Welch

CAL POLY

82—Laura Buehning
90—Jody Hasselfield*

CAPITAL

93—Sandy Buddelmeyer
94—Laura Schmelzer
97—Carrie Ferguson
01—Kendra Meyer

CENTRAL (IOWA)

95—Emilie Hanson

CENTRAL MICH.

86—Betsy Yonkman*
87—Jody Beerman
91—Sue Nissen

CENTRAL MO. ST.

84—Carla Eades

CHEYNEY

84—Yolanda Laney

CHICAGO

91—Kristin Maschka

COLORADO COL.

84—Deborah Nalty

COLORADO ST.

96—Teresa James

CONCORDIA-M'HEAD

88—Jessica Beachy

CONNECTICUT

85—Leigh Curl
92—Wendy Davis
96—Jennifer Rizzotti

CREIGHTON

88—Pamela Gradoville
92—Kathy Halligan
96—Rebecca Flynn

DARTMOUTH

82—Gail Koziara
90—Sophia Neely*

DELTA ST.

90—Crystal Hardy

DENVER

96—Kelly Cobb

DEPAUW

99—Susan Bender

DRAKE

82—Connie Newlin
91—Jan Jensen
96—Tricia Wakely
98—Kiersten Miller

EAST CARO.

83—Mary Denkler

EAST TENN. ST.

83—Marsha Cowart
91—Nicole Hopson

EDINBORO

04—Courtney Thompson

ELIZABETHTOWN

86—Jane Meyer

EMORY

95—Amanda Jackson
97—Amy Carter

EVANSVILLE

85—Michelle Adlard

FDU-FLORHAM

89—Daria Klachko

FERRIS ST.

02—Deborah Killips

FLORIDA

06—Sarah Lowe

FORDHAM

92—Nicole Williams

FRANK. & MARSH.

06—Dana Johns

FRESNO ST.

87—Wendy Martell

GEORGE MASON

92—Deborah Taneyhill

GEORGE WASHINGTON

85—Kathleen Marshall
93—Jennifer Shasky

GEORGIA

01—Kelly Miller

GEORGIA ST.

88—Tracy Lynne Cheek

GORDON

93—Carrie Dahl

GRINNELL

90—Laura Van Sickle

HAMILTON

88—Dawn Roselli

HARTWICK

84—Sally Gangell

HARVARD

93—Erin Maher
95—Tamara Butler
04—Hana Peljto

HENDRIX

01—Meg Frazier

HOLY CROSS

96—Lauren Maney
97—Kathleen Courtney

IPFW

92—Lisa Miller

IUPUI

06—Brooke McAfee

IOWA

88—Jolynn Schneider
99—Amy Jo Herring
01—Cara Consuegra
02—Lindsey Meder

IOWA ST.

98—Jayme Olson

JACKSON ST.

84—Vanetta Robinson

JOHNS HOPKINS

95—Amy Dodrill
98—Angie Arnold

KALAMAZOO

96—Sara Musser

KANSAS

92—Geri Hart

KENT ST.

98—Carrie Templin
02—Kathryn Miller
06—Lindsay Shearer

LA SALLE

93—Jennifer Cole

LAKE FOREST

01—Alison Grubbs

LAKE SUPERIOR ST.

03—Alice Duesing

LEBANON VALLEY

05—Jennifer Northcott

LSU

85—Madeline Doucet*

LOUISIANA TECH

82—Angela Turner
83—Jennifer White
84—Kim Mulkey
86—Kay Konerza
00—Tamicha Jackson

LUTHER

83—Desiree Kempcke
87—Anne Smith

92—Trish Harvey
96—Kari Tufte

MAINE

91—Rachel Bouchard

MANHATTAN

87—Stacia Jack

MANHATTANVILLE

82—Theresa Carey

MARQUETTE

94—Kristen Maskala
00—Lisa Oldenburg

MARSHALL

93—Tracy Krueger
99—Kristina Behnfeldt

MARYMOUNT (VA.)

97—Jessica Turgon

MIT

90—Maureen Fahey
93—Portia Lewis
01—Cristina Estrada

MESSIAH

03—Christina Vouriotis
06—Elizabeth Cook

MIAMI (FLA.)

90—Elaine Harlow*

MICHIGAN ST.

86—Kelly Belanger*

MINNESOTA

94—Carol Ann Shudlick

MINN. ST. MANKATO

05—Kelli Freeman

MISSOURI

85—Joni Davis

MO. SOUTHERN ST.

02—Katie Gariss

MISSOURI ST.

94—Melody Howard
98—Lisa Davies

MOLLOY

06—Donna Lohrey

MONTANA

98—Skyla Sisco

MONTANA ST.

99—Tennyson Ballek
02—Jessica Blake

MOUNT OLIVE

96—Candace Tefertiller

MT. ST. MARY'S

95—Susan Rowlyk
97—Amy Langville

MOUNT UNION

98—Suzy Venet

MUHLENBERG

82—Rebecca Zuurbier

MURRAY ST.

90—Melissa Huffman*

NAVY

87—Shelly Laurilla*
04—Courtney Davidson

NEBRASKA

93—Karen Jennings

NEB. WESLEYAN

86—Kimberly Hissong*

NEW ENGLAND

04—Melissa Stults

NEW HAMPSHIRE

00—Orsolya Farkas

NEW HAVEN

94—Nicole Devaney

NEW MEXICO ST.

83—Tana Fallon

NEW YORK U.97—Jennifer Krolkowski
98—Marsha Harris**NORTH CAROLINA ST.**84—Claudia Kreicker*
97—Jennifer Howard**NORTH DAKOTA**92—Jennifer Walter
98—Tiffany Pudenz
00—Jaime Pudenz
03—Becky Moen**NORTH DAKOTA ST.**97—Rhonda Birch
99—Theresa Lang**NORTHERN ARIZ.**

99—Jessica LaBlanc

NORTHERN COLO.

98—Melissa McVoy

NORTHERN KY.99—Shannon Smith
02—Michelle Cottrell**NORTHWEST MO. ST.**

84—Diane Kloewer*

NORTHWESTERN

95—Maureen Holohan

NOTRE DAME

01—Ruth Riley

OAKLAND

90—Debbie Delie

OHIO

86—Caroline Mast

OHIO ST.84—Kelly Robinson*
96—Katherine Smith**OHIO WESLEYAN**

88—Ann Osborne

OKLAHOMA

02—Stacey Dales

OKLAHOMA ST.

00—Jennifer Crow

OLD DOMINION

83—Anne Donovan

ONEONTA ST.

01—Paula Polce

OREGON90—Stefanie Kasperski
97—Renaefegent**OREGON ST.**

93—Margo Evashevski

OUACHITA BAPTIST

02—Robyn Anders

PACE

88—Amy Acker

PENN ST.92—Susan Robinson
00—Andrea Garner**PHILADELPHIA U.**

00—Karen Wusinich

PITTSBURG ST.

96—Jennifer Pracht

PITT.-JOHNSTOWN02—Lindsay Baker
05—Melissa Patterson**POMONA-PITZER**

83—Carol Ferren

PORTLAND

96—Laura Sale

PORTLAND ST.

92—Martha Shelton

PRINCETON

90—Sandi Bittler

PURDUE82—Susan Bartz
95—Cynthia Lamping**RANDOLPH-MACON**

96—Jennifer Kohler

REDLANDS

95—Leslie Ferguson

REGIS (COLO.)

85—Waverly Dodrill

RENSSELAER

95—Susan Bator

ROCHESTER82—Josephine Lavin
94—Tracy Buettgens**ROLLINS**

85—Mary McDaniel

RUTGERS

87—Kristen Foley

SACRAMENTO ST.

86—Heidi Carroll

ST. BENEDICT

00—Laura Wendorff

ST. FRANCIS (PA.)82—Calleen Curley
04—Karen Hewitt
05—Bethany Swink**ST. MARY'S (CAL.)**91—Anja Bordt
99—Stacey Berg**ST. MARY'S (MD.)**

99—Erica Pearson

ST. ROSE

98—Krista Kandere

ST. THOMAS (MINN.)

98—Kirsten Vipond

SAN FRANCISCO97—Andrea Kagie
99—Brittany Lindhe**SCRANTON**

87—Una Espenkotter

SETON HALL

95—Dawn Johnson

SEWANEE

00—Jennifer Bulkeley

SHIPPENSBURG

99—Ashley Totedo

SOUTH DAKOTA

87—Jean Misterek

SOUTH DAKOTA ST.88—Tara Tessier
91—Laurie Kruse
94—Jodi Bergemann
06—Heather Sieler**SOUTHEASTERN OKLA.**

99—Shastii Pendley

SOUTHERN IND.97—LeAnn Freeland
98—Eileen Weber**SMU**

97—Kimberly Brandl

SPRINGFIELD

82—Anita Thomas

STANFORD97—Jamila Wideman
00—Milena Flores
06—Krista Rappahahn**TAMPA**

87—Catherine Fox

TENNESSEE83—Ludi Henry
84—Tanya Haave**TENNESSEE TECH**

00—Diane Seng

TEXAS

97—Danielle Viglione

TEXAS-SAN ANTONIO

85—Margaret Martinovich

TEXAS TECH

92—Jennifer Buck

TEXAS WOMAN'S

94—Tammi Julch

TOLEDO84—Mitzi Hallinan
95—Dana Drew**TRINITY (TEX.)**02—Kristalynne Godwin
03—Megan Selmon
05—Tara Rohde**UNION (N.Y.)**

06—Erika Eisenhut

UPSALA

84—Elizabeth Ekmejian

VANDERBILT94—Julie Powell
95—Rhonda Blades
97—Michelle Palmisano**VERMONT**

00—Karalyn Church

VIRGINIA

85—Cathy Grimes

VA. COMMONWEALTH

03—Kristine Austgulen

WAGNER

06—Joy Gallagher

WAKE FOREST

87—Amy Privette

WASHBURN

93—Jannica Beam

WASHINGTON

01—Megan Franza

WASHINGTON-ST. LOUIS

00—Alia Fischer

WELLESLEY86—Elizabeth Murphy
88—Catherine Christensen
89—Louise McCleary
94—Elizabeth Janssen**WEST LIBERTY ST.**

93—Melissa Hammond

WESTMINSTER (MO.)

99—Amy Schaeperkoetter

WHEELING JESUIT

05—Lauren Hansen

WHITWORTH

01—Jamie Wakefield

WILLIAM SMITH

98—Wendi Schoff

WILMINGTON (OHIO)

92—Suzanne Coyne

WINGATE92—Elizabeth Hancock
95—Nerissa Brewer**WIS.-EAU CLAIRE**

97—Erika Schmidt

WIS.-OSHKOSH

04—Kay Mikolajczak

WYOMING

95—Amy Burnett

YALE86—Susan Johnson
90—Tonya Lawrence



Coaching Records

Division I Coaching Records.....	122
Division II Coaching Records.....	125
Division III Coaching Records.....	127



Division I Coaching Records

Winningest Active Coaches

(Minimum five years as a Division I head coach)

BY PERCENTAGE

Name, School	Yrs.	Won	Lost	Pct.
1. Pat Summitt, Tennessee	32	913	177	.838
2. Geno Auriemma, Connecticut	21	589	116	.835
3. Gail Goestenkers, Duke	14	364	97	.790
4. Tara VanDerveer, Stanford	27	660	179	.787
5. Wes Moore, Chattanooga	17	390	110	.780
6. Kristy Curry, Texas Tech	7	179	51	.778
7. Kim Mulkey, Baylor	6	157	45	.777
8. Robin Selvig, Montana	28	645	188	.774
9. Carey Green, Liberty	7	166	52	.761
10. Andy Landers, Georgia	27	657	208	.760
11. Tom Collen, Louisville	8	190	62	.754
12. Jody Conradt, Texas	37	882	293	.751
13. Vivian Stringer, Rutgers	35	750	251	.749
14. Joe McKeown, George Washington	20	454	163	.736
15. Wendy Larry, Old Dominion	22	497	182	.732
16. Rene Portland, Penn St.	30	678	249	.731
17. Sylvia Hatchell, North Carolina	31	717	268	.728
18. Kevin Borseth, Wis.-Green Bay	19	412	155	.727
19. Elaine Elliott, Utah	23	490	193	.717
20. Muffet McGraw, Notre Dame	24	517	208	.713
21. Bill Fennelly, Iowa St.	18	399	163	.710
22. Lisa Stone, Wisconsin	21	408	169	.707
23. Debbie Ryan, Virginia	29	632	263	.706
24. Jim Foster, Ohio St.	28	606	253	.705
25. Cindy Russo, Florida Int'l	29	593	252	.702
26. Joan Bonvicini, Arizona	27	591	253	.700
27. Jeff Mittie, TCU	14	303	131	.698
27. Tony Cross, Belmont	22	472	204	.698
29. Don Flanagan, New Mexico	11	239	104	.697
30. Jim Bolla, Hawaii	16	329	145	.694
31. Gary Blair, Texas A&M	21	456	206	.689
32. James Sweat, Norfolk St.	25	523	237	.688
32. Lisa Bluder, Iowa	22	469	213	.688
34. Lynne Agee, UNC Greensboro	28	539	246	.687
35. Theresa Grentz, Illinois	32	652	299	.686
36. Bill Gibbons Jr., Holy Cross	21	429	197	.685
37. Kay Yow, North Carolina St.	35	693	320	.684
38. Dawn Staley, Temple	6	126	59	.681
39. Jerry Finkbeiner, Oral Roberts	17	354	168	.678
40. Joanne Palombo-McCallie, Michigan St.	14	292	139	.677
41. Pam Borton, Minnesota	8	164	79	.675
42. Laurie Kelly, Northern Ariz.	8	157	76	.674
43. Bonnie Henrickso, Kansas	9	187	91	.673

Name, School	Yrs.	Won	Lost	Pct.
43. Lisa Stockton, Tulane	15	303	147	.673
45. Ed Davis, Delaware St.	14	268	134	.667
46. Jeff Judkins, Brigham Young	5	103	52	.665
47. Mike Divillbiss, Idaho	19	382	194	.663
48. Bob Lindsay, Kent St.	17	329	170	.659
49. LaSandra Pugh, Southern U.	6	115	61	.653
50. Carol Ross, Mississippi	15	300	160	.652

Note: Coaches of reclassifying institutions are not eligible to appear on active DI coaching lists until they have served five years as a DI head coach, including Amy Ruley of North Dakota St. (27 years, 640-176, .784), Aaron Johnston of South Dakota St. (6 years, 141-47, .750), Colby Tilley of Kennesaw St. (20 years, 429-183, .70), and Sandy Simpson of UC Davis (9 years, 163-87, .652).

(Coaches with less than five years as a Division I head coach; includes record at four-year colleges only; number of years as Division I head coach in parentheses.)

Coach, Team	Yrs.	Won	Lost	Pct.
1. Joe Foley, Ark.-Little Rock (3)	19	489	132	.787
2. Gordy Presnell, Boise St. (1)	19	411	142	.743
3. Amy Stephens, Drake (3)	11	244	85	.742
4. Beth Couture, Butler (4)	17	307	183	.627
5. Mary Hegarty, Long Beach St. (3)	13	210	128	.621
6. Ann McInerney, Maine (1)	9	161	101	.615
6. Sharon Dawley, Vermont (3)	12	174	109	.615
8. Jodi Kest, Akron (4)	14	226	153	.596
9. Richard Conover, Binghamton (3)	6	95	69	.579
10. Andy Blackston, Austin Peay (3)	5	77	62	.554
11. Betsy Blose, UNC Asheville (4)	11	169	136	.554
12. Kim Barnes-Arico, St. John's (N.Y.) (4)	10	154	128	.546
13. Fred Batchelor, Md.-East Shore (2)	6	88	76	.537
14. Beckie Francis, Oakland (4)	9	135	118	.534
15. Jeri Porter, Radford (4)	8	114	105	.521

BY VICTORIES

Name, School	Yrs.	Won	Lost	Pct.
1. Pat Summitt, Tennessee	32	913	177	.838
2. Jody Conradt, Texas	37	882	293	.751
3. Vivian Stringer, Rutgers	35	750	251	.749
4. Sylvia Hatchell, North Carolina	31	717	268	.728
5. Kay Yow, North Carolina St.	35	693	320	.684
6. Rene Portland, Penn St.	30	678	249	.731
7. Tara VanDerveer, Stanford	27	660	179	.787
8. Andy Landers, Georgia	27	657	208	.760
9. Theresa Grentz, Illinois	32	652	299	.686
10. Robin Selvig, Montana	28	645	188	.774
11. Debbie Ryan, Virginia	29	632	263	.706
12. Jim Foster, Ohio St.	28	606	253	.705
13. Cindy Russo, Florida Int'l	29	593	252	.702
14. Joan Bonvicini, Arizona	27	591	253	.700
15. Geno Auriemma, Connecticut	21	589	116	.835
16. Frank Bennett, Lipscomb	26	539	302	.641
16. Lynne Agee, UNC Greensboro	28	539	246	.687
18. Harry Perretta, Villanova	28	528	292	.644
19. James Sweat, Norfolk St.	25	523	237	.688
20. Muffet McGraw, Notre Dame	24	517	208	.713
21. Dianne Nolan, Fairfield	32	502	401	.556
22. Sharon Fanning, Mississippi St.	30	499	373	.572
23. Wendy Larry, Old Dominion	22	497	182	.732
24. Mark French, UC Santa Barb.	27	495	294	.627
25. Elaine Elliott, Utah	23	490	193	.717
26. Tony Cross, Belmont	22	472	204	.698
27. Lisa Bluder, Iowa	22	469	213	.688
28. Shirley Walker, Alcorn St.	28	462	311	.598
29. Nancy Wilson, Col. of Charleston	24	457	266	.632
30. Gary Blair, Texas A&M	21	456	206	.689
31. Joe McKeown, George Washington	20	454	163	.736
31. Larry Inman, Eastern Ky.	26	454	285	.614
33. Bill Gibbons Jr., Holy Cross	21	429	197	.685
34. Chris Gobrecht, Yale	26	428	335	.561
35. Brenda Paul, Elon	28	419	387	.520
36. Kevin Borseth, Wis.-Green Bay	19	412	155	.727
37. Lisa Stone, Wisconsin	21	408	169	.707
38. Maryalyce Jeremiah, Cal St. Fullerton	26	403	295	.577
39. Wanda Watkins, Campbell	25	401	288	.582
40. Bill Fennelly, Iowa St.	18	399	163	.710
41. Wes Moore, Chattanooga	17	390	110	.780
42. Mike Divillbiss, Idaho	19	382	194	.663
43. Patricia Cage-Bibbs, N.C. A&T	21	380	225	.628
44. Jane Albright, Wichita St.	22	379	270	.584
45. Laurie Pirtle, Cincinnati	24	378	303	.555
46. Doug Bruno, DePaul	20	375	217	.633
47. Kathleen Delaney Smith, Harvard	24	367	265	.581
48. Gail Goestenkers, Duke	14	364	97	.790
49. Stephanie Gaitley, Long Island	20	361	216	.626
50. Cathy Inglesse, Boston College	20	359	225	.615



Duke coach Gail Goestenkers ranks third among winningest active coaches by percentage with a .790 rate.

Note: Coaches of reclassifying institutions are not eligible to appear on active DI coaching lists until they have served five years as a DI head coach, including Amy Ruley of North Dakota St. (27 years, 640-176, .784) and Colby Tilley of Kennesaw St. (20 years, 429-183, .701).

(Coaches with less than five years as a Division I head coach; includes record at four-year colleges only; number of years as Division I head coach in parentheses.)

Coach, Team	Yrs.	Won	Lost	Pct.
1. Joe Foley, Ark.-Little Rock (3)	19	489	132	.787
2. Gordy Presnell, Boise St. (1)	19	411	142	.743
3. Beth Couture, Butler (4)	17	307	183	.627
4. Amy Stephens, Drake (3)	11	244	85	.742
5. Jodi Kest, Akron (4)	14	226	153	.596
6. Mary Hegarty, Long Beach St. (3)	13	210	128	.621
7. Sharon Dawley, Vermont (3)	12	174	109	.615
8. Betsy Blose, UNC Asheville (4)	11	169	136	.554
9. Ann McInerney, Maine (1)	9	161	101	.615
10. Kim Barnes-Arico, St. John's (N.Y.) (4)	10	154	128	.546
11. Kristin Hughes, Colgate (2)	13	141	194	.421
12. Beckie Francis, Oakland (4)	9	135	118	.534
12. Phil Stern, UMBC (4)	10	135	145	.482
14. Jeri Porter, Radford (4)	8	114	105	.521
15. Richard Conover, Binghamton (3)	6	95	69	.579

Winningest Coaches All-Time

(Minimum 10 years as a Division I head coach since 1982, when NCAA began compiling women's statistics)

BY PERCENTAGE

Name, Current/Last School	Years	Won	Lost	Pct.
1. Leon Barmore (Louisiana Tech 1983-02)	20	576	87	.869
2. *Pat Summitt (Tennessee 1975-06)	32	913	177	.838
3. *Geno Auriemma (Connecticut 1986-06)	21	589	116	.835
4. *Gail Goestenkors (Duke 1993-06)	14	364	97	.790
5. *Tara VanDerveer (Idaho 1979-80, Ohio St. 1981-85, Stanford 1986-95, 97-06)	27	660	179	.787
6. Bill Sheahan (Mt. St. Mary's 1982-98)	17	372	104	.782
7. *Robin Selvig (Montana 1979-06)	28	645	188	.774
8. *Andy Landers (Georgia 1980-06)	27	657	208	.760
9. *Jody Conradt (Sam Houston St. 1970-73, Texas-Arlington 1974-76, Texas 1977-06)	37	882	293	.751
9. Marsha Sharp (Texas Tech 1983-06)	24	571	189	.751
11. *Vivian Stringer (Cheyney 1972-83, Iowa 1984-95, Rutgers 1996-06)	35	750	251	.749
12. Joe Ciampi (Army 1978-79, Auburn 1980-04)	27	607	213	.740
12. Van Chancellor (Mississippi 1979-97)	19	439	154	.740
14. *Joe McKeown (New Mexico St. 1987-89, George Washington 1990-06)	20	454	163	.736
15. *Wendy Larry (Va. Wesleyan 1978, Arizona 1986-87, Old Dominion 1988-06)	22	497	182	.732
16. *Rene Portland (St. Joseph's 1977-78, Colorado 1979-80, Penn St. 1981-06)	30	678	249	.731
17. Sonja Hogg (Louisiana Tech 1975-85, Baylor 1995-00)	17	390	146	.728
17. *Sylvia Hatchell (Francis Marion 1976-86, North Carolina 1987-06)	31	717	268	.728
19. *Elaine Elliott (Utah 1984-06)	23	490	193	.717
20. *Muffet McGraw (Lehigh 1983-87, Notre Dame 1988-06)	24	517	208	.713
21. *Bill Fennelly (Toledo 1989-95, Iowa St. 1996-06)	18	399	163	.710
22. Mike Granelli (St. Peter's 1973-04)	32	607	249	.709
23. *Debbie Ryan (Virginia 1978-06)	29	632	263	.706
23. Paul Sanderford (Western Ky. 1983-97, Nebraska 1998-02)	20	453	189	.706
25. *Jim Foster (St. Joseph's 1979-91, Vanderbilt 1992-02, Ohio St. 2003-06)	28	606	253	.705
26. *Cindy Russo (Florida Int'l 1978, Lamar 1979-80, Florida Int'l 1981-06)	29	593	252	.702
26. Willie Simon (South Carolina St. 1975-88, Md.-East. Shore 1990-93)	18	356	151	.702
28. *Joan Bonvicini (Long Beach St. 1980-91, Arizona 1992-06)	27	591	253	.700
29. *Jeff Mittie (Mo. Western St. 1993-95, Arkansas St. 1996-99, TCU 2000-06)	14	303	131	.698
30. *Don Flanagan (New Mexico 1996-06)	11	239	104	.697
30. Sue Gunter (Stephen F. Austin 1969-80, LSU 1983-04)	34	708	308	.697
32. *Jim Balla (UNLV 1983-96, Hawaii 2005-06)	16	329	145	.694
33. Shelia Moorman (James Madison 1983-97)	15	302	134	.693
34. Lewis Bivens (Carson-Newman 1979-87, Middle Tenn. 1988-97)	19	398	177	.692
35. *Billie Moore (Cal St. Fullerton 1970-77, UCLA 1978-93)	24	436	196	.690

Name, Current/Last School	Years	Won	Lost	Pct.
36. *Gary Blair (Stephen F. Austin 1986-93, Arkansas 1994-03, Texas A&M 2004-06)	21	456	206	.689
37. *Lisa Bluder (St. Ambrose 1985-90, Drake 1991-00, Iowa 2001-06)	22	469	213	.688
38. James Smith (Northwestern St. 1988-04)	17	340	155	.687
38. *Lynne Agee (Roanoke 1979-81, UNC Greensboro 1982-06)	28	539	246	.687
40. *Theresa Greutz (St. Joseph's 1975-76, Rutgers 1977-95, Illinois 1996-06)	32	652	299	.686
41. *Bill Gibbons Jr. (Holy Cross 1986-06)	21	429	197	.685
42. *Kay Yow (Elon 1972-75, North Carolina St. 1976-06)	35	693	320	.684
43. Bill Worrell (Tennessee Tech 1987-06)	20	408	190	.682
44. Bob Spencer (John F. Kennedy 1967-70, Parsons 1971-73, William Penn 1974-81, Fresno St. 1982-93)	27	578	271	.681
45. *Jerry Finkbeiner (Northwest Nazarene 1986, Southern Nazarene 1991-96, Oral Roberts 1997-06)	17	354	168	.678
46. *Joanne Palombo-McCallie (Maine 1993-00, Michigan St. 2001-06)	14	292	139	.677
47. *Lisa Stockton (Greensboro 1988-90, Tulane 1995-06)	15	303	147	.673
48. Vince Goo (Hawaii 1988-04)	17	334	166	.668
49. Kay James (Berry 1973-77, Southern Miss. 1978-99)	27	488	244	.667
50. Elwin Heiny (Oregon 1977-93, Mont. St.-Billings 2000)	18	330	169	.661
50. Linda Robinson (UNC Pembroke 1980-84, Appalachian St. 1985-97)	18	337	173	.661

*Active coach.

BY VICTORIES

(Minimum 10 years as a Division I head coach since 1982 when NCAA began compiling statistics.)

Name, Current/Last School	Years	Won	Lost	Pct.
1. *Pat Summitt (Tennessee 1975-06)	32	913	177	.838
2. *Jody Conradt (Sam Houston St. 1970-73, Texas-Arlington 1974-76, Texas 1977-06)	37	882	293	.751
3. *Vivian Stringer (Cheyney 1972-83, Iowa 1984-95, Rutgers 1996-06)	35	750	251	.749
4. *Sylvia Hatchell (Francis Marion 1976-86, North Carolina 1987-06)	31	717	268	.728
5. Sue Gunter (Stephen F. Austin 1969-80, LSU 1983-04)	34	708	308	.697
6. *Kay Yow (Elon 1972-75, North Carolina St. 1976-06)	35	693	320	.684
7. *Rene Portland (St. Joseph's 1977-78, Colorado 1979-80, Penn St. 1981-06)	30	678	249	.731
8. *Tara VanDerveer (Idaho 1979-80, Ohio St. 1981-85, Stanford 1986-95, 97-06)	27	660	179	.787
9. *Andy Landers (Georgia 1980-06)	27	657	208	.760
10. *Theresa Greutz (St. Joseph's 1975-76, Rutgers 1977-95, Illinois 1996-06)	32	652	299	.686
11. *Robin Selvig (Montana 1979-06)	28	645	188	.774
12. *Debbie Ryan (Virginia 1978-06)	29	632	263	.706
13. Joe Ciampi (Army 1978-79, Auburn 1980-04)	27	607	213	.740
13. Mike Granelli (St. Peter's 1973-04)	32	607	249	.709
15. *Jim Foster (St. Joseph's 1979-91, Vanderbilt 1992-02, Ohio St. 2003-06)	28	606	253	.705
16. *Cindy Russo (Florida Int'l 1978, Lamar 1979-80, Florida Int'l 1981-06)	29	593	252	.702
17. *Joan Bonvicini (Long Beach St. 1980-91, Arizona 1992-06)	27	591	253	.700
18. *Geno Auriemma (Connecticut 1986-06)	21	589	116	.835
19. Bob Spencer (John F. Kennedy 1967-70, Parsons 1971-73, William Penn 1974-81, Fresno St. 1982-93)	27	578	271	.681
20. Leon Barmore (Louisiana Tech 1983-02)	20	576	87	.869
21. Marsha Sharp (Texas Tech 1983-06)	24	571	189	.751
22. Marian Washington (Kansas 1974-04)	31	560	366	.605
23. *Lynne Agee (Roanoke 1979-81, UNC Greensboro 1982-06)	28	539	246	.687
24. Carol Hammerle (Wis.-Green Bay 1974-98, Northern Ill. 1999-05)	32	536	346	.608
25. *Harry Perretta (Villanova 1979-06)	28	528	292	.644
26. *Muffet McGraw (Lehigh 1983-87, Notre Dame 1988-06)	24	517	208	.713
27. Ceal Barry (Cincinnati 1980-83, Colorado 1984-05)	26	510	284	.642
28. *Dianne Nolan (St. Francis (N.Y.) 1975-79, Fairfield (Maryland) 1980-06)	32	502	401	.556
29. Chris Weller (Portland 1976-02)	27	499	286	.636
29. *Sharon Fanning (Chattanooga 1977-87, Kentucky 1988-95, Mississippi St. 1996-06)	30	499	373	.572
31. *Wendy Larry (Va. Wesleyan 1978, Arizona 1986-87, Old Dominion 1988-06)	22	497	182	.732
32. *Mark French (Pacific 1980-83, Idaho St. 1984-87, UC Santa Barb. 1988-06)	27	495	294	.627

Name, Current/Last School	Years	Won	Lost	Pct.
33. *Elaine Elliott (Utah 1984-06)	23	490	193	.717
34. Kay James (Berry 1973-77, Southern Miss. 1978-99)	27	488	244	.667
35. Marynell Meadors (Tennessee Tech 1971-86, Florida St. 1988-96)	25	486	273	.640
36. *Linda Sharp (Southern California 1978-89, Texas St. 1990-97, Concordia-Austin 2002-06)	25	474	244	.660
37. *Lisa Bluder (St. Ambrose 1985-90, Drake 1991-00, Iowa 2001-06)	22	469	213	.688
38. *Shirley Walker (Alcorn St. 1979-06)	28	462	311	.598
39. Jill Hutchison (Illinois St. 1971-73, 75-99)	28	461	322	.589
40. *Nancy Wilson (Col. of Charleston 1977-84, South Carolina 1985-97, Col. of Charleston 2004-06)	24	457	266	.632
41. *Gary Blair (Stephen F. Austin 1986-93, Arkansas 1994-03, Texas A&M 2004-06)	21	456	206	.689
42. *Joe McKeown (New Mexico St. 1987-89, George Washington 1990-06)	20	454	163	.736
42. *Larry Inman (Middle Tenn. 1979-86, Eastern Ky. 1989-06)	26	454	285	.614
44. Paul Sanderford (Western Ky. 1983-97, Nebraska 1998-02)	20	453	189	.706
45. Joe Sanchez (William Woods 1978-79, Mo.-St. Louis 1980-81, UCF 1982-85, Wake Forest 1986-92, Neb.-Kearney 1994, Navy 1995-03)	25	448	291	.606
46. Ferne Labati (TCNJ 1980-84, Fairleigh Dickinson 1985-88, Miami (Fla.) 1989-05)	26	439	316	.581
46. Van Chancellor (Mississippi 1979-97)	19	439	154	.740
48. Billie Moore (Cal St. Fullerton 1970-77, UCLA 1978-93)	24	436	196	.690
49. *Bill Gibbons Jr. (Holy Cross 1986-06)	21	429	197	.685
50. *Chris Gobrecht (Cal St. Fullerton 1980-85, Washington 1986-96, Florida St. 1997, Southern California 1998-04, Yale 2006-06)	26	428	335	.561

*Active coach.

MOST 20-WIN SEASONS

No.	Coach, Team(s) and Seasons
30	Pat Summitt, Tennessee 1977-06*
29	Jody Conradt, Sam Houston St. 1971, 73, Texas-Arlington 76, Texas 77-94, 96-97, 00-05*
27	C. Vivian Stringer, Cheyney 1975-83, Iowa 84-94, Rutgers 98-99, 01, 03-06*
24	Robin Selvig, Montana 1981-98, 00-01, 03-06*
23	Sylvia Hatchell, Francis Marion 1976-78, 80-86, North Carolina 92-95, 97-00, 02-06*
22	Andy Landers, Georgia 1981-91, 93, 95-97, 99-01, 03-06*
22	Rene Portland, St. Joseph's 1977-78, Colorado 79, Penn St. 82-83, 85-88, 90-96, 98-00, 02-04*
21	Sue Gunter, Stephen F. Austin 1973-80, LSU 83-87, 90-91, 96-97, 99-01, 03
21	Tara VanDerveer, Idaho 1980, Ohio St. 82-85, Stanford 88-95, 97-98, 00, 02-06*
20	Joan Bonvicini, Long Beach St. 1980-91, Arizona 96-98, 00-01, 03-05*
20	Jim Foster, St. Joseph's 1985-90, Vanderbilt 92-98, 00-02, Ohio St. 03-06*
20	Debbie Ryan, Virginia 1980-81, 84-97, 99-00, 05-06*
20	Marsha Sharp, Texas Tech 1983-86, 90-05
20	Kay Yow, Elon 1974, North Carolina St. 77-85, 87, 89-91, 95-96, 98, 00-01, 05*
19	Leon Barmore, Louisiana Tech 1983-90, 92-02
19	Cindy Russo, Lamar 79-80, Florida Int'l 82, 85-90, 92-99, 01-02*
18	Mike Granelli, St. Peter's 1979-86, 89-92, 95-97, 99-00, 02
18	Joe Ciampi, Army 1979, Auburn 1981-83, 85-91, 93-94, 96-97, 99-00, 04
18	Muffet McGraw, Lehigh 1985-86, Notre Dame 88-91, 94-05*
17	Elaine Elliott, Utah 1986-87, 89-92, 95-01, 03-06*
17	Theresa Greutz, Rutgers 1979-82, 84, 86-94, Illinois 97-98, 00*
17	Marian Washington, Kansas 1978-81, 87-88, 90-99
15	Van Chancellor, Mississippi 1979-80, 82-92, 94-95
15	Marynell Meadors, Tennessee Tech 1971-77, 79-82, 85-86, Florida St. 90-91
15	Bob Spencer, John F. Kennedy 1967, Parsons 71, 73, William Penn 74-81, Fresno St. 85-87, 90
15	Paul Sanderford, Western Ky. 1983-89, 91-97, Nebraska 98-99
15	Lynne Agee, UNC Greensboro 1982-88, 91-92, 95, 97-99, 01-02*

*Active coach.

All-Time Division I Coaches To Reach 600, 700 And 800 Victories

(Minimum 10 years as a Division I head coach)

FASTEST COACH TO REACH 600 VICTORIES

Coach, Team and Seasons	Coaching Yr. Accomplished	Record At Time	Total Games	Date
Pat Summitt, Tennessee (1975-06)	23rd	600-134	734	11-23-96
Jody Conradt, Texas (1970-06)	24th	600-146	746	12-13-92
Tara VanDerveer, Stanford (1979-06)	25th	600-167	767	3-20-04
Robin Selvig, Montana (1978-06)	26th	600-171	771	3-6-04
Andy Landers, Georgia (1979-06)	25th	600-184	784	2-1-04
C. Vivian Stringer, Rutgers (1973-06)	28th	600-185	785	12-18-99
Rene Portland, Penn St. (1977-06)	27th	600-208	808	12-4-02
Joe Ciampi, Auburn (1977-04)	27th	600-209	809	2-15-04
Mike Granelli, St. Peter's (1972-04)	32nd	600-239	839	1-15-04
Theresa Greutz, Illinois (1975-06)	29th	600-243	843	12-29-02
Debbie Ryan, Virginia (1978-06)	28th	600-243	843	12-29-04
Kay Yow, North Carolina St. (1972-06)	30th	600-246	846	1-11-01
Sylvia Hatchell, North Carolina (1976-06)	27th	600-247	847	3-3-02
Jim Foster, Ohio St. (1979-06)	28th	600-252	852	2-20-06
Sue Gunter, LSU (1969-80, 83-04)	30th	600-269	869	1-13-00

FASTEST COACH TO REACH 700 VICTORIES

Coach, Team and Seasons	Coaching Yr. Accomplished	Record At Time	Total Games	Date
Pat Summitt, Tennessee (1975-06)	26th	700-147	847	12-5-99
Jody Conradt, Texas (1970-06)	29th	700-199	899	12-18-97
C. Vivian Stringer, Rutgers (1973-06)	34th	700-240	940	12-8-04
Sylvia Hatchell, North Carolina (1976-06)	31st	700-266	966	1-15-06
Sue Gunter, LSU (1969-80, 83-04)	34th	700-304	1,004	2-12-04

FASTEST COACH TO REACH 800 VICTORIES

Coach, Team and Seasons	Coaching Yr. Accomplished	Record At Time	Total Games	Date
Pat Summitt, Tennessee (1975-06)	29th	800-158	958	1-14-03
Jody Conradt, Texas (1970-06)	34th	800-262	1,062	1-22-03

MOST SEASONS WITH ONE TEAM (All Divisions)

No.	Coach, Team(s) and Seasons
32	Mike Granelli, #St. Peter's 1973-04
36	Yvonne Kauffman, #Elizabethtown 1971-06*
32	Mike Granelli, #St. Peter's 1973-04
32	Pat Summitt, #Tennessee 1975-06*
32	Phillip Kahler, #St. John Fisher 1975-06*
31	Kay Yow, North Carolina St. 1976-06*
31	Marian Washington, #Kansas 1974-04
30	Jody Conradt, Texas 1977-06*
29	Andy Yasinoff, #Emmanuel (Mass.) 1978-06*
29	Connie Tilley, #St. Norbert 1978-06*
29	Debbie Ryan, #Virginia 1978-06*
29	Judy Malone, #UC San Diego 1977-05
29	Kitty Baldrige, #Gallaudet 1978-06*
29	Lillian Haas, #Drexel 1964-92
28	Gary Boeyink, Central (Iowa) 1974-0#
28	Harry Perretta, #Villanova 1979-06*
28	Jill Hutchison, #Illinois St. 1971-73, 75-99
28	Robin Selvig, #Montana 1979-06*
28	Shirley Walker, #Alcorn St. 1979-06*
27	Amy Ruley, #North Dakota St. 1980-06*
27	Andy Landers, #Georgia 1980-06*
27	Chris Weller, Maryland 1976-02
27	Cindy Russo, Florida Int'l 1978, 1981-06*
27	Dianne Nolan, Fairfield 1980-06*
27	Jessie Harris, #Mississippi Val. 1977-03
27	Sue Duprat, #St. Michael's 1977-03
27	Wendy Hedberg, #SIU Edwardsville 1980-06*

*Active coach. #Has coached only at this school.

Division II Coaching Records

Winningest Active Coaches

(Minimum five years as a head coach at a Division II school; includes record at four-year colleges only)

BY PERCENTAGE

Coach, Team	Yrs.	Won	Lost	Pct.
1. Nyla Milleson, Drury.....	6	160	27	.856
2. Gene Roebuck, North Dakota.....	19	498	85	.854
3. Ron McHenry, Washburn.....	6	159	33	.828
4. Brandon Schneider, Emporia St.....	8	205	45	.820
5. Barbara Stevens, Bentley.....	29	711	193	.787
6. David Slifer, Central Mo. St.....	17	429	117	.786
7. Jodi Gault, Pitt.-Johnstown.....	24	519	148	.778
8. Curt Fredrickson, Northern St.....	27	612	183	.770
9. Bob Schneider, West Tex. A&M.....	28	634	201	.759
10. Glenn Wilkes Jr., Rollins.....	20	444	143	.756
11. Jacques Curtis, Shaw.....	6	140	47	.749
12. Carmen Dolfo, Western Wash.....	15	329	112	.746
13. Lonnie Bartley, Fort Valley St.....	22	481	167	.742
14. Tim La Kose, Cal St. Bakersfield.....	13	255	94	.731
15. Johnny Jacumin, Wingate.....	26	568	211	.729
16. Nancy Winstel, Northern Ky.....	26	538	209	.720
16. Darcie Vincent, California (Pa.).....	10	216	84	.720
18. David Smith, Bellarmine.....	24	480	194	.712
19. Annette Wiles, Fort Hays St.....	13	274	113	.708
20. Tom Shirley, Philadelphia U.....	25	516	226	.695
21. Peter Cinella, American Int'l.....	13	270	122	.689
22. Steve Harold, Glenville St.....	11	229	104	.688
23. Melissa Tiber, Tusculum.....	5	99	46	.683
24. Steve McDonald, Fairmont St.....	6	118	55	.682
25. Greg Bruce, Western Ore.....	15	293	137	.681
25. Kris Dunbar, Lake Superior St.....	8	154	72	.681
27. Dave Krauth, Augustana (S.D.).....	17	330	159	.675
28. Lynn Ullom, West Liberty St.....	15	299	145	.673
29. Sally Brooks, Angelo St.....	15	294	149	.664
30. Gene Steinmeyer, Northwest Mo. St.....	22	461	236	.661
31. Roger Vannoy, Lincoln Memorial.....	24	449	231	.660
32. Joe Frager, Southern Conn. St.....	8	155	81	.657
32. Randy Gipson, Northeastern St.....	7	134	70	.657
34. Paige Clawson, St. Mary's (Tex.).....	5	93	49	.655
35. Trisha Brown, Stonehill.....	5	96	51	.653
36. Kristy Trn, Shippensburg.....	7	133	71	.652
37. John Reynolds Jr., Florida Tech.....	19	352	189	.651
38. Mary Fleig, Millersville.....	23	404	218	.650
38. Tom Jessee, Tampa.....	13	245	132	.650
40. Teri Moren, Indianapolis.....	6	114	62	.648
41. Sherry Winn, Charleston (W.V.).....	17	319	176	.644
42. Carrie Seymour, Pace.....	14	266	148	.643
43. Joe Key, Wheeling Jesuit.....	11	203	113	.642
44. Belinda Roby, Tuskegee.....	7	128	72	.640

45. Lee Buchanan, Mo.-St. Louis.....	19	351	200	.637
46. Kevin Pederson, Lander.....	5	93	54	.633
47. Eric Tucker, Fayetteville St.....	14	245	143	.631
48. Phillip Wallace, Miles.....	10	177	105	.628
49. Claudette Charney, Hillsdale.....	22	383	229	.626
49. Dean Walsh, Carson-Newman.....	8	139	83	.626

Note: Coaches of institutions that are reclassifying to another division and are past the exploratory year are not included on this list.

(Coaches with less than five years as a Division II head coach; includes record at four-year colleges only; number of years as Division II head coach in parentheses.)

Coach, Team	Yrs.	Won	Lost	Pct.
1. Janell Jones, UC San Diego (1).....	6	198	19	.912
2. Mike McLaughlin, Holy Family (3).....	11	320	52	.860
3. Karl Smesko, Fla. Gulf Coast (4).....	7	159	47	.772
4. Paul Fessler, Concordia-St. Paul (4).....	6	128	53	.707
5. Michael McManus, St. Thomas Aquinas (4).....	21	424	187	.694
6. Nate Ware, Phila. Sciences (3).....	5	90	54	.625
7. Julie van Beek, Seattle Pacific (1).....	10	186	125	.598
8. Dick Halterman, Cameron (4).....	23	385	290	.570
9. Mark Swasey, Franklin Pierce (4).....	7	107	88	.549
10. Nicole Durniern-Amato, Caldwell (4).....	6	91	79	.535

BY VICTORIES

Coach, Team	Yrs.	Won	Lost	Pct.
1. Barbara Stevens, Bentley.....	29	711	193	.787
2. Bob Schneider, West Tex. A&M.....	28	634	201	.759
3. Curt Fredrickson, Northern St.....	27	612	183	.770
4. Johnny Jacumin, Wingate.....	26	568	211	.729
5. Nancy Winstel, Northern Ky.....	26	538	209	.720
6. Jodi Gault, Pitt.-Johnstown.....	24	519	148	.778
7. Tom Shirley, Philadelphia U.....	25	516	226	.695
8. Gene Roebuck, North Dakota.....	19	498	85	.854
9. Lonnie Bartley, Fort Valley St.....	22	481	167	.742
10. David Smith, Bellarmine.....	24	480	194	.712
11. Gene Steinmeyer, Northwest Mo. St.....	22	461	236	.661
12. Roger Vannoy, Lincoln Memorial.....	24	449	231	.660
13. Glenn Wilkes Jr., Rollins.....	20	444	143	.756
14. David Slifer, Central Mo. St.....	17	429	117	.786
15. Wendy Hedberg, SIU Edwardsville.....	27	416	330	.558
16. Mary Fleig, Millersville.....	23	404	218	.650
17. John Carrick, GC&SU.....	23	402	261	.606
18. Robert Skinner, Albany St. (Ga.).....	26	401	304	.569
19. Chad Lavin, South Dakota.....	24	393	289	.576
20. Claudette Charney, Hillsdale.....	22	383	229	.626
21. Margaret Parsons, Clarion.....	25	370	286	.564
22. Kathy O'Neil, Mass.-Lowell.....	21	355	250	.587
23. John Reynolds Jr., Florida Tech.....	19	352	189	.651
24. Lee Buchanan, Mo.-St. Louis.....	19	351	200	.637
25. Lori Ulferts, St. Cloud St.....	21	343	234	.594
26. Deirdre Kane, West Chester.....	22	335	273	.551
27. Juliene Simpson, East Stroudsburg.....	27	331	415	.444
28. Dave Krauth, Augustana (S.D.).....	17	330	159	.675
29. Carmen Dolfo, Western Wash.....	15	329	112	.746
30. Stan Swank, Edinboro.....	19	328	205	.615
31. Sherry Winn, Charleston (W.V.).....	17	319	176	.644
32. Jay Sparks, Columbus St.....	17	311	194	.616
33. Lynn Ullom, West Liberty St.....	15	299	145	.673
34. Sally Brooks, Angelo St.....	15	294	149	.664
35. Greg Bruce, Western Ore.....	15	293	137	.681
36. Kip Drown, Colorado St.-Pueblo.....	18	287	239	.546
37. Steve High, Pittsburg St.....	17	285	185	.606
38. Scott Ballard, Winona St.....	16	282	175	.617
39. Linda Raunig, Regis (Colo.).....	16	277	172	.617
40. Annette Wiles, Fort Hays St.....	13	274	113	.708
41. Peter Cinella, American Int'l.....	13	270	122	.689
42. Sue Ramsey, Ashland.....	19	266	265	.501
42. Carrie Seymour, Pace.....	14	266	148	.643
44. Wendee Santsing, Barton.....	17	265	197	.574
45. Tim La Kose, Cal St. Bakersfield.....	13	255	94	.731
46. Mike Power, Southwest Minn. St.....	17	248	247	.501
47. Tim Abney, Lincoln (Mo.).....	20	246	296	.454
48. Eric Tucker, Fayetteville St.....	14	245	143	.631
48. Tom Jessee, Tampa.....	13	245	132	.650
50. Van Girard, Cal St. Dom. Hills.....	18	236	245	.491
50. Paul Thomas, St. Mary's (Cal.).....	14	236	158	.599

Note: Coaches of institutions that are reclassifying to another division and are past the exploratory year are not included on this list.



Photo by Stephen Nowland/NCAA Photos

Washburn coach Ron McHenry's 159-33 record ranks third in winning percentage among active coaches.

(Coaches with less than five years as a Division II head coach; includes record at four-year colleges only; number of years as Division II head coach in parentheses.)

Coach, Team	Yrs.	Won	Lost	Pct.
1. Michael McManus, St. Thomas Aquinas (4)	21	424	187	.694
2. Dick Halterman, Cameron (4)	23	385	290	.570
3. Mike McLaughlin, Holy Family (3)	11	320	52	.860
4. Janell Jones, UC San Diego (1)	6	198	19	.912
5. Julie van Beek, Seattle Pacific (1)	10	186	125	.598
6. Karl Smesko, Fla. Gulf Coast (4)	7	159	47	.772
7. Paul Fessler, Concordia-St. Paul (4)	6	128	53	.707
8. Marilyn Rule, Nova Southeastern (4)	8	110	106	.509
9. Mark Swasey, Franklin Pierce (4)	7	107	88	.549
10. Nicole Durniern-Amato, Caldwell (4)	6	91	79	.535

Winningest Coaches All-Time

(Minimum 10 years as a head coach at a Division II school; includes record at four-year colleges only)

BY PERCENTAGE

Coach, Team, Yrs. Coaching	Yrs.	Won	Lost	Pct.
1. *Gene Roebuck (North Dakota 1988-06)	19	498	85	.854
2. Lloyd Clark (Delta St. 1984-02)	19	494	98	.834
3. Curt Bailey (St. Rose 1991-01)	11	272	61	.817
4. Darlene May (Cal Poly Pomona 1975-94)	20	519	119	.813
5. *Barbara Stevens (Clark (Mass.) 1978-83, Massachusetts 1984-86, Bentley 1987-06)	29	711	193	.787
6. *David Slifer (Mt. Mercy 1990-95, Mo. Western St. 1996-04, Central Mo. St. 2005-06)	17	429	117	.786
7. *Amy Ruley (North Dakota St. 1980-06)	27	640	176	.784
8. *Jodi Gault (Pitt.-Johnstown 1983-06)	24	519	148	.778
9. *Curt Fredrickson (Northern St. 1978-83, 86-06)	27	612	183	.770
10. *Bob Schneider (Texas Woman's 1979-81, West Tex. A&M 1982-06)	28	634	201	.759
11. Mike Geary (Lake Superior St. 1987-88, Northern Mich. 1989-05)	19	415	133	.757
12. *Glenn Wilkes Jr. (Rollins 1987-06)	20	444	143	.756
13. Paula J. Sullivan (Stonehill 1982-96)	14	317	104	.753
14. *Gordy Presnell (Seattle Pacific 1988-05, Boise St. 2006)	19	411	142	.743
15. Bob Taylor (Lake Superior St. 1984-86, Oakland 1987-97)	14	296	103	.742
15. *Lonnie Bartley (Fort Valley St. 1985-06)	22	481	167	.742
17. Elaine Kebbe (Belmont Abbey 1987-01)	15	314	110	.741
18. Charlie Just (Bellarmine 1985-98)	14	298	105	.739
19. *Johnny Jacumin (Wingate 1981-06)	26	568	211	.729
20. *Kevin Borseth (Michigan Tech 1988-98, Wis.-Green Bay 1999-06)	19	412	155	.727
21. *Darcie Vincent (Slippery Rock 1997-00, California (Pa.) 2001-06)	10	216	84	.720
21. *Nancy Winstel (Midway 1979-81, Northern Ky. 1984-06)	26	538	209	.720
21. Norm Benn (Fla. Southern 1986-97)	12	250	97	.720
24. *David Smith (St. Joseph's (Ind.) 1977-78, 85-90, Shippensburg 1991-98, Bellarmine 1999-06)	24	480	194	.712
25. Karen Stromme (Minn. Duluth 1985-05)	21	440	184	.705
26. Ron Marvel (Central Ark. 1981-04)	24	489	207	.703
27. *Tom Shirley (DeSales 1982-89, Philadelphia U. 1990-06)	25	516	226	.695
28. *Peter Cinella (American Int'l 1994-06)	13	270	122	.689
29. *James Sweat (Hampton 1982-88, Norfolk St. 1989-06)	25	523	237	.688
29. *Steve Harold (Glenville St. 1996-06)	11	229	104	.688
31. Judy Saurer (Edinboro 1967-80, Gannon 1986-90)	19	247	115	.682
31. Nancy Neiber (South Dakota St. 1985-00)	16	305	142	.682
33. *Greg Bruce (Portland St. 1987-96, Northern Colo. 1998-00, Cal St. Bakersfield 2001, Fort Lewis 2005)	15	293	137	.681
34. *Dave Krauth (Augustana (S.D.) 1990-06)	17	330	159	.675
35. Jane Williamson (West Ga. 1988-94, Valdosta St. 1995-99)	12	216	105	.673
35. *Lynn Ullom (West Liberty St. 1992-06)	15	299	145	.673
37. Donna Guimont (St. Anselm 1982-96)	15	285	139	.672
38. Patty Dick (Washburn 1978-00)	23	431	222	.660
38. *Roger Vannoy (Lincoln Memorial 1983-06)	24	449	231	.660
40. Steve Kirkham (Mesa St. 1989-04)	16	299	156	.657
41. *John Reynolds Jr. (Florida Tech 1988-06)	19	352	189	.651
42. *Mary Fleig (Frank. & Marsh. 1984-90, Millersville 1991-06)	23	404	218	.650
43. Bertha Cummings (Virginia St. 1984, Dist. Columbia 1985-86, Virginia St. 1989-97)	12	204	112	.646
44. *Sherry Winn (Minn.-Morris 1990-91, Montana St.-Northern 1992-96, Colorado St.-Pueblo 1997-01, Charleston (W.V.) 2002-06)	17	319	176	.644
45. *Carrie Seymour (Pace 1993-06)	14	266	148	.643

Coach, Team, Yrs. Coaching	Yrs.	Won	Lost	Pct.
46. *Joe Key (Wheeling Jesuit 1996-06)	11	203	113	.642
47. Tiny Laster (Tuskegee 1973, Talladega 1974-76, Tuskegee 1977-88, Hampton 1989-95)	23	422	237	.640
48. Frank McCarthy (Mont. St.-Billings 1990-99, Montana St. 2000-01)	12	214	122	.637
49. Chuck Mallender (Indianapolis 1983-93)	11	184	106	.634
50. Denise Sandifar (Oakland City 1991-99, Minn.-Morris 2000)	10	167	97	.633

*Active coach.

BY VICTORIES

Coach, Team, Yrs. Coaching	Yrs.	Won	Lost	Pct.
1. *Barbara Stevens (Clark (Mass.) 1978-83, Massachusetts 1984-86, Bentley 1987-06)	29	711	193	.787
2. *Amy Ruley (North Dakota St. 1980-06)	27	640	176	.784
3. *Bob Schneider (Texas Woman's 1979-81, West Tex. A&M 1982-06)	28	634	201	.759
4. *Curt Fredrickson (Northern St. 1978-83, 86-06)	27	612	183	.770
5. *Johnny Jacumin (Wingate 1981-06)	26	568	211	.729
6. *Nancy Winstel (Midway 1979-81, Northern Ky. 1984-06)	26	538	209	.720
7. *James Sweat (Hampton 1982-88, Norfolk St. 1989-06)	25	523	237	.688
8. Darlene May (Cal Poly Pomona 1975-94)	20	519	119	.813
8. *Jodi Gault (Pitt.-Johnstown 1983-06)	24	519	148	.778
10. *Tom Shirley (DeSales 1982-89, Philadelphia U. 1990-06)	25	516	226	.695
11. *Gene Roebuck (North Dakota 1988-06)	19	498	85	.854
12. Lloyd Clark (Delta St. 1984-02)	19	494	98	.834
13. Ron Marvel (Central Ark. 1981-04)	24	489	207	.703
14. *Lonnie Bartley (Fort Valley St. 1985-06)	22	481	167	.742
15. *David Smith (St. Joseph's (Ind.) 1977-78, 85-90, Shippensburg 1991-98, Bellarmine 1999-06)	24	480	194	.712
16. *Roger Vannoy (Lincoln Memorial 1983-06)	24	449	231	.660
17. *Glenn Wilkes Jr. (Rollins 1987-06)	20	444	143	.756
18. Karen Stromme (Minn. Duluth 1985-05)	21	440	184	.705
19. Patty Dick (Washburn 1978-00)	23	431	222	.660
20. *David Slifer (Mt. Mercy 1990-95, Mo. Western St. 1996-04, Central Mo. St. 2005-06)	17	429	117	.786
21. Tiny Laster (Tuskegee 1973, Talladega 1974-76, Tuskegee 1977-88, Hampton 1989-95)	23	422	237	.640
22. *Wendy Hedberg (SIU Edwardsville 1980-06)	27	416	330	.558
23. Mike Geary (Lake Superior St. 1987-88, Northern Mich. 1989-05)	19	415	133	.757
24. *Kevin Borseth (Michigan Tech 1988-98, Wis.-Green Bay 1999-06)	19	412	155	.727
25. *Gordy Presnell (Seattle Pacific 1988-05, Boise St. 2006)	19	411	142	.743
26. *Mary Fleig (Frank. & Marsh. 1984-90, Millersville 1991-06)	23	404	218	.650
27. *John Carrick (GC&SU 1984-06)	23	402	261	.606
27. Shirley Duncan (Eastern Ky. 1976-79, Longwood 1984-06)	27	402	331	.548
29. *Robert Skinner (Paine 1981-91, Albany St. (Ga.) 1992-06)	26	401	304	.569
30. *Chad Lavin (South Dakota 1983-86, Wyoming 1987-98, South Dakota 1999-06)	24	393	289	.576
31. *Claudette Charney (Alma 1985, Saginaw Valley 1986-95, Grand Valley St. 1996-02, Hillsdale 2003-06)	22	383	229	.626
32. *Margaret Parsons (Thiel 1982-89, Clarion 1990-06)	25	370	286	.564
33. *Kathy O'Neil (Mass.-Lowell 1986-06)	21	355	250	.587
34. John Keely (Northwestern Okla. 1979-80, Central Okla. 1981-04)	26	353	376	.484
35. *John Reynolds Jr. (Florida Tech 1988-06)	19	352	189	.651
36. *Lori Ulferts (Minn.-Crookston 1986-89, Minn. St. Moorhead 1990-94, St. Cloud St. 1995-06)	21	343	234	.594
37. *Deirdre Kane (Salisbury 1984-85, Swarthmore 1986, West Chester 1988-06)	22	335	273	.551
38. Press Parham (Alabama A&M 1983-03)	21	332	245	.575
39. *Dave Krauth (Augustana (S.D.) 1990-06)	17	330	159	.675
40. *Stan Swank (Edinboro 1988-06)	19	328	205	.615
41. Sue Duprat (St. Michael's 1977-03)	27	327	355	.479
42. *Kelly Kruger (Northwestern (Iowa) 1982-87, Southwest Minn. St. 1992-05)	20	324	236	.579
43. Gladys Ziemer (St. Cloud St. 1974-93)	20	321	212	.602
44. *Sherry Winn (Minn.-Morris 1990-91, Montana St.-Northern 1992-96, Colorado St.-Pueblo 1997-01, Charleston (W.V.) 2002-06)	17	319	176	.644
45. Paula J. Sullivan (Stonehill 1982-96)	14	317	104	.753
46. Elaine Kebbe (Belmont Abbey 1987-01)	15	314	110	.741
47. Wayne Moore (Eastern N.M. 1981-02)	22	313	263	.543
48. *Jay Sparks (Columbus St. 1990-06)	17	311	194	.616
48. *Mary Tappmeyer (Mo.-Rolla 1985-91, North Fla. 1993-06)	21	311	265	.540
50. *Beth Couture (Presbyterian 1990-02, Butler 2003-06)	17	307	183	.627
50. Mari Warner (Albany (N.Y.) 1983-03)	21	307	232	.570

*Active coach.

Photo by Jeff Holly/NCAA Photos



In 20 years at the helm, Washington-St. Louis coach Nancy Fahey has compiled a 472- 79 record to rank among the leaders in winning percentage and victories.

Division III Coaching Records

Winningest Active Coaches

(Minimum five years as a head coach at a Division III school; includes record at four-year colleges only)

BY PERCENTAGE

Coach, Team	Yrs.	Won	Lost	Pct.
1. Gary Fifield, Southern Me.	19	489	79	.861
2. Nancy Fahey, Washington-St. Louis	20	472	79	.857
3. Stefanie Pemper, Bowdoin	8	187	37	.835
4. Phillip Kahler, St. John Fisher	32	731	145	.834
5. Michael Strong, Scranton	26	639	132	.829
6. G.P. Gromacki, Drew	6	143	30	.827
7. Brian Morehouse, Hope	10	234	51	.821
8. Tim Shea, Salem St.	25	579	132	.814
9. Dixie Jeffers, Capital	23	498	132	.790
10. Michael Durbin, St. Benedict	21	452	121	.789
11. Janice Quinn, New York U.	19	412	112	.786
12. Pam Ruder, Southwestern (Tex.)	10	215	60	.782
13. Kris Huffman, DePauw	13	273	79	.776
14. April Arvan, Lakeland	12	250	73	.774
15. Gil Rigell, Pacific Lutheran	9	183	58	.759
16. Jean Willi, Bridgewater (Va.)	10	208	67	.756
17. Lori Kerans, Millikin	20	397	130	.753
18. Andy Yosinoff, Emmanuel (Mass.)	29	545	187	.745
19. Chris Kielsmeier, Howard Payne	6	118	42	.738
20. Paul Allen Duke, Mississippi Col.	11	203	73	.736
21. Bill Finney, Marymount (Va.)	23	464	168	.734
21. Tonja Englund, Wis.-Eau Claire	6	124	45	.734
23. Amanda Van Voorhis, Salve Regina	6	121	44	.733
23. George Martin, Colby-Sawyer	12	242	88	.733
25. Cheri Harrer, Baldwin-Wallace	16	328	120	.732
25. Keith Mondillo, Gwynedd-Mercy	11	219	80	.732
27. James Murphy, Bates	12	225	83	.731
28. Jackie Slaats, Lake Forest	20	341	126	.730
29. Marguerite Gualtieri, Staten Island	8	167	62	.729
30. Beth Baker, Wheaton (Ill.)	20	373	145	.720
30. Jerry Scheve, Wilmington (Ohio)	16	306	119	.720
30. Susan Dunagan, Roanoke	25	482	187	.720
33. Jina DeRubbo, Wash. & Jeff.	9	174	69	.716
33. Scott Rueck, George Fox	10	184	73	.716
35. Candace Crabtree, Mount Ida	11	222	89	.714
35. Dan Raymond, Ithaca	7	137	55	.714
37. Pam Smith, Wittenberg	20	386	158	.710
38. Suzy Barcomb, Puget Sound	8	148	61	.708
38. Yvonne Kauffman, Elizabethtown	36	616	254	.708
40. Doreen Belkowski, Albion	5	97	41	.703
41. Denise Bierly, Eastern Conn. St.	12	233	99	.702
41. Jamie Beaudoin, Me.-Farmington	7	134	57	.702
43. Craig Dagan, Maine Maritime	5	94	41	.696

Coach, Team

Coach, Team	Yrs.	Won	Lost	Pct.
43. Pat Manning, Williams	16	275	120	.696
43. Patricia Glispin, Clark (Mass.)	22	415	181	.696
46. Fred Richter, DeSales	16	305	135	.693
47. Kevin Calabria, Alvernia	17	325	145	.691
48. Keith Quigley, Fontbonne	10	176	79	.690
49. Barb Bausch, Vassar	11	200	92	.685
50. Brian Niemuth, Simpson	19	338	158	.681

Note: Coaches of institutions that are reclassifying to another division and are past the exploratory year are not included on this list.

(Coaches with less than five years as a Division III head coach; includes record at four-year colleges only; number of years as Division III head coach in parentheses.)

Coach, Team

Coach, Team	Yrs.	Won	Lost	Pct.
1. Robin Potera-Haskins, Louisiana Col. (2)	10	178	96	.650
2. Chris Mooney, Farmingdale (4)	6	104	58	.642
3. Kim Eiler, Franklin (2)	8	139	90	.607
4. Sherrie Holloway, Baptist Bible (Pa.) (3)	19	288	226	.560
5. Emily Bauer, North Central (Ill.) (4)	8	111	98	.531

BY VICTORIES

Coach, Team

Coach, Team	Yrs.	Won	Lost	Pct.
1. Phillip Kahler, St. John Fisher	32	731	145	.834
2. Michael Strong, Scranton	26	639	132	.829
3. Yvonne Kauffman, Elizabethtown	36	616	254	.708
4. Tim Shea, Salem St.	25	579	132	.814
5. Andy Yosinoff, Emmanuel (Mass.)	29	545	187	.745
6. Dixie Jeffers, Capital	23	498	132	.790
7. Gary Fifield, Southern Me.	19	489	79	.861
8. Nancy Funk, Johns Hopkins	29	487	245	.665
9. Susan Dunagan, Roanoke	25	482	187	.720
10. Jack Surridge, North Park	31	474	304	.609
10. Linda Sharp, Concordia-Austin	25	474	244	.660
12. Nancy Fahey, Washington-St. Louis	20	472	79	.857
13. Bill Finney, Marymount (Va.)	23	464	168	.734
14. Michael Durbin, St. Benedict	21	452	121	.789
15. Connie Tillye, St. Norbert	29	450	233	.659
16. J. Randall Ognibene, Mt. St. Mary (N.Y.)	26	441	228	.659
17. Jodie Burton, Claremont-M-S	26	424	228	.650
18. Patricia Glispin, Clark (Mass.)	22	415	181	.696
19. Janice Quinn, New York U.	19	412	112	.786
20. Lori Kerans, Millikin	20	397	130	.753
21. Pam Smith, Wittenberg	20	386	158	.710
22. Carroll LaHaye, Randolph-Macon	24	382	252	.603
23. Beth Baker, Wheaton (Ill.)	20	373	145	.720
23. Jane Hildebrand, Luther	22	373	196	.656
25. Judy Blinstrub, Babson	22	371	212	.636
26. Becky Martin, McDaniel	25	365	242	.601
27. Joy Scruggs, Emory & Henry	25	357	268	.571
28. Mary Beth Spirk, Moravian	19	353	166	.680
29. Michael Miller, Messiah	20	349	166	.678
29. Nan Carney-DeBord, Ohio Wesleyan	20	349	176	.665
31. Jackie Slaats, Lake Forest	20	341	126	.730
32. Brian Niemuth, Simpson	19	338	158	.681
33. Kitty Baldrige, Gallaudet	29	334	404	.453
34. Mark Thomas, Wis.-Stout	19	332	174	.656
35. Cheri Harrer, Baldwin-Wallace	16	328	120	.732
36. Kevin Calabria, Alvernia	17	325	145	.691
37. Kathy Connell, Pomona-Pitzer	28	318	394	.447
38. Charles Goffnett, Alma	19	306	172	.640
38. Jerry Scheve, Wilmington (Ohio)	16	306	119	.720
40. Fred Richter, DeSales	16	305	135	.693
41. Naomi Graves, Springfield	21	301	251	.545
42. Dawn Henderson, TCNJ	17	299	143	.676
43. Shirley Egner, Wis.-Stevens Point	17	290	152	.656
44. Kate Mullen, Wesleyan (Conn.)	25	282	294	.490
45. Pat Manning, Williams	16	275	120	.696
46. Kris Huffman, DePauw	13	273	79	.776
47. Jim Scheible, Rochester	15	266	140	.655
48. Carol Simon, Brandeis	19	262	218	.546
49. Debra Hunter, Austin	19	257	210	.550
49. Karen McConnell, Heidelberg	18	257	218	.541

Note: Coaches of institutions that are reclassifying to another division and are past the exploratory year are not included on this list.

(Coaches with less than five years as a Division III head coach; includes record at four-year colleges only; number of years as Division III head coach in parentheses.)

Coach, Team

Coach, Team	Yrs.	Won	Lost	Pct.
1. Sherrie Holloway, Baptist Bible (Pa.) (3)	19	288	226	.560
2. Robin Potera-Haskins, Louisiana Col. (2)	10	178	96	.650
3. Erica Ledy, New England Col. (3)	13	170	176	.491
4. Kim Eiler, Franklin (2)	8	139	90	.607
5. Kevin Morris, Rutgers-Newark (4)	13	127	222	.364

Winningest Coaches All-Time

(Minimum 10 years as a head coach at a Division III school; includes record at four-year colleges only)

BY PERCENTAGE

Coach, Team, Yrs. Coaching	Yrs.	Won	Lost	Pct.
1. *Gary Fifield (Southern Me. 1988-06)	19	489	79	.861
2. *Nancy Fahey (Washington-St. Louis 1987-06)	20	472	79	.857
3. *Phillip Kahler (St. John Fisher 1975-06)	32	731	145	.834
4. *Michael Strong (Scranton 1980-94, 96-06)	26	639	132	.829
5. *Brian Morehouse (Hope 1997-06)	10	234	51	.821
6. *Tim Shea (Salem St. 1982-06)	25	579	132	.814
7. Ted Rivero (St. Thomas (Minn.) 1985-99)	15	337	80	.808
8. *Dixie Jeffers (Rio Grande 1984-86, Capital 1987-06)	23	498	132	.790
9. *Michael Durbin (Wittenberg 1986, St. Benedict 1987-06)	21	452	121	.789
10. *Janice Quinn (New York U. 1988-06)	19	412	112	.786
11. *Pam Ruder (Wis.-Oshkosh 1997-05, Southwestern (Tex.) 2006)	10	215	60	.782
12. *Kris Huffman (DePauw 1994-06)	13	273	79	.776
13. *April Arvan (Lakeland 1995-06)	12	250	73	.774
14. Bill Lessig (Connecticut Col. 1983-93)	11	179	55	.765
15. Glenn Begly (William Smith 1989-04)	16	319	101	.760
16. *Jean Willi (Bridgewater (Va.) 1997-06)	10	208	67	.756
17. *Lori Kerans (Millikin 1987-06)	20	397	130	.753
18. *Andy Yosinoff (Emmanuel (Mass.) 1978-06)	29	545	187	.745
19. Michael McDevitt (St. Joseph's (Me.) 1988-03)	16	326	117	.736
20. *Bill Finney (Marymount (Va.) 1984-06)	23	464	168	.734
21. *George Martin (Colby-Sawyer 1995-06)	12	242	88	.733
22. *Cheri Harrer (Baldwin-Wallace 1991-06)	16	328	120	.732
22. *Keith Mondillo (Gwynedd-Mercy 1996-06)	11	219	80	.732
24. *James Murphy (Bates 1995-06)	12	225	83	.731
25. *Jackie Slaats (Lake Forest 1987-06)	20	341	126	.730
26. *Beth Baker (Wheaton (Ill.) 1987-06)	20	373	145	.720
26. *Jerry Scheve (Wilmington (Ohio) 1991-06)	16	306	119	.720
26. *Susan Dunagan (Roanoke 1982-06)	25	482	187	.720
29. Monica Severson (Wartburg 1989-06)	18	335	131	.719
29. Rick Berger (Westfield St. 1991-01)	11	210	82	.719
31. *Pam Smith (Wittenberg 1987-06)	20	386	158	.710
32. Gail F. Maloney (Buffalo St. 1979-86, 88-00)	21	374	154	.708
32. *Yvonne Kauffman (Elizabethtown 1971-06)	36	616	254	.708
34. *Lisa Stone (Cornell College 1986-88, Wis.-Eau Claire 1989-00, Drake 2001-03, Wisconsin 2004-06)	21	408	169	.707
35. Carl Hatchell (Mercedith 1989-04)	16	255	107	.704
36. *Denise Bierly (Eastern Conn. St. 1995-06)	12	233	99	.702
37. Nancy Breitenstein (Pomona-Pitzer 1969-90, 92)	23	336	143	.701
38. *Pat Manning (Williams 1991-06)	16	275	120	.696
38. *Patricia Glispin (Clark (Mass.) 1985-06)	22	415	181	.696
40. Jody Rajcula (Western Conn. St. 1982-02)	21	383	168	.695
41. *Fred Richter (DeSales 1991-06)	16	305	135	.693
42. *Kevin Calabria (Alvernia 1990-06)	17	325	145	.691
43. *Keith Quigley (Fontbonne 1997-06)	10	176	79	.690
44. *Barb Bausch (Pomona-Pitzer 1993, Guilford 1994-03, Vassar 2007)	11	200	92	.685
45. *Becky Geyer (Trinity (Tex.) 1993-06, Jacksonville St. 2007)	14	248	115	.683
46. *Brian Niemuth (Simpson 1988-06)	19	338	158	.681
46. Bryan Whitten (King's (Pa.) 1994-05)	12	220	103	.681
48. *Mary Beth Spirk (Moravian 1988-06)	19	353	166	.680
49. *Michael Miller (Messiah 1987-06)	20	349	166	.678
50. *Dawn Henderson (Worcester St. 1989-90, Drew 1991-92, TCNJ 1994-06)	17	299	143	.676
50. *Erin Shaughnessy (Wm. Paterson 1993-01, 03-06)	13	236	113	.676

*Active coach.

BY VICTORIES

Coach, Team, Yrs. Coaching	Yrs.	Won	Lost	Pct.
1. *Phillip Kahler (St. John Fisher 1975-06)	32	731	145	.834
2. *Michael Strong (Scranton 1980-94, 96-06)	26	639	132	.829
3. *Yvonne Kauffman (Elizabethtown 1971-06)	36	616	254	.708
4. *Tim Shea (Salem St. 1982-06)	25	579	132	.814
5. *Andy Yosinoff (Emmanuel (Mass.) 1978-06)	29	545	187	.745
6. *Dixie Jeffers (Rio Grande 1984-86, Capital 1987-06)	23	498	132	.790
7. *Gary Fifield (Southern Me. 1988-06)	19	489	79	.861
8. *Nancy Funk (Messiah 1978-86, Johns Hopkins 1987-06)	29	487	245	.665
9. *Susan Dunagan (Roanoke 1982-06)	25	482	187	.720
10. *Nancy Fahey (Washington-St. Louis 1987-06)	20	472	79	.857
11. *Bill Finney (Marymount (Va.) 1984-06)	23	464	168	.734
12. *Michael Durbin (Wittenberg 1986, St. Benedict 1987-06)	21	452	121	.789
13. *Connie Tilley (St. Norbert 1978-06)	29	450	233	.659
14. *J. Randall Ognibene (Mt. St. Mary (N.Y.) 1981-06)	26	441	228	.659
15. *Jodie Burton (Claremont-MS 1980-02, 04-06)	26	424	228	.650
16. *Patricia Glispin (Clark (Mass.) 1985-06)	22	415	181	.696
17. *Janice Quinn (New York U. 1988-06)	19	412	112	.786
18. Judy Malone (UC San Diego 1977-05)	29	411	327	.557
19. *Lisa Stone (Cornell College 1986-88, Wis.-Eau Claire 1989-00, Drake 2001-03, Wisconsin 2004-06)	21	408	169	.707
20. Gary Boeyink (Central (Iowa) 1974-01)	28	399	286	.582
21. *Lori Kerans (Millikin 1987-06)	20	397	130	.753
22. Donna Newberry (Muskingum 1975-00)	26	393	219	.642
23. *Pam Smith (Wittenberg 1987-06)	20	386	158	.710
24. Jody Rajcula (Western Conn. St. 1982-02)	21	383	168	.695
25. *Carroll LaHoye (Randolph-Macon 1983-06)	24	382	252	.603
26. Gail F. Maloney (Buffalo St. 1979-86, 88-00)	21	374	154	.708
27. *Beth Baker (Wheaton (Ill.) 1987-06)	20	373	145	.720
27. *Jane Hildebrand (Luther 1985-06)	22	373	196	.656
29. *Judy Blinstrub (Babson 1985-06)	22	371	212	.636
30. *Becky Martin (McDaniel 1982-06)	25	365	242	.601
31. *Joy Scruggs (Emory & Henry 1982-06)	25	357	268	.571
32. *Mary Beth Spirk (Moravian 1988-06)	19	353	166	.680
33. *Michael Miller (Messiah 1987-06)	20	349	166	.678
33. *Nan Carney-DeBord (Ohio Wesleyan 1986-01, 03-06)	20	349	176	.665
35. *Jackie Slaats (Lake Forest 1987-06)	20	341	126	.730
36. *Brian Niemuth (Simpson 1988-06)	19	338	158	.681
37. Ted Rivero (St. Thomas (Minn.) 1985-99)	15	337	80	.808
38. Nancy Breitenstein (Pomona-Pitzer 1969-90, 92)	23	336	143	.701
39. Monica Severson (Wartburg 1989-06)	18	335	131	.719
40. *Kitty Baldrige (Gallaudet 1978-06)	29	334	404	.453
41. *Mark Thomas (Wis.-Stout 1988-06)	19	332	174	.656
42. *Cheri Harrer (Baldwin-Wallace 1991-06)	16	328	120	.732
43. Michael McDevitt (St. Joseph's (Me.) 1988-03)	16	326	117	.736
44. *Kevin Calabria (Alvernia 1990-06)	17	325	145	.691
45. Glenn Begly (William Smith 1989-04)	16	319	101	.760
45. Mike Decillis (Nazareth 1985-98, Canisius 1999-04)	20	319	217	.595
47. *Kathy Connell (Smith 1979-80, Colgate 1981-92, Occidental 1993-96, Pomona-Pitzer 1997-06)	28	318	394	.447
48. Joyce Wong (Brooklyn 1976-78, Rochester 1979-99)	24	309	295	.512
49. *Charles Goffnett (Alma 1988-06)	19	306	172	.640
49. *Jerry Scheve (Wilmington (Ohio) 1991-06)	16	306	119	.720

*Active coach.



Championships

Division I Championship130

Division II Championship.....142

Division III Championship.....146



Division I Championship

2005 Results

FIRST ROUND

Arizona St. 80, Stephen F. Austin 61
 Baylor 74, Northern Ariz. 56
 Boston College 78, Notre Dame 61
 Brigham Young 67, Iowa 62
 Connecticut 77, Coppin St. 54
 DePaul 68, Liberty 43
 Duke 96, Southern U. 27
 Florida St. 80, Louisiana Tech 71
 George Washington 87, Old Dominion 72
 Georgia 75, Marist 60
 Hartford 64, Temple 58
 Kentucky 69, Chattanooga 59
 LSU 72, Fla. Atlantic 48
 Maryland 95, Sacred Heart 54
 Michigan St. 65, Wis.-Milwaukee 46
 New Mexico 83, Florida 59
 North Carolina 75, UC Riverside 51
 Ohio St. 68, Oakland 45
 Oklahoma 78, Pepperdine 66
 Purdue 73, Missouri St. 52
 Rutgers 63, Dartmouth 58
 St. John's 78, California 68
 Southern California 67, South Fla. 65

Stanford 72, Southeast Mo. St. 45
 Tennessee 102, Army 54
 TCU 69, Texas A&M 65
 Tulsa 71, North Carolina St. 61
 UCLA 74, Bowling Green 61
 Utah 76, Middle Tenn. 71
 Vanderbilt 76, Louisville 64
 Virginia Tech 82, Missouri 51
 Washington 73, Minnesota 69

SECOND ROUND

Baylor 87, New Mexico 67
 Boston College 79, Ohio St. 69
 Connecticut 79, Virginia Tech 56
 DePaul 71, Tulsa 67
 Duke 85, Southern California 51
 Georgia 73, Hartford 54
 LSU 72, Washington 49
 Maryland 81, St. John's 74
 Michigan St. 67, Kentucky 63
 North Carolina 89, Vanderbilt 70
 Oklahoma 86, Brigham Young 70
 Purdue 61, UCLA 54
 Rutgers 82, TCU 48
 Stanford 88, Florida St. 70
 Tennessee 66, George Washington 53
 Utah 86, Arizona St. 65

REGIONAL SEMIFINALS

Connecticut 77, Georgia 75
 Duke 86, Michigan St. 61
 LSU 66, DePaul 56
 Maryland 82, Baylor 63
 North Carolina 70, Purdue 68
 Stanford 88, Oklahoma 74
 Tennessee 76, Rutgers 69
 Utah 57, Boston College 54

REGIONAL CHAMPIONSHIPS

Duke 63, Connecticut 61
 LSU 62, Stanford 59
 Maryland 75, Utah 65
 North Carolina 75, Tennessee 63

NATIONAL SEMIFINALS

Duke 64, LSU 45
 Maryland 81, North Carolina 70

NATIONAL CHAMPIONSHIP

Maryland 78, Duke 75



Photo by Suzanne Ouellette/NCAA Photos

Maryland's Crystal Langhorne attempts to steal the ball from North Carolina's Christina Dewitt (15) during the semifinal match-up in Boston.

Women's Final Four Box Scores

SEMIFINALS

APRIL 2 AT BOSTON

Maryland 81, North Carolina 70
Maryland

No.	Player	Total FG		3-PT.		REBOUNDS			PF	TP	A	TO	BLK	S	MIN		
		FG	FGA	FG	FGA	FT	FTA	OF								DE	TOT
15	Laura Harperf	8	16	0	0	8	10	6	3	9	4	24	0	5	1	0	31
25	Marissa Colemanf	3	5	0	1	6	6	3	11	14	1	12	7	2	0	3	36
1	Crystal Langhorne-c	10	12	0	0	3	6	0	2	2	3	23	1	2	1	0	39
20	Kristi Toliver-g	5	12	1	6	3	4	1	3	4	4	14	2	12	0	0	38
22	Shay Dorong	2	5	0	1	4	6	2	3	5	3	8	1	3	0	3	31
21	Ashleigh Newman	0	0	0	0	0	0	0	3	3	3	0	1	2	0	2	15
32	Charmaine Carr	0	0	0	0	0	0	0	0	0	0	0	0	0	0	0	1
44	Aurelie Noirez	0	0	0	0	0	0	0	0	0	0	0	0	0	0	0	1
55	Jade Perry	0	0	0	0	0	0	0	0	0	5	0	0	0	0	1	8
TM	Team	0	0	0	0	0	0	1	3	4	0	0	0	0	0	0	0
	Totals	28	50	1	8	24	32	13	28	41	23	81	12	26	2	9	200

Total Field-Goal Percentage: .560
 3-Point Field-Goal Percentage: .125
 Free-Throw Percentage: .750

DEADBALL REBOUNDS: 5

North Carolina

No.	Player	Total FG		3-PT.		REBOUNDS			PF	TP	A	TO	BLK	S	MIN		
		FG	FGA	FG	FGA	FT	FTA	OF								DE	TOT
20	Camille Littlef	3	10	0	3	2	2	3	3	6	5	8	3	4	0	0	28
44	Jessica Self	2	5	2	4	0	0	0	0	0	1	6	0	0	0	0	12
2	Erlana Larkins-c	9	17	0	0	10	15	7	3	10	5	28	5	3	1	5	37
12	Ivory Latta-g	5	17	1	10	3	5	0	0	0	5	14	4	5	0	3	38
22	La'Tangela Atkinson-g	2	6	0	1	0	0	4	2	6	2	4	0	3	0	3	27
1	Jennifer Nelms	0	0	0	0	0	0	0	0	0	0	0	0	0	0	0	1
11	Alex Miller	1	2	1	2	0	0	0	0	0	0	3	0	0	0	1	19
14	Heather Claytor	0	1	0	1	0	0	0	0	0	0	0	0	0	0	2	
15	Christina Dewitt	2	4	0	1	0	0	1	4	5	1	4	0	1	0	2	13
24	Meghan Austin	0	0	0	0	0	0	0	0	0	0	0	0	0	0	0	1
30	LaToya Pringle	0	2	0	0	0	0	1	0	1	3	0	0	0	2	14	
32	Rashanda McCants	1	4	0	1	1	2	2	0	2	0	3	0	1	0	0	9
TM	Team	0	0	0	0	0	0	1	0	1	0	0	0	0	0	0	0
	Totals	25	68	4	23	16	24	19	12	31	22	70	12	17	3	16	200

Total Field-Goal Percentage: .368
 3-Point Field-Goal Percentage: .174
 Free-Throw Percentage: .667
 Attendance: 18,642.

DEADBALL REBOUNDS: 4

Officials: Melissa Barlow, Scott Yarbrough, Eric Brewton.
 Technical fouls: BMaryland-None. North Carolina-None.

Score by Periods	1	2	Total
Maryland	36	45	81
North Carolina	34	36	70

Duke 64, LSU 45
LSU

No.	Player	Total FG		3-PT.		REBOUNDS			PF	TP	A	TO	BLK	S	MIN		
		FG	FGA	FG	FGA	FT	FTA	OF								DE	TOT
54	Ashley Thomas-f	0	6	0	0	0	0	2	2	4	3	0	0	0	2	14	
34	Syliva Fowles-c	3	8	0	0	2	4	3	10	13	2	8	0	3	1	3	40
5	Erica White-g	1	5	0	0	1	2	1	4	5	3	3	2	3	0	1	28
32	Scholanda Hoston-g	2	13	0	5	4	4	1	2	3	4	8	2	1	0	1	40
33	Seimone Augustus-g	6	18	1	3	1	2	1	2	3	2	14	0	3	1	0	40
12	RaShonta LeBlanc	1	3	0	0	0	0	1	0	1	0	2	2	0	0	0	12
22	Florence Williams	5	9	0	1	0	0	1	2	3	1	10	2	3	0	1	26
TM	Team	0	0	0	0	0	0	4	2	6	0	0	0	2	0	0	0
	Totals	18	62	1	9	8	12	14	24	38	15	45	8	13	2	8	200

Total Field-Goal Percentage: .290 DEADBALL REBOUNDS: 3
 3-Point Field-Goal Percentage: .111
 Free-Throw Percentage: .667

Duke

No.	Player	Total FG		3-PT.		REBOUNDS			PF	TP	A	TO	BLK	S	MIN		
		FG	FGA	FG	FGA	FT	FTA	OF								DE	TOT
1	Mistie Williams-f	7	9	0	0	0	0	2	7	9	1	14	1	1	0	1	29
23	Wanisha Smith-f	0	0	0	0	0	0	0	3	3	1	0	3	2	0	0	17
43	Alison Bales-c	3	9	0	0	1	2	1	4	5	1	7	4	0	6	2	31
10	Lindsey Harding-g	4	11	0	0	2	3	0	6	6	1	10	5	3	1	1	36
25	Monique Currie-g	6	11	0	0	1	2	0	4	4	1	13	1	1	0	2	34
2	Emily Waner	0	0	0	0	0	0	0	0	0	0	0	0	0	0	0	1
3	Laura Kurz	0	0	0	0	0	0	0	0	0	0	0	0	0	0	0	1
4	Abby Waner	2	3	2	2	5	8	1	2	3	3	11	1	4	1	2	22
11	Chante Black	3	7	0	0	1	2	3	3	6	1	7	0	1	0	0	19
24	Jessica Foley	1	2	0	1	0	0	0	1	1	1	2	0	1	0	0	10
TM	Team	0	0	0	0	0	0	0	1	1	0	0	0	1	0	0	0
	Totals	26	52	2	3	10	17	7	31	38	10	64	15	14	8	8	200

Total Field-Goal Percentage: .500 DEADBALL REBOUNDS: 2
 3-Point Field-Goal Percentage: .667
 Free-Throw Percentage: .588
 Officials: Dee Kantner, Michael Price, Denise Brooks-Clouser.
 Technical fouls: LSU-Team. Duke-None.

Score by Periods	1	2	Total
LSU	15	30	45
Duke	26	68	64

CHAMPIONSHIP
APRIL 4 AT BOSTON
Maryland 78, Duke 75
Maryland

No.	Player	Total FG		3-PT.		REBOUNDS			PF	TP	A	TO	BLK	S	MIN		
		FG	FGA	FG	FGA	FT	FTA	OF								DE	TOT
15	Laura Harperf	6	14	0	0	4	6	4	3	7	4	16	0	2	0	0	37
25	Marissa Coleman-f	4	12	0	2	2	2	1	13	14	2	10	2	3	0	1	36
1	Crystal Langhorne-c	4	6	0	0	4	6	2	5	7	4	12	4	0	0	2	38
20	Kristi Toliver-g	6	18	2	6	2	2	1	2	3	2	16	4	3	0	2	43
22	Shay Doron-g	4	9	2	4	6	6	0	3	3	4	16	1	4	0	4	36
21	Ashleigh Newman	1	3	1	2	1	2	0	0	0	3	4	0	2	0	1	17
32	Charmaine Carr	0	0	0	0	0	0	1	0	1	0	0	0	0	0	0	3
55	Jade Perry	2	3	0	0	0	0	0	2	2	1	4	0	2	0	0	15
TM	Team	0	0	0	0	0	0	1	4	5	0	0	0	0	0	0	0
	Totals	27	65	5	14	19	24	10	32	42	20	78	11	16	0	10	225

Total Field-Goal Percentage: .415 DEADBALL REBOUNDS: 4
 3-Point Field-Goal Percentage: .357
 Free-Throw Percentage: .792

Duke

No.	Player	Total FG		3-PT.		REBOUNDS			PF	TP	A	TO	BLK	S	MIN		
		FG	FGA	FG	FGA	FT	FTA	OF								DE	TOT
1	Mistie Williams-f	1	8	0	0	1	3	0	3	3	3	3	2	2	1	36	
23	Wanisha Smith-f	0	2	0	1	0	0	1	3	4	1	0	0	2	0	1	8
43	Alison Bales-c	7	11	0	0	5	6	3	9	12	4	19	1	0	3	1	41
10	Lindsey Harding-g	6	14	0	1	4	5	0	3	3	5	16	1	4	0	4	38
25	Monique Currie-g	7	16	0	1	8	9	3	3	6	4	22	4	4	0	2	37
4	Abby Waner	1	6	1	3	2	3	3	1	4	1	5	4	3	0	2	37
11	Chante Black	0	2	0	0	0	0	0	3	3	3	0	1	0	0	0	13
24	Jessica Foley	3	6	2	5	2	2	1	0	1	0	10	0	1	0	0	15
TM	Team	0	0	0	0	0	0	1	4	5	0	0	0	0	0	0	0
	Totals	25	65	3	11	22	28	12	29	41	41	75	14	16	5	11	225

Total Field-Goal Percentage: .385 DEADBALL REBOUNDS: 2
 3-Point Field-Goal Percentage: .273
 Free-Throw Percentage: .786
 Attendance: 18,642
 Officials: Lisa Mattingly, Bob Trammell, Tina Napier.
 Technical fouls: Maryland-None. Duke-None.

Score by Periods	1	2	OT	Total
Maryland	28	42	8	78
Duke	38	32	5	75

Championship Year-by-Year Results

Season	Champion	Coach	Score	Runner-Up	Site
1982	Louisiana Tech	Sonja Hogg	76-62	Cheyney	Norfolk, Va.
1983	Southern California	Linda Sharp	69-67	Louisiana Tech	Norfolk, Va.
1984	Southern California	Linda Sharp	72-61	Tennessee	Los Angeles
1985	Old Dominion	Marianne Stanley	70-65	Georgia	Austin, Texas
1986	Texas	Jody Conradt	97-81	Southern California	Lexington, Ky.
1987	Tennessee	Pat Summitt	67-44	Louisiana Tech	Austin, Texas
1988	Louisiana Tech	Leon Barmore	56-54	Auburn	Tacoma, Wash.
1989	Tennessee	Pat Summitt	76-60	Auburn	Tacoma, Wash.
1990	Stanford	Tara VanDerveer	88-81	Auburn	Knoxville, Tenn.
1991	Tennessee	Pat Summitt	70-67(ot)	Virginia	New Orleans
1992	Stanford	Tara VanDerveer	78-62	Western Ky.	Los Angeles
1993	Texas Tech	Marsha Sharp	84-82	Ohio St.	Atlanta
1994	North Carolina	Sylvia Hatchell	60-59	Louisiana Tech	Richmond, Va.
1995	Connecticut	Geno Auriemma	70-64	Tennessee	Minneapolis
1996	Tennessee	Pat Summitt	83-65	Georgia	Charlotte, N.C.
1997	Tennessee	Pat Summitt	68-59	Old Dominion	Cincinnati
1998	Tennessee	Pat Summitt	93-75	Louisiana Tech	Kansas City, Mo.
1999	Purdue	Carolyn Peck	62-45	Duke	San Jose, Calif.
2000	Connecticut	Geno Auriemma	71-52	Tennessee	Philadelphia
2001	Notre Dame	Muffet McGraw	68-66	Purdue	St. Louis
2002	Connecticut	Geno Auriemma	82-70	Oklahoma	San Antonio
2003	Connecticut	Geno Auriemma	73-68	Tennessee	Atlanta
2004	Connecticut	Geno Auriemma	70-61	Tennessee	New Orleans
2005	Baylor	Kim Mulkey	84-62	Michigan St.	Indianapolis
2006	Maryland	Brenda Frese	78-75 (ot)	Duke	Boston

MOST OUTSTANDING PLAYER AWARDS

1982—Janice Lawrence, Louisiana Tech; 1983—Cheryl Miller, Southern California; 1984—Cheryl Miller, Southern California; 1985—Tracy Claxton, Old Dominion; 1986—Clarissa Davis, Texas; 1987—Tonya Edwards, Tennessee; 1988—Erica Westbrooks, Louisiana Tech; 1989—Bridgette Gordon, Tennessee; 1990—Jennifer Azzi, Stanford; 1991—Dawn Staley, Virginia; 1992—Molly Goodenbour, Stanford; 1993—Sheryl Swoopes, Texas Tech; 1994—Charlotte Smith, North Caro; 1995—Rebecca Lobo, Connecticut; 1996—Michelle Marciniak, Tennessee; 1997—Chamique Holdsclaw, Tennessee; 1998—Chamique Holdsclaw, Tennessee; 1999—Ukari Figgs, Purdue; 2000—Shea Ralph, Connecticut; 2001—Ruth Riley, Notre Dame; 2002—Swin Cash, Connecticut; 2003—Diana Taurasi, Connecticut; 2004—Diana Taurasi, Connecticut; 2005—Sophia Young, Baylor; 2006—Laura Harper, Maryland

HIGHEST TOURNAMENT SCORING AVERAGE

(Minimum three games played)

Season	Player, Team	G	FG	3FG	FT	Pts.	Avg.
1982	Lorri Bauman, Drake	3	36	—	38	110	36.7
1983	Janice Lawrence, Louisiana Tech	5	41	—	32	114	22.8
1984	Mary Ostrowski, Tennessee	5	43	—	27	113	22.6
1985	Lillie Mason, Western Ky.	4	34	—	25	93	23.3
1986	Clarissa Davis, Texas	5	43	—	17	103	20.6
1987	Bridgette Gordon, Tennessee	5	41	—	29	111	22.2
1988	Penny Toler, Long Beach St.	4	41	0	17	99	24.8
1989	Bridgette Gordon, Tennessee	5	53	0	28	134	26.8
1990	Delmonica DeHorney, Arkansas	4	42	0	26	110	27.5
	Trisha Stevens, Stanford	5	46	0	18	110	22.0
1991	Kerry Bascom, Connecticut	4	35	8	20	98	19.6
1992	Kim Pehlke, Western Ky.	5	40	15	19	114	22.8
1993	Sheryl Swoopes, Texas Tech	5	56	8	57	177	35.4
1994	Tonya Sampson, North Carolina	6	42	12	28	124	20.7
1995	Dana Johnson, Tennessee	6	41	0	34	116	19.3
1996	Saudia Roundtree, Georgia	6	39	3	32	113	18.8
	Sheri Sam, Vanderbilt	4	47	5	14	113	28.3
1997	Chamique Holdsclaw, Tennessee	6	59	0	18	136	22.7
1998	Chamique Holdsclaw, Tennessee	6	64	0	30	158	26.3
1999	Ukari Figgs, Purdue	6	30	14	34	108	18.0
2000	Tamika Catchings, Tennessee	6	37	8	17	99	16.5
2001	Jackie Stiles, Missouri St.	5	46	6	42	140	28.0
2002	Chantelle Anderson, Vanderbilt	4	32	0	35	99	24.8
2003	Diana Taurasi, Connecticut	6	53	20	31	157	26.2
2004	Seimone Augustus, LSU	5	55	2	9	121	24.2
2005	Cappie Pondexter, Rutgers	4	35	11	15	96	24.0
2006	Crystal Langhorne, Maryland	6	53	0	26	132	22.0

ALL-TIME SCORING LEADERS

Player, Team (Years Competed)	G	FG	FT	Pts.	Avg.
Chamique Holdsclaw, Tennessee (1996-97-98-99)	22	195	89	479	21.8
Diana Taurasi, Connecticut (2001-02-03-04)	23	151	65	428	18.6
Bridgette Gordon, Tennessee (1986-87-88-89)	18	155	78	388	21.6
Alana Beard, Duke (2001-02-03-04)	17	130	82	352	20.1
Cheryl Miller, Southern California (1983-84-85-86)	16	121	91	333	20.8
Janice Lawrence, Louisiana Tech (1982-83-84)	14	118	76	312	22.3

Player, Team (Years Competed)

Player, Team (Years Competed)	G	FG	FT	Pts.	Avg.
Penny Toler, San Diego St./Long Beach St. (1985-87-88-89)	13	128	35	291	22.4
Ruth Riley, Notre Dame (1998-99-2000-01)	14	101	74	276	19.7
Dawn Staley, Virginia (1989-90-91-92)	15	102	59	274	18.3
Tamika Catchings, Tennessee (1998-99-2000)	16	100	53	269	16.8
Cindy Brown, Long Beach St. (1984-85-86-87)	12	98	67	263	21.9
Venus Lacy, Louisiana Tech (1988-89-90)	13	102	58	263	20.2
Clarissa Davis, Texas (1986-87-89)	12	108	43	261	21.8
Sue Bird, Connecticut (2000-01-02)	17	96	29	260	15.3
Janet Harris, Georgia (1982-83-84-85)	13	108	38	254	19.5
Teresa Edwards, Georgia (1983-84-85-86)	14	100	49	249	17.8
Val Whiting, Stanford (1990-91-92-93)	16	99	50	249	15.6

BEST SINGLE-GAME SCORING PERFORMANCES

Player, Team vs. Opponent, Year	Round	FG	FT	Pts.
Lorri Bauman, Drake vs. Maryland, 1982	RC	21	8	50
Sheryl Swoopes, Texas Tech vs. Ohio St., 1993	F	16	11	47
Barbara Kennedy, Clemson vs. Penn St., 1982	1st	20	3	43
Jackie Stiles, Missouri St. vs. Duke, 2001	RSF	15	10	41
LaTaunya Pollard, Long Beach St. vs. Howard, 1982	1st	13	14	40
Cindy Brown, Long Beach St. vs. Ohio St., 1987	RC	15	10	40
Tamika Whitmore, Memphis vs. Youngstown St., 1998	1st	17	6	40
Tara Mitchell, Missouri St. vs. Toledo, 2001	1st	13	12	40
Delmonica DeHorney, Arkansas vs. Stanford, 1990	RC	15	9	39
Portia Hill, Stephen F. Austin vs. Arkansas, 1990	RS	17	5	39
Kerry Bascom, Connecticut vs. Toledo, 1991	2nd	13	8	39
Sheri Sam, Vanderbilt vs. Harvard, 1996	1st	15	7	39
Alicia Thompson, Texas Tech vs. Grambling, 1998	1st	15	9	39
Chamique Holdsclaw, Tennessee vs. Boston College, 1999	2nd	15	9	39

[Key: 1st—first round; 2nd—second round; RS—regional semifinal; RC—regional championship; SF—national semifinal; F—national championship.]

HIGHEST TOURNAMENT REBOUNDING AVERAGE

(Minimum three games played)

Year	Player, Team	G	Rb.	Avg.
1982	Paula McGee, Southern California	3	36	12.0
1983	Anne Donovan, Old Dominion	4	53	13.3
1984	Medina Dixon, Old Dominion	3	40	13.3
1985	Tracy Claxton, Old Dominion	5	72	14.4
1986	Wanda Ford, Drake	2	30	15.0
1987	Sue Wicks, Rutgers	3	39	13.0
1988	Franthea Price, Iowa	3	42	14.0
	Shanda Berry, Iowa	3	42	14.0
1989	Pauline Jordan, UNLV	3	43	14.3
1990	Venus Lacy, Louisiana Tech	4	48	12.0
1991	Daedra Charles, Tennessee	5	67	13.4
1992	Natalie Williams, UCLA	3	39	13.0
1993	Sheryl Swoopes, Texas Tech	5	48	9.6
1994	Charlotte Smith, North Carolina	5	69	13.8
1995	Wendy Palmer, Virginia	4	60	15.0

Year	Player, Team	G	Rb.	Avg.
1996	La'Keshia Frett, Georgia	6	64	10.7
1997	Katryna Gaiher, Notre Dame	5	61	12.2
1998	Nyree Roberts, Old Dominion	3	39	13.0
1999	Maylana Martin, UCLA	4	41	10.3
2000	Hamchetou Maiga, Old Dominion	3	37	12.3
2001	Caton Hill, Oklahoma	3	36	12.0
2002	Jennifer Leitner, Brigham Young	3	37	12.3
2003	Cheryl Ford, Louisiana Tech	3	42	14.0
2004	Janel McCarville, Minnesota	5	75	15.0
2005	Janel McCarville, Minnesota	3	40	13.3
2006	Khara Smith, DePaul	3	47	15.7

ALL-TIME REBOUNDING LEADERS

Player, Team (Years Competed)	G	Rb.	Avg.
Chamique Holdsclaw, Tennessee (1996-97-98-99)	22	197	9.0
Cheryl Miller, Southern California (1983-84-85-86)	16	170	10.6
Sheila Frost, Tennessee (1986-87-88-89)	18	162	9.0
Val Whiting, Stanford (1990-91-92-93)	16	161	10.1
Venus Lacy, Louisiana Tech (1988-89-90)	13	148	11.4
Bridgette Gordon, Tennessee (1986-87-88-89)	18	142	7.9
Tamika Catchings, Tennessee (1998-99-2000)	16	142	8.9
Kirsten Cummings, Long Beach St. (1982-83-84-85)	13	136	10.5
Swin Cash, Connecticut (1999-2000-01-02)	20	133	6.7
Nora Lewis, Louisiana Tech (1987-88-89)	14	130	9.3
Pam McGee, Southern California (1982-83-84)	13	127	9.8
Paula McGee, Southern California (1982-83-84)	13	125	9.6

Player, Team (Years Competed)	G	Rb.	Avg.
Daedra Charles, Tennessee (1989-90-91)	13	125	9.6
Charlotte Smith, North Carolina (1992-93-94-95)	12	125	10.4

BEST SINGLE-GAME REBOUNDING PERFORMANCES

Cheryl Taylor, Tennessee Tech vs. Georgia, 1985	1st	23
Charlotte Smith, North Carolina vs. Louisiana Tech, 1994	F	23
Daedra Charles, Tennessee vs. Missouri St., 1991	2nd	22
Cherie Nelson, Southern California vs. Western Ky., 1987	2nd	21
Alison Lang, Oregon vs. Missouri, 1982	1st	20
Shelda Arceneaux, San Diego St. vs. Long Beach St., 1984	RS	20
Tracy Claxton, Old Dominion vs. Georgia, 1985	F	20
Brigitte Combs, Western Ky. vs. West Virginia, 1989	1st	20
Tandrea Green, Western Ky. vs. West Virginia, 1989	1st	20
Hamchetou Maiga, Old Dominion vs. SMU, 2000	2nd	20
Khara Smith, DePaul vs. LSU, 2006	RS	20
Anne Donovan, Old Dominion vs. St. Peter's, 1982	1st	19
Sheila Foster, South Carolina vs. Kentucky, 1982	RC	19
Sheila Foster, South Carolina vs. East Caro., 1982	1st	19
Brantley Southers, South Carolina vs. East Caro., 1982	1st	19
Debra Walker, Cheyney vs. Monmouth, 1983	1st	19
Jackie Farmer, Clemson vs. Providence, 1991	2nd	19
Erin Scholz, Colorado vs. Missouri St., 1995	2nd	19
Delisha Milton, Florida vs. Old Dominion, 1997	RC	19
Sylvia Fowles, LSU vs. DePaul, 2006	RS	19

[Key: 1st—first round; 2nd—second round; RS—regional semifinal; RC—regional championship; SF—national semifinal; F—national championship.]

Women's Final Four All-Tournament Teams

(First player listed on each team was the most outstanding player in the Final Four)

- 1982**—Janice Lawrence, Louisiana Tech
Pam Kelly, Louisiana Tech
Valerie Walker, Cheyney
Kim Mulkey, Louisiana Tech
Yolanda Laney, Cheyney
- 1983**—Cheryl Miller, Southern California
Paula McGee, Southern California
Janice Lawrence, Louisiana Tech
Jennifer White, Louisiana Tech
Anne Donovan, Old Dominion
- 1984**—Cheryl Miller, Southern California
Pam McGee, Southern California
Paula McGee, Southern California
Janice Lawrence, Louisiana Tech
Mary Ostrowski, Tennessee
- 1985**—Tracy Claxton, Old Dominion
Medina Dixon, Old Dominion
Teresa Edwards, Georgia
Katrina McClain, Georgia
Lillie Mason, Western Ky.
- 1986**—Clarissa Davis, Texas
Cheryl Miller, Southern California
Cynthia Cooper, Southern California
Fran Harris, Texas
Clemette Haskins, Western Ky.
- 1987**—Tonya Edwards, Tennessee
Bridgette Gordon, Tennessee
Teresa Weatherspoon, Louisiana Tech
Clarissa Davis, Texas
Cindy Brown, Long Beach St.
- 1988**—Erica Westbrooks, Louisiana Tech
Teresa Weatherspoon, Louisiana Tech
Diann McNeil, Auburn
Ruthie Bolton, Auburn
Penny Toler, Long Beach St.
- 1989**—Bridgette Gordon, Tennessee
Sheila Frost, Tennessee
Vickie Orr, Auburn
Deanna Tate, Maryland
Venus Lacy, Louisiana Tech

- 1990**—Jennifer Azzi, Stanford
Katy Steding, Stanford
Chantel Tremiere, Auburn
Carolyn Jones, Auburn
Venus Lacy, Louisiana Tech
- 1991**—Dawn Staley, Virginia
Tonya Cardoza, Virginia
Daedra Charles, Tennessee
Dena Head, Tennessee
Sonja Henning, Stanford
- 1992**—Molly Goodenbour, Stanford
Rachel Hemmer, Stanford
Val Whiting, Stanford
Kim Pehlke, Western Ky.
Dawn Staley, Virginia
- 1993**—Sheryl Swoopes, Texas Tech
Krista Kirkland, Texas Tech
Nikki Keyton, Ohio St.
Katie Smith, Ohio St.
Heidi Gillingham, Vanderbilt
- 1994**—Charlotte Smith, North Carolina
Pam Thomas, Louisiana Tech
Tonya Sampson, North Carolina
Vickie Johnson, Louisiana Tech
Betsy Harris, Alabama
- 1995**—Rebecca Lobo, Connecticut
Kara Wolters, Connecticut
Jennifer Rizzotti, Connecticut
Janelle Elliott, Connecticut
Nikki McCray, Tennessee
- 1996**—Michelle Marciniak, Tennessee
La'Keshia Frett, Georgia
Chamique Holdsclaw, Tennessee
Saudia Roundtree, Georgia
Tiffani Johnson, Tennessee
- 1997**—Chamique Holdsclaw, Tennessee
Ticha Penicheiro, Old Dominion
Clarisse Machanguana, Old Dominion
Kellie Jolly, Tennessee
Nyree Roberts, Old Dominion
- 1998**—Chamique Holdsclaw, Tennessee
Kellie Jolly, Tennessee
Tamika Catchings, Tennessee
Tamicha Jackson, Louisiana Tech
Chastity Melvin, North Carolina St.

- 1999**—Ukari Figgs, Purdue
Stephanie White-McCarty, Purdue
Katie Douglas, Purdue
Michele VanGorp, Duke
Nicole Erickson, Duke
- 2000**—Shea Ralph, Connecticut
Sue Bird, Connecticut
Asjha Jones, Connecticut
Svetlana Abrosimova, Connecticut
Tamika Catchings, Tennessee
- 2001**—Ruth Riley, Notre Dame
Niele Ivey, Notre Dame
Katie Douglas, Purdue
Shalicia Hurns, Purdue
Shereka Wright, Purdue
- 2002**—Swin Cash, Connecticut
Sue Bird, Connecticut
Asjha Jones, Connecticut
Stacey Dales, Oklahoma
Rosalind Ross, Oklahoma
- 2003**—Diana Taurasi, Connecticut
Ann Strother, Connecticut
Kara Lawson, Tennessee
Gwen Jackson, Tennessee
Alana Beard, Duke
- 2004**—Diana Taurasi, Connecticut
Jessica Moore, Connecticut
Ann Strother, Connecticut
Janel McCarville, Minnesota
Shanna Zolman, Tennessee
- 2005**—Sophia Young, Baylor
Steffanie Blackmon, Baylor
Emily Niemann, Baylor
Lindsay Bowen, Michigan St.
Kristin Haynie, Michigan St.
- 2006**—Alison Bales, Duke
Monique Currie, Duke
Laura Harper, Maryland
Kristi Toliver, Maryland
Erlana Larkins, North Carolina St.

Individual Records

POINTS, GAME

50—Lorri Bauman, Drake (78) vs. Maryland (89), 1982.

POINTS, SERIES

177—Sheryl Swoopes, Texas Tech, 1993 (30 vs. Washington, 33 vs. Southern California, 36 vs. Colorado, 31 vs. Vanderbilt, 47 vs. Ohio St.).

POINTS, CAREER

479—Chamique Holdscaw, Tennessee (1996-97-98-99).

FIELD GOALS, GAME

21—Lorri Bauman, Drake (78) vs. Maryland (89), 1982.

FIELD GOALS, SERIES

64—Chamique Holdscaw, Tennessee, 1998 (11 vs. Liberty, 15 vs. Western Ky., 11 vs. Rutgers, 8 vs. North Carolina, 8 vs. Arkansas, 11 vs. Louisiana Tech).

FIELD GOALS, CAREER

195—Chamique Holdscaw, Tennessee (1996-97-98-99).

FIELD GOALS ATTEMPTED, GAME

35—Lorri Bauman, Drake (78) vs. Maryland (89), 1982.

FIELD GOALS ATTEMPTED, SERIES

131—Chamique Holdscaw, Tennessee, 1998 (17 vs. Liberty, 27 vs. Western Ky., 20 vs. Rutgers, 26 vs. North Carolina, 16 vs. Arkansas, 25 vs. Louisiana Tech).

HIGHEST FIELD-GOAL PERCENTAGE, GAME (Minimum 10 Made)

100.0%—Terry Carmichael, St. Joseph's (63) vs. North Carolina St. (67), 1985 (11-11); Genia Miller, Cal St. Fullerton (84) vs. Louisiana Tech (80), 1991 (10-10); Jessica Davenport, Ohio St. (73) vs. West Virginia (67), 2004 (10-10); Beth Swink, St. Francis (Pa.) (59) vs. Purdue (78), 2004 (10-10).

HIGHEST FIELD-GOAL PERCENTAGE, SERIES (Minimum 40 Made)

73.7%—Delmonica Deltorney, Arkansas, 1990 (42-57)

THREE-POINT FIELD GOALS, GAME

8—Julie Krommenhoek, Utah (61) vs. Louisville (69), 1998.

THREE-POINT FIELD GOALS, SERIES

20—Betsy Harris, Alabama, 1994 (4 vs. Oregon St., 6 vs. Iowa, 2 vs. Texas Tech, 4 vs. Penn St., 4 vs. Louisiana Tech); Diana Taurasi, Connecticut, 2003 (4 vs. Boston U., 5 vs. TCU, 2 vs. Boston College, 1 vs. Purdue, 4 vs. Texas, 4 vs. Tennessee).

THREE-POINT FIELD GOALS ATTEMPTED, GAME

18—Niesa Johnson, Alabama (121) vs. Duke (120) (4 ot), 1995.

THREE-POINT FIELD GOALS ATTEMPTED, SERIES

44—Diana Taurasi, Connecticut, 2003 (7 vs. Boston U., 8 vs. TCU, 5 vs. Boston College, 4 vs. Purdue, 11 vs. Texas, 9 vs. Tennessee).

HIGHEST THREE-POINT FIELD-GOAL PERCENTAGE, GAME (Minimum Five Made)

100%—Mary Cofield, Iowa St. (72) vs. Temple (57), 2002 (6-6).

HIGHEST THREE-POINT FIELD-GOAL PERCENTAGE, SERIES (Minimum 10 Made)

73.3%—Amber Nicholas, Arkansas, 1990 (11-15).

FREE THROWS MADE, GAME

17—Bridgette Gordon, Tennessee (94) vs. Long Beach St. (80), 1989.

FREE THROWS MADE, SERIES

57—Sheryl Swoopes, Texas Tech, 1993 (14 vs. Washington, 9 vs. Southern California, 15 vs. Colorado, 8 vs. Vanderbilt, 11 vs. Ohio St.).

FREE THROWS MADE, CAREER

91—Cheryl Miller, Southern California (1983-84-85-86).

FREE THROWS ATTEMPTED, GAME

21—Allison Feaster, Harvard (71) vs. Stanford (67), 1998; Nicole Ohlde, Kansas St. (71) vs. Valparaiso (63), 2004.

FREE THROWS ATTEMPTED, SERIES

61—Sheryl Swoopes, Texas Tech, 1993 (15 vs. Washington, 10 vs. Southern California, 16 vs. Colorado, 9 vs. Vanderbilt, 11 vs. Ohio St.).

HIGHEST FREE-THROW PERCENTAGE, GAME (Minimum 16 Made)

100.0%—Lorri Bauman, Drake (90) vs. Ohio St. (79), 1982 (16-16).

HIGHEST FREE-THROW PERCENTAGE, SERIES (Minimum 20 Made)

100.0%—Sue Bird, Connecticut, 2002 (20-20).

REBOUNDS, GAME

23—Cheryl Taylor, Tennessee Tech (74) vs. Georgia (91), 1985; Charlotte Smith, North Carolina (60) vs. Louisiana Tech (59), 1994.

REBOUNDS, SERIES

75—Janel McCarville, Minnesota, 2004 (17 vs. UCLA, 18 vs. Kansas St., 15 vs. Boston College, 18 vs. Duke, 7 vs. Connecticut).

REBOUNDS, CAREER

197—Chamique Holdscaw, Tennessee (1996-97-98-99).

ASSISTS, GAME (Since 1985)

17—Suzie McConnell, Penn St. (98) vs. North Carolina (79), 1985; McConnell, Penn St. (72) vs. Rutgers (85), 1986; Melinda Schmucker, Texas Tech (87) vs. Grambling (75), 1998.

ASSISTS, SERIES (Since 1985)

50—Temeka Johnson, LSU, 2004 (12 vs. Austin Peay, 12 vs. Maryland, 13 vs. Texas, 5 vs. Georgia, 8 vs. Tennessee).

STEALS, GAME (Since 1988)

14—Ticha Penicheiro, Old Dominion (92) vs. St. Francis (Pa.) (39), 1998.

BLOCKED SHOTS, GAME (Since 1988)

11—Pauline Jordan, UNLV (84) vs. Colorado (74), 1989.

Team Records

(Three-game minimum for series records and percentages)

POINTS, GAME

121—Alabama vs. Duke (120) (4 ot), 1995.

POINTS, SERIES

547—Connecticut, 2000 (116 vs. Hampton, 83 vs. Clemson, 102 vs. Oklahoma, 86 vs. LSU, 89 vs. Penn St., 71 vs. Tennessee).

FIELD GOALS, GAME

50—Georgia (112) vs. Louisville (69), 1984.

FIELD GOALS, SERIES

203—Connecticut, 2000 (44 vs. Hampton, 27 vs. Clemson, 40 vs. Oklahoma, 29 vs. LSU, 32 vs. Penn St., 31 vs. Tennessee).

FIELD GOALS ATTEMPTED, GAME

114—Alabama (121) vs. Duke (120) (4 ot), 1995.

HIGHEST FIELD-GOAL PERCENTAGE, GAME

75.0%—Texas (108) vs. Missouri (67), 1986 (42-56).

THREE-POINT FIELD GOALS, GAME

16—Harvard (83) vs. Vanderbilt (100), 1996.

THREE-POINT FIELD GOALS, SERIES

44—Xavier, 2001 (14 vs. Louisville, 12 vs. Clemson, 6 vs. Tennessee, 12 vs. Purdue); Connecticut, 2004 (7 vs. Penn, 14 vs. Auburn, 5 vs. UC Santa Barb., 6 vs. Penn St., 5 vs. Minnesota, 7 vs. Tennessee).

THREE-POINT FIELD GOALS ATTEMPTED, GAME

52—Alabama (121) vs. Duke (120) (4 ot), 1995.

THREE-POINT FIELD GOALS ATTEMPTED, SERIES

116—Connecticut, 2004 (19 vs. Penn, 27 vs. Auburn, 21 vs. UC Santa Barb., 18 vs. Penn St., 17 vs. Minnesota, 14 vs. Tennessee).

HIGHEST THREE-POINT FIELD-GOAL PERCENTAGE, GAME (Minimum Five Made)

100.0%—South Carolina (76) vs. Northwestern (67), 1990 (5-5).

HIGHEST THREE-POINT FIELD-GOAL PERCENTAGE, SERIES (Minimum 15 Made)

66.7%—Stanford, 1989 (22-33).

FREE THROWS MADE, GAME

39—Purdue (88) vs. Washington (71), 1998.

FREE THROWS MADE, SERIES

128—Tennessee, 2003 (33 vs. Alabama St., 26 vs. Virginia, 15 vs. Penn St., 14 vs. Villanova, 21 vs. Duke, 19 vs. Connecticut).

FREE THROWS ATTEMPTED, GAME

48—Tennessee (94) vs. Long Beach St. (80), 1989; Western Ky. (85) vs. Oregon (78), 1995; Colorado St. (86) vs. Missouri St. (70), 1999; Alabama (80) vs. Grambling (68), 1999.

HIGHEST FREE-THROW PERCENTAGE, GAME (Minimum 15 Made)

100.0%—Rhode Island (82) vs. Oklahoma St. (90), 1996 (15-15).

HIGHEST FREE-THROW PERCENTAGE, SERIES (Minimum 75 Made)

81.2%—Texas Tech, 1993 (108-133).

REBOUNDS, GAME

67—Duke (120) vs. Alabama (121) (4 ot), 1995.

REBOUNDS, SERIES

292—Duke, 2006 (60 vs. Southern U., 59 vs. Southern California, 37 vs. Michigan St., 57 vs. Connecticut, 38 vs. LSU, 41 vs. Maryland).

ASSISTS, GAME (Since 1985)

37—Stanford (114) vs. Arkansas (87), 1990.

STEALS, GAME

25—Maryland (89) vs. Stephen F. Austin (54), 1989; Old Dominion (74) vs. Tennessee Tech (48), 1999.

BLOCKED SHOTS, GAME (Since 1988)

15—UNLV (84) vs. Colorado (74), 1989.

All-Time Division I Tournament Records

RECORD OF EACH TEAM COACH-BY-COACH

(220 teams)

	Yrs.	Won	Lost	Pct.	Final Four		
					CH	2nd	3rd
ALABAMA							
Ken Weeks (Mississippi St. '67) 84	1	1	1	.500	0	0	0
Lois Myers (Ga. Southern '75) 88	1	0	1	.000	0	0	0
Rick Moody (Troy '76) 92, 93, 94, 95, 96, 97, 98, 99	8	15	8	.652	0	0	1
TOTAL	10	16	10	.615	0	0	1
UAB							
Jeannie Milling (South Ala. '72) 94, 00	2	2	2	.500	0	0	0
TOTAL	2	2	2	.500	0	0	0
ALABAMA ST.							
Freda Freeman-Jackson (Alabama St. '84) 03 ...	1	0	1	.000	0	0	0
TOTAL	1	0	1	.000	0	0	0
ALCORN ST.							
Shirley A. Walker (Alcorn St. '68) 00, 01, 05 ..	3	0	3	.000	0	0	0
TOTAL	3	0	3	.000	0	0	0
APPALACHIAN ST.							
Linda Robinson (Mars Hill '78) 90, 91, 96	3	0	3	.000	0	0	0
Barbie Breedlove (Springfield '79) 99	1	0	1	.000	0	0	0
TOTAL	4	0	4	.000	0	0	0
ARIZONA							
Joan Bonvicini (Southern Conn. St. '75) 97, 98, 99, 00, 03, 04, 05	7	6	7	.462	0	0	0
TOTAL	7	6	7	.462	0	0	0
ARIZONA ST.							
Julienne Simpson (John Kennedy '74) 82, 83 ..	2	2	2	.500	0	0	0
Maura McHugh (Old Dominion '75) 92	1	0	1	.000	0	0	0
Charli Turner Thorne (Stanford '88) 01, 02, 05 ..	4	4	4	.500	0	0	0
TOTAL	7	6	7	.462	0	0	0
ARKANSAS							
John Sutherland (Kent St. '81) 86, 89, 90, 91 ..	4	4	4	.500	0	0	0
Gary Blair (Texas Tech '72) 95, 98, 01, 02, 03	5	8	5	.615	0	0	1
TOTAL	9	12	9	.571	0	0	1
ARMY							
Maggie Dixon (San Diego '99) 06	1	0	1	.000	0	0	0
TOTAL	1	0	1	.000	0	0	0
AUBURN							
Joe Ciampi (Mansfield '68) 82, 83, 85, 86, 87, 88, 89, 90, 91, 93, 94, 96, 97, 99, 00, 04	16	28	16	.636	0	3	0
TOTAL	16	28	16	.636	0	3	0
AUSTIN PEAY							
LaDonna Wilson (Mo. Southern St. '87) 96 ...	1	0	1	.000	0	0	0
Susie Gardner (Georgia '86) 01, 02, 03	3	0	3	.000	0	0	0
Andy Blackston (Lipscomb '96) 04	1	0	1	.000	0	0	0
TOTAL	5	0	5	.000	0	0	0
BAYLOR							
Kim Mulkey (Louisiana Tech '84) 01, 02, 04, 05, 06	5	11	4	.733	1	0	0
TOTAL	5	11	4	.733	1	0	0



Maryland head coach Brenda Frese cuts down the net after the Terrapins defeated Duke 78-75 for the national title.

	Yrs.	Won	Lost	Pct.	Final Four		
					CH	2nd	3rd
BOISE ST.							
June Daugherty (Ohio St. '78) 94	1	0	1	.000	0	0	0
TOTAL	1	0	1	.000	0	0	0
BOSTON COLLEGE							
Cathy Ingles (Southern Conn. St. '80) 99, 00, 02, 03, 04, 05, 06	7	9	7	.563	0	0	0
TOTAL	7	9	7	.563	0	0	0
BOSTON U.							
Margaret McKeon [St. John's (N.Y.) '91] 03 ...	1	0	1	.000	0	0	0
TOTAL	1	0	1	.000	0	0	0
BOWLING GREEN							
Fran Voll (Bowling Green '68) 87, 88, 89, 90	4	1	4	.200	0	0	0
Jaci Clark (Wis.-Milwaukee '84) 93, 94	2	0	2	.000	0	0	0
Curt Miller (Baldwin-Wallace '90) 05, 06	2	0	2	.000	0	0	0
TOTAL	8	1	8	.111	0	0	0
BRIGHAM YOUNG							
Courtney Leishman (Utah St. '76) 84, 85	2	0	2	.000	0	0	0
Jeanie Wilson (Brigham Young '74) 93	1	0	1	.000	0	0	0
Trent Shippen (Colorado St. '90) 00	1	0	0	.000	0	0	0
Jeff Judkins (Utah '78) 02, 03, 06	3	3	3	.500	0	0	0
TOTAL	7	3	7	.300	0	0	0
BROWN							
Jean Marie Burr (New Hampshire '77) 94	1	0	1	.000	0	0	0
TOTAL	1	0	1	.000	0	0	0
BUCKNELL							
Kathy Fedorjaka (Fairfield '90) 02	1	0	1	.000	0	0	0
TOTAL	1	0	1	.000	0	0	0
BUTLER							
June Olkowski (Rutgers '82) 96	1	0	1	.000	0	0	0
TOTAL	1	0	1	.000	0	0	0
CALIFORNIA							
Gooch Foster (Geo. Peabody '63) 90, 92, 93	3	1	3	.250	0	0	0
Joanne Boyle (Duke '85) 06	1	0	1	.000	0	0	0
TOTAL	4	1	4	.200	0	0	0
UC IRVINE							
Colleen Matsuhara (Sacramento St. '74) 95 ..	1	0	1	.000	0	0	0
TOTAL	1	0	1	.000	0	0	0
UC RIVERSIDE							
John Margatis (Northeastern Ill. '82) 06	1	0	1	.000	0	0	0
TOTAL	1	0	1	.000	0	0	0
UC SANTA BARB.							
Mark French (UC Santa Barb. '73) 92, 93, 97, 98, 99, 00, 01, 02, 03, 04, 05	11	7	11	.389	0	0	0
TOTAL	11	7	11	.389	0	0	0
CAL ST. FULLERTON							
Maryalce Jeremiah (Cedarville '65) 89, 91 ..	2	1	2	.333	0	0	0
TOTAL	2	1	2	.333	0	0	0
CAL ST. NORTHRIDGE							
Frozena Jerro (Arizona St. '93) 99	1	0	1	.000	0	0	0
TOTAL	1	0	1	.000	0	0	0
CAMPBELL							
Wanda Weiss (Campbell '85) 00	1	0	1	.000	0	0	0
TOTAL	1	0	1	.000	0	0	0
CANISIUS							
Terry Zeh (St. Bonaventure '90)	1	0	1	.000	0	0	0
TOTAL	1	0	1	.000	0	0	0
UCF							
Jerry Richardson (Louisiana Tech '80) 96	1	0	1	.000	0	0	0
Lynn Bria (Col. of Charleston '90) 99	1	0	1	.000	0	0	0
TOTAL	2	0	2	.000	0	0	0
CENTRAL MICH.							
Laura Golden (Florida St. '64) 83, 84	2	0	2	.000	0	0	0
TOTAL	2	0	2	.000	0	0	0
CHARLOTTE							
Katie Meier (Duke '89) 03	1	0	1	.000	0	0	0
TOTAL	1	0	1	.000	0	0	0
CHATTANOOGA							
Craig Parrott (Southern Miss. '79) 89, 92	2	0	2	.000	0	0	0
Wes Moore (Tennessee '86) 01, 02, 03, 04, 06	5	1	5	.167	0	0	0
TOTAL	7	1	7	.125	0	0	0
CHEYNEY							
Vivian Stringer (Slippery Rock '70) 82, 83	2	5	2	.714	0	1	0
Winthrop McGriff (Wisconsin '62) 84	1	3	1	.750	0	0	1
TOTAL	3	8	3	.727	0	1	1
CINCINNATI							
Laurie Pirtle (Ohio St. '80) 89, 99, 02, 03	4	1	4	.200	0	0	0
TOTAL	4	1	4	.200	0	0	0

Photo by Jamie Schwaberow/NCAA Photos

	Yrs.	Won	Lost	Pct.	Final Four		
					CH	2nd	3rd
CLEMSON							
Annie Tribble (Clemson '66) 82	1	0	1	.000	0	0	0
Jim Davis (Tenn. Wesleyan '70) 88, 89, '90, '91, '92, '93, '94, '96, '97, '98, '99, 00, 01, 02 ...	14	14	14	.500	0	0	0
TOTAL	15	14	15	.483	0	0	0
COLGATE							
Beth Combs (Illinois '91) 04	1	0	1	.000	0	0	0
TOTAL	1	0	1	.000	0	0	0
COLORADO							
Ceal Barry (Kentucky '77) 88, 89, 92, 93, '94, '95, '96, '97, 01, 02, 03, 04	12	17	12	.586	0	0	0
TOTAL	12	17	12	.586	0	0	0
COLORADO ST.							
Greg Williams (Rice '70) 96	1	1	1	.500	0	0	0
Tom Collen (Bowling Green '77) 98, 99, 01, 02	4	4	4	.500	0	0	0
TOTAL	5	5	5	.500	0	0	0
CONNECTICUT							
Geno Auremma (West Chester '81) 89, '90, '91, '92, '93, '94, '95, '96, '97, '98, '99, 00, 01, 02, 03, 04, 05, 06	18	58	13	.817	5	0	3
TOTAL	18	58	13	.817	5	0	3
COPPIN ST.							
Derek Brown 05, 06	2	0	2	.000	0	0	0
TOTAL	2	0	2	.000	0	0	0
CREIGHTON							
Bruce Rasmussen (UNI '71) 92	1	1	1	.500	0	0	0
Connie Yori (Creighton '86) 94, 02	2	1	2	.333	0	0	0
TOTAL	3	2	3	.400	0	0	0
DARTMOUTH							
Christine Wielgus (Springfield '74) 83, 95, 99, 00, 05, 06	6	0	6	.000	0	0	0
TOTAL	6	0	6	.000	0	0	0
DELAWARE							
Tina Martin (Lock Haven '86) 01	1	0	1	.000	0	0	0
TOTAL	1	0	1	.000	0	0	0
DENVER							
Pam Tanner (Illinois St. '89) 01	1	0	1	.000	0	0	0
TOTAL	1	0	1	.000	0	0	0
DEPAUL							
Doug Bruno (DePaul '73) 90, 91, 92, 93, 95, '96, '97, 03, 04, 05, 06	11	7	11	.389	0	0	0
TOTAL	11	7	11	.389	0	0	0
DETROIT							
Nikita Lowry (Ohio St. '90) 97	1	0	1	.000	0	0	0
TOTAL	1	0	1	.000	0	0	0
DRAKE							
Carole Baumgarten (UNI '70) 82, 84, 86	3	3	3	.500	0	0	0
Lisa Bluder (UNI '83) 95, 97, 98, 00	4	1	4	.200	0	0	0
Lisa Stone (Iowa '84) 01, 02	2	2	2	.500	0	0	0
TOTAL	9	6	9	.400	0	0	0
DUKE							
Debbie Leonard (High Point '74) 87	1	1	1	.500	0	0	0
Gail Goestenkors (Saginaw Valley '85) 95, '96, '97, '98, '99, 00, 01, 02, 03, 04, 05, 06	12	34	12	.739	0	3	0
TOTAL	13	35	13	.729	0	3	1
EAST CARO.							
Cathy Andruzzi [Queens (N.C.) '68] 82	1	0	1	.000	0	0	0
TOTAL	1	0	1	.000	0	0	0
EASTERN ILL.							
Barbara Hilke (Western Ore. '74) 88	1	0	1	.000	0	0	0
TOTAL	1	0	1	.000	0	0	0
EASTERN KY.							
Larry Inman (Austin Peay '70) 97, 05	2	0	2	.000	0	0	0
TOTAL	2	0	2	.000	0	0	0
EASTERN MICH.							
Suzy Merchant (Central Mich. '91) 04	1	0	1	.000	0	0	0
TOTAL	1	0	1	.000	0	0	0
EASTERN WASH.							
Bill Smithpeters (Otterbein '57) 87	1	0	1	.000	0	0	0
TOTAL	1	0	1	.000	0	0	0
EVANSVILLE							
Kathi Bennett (Wis.-Green Bay '86) 99	1	0	1	.000	0	0	0
TOTAL	1	0	1	.000	0	0	0
FAIRFIELD							
Dianne Nolan (Rowan '73) 88, 91, 98, 01 ..	4	0	4	.000	0	0	0
TOTAL	4	0	4	.000	0	0	0

	Yrs.	Won	Lost	Pct.	Final Four		
					CH	2nd	3rd
FLORIDA							
Carol Ross (Mississippi '82) 93, 94, 95, '96, '97, '98, '99, 01, 02	9	8	9	.471	0	0	0
Carolyn Peck (Vanderbilt '88) 04, 06	2	1	2	.333	0	0	0
TOTAL	11	9	11	.450	0	0	0
FLORIDA A&M							
Claudette Farmer (Florida A&M '79) 95, 99 ..	2	0	2	.000	0	0	0
TOTAL	2	0	2	.000	0	0	0
FLA. ATLANTIC							
Chancellor Dugan (Eastern Ky. '82) 06	1	0	1	.000	0	0	0
TOTAL	1	0	1	.000	0	0	0
FLORIDA INT'L							
Cindy Russo (Old Dominion '75) 94, 95, 97, '98, '99, 02	6	3	6	.333	0	0	0
TOTAL	6	3	6	.333	0	0	0
FLORIDA ST.							
Janice Dykehouse-Allen (Grand Valley St. '76) 83	1	0	1	.000	0	0	0
Marynell Meadors (Middle Tenn. '65) 90, 91 ..	2	1	2	.333	0	0	0
Sue Semrau (UC San Diego '85) 01, 05, 06 ..	3	3	3	.500	0	0	0
TOTAL	6	4	6	.400	0	0	0
FORDHAM							
Kevin Morris (Scranton '86) 94	1	0	1	.000	0	0	0
TOTAL	1	0	1	.000	0	0	1
FURMAN							
Shery Carter (South Carolina '74) 95, 00	2	0	2	.000	0	0	0
TOTAL	2	0	2	.000	0	0	0
GEORGE WASHINGTON							
Joe McKeown (Kent St. '78) 91, 92, 94, 95, '96, '97, '98, 00, 01, 03, 04, 05, 06	13	14	13	.519	0	0	0
TOTAL	13	14	13	.519	0	0	0
GEORGETOWN							
Patrick Knapp (Widener '75) 93	1	2	1	.667	0	0	0
TOTAL	1	2	1	.667	0	0	0
GEORGIA							
Andy Landers (Tennessee Tech '74) 82, 83, '84, '85, '86, '87, '88, '89, 90, 91, 93, 95, '96, '97, '98, '99, 00, 01, 02, 03, 04, 05, 06	23	45	23	.662	0	2	3
TOTAL	23	45	23	.662	0	2	3
GA. SOUTHERN							
Drema Greer (Clemson '79) 93, 94	2	0	2	.000	0	0	0
TOTAL	2	0	2	.000	0	0	0
GEORGIA ST.							
Rusty Cram (Louisiana Tech '85) 01	1	0	1	.000	0	0	0
Lea Henry (Tennessee '83) 02, 03	2	0	2	.000	0	0	0
TOTAL	3	0	3	.000	0	0	0
GEORGIA TECH							
Agnus Berenato (Mt. St. Mary's '80) 93, 03 ..	2	0	2	.000	0	0	0
TOTAL	2	0	2	.000	0	0	0
GRAMBLING							
Patricia Bibbs (Grambling '72) 94, 96, 97	3	0	3	.000	0	0	0
David Ponton (Southern U. '85) 98, 99	2	0	2	.000	0	0	0
TOTAL	5	0	5	.000	0	0	0
HAMPTON							
Patricia Bibbs (Grambling '72) 00, 03, 04	3	0	3	.000	0	0	0
TOTAL	3	0	3	.000	0	0	0
HARTFORD							
Jennifer Rizzotti (Connecticut '96) 02, 05, 06	3	1	3	.250	0	0	0
TOTAL	3	1	3	.250	0	0	0
HARVARD							
Kathleen Delaney-Smith (Bridgewater St. '71) 96, 97, 98, 02, 03	5	1	5	.167	0	0	0
TOTAL	5	1	5	.167	0	0	0
HAWAII							
Vince Goo (Southern Ore. '69) 89, 90, 94, '96, '98	5	1	5	.167	0	0	0
TOTAL	5	1	5	.167	0	0	0
HOLY CROSS							
Togo Palazzi (Holy Cross '54) 85	1	0	1	.000	0	0	0
Bill Gibbons [Clark (Mass.) '81] 89, 91, 95, '96, '98, '99, 00, 01, 03, 05	10	1	10	.091	0	0	0
TOTAL	11	1	11	.083	0	0	0
HOUSTON							
Greg Williams (Rice '70) 88	1	0	1	.000	0	0	0
Jessie Kenlaw (Savannah St. '75) 92	1	0	1	.000	0	0	0
Joe Curl [Wayne St. (Neb.) '78] 04, 05	2	1	2	.333	0	0	0
TOTAL	4	1	4	.200	0	0	0
HOWARD							
Sanya Tyler (Howard '79) 82, 96, 97, 98	4	0	4	.000	0	0	0
Cathy Parson (West Virginia '84) 01	1	0	1	.000	0	0	0
TOTAL	5	0	5	.000	0	0	0

	Yrs.	Won	Lost	Pct.	Final Four CH	2nd	3rd
IDAHO							
Pat Dobratz (South Dakota St. '73) 85	1	0	1	.000	0	0	0
TOTAL	1	0	1	.000	0	0	0
IDAHO ST.							
Ardie McInelly (Boise St. '82) 01	1	0	1	.000	0	0	0
TOTAL	1	0	1	.000	0	0	0
ILLINOIS							
Jane Schroeder (Kansas St. '71) 82	1	0	1	.000	0	0	0
Laura Golden (Florida St. '64) 86, 87	2	2	2	.500	0	0	0
Theresa Grentz (Immaculata '74) 97, 98, 99 00, 03	5	6	5	.545	0	0	0
TOTAL	8	8	8	.500	0	0	0
ILLINOIS ST.							
Melinda Fischer (Illinois St. '72) 83, 85	2	0	2	.000	0	0	0
Jill Hutchison (New Mexico '68) 83, 85, 89..	3	1	3	.250	0	0	0
Robin Pingeton (St. Ambrose '90) 05	1	0	1	.000	0	0	0
TOTAL	6	1	6	.143	0	0	0
INDIANA							
Maryalce Jeremiah (Cedarville '65) 83	1	1	1	.500	0	0	0
Jim Izard (Mississippi '70) 94, 95	2	0	2	.000	0	0	0
Kathi Bennett (Wis.-Green Bay '86) 02	1	0	1	.000	0	0	0
TOTAL	4	1	4	.200	0	0	0
IOWA							
Vivian Stringer (Slippery Rock '70) 86, 87, 88, 89, 90, 91, 92, 93, 94	9	10	9	.526	0	0	1
Angie Lee (Iowa '84) 96, 97, 98	3	4	3	.571	0	0	0
Lisa Bluder (UNI '83) 01, 02, 04, 06	4	2	4	.333	0	0	0
TOTAL	16	16	16	.500	0	0	1
IOWA ST.							
Bill Fennelly (William Penn '79) 97, 98, 99, 00, 01, 02, 05	7	9	7	.563	0	0	0
TOTAL	7	9	7	.563	0	0	0
JACKSON ST.							
Sadie Magee (Alcorn St. '52) 82, 83	2	0	2	.000	0	0	0
Andrew Pennington (Tougaloo '73) 95	1	0	1	.000	0	0	0
TOTAL	3	0	3	.000	0	0	0
JAMES MADISON							
Shelia Moorman (Brigham Young '68) 86, 87, 88, 89, 91, 96	6	7	6	.538	0	0	0
TOTAL	6	7	6	.538	0	0	0
KANSAS							
Marian Washington (West Chester '70) 87, 88, 92, 93, 94, 95, 96, 97, 98, 99, 00 ..	11	9	11	.450	0	0	0
TOTAL	11	9	11	.450	0	0	0
KANSAS ST.							
Lynn Hickey (Ouachita Baptist '73) 82, 83, 84..	3	3	3	.500	0	0	0
Matilda Mossman (Western Ky. '79) 87	1	0	1	.000	0	0	0
Debbie Patterson (Rockford '79) 97, 02, 03, 04, 05	5	5	5	.500	0	0	0
TOTAL	9	8	9	.471	0	0	0
KENT ST.							
Laurel Wartluft (John F. Kennedy '75) 82	1	0	1	.000	0	0	0
Bob Lindsey (Massachusetts '76) 96, 98, 00, 02	4	1	4	.200	0	0	0
TOTAL	5	1	5	.167	0	0	0
KENTUCKY							
Terry Hall (Indiana St. '66) 82, 83, 86	3	2	3	.400	0	0	0
Sharon Fanning (Chattanooga '75) 91	1	0	1	.000	0	0	0
Bernadette Mattox (Georgia '81) 99	1	1	1	.500	0	0	0
Mickie DeMoss (Louisiana Tech '77) 06	1	1	1	.500	0	0	0
TOTAL	6	4	6	.400	0	0	0
LA SALLE							
Kevin Gallagher (Rider '72) 83	1	0	1	.000	0	0	0
Bill "Speedy" Morris (St. Joseph's '73) 86	1	0	1	.000	0	0	0
John Miller (St. Charles Seminary '69) 88, 89 ..	2	1	2	.333	0	0	0
TOTAL	4	1	4	.200	0	0	0
LAMAR							
Al Barbre (Stephen F. Austin '69) 91	1	3	1	.750	0	0	0
TOTAL	1	3	1	.750	0	0	0
LEHIGH							
Sue Troyan (Dickinson '88) 97	1	0	1	.000	0	0	0
TOTAL	1	0	1	.000	0	0	0
LIBERTY							
Rick Reeves (Indiana St. '81) 97, 98, 99	3	0	3	.000	0	0	0
Carey Green (Coastal Caro. '79) 00, 01, 02, 03, 04, 05, 06	7	2	7	.222	0	0	0
TOTAL	10	2	10	.167	0	0	0
LIPSCOMB							
Frank Bennett (Lipscomb '73) 04	1	0	1	.000	0	0	0
TOTAL	1	0	1	.000	0	0	0

	Yrs.	Won	Lost	Pct.	Final Four CH	2nd	3rd
LONG BEACH ST.							
Joan Bonvicini (Southern Conn. St. '75) 82, 83, 84, 85, 86, 87, 88, 89, 90, 91	10	18	10	.643	0	0	2
Glenn McDonald (Long Beach St. '84) 92	1	0	1	.000	0	0	0
TOTAL	11	18	11	.621	0	0	2
LONG ISLAND							
Tony Bozzella (Seton Hall '88) 01	1	0	1	.000	0	0	0
TOTAL	1	0	1	.000	0	0	0
LA.-MONROE							
Linda Harper (Northwestern St. '65) 83, 84, 85, 87	4	5	4	.556	0	0	1
TOTAL	4	5	4	.556	0	0	1
LSU							
Sue Gunter (Peabody '62) 84, 86, 87, 88, 89, 90, 91, 97, 99, 00, 01, 02, 03	13	16	13	.552	0	0	0
Pokey Chatman (LSU '91) 04, 05, 06	3	12	3	.800	0	0	3
TOTAL	16	28	16	.636	0	0	3
LOUISIANA TECH							
Sonja Hogg* (Louisiana Tech '68) 82, 83, 84, 85	4	14	3	.824	1	1	1
Leon Barmore* (Louisiana Tech '67) 83, 84, 85, 86, 87, 88, 89, 90, 91, 92, 93, 94, 95, 96, 97, 98, 99, 00, 01, 02	20	56	19	.747	1	4	4
Kurt Budke (Washburn '84) 03, 04, 05	3	4	3	.571	0	0	0
Chris Long (Southern Miss. '91) 06	1	0	1	.000	0	0	0
TOTAL	25	65	23	.739	2	4	4
LOUISVILLE							
Peggy Fiehrer (Spalding '72) 83, 84	2	0	2	.000	0	0	0
Bud Childers (Charleston So. '79) 93, 95, 97 ...	3	2	3	.400	0	0	0
Martin Clapp\$ (Murphy St. '89) 99, 01	2	0	2	.000	0	0	0
Sara White\$ (Wake Forest '91) 99, 04	2	4	2	.000	0	0	0
Tom Collen (Bowling Green '90) 05, 06	2	0	2	.000	0	0	0
TOTAL	10	2	10	.167	0	0	0
LOYOLA (MD.)							
Pat Coyle (Rutgers '82) 94, 95	2	0	2	.000	0	0	0
TOTAL	2	0	2	.000	0	0	0
LOYOLA MARYMOUNT							
Julie Wilhoit [Marian (Ind.) '85] 04	1	0	1	.000	0	0	0
TOTAL	1	0	1	.000	0	0	0
MAINE							
Joanne Palombo-McCallie (Northwestern '87) 95, 96, 97, 98, 99, 00	6	1	6	.143	0	0	0
Sharon Versyp (Purdue '89) 04	1	0	1	.000	0	0	0
TOTAL	7	1	7	.125	0	0	0
MANHATTAN							
Kathy Solano (Cortland St. '78) 87, 90	2	0	2	.000	0	0	0
Michele Sharp (West Chester '80) 96	1	0	1	.000	0	0	0
Sal Buscaglia (Canisius '76) 03	1	0	1	.000	0	0	0
TOTAL	4	0	4	.000	0	0	0
MARIST							
Brian Giorgis (Cortland St. '77) 04, 06	2	0	2	.000	0	0	0
TOTAL	2	0	2	.000	0	0	0
MARQUETTE							
Jim Jabir (Nazareth '84) 94, 95	2	0	2	.000	0	0	0
Terri Mitchell (Duquesne '89) 97, 98, 99, 00, 04	5	2	5	.286	0	0	0
TOTAL	7	2	7	.222	0	0	0
MARSHALL							
Sarah Evans-Moore (Samford '86) 97	1	0	1	.000	0	0	0
TOTAL	1	0	1	.000	0	0	0
MARYLAND							
Chris Weller (Maryland '66) 82, 83, 84, 86, 88, 89, 90, 91, 92, 93, 97, 01	12	12	12	.500	0	0	2
Brenda Frese (Arizona '93) 04, 05, 06	3	8	2	.800	0	0	0
TOTAL	15	20	14	.588	1	0	2
MASSACHUSETTS							
Joanie O'Brien (Penn St. '86) 96, 98, 06	2	0	2	.000	0	0	0
TOTAL	2	0	2	.000	0	0	0
MEMPHIS							
Mary Lou Johns (Memphis '64) 82, 85, 87 ...	3	1	3	.250	0	0	0
Joyce Lee-McNelis (Southern Miss. '86) 95, 96, 97, 98	4	1	4	.200	0	0	0
TOTAL	7	2	7	.222	0	0	0
MIAMI (FLA.)							
Ferne Labati (East Stroudsburg '66) 89, 92, 93, 98, 03, 04	6	2	6	.250	0	0	0
TOTAL	6	2	6	.250	0	0	0
MICHIGAN							
Bud Van De Wege (Michigan '80) 90	1	1	1	.500	0	0	0
Sue Guevara (Saginaw Valley '82) 98, 00, 01..	3	1	3	.250	0	0	0
TOTAL	4	2	4	.333	0	0	0

	Yrs.	Won	Lost	Pct.	Final Four CH	2nd	3rd
MICHIGAN ST.							
Karen Langeland (Calvin '70) 91, 96, 97	3	2	3	.400	0	0	0
Joanne Palombo-McCallie (Northwestern '87) 03, 04, 05, 06	4	8	4	.667	0	1	0
TOTAL	7	10	7	.588	0	1	0
MIDDLE TENN.							
Larry Inman (Austin Peay '70) 83, 84, 85, 86 ..	4	2	4	.333	0	0	0
Lewis Bivens (Tenn. Wesleyan '74) 88, 96	2	0	2	.000	0	0	0
Stephany Smith (Harding '88) 98, 04, 05	3	2	3	.400	0	0	0
Rick Insell (Middle Tenn. '77) 06	1	0	1	.000	0	0	0
TOTAL	10	4	10	.286	0	0	0
MINNESOTA							
Linda Hill-MacDonald (West Chester '70) 94.	1	1	1	.500	0	0	0
Brenda Oldfield (Arizona '93) 02	1	1	1	.500	0	0	0
Pam Borton (Defiance '87) 03, 04, 05, 06	4	8	4	.667	0	0	1
TOTAL	6	10	6	.625	0	0	1
MISSISSIPPI							
Van Chancellor (Mississippi St. '66) 82, 83, 84, 85, 86, 87, 88, 89, 90, 91, 92, 94, 95, 96	14	15	14	.517	0	0	0
Carol Ross (Mississippi '82) 04, 05	2	0	2	.000	0	0	0
TOTAL	16	15	16	.484	0	0	0
MISSISSIPPI ST.							
Sharon Fanning (Chattanooga '75) 99, 00, 02, 03	4	3	4	.429	0	0	0
TOTAL	4	3	4	.429	0	0	0
MISSOURI							
Joann Rutherford (Pittsburg St. '71) 82, 83, 84, 85, 86, 94	6	2	6	.250	0	0	0
Cindy Stein (Illinois '84) 01, 04, 06	3	2	3	.400	0	0	0
TOTAL	9	4	9	.308	0	0	0
MISSOURI ST.							
Cheryl Burnett (Kansas '81) 91, 92, 93, 94, 95, 96, 98, 99, 00, 01	10	14	10	.583	0	0	2
Katie Abrahamson-Henderson (Iowa '90) 03, 04, 06	3	0	3	.000	0	0	0
TOTAL	13	14	13	.519	0	0	2
MONMOUTH							
Milton Parker (N.C. Central '65) 83	1	1	1	.500	0	0	0
TOTAL	1	1	1	.500	0	0	0
MONTANA							
Robin Selvig (Montana '74) 83, 84, 86, 88, 89, 90, 91, 92, 94, 95, 96, 97, 98, 00, 04, 05	16	6	16	.273	0	0	0
TOTAL	16	6	16	.273	0	0	0
MONTANA ST.							
Judy Spoelstra (Oregon St. '83) 93	1	0	1	.000	0	0	0
TOTAL	1	0	1	.000	0	0	0
MT. ST. MARY'S							
Bill Sheahan (Georgetown '60) 94, 95	2	0	2	.000	0	0	0
TOTAL	2	0	2	.000	0	0	0
NEBRASKA							
Angela Beck (Millikin '79) 88, 93, 96	3	1	3	.250	0	0	0
Paul Sanderford (Methodist '72) 98, 99, 00 ..	3	1	3	.250	0	0	0
TOTAL	6	2	6	.250	0	0	0
UNLV							
Sheila Strike** (Laurentian '75) 84, 85, 86 ..	3	0	3	.000	0	0	0
Jim Bolla** (Pittsburgh '75) 84, 85, 86, 89, 90, 91, 94	7	3	7	.300	0	0	0
Regina Miller (Old Dominion '84) 02	1	0	1	.000	0	0	0
TOTAL	11	3	11	.214	0	0	0
NEW MEXICO							
Don Flanagan (Fort Lewis '71) 98, 02, 03, 04, 05, 06	6	3	6	.333	0	0	0
TOTAL	6	3	6	.333	0	0	0
NEW MEXICO ST.							
Joe McKeown (Kent St. '78) 87, 88	2	0	2	.000	0	0	0
TOTAL	2	0	2	.000	0	0	0
NEW ORLEANS							
Joey Favoloro (Tulane '73) 87	1	0	1	.000	0	0	0
TOTAL	1	0	1	.000	0	0	0
NORFOLK ST.							
James Sweat (Virginia St. '59) 02	1	0	1	.000	0	0	0
TOTAL	1	0	1	.000	0	0	0
NORTH CAROLINA							
Jennifer Alley (Appalachian St. '59) 83, 84, 85, 86	4	2	4	.333	0	0	0
Sylvia Hatchell (Carson-Newman '74) 87, 92, 93, 94, 95, 97, 98, 99, 00, 02, 03, 04, 05, 06	14	29	13	.690	1	0	1
TOTAL	18	31	17	.646	1	0	1

	Yrs.	Won	Lost	Pct.	Final Four CH	2nd	3rd
UNC GREENSBORO							
Lyne Agee (Longwood '71) 98	1	0	1	.000	0	0	0
TOTAL	1	0	1	.000	0	0	0
N.C. A&T							
Tim Abney (Lincoln (Pa.) '78) 94	1	0	1	.000	0	0	0
TOTAL	1	0	1	.000	0	0	0
NORTH CAROLINA ST.							
Kay Yow (East Caro. '64) 82, 83, 84, 85, 86, 87, 89, 90, 91, 95, 96, 97, 98, 99 00, 01, 04, 05, 06	19	17	19	.472	0	0	1
TOTAL	19	17	19	.472	0	0	1
NORTH TEXAS							
Judy Nelson (Oklahoma '72) 86	1	0	1	.000	0	0	0
TOTAL	1	0	1	.000	0	0	0
NORTHEASTERN							
Joy Malchodi (Ithaca '70) 99	1	0	1	.000	0	0	0
TOTAL	1	0	1	.000	0	0	0
NORTHERN ARIZ.							
Laurie Kelly (St. Thomas (Minn.) '91) 06	1	0	1	.000	0	0	0
TOTAL	1	0	1	.000	0	0	0
NORTHERN ILL.							
Jane Albright-Dieterle (Appalachian St. '77) 90, 92, 93, 94	4	2	4	.333	0	0	0
Liz Galloway-McQuitter (UNLV '78) 95	1	0	1	.000	0	0	0
TOTAL	5	2	5	.286	0	0	0
NORTHWESTERN							
Annette Lynch (Illinois St. '68) 82	1	0	1	.000	0	0	0
Don Perrelli (Southern Conn. St. '61) 87, 90, 91, 93, 94, 97	5	3	5	.375	0	0	0
TOTAL	6	3	6	.333	0	0	0
NORTHWESTERN ST.							
James Smith (La.-Monroe '75) 89, 04	2	0	2	.000	0	0	0
TOTAL	2	0	2	.000	0	0	0
NOTRE DAME							
Muffet McGraw (St. Joseph's '77) 92, 94, 96, 97, 98, 99, 00, 01, 02, 03, 04, 05, 06	13	22	12	.647	1	0	1
TOTAL	13	22	12	.647	1	0	1
OAKLAND							
Beckie Francis (Colgate '87) 02, 06	2	0	2	.000	0	0	0
TOTAL	2	0	2	.000	0	0	0
OHIO							
Amy Pritchard (Northwestern '83) 86	1	0	1	.000	0	0	0
Marsha Reall (Ohio St. '75) 95	1	0	1	.000	0	0	0
TOTAL	2	0	2	.000	0	0	0
OHIO ST.							
Tara VanDerveer (Indiana '75) 82, 84, 85 ...	3	2	3	.400	0	0	0
Nancy Darsch (Springfield '73) 86, 87, 88, 89, 90, 93, 96	7	11	7	.611	0	1	0
Beth Burns (Ohio Wesleyan '79) 99	1	0	1	.000	0	0	0
Jim Foster (Temple '80) 03, 04, 05, 06	4	5	4	.555	0	0	0
TOTAL	15	18	15	.545	0	1	0
OKLAHOMA							
Maura McHugh (Old Dominion '75) 86	1	1	1	.500	0	0	0
Burl Plunkett (Centenary (La.) '55) 95	1	1	1	.500	0	0	0
Sherri Coale (Oklahoma Christian '87) 00, 01, 02, 03, 04, 05, 06	7	12	7	.632	0	1	0
TOTAL	9	14	9	.609	0	1	0
OKLAHOMA ST.							
Dick Halterman (Truman '74) 89, 90, 91, 93, 94, 95, 96	7	4	7	.364	0	0	0
TOTAL	7	4	7	.364	0	0	0
OLD DOMINION							
Marianne Stanley (Immaculata '76) 82, 83, 84, 85, 87	5	12	4	.750	1	0	1
Wendy Larry (Old Dominion '77) 88, 89, 90, 92, 93, 94, 95, 96, 97, 98, 99, 00, 01, 02, 03, 04, 05, 06	18	20	18	.526	0	1	0
TOTAL	23	32	22	.593	1	1	1
ORAL ROBERTS							
Jerry Finkbeiner (Southern Nazarene '80) 99, 01, 05	3	0	3	.000	0	0	0
TOTAL	3	0	3	.000	0	0	0
OREGON							
Elwin Heiny (German Sports U. '69) 82, 84, 87	3	1	3	.250	0	0	0
Jody Runge (Kentucky '85) 94, 95, 96, 97, 98, 99, 00, 01	8	3	8	.273	0	0	0
Bev Smith (Oregon '82) 05	1	1	1	.500	0	0	0
TOTAL	12	5	12	.294	0	0	0

	Yrs.	Won	Lost	Pct.	Final Four CH	2nd	3rd
OREGON ST.							
Aki Hill (Japan AAU, John Wooden Program '72) 83, 84, 94, 95	4	2	4	.333	0	0	0
Judy Spoelstra (Oregon St. '83) 96	1	0	1	.000	0	0	0
TOTAL	5	2	5	.286	0	0	0
PENN							
Kelly Greenberg (La Salle '89) 01, 04	2	0	2	.000	0	0	0
TOTAL	2	0	2	.000	0	0	0
PENN ST.							
Rene Portland (Immaculata '75) 82, 83, 84, 85, 86, 87, 88, 90, 91, 92, 93, 94, 95, 96, 99, 00, 01, 02, 03, 04, 05	21	26	21	.553	0	0	1
TOTAL	21	26	21	.553	0	0	1
PEPPERDINE							
Mark Trakh (Long Beach St. '81) 00, 02, 03 ..	3	0	3	.000	0	0	0
Julie Rousseau (Cal St. L.A. '91) 06	1	0	1	.000	0	0	0
TOTAL	4	0	4	.000	0	0	0
PORTLAND							
Jim Sollars (Seattle Pacific '66) 94, 95, 96, 97	4	0	4	.000	0	0	0
TOTAL	4	0	4	.000	0	0	0
PROVIDENCE							
Bob Foley (Villanova '74) 86, 89, 90, 91, 92..	5	2	5	.286	0	0	0
TOTAL	5	2	5	.286	0	0	0
PURDUE							
Lin Dunn (Tenn.-Martin '69) 89, 90, 91, 92, 94, 95, 96	7	10	7	.588	0	0	1
Nell Fortner (Texas '82) 97	1	1	1	.500	0	0	0
Carolyn Peck (Vanderbilt '88) 98, 99	2	9	1	.900	1	0	0
Kristy Curry (La.-Monroe '88) 00, 01, 02, 03, 04, 05, 06	7	15	7	.682	0	1	0
TOTAL	17	35	16	.686	1	1	1
RADFORD							
Lubomyr Lichonczak (Idaho '78) 94, 95, 96..	3	0	3	.000	0	0	0
TOTAL	3	0	3	.000	0	0	0
RHODE ISLAND							
Linda Ziemke (West Chester '73) 96	1	0	1	.000	0	0	0
TOTAL	1	0	1	.000	0	0	0
RICE							
Cristy McKinney (North Carolina St. '79) 00, 05	2	1	2	.333	0	0	0
TOTAL	2	1	2	.333	0	0	0
RICHMOND							
Stephanie Gaitley (Villanova '82) 90, 91	2	0	2	.000	0	0	0
Joanne Boyle (Duke '85) 05	1	0	1	.000	0	0	0
TOTAL	3	0	3	.000	0	0	0
RUTGERS							
Theresa Grentz (Immaculata '74) 86, 87, 88, 89, 90, 91, 92, 93, 94	9	8	9	.471	0	0	0
C. Vivian Stringer (Slippery Rock '70) 98, 99, 00, 01, 03, 04, 05, 06	8	16	8	.667	0	0	1
TOTAL	17	24	17	.585	0	0	1
SACRED HEART							
Ed Swanson (Sacred Heart '89) 06	1	0	1	.000	0	0	0
TOTAL	1	0	1	.000	0	0	0
ST. FRANCIS (PA.)							
Jenny Przekwas (Wyoming '86) 96, 97, 98, 99	4	0	4	.000	0	0	0
Myndi Hill (Heidelberg '91) 00, 02, 03	3	0	3	.000	0	0	0
Jill Poe (West Virginia '89) 04, 05	2	0	2	.000	0	0	0
TOTAL	9	0	9	.000	0	0	0
ST. JOHN'S (N.Y.)							
Don Perrelli (Southern Conn. St. '61) 83, 84 ..	2	0	2	.000	0	0	0
Joe Mullaney (Providence '78) 88	1	1	1	.500	0	0	0
Kim Barnes-Arico (Montclair St. '93) 06	1	1	1	.500	0	0	0
TOTAL	4	2	4	.333	0	0	0
ST. JOSEPH'S							
Jim Foster (Temple '80) 85, 86, 87, 88, 89, 90	6	3	6	.333	0	0	0
Stephanie Gaitley (Villanova '82) 94, 95, 97, 99, 00	5	3	5	.375	0	0	0
TOTAL	11	6	11	.333	0	0	0
ST. MARY'S (CAL.)							
Kelly Graves (New Mexico '88) 99	1	0	1	.000	0	0	0
Michelle Jacoby (Pacific '89) 01	1	1	1	.500	0	0	0
TOTAL	2	1	2	.333	0	0	0
ST. PETER'S							
Mike Granelli (Mt. St. Mary's '61) '82, 92, 93, 97, 99, 00, 02	7	0	7	.000	0	0	0
TOTAL	7	0	7	.000	0	0	0
SAN DIEGO							
Kathy Marpe (Minnesota '71) 93, 00	2	0	2	.000	0	0	0
TOTAL	2	0	2	.000	0	0	0

	Yrs.	Won	Lost	Pct.	Final Four CH	2nd	3rd
SAN DIEGO ST.							
Earnest Riggins (Mississippi Val. '58) 84, 85	2	2	2	.500	0	0	0
Beth Burns (Ohio Wesleyan '79) 93, 94, 95, 97	4	1	4	.200	0	0	0
TOTAL	6	3	6	.333	0	0	0
SAN FRANCISCO							
Mary Hille-Nepfel # (San Francisco '81) 95, 96, 97	3	2	3	.400	0	0	0
Bill Nepfel # (Cortland St. '74) 95, 96, 97	3	2	3	.400	0	0	0
TOTAL	6	4	6	.400	0	0	0
SANTA CLARA							
Caren Horstmeyer (Santa Clara '84) 92, 94, 98, 99	4	1	4	.200	0	0	0
Chris Denker (Oregon '90) 02	1	0	1	.000	0	0	0
Michelle Bento-Jackson (Fresno St. '92) 05	1	0	1	.000	0	0	0
TOTAL	6	1	6	.143	0	0	0
SETON HALL							
Phyllis Mangina (Seton Hall '81) 94, 95	2	3	2	.600	0	0	0
TOTAL	2	3	2	.600	0	0	0
SIENA							
Gina Castelli (Canisius '86) 01	1	0	1	.000	0	0	0
TOTAL	1	0	1	.000	0	0	0
SOUTH ALA.							
Charles Branum (West Ala. '64) 87	1	0	1	.000	0	0	0
TOTAL	1	0	1	.000	0	0	0
SOUTH CAROLINA							
Terry Kelly (Covenant '76) 82	1	1	1	.500	0	0	0
Nancy Wilson (Coker '73) 86, 88, 89, 90, 91	5	3	5	.375	0	0	0
Susan Walvius (Virginia Tech '86) 02, 03	2	4	2	.667	0	0	0
TOTAL	8	8	8	.500	0	0	0
SOUTH CAROLINA ST.							
Willie Simon (Allen '58) 83	1	1	1	.500	0	0	0
TOTAL	1	1	1	.500	0	0	0
SOUTH FLORIDA							
Jose Fernandez (Florida Int'l '94) 06	1	0	1	.000	0	0	0
TOTAL	1	0	1	.000	0	0	0
SOUTHEAST MO. ST.							
B.J. Smith (Southwestern [Kan.] '89) 06	1	0	1	.000	0	0	0
TOTAL	1	0	1	.000	0	0	0
SOUTHERN CALIFORNIA							
Linda Sharp (Cal St. Fullerton '73) 82, 83, 84, 85, 86, 87, 88	7	19	5	.792	2	1	0
Marianne Stanley (Immaculata '76) 91, 92, 93	3	4	3	.571	0	0	0
Cheryl Miller (Southern California '86) 94, 95..	2	3	2	.600	0	0	0
Fred Williams (Boise St. '80) 97	1	1	1	.500	0	0	0
Mark Trakh (Long Beach St. '81) 05, 06	2	2	2	.500	0	0	0
TOTAL	15	29	13	.690	2	1	0
SOUTHERN ILL.							
Cindy Scott (Memphis '75) 86, 87, 90, 92 ...	4	2	4	.333	0	0	0
TOTAL	4	2	4	.333	0	0	0
SMU							
Rhonda Rompola (SMU '83) 94, 95, 96, 98, 99, 00	6	3	6	.333	0	0	0
TOTAL	6	3	6	.333	0	0	0
SOUTHERN MISS.							
Kay James (Mississippi Women's '69) 85, 87, 89, 90, 92, 94, 95, 96	8	4	8	.333	0	0	0
TOTAL	8	4	8	.333	0	0	0
SOUTHERN U.							
LaSandra Pugh (Northwestern St. '87) 02, 04, 06	3	0	3	.000	0	0	0
TOTAL	3	0	3	.000	0	0	0
STANFORD							
Dotty McCrea (Monmouth '73) 82	1	0	1	.000	0	0	0
Tara VanDerveer (Indiana '75) 88, 89, 90, 91, 92, 93, 94, 95, 97, 98, 99, 00, 01, 02, 03, 04, 05, 06	18	42	16	.724	2	0	3
Marianne Stanley### (Immaculata '76) 96	1	4	1	.800	0	0	1
Amy Tucker### (Ohio St. '82) 96	1	4	1	.800	0	0	1
TOTAL	20	46	18	.719	2	0	4
STEPHEN F. AUSTIN							
Mary Ann Otwell (Ouachita Baptist '64) 82, 83	2	0	2	.000	0	0	0
Gary Blair (Texas Tech '72) 88, 89, 90, 91, 92, 93	6	6	6	.500	0	0	0
Joe Curl [Wayne St. (Neb.) '78] 94	1	0	1	.000	0	0	0
Royce Chadwick (Southwestern Okla. '80) 95, 96, 97, 98, 99, 00, 01	7	4	7	.364	0	0	0
Lee Ann Riley (Baylor '85) 02, 06	2	0	2	.000	0	0	0
TOTAL	18	10	18	.357	0	0	0

	Yrs.	Won	Lost	Pct.	Final Four		
					CH	2nd	3rd
STETSON							
Dee Romine (Indiana St. '74) 05	1	0	1	.000	0	0	0
TOTAL	1	0	1	.000	0	0	0
SYRACUSE							
Barbara Jacobs (Wis.-La Crosse '71) 85, 88 ..	2	0	2	.000	0	0	0
Marianna Freeman (Cheyney '79) 02	1	0	1	.000	0	0	0
TOTAL	3	0	3	.000	0	0	0
TEMPLE							
Linda Hill-MacDonald (West Chester '70) 89.	1	1	1	.500	0	0	0
Dawn Staley (Virginia '92) 02, 04, 05, 06 ...	4	1	4	.200	0	0	0
TOTAL	5	2	5	.286	0	0	0
TENNESSEE							
Pat Summitt (Tenn.-Martin '74) 82, 83, 84,							
85, 86, 87, 88, 89, 90, 91, 92, 93, 94,							
95, 96, 97, 98, 99, 00, 01, 02, 03, 04,	25	92	19	.829	6	5	5
05, 06							
TOTAL	25	92	19	.829	6	5	5
TENNESSEE ST.							
Teresa Lawrence-Phillips (Vanderbilt '80) 94,							
95	2	0	2	.000	0	0	0
TOTAL	2	0	2	.000	0	0	0
TENNESSEE TECH							
Marynell Meadors (Middle Tenn. '65) 82,							
85	2	0	2	.000	0	0	0
Bill Worrell (Tennessee Tech '68) 87, 89,							
90, 91, 92, 93, 99, 00	8	3	8	.273	0	0	0
TOTAL	10	3	10	.231	0	0	0
TEXAS							
Jody Conradt (Baylor '63) 83, 84, 85, 86,							
87, 88, 89, 90, 91, 92, 93, 94, 96, 97,							
99, 00, 01, 02, 03, 04, 05	21	31	20	.608	1	0	2
TOTAL	21	31	20	.608	1	0	2
TEXAS A&M							
Lynn Hickey (Ouachita Baptist '73) 94	1	2	1	.667	0	0	0
Candi Harvey (Ouachita Baptist '79) 96	1	0	1	.000	0	0	0
Gary Blair (Texas Tech '72) 06	1	0	1	.000	0	0	0
TOTAL	3	2	3	.400	0	0	0
TEXAS-ARLINGTON							
Donna Capps (Tex. A&M-Commerce '74) 05...	1	0	1	.000	0	0	0
TOTAL	1	0	1	.000	0	0	0
TCU							
Jeff Mittie (Mo. Western St. '89) 01, 02, 03,							
04, 05, 06	6	5	6	.455	0	0	0
TOTAL	6	5	6	.455	0	0	0
TEXAS ST.							
Linda Sharp (Cal St. Fullerton '73) 97	1	0	1	.000	0	0	0
Suzanne Fox (Abilene Christian '90) 03	1	0	1	.000	0	0	0
TOTAL	2	0	2	.000	0	0	0
TEXAS TECH							
Marsha Sharp (Wayland Baptist '74) 84,							
86, 90, 91, 92, 93, 94, 95, 96, 97, 98,							
99, 00, 01, 02, 03, 04, 05	18	30	17	.638	1	0	0
TOTAL	18	30	17	.638	1	0	0
TOLEDO							
Bill Fennelly (William Penn '79) 91, 92, 95...	3	2	3	.400	0	0	0
Mark Ehlen (Ohio St. '75) 96, 97, 99, 01	4	1	4	.200	0	0	0
TOTAL	7	3	7	.300	0	0	0
TROY							
Jerry Hester (Troy '75) 97	1	0	1	.000	0	0	0
TOTAL	1	0	1	.000	0	0	0
TULANE							
Lisa Stockton (Wake Forest '86) 95, 96, 97,							
98, 99, 00, 01, 02, 03	9	3	9	.250	0	0	0
TOTAL	9	3	9	.250	0	0	0
TULSA							
Charlene Thomas-Swinson (Auburn '92) 06...	1	1	1	.500	0	0	0
TOTAL	1	1	1	.500	0	0	0
UCLA							
Billie Moore (Washburn '66) 83, 85, 90, 92...	4	3	4	.429	0	0	0
Kathy Olivier (UNLV '82) 98, 99, 00, 04,							
06	5	5	5	.500	0	0	0
TOTAL	9	8	9	.471	0	0	0
UTAH							
Fern Gardner (Utah St. '61) 83	1	0	1	.000	0	0	0
Elaine Elliott (Boise St. '77) 86, 89, 90, 91,							
95, 96, 97, 98, 00, 01, 03, 05, 06	13	8	13	.381	0	0	0
TOTAL	14	8	14	.364	0	0	0
VALPARAISO							
Keith Freeman (Huntington '86) 03, 04	2	0	2	.000	0	0	0
TOTAL	2	0	2	.000	0	0	0

	Yrs.	Won	Lost	Pct.	Final Four		
					CH	2nd	3rd
VANDERBILT							
Phil Lee (Campbell '70) 86, 87, 89, 90, 91 ..	5	4	5	.444	0	0	0
Jim Foster (Temple '80) 92, 93, 94, 95, 96,							
97, 98, 00, 01, 02	10	21	10	.677	0	0	1
Melanie Balcomb (TCNJ '84) 03, 04, 05, 06	4	6	4	.600	0	0	0
TOTAL	19	31	19	.620	0	0	1
VERMONT							
Cathy Inglese (Southern Conn. St. '80) 92,							
93	2	0	2	.000	0	0	0
Pam Borton (Defiance '87) 94	1	0	1	.000	0	0	0
Keith Cieplicki (William & Mary '85) 00	1	0	1	.000	0	0	0
TOTAL	4	0	4	.000	0	0	0
VILLANOVA							
Harry Perretta (Lycoming '78) 86, 87, 88,							
89, 01, 02, 03, 04	8	7	8	.467	0	0	0
TOTAL	8	7	8	.467	0	0	0
VIRGINIA							
Debbie Ryan (Ursinus '75) 84, 85, 86, 87,							
88, 89, 90, 91, 92, 93, 94, 95, 96, 97,							
98, 99, 00, 01, 02, 03, 05	21	31	23	.574	0	1	2
TOTAL	21	31	23	.574	0	1	2
VIRGINIA TECH							
Carol Alfano [Charleston (W.V.) '71] 94,							
95	2	1	2	.333	0	0	0
Bonnie Hendrickson (St. Cloud St. '85) 98,							
99, 01, 03, 04	5	6	5	.545	0	0	0
Beth Dunkenberg (Randolph-Macon '88) 05,							
06	2	1	2	.333	0	0	0
TOTAL	9	8	9	.471	0	0	0
WAKE FOREST							
Joe Sanchez (Corpus Christi '70) 88	1	1	1	.500	0	0	0
TOTAL	1	1	1	.500	0	0	0
WASHINGTON							
Joyce Sake (San Diego St. '85) 85	1	0	1	.000	0	0	0
Chris Gobrecht (Southern California '77) 86,							
87, 88, 89, 90, 91, 93, 94, 95	9	11	9	.550	0	0	0
June Daugherty (Ohio St. '78) 97, 98, 01,							
03, 06	5	4	5	.444	0	0	0
TOTAL	15	15	15	.500	0	0	0
WASHINGTON ST.							
Harold Rhodes (Washington St. '77) 91	1	0	1	.000	0	0	0
TOTAL	1	0	1	.000	0	0	0
WEBER ST.							
Carla Taylor (Weber St. '84) 02, 03	2	0	2	.000	0	0	0
TOTAL	2	0	2	.000	0	0	0
WEST VIRGINIA							
Kittie Blakemore% (James Madison '50) 89,							
92	2	2	2	.500	0	0	0
Scott Harrelson% (Texas St. '79) 89, 92	2	2	2	.500	0	0	0
Michael Carey (Salem Int'l '80) 04	1	0	1	.000	0	0	0
TOTAL	5	4	5	.444	0	0	0
WESTERN CARO.							
Kellie Harper (Tennessee '99) 05	1	0	1	.000	0	0	0
TOTAL	1	0	1	.000	0	0	0
WESTERN ILL.							
Regina Miller (Old Dominion '84) 95	1	0	1	.000	0	0	0
TOTAL	1	0	1	.000	0	0	0
WESTERN KY.							
Paul Sanderford (Methodist '72) 85, 86, 87,							
88, 89, 90, 91, 92, 93, 94, 95, 97	12	15	12	.556	0	1	2
Steve Small (Campbellsville '70) 98, 00	2	2	2	.500	0	0	0
Mary Taylor Cowles (Western Ky. '92) 03	1	0	1	.000	0	0	0
TOTAL	15	17	15	.531	0	1	2
WESTERN MICH.							
Jim Hess (Eastern Mich. '85) 85	1	0	1	.000	0	0	0
Ron Stewart (Indiana '71) 03	1	0	1	.000	0	0	0
TOTAL	2	0	2	.000	0	0	0
WISCONSIN							
Mary Murphy (Northwestern '80) 92	1	0	1	.000	0	0	0
Jane Albright (Appalachian St. '79) 95, 96,							
98, 01, 02	5	2	5	.286	0	0	0
TOTAL	6	2	6	.250	0	0	0
WIS.-GREEN BAY							
Carol Hammerle (Northern Mich. '70) 94,							
98	2	0	2	.000	0	0	0
Kevin Borseth (Lake Superior St. '76) 99, 00,							
02, 03, 04, 05	6	1	6	.143	0	0	0
TOTAL	8	1	8	.111	0	0	0
WIS.-MILWAUKEE							
Sandy Botham (Notre Dame '88) 01, 06	2	0	2	.000	0	0	0
TOTAL	2	0	2	.000	0	0	0

	Yrs. Won	Lost	Pct.	Final Four		
				CH	2nd	3rd
XAVIER						
Mark Ehlen (Ohio St. '75) 93.....	1	0	1	.000	0	0
Melanie Balcomb (TCNJ '84) 99, 00, 01, 03 ..	4	4	4	.500	0	0
TOTAL	5	4	5	.444	0	0

YOUNGSTOWN ST.						
Ed DiGregorio (Mount Union '51) 96, 98, 00..	3	1	3	.250	0	0
TOTAL	3	1	3	.250	0	0

*Hogg and Barmore were co-head coaches from 1983-85. **Bolla and Strike were co-head coaches from 1982-88. %Blakemore and Harrelson were co-head coaches from 1989-92. #Hile-Nepfel and Nepfel were co-head coaches from 1995-00. ##Stanley and Tucker were interim co-head coaches for Tara VanDerveer for 1995-96. \$Clapp and White were co-head coaches from 1998-00.

National Women's Invitational Tournament

For historical purposes, the results of the past National Women's Invitational Tournaments (1969-96, 98-00) or Women's NIT are listed below. The tournament was played in Amarillo, Texas until 1998, when schools hosted.

Season	Champion	Runner-Up	Third Place	Third Place
1969	Wayland Baptist	Ouachita Baptist	Midwestern St.	John F. Kennedy
1970	Wayland Baptist	Midwestern St.	Ouachita Baptist	John F. Kennedy
1971	Wayland Baptist	Parsons	John F. Kennedy	Seminole JC
1972	Wayland Baptist	John F. Kennedy	Murray St.	Parsons
1973	Wayland Baptist	John F. Kennedy	Parsons	Ranger JC
1974	Wayland Baptist	John F. Kennedy	Temple JC	UCLA
1975	Wayland Baptist	UCLA	Belmont Abbey	Mercer
1976	Wayland Baptist	UCLA	UNLV	Belmont Abbey
1977	Wayland Baptist	UCLA	Mississippi Col.	Old Dominion
1978	Old Dominion	Texas	Kentucky	Long Beach St.
1979	South Carolina	Drake	Oregon	Northern Ky.
1980	Oregon St.	North Carolina	Drake	Virginia
1981	Georgia	Arizona St.	Drake	California
1982	Oregon St.	Florida St.	Brigham Young	Illinois St.
1983	New Orleans	Memphis	Oral Roberts	Weber St.
1984	Vanderbilt	Chattanooga	Clemson	California
1985	LSU	Florida	Texas Tech	Cal St. Fullerton
1986	Idaho	Northwestern St.	Notre Dame	West Tex. A&M
1987	Arkansas	California	Creighton	Stephen F. Austin
1988	DePaul	Purdue	New Orleans	Illinois St.
1989	Oregon	San Diego St.	Toledo	Radford
1990	Kentucky	Toledo	UNC Charlotte	Fresno St.
1991	Santa Clara	Indiana	Kansas	UAB
1992	Georgia Tech	Hawaii	Arkansas St.	Wis.-Green Bay
1993	Arkansas St.	SMU	Florida Int'l	Northwestern St.
1994	Oklahoma	Arkansas St.	Pittsburgh	Toledo
1995	Texas A&M	Northwestern St.	Notre Dame	Clemson
1996	Arizona	Northwestern	LSU	Arkansas
1998	Penn St.	Baylor	LSU	Indiana
1999	Arkansas	Wisconsin	Memphis	Drake
2000	Wisconsin	Florida	Arkansas	Colorado St.
2001	Ohio St.	New Mexico	Hawaii	James Madison
2002	Oregon	Houston	Virginia Tech	Michigan St.
2003	Auburn	Baylor	Creighton	Colorado St.
2004	Creighton	UNLV	Richmond	Iowa St.
2005	Missouri St.	West Virginia	Iowa	Kentucky
2006	Kansas St.	Marquette	Pittsburgh	Western Ky.

Division II Championship

2006 Results

FIRST ROUND

North Dakota 92, Col. St.-Pueblo 69
 Northern St. 89, Regis (Colo.) 79
 St. Cloud St. 82, Augustana (S.D.) 69
 Concordia-St. Paul 74, Wayne St. (Neb.) 59
 Shaw 53, Newberry 50
 N.C. Central 51, GC&SU 48
 Clayton St. 76, J.C. Smith 52
 Wingate 67, S.C. Upstate 59
 Washburn 92, St. Mary's (Tex.) 58
 Central Mo. St. 79, Angelo St. 68
 Emporia St. 85, Tarleton St. 67
 West Tex. A&M 78, Northeastern St. 64
 Southern Conn. St. 76, Phila. Sciences 43
 Holy Family 70, Pace 62
 American Int'l 71, St. Rose 59
 Stonehill 77, New Haven 70
 Western Wash. 66, NW Nazarene 54
 Seattle Pacific 62, UC San Diego 57
 Cal St. Bakersfield 82, Cal St. L.A. 77
 Cal St. Chico 83, Humboldt St. 69
 Delta St. 66, Tampa 50
 Fla. Gulf Coast 48, Rollins 46 (ot)
 West Fla. 65, Fort Valley St. 64

Henderson St. 77, Paine 65
 Charleston (W.V.) 71, Edinboro 62
 Wheeling Jesuit 79, California (Pa.) 62
 Anderson (S.C.) 84, West Liberty St. 72
 Glenville St. 79, Barton 52
 Drury 75, Quincy 52
 Lewis 89, Lake Superior St. 66
 Northern Ky. 67, Michigan Tech 66
 Grand Valley St. 87, Ashland 59

SECOND ROUND

North Dakota 90, Northern St. 58
 St. Cloud St. 96, Concordia-St. Paul 89
 Shaw 80, N.C. Central 65
 Wingate 67, Clayton St. 64
 Washburn 65, Central Mo. St. 51
 Emporia St. 88, West Tex. A&M 82
 Southern Conn. St. 58, Holy Family 41
 American Int'l 71, Stonehill 59
 Seattle Pacific 70, Western Wash. 50
 Cal St. Chico 83, Cal St. Bakersfield 80
 Delta St. 57, Fla. Gulf Coast 48
 Henderson St. 68, West Fla. 62
 Charleston (W.V.) 90, Wheeling Jesuit 88 (ot)
 Glenville St. 94, Anderson (S.C.) 76
 Drury 85, Lewis 68
 Grand Valley St. 71, Northern Ky. 70

REGIONAL FINALS

St. Cloud St. 75, North Dakota 69
 Shaw 68, Wingate 57
 Emporia St. 61, Washburn 59 (ot)
 American Int'l 48, Southern Conn. St. 40
 Cal St. Chico 72, Seattle Pacific 63
 Henderson St. 44, Delta St. 40
 Charleston (W.V.) 68, Glenville St. 5
 Grand Valley St. 91, Drury 76

QUARTERFINALS

St. Cloud St. 78, Shaw 71
 American Int'l 86, Emporia St. 79
 Cal St. Chico 67, Henderson St. 66
 Grand Valley St. 74, Charleston (W.V.) 59

SEMIFINALS

American Int'l 70, St. Cloud St. 58
 Grand Valley St. 76, Cal St. Chico 63

CHAMPIONSHIP

Grand Valley St. 58, American Int'l 52



Photo by Wesley Hill/NCAA Photos

Julia Braseth (30) of Grand Valley fights for a rebound against American International's Jen Nnanna (11) during the Division II Women's Basketball Championship held at the Summit Arena in Hot Springs, Arkansas.

Women's Division II Championship Box Scores

SEMIFINALS

MARCH 23 AT HOT SPRINGS, ARKANSAS

American Int'l 70, St. Cloud St. 58

American Int'l

No.	Player	Total FG		3-PT.		REBOUNDS			PF	TP	A	TO	BLK	S	MIN		
		FG	FGA	FG	FGA	OF	DE	TOT									
4	Krystal Pressley	*6	13	4	10	10	10	2	8	10	4	26	4	3	0	37	
20	Alicsa Rubino	*0	3	0	1	3	4	0	3	3	4	3	8	4	0	2	33
21	Stacy Boisvert	*1	2	0	0	0	0	1	2	3	1	2	0	2	0	25	
30	Sharmion Selman	*10	22	0	0	6	7	1	12	13	2	26	0	3	0	4	36
32	Tiffany Woolen	*1	1	1	1	0	0	1	3	4	0	3	2	0	1	0	28
3	Jen Moussette	0	0	0	0	0	0	0	0	0	0	0	0	0	0	2	
10	Jeanette Johnathan	0	2	0	2	0	0	0	0	0	1	0	0	2	0	7	
11	Jen Nnanna	1	3	0	0	0	0	0	4	4	3	2	0	1	1	0	14
24	Monique Lawrence	0	2	0	0	0	0	1	1	2	0	0	0	0	0	4	
33	Debbie Sampson	4	6	0	0	0	0	0	0	0	8	2	1	0	0	14	
TM	TEAM	0	0	0	0	0	1	4	5	0	0	0	0	0	0	0	
	Totals	23	54	5	14	19	21	7	37	44	15	70	16	16	2	6	200

Total Field-Goal Percentage: .426
 3-Point Field-Goal Percentage: .357
 Free-Throw Percentage: .905

DEADBALL REBOUNDS: 1

St. Cloud St.

No.	Player	Total FG		3-PT.		REBOUNDS			PF	TP	A	TO	BLK	S	MIN		
		FG	FGA	FG	FGA	OF	DE	TOT									
11	Sascha Hansen	*6	10	2	5	7	8	0	1	1	0	21	1	3	0	2	36
23	Shannon Francis	*0	3	0	3	4	4	1	1	2	4	4	0	0	1	18	
33	April Carlson	*2	7	0	2	2	4	1	5	6	0	6	0	1	0	31	
40	Kayla Rengel	*3	10	0	4	2	2	3	3	6	4	8	3	3	0	1	32
50	Erika Quigley	*3	20	0	0	3	2	7	9	4	9	0	1	0	3	26	
10	Krystal Scott	0	1	0	0	1	4	0	0	0	1	1	1	2	0	1	24
13	Brianna Nance	1	3	0	2	0	0	0	0	0	1	2	0	0	0	9	
35	Jackie Carlson	3	8	1	4	0	0	1	6	7	3	7	1	0	0	2	24
TM	Team	0	0	0	0	0	0	2	2	4	0	0	0	1	0	0	
	Totals	18	62	3	20	19	25	10	25	35	17	58	10	11	0	10	200

Total Field-Goal Percentage: .290
 3-Point Field-Goal Percentage: .150
 Free-Throw Percentage: .760

DEADBALL REBOUNDS: 3

Officials: Rob Doss; Taiqua Stewart; Ben Franson.
 Technical fouls: American Int'l-None. St. Cloud St.-None.

Score by Periods	1	2	Total
American Int'l.....	29	41	70
St. Cloud St.....	29	29	58

Grand Valley St. 76, Cal St. Chico 63
Grand Valley St.

No.	Player	Total FG		3-PT.		REBOUNDS			PF	TP	A	TO	BLK	S	MIN		
		FG	FGA	FG	FGA	OF	DE	TOT									
21	Crystal Zick.....	*5	14	1	6	3	4	0	5	5	1	14	5	4	0	1	38
23	Erika Ryskamp	*4	12	3	7	11	11	2	1	3	3	22	8	2	1	2	40
24	Niki Reams.....	*5	12	0	4	4	5	3	2	5	3	14	1	0	2	1	26
30	Julia Braseth.....	*5	11	0	1	5	7	4	8	12	2	15	1	0	0	2	38
32	Erin Cyplik	*2	6	0	1	1	2	1	8	9	0	5	0	3	1	1	40
3	Courtney Hammond	0	0	0	0	0	0	0	0	0	0	0	0	0	0	0	0
10	Jenny Steffen.....	0	4	0	3	0	0	0	2	2	1	0	0	0	0	0	4
12	Taushauna Churchwell	1	1	0	0	4	4	0	3	3	0	6	0	4	0	2	10
20	Kim Wyngaard.....	0	0	0	0	0	0	0	0	0	1	0	0	0	0	0	1
34	Nicole Carr	0	0	0	0	0	0	0	0	0	0	0	0	1	0	0	1
40	Dawn Maynard	0	0	0	0	0	0	0	0	0	0	0	0	0	0	0	1
44	Julie Baltmanis.....	0	0	0	0	0	0	0	0	0	0	0	0	0	0	0	0
53	Jaida Bourke.....	0	0	0	0	0	0	0	0	0	0	0	0	0	0	0	1
TM	TEAM.....	0	0	0	0	0	0	3	2	5	0	0	0	0	0	0	0
Totals		22	60	4	22	28	33	13	31	44	11	76	15	14	4	9	200

Total Field-Goal Percentage: .367 DEADBALL REBOUNDS: 3
 3-Point Field-Goal Percentage: .182
 Free-Throw Percentage: .848

Cal St. Chico

No.	Player	Total FG		3-PT.		REBOUNDS			PF	TP	A	TO	BLK	S	MIN		
		FG	FGA	FG	FGA	OF	DE	TOT									
10	Amy Van Hollebeke	*5	14	4	10	0	0	1	3	4	2	14	4	6	0	1	37
11	Haley Ford	*4	10	0	2	0	0	1	2	3	5	8	1	0	1	0	32
24	Audriana Spencer.....	*5	12	3	8	0	0	3	3	6	4	13	1	1	1	0	29
30	Amber Simmons	*7	17	0	0	2	3	4	7	11	4	16	1	3	1	0	34
32	Jennifer Borrer.....	*4	6	0	0	1	3	3	6	9	3	9	4	3	0	1	34
20	Niki Simons	1	6	1	1	0	0	1	0	1	3	3	1	0	0	1	9
21	Lauren Himmelspach	0	5	0	2	0	0	1	0	1	2	0	0	2	0	0	13
41	Cory Edwards.....	0	1	0	0	0	0	0	2	2	1	0	0	1	1	0	12
TM	TEAM.....	0	0	0	0	0	1	4	5	0	0	0	0	1	0	0	0
Totals		26	71	8	23	3	6	15	27	42	24	63	12	17	4	3	200

Total Field-Goal Percentage: .366 DEADBALL REBOUNDS: 2
 3-Point Field-Goal Percentage: .348
 Free-Throw Percentage: .500

Attendance: 843
 Officials: Melissa Lewis; Cathy Cronin; Deborah Allen.
 Technical fouls: Grand Valley St.-None. Cal St. Chico-None

Score by Periods	1	2	Total
Grand Valley St.	40	36	76
Cal St. Chico	32	31	63

CHAMPIONSHIP
MARCH 25 AT HOT SPRINGS, ARKANSAS
Grand Valley St. 58, American Int'l 52
Grand Valley St.

No.	Player	Total FG		3-PT.		REBOUNDS			PF	TP	A	TO	BLK	S	MIN		
		FG	FGA	FG	FGA	OF	DE	TOT									
24	Niki Reams.....	6	16	1	1	1	3	1	3	4	2	14	3	1	2	2	40
30	Julia Braseth	7	17	0	0	1	3	2	9	11	1	15	2	3	0	0	40
21	Crystal Zick.....	6	12	2	6	1	2	0	2	2	2	15	6	4	0	2	40
23	Erika Ryskamp	3	6	1	3	1	2	0	1	1	2	8	2	2	0	1	40
32	Erin Cyplik	2	5	2	4	0	0	3	11	14	2	6	0	1	0	1	36
10	Jenny Steffen.....	0	0	0	0	0	0	0	0	0	0	0	0	0	0	0	1
12	Taushauna Churchwell	0	0	0	0	0	0	1	0	1	0	0	1	2	0	0	3
TM	TEAM.....	0	0	0	0	0	0	1	2	3	0	0	0	0	0	0	0
Totals		24	56	6	14	4	10	8	28	36	9	58	14	13	2	6	200

Total Field-Goal Percentage: .429 DEADBALL REBOUNDS: 2
 3-Point Field-Goal Percentage: .429
 Free-Throw Percentage: .400

American Int'l

No.	Player	Total FG		3-PT.		REBOUNDS			PF	TP	A	TO	BLK	S	MIN		
		FG	FGA	FG	FGA	OF	DE	TOT									
21	Stacy Boisvert	0	1	0	0	0	0	1	5	6	3	0	0	0	0	0	16
30	Sharmion Selman	7	18	0	0	1	2	2	6	8	3	15	1	3	0	2	34
32	Tiffany Wooten	1	3	0	2	0	0	0	6	6	3	2	2	3	0	3	31
4	Krystal Pressley	6	15	3	8	2	2	0	3	3	0	17	0	2	0	1	37
20	Alissa Rubino	2	9	0	2	0	2	0	5	5	1	4	5	4	0	3	37
3	Jen Moussette	0	0	0	0	0	0	0	0	0	0	0	0	0	0	0	2
10	Jeanette Johnathan	0	0	0	0	0	0	0	0	0	0	1	0	0	0	0	3
11	Jen Nnanna	1	2	0	0	0	0	3	3	6	2	2	0	1	2	0	19
24	Monique Lawrence	1	2	0	0	1	2	2	0	2	2	3	0	0	1	0	11
33	Debbie Sampson	4	5	1	1	0	0	0	0	0	0	9	0	0	0	0	10
TM	TEAM.....	0	0	0	0	0	0	0	0	0	0	0	0	0	0	0	0
Totals		22	55	4	13	4	8	8	28	36	14	52	9	13	3	9	200

Total Field-Goal Percentage: .400
 3-Point Field-Goal Percentage: .308
 Free-Throw Percentage: .500
 Attendance: 987
 Officials: Melissa Lewis; Rob Doss; Taiqua Stewart.
 Technical fouls: Grand Valley St.-None. American Int'l-None.

Score by Periods	1	2	Total
Grand Valley St.	34	24	58
American Int'l.	30	22	52

DEADBALL REBOUNDS: 1



Photo by Wesley Hitt/NCAA Photos

Grand Valley fans had plenty to cheer about after the Lakers claimed the Division II national championship.

Championship Year-by-Year Results

Season	Champion	Coach	Score	Runner-Up	Site
1982	Cal Poly Pomona	Darlene May	93-74	Tuskegee	Springfield, Mass.
1983	Virginia Union	Louis Hearn	73-60	Cal Poly Pomona	Springfield, Mass.
1984	Central Mo. St.	Jorja Hoehn	80-73	Virginia Union	Springfield, Mass.
1985	Cal Poly Pomona	Darlene May	80-69	Central Mo. St.	Springfield, Mass.
1986	Cal Poly Pomona	Darlene May	70-63	North Dakota St.	Springfield, Mass.
1987	New Haven	Jan Rossman	77-75	Cal Poly Pomona	Springfield, Mass.
1988	Hampton	James Sweat	65-48	West Tex. A&M	Fargo, N.D.
1989	Delta St.	Lloyd Clark	88-58	Cal Poly Pomona	Cleveland, Miss.
1990	Delta St.	Lloyd Clark	77-43	Bentley	Pomona, Calif.
1991	North Dakota St.	Amy Ruley	81-74	Southeast Mo. St.	Cape Girardeau, Mo.
1992	Delta St.	Lloyd Clark	65-63	North Dakota St.	Fargo, N.D.
1993	North Dakota St.	Amy Ruley	95-63	Delta St.	Waltham, Mass.
1994	North Dakota St.	Amy Ruley	89-56	Cal St. San B'dino	Fargo, N.D.
1995	North Dakota St.	Amy Ruley	98-85	Portland St.	Fargo, N.D.
1996	North Dakota St.	Amy Ruley	104-78	Shippensburg	Fargo, N.D.
1997	North Dakota	Gene Roebuck	94-78	Southern Ind.	Grand Forks, N.D.
1998	North Dakota	Gene Roebuck	92-76	Emporia St.	Pine Bluff, Ark.
1999	North Dakota	Gene Roebuck	80-63	Arkansas Tech	Pine Bluff, Ark.
2000	Northern Ky.	Nancy Winstel	71-62 (ot)	North Dakota St.	Pine Bluff, Ark.
2001	Cal Poly Pomona	Paul Thomas	87-80 (ot)	North Dakota	Rochester, Minn.
2002	Cal Poly Pomona	Paul Thomas	74-62	Southeastern Okla.	Rochester, Minn.
2003	South Dakota St.	Aaron Johnston	65-50	Northern Ky.	St. Joseph, Mo.
2004	California (Pa.)	Darcie Vincent	75-72	Drury	St. Joseph, Mo.
2005	Washburn	Ron McHenry	70-53	Seattle Pacific	Hot Springs, Ark.
2006	Grand Valley St.	Dawn Pnitzuweit	58-52	American Int'l	Hot Springs, Ark.

MOST OUTSTANDING PLAYER AWARDS

1982-Jackie White, Cal Poly Pomona; 1983-Paris McWhirter, Virginia Union; 1984-Carla Eades, Central Mo. St.; 1985-Vickie Mitchell, Cal Poly Pomona; 1986-Debra Larsen, Cal Poly Pomona; 1987-Joy Jeter, New Haven; 1988-Jackie Dolberry, Hampton; 1989-Pam Lockett, Delta St.; 1990-Crystal Hardy, Delta St.; 1991-Nadine Schmidt, North Dakota St.; 1992-Leslie McKiernon, Delta St.; 1993-Nadine Schmidt, North Dakota St.; 1994-Darci Steere, North Dakota St.; 1995-Kasey Morlock, North Dakota St.; 1996-Kasey Morlock, North Dakota St.; 1997-Jaime Pudenz, North Dakota; 1998-Jenny Crouse, North Dakota; 1999-Jenny Crouse, North Dakota; 2000-Michelle Cottrell, Northern Ky.; 2001-Aprile Powell, Cal Poly Pomona; 2002-Lauri McIntosh, Cal Poly Pomona; 2003-Melissa Pater, South Dakota St.; 2004-Megan Storck, California (Pa.); 2005-Carla Sintra, Washburn; 2006-Julia Braseth, Grand Valley St.

Individual Records

(Three-game minimum for series records and percentages)

POINTS, GAME

46—Sherika Tarpkins, Fort Valley St. (88) vs. Central Ark. (103), 2005.

POINTS, SERIES

141—Brandi Robinson, Southeastern Okla., 2002 [18 vs. Washburn, 33 vs. Mo. Western St., 21 vs. St. Mary's (Tex.), 29 vs. Florida Tech, 34 vs. South Dakota St., 6 vs. Cal Poly Pomona].

FIELD GOALS, GAME

18—Niki Bracken, Cal Poly Pomona (103) vs. Alas. Anchorage (77), 1988.

FIELD GOALS, SERIES

55—Jurgita Kausaite, Emporia St., 1998 (10 vs. Central Mo. St., 15 vs. Abilene Christian, 15 vs. Shippensburg, 10 vs. Francis Marion, 5 vs. North Dakota).

HIGHEST FIELD-GOAL PERCENTAGE, GAME (Minimum 11 Made)

100%—Cathy Gooden, Cal Poly Pomona (88) vs. UC Davis (52), 1988 (11-11); LaTasha Burnett, Cal Poly Pomona (74) vs. Pace (54), 2001 (11-11).

THREE-POINT FIELD GOALS, GAME

9—Jenni Miller, Pittsburg St. (78) vs. Abilene Christian (92), 1997.

THREE-POINT FIELD GOALS, SERIES

21—Lori Bender, Bentley, 1989 [2 vs. Bridgeport, 5 vs. New Haven, 5 vs. Bloomsburg, 4 vs. Cal Poly Pomona, 5 vs. Central Mo. St.].

HIGHEST THREE-POINT FIELD-GOAL PERCENTAGE, GAME (Minimum Five Made)

100%—Katie Wilder, Humboldt St. (69) vs. Cal St. Chico (83), 2006 (5-5).

HIGHEST THREE-POINT FIELD-GOAL PERCENTAGE, SERIES (Minimum 10 Made)

64.7%—Mandy Wood, Seattle Pacific, 2004 (11-17; 4-4 vs. UC San Diego, 0-2 vs. Western Wash., 3-3 vs. Cal Poly Pomona, 4-8 vs. Drury).

FREE THROWS MADE, GAME

17—Darcy Fralick, Lake Superior St. (98) vs. Oakland (84), 1994; Kasey Morlock, North Dakota St. (74) vs. Mo. Western St. (67), 1995; Brenda Jones-Begnauad, Ark.-Monticello (80) vs. Delta St. (68), 1998.

FREE THROWS MADE, SERIES

51—Kasey Morlock, North Dakota St., 1995 (8 vs. Minn. Duluth, 8 vs. South Dakota St., 9 vs. Oakland, 17 vs. Mo. Western St., 9 vs. Portland St.).

HIGHEST FREE-THROW PERCENTAGE, GAME (Minimum 16 Made)

100.0%—Tracy Wyatt, Glenville St. (62) vs. Cal Poly Pomona (74), 2002 (16-16).

REBOUNDS, GAME

23—Michelle Weakley, Bellarmine (67) vs. Wright St. (80), 1987; Yolanda Griffith, Fla. Atlantic (74) vs. Florida Tech (86), 1993.

REBOUNDS, SERIES

74—Kami Winger, North Dakota [16 vs. Augustana (S.D.), 17 vs. North Dakota St., 10 vs. Kennesaw St., 14 vs. Emporia St., 17 vs. Arkansas Tech], 1999

Team Records

(Three-game minimum for series records and percentages)

POINTS, GAME

123—North Dakota St. vs. North Ala. (56), 1994.

POINTS, SERIES

504—California (Pa.), 2004 [78 vs. Charleston (W.V.), 92 vs. Barton, 74 vs. Glenville St., 96 vs. South Dakota St., 89 vs. Merrimack, 75 vs. Drury].

FIELD GOALS, GAME

51—North Dakota St. (123) vs. North Ala. (56), 1994.

FIELD GOALS, SERIES

195—California (Pa.), 2004 [30 vs. Charleston (W.V.), 34 vs. Barton, 29 vs. Glenville St., 36 vs. South Dakota St., 37 vs. Merrimack, 29 vs. Drury].

THREE-POINT FIELD GOALS, GAME

18—Oakland (83) vs. Southern Ind. (84), 1996.

THREE-POINT FIELD GOALS, SERIES

43—Central Ark., 2005 (12 vs. Rollins, 11 vs. Fort Valley St., 6 vs. Henderson St., 11 vs. Shaw, 3 vs. Washburn).

HIGHEST THREE-POINT FIELD-GOAL**PERCENTAGE, GAME (Minimum Five Made)**

77.8%—St. Anselm (82) vs. Mass.-Lowell (65), 1991 (7-9); Seattle Pacific (91) vs. UC Davis (82), 1998 (7-9); Francis Marion (85) vs. Wingate (72), 1999 (7-9); Western Wash. (71) vs. Sonoma St. (60), 2002 (7-9).

HIGHEST THREE-POINT FIELD-GOAL**PERCENTAGE, SERIES (Minimum 10 Made)**

58.3%—Bentley, 1992 (14-24).

FREE THROWS MADE, GAME

40—North Dakota St. (98) vs. Minn. Duluth (61), 1995.

FREE THROWS MADE, SERIES

138—Southeastern Okla., 2002 [17 vs. Washburn, 21 vs. Mo. Western St., 22 vs. St. Mary's (Tex.), 31 vs. West Fla., 24 vs. South Dakota St., 23 vs. Cal Poly Pomona].

REBOUNDS, GAME

72—North Dakota St. (89) vs. Cal St. San B'dino (56), 1994.

REBOUNDS, SERIES

298—North Dakota St., 1994 [56 vs. Augustana (S.D.), 54 vs. South Dakota St., 52 vs. Mo. Western St., 64 vs. North Ala., 72 vs. Cal St. San B'dino].

PERSONAL FOULS, GAME

36—Tuskegee (83) vs. UCF (68), 1983.

Division II All-Tournament Teams

(First player listed on each team was the outstanding player of the championship)

1982—Jackie White, Cal Poly Pomona
Annette Chester, Tuskegee
Carol Welch, Cal Poly Pomona
Brenda McLean, Oakland
Becky Lovett, Mt. St. Mary's

1983—Paris McWhirter, Virginia Union
Barvenia Wooten, Virginia Union
Jackie White, Cal Poly Pomona
Lisa Ulmer, Cal Poly Pomona
Carla Eades, Central Mo. St.

1984—Carla Eades, Central Mo. St.
Veta Williams, Virginia Union
Janice Washington, Valdosta St.
Rosie Jones, Central Mo. St.
Donna Burks, Dayton

1985—Vickie Mitchell, Cal Poly Pomona
Kelley Fraser, Cal Poly Pomona
Sheri Jennum, Cal Poly Pomona
Rosie Jones, Central Mo. St.
Anita Meadows, Mercer

1986—Debra Larsen, Cal Poly Pomona
Michelle McCoy, Cal Poly Pomona
Vickie Mitchell, Cal Poly Pomona
Janice Woods, North Dakota St.
Pat Smykowski, North Dakota St.
Vincene Morris, Philadelphia U.

1987—Joy Jeter, New Haven
Niki Bracken, Cal Poly Pomona
Michelle McCoy, Cal Poly Pomona
Charlene Taylor, New Haven
Jill Halapin, Pitt.-Johnstown

1988—Jackie Dolberry, Hampton
Venice Frazer, Hampton
Karen Drewry, Hampton
Teresa Tinner, West Tex. A&M
Kristi Kremer, North Dakota St.

1989—Pam Lockett, Delta St.
Jo Lynn Davis, Delta St.
Niki Bracken, Cal Poly Pomona
Lori Bender, Bentley
Tammy Wilson, Central Mo. St.

1990—Crystal Hardy, Delta St.
Pam Lockett, Delta St.
Tracie Seymour, Bentley
Niki Bracken, Cal Poly Pomona
Debbie Delie, Oakland

1991—Nadine Schmidt, North Dakota St.
Jill DeVries, North Dakota St.
Jerri Wiley, Southeast Mo. St.
Sarit Wesley, Southeast Mo. St.
Kim Penwell, Bentley

1992—Leslie McKiernon, Delta St.
LaTanya Patty, Delta St.
Nadine Schmidt, North Dakota St.
Sherri Stemple, Portland St.
Jody Buck, North Dakota St.
Tracie Seymour, Bentley

1993—Nadine Schmidt, North Dakota St.
Jody Buck, North Dakota St.
Jackie Parsley, North Dakota St.
LaTanya Patty, Delta St.
Jenny Postlewaite, Michigan Tech

1994—Darci Steere, North Dakota St.
Cheryll Few, Cal St. San B'dino
Kasey Morlock, North Dakota St.
Jenni Rademacher, North Dakota St.
Kim Young, Cal St. San B'dino

1995—Kasey Morlock, North Dakota St.
Amy Towne, Mo. Western St.
Michelle Doonan, Stonehill
Kim Manifesto, Portland St.
Lori Roufs, North Dakota St.
Kristi Smith, Portland St.

1996—Kasey Morlock, North Dakota St.
Lori Roufs, North Dakota St.
Jenni Rademacher, North Dakota St.
Jennifer Clarkson, Abilene Christian
Caroline Omamo, Abilene Christian

1997—Jaime Pudenz, North Dakota
Jenny Crouse, North Dakota
Kelli Britz, North Dakota
LeeAnn Freeland, North Dakota
Eileen Weber, Southern Ind.
Jennifer Gross, UC Davis

1998—Jenny Crouse, North Dakota
Mandy Arndtson, North Dakota
Jaime Pudenz, North Dakota
Jurgita Kausaite, Emporia St.
Aneta Kausaite, Emporia St.
Jennifer Barbson, Francis Marion

1999—Jenny Crouse, North Dakota
Katie Richards, North Dakota
Jamie Pudenz, North Dakota
KHELLI Mullen, Arkansas Tech
Jurgita Kausaite, Emporia St.

2000—Michelle Cottrell, Northern Ky.
Michele Tuchfarber, Northern Ky.
Jayne Boeddeker, North Dakota St.
Jayne Even, North Dakota St.
Caroline Boclair, Delta St.
Celeste Hill, Western Wash.

2001—Aprile Powell, Cal Poly Pomona
LaTasha Burnett, Cal Poly Pomona
Jenny Boll, North Dakota
Mandy Arndtson, North Dakota
Jessie Gordon, Shippensburg

2002—Lauri McIntosh, Cal Poly Pomona
Aprile Powell, Cal Poly Pomona
Brandi Robinson, Southeastern Okla.
Amanda Mortlette, Glenville St.
Tracy Wyatt, Glenville St.

2003—Melissa Pater, South Dakota St.
Heather Sieler, South Dakota St.
Sharell Snardon, Northern Ky.
Carone Harris, Central Ark.
Keri Flynn, Bentley

2004—Megan Storck, California (Pa.)
Sara McKinney, California (Pa.)
Jill Curry, Drury
Amanda Newton, Drury
Kara Rutledge, Drury

2005—Carla Sintra, Washburn
Lora Westling, Washburn
Juwanna Rivers, Washburn
Amy Taylor, Seattle Pacific
Carone Harris, Central Ark.

2006—Julia Braseth, Grand Valley St.
Niki Reams, Grand Valley St.
Krystal Pressley, American Int'l
Sharmion Selman, American Int'l
Michelle Stueve, Emporia St.

Division III Championship

2006 Results

FIRST ROUND

Mary Washington 79, TCNJ 41
 Muhlenberg 57, Wesleyan (Conn.) 50
 Bowdoin 73, Colby-Sawyer 54
 Brandeis 63, Salem St. 59
 Southern Me. 81, Maine Maritime 41
 Norwich 76, Me.-Farmington 63
 Baruch 66, Mt. St. Mary (N.Y.) 64
 Bridgewater (Va.) 71, Bates 69 (ot)
 Randolph-Macon 83; Hood 57
 Greensboro 93, Moravian 80
 Simpson 73, St. Benedict 70
 Wis.-Stout 61, Concordia-M'head 37
 Pacific Lutheran 72, Chapman 54
 Puget Sound 74, Cal Lutheran 62
 Hardin-Simmons 64, McMurry 53
 Howard Payne 71, Trinity (Tex.) 59
 Baldwin-Wallace 73, Oswego St. 69
 William Smith 69, St. John Fisher 62
 Messiah 70, Springfield 56
 Williams 63, New York U. 56
 Scranton 78, Marymount (Va.) 55
 Gwynedd-Mercy 72, Richard Stockton 68
 Rochester 83, Cortland St. 65

Medaille 73, Wash. & Jeff. 55
 Maryville (Tenn.) 93, Oglethorpe 61
 Wheaton (Ill.) 66, Rockford 50
 Maryville (Mo.) 48, Lakeland 41
 Wash.-St. Louis 70, Manchester 54
 Carroll (Wis.) 64, Calvin 57
 Hope 72, Denison 51
 Capital 61, Franklin 54

SECOND ROUND

Mary Washington 76, Muhlenberg 48
 Bowdoin 63, Brandeis 59
 Southern Me. 72, Norwich 42
 Bridgewater (Va.) 72, Baruch 49
 Randolph-Macon 79, Greensboro 61
 Wis.-Stout 78, Simpson 68
 Pacific Lutheran 62, Puget Sound 50
 Hardin-Simmons 73, Howard Payne 64
 Baldwin-Wallace 71, William Smith 65
 Williams 71, Messiah 67
 Scranton 80, Gwynedd-Mercy 72
 Rochester 57, Medaille 54
 DePauw 86, Maryville (Tenn.) 58
 Wheaton (Ill.) 75, Maryville (Mo.) 48
 Wash.-St. Louis 78, Carroll (Wis.) 66
 Hope 75, Capital 56

SECTIONAL SEMIFINALS

Bowdoin 62, Mary Washington 54
 Southern Me. 68, Bridgewater (Va.) 55
 Randolph-Macon 80, Wis.-Stout 71
 Hardin-Simmons 76, Pacific Lutheran 72
 Baldwin-Wallace 71, Williams 65
 Scranton 66, Rochester 58
 DePauw 69, Wheaton (Ill.) 60
 Hope 92, Wash.-St. Louis 89

SECTIONAL FINALS

Southern Me. 56, Bowdoin 53
 Hardin-Simmons 72, Randolph-Macon 56
 Scranton 50, Baldwin-Wallace 41
 Hope 76, DePauw 60

SEMIFINALS

Southern Me. 74, Hardin-Simmons 65
 Hope 59, Scranton 56

THIRD PLACE

Scranton 57, Hardin-Simmons 47

CHAMPIONSHIP

Hope 69, Southern Me. 56



Photo by Stephen Nowland/NCAA Photos

Hope's Linda Ebels (33) and Ashley Marble (23) of Southern Maine jump for the tip-off during the Division III Women's Basketball Championship held at the Blake Arena in Springfield, Massachusetts. Hope defeated Southern Maine 69 to 56 to win the national title.

Women's Division III Championship Box Scores

SEMIFINALS

MARCH 17 AT SPRINGFIELD, MASSACHUSETTS

Southern Me. 74, Hardin-Simmons 65

Hardin-Simmons

No.	Player	Total FG		3-PT.		FT		REBOUNDS			PF	TP	A	TO	BLK	S	MIN
		FG	FGA	FG	FGA	FT	FTA	OF	DE	TOT							
33	Shelby Hodges	2	5	0	0	2	2	0	1	1	4	6	3	2	0	1	24
34	Sonya West	4	13	0	0	5	6	3	8	11	3	13	1	3	1	1	31
42	Melissa Henley	5	12	0	1	1	2	3	2	5	4	11	2	2	1	0	26
22	Rachel Cisneroz	3	8	3	6	1	2	0	0	0	1	10	5	4	0	2	40
32	Lyssa Dennard	3	13	0	4	2	2	2	7	9	3	8	1	1	1	3	35
5	Lindsay Thompson	4	6	2	2	0	0	0	0	0	1	10	0	0	0	1	16
11	Laci Walker	1	2	0	1	1	3	0	0	0	2	3	0	0	1	0	7
35	Rachael Singletary	1	2	1	2	0	0	0	2	2	0	3	1	1	0	0	14
40	Jamie Jones	0	3	0	1	1	2	1	0	1	1	1	0	0	0	1	7
TM	TEAM	0	0	0	0	0	1	3	4	0	0	0	0	0	0	0	0
Totals		23	64	6	17	13	19	10	23	33	19	65	13	13	4	9	200

Total Field-Goal Percentage: .359
 3-Point Field-Goal Percentage: .353
 Free-Throw Percentage: .684

DEADBALL REBOUNDS: 4

Southern Me.

No.	Player	Total FG		3-PT.		FT		REBOUNDS			PF	TP	A	TO	BLK	S	MIN
		FG	FGA	FG	FGA	FT	FTA	OF	DE	TOT							
23	Ashley Marble	8	14	1	3	5	6	6	11	17	2	22	0	1	1	2	34
33	Megan Myles	8	15	2	4	5	6	3	7	10	4	23	2	2	0	2	27
11	Donna Cowing	2	6	1	4	0	0	2	0	2	2	5	2	3	0	0	29
20	Katie Sibley	4	11	0	2	5	5	0	4	4	1	13	4	3	0	0	32
30	Katie Frost	1	5	0	3	0	2	0	2	2	1	2	5	6	0	0	36
10	Lindsey Welch	0	1	0	0	0	0	1	0	1	0	0	0	2	0	0	5
25	Trish Sylvain	0	2	0	1	0	0	0	2	2	1	0	1	2	0	0	8
34	Shannon Kynoch	4	5	1	2	0	0	1	5	6	2	9	1	0	0	1	19
35	Angela Santa Fe	0	3	0	2	0	0	1	0	1	1	0	2	0	0	0	10
TM	TEAM	0	0	0	0	0	1	2	3	0	0	0	0	0	0	0	0
Totals		27	62	5	21	15	19	15	33	48	14	74	17	19	1	5	200

Total Field-Goal Percentage: .435
 3-Point Field-Goal Percentage: .238
 Free-Throw Percentage: .789

DEADBALL REBOUNDS: 1

Officials: Debbie Archambault; Peter Capone; Richard Wright.
 Technical fouls: Hardin-Simmons-None. Southern Me.-None.

Score by Periods	1	2	Total
Hardin-Simmons	23	42	65
Southern Me.	32	42	74

Hope 59, Scranton 56
Hope

No.	Player	Total FG		3-PT.		REBOUNDS			PF	TP	A	TO	BLK	S	MIN		
		FG	FGA	FG	FGA	OF	DE	TOT									
24	Stacy Warsen	3	5	0	0	2	3	3	1	4	0	8	0	4	0	2	22
33	Linda Ebels	1	7	0	0	0	2	0	5	5	3	2	0	2	0	3	21
12	Bria Ebels	6	10	3	5	0	1	2	0	2	3	15	2	2	0	5	35
14	Julie Henderson	3	7	1	3	0	0	0	1	1	1	7	5	5	0	1	32
22	Jordyn Boles	1	7	1	7	0	0	0	0	0	2	3	2	2	0	0	25
4	Megan Noll	2	5	0	2	1	2	1	3	4	1	5	2	1	0	3	15
5	Kaitlyn Kopke	0	0	0	0	0	0	0	0	0	2	0	1	1	0	0	8
31	Sarah Jurik	2	3	2	2	1	2	0	0	0	1	7	1	1	0	0	7
40	Ellen Wood	2	7	0	0	2	2	2	4	6	2	6	0	3	0	0	16
41	Lindsay Lange	2	3	0	0	2	2	1	6	7	0	6	0	2	0	0	19
TM	TEAM	0	0	0	0	0	0	2	4	6	0	0	0	0	0	0	0
	Totals	22	54	7	19	8	14	11	24	35	15	59	13	23	0	14	200

Total Field-Goal Percentage: .407
 3-Point Field-Goal Percentage: .368
 Free-Throw Percentage: .571
 DEADBALL REBOUNDS: 1

Scranton

No.	Player	Total FG		3-PT.		REBOUNDS			PF	TP	A	TO	BLK	S	MIN		
		FG	FGA	FG	FGA	OF	DE	TOT									
24	Michelle Fabio	0	2	0	0	0	0	2	2	4	2	0	2	1	0	1	18
33	Tiffany Williams	2	3	0	0	0	2	4	9	13	1	4	1	1	3	1	25
12	Taryn Melody	6	12	4	9	2	2	0	3	3	2	18	0	5	0	1	27
25	Erin Healy	1	2	0	0	0	0	1	0	1	1	2	3	3	0	3	24
30	Allison Matt	4	16	2	6	2	5	1	2	3	2	12	2	6	0	1	28
13	Kelly Lewandowski	0	1	0	0	0	0	0	4	4	3	0	3	2	0	4	24
20	Stephanie Remington	1	1	0	0	0	0	0	0	0	1	2	0	0	0	0	9
22	Casey Thran	2	5	0	0	1	2	0	1	1	1	5	1	3	0	3	13
23	Kathleen Daly	2	4	0	0	0	1	0	1	1	2	4	0	0	0	0	13
32	Julie Brophy	3	4	2	3	1	2	1	3	4	2	9	0	4	0	0	19
TM	TEAM	0	0	0	0	0	0	0	1	1	0	0	1	0	0	0	0
	Totals	21	50	8	18	6	14	9	26	35	17	56	12	26	3	14	200

Total Field-Goal Percentage: .420
 3-Point Field-Goal Percentage: .444
 Free-Throw Percentage: .429
 Attendance: 1,922
 Officials: Corey Gile; Dave Gustafson; Mary Parker.
 Technical fouls: Hope-None. Scranton-None.

Score by Periods

	1	2	Total
Randolph-Macon	36	34	70
Scranton	33	32	65

THIRD PLACE
MARCH 18 AT SPRINGFIELD, MASSACHUSETTS

Scranton 57, Hardin-Simmons 47
Hardin-Simmons

No.	Player	Total FG		3-PT.		REBOUNDS			PF	TP	A	TO	BLK	S	MIN		
		FG	FGA	FG	FGA	OF	DE	TOT									
33	Shelby Hodges	1	4	0	1	3	5	1	5	6	2	5	0	3	0	1	27
34	Sonya West	3	7	0	0	3	6	3	8	11	3	9	0	2	1	3	30
42	Melissa Henley	4	8	0	0	3	4	2	3	5	4	11	0	3	0	0	29
22	Rachel Cisneroz	0	5	0	4	0	0	0	5	5	4	0	5	6	0	1	34
32	Lyssa Dennard	6	19	1	5	1	2	6	4	10	2	14	1	0	0	1	32
5	Lindsay Thompson	0	2	0	1	0	0	0	1	1	0	0	0	2	0	0	4
11	Laci Walker	2	5	0	1	0	0	1	1	2	1	4	1	1	0	1	15
14	Molly Brawner	0	1	0	1	0	0	0	0	0	0	0	0	1	0	0	1
30	Shanika Conaway	0	0	0	0	0	0	0	0	0	0	0	0	0	0	1	6
35	Rachael Singletary	2	5	0	1	0	0	1	1	2	1	4	0	1	0	1	12
40	Jamie Jones	0	2	0	0	0	0	1	1	2	1	0	0	2	0	0	10
TM	TEAM	0	0	0	0	0	0	3	0	3	0	0	0	1	0	0	0
	Totals	18	58	1	14	10	17	18	29	47	18	47	7	22	1	9	200

Total Field-Goal Percentage: .310
 3-Point Field-Goal Percentage: .071
 Free-Throw Percentage: .588
 DEADBALL REBOUNDS: 3

Scranton

No.	Player	Total FG		3-PT.		REBOUNDS			PF	TP	A	TO	BLK	S	MIN		
		FG	FGA	FG	FGA	OF	DE	TOT									
24	Michelle Fabio	0	4	0	0	0	0	3	2	5	1	0	1	2	0	1	14
33	Tiffany Williams	2	6	0	0	0	0	4	7	11	2	4	1	0	4	1	30
12	Taryn Melody	8	19	1	9	4	4	0	4	4	4	21	0	3	0	1	28
25	Erin Healy	2	2	0	0	0	0	0	4	4	1	4	5	2	0	2	27
30	Allison Matt	4	17	2	7	2	3	2	1	3	3	12	1	3	0	2	29
13	Kelly Lewandowski	0	1	0	0	0	0	0	0	0	2	0	2	3	0	0	22
20	Stephanie Remington	1	2	1	1	0	0	2	1	3	0	3	2	0	0	2	11
22	Casey Thran	0	3	0	0	0	0	2	0	2	0	0	2	0	0	1	12
23	Kathleen Daly	4	5	0	0	0	0	1	1	2	2	8	1	0	0	0	10
32	Julie Brophy	2	7	1	4	0	0	0	1	1	0	5	0	2	0	0	13
42	Molly Klusek	0	0	0	0	0	0	1	0	1	0	0	0	0	0	0	0
55	Tammy Waiters	0	1	0	0	0	0	1	3	4	0	0	1	1	0	0	4
TM	TEAM	0	0	0	0	0	0	2	2	0	0	0	0	0	0	0	0
	Totals	23	67	5	21	6	7	16	26	42	15	57	16	16	4	10	200

Total Field-Goal Percentage: .343 DEADBALL REBOUNDS: 0
 3-Point Field-Goal Percentage: .238
 Free-Throw Percentage: .857
 Officials: Jan Herke; Ben Franson; DJ Millay.
 Technical fouls: Hardin-Simmons-None. Scranton-None.

Score by Periods	1	2	Total
Hardin-Simmons	17	30	47
Scranton	33	24	57

CHAMPIONSHIP
MARCH 18 AT SPRINGFIELD, MASSACHUSETTS
Hope 69, Southern Me. 56
Southern Me.

No.	Player	Total FG		3-PT.		REBOUNDS			PF	TP	A	TO	BLK	S	MIN		
		FG	FGA	FG	FGA	OF	DE	TOT									
23	Ashley Marble	4	10	0	1	0	3	4	11	15	5	8	1	3	0	2	33
33	Megan Myles	8	24	1	5	6	10	3	6	9	4	23	0	3	0	1	38
11	Donna Cowing	0	1	0	1	1	2	2	2	4	3	1	2	2	0	0	27
20	Katie Sibley	4	10	0	1	1	1	0	0	0	2	9	2	4	1	2	37
30	Katie Frost	4	12	2	8	3	5	1	0	1	0	13	5	2	0	1	37
10	Lindsey Welch	0	0	0	0	0	0	0	0	0	0	0	0	0	0	0	3
12	Dianna Thibaudeau	0	0	0	0	2	2	0	0	0	1	2	0	0	0	0	1
15	Dawn Ross	0	0	0	0	0	0	0	0	0	0	0	0	0	0	0	0
25	Trish Sylvain	0	0	0	0	0	0	0	0	0	0	0	0	1	0	0	3
34	Shannon Kynoch	0	3	0	0	0	0	1	3	4	4	0	0	0	1	0	20
35	Angela Santa Fe	0	0	0	0	0	0	0	0	0	0	0	0	0	0	0	1
42	Lisa Welch	0	0	0	0	0	0	0	0	0	0	0	0	0	0	0	0
45	Lauren Samuelson	0	0	0	0	0	0	0	0	0	0	0	0	0	0	0	0
TM	TEAM	0	0	0	0	0	0	1	4	5	0	0	0	0	0	0	0
	Totals	20	60	3	16	13	23	12	26	38	19	56	10	15	2	6	200

Total Field-Goal Percentage: .333 DEADBALL REBOUNDS: 6
 3-Point Field-Goal Percentage: .188
 Free-Throw Percentage: .565

Hope

No.	Player	Total FG		3-PT.		REBOUNDS			PF	TP	A	TO	BLK	S	MIN		
		FG	FGA	FG	FGA	OF	DE	TOT									
24	Stacy Warsen	1	2	0	0	0	0	2	2	4	2	2	0	1	0	0	22
33	Linda Ebels	3	8	0	0	2	6	2	5	7	4	8	1	0	0	1	22
12	Bria Ebels	5	12	2	6	6	6	3	3	6	2	18	4	4	0	4	36
14	Julie Henderson	6	13	0	4	0	0	2	5	7	4	12	1	3	1	3	29
22	Jordyn Boles	0	5	0	3	3	4	1	6	7	3	3	2	3	0	0	23
4	Megan Noll	0	4	0	2	0	0	0	0	0	1	0	1	1	0	0	18
5	Kaitlyn Kopke	0	0	0	0	0	0	0	0	0	0	0	0	1	0	0	2
31	Sarah Jurik	3	8	1	5	4	4	2	3	5	2	11	1	2	0	1	14
32	Joanne Stewart	0	0	0	0	0	0	0	0	0	0	0	0	0	0	0	0
34	Courtney Knox	0	0	0	0	0	0	0	0	0	0	0	0	0	0	0	0
35	Jennie IntVeld	0	0	0	0	0	0	0	0	0	0	0	0	0	0	0	0
40	Ellen Wood	3	9	0	0	0	4	4	5	9	3	6	0	1	1	0	15
41	Lindsay Lange	4	5	0	0	1	1	3	2	5	1	9	0	0	3	0	19
44	Brieann Bryant	0	0	0	0	0	0	0	0	0	1	0	0	0	0	0	0
45	Kate Reincke	0	0	0	0	0	0	0	0	0	0	0	0	0	0	0	0
TM	TEAM	0	0	0	0	0	0	1	1	2	0	0	0	0	0	0	0
	Totals	25	66	3	20	16	25	20	32	52	23	69	10	16	5	9	200

Total Field-Goal Percentage: .379 DEADBALL REBOUNDS: 4
 3-Point Field-Goal Percentage: .150
 Free-Throw Percentage: .640

Attendance: 2,018
 Officials: Scott Casino; Karen Preato; Ellen Jessup.
 Technical fouls: Southern Me.-None. Hope-None.

Score by Periods	1	2	Total
Southern Me.	30	26	56
Hope	33	36	69

Championship Year-by-Year Results

Season	Champion	Coach	Score	Runner-Up	Site
1982	Elizabethtown	Yvonne Kauffman	67-66 (ot)	UNC Greensboro	Elizabethtown, Pa.
1983	North Central (Ill.)	Wayne Morgan	83-71	Elizabethtown	Worcester, Mass.
1984	Rust	A.J. Stovall	51-49	Elizabethtown	Scranton, Pa.
1985	Scranton	Mike Strong	68-59	New Rochelle	DePere, Wis.
1986	Salem St.	Tim Shea	89-85	Bishop	Salem, Mass.
1987	Wis.-Stevens Point	Linda Wunder	81-74	Concordia-M'head	Scranton, Pa.
1988	Concordia-M'head	Duane Siverson	65-57	St. John Fisher	Moorhead, Minn.
1989	Elizabethtown	Yvonne Kauffman	66-65	Cal St. Stanislaus	Darville, Ky.
1990	Hope	Sue Wise	65-63	St. John Fisher	Holland, Mich.
1991	St. Thomas (Minn.)	Ted Rivero	73-55	Muskingum	St. Paul, Minn.
1992	Alma	Charlie Goffnet	79-75	Moravian	Bethlehem, Pa.
1993	Central (Iowa)	Gary Boeyink	71-63	Capital	Pella, Iowa
1994	Capital	Dixie Jeffers	82-63	Washington-St. Louis	Eau Claire, Wis.
1995	Capital	Dixie Jeffers	59-55	Wis.-Oshkosh	Columbus, Ohio
1996	Wis.-Oshkosh	Kathi Bennett	66-50	Mount Union	Oshkosh, Wis.
1997	New York U.	Janice Quinn	72-70	Wis.-Eau Claire	New York City
1998	Washington-St. Louis	Nancy Fahey	77-69	Southern Me.	Gorham, Maine
1999	Washington-St. Louis	Nancy Fahey	74-65	St. Benedict	Danbury, Conn.
2000	Washington-St. Louis	Nancy Fahey	79-33	Southern Me.	Danbury, Conn.
2001	Washington-St. Louis	Nancy Fahey	67-45	Messiah	Danbury, Conn.
2002	Wis.-Stevens Point	Shirley Egner	67-65	St. Lawrence	Terre Haute, Ind.
2003	Trinity (Tex.)	Becky Geyer	60-58	Eastern Conn. St.	Terre Haute, Ind.
2004	Wilmington (Ohio)	Jerry Scheve	59-53	Bowdoin	Norfolk, Va.
2005	Millikin	Lori Kerans	70-50	Randolph-Macon	Norfolk, Va.
2006	Hope	Brian Morehouse	69-56	Southern Me.	Springfield, Mass.



Photo by Stephen Nowland/NCAA Photos

Hope College head coach Brian Morehouse celebrates with his team after winning the Division III national championship.

MOST OUTSTANDING PLAYER AWARDS

(Not presented from 1985 through 1996 or in 1999)

1982—Bev Hall, Elizabethtown; 1983—Page Lutz, Elizabethtown; 1984—Page Lutz, Elizabethtown; 1997—Marsha Harris, New York U.; 1998—Amy Schweizer, Washington-St. Louis; 2000—Alia Fischer, Washington-St. Louis; 2001—Tasha Rodgers, Washington-St. Louis; 2002—Cary Boehning, Wis.-Stevens Point; Allison Wooley, Trinity (Tex.); 2003—Allison Wooley, Trinity (Tex.); 2004—Tara Rausch, Wilmington (Ohio); 2005—Joanna Conner, Millikin; 2006—Bria Ebels, Hope.

Individual Records

(Three-game minimum for series percentages and records)

POINTS, GAME

50—Crystal Coleman, Bishop (90) vs. Concordia-M'head (86), 1986.

POINTS, SERIES

162—Crystal Coleman, Bishop, 1986 (26 vs. Pomona-Pitzer, 50 vs. Concordia-M'head, 28 vs. William Penn, 39 vs. Capital, 19 vs. Salem St.).

FIELD GOALS, GAME

20—Crystal Coleman, Bishop (90) vs. Concordia-M'head (86), 1986.

FIELD GOALS, SERIES

68—Crystal Coleman, Bishop, 1986 (12 vs. Pomona-Pitzer, 20 vs. Concordia-M'head, 10 vs. William Penn, 18 vs. Capital, 8 vs. Salem St.).

HIGHEST FIELD-GOAL PERCENTAGE, GAME (Minimum 10 Made)

93.3%—Cynthia Allen, Chris. Newport (96) vs. Marymount (Va.) (115), 1993 (14-15).

THREE-POINT FIELD GOALS, GAME

9—Jessie Graham, Rochester (57) vs. Medaille (54), 2006.

THREE-POINT FIELD GOALS, SERIES

22—Stacy Leeds, Washington-St. Louis, 1994 [3 vs. Aurora, 5 vs. Maryville (Tenn.), 4 vs. Millikin, 6 vs. Wis.-Eau Claire, 4 vs. Capital].

HIGHEST THREE-POINT FIELD-GOAL PERCENTAGE, GAME (Minimum Five Made)

100%—Laura Breneman, Williams (80) vs. Salem St. (66), 1997 (5-5); Joanie Hammer, Ripon (69) vs. Wheaton (Ill.) (51), 2004 (5-5).

HIGHEST THREE-POINT FIELD-GOAL PERCENTAGE, SERIES (Minimum 10 Made)

56.5%—Anne Gooley, Scranton, 1993 (13-23); Shannon Carlin, Marymount (Va.), 1996 (13-23).

FREE THROWS MADE, GAME

20—Meredith Eisenhut, St. Lawrence (64) vs. Bowdoin (51), 2002.

FREE THROWS MADE, SERIES

59—Susan Heidt, St. John Fisher, 1990 (11 vs. Buffalo St., 13 vs. Hartwick, 11 vs. Scranton, 15 vs. Heidelberg, 9 vs. Hope).

REBOUNDS, GAME

23—Amy Spielbauer, St. Norbert (78) vs. Simpson (81), 1983; Shelley Parks, Scranton (85) vs. Salem St. (59), 1985.

REBOUNDS, SERIES

81—Sonya West, Hardin-Simmons, 2006 [16 vs. McMurry, 16 vs. Howard Payne, 18 vs. Randolph-Macon, 9 vs. Pacific Lutheran, 11 vs. Southern Me., 11 vs. Scranton].

Team Records

(Three-game minimum for series percentages and records)

POINTS, GAME

115—Marymount (Va.) vs. Chris. Newport (96), 1993.

POINTS, SERIES

456—New York U., 1997 (66 vs. Nazareth, 75 vs. St. John Fisher, 84 vs. Wm. Paterson, 75 vs. William Smith, 84 vs. Scranton, 72 vs. Wis.-Eau Claire).

FIELD GOALS, GAME

44—Pitt.-Johnstown (101) vs. North Central (Ill.) (105), 1984; Rowan (95) vs. Mary Washington (60), 1998; Maryville (Tenn.) (101) vs. Mary Baldwin (51), 2004.

FIELD GOALS, SERIES

173—Bishop, 1986 (36 vs. Pomona-Pitzer, 37 vs. Concordia-M'head, 31 vs. William Penn, 35 vs. Capital, 34 vs. Salem St.).

THREE-POINT FIELD GOALS, GAME

14—Hardin-Simmons (91) vs. East. Mennonite (64), 2004; Bridgewater (Va.) (71) vs. Bates (69) (ot), 2006.

THREE-POINT FIELD GOALS, SERIES

39—New York U., 1997 (6 vs. Nazareth, 8 vs. St. John Fisher, 9 vs. Wm. Paterson, 2 vs. William Smith, 9 vs. Scranton, 5 vs. Wis.-Eau Claire).

HIGHEST THREE-POINT FIELD-GOAL PERCENTAGE, GAME (Minimum Seven Made)
88.9%—Southern Me. (77) vs. Clark (Mass.) (61), 2000 (8-9).

HIGHEST THREE-POINT FIELD-GOAL PERCENTAGE, SERIES (Minimum 15 Made)
58.5%—Scranton, 1993 (24-41).

FREE THROWS, GAME

38—Hardin-Simmons (101) vs. Roanoke (76), 2000.

FREE THROWS, SERIES

136—Capital, 1995 [14 vs. Wash. & Jeff., 14 vs. Waynesburg, 31 vs. Johns Hopkins, 30 vs. Wm. Paterson, 30 vs. St. Thomas (Minn.), 17 vs. Wis.-Oshkosh].

HIGHEST FREE-THROW PERCENTAGE, GAME (Minimum 30 Made)

96.9%—St. Benedict (83) vs. St. Thomas (Minn.) (78), 1994 (31-32).

REBOUNDS, GAME

69—North Central (Ill.) (85) vs. Gettysburg (74), 1984.

REBOUNDS, SERIES

289—Wilmington (Ohio), 2004 (52 vs. Franklin, 43 vs. Albion, 55 vs. Thomas More, 48 vs. Puget Sound, 40 vs. Rochester, 51 vs. Bowdoin).

PERSONAL FOULS, GAME

36—Salem St. (69) vs. Wis.-Oshkosh (82), 1995.

Division III All-Tournament Teams

(First player listed on each team was the outstanding player of the championship. The award was not presented from 1985 through 1996 or in 1999.)

- 1982**—Bev Hall, Elizabethtown
Page Lutz, Elizabethtown
Carol Peschel, UNC Greensboro
Carol Ferrin, Pomona-Pitzer
Sherry Sydney, UNC Greensboro
- 1983**—Page Lutz, Elizabethtown
Kim Wallner, North Central (Ill.)
Brenda Sanders, North Central (Ill.)
Judy Hodge, Clark (Mass.)
Jackie Moore, Knoxville
- 1984**—Page Lutz, Elizabethtown
Shelley Parks, Elizabethtown
Brenda Christian, Rust
Evelyn Oquendo, Salem St.
Cheryl Juris, North Central (Ill.)
- 1985**—Dawn Cillo, New Rochelle
Lori Kerans, Millikin
Deanna Kyle, Scranton
Shelley Parks, Scranton
Amy Proctor, St. Norbert
- 1986**—Evelyn Oquendo, Salem St.
Beth Kapnis, Salem St.
Crystal Coleman, Bishop
Batavia Evans, Bishop
Mary Fuhr, Capital
- 1987**—Jessica Beachy, Concordia-M'head
Una Espenkötter, Scranton
Wendy Norris, Kean
Donna Pivonka, Wis.-Stevens Point
Karla Miller, Wis.-Stevens Point
- 1988**—Jessica Beachy, Concordia-M'head
Jillayn Quaschnick, Concordia-M'head
Michelle Thykeson, Concordia-M'head
Diana Duff, Southern Me.
Shelly Bayhurst, St. John Fisher
- 1989**—Nancy Keene, Elizabethtown
Kirsten Dumford, Cal St. Stanislaus
- Lisa Minturn, Cal St. Stanislaus
Amy Huestis, Clarkson
Susan Yates, Centre
- 1990**—Dina Disney, Hope
Holly Vandenberg, Hope
Susan Heidt, St. John Fisher
Michelle Skovrinski, St. John Fisher
Dortha Ford, Heidelberg
- 1991**—Tonja Englund, St. Thomas (Minn.)
Laurie Trow, St. Thomas (Minn.)
Michelle Snow, Muskingum
Kate Titus, Muskingum
Bernice Laferriere, Eastern Conn. St.
- 1992**—Lauri LaBeau, Alma
Kathy Beck, Moravian
Pam Porter, Moravian
Trish Harvey, Luther
Wendy Rogers, Eastern Conn. St.
- 1993**—Sandy Buddelmeyer, Capital
Katie Geiger, Scranton
Emilie Hanson, Central (Iowa)
Tina Kampa, St. Benedict
Chris Rogers, Central (Iowa)
- 1994**—Chris Boos, Wis.-Eau Claire
Carmen Ellis, Capital
Sarah Goldman, Washington-St. Louis
Laura Schmelzer, Capital
Christine Whelan, Wheaton (Mass.)
- 1995**—Katie Mang, Capital
Jill Walker, Capital
Natalie DeMichei, Wis.-Oshkosh
Wendy Wangerin, Wis.-Oshkosh
Laura Witte, St. Thomas (Minn.)
- 1996**—Shelley Dietz, Wis.-Oshkosh
Wendy Wangerin, Wis.-Oshkosh
Suzy Venet, Mount Union
Tracy Wilson, Mount Union
Kirsten Vipond, St. Thomas (Minn.)
- 1997**—Marsha Harris, New York U.
Jennifer Krowlikowski, New York U.
Allison Berg, Wis.-Eau Claire
Erika Schmidt, Wis.-Eau Claire
Kristin Long, Capital
- 1998**—Amy Schweizer, Washington-St. Louis
Alia Fischer, Washington-St. Louis
- Joanna Brown, Southern Me.
Julie Plant, Southern Me.
Suzy Venet, Mount Union
- 1999**—Tasha Rodgers, Washington-St. Louis
Alia Fischer, Washington-St. Louis
Molly Mark, St. Benedict
Robyn Ruschmeier, St. Benedict
Dee Jackson, Salem St.
- 2000**—Alia Fischer, Washington-St. Louis
Tasha Rodgers, Washington-St. Louis
Trish Ripton, Southern Me.
Jennifer Ulstad, St. Thomas (Minn.)
Kelly Halpin, Scranton
- 2001**—Tasha Rodgers, Washington-St. Louis
Jennifer Rudis, Washington-St. Louis
Katy Sturtz, Ohio Wesleyan
Amy Hitz, Messiah
Brianne Bognanno, Emmanuel (Mass.)
- 2002**—Carry Boehning, Wis.-Stevens Point
Tara Schmitt, Wis.-Stevens Point
Lindsey Rush, DePauw
Megan Dietrichsen, St. Lawrence
Cara Barbierr, St. Lawrence
- 2003**—Allison Wooley, Trinity (Tex.)
Megan Selmon, Trinity (Tex.)
Allison Coleman, Eastern Conn. St.
Kristi Channing, Wis.-Eau Claire
Kelly Wescott, Rochester
- 2004**—Tara Rausch, Wilmington (Ohio)
Amy Kichner, Wilmington (Ohio)
Erika Smith, Rochester
Kelly Wescott, Rochester
Amanda Nechuta, Wis.-Stevens Point
Lora Trinkle, Bowdoin
- 2005**—Joanna Conner, Millikin
Audrey Minott, Millikin
Lindsay Ippel, Millikin
Megan Silva, Randolph-Macon
Megan Myles, Southern Me.
- 2006**—Bria Ebels, Hope
Julie Henderson, Hope
Ashley Marble, Southern Me.
Megan Myles, Southern Me.
Taryn Mellody, Scranton



Statistical Leaders

2006 Division I Individual Leaders..	152
2006 Division I Game Highs	154
2006 Division I Team Leaders.....	156
2006 Division I Team Game Highs..	159
2006 Division II Individual Leaders .	161
2006 Division II Game Highs.....	164
2006 Division II Team Leaders	166
2006 Division III Individual Leaders ..	169
2006 Division III Game Highs.....	173
2006 Division III Team Leaders	174



2006 Division I Individual Leaders

Points Per Game

Rk	Name, Team	Cl	G	FGM	3FG	FT	PTS	PPG
1.	Seimone Augustus, LSU	Sr.	35	334	18	109	795	22.7
2.	Sophia Young, Baylor	Sr.	33	301	0	134	736	22.3
3.	Jessica Dickson, South Fla.	Jr.	31	243	68	128	682	22.0
4.	Courtney Paris, Oklahoma	Fr.	36	331	0	126	788	21.9
5.	Candice Wiggins, Stanford	So.	34	248	90	154	740	21.8
6.	Cappie Pondexter, Rutgers	Sr.	32	246	62	136	690	21.6
7.	Nefertiti Walker, Stetson	Sr.	27	192	80	117	581	21.5
8.	Chrissy Givens, Middle Tenn.	Jr.	31	246	46	129	667	21.5
9.	Tamara James, Miami (Fla.)	Sr.	30	218	53	156	645	21.5
10.	Tara Boothe, Xavier	Sr.	30	250	23	121	644	21.5
11.	Emily Christian, Tennessee Tech	Sr.	32	259	24	144	686	21.4
12.	Lindsay Shearer, Kent St.	Sr.	30	204	31	184	623	20.8
13.	Crystal Kelly, Western Ky.	So.	34	235	0	217	687	20.2
14.	Kari Koch, Missouri St.	Sr.	32	211	83	141	646	20.2
15.	Tasha Humphrey, Georgia	So.	31	223	30	148	624	20.1
16.	Alysha Clark, Belmont	Fr.	30	208	5	178	599	20.0
17.	Tatiana Conceicao, Southeast Mo. St.	Sr.	31	199	32	171	601	19.4
18.	Kim Smith, Utah	Sr.	34	247	47	114	655	19.3
19.	B.J. Banjo, East Tenn. St.	Sr.	27	158	80	120	516	19.1
20.	Terra Wallace, Texas-Arlington	Jr.	29	176	65	136	553	19.1
21.	LaToya Davis, Texas Tech	Sr.	29	218	0	113	549	18.9
22.	Sherill Baker, Georgia	Sr.	32	242	4	110	598	18.7
23.	Jessica Davenport, Ohio St.	Jr.	32	241	7	109	598	18.7
24.	Kyra Kaylor, William & Mary	So.	28	181	34	126	522	18.6
25.	Kim Butler, Oregon St.	Sr.	31	215	3	143	576	18.6
26.	Crystal Kemp, Kansas	Sr.	30	223	1	110	557	18.6
27.	Angie Janis, Creighton	Sr.	29	213	29	82	537	18.5
28.	Andrea Lightfoot, Idaho St.	Jr.	30	187	62	118	554	18.5
29.	Cyndi Valentin, Indiana	Sr.	33	207	48	147	609	18.5
30.	Nicole Soulis, Wis.-Green Bay	Jr.	30	223	24	83	553	18.4
31.	Ivory Latta, North Carolina	Jr.	35	211	85	138	645	18.4
32.	Rasaan Powell, Alcorn St.	Jr.	26	175	0	129	479	18.4
33.	Melanie Boeglin, Indiana St.	Sr.	33	207	20	166	600	18.2
34.	Yolanda Jones, La.-Lafayette	Jr.	28	196	12	104	508	18.1
35.	Noelle Quinn, UCLA	Jr.	32	228	25	99	580	18.1
36.	Michelle Cozad, Santa Clara	Sr.	31	179	72	131	561	18.1
37.	Ambrosia Anderson, Brigham Young	Sr.	32	220	64	69	573	17.9
38.	Jillian Robbins, Tulsa	Jr.	32	212	2	147	573	17.9
39.	Amanda Pape, Sacred Heart	Jr.	31	188	6	173	555	17.9
40.	Natalie Doma, Idaho St.	So.	30	196	15	130	537	17.9
41.	Rolanda Monroe, Southern U.	Sr.	30	171	58	136	536	17.9
42.	Lisa Willis, UCLA	Sr.	32	216	70	68	570	17.8
43.	Gabriella Guegbelet, Central Conn. St.	Jr.	29	192	1	131	516	17.8
44.	Khara Smith, DePaul	Sr.	34	237	4	126	604	17.8
45.	Tye Jackson, Houston	So.	22	136	40	78	390	17.7
46.	Casey Rost, Western Mich.	Sr.	28	168	75	84	495	17.7
47.	Arminie Price, Mississippi	Jr.	31	191	5	161	548	17.7
48.	Eshaya Murphy, Southern California	Jr.	31	202	69	73	546	17.6
49.	Amber Jackson, San Jose St.	So.	27	191	0	93	475	17.6
50.	Leilani Mitchell, Idaho	Jr.	29	162	63	123	510	17.6

Field-Goal Percentage

Minimum 5.0 FG Made Per Game

Rk	Name, Team	Cl	G	FGM	FGA	FG%
1.	Crystal Langhorne, Maryland	So.	38	248	370	67.0
2.	Liz Sherwood, Vanderbilt	So.	32	172	268	64.2
3.	Rebecca Brown, Princeton	Sr.	28	178	281	63.3
4.	Jessica Davenport, Ohio St.	Jr.	32	241	390	61.8
5.	Courtney Paris, Oklahoma	Fr.	36	331	539	61.4
6.	Heather Turner, Buffalo	So.	28	157	257	61.1
7.	Sylvia Fowles, LSU	So.	35	215	354	60.7
8.	Crystal Kelly, Western Ky.	So.	34	235	391	60.1
9.	Kristen Kovesdy, Arizona St.	Sr.	32	165	275	60.0
10.	Traci Edwards, Wis.-Milwaukee	Fr.	31	182	304	59.9
11.	LaToya Davis, Texas Tech	Sr.	29	218	365	59.7
12.	Amanda Brown, Penn St.	Jr.	29	160	270	59.3
13.	Olayinka Sanni, West Virginia	So.	31	162	278	58.3
14.	Amber Jackson, San Jose St.	So.	27	191	329	58.1
15.	Brooke Smith, Stanford	Jr.	34	239	415	57.6
16.	Tiffani Roberson, Chattanooga	Sr.	31	176	308	57.1
17.	Erlana Larkins, North Carolina	So.	35	180	317	56.8
18.	Kitara McMoore, Elon	So.	28	173	306	56.5
19.	Khara Smith, DePaul	Sr.	34	237	421	56.3
20.	Ashley Williams, Jacksonville	So.	28	186	331	56.2
21.	Seimone Augustus, LSU	Sr.	35	334	595	56.1
22.	Ashley Haynes, Austin Peay	Sr.	28	184	328	56.1
23.	Jillian Robbins, Tulsa	Jr.	32	212	381	55.6
24.	Candace Parker, Tennessee	Fr.	36	230	417	55.2
25.	Megan Skouby, Iowa	Fr.	29	161	292	55.1
26.	Carlai Moore, Southern Ill.	Jr.	26	189	345	54.8
27.	Danielle Hood, Hartford	So.	31	180	329	54.7
28.	Sophia Young, Baylor	Sr.	33	301	551	54.6
29.	Alysha Clark, Belmont	Fr.	30	208	383	54.3
30.	Liz Shimek, Michigan St.	Sr.	34	249	460	54.1

Three-Point Field-Goal Percentage

Minimum 2.0 3FG Made Per Game

Rk	Name, Team	Cl	G	3FG	3FGA	3FG%
1.	Julie Larsen, Utah	Sr.	34	69	137	50.4
2.	Katie Montgomery, New Mexico	Jr.	32	75	157	47.8
3.	Amanda Cavo, Canisius	Fr.	29	62	131	47.3
4.	Ellen Hamilton, Butler	Jr.	29	69	148	46.6
5.	Marsilla Packer, Ohio St.	So.	32	79	171	46.2
6.	Jenna Graber, La Salle	Jr.	28	74	164	45.1
7.	Lisa Verhoff, Indiana St.	Sr.	33	78	174	44.8
8.	Caroline Williams, Vanderbilt	Jr.	32	95	214	44.4
9.	Carrie Mason, Virginia Tech	Sr.	31	62	140	44.3
10.	Kara Pongonis, Tulsa	Sr.	32	69	156	44.2
11.	Amber Wirth, Long Island	Sr.	29	88	201	43.8
12.	Krista Rappahahn, Stanford	Sr.	34	91	208	43.8
13.	Shanna Zolman, Tennessee	Sr.	36	103	238	43.3
14.	Candice Wiggins, Stanford	So.	34	90	208	43.3
15.	Aiga Bautre, Duquesne	Sr.	27	62	144	43.1
16.	Mel Thomas, Connecticut	So.	35	76	177	42.9
17.	B.J. Banjo, East Tenn. St.	Sr.	27	80	187	42.8
18.	Chelsea Wagner, Oregon	Sr.	26	57	134	42.5
19.	Cori Chambers, Georgia	Jr.	32	78	184	42.4
20.	Lauren Powell, Western Caro.	Fr.	29	64	151	42.4
21.	Jeannie Cullen, Dartmouth	Sr.	30	85	201	42.3
22.	Angie Soriaga, Dartmouth	Sr.	30	63	150	42.0
23.	Colleen Kelly, Brown	Sr.	28	57	136	41.9
24.	Brooke Hand, Chattanooga	So.	31	85	204	41.7
25.	Michele DeVault, East Tenn. St.	So.	23	46	111	41.4
26.	Chelsey Warburton, Weber St.	Jr.	30	91	220	41.4
27.	Casey Rost, Western Mich.	Sr.	28	75	182	41.2
28.	Liad Suez-Karni, Villanova	Sr.	32	86	209	41.1
29.	Erin Higgins, Oklahoma	Jr.	36	88	214	41.1
30.	Kara Steiler, Lafayette	Jr.	28	62	151	41.1

Three-Point Field Goals Made Per Game

Rk	Name, Team	Cl	G	3FG	3PG
1.	Toni Kennedy, Md.-East Shore	Sr.	29	100	3.4
2.	Keturah Newkirk, Bethune-Cookman	Fr.	29	100	3.4
3.	Cotelia Bond-Young, Wake Forest	Sr.	28	85	3.0
4.	Amber Wirth, Long Island	Sr.	29	88	3.0
5.	Chelsey Warburton, Weber St.	Jr.	30	91	3.0



North Carolina's Ivory Latta (with ball) drives the ball up the court against Maryland in last year's Women's Final Four. Latta averaged 18.4 points a game last season.

Photo by Trevor Brown Jr./NCAA Photos

Rk	Name, Team	Cl	G	3FG	3PG
6.	T.J. Jordan, Old Dominion	So.	31	93	3.0
	Narissa Suber, Drexel	So.	29	87	3.0
	Jackie Closser, Butler	Jr.	28	84	3.0
9.	Caroline Williams, Vanderbilt	Jr.	32	95	3.0
10.	B.J. Banjo, East Tenn. St.	Sr.	27	80	3.0
	Nefertiti Walker, Stetson	Sr.	27	80	3.0
12.	Shanna Zolman, Tennessee	Sr.	36	103	2.9
13.	Cigi McCollin, Hofstra	Jr.	31	88	2.8
14.	Jeannie Cullen, Dartmouth	Sr.	30	85	2.8
15.	Francine Houston, UCF	Jr.	28	78	2.8
16.	Aarica Ray-Boyd, Louisiana Tech	Sr.	31	86	2.8
17.	Brooke Hand, Chattanooga	So.	31	85	2.7
18.	Stefanie Collins, St. Bonaventure	Sr.	27	73	2.7
19.	Liad Suez-Karni, Villanova	Sr.	32	86	2.7
20.	Ashley Pelzek, Navy	Sr.	28	75	2.7
	Casey Rost, Western Mich.	Sr.	28	75	2.7
22.	Krista Rappahahn, Stanford	Sr.	34	91	2.7
23.	Tala Hadavi, American	Sr.	23	61	2.7
24.	Candice Wiggins, Stanford	So.	34	90	2.6
25.	Jenna Graber, La Salle	Jr.	28	74	2.6
26.	Nadia Begay, Boise St.	Jr.	30	79	2.6
27.	Carrie Myers, Valparaiso	Jr.	29	76	2.6
28.	Kari Koch, Missouri St.	Sr.	32	83	2.6
29.	Kelsey Lavender, Pacific	So.	27	70	2.6
30.	Nikki Luckhurst, Tulane	So.	27	69	2.6



LSU's Sylvia "Big Syl" Fowles (No. 34) is a force to be reckoned with in the paint. The 6-6 center averaged 11.6 rebounds and 2.1 blocked shots per game last season.

Photo by Trevor Brown Jr./NCAA Photos

Free-Throw Percentage

Minimum 2.5 FT Made Per Game

Rk	Name, Team	Cl	G	FT	FTA	FT%
1.	Adrienne Squire, Penn St.	So.	29	80	83	96.4
2.	Chelsi Welch, Oklahoma	Jr.	36	92	99	92.9
3.	Tommi Paris, Furman	Sr.	30	102	110	92.7
4.	Nefertiti Walker, Stetson	Sr.	27	117	128	91.4
5.	Cyndi Valentin, Indiana	Sr.	33	147	163	90.2
6.	Laura Shelton, Eastern Ky.	Sr.	27	126	140	90.0
7.	Jami Montagnino, Tulane	Jr.	27	80	89	89.9
8.	Julie Briody, New Mexico	Jr.	29	77	86	89.5
9.	Sara Ellis, Lehigh	Jr.	28	94	105	89.5
10.	Megan Duffy, Notre Dame	Sr.	30	135	152	88.8
11.	Jenny Pfeiffer, Kentucky	Jr.	31	94	106	88.7
12.	Lyndsey Medders, Iowa St.	Jr.	28	107	122	87.7
13.	Joey Rhoads, Penn	Jr.	27	78	89	87.6
14.	Kendall Cavin, Tennessee Tech	Jr.	32	96	110	87.3
15.	Lindsay Shearer, Kent St.	Sr.	30	184	211	87.2
16.	Kari Koch, Missouri St.	Sr.	32	141	162	87.0
17.	Amber Guffey, Murray St.	Fr.	28	79	91	86.8
18.	Cindy Alldrin, Sacramento St.	Sr.	26	85	98	86.7
	Ashley Langford, Tulane	Fr.	26	85	98	86.7
20.	Jackie Closser, Butler	Jr.	28	104	120	86.7
21.	Jessica Dickson, South Fla.	Jr.	31	128	148	86.5
22.	Shaune McLaughlin, La Salle	Sr.	27	89	103	86.4
23.	Kasia Krezel, UTEP	So.	29	76	88	86.4
24.	Andrea Lightfoot, Idaho St.	Jr.	30	118	137	86.1
25.	Megan Gearhart, Morehead St.	Jr.	29	74	86	86.0
26.	Danielle Bishop, Toledo	Jr.	29	98	114	86.0
27.	Brittney Cross, Vermont	Jr.	27	73	85	85.9
28.	Kamela Gissendanner, Penn St.	Jr.	29	79	92	85.9
29.	Lisa Carrol, Fordham	Jr.	28	103	120	85.8
30.	Kendra Reed, Southern Miss.	Fr.	29	156	182	85.7
	Marquise Hanser, Loyola (Ill.)	Jr.	29	96	112	85.7
	Jackie Valderas, Loyola (Md.)	Sr.	30	78	91	85.7

Rebounds Per Game

Rk	Name, Team	Cl	G	REB	RPG
1.	Courtney Paris, Oklahoma	Fr.	36	539	15.0
2.	Ashley Haynes, Austin Peay	Sr.	28	374	13.4
3.	Jillian Robbins, Tulsa	Jr.	32	409	12.8
4.	Kyra Kaylor, William & Mary	So.	28	334	11.9
5.	Sylvia Fowles, LSU	So.	35	407	11.6
6.	LaKrisha Brown, Morehead St.	Sr.	29	336	11.6
7.	Khara Smith, DePaul	Sr.	34	385	11.3
8.	Quanitra Hollingsworth, Va. Commonwealth	Fr.	28	311	11.1
9.	Merediti Alexis, James Madison	Jr.	31	339	10.9
10.	Jenny Callan, Lehigh	Sr.	28	306	10.9
11.	Alysha Clark, Belmont	Fr.	30	327	10.9
	Dana Ferraro, Stony Brook	So.	30	327	10.9
13.	Yolanda Jones, La-Lafayette	Jr.	28	305	10.9
	Antoinette Wells, Wichita St.	Sr.	28	305	10.9
15.	Gabriella Guegbelet, Central Conn. St.	Jr.	29	315	10.9
16.	Lauren Neaves, Rice	Jr.	32	344	10.8

Rk	Name, Team	Cl	G	REB	RPG
17.	Zane Teilane, Western Ill.	Sr.	30	320	10.7
18.	LaToya Davis, Texas Tech	Sr.	29	305	10.5
19.	Cara Wright, Dayton	Sr.	29	296	10.2
20.	Ashlee Dunlap, Loyola Marymount	Jr.	29	295	10.2
21.	Lasma Jekabsone, Florida Int'l.	Jr.	32	325	10.2
22.	Psyche Butler, Robert Morris	Jr.	27	274	10.1
23.	Holly Hallstrom, Illinois St.	Sr.	28	282	10.1
24.	Traci Edwards, Wis.-Milwaukee	Fr.	31	311	10.0
25.	Sophia Young, Baylor	Sr.	33	329	10.0
26.	Kerri Gardin, Virginia Tech	Sr.	29	289	10.0
27.	Tamera Young, James Madison	So.	31	307	9.9
28.	Shameka Smith, Gardner-Webb	Jr.	28	276	9.9
29.	Adrienne Davie, Arkansas St.	Jr.	30	294	9.8
30.	Amber Jackson, San Jose St.	So.	27	264	9.8
31.	Jayne Connors, Long Beach St.	Sr.	28	273	9.8

Assists Per Game

Rk	Name, Team	Cl	G	AST	APG
1.	Lyndsey Medders, Iowa St.	Jr.	28	215	7.7
2.	Shona Thorburn, Utah	Sr.	34	242	7.1
3.	Sally Skeldon, Mercer	Jr.	26	179	6.9
4.	Dee Davis, Vanderbilt	Jr.	31	212	6.8
5.	Ashley Langford, Tulane	Fr.	26	171	6.6
6.	Melanie Boeglin, Indiana St.	Sr.	33	217	6.6
7.	Claire Sullivan, Lehigh	So.	28	180	6.4
8.	Erin Grant, Texas Tech	Sr.	29	183	6.3
9.	Sharne Zoll, Virginia	So.	32	201	6.3
10.	Iva Milevoj, Winthrop	Sr.	29	179	6.2
11.	Carolyn Kieger, Marquette	Sr.	32	196	6.1
12.	Nikki Blue, UCLA	Sr.	32	189	5.9
13.	Shuteamia Brayboy, Fla. Atlantic	So.	31	181	5.8
14.	Angela Tisdale, Baylor	So.	30	175	5.8
15.	Alisa Kresge, Marist	Jr.	30	174	5.8
16.	Sarah Marshall, Boston College	Jr.	33	190	5.8
17.	Andrea Benvenuto, James Madison	Jr.	31	178	5.7
18.	Leilani Mitchell, Idaho	Jr.	29	162	5.6
	Tasha Taylor, Clemson	So.	29	162	5.6
20.	Shalee Lehning, Kansas St.	Fr.	34	189	5.6
21.	Kimberly Beck, George Washington	So.	32	177	5.5
22.	Megan Griffith, Columbia	Jr.	27	148	5.5
23.	Jessica Berry, Princeton	Fr.	27	147	5.4
24.	Brykeasha Tate, IUPUI	Fr.	28	152	5.4
25.	Erica White, LSU	So.	34	184	5.4
26.	Tye Jackson, Houston	So.	22	119	5.4
27.	Kristin Chaney, Southern Miss.	Jr.	29	155	5.3
28.	Toni Horvath, Iona	Jr.	29	153	5.3
	Jasmine Young, East Caro.	Fr.	29	153	5.3
30.	Kara Pongonis, Tulsa	Sr.	32	168	5.3

Blocked Shots Per Game

Rk	Name, Team	Cl	G	BLKS	BKPG
1.	Brooke McAfee, IUPUI	Sr.	28	137	4.9
2.	Cassie Hager, UNI	Sr.	30	128	4.3
3.	Zane Teilane, Western Ill.	Sr.	30	125	4.2
4.	Marita Payne, Auburn	Sr.	29	107	3.7
5.	Sarah Beato, Columbia	Sr.	27	96	3.6
6.	Alison Bales, Duke	Jr.	35	120	3.4
7.	Courtney Paris, Oklahoma	Fr.	36	119	3.3
8.	Hope Foster, Bucknell	So.	29	95	3.3
9.	Katie Beth Pate, Lipscomb	Sr.	21	66	3.1
10.	Jessica Davenport, Ohio St.	Jr.	32	98	3.1
11.	Lasma Jakabson, Florida Int'l	Jr.	32	91	2.8
12.	Lacey Cormier, Grambling	Jr.	26	68	2.6
13.	Katja Bavendam, St. Francis (N.Y.)	So.	27	69	2.6
14.	Whitney Pegram, Oklahoma St.	Jr.	28	71	2.5
15.	Brittany Grice, Hawaii	Jr.	26	64	2.5
16.	Ali Ridge, Wagner	So.	27	66	2.4
17.	Izabela Piekarska, UTEP	So.	29	70	2.4
18.	Candace Parker, Tennessee	Fr.	36	86	2.4
19.	Kristi Veltkamp, Md.-East. Shore	So.	29	68	2.3
20.	Jillian Robbins, Tulsa	Jr.	32	75	2.3
21.	Quanitra Hollingsworth, Va. Commonwealth	Fr.	28	64	2.3
	Mercedes Walker, Fairleigh Dickinson	Jr.	28	64	2.3
23.	Lauren Neaves, Rice	Jr.	32	73	2.3
24.	Kendria Smith, Stephen F. Austin	Sr.	30	68	2.3
25.	Vaida Sipaviciute, Syracuse	So.	27	61	2.3
26.	Candice Dupree, Temple	Sr.	32	69	2.2
27.	Sylvia Fowles, LSU	So.	35	75	2.1
	LaToya Pringle, North Carolina	So.	35	75	2.1
	Tamara Jo Guardipee, Montana	Fr.	28	60	2.1
	Jenny Weurding, Wofford	Jr.	28	60	2.1

Steals Per Game

Rk	Name, Team	Cl	G	ST	STPG
1.	Sherill Baker, Georgia	Sr.	32	149	4.7
2.	Leilani Mitchell, Idaho	Jr.	29	115	4.0
3.	Kristen Boone, UNC Greensboro	So.	26	101	3.9
4.	Tanya Rhodes, Rhode Island	Sr.	26	99	3.8
5.	Megan Ballard, Colgate	Sr.	29	106	3.7
6.	Lisa Willis, UCLA	Sr.	32	115	3.6
7.	Amanda Rego, San Diego	So.	21	75	3.6
8.	Holli Wilkins, Centenary (La.)	Jr.	24	82	3.4
9.	Armintie Price, Mississippi	Jr.	31	104	3.4
10.	Melanie Boeglin, Indiana St.	Sr.	33	110	3.3
11.	Amanda Pape, Sacred Heart	Jr.	31	101	3.3
12.	Chrissy Givens, Middle Tenn.	Jr.	31	98	3.2
13.	Alexis Hornbuckle, Tennessee	So.	29	91	3.1
	Toni Kennedy, Md.-East. Shore	Sr.	29	91	3.1
15.	Tamara James, Miami (Fla.)	Sr.	30	93	3.1
16.	Whitney Tossie, Appalachian St.	So.	28	84	3.0
17.	Latoya Dent, South Carolina St.	Sr.	28	83	3.0
18.	Jillian Robbins, Tulsa	Jr.	32	93	2.9
19.	Malika Willoughby, Kent St.	Sr.	30	87	2.9
20.	Dominique Butler, Cleveland St.	Fr.	28	80	2.9
	Shareka Glover, N.C. A&T	Sr.	28	80	2.9
22.	Regina Spivey, McNeese St.	Sr.	28	79	2.8
23.	Kim Wilburn, Ohio St.	Sr.	32	90	2.8
24.	Tasha Williams, Louisiana Tech	Sr.	31	87	2.8
25.	Rolanda Monroe, Southern U.	Sr.	30	84	2.8
	Tyresa Smith, Delaware	Jr.	30	84	2.8
27.	Johnette Walker, Radford	Fr.	28	78	2.8
28.	Shannon Carlisle, Howard	Jr.	29	80	2.8
	Brittany Hollins, Georgia St.	Fr.	29	80	2.8
30.	Mirenda Swarengin, Fresno St.	Sr.	24	66	2.8

2006 Division I Individual Game Highs**Assists****Minimum 13 Assists**

Rk	Name, Team	Cl	vs. Opponent	Game Date	AST
1.	Melanie Boeglin, Indiana St.	Sr.	Eastern Ky.	12/20/2005	19
2.	Maggie Acuna, Illinois	Sr.	Wisconsin	1/15/2006	16
	Lyndsey Medders, Iowa St.	Jr.	IPFW	12/30/2005	16
4.	Tiffany Zaragoza, Western Ky.	Jr.	Tennessee Tech	12/19/2005	15
	Whitney Law, Colorado	Sr.	Cal St. Fullerton	11/18/2005	15
6.	Ashley Langford, Tulane	Fr.	Southern Methodist	2/26/2006	14
	Erica White, LSU	So.	Vanderbilt	1/26/2006	14
	Treasure Humphries, Cincinnati	Jr.	Georgetown	1/25/2006	14
	Lyndsey Medders, Iowa St.	Jr.	Colorado	1/21/2006	14
	Shantia Grace, South Fla.	Fr.	P.R.-Mayaguez	12/19/2005	14
	Shuteamia Brayboy, Fla. Atlantic	So.	Bethune-Cookman	12/13/2005	14
	Shantae Robinson, Alabama St.	So.	Stillman	12/12/2005	14
	Melanie Boeglin, Indiana St.	Sr.	Loyola (Ill.)	12/10/2005	14
	Lyndsey Medders, Iowa St.	Jr.	Iowa	12/8/2005	14
	Shaune McLaughlin, La Salle	Sr.	Tenn.-Martin	11/19/2005	14

Blocked Shots**Minimum 7 Blocked Shots**

Rk	Name, Team	Cl	vs. Opponent	Game Date	BLKS
1.	Brooke McAfee, IUPUI	Sr.	Western Mich.	12/31/2005	11
2.	Courtney Paris, Oklahoma	Fr.	Texas Tech	3/1/2006	10

Rk	Name, Team	Cl	vs. Opponent	Game Date	BLKS
	Brooke McAfee, IUPUI	Sr.	Valparaiso	2/20/2006	10
	Tamara Jo Guardipee, Montana	Fr.	Portland St.	1/26/2006	10
	Andrea Williams, New Orleans	So.	Western Ky.	1/26/2006	10
	Zane Teilane, Western Ill.	Sr.	Oral Roberts	1/7/2006	10
	Whitney Pegram, Oklahoma St.	Jr.	Prairie View	12/29/2005	10
8.	Cassie Hager, UNI	Sr.	Wichita St.	2/26/2006	9
	Sarah Beato, Columbia	Sr.	Dartmouth	2/4/2006	9
	Marita Payne, Auburn	Sr.	Alabama	1/26/2006	9
	Marita Payne, Auburn	Sr.	Mississippi	1/15/2006	9
12.	Alison Bales, Duke	Jr.	Connecticut	3/28/2006	8
	Alison Bales, Duke	Jr.	North Carolina	2/25/2006	8
	Lauren Neaves, Rice	Jr.	UAB	2/24/2006	8
	Jessica Davenport, Ohio St.	Jr.	Minnesota	2/16/2006	8
	Sarah Beato, Columbia	Sr.	Yale	2/10/2006	8
	Sarah Beato, Columbia	Sr.	Cornell	1/28/2006	8
	Chaymeiyon Moss, Alabama A&M	Fr.	Prairie View	1/28/2006	8
	Sarah Beato, Columbia	Sr.	Cornell	1/21/2006	8
	Quanitra Hollingsworth, Va. Commonwealth	Fr.	George Mason	1/8/2006	8
	Brooke McAfee, IUPUI	Sr.	Eastern Ill.	12/17/2005	8
	Zane Teilane, Western Ill.	Sr.	Missouri St.	12/7/2005	8
	Christine Whitt, Georgetown	Sr.	Appalachian St.	12/3/2005	8
	Khaili Sanders, Clemson	Sr.	Furman	11/30/2005	8
	Jenny Weurding, Wofford	Jr.	N.C. A&T	11/26/2005	8



Photo by Suzanne Ouellette/NCAA Photos

North Carolina's Erlana Larkins (right) was a perfect 14 for 14 from the free-throw line in a January 18, 2006, game versus Georgia Tech.

Field-Goal Percentage

Minimum 90.0% and 10 Made

Rk	Name, Team	Cl	vs. Opponent	Game Date	FGM	FGA	FG%
1.	Olayinka Sanni, West Virginia	So.	Kennesaw St.	12/21/2005	13	13	100.0
	Cassie Hager, UNI	Sr.	Bradley	1/21/2006	11	11	100.0
	Melissa Chambers, Col. of Charleston	Sr.	Anderson (S.C.)	1/18/2006	11	11	100.0
	Brooke Queenan, Boston College	Sr.	Niagara	12/21/2005	10	10	100.0
5.	Crystal Langhorne, Maryland	So.	Mt. St. Mary's	12/4/2005	14	15	93.3
6.	Cigi McCollin, Hofstra	Jr.	UNC Wilmington	2/5/2006	13	14	92.9
	Tasha Humphrey, Georgia	So.	Loyola Marymount	11/26/2005	13	14	92.9
8.	Tara Boothe, Xavier	Sr.	Cincinnati	11/30/2005	12	13	92.3
9.	Shelby Weber, UCF	Sr.	Memphis	2/19/2006	11	12	91.7
	Katie Whittier, Maine	Sr.	N.C. A&T	12/29/2005	11	12	91.7
11.	Linda Sayavongchanh, Drake	Sr.	Creighton	2/12/2006	10	11	90.9
	Jessica Davenport, Ohio St.	Jr.	Indiana	2/5/2006	10	11	90.9
	Jazz Covington, Louisville	Jr.	Georgetown	1/18/2006	10	11	90.9
	Kim Smith, Utah	Sr.	Air Force	1/18/2006	10	11	90.9
	Mirenda Swearengin, Fresno St.	Sr.	San Francisco	12/20/2005	10	11	90.9
	Chrissy Givens, Middle Tenn.	Jr.	UAB	12/19/2005	10	11	90.9
	Mia Ajekwu, North Texas	Jr.	Tex.-Pan American	12/8/2005	10	11	90.9
	Kieraah Marlow, Georgetown	So.	Lipscomb	11/27/2005	10	11	90.9

Free-Throw Percentage

Minimum 100.0% and 13 Made

Rk	Name, Team	Cl	vs. Opponent	Game Date	FTM	FTA	FT%
1.	Erlana Larkins, North Carolina	So.	Georgia Tech	1/18/2006	14	14	100.0
	Erin Grant, Texas Tech	Sr.	Penn St.	12/4/2005	14	14	100.0
	Kim Butler, Oregon St.	Sr.	Arizona	2/11/2006	13	13	100.0
	Kelcey Roegiers-Jensen, Georgia St.	Jr.	Towson	2/5/2006	13	13	100.0
	Anne Hafeli, Oakland	Sr.	Duquesne	11/25/2005	13	13	100.0
	Laura Shelton, Eastern Ky.	Sr.	Belmont	11/19/2005	13	13	100.0

Points

Minimum 38 Points

Rk	Name, Team	Cl	vs. Opponent	Game Date	PTS
1.	Melanie Boeglin, Indiana St.	Sr.	Drake	1/26/2006	46
	Crystal Smith, Iowa	Sr.	Louisiana Tech	11/22/2005	46
3.	Shareka Glover, N.C. A&T	Sr.	Morgan St.	1/23/2006	45
4.	Monique Currie, Duke	Sr.	Miami (Fla.)	2/19/2006	43
	Joi Scott, Murray St.	Jr.	Tennessee St.	2/16/2006	43
6.	Michelle Augustavo, San Diego	So.	Clemson	12/11/2005	42
7.	Vaida Sipaviciute, Syracuse	So.	Colgate	11/29/2005	41
8.	Cappie Pondexter, Rutgers	Sr.	South Fla.	1/11/2006	40
9.	B.J. Banjo, East Tenn. St.	Sr.	Southeast Mo. St.	12/28/2005	39
10.	Meg Bulger, West Virginia	Jr.	Cleveland St.	12/19/2005	38
	Andrea Lightfoot, Idaho St.	Jr.	Idaho	12/10/2005	38
	Crystal Kelly, Western Ky.	So.	Charlotte	11/22/2005	38
	indsay Shearer, Kent St.	Sr.	Auburn	11/20/2005	38
	Tasha Humphrey, Georgia	So.	Santa Clara	11/18/2005	38

Rebounds

Minimum 21 Rebounds

Rk	Name, Team	Cl	vs. Opponent	Game Date	REB
1.	Courtney Paris, Oklahoma	Fr.	Baylor	3/11/2006	26
	LaKrisha Brown, Morehead St.	Sr.	Tennessee Tech	1/30/2006	26
3.	Latricia Jones, Morgan St.	Jr.	N.C. A&T	2/20/2006	24
	Antoinette Wells, Wichita St.	Sr.	Illinois St.	2/17/2006	24
	LaToya Mills, Stephen F. Austin	Sr.	Texas-Arlington	1/26/2006	24
6.	Dana Ferraro, Stony Brook	So.	Boston U.	1/18/2006	23
	Shameka Smith, Gardner-Webb	Jr.	Wofford	11/30/2005	23
8.	Zane Teilane, Western Ill.	Sr.	Oakland	3/7/2006	22
	Ashley Haynes, Austin Peay	Sr.	Morehead St.	2/25/2006	22
	Traci Edwards, Wis.-Milwaukee	Fr.	Wright St.	1/26/2006	22
	Sylvia Fowles, LSU	So.	Vanderbilt	1/26/2006	22

Three-Point Field-Goal Percentage

Minimum 75% and 6 Made

Rk	Name, Team	Cl	vs. Opponent	Game Date	3FGM	3FA	3FG%
1.	Tara King, UNI	Jr.	Bradley	1/21/2006	6	6	100.0
	Laura Reeves, Western Ill.	Sr.	Centenary (La.)	12/31/2005	6	6	100.0
	Alena Koshansky, Delaware	Jr.	George Mason	12/4/2005	6	6	100.0
	Paige Guffey, Murray St.	Fr.	Alcorn St.	12/2/2005	6	6	100.0
	Kiki Lund, Dayton	So.	Loyola (Ill.)	11/22/2005	6	6	100.0

Rk	Name, Team	Cl	vs. Opponent	Game Date	REB
	Antoinette Wells, Wichita St.	Sr.	Evansville	1/12/2006	22
	Cara Wright, Dayton	Sr.	Cincinnati	12/22/2005	22
	Courtney Paris, Oklahoma	Fr.	UCLA	12/5/2005	22
	Jillian Robbins, Tulsa	Jr.	Arkansas	12/1/2005	22
	Monique Blake, Seton Hall	Jr.	St. Joseph's	11/30/2005	22

Steals

Minimum 9 Steals

Rk	Name, Team	Cl	vs. Opponent	Game Date	ST
1.	Rolanda Monroe, Southern U.	Sr.	Northwestern St.	11/19/2005	11
2.	Tasha Williams, Louisiana Tech.	Sr.	Hawaii	3/4/2006	10
	Sherill Baker, Georgia	Sr.	Mississippi St.	1/19/2006	10
	Angela Howard, Mississippi Val.	Jr.	Tougaloo	12/7/2005	10
	Tanya Rhodes, Rhode Island	Sr.	Holy Cross	12/7/2005	10
	Marianna Camargo, Oral Roberts	Fr.	Wichita St.	12/5/2005	10
	Cherelle George, Purdue	Jr.	South Carolina	11/26/2005	10
8.	Sherill Baker, Georgia	Sr.	Marist	3/19/2006	9
	Ivory Latta, North Carolina	Jr.	Boston College	2/20/2006	9
	Shuteamia Brayboy, Fla. Atlantic	So.	Jacksonville	2/16/2006	9
	Kristen Boone, UNC Greensboro	So.	Furman	2/4/2006	9
	Leilani Mitchell, Idaho	Jr.	Boise St.	1/28/2006	9
	Nichelle Akers, East Tenn. St.	So.	Campbell	1/19/2006	9
	Brittany Hollins, Georgia St.	Fr.	Va. Commonwealth	1/13/2006	9
	Tanyah Dawson, Florida A&M	Fr.	Norfolk St.	1/4/2006	9
	Whitney Tossie, Appalachian St.	So.	Furman	1/2/2006	9
	Lisa Willis, UCLA	Sr.	Oregon St.	12/22/2005	9
	Regina Spivey, McNeese St.	Sr.	Mobile	12/15/2005	9
	Angel Liddell, Jackson St.	Jr.	Centenary (La.)	12/5/2005	9
	Sherill Baker, Georgia	Sr.	Middle Tenn.	11/30/2005	9
	Sherill Baker, Georgia	Sr.	Loyola Marymount	11/26/2005	9
	Chrissy Givens, Middle Tenn.	Jr.	Eastern Ky.	11/26/2005	9
	Whitney Tossie, Appalachian St.	So.	Winthrop	11/23/2005	9
	Holli Wilkins, Centenary (La.)	Jr.	New Orleans	11/19/2005	9
	Jene Morris, California	Fr.	Radford	11/18/2005	9

Rk	Name, Team	Cl	vs. Opponent	Game Date	3FGM	3FA	3FG%
6.	Cigi McCollin, Hofstra	Jr.	UNC Wilmington	2/5/2006	8	9	88.9
7.	Michelle Gage, Columbia	So.	Dartmouth	3/3/2006	7	8	87.5
	Katie Edwards, Montana	Sr.	Sacramento St.	1/21/2006	7	8	87.5
	Laura Porter, Weber St.	Jr.	Portland St.	1/19/2006	7	8	87.5
	Megan Sparks, Eastern Ill.	Sr.	Tenn.-Martin	1/12/2006	7	8	87.5
	Lisa Verhoff, Indiana St.	Sr.	Eastern Ky.	12/20/2005	7	8	87.5
	Amanda Patton, Loyola Marymount	Jr.	Long Beach St.	12/17/2005	7	8	87.5
	Leilani Mitchell, Idaho	Jr.	Utah Valley St.	12/8/2005	7	8	87.5
14.	Julie Larsen, Utah	Sr.	Brigham Young	3/11/2006	6	7	85.7
	Carrie Mason, Virginia Tech	Sr.	Florida St.	2/13/2006	6	7	85.7
	Cara Enright, Army	So.	Lehigh	2/11/2006	6	7	85.7
	Ivory Latta, North Carolina	Jr.	Georgia Tech	2/5/2006	6	7	85.7
	Kara Stetler, Lafayette	Jr.	American	1/28/2006	6	7	85.7
	Leigh Mead, UMKC	Jr.	Oral Roberts	1/23/2006	6	7	85.7
	Arleigh Brackin, Tennessee Tech	Jr.	Jacksonville St.	1/12/2006	6	7	85.7
	Jodi Bolerjack, Wyoming	So.	Air Force	1/11/2006	6	7	85.7
	Q'Vaunda Curry, Florida A&M	So.	Bethune-Cookman	12/3/2005	6	7	85.7
	Paris Leonard, Memphis	Fr.	Clemson	11/26/2005	6	7	85.7

Three-Point Field Goals Made

Minimum 8 Made

Rk	Name, Team	Cl	vs. Opponent	Game Date	3FG
1.	Kari Koch, Missouri St.	Sr.	Oral Roberts	12/20/2005	10
	Michelle Augustavo, San Diego	So.	Clemson	12/11/2005	10
	Rachel Butler, Hampton	So.	Brown	12/3/2005	10
4.	Ashley Graham, Santa Clara	Jr.	Portland	1/8/2006	9
5.	Narissa Suber, Drexel	So.	Delaware	2/24/2006	8
	Marscilla Packer, Ohio St.	So.	Minnesota	2/16/2006	8
	Stacey Anthony, Birmingham-So.	Sr.	High Point	2/13/2006	8

Rk	Name, Team	Cl	vs. Opponent	Game Date	3FG
	Chelsea Wagner, Oregon	Sr.	Arizona	2/9/2006	8
	Keturah Newkirk, Bethune-Cookman	Fr.	Morgan St.	2/6/2006	8
	Cigi McCollin, Hofstra	Jr.	UNC Wilmington	2/5/2006	8
	Shareka Glover, N.C. A&T	Sr.	Morgan St.	1/23/2006	8
	Chelsey Warburton, Weber St.	Jr.	Portland St.	1/19/2006	8
	Meg Bulger, West Virginia	Jr.	Cleveland St.	12/19/2005	8
	Ashley Fann, Winthrop	Fr.	Norfolk St.	12/11/2005	8
	Sara Ellis, Lehigh	Jr.	Monmouth	11/28/2005	8
	Kindyll Dorsey, Boston College	Jr.	New Hampshire	11/27/2005	8
	Keisha Brown, North Carolina St.	Jr.	Iowa St.	11/25/2005	8

2006 Division I Team Leaders

Scoring Defense

Rk	Team	GM	W-L	OPP PTS	OPP PPG
1.	Texas-Arlington	29	20-9	1,495	51.6
2.	Rutgers	32	27-5	1,661	51.9
3.	Western Ill.	30	23-7	1,560	52.0
4.	Ohio St.	32	29-3	1,694	52.9
5.	LSU	35	31-4	1,866	53.3
6.	Delaware St.	30	21-9	1,602	53.4
7.	Coppin St.	31	22-9	1,658	53.5
8.	Delaware	30	22-8	1,638	54.6
9.	Hartford	31	27-4	1,698	54.8
10.	Marist	30	23-7	1,656	55.2
11.	George Washington	32	23-9	1,767	55.2
	Temple	32	24-8	1,767	55.2
13.	Wyoming	30	21-9	1,661	55.4
14.	Drexel	29	15-14	1,609	55.5
15.	Connecticut	37	32-5	2,058	55.6
16.	Valparaiso	29	16-13	1,615	55.7
17.	Purdue	33	26-7	1,840	55.8
18.	St. Joseph's	31	20-11	1,729	55.8
	Liberty	31	25-6	1,729	55.8
20.	Utah	34	27-7	1,910	56.2
21.	Bowling Green	31	28-3	1,745	56.3
22.	Elon	28	12-16	1,580	56.4
23.	Brigham Young	32	26-6	1,808	56.5
24.	Winthrop	29	14-15	1,642	56.6
25.	Eastern Mich.	30	22-8	1,704	56.8
26.	South Carolina	29	17-12	1,648	56.8
27.	Central Mich.	28	16-12	1,593	56.9
28.	James Madison	31	24-7	1,766	57.0
29.	Coastal Caro.	28	18-10	1,597	57.0
30.	Ark.-Little Rock	28	13-15	1,607	57.4
31.	IUPUI	28	17-11	1,608	57.4

Field-Goal Percentage Defense

Rk	Team	GM	W-L	OPP FG	OPP FGA	OPP FG%
1.	Coppin St.	31	22-9	571	1,659	34.4
2.	South Carolina	29	17-12	567	1,635	34.7
3.	Liberty	31	25-6	600	1,730	34.7
4.	Connecticut	37	32-5	749	2,143	35.0
5.	Duke	35	31-4	732	2,085	35.1
6.	Montana	28	21-7	605	1,723	35.1
7.	Bucknell	29	18-11	604	1,717	35.2
8.	Western Ill.	30	23-7	562	1,597	35.2
9.	Tulsa	32	26-6	677	1,920	35.3
10.	Louisiana Tech	31	26-5	650	1,842	35.3
11.	George Washington	32	23-9	620	1,745	35.5
12.	LSU	35	31-4	722	2,021	35.7
13.	Brigham Young	32	26-6	635	1,777	35.7
14.	Auburn	29	14-15	613	1,711	35.8
15.	IUPUI	28	17-11	588	1,637	35.9
16.	Winthrop	29	14-15	565	1,570	36.0
17.	Rutgers	32	27-5	592	1,641	36.1
18.	Long Beach St.	28	18-10	600	1,661	36.1
19.	Oregon	29	14-15	613	1,696	36.1
20.	Temple	32	24-8	629	1,733	36.3
21.	Alabama St.	30	15-15	556	1,531	36.3
22.	Mercer	29	14-15	591	1,623	36.4
23.	UTEP	29	14-15	596	1,634	36.5
24.	Delaware	30	22-8	576	1,575	36.6
25.	North Texas	28	19-9	605	1,649	36.7
26.	Elon	28	12-16	588	1,600	36.8
27.	Texas-Arlington	29	20-9	499	1,357	36.8
28.	Iowa St.	31	18-13	740	2,002	37.0
29.	Gardner-Webb	30	14-16	642	1,736	37.0
30.	UTSA	30	18-12	648	1,752	37.0
31.	Kent St.	30	21-9	604	1,632	37.0

Turnovers Per Game

Rk	Team	GM	W-L	TO	TOPG
1.	Villanova	32	21-11	322	10.1
2.	Wis.-Green Bay	30	23-7	375	12.5
3.	La Salle	28	11-17	350	12.5
4.	Wyoming	30	21-9	377	12.6
5.	Indiana St.	33	27-6	430	13.0
6.	Marist	30	23-7	394	13.1
7.	South Fla.	31	19-12	409	13.2
8.	Bowling Green	31	28-3	410	13.2
9.	Texas-Arlington	29	20-9	387	13.3
10.	Montana	28	21-7	374	13.4
11.	Georgia	32	23-9	431	13.5
12.	Drexel	29	15-14	393	13.6
13.	Baylor	33	26-7	448	13.6
14.	Nebraska	32	19-13	435	13.6
15.	New Hampshire	28	15-13	381	13.6
16.	LSU	35	31-4	477	13.6
17.	Ohio St.	32	29-3	438	13.7
18.	Missouri St.	32	17-15	439	13.7
19.	Utah	34	27-7	467	13.7
20.	Boston U.	30	18-12	413	13.8
21.	Xavier	30	21-9	415	13.8
22.	Rutgers	32	27-5	444	13.9
23.	New Mexico	32	22-10	446	13.9
24.	Kansas	30	17-13	419	14.0
25.	Pittsburgh	33	22-11	464	14.1
26.	UNI	30	19-11	424	14.1
27.	Stanford	34	26-8	482	14.2
28.	Iowa St.	31	18-13	442	14.3
29.	Notre Dame	30	18-12	430	14.3
30.	Valparaiso	29	16-13	416	14.3

Personal Fouls Per Game

Rk	Team	GM	W-L	Fouls	PFPG	DQ
1.	Iowa St.	31	18-13	366	11.8	6
2.	Ohio St.	32	29-3	391	12.2	1
3.	LSU	35	31-4	429	12.3	0
4.	Hartford	31	27-4	426	13.7	0
5.	Idaho	29	10-19	402	13.9	9
6.	Dartmouth	30	23-7	418	13.9	3
7.	Wis.-Green Bay	30	23-7	420	14.0	4
8.	La Salle	28	11-17	392	14.0	7
9.	Tenn.-Martin	27	8-19	380	14.1	6
10.	Montana	28	21-7	395	14.1	5
11.	Xavier	30	21-9	424	14.1	6
12.	Illinois	31	16-15	441	14.2	6
13.	Valparaiso	29	16-13	415	14.3	6
14.	Lipscomb	27	6-21	388	14.4	2
15.	Central Mich.	28	16-12	406	14.5	6
16.	Iowa	29	17-12	422	14.6	7
17.	New Mexico	32	22-10	469	14.7	11
18.	UNI	30	19-11	440	14.7	6
19.	Holy Cross	30	16-14	442	14.7	9
20.	Villanova	32	21-11	472	14.8	5
21.	New Hampshire	28	15-13	417	14.9	7
	Elon	28	12-16	417	14.9	6
	Denver	28	15-13	417	14.9	8
24.	Massachusetts	28	11-17	418	14.9	5
25.	Auburn	29	14-15	435	15.0	7
26.	Boston College	33	21-12	496	15.0	12
	Marquette	33	22-11	496	15.0	3
28.	Wis.-Milwaukee	31	22-9	466	15.0	2
29.	Syracuse	27	9-18	407	15.1	6
30.	Lehigh	28	10-18	423	15.1	5
31.	Drake	29	17-12	439	15.1	5

Scoring Offense

Rk	Team	GM	W-L	PTS	PPG
1.	Duke	35	31-4	3,009	86.0
2.	Maryland	38	34-4	3,166	83.3
3.	North Carolina	35	33-2	2,877	82.2
4.	Georgia	32	23-9	2,554	79.8
5.	Stanford	34	26-8	2,671	78.6
6.	Tennessee	36	31-5	2,819	78.3
7.	UCLA	32	21-11	2,475	77.3
8.	Idaho St.	30	17-13	2,313	77.1

Rk	Team	GM	W-L	PTS	PPG
9.	Oklahoma	36	31-5	2,748	76.3
10.	Indiana St.	33	27-6	2,512	76.1
11.	Miami (Fla.)	30	17-13	2,274	75.8
12.	DePaul	34	27-7	2,558	75.2
13.	Chattanooga	31	27-4	2,328	75.1
14.	Baylor	33	26-7	2,469	74.8
15.	Old Dominion	31	22-9	2,303	74.3
16.	LSU	35	31-4	2,595	74.1
17.	Western Ky.	34	27-7	2,510	73.8
18.	Howard	29	14-15	2,127	73.3
19.	Charlotte	30	21-9	2,190	73.0
20.	Louisiana Tech	31	26-5	2,261	72.9
21.	Santa Clara	31	19-12	2,258	72.8
22.	Connecticut	37	32-5	2,692	72.8
23.	Cal Poly	27	13-14	1,953	72.3
24.	Iowa	29	17-12	2,097	72.3
25.	Middle Tenn.	31	20-11	2,233	72.0
26.	Mississippi	31	17-14	2,222	71.7
27.	Sacred Heart	31	26-5	2,221	71.6
28.	Wis.-Green Bay	30	23-7	2,148	71.6
29.	Ohio St.	32	29-3	2,289	71.5
30.	Florida St.	30	20-10	2,139	71.3
31.	Stephen F. Austin	31	23-8	2,210	71.3

Rebound Margin

Rk	Name	GM	W-L	REB	RPG	OPP REB	OPP RPG	REB MAR
1.	Maryland	38	34-4	1,720	45.3	1,267	33.3	11.9
2.	Oklahoma	36	31-5	1,613	44.8	1,220	33.9	10.9
3.	Liberty	31	25-6	1,364	44.0	1,035	33.4	10.6
4.	Duke	35	31-4	1,532	43.8	1,167	33.3	10.4
5.	South Carolina	29	17-12	1,221	42.1	981	33.8	8.3
6.	Hampton	29	7-22	1,292	44.6	1,055	36.4	8.2
7.	Tennessee	36	31-5	1,418	39.4	1,124	31.2	8.2
8.	James Madison	31	24-7	1,356	43.7	1,109	35.8	8.0
9.	LSU	35	31-4	1,397	39.9	1,131	32.3	7.6
10.	Boston College	33	21-12	1,281	38.8	1,037	31.4	7.4
11.	Western Ky.	34	27-7	1,392	40.9	1,141	33.6	7.4
12.	DePaul	34	27-7	1,427	42.0	1,184	34.8	7.1
13.	Georgia Tech	29	14-15	1,208	41.7	1,005	34.7	7.0
14.	Old Dominion	31	22-9	1,266	40.8	1,050	33.9	7.0
15.	Tulsa	32	26-6	1,333	41.7	1,113	34.8	6.9
16.	Kentucky	31	22-9	1,284	41.4	1,073	34.6	6.8
17.	Lehigh	28	10-18	1,142	40.8	953	34.0	6.8
18.	Florida Int'l	32	19-13	1,340	41.9	1,127	35.2	6.7
19.	St. John's (N.Y.)	30	22-8	1,212	40.4	1,018	33.9	6.5
20.	Arizona St.	32	25-7	1,209	37.8	1,003	31.3	6.4
21.	Cincinnati	29	17-12	1,136	39.2	950	32.8	6.4
22.	Alabama	28	9-19	1,114	39.8	938	33.5	6.3
23.	Belmont	30	22-8	1,238	41.3	1,058	35.3	6.0
24.	Wis.-Milwaukee	31	22-9	1,182	38.1	997	32.2	6.0
25.	Pittsburgh	33	22-11	1,355	41.1	1,160	35.2	5.9
26.	North Texas	28	19-9	1,218	43.5	1,059	37.8	5.7
27.	Michigan St.	34	24-10	1,343	39.5	1,150	33.8	5.7
28.	Louisiana Tech	31	26-5	1,381	44.5	1,207	38.9	5.6
29.	Fresno St.	32	24-8	1,292	40.4	1,116	34.9	5.5
30.	Texas-Arlington	29	20-9	1,172	40.4	1,013	34.9	5.5

Three-Point Field Goals Per Game

Rk	Team	GM	W-L	3FG	3PG
1.	Santa Clara	31	19-12	263	8.5
2.	Chattanooga	31	27-4	251	8.1
3.	Villanova	32	21-11	254	7.9
4.	Butler	29	15-14	223	7.7
5.	Wake Forest	28	12-16	215	7.7
6.	Detroit	28	11-17	213	7.6
7.	Wis.-Green Bay	30	23-7	222	7.4
8.	Miami (Fla.)	30	17-13	221	7.4
	Idaho St.	30	17-13	221	7.4
10.	Drexel	29	15-14	212	7.3
11.	Iowa St.	31	18-13	226	7.3
12.	Arkansas	28	13-15	200	7.1
13.	Georgia	32	23-9	228	7.1
14.	Stanford	34	26-8	241	7.1
15.	North Carolina	35	33-2	248	7.1
16.	Utah	34	27-7	238	7.0
17.	Wyoming	30	21-9	209	7.0
18.	Birmingham-So.	28	12-16	194	6.9
19.	Southern California	31	19-12	213	6.9
20.	Kansas St.	34	24-10	233	6.9

Rk	Team	GM	W-L	3FG	3PG
21.	Southeast Mo. St.	31	22-9	209	6.7
22.	Creighton	29	8-21	194	6.7
23.	Ill.-Chicago	30	16-14	200	6.7
24.	Missouri St.	32	17-15	213	6.7
25.	Howard	29	14-15	193	6.7
26.	Canisius	29	18-11	191	6.6
27.	DePaul	34	27-7	222	6.5
28.	Texas-Arlington	29	20-9	189	6.5
29.	Robert Morris	29	20-9	188	6.5
30.	High Point	30	20-10	192	6.4

Blocked Shots Per Game

Rk	Name	GM	W-L	BLKS	BKPG
1.	Duke	35	31-4	267	7.6
2.	Auburn	29	14-15	207	7.1
3.	South Carolina	29	17-12	193	6.7
4.	IUPUI	28	17-11	178	6.4
5.	Georgia St.	29	9-20	182	6.3
6.	UNI	30	19-11	182	6.1
7.	Florida Int'l.	32	19-13	189	5.9
8.	Texas	28	13-15	164	5.9
9.	Stephen F. Austin	31	23-8	179	5.8
10.	Tennessee	36	31-5	202	5.6
11.	Oklahoma	36	31-5	200	5.6
12.	North Carolina	35	33-2	190	5.4
13.	Rice	32	18-14	173	5.4
14.	Texas A&M	32	23-9	168	5.3
15.	Montana	28	21-7	146	5.2
16.	Maryland	38	34-4	195	5.1
17.	Temple	32	24-8	164	5.1
18.	Clemson	29	8-21	147	5.1
19.	Columbia	27	6-21	136	5.0
20.	Hawaii	28	18-10	141	5.0
21.	Purdue	33	26-7	166	5.0
22.	Western Ill.	30	23-7	148	4.9
23.	Baylor	33	26-7	161	4.9
24.	Kansas St.	34	24-10	163	4.8
25.	New Orleans	28	3-25	134	4.8
26.	Oklahoma St.	28	6-22	133	4.8
27.	Southern Methodist	30	16-14	142	4.7
28.	UC Riverside	31	16-15	146	4.7
29.	Fairleigh Dickinson	28	10-18	130	4.6
30.	Tulsa	32	26-6	148	4.6
31.	Ohio St.	32	29-3	146	4.6
32.	Lipscomb	27	6-21	123	4.6

Assists Per Game

Rk	Name	GM	W-L	AST	APG
1.	Duke	35	31-4	717	20.5
2.	Ohio St.	32	29-3	602	18.8
3.	DePaul	34	27-7	629	18.5
4.	Arizona St.	32	25-7	588	18.4
5.	North Carolina	35	33-2	638	18.2
6.	Vanderbilt	32	21-11	570	17.8
7.	Chattanooga	31	27-4	547	17.6
8.	UCLA	32	21-11	555	17.3
9.	Maryland	38	34-4	652	17.2
10.	Stanford	34	26-8	582	17.1
11.	Charlotte	30	21-9	508	16.9
12.	Utah	34	27-7	572	16.8
13.	Marquette	33	22-11	555	16.8
14.	Oklahoma	36	31-5	605	16.8
15.	Iowa	29	17-12	486	16.8
16.	Boston College	33	21-12	551	16.7
17.	Wis.-Milwaukee	31	22-9	517	16.7
18.	Northern Ariz.	33	22-11	550	16.7
19.	Clemson	29	8-21	482	16.6
20.	Villanova	32	21-11	527	16.5
21.	Baylor	33	26-7	543	16.5
22.	UMBC	28	15-13	460	16.4
23.	LSU	35	31-4	574	16.4
24.	Georgia	32	23-9	524	16.4
25.	Sacred Heart	31	26-5	507	16.4
26.	Connecticut	37	32-5	604	16.3
27.	Kansas St.	34	24-10	553	16.3
28.	Old Dominion	31	22-9	504	16.3
29.	Arkansas	28	13-15	454	16.2
30.	Ill.-Chicago	30	16-14	486	16.2

Scoring Margin

Rk	Name	GM	W-L	PTS	PPG	OPP PTS	OPP PPG	SCR MAR
1.	Duke	35	31-4	3,009	86.0	2,038	58.2	27.7
2.	North Carolina	35	33-2	2,877	82.2	2,095	59.9	22.3
3.	LSU	35	31-4	2,595	74.1	1,866	53.3	20.8
4.	Ohio St.	32	29-3	2,289	71.5	1,694	52.9	18.6
5.	Maryland	38	34-4	3,166	83.3	2,471	65.0	18.3
6.	Tennessee	36	31-5	2,819	78.3	2,197	61.0	17.3
7.	Connecticut	37	32-5	2,692	72.8	2,058	55.6	17.1
8.	Georgia	32	23-9	2,554	79.8	2,051	64.1	15.7
9.	Stanford	34	26-8	2,671	78.6	2,137	62.9	15.7
10.	Chattanooga	31	27-4	2,328	75.1	1,905	61.5	13.6
11.	Baylor	33	26-7	2,469	74.8	2,024	61.3	13.5
12.	Utah	34	27-7	2,353	69.2	1,910	56.2	13.0
13.	DePaul	34	27-7	2,558	75.2	2,119	62.3	12.9
14.	Bowling Green	31	28-3	2,142	69.1	1,745	56.3	12.8
15.	Sacred Heart	31	26-5	2,221	71.6	1,838	59.3	12.4
16.	South Carolina	29	17-12	2,002	69.0	1,648	56.8	12.2
17.	Louisiana Tech	31	26-5	2,261	72.9	1,883	60.7	12.2
18.	Texas A&M	32	23-9	2,227	69.6	1,840	57.5	12.1
19.	Rutgers	32	27-5	2,045	63.9	1,661	51.9	12.0
20.	Purdue	33	26-7	2,221	67.3	1,840	55.8	11.5
21.	Oklahoma	36	31-5	2,748	76.3	2,334	64.8	11.5
22.	Indiana St.	33	27-6	2,512	76.1	2,137	64.8	11.4
23.	Montana	28	21-7	1,972	70.4	1,654	59.1	11.4
24.	Western Ky.	34	27-7	2,510	73.8	2,126	62.5	11.3
25.	James Madison	31	24-7	2,116	68.3	1,766	57.0	11.3
26.	Tulsa	32	26-6	2,245	70.2	1,888	59.0	11.2
27.	Texas-Arlington	29	20-9	1,814	62.6	1,495	51.6	11.0
28.	Old Dominion	31	22-9	2,303	74.3	1,963	63.3	11.0
29.	Hartford	31	27-4	2,031	65.5	1,698	54.8	10.7
30.	Arizona St.	32	25-7	2,270	70.9	1,945	60.8	10.2

Steals Per Game

Rk	Name	GM	W-L	ST	STPG
1.	Wofford	28	7-21	387	13.8
2.	North Carolina	35	33-2	457	13.1
3.	Appalachian St.	28	15-13	359	12.8
4.	Fairleigh Dickinson	28	10-18	353	12.6
5.	Cal Poly	27	13-14	335	12.4
6.	Middle Tenn.	31	20-11	369	11.9
7.	Duke	35	31-4	411	11.7
8.	Howard	29	14-15	339	11.7
9.	Delaware St.	30	21-9	348	11.6
10.	Georgia	32	23-9	371	11.6
11.	Davidson	29	17-12	336	11.6
12.	Northwestern St.	27	11-16	311	11.5
13.	Sacred Heart	31	26-5	356	11.5
14.	Miami (Fla.)	30	17-13	344	11.5
15.	Ill.-Chicago	30	16-14	340	11.3
16.	Jackson St.	31	17-14	350	11.3
17.	Brown	28	18-10	315	11.3
18.	Kent St.	30	21-9	335	11.2
19.	Portland St.	28	12-16	311	11.1
20.	Texas A&M	32	23-9	353	11.0
21.	Mississippi	31	17-14	341	11.0
	Norfolk St.	28	8-20	308	11.0
	Rhode Island	28	8-20	308	11.0
24.	UNC Greensboro	30	18-12	329	11.0
25.	South Carolina St.	28	13-15	307	11.0
26.	Wis.-Green Bay	30	23-7	328	10.9
27.	Coastal Caro.	28	18-10	304	10.9
28.	Louisiana Tech	31	26-5	336	10.8
29.	Delaware	30	22-8	325	10.8
	Nevada	30	13-17	325	10.8
31.	LSU	35	31-4	379	10.8
32.	Texas Southern	27	5-22	292	10.8
33.	Oral Roberts	28	16-12	301	10.8

Won-Lost Percentage

Rk	Name	W	L	Pct
1.	North Carolina	33	2	94.3
2.	Ohio St.	29	3	90.6
3.	Bowling Green	28	3	90.3
4.	Maryland	34	4	89.5
5.	Duke	31	4	88.6
	LSU	31	4	88.6
7.	Hartford	27	4	87.1

Rk	Name	W	L	Pct
	Chattanooga	27	4	87.1
9.	Connecticut	32	5	86.5
10.	Tennessee	31	5	86.1
	Oklahoma	31	5	86.1
12.	Rutgers	27	5	84.4
13.	Sacred Heart	26	5	83.9
	Louisiana Tech	26	5	83.9
15.	Indiana St.	27	6	81.8
16.	Brigham Young	26	6	81.3
	Tulsa	26	6	81.3
18.	Liberty	25	6	80.6
19.	Western Ky.	27	7	79.4
	Utah	27	7	79.4
	DePaul	27	7	79.4
22.	Purdue	26	7	78.8
	Baylor	26	7	78.8
24.	Arizona St.	25	7	78.1
25.	James Madison	24	7	77.4
26.	Dartmouth	23	7	76.7
	Western Ill.	23	7	76.7
	Wis.-Green Bay	23	7	76.7
	Marist	23	7	76.7
30.	Stanford	26	8	76.5

Rk	Name	GM	W-L	FT	FTA	FT%
3.	Georgia	32	23-9	442	566	78.1
4.	Colorado St.	29	9-20	401	524	76.5
5.	Vanderbilt	32	21-11	406	531	76.5
6.	Idaho St.	30	17-13	496	649	76.4
7.	Santa Clara	31	19-12	403	529	76.2
8.	Boston College	33	21-12	433	569	76.1
9.	Montana St.	26	3-23	368	484	76.0
10.	Iowa	29	17-12	447	588	76.0
11.	Michigan St.	34	24-10	379	500	75.8
12.	Penn St.	29	13-16	463	611	75.8
13.	Lamar	27	11-16	416	549	75.8
14.	Murray St.	28	11-17	357	472	75.6
15.	Eastern Ill.	29	10-19	481	636	75.6
16.	Tulsa	32	26-6	510	675	75.6
17.	Loyola (Ill.)	29	4-25	361	478	75.5
18.	Montana	28	21-7	422	559	75.5
19.	Furman	30	10-20	428	567	75.5
20.	Samford	29	21-8	444	591	75.1
21.	Ohio	29	9-20	486	647	75.1
22.	Miami (Fla.)	30	17-13	437	583	75.0
23.	Oregon	29	14-15	344	459	74.9
24.	Florida	30	21-9	445	594	74.9
25.	Siena	28	11-17	372	497	74.8
26.	New Mexico	32	22-10	493	660	74.7
27.	Air Force	28	13-15	357	478	74.7
28.	Maryland	38	34-4	690	924	74.7
29.	Tulane	27	15-12	391	527	74.2
30.	Maine	29	10-19	412	556	74.1
31.	Colorado	30	9-21	490	662	74.0
32.	Tennessee	36	31-5	589	796	74.0
33.	Sacramento St.	26	9-17	318	430	74.0

Three-Point Field-Goal Percentage

Minimum 4.0 3FG Made Per Game

Rk	Name	GM	W-L	3FG	3FGA	3FG%
1.	Maryland	38	34-4	216	540	40.0
2.	Stanford	34	26-8	241	609	39.6
3.	Dartmouth	30	23-7	187	473	39.5
4.	Butler	29	15-14	223	567	39.3
5.	Georgia	32	23-9	228	581	39.2
6.	Duke	35	31-4	212	542	39.1
7.	La Salle	28	11-17	166	425	39.1
8.	Tennessee	36	31-5	220	565	38.9
9.	Vanderbilt	32	21-11	187	481	38.9
10.	Colorado St.	29	9-20	141	363	38.8
11.	East Tenn. St.	28	18-10	167	431	38.7
12.	Ohio St.	32	29-3	154	398	38.7
13.	Furman	30	10-20	164	430	38.1
14.	Santa Clara	31	19-12	263	695	37.8
15.	Canisius	29	18-11	191	506	37.7
16.	Oregon	29	14-15	174	465	37.4
17.	Chattanooga	31	27-4	251	673	37.3
18.	Ohio	29	9-20	154	414	37.2
19.	Indiana St.	33	27-6	200	538	37.2
20.	Tulsa	32	26-6	149	401	37.2
21.	Cornell	27	8-19	151	407	37.1
22.	Navy	28	14-14	177	479	37.0
23.	New Mexico	32	22-10	190	515	36.9
24.	Duquesne	30	13-17	177	481	36.8
25.	Samford	29	21-8	182	495	36.8
26.	UCLA	32	21-11	161	440	36.6
27.	Valparaiso	29	16-13	165	451	36.6
28.	Middle Tenn.	31	20-11	180	493	36.5
29.	Minnesota	29	19-10	166	455	36.5
30.	North Carolina	35	33-2	248	682	36.4

Field-Goal Percentage

Rk	Name	GM	W-L	FGM	FGA	FG%
1.	Duke	35	31-4	1,125	2,259	49.8
2.	Ohio St.	32	29-3	904	1,836	49.2
3.	LSU	35	31-4	1,020	2,090	48.8
4.	Vanderbilt	32	21-11	823	1,718	47.9
5.	Maryland	38	34-4	1,130	2,363	47.8
6.	Connecticut	37	32-5	1,013	2,134	47.5
7.	Oklahoma	36	31-5	1,029	2,180	47.2
8.	Tennessee	36	31-5	1,005	2,133	47.1
9.	North Carolina	35	33-2	1,041	2,216	47.0
10.	Boston College	33	21-12	850	1,810	47.0
11.	Georgia	32	23-9	942	2,013	46.8
12.	Stanford	34	26-8	999	2,137	46.7
13.	Old Dominion	31	22-9	876	1,892	46.3
14.	Princeton	28	21-7	699	1,515	46.1
15.	Chattanooga	31	27-4	854	1,853	46.1
16.	Iowa	29	17-12	754	1,655	45.6
17.	Arizona St.	32	25-7	839	1,843	45.5
18.	UCLA	32	21-11	943	2,072	45.5
19.	Rutgers	32	27-5	775	1,713	45.2
20.	Indiana St.	33	27-6	917	2,028	45.2
21.	West Virginia	31	15-16	760	1,688	45.0
22.	South Carolina	29	17-12	768	1,706	45.0
23.	Middle Tenn.	31	20-11	839	1,864	45.0
24.	Wis.-Green Bay	30	23-7	776	1,727	44.9
25.	Temple	32	24-8	798	1,778	44.9
26.	Wis.-Milwaukee	31	22-9	756	1,693	44.7
27.	DePaul	34	27-7	974	2,202	44.2
28.	Virginia Tech	31	21-10	815	1,843	44.2
29.	Auburn	29	14-15	696	1,576	44.2
30.	Western Ky.	34	27-7	899	2,037	44.1
31.	Louisville	29	19-10	748	1,696	44.1
32.	Fresno St.	32	24-8	844	1,916	44.1

Free-Throw Percentage

Rk	Name	GM	W-L	FT	FTA	FT%
1.	Missouri St.	32	17-15	440	555	79.3
2.	UNL	30	19-11	394	501	78.6

2006 Division I Team Game Highs

Points

Minimum 110 Points

Rk	Name	vs. Opponent	Game Date	PTS
1.	South Fla.	P.R.-Mayaguez	12/19/2005	121
2.	Duke	San Diego	12/30/2005	119
3.	Maryland	Appalachian St.	12/1/2005	118
4.	Oral Roberts	Lamar	11/26/2005	111
5.	Duke	Ball St.	12/19/2005	110
	Duke	Arkansas St.	11/26/2005	110
	Duke	Fairfield	11/22/2005	110
	Mississippi	Rice	11/18/2005	110

Field-Goal Percentage

Minimum 64.0%

Rk	Name	vs. Opponent	Game Date	FGM	FGA	FG%
1.	Boston College	Niagara	12/21/2005	42	58	72.4
2.	LSU	N.C. A&T	1/1/2006	39	56	69.6
3.	Buffalo	Northeastern	12/18/2005	33	48	68.8
4.	South Fla.	P.R.-Mayaguez	12/19/2005	48	70	68.6
5.	Duke	Arkansas St.	11/25/2005	45	66	68.2
6.	Wis.-Green Bay	Lewis	12/17/2005	38	58	65.5
7.	Ohio St.	Iowa	2/12/2006	34	52	65.4
	Eastern Ill.	Tennessee St.	12/10/2005	34	52	65.4

Rk	Name	vs. Opponent	Game Date	FGM	FGA	FG%
9.	Maryland	Siena	11/18/2005	41	63	65.1
10.	California	South Carolina St.	12/10/2005	39	60	65.0
11.	Ohio St.	Nicholls St.	11/26/2005	37	57	64.9
12.	Rutgers	Bethune-Cookman	11/29/2005	29	45	64.4
13.	Duke	San Diego	12/30/2005	45	70	64.3

Three-Point Field-Goal Percentage

Minimum 10 Made & 65%

Rk	Name	vs. Opponent	Game Date	3FGM	3FGA	3FG%
1.	East Tenn. St.	North Fla.	2/11/2006	15	20	75.0
2.	UC Irvine	UC Santa Barb.	2/16/2006	11	15	73.3
	Dartmouth	Brown	1/27/2006	11	15	73.3
	Tennessee	Princeton	12/20/2005	11	15	73.3
	Loyola Marymount	Long Beach St.	12/17/2005	11	15	73.3
6.	Indiana	Purdue	02/19/2006	10	14	71.4
7.	Buffalo	Ohio	2/21/2006	12	17	70.6
	Wis.-Green Bay	Lewis	12/17/2005	12	17	70.6
9.	Weber St.	Portland St.	01/19/2006	16	23	69.6
10.	Illinois	Wisconsin	01/15/2006	11	16	68.8
	Kent St.	St. Bonaventure	12/10/2005	11	16	68.8
12.	Montana	Idaho St.	2/4/2006	16	24	66.7
	Long Beach St.	Cal St. Northridge	1/15/2006	10	15	66.7
	Arizona St.	Mississippi St.	11/26/2005	10	15	66.7

Free-Throw Percentage

Minimum 15 Made and 95%

Rk	Name	vs. Opponent	Game Date	FTM	FTA	FT%
1.	Duquesne	Rhode Island	1/22/2006	21	21	100.0

Attendance

Minimum 16,000

Rk	Team	Score	vs. Opponent	Opp Score	Game Date	Site, City	Att
1.	Connecticut	80	Tennessee	89	1/7/2006	Thompson-Boling Arena, Knoxville	24,653
2.	Tennessee	93	Florida	95	2/26/2006	Thompson-Boling Arena, Knoxville	20,790
3.	Tennessee	69	LSU	72	2/9/2006	Thompson-Boling Arena, Knoxville	19,576
4.	Maryland	78	Duke	75	4/4/2006	TD Banknorth Garden, Boston	18,642
	North Carolina	70	Maryland	81	4/2/2006	TD Banknorth Garden, Boston	18,642
	LSU	45	Duke	64	4/2/2006	TD Banknorth Garden, Boston	18,642
7.	Tennessee	70	Vanderbilt	67	2/12/2006	Thompson-Boling Arena, Knoxville	17,152
8.	New Mexico	60	UNLV	47	1/28/2006	University Arena, Albuquerque	17,057
9.	Alabama	54	Tennessee	89	1/29/2006	Thompson-Boling Arena, Knoxville	16,799
10.	Maryland	68		86	1/8/2006	Comcast Center, College Park	16,097
11.	New Mexico	74	Brigham Young	49	3/4/2006	University Arena, Albuquerque	15,119
12.	Connecticut	51	LSU	48	1/16/2006	Hartford Civic Center, Hartford	15,105
13.	Texas Tech	59	Oklahoma	60	3/1/2006	United Spirit Arena, Lubbock	15,050
14.	Wisconsin	67	Minnesota	61	2/19/2006	Kohl Center, Madison	14,697
15.	LSU	76	Texas Tech	68	11/13/2005	United Spirit Arena, Lubbock	14,641

Winning Streak

Minimum 5

Rk	Team	Next Opponent	Next Game Date	Streak
1.	Maryland	2005-06 Opener	11/20/2006	6
2.	Kansas St.	2005-06 Opener	11/20/2006	5

Winning Streaks That Ended in 2005-06

Minimum 10

Rk	Team	Team Lost To	Date Lost	Score	Streak
1.	Baylor	at Missouri	1/4/2006	61-64	30
1.	Chattanooga	Kentucky	3/18/2006	59-69	26
1.	North Carolina	vs Maryland	2/9/2006	95-98	22
2.	Coppin St.	Connecticut	3/19/2006	54-77	21
1.	Duke	vs North Carolina	1/29/2006	70-74	20
1.	Ohio St.	Boston College	3/21/2006	69-79	20
3.	Bowling Green	UCLA	3/19/2006	61-74	19
1.	Oklahoma	Stanford	3/25/2006	74-88	19
2.	Indiana St.	at Missouri St.	2/17/2006	46-76	18
1.	Tennessee	at Duke	1/23/2006	53-75	18

Rk	Name	vs. Opponent	Game Date	FTM	FTA	FT%
	Charlotte	UNC Wilmington	12/2/2005	18	18	100.0
3.	Pepperdine	San Diego	1/8/2006	26	27	96.3
4.	Murray St.	Southeast Mo. St.	01/07/2006	23	24	95.8
	Lamar	Wiley	11/30/2005	23	24	95.8
6.	Georgia	Tennessee	03/04/2006	20	21	95.2
	Clemson	Wake Forest	01/15/2006	20	21	95.2
	Holy Cross	Massachusetts	11/20/2005	20	21	95.2
9.	Montana	Northern Ariz.	01/19/2006	19	20	95.0
	Tennessee	Georgia	01/12/2006	19	20	95.0

Three-Point Field Goals Made

Minimum 15

Rk	Name	vs. Opponent	Game Date	3FG
1.	Drexel	Northeastern	2/17/2006	18
	Santa Clara	Portland	1/08/2006	18
3.	Wake Forest	Clemson	2/12/2006	16
	Montana	Idaho St.	2/4/2006	16
	Wis.-Green Bay	Cleveland St.	1/26/2006	16
	Weber St.	Portland St.	1/19/2006	16
	South Ala.	Troy	1/7/2006	16
8.	Northern Ill.	Western Mich.	2/26/2006	15
	East Tenn. St.	North Fla.	2/11/2006	15
	Oregon	Arizona	2/9/2006	15
	Oral Roberts	Southern Utah	1/4/2006	15
	Santa Clara	UCF	11/28/2005	15
	Kansas St.	Santa Clara	11/26/2005	15
	North Carolina St.	Iowa St.	11/25/2005	15

Rk	Team	Team Lost To	Date Lost	Score	Streak
3.	Old Dominion	at James Madison	3/2/2006	68-75	16
2.	Hartford	at Stony Brook	2/22/2006	54-67	15
6.	Louisiana Tech	Florida St.	3/18/2006	71-80	15
7.	Liberty	at DePaul	3/18/2006	43-68	14
4.	Purdue	at Iowa	2/2/2006	71-77	13
6.	Rutgers	West Virginia	3/6/2006	40-56	13
6.	Western Ky.	at Middle Tenn.	3/7/2006	73-84	13
4.	Kansas	at Nebraska	1/7/2006	61-73	12
5.	Marist	at St. Peter's	1/22/2006	74-84	12
6.	Southeast Mo. St.	vs. Samford	2/23/2006	53-57	12
3.	Virginia Tech	at North Carolina St.	1/2/2006	44-65	12
8.	Wis.-Milwaukee	Michigan St.	3/18/2006	46-65	12
4.	Brigham Young	vs. Utah	2/8/2006	52-70	11
5.	Florida	at Georgia	1/8/2006	70-89	11
1.	North Carolina	Maryland	4/2/2006	70-81	11
4.	Wis.-Green Bay	vs. Wis.-Milwaukee	2/4/2006	67-69	11
11.	Arizona St.	UCLA	3/5/2006	59-60	11
8.	Belmont	at North Fla.	2/23/2006	50-58	10
9.	Charlotte	at Richmond	2/17/2006	64-82	10
7.	Maryland	vs. Duke	1/8/2006	68-86	10
6.	Sacred Heart	at Long Island	1/30/2006	63-68	10
9.	Sacred Heart	Maryland	3/19/2006	54-95	10
7.	Texas A&M	at Texas Tech	1/7/2006	55-56	10
6.	Western Ill.	vs. Oral Roberts	1/28/2006	37-47	10

2006 Division II Individual Leaders

Points Per Game

Rk	Name, Team	Cl	G	FGM	3FG	FT	PTS	PPG
1.	Jennifer Harris, Washburn	Sr.	33	295	57	150	797	24.2
2.	Nicole Woods, Belmont Abbey	Sr.	28	194	46	242	676	24.1
3.	LaShonda Chiles, Anderson (S.C.)	Jr.	32	271	88	132	762	23.8
4.	Michelle Stueve, Emporia St.	So.	33	259	98	161	777	23.5
5.	Lindsey Dietz, Minn. Duluth	Sr.	22	180	16	133	509	23.1
6.	Erika Quigley, St. Cloud St.	Jr.	34	309	2	136	756	22.2
7.	Leora Juster, UC San Diego	Jr.	28	210	31	165	616	22.0
8.	Tai Ellis, West Ga.	Sr.	29	223	68	111	625	21.6
9.	Emily Brister, West Tex. A&M	Fr.	32	205	70	196	676	21.1
10.	Caronica Randle, Central Ark.	Jr.	28	189	31	179	588	21.0
11.	Stephanie Mullinax, Lees-McRae	So.	26	204	5	126	539	20.7
12.	Ashley Reed, Fairmont St.	Sr.	29	193	116	92	594	20.5
13.	Diana Lopez, Regis (Colo.)	Jr.	32	216	113	104	649	20.3
14.	Beth Layton, St. Martin's	Sr.	27	173	77	124	547	20.3
15.	Dorothy Bowen, St. Paul's	Sr.	27	189	18	148	544	20.1
16.	Jenna Washington, Humboldt St.	Sr.	28	215	1	124	555	19.8
17.	Tanetra Barrett, Wingate	Jr.	32	231	12	158	632	19.8
18.	Celeste Trahan, Elizabeth City St.	So.	25	183	3	118	487	19.5
19.	Rebecca Kielinski, Alas. Anchorage	Fr.	27	194	2	133	523	19.4
20.	Jennine Sauter, UC-Colo. Spgs.	Sr.	28	200	44	98	542	19.4
21.	Amber Simmons, Cal St. Chico	So.	32	244	3	114	605	18.9
22.	Lisa Lee, Charleston (W.V.)	Sr.	34	250	1	141	642	18.9
23.	Becky Marquardt-King, Lake Superior St.	Sr.	29	202	1	139	544	18.8
24.	Tiana Bryant, Eastern N.M.	Sr.	28	207	29	74	517	18.5
25.	Cassie King, N.C. Central	Jr.	30	198	0	155	551	18.4
26.	Kristi Ferris, Mars Hill	Sr.	28	185	55	89	514	18.4
27.	Margaret Wimbish, Texas Woman's	Jr.	27	169	20	136	494	18.3
28.	Meg Abele, Philadelphia U.	Jr.	29	179	74	96	528	18.2
29.	Deidra Langston, Anderson (S.C.)	Jr.	31	203	1	157	564	18.2
30.	Alisha Collins, Stonehill	Jr.	31	197	18	151	563	18.2
	Lauren Westerman, Colorado St.-Pueblo	Sr.	31	200	7	156	563	18.2
32.	Sarah Setcavage, Wheeling Jesuit	Sr.	30	188	0	168	544	18.1
33.	Tameka Blue, Cal St. Dom. Hills	Sr.	26	162	31	111	466	17.9
34.	Amber Rall, Ashland	Jr.	32	218	17	115	568	17.8
35.	Shanna Oaddams, Shippensburg	Jr.	27	195	0	89	479	17.7
36.	Kim Nakamura, Alderson-Broaddus	Jr.	25	157	38	91	443	17.7
37.	Karl Score, Minn.-Crookston	Jr.	28	173	14	133	493	17.6
38.	Shelby Rance, Phila. Sciences	Jr.	31	188	41	128	545	17.6
39.	Toni Jones, Goldey-Beacom	Jr.	28	209	5	67	490	17.5
40.	Michelle Gibson, West Fla.	Sr.	30	200	55	68	523	17.4
41.	Rachel Redick, Glenville St.	Jr.	33	194	101	85	574	17.4
42.	Karna Plaine, Minn.-Crookston	Sr.	28	171	17	127	486	17.4
43.	Danielle Murphy, N.M. Highlands	Sr.	26	155	39	102	451	17.3
44.	Allyson Swailes, Bowie St.	So.	29	175	2	150	502	17.3
45.	Sharmion Selman, American Int'l	Sr.	33	237	0	96	570	17.3
46.	Leah Shumoski, Phila. Sciences	Sr.	31	198	0	139	535	17.3
47.	Gwendolyn Page, Cal St. Stanislaus	So.	27	155	0	154	464	17.2
48.	Joelle Martin, Merrimack	Sr.	30	181	40	112	514	17.1
49.	Nakia' Dunn, Kentucky St.	Sr.	24	133	3	141	410	17.1
50.	LaWanna Leon, GC&SU	Sr.	31	212	1	104	529	17.1

Rebounds Per Game

Rk	Name, Team	Cl	G	REB	RPG
1.	Celeste Trahan, Elizabeth City St.	So.	25	365	14.6
2.	Keauna Vinson, Barton	Sr.	31	413	13.3
3.	Denae Dobbins, Glenville St.	So.	33	427	12.9
4.	Erika Quigley, St. Cloud St.	Jr.	34	430	12.6
5.	Allyson Swailes, Bowie St.	So.	29	345	11.9
6.	Christy Yusuf, Benedict	Jr.	29	328	11.3
7.	Alisha Ferguson, Philadelphia U.	Jr.	25	280	11.2
8.	Yakeeshia Ross, S.C. Upstate	Sr.	30	316	10.5
9.	Megan Bauer, Holy Family	Jr.	32	337	10.5
10.	Bianca Burton, Stillman	So.	29	305	10.5
11.	Melissa Nafzger, West Fla.	Sr.	29	304	10.5
12.	Teneal Boone, Mount Olive	Sr.	28	292	10.4
13.	Shannon Jones, Lenoir-Rhyne	Sr.	28	289	10.3
14.	Tadj Williams, Post	Jr.	27	278	10.3
15.	Rochelle Bodie, Johnson C. Smith	So.	31	318	10.3
16.	Denise Wilson, Lees-McRae	Fr.	23	235	10.2
17.	Michelle Lieber, Mont. St.-Billings	Jr.	27	275	10.2
18.	Shanna Oaddams, Shippensburg	Jr.	27	274	10.1
19.	Kim Nowakowski, California (Pa.)	So.	31	313	10.1
20.	Aldrany Peak, Albany St. (Ga.)	So.	28	278	9.9
21.	Rebecca Kielinski, Alas. Anchorage	Fr.	27	267	9.9
22.	Markeisha Wigent, Mercy	Sr.	25	246	9.8
23.	Jessica Uhrich, Mansfield	Jr.	28	273	9.8



Seeing Brittany Kroon (right) around the basketball was a familiar sight to Seattle Pacific opponents last year. The 6-4 center averaged 4.1 blocked shots a game last season.

Photo by Stephen Nowland/NCAA Photos

Rk	Name, Team	Cl	G	REB	RPG
24.	Charde Floyd, Assumption	So.	29	281	9.7
25.	Kaneetha Gordon, Armstrong Atlantic	So.	28	270	9.6
26.	Christa Hammel, Upper Iowa	So.	25	239	9.6
27.	Alisha Cade, Rockhurst	Sr.	27	258	9.6
28.	Carli Grant, Seattle Pacific	Sr.	30	286	9.5
29.	Alicia Saunders, West Tex. A&M	Jr.	32	305	9.5
30.	Danielle Norman, Felician	So.	25	238	9.5
31.	Kari Score, Minn.-Crookston	Jr.	28	266	9.5
32.	Megan Osmer, Lynn	Sr.	28	265	9.5
33.	Kali Briggs, Saginaw Valley	So.	25	235	9.4
34.	Leah Shumoski, Phila. Sciences	Sr.	31	291	9.4
35.	Nina Kuleff, Okla. Panhandle	Fr.	29	272	9.4
36.	Angelina Jimenez, Bridgeport	Jr.	28	262	9.4
37.	Amber Simmons, Cal St. Chico	So.	32	298	9.3
38.	Stephany Neptune, Tusculum	Fr.	28	260	9.3
39.	Sarah Setcavage, Wheeling Jesuit	Sr.	30	278	9.3
40.	Jennetta Smith, Bluefield St.	Jr.	26	240	9.2
41.	Pam Karagiorgios, Concordia (N.Y.)	Sr.	27	249	9.2
	Kim Rowley, Goldey-Beacom	Jr.	27	249	9.2
43.	Michelle Osier, UC San Diego	Fr.	28	257	9.2
44.	Ashley Webster, Philadelphia U.	So.	29	266	9.2
45.	Dorothy Bowen, St. Paul's	Sr.	27	247	9.1
46.	Erica Woodard, Tampa	So.	31	281	9.1
47.	Cassie King, N.C. Central	Jr.	30	271	9.0
48.	Sharmion Selman, American Int'l	Sr.	33	296	9.0
	Michelle Stueve, Emporia St.	So.	33	296	9.0
50.	Marquita Fenn, St. Leo	So.	27	242	9.0
	Katherine Maples, Midwestern St.	Sr.	27	242	9.0

Blocked Shots Per Game

Rk	Name, Team	Cl	G	BLKS	BKPG
1.	Alicia Saunders, West Tex. A&M	Jr.	32	134	4.2
2.	Brittney Kroon, Seattle Pacific	Sr.	29	119	4.1
3.	Aisha Brown, Stillman	Jr.	27	101	3.7
4.	Megan Bauer, Holy Family	Jr.	32	119	3.7
5.	Denae Dobbins, Glenville St.	So.	33	122	3.7
6.	Shaneisha Walton, Tampa	So.	31	105	3.4
7.	Erika Quigley, St. Cloud St.	Jr.	34	105	3.1
8.	Melissa Nafzger, West Fla.	Sr.	29	89	3.1
9.	Shavone Mack, Francis Marion	So.	29	86	3.0
10.	Juile Richards, UC-Colo. Spgs.	Sr.	26	75	2.9
11.	Jen Nnana, American Int'l	So.	26	70	2.7
	Jamika Rehm, Millersville	Fr.	26	70	2.7
13.	Joneatta Brown, Cameron	Sr.	27	71	2.6
14.	Agnes Michalow, Edinboro	Jr.	31	81	2.6
15.	Emily Paffrath, Wingate	Jr.	32	83	2.6

Rk	Name, Team	Cl	G	BLKS	BKPG
16.	Inga Buzoka, Mo. Western St.	Jr.	28	71	2.5
17.	Molly Kiger, Fairmont St.	Fr.	29	73	2.5
18.	Jenna Washington, Humboldt St.	Sr.	28	68	2.4
19.	Ashley Holiday, Augustana (S.D.)	So.	31	75	2.4
20.	Jennifer DiChiara, C.W. Post	So.	30	68	2.3
21.	Eva Vadrakova, Augusta St.	Sr.	27	61	2.3
22.	Yakeeshia Ross, S.C. Upstate	Sr.	30	67	2.2
23.	Christy Yusuf, Benedict	Jr.	29	62	2.1
24.	Jennifer Martin, Mo.-St. Louis	Jr.	28	59	2.1
25.	Petra Kulhankova, St. Rose	Sr.	32	67	2.1
26.	Bernetra Grayer, Saginaw Valley	Jr.	27	56	2.1
27.	Felicia Gibbs, Virginia St.	Sr.	28	58	2.1
28.	Natasha Gray, Benedict	Jr.	28	57	2.0
29.	April Johnson, St. Andrews	So.	28	56	2.0
	Jessie Loring, Cal St. Bakersfield	Jr.	28	56	2.0
31.	Celeste Trahan, Elizabeth City St.	So.	25	49	2.0
32.	Shonelle Downer, Francis Marion	So.	29	56	1.9
33.	Briana Hinga, UC San Diego	So.	27	52	1.9
34.	Megan Urban, Assumption	So.	29	55	1.9
35.	Kelsey Simonds, Stonehill	Fr.	28	53	1.9
36.	Rebecca Kielpinski, Alas. Anchorage	Fr.	27	51	1.9
	Kim Strickland, Shippensburg	Sr.	27	51	1.9
38.	Mercedes Van Wagner, Kutztown	So.	28	52	1.9
39.	Laura Harkins, Shepherd	So.	27	50	1.9
	Tanya Petersen, Mont. St.-Billings	Sr.	27	50	1.9
41.	Ashley Gronewoller, Colorado Mines	Sr.	30	55	1.8
42.	Katie Koestner, St. Leo	Fr.	24	43	1.8
43.	Teneal Boone, Mount Olive	Sr.	28	50	1.8
44.	Shameka Lee, Lock Haven	Jr.	6-0	46	1.8
45.	Shantae Barnes, Bloomfield	So.	23	39	1.7
46.	Bianca Burton, Stillman	So.	29	49	1.7
47.	Shelcey Harp, Clayton St.	Sr.	31	52	1.7
48.	Noelle Hall, Northern St.	So.	32	53	1.7
49.	Margaret Wimbish, Texas Woman's	Jr.	27	44	1.6
50.	Ashley Rossi, Dominican (N.Y.)	Sr.	32	52	1.6
51.	Brittany Marion, Miles	So.	29	47	1.6
	Christina Wright, Fla. Southern	Jr.	29	47	1.6

Steals Per Game

Rk	Name, Team	Cl	G	ST	STPG
1.	Emily Brister, West Tex. A&M	Fr.	32	132	4.1
2.	Shekiya Tarpinkins, Fort Valley St.	So.	31	123	4.0
3.	Deanna Price, Elizabeth City St.	Jr.	28	105	3.8
4.	Sharon Wiles, Clayton St.	Jr.	31	113	3.6
5.	Tamara Clay, Pfeiffer	Jr.	29	105	3.6
6.	Diana Lopez, Regis (Colo.)	Jr.	32	114	3.6
7.	Natasha Gray, Benedict	Jr.	28	95	3.4
8.	Katie Repicky, Wheeling Jesuit	Jr.	32	104	3.3
9.	Sarah Van Horn, West Va. Wesleyan	Fr.	29	94	3.2
10.	Mandi Johnson, Lake Superior St.	Jr.	29	92	3.2
11.	Callie Iorfido, Edinboro	Sr.	30	95	3.2
	Joelle Martin, Merrimack	Sr.	30	95	3.2
13.	Natassia Boucicault, Shaw	Sr.	34	107	3.1
14.	Tia Lafferty, Alderson-Broaddus	Sr.	24	75	3.1
15.	Mary Lepore, Adelphi	So.	26	81	3.1
	Tiffany Mitchell, Fayetteville St.	Sr.	26	81	3.1
17.	Michelle Osier, UC San Diego	Fr.	28	87	3.1
18.	Crystal Andrews, Pitt-Johnstown	Fr.	26	80	3.1
	Prinsha Williams, Clark Atlanta	Fr.	26	80	3.1
20.	Sheena Howard, NYIT	Sr.	28	86	3.1
21.	Jesse Dlabola, Pace	Sr.	29	89	3.1
	Kanani Marshall, Tex. A&M-Commerce	Jr.	29	89	3.1
23.	Shante Glenn, Lewis	Sr.	30	91	3.0
24.	Keauna Vinson, Barton	Sr.	31	94	3.0
25.	NaTasha Lyons, St. Augustine's	Sr.	29	87	3.0
	Stephanie Sauter, UC-Colo. Spgs.	So.	28	84	3.0
27.	Mikeshia Jackson, Miles	Sr.	29	86	3.0
28.	Maribeth Martinez, UC-Colo. Spgs.	Sr.	28	82	2.9
29.	Molly Carter, Drury	So.	33	96	2.9
	Jennifer Harris, Washburn	Sr.	33	96	2.9
31.	Jayeneca Bailey, Millersville	Sr.	29	84	2.9
32.	Marjorie Prado, Post	Fr.	28	81	2.9
33.	Chantal Murray, Paine	So.	31	89	2.9
34.	Porschia Holmes, N.C. Central	Sr.	30	86	2.9
35.	Ashley Webster, Philadelphia U.	So.	29	83	2.9
36.	Alicia Durham, Armstrong Atlantic	Sr.	28	79	2.8
37.	Allison Krischer, Pitt-Johnstown	Jr.	27	76	2.8
	Tadj Williams, Post	Jr.	27	76	2.8
39.	Denequia Parrish, St. Leo	So.	26	73	2.8
40.	Deanna Jennings, LeMoyne-Owen	Jr.	29	81	2.8
41.	Nicole Trawick, Bluefield St.	Fr.	27	75	2.8
42.	Tiffany Davis, Mo. Western St.	Jr.	28	76	2.7

Rk	Name, Team	Cl	G	ST	STPG
43.	Megan Storck, California (Pa.)	Sr.	31	84	2.7
44.	Jennifer Lopez, Cal St. Monterey Bay	Fr.	27	73	2.7
45.	Danielle Murphy, N.M. Highlands	Sr.	26	70	2.7
46.	Tiffannie Wolfe, Lincoln (Mo.)	So.	19	51	2.7
47.	Tameron Armbrister, Eckerd	So.	28	75	2.7
	Amy Lawson, Bemidji St.	So.	28	75	2.7
	Kelli Nelson, Northwest Mo. St.	So.	28	75	2.7
	Jade Williams, Lynn	Fr.	28	75	2.7

Assists Per Game

Rk	Name, Team	Cl	G	AST	APG
1.	Brooke Underwood, Tusculum	Jr.	28	246	8.8
2.	Callie Iorfido, Edinboro	Sr.	30	249	8.3
3.	Melissa Woods, Erskine	Sr.	28	198	7.1
4.	Jennifer Brock, West Tex. A&M	Sr.	32	222	6.9
5.	Meghan Woster, South Dakota	Sr.	28	194	6.9
6.	Tiffany Davis, Mo. Western St.	Jr.	28	190	6.8
7.	Deanna Price, Elizabeth City St.	Jr.	28	176	6.3
8.	Jenna Eckleberry, Fairmont St.	Jr.	29	180	6.2
9.	Krista Arase, Cal St. Bakersfield	Fr.	28	172	6.1
10.	Amber McFeely, Slippery Rock	Sr.	28	169	6.0
11.	Keona Corley, Mount Olive	So.	28	165	5.9
12.	Melissa DeVore, Limestone	Sr.	29	170	5.9
13.	Megan Storck, California (Pa.)	Sr.	31	179	5.8
14.	Amy Lawson, Bemidji St.	So.	28	160	5.7
15.	Sascha Hansen, St. Cloud St.	Sr.	33	188	5.7
16.	Rashida Wilson, Tex. A&M-Commerce	Jr.	29	164	5.7
17.	Erika Stupinski, Stonehill	So.	31	173	5.6
18.	Kristal Robeson, Texas Woman's	So.	22	120	5.5
19.	Tracey Lightfoot, UNC Pembroke	Sr.	28	152	5.4
20.	Jayeneca Bailey, Millersville	Sr.	29	156	5.4
21.	Tay Mathis, Tampa	Jr.	31	166	5.4
	Lisa Perry, West Liberty St.	So.	31	166	5.4
23.	Natassia Boucicault, Shaw	Sr.	34	181	5.3
24.	Katie LaViolette, Concordia-St. Paul	So.	31	165	5.3
25.	Megan Bainbridge, Kutztown	Jr.	28	148	5.3
26.	Tegan Stuart, Emporia St.	Jr.	33	173	5.2
27.	Shannon Kirwan, Bentley	Jr.	33	171	5.2
28.	Porschia Holmes, N.C. Central	Sr.	30	155	5.2
29.	Lauren Gustafson, Wayne St. (Neb.)	Jr.	31	159	5.1
30.	Tameka Blue, Cal St. Dom. Hills	Sr.	26	133	5.1
31.	Jacklyn Tracey, Dominican (N.Y.)	Jr.	32	163	5.1
32.	Jennifer Harris, Washburn	Sr.	33	168	5.1
33.	Kristin Reinhart, Ferris St.	Jr.	28	142	5.1
34.	Sarah Giles, North Greenville	Sr.	29	147	5.1
35.	Ashley Grimm, Clarion	So.	27	136	5.0
	Jenna Schroeder, Saginaw Valley	So.	27	136	5.0
37.	Anna Atkinson, Wingate	Fr.	32	161	5.0
38.	Erica McElroy, Charleston (W.V.)	Jr.	34	169	5.0
39.	Anabel Perdomo, Southern Conn. St.	Sr.	33	163	4.9
40.	Shante Glenn, Lewis	Sr.	30	148	4.9
41.	Christina Baxter, Mercy	Fr.	25	122	4.9
42.	LaShonda Chiles, Anderson (S.C.)	Jr.	32	156	4.9
43.	Amy Mahlum, North Dakota	Sr.	35	170	4.9
44.	Kinsey Tucker, Harding	So.	27	131	4.9
45.	Lashaundra Dubose, Lander	Jr.	27	130	4.8
46.	Stacie Alvarez, Grand Canyon	Sr.	26	124	4.8
47.	Lisa Jellum, Mont. St.-Billings	Sr.	27	128	4.7
	Sarah Leibelt, Concordia (N.Y.)	Sr.	27	128	4.7
49.	Monica Alexander, Newberry	So.	31	146	4.7
50.	Kathleen Gladstone, Le Moyne	Fr.	27	126	4.7
	Stephanie Longdo, Georgian Court	So.	27	126	4.7
	Monica Tokoro, Cal St. L.A.	Sr.	27	126	4.7

Field-Goal Percentage

Rk	Name, Team	Cl	G	FGM	FGA	FG%
1.	Becky Marquardt-King, Lake Superior St.	Sr.	29	202	284	71.1
2.	Michelle Lieber, Mont. St.-Billings	Jr.	27	163	243	67.1
3.	Lindsey Dietz, Minn. Duluth	Sr.	22	180	271	66.4
4.	Sharie Hopkins, Presbyterian	Fr.	24	123	193	63.7
5.	Ashley Langen, North Dakota	So.	34	219	354	61.9
6.	Inga Buzoka, Mo. Western St.	Jr.	28	176	286	61.5
7.	Ashlee Gustin, Fort Hays St.	Jr.	28	172	283	60.8
8.	Catherine Portyrata, Ashland	Jr.	32	168	278	60.4
9.	Tannesia Manley, Western N.M.	Jr.	24	138	230	60.0
10.	Mary Moskal, Lewis	Jr.	30	156	273	57.1
11.	Jessica Albanese, Clarion	So.	27	160	281	56.9
12.	Nikki Wustman, Hillsdale	Jr.	28	153	269	56.9
13.	Shaneisha Walton, Tampa	So.	31	178	314	56.7

Rk	Name, Team	Cl	G	FGM	FGA	FG%
14.	Sarah Van Horn, West Va. Wesleyan.....	Fr.	29	149	264	56.4
15.	Samantha Conner, Pitt.-Johnstown.....	Sr.	27	166	295	56.3
16.	Lisa Lee, Charleston (W.V.).....	Sr.	34	250	445	56.2
17.	Ashley Gronewoller, Colorado Mines.....	Sr.	30	187	334	56.0
18.	Monique Mighty, Concordia (N.Y.).....	Sr.	27	155	277	56.0
19.	Casey Taylor, Glenville St.....	Jr.	33	193	345	55.9
20.	Jessie Loring, Cal St. Bakersfield.....	Jr.	28	157	282	55.7
21.	Megan Bauer, Holy Family.....	Jr.	32	172	309	55.7
22.	Noelle Hall, Northern St.....	So.	32	215	388	55.4
23.	Katie Schrader, Fla. Gulf Coast.....	Jr.	30	157	285	55.1
24.	Allyson Swailes, Bowie St.....	So.	29	175	318	55.0
25.	Danielle Norman, Felician.....	So.	25	143	261	54.8
26.	Shanna Oaddams, Shippensburg.....	Jr.	27	195	356	54.8
27.	Wendy Young, Ark.-Monticello.....	Sr.	27	155	284	54.6
28.	Amanda Newton, Drury.....	Sr.	32	161	295	54.6
29.	Deidra Langston, Anderson (S.C.).....	Jr.	31	203	375	54.1
30.	Jenna Washington, Humboldt St.....	Sr.	28	215	398	54.0
31.	Yakeeshia Ross, S.C. Upstate.....	Sr.	30	201	374	53.7
32.	Kari Score, Minn.-Crookston.....	Jr.	28	173	323	53.6
33.	Lena Kalvans, West Liberty St.....	Jr.	31	170	319	53.3
34.	Tanetra Barrett, Wingate.....	Jr.	32	231	434	53.2
35.	Monica Adams, Limestone.....	So.	29	166	312	53.2
36.	Celeste Trahan, Elizabeth City St.....	So.	25	183	344	53.2
37.	Erika Quigley, St. Cloud St.....	Jr.	34	309	581	53.2
38.	Dominique Lewis, West Chester.....	Jr.	27	173	326	53.1
39.	Lindsey Jones, Mars Hill.....	Sr.	25	162	306	52.9
40.	Rianna Harris, Metro St.....	Jr.	27	137	259	52.9
41.	Ashley Wallace, Pace.....	Jr.	29	145	275	52.7
42.	Arin Andrews, Minn. St. Mankato.....	Sr.	28	149	283	52.7
43.	Denae Dobbins, Glenville St.....	So.	33	212	403	52.6
44.	Amber Simmons, Cal St. Chico.....	So.	32	244	465	52.5
45.	Courtney Clapp, Western Wash.....	Sr.	29	153	292	52.4
46.	Tiffany Vincent, Central Mo. St.....	Sr.	32	191	365	52.3
47.	Rayna Hare, Henderson St.....	Jr.	33	180	344	52.3
48.	Brandi Steinke, Grand Canyon.....	Jr.	24	148	283	52.3
49.	Diana Lopez, Regis (Colo.).....	Jr.	32	216	414	52.2
50.	Christa Hammel, Upper Iowa.....	So.	25	145	278	52.2

Free-Throw Percentage

Rk	Name, Team	Cl	G	FT	FTA	FT%
1.	Kinsey Tucker, Harding.....	So.	27	74	82	90.2
2.	Shannon Francis, St. Cloud St.....	Jr.	32	81	91	89.0
3.	Amber Rutherford, North Ala.....	Fr.	27	128	144	88.9
4.	Katie Crawford, Tarleton St.....	Jr.	29	79	89	88.8
5.	Lindsey Dooley, Ouachita Baptist.....	So.	27	102	115	88.7
6.	Ashley Reed, Fairmont St.....	Sr.	29	92	104	88.5
	Amanda Norris, Indianapolis.....	Jr.	26	69	78	88.5
8.	Lindsey Maple, Central Mo. St.....	So.	32	103	117	88.0
9.	Veronica Lee, West Ala.....	Sr.	29	95	108	88.0
10.	Kelly Calderone, Edinboro.....	Jr.	31	145	165	87.9
11.	Paige Powers, Metro St.....	So.	24	73	84	86.9
	Iva Tomova, Colorado Mines.....	Jr.	29	73	84	86.9
13.	Kerry Lewis, Colorado St.-Pueblo.....	Jr.	31	79	91	86.8
14.	Angela Smith, Bellarmine.....	So.	28	85	98	86.7
15.	Jennifer Knight, St. Edward's.....	Sr.	27	78	90	86.7
16.	Shanika Perkins, Cal Poly Pomona.....	Sr.	27	89	103	86.4
17.	Leora Juster, UC San Diego.....	Jr.	28	165	191	86.4
18.	Whitney Golob, St. Martin's.....	Jr.	27	133	154	86.4
19.	Michelle Vorst, Findlay.....	Sr.	25	124	144	86.1
20.	Caroline Schieve, Wis.-Parkside.....	Sr.	27	98	114	86.0
21.	Stacey Cox, Metro St.....	Fr.	26	71	83	85.5
22.	Brienne Beaschler, Tiffin.....	Sr.	28	128	150	85.3
	Shelby Rance, Phila. Sciences.....	Jr.	31	128	150	85.3
24.	Michelle Stueve, Emporia St.....	So.	33	161	189	85.2
25.	Heather Jacobs, Franklin Pierce.....	Sr.	27	85	100	85.0
26.	Maggie Austin, Queens (N.C.).....	Sr.	24	89	105	84.8
27.	Abby DeBusk, Mars Hill.....	Jr.	28	76	90	84.4
28.	Heather Brown, Eastern N.M.....	Jr.	26	70	83	84.3
29.	Brittany Cooksey, Cameron.....	Sr.	28	102	121	84.3
30.	Karmen Graham, Northern Ky.....	Jr.	31	177	210	84.3
31.	Ashley Langen, North Dakota.....	So.	34	106	126	84.1
32.	Dana Beaven, Bellarmine.....	Fr.	28	82	98	83.7
33.	Denise Lopez, Regis (Colo.).....	Jr.	32	133	159	83.6
34.	Megan Fogle, Shippensburg.....	So.	27	92	110	83.6
35.	Miranda Boepple, Northern St.....	Jr.	32	81	97	83.5
	Amanda Sieja, Michigan Tech.....	Sr.	28	81	97	83.5
37.	Meg Abele, Philadelphia U.....	Jr.	29	96	115	83.5
38.	Tameka Blue, Cal St. Dom. Hills.....	Sr.	26	111	133	83.5
39.	Jade Eckleberry, Wheeling Jesuit.....	Sr.	32	80	96	83.3
	Jenna Thomas, Ark.-Monticello.....	Sr.	28	75	90	83.3
41.	Beth Layton, St. Martin's.....	Sr.	27	124	149	83.2
42.	Britney Brooks, Ohio Valley.....	Fr.	27	128	154	83.1
43.	Jessica Jennings, Sonoma St.....	Sr.	27	83	100	83.0

Rk	Name, Team	Cl	G	FT	FTA	FT%
44.	Kierstan Barbee, Abilene Christian.....	Sr.	24	68	82	82.9
45.	Becca Flanagan, Concord.....	So.	25	91	110	82.7
46.	Jodi Hobbs, Oakland City.....	So.	30	86	104	82.7
47.	Brandi Lewis, Okla. Panhandle.....	Fr.	29	124	150	82.7
48.	Courtney Watts, Mo.-St. Louis.....	So.	28	100	121	82.6
49.	Samantha Conner, Pitt.-Johnstown.....	Sr.	27	71	86	82.6
50.	Kristi Ferris, Mars Hill.....	Sr.	28	89	108	82.4
51.	Joelle Martin, Merrimack.....	Sr.	30	112	136	82.4
	Jennifer Havens, Nova Southeastern.....	Jr.	29	84	102	82.4
	Bee Kyba, Chadron St.....	Sr.	27	70	85	82.4
	Kristin Reinhart, Ferris St.....	Jr.	28	70	85	82.4

Three-Point Field-Goal Percentage

Rk	Name, Team	Cl	G	3FG	3FGA	3FG%
1.	Nicole Gruntorad, Wayne St. (Neb.).....	Sr.	31	69	142	48.6
2.	Michelle Stueve, Emporia St.....	So.	33	98	214	45.8
3.	Diana Lopez, Regis (Colo.).....	Jr.	32	113	248	45.6
4.	Maryellen Onofre, East Stroudsburg.....	Jr.	28	63	142	44.4
5.	Alicia Espigh, Mansfield.....	So.	27	54	123	43.9
6.	Kelly Fay, Humboldt St.....	Sr.	28	71	162	43.8
7.	Jen Conely, Fla. Gulf Coast.....	Jr.	31	79	181	43.6
8.	Sara Bilunes, Northwood.....	Jr.	26	59	138	42.8
9.	Mikeshia Jackson, Miles.....	Sr.	29	62	146	42.5
10.	Erin White, Queens (N.Y.).....	Sr.	28	75	177	42.4
11.	Jessica Liang, Cal St. Dom. Hills.....	So.	26	54	128	42.2
12.	Brittany Fowler, Mesa St.....	So.	27	64	152	42.1
13.	Jessica Russell, Ala.-Huntsville.....	Jr.	27	83	198	41.9
14.	Katie Crawford, Tarleton St.....	Jr.	29	71	170	41.8
15.	Andrea Padelsky, Pace.....	Sr.	29	60	144	41.7
16.	Madeline Richards, Lincoln Memorial.....	Jr.	27	54	130	41.5
17.	Renee Farina, West Liberty St.....	So.	31	110	265	41.5
18.	Jessica Rethman, Rockhurst.....	Sr.	27	56	137	40.9
19.	Paige Powers, Metro St.....	So.	24	62	152	40.8
20.	Sascha Hansen, St. Cloud St.....	Sr.	33	73	180	40.6
21.	Maggie Gernbacher, Bemidji St.....	Jr.	28	75	185	40.5
22.	Jillian Henn, Queens (N.Y.).....	Fr.	24	72	181	39.8
23.	Chelsa Miller, Oakland City.....	Fr.	30	83	209	39.7
24.	Courtney Colmer, Texas Woman's.....	Sr.	28	63	159	39.6
25.	Kelly Killion, Holy Family.....	So.	31	79	200	39.5
26.	Kim Buffum, UC San Diego.....	Jr.	28	62	158	39.2
27.	Brittnee Riney, Angelo St.....	Jr.	31	72	184	39.1
28.	Jessica Ferguson, Concord.....	Sr.	28	93	238	39.1
29.	Lindsey Maple, Central Mo. St.....	So.	32	67	172	39.0
30.	Katie Bright, Davis & Elkins.....	Sr.	28	84	216	38.9
31.	Whitney Robinson, Belmont Abbey.....	Sr.	28	57	147	38.8
32.	Maria Kasza, Northern Mich.....	So.	25	55	142	38.7
33.	Carletta Harrell, Shaw.....	Sr.	34	84	217	38.7
34.	Chassity Martin, Tusculum.....	Jr.	28	70	181	38.7
35.	Kristal Robeson, Texas Woman's.....	So.	22	49	127	38.6
36.	Meghan Welch, Mo. Southern St.....	Fr.	28	57	148	38.5
37.	Ann Belforti, Le Moyne.....	Sr.	28	60	156	38.5
38.	Mandy Wood, Seattle Pacific.....	Sr.	30	79	206	38.3
39.	Meg Abele, Philadelphia U.....	Jr.	29	74	193	38.3
40.	Jenn Carlson, Hillsdale.....	Jr.	28	57	149	38.3
41.	Casey England, Gannon.....	Jr.	28	58	152	38.2
42.	Vanessa Yanez, South Dakota.....	Jr.	28	72	189	38.1
43.	Ashley Reed, Fairmont St.....	Sr.	29	116	305	38.0
44.	Brooke Ubelaker, Washburn.....	Jr.	33	71	189	37.6
45.	Andi McAlexander, Emporia St.....	Sr.	31	74	197	37.6
46.	Ashley Martin, Upper Iowa.....	So.	29	80	213	37.6
47.	Kanani Marshal, Tex. A&M-Commerce.....	Jr.	29	97	260	37.3
48.	Kelly Crimi, Southwest Minn. St.....	Sr.	28	63	169	37.3
49.	Courtney Shields, Montevallo.....	Sr.	27	55	148	37.2
50.	LaShonda Chiles, Anderson (S.C.).....	Jr.	32	88	237	37.1
51.	Candace McGee, Truman.....	So.	28	75	202	37.1

Three-Point Field Goals Per Game

Rk	Name, Team	Cl	G	3FG	3PG
1.	Ashley Reed, Fairmont St.....	Sr.	29	116	4.0
2.	Renee Farina, West Liberty St.....	So.	31	110	3.5
3.	Diana Lopez, Regis (Colo.).....	Jr.	32	113	3.5
4.	Kanani Marshal, Tex. A&M-Commerce.....	Jr.	29	97	3.3
5.	Jessica Ferguson, Concord.....	Sr.	28	93	3.3
6.	Jessica Russell, Ala.-Huntsville.....	Jr.	27	83	3.1
7.	Rachel Redick, Glenville St.....	Jr.	33	101	3.1
8.	Katie Bright, Davis & Elkins.....	Sr.	28	84	3.0
	Ashli Oliver, Tusculum.....	Fr.	28	84	3.0
	Jillian Henn, Queens (N.Y.).....	Fr.	24	72	3.0
11.	Michelle Stueve, Emporia St.....	So.	33	98	3.0
12.	Beth Layton, St. Martin's.....	Sr.	27	77	2.9

Rk	Name, Team	Cl	G	3FG	3PG	Rk	Name, Team	Cl	G	3FG	3PG
13.	Cali Pate, Salem Int'l	Jr.	27	76	2.8	33.	Krystal Pressley, American Int'l	Jr.	34	83	2.4
14.	Shari Walker, Concord	Jr.	28	78	2.8	34.	Kelly McManus, St. Thomas Aquinas	Sr.	28	68	2.4
15.	Chelsa Miller, Oakland City	Fr.	30	83	2.8	35.	Anita Owens, Erskine	Sr.	29	70	2.4
16.	Ashley Martin, Upper Iowa	So.	29	80	2.8	36.	Kelly Burkhart, Bloomsburg	Sr.	23	55	2.4
17.	LaShonda Chiles, Anderson (S.C.)	Jr.	32	88	2.8	37.	Andi McAlexander, Emporia St.	Sr.	31	74	2.4
18.	Maggie Gernbacher, Bemidji St.	Jr.	28	75	2.7	38.	Brittany Fowler, Mesa St.	So.	27	64	2.4
	Candace McGee, Truman	So.	28	75	2.7	39.	Jennifer Hukill, Lander	So.	28	66	2.4
	Erin White, Queens (N.Y.)	Sr.	28	75	2.7	40.	Tai Ellis, West Ga.	Sr.	29	68	2.3
21.	Mandy Wood, Seattle Pacific	Sr.	30	79	2.6	41.	Meghan Craig, Central Okla.	Jr.	27	63	2.3
22.	Marjorie Prado, Post	Fr.	28	73	2.6		Christy Mahan, Arkansas Tech	Jr.	27	63	2.3
23.	Paige Powers, Metro St.	So.	24	62	2.6	43.	Candy Myers, Fla. Gulf Coast	Sr.	31	72	2.3
24.	Vanessa Yanez, South Dakota	Jr.	28	72	2.6		Britinee Riney, Angelo St.	Jr.	31	72	2.3
25.	Meg Abele, Philadelphia U.	Jr.	29	74	2.6	45.	Jody Green, Salem Int'l	Sr.	28	65	2.3
26.	Jen Conely, Fla. Gulf Coast	Jr.	31	79	2.5	46.	Joanna Skiba, Bryant	Jr.	27	62	2.3
	Kelly Killion, Holy Family	So.	31	79	2.5	47.	Tera Opperman, Northern Mich.	Sr.	25	57	2.3
28.	Kelly Fay, Humboldt St.	Sr.	28	71	2.5	48.	Valicia Brown, St. Augustine's	Jr.	29	66	2.3
29.	Chassity Martin, Tusculum	Jr.	28	70	2.5	49.	Sara Bilunes, Northwood	Jr.	26	59	2.3
30.	Carletta Harrell, Shaw	Sr.	34	84	2.5	50.	Natassia Boucicault, Shaw	Sr.	34	77	2.3
31.	Jennifer Miller, Livingstone	Fr.	24	59	2.5	51.	Courtney Colmer, Texas Woman's	Sr.	28	63	2.3
32.	Katie Crawford, Tarleton St.	Jr.	29	71	2.4		Kelly Crimi, Southwest Minn. St.	Sr.	28	63	2.3
							Maryellen Onofre, East Stroudsburg	Jr.	28	63	2.3

2006 Division II Game Highs

Individual Highs

POINTS

Rk	Name, Team	Cl	Opponent	Date	PTS
1.	Ashley Reed, Fairmont St.	Sr.	Columbia Union	12/4/2005	50
2.	Michelle Stueve, Emporia St.	So.	West Tex. A&M	3/11/2006	41
	Sarah Setcavage, Wheeling Jesuit	Sr.	Shepherd	1/7/2006	41
4.	Beth Layton, St. Martin's	Sr.	Central Wash.	2/25/2006	40
	Deidra Langston, Anderson (S.C.)	Jr.	Limestone	2/16/2006	40
	Michelle Vorst, Findlay	Sr.	Northwood	1/21/2006	40
7.	Michelle Stueve, Emporia St.	So.	Tarleton St.	3/10/2006	39
	Meg Abele, Philadelphia U.	Jr.	Caldwell	2/25/2006	39
	Allyson Swailes, Bowie St.	So.	Elizabeth City St.	1/31/2006	39
	Jennifer Harris, Washburn	Sr.	Northwest Mo. St.	1/4/2006	39

FIELD-GOAL PERCENTAGE

Rk	Name, Team	Cl	Opponent	Date	FGM-A	FG%
1.	Mary Moskal, Lewis	Jr.	Bellarmine	1/21/2006	11-11	100.0
	Lindsey Dietz, Minn. Duluth	Sr.	Northland	12/1/2005	11-11	100.0
	Courtney Pawlak, Davis & Elkins	So.	Fairmont St.	12/1/2005	10-10	100.0
	Raenielle Decastro-Cain, St. Anselm	Sr.	Phila. Sciences	11/19/2005	10-10	100.0
5.	Becky Marquardt-King, Lake Superior St.	Sr.	Indianapolis	12/28/2005	12-13	92.3
	Desirae Martinez, Cal St. San B'dino	Jr.	San Diego Christian	11/26/2005	12-13	92.3
7.	Michelle Lieber, Mont. St.-Billings	Jr.	Metro St.	12/2/2005	11-12	91.7
8.	Kierah Kimbrough, North Dakota	Fr.	Colorado St.-Pueblo	3/10/2006	10-11	90.9
	Samantha Conner, Pitt.-Johnstown	Sr.	West Virginia St.	2/6/2006	10-11	90.9
	Michelle Vorst, Findlay	Sr.	Northwood	1/21/2006	10-11	90.9
	Crystal Andrews, Pitt.-Johnstown	Fr.	Concord	1/14/2006	10-11	90.9
	Cassie King, N.C. Central	Jr.	Fayetteville St.	1/7/2006	10-11	90.9
	Ashlee Gustin, Fort Hays St.	Jr.	Carson-Newman	12/31/2005	10-11	90.9
	Ashley Langen, North Dakota	So.	Colorado St.-Pueblo	12/30/2005	10-11	90.9
	Becky Marquardt-King, Lake Superior St.	Sr.	Ashland	12/1/2005	10-11	90.9
	Katie Schrader, Fla. Gulf Coast	Jr.	North Ala.	11/26/2005	10-11	90.9
	Tannesia Manley, Western N.M.	Jr.	Cal Poly Pomona	11/18/2005	10-11	90.9
	Casey Taylor, Glenville St.	Jr.	Pitt.-Johnstown	11/18/2005	10-11	90.9

THREE-POINT FIELD GOALS MADE

Rk	Name, Team	Cl	Opponent	Date	3FG
1.	Ashley Reed, Fairmont St.	Sr.	Columbia Union	12/4/2005	16
2.	Chelsa Miller, Oakland City	Fr.	Robert Morris-St. Paul	2/24/2006	10
	Erin White, Queens (N.Y.)	Sr.	Concordia (N.Y.)	2/4/2006	10
	Valicia Brown, St. Augustine's	Jr.	Catawba	1/2/2006	10
5.	Ashley Martin, Upper Iowa	So.	Rockhurst	2/9/2006	9
	Allison Krischer, Pitt.-Johnstown	Jr.	Columbia Union	2/4/2006	9
	Maggie Gernbacher, Bemidji St.	Jr.	Jamestown	12/3/2005	9
	Katie Rodewald, Upper Iowa	Fr.	Bemidji St.	11/19/2005	9
9.	Ashley Martin, Upper Iowa	So.	Clarke	12/17/2006	8
	Diana Lopez, Regis (Colo.)	Jr.	Neb.-Kearney	2/10/2006	8
	Laura Cooper, Truman	So.	Northwest Mo. St.	1/25/2006	8
	Candy Myers, Fla. Gulf Coast	Sr.	Columbia Union	1/19/2006	8
	Renee Farina, West Liberty St.	So.	Shepherd	1/9/2006	8
	Jessica Ferguson, Concord	Sr.	Columbia Union	1/3/2006	8
	Kim Buffum, UC San Diego	Jr.	Cal St. Bakersfield	12/2/2005	8
	Andi McAlexander, Emporia St.	Sr.	West Va. Tech	11/24/2005	8
	Jen Conely, Fla. Gulf Coast	Jr.	P.R.-Cayey	11/22/2005	8
	Kara Kinney, Pittsburg St.	So.	Rockhurst	11/22/2005	8
	Ashley Reed, Fairmont St.	Sr.	Anderson (S.C.)	11/19/2005	8
	Brittany Rowley, Mesa St.	Sr.	Emporia St.	11/19/2005	8
	Kara Kinney, Pittsburg St.	So.	UC-Colo. Spgs.	11/18/2005	8
	Ashley Reed, Fairmont St.	Sr.	St. Paul's	11/18/2005	8

THREE-POINT FIELD-GOAL PERCENTAGE

Rk	Name, Team	Cl	Opponent	Date	3FG-A	3FG%
1.	Diana Lopez, Regis (Colo.)	Jr.	Chadron St.	2/18/2006	6-6	100.0
	Brittany Cawley, Nyack	Sr.	Philadelphia U.	1/14/2006	6-6	100.0
	Maria Kasza, Northern Mich.	So.	Wis.-Milwaukee	12/11/2005	6-6	100.0
4.	Courtney Ludwig, St. Rose	Jr.	American Int'l	11/30/2005	7-8	87.5
5.	Brooke Ubelaker, Washburn	Jr.	Northwest Mo. St.	2/22/2006	6-7	85.7
	Lindsey Maple, Central Mo. St.	So.	Northwest Mo. St.	1/28/2006	6-7	85.7
	Erin White, Queens (N.Y.)	Sr.	St. Thomas Aquinas	1/18/2006	6-7	85.7
	Candace McGee, Truman	So.	Upper Iowa	1/10/2006	6-7	85.7
	Alicia Espigh, Mansfield	So.	Lock Haven	1/8/2006	6-7	85.7
	Kayla McPherson, Mont. St.-Billings	Fr.	Western N.M.	1/4/2006	6-7	85.7
	Michelle Stueve, Emporia St.	So.	Southwest Baptist	12/31/2005	6-7	85.7
	Lauren Fewins, Hillsdale	Jr.	Bellarmine	12/29/2005	6-7	85.7
	Diana Lopez, Regis (Colo.)	Jr.	Judson (Ill.)	12/28/2005	6-7	85.7
	Desirae Martinez, Cal St. San B'dino	Jr.	San Diego Christian	11/26/2005	6-7	85.7
	Leslie Miller, San Fran. St.	Sr.	N.M. Highlands	11/25/2005	6-7	85.7
	Kelly Calderone, Edinboro	Jr.	Alderson-Broadus	11/18/2005	6-7	85.7
	Jonelle Nieb, St. Leo	Jr.	P.R.-Cayey	11/16/2005	6-7	85.7

Rk	Name, Team	Cl	Opponent	Date	3FG-A	3FG%
18.	Katie Rodewald, Upper Iowa	Fr.	Bemidji St.	11/19/2005	9-11	81.8
19.	Diana Lopez, Regis (Colo.)	Jr.	Colo. Christian	1/20/2006	7-9	77.8
	Niki Sloan, Southwestern Okla.	Sr.	East Central	1/18/2006	7-9	77.8

FREE-THROW PERCENTAGE

Rk	Name, Team	Cl	Opponent	Date	FT-FT	AFT%
1.	Missy Guadagnino, Nova Southeastern	Sr.	Fla. Southern	1/25/2005	22-22	100.0
	Sara Davis, Colo. Christian	So.	N.M. Highlands	1/7/2006	18-18	100.0
	Erin White, Queens (N.Y.)	Jr.	St. Thomas Aquinas	1/18/2006	16-16	100.0
	Jennifer Martin, Mo.-St. Louis	Jr.	Bellarmino	1/14/2006	15-15	100.0
	Caroline Schieve, Wis.-Parkside	Sr.	St. Joseph's (Ind.)	2/16/2006	14-14	100.0
	Nikki Pierce, Pittsburg St.	Jr.	Northwest Mo. St.	2/4/2006	14-14	100.0
	Lauren Westerman, Colorado St.-Pueblo	Sr.	Mesa St.	2/4/2006	14-14	100.0
	Flavia Azinheira, St. Mary's (Tex.)	So.	Ferris St.	11/26/2005	14-14	100.0
	Dorothy Bowen, St. Paul's	Sr.	Fairmont St.	12/17/2005	13-13	100.0
	Ashley Hughes, St. Joseph's (Ind.)	Sr.	Indiana Tech	11/29/2005	13-13	100.0
	Leora Juster, UC San Diego	Jr.	Sonoma St.	3/4/2006	12-12	100.0
	Jessica Zapf, Pitt.-Johnstown	Jr.	Anderson (S.C.)	2/11/2006	12-12	100.0
	Megan Fletcher, Ky. Wesleyan	So.	Wis.-Parkside	2/9/2006	12-12	100.0
	Michelle Vorst, Findlay	Sr.	Wayne St. (Mich.)	2/2/2006	12-12	100.0
	Liz Fischer, Neb.-Kearney	Jr.	Fort Hays St.	1/20/2006	12-12	100.0
	Beth Layton, St. Martin's	Sr.	Cal St. Stanislaus	12/20/2005	12-12	100.0
	Shanel Turner, Cheyney	Fr.	Virginia St.	12/10/2005	12-12	100.0
	Bojana Samardziska, Washburn	Sr.	Okla. Panhandle	11/30/2005	12-12	100.0
	Anna Atkinson, Wingate	Fr.	Winston-Salem	11/25/2005	12-12	100.0
	Sarah Bennetts, Western N.M.	Sr.	Cal Poly Pomona	11/18/2005	12-12	100.0
	Kate Kelley, Bentley	Sr.	Augusta St.	11/5/2005	12-12	100.0

REBOUNDS

Rk	Name, Team	Cl	Opponent	Date	REB
1.	Angelina Jimenez, Bridgeport	Jr.	NYIT	2/18/2006	24
	Jessica Uhrich, Mansfield	Jr.	Lock Haven	1/8/2006	24
3.	Allyson Swailes, Bowie St.	So.	Livingstone	1/12/2006	23
4.	Tonique Frasier, Newberry	So.	Lenoir-Rhyne	1/25/2006	22
	Erika Quigley, St. Cloud St.	Jr.	Wis.-Stout	11/19/2005	22
6.	Shannon Jones, Lenoir-Rhyne	Sr.	Carson-Newman	1/11/2006	21
	Michelle Stueve, Emporia St.	Sr.	Shaw	11/29/2005	21
8.	Kim Rowley, Goldey-Beacom	Jr.	Georgian Court	2/18/2006	20
	Kim Nowakowski, California (Pa.)	So.	Indiana (Pa.)	1/18/2006	20
	Erika Quigley, St. Cloud St.	Jr.	Bemidji St.	12/29/2005	20
	Erika Bailey, Shaw	So.	Claffin	12/21/2005	20
	Rochelle Bodie, Johnson C. Smith	So.	Lees-McRae	12/8/2005	20
	Keauna Vinson, Barton	Sr.	Elizabeth City St.	12/6/2005	20
	Alisha Ferguson, Philadelphia U.	Jr.	Post	12/3/2005	20
	Dorothy Bowen, St. Paul's	Sr.	Clark Atlanta	11/25/2005	20

ASSISTS

Rk	Name, Team	Cl	Opponent	Date	AST
1.	Erika Stupinski, Stonehill	So.	Saginaw Valley	12/19/2006	15
	Jaclyn Burton, Tiffin	Sr.	Willberforce	1/24/2006	15
	Meghan Woster, South Dakota	Sr.	William Penn	12/11/2005	15
	Callie Iorfido, Edinboro	Sr.	Alderson-Broaddus	11/18/2005	15
5.	Callie Iorfido, Edinboro	Sr.	Kutztown	3/3/2006	14
	Katie LaViolette, Concordia-St. Paul	So.	Southwest Minn. St.	3/1/2006	14
	Brooke Underwood, Tusculum	Jr.	Newberry	2/18/2006	14
	Rashida Wilson, Tex. A&M-Commerce	Jr.	Southeastern Okla.	2/18/2006	14
	Jennifer Brock, West Tex. A&M	Sr.	Tex. A&MKingsville	2/11/2006	14
	Patti Cronin, Queens (N.Y.)	Sr.	Concordia (N.Y.)	2/4/2006	14
	Sarah Furgeson, Okla. Panhandle	Fr.	Western N.M.	1/20/2006	14
	Callie Iorfido, Edinboro	Sr.	Seton Hill	11/30/2005	14

BLOCKED SHOTS

Rk	Name, Team	Cl	Opponent	Date	BLKS
1.	Ashley Holiday, Augustana (S.D.)	So.	Minn. St. Mankato	2/18/2006	12
	Shavone Mack, Francis Marion	So.	North Ga.	2/1/2006	12
	Alicia Saunders, West Tex. A&M	Jr.	East Central	1/14/2006	12
4.	Brittney Kroon, Seattle Pacific	Sr.	Alas. Anchorage	1/28/2006	11
5.	Brittney Kroon, Seattle Pacific	Sr.	Cal St. Bakersfield	12/21/2005	10
	Jennifer DiChiara, C.W. Post	So.	Stonehill	12/7/2005	10
7.	Alicia Saunders, West Tex. A&M	Jr.	Midwestern St.	2/22/2006	9
	Shavone Mack, Francis Marion	So.	Columbus St.	1/14/2006	9
	Bojana Samardziska, Washburn	Sr.	Benedictine (Kan.)	12/14/2005	9
10.	Alicia Saunders, West Tex. A&M	Jr.	Northeastern St.	3/10/2006	8

Rk	Name, Team	Cl	Opponent	Date	BLKS
	Inga Buzoka, Mo. Western St.	Jr.	Emporia St.	2/22/2006	8
	Megan Bauer, Holy Family	Jr.	Dominican (N.Y.)	2/16/2006	8
	Jamika Rehm, Millersville	Fr.	Kutztown	2/1/2006	8
	Brienne Beaschler, Tiffin	Sr.	Malone	1/31/2006	8
	Megan Bauer, Holy Family	Jr.	Bloomfield	1/14/2006	8
	Rhonda Johnson, Cal St. Bakersfield	Jr.	Sonoma St.	1/14/2006	8
	Erika Quigley, St. Cloud St.	Jr.	Minn. St. Mankato	1/12/2006	8
	Brittney Kroon, Seattle Pacific	Sr.	Seattle	1/7/2006	8
	Erika Quigley, St. Cloud St.	Jr.	Bemidji St.	12/29/2005	8

STEALS

Rk	Name, Team	Cl	Opponent	Date	ST
1.	Sheena Howard, NYIT	Sr.	Mercy	1/21/2006	13
2.	Jennifer Miller, Livingstone	Fr.	Bluefield St.	11/22/2005	12
3.	Callie Iorfido, Edinboro	Sr.	Bloomsburg	12/20/2005	11
4.	Diana Lopez, Regis (Colo.)	Jr.	Metro St.	2/7/2006	9
	Tadj Williams, Post	Jr.	Caldwell	2/6/2006	9
	Denasha Mondy, Bellarmine	So.	Quincy	2/2/2006	9
	Marjorie Prado, Post	Fr.	Georgian Court	2/2/2006	9
	Kelley Tarver, Cal St. Bakersfield	Fr.	Cal St. L.A.	1/18/2006	9
	Tadj Williams, Post	Jr.	Felician	1/12/2006	9
	Alex Nelson, Fla. Gulf Coast	Jr.	Eckerd	12/29/2005	9
	Emily Brister, West Tex. A&M	Fr.	Southwestern Okla.	12/3/2005	9
	Makina Wayne, Lynn	Sr.	P.R.-Cayey	11/19/2005	9
	Jahzinga Tracey, Indiana (Pa.)	Fr.	Shippensburg	1/21/2005	9

Team Highs

POINTS

Rk	Team	Opponent	Date	PTS
1.	Fairmont St.	Columbia Union	12/4/2005	120
2.	Cal St. Bakersfield	Western N.M.	11/19/2005	119
3.	St. Cloud St.	North Central (Ill.)	11/22/2005	118
	St. Leo	P.R.-Cayey	11/16/2005	118
5.	Neb.-Omaha	Johnson & Wales (Colo.)	12/29/2005	115
6.	Newberry	Allen	12/10/2005	114
7.	Emporia St.	West Va. Tech	11/24/2005	113
8.	Oakland City	Ind.-Northwest	2/12/2006	110
	West Tex. A&M	Tex. A&MKingsville	2/4/2006	110
	Emporia St.	Missouri Valley	11/15/2005	110

FIELD-GOAL PERCENTAGE

Rk	Team	Opponent	Date	FG%	FGM	FGA
1.	Presbyterian	Mount Olive	1/2/2006	71.8	28	39
2.	Minn. Duluth	Cal St. San B'dino	12/30/2005	69.2	27	39
3.	Wis.-Parkside	Mt. Mary	1/26/2006	68.8	44	64
4.	Southern Ind.	Oakland City	12/31/2005	66.7	34	51
5.	Holy Family	Goldey-Beacom	2/2/2006	66.2	45	68
6.	North Dakota	Minn. St. Mankato	2/23/2006	66.1	39	59
7.	Western N.M.	Incarinate Word	2/11/2006	65.8	25	38
8.	St. Edward's	Western N.M.	2/18/2006	65.3	32	49
9.	Fairmont St.	St. Paul's	12/17/2005	64.4	29	45
10.	Ashland	Salem Int'l	11/26/2005	64.4	38	59

THREE-POINT FIELD-GOAL PERCENTAGE

Rk	Team	Opponent	Date	3FG%	3FG	3FGA
1.	Queens (N.Y.)	St. Thomas Aquinas	1/18/2006	85.7	12	14
2.	Drury	Quincy	12/8/2005	78.6	11	14
3.	California (Pa.)	Millersville	3/3/2006	76.9	10	13
4.	Wayne St. (Neb.)	Concordia-St. Paul	2/17/2006	71.4	10	14
	Angelo St.	Southeastern Okla.	1/5/2006	71.4	10	14
	Stonehill	Bentley	11/22/2005	71.4	15	21
7.	Le Moyne	St. Anselm	11/22/2005	70.6	12	17
8.	West Tex. A&M	Cameron	2/28/2006	68.8	11	16
	Pitt.-Johnstown	Columbia Union	2/4/2006	68.8	11	16
10.	Holy Family	Goldey-Beacom	2/2/2006	66.7	10	15
	Emporia St.	Southwest Baptist	1/28/2006	66.7	10	15
	Virginia St.	Lenoir-Rhyne	12/17/2005	66.7	12	18

FREE-THROW PERCENTAGE

Rk	Team	Opponent	Date	FT%	FT	FTA
1.	Tampa	UC-Colo. Spgs.	11/26/2005	100.0	21	21
	Clarion	Millersville	12/20/2005	100.0	19	19
	Ky. Wesleyan	Wis.-Parkside	2/9/2006	100.0	18	18
	Central Okla.	Northeastern St.	2/6/2006	100.0	17	17
	Truman	Lincoln (Mo.)	11/19/2005	100.0	17	17
	Carson-Newman	Wingate	2/25/2006	100.0	16	16
	Phila. Sciences	Post	12/10/2005	100.0	16	16
8.	Lake Superior St.	Northern Mich.	2/9/2006	95.2	20	21
	Northeastern St.	Tex. A&M-Commerce	1/21/2006	95.2	20	21
	St. Martin's	Humboldt St.	1/14/2006	95.2	20	21
	St. Cloud St.	Waldorf	12/2/2005	95.2	20	21

THREE-POINT FIELD GOALS MADE

Rk	Team	Opponent	Date	3FG
1.	Fairmont St.	Columbia Union	12/4/2005	22
2.	Ferris St.	Lewis	12/21/2005	17
3.	Augustana (S.D.)	P.R.-Bayamon	11/25/2005	16
4.	South Dakota	Augustana (S.D.)	2/23/2006	15
	Western Wash.	Humboldt St.	2/2/2006	15
	Metro St.	Colorado Mines	1/20/2006	15
	Southeastern Okla.	Eastern N.M.	1/14/2006	15

Rk	Team	Opponent	Date	3FG
	Texas Woman's	Southwestern Okla.	1/7/2006	15
	Western Wash.	Humboldt St.	1/7/2006	15
	Augustana (S.D.)	Buena Vista	12/10/2005	15
	West Liberty St.	Dist. Columbia	12/3/2005	15
	Stonehill	Bentley	11/22/2005	15
	Tusculum	S.C. Upstate	11/19/2005	15
	South Dakota	Chadron St.	11/15/2005	15

2006 Division II Team Leaders**Scoring Defense**

Rk	Team	GM	OPP PTS	OPP PPG
1.	Southern Conn. St.	33	1,456	44.1
2.	Fla. Gulf Coast	31	1,447	46.7
3.	Delta St.	33	1,543	46.8
4.	Rollins	30	1,436	47.9
5.	Valdosta St.	28	1,480	52.9
6.	Holy Family	32	1,716	53.6
7.	Grand Valley St.	36	1,940	53.9
8.	Tampa	31	1,674	54.0
9.	Arkansas Tech	27	1,485	55.0
10.	Fort Valley St.	31	1,720	55.5
11.	Seattle	26	1,443	55.5
12.	Wayne St. (Neb.)	31	1,723	55.6
13.	N.C. Central	30	1,679	56.0
14.	Washburn	33	1,849	56.0
15.	American Int'l	34	1,917	56.4
16.	Florida Tech	28	1,581	56.5
17.	Slippery Rock	28	1,587	56.7
18.	Fort Hays St.	28	1,588	56.7
19.	Western Wash.	29	1,646	56.8
20.	Assumption	29	1,653	57.0
21.	West Ga.	29	1,656	57.1
22.	Michigan Tech	28	1,602	57.2
23.	Northern Ky.	32	1,834	57.3
24.	Glenville St.	33	1,903	57.7
	Franklin Pierce	30	1,730	57.7
26.	Northeastern St.	29	1,680	57.9
27.	West Fla.	30	1,740	58.0
	NJIT	27	1,566	58.0
29.	NYIT	29	1,688	58.2
30.	Pace	29	1,701	58.7
31.	C.W. Post	30	1,761	58.7
32.	Bridgeport	28	1,644	58.7
33.	Nova Southeastern	29	1,719	59.3
34.	Le Moyne	28	1,664	59.4
35.	Mo.-Rolla	28	1,669	59.6
36.	Stillman	29	1,733	59.8
37.	Augusta St.	31	1,856	59.9
38.	Colorado Mines	30	1,797	59.9
39.	California (Pa.)	31	1,859	60.0
40.	Henderson St.	34	2,043	60.1
41.	Seattle Pacific	30	1,804	60.1
42.	St. Michael's	28	1,686	60.2
43.	Albany St. (Ga.)	28	1,688	60.3
44.	North Dakota	35	2,111	60.3
45.	UNC Pembroke	28	1,689	60.3
46.	Barry	29	1,751	60.4
47.	Indiana (Pa.)	28	1,692	60.4
48.	Philadelphia U.	29	1,753	60.4
49.	Columbus St.	32	1,935	60.5
50.	Ouachita Baptist	27	1,633	60.5
51.	St. Thomas Aquinas	28	1,694	60.5

Field-Goal Percentage Defense

Rk	Team	GM	OPP FG	OPP FGA	OPP FG%
1.	Rollins	30	527	1,771	29.8
2.	Delta St.	33	492	1,553	31.7
3.	Fla. Gulf Coast	31	512	1,595	32.1
4.	Holy Family	32	614	1,868	32.9
5.	Tampa	31	604	1,818	33.2
6.	American Int'l	34	654	1,964	33.3
7.	Francis Marion	29	621	1,809	34.3
8.	Florida Tech	28	535	1,557	34.4
9.	N.C. Central	30	557	1,599	34.8
10.	West Fla.	30	641	1,836	34.9
11.	Fort Valley St.	31	608	1,741	34.9
12.	Glenville St.	33	689	1,969	35.0
13.	Washburn	33	641	1,829	35.0
14.	Virginia Union	29	610	1,737	35.1
15.	West Tex. A&M	32	708	2,012	35.2
16.	Bloomfield	29	598	1,688	35.4
17.	Colorado Mines	30	577	1,628	35.4
18.	Southern Conn. St.	33	508	1,433	35.5
19.	Seattle Pacific	30	690	1,939	35.6
20.	Shaw	34	726	2,034	35.7
21.	Fla. Southern	29	612	1,711	35.8
22.	Columbus St.	32	658	1,827	36.0
23.	Augusta St.	31	638	1,768	36.1
24.	Christian Bros.	27	554	1,526	36.3
25.	Kutztown	28	614	1,688	36.4
26.	Bridgeport	28	558	1,534	36.4
27.	Cal St. Dom. Hills	26	546	1,497	36.5
28.	Western Wash.	29	608	1,666	36.5
29.	Fort Hays St.	28	514	1,408	36.5
30.	Henderson St.	34	725	1,979	36.6
31.	Charleston (W.V.)	34	777	2,119	36.7
32.	UNC Pembroke	28	628	1,708	36.8
33.	Clayton St.	31	670	1,822	36.8
34.	St. Leo	27	597	1,623	36.8
35.	Cal St. Chico	32	693	1,883	36.8
36.	St. Michael's	28	572	1,554	36.8
37.	St. Rose	32	694	1,885	36.8
38.	St. Cloud St.	34	803	2,176	36.9
39.	Northern St.	32	688	1,864	36.9
40.	Arkansas Tech	27	549	1,486	36.9
41.	Benedict	29	670	1,813	37.0
42.	Southern N.H.	28	617	1,668	37.0
43.	Emporia St.	33	738	1,990	37.1
44.	Miles	29	614	1,654	37.1
45.	Mont. St.-Billings	27	603	1,619	37.2
46.	Millersville	29	616	1,653	37.3
47.	Michigan Tech	28	584	1,567	37.3
48.	Augustana (S.D.)	31	697	1,869	37.3
49.	Grand Valley St.	36	730	1,954	37.4
50.	Fort Lewis	29	608	1,627	37.4
51.	Lock Haven	26	567	1,517	37.4
52.	St. Augustine's	29	646	1,726	37.4

Free-Throw Percentage

Rk	Team	GM	FT	FTA	FT%
1.	Harding.....	27	488	622	78.5
2.	Clarion.....	27	421	551	76.4
	Fairmont St.....	29	421	551	76.4
4.	Neb.-Omaha.....	31	492	644	76.4
5.	Humboldt St.....	28	339	446	76.0
6.	Drury.....	33	529	696	76.0
7.	Findlay.....	27	406	535	75.9
8.	S.C.-Aiken.....	28	368	486	75.7
9.	Philadelphia U.....	29	522	690	75.7
10.	Mars Hill.....	28	396	524	75.6
11.	Bentley.....	33	555	735	75.5
	Ohio Valley.....	28	481	637	75.5
13.	Ky. Wesleyan.....	27	368	488	75.4
14.	Bellarmine.....	28	511	678	75.4
15.	Southwest Minn. St.....	28	312	415	75.2
16.	Northern Mich.....	25	279	372	75.0
17.	Ashland.....	32	479	639	75.0
18.	Quincy.....	30	489	654	74.8
19.	Texas Woman's.....	28	354	474	74.7
20.	Indianapolis.....	27	288	386	74.6
21.	Ferris St.....	28	379	508	74.6
22.	Michigan Tech.....	28	308	413	74.6
23.	Mont. St.-Billings.....	27	419	563	74.4
24.	Oakland City.....	30	595	800	74.4
25.	St. Joseph's (Ind.).....	27	382	514	74.3
26.	Northern Ky.....	32	558	751	74.3
27.	Pittsburg St.....	28	447	602	74.3
28.	Queens (N.Y.).....	28	420	566	74.2
29.	Anderson (S.C.).....	32	631	851	74.1
30.	Eastern N.M.....	28	346	467	74.1
31.	St. Michael's.....	28	400	540	74.1
32.	Cal St. Bakersfield.....	29	508	686	74.1
33.	Colorado St.-Pueblo.....	31	451	610	73.9
34.	St. Edward's.....	27	414	560	73.9
35.	Hillsdale.....	28	386	523	73.8
36.	Phila. Sciences.....	31	520	705	73.8
37.	St. Mary's (Tex.).....	30	452	613	73.7
38.	Southeastern Okla.....	27	395	536	73.7
39.	Nova Southeastern.....	29	371	504	73.6
40.	Wingate.....	32	598	813	73.6
41.	St. Martin's.....	27	407	554	73.5
42.	Cameron.....	28	447	609	73.4
43.	Glenville St.....	33	458	624	73.4
44.	Concord.....	28	417	569	73.3
45.	Central Wash.....	26	316	433	73.0
46.	Truman.....	28	375	514	73.0
47.	Edinboro.....	31	447	613	72.9
48.	Emporia St.....	33	520	714	72.8
49.	Central Okla.....	27	369	507	72.8
50.	Northern St.....	32	502	690	72.8

Rebound Margin

Rk	Team	GM	REB	RPG	OPP REB	OPP RPG	REB MAR
1.	North Dakota.....	35	1,507	43.1	1,076	30.7	12.3
2.	California (Pa.).....	31	1,355	43.7	1,013	32.7	11.0
3.	Presbyterian.....	28	1,190	42.5	922	32.9	9.6
4.	Newberry.....	31	1,459	47.1	1,164	37.5	9.5
5.	Rollins.....	30	1,446	48.2	1,169	39.0	9.2
6.	Columbus St.....	32	1,498	46.8	1,205	37.7	9.2
7.	Glenville St.....	33	1,454	44.1	1,156	35.0	9.0
8.	Washburn.....	33	1,358	41.2	1,069	32.4	8.8
9.	Cal St. Chico.....	32	1,433	44.8	1,154	36.1	8.7
10.	Western Wash.....	29	1,180	40.7	940	32.4	8.3
11.	Fla. Gulf Coast.....	31	1,371	44.2	1,120	36.1	8.1
12.	Grand Valley St.....	36	1,436	39.9	1,145	31.8	8.1
13.	West Tex. A&M.....	32	1,446	45.2	1,188	37.1	8.1
14.	Delta St.....	33	1,275	38.6	1,012	30.7	8.0
	Southern Conn. St.....	33	1,211	36.7	948	28.7	8.0
16.	Bridgeport.....	28	1,218	43.5	996	35.6	7.9
17.	Barton.....	31	1,420	45.8	1,175	37.9	7.9
18.	Holy Family.....	32	1,393	43.5	1,143	35.7	7.8
19.	Southwestern Okla.....	28	1,109	39.6	891	31.8	7.8
20.	Northern St.....	32	1,345	42.0	1,099	34.3	7.7
21.	Shepherd.....	29	1,229	42.4	1,008	34.8	7.6
22.	Mo.-St. Louis.....	28	1,089	38.9	887	31.7	7.2
23.	Emporia St.....	33	1,420	43.0	1,185	35.9	7.1
24.	Minn. Duluth.....	28	1,083	38.7	885	31.6	7.1
25.	Seattle Pacific.....	30	1,328	44.3	1,116	37.2	7.1

Rk	Team	GM	REB	RPG	OPP REB	OPP RPG	REB MAR
26.	Elizabeth City St.....	29	1,442	49.7	1,244	42.9	6.8
27.	Fort Hays St.....	28	1,097	39.2	907	32.4	6.8
28.	Florida Tech.....	28	1,255	44.8	1,068	38.1	6.7
29.	New Haven.....	31	1,319	42.5	1,113	35.9	6.6
30.	UC San Diego.....	28	1,188	42.4	1,006	35.9	6.5
31.	Mo. Western St.....	29	1,181	40.7	997	34.4	6.3
32.	Charleston (W.V.).....	34	1,473	43.3	1,262	37.1	6.2
33.	Neb.-Omaha.....	31	1,255	40.5	1,067	34.4	6.1
34.	St. Cloud St.....	34	1,494	43.9	1,295	38.1	5.9
35.	St. Mary's (Tex.).....	30	1,165	38.8	995	33.2	5.7
36.	Fairmont St.....	29	1,172	40.4	1,010	34.8	5.6
37.	Mo.-Rolla.....	28	1,072	38.3	916	32.7	5.6
38.	Harding.....	27	1,091	40.4	941	34.9	5.6
39.	Tampa.....	31	1,318	42.5	1,147	37.0	5.5
40.	North Greenville.....	31	1,310	42.3	1,140	36.8	5.5
41.	Neb.-Kearney.....	29	1,128	38.9	971	33.5	5.4
42.	Southern N.H.....	28	1,215	43.4	1,065	38.0	5.4
43.	Lake Superior St.....	29	1,161	40.0	1,009	34.8	5.2
44.	Ashland.....	32	1,244	38.9	1,077	33.7	5.2
45.	Minn. St. Moorhead.....	29	1,216	41.9	1,077	37.1	4.8
46.	Concordia-St. Paul.....	31	1,270	41.0	1,124	36.3	4.7
47.	Cal Poly Pomona.....	27	1,137	42.1	1,010	37.4	4.7
48.	Wheeling Jesuit.....	32	1,354	42.3	1,204	37.6	4.7
49.	St. Rose.....	32	1,370	42.8	1,222	38.2	4.6
50.	Ouachita Baptist.....	27	991	36.7	869	32.2	4.5
51.	Quincy.....	30	1,096	36.5	961	32.0	4.5
52.	Valdosta St.....	28	988	35.3	863	30.8	4.5

Three-Point Field Goals Per Game

Rk	Team	GM	3FG	3PG
1.	West Liberty St.....	31	285	9.2
2.	Regis (Colo.).....	32	283	8.8
3.	Tusculum.....	28	244	8.7
4.	South Dakota.....	28	239	8.5
5.	Mont. St.-Billings.....	27	224	8.3
6.	Southeastern Okla.....	27	213	7.9
7.	Fla. Gulf Coast.....	31	242	7.8
8.	Belmont Abbey.....	28	216	7.7
9.	North Dakota.....	35	267	7.6
10.	Emporia St.....	33	250	7.6
11.	Shaw.....	34	255	7.5
12.	Alderson-Broadbudds.....	25	186	7.4
13.	Ala.-Huntsville.....	27	199	7.4
14.	Mo. Southern St.....	28	206	7.4
15.	Northern Mich.....	25	182	7.3
16.	Wayne St. (Neb.).....	31	223	7.2
17.	Gannon.....	29	208	7.2
18.	Concord.....	28	200	7.1
19.	Texas Woman's.....	28	199	7.1
20.	Cal St. Chico.....	32	227	7.1
21.	Northeastern St.....	29	204	7.0
22.	Clayton St.....	31	218	7.0
23.	Central Mo. St.....	32	224	7.0
	Mesa St.....	27	189	7.0
25.	Western Wash.....	29	201	6.9
26.	Queens (N.Y.).....	28	194	6.9
27.	Erskine.....	29	200	6.9
28.	Northwest Mo. St.....	28	193	6.9
29.	Colorado St.-Pueblo.....	31	213	6.9
30.	Ark.-Monticello.....	28	192	6.9
31.	Drury.....	33	226	6.8
	Glenville St.....	33	226	6.8
33.	Harding.....	27	184	6.8
	Metro St.....	27	184	6.8
35.	Fort Lewis.....	29	197	6.8
36.	Central Okla.....	27	183	6.8
37.	Augustana (S.D.).....	31	208	6.7
38.	Mars Hill.....	28	187	6.7
39.	UNC Pembroke.....	28	186	6.6
	Salem Int'l.....	28	186	6.6
41.	Truman.....	28	185	6.6
42.	Oakland City.....	30	197	6.6
43.	St. Cloud St.....	34	223	6.6
44.	Anderson (S.C.).....	32	207	6.5
45.	Abilene Christian.....	27	174	6.4
46.	Wheeling Jesuit.....	32	203	6.3
47.	Okla. Panhandle.....	29	183	6.3
48.	Ohio Valley.....	28	176	6.3
49.	Washburn.....	33	207	6.3
50.	Hillsdale.....	28	175	6.3
	Bemidji St.....	28	175	6.3

Scoring Margin

Rk	Team	GM	PTS	PPG	OPP PTS	OPP PPG	SCR MAR
1.	Fla. Gulf Coast.....	31	2,255	72.7	1,447	46.7	26.1
2.	Washburn	33	2,672	81.0	1,849	56.0	24.9
3.	North Dakota	35	2,890	82.6	2,111	60.3	22.3
4.	Western Wash.	29	2,275	78.4	1,646	56.8	21.7
5.	Glenville St.	33	2,604	78.9	1,903	57.7	21.2
6.	Emporia St.	33	2,728	82.7	2,061	62.5	20.2
7.	Rollins	30	2,002	66.7	1,436	47.9	18.9
8.	Drury	33	2,617	79.3	1,999	60.6	18.7
9.	St. Cloud St.	34	2,812	82.7	2,186	64.3	18.4
10.	Cal St. Chico	32	2,590	80.9	2,006	62.7	18.3
11.	Grand Valley St.	36	2,595	72.1	1,940	53.9	18.2
12.	Holy Family	32	2,297	71.8	1,716	53.6	18.2
13.	Charleston (W.V.)	34	2,712	79.8	2,097	61.7	18.1
14.	Southern Conn. St.	33	2,035	61.7	1,456	44.1	17.5
15.	Wayne St. (Neb.)	31	2,249	72.5	1,723	55.6	17.0
16.	West Tex. A&M.....	32	2,542	79.4	2,027	63.3	16.1
17.	Cal St. Bakersfield.....	29	2,413	83.2	1,957	67.5	15.7
18.	Seattle Pacific	30	2,250	75.0	1,804	60.1	14.9
19.	Shaw	34	2,545	74.9	2,059	60.6	14.3
20.	UC San Diego	28	2,150	76.8	1,759	62.8	14.0
21.	Regis (Colo.).....	32	2,448	76.5	2,020	63.1	13.4
	Wheeling Jesuit.....	32	2,434	76.1	2,006	62.7	13.4
23.	Fort Hays St.	28	1,960	70.0	1,588	56.7	13.3
24.	Delta St.	33	1,977	59.9	1,543	46.8	13.2
25.	Anderson (S.C.)	32	2,672	83.5	2,257	70.5	13.0
26.	Northern St.	32	2,340	73.1	1,941	60.7	12.5
27.	Fairmont St.	29	2,147	74.0	1,795	61.9	12.1
28.	Clayton St.	31	2,250	72.6	1,894	61.1	11.5
29.	Central Mo. St.	32	2,409	75.3	2,044	63.9	11.4
30.	Fort Valley St.	31	2,065	66.6	1,720	55.5	11.1
31.	Tampa	31	2,003	64.6	1,674	54.0	10.6
32.	Wingate	32	2,445	76.4	2,108	65.9	10.5
33.	West Liberty St.	31	2,350	75.8	2,027	65.4	10.4
34.	Philadelphia U.	29	2,055	70.9	1,753	60.4	10.4
35.	Augustana (S.D.).....	31	2,306	74.4	1,988	64.1	10.3
36.	Bloomfield	29	2,079	71.7	1,787	61.6	10.1
37.	Northern Ky.	32	2,155	67.3	1,834	57.3	10.0
38.	Barton	31	2,287	73.8	1,980	63.9	9.9
39.	Henderson St.	34	2,378	69.9	2,043	60.1	9.9
40.	Neb.-Kearney	29	2,122	73.2	1,837	63.3	9.8
41.	Valdosta St.	28	1,754	62.6	1,480	52.9	9.8
42.	Pitt-Johnstown.....	27	1,899	70.3	1,638	60.7	9.7
43.	California (Pa.)	31	2,150	69.4	1,859	60.0	9.4
44.	Elizabeth City St.	29	2,344	80.8	2,072	71.4	9.4
45.	Mo. Western St.	29	2,059	71.0	1,791	61.8	9.2
46.	Neb.-Omaha	31	2,302	74.3	2,017	65.1	9.2
47.	Hillsdale	28	1,965	70.2	1,715	61.3	8.9
48.	American Int'l	34	2,213	65.1	1,917	56.4	8.7
49.	Mont. St.-Billings	27	1,959	72.6	1,728	64.0	8.6
50.	Lake Superior St.	29	2,187	75.4	1,940	66.9	8.5

Won-Lost Percentage

Rk	Team	W	L	Pct
1.	North Dakota	34	1	97.1
2.	Washburn	32	1	97.0
3.	Fla. Gulf Coast.....	29	2	93.5
4.	Rollins	28	2	93.3
5.	Western Wash.	27	2	93.1
6.	Grand Valley St.	33	3	91.7
7.	Charleston (W.V.)	31	3	91.2
8.	Drury	30	3	90.9
	Glenville St.	30	3	90.9
	Delta St.	30	3	90.9
11.	Holy Family	29	3	90.6
12.	Fort Valley St.	28	3	90.3
13.	Southern Conn. St.	29	4	87.9
14.	Cal St. Chico	28	4	87.5
	West Tex. A&M.....	28	4	87.5
16.	Wayne St. (Neb.).....	27	4	87.1
17.	Shaw	29	5	85.3
	Henderson St.	29	5	85.3
	St. Cloud St.	29	5	85.3
20.	Emporia St.	28	5	84.8
21.	Northern Ky.	27	5	84.4
	Anderson (S.C.)	27	5	84.4
	Wheeling Jesuit	27	5	84.4
24.	California (Pa.)	26	5	83.9
25.	Cal St. Bakersfield	24	5	82.8

Rk	Team	W	L	Pct
26.	UC San Diego	23	5	82.1
27.	Regis (Colo.).....	26	6	81.3
28.	Clayton St.	25	6	80.6
29.	Seattle Pacific	24	6	80.0
30.	Wingate	25	7	78.1
	Northern St.	25	7	78.1
32.	Stonehill	24	7	77.4
	Tampa	24	7	77.4
	West Liberty St.	24	7	77.4
	New Haven	24	7	77.4
36.	N.C. Central.....	23	7	76.7
	West Fla.	23	7	76.7
38.	American Int'l.....	26	8	76.5
39.	Philadelphia U.	22	7	75.9
40.	Presbyterian	21	7	75.0
	Fort Hays St.	21	7	75.0
42.	Barton	23	8	74.2
	Phila. Sciences	23	8	74.2
44.	Pitt-Johnstown	20	7	74.1
45.	Lake Superior St.	21	8	72.4
	Neb.-Kearney	21	8	72.4
	Fairmont St.	21	8	72.4
	Pace	21	8	72.4
49.	Cal St. L.A.	20	8	71.4
50.	Angelo St.	22	9	71.0
	Paine	22	9	71.0

Three-Point Field-Goal Percentage

Rk	Team	GM	3FG	3FGA	3FG%
1.	Regis (Colo.).....	32	283	719	39.4
2.	Wayne St. (Neb.)	31	223	570	39.1
3.	Fort Lewis	29	197	507	38.9
4.	Cal St. Bakersfield.....	29	137	353	38.8
5.	Mesa St.	27	189	488	38.7
6.	Drury	33	226	584	38.7
7.	North Dakota	35	267	695	38.4
8.	Central Mo. St.	32	224	585	38.3
9.	Tusculum	28	244	641	38.1
10.	Humboldt St.	28	169	445	38.0
11.	Texas Woman's.....	28	199	525	37.9
12.	Emporia St.	33	250	662	37.8
13.	West Liberty St.	31	285	758	37.6
14.	St. Cloud St.	34	223	597	37.4
15.	Northwood	26	151	405	37.3
16.	Mo. Southern St.	28	206	553	37.3
17.	Mars Hill	28	187	502	37.3
18.	Western Wash.	29	201	540	37.2
19.	Gannon	29	208	561	37.1
20.	Ouachita Baptist.....	27	126	340	37.1
21.	Queens (N.Y.)	28	194	525	37.0
22.	UC San Diego	28	137	371	36.9
23.	Northern Ky.	32	129	350	36.9
24.	Ky. Wesleyan.....	27	161	437	36.8
25.	Presbyterian	28	146	398	36.7
26.	Cal St. Dom. Hills.....	26	112	306	36.6
27.	South Dakota	28	239	656	36.4
28.	Holy Family	32	194	533	36.4
29.	Belmont Abbey	28	216	596	36.2
30.	Fairmont St.	29	168	465	36.1
31.	Hillsdale.....	28	175	485	36.1
32.	Metro St.	27	184	510	36.1
33.	Mont. St.-Billings	27	224	625	35.8
34.	Northwest Mo. St.	28	193	542	35.6
35.	Tarleton St.	29	175	492	35.6
36.	Wheeling Jesuit	32	203	573	35.4
37.	Cal St. Chico	32	227	641	35.4
38.	Ala.-Huntsville	27	199	562	35.4
39.	Glenville St.	33	226	640	35.3
40.	Angelo St.	31	146	414	35.3
41.	Charleston (W.V.)	34	176	501	35.1
42.	Seattle Pacific	30	179	510	35.1
43.	Limestone	29	181	517	35.0
44.	Central Okla.	27	183	523	35.0
45.	Findlay.....	27	141	403	35.0
46.	East Stroudsburg	28	158	453	34.9
47.	Philadelphia U.	29	93	268	34.7
48.	Concord	28	200	577	34.7
49.	Ferris St.	28	141	407	34.6
50.	Bellarmine	28	125	361	34.6
51.	St. Joseph's (Ind.)	27	131	379	34.6

Field-Goal Percentage

Rk	Team	GM	FGM	FGA	FG%
1.	Ashland.....	32	892	1,867	47.8
2.	North Dakota.....	35	1,068	2,250	47.5
3.	Drury.....	33	931	1,967	47.3
4.	Western Wash.....	29	818	1,736	47.1
5.	Washburn.....	33	972	2,063	47.1
6.	Charleston (W.V.).....	34	1,045	2,221	47.1
7.	Regis (Colo.).....	32	833	1,797	46.4
8.	Cal St. Bakersfield.....	29	884	1,911	46.3
9.	St. Cloud St.....	34	1,034	2,238	46.2
10.	Wingate.....	32	860	1,863	46.2
11.	West Liberty St.....	31	841	1,833	45.9
12.	Northern Ky.....	32	734	1,600	45.9
13.	Glenville St.....	33	960	2,099	45.7
14.	Angelo St.....	31	815	1,789	45.6
15.	Lewis.....	30	767	1,693	45.3
16.	Pitt.-Johnstown.....	27	726	1,609	45.1
17.	Shepherd.....	29	832	1,846	45.1
18.	Emporia St.....	33	979	2,174	45.0
19.	West Tex. A&M.....	32	864	1,920	45.0
20.	Grand Valley St.....	36	915	2,036	44.9
21.	Lake Superior St.....	29	800	1,784	44.8
22.	Humboldt St.....	28	713	1,590	44.8
23.	Seattle Pacific.....	30	854	1,911	44.7
24.	Mars Hill.....	28	779	1,760	44.3
25.	Wayne St. (Neb.).....	31	796	1,799	44.2
26.	UC San Diego.....	28	785	1,778	44.2
27.	Clarion.....	27	663	1,503	44.1
28.	Neb.-Kearney.....	29	730	1,656	44.1
29.	North Greenville.....	31	858	1,948	44.0
30.	Central Mo. St.....	32	869	1,974	44.0
31.	Fort Hays St.....	28	724	1,645	44.0
32.	Ferris St.....	28	775	1,766	43.9
33.	Southern Ind.....	30	746	1,700	43.9
34.	Quincy.....	30	738	1,682	43.9
35.	Neb.-Omaha.....	31	813	1,857	43.8
36.	Fairmont St.....	29	779	1,780	43.8
37.	Fort Lewis.....	29	668	1,527	43.7
38.	Tusculum.....	28	695	1,589	43.7
39.	Presbyterian.....	28	680	1,555	43.7
40.	Northern St.....	32	829	1,896	43.7
41.	Holy Family.....	32	839	1,921	43.7
42.	Gannon.....	29	716	1,640	43.7
43.	Concordia-St. Paul.....	31	850	1,950	43.6
44.	Hillsdale.....	28	702	1,612	43.5
45.	Wheeling Jesuit.....	32	864	1,986	43.5
46.	Valdosta St.....	28	663	1,525	43.5
47.	Concord.....	28	729	1,677	43.5
48.	Anderson (S.C.).....	32	917	2,111	43.4
49.	Mo. Western St.....	29	773	1,780	43.4
50.	St. Mary's (Tex.).....	30	742	1,712	43.3
51.	Phila. Sciences.....	31	767	1,770	43.3
52.	Cal St. Chico.....	32	929	2,145	43.3

Scoring Offense

Rk	Team	GM	PTS	PPG
1.	Anderson (S.C.).....	32	2,672	83.5
2.	Cal St. Bakersfield.....	29	2,413	83.2
3.	St. Cloud St.....	34	2,812	82.7
4.	Emporia St.....	33	2,728	82.7
5.	North Dakota.....	35	2,890	82.6
6.	Washburn.....	33	2,672	81.0
7.	Cal St. Chico.....	32	2,590	80.9
8.	Elizabeth City St.....	29	2,344	80.8
9.	Charleston (W.V.).....	34	2,712	79.8
10.	West Tex. A&M.....	32	2,542	79.4
11.	Drury.....	33	2,617	79.3
12.	Glenville St.....	33	2,604	78.9
13.	Western Wash.....	29	2,275	78.4
14.	UC San Diego.....	28	2,150	76.8
15.	Regis (Colo.).....	32	2,448	76.5
16.	Mars Hill.....	28	2,141	76.5
17.	Wingate.....	32	2,445	76.4
18.	Ohio Valley.....	28	2,131	76.1
19.	Wheeling Jesuit.....	32	2,434	76.1
20.	West Liberty St.....	31	2,350	75.8
21.	Lake Superior St.....	29	2,187	75.4
22.	Central Mo. St.....	32	2,409	75.3
23.	Seattle Pacific.....	30	2,250	75.0
24.	Shaw.....	34	2,545	74.9
25.	Concordia-St. Paul.....	31	2,312	74.6
26.	Augustana (S.D.).....	31	2,306	74.4
27.	Shepherd.....	29	2,157	74.4
28.	Neb.-Omaha.....	31	2,302	74.3
29.	Concord.....	28	2,075	74.1
30.	Fairmont St.....	29	2,147	74.0
31.	Ferris St.....	28	2,070	73.9
32.	Metro St.....	27	1,992	73.8
33.	Barton.....	31	2,287	73.8
34.	Ashland.....	32	2,352	73.5
	Bellarmino.....	28	2,058	73.5
36.	Harding.....	27	1,984	73.5
37.	Bemidji St.....	28	2,056	73.4
38.	Northwest Mo. St.....	28	2,054	73.4
39.	Neb.-Kearney.....	29	2,122	73.2
40.	Northern St.....	32	2,340	73.1
41.	North Greenville.....	31	2,256	72.8
42.	Fla. Gulf Coast.....	31	2,255	72.7
43.	Clayton St.....	31	2,250	72.6
44.	Mont. St.-Billings.....	27	1,959	72.6
45.	Wayne St. (Neb.).....	31	2,249	72.5
46.	Limestone.....	29	2,096	72.3
47.	Fayetteville St.....	28	2,023	72.3
48.	Grand Valley St.....	36	2,595	72.1
49.	West Virginia St.....	29	2,090	72.1
50.	Holy Family.....	32	2,297	71.8

2006 Division III Individual Leaders

Points Per Game

Rk	Name, Team	Cl	G	FGM	3FG	FT	PTS	PPG
1.	Megan Silva, Randolph-Macon.....	Sr.	31	267	40	140	714	23.0
2.	Leigh Sulkowski, Wash. & Jeff.....	Sr.	27	217	47	135	616	22.8
3.	Staci Humphrey, Greensboro.....	Jr.	30	235	96	116	682	22.7
4.	T'Neisha Turner, Wesley.....	Sr.	28	198	58	177	631	22.5
5.	Lauren Stroot, Cal Lutheran.....	Sr.	26	228	1	122	579	22.3
6.	Christina Speer, Principia.....	Fr.	23	194	1	119	508	22.1
7.	Jennifer King, Guilford.....	Sr.	27	199	46	150	594	22.0
8.	Tori Huggins, Hendrix.....	Jr.	26	167	62	161	557	21.4
9.	Rebekah Forsyth, Rose-Hulman.....	Jr.	23	180	3	129	492	21.4
10.	Chelsea Luhta, Widener.....	Sr.	25	155	21	203	534	21.4
11.	Shadae Swan, Goucher.....	So.	21	162	42	79	445	21.2
12.	Natalie Moyer, Coast Guard.....	So.	26	176	95	100	547	21.0
13.	Meia Daniels, Howard Payne.....	So.	29	213	44	139	609	21.0
14.	Catherine Chappell, Milwaukee Engr.....	Jr.	26	210	0	125	545	21.0
15.	DeeDee Arnall, Pacific (Ore.).....	Sr.	25	185	4	145	519	20.8
16.	Amber Bodrick, Thiel.....	Fr.	26	209	15	102	535	20.6
17.	Tarra Richardson, McMurry.....	So.	29	233	1	121	588	20.3
18.	Katie Maguire, Buena Vista.....	Sr.	27	159	73	156	547	20.3

Randolph Macon's Megan Silva led Division III with 23.0 points per game last season.



Photo by Greg Fiume/NCAA Photos

Rk	Name, Team	Cl	G	FGM	3FG	FT	PTS	PPG
19.	Erin Walton, Elizabethtown	So.	24	177	14	118	486	20.3
20.	Randi Hardiman, Newbury	Sr.	24	162	33	128	485	20.2
21.	Kelly Manning, Washington-St. Louis	Sr.	28	204	70	82	560	20.0
22.	Melissa Hartman, St. John Fisher	Sr.	28	207	1	143	558	19.9
23.	Kim Thompson, Staten Island	Sr.	27	205	47	79	536	19.9
24.	Bri Monahan, Gust. Adolphus	Sr.	25	189	18	99	495	19.8
25.	Jennifer Bengel, Gettysburg	Sr.	26	179	9	145	512	19.7
26.	Monica Johnson, Lebanon Valley	Jr.	25	195	0	99	489	19.6
27.	Jessica Doane, Baptist Bible (Pa.)	Jr.	28	167	127	81	542	19.4
28.	Emma Babinec, Martin Luther	Sr.	27	204	49	65	522	19.3
29.	Justine Pagenhardt, Marietta	So.	25	169	37	106	481	19.2
30.	Shayla Bell, John Carroll	Sr.	25	167	5	141	480	19.2
31.	Jenny Place, Bethany (W.V.)	Sr.	26	181	53	84	499	19.2
32.	Kelly Applegate, Moravian	Jr.	28	192	5	146	535	19.1
33.	Kelsey Duoss, Wis.-Stout	Jr.	29	211	0	130	552	19.0
34.	Jessica Oram, Oberlin	Jr.	23	180	0	77	437	19.0
35.	Candace Young, Albertus Magnus	Jr.	24	177	12	88	454	18.9
36.	Beth Smith, Phila. Bible	Jr.	30	243	11	69	566	18.9
37.	Lauren Hall, Trinity (D.C.)	Jr.	19	131	17	79	358	18.8
38.	Lindsay Ippel, Millikin	So.	25	174	0	121	469	18.8
39.	Tamika Curtis, Benedictine (Ill.)	So.	26	183	0	118	484	18.6
40.	Sarah Cox, Trinity (Conn.)	So.	23	150	10	118	428	18.6
41.	Alyssa Clark, Oberlin	Fr.	25	156	26	127	465	18.6
42.	Toby Martin, Thomas	Fr.	25	150	49	113	462	18.5
	Cheyenne Noble, Wentworth Inst.	Jr.	25		8	126	462	18.5
44.	Monica Enriquez, Schreiner	Fr.	23	134	34	123	425	18.5
45.	Annie Verdino, Geneseo St.	Fr.	28	171	9	163	514	18.4
46.	Sara Heikamp, Capital	Sr.	30	187	37	138	549	18.3
47.	Karalyn Dehn, Ripon	Sr.	24	161	1	116	439	18.3
48.	Kari Simpson, Me.-Farmington	Jr.	29	194	47	95	530	18.3
49.	Courtney Cunningham, Drew	Jr.	25	174	56	52	456	18.2
50.	Anna Heikenen, St. Benedict	Sr.	25	165	10	115	455	18.2

Rebounds Per Game

Rk	Name, Team	Cl	G	REB	RPG
1.	Taraja Laws, Newbury	Jr.	24	334	13.9
2.	Mary Rotimi, Lincoln (Pa.)	Jr.	27	369	13.7
3.	Chari' Cooper, Kean	So.	29	357	12.3
4.	Lashannen Hogue, John Jay	Fr.	23	279	12.1
5.	Ashley Yeast, Monmouth (Ill.)	So.	23	275	12.0
6.	Cheyenne Noble, Wentworth Inst.	Jr.	25	298	11.9
7.	Jacque Calandriello, Polytechnic (N.Y.)	So.	26	307	11.8
8.	Christine Halter, D'Youville	Fr.	28	325	11.6
9.	Lauren Byrne, Rowan	Jr.	25	289	11.6
10.	Rebekah Forsyth, Rose-Hulman	Jr.	23	263	11.4
11.	Samanthana Cowens, Johnson & Wales (RI)	Sr.	25	285	11.4
12.	Ava Thomas, Utica	Jr.	27	307	11.4
13.	Andrea Carter, Chestnut Hill	Jr.	25	284	11.4
14.	Jennifer Prewitz, Rand.-Macon Woman's	Sr.	23	260	11.3
15.	Monica Johnson, Lebanon Valley	Jr.	25	282	11.3
16.	Megan Rulon, Rutgers-Camden	Sr.	22	248	11.3
17.	Rayna Henry, Mary Baldwin	Sr.	26	293	11.3
18.	Lasheena Brown, Mt. St. Mary (N.Y.)	Jr.	29	324	11.2
19.	Melissa Escalerra, John Jay	Fr.	28	311	11.1
20.	Naysheen Collins, Brooklyn	So.	22	244	11.1
21.	Cassie Womack, Shenandoah	Jr.	27	299	11.1
22.	Meg Coffin, Bates	Jr.	25	276	11.0
	Catherine Vecchioni, Notre Dame (Md.)	Jr.	25	276	11.0
24.	Mary Arvidson, Coast Guard	Sr.	26	285	11.0
25.	Molly Guntli, Ursinus	Jr.	24	263	11.0
26.	Christina Speer, Principia	Fr.	23	248	10.8
27.	Dora Enright, Stevens Institute	So.	29	311	10.7
28.	Jessa Jones, Centenary (N.J.)	So.	20	214	10.7
29.	Tamika Curtis, Benedictine (Ill.)	So.	26	277	10.7
30.	Nisha Haire, Medgar Evers	Fr.	23	245	10.7
31.	Kari Geisler, Rhode Island Col.	Jr.	26	276	10.6
32.	Meghan DePatsy, Anna Maria	Jr.	25	264	10.6
33.	Kristen Lucek, Simmons	Sr.	26	274	10.5
34.	Traci Reimann, Wis.-River Falls	Jr.	21	221	10.5
35.	Cheryl Kindzia, Fredonia St.	So.	27	284	10.5
36.	Katy Serafin, Connecticut Col.	So.	24	252	10.5
37.	Amanda Baker, Medaille	So.	28	293	10.5
38.	Maria Loor, Lehman	So.	27	280	10.4
39.	Amanda McHale, Hilbert	So.	25	259	10.4
40.	Kirsten Patton, Neumann	Sr.	26	269	10.3
41.	Elizabeth Pion, Becker	Fr.	25	257	10.3
42.	Colleen Goff, Maranatha Baptist	So.	27	275	10.2
43.	Karen Berk, Swarthmore	So.	25	254	10.2
44.	Sirlena Moore, Greensboro	Sr.	28	283	10.1
45.	Lindsay Frederick, Salve Regina	Sr.	27	272	10.1
46.	Karalyn Dehn, Ripon	Sr.	24	241	10.0
47.	Jessica Hunsinger, Wash. & Lee	Jr.	26	261	10.0

Rk	Name, Team	Cl	G	REB	RPG
48.	Jenna Martin, St. Catherine	Fr.	25	250	10.0
	Danielle Ring, Mount Ida	Jr.	25	250	10.0
	Candace Bryant, Chris. Newport	Jr.	24	240	10.0
51.	Tia Saunders, Peace	Sr.	27	269	10.0
52.	Brittany Braxton, Frank. & Marsh.	So.	25	249	10.0
	Rebecca Welch, Eastern Nazarene	Jr.	25	249	10.0

Blocked Shots Per Game

Rk	Name, Team	Cl	G	BLKS	BKPG
1.	Megan Rulon, Rutgers-Camden	Sr.	22	136	6.2
2.	Liz Hickey, Mary Washington	So.	31	141	4.5
3.	Estrella Kuilan, Salem St.	Sr.	28	123	4.4
4.	Taraja Laws, Newbury	Jr.	24	101	4.2
5.	Jill Trenz, Wheaton (Ill.)	So.	30	114	3.8
6.	Erin McKenzie, Hendrix	Sr.	26	97	3.7
7.	Shelley Harrison, Smith	Sr.	23	83	3.6
8.	Nathalie Lechault, Wis.-Stevens Point	Jr.	28	95	3.4
9.	Elizabeth Pion, Becker	Fr.	25	83	3.3
10.	Ashley Katch, Simpson	So.	28	88	3.1
11.	Dee Luck, Chris. Newport	So.	26	78	3.0
12.	Jessica Hunsinger, Wash. & Lee	Jr.	26	74	2.8
13.	Angie Snow, Rockford	So.	24	68	2.8
14.	Kelsey Duoss, Wis.-Stout	Jr.	29	81	2.8
15.	Tarra Richardson, McMurry	So.	29	80	2.8
16.	Kristen Sheffield, Denison	Jr.	29	76	2.6
17.	Kylene Knoll, Alfred	Sr.	22	56	2.5
18.	Hannah Eko, Merchant Marine	Fr.	25	62	2.5
19.	Christine Halter, D'Youville	Fr.	28	69	2.5
	Hannah Oken-Berg, Carleton	Fr.	28	69	2.5
	Lisa Winkle, Calvin	Jr.	28	69	2.5
22.	Meghan DePatsy, Anna Maria	Jr.	25	61	2.4
23.	Sara Cavanaugh, Cortland St.	So.	26	63	2.4
24.	Amanda McHale, Hilbert	So.	25	60	2.4
25.	Stacey Hildreth, Colby-Sawyer	Jr.	26	62	2.4
26.	LaTeisha Johnson, Emmanuel (Mass.)	Jr.	26	60	2.3
	LaTisha McCalister, Ozarks (Ark.)	Jr.	26	60	2.3
28.	Megan Barry, Salve Regina	Jr.	27	62	2.3
29.	Cassie Unke, Wis. Lutheran	Fr.	25	56	2.2
30.	Margaret Miller, Williams	Jr.	26	57	2.2
31.	Tiffany Boyd, New Jersey City	So.	24	51	2.1
32.	Sunnie Davis, East Tex. Baptist	Fr.	27	57	2.1
	Sally Nnamani, Lehman	Fr.	27	57	2.1
34.	Tamika Curtis, Benedictine (Ill.)	So.	26	54	2.1
35.	Ava Thomas, Utica	Jr.	27	56	2.1
36.	Ashley Flaherty, FDU-Florham	Sr.	25	51	2.0
37.	Rachel Mccoy, Grove City	So.	26	52	2.0
	Autumn Lee-Jeffries, Hilbert	Sr.	25	50	2.0
	Amanda Dennis, Pine Manor	Fr.	23	46	2.0
40.	Katie Kimball, Johns Hopkins	Sr.	29	57	2.0
41.	Colleen Goff, Maranatha Baptist	So.	27	53	2.0
42.	Ceren Unal, Austin	Jr.	26	51	2.0
43.	Rebecca Welch, Eastern Nazarene	Jr.	25	49	2.0
44.	Jessica Wurzbach, Mary Hardin-Baylor	Sr.	23	45	2.0
45.	Lindsay Bush, Bluffton	So.	26	50	1.9
	Karin Schaller, Bluffton	Sr.	26	50	1.9
47.	Kristen Lucas, Simmons	So.	24	46	1.9
48.	Justine Pouravelis, Bowdoin	Sr.	30	57	1.9
49.	Jessica Oram, Oberlin	Jr.	23	43	1.9
50.	Amanda Baker, Medaille	So.	28	52	1.9

Steals Per Game

Rk	Name, Team	Cl	G	ST	STPG
1.	Latrese McNair, New Jersey City	Jr.	24	123	5.1
2.	Stephanie Watts, Frostburg St.	Sr.	28	139	5.0
3.	Christine Argentina, St. Joseph's (L.I.)	Sr.	26	119	4.6
4.	Imani Hafiz, Rutgers-Camden	So.	24	105	4.4
5.	Tiffany Jordan, Huntingdon	So.	26	110	4.2
6.	Monica Enriquez, Schreiner	Fr.	23	93	4.0
7.	Danna Purnell, Old Westbury	Jr.	24	96	4.0
8.	Danielle Dunnwald, Luther	So.	26	103	4.0
9.	Kim Thompson, Staten Island	Sr.	27	106	3.9
10.	Marylynn Skarzenski, Nichols	Fr.	28	108	3.9
11.	Melissa Murphy, Bridgewater St.	So.	28	106	3.8
12.	Kimberly Kelly, Lehman	So.	23	87	3.8
13.	Erika Eisenhut, Union (N.Y.)	Sr.	27	102	3.8
14.	Marisa Clark, Medaille	So.	28	105	3.8
15.	Tiara Carroll, Lehman	So.	27	100	3.7
16.	Tamika Curtis, Benedictine (Ill.)	So.	26	95	3.7
17.	Kaitlin Burud, Mt. St. Vincent	So.	25	91	3.6
18.	Eli Cook, Messiah	Sr.	29	104	3.6
19.	Melissa Hartman, St. John Fisher	Sr.	28	100	3.6
20.	Kyla Hogan, Mount Union	Sr.	26	92	3.5

Rk	Name, Team	Cl	G	ST	STPG
21.	Kassandra Bills, Concordia-Austin	Fr.	25	88	3.5
	Rebecca Welch, Eastern Nazarene	Jr.	25	88	3.5
23.	Dyshea Smiley, City Tech	Fr.	25	87	3.5
24.	Natasha Gross, Ramapo	Jr.	21	73	3.5
25.	Megan Silva, Randolph-Macon	Sr.	31	107	3.5
26.	Katy Herr, Bridgewater (Va.)	Jr.	30	102	3.4
	Ashley Covey, Linfield	Sr.	25	85	3.4
	Julia Harris, Bryn Mawr	Fr.	25	85	3.4
	Pria Young, William Smith	Sr.	25	85	3.4
30.	Shadae Swan, Goucher	So.	21	71	3.4
31.	Rena Bolin, Wilkes	Sr.	24	81	3.4
32.	Aline Alzime, Ferrum	Jr.	27	91	3.4
33.	Lydia Coverdale, Mass.-Boston	Jr.	26	87	3.3
34.	Sara Heitkamp, Capital	Sr.	30	99	3.3
35.	Jade Paez, Emmanuel (Mass.)	So.	27	89	3.3
36.	Nicole Hall, Meredith	So.	24	79	3.3
37.	Lindsay Wilson, Hartwick	Jr.	25	82	3.3
38.	Kimberly Sikule, St. Lawrence	So.	27	88	3.3
39.	Emily Bango, Rochester	Jr.	28	91	3.3
	Dana Johnson, Simpson	Sr.	28	91	3.3
	Pumla Sathula, Hamilton	So.	24	78	3.3
42.	Michelle Mascoto, Whittier	Jr.	25	81	3.2
43.	Jenny Deida, York (N.Y.)	Sr.	21	68	3.2
44.	Melanie D'Ambrosi, Staten Island	Fr.	28	90	3.2
45.	Tina Siv, Framingham St.	Jr.	19	61	3.2
46.	Jessica Doane, Baptist Bible (Pa.)	Jr.	28	89	3.2
47.	Katie Kulavic, Oglethorpe	Fr.	28	88	3.1
48.	Manda Sayegh, Redlands	Sr.	25	78	3.1
49.	Nellie Mixon, Neumann	Sr.	26	81	3.1
	Toya Parks, Buffalo St.	So.	26	81	3.1
51.	Emma Babinec, Martin Luther	Sr.	27	84	3.1
52.	Lisa Cole, Colby-Sawyer	Sr.	28	87	3.1
53.	Ashely Daudier, Pine Manor	Fr.	23	71	3.1
54.	Molly Hardesty, Eureka	Sr.	26	80	3.1
55.	Dani Dudek, Stevens Institute	Fr.	29	89	3.1

Assists Per Game

Rk	Name, Team	Cl	G	AST	APG
1.	Symbri Tuttle, McMurry	Jr.	29	235	8.1
2.	Lindsay Wilson, Hartwick	Jr.	25	179	7.2
3.	Sarah Barton, Bates	So.	28	199	7.1
4.	Marylynn Skarzenski, Nichols	Fr.	28	195	7.0
5.	Katie Maguire, Buena Vista	Sr.	27	179	6.6
6.	Mallory Mann, Pacific Lutheran	Sr.	26	171	6.6
7.	Brittany Beehler, Franklin	Jr.	28	184	6.6
8.	Jessica Kunisaki, Chapman	So.	27	172	6.4
9.	Staci Humphrey, Greensboro	Jr.	30	190	6.3
10.	Marissa Coop, LeTourneau	Sr.	25	153	6.1
11.	Sarah Dorman, Keuka	Jr.	26	159	6.1
12.	Kelly Schlegel, Phila. Bible	Jr.	29	177	6.1
13.	Megan Silva, Randolph-Macon	Sr.	31	189	6.1
14.	Samantha Hood, Wilmington (Ohio)	Jr.	27	164	6.1
15.	Christine Argentina, St. Joseph's (L.I.)	Sr.	26	154	5.9
16.	Marisa Clark, Medaille	So.	28	165	5.9
17.	Courtney Musser, Dubuque	So.	22	127	5.8
18.	Kristen Piscadlo, Muhlenberg	Sr.	29	164	5.7
19.	Annie Cossolini, Mt. St. Mary (N.Y.)	Jr.	29	163	5.6
20.	Beth Plucinski, Aurora	Jr.	26	146	5.6
21.	Bridget Lipke, St. Mary's (Ind.)	Jr.	24	132	5.5
22.	Keli Ward, York (Pa.)	Fr.	27	146	5.4
23.	Erin Harper, Vassar	Sr.	24	129	5.4
24.	Shannon O'Neill, Delaware Valley	So.	21	112	5.3
25.	Lauren Hall, Trinity (D.C.)	Jr.	19	101	5.3
26.	T'Neisha Turner, Wesley	Sr.	28	148	5.3
27.	Maria Rojas, Catholic	Jr.	28	146	5.2
	Sarah Schell, Washington-St. Louis	Jr.	28	146	5.2
29.	Adamaka Ajalo, Occidental	Sr.	25	130	5.2
30.	Kelly Mrasz, Oswego St.	Jr.	28	145	5.2
	Chelsea Slater, Rockford	So.	28	145	5.2
32.	Nicole Hall, Meredith	So.	24	124	5.2
33.	Ally Greenwood, Western Conn. St.	So.	28	142	5.1
34.	Rachel Hettinger, Rhodes	Sr.	26	131	5.0
35.	Katy Herr, Bridgewater (Va.)	Jr.	30	151	5.0
36.	Tiffany Shim, Cal Lutheran	Jr.	24	120	5.0
	Courtney Scherrer, Monmouth (Ill.)	Sr.	23	115	5.0
	Gabrielle Doemel, Oneonta St.	Sr.	29	144	5.0
39.	Louisa Feve, Wash. & Lee	Sr.	25	123	4.9
40.	Karolyn Baker, Fredonia St.	Jr.	27	132	4.9
41.	Linette Babiarz, Widener	Sr.	26	127	4.9
	Casey Sorbara, Wheaton (Mass.)	Jr.	26	127	4.9
43.	Amanda DeMartino, Brandeis	Sr.	25	122	4.9
44.	Kimberly Eri Soo Hoo, MIT	So.	23	111	4.8
45.	Judy Parise, Chestnut Hill	Jr.	25	120	4.8

Rk	Name, Team	Cl	G	AST	APG
46.	Karen Tierney, Gwynedd-Mercy	So.	29	139	4.8
47.	Elise Conway, Washington (Md.)	So.	25	119	4.8
48.	Katie Frost, Southern Me.	Sr.	34	160	4.7
49.	Shannon Eggers, Wis.-Oshkosh	Sr.	27	127	4.7
50.	Dana Johnson, Simpson	Sr.	28	130	4.6
51.	Cassandra Schultz, Wis.-Stevens Point	Sr.	27	125	4.6
52.	Diane Ramirez, Baruch	Sr.	30	138	4.6
	Melanie Auguste, Colorado Col.	Fr.	25	115	4.6
54.	Rochelle Clark, Farmingdale	Jr.	29	132	4.6
	Ebony Jackson, Kean	Fr.	29	132	4.6

Field-Goal Percentage

Rk	Name, Team	Cl	G	FGM	FGA	FG%
1.	Karalyn Dehn, Ripon	Sr.	24	161	247	65.2
2.	Christine Halter, D'Youville	Fr.	28	161	249	64.7
3.	Christina Speer, Principia	Fr.	23	194	307	63.2
4.	Kelsey Duoss, Wis.-Stout	Jr.	29	211	338	62.4
5.	Kayla Duncan, Piedmont	Fr.	27	136	218	62.4
6.	Michelle Orton, Randolph-Macon	Sr.	31	194	315	61.6
7.	Darcie Philp, Alma	So.	25	160	261	61.3
8.	Kelly Peters, Wilmington (Ohio)	Jr.	27	171	284	60.2
9.	Tarra Richardson, McMurry	So.	29	233	387	60.2
10.	Lisa Winkle, Calvin	Jr.	28	179	300	59.7
11.	Meg Coffin, Bates	Jr.	25	174	294	59.2
12.	Amanda Baker, Medaille	So.	28	189	326	58.0
13.	Amanda Renalds, East. Mennonite	Sr.	26	134	232	57.8
14.	Danielle Beehler, Washington-St. Louis	Sr.	28	186	323	57.6
15.	Bianca White, St. Norbert	Jr.	25	135	235	57.4
16.	Katy Zeanah, Kenyon	Sr.	28	144	252	57.1
17.	Krista Mayyou, Concordia (Wis.)	Fr.	24	147	259	56.8
18.	Catherine Chappell, Milwaukee Engr.	Jr.	26	210	373	56.3
19.	Vanessa Lopez, Schreiner	So.	23	140	249	56.2
20.	Liz Bondi, DePauw	Sr.	31	203	363	55.9
21.	Kelly Mulcahy, Lawrence	So.	24	150	269	55.8
22.	Melanie Hageman, Concordia-M'head	So.	28	155	278	55.8
23.	Megan Silva, Randolph-Macon	Sr.	31	267	479	55.7
24.	Kelly Applegate, Moravian	Jr.	28	192	345	55.7
25.	Kim Schon, Brockport St.	So.	27	137	247	55.5
26.	Anne Straate, Luther	Sr.	26	152	275	55.3
27.	Becky Ballard, Franklin	Sr.	28	168	304	55.3
28.	Lauren Stroot, Cal Lutheran	Sr.	26	228	413	55.2
29.	Megan Scheele, Edgewood	Fr.	27	148	269	55.0
30.	Hannah Stubbs, Wesleyan (Conn.)	Sr.	26	152	277	54.9
31.	Kendal George, Southwestern (Tex.)	Jr.	26	161	294	54.8
32.	Meghann Savard, Defiance	Sr.	26	156	285	54.7
33.	Jenny Knight, Hartwick	Jr.	25	134	246	54.5
34.	Kristen Ruppe, Concordia (Wis.)	Fr.	28	149	275	54.2
35.	Ashley Marble, Southern Me.	Sr.	34	209	387	54.0
36.	Tamika Curtis, Benedictine (Ill.)	So.	26	183	340	53.8
37.	Lindsay Ippel, Millikin	So.	25	174	327	53.2
38.	Danielle Halbrook, Otterbein	Sr.	27	145	273	53.1
39.	Lauren McClain, Trinity (D.C.)	Sr.	19	110	208	52.9
40.	Estrella Kuilan, Salem St.	Sr.	28	202	383	52.7
41.	Marcia Harris, Calvin	Fr.	28	149	283	52.7
42.	Katie McCabe, Colby	So.	25	133	253	52.6
43.	Katie Kulavic, Oglethorpe	Fr.	28	186	354	52.5
44.	Cheryl Kindzia, Fredonia St.	So.	27	168	320	52.5
45.	Bonnie Hicks, Hendrix	Jr.	26	182	347	52.4
46.	Bri Monahan, Gust. Adolphus	Jr.	25	189	361	52.4
47.	Carly Loehrke, Wooster	Jr.	26	134	256	52.3
48.	Brittany Herrick, Wis.-Oshkosh	Sr.	27	173	331	52.3
49.	Beth Smith, Phila. Bible	Jr.	30	243	465	52.3
50.	Katie O'Brien, Juniata	Sr.	25	129	247	52.2
51.	Leigh Sulkowski, Wash. & Jeff.	Sr.	27	217	416	52.2

Free-Throw Percentage

Rk	Name, Team	Cl	G	FT	FTA	FT%
1.	Suzy Carlson, Rose-Hulman	Jr.	25	123	129	95.3
2.	Lacey Baldiviez, Redlands	Sr.	25	76	83	91.6
3.	Katey Peacock, Alma	Sr.	25	69	77	89.6
4.	Debbie Bruen, Mary Washington	Jr.	31	108	121	89.3
5.	Kelly Turner, Pacific Lutheran	Sr.	28	96	108	88.9
6.	Sara Franz, McDaniel	Sr.	28	79	89	88.8
7.	Whitney Frament, Utica	Fr.	27	71	80	88.8
8.	Annie McMahon, Albright	Fr.	25	88	100	88.0
	Alicia Sanders, Shenandoah	Jr.	27	88	100	88.0
10.	Elizabeth Fox, Wheaton (Ill.)	Jr.	30	108	123	87.8
11.	Kari Simpson, Me.-Farmington	Jr.	29	95	109	87.2
12.	Katie Carls, MacMurray	Sr.	25	73	84	86.9

Rk	Name, Team	Cl	G	FT	FTA	FT%
13.	Erin Hanson, Roanoke	So.	20	92	106	86.8
	Jess Vadnais, Gust. Adolphus	So.	26	92	106	86.8
15.	Katie Maguire, Buena Vista	Sr.	27	156	180	86.7
16.	Malinda Berglund, Minn.-Morris	Sr.	26	89	103	86.4
17.	Kyra Shachmut, Hendrix	Sr.	26	81	94	86.2
18.	Melissa Hartman, St. John Fisher	Sr.	28	143	166	86.1
19.	Jenna Gambino, Stevens Institute	Sr.	29	73	85	85.9
20.	Nicole Brenner, Marian (Wis.)	Fr.	27	103	120	85.8
21.	Emily Hendrickson, Whitworth	So.	21	84	98	85.7
22.	Chelsea Luhta, Widener	Sr.	25	203	237	85.7
23.	Erika Eisenhut, Union (N.Y.)	Sr.	27	83	97	85.6
24.	Jessica Doane, Baptist Bible (Pa.)	Jr.	28	81	95	85.3
25.	Beth Bergmann, Emory	Jr.	25	69	81	85.2
26.	Katie Moench, Wis.-Superior	Jr.	24	85	100	85.0
27.	Annie Isler, Carleton	So.	28	78	92	84.8
28.	Shanie Cardinal, Dallas	So.	27	100	118	84.7
29.	Carrie Van Groll, Lawrence	So.	24	72	85	84.7
30.	Dana Johns, Frank. & Marsh	Sr.	25	83	98	84.7
31.	Katie Streck, Wilmington (Ohio)	So.	27	77	91	84.6
32.	Annie Verdino, Geneseo St.	Fr.	28	163	193	84.5
33.	Carly Loehrke, Wooster	Jr.	26	86	102	84.3
34.	Tori Huggins, Hendrix	Jr.	26	161	191	84.3
35.	Katie Eiden, Gettysburg	Sr.	26	91	108	84.3
	Laura Neuenfeldt, Wis.-Stevens Point	So.	27	91	108	84.3
37.	Caitlin Murtagh, Allegheny	Sr.	27	79	94	84.0
38.	Essie McKinnon, New England	Sr.	25	63	75	84.0
39.	Kelly Manning, Washington-St. Louis	Sr.	28	82	98	83.7
40.	Amber Hammell, Case Reserve	Sr.	25	71	85	83.5
41.	Crystal Hoewisch, Carroll (Wis.)	So.	27	111	133	83.5
42.	Sally Jackson, Sewanee	Sr.	25	85	102	83.3
	Jen Kne, St. Scholastica	Sr.	25	70	84	83.3
44.	Janeé Covington, Earlham	Fr.	22	83	100	83.0
	Sarah Meisenberg, Frank. & Marsh	Fr.	25	83	100	83.0
46.	Brittany Herrick, Wis.-Oshkosh	Sr.	27	97	117	82.9
47.	Kim Leith, George Fox	Sr.	25	63	76	82.9
48.	Megan Silva, Randolph-Macon	Sr.	31	140	169	82.8
49.	Marsha Kinder, Bridgewater (Va.)	Sr.	30	111	134	82.8
50.	Angela Newkirk, Hanover	Sr.	26	91	110	82.7
51.	Krista Rode, Carroll (Wis.)	Sr.	26	67	81	82.7

Three-Point Field-Goal Percentage

Rk	Name, Team	Cl	G	3FG	3FGA	3FG%
1	Jenny Markle, Ohio Northern	So.	26	73	141	51.8
2	Kelly O'Keef, Wis.-Oshkosh	Sr.	25	74	150	49.3
3	Darby Noreen, St. Benedict	Jr.	26	56	115	48.7
4	Heidi Harnisch, Ill. Wesleyan	Sr.	27	77	161	47.8
5	Jackie Hauke, Wilmington (Ohio)	So.	27	55	116	47.4
6	Suzy Carlson, Rose-Hulman	Jr.	25	50	106	47.2
7	Jessica Serafin, Penn St.-Behrend	So.	27	73	155	47.1
8	Alex Gee, Thomas More	Fr.	27	64	136	47.1
9	JoLynn Thielke, Bethel (Minn.)	Jr.	26	58	125	46.4
10.	Melissa Keiser, St. Thomas (Minn.)	Jr.	25	59	129	45.7
11.	Morgan Roberts, Ripon	Jr.	24	54	119	45.4
12.	Ali Meckey, Juniata	So.	25	56	129	43.4
13.	Katie Carls, MacMurray	Sr.	25	58	134	43.3
14.	Marsha Kinder, Bridgewater (Va.)	Sr.	30	88	204	43.1
15.	Kilty Keaton, Puget Sound	Sr.	29	78	181	43.1
16.	Kelly Manning, Washington-St. Louis	Sr.	28	70	163	42.9
17.	Shannon O'Neill, Delaware Valley	So.	21	45	105	42.9
18.	Michelle Gosselin, Salem St.	So.	28	65	152	42.8
19.	Kelly Turner, Pacific Lutheran	Sr.	28	67	157	42.7
20.	Shannon Robak, St. Norbert	Sr.	25	62	146	42.5
21.	Candice Eyerman, Waynesburg	Sr.	27	89	210	42.4
22.	Kristy Cramp, Gwynedd-Mercy	Fr.	28	74	176	42.0
23.	Tori Huggins, Hendrix	Jr.	26	62	148	41.9
24.	Jenna Chabot, UC Santa Cruz	Sr.	25	56	134	41.8
25.	Heather Furr, Elmhurst	Sr.	25	53	128	41.4
26.	Jessie Graham, Rochester	Jr.	28	80	196	40.8
27.	Lindsey Shiomi, La Verne	So.	21	48	118	40.7
28.	Ronnisha Ravizee, Huntingdon	Sr.	24	81	200	40.5
29.	Erika Eisenhut, Union (N.Y.)	Sr.	27	59	146	40.4
30.	Kellie Stuart, Mt. St. Mary (N.Y.)	Sr.	29	73	181	40.3
31.	Melissa O'Brien, Luther	Jr.	25	58	144	40.3
32.	Kathy Baum, St. John Fisher	Sr.	28	97	241	40.2
33.	Staci Humphrey, Greensboro	Jr.	30	96	240	40.0
	Jennison Cox, Benedictine (Ill.)	Jr.	26	84	210	40.0
	Katie Lewandowski, Waynesburg	Jr.	27	80	200	40.0

Rk	Name, Team	Cl	G	3FG	3FGA	3FG%
36.	Katie Maguire, Buena Vista	Sr.	27	73	183	39.9
37.	Lauren Schurr, Messiah	So.	29	66	166	39.8
38.	Sara Rechnitzer, Rand.-Macon Woman's	Jr.	20	52	131	39.7
39.	Jessica Doane, Baptist Bible (Pa.)	Jr.	28	127	322	39.4
40.	Anna Findley, Oglethorpe	Fr.	28	57	145	39.3
41.	Bonnie Hirtle, Curry	So.	26	60	153	39.2
42.	Natalie Pucci, Loras	So.	27	68	177	38.4
43.	Alisha Moreno, Kenyon	So.	28	56	146	38.4
44.	Lindsey Karsmarski, Eastern Conn. St.	Sr.	27	57	149	38.3
45.	Shannon Scales, Bridgewater (Va.)	Jr.	30	65	170	38.2
46.	Shadae Swan, Goucher	So.	21	42	110	38.2
47.	Avery Poindexter, Principia	Jr.	23	58	152	38.2
48.	Meredith Waldie, New England Col.	Fr.	24	49	130	37.7
49.	Maigen Sawyer, McMurry	Fr.	29	66	178	37.1
50.	Katie Colella, Coast Guard	So.	21	46	126	36.5

Three-Point Field Goals Per Game

Rk	Name, Team	Cl	G	3FG	3PG
1.	Jessica Doane, Baptist Bible (Pa.)	Jr.	28	127	4.5
2.	Hannah Wolf, Grinnell	So.	18	75	4.2
3.	Kim Drosdik, Thomas	Jr.	26	96	3.7
4.	Natalie Moyer, Coast Guard	So.	26	95	3.7
5.	Kathy Baum, St. John Fisher	Sr.	28	97	3.5
6.	Ronnisha Ravizee, Huntingdon	Sr.	24	81	3.4
7.	Candice Eyerman, Waynesburg	Sr.	27	89	3.3
8.	Jennison Cox, Benedictine (Ill.)	Jr.	26	84	3.2
9.	Staci Humphrey, Greensboro	Jr.	30	96	3.2
10.	Stacie Roshon, Occidental	So.	25	76	3.0
11.	Katie Lewandowski, Waynesburg	Jr.	27	80	3.0
12.	Kelly O'Keef, Wis.-Oshkosh	Sr.	25	74	3.0
13.	Marsha Kinder, Bridgewater (Va.)	Sr.	30	88	2.9
14.	Jaci Cotaya, LeTourneau	Fr.	25	73	2.9
15.	Melissa Kraft, Drew	Jr.	25	72	2.9
16.	Jessie Graham, Rochester	Jr.	28	80	2.9
17.	Heidi Harnisch, Ill. Wesleyan	Sr.	27	77	2.9
18.	Jenny Markle, Ohio Northern	So.	26	73	2.8
19.	Lindsey Roberson, Franklin	Sr.	29	80	2.8
20.	Liz Kolbe, Colorado Col.	So.	25	68	2.7
21.	Katie Maguire, Buena Vista	Sr.	27	73	2.7
	Jessica Serafin, Penn St.-Behrend	So.	27	73	2.7
23.	Kilty Keaton, Puget Sound	Sr.	29	78	2.7
24.	Kristen Helsko, Merchant Marine	Fr.	25	67	2.7
	Dana Johns, Frank. & Marsh	Sr.	25	67	2.7
26.	Kristy Cramp, Gwynedd-Mercy	Fr.	28	74	2.6
27.	Sara Rechnitzer, Rand.-Macon Woman's	Jr.	20	52	2.6
28.	Lauren Habel, Emory & Henry	So.	26	66	2.5
29.	Avery Poindexter, Principia	Jr.	23	58	2.5
30.	Whitney Frament, Utica	Fr.	27	68	2.5
	Natalie Pucci, Loras	So.	27	68	2.5
32.	Kellie Stuart, Mt. St. Mary (N.Y.)	Sr.	29	73	2.5
33.	Kelly Manning, Washington-St. Louis	Sr.	28	70	2.5
	Talia Mondalfo, Thomas	Fr.	26	65	2.5
	Angie Meehan, Beloit	So.	22	55	2.5
36.	Shannon Robak, St. Norbert	Sr.	25	62	2.5
37.	Clara Yuan, MIT	Fr.	23	56	2.4
38.	D'Yana Delpero, Fitchburg St.	Jr.	25	60	2.4
39.	Kelly Turner, Pacific Lutheran	Sr.	28	67	2.4
40.	Tori Huggins, Hendrix	Jr.	26	62	2.4
	Lauren Sylvain, Westfield St.	Fr.	26	62	2.4
42.	Alex Gee, Thomas More	Fr.	27	64	2.4
43.	Lindsay Alderman, Millsaps	Fr.	25	59	2.4
	Melissa Keiser, St. Thomas (Minn.)	Jr.	25	59	2.4
	Leighann Woodley, Hollins	Sr.	25	59	2.4
46.	Jessica Carter, Mary Baldwin	So.	26	61	2.3
47.	Michelle Gosselin, Salem St.	So.	28	65	2.3
48.	Katie Carls, MacMurray	Sr.	25	58	2.3
	Jenica Kester, Dubuque	Jr.	25	58	2.3
	Melissa O'Brien, Luther	Jr.	25	58	2.3
51.	Jillian Chiarantona, Gwynedd-Mercy	Sr.	29	67	2.3
52.	Brittany Gardner, Eureka	So.	26	60	2.3
	Bonnie Hirtle, Curry	So.	26	60	2.3
54.	Lindsey Shiomi, La Verne	So.	21	48	2.3
55.	Ashley Luehmann, St. Mary's (Minn.)	Sr.	25	57	2.3
56.	Maigen Sawyer, McMurry	Fr.	29	66	2.3
	Lauren Schurr, Messiah	So.	29	66	2.3
58.	Melissa Beyruti, Kean	Fr.	28	63	2.3
	Morgan Roberts, Ripon	Jr.	24	54	2.3
	Heather Domotor, Centenary (N.J.)	So.	20	45	2.3

2006 Division III Game Highs

Individual Highs

POINTS

Rk	Name, Team	Cl	Opponent	Date	PTS
1.	Amber Bodrick, Thiel	Fr.	Bethany (W.V.)	1/25/2006	51
2.	Natalie Moyer, Coast Guard	So.	Babson	2/18/2006	47
3.	Kristine Ellis, Guilford	Fr.	Emory & Henry	12/10/2005	44
4.	Malinda Berglund, Minn.-Morris	Sr.	Martin Luther	1/21/2006	42
	Alyssa Clark, Oberlin	Fr.	Earlham	1/21/2006	42
	Melissa Hartman, St. John Fisher	Sr.	Medaille	12/10/2005	42
7.	Kari Simpson, Me.-Farmington	Jr.	Lasell	2/24/2006	41
8.	Cheyenne Noble, Wentworth Inst.	Jr.	Nichols	2/21/2006	40

FIELD-GOAL PERCENTAGE

Rk	Name, Team	Cl	Opponent	Date	FG%	FGM-A
1.	Erica Opdahl, St. Thomas (Minn.)	Sr.	Gust. Adolphus	12/7/2005	100.0	10-10
2.	Leigh Melanson, Trinity (Conn.)	Jr.	Wheelock	12/1/2005	92.3	12-13
3.	Lisa Gartelos, Carthage	So.	Trinity (Ill.)	11/29/2005	91.7	11-12
5.	Colandra Rollins, Chris. Newport	So.	Ferrum	2/12/2006	90.9	10-11
	Lynn Oberschmidt, Emory	Sr.	Carnegie Mellon	1/22/2006	90.9	10-11
	Khiada Evans, Ramapo	Fr.	Rowan	1/14/2006	90.9	10-11

THREE-POINT FIELD GOALS MADE

Rk	Name, Team	Cl	Opponent	Date	3FG
1.	Kim Drosdik, Thomas	Jr.	Bay Path	2/4/2006	11
2.	Jessie Graham, Rochester	Jr.	Medaille	3/4/2006	9
	Melissa Kraft, Drew	Jr.	FDU-Florham	1/17/2006	9
4.	Lindsay Dellechiaie, Worcester St.	So.	Salem St.	2/18/2006	8
	Alex Gee, Thomas More	Fr.	Westminster (Pa.)	2/11/2006	8
	Kelly Turner, Pacific Lutheran	Sr.	George Fox	1/20/2006	8
	Brittany Gaetano, St. Lawrence	Jr.	Union (N.Y.)	1/14/2006	8
	Tina Oliveri, Anna Maria	Jr.	Curry	1/14/2006	8
	Kristin Santos, Mount Ida	Jr.	Elms	1/11/2006	8
	Liz Kolbe, Colorado Col.	So.	Caltech	1/2/2006	8
	Jennifer Longoria, Texas-Dallas	Sr.	Mary Hardin-Baylor	12/17/2005	8
	Angela Vollmer, Millikin	Jr.	Fontbonne	12/10/2005	8

THREE-POINT FIELD-GOAL PERCENTAGE

Rk	Name, Team	Cl	Opponent	Date	3FG%	3FG-A
1.	Ruth Williamson, Susquehanna	So.	Lycoming	1/7/2006	100.0	6-6
	Julia Loonin, Bowdoin	Jr.	Colby	12/10/2005	100.0	6-6
3.	Kelly O'Keef, Wis.-Oshkosh	Sr.	Wis.-Superior	12/3/2005	87.5	7-8
4.	Meghan Stetson, Williams	Jr.	Messiah	3/4/2006	85.7	6-7
	Steffi Graf, Ohio Wesleyan	So.	Denison	2/18/2006	85.7	6-7
	Andrea Bauer, Austin	Sr.	East Tex. Baptist	1/21/2006	85.7	6-7
	Kelly O'Keef, Wis.-Oshkosh	Sr.	Wis.-La Crosse	1/11/2006	85.7	6-7
	Kim Leith, George Fox	Sr.	Linfield	1/10/2006	85.7	6-7
9.	Alex Gee, Thomas More	Fr.	Westminster (Pa.)	2/11/2006	80.0	8-10
	Angela Vollmer, Millikin	Jr.	Fontbonne	12/10/2005	80.0	8-10

FREE-THROW PERCENTAGE

Rk	Name, Team	Cl	Opponent	Date	FT%	FT-FTA
1.	Melissa Hartman, St. John Fisher	Sr.	Medaille	12/10/2005	100.0	16-16
	Megan Silva, Randolph-Macon	Sr.	Bridgewater (Va.)	12/6/2005	100.0	16-16
	Elise Pagel, Macalester	Fr.	Finlandia	1/13/2006	100.0	15-15
	Kristina Lurken, Augsburg	So.	St. Olaf	1/21/2006	100.0	14-14
	Tori Huggins, Hendrix	Jr.	Rhodes	1/14/2006	100.0	14-14
	Nicole Brenner, Marian (Wis.)	Fr.	La Verne	11/26/2005	100.0	14-14
	Malinda Berglund, Minn.-Morris	Sr.	Bethany Lutheran	2/11/2006	100.0	13-13
	Aline Alzime, Ferrum	Jr.	Emory & Henry	12/6/2005	100.0	13-13
	Amber Lang, Maranatha Baptist	Jr.	Alverno	2/14/2006	100.0	12-12
	Caitlin Murtagh, Allegheny	Sr.	Bethany (W.V.)	11/30/2005	100.0	12-12
	Suzy Carlson, Rose-Hulman	Jr.	Worcester St.	11/25/2005	100.0	12-12

REBOUNDS

Rk	Name, Team	Cl	Opponent	Date	REB
1.	Chari' Cooper, Kean	So.	New Jersey City	1/4/2006	28
2.	Rayna Henry, Mary Baldwin	Sr.	Newport News	1/5/2006	27
3.	Molly Guntli, Ursinus	Jr.	Muhlenberg	1/18/2006	24
	Jessica Garrabrant, Montclair St.	So.	Farmingdale	12/12/2005	24
5.	Mary Rotimi, Lincoln (Pa.)	Jr.	Wilkes	1/30/2006	23
	Meghann Savard, Defiance	Sr.	Berea	12/17/2005	23

ASSISTS

Rk	Name, Team	Cl	Opponent	Date	AST
1.	Marissa Coop, LeTourneau	Sr.	Texas-Tyler	2/4/2006	16
	Mallory Mann, Pacific Lutheran	Sr.	George Fox	1/20/2006	16
	Justine Hill, Lasell	Jr.	Bay Path	12/7/2005	16
	Courtney Musser, Dubuque	So.	Tri-State	11/18/2005	16
5.	Jessica Kunisaki, Chapman	So.	UC Santa Cruz	12/2/2005	15
	Symbri Tuttle, McMurry	Jr.	LeTourneau	12/1/2005	15
7.	Dayna Greenfield, Wash. & Jeff.	Sr.	Thiel	2/11/2006	14
	Jessica Kunisaki, Chapman	So.	La Sierra	1/14/2006	14
	Sarah Barton, Bates	So.	Husson	11/30/2005	14

BLOCKED SHOTS

Rk	Name, Team	Cl	Opponent	Date	BLKS
1.	Megan Rulon, Rutgers-Camden	Sr.	Valley Forge Chrst.	11/28/2005	11
2.	Ashley Katch, Simpson	So.	St. Benedict	3/3/2006	10
	Megan Rulon, Rutgers-Camden	Sr.	New Jersey City	2/15/2006	10
	Annie McIntosh, Husson	Jr.	Mount Ida	2/5/2006	10
	Megan Rulon, Rutgers-Camden	Sr.	Concordia-Austin	12/28/2005	10

STEALS

Rk	Name, Team	Cl	Opponent	Date	ST
1.	Stephanie Watts, Frostburg St.	Sr.	Hood	11/27/2005	13
2.	Karen Demers, Thomas	So.	Mount Ida	2/19/2006	12
	Latrese McNair, New Jersey City	Jr.	Rutgers-Camden	1/11/2006	12
	Latrese McNair, New Jersey City	Jr.	Shenandoah	1/7/2006	12
5.	Imani Hafiz, Rutgers-Camden	So.	Montclair St.	1/4/2006	11

Team Highs

POINTS

Rk	Team	Opponent	Date	PTS
1.	Emory & Henry	Methodist	11/18/2005	119
2.	Endicott	CCNY	11/20/2005	118
3.	Eastern Conn. St.	CCNY	11/19/2005	117
4.	Piedmont	Fisk	1/21/2006	115
5.	Rhodes	Fisk	12/8/2005	113
	Buena Vista	Finlandia	11/27/2005	113
7.	Maryville (Tenn.)	Fisk	1/11/2006	111
8.	Thomas	Mount Ida	2/18/2006	109
	LaGrange	Fisk	1/8/2006	109
	Linfield	Caltech	12/20/2005	109
	Ferrum	Emory & Henry	12/6/2005	109

FIELD-GOAL PERCENTAGE

Rk	Team	Opponent	Date	FG%	FGM	FGA
1.	Maine Maritime	Thomas	2/8/2006	67.9	36	53
2.	McDaniel	Frank. & Marsh.	2/14/2006	67.9	38	56
3.	Wis.-Oshkosh	Wis.-Whitewater	2/15/2006	66.7	30	45
4.	Buena Vista	Wartburg	1/18/2006	64.6	31	48
5.	Rhodes	Fisk	12/8/2005	64.0	48	75
6.	Wis.-Oshkosh	Wis.-Superior	12/3/2005	63.0	29	46
7.	Wis.-Stevens Point	Wis.-Superior	1/4/2006	62.7	37	59
	Ferrum	LaGrange	11/27/2005	62.7	37	59
9.	Maryville (Tenn.)	Fisk	1/11/2006	62.5	45	72
	Rose-Hulman	Cal St. Maritime	11/26/2005	62.5	30	48
	Southern Me.	Mass.-Boston	2/14/2005	62.5	35	56

THREE-POINT FIELD-GOAL PERCENTAGE

Rk	Team	Opponent	Date	3FG%	3FG	3FGA
1.	Wis.-Oshkosh	Wis.-Whitewater	2/15/2006	84.6	11	13
2.	St. Scholastica	Wis.-Superior	12/16/2005	76.9	10	13
3.	Carnegie Mellon	Brandeis	1/6/2006	71.4	10	14
4.	Buena Vista	Wartburg	1/18/2006	70.6	12	17
5.	St. Lawrence	Clarkson	2/7/2006	68.8	11	16
6.	Southwestern (Tex.)	Oglethorpe	2/12/2006	66.7	12	18
	Puget Sound	Willamette	1/20/2006	66.7	10	15
	Buena Vista	Central (Iowa)	11/29/2005	66.7	10	15
9.	Wis.-Oshkosh	Wis.-La Crosse	1/11/2006	64.7	11	17
10.	George Fox	Western Ore.	12/09/2005	64.0	16	25

FREE-THROW PERCENTAGE

Rk	Team	Opponent	Date	FT%	FT	FTA
1.	Rose-Hulman	Earlham	12/16/2005	100.0	22	22
	Buena Vista	Loras	2/4/2006	100.0	18	18
	Hendrix	Southwestern (Tex.)	1/20/2006	100.0	17	17
	TCNJ	New Jersey City	2/18/2006	100.0	16	16
	Frank. & Marsh.	Widener	11/20/2005	100.0	15	15
6.	Concordia-Mhead	St. Benedict	1/21/2006	95.8	23	24
7.	Buena Vista	Wartburg	2/15/2006	95.7	22	23
	Alverno	Rochester Inst.	11/26/2005	95.7	22	23

Rk	Team	Opponent	Date	FT%	FT	FTA
9.	Greensboro	Piedmont	11/19/2005	95.5	21	22
10.	Shenandoah	Chris. Newport	2/1/2006	95.2	20	21
	Bowdoin	Colby	1/21/2006	95.2	20	21
	Regis (Mass.)	Connecticut Col.	11/18/2005	95.2	20	21

THREE-POINT FIELD GOALS MADE

Rk	Team	Opponent	Date	3FG
1.	Thomas	Wheelock	12/11/2005	20
2.	Thomas	Lesley	2/5/2006	18
	Thomas	Bay Path	2/4/2006	18
	Thomas	Husson	1/11/2006	18
	Whitworth	Montana Tech	11/20/2005	18

Rk	Team	Opponent	Date	3FG
6.	Thomas	Becker	1/22/2006	17
	Ohio Wesleyan	Kenyon	1/11/2006	17
8.	Shenandoah	Greensboro	2/18/2006	16
	Ohio Wesleyan	Denison	2/18/2006	16
	LeTourneau	Ozarks (Ark.)	2/18/2006	16
	Thomas	Mount Ida	2/18/2006	16
	Thomas	Lasell	2/17/2006	16
	Emory & Henry	Hollins	1/5/2006	16
	George Fox	Western Ore.	12/09/2005	16

2006 Division III Team Leaders

Scoring Defense

Rk	Team	GM	W-L	OPP PTS	OPP PPG
1.	Norwich	30	25-5	1,378	45.9
2.	Lakeland	29	21-8	1,398	48.2
3.	Southern Me.	34	32-2	1,659	48.8
4.	Mt. St. Mary (N.Y.)	29	25-4	1,435	49.5
5.	Villa Julie	27	20-7	1,342	49.7
6.	Claremont-M.S.	25	20-5	1,243	49.7
7.	Bowdoin	30	27-3	1,509	50.3
8.	Western New Eng.	28	21-7	1,409	50.3
9.	Wheaton (Ill.)	30	25-5	1,511	50.4
10.	Salve Regina	27	19-8	1,362	50.4
11.	Misericordia	25	15-10	1,266	50.6
12.	Phila. Bible	30	21-9	1,534	51.1
13.	Stevens Institute	29	20-9	1,496	51.6
14.	Dickinson	27	19-8	1,395	51.7
15.	Keuka	26	16-10	1,344	51.7
16.	Kenyon	28	21-7	1,449	51.8
17.	Messiah	29	26-3	1,510	52.1
18.	Muhlenberg	29	26-3	1,511	52.1
19.	Howard Payne	29	24-5	1,519	52.4
20.	St. Lawrence	27	19-8	1,418	52.5
21.	WPI	26	16-10	1,367	52.6
22.	Utica	27	18-9	1,422	52.7
	Castleton St.	27	17-10	1,422	52.7
24.	Richard Stockton	28	22-6	1,483	53.0
	TCNJ	28	19-9	1,483	53.0
26.	Mary Washington	31	29-2	1,650	53.2
27.	Johns Hopkins	30	22-8	1,597	53.2
28.	Maine Maritime	29	23-6	1,545	53.3
29.	Susquehanna	26	14-12	1,386	53.3
30.	Suffolk	26	15-11	1,391	53.5
31.	Baptist Bible (Pa.)	30	21-9	1,607	53.6
32.	Medaille	28	26-2	1,501	53.6
33.	Hope	34	33-1	1,825	53.7
34.	Colby-Sawyer	28	23-5	1,504	53.7
35.	Mount Holyoke	29	23-6	1,560	53.8
36.	Cortland St.	28	23-5	1,507	53.8
37.	Scranton	33	31-2	1,777	53.8
38.	Old Westbury	24	15-9	1,296	54.0
39.	Ursinus	24	13-11	1,298	54.1
40.	Me.-Farmington	29	24-5	1,570	54.1
41.	Calvin	28	23-5	1,516	54.1
42.	Penn St.-Behrend	27	17-10	1,462	54.1
43.	Pacific Lutheran	28	24-4	1,517	54.2
44.	John Jay	28	16-12	1,520	54.3
45.	Maryville (Tenn.)	30	23-7	1,634	54.5
46.	Baldwin-Wallace	32	27-5	1,749	54.7
47.	Elmhurst	25	17-8	1,369	54.8
48.	Rutgers-Newark	27	15-12	1,480	54.8
	Union (N.Y.)	27	18-9	1,480	54.8
50.	Rochester	28	20-8	1,535	54.8

Field-Goal Percentage Defense

Rk	Team	GM	W-L	OPP FG	OPP FGA	OPP FG%
1.	John Jay	28	16-12	547	1,787	30.6
2.	Norwich	30	25-5	489	1,578	31.0
3.	Colby-Sawyer	28	23-5	519	1,670	31.1
4.	Johns Hopkins	30	22-8	542	1,718	31.5
5.	Keuka	26	16-10	484	1,509	32.1
6.	Mt. St. Mary (N.Y.)	29	25-4	510	1,585	32.2
7.	Stevens Institute	29	20-9	536	1,665	32.2
8.	Mary Washington	31	29-2	609	1,885	32.3
9.	Lakeland	29	21-8	520	1,604	32.4
10.	Pacific Lutheran	28	24-4	560	1,723	32.5
11.	Medaille	28	26-2	532	1,636	32.5
12.	Becker	25	8-17	575	1,768	32.5
13.	Salve Regina	27	19-8	490	1,506	32.5
14.	Cortland St.	28	23-5	546	1,675	32.6
15.	Salem St.	28	23-5	597	1,831	32.6
16.	Merchant Marine	25	15-10	489	1,499	32.6
17.	Castleton St.	27	17-10	505	1,547	32.6
18.	Lehman	27	11-16	559	1,709	32.7
19.	New York U.	26	18-8	524	1,601	32.7
20.	FDU-Florham	26	17-9	499	1,515	32.9
21.	Muhlenberg	29	26-3	549	1,666	33.0
22.	D'Youville	28	18-10	581	1,759	33.0
23.	Wheaton (Ill.)	30	25-5	506	1,529	33.1
24.	Southern Me.	34	32-2	597	1,803	33.1
25.	Piedmont	27	20-7	536	1,613	33.2
26.	Simmons	26	12-14	535	1,603	33.4
27.	Western New Eng.	28	21-7	526	1,567	33.6
28.	Smith	23	7-16	419	1,246	33.6
29.	Hope	34	33-1	633	1,878	33.7
30.	Maine Maritime	29	23-6	520	1,538	33.8
31.	Scranton	33	31-2	609	1,800	33.8
32.	Old Westbury	24	15-9	434	1,281	33.9
33.	Randolph-Macon	31	28-3	648	1,911	33.9
34.	Maryville (Mo.)	29	24-5	547	1,613	33.9
35.	Messiah	29	26-3	534	1,573	33.9
36.	Fredonia St.	27	17-10	534	1,572	34.0
37.	Washington-St. Louis	28	25-3	591	1,738	34.0
38.	Lasell	27	15-12	521	1,529	34.1
39.	Mt. St. Vincent	25	8-17	516	1,513	34.1
40.	Utica	27	18-9	543	1,592	34.1
41.	TCNJ	28	19-9	545	1,595	34.2
42.	Bowdoin	30	27-3	570	1,667	34.2
43.	Redlands	25	14-11	462	1,350	34.2
44.	Greensboro	30	22-8	649	1,896	34.2
45.	Kenyon	28	21-7	487	1,419	34.3
46.	Misericordia	25	15-10	476	1,385	34.4
47.	Roger Williams	26	8-18	512	1,489	34.4
48.	Endicott	29	18-11	576	1,674	34.4
49.	Husson	26	13-13	544	1,579	34.5
50.	Emmanuel (Mass.)	31	23-8	624	1,796	34.7

Free-Throw Percentage

Rk	Team	GM	W-L	FT	FTA	FT%
1.	Rose-Hulman	25	13-12	442	535	82.6
2.	Buena Vista	27	17-10	476	607	78.4
3.	Hendrix	26	16-10	475	607	78.3
4.	Rhodes	26	18-8	418	540	77.4
5.	Ill. Wesleyan	27	19-8	378	489	77.3
6.	Whitworth	24	13-11	337	436	77.3
7.	Messiah	29	26-3	445	580	76.7
8.	Wis.-Oshkosh	27	19-8	362	473	76.5
9.	McDaniel	29	20-9	512	673	76.1
10.	Minn.-Morris	26	16-10	378	500	75.6
11.	Penn St.-Behrend	27	17-10	333	442	75.3
12.	Gettysburg	26	15-11	461	613	75.2
13.	Lycoming	24	5-19	294	391	75.2
14.	Widener	26	15-11	440	586	75.1
15.	DePauw	31	29-2	480	642	74.8
16.	Alma	25	13-12	314	420	74.8
17.	St. Lawrence	27	19-8	424	574	73.9
18.	Mary Washington	31	29-2	435	589	73.9
19.	St. Mary's (Ind.)	26	11-15	331	449	73.7
20.	Moravian	28	21-7	543	738	73.6
21.	Whitman	25	14-11	309	420	73.6
22.	Central (Iowa)	23	5-18	235	320	73.4
23.	Nichols	28	20-8	275	375	73.3
24.	Bridgewater (Va.)	30	24-6	411	561	73.3
25.	Carroll (Wis.)	27	22-5	397	542	73.2
26.	Olivet	27	13-14	402	549	73.2
27.	St. John Fisher	28	25-3	407	556	73.2
28.	Brockport St.	27	14-13	342	469	72.9
29.	St. Benedict	27	21-6	451	620	72.7
30.	Kenyon	28	21-7	272	374	72.7
	Juniata	25	13-12	272	374	72.7
32.	Brandeis	25	20-5	414	570	72.6
33.	Susquehanna	26	14-12	290	400	72.5
34.	Frank. & Marsh	25	10-15	358	494	72.5
35.	Lawrence	24	19-5	306	423	72.3
36.	Wheaton (Ill.)	30	25-5	388	537	72.3
37.	Concordia-M'head	28	21-7	373	517	72.1
38.	MacMurray	26	9-17	362	503	72.0
39.	Elms	25	9-16	354	492	72.0
40.	Marian (Wis.)	27	16-11	379	527	71.9
41.	Catholic	28	19-8	376	523	71.9
42.	Delaware Valley	26	17-9	454	632	71.8
43.	Concordia (Wis.)	28	19-9	400	557	71.8
44.	Hood	26	15-11	391	545	71.7
45.	Albertus Magnus	25	8-17	255	356	71.6
46.	Franklin	29	24-5	348	486	71.6
47.	Bowdoin	30	27-3	458	640	71.6
48.	Otterbein	27	19-8	413	578	71.5
49.	Sewanee	25	11-14	351	492	71.3
50.	Augustana (Ill.)	25	6-19	316	443	71.3
	St. Scholastica	25	12-13	316	443	71.3

Rebound Margin

Rk	Team	GM	W-L	REB	RPG	OPP REB	OPP RPG	REB MAR
1.	Maine Maritime	29	23-6	1,281	44.2	945	32.6	11.6
2.	Medaille	28	26-2	1,285	45.9	961	34.3	11.6
3.	Mississippi Col.	25	19-6	1,117	44.7	844	33.8	10.9
4.	Mary Washington	31	29-2	1,422	45.9	1,086	35.0	10.8
5.	Wilmington (Ohio)	27	19-8	1,178	43.6	887	32.9	10.8
6.	John Jay	28	16-12	1,355	48.4	1,057	37.8	10.6
7.	Salve Regina	27	19-8	1,184	43.9	907	33.6	10.3
8.	Stevens Institute	29	20-9	1,357	46.8	1,072	37.0	9.8
9.	Eastern Conn. St.	28	21-7	1,186	42.4	918	32.8	9.6
10.	Lincoln (Pa.)	27	8-19	1,328	49.2	1,073	39.7	9.4
11.	Johns Hopkins	30	22-8	1,384	46.1	1,110	37.0	9.1
12.	Chestnut Hill	25	17-8	1,192	47.7	965	38.6	9.1
13.	Luther	26	21-5	1,037	39.9	803	30.9	9.0
14.	Bowdoin	30	27-3	1,312	43.7	1,043	34.8	9.0
15.	Piedmont	27	20-7	1,210	44.8	968	35.9	9.0
16.	DePauw	31	29-2	1,298	41.9	1,027	33.1	8.7
17.	St. Joseph's (Me.)	26	10-16	1,140	43.8	914	35.2	8.7
18.	Albright	25	14-11	1,093	43.7	882	35.3	8.4
19.	Hope	34	33-1	1,490	43.8	1,204	35.4	8.4
20.	Wis.-Stevens Point	28	20-8	1,174	41.9	949	33.9	8.0
21.	Wittenberg	27	19-8	1,134	42.0	919	34.0	8.0
22.	Hardin-Simmons	31	24-7	1,368	44.1	1,127	36.4	7.8
23.	Chris. Newport	26	17-9	1,227	47.2	1,025	39.4	7.8

Rk	Team	GM	W-L	REB	RPG	OPP REB	OPP RPG	REB MAR
24.	Trinity (Tex.)	28	20-8	1,289	46.0	1,072	38.3	7.8
25.	FDU-Florham	26	17-9	1,203	46.3	1,006	38.7	7.6
	Keuka	26	16-10	1,161	44.7	964	37.1	7.6
27.	Colby-Sawyer	28	23-5	1,288	46.0	1,079	38.5	7.5
28.	Merchant Marine	25	15-10	1,168	46.7	984	39.4	7.4
29.	Washington-St. Louis	28	25-3	1,256	44.9	1,051	37.5	7.3
30.	Southern Me.	34	32-2	1,386	40.8	1,139	33.5	7.3
31.	Scranton	33	31-2	1,398	42.4	1,161	35.2	7.2
32.	Norwich	30	25-5	1,209	40.3	994	33.1	7.2
33.	Western New Eng.	28	21-7	1,119	40.0	920	32.9	7.1
34.	Anderson (Ind.)	27	16-11	1,079	40.0	890	33.0	7.0
	Albion	26	17-9	1,027	39.5	845	32.5	7.0
36.	Monmouth (Ill.)	23	10-13	996	43.3	839	36.5	6.8
37.	Mount Holyoke	29	23-6	1,183	40.8	986	34.0	6.8
38.	Babson	25	14-11	1,035	41.4	866	34.6	6.8
39.	Rochester	28	20-8	1,176	42.0	989	35.3	6.7
40.	Wis.-Stout	30	22-8	1,306	43.5	1,112	37.1	6.5
41.	Pacific Lutheran	28	24-4	1,201	42.9	1,025	36.6	6.3
	Catholic	28	19-8	1,132	40.4	956	34.1	6.3
43.	McMurry	29	26-3	1,212	41.8	1,035	35.7	6.1
44.	Salisbury	25	14-11	1,223	48.9	1,071	42.8	6.1
45.	Me.-Farmington	29	24-5	1,280	44.1	1,105	38.1	6.0
46.	Maryville (Tenn.)	30	23-7	1,250	41.7	1,069	35.6	6.0
47.	Mt. St. Mary (N.Y.)	29	25-4	1,227	42.3	1,053	36.3	6.0
48.	Richard Stockton	28	22-6	1,082	38.6	915	32.7	6.0
49.	Marymount (Va.)	29	20-9	1,290	44.5	1,118	38.6	5.9
50.	Springfield	29	22-7	1,281	44.2	1,110	38.3	5.9

Three-Point Field Goals Per Game

Rk	Team	GM	W-L	3FG	3PG
1.	Thomas	26	15-11	307	11.8
2.	Emory & Henry	26	11-15	294	11.3
3.	Ohio Wesleyan	26	14-12	264	10.2
4.	Grinnell	23	9-14	232	10.1
5.	Buena Vista	27	17-10	247	9.1
6.	Coast Guard	26	11-15	224	8.6
7.	Benedictine (Ill.)	26	13-13	208	8.0
8.	Oglethorpe	28	21-7	219	7.8
9.	Gwynedd-Mercy	29	25-4	220	7.6
10.	Waynesburg	27	14-13	202	7.5
	Castleton St.	27	17-10	202	7.5
12.	Cortland St.	28	23-5	207	7.4
13.	Rhodes	26	18-8	188	7.2
14.	Maryville (Tenn.)	30	23-7	216	7.2
	George Fox	25	19-6	180	7.2
16.	Fitchburg St.	25	14-11	178	7.1
17.	Ill. Wesleyan	27	19-8	191	7.1
18.	Baptist Bible (Pa.)	30	21-9	210	7.0
19.	Olivet	27	13-14	186	6.9
20.	Central (Iowa)	23	5-18	158	6.9
21.	Bridgewater (Va.)	30	24-6	206	6.9
22.	Puget Sound	29	23-6	199	6.9
23.	Albion	26	17-9	177	6.8
24.	Transylvania	25	8-17	167	6.7
25.	Cornell College	26	7-19	173	6.7
26.	LeTourneau	25	8-17	165	6.6
27.	Greensboro	30	22-8	196	6.5
28.	La Verne	25	12-13	162	6.5
29.	Pomona-Pitzer	23	3-20	149	6.5
30.	Ohio Northern	26	12-14	168	6.5
31.	St. Thomas (Minn.)	25	10-15	161	6.4
32.	Merchant Marine	25	15-10	160	6.4
33.	Westfield St.	26	12-14	166	6.4
34.	Southern Me.	34	32-2	215	6.3
35.	Mary Washington	31	29-2	196	6.3
36.	Heidelberg	26	10-16	164	6.3
37.	Kenyon	28	21-7	176	6.3
	Thomas More	28	20-8	176	6.3
39.	St. John Fisher	28	25-3	175	6.3
40.	Drew	25	12-13	156	6.2
41.	St. Benedict	27	21-6	168	6.2
42.	Wis.-River Falls	26	12-14	161	6.2
43.	Wash. & Jeff.	27	22-5	167	6.2
	Dallas	27	13-14	167	6.2
45.	Texas Lutheran	25	5-20	154	6.2
46.	Maryville (Mo.)	29	24-5	178	6.1
47.	Wilmington (Ohio)	27	19-8	165	6.1
48.	Farmingdale	29	20-9	177	6.1
49.	Denison	29	22-7	174	6.0
	Hamline	26	13-13	156	6.0
	Occidental	25	13-12	150	6.0

Scoring Margin

Rk	Team	GM	W-L	PTS	PPG	OPP PTS	OPP PPG	SCR MAR
1.	Southern Me.	34	32-2	2,586	76.1	1,659	48.8	27.3
2.	Maryville (Tenn.)	30	23-7	2,384	79.5	1,634	54.5	25.0
3.	Hope	34	33-1	2,602	76.5	1,825	53.7	22.9
4.	Randolph-Macon	31	28-3	2,547	82.2	1,873	60.4	21.7
5.	Mary Washington	31	29-2	2,313	74.6	1,650	53.2	21.4
6.	Maryville (Mo.)	29	24-5	2,193	75.6	1,591	54.9	20.8
7.	Bowdoin	30	27-3	2,119	70.6	1,509	50.3	20.3
8.	DePauw	31	29-2	2,468	79.6	1,838	59.3	20.3
9.	Messiah	29	26-3	2,098	72.3	1,510	52.1	20.3
10.	Washington-St. Louis	28	25-3	2,157	77.0	1,595	57.0	20.1
11.	Me.-Farmington	29	24-5	2,146	74.0	1,570	54.1	19.9
12.	Gwynedd-Mercy	29	25-4	2,173	74.9	1,630	56.2	18.7
13.	Piedmont	27	20-7	2,054	76.1	1,575	58.3	17.7
14.	Luther	26	21-5	1,965	75.6	1,507	58.0	17.6
15.	Phila. Bible	30	21-9	2,055	68.5	1,534	51.1	17.4
16.	Medaille	28	26-2	1,986	70.9	1,501	53.6	17.3
17.	Scranton	33	31-2	2,344	71.0	1,777	53.8	17.2
18.	McMurry	29	26-3	2,174	75.0	1,677	57.8	17.1
19.	Simpson	29	24-5	2,196	75.7	1,703	58.7	17.0
20.	Baldwin-Wallace	32	27-5	2,289	71.5	1,749	54.7	16.9
21.	Puget Sound	29	23-6	2,131	73.5	1,662	57.3	16.2
22.	Baptist Bible (Pa.)	30	21-9	2,085	69.5	1,607	53.6	15.9
23.	Maine Maritime	29	23-6	1,993	68.7	1,545	53.3	15.4
24.	Howard Payne	29	24-5	1,962	67.7	1,519	52.4	15.3
25.	St. John Fisher	28	25-3	2,016	72.0	1,595	57.0	15.0
26.	Bridgewater (Va.)	30	24-6	2,223	74.1	1,772	59.1	15.0
27.	Mt. St. Mary (N.Y.)	29	25-4	1,861	64.2	1,435	49.5	14.7
28.	Franklin	29	24-5	2,100	72.4	1,680	57.9	14.5
29.	Wheaton (Ill.)	30	25-5	1,945	64.8	1,511	50.4	14.5
30.	Salem St.	28	23-5	2,089	74.6	1,687	60.3	14.4
31.	Baruch	30	23-7	2,154	71.8	1,727	57.6	14.2
	Norwich	30	25-5	1,805	60.2	1,378	45.9	14.2
33.	St. Benedict	27	21-6	2,013	74.6	1,629	60.3	14.2
34.	Pacific Lutheran	28	24-4	1,894	67.6	1,517	54.2	13.5
35.	Colby-Sawyer	28	23-5	1,877	67.0	1,504	53.7	13.3
36.	Oswego St.	28	21-7	1,973	70.5	1,608	57.4	13.0
37.	Cortland St.	28	23-5	1,864	66.6	1,507	53.8	12.8
38.	Hardin-Simmons	31	24-7	2,298	74.1	1,904	61.4	12.7
39.	Claremont-MS	25	20-5	1,559	62.4	1,243	49.7	12.6
40.	Castleton St.	27	17-10	1,753	64.9	1,422	52.7	12.3
41.	Eastern Conn. St.	28	21-7	2,005	71.6	1,666	59.5	12.1
	Western New Eng.	28	21-7	1,748	62.4	1,409	50.3	12.1
	Richard Stockton	28	22-6	1,822	65.1	1,483	53.0	12.1
44.	Greensboro	30	22-8	2,180	72.7	1,822	60.7	11.9
45.	Rochester	28	20-8	1,869	66.8	1,535	54.8	11.9
46.	Keuka	26	16-10	1,649	63.4	1,344	51.7	11.7
47.	Chestnut Hill	25	17-8	1,744	69.8	1,451	58.0	11.7
48.	Mississippi Col.	25	19-6	1,846	73.8	1,555	62.2	11.6
49.	Calvin	28	23-5	1,840	65.7	1,516	54.1	11.6
50.	George Fox	25	19-6	1,740	69.6	1,452	58.1	11.5
51.	Williams	29	23-6	1,931	66.6	1,597	55.1	11.5
52.	Emmanuel (Mass.)	31	23-8	2,118	68.3	1,763	56.9	11.5

Won-Lost Percentage

Rk	Team	W	L	Pct.
1.	Hope	33	1	97.1
2.	Southern Me.	32	2	94.1
3.	Scranton	31	2	93.9
4.	DePauw	29	2	93.5
	Mary Washington	29	2	93.5
6.	Medaille	26	2	92.9
7.	Randolph-Macon	28	3	90.3
8.	Bowdoin	27	3	90.0
9.	McMurry	26	3	89.7
	Muhlenberg	26	3	89.7
	Messiah	26	3	89.7
12.	St. John Fisher	25	3	89.3
	Washington-St. Louis	25	3	89.3
14.	Capital	26	4	86.7
15.	Gwynedd-Mercy	25	4	86.2
	Mt. St. Mary (N.Y.)	25	4	86.2
17.	Pacific Lutheran	24	4	85.7
18.	Baldwin-Wallace	27	5	84.4
19.	Wheaton (Ill.)	25	5	83.3
	Norwich	25	5	83.3
21.	Simpson	24	5	82.8
	Franklin	24	5	82.8
	Me.-Farmington	24	5	82.8

Rk	Team	W	L	Pct.
	Maryville (Mo.)	24	5	82.8
	Howard Payne	24	5	82.8
26.	Colby-Sawyer	23	5	82.1
	Calvin	23	5	82.1
	Salem St.	23	5	82.1
	Cortland St.	23	5	82.1
30.	Wash. & Jeff.	22	5	81.5
	Carroll (Wis.)	22	5	81.5
32.	Luther	21	5	80.8
33.	Bridgewater (Va.)	24	6	80.0
	Pitt.-Greensburg	24	6	80.0
	Claremont-MS	20	5	80.0
	Brandeis	20	5	80.0
37.	Mount Holyoke	23	6	79.3
	Puget Sound	23	6	79.3
	Maine Maritime	23	6	79.3
	Williams	23	6	79.3
41.	Lawrence	19	5	79.2
42.	Richard Stockton	22	6	78.6
	William Smith	22	6	78.6
44.	St. Benedict	21	6	77.8
45.	Hardin-Simmons	24	7	77.4
46.	Maryville (Tenn.)	23	7	76.7
	Baruch	23	7	76.7
48.	George Fox	19	6	76.0
	Mississippi Col.	19	6	76.0
50.	Springfield	22	7	75.9
	Denison	22	7	75.9

Three-Point Field-Goal Percentage

Rk	Team	GM	W-L	3FG	3FGA	3FG%
1.	Wis.-Oshkosh	27	19-8	141	322	43.8
2.	Rhodes	26	18-8	188	464	40.5
3.	Albion	26	17-9	177	446	39.7
4.	Puget Sound	29	23-6	199	505	39.4
5.	Ohio Northern	26	12-14	168	432	38.9
6.	Simpson	29	24-5	129	335	38.5
7.	Buena Vista	27	17-10	247	643	38.4
8.	Salem St.	28	23-5	155	409	37.9
9.	Southern Me.	34	32-2	215	572	37.6
10.	Bethel (Minn.)	26	13-13	136	362	37.6
11.	Rose-Hulman	25	13-12	106	284	37.3
12.	Ill. Wesleyan	27	19-8	191	513	37.2
13.	Gwynedd-Mercy	29	25-4	220	592	37.2
14.	St. Benedict	27	21-6	168	453	37.1
15.	Hope	34	33-1	192	521	36.9
16.	Bridgewater (Va.)	30	24-6	206	559	36.9
17.	Wilmington (Ohio)	27	19-8	165	448	36.8
18.	St. Thomas (Minn.)	25	10-15	161	438	36.8
19.	Ripon	24	15-9	109	297	36.7
20.	Cortland St.	28	23-5	207	566	36.6
21.	Messiah	29	26-3	135	370	36.5
22.	Luther	26	21-5	115	316	36.4
23.	Richard Stockton	28	22-6	140	385	36.4
24.	Alvernia	27	14-13	150	413	36.3
25.	Alma	25	13-12	108	299	36.1
26.	Thomas More	28	20-8	176	490	35.9
27.	Piedmont	27	20-7	133	371	35.8
28.	Rochester	28	20-8	152	425	35.8
29.	Washington-St. Louis	28	25-3	134	375	35.7
30.	St. Olaf	25	10-15	120	336	35.7
31.	Waynesburg	27	14-13	202	566	35.7
32.	Carleton	28	18-10	109	306	35.6
33.	St. Mary's (Ind.)	26	11-15	130	366	35.5
34.	DePauw	31	29-2	136	383	35.5
35.	Baldwin-Wallace	32	27-5	158	445	35.5
36.	Mary Washington	31	29-2	196	554	35.4
37.	Martin Luther	27	13-14	111	314	35.4
38.	Claremont-MS	25	20-5	129	365	35.3
39.	St. Lawrence	27	19-8	137	388	35.3
40.	Norwich	30	25-5	149	423	35.2
41.	Wash. & Jeff.	27	22-5	167	475	35.2
42.	Baptist Bible (Pa.)	30	21-9	210	598	35.1
43.	Pacific Lutheran	28	24-4	121	345	35.1
44.	Central (Iowa)	23	5-18	158	452	35.0
45.	Eastern Conn. St.	28	21-7	149	428	34.8
46.	St. John Fisher	28	25-3	175	503	34.8
47.	St. Norbert	25	17-8	129	373	34.6
48.	Concordia-M'head	28	21-7	145	420	34.5
49.	Anderson (Ind.)	27	16-11	101	293	34.5
50.	MacMurray	26	9-17	145	421	34.4
	Catholic	28	19-8	145	421	34.4

Field-Goal Percentage

Rk	Team	GM	W-L	FGM	FGA	FG%
1.	Luther	26	21-5	760	1,579	48.1
2.	Wis.-Stevens Point	28	20-8	737	1,552	47.5
3.	Ripon	24	15-9	626	1,331	47.0
4.	Messiah	29	26-3	759	1,623	46.8
5.	Randolph-Macon	31	28-3	1,016	2,189	46.4
6.	Rockford	28	21-7	728	1,570	46.4
7.	Alma	25	13-12	622	1,347	46.2
8.	Wilmington (Ohio)	27	19-8	766	1,666	46.0
9.	Washington-St. Louis	28	25-3	833	1,814	45.9
10.	Simpson	29	24-5	833	1,820	45.8
11.	DePauw	31	29-2	926	2,043	45.3
12.	Maryville (Tenn.)	30	23-7	889	1,962	45.3
13.	Piedmont	27	20-7	755	1,667	45.3
14.	Wis.-Oshkosh	27	19-8	675	1,491	45.3
15.	Baldwin-Wallace	32	27-5	834	1,843	45.3
16.	Mississippi Col.	25	19-6	704	1,557	45.2
17.	Southern Me.	34	32-2	925	2,052	45.1
18.	McDaniel	29	20-9	771	1,716	44.9
19.	Otterbein	27	19-8	763	1,706	44.7
20.	McMurry	29	26-3	818	1,831	44.7
21.	Western New Eng.	28	21-7	688	1,545	44.5
22.	Gwynedd-Mercy	29	25-4	788	1,771	44.5
23.	Bridgewater (Va.)	30	24-6	803	1,806	44.5
24.	Hendrix	26	16-10	753	1,694	44.5
25.	Carroll (Wis.)	27	22-5	668	1,504	44.4
26.	Cal Lutheran	26	19-7	747	1,682	44.4
27.	Mary Washington	31	29-2	841	1,899	44.3
28.	Carleton	28	18-10	660	1,493	44.2
29.	Pacific Lutheran	28	24-4	704	1,595	44.1
30.	Eastern Conn. St.	28	21-7	744	1,687	44.1
31.	Albion	26	17-9	665	1,510	44.0
32.	Wash. & Jeff.	27	22-5	672	1,526	44.0
33.	Calvin	28	23-5	690	1,571	43.9
34.	Franklin	29	24-5	790	1,805	43.8
35.	Rhodes	26	18-8	687	1,570	43.8
36.	Rose-Hulman	25	13-12	583	1,335	43.7
37.	Bethel (Minn.)	26	13-13	656	1,507	43.5
38.	Manchester	29	21-8	734	1,690	43.4
39.	Thomas More	28	20-8	657	1,513	43.4
40.	Puget Sound	29	23-6	781	1,803	43.3
41.	Hardin-Simmons	31	24-7	803	1,858	43.2
42.	Buena Vista	27	17-10	742	1,719	43.2
43.	Millikin	25	15-10	598	1,388	43.1
44.	St. Norbert	25	17-8	563	1,307	43.1
45.	Hope	34	33-1	918	2,133	43.0
46.	Baptist Bible (Pa.)	30	21-9	744	1,732	43.0
47.	Chicago	25	17-8	650	1,515	42.9
48.	Ohio Northern	26	12-14	573	1,338	42.8
49.	Greensboro	30	22-8	800	1,870	42.8
50.	Lewis & Clark	24	12-12	554	1,297	42.7
51.	Concordia (Wis.)	28	19-9	687	1,610	42.7
52.	Phila. Bible	30	21-9	803	1,882	42.7
53.	St. Benedict	27	21-6	697	1,634	42.7

Scoring Offense

Rk	Team	GM	W-L	PTS	PPG
1.	Emory & Henry	26	11-15	2,154	82.8
2.	Randolph-Macon	31	28-3	2,547	82.2
3.	Buena Vista	27	17-10	2,207	81.7
4.	Thomas	26	15-11	2,107	81.0
5.	Hendrix	26	16-10	2,099	80.7
6.	Oglethorpe	28	21-7	2,251	80.4
7.	DePauw	31	29-2	2,468	79.6
8.	Maryville (Tenn.)	30	23-7	2,384	79.5
9.	Wilmington (Ohio)	27	19-8	2,081	77.1
10.	Washington-St. Louis	28	25-3	2,157	77.0
11.	Hope	34	33-1	2,602	76.5
12.	Rhodes	26	18-8	1,980	76.2
13.	Piedmont	27	20-7	2,054	76.1
14.	Southern Me.	34	32-2	2,586	76.1
15.	Simpson	29	24-5	2,196	75.7
16.	Otterbein	27	19-8	2,044	75.7
17.	Maryville (Mo.)	29	24-5	2,193	75.6
18.	Luther	26	21-5	1,965	75.6
19.	East Tex. Baptist	27	18-9	2,038	75.5
20.	McMurry	29	26-3	2,174	75.0
21.	Gwynedd-Mercy	29	25-4	2,173	74.9
22.	Mary Washington	31	29-2	2,313	74.6
23.	Salem St.	28	23-5	2,089	74.6
24.	St. Benedict	27	21-6	2,013	74.6
25.	Cal Lutheran	26	19-7	1,931	74.3
26.	Hardin-Simmons	31	24-7	2,298	74.1
27.	Bridgewater (Va.)	30	24-6	2,223	74.1
28.	Me.-Farmington	29	24-5	2,146	74.0
29.	Ozarks (Ark.)	26	12-14	1,922	73.9
30.	Wis.-Stevens Point	28	20-8	2,068	73.9
31.	Mississippi Col.	25	19-6	1,846	73.8
32.	Trinity (Tex.)	28	20-8	2,065	73.8
33.	Puget Sound	29	23-6	2,131	73.5
34.	Salisbury	25	14-11	1,833	73.3
35.	Wis.-Stout	30	22-8	2,195	73.2
36.	McDaniel	29	20-9	2,120	73.1
37.	Greensboro	30	22-8	2,180	72.7
38.	Franklin	29	24-5	2,100	72.4
39.	Messiah	29	26-3	2,098	72.3
40.	St. John Fisher	28	25-3	2,016	72.0
	Colorado Col.	25	15-10	1,800	72.0
42.	Baruch	30	23-7	2,154	71.8
43.	Moravian	28	21-7	2,009	71.8
44.	Eastern Conn. St.	28	21-7	2,005	71.6
45.	Chicago	25	17-8	1,789	71.6
46.	Baldwin-Wallace	32	27-5	2,289	71.5
47.	Pitt.-Greensburg	30	24-6	2,139	71.3
48.	Farmingdale	29	20-9	2,065	71.2
49.	Scranton	33	31-2	2,344	71.0
50.	Medaille	28	26-2	1,986	70.9



Photo by Philadelphia U. Sports Information

Conferences

2005-06 Division I Conference Standings	180
Division I Conference Champions Season-by-Season	182
Division I Conference Alignment History	189
2005-06 Division II Conference Standings	192
2005-06 Division III Conference Standings	194



2005-06 Division I Conference Standings

#Conference tournament champion.

*Reclassifying institution.

AMERICA EAST CONFERENCE

	Conference			Full Season		
	W	L	Pct.	W	L	Pct.
Hartford#	15	1	.938	27	4	.871
Stony Brook	12	4	.750	20	10	.667
Boston U.	9	7	.563	18	12	.600
Binghamton	9	7	.563	17	12	.586
New Hampshire	7	9	.438	15	13	.536
UMBC	7	9	.438	15	13	.536
Maine	5	11	.313	10	19	.345
Vermont	5	11	.313	9	18	.333
Albany (N.Y.)	3	13	.188	7	21	.250

ATLANTIC COAST CONFERENCE

	Conference			Full Season		
	W	L	Pct.	W	L	Pct.
Maryland	12	2	.857	34	4	.895
Duke	12	2	.857	31	4	.886
Florida St.	10	4	.714	20	10	.667
North Carolina St.	7	7	.500	19	12	.613
Virginia Tech	6	8	.429	21	10	.677
Boston College	6	8	.429	21	12	.636
Miami (Fla.)	6	8	.429	17	13	.567
Virginia	5	9	.357	20	12	.625
Wake Forest	3	11	.214	12	16	.429
Georgia Tech	2	12	.143	14	15	.483
Clemson	2	12	.143	8	21	.276

ATLANTIC SUN CONFERENCE

	Conference			Full Season		
	W	L	Pct.	W	L	Pct.
Belmont	17	3	.850	22	8	.733
Fla. Atlantic	16	4	.800	20	11	.645
East Tenn. St.	14	6	.700	18	10	.643
Gardner-Webb#	11	9	.550	14	16	.467
Mercer	10	10	.500	14	15	.483
Campbell	10	10	.500	11	18	.379
*North Fla.	9	11	.450	11	17	.393
Jacksonville	7	13	.350	10	18	.357
Stetson	7	13	.350	9	19	.321
Lipscomb	5	15	.250	6	21	.222
*Kennesaw St.	4	16	.200	5	22	.185

ATLANTIC 10 CONFERENCE

	Conference			Full Season		
	W	L	Pct.	W	L	Pct.
Team	W	L	Pct.	W	L	Pct.
George Washington	13	3	.813	23	9	.719
Charlotte	13	3	.813	21	9	.700
Temple#	12	4	.750	24	8	.750
Xavier	11	5	.688	21	9	.700
St. Joseph's	10	6	.625	20	11	.645
Dayton	8	8	.500	17	12	.586
Massachusetts	8	8	.500	11	17	.393
Richmond	7	9	.438	13	17	.433
La Salle	7	9	.438	11	17	.393
Duquesne	6	10	.375	13	17	.433
Fordham	5	11	.313	10	18	.357
Rhode Island	5	11	.313	8	20	.286
St. Louis	4	12	.250	7	20	.259
St. Bonaventure	3	13	.188	9	18	.333

BIG EAST CONFERENCE

	Conference			Full Season		
	W	L	Pct.	W	L	Pct.
Team	W	L	Pct.	W	L	Pct.
Rutgers#	16	0	1.000	27	5	.844
Connecticut	14	2	.875	32	5	.865
DePaul	11	5	.688	27	7	.794
St. John's (N.Y.)	11	5	.688	22	8	.733
Louisville	10	6	.625	19	10	.655
Marquette	9	7	.563	22	11	.667
Pittsburgh	9	7	.563	22	11	.667
Villanova	9	7	.563	21	11	.656
South Fla.	9	7	.563	19	12	.613
Notre Dame	8	8	.500	18	12	.600
Cincinnati	7	9	.438	17	12	.586
West Virginia	4	12	.250	15	16	.484
Georgetown	3	13	.188	10	17	.370
Providence	3	13	.188	8	19	.296
Seton Hall	3	13	.188	6	21	.222
Syracuse	2	14	.125	9	18	.333

BIG SKY CONFERENCE

	Conference			Full Season		
	W	L	Pct.	W	L	Pct.
Team	W	L	Pct.	W	L	Pct.
Idaho St.	11	3	.786	17	13	.567
Montana	10	4	.714	21	7	.750
Northern Ariz.#	9	5	.643	22	11	.667
Weber St.	7	7	.500	15	15	.500
Eastern Washington	7	7	.500	13	15	.464
Portland St.	6	8	.429	12	16	.429
Sacramento	4	10	.286	9	17	.346
Montana St.	2	12	.143	3	23	.115

BIG SOUTH CONFERENCE

	Conference			Full Season		
	W	L	Pct.	W	L	Pct.
Team	W	L	Pct.	W	L	Pct.
Liberty#	13	1	.929	25	6	.806
High Point	9	5	.643	20	10	.667
Coastal Caro.	7	7	.500	18	10	.643
Radford	7	7	.500	14	14	.500
Winthrop	7	7	.500	14	15	.483
Birmingham-So.	6	8	.429	12	16	.429
UNC Asheville	6	8	.429	12	16	.429
Charleston So.	1	13	.071	7	21	.250

BIG TEN CONFERENCE

	Conference			Full Season		
	W	L	Pct.	W	L	Pct.
Team	W	L	Pct.	W	L	Pct.
Ohio St.#	15	1	.938	29	3	.906
Purdue	13	3	.813	26	7	.788
Michigan St.	11	5	.688	23	11	.676
Minnesota	11	5	.688	19	10	.655
Iowa	10	6	.625	18	11	.621
Indiana	9	7	.563	19	14	.576
Illinois	6	10	.375	16	14	.533
Penn St.	6	10	.375	13	16	.448
Wisconsin	5	11	.313	11	18	.379
Northwestern	2	14	.125	6	22	.214
Michigan	0	16	.000	6	23	.207

BIG 12 CONFERENCE

	Conference			Full Season		
	W	L	Pct.	W	L	Pct.
Team	W	L	Pct.	W	L	Pct.
Oklahoma#	16	0	1.000	31	5	.861
Baylor	12	4	.750	26	7	.788
Texas A&M	11	5	.688	23	9	.719
Missouri	10	6	.625	21	10	.677
Texas Tech	9	7	.563	15	14	.517

Team	Conference			Full Season		
	W	L	Pct.	W	L	Pct.
Kansas St.	8	8	.500	24	10	.706
Nebraska	8	8	.500	19	13	.594
Iowa St.	7	9	.438	18	13	.581
Texas	7	9	.438	13	15	.464
Kansas	5	11	.313	17	13	.567
Colorado	3	13	.188	9	21	.300
Oklahoma St.	0	16	.000	6	22	.214

BIG WEST CONFERENCE

Team	Conference			Full Season		
	W	L	Pct.	W	L	Pct.
Long Beach St.	10	4	.714	18	10	.643
UC Santa Barb.#	10	4	.714	16	14	.533
UC Riverside	7	7	.500	16	15	.516
Cal Poly	7	7	.500	13	14	.481
Cal St. Fullerton	7	7	.500	11	17	.393
UC Irvine	7	7	.500	9	18	.333
Cal St. Northridge	5	9	.357	10	20	.333
Pacific	3	11	.214	6	22	.214

COLONIAL ATHLETIC ASSOCIATION

Team	Conference			Full Season		
	W	L	Pct.	W	L	Pct.
Old Dominion#	17	1	.944	22	9	.710
James Madison	14	4	.778	24	7	.774
Delaware	13	5	.722	22	8	.733
Hofstra	12	6	.667	19	12	.613
William & Mary	11	7	.611	15	13	.536
UNC Wilmington	9	9	.500	15	13	.536
Drexel	9	9	.500	15	14	.517
George Mason	7	11	.389	12	17	.414
Va. Commonwealth	6	12	.333	13	15	.464
Towson	4	14	.222	9	19	.321
Georgia St.	3	15	.167	9	20	.310
Northeastern	3	15	.167	8	21	.276

CONFERENCE USA

Team	Conference			Full Season		
	W	L	Pct.	W	L	Pct.
Tulsa#	14	3	.824	26	6	.813
Rice	11	6	.647	18	14	.563
SMU	10	6	.625	16	14	.533
Southern Miss	10	6	.625	16	14	.533
Marshall	9	7	.563	15	14	.517
East Carolina	8	8	.500	17	12	.586
Tulane	8	8	.500	15	12	.556
Houston	8	8	.500	12	17	.414
UAB	7	9	.438	14	14	.500
UTEP	6	10	.375	14	15	.483
UCF	5	11	.313	7	21	.250
Memphis	1	15	.063	3	25	.107

HORIZON LEAGUE

Team	Conference			Full Season		
	W	L	Pct.	W	L	Pct.
Wis.-Green Bay	14	2	.875	23	7	.767
Wis.-Milwaukee#	14	2	.875	22	9	.710
Ill.-Chicago	10	6	.625	16	14	.533
Butler	9	7	.563	15	14	.517
Wright St.	8	8	.500	12	16	.429
Detroit	8	8	.500	11	17	.393
Youngstown St.	4	12	.250	8	20	.286
Loyola	3	13	.188	4	25	.138
Cleveland St.	2	14	.125	4	24	.143

IVY GROUP

Team	Conference			Full Season		
	W	L	Pct.	W	L	Pct.
Dartmouth#	12	2	.857	23	7	.767
Princeton	12	2	.857	21	7	.750
Brown						

METRO ATLANTIC ATHLETIC CONFERENCE

Team	Conference			Full Season		
	W	L	Pct.	W	L	Pct.
Marist#	16	2	.889	23	7	.767
Canisius	14	4	.778	18	11	.621
Loyola	13	5	.722	20	10	.667
Iona	13	5	.722	17	12	.586
St. Peter's	9	9	.500	13	15	.464
Siena	7	11	.389	11	17	.393
Fairfield	7	11	.389	11	18	.379
Manhattan	7	11	.389	11	18	.379
Niagara	2	16	.111	4	25	.138
Rider	2	16	.111	3	25	.107

MID-AMERICAN CONFERENCE

Team	Conference			Full Season		
	W	L	Pct.	W	L	Pct.
East						
Bowling Green#	16	0	1.000	28	3	.903
Kent St.	12	4	.750	21	9	.700
Buffalo	5	11	.313	10	18	.357
Ohio	5	11	.313	9	20	.310
Miami (Ohio)	3	13	.188	8	20	.286
Akron	2	14	.125	5	23	.179
West						
Eastern Mich.	15	1	.938	22	8	.733
Western Mich.	11	5	.688	14	14	.500
Ball St.	9	7	.563	17	12	.586
Central Mich.	7	9	.438	16	12	.571
Northern Ill.	7	9	.438	12	17	.414
Toledo	4	12	.250	11	18	.379

MID-CONTINENT CONFERENCE

Team	Conference			Full Season		
	W	L	Pct.	W	L	Pct.
Western Ill.	13	3	.813	23	7	.767
IUPUI	11	5	.688	17	11	.607
Oral Roberts	10	6	.625	16	12	.571
Valparaiso	9	7	.563	16	13	.552
Oakland#	8	8	.500	15	16	.484
UMKC	8	8	.500	10	18	.357
Chicago St.	7	9	.438	12	16	.429
Southern Utah	4	12	.250	11	17	.393
Centenary (La.)	2	14	.125	3	24	.111

MID-EASTERN

ATHLETIC CONFERENCE

Team	Conference			Full Season		
	W	L	Pct.	W	L	Pct.
Coppin St.#	18	0	1.000	22	9	.710
Delaware St.	13	5	.722	21	9	.700
Md.-East Shore	12	6	.667	16	13	.552
Howard	10	8	.556	14	15	.483
South Carolina St.	10	8	.556	13	15	.464
N.C. A&T	9	9	.500	9	19	.321
Florida A&M	7	11	.389	12	17	.414
Hampton	6	12	.333	7	22	.241
Norfolk St.	5	13	.278	8	20	.286
Morgan St.	5	13	.278	5	23	.179
Bethune-Cookman	4	14	.222	6	23	.207

MISSOURI VALLEY CONFERENCE

Team	Conference			Full Season		
	W	L	Pct.	W	L	Pct.
Indiana St.	16	2	.889	27	6	.818
Drake	13	5	.722	17	12	.586
UNI	12	6	.667	19	11	.633
Evansville	11	7	.611	16	13	.552
Wichita St.	8	10	.444	15	13	.536
Missouri St.#	7	11	.389	17	15	.531
Illinois St.	7	11	.389	12	16	.429
Southern Ill.	6	12	.333	10	18	.357
Bradley	5	13	.278	9	19	.321
Creighton	5	13	.278	8	21	.276

MOUNTAIN WEST CONFERENCE

Team	Conference			Full Season		
	W	L	Pct.	W	L	Pct.
Brigham Young	13	3	.813	26	6	.813
Utah#	12	4	.750	26	6	.813
New Mexico	11	5	.688	22	10	.688
TCU	11	5	.688	19	12	.613
Wyoming	10	6	.625	21	9	.700
UNLV	9	7	.563	18	12	.600
Air Force	4	12	.250	13	15	.464
Colorado St.	2	14	.125	9	20	.310
San Diego St.	0	16	.000	3	24	.111

NORTHEAST CONFERENCE

Team	Conference			Full Season		
	W	L	Pct.	W	L	Pct.
Sacred Heart#	16	2	.889	26	5	.839
Quinnipiac	15	3	.833	22	8	.733
Robert Morris	15	3	.833	20	9	.690
Monmouth	11	7	.611	14	14	.500
Long Island	11	7	.611	14	15	.483
Mt. St. Mary's	9	9	.500	12	16	.429
Fairleigh Dickinson	6	12	.333	10	18	.357
Central Conn. St.	6	12	.333	9	20	.310
St. Francis (N.Y.)	4	14	.222	5	22	.185
St. Francis (Pa.)	4	14	.222	4	24	.143
Wagner	2	16	.111	2	25	.074

OHIO VALLEY CONFERENCE

Team	Conference			Full Season		
	W	L	Pct.	W	L	Pct.
Tennessee Tech.	16	4	.800	23	9	.719
Southeast Mo. St.#	16	4	.800	22	9	.710
Samford	15	5	.750	21	8	.724
Austin Peay	12	8	.600	15	13	.536
Morehead St.	11	9	.550	16	13	.552
Jacksonville St.	9	11	.450	11	17	.393
Murray St.	9	11	.450	11	17	.393
Eastern Ill.	9	11	.450	10	19	.345
Eastern Ky.	7	13	.350	7	20	.259
Tenn.-Martin	6	14	.300	8	19	.296
Tennessee St.	0	20	.000	0	27	.000

PACIFIC-10 CONFERENCE

Team	Conference			Full Season		
	W	L	Pct.	W	L	Pct.
Stanford	15	3	.833	26	8	.765
Arizona St.	14	4	.778	25	7	.781
UCLA#	12	6	.667	21	11	.656
Washington	11	7	.611	19	11	.633
Southern California	11	7	.611	19	12	.613
California	10	8	.556	18	12	.600
Oregon St.	7	11	.389	16	15	.516
Oregon	5	13	.278	14	15	.483
Arizona	3	15	.167	8	22	.267
Washington St.	2	16	.111	8	20	.286

PATRIOT LEAGUE

Team	Conference			Full Season		
	W	L	Pct.	W	L	Pct.
Army#	11	3	.786	20	11	.645
Bucknell	10	4	.714	18	11	.621
Holy Cross	10	4	.714	16	14	.533
Navy	7	7	.500	14	14	.500
Colgate	6	8	.429	9	20	.310
Lehigh	5	9	.357	10	18	.357
American	4	10	.286	7	21	.250
Lafayette	3	11	.214	8	20	.286

SOUTHEASTERN CONFERENCE

Team	Conference			Full Season		
	W	L	Pct.	W	L	Pct.
LSU	13	1	.929	31	3	.912
Tennessee#	11	3	.786	31	5	.861
Georgia	10	4	.714	23	9	.719
Kentucky	9	5	.643	22	9	.710
Florida	8	6	.571	21	9	.700
Vanderbilt	8	6	.571	21	11	.656
South Carolina	7	7	.500	17	12	.586
Mississippi	5	9	.357	17	14	.548
Arkansas	5	9	.357	13	15	.464
Auburn	4	10	.286	14	15	.483
Alabama	3	11	.214	9	19	.321
Mississippi St.	1	13	.071	6	22	.214

SOUTHERN CONFERENCE

Team	Conference			Full Season		
	W	L	Pct.	W	L	Pct.
Chattanooga#	18	0	1.000	27	4	.871
UNC Greensboro	12	6	.667	18	12	.600
Davidson	12	6	.667	17	12	.586
Appalachian St.	11	7	.611	15	13	.536
Western Caro.	8	10	.444	9	20	.310
Elon	7	11	.389	12	16	.429
Col. of Charleston	7	11	.389	11	17	.393
Ga. Southern	7	11	.389	11	18	.379
Furman	5	13	.278	10	20	.333
Wofford	3	15	.167	10	20	.333

SOUTHLAND CONFERENCE

Team	Conference			Full Season		
	W	L	Pct.	W	L	Pct.
Stephen F. Austin#	14	2	.875	23	8	.742
Texas-Arlington	13	3	.813	20	9	.690
UTSA	11	5	.688	18	12	.600
La.-Monroe	9	7	.563	18	11	.621
Texas St.	9	7	.563	17	11	.607
Southeastern La.	8	8	.500	11	16	.407
McNeese St.	7	9	.438	13	15	.464
Lamar	6	10	.375	11	16	.407
Northwestern St.	4	12	.250	11	16	.407
Sam Houston St.	4	12	.250	9	18	.333
Nicholls St.	3	13	.188	4	23	.148

SOUTHWESTERN

ATHLETIC CONFERENCE

Team	Conference			Full Season		
	W	L	Pct.	W	L	Pct.
Southern U.#	14	4	.778	20	11	.645
Jackson St.	14	4	.778	17	14	.548
Miss. Valley St.	13	5	.722	17	11	.607
Alabama St.	10	8	.556	15	15	.500
Alcorn St.	9	9	.500	11	16	.407
Alabama A&M	8	10	.444	13	16	.448
Grambling	7	11	.389	11	15	.423
Ark.-Pine Bluff	6	12	.333	7	21	.250
Prairie View A&M	6	12	.333	7	21	.250
Texas Southern	3	15	.167	5	22	.185

SUN BELT CONFERENCE

Team	Conference			Full Season		
	W	L	Pct.	W	L	Pct.
East						
Western Ky.#	12					

Division I Conference Champions Season-by-Season

Regular-season and/or conference tournament champions; No. refers to the number of teams in the conference or tournament.

AMERICA EAST CONFERENCE

Note: The Seaboard Conference became the North Atlantic Conference in 1990 and the America East Conference in 1997.

Season	No.	Regular Season
1990	7	Maine
1991	6	Maine
1992	8	Vermont
1993	8	Vermont
1994	8	Maine
1995	9	Maine
1996	10	Maine
1997	10	Maine
1998	10	Vermont
1999	10	Maine
2000	10	Vermont
2001	10	Delaware
2002	9	Vermont
2003	9	Maine
2004	10	Maine
2005	10	Maine
2006	9	Hartford

Season	No.	Conference Tournament
1990	7	Maine
1991	6	Maine
1992	8	Vermont
1993	8	Vermont
1994	8	Vermont
1995	9	Maine
1996	10	Maine
1997	10	Maine
1998	10	Maine
1999	10	Maine
2000	10	Vermont
2001	10	Delaware
2002	9	Hartford
2003	9	Boston U.
2004	10	Maine
2005	10	Hartford
2006	9	Hartford

AMERICAN SOUTH CONFERENCE

Note: Combined with Sun Belt after 1991 season.

Season	No.	Regular Season
1988	6	Louisiana Tech
1989	6	Louisiana Tech
1990	6	Louisiana Tech
1991	7	Lamar

Season	No.	Conference Tournament
1988	6	Louisiana Tech
1989	4	Louisiana Tech
1990	4	Louisiana Tech
1991	4	Louisiana Tech

AMERICAN WEST CONFERENCE

Season	No.	Regular Season
1995	4	Southern Utah
1996	4	Southern Utah

Season	No.	Conference Tournament
1995	4	Southern Utah
1996	4	Southern Utah

ATLANTIC COAST CONFERENCE

Season	No.	Regular Season
1978	7	North Carolina St.
1979	8	Maryland
1980	8	North Carolina St.
1981	8	Clemson
1982	8	Maryland
1983	8	North Carolina St.
1984	8	Virginia
1985	8	North Carolina St.
1986	8	Virginia
1987	8	Virginia
1988	8	Maryland/Virginia
1989	8	Maryland
1990	8	North Carolina St.
1991	8	Virginia
1992	9	Virginia

Season No. Regular Season

1993	9	Virginia
1994	9	Virginia
1995	9	Virginia
1996	9	Virginia
1997	9	North Carolina
1998	9	Duke
1999	9	Duke
2000	9	Virginia
2001	9	Duke
2002	9	Duke
2003	9	Duke
2004	9	Duke
2005	11	North Carolina (Tied with Duke)
2006	12	North Carolina

Season No. Conference Tournament

1978	7	Maryland
1979	7	Maryland
1980	8	North Carolina St.
1981	8	Maryland
1982	8	Maryland
1983	8	Maryland
1984	8	North Carolina
1985	8	North Carolina St.
1986	8	Maryland
1987	8	North Carolina St.
1988	8	Maryland
1989	8	Maryland
1990	8	Virginia
1991	8	North Carolina St.
1992	9	Virginia
1993	9	Virginia
1994	9	North Carolina
1995	9	North Carolina
1996	9	Clemson
1997	9	North Carolina
1998	9	North Carolina
1999	9	Clemson
2000	9	Duke
2001	9	Duke
2002	9	Duke
2003	9	Duke
2004	9	Duke
2005	11	North Carolina
2006	12	North Carolina

ATLANTIC SUN CONFERENCE

Note: From 1986-91, the conference operated as the New South Women's Athletic Conference before merging with the TAAC in 1992. Known as the Trans America Athletic Conference from 1992-01.

Season No. Regular Season

1986	6	Florida A&M
1987	6	Ga. Southern
1988	7	Ga. Southern
1989	7	Florida Int'l
1990	7	Ga. Southern/Florida Int'l
1991	7	Mercer
1992	8	Florida Int'l/Mercer
1993	7	Florida Int'l
1994	7	Florida Int'l
1995	9	Florida Int'l
1996	10	Florida Int'l
1997	10	Florida Int'l
1998	11	Florida Int'l
1999	9	UCF
2000	10	Georgia St.
2001	10	Campbell
2002	11	Georgia St.
2003	12	UCF
2004	11	Lipscomb/Belmont/UCF/Georgia St.
2005	11	UCF
2006	9	Belmont

Season No. Conference Tournament

1986	6	Florida A&M
1987	6	Ga. Southern
1988	7	Ga. Southern
1989	7	Stetson
1990	7	Ga. Southern
1991	7	Miami (Fla.)
1992	8	Florida Int'l
1993	7	Florida Int'l
1994	7	Florida Int'l
1995	8	Florida Int'l
1996	8	UCF
1997	8	Florida Int'l

Season No. Conference Tournament

1998	8	Florida Int'l
1999	8	UCF
2000	10	Campbell
2001	10	Campbell
2002	11	Georgia St.
2003	12	Georgia St.
2004	11	Lipscomb
2005	11	Stetson
2006	9	Gardner-Webb

ATLANTIC 10 CONFERENCE

Season No. Regular Season

1983	8	Penn St.
1984	9	Rutgers
1985	9	Penn St./St. Joseph's
1986	9	Rutgers
1987	10	Rutgers
1988	10	Rutgers
1989	10	Rutgers/St. Joseph's
1990	10	Rutgers/St. Joseph's
1991	10	Penn St.
1992	9	West Virginia
1993	8	Rutgers
1994	9	George Washington/Rutgers
1995	9	George Washington
1996	12	Rhode Island/George Washington
1997	12	George Washington/St. Joseph's
1998	12	George Washington/Massachusetts
1999	12	St. Joseph's/Virginia Tech
2000	12	George Washington/St. Joseph's
2001	11	Xavier
2002	12	George Washington/St. Joseph's/Temple
2003	12	St. Joseph's/George Washington
2004	12	George Washington/Temple
2005	12	George Washington/Temple
2006	14	George Washington/Charlotte

Season No. Conference Tournament

1983	8	Penn St.
1984	9	Penn St.
1985	9	Penn St.
1986	9	Penn St.
1987	10	Rutgers
1988	10	Rutgers
1989	10	West Virginia
1990	10	Penn St.
1991	10	Penn St.
1992	9	George Washington
1993	8	Rutgers
1994	9	Rutgers
1995	9	George Washington
1996	12	George Washington
1997	12	St. Joseph's
1998	12	Virginia Tech
1999	12	St. Joseph's
2000	12	Xavier
2001	11	Xavier
2002	12	Temple
2003	12	George Washington
2004	12	Temple
2005	12	Temple
2006	8	Temple

BIG EAST CONFERENCE

Season No. Regular Season

1983	9	Providence/St. John's (N.Y.)
1984	9	Pittsburgh/Villanova
1985	9	St. John's (N.Y.)/Villanova
1986	9	Providence
1987	9	Villanova
1988	9	Syracuse
1989	9	Connecticut
1990	9	Connecticut/Providence
1991	9	Connecticut
1992	10	Miami (Fla.)
1993	10	Miami (Fla.)/Georgetown
1994	10	Connecticut
1995	10	Connecticut
1996	13	Connecticut
1997	13	Connecticut
1998	13	Connecticut
1999	13	Connecticut/Rutgers
2000	13	Connecticut
2001	14	Connecticut/Notre Dame
2002	14	Connecticut

Season	No.	Regular Season
2003	14	Connecticut
2004	14	Connecticut
2005	12	Rutgers
2006	16	Rutgers

Season	No.	Conference Tournament
1983	9	St. John's (N.Y.)
1984	9	St. John's (N.Y.)
1985	9	Syracuse
1986	9	Villanova
1987	9	Villanova
1988	9	St. John's (N.Y.)
1989	9	Connecticut
1990	9	Providence
1991	9	Connecticut
1992	10	Miami (Fla.)
1993	10	Miami (Fla.)
1994	10	Connecticut
1995	10	Connecticut
1996	13	Connecticut
1997	13	Connecticut
1998	13	Connecticut
1999	13	Connecticut
2000	13	Connecticut
2001	14	Connecticut
2002	14	Connecticut
2003	14	Villanova
2004	14	Boston College
2005	12	Connecticut
2006	12	Rutgers

BIG EIGHT CONFERENCE

Season	No.	Regular Season
1976	8	Kansas St.
1977	8	Kansas St.
1978	8	Missouri
1979	8	Kansas
1980	8	Kansas
1981	8	Kansas
1982	8	Kansas St.
1983	8	Kansas St.
1984	8	Kansas St./Missouri
1985	8	Missouri
1986	8	Oklahoma
1987	8	Kansas St./Kansas/Missouri
1988	8	Nebraska
1989	8	Colorado
1990	8	Missouri
1991	8	Oklahoma St.
1992	8	Kansas
1993	8	Colorado
1994	8	Colorado
1995	8	Colorado
1996	8	Kansas

Season	No.	Conference Tournament
1976	6	Kansas St.
1977	8	Kansas St.
1978	8	Missouri
1979	8	Kansas
1980	8	Kansas
1981	8	Kansas
1982	8	Kansas St.
1983	8	Missouri
1984	8	Kansas St.
1985	8	Missouri
1986	8	Missouri
1987	8	Kansas
1988	8	Kansas
1989	8	Colorado
1990	8	Oklahoma St.
1991	8	Colorado
1992	8	Colorado
1993	8	Kansas
1994	8	Missouri
1995	8	Colorado
1996	8	Colorado

BIG SKY CONFERENCE

Note: The Big Sky Conference merged with the Mountain West Athletic Conference in July 1988.

Season	No.	Regular Season
1983	8	Montana
1984	8	Montana
1985	8	Idaho
1986	8	Montana
1987	8	Montana
1988	9	Montana
1989	9	Montana
1990	9	Montana

Season	No.	Regular Season
1991	9	Montana
1992	9	Boise St.
1993	8	Montana/Montana St.
1994	8	Montana/Boise St.
1995	8	Montana
1996	8	Montana
1997	9	Montana
1998	9	Montana/Northern Ariz.
1999	9	Cal St. Northridge
2000	9	Montana
2001	9	Idaho St.
2002	8	Weber St./Montana St.
2003	8	Weber St./Montana St.
2004	8	Montana
2005	8	Montana
2006	8	Idaho St.

Season	No.	Conference Tournament
1983	4	Montana
1984	4	Montana
1985	4	Idaho
1986	4	Montana
1987	4	Eastern Wash.
1988	4	Montana
1989	4	Montana
1990	4	Montana
1991	4	Montana
1992	4	Montana
1993	4	Montana St.
1994	4	Montana
1995	4	Montana
1996	6	Montana
1997	6	Montana
1998	6	Montana
1999	6	Cal St. Northridge
2000	6	Montana
2001	6	Montana
2002	6	Weber St.
2003	6	Weber St.
2004	6	Weber St.
2005	6	Montana
2006	6	Northern Ariz.

Season	No.	Regular Season
1987	7	Radford
1988	7	Campbell/Radford
1989	7	Radford
1990	7	Radford
1991	7	Campbell
1992	7	Radford
1993	10	UNC Greensboro
1994	10	UNC Greensboro
1995	9	UNC Greensboro
1996	8	UNC Greensboro
1997	8	UNC Greensboro
1998	7	Liberty
1999	6	Liberty
2000	8	Liberty
2001	8	Liberty
2002	8	Liberty
2003	9	Liberty
2004	8	Liberty
2005	8	Liberty
2006	8	Liberty

BIG SOUTH CONFERENCE

Season	No.	Conference Tournament
1987	7	Radford
1988	7	Radford
1989	7	Campbell
1990	7	Radford
1991	7	Radford
1992	7	Radford
1993	10	UNC Greensboro
1994	10	UNC Greensboro
1995	9	UNC Greensboro
1996	8	UNC Greensboro
1997	8	UNC Greensboro
1998	7	Liberty
1999	6	Liberty
2000	8	Liberty
2001	8	Liberty
2002	8	Liberty
2003	9	Liberty
2004	8	Liberty
2005	8	Liberty
2006	8	Liberty

Season	No.	Regular Season
1984	3	UNLV
1985	5	UNLV
1986	8	Long Beach St.
1987	10	Long Beach St.
1988	10	Long Beach St.
1989	10	Long Beach St.
1990	10	UNLV
1991	10	UNLV/Long Beach St.
1992	10	UC Santa Barb.
1993	10	Hawaii
1994	10	Hawaii
1995	10	New Mexico St.
1996	10	UC Santa Barb.
1997	11	UC Santa Barb.
1998	11	UC Santa Barb.
1999	11	UC Santa Barb.
2000	11	UC Santa Barb.
2001	8	UC Santa Barb.
2002	9	UC Santa Barb.

BIG TEN CONFERENCE

Season	No.	Regular Season
1983	10	Ohio St./Indiana
1984	10	Ohio St.
1985	10	Ohio St.
1986	10	Ohio St.
1987	10	Iowa/Ohio St.
1988	10	Iowa
1989	10	Iowa/Ohio St.
1990	10	Iowa/Northwestern
1991	10	Purdue
1992	10	Iowa
1993	11	Iowa/Ohio St.
1994	11	Penn St./Purdue
1995	11	Penn St./Purdue
1996	11	Iowa
1997	11	Illinois/Michigan St./Purdue
1998	11	Iowa
1999	11	Purdue
2000	11	Penn St.
2001	11	Purdue
2002	11	Purdue
2003	11	Penn St.
2004	11	Penn St.
2005	11	Michigan St. (Tied with Ohio St.)
2006	11	Ohio St.

Season	No.	Conference Tournament
1982	10	Ohio St.
1995	11	Penn St.
1996	11	Penn St.
1997	11	Iowa
1998	11	Purdue
1999	11	Purdue
2000	11	Purdue
2001	11	Iowa
2002	11	Indiana
2003	11	Purdue
2004	11	Purdue
2005	11	Michigan St.
2006	11	Ohio St.

BIG 12 CONFERENCE

Season	No.	Regular Season
1997	12	Kansas
1998	12	Texas Tech
1999	12	Texas Tech
2000	12	Texas Tech/Iowa St./Oklahoma
2001	12	Oklahoma
2002	12	Oklahoma
2003	12	Texas
2004	12	Texas/Kansas St.
2005	12	Baylor
2006	12	Oklahoma

Note: Before 1988, members were in Pacific Coast Athletic Association.

Season	No.	Conference Tournament
1997	12	Colorado
1998	12	Texas Tech
1999	12	Texas Tech
2000	12	Iowa St.
2001	12	Iowa St.
2002	12	Oklahoma
2003	12	Texas
2004	12	Oklahoma
2005	12	Baylor
2006	12	Oklahoma

BIG WEST CONFERENCE

CONFERENCES

Season	No.	Regular Season
2003	9	UC Santa Barb.
2004	10	UC Santa Barb.
2005	10	UC Santa Barb.
2006	8	Long Beach St. (Tied with UC Santa Barb.)

Season	No.	Conference Tournament
1984	3	UNLV
1985	4	UNLV
1986	8	UNLV
1987	8	Long Beach St.
1988	8	Long Beach St.
1989	9	Long Beach St.
1990	10	UNLV
1991	8	Long Beach St.
1992	8	UC Santa Barb.
1993	8	UC Santa Barb.
1994	10	UNLV
1995	10	UC Irvine
1996	6	Hawaii
1997	8	UC Santa Barb.
1998	8	UC Santa Barb.
1999	8	UC Santa Barb.
2000	8	UC Santa Barb.
2001	8	UC Santa Barb.
2002	9	UC Santa Barb.
2003	9	UC Santa Barb.
2004	10	UC Santa Barb.
2005	10	UC Santa Barb.
2006	8	UC Santa Barb.

COLONIAL ATHLETIC ASSOCIATION

Note: Began as ECAC South Conference until 1986.

Season	No.	Regular Season
1986	7	James Madison/East Caro.
1987	7	James Madison
1988	7	James Madison
1989	7	James Madison
1990	7	Richmond
1991	7	James Madison/Richmond
1992	8	East Caro.
1993	8	Old Dominion
1994	8	Old Dominion
1995	8	James Madison/Old Dominion
1996	9	Old Dominion
1997	9	Old Dominion
1998	9	Old Dominion
1999	9	Old Dominion
2000	9	Old Dominion
2001	9	Old Dominion
2002	10	Old Dominion
2003	10	Delaware/Old Dominion
2004	10	Old Dominion
2005	10	Delaware
2006	12	Old Dominion

Season	No.	Conference Tournament
1986	7	James Madison
1987	7	James Madison
1988	7	James Madison
1989	7	James Madison
1990	7	Richmond
1991	7	Richmond
1992	8	Old Dominion
1993	8	Old Dominion
1994	8	Old Dominion
1995	8	Old Dominion
1996	9	Old Dominion
1997	9	Old Dominion
1998	9	Old Dominion
1999	9	Old Dominion
2000	9	Old Dominion
2001	9	Old Dominion
2002	10	Old Dominion
2003	10	Old Dominion
2004	10	Old Dominion
2005	10	Old Dominion
2006	12	Old Dominion

CONFERENCE USA

Note: Before 1996, most members were in either the Metropolitan Collegiate Athletic Conference or the Great Midwest Conference.

Season	No.	Regular Season
1996	11	DePaul/Southern Miss./Memphis
1997	12	Tulane
1998	12	Memphis
1999	12	Tulane/Marquette/Cincinnati/Louisville

Season	No.	Regular Season
2000	12	Marquette
2001	12	Louisville
2002	14	TCU
2003	14	Charlotte
2004	14	Houston
2005	14	DePaul
2006	12	Tulsa

Season	No.	Conference Tournament
1996	11	Memphis
1997	12	Tulane
1998	12	Memphis
1999	12	Tulane
2000	12	Tulane
2001	12	Tulane
2002	14	Cincinnati
2003	14	TCU
2004	14	Houston
2005	14	TCU
2006	12	Tulsa

COSMOPOLITAN ATHLETIC CONFERENCE

Note: After 1986, most members were in ECAC Metro.

Season	No.	Regular Season
1984	8	Wagner
1985	8	Monmouth
1986	8	Monmouth

Season	No.	Conference Tournament
1984	4	Fairleigh Dickinson
1985	8	Wagner
1986	8	Monmouth

EAST COAST CONFERENCE

Season	No.	Regular Season
1984	9	Delaware
1985	8	Lafayette
1986	8	Lehigh
1987	8	Lafayette/Drexel
1988	8	Drexel/Lafayette
1989	8	Delaware
1990	8	Drexel
1991	7	Delaware
1992	7	Buffalo
1993	6	Buffalo
1994	6	Northeastern/Troy St.

Season	No.	Conference Tournament
1984	8	Towson
1985	8	Lafayette
1986	8	Lehigh
1987	8	Lafayette
1988	8	Drexel
1989	8	Delaware
1990	8	Drexel
1991	8	Delaware
1992	7	Buffalo
1993	6	Buffalo
1994	6	Buffalo

ECAC METRO CONFERENCE

Note: Before 1987, most members were in Cosmopolitan. Became the Northeast Conference in 1989.

Season	No.	Regular Season
1987	9	Monmouth
1988	9	Monmouth

Season	No.	Conference Tournament
1987	4	Monmouth
1988	4	Robert Morris

ECAC SOUTH

Note: Became Colonial Athletic Association in 1986.

Season	No.	Regular Season
1984	5	East Caro./Richmond
1985	7	East Caro.

Season	No.	Conference Tournament
1984	4	East Caro.
1985	4	East Caro.

GATEWAY COLLEGIATE ATHLETIC CONFERENCE

Season	No.	Regular Season
1983	10	League champion determined in tournament
1984	10	Drake

Season	No.	Regular Season
1985	10	Illinois St.
1986	10	Southern Ill.
1987	10	Southern Ill.
1988	10	Indiana St./Eastern Ill./Illinois St.
1989	10	Illinois St.
1990	10	Southern Ill.
1991	10	Southwest Mo. St.
1992	10	Southwest Mo. St.

Season	No.	Conference Tournament
1983	8	Illinois St.
1987	4	Southern Ill.
1988	4	Eastern Ill.
1989	4	Illinois St.
1990	4	Southern Ill.
1991	4	Southwest Mo. St.
1992	4	Southwest Mo. St.

GREAT MIDWEST CONFERENCE

Season	No.	Regular Season
1992	6	UAB/DePaul
1993	6	Marquette
1994	7	UAB
1995	7	Memphis

Season	No.	Conference Tournament
1992	6	DePaul
1993	6	DePaul
1994	7	UAB
1995	7	Marquette

GULF STAR CONFERENCE

Note: After 1987, most members were in the Southland Conference.

Season	No.	Regular Season
1985	6	Northwestern St.
1986	6	Northwestern St.
1987	6	Stephen F. Austin/Northwestern St.

HIGH COUNTRY ATHLETIC CONFERENCE

Season	No.	Regular Season
1984	6	Brigham Young
1985	7	Brigham Young
1986	7	Utah
1987	7	New Mexico St./Utah
1988	6	New Mexico St.
1989	6	Utah

Season	No.	Conference Tournament
1989	4	Utah

HORIZON LEAGUE

Note: From 1987-01, known as Midwestern Collegiate Conference.

Season	No.	Regular Season
1987	7	Detroit
1988	6	Evansville/Loyola (Ill.)
1989	8	Loyola (Ill.)/Notre Dame
1990	9	Notre Dame
1991	9	Notre Dame
1992	7	Xavier
1993	9	Butler
1994	7	Notre Dame
1995	12	Notre Dame
1996	9	Wis.-Green Bay
1997	9	Detroit
1998	8	Butler
1999	8	Wis.-Green Bay
2000	8	Wis.-Green Bay
2001	8	Wis.-Green Bay/Wis.-Milwaukee
2002	9	Wis.-Green Bay
2003	9	Wis.-Green Bay
2004	9	Wis.-Green Bay
2005	9	Wis.-Green Bay
2006	9	Wis.-Green Bay (Tied with Wis.-Milwaukee)

Season	No.	Conference Tournament
1989	4	Notre Dame
1990	4	Notre Dame
1991	6	Notre Dame
1992	7	Notre Dame
1993	7	Xavier
1994	7	Notre Dame
1995	12	Northern Ill.
1996	8	Butler
1997	8	Detroit
1998	8	Wis.-Green Bay
1999	8	Wis.-Green Bay

Season	No.	Conference Tournament
2000	8	Wis.-Green Bay
2001	8	Wis.-Green Bay
2002	9	Wis.-Green Bay
2003	9	Wis.-Green Bay
2004	9	Wis.-Green Bay
2005	9	Wis.-Green Bay
2006	9	Wis.-Milwaukee

IVY GROUP

Season	No.	Regular Season
1983	8	Dartmouth
1984	8	Brown
1985	8	Brown/Princeton
1986	8	Dartmouth/Harvard
1987	8	Dartmouth
1988	8	Dartmouth/Harvard
1989	8	Dartmouth
1990	8	Dartmouth
1991	8	Harvard
1992	8	Brown
1993	8	Brown
1994	8	Brown/Dartmouth
1995	8	Dartmouth
1996	8	Harvard
1997	8	Harvard
1998	8	Harvard
1999	8	Dartmouth/Princeton
2000	8	Dartmouth
2001	8	Pennsylvania
2002	8	Harvard
2003	8	Harvard
2004	8	Pennsylvania
2005	8	Harvard (Tied with Dartmouth)
2006	8	Dartmouth (Tied with Princeton and Brown)

Season	No.	Conference Tournament
1975	8	Princeton
1976	8	Princeton
1977	8	Princeton
1978	8	Princeton
1979	8	Yale
1980	8	Dartmouth
1981	8	Dartmouth
1982	8	Dartmouth

METRO ATLANTIC ATHLETIC CONFERENCE

Season	No.	Regular Season
1982	6	St. Peter's
1983	6	St. Peter's
1984	7	Holy Cross/St. Peter's
1985	7	St. Peter's
1986	7	St. Peter's
1987	7	La Salle
1988	7	La Salle
1989	7	La Salle
1990	11	Fairfield/Manhattan/St. Peter's
1991	9	Fairfield
1992	9	La Salle
1993	8	Niagara/St. Peter's
1994	8	Siena
1995	8	St. Peter's
1996	8	St. Peter's
1997	8	St. Peter's
1998	10	Siena
1999	10	Siena
2000	10	Fairfield
2001	10	Siena
2002	10	Siena
2003	10	Manhattan/Siena
2004	10	Marist/Siena
2005	10	Marist
2006	10	Marist

Season	No.	Conference Tournament
1982	6	St. Peter's
1983	2	St. Peter's
1984	6	St. Peter's
1985	6	Holy Cross
1986	6	La Salle
1987	6	Manhattan
1988	7	Fairfield
1989	7	Holy Cross
1990	11	Manhattan
1991	9	Fairfield
1992	9	St. Peter's
1993	8	St. Peter's
1994	8	Loyola (Md.)
1995	8	Loyola (Md.)

Season	No.	Conference Tournament
1996	8	Manhattan
1997	8	St. Peter's
1998	10	Fairfield
1999	10	St. Peter's
2000	10	St. Peter's
2001	10	Siena
2002	10	St. Peter's
2003	10	Manhattan
2004	10	Siena
2005	10	Canisius
2006	10	Marist

METROPOLITAN COLLEGIATE ATHLETIC CONFERENCE

Season	No.	Regular Season
1984	8	Louisville/Memphis
1985	8	Memphis/South Carolina
1986	7	Memphis/South Carolina
1987	7	Memphis
1988	7	South Carolina
1989	7	South Carolina/Southern Miss.
1990	8	South Carolina
1991	8	Florida St./South Carolina
1992	7	Louisville
1993	7	Southern Miss.
1994	7	Southern Miss.
1995	7	Virginia Tech

Season	No.	Conference Tournament
1980	8	Louisville
1981	8	Louisville
1982	6	Memphis
1983	6	Louisville
1984	8	Louisville
1985	8	Memphis
1986	7	South Carolina
1987	7	Southern Miss.
1988	7	South Carolina
1989	7	South Carolina
1990	8	Southern Miss.
1991	8	Florida St.
1992	7	Southern Miss.
1993	7	Louisville
1994	7	Virginia Tech
1995	7	Southern Miss.

MID-AMERICAN CONFERENCE

Season	No.	Regular Season
1982	10	Miami (Ohio)
1983	10	Miami (Ohio)
1984	10	Central Mich.
1985	10	Central Mich.
1986	10	Ohio
1987	9	Bowling Green
1988	9	Bowling Green
1989	9	Bowling Green
1990	9	Miami (Ohio)
1991	9	Toledo
1992	9	Toledo
1993	10	Bowling Green
1994	10	Bowling Green
1995	10	Ohio/Toledo
1996	10	Kent St.
1997	10	Toledo
1998	12	Kent St.
1999	13	Kent St./Toledo
2000	13	Kent St.
2001	13	Toledo
2002	13	Kent St./Ball St.
2003	13	Ball St./Toledo (West)/ Miami (Ohio) (East)
2004	13	Miami (Ohio) (East)/ Eastern Mich. (West)
2005	13	Kent St./Marshall (East) Bowling Green (West)
2006	12	Bowling Green (East) Eastern Mich (West)

Season	No.	Conference Tournament
1982	10	Miami (Ohio)
1983	4	Central Mich.
1984	4	Central Mich.
1985	4	Western Mich.
1986	4	Ohio
1987	4	Bowling Green
1988	7	Bowling Green
1989	7	Bowling Green
1990	7	Bowling Green
1991	7	Toledo
1992	8	Toledo

Season	No.	Conference Tournament
1993	8	Bowling Green
1994	8	Bowling Green
1995	8	Toledo
1996	8	Toledo
1997	8	Toledo
1998	8	Kent St.
1999	8	Toledo
2000	13	Kent St.
2001	13	Toledo
2002	13	Kent St.
2003	13	Western Mich.
2004	13	Eastern Mich.
2005	13	Western Mich.
2006	12	Bowling Green

MID-CONTINENT CONFERENCE

Note: The Mid-Continent was originally formed from the Association of Mid-Continent Universities in 1982 and later picked up members from the North Star Conference and Gateway Collegiate Athletic Conference.

Season	No.	Regular Season
1984	6	Loyola (Ill.)
1985	8	Notre Dame
1986	8	Notre Dame
1987	4	DePaul
1988	6	DePaul
1989	8	DePaul
1990	8	Northern Ill.
1991	8	Wis.-Green Bay
1992	8	Wis.-Green Bay
1993	9	Northern Ill.
1994	10	Northern Ill.
1995	10	Buffalo/Western Ill./Youngstown St.
1996	10	Youngstown St.
1997	9	Troy St./Youngstown St.
1998	9	Youngstown St.
1999	8	Youngstown St./Valparaiso
2000	9	Oakland
2001	9	Oakland
2002	8	Valparaiso
2003	8	Western Ill.
2004	9	Western Ill.
2005	9	Western Ill.
2006	9	Western Ill.

Season	No.	Conference Tournament
1989	8	DePaul
1990	7	Northern Ill.
1991	8	DePaul
1992	7	Northern Ill.
1993	8	Northern Ill.
1994	6	Wis.-Green Bay
1995	6	Western Ill.
1996	8	Youngstown St.
1997	8	Troy St.
1998	8	Youngstown St.
1999	8	Oral Roberts
2000	8	Youngstown St.
2001	8	Oral Roberts
2002	8	Oakland
2003	8	Valparaiso
2004	9	Valparaiso
2005	9	Oral Roberts
2006	9	Oakland

MID-EASTERN ATHLETIC CONFERENCE

Season	No.	Regular Season
1984	7	South Carolina St.
1985	7	South Carolina St.
1986	8	South Carolina St.
1987	8	Howard/South Carolina St.
1988	8	N.C. A&T
1989	8	Howard/N.C. A&T
1990	8	N.C. A&T
1991	8	South Carolina St.
1992	8	South Carolina St.
1993	9	Coppin St./Florida A&M/ South Carolina St.
1994	9	South Carolina St.
1995	9	Florida A&M
1996	10	Florida A&M
1997	10	Howard
1998	11	Howard/Hampton
1999	11	Florida A&M/Hampton
2000	11	Howard
2001	11	Howard
2002	11	Howard
2003	11	Hampton

CONFERENCES

Season	No.	Regular Season
2004	11	Delaware St./Hampton
2005	11	Coppin St.
2006	11	Coppin St.

Season	No.	Conference Tournament
1986	8	South Carolina St.
1991	8	South Carolina St.
1992	8	South Carolina St.
1993	9	South Carolina St.
1994	9	N.C. A&T
1995	9	Florida A&M
1996	8	Howard
1997	10	Howard
1998	10	Howard
1999	11	Florida A&M
2000	11	Hampton
2001	11	Howard
2002	11	Norfolk St.
2003	11	Hampton
2004	11	Hampton
2005	11	Coppin St.
2006	11	Coppin St.

MIDDLE EASTERN COLLEGE ASSOCIATION

Season	No.	Regular Season
1987	6	Siena

Season	No.	Conference Tournament
1987	4	Siena

MISSOURI VALLEY CONFERENCE

Note: Gateway Collegiate Athletic Conference (women's programs of MVC schools) merged with the Missouri Valley Conference in July 1992.

Season	No.	Regular Season
1983	10	Eastern Ill. had best win percentage
1984	10	Drake
1985	10	Illinois St.
1986	10	Southern Ill.
1987	10	Southern Ill.
1988	10	Eastern Ill./Illinois St./Indiana St.
1989	10	Illinois St.
1990	10	Southern Ill./Illinois St./Southwest Mo. St.
1991	10	Southwest Mo. St.
1992	10	Southwest Mo. St.
1993	9	Southwest Mo. St.
1994	9	Southwest Mo. St.
1995	10	Southwest Mo. St.
1996	10	Southwest Mo. St.
1997	10	Drake
1998	10	Drake
1999	10	Southwest Mo. St.
2000	10	Drake
2001	10	Southwest Mo. St./Drake
2002	10	Creighton
2003	10	Creighton/Indiana St.
2004	10	Southwest Mo. St.
2005	10	Missouri St.
2006	10	Indiana St.

Season	No.	Conference Tournament
1983	8	Illinois St.
1987	4	Southern Ill.
1988	4	Eastern Ill.
1989	4	Illinois St.
1990	4	Southern Ill.
1991	4	Southwest Mo. St.
1992	4	Southwest Mo. St.
1993	8	Southwest Mo. St.
1994	8	Southwest Mo. St.
1995	8	Drake
1996	8	Southwest Mo. St.
1997	8	Drake
1998	8	Drake
1999	8	Evansville
2000	8	Drake
2001	8	Southwest Mo. St.
2002	8	Creighton
2003	8	Southwest Mo. St.
2004	8	Southwest Mo. St.
2005	8	Missouri St.
2006	10	Missouri St.

MOUNTAIN WEST ATHLETIC CONFERENCE

Note: Merged into the Big Sky Conference in 1989.

Season	No.	Regular Season
1984	8	Montana
1985	8	Idaho
1986	8	Montana
1987	7	Montana
1988	9	Montana

Season	No.	Conference Tournament
1984	4	Montana
1985	4	Idaho
1986	4	Montana
1987	4	Eastern Wash.
1988	4	Montana

MOUNTAIN WEST CONFERENCE

Note: All members were formerly in Western Athletic Conference.

Season	No.	Regular Season
2000	8	Utah
2001	8	Utah
2002	8	Colorado St.
2003	8	Utah
2004	8	New Mexico/Utah
2005	8	New Mexico (Tied with Utah)
2006	9	BYU

Season	No.	Conference Tournament
2000	8	Utah
2001	8	Colorado St.
2002	8	Brigham Young
2003	8	New Mexico
2004	8	New Mexico
2005	8	New Mexico
2006	9	Utah

NEW SOUTH WOMEN'S ATHLETIC CONFERENCE

Note: Began under name of New South Conference in 1986, later became Trans America in 1992.

Season	No.	Regular Season
1986	6	Florida A&M
1987	6	Ga. Southern
1988	7	Ga. Southern
1989	7	Florida Int'l
1990	7	Ga. Southern/Florida Int'l
1991	7	Mercer

Season	No.	Conference Tournament
1986	6	Florida A&M
1987	6	Ga. Southern
1988	7	Ga. Southern
1989	7	Stetson
1990	7	Ga. Southern
1991	7	Miami (Fla.)

NORTH STAR CONFERENCE

Season	No.	Regular Season
1984	6	Loyola (Ill.)
1985	8	Notre Dame
1986	8	Notre Dame
1987	4	DePaul
1988	6	DePaul
1989	8	Northern Ill./Notre Dame
1990	7	Northern Ill.
1991	8	Wis.-Green Bay
1992	7	Wis.-Green Bay

Season	No.	Conference Tournament
1989	8	DePaul
1990	8	Northern Ill.
1991	8	DePaul
1992	4	Northern Ill.

NORTHEAST CONFERENCE

Note: Formerly ECAC Metro Conference before 1989.

Season	No.	Regular Season
1987	9	Monmouth
1988	9	Monmouth
1989	9	Wagner
1990	9	Mt. St. Mary's
1991	9	Mt. St. Mary's
1992	9	Mt. St. Mary's
1993	10	Mt. St. Mary's/Fairleigh Dickinson
1994	10	Mt. St. Mary's
1995	10	Mt. St. Mary's
1996	10	Mt. St. Mary's

Season	No.	Regular Season
1997	10	St. Francis (Pa.)
1998	9	St. Francis (Pa.)
1999	11	Mt. St. Mary's
2000	12	St. Francis (Pa.)
2001	12	Mt. St. Mary's
2002	12	St. Francis (Pa.)
2003	12	St. Francis (Pa.)
2004	11	St. Francis (Pa.)
2005	11	St. Francis (Pa.)
2006	11	Sacred Heart

Season	No.	Conference Tournament
1987	6	Monmouth
1988	6	Robert Morris
1989	6	Wagner
1990	6	Fairleigh Dickinson
1991	6	Robert Morris
1992	6	Fairleigh Dickinson
1993	10	Mt. St. Mary's
1994	10	Mt. St. Mary's
1995	10	Mt. St. Mary's
1996	10	St. Francis (Pa.)
1997	10	St. Francis (Pa.)
1998	8	St. Francis (Pa.)
1999	8	St. Francis (Pa.)
2000	8	St. Francis (Pa.)
2001	8	Long Island
2002	8	St. Francis (Pa.)
2003	8	St. Francis (Pa.)
2004	8	St. Francis (Pa.)
2005	8	St. Francis (Pa.)
2006	8	Sacred Heart

NORTHERN PACIFIC ATHLETIC CONFERENCE

Season	No.	Regular Season
1984	10	Oregon
1985	9	Washington
1986	7	Oregon/Washington

Season	No.	Conference Tournament
1984	4	Oregon
1985	4	Washington

OHIO VALLEY CONFERENCE

Season	No.	Regular Season
1984	8	Middle Tenn.
1985	8	Middle Tenn.
1986	8	Middle Tenn.
1987	8	Middle Tenn./Tennessee Tech
1988	8	Middle Tenn.
1989	7	Middle Tenn.
1990	7	Tennessee Tech
1991	7	Tennessee Tech
1992	8	Tennessee Tech
1993	9	Tennessee Tech
1994	9	Tennessee St.
1995	9	Tennessee St./Eastern Ky./Middle Tenn./Tennessee Tech
1996	9	Middle Tenn./Austin Peay
1997	10	Eastern Ky.
1998	10	Tennessee Tech/Eastern Ky.
1999	10	Tennessee Tech/Tenn.-Martin/Middle Tenn.
2000	10	Tennessee Tech
2001	9	Tennessee Tech
2002	9	Eastern Ky./Tennessee Tech
2003	9	Austin Peay
2004	11	Austin Peay
2005	11	Eastern Ky.
2006	11	Tennessee Tech (Tied with Southeast Mo. St.)

Season	No.	Conference Tournament
1992	6	Tennessee Tech
1993	7	Tennessee Tech
1994	7	Tennessee St.
1995	7	Tennessee St.
1996	7	Austin Peay
1997	8	Eastern Ky.
1998	8	Middle Tenn.
1999	8	Tennessee Tech
2000	8	Tennessee Tech
2001	8	Austin Peay
2002	8	Austin Peay
2003	8	Austin Peay
2004	8	Austin Peay
2005	8	Eastern Ky.
2006	8	Southeast Mo. St.

OIL COUNTRY ATHLETIC CONFERENCE

Season	No.	Regular Season
1984	6	Texas-San Antonio
1985	6	West Tex. A&M

PACIFIC COAST ATHLETIC ASSOCIATION

Note: Became Big West Conference in 1988.

Season	No.	Regular Season
1985	5	UNLV
1986	8	Long Beach St.
1987	10	Long Beach St.

Season	No.	Conference Tournament
1985	4	UNLV
1986	8	UNLV
1987	8	Long Beach St.

PACIFIC-10 CONFERENCE

Note: The Pacific-10 Conference combined the NorPac Conference with the Western Collegiate Athletic Association in 1986-87.

Season	No.	Regular Season
1987	10	Southern California
1988	10	Washington
1989	10	Stanford
1990	10	Stanford/Washington
1991	10	Stanford
1992	10	Stanford
1993	10	Stanford
1994	10	Southern California
1995	10	Stanford
1996	10	Stanford
1997	10	Stanford
1998	10	Stanford
1999	10	Oregon/UCLA
2000	10	Oregon
2001	10	Washington/Arizona St./Stanford
2002	10	Stanford
2003	10	Stanford
2004	10	Arizona/Stanford
2005	10	Stanford
2006	10	Stanford

Season	No.	Conference Tournament
2002	10	Arizona St.
2003	10	Stanford
2004	10	Stanford
2005	10	Stanford
2006	10	UCLA

PACIFIC WEST ATHLETIC CONFERENCE

Note: After 1986, members were in Pacific-10 Conference.

Season	No.	Regular Season
1986	5	Southern California

PATRIOT LEAGUE

Season	No.	Regular Season
1991	7	Holy Cross
1992	8	Fordham
1993	8	Holy Cross
1994	8	Fordham
1995	8	Holy Cross
1996	7	Bucknell
1997	7	Holy Cross
1998	7	Holy Cross/Navy
1999	7	Holy Cross
2000	7	Holy Cross
2001	7	Holy Cross
2002	8	Holy Cross
2003	8	Holy Cross
2004	8	Colgate
2005	8	Holy Cross
2006	8	Army

Season	No.	Conference Tournament
1991	7	Holy Cross
1992	8	Fordham
1993	8	Holy Cross
1994	8	Fordham
1995	8	Holy Cross
1996	7	Holy Cross
1997	7	Lehigh
1998	7	Holy Cross
1999	7	Holy Cross
2000	7	Holy Cross

Season	No.	Conference Tournament
2001	7	Holy Cross
2002	8	Bucknell
2003	8	Holy Cross
2004	8	Colgate
2005	8	Holy Cross
2006	8	Army

SEABOARD CONFERENCE

Note: Began in 1985 as ECAC Seaboard Conference and became the North Atlantic Conference in 1990.

Season	No.	Regular Season
1985	6	Northeastern/New Hampshire
1986	7	Northeastern
1987	8	Northeastern
1988	8	Maine/Boston U.
1989	8	Maine

Season	No.	Conference Tournament
1985	4	Northeastern
1986	4	Northeastern
1987	4	Northeastern
1988	4	Boston U.
1989	4	Boston U.

SOUTHEASTERN CONFERENCE

Season	No.	Regular Season
1980	10	Tennessee
1981	10	Auburn
1982	10	Kentucky
1983	10	Tennessee
1984	10	Georgia/Tennessee
1985	10	Mississippi
1986	10	Georgia
1987	10	Auburn
1988	10	Auburn
1989	10	Auburn
1990	10	Tennessee
1991	10	Georgia
1992	12	Mississippi
1993	12	Tennessee
1994	12	Tennessee
1995	12	Tennessee
1996	12	Georgia
1997	12	Georgia
1998	12	Tennessee
1999	12	Tennessee
2000	12	Tennessee/Georgia
2001	12	Tennessee
2002	12	Tennessee
2003	12	Tennessee
2004	12	Tennessee
2005	12	LSU
2006	12	LSU

Season	No.	Conference Tournament
1980	10	Tennessee
1981	10	Auburn
1982	10	Kentucky
1983	10	Georgia
1984	10	Georgia
1985	10	Tennessee
1986	10	Georgia
1987	10	Auburn
1988	10	Tennessee
1989	10	Tennessee
1990	10	Auburn
1991	10	LSU
1992	12	Tennessee
1993	12	Vanderbilt
1994	12	Tennessee
1995	12	Vanderbilt
1996	12	Tennessee
1997	12	Auburn
1998	12	Tennessee
1999	12	Tennessee
2000	12	Tennessee
2001	12	Georgia
2002	12	Vanderbilt
2003	12	LSU
2004	12	Vanderbilt
2005	12	Tennessee
2006	12	Tennessee

SOUTHERN CONFERENCE

Season	No.	Regular Season
1984	7	Chattanooga
1985	7	Marshall/Chattanooga
1986	7	Marshall/Chattanooga
1987	6	Appalachian St./Marshall
1988	6	Appalachian St./Marshall

Season	No.	Regular Season
1989	6	Appalachian St./Marshall
1990	6	Furman
1991	6	Chattanooga
1992	6	Furman/Chattanooga
1993	7	Furman
1994	8	Ga. Southern
1995	8	East Tenn. St.
1996	8	Appalachian St.
1997	8	Furman
1998	9	Ga. Southern
1999	10	UNC Greensboro
2000	10	Chattanooga
2001	10	Chattanooga/Ga. Southern
2002	10	Chattanooga/UNC Greensboro
2003	10	Chattanooga
2004	11	Chattanooga
2005	11	Chattanooga
2006	10	Chattanooga

Season	No.	Conference Tournament
1984	6	Chattanooga
1985	4	Chattanooga
1986	6	Chattanooga
1987	6	Appalachian St.
1988	6	Appalachian St.
1989	6	Chattanooga
1990	6	Appalachian St.
1991	6	Appalachian St.
1992	6	Chattanooga
1993	6	Ga. Southern
1994	6	Ga. Southern
1995	8	Furman
1996	8	Appalachian St.
1997	8	Marshall
1998	9	UNC Greensboro
1999	10	Appalachian St.
2000	10	Furman
2001	10	Chattanooga
2002	10	Chattanooga
2003	10	Chattanooga
2004	11	Chattanooga
2005	11	Chattanooga
2006	10	Chattanooga

SOUTHLAND CONFERENCE

Season	No.	Regular Season
1983	7	La.-Monroe
1984	7	La.-Monroe
1985	7	La.-Monroe
1986	7	North Texas/McNeese St.
1987	7	La.-Monroe
1988	8	Stephen F. Austin
1989	8	Stephen F. Austin
1990	8	Stephen F. Austin
1991	8	Stephen F. Austin
1992	10	Stephen F. Austin
1993	10	Stephen F. Austin
1994	10	Stephen F. Austin
1995	10	Northwestern St.
1996	10	Stephen F. Austin
1997	9	Stephen F. Austin
1998	10	Stephen F. Austin
1999	11	Northwestern St.
2000	11	Stephen F. Austin
2001	11	Stephen F. Austin
2002	11	Stephen F. Austin
2003	11	Texas-San Antonio
2004	11	Northwestern St.
2005	11	La. Monroe (Tied with Texas-Arlington)
2006	11	Stephen F. Austin

Season	No.	Conference Tournament
1988	6	Stephen F. Austin
1989	6	Stephen F. Austin
1990	6	Stephen F. Austin
1991	6	Stephen F. Austin
1992	8	Stephen F. Austin
1993	8	Stephen F. Austin
1994	8	Stephen F. Austin
1995	8	Stephen F. Austin
1996	6	Stephen F. Austin
1997	6	Southwest Tex. St.
1998	6	Stephen F. Austin
1999	6	Stephen F. Austin
2000	8	Stephen F. Austin
2001	8	Stephen F. Austin
2002	8	Stephen F. Austin
2003	8	Texas St.
2004	8	Northwestern St.
2005	8	Texas-Arlington
2006	8	Stephen F. Austin

CONFERENCES

SOUTHWEST CONFERENCE

Season	No.	Regular Season
1983	9	Texas
1984	9	Texas
1985	9	Texas
1986	9	Texas
1987	9	Texas
1988	9	Texas
1989	9	Texas
1990	9	Texas
1991	9	Arkansas
1992	8	Texas Tech
1993	8	Texas/Texas Tech
1994	8	Texas Tech
1995	8	Texas Tech
1996	8	Texas Tech/Texas

Season	No.	Conference Tournament
1983	9	Texas
1984	9	Texas
1985	9	Texas
1986	9	Texas
1987	9	Texas
1988	9	Texas
1989	9	Texas
1990	9	Texas
1991	9	Arkansas
1992	8	Texas Tech
1993	8	Texas Tech
1994	8	Texas
1995	8	Texas Tech
1996	8	Texas A&M

SOUTHWESTERN ATHLETIC CONFERENCE

Season	No.	Regular Season
1982	8	Jackson St.
1983	8	Jackson St.
1984	8	Alcorn St.
1985	8	Alcorn St.
1986	8	Alcorn St.
1987	8	Grambling
1988	8	Mississippi Val.
1989	8	Grambling
1990	8	Grambling
1991	8	Alcorn St.
1992	8	Alcorn St.
1993	8	Alcorn St./Southern U.
1994	8	Alcorn St.
1995	8	Jackson St./Grambling/Alcorn St.
1996	8	Grambling
1997	8	Grambling
1998	9	Grambling
1999	9	Grambling
2000	10	Grambling
2001	10	Alcorn St.
2002	10	Southern U.
2003	10	Alabama St.
2004	10	Alabama St./Jackson St.
2005	10	Alcorn St.
2006	10	Southern (Tied with Jackson St.)

Season	No.	Conference Tournament
1984	7	Jackson St.
1985	7	Alcorn St.
1986	7	Alcorn St.
1987	7	Mississippi Val.
1988	7	Grambling
1989	7	Alabama St.
1990	7	Jackson St.
1991	7	Alcorn St.
1992	7	Alcorn St.
1993	7	Mississippi Val.
1994	7	Grambling
1995	7	Jackson St.
1996	7	Grambling
1997	8	Grambling
1998	8	Grambling
1999	8	Grambling
2000	8	Alcorn St.

Season No. Conference Tournament

2001	8	Alcorn St.
2002	8	Southern U.
2003	8	Alabama St.
2004	8	Southern U.
2005	8	Alcorn St.
2006	8	Southern

SUN BELT CONFERENCE

Season	No.	Regular Season
1983	7	Old Dominion
1984	7	Old Dominion
1985	7	Old Dominion
1986	7	Western Ky.
1987	7	South Ala./Old Dominion
1988	7	Old Dominion
1989	7	Old Dominion/Western Ky./South Ala.
1990	7	UNC Charlotte/Old Dominion/UAB/South Ala./Western Ky.
1991	7	UAB/Western Ky.
1992	9	Lamar/Western Ky.
1993	8	Louisiana Tech/Western Ky.
1994	8	Louisiana Tech
1995	8	Louisiana Tech
1996	8	Louisiana Tech
1997	8	Louisiana Tech/Western Ky.
1998	8	Louisiana Tech
1999	7	Louisiana Tech
2000	9	Louisiana Tech
2001	12	Louisiana Tech
2002	11	Florida Int'l
2003	11	Western Ky./South Ala./New Mexico St.
2004	11	Arkansas St./Middle Tenn./Western Ky. (East) South Ala. (West)
2005	11	Western Ky. (East) La. Lafayette (West)
2006	11	Western Ky. (East) North Texas (West)

Season No. Conference Tournament

1983	7	Old Dominion
1984	7	Old Dominion
1985	7	Old Dominion
1986	7	Western Ky.
1987	7	Old Dominion
1988	7	Western Ky.
1989	7	Western Ky.
1990	7	Old Dominion
1991	7	Western Ky.
1992	8	Western Ky.
1993	7	Western Ky.
1994	8	Louisiana Tech
1995	8	Western Ky.
1996	8	Louisiana Tech
1997	8	Louisiana Tech
1998	8	Louisiana Tech
1999	7	Louisiana Tech
2000	9	Louisiana Tech
2001	12	Louisiana Tech
2002	11	Florida Int'l
2003	11	Western Ky.
2004	8	Middle Tenn.
2005	8	Middle Tenn.
2006	8	Western Ky.

WEST COAST CONFERENCE

Season	No.	Regular Season
1986	7	U.S. Int'l
1987	7	San Francisco
1988	8	Gonzaga
1989	8	St. Mary's (Cal.)
1990	8	St. Mary's (Cal.)
1991	8	Santa Clara
1992	8	Santa Clara/San Francisco/Portland
1993	8	Santa Clara
1994	8	Santa Clara
1995	8	San Francisco
1996	8	San Francisco/Portland

Season No. Regular Season

1997	8	Portland
1998	8	Santa Clara
1999	8	Santa Clara/Pepperdine
2000	8	Pepperdine
2001	8	St. Mary's (Cal.)/Santa Clara
2002	8	Pepperdine
2003	8	Pepperdine
2004	8	Loyola Marymount
2005	8	Gonzaga
2006	8	Santa Clara (Tied with Gonzaga)

Season No. Conference Tournament

1992	4	Santa Clara
1993	4	San Diego
1994	4	Portland
1995	8	San Francisco
1996	8	San Francisco
1997	8	San Francisco
1998	8	Santa Clara
1999	8	St. Mary's (Cal.)
2000	8	San Diego
2001	8	St. Mary's (Cal.)
2002	8	Pepperdine
2003	8	Pepperdine
2004	8	Loyola Marymount
2005	8	Santa Clara
2006	8	Pepperdine

WESTERN ATHLETIC CONFERENCE

Note: Before 1990, the women played in the High Country Athletic Conference and merged with the WAC in 1990.

Season No. Regular Season

1990	6	Wyoming
1991	7	Creighton
1992	8	Creighton
1993	8	Brigham Young
1994	8	San Diego St.
1995	8	San Diego St.
1996	8	Colorado St.
1997	16	San Diego St./Utah
1998	16	Hawaii/Utah/Colorado St.
1999	16	Colorado St./New Mexico/Utah
2000	8	Southern Methodist
2001	9	TCU
2002	10	Louisiana Tech
2003	10	Louisiana Tech
2004	10	Louisiana Tech
2005	10	Rice (Tied with Louisiana Tech)
2006	9	Louisiana Tech

Season No. Conference Tournament

1990	4	Utah
1991	4	Utah
1992	8	Creighton
1993	8	Brigham Young
1994	8	San Diego St.
1995	8	Utah
1996	8	Colorado St.
1997	12	San Diego St.
1998	12	New Mexico
1999	12	Southern Methodist
2000	8	Rice
2001	9	TCU
2002	10	Louisiana Tech
2003	10	Louisiana Tech
2004	10	Louisiana Tech
2005	10	Rice
2006	9	Louisiana Tech

WESTERN COLLEGIATE ATHLETIC ASSOCIATION**Season No. Regular Season**

1984	8	Southern California/Long Beach St.
1985	8	Long Beach St.

Division I Conference Alignment History

AMERICA EAST CONFERENCE (Formerly North Atlantic)

(1990-present)

Albany (N.Y.)	2001-present
Binghamton	2001-present
Boston U.	1990-present
Colgate	1990-91
Delaware	1993-01
Drexel	1992-01
Hartford	1990-present
Hofstra	1995-01
Maine	1990-present
UMBC	2003-present
New Hampshire	1990-present
Northeastern	1990-2005
Stony Brook	2002-present
Towson	1995-02
Vermont	1990-present

AMERICAN SOUTH CONFERENCE

(1988-91)

Arkansas St.	1988-91
UCF	1990-91
Lamar	1988-91
La.-Lafayette	1988-91
Louisiana Tech	1988-91
New Orleans	1988-91
Tex.-Pan American	1988-91

AMERICAN WEST CONFERENCE

(1995-96)

Cal Poly	1995-96
Cal St. Northridge	1995-96
Sacramento St.	1995-96
Southern Utah	1995-96

ATLANTIC COAST CONFERENCE

(1978-present)

Boston College	2006-present
Clemson	1978-present
Duke	1978-present
Florida St.	1991-present
Georgia Tech	1985-present
Maryland	1978-present
Miami (Fla.)	2005-present
North Carolina	1978-present
North Carolina St.	1978-present
Virginia	1978-present
Virginia Tech	2005-present
Wake Forest	1978-present

ATLANTIC SUN CONFERENCE

(2001-present)

Note: From 1985-91, the conference operated as the New South Women's Athletic Conference before merging with the TAAC in 1991. Was Trans America Athletic Conference until 2001.

Belmont	2001-present
Campbell	1995-present
Centenary (La.)	1992-95
UCF	1986-90, 1993-2005
Col. of Charleston	1992-99
East Tenn. St.	2006-present
Florida A&M	1986-92
Fla. Atlantic	1994-2006
Florida Int'l	1989-99
Gardner-Webb	2002-present
Ga. Southern	1986-92
Georgia St.	1986-2005
Jacksonville	2000-present
Jacksonville St.	1995-03
Lipscomb	2004-present
Mercer	1986-present
Miami (Fla.)	1991
Samford	1988, 98-03
Southeastern La.	1992-97
Stetson	1986-present
Troy St.	1998-2005

ATLANTIC 10 CONFERENCE

(1983-present)

Charlotte	2006-present
Dayton	1995-present
Duquesne	1984-92, 94-present
Fordham	1995-present
George Washington	1983-present
La Salle	1995-present
Massachusetts	1983-present
Penn. St.	1983-91
Rhode Island	1983-present
Richmond	2001-present
Rutgers	1983-95
St. Bonaventure	1987-present
St. Joseph's	1983-present
St. Louis	2006-present
Temple	1983-present
Virginia Tech	1995-01
West Virginia	1983-95
Xavier	1995-present

BIG EAST CONFERENCE

(1983-present)

Boston College	1983-2005
Cincinnati	2006-present
Connecticut	1983-present
DePaul	2006-present
Georgetown	1983-present
Louisville	2006-present
Marquette	2006-present
Miami (Fla.)	1991-04
Notre Dame	1995-present
Pittsburgh	1983-present
Providence	1983-present
Rutgers	1995-present
St. John's (N.Y.)	1983-present
Seton Hall	1983-present
South Fla.	2006-present
Syracuse	1983-present
Villanova	1983-present
Virginia Tech	2001-04
West Virginia	1995-present

BIG EIGHT CONFERENCE

(1976-96)

Colorado	1976-96
Iowa St.	1976-96
Kansas	1976-96
Kansas St.	1976-96
Missouri	1976-96
Nebraska	1976-96
Oklahoma	1976-96
Oklahoma St.	1976-96

BIG SKY CONFERENCE

(1983-present)

Boise St.	1983-96
Cal St. Northridge	1996-01
Eastern Wash.	1983-present
Idaho	1983-96
Idaho St.	1983-present
Montana	1983-present
Montana St.	1983-present
Nevada	1988-92
Northern Ariz.	1989-present
Portland St.	1983-86, 96-present
Sacramento St.	1996-present
Weber St.	1983-present

BIG SOUTH CONFERENCE

(1987-present)

Augusta St.	1987-91
Birmingham So.	2004-present
Campbell	1987-94
Charleston So.	1987-present
Coastal Caro.	1987-present
Elon	2000-03
High Point	2000-present
Liberty	1993-present

UMBC	1992-93, 95-99
UNC Asheville	1987-present
UNC Greensboro	1993-97
Radford	1987-present
Towson	1993-95
Winthrop	1987-present

BIG TEN CONFERENCE

(1983-present)

Illinois	1983-present
Indiana	1983-present
Iowa	1983-present
Michigan	1983-present
Michigan St.	1983-present
Minnesota	1983-present
Northwestern	1983-present
Ohio St.	1983-present
Penn. St.	1993-present
Purdue	1983-present
Wisconsin	1983-present

BIG 12 CONFERENCE

(1996-present)

Baylor	1996-present
Colorado	1996-present
Iowa St.	1996-present
Kansas	1996-present
Kansas St.	1996-present
Missouri	1996-present
Nebraska	1996-present
Oklahoma	1996-present
Oklahoma St.	1996-present
Texas	1996-present
Texas A&M	1996-present
Texas Tech	1996-present

BIG WEST CONFERENCE

(1984-present)

Boise St.	1996-01
UC Irvine	1984-present
UC Riverside	2001-present
UC Santa Barb.	1984-present
Cal Poly	1996-present
Cal St. Fullerton	1986-present
Cal St. Northridge	2001-present
Fresno St.	1987-92
Hawaii	1985-96
Idaho	1996-2005
Long Beach St.	1986-present
UNLV	1984-96
Nevada	1993-00
New Mexico St.	1991-00
North Texas	1996-00
Pacific	1985-present
San Diego St.	1986-90
San Jose St.	1987-96
Utah St.	2004-2005

COLONIAL ATHLETIC ASSOCIATION

(1986-present)

American	1986-01
Delaware	2001-present
Drexel	2001-present
East Caro.	1986-01
George Mason	1986-present
Georgia St.	2006-present
Hofstra	2001-present
James Madison	1986-present
UNC Wilmington	1986-present
Northeastern	2006-present
Old Dominion	1993-present
Richmond	1986-01
Towson	2001-present
Va. Commonwealth	1995-present
William & Mary	1986-present

CONFERENCE USA

(1995-present)

UAB	1995-present
UCF	2006-present

Charlotte	1995-2005
Cincinnati	1995-2005
DePaul	1995-2005
East Caro.	2001-present
Houston	1996-present
Louisville	1995-2005
Marquette	1995-2005
Marshall	2006-present
Memphis	1995-present
Rice	2006-present
St. Louis	1995-2005
SMU	2006-present
South Fla.	1995-2005
Southern Miss.	1995-present
UTEP	2006-present
TCU	2001-2005
Tulane	1995-present
Tulsa	2006-present

COSMOPOLITAN ATHLETIC CONFERENCE

(1984-86)

Fairleigh Dickinson	1984-86
Long Island	1984-86
Marist	1984-86
Monmouth	1984-86
Montclair St.	1984-86
Queens (N.Y.)	1984-86
Siena	1984-86
Wagner	1984-86

EAST COAST CONFERENCE

(1984-92)

American	1984-85
Brooklyn	1991-92
Bucknell	1984-90
Buffalo	1991-92
Central Conn. St.	1990-92
Delaware	1984-91
Drexel	1984-91
Hofstra	1984-92
La Salle	1984-83
Lafayette	1984-90
Lehigh	1984-90
UMBC	1990-92
Rider	1984-92
Towson	1984-92

ECAC METRO CONFERENCE

(1987-88)

Fairleigh Dickinson	1987-88
Long Island	1987-88
Marist	1987-88
Monmouth	1987-88
Montclair St.	1987-88
Queens (N.Y.)	1987-88
Robert Morris	1987-88
Siena	1987-88
Wagner	1987-88

ECAC SOUTH CONFERENCE

(1984-85)

American	1985
East Caro.	1984-85
George Mason	1984-85
James Madison	1984-85
UNC Wilmington	1985
Richmond	1984-85
William & Mary	1984-85

GATEWAY COLLEGIATE ATHLETIC CONFERENCE

(1983-92)

Bradley	1983-92
Drake	1983-92
Eastern Ill.	1983-92
Illinois St.	1983-92
Indiana St.	1983-92
Northern Iowa	1983-92
Southern Ill.	1983-92
Southwest Mo. St.	1983-92
Western Ill.	1983-92
Wichita St.	1983-92

GREAT MIDWEST CONFERENCE

(1992-95)

UAB	1992-95
Cincinnati	1992-95
Dayton	1994-95
DePaul	1992-95
Marquette	1992-95
Memphis	1992-95
St. Louis	1992-95

GULF STAR CONFERENCE

(1985-87)

Nicholls St.	1985-87
Northwestern St.	1985-87
Sam Houston St.	1985-87
Southeastern La.	1985-87
Texas St.	1985-87
Stephen F. Austin	1985-87

HIGH COUNTRY ATHLETIC CONFERENCE

(1984-89)

Brigham Young	1984-89
Colorado St.	1984-89
New Mexico	1984-89
New Mexico St.	1984-89
Utah	1984-89
Utah St.	1985-87
Wyoming	1984-89

HORIZON LEAGUE

(2001-present)

Note: Members were in Midwestern Collegiate Conference until 2001.

Butler	2001-present
Cleveland St.	2001-present
Detroit	2001-present
Ill.-Chicago	2001-present
Loyola (Ill.)	2001-present
Wis.-Green Bay	2001-present
Wis.-Milwaukee	2001-present
Wright St.	2001-present
Youngstown St.	2001-present

IVY GROUP

(1975-present)

Brown	1975-present
Columbia	1975-present
Cornell	1975-present
Dartmouth	1975-present
Harvard	1975-present
Pennsylvania	1975-present
Princeton	1975-present
Yale	1975-present

METRO ATLANTIC ATHLETIC CONFERENCE

(1982-present)

Army	1982-83
Canisius	1990-present
Fairfield	1982-present
Fordham	1982-91
Holy Cross	1984-91
Iona	1982-present
La Salle	1984-93
Loyola (Md.)	1990-present
Manhattan	1982-present
Marist	1998-present
Niagara	1990-present
Rider	1998-present
St. Peter's	1982-present
Siena	1990-present

METROPOLITAN COLLEGIATE ATHLETIC CONFERENCE

(1984-95)

Cincinnati	1984-91
Florida St.	1984-91
Louisville	1984-95
Memphis	1984-91
UNC Charlotte	1992-95
South Carolina	1984-91

South Fla.	1992-95
Southern Miss.	1984-95
Tulane	1984-85, 90-95
Va. Commonwealth	1992-95
Virginia Tech	1984-95

MID-AMERICAN CONFERENCE

(1982-present)

Akron	1993-present
Ball St.	1982-present
Bowling Green	1982-present
Buffalo	1999-present
Central Mich.	1982-present
Eastern Mich.	1982-present
Kent St.	1982-present
Marshall	1998-2005
Miami (Ohio)	1982-present
Northern Ill.	1982-86, 98-present
Ohio	1982-present
Toledo	1982-present
Western Mich.	1982-present

MID-CONTINENT CONFERENCE

(1984-present)

Akron	1989-91
Buffalo	1995-99
Butler	1984-86
Centenary (La.)	2004-present
Central Conn. St.	1995-97
Chicago St.	1995-2006
Cleveland St.	1989-94
Dayton	1985-88
DePaul	1984-91
Detroit	1984-86
Eastern Ill.	1993-96
Evansville	1984-86
Ill.-Chicago	1989-94
IUPUI	1999-present
Loyola (Ill.)	1984-86
Marquette	1987-89
UMKC	1995-present
Northeastern Ill.	1995-99
Northern Ill.	1988-89
Notre Dame	1984-88
Oakland	2000-present
Oral Roberts	1998-present
Southern Utah	1998-present
Troy St.	1995-97
Valparaiso	1988-present
Western Ill.	1993-present
Wis.-Green Bay	1989-93
Wright St.	1990-93
Xavier	1984-86
Youngstown St.	1992-01

MID-EASTERN ATHLETIC CONFERENCE

(1984-present)

Bethune-Cookman	1984-present
Coppin St.	1986-present
Delaware St.	1984-present
Florida A&M	1984-85, 93-present
Hampton	1996-present
Howard	1984-present
Md.-East. Shore	1984-present
Morgan St.	1985-present
Norfolk St.	1998-present
N.C. A&T	1984-present
South Carolina St.	1984-present

MIDDLE EASTERN COLLEGE ASSOCIATION

(1987)

Canisius	1987
Colgate	1987
Niagara	1987
Queens (N.Y.)	1987
Siena	1987
Utica	1987

MIDWESTERN COLLEGIATE CONFERENCE**(1987-01)**

Butler	1987-01
Cleveland St.	1995-01
Detroit	1987-01
Dayton	1989-93
Duquesne	1993-94
Evansville	1987-94
Ill.-Chicago	1995-01
La Salle	1993-95
Loyola (Ill.)	1987-01
Marquette	1990-91
Northern Ill.	1995-97
Notre Dame	1989-95
Oral Roberts	1987-88
St. Louis	1987-91
Wis.-Green Bay	1995-01
Wis.-Milwaukee	1995-01
Wright St.	1995-01
Xavier	1987-95

MISSOURI VALLEY CONFERENCE (1983-present)

Bradley	1983-present
Creighton	1993-present
Drake	1983-present
Eastern Ill.	1983-92
Evansville	1995-present
Illinois St.	1983-present
Indiana St.	1983-present
Missouri St.	1983-present
UNI	1983-present
Southern Ill.	1983-present
Western Ill.	1983-92
Wichita St.	1983-present

MOUNTAIN WEST ATHLETIC CONFERENCE**(1984-88)**

Boise St.	1984-88
Eastern Wash.	1984-88
Idaho	1984-88
Idaho St.	1984-88
Montana	1984-88
Montana St.	1984-88
Portland St.	1984-88
Weber St.	1984-88

MOUNTAIN WEST CONFERENCE**(2000-present)**

Note: All original members formerly belonged to the Western Athletic Conference.

Air Force	2000-present
Brigham Young	2000-present
Colorado St.	2000-present
UNLV	2000-present
New Mexico	2000-present
San Diego St.	2000-present
TCU	2006-present
Utah	2000-present
Wyoming	2000-present

NEW SOUTH WOMEN'S ATHLETIC CONFERENCE**(1986-92)**

UCF	1986-90
Florida A&M	1986-92
Florida Int'l	1988-92
Ga. Southern	1986-92
Georgia St.	1986-92
Mercer	1986-92
Miami (Fla.)	1991-92
Stetson	1986-92

NORTH STAR CONFERENCE**(1984-92)**

Akron	1989-92
Cleveland St.	1989-92

Dayton	1985-89
DePaul	1984-91
Detroit	1984-86
Evansville	1984-86
Ill.-Chicago	1989-91
Loyola (Ill.)	1984-86
Marquette	1987-89
Northern Ill.	1988-92
Notre Dame	1984-89
Valparaiso	1988-92
Wis.-Green Bay	1989-92
Wright St.	1991-92
Xavier	1984-86

NORTHEAST CONFERENCE**(1987-present)**

Central Conn. St.	1998-present
Fairleigh Dickinson	1987-present
Long Island	1987-present
Loyola (Md.)	1987-89
Marist	1987-97
UMBC	1999-03
Monmouth	1987-present
Mt. St. Mary's	1990-present
Quinnipiac	1999-present
Rider	1993-97
Robert Morris	1987-present
Sacred Heart	2000-present
St. Francis (N.Y.)	1987-present
St. Francis (Pa.)	1987-present
Wagner	1987-present

NORTHERN PACIFIC ATHLETIC CONFERENCE**(1984-86)**

California	1984-86
Fresno St.	1984-86
Oregon	1984-86
Oregon St.	1984-86
Pacific	1984-86
San Francisco	1984-86
San Jose St.	1984-86
Santa Clara	1984-86
Washington	1984-86
Washington St.	1984-86

OHIO VALLEY CONFERENCE**(1984-present)**

Akron	1984-87
Austin Peay	1984-present
Eastern Ill.	1996-present
Eastern Ky.	1984-present
Jacksonville St.	2004-present
Middle Tenn.	1984-00
Morehead St.	1984-present
Murray St.	1984-present
Samford	2004-present
Southeast Mo. St.	1992-present
Tenn.-Martin	1993-present
Tennessee St.	1988-present
Tennessee Tech	1984-present
Youngstown St.	1984-88

OIL COUNTRY ATHLETIC CONFERENCE**(1984-85)**

Hardin-Simmons	1984-85
Oklahoma City	1984-85
Oral Roberts	1984-85
UTEP	1984-85
Texas-San Antonio	1984-85
West Tex. A&M	1984-85

PACIFIC COAST ATHLETIC CONFERENCE**(1985-87)**

UC Irvine	1985-87
UC Santa Barb.	1985-87
Cal St. Fullerton	1986-87
Fresno St.	1987
Hawaii	1985-87
Long Beach St.	1986-87
UNLV	1985-87

Pacific	1985-87
San Diego St.	1986-87
San Jose St.	1987

PACIFIC-10 CONFERENCE**(1987-present)**

Arizona	1987-present
Arizona St.	1987-present
California	1987-present
Oregon	1987-present
Oregon St.	1987-present
Southern California	1987-present
Stanford	1987-present
UCLA	1987-present
Washington	1987-present
Washington St.	1987-present

PACIFIC WEST ATHLETIC CONFERENCE**(1986)**

Arizona	1986
Arizona St.	1986
Southern California	1986
Stanford	1986
UCLA	1986

PATRIOT LEAGUE**(1991-present)**

American	2001-present
Army	1991-present
Bucknell	1991-present
Colgate	1991-present
Fordham	1991-95
Holy Cross	1991-present
Lafayette	1991-present
Lehigh	1991-present
Navy	1992-present

SEABOARD CONFERENCE**(1985-89)**

Boston U.	1985-89
Brooklyn	1985-89
Central Conn. St.	1987-89
Hartford	1986-89
Maine	1985-89
New Hampshire	1985-89
Northeastern	1985-89
Vermont	1985-89

SOUTHEASTERN CONFERENCE**(1980-present)**

Alabama	1980-present
Arkansas	1992-present
Auburn	1980-present
Florida	1980-present
Georgia	1980-present
Kentucky	1980-present
LSU	1980-present
Mississippi	1980-present
Mississippi St.	1980-present
South Carolina	1992-present
Tennessee	1980-present
Vanderbilt	1980-present

SOUTHERN CONFERENCE**(1984-present)**

Appalachian St.	1984-present
Chattanooga	1984-present
Col. of Charleston	1999-present
Davidson	1984-86, 94-present
East Tenn. St.	1984-2005
Elon	2004-present
Furman	1984-present
Ga. Southern	1992-present
Marshall	1984-97
UNC Greensboro	1998-present
Western Caro.	1984-present
Wofford	1998-present

SOUTHLAND CONFERENCE

(1983-present)

Arkansas St.	1983-87
Lamar	1983-87,99-present
La.-Lafayette	1983-87
La.-Monroe	1983-2006
McNeese St.	1983-present
Nicholls St.	1992-present
North Texas	1984-96
Northwestern St.	1988-present
Sam Houston St.	1988-present
Southeastern La.	1998-present
Stephen F. Austin	1988-present
UTSA	1983-present
Texas-San Antonio	1992-present
Texas St.	1988-present

SOUTHWEST CONFERENCE

(1983-96)

Arkansas	1983-91
Baylor	1983-96
Houston	1983-96
Rice	1983-96
Southern Methodist	1983-96
Texas	1983-96
Texas A&M	1983-96
TCU	1983-96
Texas Tech	1983-96

SOUTHWESTERN ATHLETIC CONFERENCE

(1982-present)

Alabama A&M	2000-present
Alabama St.	1982-present
Alcorn St.	1982-present
Ark.-Pine Bluff	1998-present
Grambling	1982-present
Jackson St.	1982-present
Mississippi Val.	1982-present
Prairie View	1982-present
Southern U.	1982-present
Texas Southern	1982-present

SUN BELT CONFERENCE

(1983-present)

UAB	1983-91
Ark.-Little Rock	2000-present
Arkansas St.	1992-present
UCF	1991-92
Charlotte	1983-91
Denver	2000-present
Fla. Atlantic	2007
Florida Int'l	1999-present
Lamar	1992-99
La.-Lafayette	1992-present
La.-Monroe	2007
Louisiana Tech	1992-01
Middle Tenn.	2001-present
New Mexico St.	2001-2005
New Orleans	1992-present
North Texas	2001-present
Old Dominion	1983-91
South Ala.	1983-present
South Fla.	1983-91
Tex.-Pan American	1992-99
Troy	2006-present
Va. Commonwealth	1983-91
Western Ky.	1983-present

WEST COAST CONFERENCE

(1952-present)

UC Santa Barb.	1964-69
Fresno St.	1955-57
Gonzaga	1979-present
Loyola Marymount	1955-present
Nevada	1969-79
UNLV	1969-75
Pacific	1952-71
Pepperdine	1955-present
Portland	1976-present
St. Mary's (Cal.)	1952-present
San Diego	1979-present
San Francisco	1952-present
Santa Clara	1952-present
San Jose St.	1952-69
Seattle	1971-80

WESTERN ATHLETIC CONFERENCE

(1990-present)

Note: Before 1990, some members played in the High Country Athletic Conference.

Air Force	1996-99
Boise St.	2001-present
Brigham Young	1990-99
Colorado St.	1990-99
Creighton	1990-92
Fresno St.	1992-present
Hawaii	1996-present
Idaho	2006-present
Louisiana Tech	2001-present
UNLV	1996-99
Nevada	2001-present
New Mexico	1991-99
New Mexico St.	2006-present
Rice	1996-2005
San Diego St.	1990-99
San Jose St.	1996-present
Southern Methodist	1996-2005
TCU	1996-01
UTEP	1990-2005
Tulsa	1996-2005
Utah	1990-99
Utah St.	2006-present
Wyoming	1990-99

WESTERN COLLEGIATE ATHLETIC ASSOCIATION

(1984-85)

Arizona	1984-85
Arizona St.	1984-85
Cal St. Fullerton	1984-85
Long Beach St.	1984-85
San Diego St.	1984-85
Southern California	1984-85
Stanford	1984-85
UCLA	1984-85

2005-06 Division II Conference Standings

Won conference tournament or playoff.

*Reclassifying institution.

CALIFORNIA COLLEGIATE ATHLETIC ASSOCIATION

Team	Conference			Full Season		
	W	L	Pct.	W	L	Pct.
Chico St.#	18	2	.900	28	4	.875
UC San Diego	7	3	.850	23	5	.821
Cal St. Bakersfield	16	4	.800	24	4	.857
Cal St. L.A.	14	6	.700	20	8	.714
Cal St. San B'dino	10	10	.500	16	11	.593
Cal St. Dom. Hills	10	10	.500	15	11	.577
Cal Poly Pomona	8	12	.400	11	16	.407
Sonoma St.	7	13	.350	10	17	.370
Cal St. Stanislaus	4	16	.200	8	19	.296
San Francisco St.	3	17	.150	8	19	.296
*Cal St. Monterey Bay	3	17	.150	4	23	.148

CAROLINAS-VIRGINIA ATHLETICS CONFERENCE

Team	Conference			Full Season		
	W	L	Pct.	W	L	Pct.
Anderson (S.C.)#	18	2	.900	27	5	.844
Barton	17	3	.850	23	8	.742
Erskine	13	7	.650	17	12	.586
Belmont Abbey	13	7	.650	15	13	.536
Pfeiffer	11	9	.550	14	15	.483
Mount Olive	10	10	.500	16	13	.552
St. Andrews	9	11	.450	12	16	.429
Limestone	8	12	.400	12	17	.414
Coker	6	14	.300	5	22	.185
Queens (N.C.)	4	16	.200	2	24	.077
Lees-McRae	1	19	.050	12	16	.429

CENTRAL ATLANTIC COLLEGIATE CONFERENCE

Team	Conference			Full Season		
	W	L	Pct.	W	L	Pct.
Holy Family#	24	0	1.000	29	3	.906
Philadelphia	19	5	.792	22	7	.759
Phila. Sciences	19	5	.792	23	8	.742
Bloomfield	17	7	.708	20	9	.690
Dominican	16	8	.667	19	13	.594
NJIT	15	9	.625	17	10	.630
Post	11	13	.458	12	16	.429
Caldwell	8	16	.333	8	20	.286
Felician	7	17	.292	8	20	.286
Georgian Court	6	18	.250	7	20	.259
Goldey-Beacom	6	18	.250	6	22	.214
Nyack	4	20	.167	5	22	.185
Wilmington (Del.)	4	20	.167	5	22	.185

CENTRAL INTERCOLLEGIATE ATHLETIC ASSOCIATION

Eastern Division	Conference			Full Season		
	W	L	Pct.	W	L	Pct.
Shaw#	16	0	1.000	29	5	.853
Elizabeth City St.	13	3	.813	20	9	.690
Virginia Union	7	9	.438	13	16	.448
Bowie St.	6	10	.375	13	16	.448
Virginia St.	4	12	.250	5	23	.179
St. Paul's	1	15	.063	6	23	.207
Western Division	Conference			Full Season		
Johnson C. Smith	13	3	.813	20	11	.645
N.C. Central	12	4	.750	23	7	.767
Fayetteville St.	8	8	.500	13	15	.464
St. Augustine's	7	9	.438	17	12	.586
Winston-Salem	5	11	.313	9	18	.333
Livingstone	4	12	.250	8	19	.296

GREAT LAKES INTERCOLLEGIATE ATHLETIC CONFERENCE

East Division	Conference			Full Season		
	W	L	Pct.	W	L	Pct.
Grand Valley St.#	17	1	.944	33	3	.917
Michigan Tech	14	4	.778	19	9	.679
Lake Superior St.	12	6	.667	21	8	.724
Ferris St.	12	6	.667	18	10	.643
Northwood	5	13	.278	10	16	.385
Saginaw Valley	5	13	.278	8	19	.296
Northern Mich.	2	16	.111	6	19	.240
West Division	Conference			Full Season		
Ashland	13	4	.765	21	11	.656
Hillsdale	10	7	.588	17	11	.607
Gannon	8	9	.471	14	15	.483
Wayne St. (Mich.)	7	10	.412	10	17	.370
Findlay	5	12	.294	12	15	.444
Mercyhurst	4	13	.235	8	19	.296

GREAT LAKES VALLEY CONFERENCE

East Division	Conference			Full Season		
	W	L	Pct.	W	L	Pct.
Northern Ky.	16	3	.842	27	5	.844
Lewis	14	5	.737	19	11	.633
Ky. Wesleyan	10	9	.526	15	13	.536
Bellarmine	10	9	.526	14	14	.500
St. Joseph's (Ind.)	7	12	.368	14	13	.519
Indianapolis	6	13	.316	11	16	.407
Wis.-Parkside	4	15	.211	7	20	.259
West Division	Conference			Full Season		
Drury#	19	0	1.000	30	3	.909
Quincy	13	6	.684	20	10	.667
Mo.-Rolla	10	9	.526	17	11	.607
Mo.-St. Louis	9	10	.474	16	12	.571
Southern Ind.	7	12	.368	15	15	.500
SIU Edwardsville	7	12	.368	13	14	.481
Rockhurst	1	18	.053	4	23	.148

GREAT NORTHWEST ATHLETIC CONFERENCE

Team	Conference			Full Season		
	W	L	Pct.	W	L	Pct.
Western Wash.#	18	0	1.000	27	2	.931
Seattle Pacific	16	2	.889	24	6	.800
Humboldt St.	12	6	.667	17	11	.607
Northwest Nazarene	11	7	.611	17	11	.607
Central Wash.	9	9	.500	15	11	.577
Seattle	9	9	.500	14	12	.538
Alas. Anchorage	6	12	.333	13	14	.481
St. Martin's	5	13	.278	9	18	.333
Alas. Fairbanks	4	14	.222	7	19	.269
Western Ore.	0	18	.000	0	27	.000

GULF SOUTH CONFERENCE

East Division	Conference			Full Season		
	W	L	Pct.	W	L	Pct.
West Fla.	12	2	.857	23	7	.767
West Ga.	11	3	.786	19	10	.655
Ala.-Huntsville	9	5	.643	14	13	.519
Valdosta St.	8	6	.571	18	10	.643
West Ala.	7	7	.500	13	16	.448
Lincoln Memorial	3	11	.214	7	20	.259
Montevallo	3	11	.214	7	20	.259
North Ala.	3	11	.214	5	22	.185

West Division	Conference			Full Season		
	W	L	Pct.	W	L	Pct.
Delta St.#	14	2	.875	30	3	.909
Henderson St.	14	2	.875	29	5	.853
Central Ark.	9	7	.563	17	11	.607
Ark.-Monticello	9	7	.563	15	13	.536
Southern Ark.	8	8	.500	13	15	.464
Arkansas Tech	7	9	.438	15	12	.556
Ouachita Baptist	4	12	.250	15	12	.556
Harding	4	12	.250	12	15	.444
Christian Bros.	3	13	.188	10	17	.370

HEARTLAND CONFERENCE

Team	Conference			Full Season		
	W	L	Pct.	W	L	Pct.
Mont. St. - Billings	9	3	.750	18	9	.667
St. Edward's	9	3	.750	15	12	.556
St. Mary's (Tex.)	8	4	.667	17	13	.567
Panhandle St.	7	5	.583	15	14	.517
Incarinate Word#	5	7	.417	8	19	.296
Western N.M.	3	9	.250	6	20	.231
Lincoln (Mo.)	1	11	.083	1	23	.042

LONE STAR CONFERENCE

North Division	Conference			Full Season		
	W	L	Pct.	W	L	Pct.
Southwestern Okla.	9	3	.750	16	12	.571
Northeastern St.	7	5	.583	18	11	.621
Texas A&M-Commerce	7	5	.583	16	13	.552
Cameron	6	6	.500	15	13	.536
East Central	5	7	.417	11	15	.423
Southeastern Okla.	4	8	.333	10	17	.370
Central Okla.	4	8	.333	7	20	.259

South Division	Conference			Full Season		
	W	L	Pct.	W	L	Pct.
West Tex. A&M#	13	1	.929	28	4	.875
Angelo St.	11	3	.786	22	9	.710
Tarleton St.	11	3	.786	19	10	.655
Texas Woman's	6	8	.429	14	14	.500
Abilene Christian	6	8	.429	12	15	.444
Midwestern St.	5	9	.357	11	16	.407
Eastern N.M.	3	11	.214	11	17	.393
Tex. A&MKingsville	1	13	.071	5	22	.185

MID-AMERICA INTERCOLLEGIATE ATHLETICS ASSOCIATION

Team	Conference			Full Season		
	W	L	Pct.	W	L	Pct.
Washburn#	16	0	1.000	31	1	.969
Emporia St.	13	3	.813	28	5	.848
Central Mo. St.	11	5	.688	22	10	.688
Mo. Western St.	8	8	.500	19	10	.655
Missouri Southern St.	8	8	.500	16	12	.571
Northwest Mo. St.	7	9	.438	15	13	.536
Pittsburg St.	4	12	.250	11	17	.393
Truman St.	3	13	.188	12	16	.429
Southwest Baptist	2	14	.125	10	17	.370

NEW YORK COLLEGIATE ATHLETIC CONFERENCE

Team	Conference			Full Season		
	W	L	Pct.	W	L	Pct.
New Haven#	17	3	.850	24	7	.774
Bridgeport	15	5	.750	19	9	.679
Adelphi	14	6	.700	15	13	.536
NYIT	11	9	.550	14	15	.483
C.W. Post	10	10	.500	13	17	.433
St. Thomas Aquinas	10	10	.500	11	17	.393
Queens (N.Y.)	9	11	.450	13	15	.464
Molloy	9	11	.450	9	19	.321
Dowling	8	12	.400	10	17	.370
Concordia (N.Y.)	7	13	.350	8	19	.296
Mercy	0	20	.000	0	25	.000

NORTH CENTRAL INTERCOLLEGIATE ATHLETIC CONFERENCE

Team	Conference			Full Season		
	W	L	Pct.	W	L	Pct.
North Dakota#	12	0	1.000	34	1	.971
St. Cloud St.	9	3	.750	29	5	.853
Augustana (S.D.)	7	5	.583	21	10	.677
Neb.-Omaha	5	7	.417	20	11	.645
Minn. Duluth	3	9	.250	16	12	.571
South Dakota	3	9	.250	15	13	.536
Minn St.-Mankato	3	9	.250	12	16	.429

NORTHEAST-10 CONFERENCE

Team	Conference			Full Season		
	W	L	Pct.	W	L	Pct.
Southern Conn. St.#	19	3	.864	29	4	.879
Stonehill	17	5	.773	24	7	.774
American Int'l	16	6	.727	26	8	.765
Pace	16	6	.727	21	8	.724
Bentley	14	8	.636	20	13	.606
St. Michael's	12	10	.545	17	11	.607
St. Rose	12	10	.545	19	13	.594
Assumption	11	11	.500	16	13	.552
Franklin Pierce	11	11	.500	16	14	.533
Mass.-Lowell	9	13	.409	11	18	.379
Le Moyne	7	15	.318	11	17	.393
Southern N.H.	7	15	.318	11	17	.393
Bryant	6	16	.273	9	18	.333
Merrimack	5	17	.227	8	22	.267
St. Anselm	3	19	.136	7	20	.259

NORTHERN SUN INTERCOLLEGIATE CONFERENCE

Team	Conference			Full Season		
	W	L	Pct.	W	L	Pct.
Wayne St. (Neb.)#	13	1	.929	27	4	.871
Northern St.	11	3	.786	25	7	.781
Concordia-St. Paul	9	5	.643	20	11	.645
Minn. St.-Moorhead	7	7	.500	15	14	.517
Bemidji St.	6	8	.429	13	15	.464
Southwest Minn. St.	4	10	.286	7	21	.250
Winona St.	3	11	.214	10	18	.357
Minn.-Crookston	3	11	.214	6	22	.214

PEACH BELT ATHLETIC CONFERENCE

Team	Conference			Full Season		
	W	L	Pct.	W	L	Pct.
North Ga.	19	1	.950	23	4	.852
Clayton St.	17	3	.850	25	6	.806
S.C. Upstate	12	8	.600	16	14	.533
Armstrong Athletic	10	10	.500	15	13	.536
UNC Pembroke	10	10	.500	15	13	.536
GC&SU#	9	11	.450	17	14	.548
Columbus St.	9	11	.450	17	15	.531
Francis Marion	9	11	.450	13	16	.448
Augusta St.	7	13	.350	13	18	.419
S.C.-Aiken	7	13	.350	11	17	.393
Lander	1	19	.050	5	23	.179

PENNSYLVANIA STATE ATHLETIC CONFERENCE

Eastern Division	Conference			Full Season		
	W	L	Pct.	W	L	Pct.
East Stroudsburg	9	3	.750	16	12	.571
Millersville	8	4	.667	15	14	.517
Kutztown	7	5	.583	16	12	.571
Mansfield	7	5	.583	12	16	.429
West Chester	7	5	.583	10	17	.370
Bloomsburg	3	9	.250	6	21	.222
Cheyney	1	11	.083	4	23	.148

Western Division	Conference			Full Season		
	W	L	Pct.	W	L	Pct.
California (Pa.)#	12	0	1.000	26	5	.839



Photo by Wesley Hill/NCAA Photos

Despite not winning the Northeast-10 conference title, Alissa Rubino and the American International Yellow Jackets advanced all the way to the Division II Women's Basketball Championship title game.

Team	Conference			Full Season		
	W	L	Pct.	W	L	Pct.
Indiana (Pa.)	8	4	.667	19	9	.679
Edinboro	7	5	.583	21	10	.677
Lock Haven	5	7	.417	17	9	.654
Slippery Rock	5	7	.417	13	15	.464
Clarion	3	9	.250	12	15	.444
Shippensburg	2	10	.167	12	13	.480

ROCKY MOUNTAIN ATHLETIC CONFERENCE

East Division	Conference			Full Season		
	W	L	Pct.	W	L	Pct.
Regis (Colo.)	18	1	.947	26	5	.839
Fort Hays St.	15	4	.789	21	7	.750
Neb.-Kearney	15	4	.789	21	7	.750
Metro St.	15	4	.789	18	9	.667
Colorado Mines	8	11	.421	16	14	.533
Chadron St.	3	16	.158	4	23	.148
Colo. Christian	1	18	.053	4	25	.138

West Division	Conference			Full Season		
	W	L	Pct.	W	L	Pct.
Fort Lewis	12	7	.632	16	13	.552
Colorado St.-Pueblo#	11	8	.579	19	11	.633
UC-Colo. Spgs.	9	10	.474	12	16	.429
N.M. Highlands	8	11	.421	12	14	.462
Mesa St.	8	11	.421	10	17	.370
Western St.	7	12	.368	9	17	.346
Adams St.	3	16	.158	4	23	.148

SOUTH ATLANTIC CONFERENCE

Team	Conference			Full Season		
	W	L	Pct.	W	L	Pct.
Wingate	13	1	.929	25	7	.781
Presbyterian	10	4	.714	21	7	.750
Tusculum	7	7	.500	18	10	.643
Carson-Newman	7	7	.500	16	13	.552
Newberry#	6	8	.429	18	13	.581
Mars Hill	6	8	.429	16	12	.571
Catawba	4	10	.286	9	19	.321
Lenoir-Rhyne	3	11	.214	10	18	.357

SOUTHERN INTERCOLLEGIATE ATHLETIC CONFERENCE

Team	Conference			Full Season		
	W	L	Pct.	W	L	Pct.
Fort Valley St.	20	2	.909	28	3	.903
Paine#	15	5	.750	22	9	.710
Benedict	15	5	.750	20	9	.690
Tuskegee	11	9	.550	14	13	.519
Stillman	11	9	.550	13	16	.448
Albany St. (Ga.)	11	9	.550	12	16	.429
Miles	10	10	.500	13	16	.448
LeMoyné-Owen	9	11	.450	10	19	.345
Kentucky St.	4	16	.200	5	23	.179
Lane	3	17	.150	6	22	.214
Clark Atlanta	1	19	.050	3	25	.107

SUNSHINE STATE CONFERENCE

Team	Conference			Full Season		
	W	L	Pct.	W	L	Pct.
Rollins#	16	0	1.000	28	2	.933
Tampa	13	3	.813	24	7	.774
Florida Tech	10	6	.625	16	12	.571
Nova Southeastern	8	8	.500	16	13	.552
Lynn	6	10	.375	11	17	.393
Barry	6	10	.375	10	19	.345
St. Leo	6	10	.375	9	18	.333
Fla. Southern	5	11	.313	10	19	.345
Eckerd	2	14	.125	4	24	.143

WEST VIRGINIA INTERCOLLEGIATE ATHLETIC CONFERENCE

Team	Conference			Full Season		
	W	L	Pct.	W	L	Pct.
Charleston (W.V.)#	17	1	.944	31	3	.912
Glenville St.	17	1	.944	30	3	.909
Wheeling Jesuit	16	2	.889	27	5	.844
West Liberty St.	14	4	.778	24	7	.774
Fairmont St.	12	6	.667	21	8	.724
Shepherd	11	7	.611	16	13	.552
West Virginia St.	9	9	.500	16	13	.552
West Va. Wesleyan...	9	9	.500	11	18	.379
Concord	8	10	.444	14	14	.500
Ohio Valley	8	10	.444	12	16	.429
Bluefield St.	5	13	.278	9	18	.333
Davis & Elkins	4	14	.222	6	22	.214
Salem Int'l	3	15	.167	4	24	.143
West Va. Tech	1	17	.056	1	23	.042
Alderson-Broaddus....	1	17	.056	1	24	.040

DIVISION II INDEPENDENTS

Team	Full Season		
	W	L	Pct.
Columbia Union	4	23	.148
Longwood	9	19	.321
Northern Colo.	15	15	.500
Oakland City	18	12	.600
Pitt.-Johnstown	20	7	.741
Rockhurst	4	23	.148
Tiffin	13	15	.464

2005-06 Division III Conference Standings

Won conference tournament or playoff.

*Reclassifying/provisional institution.

ALLEGHENY MOUNTAIN ATHLETIC CONFERENCE

Team	Conference			Full Season		
	W	L	Pct.	W	L	Pct.
Medaille#	18	0	1.000	26	2	.929
Pitt.-Greensburg	16	2	.889	24	6	.800
Frostburg St.	13	5	.722	18	10	.643
Penn St. Behrend	12	6	.667	17	10	.630
Pitt.-Bradford	10	8	.556	12	14	.462
La Roche	5	13	.278	7	18	.280
Lake Erie	5	13	.278	6	17	.261
Penn St.-Altoona	5	13	.278	6	18	.250
Hilbert	5	13	.278	6	19	.240
*Mount Aloysius	1	17	.056	4	21	.160

AMERICAN SOUTHWEST CONFERENCE

Team	Conference			Full Season		
	W	L	Pct.	W	L	Pct.
Mississippi Col.	17	5	.773	19	6	.760
*Texas-Tyler	17	5	.773	17	8	.680
East Tex. Baptist	14	8	.636	18	9	.667
Austin	11	11	.500	14	12	.538
Texas-Dallas	11	11	.500	12	13	.480
Ozarks (Ark.)	11	11	.500	12	14	.462
LeTourneau	5	17	.227	8	17	.320
Louisiana Col.	5	17	.227	5	19	.208

West Division

McMurry#	20	2	.909	26	3	.897
Howard Payne	19	3	.864	24	5	.828
Hardin-Simmons	18	4	.818	24	6	.800
Mary Hardin-Baylor ...	9	13	.409	11	17	.393
Concordia-Austin	7	15	.318	8	17	.320
Schreiner	6	16	.273	6	19	.240
Texas Lutheran	5	17	.227	5	20	.200
Sul Ross St.	1	21	.045	1	24	.040

ATLANTIC WOMEN'S COLLEGES CONFERENCE

Team	Conference			Full Season		
	W	L	Pct.	W	L	Pct.
Hood#	11	1	.917	15	11	.577
Mary Baldwin	9	3	.750	12	15	.444
Chestnut Hill	7	5	.583	17	8	.680
Notre Dame (Md.)	6	6	.500	13	12	.520
Trinity (D.C.)	4	8	.333	4	15	.211
Chatham	3	9	.250	5	20	.200
Wilson	2	10	.167	6	17	.261

CAPITAL ATHLETIC CONFERENCE

Team	Conference			Full Season		
	W	L	Pct.	W	L	Pct.
Mary Washington# ...	14	0	1.000	29	2	.935
Catholic	10	4	.714	19	8	.704
Marymount	9	5	.643	20	9	.690
York (Pa.)	8	6	.571	15	12	.556
Salisbury	7	7	.500	14	11	.560
St. Mary's (Md.)	6	8	.429	11	15	.423
Goucher	2	12	.143	6	15	.286
Galludet	0	14	.000	3	23	.115

CENTENNIAL CONFERENCE

Team	Conference			Full Season		
	W	L	Pct.	W	L	Pct.
Muhlenberg#	16	2	.889	26	3	.897
Johns Hopkins	15	3	.833	22	8	.733
Dickinson	14	4	.778	19	8	.704
McDaniel	12	6	.667	20	9	.690
Gettysburg	12	6	.667	15	11	.577
Ursinus	10	8	.556	13	11	.542
Swarthmore	7	11	.389	11	14	.440
Frank. & Marsh.	7	11	.389	10	15	.400
Haverford	4	14	.222	6	19	.240
Washington (Md.)	2	16	.111	5	20	.200
Bryn Mawr	0	18	.000	0	11	.000

CITY UNIVERSITY OF NEW YORK ATHLETIC CONFERENCE

Team	Conference			Full Season		
	W	L	Pct.	W	L	Pct.
North Division						
Baruch#	13	0	1.000	24	7	.774
John Jay	9	4	.692	16	12	.571
Hunter	9	4	.692	14	12	.538
Lehman	7	6	.538	11	16	.407
CCNY	1	12	.077	1	22	.043
South Division						
Staten Island	10	3	.769	18	10	.643
Brooklyn	6	7	.462	12	13	.480
Medgar Evers	5	8	.385	10	16	.385
York (N.Y.)	5	8	.385	5	20	.200
City Tech	0	13	.000	4	21	.160

COLLEGE CONFERENCE OF ILLINOIS & WISCONSIN

Team	Conference			Full Season		
	W	L	Pct.	W	L	Pct.
Wheaton (Ill.)#	11	3	.786	25	5	.833
Ill. Wesleyan	10	4	.714	19	8	.704
North Park	8	6	.571	13	13	.500
Elmhurst	7	7	.500	17	8	.680

Team	Conference			Full Season		
	W	L	Pct.	W	L	Pct.
Millikin	7	7	.500	15	10	.600
Carthage	7	7	.500	12	14	.462
North Central (Ill.) ...	6	8	.429	11	14	.440
Augustana (Ill.)	0	14	.000	6	19	.240

COMMONWEALTH COAST CONFERENCE

Team	Conference			Full Season		
	W	L	Pct.	W	L	Pct.
North Division						
Colby-Sawyer#	16	1	.941	23	5	.821
Endicott	13	4	.765	18	11	.621
New England	10	7	.588	15	11	.577
Wentworth Inst.	9	8	.529	14	11	.560
New England Col.	6	11	.353	13	12	.520
Gordon	6	11	.353	7	18	.280

South Division

Nichols	16	2	.889	20	8	.714
Salve Regina	15	3	.833	19	8	.704
Curry	7	11	.389	8	18	.308
Roger Williams	7	11	.389	8	18	.308
Anna Maria	5	13	.278	8	17	.320
Regis (Mass.)	4	14	.222	8	17	.320
Eastern Nazarene	0	18	.000	0	25	.000

COMMONWEALTH CONFERENCE

Team	Conference			Full Season		
	W	L	Pct.	W	L	Pct.
Messiah#	13	1	.929	26	3	.897
Moravian	11	3	.786	21	7	.750
Widener	8	6	.571	15	11	.577
Susquehanna	6	8	.429	14	12	.538
Juniata	6	8	.429	13	12	.520
Albright	5	9	.357	14	11	.560
Elizabethtown	5	9	.357	9	15	.375
Lebanon Valley	2	12	.143	7	18	.280

EMPIRE 8

Team	Conference			Full Season		
	W	L	Pct.	W	L	Pct.
St. John Fisher#	14	0	1.000	25	3	.893
Elmira	10	4	.714	19	11	.633
Utica	9	5	.643	18	9	.667
Ithaca	9	5	.643	12	14	.462
Hartwick	6	8	.429	11	14	.440
Nazareth	4	10	.286	9	16	.360
RIT	3	11	.214	6	18	.250
Alfred	1	13	.071	5	20	.200

FREEDOM CONFERENCE

Team	Conference			Full Season		
	W	L	Pct.	W	L	Pct.
Scranton#	14	0	1.000	31	2	.939
Delaware Valley	9	5	.643	17	9	.654
DeSales	9	5	.643	16	12	.571
King's (Pa.)	8	6	.571	13	13	.500
FDU-Florham	7	7	.500	17	9	.654
Drew	6	8	.429	12	13	.480
Wilkes	2	12	.143	6	19	.240
Lycoming	1	13	.071	5	19	.208

GREAT NORTHEAST ATHLETIC CONFERENCE

Team	Conference			Full Season		
	W	L	Pct.	W	L	Pct.
Norwich#	11	1	.917	25	5	.833
Emmanuel	11	1	.917	23	8	.742
Western New Eng.	10	2	.833	21	7	.750
Johnson & Wales (R.I.)	9	3	.750	15	11	.577
Suffolk	7	5	.583	15	11	.577
St. Joseph (Conn.)	7	5	.583	13	14	.481
Simmons	7	5	.583	12	14	.462
Emerson	5	7	.417	10	16	.385
Pine Manor	4	8	.333	11	13	.458
Daniel Webster	3	9	.250	10	13	.435
Albertus Magnus	3	9	.250	8	17	.320
Rivier	1	11	.083	3	20	.130
Southern Vt.	0	12	.000	0	23	.000

GREAT SOUTH ATHLETIC CONFERENCE

Team	Conference			Full Season		
	W	L	Pct.	W	L	Pct.
Maryville#	14	0	1.000	23	7	.767
Piedmont	11	3	.786	20	7	.741
Agnes Scott	10	4	.714	15	13	.536
Huntingdon	9	5	.643	11	15	.423
LaGrange	5	9	.357	9	18	.333
Spelman	5	9	.357	8	16	.333
Fisk	2	12	.143	3	21	.125
Wesleyan	0	14	.000	0	20	.000

HEARTLAND COLLEGIATE ATHLETIC CONFERENCE

Team	Conference			Full Season		
	W	L	Pct.	W	L	Pct.
Franklin#	13	1	.929	24	5	.828
Manchester	10	4	.714	21	8	.724
Hanover	9	5	.643	16	10	.615
Anderson (Ind.)	8	6	.571	16	11	.593
Transylvania	6	8	.429	8	17	.320
Mt. St. Joseph	5	9	.357	8	18	.308
Defiance	3	11	.214	6	20	.231
Bluffton	2	12	.143	4	22	.154

IOWA INTERCOLLEGIATE ATHLETIC CONFERENCE

Team	Conference			Full Season		
	W	L	Pct.	W	L	Pct.
Simpson#	15	1	.938	24	5	.828
Luther	13	3	.813	21	5	.808
Buena Vista	11	5	.688	17	10	.630
Loras	9	7	.563	12	15	.444
Coe	6	10	.375	8	18	.308
Cornell	5	11	.313	7	19	.269
Central (Iowa)	5	11	.313	5	18	.217
Dubuque	4	12	.250	10	15	.400
Warburg	4	12	.250	7	17	.292

LAKE MICHIGAN CONFERENCE

Team	Conference			Full Season		
	W	L	Pct.	W	L	Pct.
Lakeland#	13	3	.813	21	8	.724
Concordia (Wis.)	12	4	.750	19	9	.679
Marian (Wis.)	11	5	.688	16	11	.593
Wis. Lutheran	11	5	.688	14	11	.560
Edgewood	11	5	.688	15	12	.556
Milwaukee Eng.	7	9	.438	8	18	.308
Dominican (Ill.)	4	12	.250	6	20	.231
Alverno	3	13	.188	5	21	.192
Maranatha Baptist	0	16	.000	5	22	.185

LIBERTY LEAGUE

Team	Conference			Full Season		
	W	L	Pct.	W	L	Pct.
William Smith#	12	2	.857	22	6	.786
St. Lawrence	12	2	.857	19	8	.704
Union (N.Y.)	11	3	.786	18	9	.667

Team	Conference			Full Season		
	W	L	Pct.	W	L	Pct.
Rensselaer	8	6	.571	14	10	.583
Hamilton	5	9	.357	8	16	.333
Skidmore	4	10	.286	10	15	.400
Vassar	2	12	.143	7	17	.292
Clarkson	2	12	.143	6	19	.240

LITTLE EAST CONFERENCE

Team	Conference			Full Season		
	W	L	Pct.	W	L	Pct.
Southern Me.#	14	0	1.000	32	2	.941
Eastern Conn. St.	9	5	.643	21	7	.750
Keene St.	9	5	.643	16	12	.571
Western Conn. St.	9	5	.643	15	13	.536
Plymouth St.	5	9	.357	10	15	.400
Rhode Island Col.	4	10	.286	12	14	.462
Mass.-Dartmouth	3	11	.214	10	16	.385
Mass.-Boston	3	11	.214	9	17	.346

MASSACHUSETTS STATE COLLEGE ATHLETIC CONFERENCE

Team	Conference			Full Season		
	W	L	Pct.	W	L	Pct.
Salem St.#	10	2	.833	23	5	.821
Worcester St.	10	2	.833	15	11	.577
Bridgewater St.	9	3	.750	20	8	.714
Westfield St.	6	6	.500	12	14	.462
Fitchburg St.	5	7	.417	14	11	.560
Framingham St.	2	10	.167	6	17	.261
Mass. Liberal Arts	0	12	.000	7	18	.280

MICHIGAN INTERCOLLEGIATE ATHLETIC ASSOCIATION

Team	Conference			Full Season		
	W	L	Pct.	W	L	Pct.
Hope#	16	0	1.000	31	1	.969
Calvin	14	2	.875	23	5	.821
Albion	9	7	.563	17	9	.654
St. Mary's (Ind.)	9	7	.563	11	15	.423
Olivet	8	8	.500	13	14	.481
Alma	7	9	.438	13	12	.520
Adrian	4	12	.250	9	16	.360
Kalamazoo	4	12	.250	8	17	.320
*Tri-State	1	15	.063	2	24	.077

MIDWEST CONFERENCE

Team	Conference			Full Season		
	W	L	Pct.	W	L	Pct.
Carroll#	13	3	.813	22	5	.815
St. Norbert	13	3	.813	17	8	.680
Lawrence	12	4	.750	19	5	.792
Ripon	12	4	.750	15	9	.625
Lake Forest	8	8	.500	14	9	.609
Monmouth (Ill.)	7	9	.438	10	13	.435
Illinois Col.	6	10	.375	12	11	.522
Grinnell	5	11	.313	9	14	.391
Beloit	3	13	.188	5	17	.227
Knox	1	15	.063	3	20	.130

MINNESOTA INTERCOLLEGIATE ATHLETIC CONFERENCE

Team	Conference			Full Season		
	W	L	Pct.	W	L	Pct.
St. Benedict#	17	3	.850	21	6	.778
Concordia-M'head	16	4	.800	21	7	.750
Gustavus	15	5	.750	19	7	.731
Carleton	14	6	.700	18	10	.643
Hamline	9	11	.450	13	13	.500
Bethel (Minn.)	8	12	.400	13	13	.500
St. Olaf	7	13	.350	10	15	.400
St. Thomas (Minn.)	7	13	.350	10	15	.400
St. Catherine	7	13	.350	9	16	.360
St. Mary's (Minn.)	6	14	.300	10	15	.400
Augsburg	4	16	.200	7	18	.280

NEW ENGLAND SMALL COLLEGE ATHLETIC CONFERENCE

Team	Conference			Full Season		
	W	L	Pct.	W	L	Pct.
Springfield#	12	1	.923	22	7	.759
Mt. Holyoke	9	4	.692	23	6	.793
WPI	9	4	.692	16	10	.615
Clark	7	6	.538	17	9	.654
Babson	7	6	.538	14	11	.560
Wheaton (Mass.)	6	7	.462	14	12	.538
Coast Guard	6	7	.462	11	15	.423
Wellesley	5	8	.385	8	15	.348
MIT	2	11	.154	7	16	.304
Smith	2	11	.154	7	16	.304



Photo by Richard Orr

Ashley Marble helped the University of Southern Maine to a perfect 14-0 Little East Conference record. The Huskies finished 32-2 overall.

NEW ENGLAND WOMEN'S AND MEN'S ATHLETIC CONFERENCE

Team	Conference			Full Season		
	W	L	Pct.	W	L	Pct.
Bowdoin#	8	1	.889	27	3	.900
Bates	8	1	.889	19	9	.679
Williams	7	2	.778	23	6	.793
Wesleyan (Conn.)	7	2	.778	18	8	.692
Amherst	4	5	.444	10	15	.400
Tufts	3	6	.333	10	13	.435
Trinity (Conn.)	3	6	.333	8	15	.348
Middlebury	2	7	.222	14	10	.583
Colby	2	7	.222	10	15	.400
Connecticut Col.	1	8	.111	9	15	.375

NEW JERSEY ATHLETIC CONFERENCE

Team	Conference			Full Season		
	W	L	Pct.	W	L	Pct.
Richard Stockton#	16	2	.889	22	6	.786
Montclair St.	14	4	.778	18	10	.643
TCNJ	13	5	.722	19	9	.679
Wm. Paterson	11	7	.611	16	11	.593
Kean	10	8	.556	17	12	.586
Rutgers-Newark	10	8	.556	15	12	.556
New Jersey City	5	13	.278	10	14	.417
Ramapo	5	13	.278	10	15	.400
Rowan	4	14	.222	6	19	.240
Rutgers-Camden	2	16	.111	6	19	.240

NORTH ATLANTIC CONFERENCE

West Division	Conference			Full Season		
	W	L	Pct.	W	L	Pct.
Castleton St.	13	5	.722			

NORTH COAST ATHLETIC CONFERENCE

Table with columns: Team, Conference (W, L, Pct.), Full Season (W, L, Pct.). Rows include Wittenberg, Allegheny, Denison#, Kenyon, Ohio Wesleyan, Wooster, Earlham, Hiram, Oberlin.

NORTH EASTERN ATHLETIC CONFERENCE

Table with columns: Team, Conference (W, L, Pct.), Full Season (W, L, Pct.). Rows include North Division (D'Youville, Keuka#, Baptist Bible (Pa.), Cazenovia, *Keystone, Bard) and South Division (Villa Julie, Phila. Biblical, *Purchase, *Penn St.-Berks, Polytechnic (N.Y.)).

NORTHERN ILLINOIS-IOWA CONFERENCE

Table with columns: Team, Conference (W, L, Pct.), Full Season (W, L, Pct.). Rows include Rockford#, Aurora, Benedictine (Ill.), Eureka, Concordia (Ill.), Clarke.

NORTHWEST CONFERENCE

Table with columns: Team, Conference (W, L, Pct.), Full Season (W, L, Pct.). Rows include Pacific Lutheran#, Puget Sound, George Fox, Whitman, Lewis & Clark, Whitworth, Linfield, Pacific (Ore.), Willamette.

OHIO ATHLETIC CONFERENCE

Table with columns: Team, Conference (W, L, Pct.), Full Season (W, L, Pct.). Rows include Baldwin-Wallace, Capital#, Wilmington (Ohio), Otterbein, John Carroll, Mount Union, Ohio Northern, Heidelberg, Marietta, Muskingum.

OLD DOMINION ATHLETIC CONFERENCE

Table with columns: Team, Conference (W, L, Pct.), Full Season (W, L, Pct.). Rows include Randolph-Macon#, Bridgewater, Va. Wesleyan, East Mennonite, Roanoke, Roanoke & Henry, Guilford, Wash. & Lee, Lynchburg, Rand.-Macon Woman's, Hollins.

PENNSYLVANIA ATHLETIC CONFERENCE

Table with columns: Team, Conference (W, L, Pct.), Full Season (W, L, Pct.). Rows include North Division (Gwynedd-Mercy#, Alvernia, Misericordia, Arcadia, Marywood, Cedar Crest) and South Division (Wesley, Immaculata, Cabrini, Neumann, Rosemont, Eastern).

PRESIDENTS' ATHLETIC CONFERENCE

Table with columns: Team, Conference (W, L, Pct.), Full Season (W, L, Pct.). Rows include Wash. & Jeff. #, Thomas More, Waynesburg, Bethany (W.V.), Thiel, Westminster (Pa.), Grove City.

ST. LOUIS INTERCOLLEGIATE ATHLETIC CONFERENCE

Table with columns: Team, Conference (W, L, Pct.), Full Season (W, L, Pct.). Rows include Maryville (Mo.)#, Webster, Fontbonne, MacMurray, Greenville, Blackburn, Westminster (Mo.), Principia.

SKYLINE CONFERENCE

Table with columns: Team, Conference (W, L, Pct.), Full Season (W, L, Pct.). Rows include Mt. St. Mary (N.Y.), Stevens Institute, Farmingdale#, Merchant Marine, Old Westbury, Manhattanville, St. Joseph's (L.I.), Centenary (N.J.), Mt. St. Vincent, \$Maritime (N.Y.), \$Season cancelled after two games.

SOUTHERN CALIFORNIA INTERCOLLEGIATE ATHLETIC CONFERENCE

Table with columns: Team, Conference (W, L, Pct.), Full Season (W, L, Pct.). Rows include Cal Lutheran#, Claremont-M-S, Occidental, La Verne, Redlands, Whittier, Pomona-Pitzer, Caltech.

SOUTHERN COLLEGIATE ATHLETIC CONFERENCE

Table with columns: Team, Conference (W, L, Pct.), Full Season (W, L, Pct.). Rows include DePauw#, Oglethorpe, Trinity (Tex.), Rhodes, Southwestern (Tex.), Hendrix, Rose-Hulman, Sewanee, Millsaps, Centre.

STATE UNIVERSITY OF NEW YORK ATHLETIC CONFERENCE

Table with columns: Team, Conference (W, L, Pct.), Full Season (W, L, Pct.). Rows include Cortland St., Oswego St. #, Oneonta St., Fredonia St., Geneseo St., Brockport St., Buffalo St., New Paltz St., Plattsburgh St., Potsdam St., Utica/Rome.

USA SOUTH ATHLETIC CONFERENCE

Table with columns: Team, Conference (W, L, Pct.), Full Season (W, L, Pct.). Rows include Greensboro#, Chris. Newport, Peace, Ferrum, Methodist, Averett, Shenandoah, N.C. Wesleyan.

UNIVERSITY ATHLETIC ASSOCIATION

Table with columns: Team, Conference (W, L, Pct.), Full Season (W, L, Pct.). Rows include Washington-St. Louis#, Brandeis, Rochester, New York U., Chicago, Case, Emory, Carnegie Mellon.

UPPER MIDWEST ATHLETIC CONFERENCE

Table with columns: Team, Conference (W, L, Pct.), Full Season (W, L, Pct.). Rows include *Presentation, Minn.-Morris, *Northwestern (Minn.), Martin Luther#, St. Scholastica, *Bethany Lutheran, Northland, *Crown (Minn.).

WISCONSIN INTERCOLLEGIATE ATHLETIC CONFERENCE

Table with columns: Team, Conference (W, L, Pct.), Full Season (W, L, Pct.). Rows include Wis.-Stout#, Wis.-Oshkosh, Wis.-Stevens Point, Wis.-La Crosse, Wis.-Eau Claire, Wis.-River Falls, Wis.-Whitewater, Wis.-Platteville, Wis.-Superior.

DIVISION III INDEPENDENTS

Table with columns: Team, Full Season (W, L, Pct.). Rows include Bennett, Chapman, Chowan, Colorado Col., Dallas, Finlandia, Lincoln (Pa.), Macalester, Maine - Presque Isle, Meredith, Mitchell, Neb. Wesleyan, New Rochelle, Newbury, Russell Sage, Rust, Salem College, St. Elizabeth, St. Joseph's (Me.), UC Santa Cruz.



Attendance Records

All-Time Attendance History 198
2005-06 Attendance 208

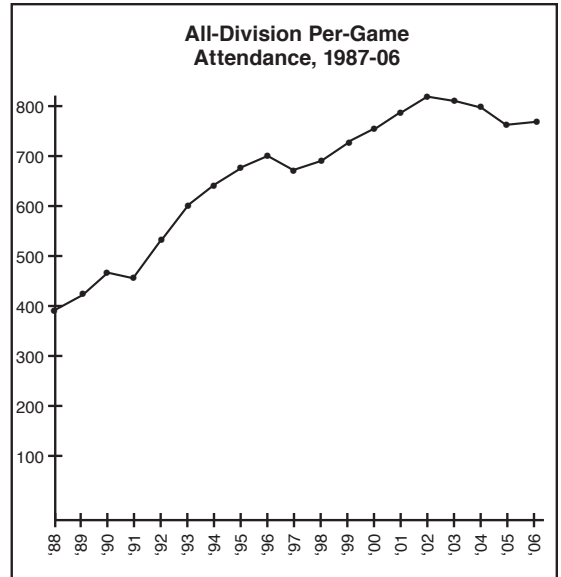


All-Time Attendance History

(Includes NCAA home, tournament & neutral sites; doubleheaders with men counted beginning with 1997 season.)

Season	Division I				All NCAA Divisions			
	Teams	Attendance	P/G Avg.	Change in Avg.	Teams	Attendance	P/G Avg.	Change in Avg.
1982	272	1,147,954	432	—	764	1,926,989	281	—
1983	272	1,480,486	513	Up 81	764	2,429,461	331	Up 50
1984	267	1,377,529	555	Up 42	749	2,251,014	355	Up 24
1985	276	1,496,007	548	Dn 7	746	2,309,469	354	Dn 1
1986	275	1,501,181	532	Dn 16	760	2,348,729	348	Dn 6
1987	283	1,666,808	572	Up 40	756	2,439,877	366	Up 18
1988	280	1,856,954	630	Up 58	754	2,649,079	397	Up 31
1989	281	2,104,907	696	Up 66	765	2,866,898	426	Up 29
1990	279	2,328,248	776	Up 80	782	3,183,871	463	Up 37
1991	284	2,402,063	734	Dn 42	806	3,407,247	459	Dn 4
1992	288	2,882,940	931	Up 197	815	3,827,711	536	Up 77
1993	294	3,173,031	1,145	Up 214	894	4,193,243	600	Up 64
1994	293	3,602,511	1,152	Up 7	859	4,557,066	642	Up 42
1995	293	3,969,620	1,241	Up 89	864	4,961,946	679	Up 37
1996	296	4,162,970	1,285	Up 44	874	5,233,954	703	Up 24
1997	298	4,862,796	1,295	Up 10	879	6,734,141	675	Dn 28
1998	300	5,382,042	1,384	Up 89	911	7,387,335	692	Up 17
1999	304	5,840,934	1,475	Up 91	940	8,010,227	715	Up 23
2000	315	6,356,729	1,491	Up 16	956	8,697,712	744	Up 29
2001	315	6,519,667	1,524	Up 33	958	8,824,776	765	Up 21
2002	322	6,937,813	1,590	Up 66	975	9,532,781	779	Up 14
2003	322	*7,351,634	*1,619	Up 29	1,009	*10,163,629	774	Dn 5
2004	324	7,173,377	1,617	Dn 2	1,008	10,016,106	768	Dn 6
2005	324	7,067,831	1,578	Dn 39	1,036	9,940,466	740	Dn 28
2006	332	7,093,642	1,575	Dn 3	1,018	9,902,850	752	Up 12

* Record.



DIVISION I ONLY

(includes home, tournament & neutral sites)

Season	Teams	G or Sess.	Attendance	P/G	Change in Avg.	Change in Net Total	
						Up	Down
1982	272	2,657	1,147,954	432	—	—	—
1983	272	2,884	1,480,486	513	Up 81	Up	332,532
1984	267	2,484	1,377,529	555	Up 42	Dn	102,957
1985	276	2,731	1,496,007	548	Dn 7	Up	118,478
1986	275	2,820	1,501,181	532	Dn 16	Up	5,174
1987	283	2,916	1,666,808	572	Up 40	Up	165,227
1988	280	2,949	1,856,954	630	Up 58	Up	190,146
1989	281	3,023	2,104,907	696	Up 66	Up	247,953
1990	279	3,002	2,328,248	776	Up 80	Up	223,341
1991	284	3,272	2,402,063	734	Dn 42	Up	73,815
1992	288	3,095	2,882,940	931	Up 197	Up	480,877
1993	294	2,772	3,173,031	1,145	Up 214	Up	290,091
1994	293	3,128	3,602,511	1,152	Up 7	Up	429,480
1995	293	3,198	3,969,620	1,241	Up 89	Up	367,109
1996	296	3,239	4,162,970	1,285	Up 44	Up	193,350
1997	298	3,755	4,862,796	1,295	Up 10	Up	699,826
1998	300	3,890	5,382,042	1,384	Up 89	Up	519,246
1999	304	3,961	5,840,934	1,475	Up 91	Up	458,892
2000	315	4,262	6,356,729	1,491	Up 16	Up	515,795
2001	315	4,279	6,519,667	1,524	Up 33	Up	162,938
2002	322	4,364	6,937,813	1,590	Up 66	Up	418,146
2003	322	4,542	*7,351,634	*1,619	Up 29	Up	413,821
2004	324	4,435	7,173,377	1,617	Dn 2	Dn	178,257
2005	324	4,479	7,067,831	1,578	Dn 39	Dn	105,546
2006	332	4,503	7,093,642	1,575	Dn 3	Up	25,811

* Record.

DIVISION I HOME ATTENDANCE

Season	Teams	G/S	Attendance	P/G	Change in Avg.	Change in Net Total	
						Up	Down
1982	272	2,565	1,050,698	410	—	—	—
1983	272	2,779	1,368,202	492	Up 82	Up	317,504
1984	267	2,371	1,233,403	520	Up 28	Dn	134,799
1985	276	2,603	1,327,056	510	Dn 10	Up	93,653
1986	275	2,677	1,333,578	498	Dn 12	Up	6,522
1987	283	2,766	1,464,678	530	Up 32	Up	131,100
1988	280	2,817	1,623,806	576	Up 46	Up	159,128
1989	281	2,870	1,812,802	632	Up 56	Up	188,996
1990	279	2,834	2,003,915	705	Up 73	Up	191,113
1991	284	3,116	2,119,402	680	Dn 25	Up	115,487
1992	288	2,932	2,552,409	871	Up 191	Up	433,007
1993	294	2,627	2,831,319	1,078	Up 207	Up	278,910
1994	293	2,958	3,203,006	1,083	Up 5	Up	371,687
1995	293	3,058	3,619,575	1,184	Up 101	Up	416,569
1996	296	3,076	3,760,940	1,223	Up 39	Up	141,365

Season	Teams	G/S	Attendance	P/G	Change in Avg.	Change in Net Total	
						Up	Down
1997	298	3,603	4,522,051	1,255	Up 32	Up	761,111
1998	300	3,716	4,956,057	1,334	Up 79	Up	434,006
1999	304	3,794	5,415,616	1,427	Up 93	Up	459,559
2000	315	4,111	5,944,981	1,446	Up 19	Up	529,365
2001	315	4,116	6,069,834	1,475	Up 29	Up	124,853
2002	322	4,220	6,502,159	1,541	Up 66	Up	432,325
2003	322	4,387	*6,895,533	*1,572	Up 31	Up	393,374
2004	324	4,273	6,718,289	*1,572	No Change	Dn	177,244
2005	324	4,303	6,635,682	1,542	Dn 30	Dn	82,607
2006	332	4,416	6,817,063	1,544	Up 2	Up	181,381

* Record.

OTHER DIVISION I NEUTRAL SITES

Season	Teams	^G/S	Attendance	P/G	Change in Avg.	Change in Net Total	
						Up	Down
1982	272	66	30,332	410	—	—	—
1983	272	75	38,597	515	Up 105	Up	8,265
1984	267	88	58,968	670	Up 155	Up	20,371
1985	276	102	70,147	688	Up 18	Up	11,179
1986	275	109	70,781	649	Dn 39	Up	634
1987	283	116	80,118	691	Up 42	Up	9,337
1988	280	98	99,406	1,014	Up 323	Up	19,288
1989	281	111	124,520	1,122	Up 108	Up	25,114
1990	279	117	132,814	1,135	Up 13	Up	8,294
1991	284	114	128,722	1,129	Dn 6	Dn	4,092
1992	288	121	132,867	1,098	Dn 31	Up	4,145
1993	294	103	110,345	1,071	Dn 27	Dn	22,522
1994	293	112	120,401	1,075	Up 4	Up	10,056
1995	293	98	101,511	1,036	Dn 39	Dn	18,890
1996	296	121	127,654	1,055	Up 19	Up	26,143
1997	298	110	114,822	1,055	Dn 11	Dn	12,832
1998	300	132	140,557	1,065	Up 21	Up	25,735
1999	304	125	124,625	997	Dn 68	Dn	15,932
2000	315	109	121,428	1,114	Up 117	Dn	3,197
2001	315	121	129,771	1,072	Dn 42	Up	8,343
2002	322	102	108,887	1,067	Dn 5	Dn	20,884
2003	322	113	121,514	1,075	Up 8	Up	12,627
2004	324	120	136,422	1,137	Up 62	Up	14,908
2005	324	142	*199,083	1,402	Up 265	Up	62,661
2006	332	53	87,250	*1,646	Up 244	Dn	111,833

* Record. ^Tournament games or sessions played on a campus are counted in the host's home attendance.

DIVISION II HOME ATTENDANCE

Season	Teams	G/S	Attendance	P/G	Change in Avg.	Change in Net Total	
						Up	Down
1982	210	1,684	443,277	263	—	—	—
1983	210	1,792	531,434	297	Up 34	Up	88,157
1984	191	1,430	442,718	310	Up 13	Dn	88,716

Season	Teams	G/S	Attendance	P/G	Change in Avg.	Change in Net Total
1985.....	177	1,263	338,034	268	Dn 42	Dn 104,684
1986.....	184	1,286	355,303	276	Up 8	Up 17,269
1987.....	178	1,183	308,087	260	Dn 16	Dn 47,216
1988.....	174	1,120	293,935	262	Up 2	Dn 14,152
1989.....	188	1,119	285,203	255	Dn 7	Dn 8,732
1990.....	206	1,275	354,428	278	Up 23	Up 69,225
1991.....	218	1,454	445,379	306	Up 28	Up 90,951
1992.....	220	1,322	388,503	292	Dn 14	Dn 56,876
1993.....	289	1,655	478,035	289	Dn 3	Up 89,532
1994.....	247	1,311	432,154	330	Up 41	Dn 45,881
1995.....	245	1,384	406,656	294	Dn 36	Dn 25,498
1996.....	241	1,351	440,103	326	Up 32	Up 33,447
1997.....	240	2,577	1,063,946	413	Up 87	Up 623,843
1998.....	248	2,786	1,145,436	411	Dn 2	Up 81,490
1999.....	261	3,011	1,244,787	413	Up 2	Up 99,351
2000.....	257	3,119	1,403,218	450	Up 37	Up 158,431
2001.....	258	2,907	1,310,867	450	Up 1	Dn 92,351
2002.....	261	3,221	1,548,259	481	Up 30	Up 237,392
2003.....	276	3,554	1,645,701	463	Dn 18	Up 97,442
2004.....	269	3,456	1,631,098	472	Up 9	Dn 14,603
2005.....	280	*3,591	1,615,641	450	Dn 22	Dn 15,457
2006.....	265	3,473	*1,685,260	*485	Up 35	Up 69,619

*Record.

DIVISION III HOME ATTENDANCE

Season	Teams	G/S	Attendance	P/G	Change in Avg.	Change in Net Total
1982.....	282	2,371	308,130	130	—	—
1983.....	282	2,485	373,924	150	Up 20	Up 65,794
1984.....	291	2,292	371,429	162	Up 12	Dn 2,495
1985.....	293	2,406	406,441	169	Up 7	Up 35,012
1986.....	301	2,520	403,415	160	Dn 9	Dn 3,026
1987.....	295	2,443	383,640	157	Dn 3	Dn 19,775
1988.....	300	2,469	406,872	165	Up 8	Up 23,232
1989.....	296	2,468	404,109	164	Dn 1	Dn 2,763
1990.....	297	2,467	418,352	170	Up 6	Up 14,243
1991.....	304	2,559	448,942	175	Up 5	Up 30,590
1992.....	307	2,581	456,176	177	Up 2	Up 7,234
1993.....	311	2,420	443,307	183	Up 6	Dn 12,869
1994.....	319	2,501	413,690	165	Dn 18	Dn 29,617
1995.....	326	2,555	467,547	183	Up 18	Up 53,857
1996.....	337	2,682	502,434	187	Up 4	Up 34,887
1997.....	341	3,457	682,613	197	Up 10	Up 180,179
1998.....	363	3,806	735,787	193	Dn 4	Up 53,174
1999.....	375	4,030	794,424	197	Up 4	Up 58,637
2000.....	384	4,088	806,149	197	—	Up 11,725
2001.....	385	4,125	846,070	205	Up 8	Up 39,921
2002.....	392	4,456	926,340	208	Up 3	Up 80,270
2003.....	411	4,805	1,000,471	208	—	Up 74,131
2004.....	415	4,912	1,039,547	212	Up 4	Up 39,076
2005.....	432	*5,117	1,072,665	210	Dn 2	Up 33,118
2006.....	421	4,998	*1,083,328	*217	Up 7	Up 10,663

*Record.

Annual Team Home Attendance Champions

DIVISION I

Season	Champion	#Avg.
1983	Louisiana Tech.....	4,241
1984	Louisiana Tech.....	5,285
1985	Iowa.....	4,363
1986	Texas.....	5,289
1987	Texas.....	6,639
1988	Texas.....	7,663
1989	Texas.....	8,481
1990	Texas.....	7,525
1991	Texas.....	6,161
1992	Tennessee.....	6,679
1993	Missouri St.....	7,421
1994	Ohio St.....	8,411
1995	Tennessee.....	8,032
1996	Connecticut.....	8,183
1997	Tennessee.....	10,500
1998	Tennessee.....	14,969
1999	Tennessee.....	*16,565
2000	Tennessee.....	15,341
2001	Tennessee.....	15,510
2002	Tennessee.....	14,295
2003	Connecticut.....	12,859
2004	Tennessee.....	14,403

Season	Champion	#Avg.
2005	Tennessee.....	13,449
2006	Tennessee.....	15,356

DIVISION II

Season	Champion	#Avg.
1983	Slippery Rock.....	1,563
1984	Savannah St.....	1,750
1985	Shaw.....	1,725
1986	Augustana (S.D.).....	1,964
1987	Mo.-Rolla.....	774
1988	North Dakota St.....	2,177
1989	Jacksonville St.....	1,742
1990	Lincoln Memorial.....	1,817
1991	Southeast Mo. St.....	2,225
1992	North Dakota St.....	3,298
1993	North Dakota St.....	2,851
1994	North Dakota St.....	*3,971
1995	North Dakota St.....	3,814
1996	North Dakota St.....	3,707
1997	North Dakota St.....	3,932
1998	North Dakota St.....	2,438
1999	North Dakota St.....	2,940
2000	North Dakota St.....	2,563

Season	Champion	#Avg.
2001	North Dakota.....	2,539
2002	North Dakota.....	2,843
2003	North Dakota St.....	2,805
2004	North Dakota St.....	2,512
2005	Emporia St.....	2,348
2006	Washburn.....	2,764

DIVISION III

Season	Champion	#Avg.
1983	Susquehanna.....	638
1984	Bishop.....	971
1985	Rust.....	1,154
1986	Bishop.....	1,190
1987	Rust.....	964
1988	Concordia-M'head... ..	1,124
1989	Centre.....	669
1990	Hope.....	879

Season	Champion	#Avg.
1991	Muskingum.....	779
1992	Capital.....	838
1993	Moravian.....	733
1994	Dubuque.....	950
1995	Wis.-Eau Claire.....	1,082
1996	Defiance.....	878
1997	Defiance.....	1,240
1998	Defiance.....	950
1999	Wis.-Eau Claire.....	954
2000	Wis.-Eau Claire.....	1,196
2001	Wis.-Eau Claire.....	847
2002	Hardin-Simmons.....	816
2003	Wis.-Eau Claire.....	1,294
2004	Wis.-Eau Claire.....	1,105
2005	Bowdoin.....	1,192
2006	Hope.....	*1,329

*Record. #Before the 1996-97 season, doubleheaders with men were excluded from women's home attendance. Beginning in 1996-97, women's home attendance included doubleheaders with men in which separate attendance was taken by half time of the women's game.

Annual Conference Attendance Champions

DIVISION I

Season	Conference	Teams	Attendance	P/G Avg.
1982	Southeastern.....	10	154,176	1,186
1983	Southeastern.....	10	182,250	1,494
1984	Southeastern.....	10	128,170	1,176
1985	Sun Belt.....	7	92,416	1,141
1986	Southwest.....	9	105,806	1,275
1987	Southwest.....	9	131,364	1,752
1988	Southwest.....	9	165,418	1,838
1989	Southwest.....	9	179,223	2,037
1990	Southwest.....	9	179,092	2,012
1991	Southwest.....	9	172,438	1,938
1992	Atlantic Coast.....	9	236,426	2,021
1993	Big Ten.....	11	379,418	2,599
1994	Big Ten.....	11	427,136	2,926
1995	Big Ten.....	11	426,574	3,137
1996	Big Ten.....	11	516,806	3,639
1997	Big Ten.....	11	544,779	4,127
1998	Big Ten.....	11	604,356	4,139
1999	Big Ten.....	11	656,873	4,530
2000	Big 12.....	12	802,419	4,720
2001	Big 12.....	12	880,255	5,030
2002	Big 12.....	12	*1,002,251	5,331
2003	Big 12.....	12	970,764	5,030
2004	Big 12.....	12	990,036	*5,381
2005	Big 12.....	12	937,611	5,180
2006	Big 12.....	12	971,011	4,980

*Record.

DIVISION II

Season	Conference	Teams	Attendance	P/G Avg.
1984	Central Intercollegiate.....	14	48,995	557
1985	Central Intercollegiate.....	14	44,212	582
1986	North Central.....	8	31,771	836
1987	Central States.....	8	27,889	664
1988	North Central.....	8	21,975	733
1989	Lone Star.....	8	28,311	577
1990	Central Intercollegiate.....	14	48,022	1,044
1991	North Central.....	10	47,690	954
1992	North Central.....	10	65,248	1,279
1993	North Central.....	10	65,179	988
1994	North Central.....	10	63,730	1,180
1995	North Central.....	10	58,807	1,548
1996	North Central.....	10	63,296	1,407
1997	North Central.....	10	143,329	1,246
1998	North Central.....	10	157,712	1,252
1999	North Central.....	10	157,703	1,204
2000	North Central.....	10	208,770	1,524
2001	North Central.....	10	192,969	1,409
2002	North Central.....	10	216,012	1,624
2003	North Central.....	9	*229,221	1,750
2004	North Central.....	8	197,925	*1,767
2005	North Central.....	7	145,843	1,416
2006	Mid-America Intercol.....	9	185,047	1,468

*Record.

DIVISION III

Season	Conference	Teams	Attendance	P/G Avg.
1984	Upstate New York	8	18,168	249
1985	Iowa Intercollegiate	8	8,346	278
1986	Massachusetts	7	14,515	382
1987	Massachusetts	7	5,050	281
1988	Iowa Intercollegiate	9	14,536	291
1989	Ohio Athletic	9	29,808	264
1990	Ohio Athletic	11	35,423	253
1991	Ohio Athletic	10	42,160	335
1992	Little East	6	11,508	384
1993	Little East	6	11,736	326
1994	Ohio Athletic	10	35,652	297
1995	Ohio Athletic	10	48,032	372
1996	Ohio Athletic	10	38,281	330
1997	Iowa Intercollegiate	9	38,400	436
1998	Iowa Intercollegiate	11	42,933	364
1999	American Southwest	8	28,471	360
2000	University Athletic Assoc.	8	41,571	389
2001	Iowa Intercollegiate	11	50,787	403
2002	Iowa Intercollegiate	10	47,606	425
2003	Wisconsin Intercollegiate	9	58,289	*540
2004	Wisconsin Intercollegiate	9	54,905	504
2005	American Southwest	15	*70,544	390
2006	Wisconsin Intercollegiate	9	50,420	480

*Record.

Season	G/S	%Attendance	P/G	Change in Avg.	Change in Net Total
2002	28	22,082	789	Dn 502	Dn 14,069
2003	36	54,775	1,522	Up 733	Up 32,693
2004	36	43,309	1,203	Dn 319	Dn 11,466
2005	36	35,746	933	Dn 270	Dn 7,563
2006	36	45,553	1,265	Up 332	Up 9,807
Totals	670	847,889	1,266		

%Figures taken from official box scores. +Includes one Division II tournament double-header with men.

DIVISION III

Season	G/S	%Attendance	P/G	Change in Avg.	Change in Net Total
1982	16	7,908	494	—	—
1983	40	15,704	393	Dn 101	Up 7,796
1984	22	12,900	586	Up 193	Dn 2,804
1985	22	20,966	953	Up 367	Up 8,066
1986	22	21,038	956	Up 3	Up 72
1987	22	18,231	829	Dn 127	Dn 2,807
1988	22	25,375	1,153	Up 324	Up 7,144
1989	22	17,625	801	Dn 352	Dn 7,750
1990	22	25,040	1,138	Up 337	Up 7,415
1991	26	23,834	916	Dn 222	Dn 1,206
1992	26	21,000	808	Dn 108	Dn 2,834
1993	26	28,080	1,080	Up 272	Up 7,080
1994	34	28,337	833	Dn 247	Up 257
1995	58	41,049	708	Dn 125	Up 12,712
1996	58	46,140	796	Up 88	Up 5,091
1997	58	50,604	872	Up 76	Up 4,464
1998	44	38,639	878	Up 6	Dn 11,965
1999	44	41,008	932	Up 54	Up 2,369
2000	44	40,882	929	Dn 3	Dn 126
2001	44	39,134	889	Dn 40	Dn 1,748
2002	44	37,064	842	Dn 47	Dn 2,070
2003	44	40,863	929	Up 87	Up 3,799
2004	44	40,063	911	Dn 18	Dn 80
2005	44	44,662	1,015	Up 104	Up 4,599
2006	44	47,462	1,079	Up 64	Up 2,800
Totals	892	773,608	867		

%Figures taken from official box scores.

NCAA Championships Attendance

DIVISION I

Season	G/S	%Attendance	P/G	Change in Avg.	Change in Net Total
1982	26	66,924	2,574	—	—
1983	30	73,687	2,456	Dn 118	Up 6,763
1984	25	85,158	3,406	Up 950	Up 11,471
1985	26	98,804	3,800	Up 394	Up 13,646
1986	34	96,822	2,848	Dn 952	Dn 1,982
1987	34	121,912	3,586	Up 738	Up 25,090
1988	34	133,742	3,934	Up 348	Up 11,830
1989	42	167,585	3,990	Up 56	Up 33,843
1990	42	191,519	4,560	Up 570	Up 23,934
1991	42	153,939	3,665	Dn 895	Dn 37,580
1992	42	197,664	4,706	Up 1,041	Up 43,725
1993	42	231,367	5,509	Up 803	Up 33,703
1994	58	279,104	4,812	Dn 697	Up 47,737
1995	42	248,534	5,917	Up 1,105	Dn 30,570
1996	42	274,376	6,533	Up 616	Up 25,842
1997	42	225,923	5,379	Dn 1,154	Dn 48,453
1998	42	285,428	6,796	Up 1,417	Up 59,505
1999	42	300,693	7,159	Up 363	Up 15,265
2000	42	290,320	6,912	Dn 247	Dn 10,373
2001	42	320,062	7,621	Up 709	Up 29,742
2002	42	326,767	7,780	Up 159	Up 6,705
2003	42	334,587	7,966	Up 186	Up 7,820
2004	42	318,666	7,587	Dn 379	Dn 15,921
2005	34	233,066	6,855	Dn 732	Dn 85,600
2006	34	189,329	5,569	Dn 1,286	Dn 43,737
Totals	965	5,245,878	5,436		

%Figures taken from official box scores.

DIVISION II

Season	G/S	%Attendance	P/G	Change in Avg.	Change in Net Total
1982	16	12,614	788	—	—
1983	22	19,174	872	Up 84	Up 6,560
1984	20	15,869	793	Dn 79	Dn 3,305
1985	21	13,737	654	Dn 139	Dn 2,132
1986	+21	32,976	1,570	Up 916	Up 19,239
1987	22	26,536	1,206	Dn 364	Dn 6,440
1988	22	30,079	1,367	Up 161	Up 3,543
1989	22	20,731	942	Dn 425	Dn 9,348
1990	22	20,904	950	Up 8	Up 173
1991	22	47,066	2,139	Up 1,189	Up 26,162
1992	22	43,607	1,982	Dn 157	Dn 3,459
1993	22	36,397	1,654	Dn 328	Dn 7,210
1994	40	48,053	1,201	Dn 453	Up 11,656
1995	36	48,286	1,341	Up 140	Up 233
1996	28	49,344	1,762	Up 421	Up 1,058
1997	28	37,070	1,324	Dn 438	Dn 12,274
1998	28	38,312	1,368	Up 44	Up 1,242
1999	28	39,842	1,423	Up 55	Up 1,530
2000	28	29,676	1,060	Dn 363	Dn 10,166
2001	28	36,151	1,291	Up 231	Up 6,475

All-Time Division I Conference Attendance

(#Attendance consists of home game figures from member institutions, including doubleheaders with men beginning in 1996-97 season, and neutral-site conference tournament figures since 2000-01. The previous year's figures used for comparison reflect the following year's changes in divisional lineups to provide parallel comparisons, except for the 2000-01 season, when conference tournament neutral-site attendance was included in the conference totals for the first time.)

AMERICA EAST CONFERENCE

(Before 1990, members were in Seaboard Conference. Before 1997, members were in North Atlantic Conference.)

Season	Teams	G/S	#Attendance	P/G	Change Net Total
1990	7	82	27,060	330	Dn 551
1991	6	70	26,764	382	Dn 296
1992	8	94	51,590	549	Up 22,118
1993	8	90	70,235	780	Up 18,645
1994	8	94	61,443	654	Dn 8,792
1995	9	109	96,338	884	Up 33,398
1996	10	115	112,541	979	Up 14,347
1997	10	126	*142,123	*1,128	Up 29,582
1998	10	117	129,920	1,110	Dn 12,203
1999	10	117	107,153	916	Dn 22,767
2000	10	124	130,842	1,055	Up 23,689
2001	10	126	114,313	907	—
2002	9	108	100,515	931	Dn 12,240
2003	9	118	98,916	838	Dn 1,599
2004	10	139	118,163	850	Up 19,247
2005	10	127	113,987	898	Dn 4,176
2006	9	109	116,744	1,071	Up 2,757

*Record.

ATLANTIC COAST CONFERENCE

Season	Teams	G/S	#Attendance	P/G	Change Net Total
1984	8	79	48,643	616	Up 12,387
1985	8	84	42,328	504	Dn 6,315
1986	8	88	63,441	721	Up 21,113

Season	Teams	G/S	#Attendance	P/G	Change Net Total
1987	8	85	66,439	782	Up 2,998
1988	8	100	71,068	711	Up 4,629
1989	8	96	91,586	954	Up 20,518
1990	8	98	99,656	1,017	Up 8,070
1991	8	102	156,324	1,533	Up 56,668
1992	9	117	236,426	2,021	Up 73,988
1993	9	117	197,893	1,691	Dn 38,533
1994	9	115	180,100	1,566	Dn 17,793
1995	9	121	228,344	1,887	Up 48,244
1996	9	113	220,484	1,951	Dn 7,860
1997	9	119	239,655	2,014	Up 19,171
1998	9	125	248,006	1,984	Up 8,351
1999	9	132	272,621	2,065	Up 24,615
2000	9	132	287,735	2,180	Up 15,114
2001	9	132	352,401	2,670	—
2002	9	137	325,622	2,377	Dn 26,779
2003	9	136	339,499	2,496	Up 13,877
2004	9	131	373,857	*2,854	Up 34,358
2005	11	174	*461,760	2,654	Up 87,903
2006	12	191	*543,403	2,845	Up 81,643

*Record.

ATLANTIC SUN CONFERENCE

(New in 1992, formerly New South Women's Athletic Conference and Trans America Conference until 2002.)

Season	Teams	G/S	#Attendance	P/G	Change Net Total
1992	7	82	23,982	292	Up 3,963
1993	7	69	14,041	203	Dn 9,941
1994	7	90	27,545	306	Up 11,282
1995	9	95	30,034	316	Dn 1,118
1996	10	110	28,914	263	Dn 2,970
1997	10	128	41,853	327	Up 12,939
1998	11	130	50,371	387	Up 8,449
1999	9	106	39,926	377	Up 3,196
2000	10	136	50,747	373	Up 6,325
2001	10	139	53,675	386	—
2002	11	147	55,616	378	Dn 4,256
2003	12	155	65,479	422	Up 9,863
2004	11	154	68,084	442	Up 2,605
2005	11	133	*68,563	*500	Up 479
2006	9	116	56,500	487	Dn 12,063

*Record.

ATLANTIC 10 CONFERENCE

Season	Teams	G/S	#Attendance	P/G	Change Net Total
1984	9	67	44,496	664	Up 1,417
1985	9	70	49,745	711	Up 5,249
1986	9	87	59,176	680	Up 9,431
1987	10	99	85,907	868	Up 25,231
1988	10	104	82,657	794	Dn 3,250
1989	10	118	99,938	847	Up 17,281
1990	10	110	93,169	847	Dn 6,769
1991	10	112	106,881	954	Up 13,712
1992	9	111	87,472	788	Up 11,124
1993	8	91	61,187	672	Dn 26,285
1994	9	106	75,246	710	Up 13,859
1995	9	104	88,531	851	Up 13,285
1996	12	127	87,932	692	Dn 16,578
1997	12	155	128,377	828	Up 40,445
1998	12	155	140,573	907	Up 12,196
1999	12	152	*184,487	*1,214	Up 43,914
2000	12	155	165,132	1,065	Dn 19,355
2001	11	147	153,061	1,041	—
2002	12	161	144,835	900	Dn 7,982
2003	12	163	156,308	959	Up 11,473
2004	12	165	162,631	986	Up 6,323
2005	12	157	126,673	807	Dn 35,958
2006	14	197	171,795	872	Up 45,122

*Record.

BIG EAST CONFERENCE

Season	Teams	G/S	#Attendance	P/G	Change Net Total
1984	9	91	28,379	312	Dn 1,729
1985	9	116	34,093	294	Up 5,714
1986	9	100	31,212	312	Dn 2,881
1987	9	115	40,829	355	Up 9,617
1988	9	116	37,397	322	Dn 3,432
1989	9	112	34,742	310	Dn 2,655
1990	9	108	56,932	527	Up 22,190
1991	9	114	68,208	598	Up 11,276

Season	Teams	G/S	#Attendance	P/G	Change Net Total
1992	10	137	123,462	901	Up 49,614
1993	10	140	117,447	838	Dn 6,015
1994	10	139	172,122	1,238	Up 54,675
1995	10	134	217,283	1,622	Up 45,161
1996	13	168	285,664	1,700	Up 24,203
1997	13	170	333,611	1,962	Up 47,947
1998	13	171	377,279	2,206	Up 43,668
1999	13	175	389,106	2,223	Up 11,827
2000	13	171	397,836	2,327	Up 8,730
2001	14	192	540,014	2,813	—
2002	14	199	591,008	2,970	Up 50,994
2003	14	194	548,115	2,825	Dn 42,893
2004	14	196	605,495	3,089	Up 57,380
2005	12	172	565,912	*3,290	Dn 39,583
2006	16	239	685,656	2,869	Up 119,744

*Record.

BIG SKY CONFERENCE

(Members before 1989 were in Mountain West Athletic Conference.)

Season	Teams	G/S	#Attendance	P/G	Change Net Total
1989	9	94	78,949	840	Up 9,173
1990	9	89	93,826	1,054	Up 14,877
1991	9	96	94,515	985	Up 689
1992	9	104	121,009	1,164	Up 26,487
1993	8	101	145,558	1,441	Up 24,549
1994	8	99	*181,796	*1,836	Up 37,534
1995	8	99	160,196	1,618	Dn 21,600
1996	8	100	147,569	1,476	Dn 12,627
1997	8	97	109,735	1,131	Dn 9,125
1998	8	99	106,583	1,077	Dn 3,152
1999	9	117	92,578	791	Dn 17,384
2000	9	122	119,714	981	Up 27,136
2001	9	117	128,396	1,097	—
2002	8	108	110,938	1,027	Dn 3,256
2003	8	107	124,593	1,164	Up 13,655
2004	8	105	144,493	1,376	Up 19,900
2005	8	106	146,396	1,381	Up 1,903
2006	8	108	131,016	1,213	Dn 15,380

*Record.

BIG SOUTH CONFERENCE

Season	Teams	G/S	#Attendance	P/G	Change Net Total
1987	7	52	13,020	250	Dn 3,835
1988	7	79	18,545	235	Up 5,525
1989	7	84	21,380	255	Up 2,835
1990	7	72	10,567	147	Dn 10,813
1991	7	85	16,983	200	Up 6,416
1992	7	81	19,473	240	Dn 2,040
1993	10	109	27,664	254	Up 8,191
1994	10	115	30,366	264	Up 2,702
1995	9	105	29,275	279	Up 2,519
1996	8	91	25,458	280	Dn 1,961
1997	8	96	40,483	422	Up 15,025
1998	7	86	62,076	*722	Up 23,608
1999	6	72	21,269	295	Dn 37,186
2000	8	99	55,273	563	Up 26,870
2001	8	101	39,636	392	—
2002	8	95	43,352	456	Up 3,716
2003	8	110	*62,391	567	Up 19,039
2004	8	96	47,958	500	Dn 14,433
2005	8	94	37,147	395	Dn 10,811
2006	8	114	58,239	511	Up 21,092

*Record.

BIG TEN CONFERENCE

Season	Teams	G/S	#Attendance	P/G	Change Net Total
1984	10	127	110,125	867	Up 36,136
1985	10	132	138,469	1,049	Up 28,344
1986	10	144	145,845	1,013	Up 7,376
1987	10	137	162,363	1,185	Up 16,518
1988	10	136	225,342	1,657	Up 62,979
1989	10	136	219,393	1,613	Dn 5,949
1990	10	143	256,864	1,796	Up 37,471
1991	10	140	238,212	1,702	Dn 18,652
1992	10	142	282,015	1,986	Up 43,803
1993	11	146	379,418	2,599	Up 97,403
1994	11	146	427,136	2,926	Up 47,718
1995	11	136	426,574	3,137	Dn 562
1996	11	142	516,806	3,369	Up 91,384

Season	Teams	G/S	#Attendance	P/G	Change Net Total
1997	11	132	544,779	4,127	Up 27,973
1998	11	146	604,356	4,139	Up 59,577
1999	11	145	656,873	4,530	Up 52,517
2000	11	156	675,200	4,328	Up 18,327
2001	11	157	655,116	4,173	—
2002	11	155	688,206	4,440	Up 33,090
2003	11	161	716,019	4,447	Up 27,813
2004	11	153	778,125	*5,085	Up 62,106
2005	11	160	*799,604	4,998	Up 21,479
2006	11	164	770,304	4,697	Dn 29,300

*Record.

BIG 12 CONFERENCE

(Before 1997, members were in the Big Eight Conference and Southwest Conference.)

Season	Teams	G/S	#Attendance	P/G	Change Net Total
1997	12	160	523,597	3,272	Up 54,830
1998	12	159	545,081	3,428	Up 21,484
1999	12	167	624,096	3,737	Up 79,015
2000	12	170	802,419	4,720	Up 178,323
2001	12	175	880,255	5,030	—
2002	12	188	+1,002,251	5,331	Up 121,996
2003	12	193	970,764	5,030	Dn 31,487
2004	12	184	990,036	+5,381	Up 19,272
2005	12	181	937,611	5,180	Dn 52,425
2006	12	195	971,011	4,980	Up 33,400

+National record.

BIG WEST CONFERENCE

(Before 1988, members were in Pacific Coast Athletic Conference.)

Season	Teams	G/S	#Attendance	P/G	Change Net Total
1988	10	115	77,522	674	Up 30,821
1989	10	122	57,253	469	Up 534
1990	10	125	58,613	469	Up 1,360
1991	10	123	59,268	482	Up 655
1992	10	102	51,079	501	Dn 8,189
1993	10	109	53,728	493	Up 2,649
1994	10	102	47,698	468	Dn 6,030
1995	10	129	59,525	461	Up 11,827
1996	10	131	58,188	444	Dn 1,337
1997	11	133	101,126	760	Up 16,000
1998	11	137	96,045	701	Dn 5,081
1999	11	139	117,422	845	Up 21,377
2000	11	147	*145,847	*992	Up 28,425
2001	8	103	76,574	743	—
2002	9	116	70,119	604	Dn 2,812
2003	9	125	75,814	607	Up 5,695
2004	10	137	104,983	766	Up 29,169
2005	10	133	87,322	657	Dn 17,661
2006	8	108	52,461	486	Dn 34,861

*Record.

COLONIAL ATHLETIC ASSOCIATION

(Before 1986, members were in ECAC South Conference.)

Season	Teams	G/S	#Attendance	P/G	Change Net Total
1986	7	84	20,849	248	Up 4,606
1987	7	88	30,367	345	Up 9,518
1988	7	85	30,101	354	Dn 266
1989	7	75	28,036	374	Dn 2,065
1990	7	74	26,922	364	Dn 1,114
1991	7	82	33,610	410	Up 6,688
1992	8	93	50,411	542	Up 6,612
1993	8	94	50,012	532	Dn 399
1994	8	95	67,289	708	Up 17,277
1995	8	99	81,533	824	Up 14,244
1996	9	112	103,237	922	Up 22,922
1997	9	112	111,540	996	Up 8,303
1998	9	112	130,459	1,165	Up 18,919
1999	9	114	133,038	1,167	Up 2,579
2000	9	122	140,786	1,154	Up 7,748
2001	9	128	132,582	1,036	—
2002	10	132	143,142	1,084	Up 8,844
2003	10	136	*182,630	*1,343	Up 39,488
2004	10	128	149,195	1,166	Dn 33,435
2005	10	135	131,422	973	Dn 17,773
2006	12	166	155,195	935	Up 23,773

*Record.

CONFERENCE USA

(Before 1996, members came from Great Midwest Conference.)

Season	Teams	G/S	#Attendance	P/G	Change Net Total
1996	11	131	88,778	678	Dn 5,721
1997	12	156	118,521	760	Up 23,656
1998	12	153	114,784	750	Dn 3,737
1999	7	164	161,183	983	Up 46,399
2000	12	169	182,905	1,082	Up 21,722
2001	12	176	184,786	1,050	—
2002	14	190	245,851	*1,294	Up 18,210
2003	14	204	240,721	1,180	Dn 5,130
2004	14	202	*254,960	1,262	Up 14,239
2005	14	195	225,293	1,155	Dn 29,667
2006	12	167	138,058	827	Dn 87,235

*Record.

HORIZON LEAGUE

(formerly Midwestern Collegiate Conference)

Season	Teams	G/S	#Attendance	P/G	Change Net Total
1987	7	72	11,408	158	Dn 397
1988	6	62	8,737	141	Dn 2,135
1989	8	78	17,833	229	Up 9,096
1990	9	78	22,627	290	Up 696
1991	9	85	33,749	397	Up 11,122
1992	7	74	44,038	595	Up 15,037
1993	9	94	47,317	503	Up 3,279
1994	7	78	44,430	570	Up 5,342
1995	12	118	74,315	630	Dn 19,276
1996	9	101	51,323	508	Up 1,545
1997	9	109	56,758	521	Up 5,435
1998	8	95	46,059	485	Up 5,425
1999	8	89	53,379	600	Up 7,320
2000	8	96	55,159	575	Up 1,780
2001	8	102	61,986	608	—
2002	9	121	68,310	565	Dn 1,834
2003	9	123	*81,142	660	Up 12,832
2004	9	120	80,746	*673	Dn 396
2005	9	117	75,915	649	Dn 4,831
2006	9	120	79,271	661	Up 3,356

*Record.

IVY GROUP

Season	Teams	G/S	#Attendance	P/G	Change Net Total
1984	8	85	16,374	193	Up 1,779
1985	7	81	15,694	194	Up 520
1986	7	84	14,547	173	Dn 1,147
1987	8	88	15,995	182	Up 1,448
1988	8	89	21,206	236	Up 5,211
1989	8	86	20,462	238	Dn 744
1990	8	95	23,432	247	Up 2,970
1991	8	83	18,811	227	Dn 4,621
1992	8	89	20,120	226	Up 1,309
1993	8	86	22,855	266	Up 2,735
1994	8	84	26,679	318	Up 3,824
1995	8	85	27,673	326	Up 994
1996	8	89	28,946	325	Up 1,273
1997	8	91	38,516	423	Up 9,570
1998	8	97	38,941	401	Up 425
1999	8	88	42,897	487	Up 3,956
2000	8	96	*63,889	*666	Up 20,992
2001	8	92	48,548	528	—
2002	8	87	52,844	607	Up 4,296
2003	8	95	52,265	550	Dn 579
2004	8	95	56,915	599	Up 4,650
2005	8	96	52,070	542	Dn 4,845
2006	8	96	56,352	587	Up 4,282

*Record.

METRO ATLANTIC ATHLETIC CONFERENCE

Season	Teams	G/S	#Attendance	P/G	Change Net Total
1984	8	79	23,152	293	Up 6,912
1985	7	75	25,130	335	Up 6,188
1986	7	76	21,872	288	Dn 3,258
1987	7	82	20,901	255	Dn 971
1988	7	72	23,216	322	Up 2,315
1989	7	70	21,012	300	Dn 2,204
1990	11	108	30,040	278	Up 3,798
1991	9	112	24,092	215	Dn 5,948

Season	Teams	G/S	#Attendance	P/G	Change Net Total
1992	9	92	21,590	235	Dn 1,502
1993	8	81	19,140	236	Dn 2,450
1994	8	85	26,110	307	Up 6,970
1995	8	79	26,631	337	Up 521
1996	8	83	24,070	290	Dn 2,561
1997	8	91	30,859	339	Up 6,789
1998	10	115	48,861	425	Up 11,603
1999	10	119	52,739	443	Up 3,878
2000	10	133	70,792	532	Up 18,053
2001	10	138	97,810	709	—
2002	10	120	84,162	701	Dn 13,648
2003	10	132	85,879	651	Up 1,717
2004	10	129	107,483	833	Up 21,604
2005	10	128	84,965	664	Dn 22,518
2006	10	133	*111,377	*837	Up 26,412

*Record.

MID-AMERICAN CONFERENCE

Season	Teams	G/S	#Attendance	P/G	Change Net Total
1984	10	28	16,083	574	Dn 812
1985	10	28	10,400	371	Dn 5,683
1986	10	27	11,703	433	Up 1,303
1987	9	28	15,292	546	Up 4,815
1988	9	43	19,644	456	Up 4,352
1989	9	37	19,955	539	Up 311
1990	9	39	20,237	519	Up 282
1991	9	43	21,395	498	Up 1,158
1992	9	37	25,382	686	Up 3,987
1993	10	50	28,402	568	Up 3,020
1994	10	38	44,150	*1,162	Up 13,582
1995	10	119	88,734	746	Up 44,584
1996	10	114	83,904	736	Dn 4,830
1997	10	116	96,460	832	Up 12,556
1998	12	149	110,881	744	Dn 7,474
1999	13	147	113,853	775	Dn 2,580
2000	13	158	124,659	789	Up 10,806
2001	13	162	147,395	910	—
2002	13	170	173,682	1,022	Up 26,287
2003	13	172	*194,003	1,128	Up 20,321
2004	13	171	188,145	1,100	Dn 5,858
2005	13	159	168,843	1,062	Dn 19,302
2006	12	153	143,027	935	Dn 25,816

*Record.

MID-CONTINENT CONFERENCE

(Before 1993, six members were in North Star Conference.)

Season	Teams	G/S	#Attendance	P/G	Change Net Total
1984	6	57	18,694	328	Up 1,329
1985	8	89	23,198	261	Dn 2,767
1986	8	95	21,662	228	Dn 1,536
1987	4	50	14,678	294	Up 1,224
1988	6	64	23,870	373	Up 9,192
1989	8	94	41,514	442	Up 17,644
1990	7	85	53,752	632	Up 16,336
1991	8	88	53,675	610	Dn 77
1992	7	76	48,155	634	Up 18,195
1993	9	90	61,436	683	Up 13,281
1994	10	103	62,557	607	Dn 1,326
1995	10	60	15,196	253	Dn 9,507
1996	10	48	18,906	394	Up 3,710
1997	9	109	50,568	464	Up 33,196
1998	9	102	62,942	617	Up 10,878
1999	8	86	42,697	496	Dn 14,793
2000	9	108	69,446	643	Up 19,449
2001	9	116	73,210	631	—
2002	8	107	68,558	641	Up 3,244
2003	8	106	73,956	698	Up 5,398
2004	9	117	82,302	703	Up 8,346
2005	9	115	69,012	600	Dn 13,290
2006	9	115	*88,195	*767	Up 19,183

*Record.

MID-EASTERN ATHLETIC CONFERENCE

Season	Teams	G/S	#Attendance	P/G	Change Net Total
1984	7	44	31,500	716	Up 9,691
1985	7	35	26,200	749	Dn 5,300
1986	8	38	13,790	363	Dn 12,410
1987	8	40	16,785	420	Up 2,995
1988	8	42	26,666	635	Up 9,881

Season	Teams	G/S	#Attendance	P/G	Change Net Total
1989	8	36	17,785	494	Dn 8,881
1990	8	43	22,078	513	Up 4,293
1991	8	40	18,316	458	Dn 3,762
1992	8	26	8,699	335	Dn 9,617
1993	9	60	43,521	725	Up 34,822
1994	9	34	12,100	356	Dn 31,421
1995	9	24	7,796	325	Dn 4,304
1996	10	38	22,872	602	Up 14,385
1997	10	82	50,418	615	Up 27,546
1998	11	127	82,317	648	Up 20,501
1999	11	121	93,387	772	Up 11,070
2000	11	119	82,101	690	Dn 11,286
2001	11	132	116,486	882	—
2002	11	121	77,027	637	Dn 39,459
2003	11	138	*133,795	*970	Up 56,768
2004	11	125	84,867	679	Dn 48,928
2005	11	123	85,471	695	Up 604
2006	11	128	90,533	707	Up 5,062

*Record.

MISSOURI VALLEY CONFERENCE

(Before 1993, teams were members of Gateway Collegiate Conference.)

Season	Teams	G/S	#Attendance	P/G	Change Net Total
1984	10	107	37,231	348	Dn 5,820
1985	10	119	42,869	360	Up 5,638
1986	10	116	52,565	453	Up 9,696
1987	10	117	55,156	471	Up 2,591
1988	10	120	58,356	486	Up 3,200
1989	10	116	59,189	510	Up 833
1990	10	111	62,995	568	Up 3,806
1991	10	119	88,818	746	Up 25,823
1992	10	125	131,048	1,048	Up 42,230
1993	9	103	164,447	1,597	Up 33,399
1994	9	110	195,801	1,780	Up 31,354
1995	10	120	221,344	1,845	Up 23,560
1996	10	121	186,210	1,539	Dn 35,134
1997	10	123	204,505	1,663	Up 18,295
1998	10	126	253,506	2,012	Up 49,001
1999	10	126	248,647	1,973	Dn 4,859
2000	10	126	270,809	2,149	Up 22,162
2001	10	131	283,794	2,166	—
2002	10	130	274,536	2,112	Dn 9,258
2003	10	138	277,339	2,010	Up 2,803
2004	10	131	286,381	2,186	Up 9,042
2005	10	144	*316,049	2,195	Up 29,668
2006	10	140	311,683	*2,226	Dn 4,366

*Record.

MOUNTAIN WEST CONFERENCE

(Before 2000, members were in Western Athletic Conference.)

Season	Teams	G/S	#Attendance	P/G	Change Net Total
2000	8	115	257,276	2,237	Dn 11,868
2001	8	124	308,984	2,492	—
2002	8	111	288,533	2,599	Dn 20,451
2003	8	121	*365,722	*3,022	Up 77,189
2004	8	123	342,295	2,783	Dn 23,427
2005	8	127	295,449	2,326	Dn 46,846
2006	9	137	360,450	2,631	Up 65,001

*Record.

NORTHEAST CONFERENCE

(Before 1989, members were in ECAC Metro Conference.)

Season	Teams	G/S	#Attendance	P/G	Change Net Total
1989	9	84	14,064	167	Dn 566
1990	9	60	9,925	165	Dn 6,174
1991	9	62	11,561	186	Up 1,636
1992	9	63	15,763	250	Up 4,202
1993	10	71	19,072	269	Up 3,309
1994	10	65	14,884	229	Dn 4,188
1995	10	91	23,331	256	Up 8,447
1996	10	104	37,073	356	Up 13,742
1997	10	122	35,757	293	Dn 1,316
1998	9	104	29,487	284	Dn 1,907
1999	11	125	34,700	278	Up 792
2000	12	149	43,831	294	Up 6,331
22001	12	148	59,413	401	—
2002	12	145	54,539	376	Dn 4,874
2003	12	152	53,928	355	Dn 611

ATTENDANCE RECORDS

Season	Teams	G/S	#Attendance	P/G	Change Net Total
2004.....	11	140	49,720	355	Dn 4,208
2005.....	11	147	51,674	352	Up 1,954
2006.....	11	140	*60,049	*429	Up 8,375

*Record.

OHIO VALLEY CONFERENCE

Season	Teams	G/S	#Attendance	P/G	Change Net Total
1984.....	8	44	16,841	383	Dn 1,124
1985.....	8	31	16,995	548	Up 154
1986.....	8	29	15,480	534	Dn 1,515
1987.....	8	41	29,896	729	Up 14,416
1988.....	8	37	13,047	353	Dn 16,849
1989.....	7	34	22,425	660	Up 9,378
1990.....	7	45	39,454	877	Up 17,029
1991.....	7	37	31,261	845	Dn 8,193
1992.....	8	42	28,779	685	Dn 35,779
1993.....	8	34	26,829	789	Dn 1,950
1994.....	9	43	27,106	630	Dn 1,615
1995.....	9	39	26,920	690	Dn 186
1996.....	9	36	24,200	672	Dn 2,720
1997.....	10	122	95,986	787	Up 70,972
1998.....	10	110	95,085	864	Dn 901
1999.....	10	121	132,033	1,091	Up 36,948
2000.....	10	128	125,754	982	Dn 6,279
2001.....	9	101	106,686	1,056	—
2002.....	9	114	121,087	1,062	Up 14,401
2003.....	9	112	135,854	*1,213	Up 14,767
2004.....	11	140	126,581	904	Dn 9,273
2005.....	11	140	*147,886	1,056	Up 21,305
2006.....	11	147	136,291	927	Dn 11,595

*Record.

PACIFIC-10 CONFERENCE

(Members before 1987 were in Northern Pacific & Pacific West Conferences.)

Season	Teams	G/S	#Attendance	P/G	Change Net Total
1987.....	10	132	92,078	698	Up 20,278
1988.....	10	126	108,645	862	Up 16,567
1989.....	10	129	109,604	850	Up 959
1990.....	10	139	189,720	515	Up 80,116
1991.....	10	141	177,425	1,276	Dn 12,295
1992.....	10	135	195,465	1,448	Up 18,040
1993.....	10	133	225,351	1,694	Up 29,886
1994.....	10	137	283,255	2,068	Up 57,904
1995.....	10	144	295,902	2,055	Up 12,647
1996.....	10	132	311,420	2,359	Up 15,518
1997.....	10	137	312,021	2,278	Up 601
1998.....	10	130	281,473	2,165	Dn 30,548
1999.....	10	143	321,231	2,246	Up 39,758
2000.....	10	136	325,413	2,393	Up 4,182
2001.....	10	145	348,560	2,404	—
2002.....	10	152	350,742	2,308	Up 2,182
2003.....	10	146	357,493	2,449	Up 6,751
2004.....	10	148	*365,346	*2,469	Up 7,853
2005.....	10	136	312,135	2,295	Dn 53,211
2006.....	10	142	306,661	2,160	Dn 5,474

*Record.

PATRIOT LEAGUE

Season	Teams	G/S	#Attendance	P/G	Change Net Total
1991.....	7	44	16,358	372	Up 1,344
1992.....	8	40	8,479	212	Dn 10,444
1993.....	8	32	8,983	281	Up 504
1994.....	8	37	13,555	366	Up 4,572
1995.....	8	33	14,408	437	Up 853
1996.....	7	38	13,178	347	Up 161
1997.....	7	67	28,324	423	Up 15,146
1998.....	7	76	47,896	630	Up 19,572
1999.....	7	86	52,878	615	Up 4,982
2000.....	7	91	52,574	578	Dn 304
2001.....	7	92	69,255	753	—
2002.....	8	103	82,990	806	Up 5,243
2003.....	8	101	*100,624	*996	Up 17,634
2004.....	8	106	81,787	772	Dn 18,837
2005.....	8	105	53,085	506	Dn 28,702
2006.....	8	104	79,340	763	Up 26,255

*Record.

SOUTHEASTERN CONFERENCE

Season	Teams	G/S	#Attendance	P/G	Change Net Total
1984.....	10	109	128,170	1,176	Dn 28,740
1985.....	10	111	126,577	1,140	Dn 1,593
1986.....	10	104	119,718	1,151	Dn 6,859
1987.....	10	120	178,761	1,490	Up 59,043
1988.....	10	113	142,802	1,264	Dn 35,959
1989.....	10	111	174,649	1,573	Up 31,847
1990.....	10	106	194,571	1,836	Up 19,922
1991.....	10	111	179,931	1,621	Dn 14,640
1992.....	12	140	248,976	1,778	Up 21,579
1993.....	12	136	284,246	2,090	Up 35,270
1994.....	12	135	312,151	2,312	Up 27,905
1995.....	12	147	358,488	2,439	Up 46,337
1996.....	12	148	389,300	2,630	Up 30,812
1997.....	12	158	470,966	2,981	Up 81,666
1998.....	12	154	551,425	3,581	Up 80,459
1999.....	12	169	573,365	3,393	Up 21,940
2000.....	12	170	566,065	3,330	Dn 7,300
2001.....	12	175	586,734	3,353	—
2002.....	12	174	609,259	3,501	Up 22,525
2003.....	12	178	670,023	3,764	Up 60,764
2004.....	12	157	619,321	3,945	Dn 50,702
2005.....	12	181	687,655	3,799	Up 68,334
2006.....	12	174	*706,640	*4,061	Up 18,985

*Record.

SOUTHERN CONFERENCE

Season	Teams	G/S	#Attendance	P/G	Change Net Total
1985.....	6	57	21,305	374	Dn 10,682
1986.....	7	62	22,588	364	Up 283
1987.....	7	59	26,327	446	Up 3,739
1988.....	6	61	26,972	442	Up 645
1989.....	6	67	20,775	310	Dn 6,197
1990.....	6	67	19,545	292	Dn 1,230
1991.....	6	67	23,595	352	Up 4,050
1992.....	6	63	22,488	357	Dn 1,107
1993.....	7	60	22,675	378	Dn 187
1994.....	8	80	26,021	325	Up 1,514
1995.....	8	76	26,121	344	Up 100
1996.....	8	73	23,669	324	Dn 2,452
1997.....	8	94	39,730	423	Up 16,061
1998.....	9	105	37,628	358	Dn 289
1999.....	10	120	45,302	378	Up 3,740
2000.....	10	121	58,738	485	Up 13,436
2001.....	10	115	46,835	407	—
2002.....	10	125	68,007	544	Up 21,172
2003.....	10	123	72,777	592	Up 4,770
2004.....	11	143	*88,962	*622	Up 16,185
2005.....	11	138	81,985	594	Dn 6,977
2006.....	10	123	64,534	525	Dn 17,451

*Record.

SOUTHLAND CONFERENCE

(Most teams came from Gulf Star in 1987.)

Season	Teams	G/S	#Attendance	P/G	Change Net Total
1984.....	7	65	31,164	479	Up 4,097
1985.....	7	70	60,108	859	Up 28,944
1986.....	7	68	38,841	589	Dn 21,267
1987.....	7	63	23,678	376	Dn 15,163
1988.....	8	89	53,141	597	Up 29,463
1989.....	8	40	33,582	858	Dn 19,694
1990.....	8	45	40,268	895	Up 6,686
1991.....	8	38	43,837	1,154	Up 3,569
1992.....	10	54	75,656	1,401	Up 25,396
1993.....	10	57	86,614	*1,520	Up 10,958
1994.....	10	51	64,933	1,273	Dn 21,681
1995.....	10	56	50,151	896	Dn 14,782
1996.....	10	45	50,442	1,121	Up 291
1997.....	9	93	74,223	798	Up 26,506
1998.....	10	126	81,677	648	Up 4,074
1999.....	11	119	83,752	704	Up 2,075
2000.....	11	144	*120,758	839	Up 37,006
2001.....	11	144	96,250	668	—
2002.....	11	130	71,189	548	Dn 25,061
2003.....	11	145	107,881	744	Up 36,692
2004.....	11	150	102,235	682	Dn 5,646
2005.....	11	148	96,194	650	Dn 6,041
2006.....	11	139	89,502	644	Dn 6,692

*Record.

SOUTHWESTERN ATHLETIC CONFERENCE

Season	Teams	G/S	#Attendance	P/G	Change Net Total
1984	8	47	36,472	776	Up 14,455
1985	8	31	31,656	1,021	Dn 4,816
1986	8	35	32,418	926	Up 762
1987	8	30	17,334	578	Dn 15,084
1988	8	32	26,004	813	Up 8,670
1989	8	40	20,347	509	Dn 5,657
1990	8	26	5,003	192	Dn 15,344
1991	8	43	29,472	685	Up 24,469
1992	8	30	12,295	410	Dn 17,177
1993	8	20	5,308	265	Dn 6,987
1994	8	23	16,168	703	Up 10,860
1995	8	29	20,596	710	Up 4,428
1996	8	29	15,982	551	Dn 4,614
1997	8	64	50,276	786	Up 34,294
1998	8	78	89,023	*1,141	Up 38,747
1999	9	104	111,701	1,074	Up 17,713
2000	10	116	125,037	1,078	Up 6,452
2001	10	116	*128,431	1,107	—
2002	10	116	110,646	954	Dn 17,785
2003	10	128	109,549	856	Dn 1,097
2004	10	119	121,487	1,053	Up 11,938
2005	10	106	108,998	1,028	Dn 12,489
2006	10	115	104,160	906	Dn 4,838

*Record.

SUN BELT CONFERENCE

(Combined with American South in 1992.)

Season	Teams	G/S	#Attendance	P/G	Change Net Total
1984	7	71	72,345	1,019	Up 18,774
1985	7	81	92,416	1,141	Up 20,071
1986	7	77	69,469	902	Dn 22,947
1987	7	89	72,663	816	Up 3,194
1988	7	82	60,982	744	Dn 11,681
1989	7	90	65,774	731	Up 4,792
1990	7	85	58,880	693	Dn 6,894
1991	7	81	58,853	727	Dn 27
1992	9	106	103,090	973	Up 19,652
1993	8	77	100,834	1,310	Dn 2,256
1994	8	89	109,013	1,225	Up 8,179
1995	8	83	132,770	*1,600	Up 23,757
1996	8	74	106,171	1,435	Dn 26,599
1997	8	100	152,222	1,522	Up 46,051
1998	8	105	146,983	1,400	Dn 5,239
1999	7	89	129,215	1,452	Dn 20,578
2000	9	125	159,410	1,275	Up 3,042
2001	12	167	*200,538	1,201	—
2002	11	130	106,621	820	Dn 45,060
2003	11	146	122,099	836	Up 15,478
2004	11	146	117,593	805	Dn 4,506
2005	11	150	132,049	880	Up 14,456
2006	11	152	185,484	1,220	Up 53,435

*Record.

WEST COAST CONFERENCE

Season	Teams	G/S	#Attendance	P/G	Change Net Total
1986	7	92	13,479	147	Dn 704
1987	7	89	9,240	43	Dn 4,189
1988	8	108	16,943	157	Up 892
1989	8	109	16,824	154	Dn 119
1990	8	111	23,457	211	Up 6,633
1991	8	57	12,987	228	Dn 10,470
1992	8	45	16,062	357	Up 3,075
1993	8	45	14,154	315	Dn 1,908
1994	8	96	32,508	339	Up 18,354
1995	8	95	41,611	438	Up 9,103
1996	8	101	44,873	444	Up 3,262
1997	8	105	66,008	629	Up 21,135
1998	8	108	63,444	587	Dn 2,564
1999	8	107	80,445	752	Up 17,001
2000	8	108	80,168	742	Dn 277
2001	8	113	80,674	714	—
2002	8	110	*86,732	*788	Up 6,058
2003	8	118	82,617	700	Dn 4,115
2004	8	113	75,026	664	Dn 7,591
2005	8	110	77,000	700	Up 1,974
2006	8	109	66,026	606	Dn 10,974

*Record.

WESTERN ATHLETIC CONFERENCE

(Before 1991, members were in High Country Athletic Conference.)

Season	Teams	G/S	#Attendance	P/G	Change Net Total
1991	7	82	33,029	403	Up 898
1992	8	97	60,116	620	Up 27,087
1993	8	81	65,083	803	Up 4,967
1994	8	98	67,864	692	Up 2,781
1995	8	94	62,137	661	Dn 5,727
1996	8	100	128,964	1,290	Up 66,827
1997	16	207	224,130	1,083	Up 39,029
1998	16	219	282,896	1,292	Up 58,766
1999	16	218	*396,755	*1,820	Up 113,859
2000	8	114	111,766	980	Dn 15,845
2001	9	141	165,130	1,171	—
2002	10	144	179,087	1,244	Dn 34,897
2003	10	147	209,489	1,425	Up 30,402
2004	10	139	219,926	1,582	Up 10,437
2005	10	140	199,723	1,427	Dn 20,203
2006	9	128	167,099	1,305	Dn 32,624

*Record.

All-Time Attendance Other Conferences

(Conferences that either were discontinued or changed names.)

(#Attendance consists of home game figures from member institutions, including doubleheaders with men beginning in 1996-97 season. Before 1996-97, doubleheaders with men were excluded from women's home attendance.)

AMERICAN SOUTH CONFERENCE

(Combined with Sun Belt Conference after 1991 season.)

Season	Teams	G/S	#Attendance	P/G	Change Net Total
1988	6	53	37,890	715	Dn 17,800
1989	6	58	*62,824	*1,083	Up 24,934
1990	6	57	43,340	760	Dn 19,484
1991	7	61	52,204	856	Up 8,864

*Record.

AMERICAN WEST CONFERENCE

Season	Teams	G/S	#Attendance	P/G	Change Net Total
1995	4	34	*9,825	*289	Up 1,559
1996	4	35	6,653	190	Dn 3,172

*Record.

BIG EIGHT CONFERENCE

(Teams became members of Big 12 Conference in 1997.)

Season	Teams	G/S	#Attendance	P/G	Change Net Total
1984	8	46	41,781	908	Up 6,637
1985	8	52	40,778	784	Dn 1,003
1986	8	64	39,093	611	Dn 1,685
1987	8	70	54,789	783	Up 15,696
1988	8	76	59,437	782	Up 4,648
1989	8	88	78,728	895	Up 19,291
1990	8	97	77,586	800	Dn 1,142
1991	8	89	79,527	894	Up 1,941
1992	8	101	96,995	960	Up 17,468
1993	8	104	148,884	1,432	Up 51,889
1994	8	99	176,974	1,788	Up 28,090
1995	8	110	*220,708	*2,006	Up 43,734
1996	8	103	199,538	1,937	Dn 21,170

*Record.

COSMOPOLITAN CONFERENCE

Season	Teams	G/S	#Attendance	P/G	Change Net Total
1984	8	90	21,059	234	Up 4,216
1985	8	89	*21,757	*244	Up 698
1986	9	93	12,872	138	Dn 9,939

*Record.

EAST COAST CONFERENCE

(Some teams joined Northeast Conference in 1993 and others joined North Atlantic Conference and Mid-Continent Conference in 1995.)

Season	Teams	G/S	#Attendance	P/G	Change Net Total
1984	9	75	12,525	167	Up 602
1985	8	71	*14,764	208	Up 4,238

Season	Teams	G/S	#Attendance	P/G	Change Net Total
1986.....	8	63	10,496	167	Dn 4,268
1987.....	8	60	12,203	203	Up 1,707
1988.....	8	51	7,669	150	Dn 4,309
1989.....	8	51	9,918	194	Up 2,249
1990.....	8	54	9,199	170	Dn 719
1991.....	7	49	9,886	202	Up 687
1992.....	7	63	13,953	*221	Up 2,457
1994.....	6	74	11,475	155	Up 878

*Record.

ECAC METRO CONFERENCE

(Before 1987, most members were in Cosmopolitan Conference.)

Season	Teams	G/S	#Attendance	P/G	Change Net Total
1987.....	9	87	*17,302	*199	Up 4,521
1988.....	9	82	14,630	178	Dn 2,672

*Record.

ECAC SOUTH CONFERENCE

(Became Colonial Athletic Association in 1986.)

Season	Teams	G/S	#Attendance	P/G	Change Net Total
1984.....	4	45	9,018	*200	Dn 4,524
1985.....	7	82	*16,243	198	Up 3,522

*Record.

GATEWAY COLLEGIATE CONFERENCE

(Teams became members of Missouri Valley Conference in 1993.)

Season	Teams	G/S	#Attendance	P/G	Change Net Total
1984.....	10	107	37,231	348	Dn 5,820
1985.....	10	119	42,869	360	Up 5,638
1986.....	10	116	52,565	453	Up 9,696
1987.....	10	117	55,156	471	Up 2,591
1988.....	10	120	58,356	486	Up 3,200
1989.....	10	116	59,189	510	Up 833
1990.....	10	111	62,995	568	Up 3,806
1991.....	10	119	88,818	746	Up 25,823
1992.....	10	125	*131,048	*1,048	Up 42,230

*Record.

GREAT MIDWEST CONFERENCE

Season	Teams	G/S	#Attendance	P/G	Change Net Total
1992.....	6	72	49,781	691	Up 2,102
1993.....	6	80	46,690	584	Dn 3,091
1994.....	7	76	35,095	462	Dn 18,603
1995.....	7	89	*71,792	*807	Up 36,697

*Record.

GULF STAR CONFERENCE

(After 1987, most members were in Southland Conference.)

Season	Teams	G/S	#Attendance	P/G	Change Net Total
1985.....	6	63	17,833	283	Dn 926
1986.....	6	69	*28,187	409	Up 10,354
1987.....	6	36	24,725	*687	Dn 3,462

*Record.

HIGH COUNTRY ATHLETIC CONFERENCE

(In 1991, became the Western Athletic Conference.)

Season	Teams	G/S	#Attendance	P/G	Change Net Total
1984.....	7	70	24,640	352	Up 7,955
1985.....	7	60	17,841	297	Dn 5,002
1986.....	7	70	23,178	331	Up 5,337
1987.....	7	76	26,914	354	Up 3,736
1988.....	6	68	*37,951	*558	Up 11,037
1989.....	6	71	26,694	376	Dn 11,257
1990.....	6	71	32,131	453	Up 5,437

*Record.

METROPOLITAN COLLEGIATE ATHLETIC CONFERENCE

Season	Teams	G/S	#Attendance	P/G	Change Net Total
1984.....	8	76	31,053	409	Up 1,776
1985.....	8	92	51,060	555	Up 20,007
1986.....	7	76	37,461	493	Dn 12,212
1987.....	7	79	40,853	517	Up 3,392
1988.....	7	71	27,951	394	Dn 12,902

Season	Teams	G/S	#Attendance	P/G	Change Net Total
1989.....	7	92	48,132	523	Up 20,181
1990.....	8	89	41,929	471	Dn 6,203
1991.....	8	97	43,903	453	Up 1,974
1992.....	7	85	30,938	364	Up 904
1993.....	7	80	46,918	586	Up 15,910
1994.....	7	84	54,174	645	Up 7,256
1995.....	7	84	*60,710	*723	Up 6,536

*Record.

MIDDLE EASTERN COLLEGE CONFERENCE

Season	Teams	G/S	#Attendance	P/G	Change Net Total
1987.....	6	64	8,758	137	Up 191

MOUNTAIN WEST ATHLETIC CONFERENCE

(This league is not the same as the present one.)

Season	Teams	G/S	#Attendance	P/G	Change Net Total
1984.....	9	90	39,615	440	Up 5,272
1985.....	8	55	28,338	515	Dn 6,277
1986.....	8	96	48,627	507	Up 20,289
1987.....	7	75	41,209	549	Dn 5,628
1988.....	9	106	*69,776	*658	Up 28,657

*Record.

NEW SOUTH WOMEN'S ATHLETIC CONFERENCE

(Started as New South Conference in 1986, became Trans America in 1992.)

Season	Teams	G/S	#Attendance	P/G	Change Net Total
1986.....	6	62	28,484	*459	Dn 74
1987.....	6	66	19,792	300	Dn 8,692
1988.....	7	73	*29,499	404	Up 9,707
1989.....	7	73	27,711	380	Dn 1,788
1990.....	7	72	27,680	384	Dn 31
1991.....	7	77	23,834	310	Dn 3,846

*Record.

NORTH STAR CONFERENCE

(Six teams formed Mid-Continent Conference in 1993.)

Season	Teams	G/S	#Attendance	P/G	Change Net Total
1984.....	6	57	18,694	328	Up 1,329
1985.....	8	89	23,198	261	Dn 2,767
1986.....	8	95	21,662	228	Dn 1,536
1987.....	4	50	14,678	294	Up 1,224
1988.....	6	64	23,870	373	Up 9,192
1989.....	8	94	41,514	442	Up 17,644
1990.....	7	85	*53,752	632	Up 16,336
1991.....	8	88	53,675	610	Dn 77
1992.....	7	76	48,155	*634	Up 18,195

*Record.

NORTHERN PACIFIC CONFERENCE

(Some members joined Pacific-10 Conference in 1987.)

Season	Teams	G/S	#Attendance	P/G	Change Net Total
1984.....	10	94	37,420	398	Dn 4,365
1985.....	9	104	45,433	437	Up 9,438
1986.....	7	76	*46,249	*609	Up 7,396

*Record.

OIL COUNTRY CONFERENCE

Season	Teams	G/S	#Attendance	P/G	Change Net Total
1984.....	6	55	*16,252	*295	Up 5,675
1985.....	6	55	16,050	292	Dn 202

*Record.

PACIFIC COAST ATHLETIC CONFERENCE

Season	Teams	G/S	#Attendance	P/G	Change Net Total
1985.....	5	65	19,888	306	Up 5,012
1986.....	8	92	31,520	343	Dn 18,583
1987.....	10	118	*46,701	*396	Up 15,181

*Record.

PACIFIC WEST CONFERENCE

(After 1986, members were in Pacific-10 Conference.)

Season	Teams	G/S	#Attendance	P/G	Change Net Total
1986	5	47	33,957	722	Dn 1,130

SEABOARD CONFERENCE

(Started in 1985 as ECAC Seaboard.)

Season	Teams	G/S	#Attendance	P/G	Change Net Total
1985	7	64	11,750	184	Dn 828
1986	8	86	15,291	178	Up 2,508
1987	8	91	21,404	235	Up 6,113
1988	8	99	*35,837	*362	Up 14,433
1989	8	90	29,776	331	Dn 7,801

*Record.

SOUTHWEST CONFERENCE

(Teams became members of Big 12 Conference and Western Athletic Conference.)

Season	Teams	G/S	#Attendance	P/G	Change Net Total
1984	9	76	63,543	836	Up 28,243
1985	9	83	70,186	846	Up 6,643

Season	Teams	G/S	#Attendance	P/G	Change Net Total
1986	9	83	105,806	1,275	Up 35,620
1987	9	75	131,364	1,752	Up 25,558
1988	9	90	165,418	1,838	Up 29,094
1989	9	88	179,223	2,037	Up 13,805
1990	9	89	179,092	2,012	Dn 131
1991	9	89	172,438	1,938	Dn 6,654
1992	8	101	171,712	1,700	Up 40,771
1993	8	98	190,043	1,939	Up 18,331
1994	8	99	265,041	2,677	Up 74,998
1995	8	106	*322,501	*3,042	Up 57,460
1996	8	107	308,519	2,883	Dn 13,982

*Record.

WESTERN COLLEGIATE CONFERENCE

Season	Teams	G/S	#Attendance	P/G	Change Net Total
1984	8	85	*72,403	*852	Dn 722
1985	8	90	65,302	726	Dn 7,101

*Record.

Division I Attendance Records

(Doubleheaders with men excluded until 1996-97 season, when doubleheaders were allowed provided separate attendance was taken by halftime of the women's game. Includes NCAA tournament games.)

TOP 10 ATTENDANCE GAMES (PAID)

- 29,619—Connecticut (82) vs. Oklahoma (70), March 29, 2002, at The Alamodome, San Antonio (NCAA Finals)
- 29,619—Connecticut (79) vs. Tennessee (56) and Oklahoma (86) vs. Duke (71), March 25, 2002, at The Alamodome, San Antonio (NCAA Semifinals)
- 28,937—Baylor (84) vs. Michigan St. (62), April 5, 2005, at the RCA Dome, Indianapolis (NCAA Finals)
- 28,937—Baylor (68) vs. LSU (57) and Michigan St. (68) vs. Tennessee (64), at the RCA Dome, Indianapolis (NCAA Semifinals)
- 24,653—Tennessee (89) vs. Connecticut (80), Jan. 7, 2006, at Thompson-Boling Arena, Knoxville, Tenn. (Largest regular-season attendance)
- 24,611—Connecticut (86) vs. Tennessee (72), Jan. 5, 2002, at Thompson-Boling Arena, Knoxville, Tenn.
- 24,597—Connecticut (69) vs. Tennessee (84), Jan. 3, 1998, at Thompson-Boling Arena, Knoxville, Tenn.
- 24,046—Tennessee (92) vs. Connecticut (88), Feb. 1, 2001, at Thompson-Boling Arena, Knoxville, Tenn.
- 23,912—Texas (97) vs. Tennessee (78), Dec. 9, 1987, at Thompson-Boling Arena, Knoxville, Tenn.
- 23,385—Connecticut (74) vs. Tennessee (67), Jan. 8, 2000, at Thompson-Boling Arena, Knoxville, Tenn.
- 23,291—Tennessee (83) vs. Georgia (65), March 31, 1996, at Charlotte Coliseum, Charlotte, N. C. (NCAA Finals)
- 23,291—Georgia (86) vs. Stanford (76) and Tennessee (88) vs. Connecticut (83) (OT), March 29, 1996, at Charlotte Coliseum, Charlotte, North Carolina (NCAA Semifinals)

TOP FIVE ATTENDANCE GAMES (TURNSTILE)

- 29,619—Connecticut (82) vs. Oklahoma (70), March 29, 2002, at The Alamodome, San Antonio (NCAA Finals)
- 29,619—Connecticut (79) vs. Tennessee (56) and Oklahoma (86) vs. Duke (71), March 25, 2002, at The Alamodome, San Antonio (NCAA Semifinals)
- 28,937—Baylor (84) vs. Michigan St. (62), April 5, 2005, at the RCA Dome, Indianapolis (NCAA Finals)

- 28,937—Baylor (68) vs. LSU (57) and Michigan St. (68) vs. Tennessee (64), at the RCA Dome, Indianapolis (NCAA Semifinals)
- 28,210—Connecticut (73) vs. Tennessee (68), at Georgia Dome, Atlanta (NCAA Finals)
- 28,210—Tennessee (66) vs. Duke (56), and Connecticut (71) vs. Texas (69), April 6, 2003, at Atlanta (NCAA semifinals)



Photo by Jamie Schwaberow/NCAA Photos

The 2002 Women's Final Four in San Antonio's Alamodome attracted 29,619 fans to rank No. 1 in attendance for a Division I game.

Division II Attendance Records

PAID ATTENDANCE

- 7,543—North Dakota St. (71) vs. North Dakota (63), Feb. 23, 1996, at Bison Sports Arena, Fargo, N.D.
- 7,302—North Dakota St. (75) vs. North Dakota (62), Jan. 28, 1995, at Bison Sports Arena, Fargo, N.D.
- 7,138—North Dakota St. (98) vs. Portland St. (85), March 25, 1995, at Bison Sports Arena, Fargo, N.D. (NCAA final)
- 7,101—Delta St. (65) vs. North Dakota St. (63), March 28, 1992, at Bison Sports Arena, Fargo, N.D. (NCAA final)

Division III Attendance Records

PAID ATTENDANCE

- 4,001—Wis.-Oshkosh (68) vs. Mount Union (50), March 16, 1996, at Kolf Sports Center, Oshkosh, Wis. (NCAA final)
- 3,512—Wis.-Oshkosh (60) vs. New York U. (37), and Mount Union (71) vs. St. Thomas (Minn.) (57), March 15, 1996, Kolf Sports Center, Oshkosh, Wis. (NCAA semifinals)
- 3,300—UNC Greensboro (68) vs. Southern Me. (66) and Concordia-M'head (65) vs. St. John Fisher (57), March 19, 1988, at Memorial Arena, Moorhead, Minn. (NCAA third place and NCAA final)
- 3,154—Hope (94) vs. Edgewood (55), Nov. 19, 2005, at DeVos Fieldhouse, Holland, Mich.
- 2,850—St. John Fisher (70) vs. Southern Me. (53) and Concordia-M'head (103) vs. UNC Greensboro (66), March 18, 1988, at Memorial Arena, Moorhead, Minn. (NCAA semifinals)
- 2,550—Capital (72) vs. Wheaton (Mass.) (54) and Washington-St. Louis (86) vs. Wis.-Eau Claire (82) (ot), March 18, 1994, at W.L. Zorn Arena, Eau Claire, Wis. (NCAA semifinals)
- 2,507—St. Thomas (Minn.) (75) vs. New York U. (51), March 15, 1996, at Kolf Sports Center, Oshkosh, Wis. (NCAA third place)
- 2,500—UNC Greensboro (55) vs. Luther (52), March 11, 1988, at Regents Center, Decorah, Iowa (NCAA quarterfinal)
- 2,300—Capital (82) vs. Washington-St. Louis (63), March 19, 1994, at W.L. Zorn Arena, Eau Claire, Wis. (NCAA final)

ATTENDANCE RECORDS

2005-06 Attendance

	Total Teams	G or Sess.	2005-06 Net Attendance	Avg. PG or Sess.	Change In Total	Change in Avg.
Div. I Home Attend.	332	4,416	6,817,063	1,544	Up 181,381	Up 2
Div. I NCAA Tournament.....	—	34	189,329	5,569	Dn 43,737	Dn 1,286
^Div. I Neutral Sites.....	—	53	87,250	*1,646	Dn 111,833	Up 244
NCAA DIVISION I TOTALS.....	332	4,503	7,093,642	1,575	Up 25,811	Dn 3
@Div. II Home Attend.	265	3,473	*1,685,260	*1,485	Up 69,619	Up 35
^Div. II NCAA Tournament.....	—	13	11,820	909	—	—
^Div. II Neutral Sites.....	—	77	16,495	214	—	—
NCAA DIVISION II TOTALS.....	265	3,563	1,713,575	481	—	—
Div. III Home Attend.	421	4,998	*1,083,328	*217	Up 10,663	Up 7
^Div. III NCAA Tournament.....	—	3	4,057	1,352	—	—
^Div. III Neutral Sites.....	—	111	11,575	104	—	—
NCAA DIVISION III TOTALS.....	421	5,098	1,095,633	215	—	—
NATIONAL TOTALS.....	1,018	13,164	9,902,850	752	Dn 37,616	Up 12

*Record. ^ Tournament games or sessions played on campus are counted in host's home attendance. NCAA Tournament overall totals were 45,553 for DI and 47,462 for Division III. @ Division II attendance figures do not include four NCAA Puerto Rican members as figures were not provided.

Figures are used from NCAA varsity women's teams only; Home and net attendance includes some double-headers with men if attendance is counted by halftime of the women's game.

All Division I Conferences

Conference	Total Teams	G/S	2005-06 Attendance\$	Avg.
1. Big 12	12	195	971,011	4,980
2. Big Ten	11	164	770,304	4,697
3. Southeastern.....	12	174	*706,640	*4,061
4. #Big East	16	239	*685,656	2,869
5. #Atlantic Coast.....	12	191	*543,403	2,845
6. #Mountain West.....	9	137	360,450	2,631
7. Missouri Valley.....	10	140	311,683	*2,226
8. Pacific-10.....	10	142	306,661	2,160
9. #Western Athletic.....	9	128	167,099	1,305
10. Sun Belt.....	11	152	185,484	1,220
11. Big Sky.....	8	108	131,016	1,213
12. #America East.....	9	109	116,744	1,071
13. #Colonial.....	12	166	155,195	935
14. #Mid-American.....	12	153	143,027	935
15. Ohio Valley.....	11	147	136,291	927
16. Southwestern.....	10	115	104,160	906
17. #Atlantic 10.....	14	197	171,795	872
18. Metro Atlantic.....	10	133	*111,377	*837
19. #Conference USA.....	12	167	138,058	827
20. Mid-Continent.....	9	115	*88,195	*767
21. Patriot.....	8	104	79,340	763
22. Mid-Eastern.....	11	128	90,533	707
23. Horizon.....	9	120	79,271	661
24. Southland.....	11	139	89,502	644
25. West Coast.....	8	109	66,026	606
26. Ivy.....	8	96	56,352	587
27. Southern.....	10	123	64,534	525
28. Big South.....	8	114	58,239	511
29. #Atlantic Sun.....	9	116	56,500	487
30. #Big West.....	8	108	52,461	486
31. Northeast.....	11	140	*60,049	*429

*Record high for that conference. #Different lineup from 2004-05. \$Includes conference tournament neutral-site attendance in totals when applicable.

Leading Division II Conferences

Conference	Total Teams	G/S	2005-06 Attendance	Avg.	Change in Total	Change in Avg.
1. Mid-America Intercol.	9	126	185,047	1,468	Up 10,049	Up 210
2. North Central.....	7	105	147,745	1,047	Up 1,902	Dn 352
3. CIAA.....	12	149	118,987	799	Up 25,756	Up 134
4. Northern Sun Intercollegiate.....	8	109	83,767	768	Up 25,157	Up 188
5. Lone Star.....	15	192	143,754	748	Up 20,793	Up 111
6. Gulf South.....	17	218	133,990	615	Up 15,856	Up 80
7. Great Lakes Valley.....	14	193	105,055	544	Up 42,446	Up 104
8. RMAC.....	14	185	95,240	515	Up 13,866	Up 53
9. SIAC.....	11	145	68,542	473	Up 7,573	Dn 44
10. Great Lakes Intercollegiate.....	13	165	77,264	468	Dn 4,863	Dn 21

Leading Division III Conferences

Conference	Total Teams	G/S	2005-06 Attendance	Avg.	Change in Total	Change in Avg.
1. Wisconsin Intercollegiate	9	105	50,420	480	Dn 2,103	Up 7
2. University	8	102	42,136	413	Up 2,311	Up 55
3. Iowa Intercollegiate	9	101	39,843	394	Up 6,859	Up 97
4. OAC	10	121	46,969	388	Up 3,334	Up 34
5. American Southwest	16	198	75,558	382	Up 5,019	Dn 7
6. Michigan Intercol.	9	106	37,928	358	Up 9,755	Up 65
7. NESCAC	10	111	37,435	337	Up 1,836	Up 22
8. Northwest	9	103	33,595	326	Up 1,637	Up 28
9. Midwest	10	114	35,620	312	Dn 3,802	Dn 63
10. Freedom	8	98	27,602	282	Dn 5,207	Dn 36

Division I Attendance Leaders

Home Games Only

School	G	Attend.	Avg.
1. Tennessee	14	214,980	15,356
2. Texas Tech	14	167,081	11,935
3. Connecticut	22	253,465	11,521
4. New Mexico	18	186,376	10,354
5. Minnesota	14	116,601	8,329
6. Baylor	13	100,316	7,717
7. Iowa St.	16	122,679	7,667
8. Oklahoma	13	99,188	7,630
9. Purdue	14	101,700	7,264
10. Michigan St.	15	101,802	6,787
11. Notre Dame	13	85,808	6,601
12. Penn St.	14	90,898	6,493
13. Missouri St.	18	114,135	6,341
14. Kansas St.	19	119,333	6,281
15. LSU	15	94,090	6,273
16. Duke	13	78,948	6,073
17. Wisconsin	15	90,235	6,016
18. Texas	15	84,544	5,636
19. Ohio St.	17	89,431	5,261
20. Kentucky	15	77,411	5,161
21. Maryland	16	77,010	4,813
22. Rutgers	12	55,312	4,609
23. Vanderbilt	16	65,693	4,106
24. Georgia	11	44,801	4,073
25. Iowa	14	54,881	3,920
26. Virginia Tech	14	54,195	3,871
27. Montana	14	53,967	3,855
28. Old Dominion	14	53,939	3,853
29. Indiana St.	14	53,404	3,815
30. North Carolina	15	55,608	3,707
31. Oregon	14	51,607	3,686
32. Texas A&M	16	57,561	3,598
33. Stanford	13	44,817	3,447
34. Nebraska	15	48,013	3,201
35. Louisiana Tech	13	40,027	3,079
36. Virginia	16	46,751	2,922
37. Kansas	21	60,362	2,874
38. Washington	14	40,025	2,859
39. Fresno St.	16	43,800	2,738
40. Illinois	12	32,810	2,734
41. DePaul	17	46,153	2,715
42. Middle Tenn.	16	43,189	2,699
43. North Carolina St.	14	35,760	2,554
44. Louisville	13	32,763	2,520
45. Toledo	11	27,140	2,467
46. Arkansas St.	12	29,205	2,434
47. Arkansas	13	31,442	2,419
48. TCU	14	33,779	2,413
49. Alabama	13	30,264	2,328
50. Tennessee Tech	14	32,017	2,287

ALL GAMES (home, road, neutral)

Team (Games)	Attendance	Team (Games)	Attendance
1. Tennessee (36)	365,723	6. Texas Tech (29)	226,878
2. Connecticut (37)	353,302	7. Baylor (33)	218,969
3. LSU (35)	235,742	8. New Mexico (32)	214,452
4. Duke (35)	233,183	9. Maryland (38)	211,612
5. Oklahoma (36)	231,864	10. Michigan St. (34)	203,251

Division II Attendance Leaders

Team	G/S	Attend.	Avg.
1. Washburn	18	49,766	2,764
2. Northern St.	16	43,654	2,728
3. Emporia St.	13	34,898	2,684
4. North Dakota	20	44,604	2,230
5. Angelo St.	14	27,198	1,942
6. Drury	16	29,983	1,873
7. St. Cloud St.	14	25,442	1,817
8. Augustana (S.D.)	16	27,614	1,725
9. Winston-Salem	13	20,935	1,610
10. Fort Hays St.	15	24,115	1,607

Division III Attendance Leaders

Team	G/S	Attend.	Avg.
1. Hope	14	18,612	1,329
2. Wis.-Stout	13	15,242	1,172
3. New York U.	14	12,597	899
4. Capital	15	13,152	876
5. Bowdoin	15	13,016	867
6. Scranton	16	13,450	840
7. Wis.-Eau Claire	12	10,064	838
8. Lawrence	10	8,087	808
9. Hardin-Simmons	13	9,408	723
10. Mississippi Col.	13	9,170	705

Largest Division I Average Attendance Increase From Previous Year

School	2005-06 G	2005-06 P/G	2004-05 P/G	Avg. P/G Change
1. Middle Tenn.	16	2,699	695	+ 2,004
2. Oklahoma	13	7,630	5,695	+ 1,935
3. Tennessee	14	15,356	13,449	+ 1,907
4. North Carolina	15	3,707	2,121	+ 1,586
5. UNLV	14	2,004	655	+ 1,349
6. Ark.-Little Rock	13	1,634	439	+ 1,195
7. Duke	13	6,073	4,966	+ 1,107
8. Indiana St.	14	3,815	2,808	+ 1,007
9. Illinois	12	2,734	1,771	+ 963
10. UMKC	10	1,473	531	+ 942

2006 Division I Women's Basketball Championship Tournament Attendance

Round	Site	Att.	Site	Att.	Site	Att.	Site	Att.
1st Round	Chicago	3,396	Nashville	2,838	Tuscon	2,234	University Park	3,990
	Chicago	3,266	Nashville	3,499	Tuscon	2,179	University Park	3,649
	Denver	3,701	Norfolk	6,847	Trenton	4,067	West Lafayette	4,362
	Denver	3,415	Norfolk	4,466	Trenton	4,804	West Lafayette	3,205
2nd Round	Chicago	3,212	Nashville	3,857	Tuscon	2,351	University Park	3,693
	Denver	3,436	Norfolk	6,031	Trenton	4,194	West Lafayette	3,791
Regional Semifinals	Albuquerque	7,122	Bridgeport	9,091	Cleveland	8,428	San Antonio	6,251
Regional Finals	Albuquerque	6,823	Bridgeport	9,091	Cleveland	9,091	San Antonio	5,665
1st Round Total		59,918						
2nd Round Total		30,565						
Regional Round Totals		61,562						
Final Four								
National Semifinal	Boston	18,642						
National Final	Boston	18,642						
Total Tournament Attendance		189,329						
Avg. Per Session (34)		5,569						

2005-06 Division I Season Attendance Highs

SINGLE-GAME HIGHS

Regular Season

24,653	Tennessee (89) vs. Connecticut (80), Jan. 7, 2006, at Thompson-Boling Arena, Knoxville, Tenn.
20,790	Tennessee (93) vs. Florida (95), Feb. 26, 2006, at Thompson-Boling Arena, Knoxville, Tenn.
19,576	Tennessee (69) vs. LSU (72), Feb. 9, 2006, at Thompson-Boling Arena, Knoxville, Tenn.
17,152	Tennessee (70) vs. Vanderbilt (67), Feb. 12, 2006, at Thompson-Boling Arena, Knoxville, Tenn.
17,057	New Mexico (60) vs. UNLV (47), Jan. 28, 2006, at University Arena, Albuquerque, N.M.
16,799	Tennessee (89) vs. Alabama (54), Jan. 29, 2006, at Thompson-Boling Arena, Knoxville, Tenn.
16,097	Maryland (68) vs. Duke (86), Jan. 8, 2006, at the Comcast Center, College Park, Md.
15,119	New Mexico (74) vs. Brigham Young (49), March 4, 2006, at University Arena, Albuquerque, N.M.
15,105	Connecticut (51) vs. LSU (48), Jan. 16, 2006, at the Hartford Civic Center, Hartford, Conn.
15,050	Texas Tech (59) vs. Oklahoma (60), March 1, 2006, at United Spirit Arena, Lubbock, Texas
14,697	Wisconsin (67) vs. Minnesota (61), Feb. 19, 2006, at the Kohl Center, Madison, Wis.
14,641	Texas Tech (68) vs. LSU (76), Nov. 13, 2005, at United Spirit Arena, Lubbock, Texas
14,531	Tennessee (77) vs. Arkansas (37), Feb. 5, 2006, at Thompson-Boling Arena, Knoxville, Tenn.
14,210	Connecticut (84) vs. Providence (58), Feb. 15, 2006, at the Hartford Civic Center, Hartford, Conn.
14,077	Connecticut (85) vs. Army (46), Dec. 31, 2005, at the Hartford Civic Center, Hartford, Conn.

Postseason

18,642	Maryland (78) vs. Duke (75), April 4, 2006, at TD Banknorth Garden, Boston, Mass. (NCAA Finals)
18,642	Duke (64) vs. LSU (45) and Maryland (81) vs. North Carolina (70), April 2, 2006, at TD Banknorth Garden, Boston, Mass. (NCAA Semifinals)
13,340	Kansas St. (77) vs. Marquette (65), March 31, 2006, at Bramlage Coliseum, Manhattan, Kan. (WNIT Finals)

2005-06 Division I Home Attendance

School	G	Attend	Avg. PG
Air Force	15	7,183	479
Akron	12	3,520	293
Alabama	13	30,264	2,328
Alabama A&M	12	8,960	747
UAB	16	6,603	413
Alabama St.	11	16,522	1,502
Albany (N.Y.)	10	14,208	1,421
Alcorn St.	9	3,991	443
American	11	6,792	617
Appalachian St.	11	3,409	310
Arizona	14	25,159	1,797
Arizona St.	15	32,051	2,137
Ark.-Little Rock	13	21,243	1,634
Ark.-Pine Bluff	10	6,115	612
Arkansas	13	31,442	2,419
Arkansas St.	12	29,205	2,434
Army	17	16,363	963
Auburn	12	18,176	1,515
Austin Peay	15	10,304	687
Ball St.	14	11,972	855
Baylor	13	100,316	7,717
Belmont	12	4,689	391
Bethune-Cookman	12	13,027	1,086
Binghamton	13	25,549	1,965
Birmingham-So.	11	6,587	599
Boise St.	13	10,123	779
Boston College	18	29,524	1,640
Boston U.	11	6,163	560
Bowling Green	11	12,089	1,099
Bradley	14	12,380	884

School	G	Attend	Avg. PG
Brigham Young	13	15,425	1,187
Brown	13	8,599	661
Bucknell	13	4,677	360
Buffalo	15	15,408	1,027
Butler	12	4,211	351
Cal Poly	12	4,281	357
Cal St. Fullerton	12	1,920	160
Cal St. Northridge	12	3,326	277
California	15	24,842	1,656
UC Davis	13	6,245	480
UC Irvine	12	4,725	394
UC Riverside	14	3,237	231
UC Santa Barb.	13	12,626	971
Campbell	12	5,794	483
Canisius	13	11,712	901
Centenary (La.)	14	4,033	288
Central Conn. St.	11	3,891	354
UCF	14	4,824	345
Central Mich.	12	8,122	677
Charleston So.	15	2,596	173
Charlotte	15	20,459	1,364
Chattanooga	12	21,618	1,802
Chicago St.	13	5,021	386
Cincinnati	16	7,346	459
Clemson	14	5,044	360
Coastal Caro.	15	6,875	458
Col. of Charleston	13	6,395	492
Colgate	11	4,199	382
Colorado	16	27,326	1,708
Colorado St.	14	19,896	1,421
Columbia	11	4,373	398
Connecticut	22	253,465	11,521

School	G	Attend	Avg. PG	School	G	Attend	Avg. PG
Coppin St.	11	5,323	484	Longwood	12	2,921	243
Cornell	11	4,461	406	Louisiana Tech	13	40,027	3,079
Creighton	12	10,422	869	Louisville	13	32,763	2,520
Dartmouth	12	13,799	1,150	Loyola (Ill.)	15	6,257	417
Davidson	12	6,610	551	Loyola (Md.)	12	6,953	579
Dayton	13	20,842	1,604	Loyola Marymount	13	9,682	745
Delaware	13	15,786	1,214	LSU	15	94,090	6,273
Delaware St.	10	4,981	498	Maine	11	19,354	1,759
Denver	13	9,523	733	Manhattan	13	9,637	741
DePaul	17	46,153	2,715	Marist	12	15,350	1,279
Detroit	13	4,508	347	Marquette	17	27,404	1,612
Drake	15	27,395	1,826	Marshall	11	8,270	752
Drexel	12	4,278	357	Maryland	16	77,010	4,813
Duke	13	78,948	6,073	UMBC	12	6,822	569
Duquesne	13	5,174	398	Massachusetts	15	8,918	595
East Caro.	12	12,547	1,046	McNeese St.	13	4,771	367
East Tenn. St.	12	5,435	453	Md.-East. Shore	12	16,199	1,350
Eastern Ill.	11	5,847	532	Memphis	13	9,656	743
Eastern Ky.	12	6,000	500	Mercer	12	6,771	564
Eastern Mich.	15	11,241	749	Miami (Fla.)	18	18,191	1,011
Eastern Wash.	12	7,673	639	Miami (Ohio)	11	6,875	625
Elon	12	3,244	270	Michigan	15	26,157	1,744
Evansville	13	17,866	1,374	Michigan St.	15	101,802	6,787
Fairfield	13	19,449	1,496	Middle Tenn.	16	43,189	2,699
Fairleigh Dickinson	11	3,389	308	Minnesota	14	116,601	8,329
Fla. Atlantic	14	4,437	317	Mississippi	13	26,869	2,067
Florida	15	27,740	1,849	Mississippi St.	14	13,309	951
Florida A&M	12	8,277	690	Mississippi Val.	12	20,343	1,695
Florida Int'l	16	8,993	562	Missouri	15	33,268	2,218
Florida St.	15	20,343	1,356	UMKC	10	14,734	1,473
Fordham	13	4,563	351	Missouri St.	18	114,135	6,341
Fresno St.	16	43,800	2,738	Monmouth	13	6,413	493
Furman	13	4,663	359	Montana	14	53,967	3,855
Ga. Southern	9	5,827	647	Montana St.	13	20,724	1,594
Gardner-Webb	13	9,186	707	Morehead St.	15	15,314	1,021
George Mason	15	13,456	897	Morgan St.	10	5,723	572
George Washington	16	12,542	784	Mt. St. Mary's	12	2,499	208
Georgetown	12	6,210	518	Murray St.	13	8,892	684
Georgia	11	44,801	4,073	N.C. A&T	10	9,616	962
Georgia St.	14	4,550	325	Navy	14	8,659	619
Georgia Tech	16	15,376	961	Nebraska	15	48,013	3,201
Gonzaga	12	19,136	1,595	Nevada	16	13,179	824
Grambling	11	9,531	866	UNLV	14	28,055	2,004
Hampton	11	5,861	533	New Hampshire	12	6,360	530
Hartford	14	21,038	1,503	New Mexico	18	186,376	10,354
Harvard	13	8,053	619	New Mexico St.	13	10,733	826
Hawaii	17	15,823	931	New Orleans	9	1,699	189
High Point	15	8,786	586	Niagara	11	6,861	624
Hofstra	13	9,209	708	Nicholls St.	9	1,562	174
Holy Cross	13	23,389	1,799	Norfolk St.	11	5,285	480
Houston	13	10,299	792	North Carolina	15	55,608	3,707
Howard	14	8,869	634	UNC Asheville	15	6,346	423
Idaho	11	11,827	1,075	UNC Greensboro	13	2,982	229
Idaho St.	16	15,468	967	UNC Wilmington	15	6,930	462
Ill.-Chicago	15	5,758	384	North Carolina St.	14	35,760	2,554
Illinois	12	32,810	2,734	North Dakota St.	10	19,261	1,926
Illinois St.	13	24,486	1,884	North Fla.	11	3,598	327
Indiana	14	18,879	1,349	North Texas	14	11,009	786
Indiana St.	14	53,404	3,815	Northeastern	13	9,727	748
Iona	12	5,412	451	Northern Ariz.	13	7,182	552
Iowa	14	54,881	3,920	Northern Colo.	12	3,714	310
Iowa St.	16	122,679	7,667	Northern Ill.	13	7,962	612
IPFW	14	8,304	593	UNI	12	12,635	1,053
IUPUI	11	7,579	689	Northwestern	15	8,272	551
Jackson St.	11	15,792	1,436	Northwestern St.	12	8,391	699
Jacksonville	13	3,093	238	Notre Dame	13	85,808	6,601
Jacksonville St.	11	5,846	531	Oakland	13	6,941	534
James Madison	13	20,151	1,550	Ohio	13	5,326	410
Kansas	21	60,362	2,874	Ohio St.	17	89,431	5,261
Kansas St.	19	119,333	6,281	Oklahoma	13	99,188	7,630
Kennesaw St.	11	2,228	203	Oklahoma St.	16	25,788	1,612
Kent St.	12	12,254	1,021	Old Dominion	14	53,939	3,853
Kentucky	15	77,411	5,161	Oral Roberts	13	11,511	885
La Salle	13	4,390	338	Oregon	14	51,607	3,686
La.-Lafayette	14	5,169	369	Oregon St.	15	23,032	1,535
La.-Monroe	13	11,424	879	Pacific	14	8,414	601
Lafayette	11	5,524	502	Penn.	13	4,680	360
Lamar	14	5,015	358	Penn St.	14	90,898	6,493
Lehigh	14	9,737	696	Pepperdine	13	4,586	353
Liberty	15	16,314	1,088	Pittsburgh	16	24,920	1,558
Lipscomb	12	9,241	770	Portland	13	3,680	283
Long Beach St.	15	10,121	675	Portland St.	12	4,834	403
Long Island	14	3,983	285	Prairie View	12	7,319	610

ATTENDANCE RECORDS

School	G	Attend	Avg. PG	School	G	Attend	Avg. PG
Princeton	12	8,353	696	Washington	14	40,025	2,859
Providence	13	4,697	361	Washington St.	12	7,855	655
Purdue	14	101,700	7,264	Weber St.	14	13,471	962
Quinnipiac	15	10,841	723	West Virginia	13	16,013	1,232
Radford	13	4,911	378	Western Caro.	11	3,543	322
Rhode Island	14	11,833	845	Western Ill.	12	8,265	689
Rice	14	11,645	832	Western Ky.	16	31,142	1,946
Richmond		5,337	381	Western Mich.	11	12,725	1,157
Robert Morris	13	5,754	443	Wichita St.	15	31,334	2,089
Rutgers	12	55,312	4,609	William & Mary	12	3,999	333
Sacramento St.	12	5,105	425	Winthrop	15	5,824	388
Sacred Heart	15	9,411	627	Wis.-Green Bay	12	20,702	1,725
St. Bonaventure	12	5,730	478	Wis.-Milwaukee	16	9,968	623
St. Francis (N.Y.)	13	1,566	120	Wisconsin	15	90,235	6,016
St. Francis (Pa.)	11	6,930	630	Wofford	12	2,941	245
St. John's (N.Y.)	12	22,952	1,913	Wright St.	11	4,500	409
St. Joseph's	16	22,011	1,376	Wyoming	16	27,181	1,699
St. Louis	14	8,259	590	Xavier	16	23,994	1,500
St. Mary's (Cal.)	14	8,907	636	Yale	11	4,034	367
St. Peter's	14	6,405	458	Youngstown St.	12	18,323	1,527
Sam Houston St.	12	3,207	267				
Samford	14	9,365	669				
San Diego	13	7,059	543				
San Diego St.	14	6,650	475				
San Francisco	14	5,164	369				
San Jose St.	14	10,791	771				
Santa Clara	14	5,436	388				
Savannah St.	14	4,859	347				
Seton Hall	14	9,425	673				
Siena	15	15,187	1,012				
South Ala.	13	17,760	1,366				
South Carolina	17	24,832	1,461				
South Carolina St.	10	4,409	441				
South Dakota St.	10	19,051	1,905				
South Fla.	15	9,395	626				
Southeast Mo. St.	15	17,294	1,153				
Southeastern La.	12	7,636	636				
Southern California	13	19,864	1,528				
Southern Ill.	13	5,428	418				
SMU	17	21,235	1,249				
Southern Miss.	14	10,598	757				
Southern U.	11	7,990	726				
Southern Utah	13	10,079	775				
Stanford	13	44,817	3,447				
Stephen F. Austin	14	21,396	1,528				
Stetson	12	5,287	441				
Stony Brook	13	6,966	536				
Syracuse	13	10,991	845				
TCU	14	33,779	2,413				
Temple	13	15,037	1,157				
Tenn.-Martin	13	14,654	1,127				
Tennessee	14	214,980	15,356				
Tennessee St.	10	6,276	628				
Tennessee Tech	14	32,017	2,287				
Tex. A&M-Corp. Chris	12	21,137	1,761				
Tex.-Pan American	11	5,469	497				
Texas	15	84,544	5,636				
Texas A&M	16	57,561	3,598				
UTEP	14	8,947	639				
Texas Southern	12	4,324	360				
UTSA	14	10,181	727				
Texas St.	15	8,972	598				
Texas Tech	14	167,081	11,935				
Texas-Arlington	11	6,947	632				
Toledo	11	27,140	2,467				
Towson	14	4,882	349				
Troy	14	5,195	371				
Tulane	13	6,700	515				
Tulsa	12	19,338	1,612				
UCLA	12	19,430	1,619				
Utah	14	19,779	1,413				
Utah St.	12	5,265	439				
Utah Valley St.	16	5,260	329				
Va. Commonwealth	14	3,582	256				
Valparaiso	12	9,641	803				
Vanderbilt	16	65,693	4,106				
Vermont	11	8,735	794				
Villanova	15	15,409	1,027				
Virginia	16	46,751	2,922				
Virginia Tech	14	54,195	3,871				
Wagner	12	5,372	448				
Wake Forest	14	30,002	2,143				
Washington	14	40,025	2,859				
Washington St.	12	7,855	655				
Weber St.	14	13,471	962				
West Virginia	13	16,013	1,232				
Western Caro.	11	3,543	322				
Western Ill.	12	8,265	689				
Western Ky.	16	31,142	1,946				
Western Mich.	11	12,725	1,157				
Wichita St.	15	31,334	2,089				
William & Mary	12	3,999	333				
Winthrop	15	5,824	388				
Wis.-Green Bay	12	20,702	1,725				
Wis.-Milwaukee	16	9,968	623				
Wisconsin	15	90,235	6,016				
Wofford	12	2,941	245				
Wright St.	11	4,500	409				
Wyoming	16	27,181	1,699				
Xavier	16	23,994	1,500				
Yale	11	4,034	367				
Youngstown St.	12	18,323	1,527				

2005-06 Division II Home Attendance

School	G	Attend	Avg. PG
Abilene Christian	12	7,800	650
Adams St.	11	6,441	585
Adelphi	13	2,801	215
Ala.-Huntsville	12	11,375	947
Alas. Anchorage	18	20,113	1,117
Alas. Fairbanks	11	3,864	351
Albany St. (Ga.)	12	7,654	637
Alderson-Broadus	11	2,375	215
American Int'l	14	4,046	289
Anderson (S.C.)	13	2,575	198
Angelo St.	14	27,198	1,942
Ark.-Monticello	10	6,215	621
Arkansas Tech	15	7,787	519
Armstrong Atlantic	14	4,197	299
Ashland	13	4,700	361
Assumption	13	8,649	665
Augusta St.	13	3,848	296
Augustana (S.D.)	16	27,614	1,725
Barry	16	3,213	200
Barton	12	2,824	235
Bellarmino	11	3,089	280
Belmont Abbey	15	2,708	180
Bemidji St.	15	5,222	348
Benedict	13	7,815	601
Bentley	12	3,944	328
Bloomfield	13	1,700	130
Bloomsburg	14	2,518	179
Bluefield St.	14	0	0
Bowie St.	10	5,441	544
Bridgeport	13	3,604	277
Bryant	15	4,095	273
C.W. Post	14	2,312	165
Cal Poly Pomona	13	4,039	310
Cal St. Bakersfield	13	8,881	683
Cal St. Chico	13	9,560	735
Cal St. Dom. Hills	15	4,204	280
Cal St. L.A.	14	2,955	211
Cal St. Monterey Bay	12	2,706	225
Cal St. San B'dino	16	3,530	220
Cal St. Stanislaus	13	10,848	834
Caldwell	13	3,011	231
California (Pa.)	16	9,175	573
UC San Diego	14	5,489	392
Cameron	13	6,500	500
Carson-Newman	13	7,916	608
Catawba	16	4,769	298
Central Ark.	8	8,925	1,115
Central Mo. St.	12	18,450	1,537
Central Okla.	11	3,450	313
Central Wash.	12	2,681	223
Chadron St.	10	2,701	270
Charleston (W.V.)	15	4,574	304
Cheyney	12	4,305	358
Christian Bros.	13	5,882	452
Clarion	14	6,125	437
Clark Atlanta	15	2,674	178
Clayton St.	15	5,089	339
Coker	11	1,375	125

School	G	Attend	Avg. PG	School	G	Attend	Avg. PG
Colo. Christian	13	2,362	181	Minn. Duluth	13	12,799	984
UC-Colo. Spgs.	11	2,410	219	Minn. St. Mankato	12	10,211	850
Colorado Mines	14	3,267	233	Minn. St. Moorhead	14	5,135	366
Colorado St.-Pueblo	13	6,977	536	Minn.-Crookston	12	4,316	359
Columbia Union	15	0	0	Mo. Southern St.	14	15,414	1,101
Columbus St.	13	4,467	343	Mo. Western St.	13	17,092	1,314
Concord	13	3,836	295	Mo.-Rolla	12	5,850	487
Concordia (N.Y.)	13	779	59	Mo.-St. Louis	12	3,468	289
Concordia-St. Paul	13	5,473	421	Molloy	12	1,160	96
Converse	10	1,290	129	Mont. St.-Billings	14	8,172	583
Davis & Elkins	14	1,488	106	Montevallo	13	4,625	355
Delta St.	13	13,468	1,036	Mount Olive	15	4,207	280
Dist. Columbia	13	1,808	139	Neb.-Kearney	15	16,319	1,087
Dominican (N.Y.)	16	3,840	240	Neb.-Omaha	17	7,950	467
Dowling	13	700	53	New Haven	15	2,741	182
Drury	16	29,983	1,873	N.M. Highlands	13	2,879	221
East Central	14	8,750	625	NJIT	13	1,382	106
East Stroudsburg	16	8,435	527	Newberry	10	2,186	218
Eastern N.M.	12	4,399	366	North Ala.	13	4,277	329
Eckerd	12	1,243	103	N.C. Central	13	12,838	987
Edinboro	14	2,715	193	UNC Pembroke	12	3,137	261
Elizabeth City St.	12	9,487	790	North Dakota	20	44,604	2,230
Emporia St.	13	34,898	2,684	North Greenville	13	1,926	148
Erskine	15	3,375	225	Northeastern St.	13	11,000	846
Fairmont St.	15	4,699	313	Northern Ky.	16	7,324	457
Fayetteville St.	11	3,187	289	Northern Mich.	12	5,371	447
Felician	14	1,592	113	Northern St.	16	43,654	2,728
Ferris St.	12	4,554	379	Northwest Mo. St.	13	11,834	910
Findlay	12	7,423	618	Northwest Nazarene	16	5,343	333
Fla. Gulf Coast	17	13,521	795	Northwood	14	4,737	338
Fla. Southern	14	2,012	143	Nova Southeastern	12	1,392	116
Florida Tech	14	2,825	201	Nyack	13	2,950	226
Fort Hays St.	15	24,115	1,607	NYIT	13	1,074	82
Fort Lewis	12	9,536	794	Oakland City	17	8,077	475
Fort Valley St.	14	13,381	955	Ohio Valley	11	3,056	277
Francis Marion	14	4,834	345	Okla. Panhandle	12	5,243	436
Franklin Pierce	12	2,825	235	Ouachita Baptist	15	8,775	585
Gannon	14	6,515	465	Pace	15	7,320	488
GC&SU	13	3,789	291	Paine	12	6,790	565
Georgian Court	13	2,140	164	Palm Beach Atl.	7	285	40
Glenville St.	9	10,200	1,133	Pfeiffer	13	0	0
Goldey-Beacom	13	1,762	135	Phila. Sciences	16	2,954	184
Grand Canyon	11	1,566	142	Philadelphia U.	14	2,775	198
Grand Valley St.	15	12,065	804	Pitt.-Johnstown	10	2,195	219
Harding	13	14,105	1,085	Pittsburg St.	12	11,400	950
Henderson St.	13	11,214	862	Post	3	2,113	162
Hillsdale	12	4,329	360	Presbyterian	13	6,804	523
Holy Family	15	3,960	264	P.R.-Bayamon	NA	0	0
Humboldt St.	12	6,222	518	P.R.-Cayey	NA	0	0
Incarnate Word	13	2,233	171	P.R.-Mayaguez	NA	0	0
Indiana (Pa.)	14	4,800	342	P.R.-Rio Piedras	NA	0	0
Indianapolis	13	5,585	429	Queens (N.C.)	12	1,500	125
Johnson C. Smith	10	14,312	1,431	Queens (N.Y.)	11	781	71
Kentucky St.	13	2,847	219	Quincy	13	6,235	479
Kutztown	14	3,730	266	Regis (Colo.)	16	5,244	327
Ky. Wesleyan	10	3,050	305	Rockhurst	10	3,078	307
Lake Superior St.	11	3,300	300	Rollins	12	2,792	232
Lander	15	3,714	247	Saginaw Valley	12	2,968	247
Lane	13	7,896	607	St. Andrews	13	2,082	160
Le Moyne	13	3,238	249	St. Anselm	12	3,375	281
Lees-McRae	11	924	84	St. Augustine's	12	5,343	445
LeMoyne-Owen	13	5,004	384	St. Cloud St.	14	25,442	1,817
Lenoir-Rhyne	10	4,565	456	St. Edward's	13	2,085	160
Lewis	13	3,750	288	St. Joseph's (Ind.)	16	9,340	583
Limestone	13	3,117	239	St. Leo	13	1,786	137
Lincoln (Mo.)	13	1,934	148	St. Martin's	12	3,336	278
Lincoln Memorial	13	9,716	747	St. Mary's (Tex.)	10	4,238	423
Livingstone	10	5,609	560	St. Michael's	14	5,256	375
Lock Haven	11	2,583	234	St. Paul's	12	2,707	225
Lynn	15	2,285	152	St. Rose	14	6,424	458
Mansfield	13	2,984	229	St. Thomas Aquinas	11	0	0
Mars Hill	13	4,897	376	Salem Int'l	12	3,902	325
Mass.-Lowell	12	3,703	308	San Fran. St.	12	2,685	223
Mercy	11	970	88	Seattle	14	2,020	144
Mercyhurst	14	4,720	337	Seattle Pacific	13	6,677	513
Merrimack	14	2,885	206	Shaw	17	16,087	946
Mesa St.	13	5,092	391	Shepherd	12	2,287	190
Metro St.	15	2,619	174	Shippensburg	15	3,944	262
Michigan Tech	12	13,529	1,127	SIU Edwardsville	14	4,662	333
Midwestern St.	13	7,832	602	Slippery Rock	12	2,041	170
Miles	13	4,363	335	Sonoma St.	12	4,665	388
Millersville	15	3,793	252	S.C. Upstate	13	3,437	264
				S.C.-Aiken	15	9,297	619

ATTENDANCE RECORDS

School	G	Attend	Avg. PG
South Dakota.....	12	18,094	1,507
Southeastern Okla.	11	7,528	684
Southern Ark.	11	4,685	425
Southern Conn. St.	18	5,271	292
Southern Ind.	18	13,725	762
Southern N.H.	12	4,298	358
Southwest Baptist.....	12	13,653	1,137
Southwest Minn. St.	14	10,034	716
Southwestern Okla.	12	10,010	834
Stillman.....	11	3,457	314
Stonehill.....	13	5,700	438
Tampa.....	13	2,111	162
Tarleton St.	14	19,330	1,380
Tex. A&M-Commerce.....	13	6,413	493
Tex. A&M-Kingsville.....	13	3,544	272
Texas Woman's.....	12	2,994	249
Tiffin.....	12	2,577	214
Truman.....	15	4,819	321
Tusculum.....	14	5,487	391
Tuskegee.....	10	4,007	400
Upper Iowa.....	17	4,861	285
Valdosta St.	15	7,597	506
Virginia St.	13	9,804	754
Virginia Union.....	13	4,323	332
Washburn.....	18	49,766	2,764
Wayne St. (Mich.).....	12	3,053	254
Wayne St. (Neb.).....	15	7,864	524
West Ala.	12	3,900	325
West Chester.....	11	3,150	286
West Fla.	14	6,910	493
West Ga.	11	2,866	260
West Liberty St.	13	7,887	606
West Tex. A&M.....	15	17,006	1,133
West Va. Tech.....	10	1,240	124
West Va. Wesleyan.....	10	2,993	299
West Virginia St.	15	3,197	213
Western N.M.	11	2,287	207
Western Ore.	12	1,745	145
Western St.	12	2,395	199
Western Wash.	16	9,310	581
Wheeling Jesuit.....	12	6,133	511
Wilmington (Del.).....	14	1,900	135
Wingate.....	11	3,552	322
Winona St.	10	2,069	206
Winston-Salem.....	13	20,935	1,610
Wis.-Parkside.....	14	2,959	211

School	G	Attend	Avg. PG
Blackburn.....	11	650	59
Bluffton.....	11	3,025	275
Bowdoin.....	15	13,016	867
Brandeis.....	13	3,005	231
Bridgewater (Va.).....	11	5,939	539
Bridgewater St.	13	2,450	188
Brockport St.	11	2,185	198
Brooklyn.....	10	1,481	148
Bryn Mawr.....	10	941	94
Buena Vista.....	12	7,400	616
Buffalo St.	11	1,621	147
Cabrini.....	11	1,728	157
Cal Lutheran.....	13	1,468	112
Cal St. East Bay.....	14	2,927	209
UC Santa Cruz.....	12	1,246	103
Caltech.....	16	490	30
Calvin.....	13	3,802	292
Capital.....	15	13,152	876
Carleton.....	11	4,225	384
Carnegie Mellon.....	10	2,853	285
Carroll (Wis.).....	13	6,075	467
Carthage.....	10	1,000	100
Case Reserve.....	12	2,087	173
Castleton St.	13	693	53
Catholic.....	16	2,605	162
Cazenovia.....	11	1,386	126
CCNY.....	8	300	37
Cedar Crest.....	11	617	56
Centenary (N.J.).....	11	1,035	94
Central (Iowa).....	11	2,534	230
Centre.....	12	2,020	168
Chapman.....	10	1,689	168
Chatham.....	12	1,071	89
Chestnut Hill.....	13	1,599	123
Chicago.....	11	4,105	373
Chowan.....	10	2,414	241
Chris. Newport.....	13	8,995	691
City Tech.....	11	1,469	133
Claremont-H.S.....	12	3,183	265
Clark (Mass.).....	11	4,000	363
Clarke.....	11	2,450	222
Clarkson.....	10	1,288	128
Coe.....	11	2,400	218
Colby.....	11	2,710	246
Colby-Sawyer.....	13	2,887	222
Colorado Col.	14	2,032	145
Concordia (Ill.).....	11	1,770	160
Concordia (Wis.).....	14	4,648	332
Concordia-Austin.....	12	1,925	160
Concordia-M'head.....	14	3,413	243
Connecticut Col.	11	1,525	138
Cornell College.....	10	2,825	282
Cortland St.	11	2,653	241
Crown (Minn.).....	14	2,489	177
Curry.....	11	1,485	135
Dallas.....	15	2,371	158
Daniel Webster.....	8	397	49
Defiance.....	13	3,964	304
Delaware Valley.....	10	1,745	174
Denison.....	12	3,074	256
DePauw.....	13	6,800	523
DeSales.....	13	3,075	236
Dickinson.....	14	2,073	148
Dominican (Ill.).....	11	764	69
Drew.....	13	1,410	108
Dubuque.....	13	6,420	493
D'Youville.....	11	1,572	142
Earlham.....	11	1,045	95
East Tex. Baptist.....	13	4,773	367
East. Mennonite.....	15	3,977	265
Eastern.....	11	0	0
Eastern Conn. St.	14	5,100	364
Eastern Nazarene.....	10	772	77
Edgewood.....	11	2,671	242
Elizabethtown.....	10	1,810	181
Elmhurst.....	13	3,441	264
Elmira.....	11	1,840	167
Elms.....	14	1,614	115
Emerson.....	10	809	80
Emmanuel (Mass.).....	15	2,915	194
Emory.....	12	2,237	186
Emory & Henry.....	13	2,959	227

2005-06 Division III Home Attendance

School	G	Attend	Avg. PG
Adrian.....	10	1,953	195
Agnes Scott.....	12	125	10
Albertus Magnus.....	13	1,013	77
Albion.....	12	2,116	176
Albright.....	11	2,322	211
Alfred.....	11	1,325	120
Allegheny.....	13	4,560	350
Alma.....	10	1,968	196
Alvernia.....	12	2,966	247
Alverno.....	12	1,148	95
Amherst.....	11	1,460	132
Anderson (Ind.).....	13	4,700	361
Anna Maria.....	14	459	32
Arcadia.....	12	93	7
Augsburg.....	11	2,523	229
Augustana (Ill.).....	9	1,318	146
Aurora.....	10	2,038	203
Austin.....	14	2,675	191
Averett.....	12	2,030	169
Babson.....	10	1,630	163
Baldwin-Wallace.....	13	6,633	510
Baptist Bible (Pa.).....	16	2,909	181
Bard.....	10	735	73
Baruch.....	11	2,507	227
Bates.....	11	6,284	571
Bay Path.....	11	0	0
Becker.....	13	855	65
Beloit.....	8	2,652	331
Benedictine (Ill.).....	14	2,477	176
Bennett.....	10	0	0
Bethany (W.V.).....	12	2,351	195
Bethany Lutheran.....	11	2,043	185
Bethel (Minn.).....	13	3,694	284

School	G	Attend	Avg. PG
Endicott.....	14	2,430	173
Eureka.....	13	1,397	107
Farmingdale.....	11	950	86
FDU-Florham.....	13	1,909	146
Ferrum.....	11	1,998	181
Fisk.....	10	175	17
Fitchburg St.....	11	1,850	168
Fontbonne.....	11	200	18
Framingham St.....	13	1,210	93
Frank. & Marsh.....	13	1,988	152
Franklin.....	14	3,945	281
Fredonia St.....	11	1,559	141
Frostburg St.....	12	0	0
Gallaudet.....	11	915	83
Geneseo St.....	10	1,370	137
George Fox.....	10	5,075	507
Gettysburg.....	11	1,273	115
Gordon.....	11	219	19
Goucher.....	9	2,229	247
Green Mountain.....	9	606	67
Greensboro.....	12	2,048	170
Greenville.....	10	1,750	175
Grinnell.....	12	3,650	304
Grove City.....	11	1,835	166
Guilford.....	10	1,256	125
Gust. Adolphus.....	12	3,600	300
Gwynedd-Mercy.....	12	2,825	235
Hamilton.....	11	1,569	142
Hamline.....	12	3,150	262
Hanover.....	12	0	0
Hardin-Simmons.....	13	9,408	723
Hartwick.....	13	1,933	148
Haverford.....	11	1,240	112
Heidelberg.....	11	2,902	263
Hendrix.....	11	1,950	177
Hilbert.....	11	760	66
Hiram.....	11	1,900	172
Hollins.....	12	1,350	112
Hood.....	8	1,433	179
Hope.....	14	18,612	1,329
Howard Payne.....	12	4,633	386
Hunter.....	13	900	69
Huntingdon.....	14	2,899	207
Husson.....	10	0	0
Illinois Col.....	13	2,261	173
Ill. Wesleyan.....	10	2,292	229
Immaculata.....	14	2,175	155
Ithaca.....	11	0	0
John Carroll.....	11	3,803	345
John Jay.....	9	1,550	172
Johns Hopkins.....	14	2,596	185
Johnson & Wales (R.I.).....	12	1,663	138
Johnson St.....	11	857	77
Juniata.....	10	3,795	379
Kalamazoo.....	14	2,304	164
Kean.....	12	2,563	213
Keene St.....	12	3,225	268
Kenyon.....	12	3,097	258
Keuka.....	11	2,205	200
Keystone.....	13	2,210	170
King's (Pa.).....	10	2,236	223
Knox.....	14	2,736	195
La Roche.....	12	1,650	137
La Verne.....	3	576	192
LaGrange.....	9	1,420	157
Lake Erie.....	11	2,067	187
Lake Forest.....	12	2,709	225
Lakeland.....	14	2,641	188
Lasell.....	10	0	0
Lawrence.....	10	8,087	808
Lebanon Valley.....	15	3,745	249
Lehman.....	14	1,337	95
Lesley.....	11	300	27
LeTourneau.....	13	3,400	261
Lewis & Clark.....	11	2,396	217
Lincoln (Pa.).....	9	2,221	246
Linfield.....	9	2,700	300
Loras.....	11	2,975	270
Louisiana Col.....	12	8,401	700
Luther.....	9	3,425	380
Lycoming.....	11	1,402	127
Lynchburg.....	9	1,024	113
MacMurray.....	8	1,155	144

School	G	Attend	Avg. PG
Maine Maritime.....	12	500	41
Manchester.....	13	3,359	258
Manhattanville.....	12	825	68
Maranatha Baptist.....	10	2,043	204
Marian (Wis.).....	10	1,357	135
Marietta.....	13	3,589	276
Martin Luther.....	10	3,200	320
Mary Baldwin.....	12	500	41
Mary Hardin-Baylor.....	13	7,050	542
Mary Washington.....	16	4,977	311
Maryville (Mo.).....	13	4,393	337
Maryville (Tenn.).....	11	5,167	469
Marywood.....	12	1,700	141
Mass. Liberal Arts.....	13	866	66
Mass.-Boston.....	13	1,910	146
Mass.-Dartmouth.....	11	2,975	270
McDaniel.....	12	4,451	370
McMurry.....	13	7,594	584
Me.-Farmington.....	14	0	0
Medaille.....	16	2,863	178
Medgar Evers.....	11	596	54
Merchant Marine.....	12	825	68
Meredith.....	9	762	84
Messiah.....	11	2,218	201
Middlebury.....	10	2,107	210
Millikin.....	13	6,875	528
Millsaps.....	9	1,582	175
Milwaukee Engr.....	9	1,795	199
Minn.-Morris.....	11	1,481	134
Misericordia.....	11	75	6
Mississippi Col.....	13	9,170	705
MIT.....	13	2,095	161
Monmouth (Ill.).....	12	1,915	159
Montclair St.....	14	3,967	283
Moravian.....	13	4,559	350
Mount Holyoke.....	13	2,022	155
Mount Ida.....	11	815	74
Mount Union.....	10	2,242	224
Mt. St. Joseph.....	13	1,850	142
Mt. St. Mary (N.Y.).....	16	3,317	207
Mt. St. Vincent.....	13	1,558	119
Muhlenberg.....	16	7,029	439
Muskingum.....	11	2,042	185
Nazareth.....	11	3,242	294
Neb. Wesleyan.....	10	2,500	250
Neumann.....	12	3,147	262
New England.....	11	1,575	143
New England Col.....	12	0	0
New Jersey City.....	10	2,087	208
New Paltz St.....	11	1,010	91
New Rochelle.....	8	0	0
New York U.....	14	12,597	899
Newbury.....	10	763	76
Nichols.....	13	1,289	99
N.C. Wesleyan.....	10	1,930	193
North Central (Ill.).....	12	2,455	204
North Park.....	13	2,827	217
Northland.....	10	251	25
Northwestern (Minn.).....	14	5,509	393
Norwich.....	13	2,920	224
Notre Dame (Md.).....	11	2,230	202
Oberlin.....	13	1,844	141
Occidental.....	14	1,825	130
Oglethorpe.....	14	3,062	218
Ohio Northern.....	10	2,108	210
Ohio Wesleyan.....	11	3,943	358
Old Westbury.....	8	885	110
Olivet.....	11	3,265	296
Oneonta St.....	14	2,075	148
Oswego St.....	12	1,028	85
Otterbein.....	13	6,663	512
Ozarks (Ark.).....	12	3,095	257
Pacific (Ore.).....	11	1,555	141
Pacific Lutheran.....	16	9,157	572
Peace.....	15	2,078	138
Penn St.-Altoona.....	12	1,801	150
Penn St.-Behrend.....	14	2,140	152
Penn St.-Berks.....	10	875	87
Phila. Bible.....	13	1,646	126
Piedmont.....	13	4,038	310
Pine Manor.....	12	278	23
Pitt-Bradford.....	9	0	0

ATTENDANCE RECORDS

School	G	Attend	Avg. PG	School	G	Attend	Avg. PG
Pitt.-Greensburg	13	2,295	176	Susquehanna	12	1,337	111
Plattsburgh St.	12	2,282	190	Swarthmore	13	1,842	141
Plymouth St.	13	2,282	175	TCNJ	12	2,340	195
Polytechnic (N.Y.)	11	492	44	Texas Lutheran	12	2,900	241
Pomona-Pitzer	14	450	32	Texas-Dallas	11	1,946	176
Potsdam St.	9	1,826	202	Texas-Tyler	12	4,246	353
Presentation	13	3,808	292	Thiel	10	3,203	320
Principia	10	475	47	Thomas	12	827	68
Puget Sound	13	5,469	420	Thomas More	12	4,161	346
Purchase St.	13	455	35	Transylvania	11	2,301	209
Ramapo	13	1,455	111	Trinity (Conn.)	10	1,301	130
Rand.-Macon Woman's	10	964	96	Trinity (D.C.)	6	305	50
Randolph-Macon	14	8,350	596	Trinity (Tex.)	11	3,190	290
Redlands	17	2,669	157	Tri-State	11	2,394	217
Regis (Mass.)	11	1,622	147	Tufts	8	1,825	228
Rensselaer	11	60	5	Union (N.Y.)	12	2,325	193
Rhode Island Col.	12	2,341	195	Ursinus	11	1,918	174
Rhodes	13	3,206	246	Utica	13	2,327	179
Richard Stockton	14	1,932	138	Utica/Rome	13	650	50
Ripon	10	1,939	193	Vassar	10	1,560	156
Rivier	16	320	20	Villa Julie	16	1,800	112
Roanoke	11	2,295	208	Va. Wesleyan	14	4,752	339
Rochester	15	5,958	397	Warburg	11	5,654	514
Rochester Inst.	10	1,506	150	Wash. & Jeff.	14	4,455	318
Rockford	15	2,048	136	Wash. & Lee	11	1,645	149
Roger Williams	12	1,495	124	Washington (Md.)	11	1,357	123
Rose-Hulman	11	5,280	480	Washington-St. Louis	15	9,294	619
Rosemont	14	100	7	Waynesburg	10	2,065	206
Rowan	14	1,434	102	Webster	11	2,494	226
Russell Sage	13	885	68	Wellesley	9	775	86
Rust	12	0	0	Wentworth Inst.	12	1,835	152
Rutgers-Camden	10	1,083	108	Wesley	17	3,080	181
Rutgers-Newark	12	1,173	97	Wesleyan (Conn.)	9	2,225	247
St. Benedict	13	1,310	100	Wesleyan (Ga.)	9	373	41
St. Catherine	12	1,200	100	Western Conn. St.	12	1,667	138
St. Elizabeth	9	635	70	Western New Eng.	12	2,266	188
St. John Fisher	13	4,400	338	Westfield St.	12	2,363	196
St. Joseph (Conn.)	12	0	0	Westminster (Mo.)	13	1,800	138
St. Joseph's (L.I.)	12	725	60	Westminster (Pa.)	11	2,882	262
St. Joseph's (Me.)	16	2,500	156	Wheaton (Ill.)	14	5,223	373
St. Lawrence	10	0	0	Wheaton (Mass.)	11	1,615	146
St. Mary's (Ind.)	11	1,514	137	Wheelock	11	632	57
St. Mary's (Md.)	13	1,682	129	Whitman	10	1,800	180
St. Mary's (Minn.)	11	2,000	181	Whittier	14	1,332	95
St. Norbert	10	3,596	359	Whitworth	12	3,130	260
St. Olaf	12	1,329	110	Widener	11	2,815	255
St. Scholastica	11	687	62	Wilkes	12	2,375	197
St. Thomas (Minn.)	12	2,465	205	Willamette	11	2,313	210
Salem St.	18	3,600	200	William Smith	11	2,774	252
Salisbury	10	1,975	197	Williams	15	4,982	332
Salve Regina	13	1,715	131	Wilmington (Ohio)	14	3,835	273
Schreiner	12	1,690	140	Wilson	9	453	50
Scranton	16	13,450	840	Wis. Lutheran	12	1,785	148
Sewanee	12	2,028	169	Wis.-Eau Claire	12	10,064	838
Shenandoah	14	3,426	244	Wis.-La Crosse	12	3,534	294
Simmons	11	51	4	Wis.-Oshkosh	12	4,697	391
Simpson	13	6,210	477	Wis.-Platteville	9	3,054	339
Skidmore	12	2,435	202	Wis.-River Falls	12	2,044	170
Smith	9	618	68	Wis.-Stevens Point	12	4,722	393
Southern Me.	19	9,061	476	Wis.-Stout	13	15,242	1,172
Southern Vt.	10	503	50	Wis.-Superior	13	2,419	186
Southwestern (Tex.)	10	1,375	137	Wis.-Whitewater	10	4,644	464
Spelman	10	950	95	Wittenberg	13	4,233	325
Springfield	13	4,558	350	Wm. Paterson	12	1,915	159
Staten Island	13	2,520	193	Wooster	12	1,578	131
Stevens Institute	17	1,670	98	WPI	11	1,950	177
Suffolk	11	862	78	Worcester St.	14	2,462	175
Sul Ross St.	11	2,652	241	York (N.Y.)	12	745	62
				York (Pa.)	11	3,408	309



Playing Rules History

Important Rules Changes 218



Important Rules Changes for Women's Basketball

1891-92

- Basketball is invented by Dr. James Naismith, instructor at YMCA Training School in Springfield, Massachusetts, in December 1891. His 13 original rules and description of the game are published in January 1892 and read by Senda Berenson, physical education instructor at nearby Smith College. She immediately creates new rules for women to discourage roughness and introduces basketball to Smith women. Peach baskets and the soccer ball are used, but she divides the court into three equal sections and requires players to stay in their section. Stealing the ball is prohibited, players may not hold the ball more than three seconds and there is a three-bounce limit on dribbles. Berenson's rules, often modified, spread rapidly across the country via YMCAs and colleges, but many women also used men's rules.

1894-95

- Berenson's article describing her game and its benefits in general terms is published in the September 1894 issue of the magazine *Physical Education*. Clara Gregory Baer, physical culture instructor at Sophie Newcomb College in New Orleans, publishes the first women's basketball rules book, calling her game "Basquette" (this name is dropped in her first revision in 1908, called *Newcomb College Basketball Rules*). Her women stage a demonstration game March 13, 1895, before an all-female audience of 560 at the Southern Athletic Club (the first publicly played basketball game in the South by men or women). Baer's rules, much different than Berenson's, divide the court according to number of players on a side—11 sections if 11 players, seven sections if seven on a side, etc. No dribbling or guarding is allowed. A player is given six seconds to aim and shoot the ball (later four). No backboards are allowed. Players may run only when the ball is in the air, and then only a few steps within their area. Goals are changed after each score so that offensive and defensive roles are reversed. Uniquely, the one-handed push shot is required (more than 40 years before the one-handed shot becomes popular in the men's game). A two-handed shot (and a two-handed pass) is a foul in Baer's game. Baer's rules are used widely across the South and in widely scattered places elsewhere until 1922, when Newcomb adopts "official" rules.

1901-02

- Noting the different sets of rules, Luther Gulick and other leaders at an 1899 physical training meeting in Springfield appoint four women at the meeting to form a Women's Basketball Committee to incorporate all modifications into one set of rules, with the health of the players the most important factor. Berenson heads the committee. It decides on Berenson's original three-court rules (in which only certain players play offense), plus five to 10 players on a side. These rules, edited by Berenson, are published in 1901 by Spalding Athletic Library. However, Baer's rules and men's rules also are used.

1903-04

- Halves are shortened to 15 minutes (from 20) in the first revised rules by the committee. To avoid the rush to retrieve the ball out of bounds, which had been allowed, the ball is awarded to an opponent of the player who caused it to go out. Six to nine players are on a side, 11 officials.

1905-06

- The National Women's Basketball Committee becomes part of the American Physical Education Association, known today as American Alliance for Health, Physical Education, Recreation and Dance (AAHPERD).

1906-07

- Five to nine players are on a side. Description of backboard follows design of present backboards.

1908-09

- Boxing up (two opponents guarding a player in the act of shooting) is a foul. Placing one hand on a ball already held by an opponent is a foul. Player is warned after third foul, sent to bench after fourth. Committee notes that some are using open-bottom baskets, and notes that officials must make certain the ball has passed through the basket.

1910-11

- Dribbling is eliminated.

1913-14

- Single dribble returns, retaining requirement that ball must bounce knee-high. If the court is small, the court can be divided in half and the center on five-player team (center had special markings) could play entire court but not shoot for a basket.

1916-17

- No coaching from sidelines during game—only at half time (a hardship since there still were no timeouts and no substitutions).

1917-18

- Player is warned after four fouls, disqualified after five. Center in small two-court game can shoot if she plays full court. Shooting foul now yields two free throws.

1918-19

- Substitutes can be used, but they may not re-enter the game. Bounce pass now legal. Throw-in from out of bounds awarded opponent for a violation (instead of free throw). Freedom to shoot reversed for roving center in small two-court game. Basket with open bottom now required (instead of closed basket with pull chain). Three timeouts of five minutes each are available. Rules are rewritten to conform with wording and sequence of men's rules "without in any way altering the spirit of the women's rules."

1921-22

- Two-handed overhead field goal now is worth one point (instead of two, because only vertical guarding is allowed and this shot has been perfected).

1922-23

- Must be at least six players on a side; maximum of nine remains. Tie games are allowed to stand "to minimize the emphasis on winning."

1924-25

- Eight-minute quarters with two minutes between quarters and a 10-minute half time. No coaching is allowed in the two minutes between quarters.

1925-26

- Goals scored by one-hand overhead throw, two-hand underhand throw, the shot-put throw and the throw with back to the basket also count as one point. Timeouts also used for injuries.

1926-27

- Timeouts reduced to two minutes (still five minutes for an injury).

1927-28

- Timeouts reduced from three to two per game.

1932-33

- Guarding on any plane is made legal (making the game much more exciting and skillful). All field goals now count two points. Two options to start the game—a center throw-in or a jump-up.

1933-34

- Must be two complete passes after a center throw-in (to prevent quick move on the basket).

1935-36

- Timeouts one minute each (still two per game).

1936-37

- Center throw-in mandatory (no jump-up to start game).

1938-39

- Two-court game with six players on a side is made mandatory (used experimentally for the two previous seasons by selected teams and proved highly popular). A team is three guards and three forwards; only forwards can score but all players are part of action.

1939-40

- Timeouts increased to three per game (number increased afterward until by mid-1970s five per game and one for each overtime, reflecting coach's greater importance).

1942-43

- Team scored against, either by field goal or free throw, gets ball at center court (previously, possession alternated after each goal, also at center court).

1945-46

- Team has choice of taking free throw or getting ball out of bounds at free-throw line.

1947-48

- Players must wear numbers both front and back (since 1927, only on back).

1949-50

- Three rules that had been experimental for one season become mandatory. They are a limited two-bounce dribble with no height definition, a timeout for all fouls and free throws, and guarding is redefined—one or both arms, legs or body in any plane now permitted. (The continuous dribble also had been allowed the experimental season, but respondents to a questionnaire prefer the limited dribble.)

1951-52

- Players can receive coaching during all timeouts and intermissions.

1953-54

- Tie game is permitted to continue for one or more extra periods with “sudden death” (scoring a total of two points) after the first extra period.

1955-56

- Three seconds in the lane is a violation.

1956-57

- Ball can be tied up with “both hands held firmly around the ball held by an opponent.”

1959-60

- Mandatory (after two seasons as an experiment) that missed free throw continues in play (bringing back the art of rebounding).

1960-61

- Tie ball permitted by either one or two hands held firmly on ball (making it possible to block a shot and encouraging faster passing and shooting).

1961-62

- After successful field goal or free throw, other team gets ball at the end line. Three-bounce dribble allowed.

1962-63

- After one experimental season, each team is permitted two players to rove the entire court and “snatching” the ball once again is permitted. Committee explains the former “provides more opportunity for team play and encourages all players to develop skills of shooting and both defensive and offensive tactics.”

1964-65

- Player can hold ball indefinitely if not closely guarded; five seconds if closely guarded (instead of three seconds). Part of old vertical guarding rule returns as “holding both arms extended horizontally” is prohibited. Two free throws awarded last two minutes of each half “to make it unprofitable to deliberately foul.” Officials now can remove a coach from the playing area for unsportsmanlike conduct. All these changes are made by a joint committee of the Division of Girls’ and Women’s Sports [now the National Association for Girls and Women in Sport (NAGWS)] and the Amateur Athletic Union (AAU). Its charge was to select the best from each group of rules to arrive at one set.

1966-67

- Continuous, unlimited dribble, used experimentally previous two seasons, becomes the official rule, making game much faster. Another two-season experiment, the 30-second clock, is made optional.

1968-69

- Coaching from the sidelines is no longer a foul.

1969-70

- Experimental use of five-player, full-court game, in combination with 30-second clock, is permitted for the first time, continues for a second season, and is highly popular.

1971-72

- Five-player, full-court game and 30-second clock is made official, with little fanfare. Thus the women’s game comes almost (but not quite) full circle back to the game designed by Dr. Naismith.

1975-76

- After one experimental season, 20-minute halves and the bonus free throw rule both become official. The latter awards no free throws on the first six common fouls of each half, then a free throw is awarded plus a bonus if it is made. Free throws never are taken for offensive fouls and always taken if against a player in the act of shooting—or in case of a flagrant foul. Half time is increased to 15 minutes.

1977-78

- Coach may call timeout—only on dead ball.

1978-79

- Injured player must be replaced, otherwise team must take timeout.

1979-80

- Mandatory that shot clocks be visible by 1980-81 season. Three free throws are awarded for intentional or flagrant foul on player in act of shooting, if attempt is missed.

1982-83

- It is a violation if the ball goes over the backboard from out of bounds.

1983-84

- Held ball becomes violation, not jump ball. Warning for first slap on hand of inbounder, then technical foul. Coach may call timeout after made field goal until opponent is positioned out of bounds. Bench selection is by home team, not coin toss. Women’s Basketball Coaches Association has membership on U. S. Girls’ and Women’s Basketball Rules Committee, which had been formed in 1979.

1984-85

- After two major research studies, committee legislates a smaller ball, about one inch less in circumference (becoming 28½ to 29 inches) and two ounces lighter (18 to 20 ounces) than the previous ball. (This is the same weight recommended by the original women’s committee in 1899.) Also, slapping ball in hand of inbounder is technical foul—no warning. Technical foul on bench also charged to head coach. All three and four free-throw awards are deleted.

1985-86

- Formation of the NCAA Women’s Basketball Rules Committee is approved at the 1985 NCAA Convention. The first changes determined by this group include: Offensive fouls only are on the player with ball—not the entire team. Fumble, dribble, fumble is allowed. Bottom lane space on free throw must be filled—no longer optional.

1986-87

- Coaches must stay in the coaching box and may not leave without the chance of a technical foul. Alternating possession arrow is introduced—jump ball to start game and overtimes. Only head coach may stand during live ball.

1987-88

- Three-point field goal is introduced and set at 19 feet, 9 inches from center of basket (after a year of experimentation). No goal is allowed when personal foul is committed by airborne shooter. Interrupted dribble is legal. Only the four marked lane spaces on the free-throw lane may be occupied. Men’s and women’s rules are in one rule book for first time.

1988-89

- Intentional foul is two shots plus possession. Any squad member who participates in a fight will be ejected from the game and will be placed on probation. If that player participates in a second fight during the season, she will be suspended for one game. A third fight involving the same person results in suspension for the rest of the season, including championship competition.

1989-90

- Closely guarded distance while holding the ball is six feet, not three. Timeouts 75 seconds, not 60. Technical fouls of any kind are two shots.

1990-91

- Three free throws for foul in act of shooting three-pointer if shot is missed. All alternating possessions inbound at closest spot. Goaltending a free throw is a technical foul.

1991-92

- Contact technical fouls count toward a player’s five fouls for disqualification and toward the bonus. The shot clock will be reset when the ball hits the rim instead of when the ball leaves the shooter’s hand. The fighting rule is amended. The first time any squad member or bench personnel participates in a fight she will be suspended for the team’s next game. If that same person participates in a second fight, she will be suspended for the rest of the season, including championship competition.

1992-93

- Unsporting technical fouls, in addition to contact technical fouls, count toward the five fouls for player disqualification and toward the team fouls in reaching bonus free-throw situations.

1993-94

- A foul shall be ruled intentional if, while playing the ball, a player causes excessive contact with an opponent.
- The game clock will be stopped after successful field goals in the last minute of the game and the last minute of any overtime period with no substitution allowed.
- The rule concerning the use of profanity is expanded to include abusive and obscene language in an effort to curtail verbal misconduct by players and coaches.

1994-95

- The inner circle at midcourt is eliminated.
- Teams are permitted to use the wide channel (one-quarter inch) black seam basketball.
- Scoring is restricted to a tap-in when three-tenths (.3) of a second or less remain on the game clock or shot clock.

- The fighting and suspension rules are expanded to include coaches and team personnel.

1995-96

- All unsporting technical fouls charged to anyone on the bench count toward the team foul total.
- An exception to the personal-foul penalty is adopted. When a foul occurs simultaneously with the horn to end the game, only those free throws necessary to determine a winner will be awarded. If a winner has already been determined when a foul occurs simultaneously with the horn to end the game, no free throws will be awarded.

1996-97

- Each team is entitled to one 20-second timeout per half of a regulation game. If a team has not used its 20-second timeout in the second half and the game goes into overtime, that 20-second timeout carries over to the extra period. No additional 20-second timeouts are allowed regardless of the number of overtime periods to be played.
- In an instance when fouls are committed by opponents at approximately the same time (i.e., double technical foul or double flagrant technical foul) and the free-throw penalties for each foul are the same, no free throws will be awarded and the ball will be awarded by the alternating possession arrow.

1997-98

- Beginning with the 10th foul in a half, two free throws are awarded for each common foul.
- The number of full-length timeouts allowed in games not involving commercial electronic media is changed from five to four. Two 20-second timeouts are still allowed but may be used at any time rather than one per half. The number of full-length timeouts allowed in games involving commercial electronic media is changed from three to two and the number of 20-second timeouts allowed is changed from two to three (including two that may be carried over to the second half).

1998-99

- A movable basket ring pulled down by a player and contacting the ball before the ring returns to its original position is basket interference.
- When a double personal foul is called, the ball will be awarded to the team that had team or player control when the foul was called. There will be no change in the possession arrow. The shot clock will not be reset.

1999-00

- Twenty-second timeouts increased to 30 seconds in length. New electronic media timeout format adopted.
- A maximum of five players on the free-throw lane. Players may not move from assigned lane spots.

2000-01

- All unsporting (direct) technical fouls committed by a coach, player or bench personnel will be penalized by awarding two free throws to the opponent and putting the ball back into play at the point of interruption. The team in possession of the ball at the time of the technical foul will retain possession.
- All administrative and conduct-of-player (indirect) technical fouls will be penalized by awarding one free throw to the opponent and putting the ball back into play at the point of interruption.
- Five players will still be permitted to occupy lane spaces during a free throw, but now the third defensive player on the lane will be permitted to line up at either the third or fourth position on either side of the lane.
- The electronic-media timeout format has been changed to include four 30-second timeouts and one 60-second timeout that may be called by a team. Three of the 30-second timeouts can be carried over to the second half. Conferences will not be allowed to extend the 60-second timeout because of an electronic-media contract.
- Coaches/players also will be given the flexibility to call consecutive 30-second timeouts in order to allow players to sit during those timeouts. The coach must indicate that two consecutive timeouts will be called when he or she calls the first for players to be permitted to sit. Players will continue to be prohibited from sitting during a single 30-second timeout.
- When a foul is committed by the defense on a throw-in after any score, the team putting the ball in play will not lose the ability to run the end line as it had in the past. The original rule rewarded the defensive team for fouling. Also, if a simultaneous held ball occurs during a throw-in situation and the possession arrow favors the throw-in team, the ball shall be awarded to the throw-in team but the shot clock will not be reset.
- Uniforms may include a logo or mascot at the center or apex of the neckline on a game jersey. Only a team abbreviation was permitted in that space previously.
- Also, the color, style and design of all teammates' game jerseys and game pants must be alike.

2001-02

- Four defensive players, two offensive players and the shooter will be allowed on the lane during a free throw situation. The defensive players at the bottom of the lane will line up above the box, eliminating the traditional first lane space.
- The first player who commits a lane violation in a free throw situation will be the only player penalized. If simultaneous lane violations were to occur, the penalty would remain a double violation.
- Officials shall be permitted to go to an official court-side monitor to determine if a try for goal is a three- or two-shot attempt, regardless of whether shot is made. This will enable them to use the information gathered from viewing a replay, when necessary, to decide whether two or three free throws shall be awarded. Previously, officials could not check the monitor unless the shot was made.
- After there is a flagrant or intentional foul after the opposing team scores, the offended team's throw-in player shall be permitted to run the end line after a missed free throw. The previous rule put ball back in play at a designated spot. This makes the rule agree with procedure used after a personal foul in the same situation. (This adds flagrant foul or intentional foul to 7-4.1.c. Rule 7-5.6 permits running the end line).
- All technical fouls, both direct and indirect, shall be penalized by two shots and the ball will be returned to the point of interruption (i.e., there is no change of possession) for the resumption of play. As before, direct technical fouls shall count toward disqualification and toward the team-foul total. Indirect shall count neither toward disqualification nor toward the team-foul total. In addition to the change in the penalty for all technical fouls, excessive technical fouls in the women's game will be penalized by two free throws and loss of possession of the ball.
- For games with electronic media, the first 30-second team timeout of the second half shall be expanded to a media timeout, the length of which is determined by the media agreement. Under the previous rule, the first 30-second team timeout in the first half was expanded to a media timeout, the length of which was determined by the media agreement. The purpose is so that the media timeout will still be available in television doubleheader situations when the first game overlaps into the second game and a media timeout might be missed.

2002-03

- No free throws will be awarded to the offended team for a foul committed by a member of the team in control of the ball when the bonus is in effect, as they were previously. Instead, the offended team will be awarded possession at a designated spot (out of bounds). Foul committed by the offense will continue to count toward disqualification and toward the team-foul total. Under the previous rule, the offended team shot the bonus free throws. This rules change is meant to keep the game moving and to make the penalties for offensive and defensive fouls more equitable in such situations.

2003-04

- At or near the end of any period, officials will be permitted to consult a court-side television monitor, when such monitor is available, to assist in determining if the game clock or shot clock expired before the release of a shot.
- The term intentional technical foul will be deleted. In a situation where contact is made during a deadball, a direct technical foul can be called in lieu of the previously used term. Assuming the contact doesn't merit a flagrant foul, which an official could still call, a direct technical foul will result in two free throws and returning the ball to play at the point of interruption, instead of loss of possession.

2004-05

- The committee recommended procedural adjustments to the game officials' use of courtside television monitors to better clarify last-second shots. The recommendations are intended to clarify game- and period-ending situations that caused confusion among fans, coaches and media last season. Use of a monitor will balance limiting interruptions of the game with ensuring that the correct call is made.
- In order to limit timeouts from occurring too close together, when a foul is committed that causes a dead ball at one of the specified times for media timeouts, then the free throw (s) shall be taken afterward. Currently, the free throw(s) are taken before the media timeout, which may result in media timeouts being used in close proximity of each other.
- In the points of emphasis, displacement remains from 2003-04. The areas in which the committee seeks greater enforcement of displacement as a foul include hand-checking, post play, screening, cutting and rebounding. The committee also noted that the principle of verticality rule should be enforced more closely with the way it appears in the rules.

2005-06

- Expanding on the rule from two seasons before, officials who consult a courtside monitor at the end of either half or any extra period can correct the official game time if needed and/or determine whether a foul was committed before time expired. Officials can also consult a courtside monitor any time during the game to correct a timer's mistake.
- The time allowed to replace a disqualified player was reduced from 30 to 20 seconds and the warning signal will be sounded five seconds before the expiration of the time limit.
- Violations when the ball has been intentionally kicked will no longer result in the reset of the shot clock to 30 seconds. When the violation occurs with 15 or fewer seconds remaining, the shot clock will be reset to 15 seconds. Otherwise, when the violation occurs with more than 15 seconds remaining, there shall be no reset of the shot clock.

2006-07

- A timeout will no longer be recognized when an airborne player's momentum carries him or her out-of-bounds or into the backcourt. The committee's rationale was that often the player already committed a violation before a timeout was granted. It was felt that the play is happening too frequently in the current game.



2006 Results, All Divisions



2005-06 Results—All Divisions

Following is an alphabetical listing of the 2005-06 season's game-by-game scores for the women's teams of the member colleges and universities of the National Collegiate Athletic Association. Below each team's name and location appear the name of its 2005-06 head coach and his or her alma mater (if reported to the NCAA). Divisional designation for each team is indicated in the upper right-hand corner of each listing.

Circles (•) indicate home games, daggers (†) indicate neutral-site games and section symbols (§) indicate forfeits. Games played and subsequently forfeited do not alter records.

All records are restricted to varsity games between four-year college institutions.

ABILENE CHRISTIAN	
Abilene, TX 79699.....II	
Coach: Shawna Lavender, Southern Methodist 1997	
2005-06 RESULTS (12-15)	
73 Incarnate Word †.....51	
54 St. Edward's.....66	
78 Northwest Mo. St. •.....79	
66 Incarnate Word.....44	
66 Tex. A&M-Commerce.....70	
66 Central Okla. •.....64	
64 Northeastern St. •.....57	
68 Angelo St. •.....83	
74 St. Martin's †.....87	
55 Mont. St.-Billings.....65	
82 East Central.....78	
73 Southeastern Okla.....89	
55 Angelo St.74	
77 Southwestern Okla. •.....62	
69 Cameron •.....73	
61 West Tex. A&M •.....66	
83 Eastern N.M. •.....63	
71 Tex. A&M-Kingsville.....67	
84 Texas Woman's.....79	
64 Tarleton St. •.....70	
72 Midwestern St.....77	
59 Tarleton St.....83	
62 Midwestern St. •.....52	
67 West Tex. A&M.....82	
85 Eastern N.M.....76	
87 Tex. A&M-Kingsville •.....64	
60 Texas Woman's •.....72	

Nickname: Wildcats
Colors: Purple & White
Arena: Moody Coliseum
Capacity: 4,600; Year Built: 1968
AD: Jared Mosley
SID: Lance Fleming

ADAMS ST.	
Alamosa, CO 81102.....II	
Coach: Jeff Storm, Boston U. 1993	
2005-06 RESULTS (4-23)	
58 West Tex. A&M •.....86	
48 Pittsburg St. •.....59	
74 Winona St. †.....64	
42 Wayne St. (Neb.) †.....57	
53 Minn. St. Mankato †.....69	
47 Neb.-Omaha.....92	
52 Metro St. •.....65	
68 Regis (Colo.) •.....83	
55 Colo. Christian.....56	
41 Colorado Mines.....63	
51 Northwest Nazarene.....71	
55 Northwest Nazarene.....80	
75 Neb.-Kearney •.....76	
55 Chadron St.....63	
39 Fort Hays St.....68	

72 Fort Lewis •.....67	
50 Colorado St.-Pueblo •.....65	
59 Mesa St.....74	
56 Western St.....59	
57 N.M. Highlands •.....47	
48 UC-Colo. Spgs. •.....60	
49 Western St. •.....52	
78 Mesa St. •.....82	
53 UC-Colo. Spgs.....47	
66 N.M. Highlands.....76	
58 Fort Lewis.....69	
43 Colorado St.-Pueblo.....51	

Nickname: Grizzlies
Colors: Green & White
Arena: Plachy Hall
Capacity: 2,300; Year Built: 1960
AD: Larry Mortensen
SID: Chis Day

ADELPHI	
Garden City, NY 11530-0701...II	
Coach: Kelley Watts, Rutgers 1986	
2005-06 RESULTS (15-13)	
57 Bentley •.....64	
46 Assumption.....75	
54 Stonehill †.....69	
75 Molloy.....46	
78 Queens (N.Y.).....76	
67 Bryant.....68	
88 Mercy •.....64	
69 Bridgeport •.....57	
65 Pace •.....75	
72 NYIT •.....65	
51 St. Rose.....66	
66 Merrimack.....55	
66 Dowling.....75	
73 New Haven •.....88	
83 Concordia (N.Y.).....72	
73 St. Thomas Aquinas.....64	
58 C.W. Post •.....46	
60 Molloy •.....49	
84 Queens (N.Y.) •.....69	
75 Mercy.....63	
60 Bridgeport.....66	
52 C.W. Post.....57	
60 NYIT.....66	
67 Dowling.....35	
71 New Haven.....78	
80 Concordia (N.Y.) •.....61	
73 St. Thomas Aquinas •.....59	
51 C.W. Post •.....60	

Nickname: Panthers
Colors: Black & Gold
Arena: Woodruff Hall
Capacity: 800; Year Built: 1929
AD: Robert E. Hartwell
SID: Suzette McQueen

ADRIAN	
Adrian, MI 49221.....III	
Coach: Kathy Lee Morris, Muskingum 89	
2005-06 RESULTS (9-16)	
72 Davenport †.....86	
78 Marygrove •.....62	
67 Siena Heights.....58	
67 Ohio Northern.....79	
53 Albion •.....65	
50 St. Mary's (Ind.).....67	
65 Kalamazoo •.....78	
54 Anderson (Ind.).....75	
43 Calvin.....63	
63 Defiance.....56	
73 Bluffton •.....54	
47 Hope •.....81	
50 Olivet.....74	
60 Alma.....70	
56 Tri-State •.....63	
53 St. Mary's (Ind.) •.....52	
67 Kalamazoo.....58	
57 Calvin •.....83	
67 Hope.....103	
67 Olivet •.....65	
55 Alma.....70	
64 Tri-State.....58	
63 Rochester College.....47	
68 Albion.....79	
46 Calvin.....75	

Nickname: Bulldogs
Colors: Gold & Black
Arena: Merrillat Center
Capacity: 1,350; Year Built: 1990
AD: Michael Duffy
SID: Aaron Klotz

AGNES SCOTT	
Decatur, GA 30030-3797.....III	
Coach: Joeleen Akin, Kansas St. 1991	
2005-06 RESULTS (15-13)	
48 Montevallo.....74	
37 West Ga. †.....67	
65 Toccoa Falls.....78	
73 Huntingdon •.....62	
64 Piedmont •.....63	
68 LaGrange.....49	
41 Southern Wesleyan •.....67	
54 Spelman •.....32	
66 Oglethorpe.....82	
60 LaGrange •.....46	
71 Atlanta Christian •.....52	
77 Wesleyan (Ga.).....26	
81 Fisk •.....21	
60 Huntingdon.....69	
85 Free Will Baptist •.....57	
56 Maryville (Tenn.) •.....63	
49 Charleston So.....82	
67 Fisk.....31	
56 Atlanta Christian.....73	
74 Wesleyan (Ga.) •.....27	
40 Maryville (Tenn.).....74	
33 Kennesaw St.....65	
79 Spelman.....51	
81 Toccoa Falls •.....39	
55 Piedmont.....83	
47 Spelman †.....37	
60 Piedmont †.....44	
29 Maryville (Tenn.) †.....66	

Nickname: Scotties
Colors: Purple & White
Arena: Woodruff Activities Bldg.
Capacity: 800; Year Built: 1988
AD: Joeleen Akin
SID: Ms. Alex Stewart

AIR FORCE	
USAF Academy, CO 80840-5001I	
Coach: Ardie McInelly, Boise St. 1982	
2005-06 RESULTS (13-15)	
67 Northern Colo. •.....60	
97 Utah Valley St.....70	
78 Weber St.....65	
58 Bucknell •.....41	
63 Stephen F. Austin •.....67	
60 Utah St.....56	
81 Montana St.....61	
59 Denver •.....65	
68 UC-Colo. Spgs. •.....56	
73 Army •.....61	
76 Western St. •.....34	
43 Brigham Young.....64	
63 San Diego St.....59	
55 Wyoming •.....64	
57 TCU.....71	
45 Utah.....90	
54 New Mexico •.....59	
56 UNLV •.....66	
76 Colorado St.....60	
44 Brigham Young •.....67	
74 San Diego St. •.....45	
33 Wyoming.....59	
79 TCU •.....84	
53 Utah •.....79	
53 New Mexico.....79	
62 UNLV.....80	
79 Colorado St. •.....65	
47 Utah †.....67	

Nickname: Falcons
Colors: Blue & Silver
Arena: Clune Arena
Capacity: 5,949; Year Built: 1968
AD: Hans J. Mueh
SID: Melissa McKeown

AKRON	
Akron, OH 44325.....I	
Coach: Kelly Kennedy, Case Reserve 1993	
2005-06 RESULTS (5-23)	
54 Dayton.....61	
46 Pittsburgh.....91	
59 Cleveland St. •.....62	
73 Montana St. •.....60	
54 Duquesne.....72	
48 Drake.....73	
43 Iowa St.....76	
50 Youngstown St. •.....58	
73 Jacksonville St. •.....70	
55 Dartmouth.....71	
53 Lafayette †.....52	
54 Bowling Green.....71	
38 Kent St.....62	
54 Miami (Ohio) •.....65	
63 Buffalo •.....68	
55 Ohio.....63	
67 Northern Ill. •.....75	
66 Ball St.....67	
58 Western Mich. •.....62	
51 Eastern Mich.....68	
69 Toledo.....66	
44 Central Mich. •.....60	
48 Bowling Green •.....80	
33 Kent St. •.....52	
56 Miami (Ohio).....51	
62 Buffalo.....72	
56 Ohio •.....66	
46 Ball St.....71	

Nickname: Zips
Colors: Blue & Gold

Arena: James A. Rhodes Arena
Capacity: 5,500; Year Built: 1983
AD: Mack Rhoades
SID: Melanie Schneider

ALABAMA

Tuscaloosa, AL 35487.....I

Coach: Stephany Smith, Harding 1988

2005-06 RESULTS (9-19)

52	Washington •	56
77	Santa Clara •	71
48	Virginia †	69
76	Nevada †	46
81	Alabama A&M •	55
62	UAB.....	70
54	Southeastern La. •	49
69	South Dakota St.	78
56	North Dakota St.	68
76	Ga. Southern •	71
66	Southern U. †	51
48	South Ala.	56
55	East Caro. •	61
44	Florida.....	59
68	Auburn.....	54
75	Arkansas •	73
43	LSU.....	79
48	South Carolina •	67
56	Auburn.....	65
54	Tennessee.....	89
53	Vanderbilt •	65
59	Georgia.....	84
67	Mississippi •	77
61	Mississippi St.	59
65	Tennessee •	82
61	LSU •	86
60	Kentucky.....	80
62	Vanderbilt †	84

Nickname: Crimson Tide
Colors: Crimson & White
Arena: Coleman Coliseum
Capacity: 15,341; Year Built: 1968
AD: Mal Moore
SID: Corey Hoodjer

ALABAMA A&M

Normal, AL 35762.....I

Coach: Altherias Warmley, UAB 1990

2005-06 RESULTS (13-16)

29	Vanderbilt.....	80
76	Savannah St. •	49
55	Alabama.....	81
76	Tuskegee •	56
38	Arkansas St.	61
67	South Carolina St. •	62
77	UAB.....	82
58	Penn St. †	80
44	Jackson St.	41
62	Grambling.....	53
57	Ark.-Pine Bluff •	65
73	Mississippi Val. •	59
43	Alabama St.	50
59	Savannah St.	43
64	Southern U.	69
54	Alcorn St.	59
54	Prairie View •	43
64	Texas Southern •	50
64	Ark.-Pine Bluff.....	53
55	Mississippi Val.	56
53	Alabama St. •	57
58	Southern U. •	56
57	Alcorn St. •	48
50	Prairie View.....	60
57	Texas Southern.....	73
50	Jackson St. •	71
68	Grambling.....	73
64	Mississippi Val. †	59
55	Southern U. †	58

Nickname: Lady Bulldogs

Colors: Maroon & White
Arena: Elmore Building
Capacity: 6,000; Year Built: 1973
AD: James A. Martin Sr.
SID: William Bright Jr.

ALABAMA ST.

Montgomery, AL 36101-0271I

Coach: Freda Freeman-Jackson, Alabama St. 1984

2005-06 RESULTS (15-15)

59	UNLV †	81
56	Harvard †	69
39	Ill.-Chicago.....	84
60	Savannah St.	56
75	Stillman •	37
62	Missouri.....	68
46	Georgia Tech.....	76
55	Brown †	67
79	Grambling.....	69
51	Jackson St.	52
45	Mississippi Val. •	56
55	Ark.-Pine Bluff •	48
50	Alabama A&M •	43
49	Alcorn St.	56
57	Southern U.	51
57	Texas Southern •	55
61	Prairie View •	51
65	Mississippi Val.	62
55	Ark.-Pine Bluff.....	61
57	Alabama A&M.....	53
64	Savannah St. •	54
51	Alcorn St. •	59
61	Southern U. •	69
51	Texas Southern.....	55
61	Prairie View.....	57
78	Grambling •	77
56	Jackson St. •	76
57	Alcorn St. †	45
67	Jackson St. †	57
58	Southern U. †	61

Nickname: Lady Hornets
Colors: Black & Old Gold
Arena: Joe L. Reed Acadome
Capacity: 7,400; Year Built: 1992
AD: Patrick Carter
SID: A.A. Moore

UAB

Birmingham, AL 35294-0110I

Coach: Audra Smith, Virginia 1992

2005-06 RESULTS (14-14)

55	Georgia Tech •	68
68	La.-Monroe.....	70
73	Jackson St. •	62
58	Chattanooga.....	84
52	Mississippi.....	71
70	Alabama •	62
82	Alabama A&M •	77
71	Middle Tenn. •	69
66	Western Ky. •	61
73	Mississippi St. •	59
70	South Ala. •	61
53	East Caro. •	59
65	Marshall •	75
60	Tulsa.....	57
49	SMU.....	54
61	Memphis.....	58
69	UTEP.....	72
73	Southern Miss. •	70
90	UCF •	78
101	Memphis •	60
84	Tulane.....	86
78	Marshall.....	82
96	East Caro.	94
74	UCF.....	65
66	Southern Miss.....	76
69	Rice •	83

71	Houston •	74
46	East Caro. †	47

Nickname: Lady Blazers
Colors: Forest Green & Old Gold
Arena: Bartow Arena
Capacity: 8,500; Year Built: 1988
AD: Richard Margison
SID: Katie O'Brien

ALA.-HUNTSVILLE

Huntsville, AL 35899II

Coach: Jeff Keller, Lipscomb 1996

2005-06 RESULTS (14-13)

63	Martin Methodist.....	66
58	Christian Bros. •	48
62	Stillman.....	63
66	Henderson St. •	67
67	Harding.....	61
53	Ouachita Baptist †	66
68	Stillman •	49
74	Martin Methodist •	65
69	Kentucky St.	60
53	Ouachita Baptist •	63
79	Southern Ind.	85
72	West Ala. •	62
69	Montevallo.....	52
51	West Fla.....	73
59	Valdosta St.	66
66	West Ga. •	71
61	Lincoln Memorial.....	53
62	North Ala.....	75
59	Oakland City.....	70
63	Valdosta St. •	58
53	West Fla.	72
64	Montevallo.....	57
83	West Ala.....	79
77	West Ga.....	73
75	Lincoln Memorial •	59
95	North Ala. •	89
28	Delta St. †	52

Nickname: Chargers
Colors: Royal Blue & White
Arena: Spragins Hall
Capacity: 2,000; Year Built: 1969
AD: James E. Harris
SID: Antoine Bell

ALAS. ANCHORAGE

Anchorage, AK 99508.....II

Coach: Jody Hensen,
Northern Ariz. 1995

2005-06 RESULTS (13-14)

72	San Diego Christian •	64
78	San Diego Christian •	49
51	Central Conn. St. •	77
54	Furman •	74
73	Colo. Christian •	47
70	Colo. Christian •	29
66	Dist. Columbia •	60
64	Eastern N.M. •	59
62	Eastern N.M. •	61
67	Humboldt St. •	75
64	Western Ore. •	45
72	Alas. Fairbanks.....	80
54	Central Wash.....	93
44	Western Wash.....	94
61	St. Martin's •	62
43	Seattle •	60
55	Northwest Nazarene.....	66
74	Seattle Pacific.....	88
67	Alas. Fairbanks •	61
62	Western Wash. •	74
70	Central Wash. •	64
40	Seattle.....	51
65	St. Martin's.....	58
34	Seattle Pacific •	67
68	Northwest Nazarene •	39
68	Western Ore.....	49

51	Humboldt St.	60
----	--------------	----

Nickname: Seawolves
Colors: Green & Gold
Arena: Wells Fargo Sports Complex
Capacity: 1,250; Year Built: 1977
AD: Steve Cobb
SID: Nate Sagan

ALAS. FAIRBANKS

Fairbanks, AK 99775-7500II

Coach: Lynne Andrew, Montana St.
1991

2005-06 RESULTS (7-19)

65	UC San Diego.....	79
49	Sonoma St. †	74
68	Cal St. Chico.....	96
58	UC San Diego.....	69
84	Grand Canyon.....	57
69	Grand Canyon.....	65
71	Dist. Columbia •	58
54	Dist. Columbia •	75
74	Western Ore. •	50
78	Humboldt St. •	81
80	Alas. Anchorage •	72
61	Western Wash.....	93
58	Central Wash.....	86
50	Seattle •	68
85	St. Martin's •	97
48	Seattle Pacific.....	91
54	Northwest Nazarene.....	74
61	Alas. Anchorage.....	67
58	Central Wash. •	71
42	Western Wash. •	90
77	St. Martin's.....	66
49	Seattle.....	55
58	Northwest Nazarene •	73
56	Seattle Pacific •	86
59	Humboldt St.	71
51	Western Ore.....	50

Nickname: Nanooks
Colors: Blue & Gold
Arena: Patty Center
Capacity: 2,000; Year Built: 1962
AD: Forrest Karr
SID: Jamie Schanback

ALBANY ST. (GA.)

Albany, GA 31705.....II

Coach: Robert Skinner, Murray St. 1979

2005-06 RESULTS (12-16)

36	Valdosta St.	71
50	Delta St. •	55
68	LeMoyn-Owen.....	76
63	Miles.....	70
42	West Fla.....	65
32	Valdosta St. •	60
39	Delta St.....	53
51	Florida Tech †	47
51	Claffin †	54
61	Stillman.....	62
70	Tuskegee.....	67
80	Lane •	70
76	Kentucky St. •	68
59	Fort Valley St. •	65
68	Benedict.....	60
65	Paine.....	68
61	Lane.....	58
85	Kentucky St.....	55
65	LeMoyn-Owen •	51
57	Miles •	44
59	Clark Atlanta •	54
53	Stillman •	56
73	Tuskegee •	62
62	Clark Atlanta.....	57
68	Fort Valley St.....	69
61	Benedict •	73
49	Paine •	54
41	Stillman †	44

Nickname: Lady Rams
 Colors: Blue & Gold
 Arena: HPER Gymnasium
 Capacity: 4,000; Year Built: 1998
 AD: Joshua Murfree, Jr.
 SID: Edythe Bradley

ALBANY (N.Y.)

Albany, NY 12222.....II

Coach: Trina Patterson, Virginia 1987

2005-06 RESULTS (7-21)

54	Niagara †.....	47
49	St. Bonaventure †.....	59
55	Siena.....	61
66	Morgan St. •.....	56
60	Army.....	72
56	UNLV †.....	78
58	Columbia †.....	54
52	Syracuse •.....	70
44	Connecticut.....	78
50	Charleston So.....	51
53	Savannah St.....	42
50	Hartford •.....	70
52	Maine.....	60
38	Vermont •.....	67
62	New Hampshire •.....	58
52	Boston U.....	69
41	UMBC.....	48
49	Binghamton.....	70
46	Stony Brook •.....	68
50	Boston U. •.....	65
53	Hartford.....	70
52	Maine •.....	61
65	Vermont.....	62
55	New Hampshire.....	70
71	Stony Brook.....	80
56	Binghamton •.....	77
63	UMBC •.....	55
56	Maine †.....	73

Nickname: Great Danes
 Colors: Purple & Gold
 Arena: Recreation & Convocation Center
 Capacity: 5,000; Year Built: 1992
 AD: Lee McElroy
 SID: Brian DePasquale

ALBERTUS MAGNUS

New Haven, CT 06511-1189...III

Coach: Ed Panzo, Southern Miss. 1974

2005-06 RESULTS (8-17)

38	Wheaton (Mass.) †.....	67
70	Mass. Liberal Arts †.....	40
62	Hartwick •.....	86
48	Western Conn. St. •.....	82
59	John Jay.....	71
48	Westfield St. •.....	60
83	Connecticut Col. •.....	75
42	Brooklyn •.....	54
43	Wesleyan (Conn.) •.....	60
52	Daniel Webster.....	64
53	Emmanuel (Mass.) •.....	85
44	Pine Manor.....	52
57	Simmons.....	69
71	St. Joseph (Conn.) •.....	64
73	Anna Maria.....	61
68	Southern Vt. •.....	40
44	Western New Eng. •.....	68
49	Emerson.....	66
69	Rivier.....	46
51	Suffolk.....	61
63	Mitchell.....	59
55	Johnson & Wales (R.I.) •.....	72
57	Coast Guard •.....	75
58	Newbury.....	46
58	Norwich.....	59

Nickname: Falcons
 Colors: Royal Blue & White
 Arena: Cosgrove Marcus Messer Cr

Capacity: 700; Year Built: 1989
 AD: Jennifer Pacelli
 SID: Jeffrey E. Mills

ALBION

Albion, MI 49224.....III

Coach: Doreen Belkowski,
 Oakland 1994

2005-06 RESULTS (17-9)

51	St. Mary's (Ind.).....	55
72	Dominican (Ill.) †.....	40
78	Mt. St. Joseph.....	66
66	John Carroll.....	56
80	Goshen •.....	47
73	Anderson (Ind.) •.....	39
65	Adrian.....	53
78	Hope •.....	82
59	Spring Arbor.....	70
53	Olivet.....	64
80	Mt. St. Joseph †.....	53
55	Wittenberg.....	50
90	Alma •.....	82
50	Calvin •.....	51
78	Tri-State •.....	56
75	Kalamazoo.....	57
85	Rochester College •.....	35
50	Hope.....	69
75	Olivet •.....	79
89	Alma.....	58
62	Calvin.....	71
77	Tri-State.....	58
70	Kalamazoo •.....	64
77	St. Mary's (Ind.) •.....	58
79	Adrian •.....	68
58	Olivet •.....	65

Nickname: Britons
 Colors: Purple & Gold
 Arena: Kresge Gymnasium
 Capacity: 1,380; Year Built: 1925
 AD: Lisa Roschek
 SID: Bobby Lee

ALBRIGHT

Reading, PA 19612-5234.....III

Coach: Janice Luck, Albright 1996

2005-06 RESULTS (14-11)

65	Muhlenberg.....	71
55	Cabrini †.....	36
59	Alvernia.....	64
66	Moravian.....	80
54	Elizabethtown •.....	73
77	Penn St.-Berks.....	48
65	Centenary (N.J.).....	61
93	Lancaster Bible.....	47
57	Ursinus •.....	49
67	Drew.....	54
62	Immaculata.....	50
88	Keystone •.....	34
62	Widener •.....	54
60	Messiah.....	76
70	Lebanon Valley.....	62
65	Gwynedd-Mercy •.....	59
72	Juniata •.....	40
62	Susquehanna.....	47
67	Elizabethtown.....	75
58	Moravian •.....	63
53	Messiah.....	78
60	Widener.....	64
55	Susquehanna •.....	47
45	Lebanon Valley •.....	49
57	Juniata.....	72

Nickname: Lions
 Colors: Red & White
 Arena: Bollman Center
 Capacity: 2,500; Year Built: 1952
 AD: Stephen George
 SID: Jeff Feiler

ALCORN ST.

Alcorn State, MS 39096-7500...I

Coach: Shirley Walker, Alcorn St. 1968

2005-06 RESULTS (11-16)

58	Stephen F. Austin.....	82
64	Northwestern St. †.....	72
64	Florida A&M †.....	57
75	Murray St. †.....	100
56	Ark.-Pine Bluff †.....	51
59	Kent St. †.....	82
73	Birmingham-So. †.....	75
44	Louisiana Tech.....	77
65	Texas Southern.....	59
79	Prairie View.....	78
59	Jackson St. •.....	60
71	Grambling •.....	73
71	Mississippi Val.....	74
61	Ark.-Pine Bluff.....	71
56	Alabama St. •.....	49
59	Alabama A&M •.....	54
49	Southern U.....	64
48	Jackson St.....	70
71	Grambling.....	57
54	Mississippi Val. •.....	63
64	Ark.-Pine Bluff •.....	45
59	Alabama St.....	51
48	Alabama A&M.....	57
62	Southern U. •.....	69
69	Texas Southern •.....	43
73	Prairie View •.....	52
45	Alabama St. †.....	57

Nickname: Lady Braves
 Colors: Purple & Gold
 Arena: Davey Whitney Complex
 Capacity: 7,000; Year Built: 1974
 AD: Robert H. J. Raines
 SID: Josh Bean

ALDERSON-BROADDUS

Philippi, WV 26416.....II

Coach: Michael Wagstaff,
 Taylor-Ft. Wayne 1994

2005-06 RESULTS (1-24)

65	Edinboro †.....	97
67	Kutztown.....	91
55	Presbyterian •.....	67
52	Lock Haven •.....	78
56	Central Wash. †.....	87
61	Seattle.....	69
71	West Liberty St.....	92
82	Salem Int'l.....	88
89	Ohio Valley •.....	101
73	Wheeling Jesuit •.....	84
59	Shepherd •.....	82
55	Bluefield St.....	60
77	West Va. Tech.....	63
60	West Virginia St. •.....	67
73	Charleston (W.V.) •.....	85
65	Concord.....	78
72	Fairmont St. •.....	101
61	Davis & Elkins •.....	78
66	West Va. Wesleyan.....	90
73	Glenville St. •.....	107
64	Davis & Elkins.....	70
72	West Va. Wesleyan •.....	89
66	Shepherd.....	89
67	Glenville St.....	101
49	Wheeling Jesuit.....	88

Nickname: Battlers
 Colors: Blue, Gray & Gold
 Arena: Rex Pyles Arena
 Capacity: 3,000; Year Built: 1970
 AD: Jerrell D. Long
 SID: Carrie Bodkins

ALFRED

Alfred, NY 14802.....III

Coach: Michele Finn, Alfred 91

2005-06 RESULTS (5-20)

47	Medaille.....	68
69	Hilbert †.....	44
47	Hilbert.....	58
41	Medaille •.....	79
60	Houghton.....	44
64	Connecticut Col. †.....	47
59	Johnson & Wales (R.I. †.....	71
51	Geneseo St. •.....	57
57	Potsdam St. •.....	52
49	St. Lawrence •.....	61
45	Hartwick.....	58
66	Utica.....	74
52	Pa. Col. of Bible.....	57
57	Nazareth •.....	63
66	Rochester Inst. •.....	71
34	St. John Fisher.....	71
43	Ithaca.....	73
49	Elmira.....	75
37	Utica •.....	49
50	Hartwick •.....	64
67	St. John Fisher •.....	80
71	Elmira •.....	63
53	Ithaca •.....	72
43	Rochester Inst.....	56
48	Nazareth.....	70

Nickname: Saxons
 Colors: Purple & Gold
 Arena: James A. McLane P.E. Ctr.
 Capacity: 3,200; Year Built: 1971
 AD: James M. Moretti
 SID: Mark Whitehouse

ALLEGHENY

Meadville, PA 16335.....III

Coach: Jennifer Reimer, Lycoming 1994

2005-06 RESULTS (18-9)

62	Waynesburg •.....	63
63	Thiel •.....	60
62	Wash. & Jeff. •.....	70
71	Mount Union.....	77
71	Bethany (W.V.).....	60
58	Kenyon.....	64
61	Westminster (Pa.).....	48
62	Ohio Wesleyan.....	47
66	Oberlin.....	28
80	Grove City •.....	72
83	Thiel †.....	73
59	Otterbein.....	83
50	Wittenberg.....	63
88	Earlham.....	52
61	Denison •.....	51
93	Oberlin.....	55
65	Kenyon •.....	56
70	Wooster.....	52
65	Ohio Wesleyan •.....	63
65	Hiram.....	50
88	Earlham •.....	74
54	Wittenberg •.....	57
63	Wooster.....	62
61	Denison.....	57
80	Hiram •.....	61
89	Earlham.....	72
42	Denison †.....	59

Nickname: Gators
 Colors: Blue, Gray & Gold
 Arena: Wise Center
 Capacity: 1,000; Year Built: 1997
 AD: Betsy Mitchell
 SID: Bill Salyer

ALMA

Alma, MI 48801III

Coach: Charles Goffnett,
Central Mich. 1980

2005-06 RESULTS (13-12)

69 Hope	76
72 Wooster	59
94 Seton Hill †	74
55 Calvin •	58
84 Bethany (W.V.)	73
83 Ohio Dominican †	78
45 Aquinas	60
68 St. Mary's (Ind.) •	74
83 Apprentice •	52
69 Cornerstone •	79
82 Albion	90
72 Tri-State •	61
75 Kalamazoo	55
70 Adrian •	60
57 Olivet	79
55 St. Mary's (Ind.)	57
58 Albion •	89
68 Tri-State	50
71 Kalamazoo •	63
70 Adrian	55
60 Olivet •	56
49 Hope •	71
56 Calvin	64
49 St. Mary's (Ind.)	46
52 Calvin	63

Nickname: Scots
Colors: Maroon & Cream
Arena: Capparet Gymnasium
Capacity: 3,000; Year Built: 1969
AD: Ellen Curtis
SID: Lindsay Carpenter

ALVERNIA

Reading, PA 19607III

Coach: Kevin Calabria, Notre Dame 74

2005-06 RESULTS (14-13)

54 Ursinus †	69
63 Grove City †	69
64 Albright •	59
54 Juniata †	59
52 New York U.	82
48 Misericordia	59
66 York (Pa.)	83
60 DeSales •	73
69 Immaculata	74
68 Cedar Crest •	35
63 Gwynedd-Mercy	76
64 Arcadia •	49
72 Marywood	64
62 Cabrini •	40
69 Rosemont	63
69 Arcadia	49
74 Misericordia •	50
67 Wesley	72
75 Eastern •	48
67 Randolph-Macon •	79
75 Cedar Crest	61
88 Neumann •	57
71 Gwynedd-Mercy •	85
85 Marywood •	31
59 Swarthmore	50
55 Cabrini •	35
37 Gwynedd-Mercy	67

Nickname: Crusaders
Colors: Maroon & Gold
Arena: Physical Education Center
Capacity: 1,200; Year Built: 1987
AD: John McCloskey
SID: Jon King

ALVERNO

Milwaukee, WI 53219III

Coach: Sue Hansen, Nebraska 1976

2005-06 RESULTS (5-21)

42 Concordia (Wis.) •	72
55 Augsburg •	88
56 Moody Bible •	45
45 Olivet	65
75 Rochester College †	79
49 Dominican (Ill.) •	75
53 Milwaukee Engr.	63
25 Lakeland	60
29 Concordia (Ill.)	56
45 Eureka	71
43 Concordia (Mich.)	78
52 Marian (Wis.) •	70
48 Edgewood •	67
46 Wis. Lutheran •	54
55 Maranatha Baptist •	38
49 Moody Bible	56
62 Concordia (Wis.)	81
37 Wis. Lutheran	52
59 Edgewood	92
48 Marian (Wis.)	68
59 Maranatha Baptist	53
34 Lakeland •	55
70 Milwaukee Engr. •	63
42 Dominican (Ill.)	54
50 Maranatha Baptist •	57

Nickname: Inferno
Colors: Red, Black, White
AD: Sue Hansen
SID: Heather Burtman

AMERICAN

Washington, DC 20016I

Coach: Melissa McFerrin, Missouri 1993

2005-06 RESULTS (7-21)

54 Towson	67
38 Delaware •	64
53 Seton Hall †	64
74 Western Mich. †	72
56 UMBC •	68
71 Wagner •	58
48 Furman	61
70 Penn •	68
65 Howard	74
60 Georgetown	64
54 St. Peter's	68
60 UNC Wilmington †	64
42 Liberty	66
41 Lehigh •	60
43 Bucknell •	66
74 Colgate	63
66 Army •	75
55 Holy Cross	59
60 Navy	70
75 Lafayette •	74
75 Lehigh	68
38 Bucknell	73
63 Colgate •	72
49 Army	73
55 Holy Cross •	74
89 Navy •	81
66 Lafayette	73
49 Holy Cross	57

Nickname: Eagles
Colors: AU Red, White & Blue
Arena: Bender Arena
Capacity: 4,500; Year Built: 1988
AD: Joni Comstock
SID: Anthony Wilson

AMERICAN INT'L

Springfield, MA 01109-3189II

Coach: Peter Cinella,
Western New Eng. 90

2005-06 RESULTS (26-8)

60 Dowling	54
77 Bloomfield •	55
62 Bryant •	48
56 Southern Conn. St.	42
78 St. Rose •	69
61 Pace	60
68 Assumption	47
69 Merrimack	55
108 Post •	46
72 Southern N.H. †	47
78 St. Thomas Aquinas †	51
54 Stonehill	59
66 Merrimack •	42
64 Bentley	69
58 Bryant	51
68 Assumption •	63
51 Southern Conn. St. •	48
44 St. Rose	63
56 Pace •	62
56 Mass.-Lowell	49
64 Southern N.H. •	55
65 Franklin Pierce	60
71 St. Anselm •	56
49 St. Michael's	61
73 Le Moyn •	69
71 Stonehill •	70
59 Bentley	67
58 St. Rose •	59
71 St. Rose †	59
70 Stonehill †	46
48 Southern Conn. St.	40
86 Emporia St. †	79
70 St. Cloud St. †	58
52 Grand Valley St. †	58

Nickname: Yellow Jackets
Colors: Gold, White & Black
Arena: Henry A. Butova Gymnasium
Capacity: 2,500; Year Built: 1965
AD: Richard F. Bedard
SID: Greg Royce

AMHERST

Amherst, MA 01002-5000III

Coach: Lynn Hersey, Plymouth St. 2000

2005-06 RESULTS (10-15)

71 Emerson •	36
44 Norwich •	48
55 Mount Holyoke	62
51 Keene St. •	58
40 Western New Eng. †	65
64 Westfield St.	46
43 Clark (Mass.)	59
68 Skidmore •	49
67 Smith •	54
49 Redlands	58
49 Williams •	54
63 Hamilton •	53
71 Trinity (Conn.)	58
51 Wesleyan (Conn.) •	65
75 Connecticut Col. •	39
50 Bowdoin	80
59 Colby	45
53 Wesleyan (Conn.)	58
63 Williams	77
58 Middlebury •	50
50 Springfield	56
41 Bates	83
41 Tufts	62
64 Russell Sage •	38
39 Williams	55

Nickname: Lord Jeffs
Colors: Purple & White
Arena: Lefrak Gymnasium
Capacity: 2,450; Year Built: 1986

AD: Suzanne R. Coffey
SID: Tanner Lipsett

ANDERSON (IND.)

Anderson, IN 46012-3495III

Coach: Marcie Taylor, Anderson 84

2005-06 RESULTS (16-11)

63 Earlham •	59
58 Dubuque •	49
65 Rose-Hulman •	58
71 Kalamazoo	77
39 Albion	73
77 Blackburn †	70
54 Greenville †	41
61 Ohio Wesleyan •	63
75 Adrian •	54
59 Otterbein	85
91 Thiel †	51
61 Mt. St. Joseph	63
71 Transylvania •	45
43 Hanover	46
70 Franklin •	73
67 Defiance •	61
71 Bluffton	64
64 Manchester •	61
69 Transylvania	75
60 Hanover •	55
58 Franklin	66
67 Defiance	64
68 Bluffton •	65
60 Manchester	62
56 Mt. St. Joseph •	45
69 Transylvania •	59
44 Franklin	56

Nickname: Ravens
Colors: Orange & Black
Arena: O.C. Lewis Gymnasium
Capacity: 3,000; Year Built: 1962
AD: Michael Zapolski
SID: Justin Bates

ANDERSON (S.C.)

Anderson, SC 29621II

Coach: Jeff Dow, Oregon 1989

2005-06 RESULTS (27-5)

81 Concord	89
71 Fairmont St. †	63
80 Lees-McRae •	79
68 Barton	74
88 Dist. Columbia	71
70 Francis Marion	68
80 Belmont Abbey •	59
81 Mount Olive	71
85 Dist. Columbia •	79
83 Queens (N.C.) •	76
82 St. Andrews	65
88 Erskine •	60
71 Col. of Charleston	72
81 Pfeiffer •	37
93 Limestone	81
100 Coker •	55
67 Barton	63
77 Belmont Abbey	68
106 Lees-McRae	65
79 Mount Olive •	54
98 Queens (N.C.)	79
103 Pitt-Johnstown •	86
64 Erskine	77
97 Limestone •	74
87 St. Andrews •	78
81 Coker	74
106 Pfeiffer	69
101 Limestone •	83
61 Pfeiffer †	42
83 Barton †	80
84 West Liberty St. †	72
76 Greenville St. †	94

Nickname: Lady Trojans

Colors: Gold & Black
 Arena: Abney Athletic Center
 Capacity: 1,000; Year Built: 1979
 AD: Robert G. Beville
 SID: Cobb Oxford

ANGELO ST.

San Angelo, TX 76909.....II

Coach: Sally Brooks, Midwestern St. 88

2005-06 RESULTS (22-9)

68 St. Edward's.....	66
59 Incarnate Word •.....	49
72 Ferris St. †.....	69
62 Incarnate Word †.....	42
77 Tex. A&M-Commerce.....	90
68 St. Edward's •.....	57
91 St. Mary's (Tex.).....	68
54 Northeastern St. •.....	66
85 Central Okla. •.....	69
83 Abilene Christian.....	68
87 Southeastern Okla.....	76
76 East Central.....	69
74 Abilene Christian •.....	55
63 Cameron •.....	70
53 Southwestern Okla. •.....	63
82 Eastern N.M. •.....	65
65 West Tex. A&M.....	67
78 Texas Woman's.....	69
62 Tex. A&M-Kingsville.....	56
74 Midwestern St. •.....	69
83 Tarleton St.....	76
68 Midwestern St.....	60
63 Tarleton St. •.....	56
65 Eastern N.M.....	71
61 West Tex. A&M •.....	70
54 Texas Woman's •.....	39
87 Tex. A&M-Kingsville •.....	41
64 Northeastern St. •.....	52
75 Texas Woman's †.....	55
68 West Tex. A&M.....	83
68 Central Mo. St. †.....	79

Nickname: Rambelles
 Colors: Blue & Gold
 Arena: Junell Center/Stephens Arena
 Capacity: 5,500; Year Built: 2002
 AD: Kathleen Brasfield
 SID: M.L. Stark Hinkle

ANNA MARIA

Paxton, MA 01612-1198.....III

Coach: Jim Gately, Southern Conn. St.

2005-06 RESULTS (8-17)

77 MIT •.....	81
49 Coast Guard.....	73
56 Roger Williams.....	70
67 Salve Regina.....	84
62 Becker.....	43
74 Simmons •.....	58
48 Fitchburg St. •.....	88
60 Wentworth Inst. •.....	75
69 Eastern Nazarene.....	57
47 Roger Williams •.....	59
64 Curry •.....	66
43 Colby-Sawyer •.....	66
56 New England.....	58
62 Endicott.....	85
56 Nichols •.....	71
61 Albertus Magnus •.....	73
52 Salve Regina •.....	66
61 New England Col.....	67
54 Gordon •.....	39
72 Newbury •.....	58
54 Nichols.....	68
75 Regis (Mass.).....	58
48 Curry.....	82
74 Eastern Nazarene •.....	44
73 Regis (Mass.) •.....	68

Colors: Royal Blue & White

Arena: Fuller Activities Center
 Capacity: 500; Year Built: 1986
 AD: David Shea
 SID: David Gentleman

APPALACHIAN ST.

Boone, NC 28608.....I

Coach: Adrienne Shuler, Georgia 1992

2005-06 RESULTS (15-13)

58 Charlotte.....	84
64 Winthrop.....	47
45 Georgia Tech.....	68
59 Maryland.....	118
44 Georgetown.....	59
64 Winston-Salem •.....	51
76 Col. of Charleston •.....	62
66 Elon •.....	63
85 East Tenn. St. •.....	73
64 IPFW †.....	74
76 Nicholls St. †.....	54
60 Furman •.....	67
38 Chattanooga •.....	69
76 Western Caro. •.....	86
71 UNC Greensboro.....	85
80 Wofford.....	65
78 Ga. Southern •.....	75
84 Davidson •.....	69
57 Col. of Charleston.....	65
58 Furman.....	44
66 Chattanooga.....	87
65 Western Caro.....	82
85 UNC Greensboro •.....	84
75 Wofford •.....	56
78 Ga. Southern.....	73
74 Davidson.....	68
61 Elon.....	53
71 Western Caro. †.....	80

Nickname: Mountaineers
 Colors: Black & Gold
 Arena: Holmes Convention Ctr.
 Capacity: 8,300; Year Built: 2000
 AD: Charles Cobb
 SID: Jessica Schmick

ARCADIA

Glenside, PA 19038-3295.....III

Coach: Shannon Howley, Radford 1992

2005-06 RESULTS (12-13)

65 Lebanon Valley.....	89
41 Roanoke †.....	63
69 Baptist Bible (Pa.).....	60
56 Immaculata.....	69
74 Lancaster Bible.....	46
56 Phila. Bible.....	66
73 Keystone •.....	49
53 Wilkes •.....	62
78 Penn St.-Abington •.....	48
51 Rosemont •.....	52
66 Cedar Crest.....	53
49 Alvernia.....	64
73 Eastern •.....	53
52 Misericordia.....	55
63 Marywood •.....	51
49 Alvernia •.....	69
56 Penn St.-Berks •.....	54
75 Neumann.....	68
59 Gwynedd-Mercy.....	81
60 Misericordia •.....	70
57 Wesley.....	60
52 Cabrini •.....	45
61 Marywood.....	53
32 Gwynedd-Mercy •.....	81
63 Cedar Crest •.....	55

Nickname: Knights
 Colors: Scarlet & Gray
 Arena: Kuch Center
 Capacity: 1,500; Year Built: 1993
 AD: Shirley M. Liddle
 SID: Tom Carlin

ARIZONA

Tucson, AZ 85721-0096.....I

Coach: Joan Bonvicini,
 Southern Conn. St. 1975

2005-06 RESULTS (8-22)

74 Loyola Marymount •.....	66
96 Furman †.....	63
65 Central Conn. St. †.....	69
63 Utah •.....	66
78 Lehigh •.....	58
61 Chicago St. •.....	51
67 Maryland.....	92
70 Fresno St.....	81
63 UC Santa Barb.....	86
59 Arizona St. •.....	83
61 Washington St. •.....	52
54 Washington •.....	66
70 Wis.-Green Bay •.....	82
77 UCLA.....	84
60 Southern California.....	76
48 Oregon St. •.....	64
81 Oregon •.....	72
51 Stanford.....	82
80 California.....	76
73 Washington.....	91
77 Washington St.....	84
72 Southern California •.....	73
64 UCLA •.....	90
58 Oregon.....	78
83 Oregon St.....	91
56 California •.....	73
76 Stanford •.....	87
45 Arizona St.....	81
64 Oregon †.....	57
50 Stanford †.....	77

Nickname: Wildcats
 Colors: Cardinal & Navy
 Arena: McKale Center
 Capacity: 14,545; Year Built: 1973
 AD: Jim Livengood
 SID: Hope Nsih-Kumi

ARIZONA ST.

Tempe, AZ 85287-2505.....I

Coach: Charli Turner Thorne,
 Stanford 88

2005-06 RESULTS (25-7)

69 Vanderbilt •.....	60
69 Missouri •.....	54
67 San Diego.....	63
72 North Carolina †.....	79
70 Mississippi St. †.....	58
103 Memphis •.....	47
78 Western Ky. •.....	64
73 New Mexico •.....	61
68 Fresno St.....	52
78 UTSA •.....	64
83 Arizona.....	59
64 Washington •.....	51
72 Washington St. •.....	47
50 Southern California.....	58
69 UCLA.....	77
44 Oregon •.....	43
69 Oregon St. •.....	51
64 California.....	66
78 Stanford.....	84
75 Washington St.....	65
67 Washington.....	61
87 UCLA.....	70
79 Southern California •.....	72
77 Oregon St.....	67
62 Oregon.....	52
62 Stanford •.....	59
62 California •.....	43
81 Arizona •.....	45
74 Oregon St. †.....	66
59 UCLA †.....	60
80 Stephen F. Austin †.....	61
65 Utah †.....	86

Nickname: Sun Devils
 Colors: Maroon & Gold
 Arena: Wells Fargo Arena
 Capacity: 14,141; Year Built: 1974
 AD: Lisa Love
 SID: Steve Rodriguez

ARKANSAS

Fayetteville, AR 72701.....I

Coach: Susie Gardner, Georgia 86

2005-06 RESULTS (13-15)

73 SMU.....	63
99 Memphis •.....	53
59 Oregon.....	70
65 Portland St.....	67
88 Grambling •.....	69
64 Tulsa •.....	66
84 UMKC •.....	57
73 Western Ky.....	87
75 Nicholls St. •.....	40
74 Tex.-Pan American •.....	44
84 New Orleans •.....	46
49 Coppin St. †.....	33
54 Florida Int'l.....	58
66 Mississippi St.....	45
52 Vanderbilt •.....	51
64 Auburn •.....	60
73 Alabama.....	75
60 Mississippi St. •.....	58
69 Florida •.....	63
52 South Carolina.....	61
59 LSU •.....	93
37 Tennessee.....	77
59 Vanderbilt.....	64
50 Kentucky •.....	79
42 LSU.....	64
80 Georgia •.....	86
78 Mississippi.....	85
64 Mississippi †.....	94

Nickname: Lady Razorbacks
 Colors: Cardinal & White
 Arena: Bud Walton Arena
 Capacity: 19,200; Year Built: 1993
 AD: Beverly R. Lewis
 SID: Bill Smith

ARKANSAS ST.

State University, AR 72467.....I

Coach: Brian Boyer,
 Mo. Western St. 1993

2005-06 RESULTS (15-15)

70 Missouri •.....	67
68 Missouri St. •.....	62
56 Duke.....	110
74 George Mason †.....	66
58 Purdue.....	95
74 Stony Brook †.....	79
97 Hampton †.....	71
61 Alabama A&M •.....	38
54 Notre Dame †.....	77
59 North Carolina St. †.....	80
67 TCU.....	91
64 Louisiana Tech •.....	76
67 North Dakota St. •.....	45
50 Florida Int'l.....	54
65 Middle Tenn. •.....	66
76 Western Ky. •.....	62
70 Denver •.....	39
75 North Texas.....	47
54 Ark.-Little Rock •.....	46
70 South Ala.....	74
76 Troy.....	65
47 Ark.-Little Rock.....	57
63 Florida Int'l •.....	67
59 Middle Tenn.....	95
89 Western Ky.....	106
70 La.-Lafayette.....	64
86 New Orleans •.....	42

68 Troy †.....	62
78 North Texas †.....	62
64 Middle Tenn.....	90

Nickname: Lady Indians
 Colors: Scarlet & Black
 Arena: Convocation Center
 Capacity: 10,038; Year Built: 1987
 AD: Dean Lee
 SID: Matt McCollester

ARKANSAS TECH

Russellville, AR 72801-2222II

Coach: Todd Schaefer, Thomas More 1995

2005-06 RESULTS (15-12)

53 Southwestern Okla. •.....	60
59 Barry •.....	47
75 Lane •.....	60
67 Lynn •.....	49
66 Southeastern Okla. •.....	61
74 Ark. Baptist.....	53
67 Rhema •.....	34
65 LeMoyné-Owen.....	58
48 Southwestern Okla.....	49
50 C.W. Post.....	57
89 Ark. Baptist •.....	48
59 Ark.-Monticello.....	62
44 Southern Ark.....	55
62 Central Ark. •.....	63
56 Christian Bros.....	65
76 Ouachita Baptist •.....	60
44 Henderson St.....	57
73 Harding •.....	72
46 Delta St.....	50
54 Ark.-Monticello •.....	59
70 Southern Ark. •.....	47
69 Central Ark.....	55
60 Christian Bros. •.....	44
59 Ouachita Baptist.....	52
52 Henderson St. •.....	57
58 Harding.....	55
43 Delta St. •.....	56

Nickname: Golden Suns
 Colors: Green & Gold
 Arena: Tucker Coliseum
 Capacity: 3,500; Year Built: 1976
 AD: Steve Mullins
 SID: Ben Greenberg

ARK.-LITTLE ROCK

Little Rock, AR 72204.....I

Coach: Joe Foley, Central Ark. 1979

2005-06 RESULTS (13-15)

54 Jackson St. •.....	44
73 Centenary (La.) •.....	48
44 UTSA.....	52
58 UMKC †.....	45
64 Oklahoma St.....	54
46 Mississippi Val.....	44
45 Stephen F. Austin.....	80
67 Ark.-Pine Bluff •.....	50
70 Mississippi Val. •.....	50
53 La.-Monroe.....	56
80 Southern Miss. •.....	70
64 Texas A&M.....	78
56 La.-Monroe.....	65
45 Florida Int'l.....	60
59 Western Ky. •.....	80
58 Middle Tenn. •.....	53
43 North Texas •.....	60
65 Denver •.....	46
46 Arkansas St.....	54
71 Troy.....	46
62 South Ala.....	67
57 Arkansas St. •.....	47
55 Florida Int'l •.....	60
51 Western Ky.....	73
58 Middle Tenn.....	65

78 New Orleans •.....	57
53 La.-Lafayette.....	55
34 South Ala. †.....	48

Nickname: Trojans
 Colors: Maroon, Silver & Black
 Arena: Jack Stephens Center
 Capacity: 5,600; Year Built: 2005
 AD: Chris Peterson
 SID: Brandy Sweeden

ARK.-MONTICELLO

Monticello, AR 71656II

Coach: Bob Boldon, Walsh 1997

2005-06 RESULTS (15-13)

85 West Ala.....	87
67 West Ga. †.....	62
70 Montevallo.....	61
48 Southeast Mo. St.....	83
94 Lamar.....	89
75 West Ala. •.....	80
63 Mo. Western St. †.....	85
70 Fla. Gulf Coast.....	66
77 Tuskegee †.....	55
62 West Fla.....	79
62 Arkansas Tech •.....	59
57 Henderson St.....	69
77 Harding •.....	67
57 Delta St.....	63
68 Southern Ark. •.....	78
57 Central Ark.....	76
62 Christian Bros. •.....	51
81 Ouachita Baptist.....	65
59 Arkansas Tech.....	54
60 Henderson St. •.....	68
64 Harding.....	75
50 Delta St. •.....	61
88 Central Baptist •.....	61
74 Southern Ark.....	55
71 Central Ark. •.....	66
68 Christian Bros.....	65
82 Ouachita Baptist •.....	65
69 West Ala. †.....	70

Nickname: Cotton Blossoms
 Colors: Kelly Green & White
 Arena: Steelman Fieldhouse
 Capacity: 2,600; Year Built: 1959
 AD: Alvy Early
 SID: Paul Smith

ARK.-PINE BLUFF

Pine Bluff, AR 71601I

Coach: Danny Evans, Oregon St. 1983

2005-06 RESULTS (7-21)

36 Georgia Tech.....	74
45 Wichita St.....	78
45 Missouri St.....	72
51 Missouri.....	79
51 Alcorn St. †.....	56
50 Ark.-Little Rock.....	67
53 Oklahoma St.....	77
69 Tennessee St. •.....	65
56 La.-Lafayette.....	64
61 Mississippi Val.....	70
65 Alabama A&M.....	57
48 Alabama St.....	55
57 Southern U. •.....	71
71 Alcorn St. •.....	61
59 Prairie View.....	52
60 Texas Southern.....	57
75 Grambling •.....	76
52 Jackson St. •.....	63
53 Alabama A&M •.....	64
61 Alabama St. •.....	55
58 Southern U.....	72
45 Alcorn St.....	64
57 Prairie View •.....	60
64 Texas Southern •.....	49
71 Grambling.....	81

58 Jackson St.....	60
45 Mississippi Val. •.....	53
55 Jackson St. †.....	56

Nickname: Lady Golden Lions
 Colors: Black & Gold
 Arena: HPER Complex
 Capacity: 4,500; Year Built: 1982
 AD: Craig Curry
 SID: Carl Whimper

ARMSTRONG ATLANTIC

Savannah, GA 31419-1997II

Coach: Roger Hodge, Concord 92

2005-06 RESULTS (15-13)

80 Mars Hill †.....	69
72 Carson-Newman.....	61
49 Valdosta St.....	71
60 Clayton St. •.....	78
54 Columbus St.....	76
66 Fayetteville St. •.....	84
86 Tusculum.....	84
58 Carson-Newman •.....	53
57 Florida Tech •.....	55
75 S.C.-Aiken.....	70
64 Francis Marion •.....	47
59 UNC Pembroke.....	70
68 Lander •.....	40
56 S.C. Upstate •.....	60
47 Augusta St. •.....	54
60 Clayton St.....	78
47 Columbus St. •.....	43
65 Augusta St.....	54
67 S.C.-Aiken •.....	62
62 GC&SU.....	63
56 Francis Marion.....	58
58 UNC Pembroke •.....	48
78 Lander.....	64
75 GC&SU •.....	61
73 S.C. Upstate.....	71
60 GC&SU †.....	63

Nickname: Pirates
 Colors: Maroon & Gold
 Arena: Alumni Arena
 Capacity: 5,000; Year Built: 1995
 AD: Eddie Aenchbacher
 SID: Chad Jackson

ARMY

West Point, NY 10996-2101I

Coach: Maggie Dixon, San Diego 1999

2005-06 RESULTS (20-11)

103 Coast Guard •.....	51
55 St. John's (N.Y.) •.....	74
65 Manhattan †.....	72
80 Cal St. Fullerton †.....	79
72 Albany (N.Y.) •.....	60
61 Cornell.....	64
65 Central Conn. St.....	63
52 Princeton •.....	73
68 Baylor •.....	85
67 Gardner-Webb.....	54
61 Air Force.....	73
46 Connecticut.....	85
67 Iona •.....	54
85 Colgate •.....	81
59 Holy Cross •.....	56
53 Lehigh.....	60
75 American.....	66
83 Navy.....	69
75 Lafayette •.....	60
58 Colgate.....	66
78 Navy •.....	72
63 Holy Cross.....	57
76 Lehigh •.....	67
73 American •.....	49
66 Bucknell •.....	65
71 Lafayette.....	52
47 Bucknell.....	60

74 Lafayette •.....	55
73 Colgate •.....	55
69 Holy Cross •.....	68
54 Tennessee †.....	102

Nickname: Black Knights
 Colors: Black, Gold & Gray
 Arena: Christl Arena
 Capacity: 5,043; Year Built: 1985
 AD: Kevin Anderson
 SID: Danah Allen

ASHLAND

Ashland, OH 44805II

Coach: Sue Ramsey, Miami (Ohio) 1978

2005-06 RESULTS (21-11)

74 Indianapolis †.....	84
75 St. Joseph's (Ind.).....	84
72 Clarion.....	82
94 Salem Int'l •.....	37
75 Quincy •.....	66
68 Lake Superior St.....	70
43 Michigan Tech.....	69
84 Cumberland (Ky.) •.....	64
77 Findlay •.....	59
85 Dominican (N.Y.) †.....	57
49 Northeastern St. †.....	65
66 Philadelphia U. †.....	53
50 Pitt-Johnstown.....	69
69 Gannon •.....	66
83 Mercyhurst •.....	42
89 Wayne St. (Mich.).....	71
71 Hillsdale.....	61
74 Northwood.....	59
71 Saginaw Valley.....	68
92 Ferris St. •.....	59
59 Grand Valley St. •.....	74
58 Hillsdale.....	55
91 Wayne St. (Mich.) •.....	72
89 Gannon.....	91
70 Mercyhurst.....	64
73 Northern Mich. •.....	62
74 Findlay.....	61
88 Wayne St. (Mich.) •.....	79
87 Lake Superior St. †.....	80
58 Grand Valley St.....	76
59 Grand Valley St. †.....	87

Nickname: Eagles
 Colors: Purple & Gold
 Arena: Charles Kates Gymnasium
 Capacity: 3,000; Year Built: 1967
 AD: Bill Goldring
 SID: Al King

ASSUMPTION

Worcester, MA 01609II

Coach: Kerry Phayre, Providence 1983

2005-06 RESULTS (15-14)

58 C.W. Post.....	30
75 Adelphi •.....	46
47 Molloy •.....	46
71 Merrimack.....	56
57 Pace •.....	71
58 Southern Conn. St. •.....	53
53 St. Rose.....	57
47 American Int'l •.....	68
48 Bentley.....	65
57 Barry.....	65
63 Tiffin †.....	42
64 Bryant.....	73
63 Bentley •.....	44
58 Stonehill.....	61
60 Bryant •.....	57
63 American Int'l.....	68
53 Pace •.....	66
38 Southern Conn. St.....	66
69 St. Rose •.....	60
59 Southern N.H.....	49
55 Franklin Pierce •.....	57

48 Mass.-Lowell	59
74 St. Michael's	63
62 Le Moyne	50
65 St. Anselm	59
64 Merrimack	49
41 Stonehill	51
72 Franklin Pierce	51
42 Southern Conn. St.	71

Nickname: Greyhounds
 Colors: Blue, White, & Grey
 Arena: Andrew Laska Gym
 Capacity: 3,000; Year Built: 1962
 AD: Ted Paulauskas
 SID: Steve Morris

AUBURN

Auburn, AL 36849.....I

Coach: Nell Fortner, Texas 1982

2005-06 RESULTS (14-15)

85 Tex.-Pan American	32
64 Kent St.	68
70 Buffalo	41
77 George Mason	36
37 Duke	69
91 Jacksonville St.	70
58 Xavier	60
59 Chattanooga	72
78 Western Caro.	49
65 La.-Lafayette	55
86 Furman	42
69 UC Davis	54
76 Loyola (Md.)	54
38 LSU	65
54 Alabama	68
60 Arkansas	64
48 Mississippi	51
71 Kentucky	57
65 Alabama	56
74 Mississippi St.	44
61 Florida	72
53 Vanderbilt	57
61 Mississippi	64
46 South Carolina	58
73 Florida	58
56 Tennessee	81
61 Georgia	74
64 South Carolina	48
45 Tennessee	77

Nickname: Tigers
 Colors: Burnt Orange & Navy Blue
 Arena: Beard-Eaves Memorial Col.
 Capacity: 10,500; Year Built: 1969
 AD: Jay Jacobs
 SID: Mendy Nestor

AUGSBURG

Minneapolis, MN 55454.....III

Coach: Jennifer Britz,
 South Dakota St. 2000

2005-06 RESULTS (7-18)

88 Alverno	55
77 Northland Bapt.	64
50 Northwestern (Minn.)	65
85 St. Olaf	81
57 St. Mary's (Minn.)	65
61 Bethel (Minn.)	89
57 Carleton	79
54 Chicago	76
61 St. Thomas (Minn.)	72
80 St. Catherine	91
58 Hamline	68
52 Concordia-M'head	86
64 Gust. Adolphus	75
53 St. Benedict	82
69 St. Olaf	65
41 St. Mary's (Minn.)	52
70 Bethel (Minn.)	74
40 Carleton	63

80 St. Thomas (Minn.)	74
57 St. Catherine	65
60 Hamline	79
64 Concordia-M'head	60
44 Gust. Adolphus	67
57 St. Benedict	71
67 Macalester	41

Nickname: Auggies
 Colors: Maroon & Gray
 Arena: Si Melby Hall
 Capacity: 2,200; Year Built: 1961
 AD: Marilyn Florian
 SID: Don Stoner

AUGUSTA ST.

Augusta, GA 30904.....II

Coach: Greg Wilson, Georgia 1991

2005-06 RESULTS (13-18)

49 Neb.-Omaha	71
64 Bentley	69
66 Southern Ind.	55
70 Brewton Parker	76
76 Reinhardt	51
61 North Georgia	73
62 Morris	30
69 GC&SU	74
71 Clafin	63
68 Paine	65
59 Benedict	61
41 Clayton St.	69
49 Columbus St.	65
59 UNC Pembroke	70
73 Lander	62
56 Francis Marion	57
51 S.C. Upstate	61
54 Armstrong Atlantic	47
51 North Georgia	60
54 Armstrong Atlantic	65
40 GC&SU	61
64 S.C.-Aiken	58
79 Clayton St.	74
43 Columbus St.	51
50 UNC Pembroke	39
58 Lander	44
47 S.C.-Aiken	53
53 Francis Marion	49
69 S.C. Upstate	74
53 S.C.-Aiken	52
46 Clayton St.	57

Nickname: Lady Jaguars
 Colors: Royal Blue & White
 Arena: George A. Christenberry
 Fieldhouse
 Capacity: 2,216; Year Built: 1991
 AD: Clint Bryant
 SID: Joey Warren

AUGUSTANA (ILL.)

Rock Island, IL 61201-2296.....III

Coach: James Black, Tusculum 81

2005-06 RESULTS (6-19)

51 Wis.-Stevens Point	72
88 Macalester	31
62 Webster	70
60 Wis.-Platteville	54
71 Ashford	61
58 St. Ambrose	72
75 Wartburg	63
51 Cornell College	53
72 Concordia (Wis.)	84
70	34
65 St. Mary's (Ind.)	61
58 North Park	62
51 Elmhurst	71
63 Wheaton (Ill.)	72
52 Carthage	61
53 Millikin	70
65 North Central (Ill.)	80

57 Ill. Wesleyan	79
49 Elmhurst	60
58 North Park	61
44 Carthage	63
43 Wheaton (Ill.)	59
48 Millikin	73
53 Ill. Wesleyan	81
57 North Central (Ill.)	61

Nickname: Vikings
 Colors: Gold & Blue
 Arena: Carver PE Center
 Capacity: 3,200; Year Built: 1971
 AD: Charles J. Gordon
 SID: Dave Wrath

AUGUSTANA (S.D.)

Sioux Falls, SD 57197.....II

Coach: Dave Krauth, Sioux Falls 1974

2005-06 RESULTS (21-10)

79 Minn.-Crookston	62
80 York (Neb.)	61
92 P.R.-Bayamon	61
69 Eckerd	55
48 Wayne St. (Neb.)	54
80 Neb.-Kearney	70
96 Buena Vista	67
94 Briar Cliff	44
90 Dakota Wesleyan	50
64 Northern St.	71
62 Concordia-St. Paul	77
83 Upper Iowa	47
76 Winona St.	52
65 Southwest Minn. St.	42
80 Neb.-Omaha	64
68 South Dakota	54
72 Minn. Duluth	75
81 St. Cloud St.	96
92 Minn. St. Mankato	73
61 North Dakota	91
69 Minn. Duluth	51
64 Neb.-Omaha	59
56 North Dakota	63
75 St. Cloud St.	71
74 Minn. St. Mankato	63
61 South Dakota	75
77 Minn. Duluth	57
80 St. Cloud St.	77
63 North Dakota	69
69 St. Cloud St.	82

Nickname: Vikings
 Colors: Navy & Yellow
 Arena: Elmen Center
 Capacity: 4,000; Year Built: 1988
 AD: Bill Gross
 SID: Kevin Ludwig

AURORA

Aurora, IL 60506.....III

Coach: Michelle Roof, Eastern Ill. 2001

2005-06 RESULTS (14-13)

53 Wheaton (Ill.)	88
57 Ripon	81
49 Carthage	45
53 Ill. Wesleyan	64
77 Chicago	94
43 Millikin	79
50 Elmhurst	79
50 North Central (Ill.)	57
69 Webster	60
64 North Park	61
80 Olivet Nazarene	101
77 Muskingum	71
72 Millsaps	60
73 Blackburn	52
69 Judson (Ill.)	72
56 Rockford	68
75 Eureka	65
85 Concordia (Ill.)	58

72 Clarke	58
62 Benedictine (Ill.)	76
75 Rockford	67
56 Eureka	58
80 Concordia (Ill.)	54
75 Clarke	64
77 Benedictine (Ill.)	74
69 Eureka	61
54 Rockford	64

Nickname: Spartans
 Colors: Royal Blue & White
 Arena: Thornton Gymnasium
 Capacity: 2,200; Year Built: 1970
 AD: Mark Walsh
 SID: Brian Kipley

AUSTIN

Sherman, TX 75090-4440.....III

Coach: Debra Hunter, Minnesota 1985

2005-06 RESULTS (14-12)

64 Illinois Col.	48
63 Dallas	54
48 Concordia-Austin	49
43 Mary Hardin-Baylor	41
50 Howard Payne	63
67 Sul Ross St.	61
68 Southwestern (Tex.)	67
71 Schreiner	65
75 Texas Lutheran	60
65 Ozarks (Ark.)	79
50 McMurry	80
46 Hardin-Simmons	69
69 Texas-Dallas	61
59 Texas-Tyler	75
74 Ozarks (Ark.)	81
72 LeTourneau	50
86 East Tex. Baptist	81
36 Mississippi Col.	55
63 Louisiana Col.	55
59 Mississippi Col.	56
72 Louisiana Col.	57
45 Texas-Dallas	59
64 Texas-Tyler	69
70 LeTourneau	61
43 East Tex. Baptist	54
49 McMurry	64

Nickname: Lady Kangaroos
 Colors: Crimson & Gold
 Arena: Hughey Gym
 Capacity: 2,000; Year Built: 1949
 AD: Timothy P. Millerick
 SID: Jeff Kelly

AUSTIN PEAY

Clarksville, TN 37044-4576.....I

Coach: Andy Blackston, Lipscomb 98

2005-06 RESULTS (15-13)

61 Troy	68
74 Memphis	49
60 Belmont	64
74 Tennessee Tech	96
75 Morehead St.	81
61 Eastern Ky.	64
47 Western Ky.	70
51 Chattanooga	60
71 Middle Tenn.	69
79 Winthrop	64
61 Tenn.-Martin	49
63 Jacksonville St.	59
64 Eastern Ill.	62
83 Murray St.	66
54 Southeast Mo. St.	72
62 Tenn.-Martin	59
52 Jacksonville St.	73
60 Samford	59
57 Southeast Mo. St.	73
82 Murray St.	64
83 Tennessee St.	68

55 Eastern Ill.	46
41 Samford •	45
80 Tennessee St.	55
72 Tennessee Tech •	64
69 Eastern Ky.	55
52 Morehead St.	63
78 Morehead St. •	81

Nickname: Lady Gavs
 Colors: Red & White
 Arena: Winfield Dunn Center
 Capacity: 7,600; Year Built: 1975
 AD: Dave Loos
 SID: Cody Bush

AVERETT

Danville, VA 24541 III

Coach: Kathy Bocock, Ferrum 86

2005-06 RESULTS (11-15)

71 Meredith †	61
48 East. Mennonite	78
47 Bridgewater (Va.)	85
68 Mary Baldwin •	59
81 Salem •	27
80 Lynchburg	75
53 Roanoke	69
65 Ferrum	83
69 Emory & Henry •	88
50 Greensboro •	67
49 Methodist	66
66 Meredith •	69
52 Shenandoah •	47
55 Chris. Newport •	57
66 Apprentice •	56
69 N.C. Wesleyan	68
61 Peace	69
57 Ferrum •	56
50 Meredith	47
64 Greensboro	59
58 Methodist •	67
52 Chris. Newport	63
61 Shenandoah	69
41 Peace •	55
69 N.C. Wesleyan •	57
63 Ferrum	72

Nickname: Cougars
 Colors: Navy & Gold
 Arena: Grant Center
 Capacity: 2,500; Year Built: 1998
 AD: Charles S. Harris
 SID: Sam Ferguson

BABSON

Babson Park, MA 02457-0310 .III

Coach: Judy Blinstrub,
 Bridgewater St. 1977

2005-06 RESULTS (14-11)

71 Oberlin •	49
50 Nazareth •	49
68 Simmons •	41
58 Tufts	68
55 Bridgewater St.	60
67 Worcester St.	63
58 Pacific (Ore.) †	53
86 Notre Dame de Namur †	80
61 MIT •	45
62 Smith	53
53 Wellesley	52
55 Springfield •	58
51 Bates	94
39 Wheaton (Mass.)	61
60 WPI •	42
61 Emmanuel (Mass.) •	65
61 Clark (Mass.)	65
58 MIT	63
69 Framingham St.	56
53 Mount Holyoke •	37
50 Wheaton (Mass.) •	48
45 Wellesley	40

46 WPI	48
63 Coast Guard	84
65 Clark (Mass.)	68

Nickname: Beavers
 Colors: Green & White
 Arena: Staake Gymnasium
 Capacity: 1,000; Year Built: 1989
 AD: Josh MacArthur
 SID: Chris Buck

BALDWIN-WALLACE

Berea, OH 44017 III

Coach: Cheri Harrer, Findlay 1985

2005-06 RESULTS (27-5)

90 Bethany (W.V.) †	38
53 Rochester	39
65 Wittenberg •	50
61 Case Reserve	58
91 Otterbein •	80
88 Muskingum	43
72 Ohio Northern •	56
59 Capital	54
66 Bates †	63
49 Scranton †	59
54 Wheeling Jesuit •	65
60 Mount Union •	55
70 Wilmington (Ohio)	67
81 John Carroll •	53
92 Marietta	43
90 Heidelberg	44
80 Wilmington (Ohio) •	71
66 John Carroll	63
102 Marietta •	53
78 Heidelberg •	38
77 Otterbein	59
83 Mount Union	47
81 Muskingum •	45
66 Ohio Northern	40
65 Capital •	67
80 Heidelberg •	47
72 Otterbein •	60
45 Capital †	47
73 Oswego St. †	69
71 William Smith †	65
68 Williams †	61
41 Scranton	50

Nickname: Yellow Jackets
 Colors: Brown & Gold
 Arena: Ursprung Gymnasium
 Capacity: 2,800; Year Built: 1949
 AD: Cheri Harrer
 SID: Kevin Ruple

BALL ST.

Muncie, IN 47306 I

Coach: Tracy Roller, Eastern Ill. 92

2005-06 RESULTS (17-12)

90 Murray St.	72
76 Evansville •	69
83 Lipscomb •	53
65 North Dakota St. •	54
65 Illinois St. •	61
49 Valparaiso •	61
74 Butler	66
74 Wright St.	77
24 Duke	110
63 St. Mary's (Cal.)	52
69 Santa Clara	70
79 Bates	83
81 Western Mich.	70
57 Central Mich. •	47
58 Eastern Mich. •	66
68 Northern Ill.	62
65 Miami (Ohio)	66
67 Akron •	66
80 Ohio	63
70 Buffalo •	56
55 Kent St.	72

60 Bowling Green •	72
64 Toledo •	49
62 Western Mich. •	55
58 Central Mich.	59
58 Eastern Mich.	69
65 Northern Ill. •	53
71 Akron •	46
52 Kent St. †	69

Nickname: Cardinals
 Colors: Cardinal & White
 Arena: John E. Worthen Arena
 Capacity: 11,500; Year Built: 1992
 AD: Thomas J. Collins
 SID: Kathy Muffenbier

BAPTIST BIBLE (PA.)

Clarks Summit, PA 18411 III

Coach: Sherrie Holloway,
 Baptist Bible (Pa.) 1985

2005-06 RESULTS (21-9)

61 Cedar Crest •	34
60 Arcadia •	69
53 Villa Julie	57
79 Bard	46
81 Marywood •	54
87 Purchase St. •	53
60 Nyack	63
69 Chestnut Hill •	60
58 Cazenovia •	35
54 D'Youville •	53
77 Polytechnic (N.Y.)	57
92 Washington Bible •	19
59 Keuka •	67
78 Keystone	55
74 Bard •	43
67 Phila. Bible •	62
75 Cazenovia	71
69 Wilson •	43
75 Penn St.-Berks	66
64 D'Youville	81
80 Lancaster Bible •	32
75 Keystone •	53
72 Davis	31
57 Keuka	73
88 Davis •	34
59 Phila. Bible •	68
84 S'western (Ariz.) †	29
52 Mid-America Bible †	67
54 Southeastern (Fla.) †	65
72 Atlanta Christian †	67

Nickname: Defenders
 Colors: Royal Blue & White
 AD: James M. Huckaby
 SID: Krisli Parker

BARD

Annandale-On-Hudson,
 NY 12504-5000 III

Coach: Jennifer Watson,
 Southern N.H. 2000

2005-06 RESULTS (5-18)

54 Lyndon St. †	57
76 Rivier	74
58 New Rochelle	55
55 Purchase St.	75
46 Baptist Bible (Pa.) •	79
71 Yeshiva •	48
34 Medgar Evers •	57
64 Bay Path	35
25 Phila. Bible	91
49 Keystone •	68
56 D'Youville	67
32 Keuka •	68
47 Cazenovia •	62
43 Baptist Bible (Pa.)	74
64 Penn St.-Berks •	82
32 Keuka •	73
49 Mass. Liberal Arts	72

61 Chestnut Hill	76
57 Keystone	74
63 Polytechnic (N.Y.) •	50
48 Villa Julie •	75
55 Cazenovia	74
33 D'Youville •	56

Nickname: Raptors
 Colors: White & Black
 Arena: Stevenson Gymnasium
 Capacity: 850; Year Built: 1988
 AD: Kristen E. Hall
 SID: Scott Swere

BARRY

Miami Shores, FL 33161 II

Coach: Nicci Hays,
 Culver-Stockton 1998

2005-06 RESULTS (10-19)

47 Arkansas Tech	59
56 Henderson St. †	93
84 P.R.-Cayey •	39
54 Palm Beach Atl. †	50
68 Lees-McRae †	73
56 Fairleigh Dickinson •	67
49 Lynn	63
49 West Fla. •	70
65 Assumption •	57
59 Ky. Wesleyan •	73
47 Millersville •	68
58 Ferris St. •	65
58 Florida Tech •	73
63 St. Leo	72
35 Nova Southeastern	58
54 Fla. Southern •	40
60 Rollins •	76
73 Eckerd	59
46 Tampa	55
58 Lynn •	53
40 Florida Tech	53
58 St. Leo •	52
80 Eckerd •	48
59 Fla. Southern	68
33 Rollins	46
65 Nova Southeastern •	58
50 Tampa •	59
57 Florida Tech †	40
48 Tampa †	64

Nickname: Buccaneers
 Colors: Red, Black & Silver
 Arena: Health & Sports Center
 Capacity: 1,938; Year Built: 1990
 AD: Michael L. Covone
 SID: Dennis Jezek, Jr.

BARTON

Wilson, NC 27893-7000 II

Coach: Wendee Saintsing,
 High Point 1978

2005-06 RESULTS (23-8)

62 Winston-Salem	73
50 N.C. Central †	55
72 West Virginia St.	68
85 Ohio Valley †	60
89 Pfeiffer	55
74 Anderson (S.C.) •	68
67 Elizabeth City St.	78
82 Shaw •	74
79 St. Paul's	71
78 Coker	46
70 Erskine	74
64 Mount Olive •	43
76 St. Andrews	47
76 Lees-McRae •	69
70 Queens (N.C.) •	51
78 Limestone •	61
86 Belmont Abbey	82
63 Anderson (S.C.)	67
83 Coker •	62

83 St. Andrews •	56
80 Lees-McRae	64
75 Mount Olive	68
70 Erskine •	58
69 Pfeiffer •	80
79 Queens (N.C.)	54
69 Limestone	54
73 Belmont Abbey •	68
89 St. Andrews •	65
64 Erskine †	47
80 Anderson (S.C.) †	83
52 Glenville St. †	79

Nickname: Bulldogs
 Colors: Royal Blue & White
 Arena: Wilson Gym
 Capacity: 2,500; Year Built: 1966
 AD: Gary W. Hall
 SID: John Hackney

BARUCH

New York, NY 10010-5585III

Coach: Machli Joseph,
 St. Mary's (Cal.) 1996

2005-06 RESULTS (23-7)

80 McDaniel †	75
67 Catholic	70
81 Farmingdale •	73
69 Geneseo St. •	59
65 Hunter	62
72 John Jay	61
89 CCNY •	35
68 Wm. Paterson •	72
73 Oswego St. †	80
55 Wis.-Stevens Point †	68
68 Lehman •	42
71 DeSales	78
70 York (N.Y.)	36
88 City Tech •	31
70 Manhattanville	50
86 Staten Island	77
66 Medgar Evers •	54
59 Merchant Marine •	57
83 Brooklyn	59
92 CCNY	29
61 John Jay •	55
54 Stevens Institute	69
89 Hunter •	72
62 Lehman	58
93 Fisher •	28
69 York (N.Y.) †	44
67 Lehman †	51
73 Staten Island †	46
66 Mt. St. Mary (N.Y.)	64
49 Bridgewater (Va.) †	72

Nickname: Bearcats
 Colors: Navy Blue and Columbia Blue
 Arena: Baruch College ARC Arena
 Capacity: 1,200; Year Built: 2002
 AD: William Eng
 SID: John Neves

BATES

Lewiston, ME 04240III

Coach: James Murphy, Bates 69

2005-06 RESULTS (19-9)

79 Mount Holyoke †	65
62 Brandeis	73
48 Southern Me	66
87 Husson •	48
81 Worcester St. †	57
78 Williams	64
59 Me.-Farmington	62
63 Baldwin-Wallace †	66
71 Simpson †	82
83 Springfield	51
76 Trinity (Tex.) †	71
62 Colby	52
81 Simmons •	59

56 Bowdoin •	51
61 Colby •	37
94 Babson •	51
73 Middlebury	60
48 Williams	69
67 Connecticut Col.	49
69 Wesleyan (Conn.)	58
59 Bowdoin	76
78 Tufts •	47
83 Amherst •	41
76 Trinity (Conn.) •	46
65 Colby •	44
71 Williams •	55
58 Bowdoin •	68
69 Bridgewater (Va.) †	71

Nickname: Bobcats
 Colors: Garnet & Black
 Arena: Alumni Gymnasium
 Capacity: 750; Year Built: 1925
 AD: Dana Mulholland
 SID: Andy Walter

BAY PATH

Longmeadow, MA 01106III

Coach: David Chatzky,
 Central Conn. St. 1998

2005-06 RESULTS (2-19)

23 Lesley	71
28 St. Joseph (Conn.)	94
26 Lesley •	68
20 Husson •	102
7 Maine Maritime •	75
24 Lasell •	86
31 Elms •	73
35 Bard •	64
43 Johnson St.	74
21 Lasell	74
25 Castleton St.	85
39 Becker •	64
39 Mount Ida	78
55 Thomas •	98
29 Me.-Farmington •	74
39 Becker	64
22 Castleton St. •	74
39 Elms	48
44 Johnson St. •	65
59 Hampshire	26
51 Wheelock	36

AD: Steven J. Smith
 SID: To be named

BAYLOR

Waco, TX 76798-7096I

Coach: Kim Mulkey,
 Louisiana Tech 1984

2005-06 RESULTS (26-7)

84 Georgia †	72
93 UCLA •	85
74 Indiana	62
92 Tex. A&M-Corp. Chris •	64
75 California †	58
74 Marshall †	47
81 Washington •	74
72 McNeese St. •	36
85 Army	68
82 Sam Houston St. •	42
61 Missouri	64
61 Texas •	48
57 Oklahoma St. •	26
62 Texas Tech	64
60 Texas A&M •	49
70 Oklahoma •	73
79 Iowa St.	64
90 Kansas •	40
57 LSU	88
81 Oklahoma St.	54
91 Nebraska •	69
77 Oklahoma	81

84 Texas A&M	59
73 Texas Tech •	60
86 Colorado •	40
79 Kansas St.	70
72 Texas	64
79 Kansas St. †	74
53 Texas A&M †	52
61 Oklahoma †	72
74 Northern Ariz. †	56
87 New Mexico †	67
63 Maryland †	82

Nickname: Lady Bears
 Colors: Green & Gold
 Arena: Ferrell Center
 Capacity: 10,284; Year Built: 1988
 AD: Ian McCaw
 SID: Julie Bennett

BECKER

Leicester, MA 01524III

Coach: Dean Godin, Westfield St. 2004

2005-06 RESULTS (8-17)

48 Pine Manor	68
41 Connecticut Col. †	64
52 Fisher	46
67 Rivier	58
65 Elms •	67
71 Southern Vt. •	42
43 Anna Maria •	62
47 Lesley	59
57 Elms	73
51 Lasell •	70
65 Newbury •	54
47 Lesley •	48
30 Me.-Farmington	86
73 Thomas	99
64 Bay Path	39
44 Husson •	56
45 Maine Maritime •	74
41 Mount Ida •	51
39 Castleton St.	75
54 Johnson St.	79
64 Bay Path •	39
50 Lasell	74
81 Wheelock	58
63 Johnson St. •	52
63 Castleton St. •	84

Nickname: Hawks
 Colors: Royal Blue, White & Black
 Arena: Leicester Gymnasium
 Capacity: 500; Year Built: 1972
 AD: Craig Barnett
 SID: Bettian Michalik

BELLARMINE

Louisville, KY 40205-0671II

Coach: David Smith, Indiana St. 1969

2005-06 RESULTS (14-14)

77 Limestone •	63
69 Rollins •	73
87 St. Joseph's (Ind.)	71
72 Drury •	75
94 Rockhurst •	60
81 Cal St. Stanislaus	94
89 San Fran. St.	73
82 Cal St. Monterey Bay	48
79 Hillsdale †	74
73 Findlay †	75
62 Oakland City	69
83 Southern Ind. •	77
78 Ky. Wesleyan •	71
72 Mo.-Rolla	74
66 Mo.-St. Louis	68
81 Wis.-Parkside •	63
57 Lewis	72
44 Indianapolis	66
64 Northern Ky.	66
69 Quincy	83

63 SIU Edwardsville	72
74 St. Joseph's (Ind.) •	68
80 Indianapolis •	72
70 Northern Ky. •	82
73 Ky. Wesleyan	68
79 Lewis	67
66 Wis.-Parkside	60
74 Quincy †	82

Nickname: Knights
 Colors: Scarlet & Silver
 Arena: Knights Hall
 Capacity: 3,000; Year Built: 1960
 AD: Scott Wiegandt
 SID: Nels Popp

BELMONT

Nashville, TN 37212-3757I

Coach: Tony Cross, Belmont 1974

2005-06 RESULTS (22-8)

86 Eastern Ky.	82
75 Tennessee St. •	54
85 Clemson †	62
64 Austin Peay †	60
51 Indiana •	68
52 East Tenn. St.	66
61 Kennesaw St.	52
67 Radford	71
70 Va. Commonwealth	72
63 Gardner-Webb •	50
70 Campbell •	60
76 Stetson	55
62 Mercer	64
77 Lipscomb •	49
71 Fla. Atlantic	50
72 Jacksonville •	56
68 North Fla. •	48
66 Mercer	55
65 Stetson •	26
61 Campbell	56
85 Gardner-Webb	70
73 Kennesaw St. •	58
70 East Tenn. St. •	50
50 North Fla.	58
66 Jacksonville	59
72 Lipscomb	64
78 Fla. Atlantic •	71
63 Stetson †	49
60 Gardner-Webb †	72
55 Tennessee Tech	56

Nickname: Bruins
 Colors: Red, White & Navy Blue
 Arena: Curb Event Center
 Capacity: 5,000; Year Built: 2003
 AD: Michael D. Strickland
 SID: Kenisha Rhone

BELMONT ABBEY

Belmont, NC 28012-1802II

Coach: Katherine Pate, Coker 1998

2005-06 RESULTS (15-13)

64 Converse	54
67 Johnson C. Smith •	58
76 Ohio Valley †	81
80 West Virginia St.	85
73 St. Andrews •	60
60 Pfeiffer	59
60 Charleston (W.V.) •	77
86 Wingate •	83
59 Anderson (S.C.)	80
72 Coker	57
70 Erskine •	56
72 Limestone	62
60 Mount Olive	78
62 Queens (N.C.) •	59
75 Lees-McRae	82
82 Barton •	86
75 St. Andrews	78
68 Anderson (S.C.) •	77

52 Erskine.....	81
74 Coker •.....	66
73 Concord •.....	91
78 Pfeiffer •.....	77
80 Limestone •.....	78
75 Mount Olive •.....	62
81 Queens (N.C.).....	69
78 Lees-McRae •.....	62
68 Barton.....	73
75 Pfeiffer •.....	87

Nickname: Crusaders
 Colors: Red (PMS 199) & White
 Arena: The Wheeler Center
 Capacity: 2,500; Year Built: 1971
 AD: Eliane Kebbe
 SID: Scott Handback

BELOIT

Beloit, WI 53511-5595III

Coach: Michelle Broderick,
 Wis.-Whitewater 95

2005-06 RESULTS (5-17)

64 Waldorf †.....	57
52 Viterbo.....	62
73 Rockford.....	82
43 Grinnell.....	66
58 Monmouth (Ill.).....	55
64 Judson (Ill.).....	96
61 Rochester Inst. †.....	49
68 Marymount (Va.) †.....	72
48 Lawrence •.....	64
67 Knox •.....	79
61 Illinois Col. •.....	62
70 Ripon.....	83
51 Carroll (Wis.).....	66
46 St. Norbert •.....	62
58 Lake Forest.....	75
72 Knox.....	65
55 Monmouth (Ill.) •.....	83
65 Grinnell •.....	45
36 Lawrence.....	59
65 St. Norbert.....	79
54 Ripon.....	72
62 Carroll (Wis.) •.....	83

Nickname: Buccaneers
 Colors: Navy Blue & Gold
 Arena: Flood Arena
 Capacity: 2,250; Year Built: 1986
 AD: Kim Chandler
 SID: Keith Domke

BEMIDJI ST.

Bemidji, MN 56601-2699II

Coach: Mike Curfman, Concordia-
 M'head

2005-06 RESULTS (13-15)

89 Mayville St.....	94
52 Minn. Duluth †.....	72
57 Upper Iowa †.....	70
82 Neb.-Kearney.....	88
77 Fort Hays St. †.....	74
89 Jamestown •.....	62
79 Dakota St. •.....	73
78 Minn. St. Mankato •.....	57
65 North Dakota •.....	79
90 Morningside.....	79
62 St. Cloud St. •.....	81
74 Carleton •.....	59
65 Concordia-St. Paul.....	73
92 Winona St.....	75
50 Minn. St. Moorhead.....	62
59 Northern St.....	87
89 Southwest Minn. St. •.....	87
74 Wayne St. (Neb.) •.....	80
79 Minn.-Crookston •.....	80
86 Upper Iowa •.....	67
81 Minn.-Crookston.....	71
58 Wayne St. (Neb.).....	91

63 Southwest Minn. St.....	71
79 Northern St. •.....	76
77 Minn. St. Moorhead •.....	61
74 Winona St. •.....	72
78 Concordia-St. Paul •.....	93
58 Minn. St. Moorhead.....	59

Nickname: Beavers
 Colors: Kelly Green & White
 Arena: BSU Gymnasium
 Capacity: 2,000; Year Built: 1959
 AD: Rick Goeb
 SID: Brad Folkestad

BENEDICT

Columbia, SC 29204II

Coach: Felicia Jenkins, Claflin

2005-06 RESULTS (20-9)

57 Voorhees.....	53
67 North Greenville •.....	45
36 Lincoln Memorial.....	54
74 Lane •.....	66
72 Kentucky St. •.....	64
81 Columbia (S.C.).....	53
61 Augusta St.....	59
85 Miles •.....	60
76 LeMoyn-Owen •.....	66
87 Clark Atlanta.....	56
71 Lane.....	56
88 Kentucky St.....	67
60 Albany St. (Ga.) •.....	68
60 Fort Valley St. •.....	69
58 Claflin.....	70
66 Miles.....	55
50 LeMoyn-Owen.....	52
84 Paine •.....	61
69 Tuskegee.....	62
60 Stillman.....	57
82 Clark Atlanta •.....	42
61 Claflin •.....	67
84 Tuskegee •.....	69
75 Stillman •.....	58
73 Albany St. (Ga.).....	61
60 Fort Valley St.....	61
57 Paine.....	65
86 Miles †.....	80
67 Paine †.....	69

Nickname: Lady Tigers
 Colors: Purple & Gold
 AD: Willie Washington
 SID: Derrick Johnson

BENEDICTINE (ILL.)

Lisle, IL 60532-0900III

Coach: Paul Nelson, Benedictine (Ill.)
 1993

2005-06 RESULTS (13-13)

71 Concordia (Ill.).....	76
65 Ripon †.....	69
53 Wheaton (Ill.).....	67
55 Hope.....	82
68 Carroll (Wis.) •.....	76
75 North Central (Ill.) •.....	70
65 Elmhurst.....	84
83 Judson (Ill.) •.....	88
60 Dominican (Ill.) •.....	37
73 Rhodes †.....	76
77 Penn St.-Behrend †.....	70
72 Webster •.....	68
58 Marian (Wis.).....	68
58 Chicago •.....	78
65 Lakeland •.....	48
70 Eureka.....	52
68 Clarke •.....	56
65 Rockford •.....	68
76 Aurora •.....	62
79 Milwaukee Engr. •.....	62
70 Eureka •.....	52
81 Clarke.....	76

77 Rockford.....	67
83 Concordia (Ill.) •.....	63
74 Aurora.....	77
82 Concordia (Ill.) •.....	86

Nickname: Eagles
 Colors: Red & White
 Arena: Rice Center
 Capacity: 2,000; Year Built: 1976
 AD:
 SID: Dave Beyer

BENNETT

Greensboro, NC 27401-3239 ..III

Coach: Angie Abraham,
 Buffalo St. 1996

2005-06 RESULTS (7-12)

63 Spelman •.....	66
52 Methodist •.....	65
56 Peace.....	73
61 Salem.....	40
53 Methodist.....	73
61 Piedmont Bible.....	60
45 Cumberland (Tenn.) •.....	77
55 Hollins •.....	51
70 Meredith.....	79
47 Greensboro.....	69
41 Southern Va. •.....	72
60 Allen.....	53
60 Voorhees.....	81
81 Warren Wilson •.....	24
58 Voorhees •.....	56
68 Piedmont Bible •.....	46
55 Meredith.....	63
56 Southern Va.....	77
Warren Wilson.....	
56 Spelman.....	57
Allen.....	

Nickname: Belles
 Colors: N/A
 AD: N/A
 SID: To be named

BENTLEY

Waltham, MA 02154-4705II

Coach: Barbara Stevens,
 Bridgewater St. 1976

2005-06 RESULTS (20-13)

67 Regis (Colo.) †.....	71
69 Augusta St. †.....	64
60 Merrimack †.....	64
64 Adelphi.....	57
58 Rollins †.....	75
71 Limestone †.....	72
59 Stonehill.....	101
51 Le Moyné.....	41
54 St. Michael's.....	61
62 St. Anselm •.....	52
65 Assumption.....	48
65 Merrimack.....	58
71 New Haven †.....	61
70 Bridgeport †.....	49
85 Bryant •.....	69
44 Assumption.....	63
69 American Int'l •.....	64
49 Le Moyné.....	46
60 St. Michael's •.....	69
63 St. Anselm.....	51
57 Merrimack •.....	45
84 Stonehill •.....	74
56 St. Rose.....	75
62 Southern Conn. St.....	71
64 Pace.....	78
64 Franklin Pierce •.....	54
70 Southern N.H. •.....	78
77 Mass.-Lowell •.....	60
70 Bryant.....	61
67 American Int'l.....	59
58 Southern N.H. •.....	57

67 Pace.....	60
36 Southern Conn. St.....	55

Nickname: Falcons
 Colors: Blue & Gold
 Arena: Charles A. Dana Center
 Capacity: 2,600; Year Built: 1973
 AD: Robert DeFelice
 SID: Dick Lipe

BETHANY (W.V.)

Bethany, WV 26032-0417III

Coach: Rebecca Upton,
 Westminster (Pa.) 2000

2005-06 RESULTS (9-17)

38 Baldwin-Wallace †.....	90
72 St. Lawrence †.....	71
58 Kenyon.....	82
85 Wilmington (Ohio).....	96
56 Hanover †.....	59
60 Allegheny •.....	71
73 Alma •.....	84
93 Methodist •.....	83
70 Frostburg St. •.....	67
69 Otterbein.....	84
66 Heidelberg •.....	63
41 Capital.....	73
57 Thomas More.....	71
49 Case Reserve.....	80
82 Waynesburg •.....	71
65 Wash. & Jeff. •.....	83
55 Westminster (Pa.).....	65
66 Grove City •.....	57
89 Thiel.....	92
78 Westminster (Pa.) •.....	73
59 Thomas More •.....	71
70 Waynesburg.....	74
72 Wash. & Jeff.....	79
60 Grove City.....	48
76 Thiel •.....	60
83 Waynesburg •.....	89

Nickname: Bison
 Colors: Kelly Green & White
 Arena: Hummel Field House
 Capacity: 800; Year Built: 1948
 AD: Joe Kurey
 SID: Brian Rose

BETHANY LUTHERAN

Mankato, MN 56001III

Coach: Rebecca Upton,
 Westminster (Pa.) 2000

2005-06 RESULTS (10-15)

62 Wartburg.....	79
46 Luther †.....	75
54 Waldorf •.....	69
59 Coe •.....	71
69 Dubuque •.....	85
59 Waldorf.....	78
45 Viterbo.....	80
79 North Central (Minn.).....	35
75 Albany Pharmacy.....	65
72 Southwestern (Tex.).....	68
74 Crown (Minn.).....	44
77 Crown (Minn.) •.....	39
47 Northwestern (Minn.) •.....	60
69 St. Scholastica.....	84
80 Northland.....	70
57 Minn.-Morris.....	80
64 Presentation.....	92
72 Martin Luther •.....	57
74 Northland.....	63
71 St. Scholastica •.....	58
80 North Central (Minn.) •.....	49
53 Northwestern (Minn.).....	68
64 Presentation •.....	67
74 Minn.-Morris •.....	85
80 Martin Luther.....	82

Nickname: Vikings
 Colors: Red, white & black
 AD: Karl Fager
 SID: To be named

BETHEL (MINN.)

St. Paul, MN 55112-6999III

Coach: Jon Herbrechtsmeyer,
 Gust. Adolphus 1992

2005-06 RESULTS (13-13)

67 Central (Iowa).....	45
73 Minn.-Morris •.....	67
72 Valley City St. •.....	62
70 St. Catherine.....	63
89 Augsburg •.....	61
70 St. Benedict.....	80
69 Cornell College.....	52
73 St. Mary's (Minn.).....	75
74 St. Olaf •.....	61
63 Gust. Adolphus.....	78
65 St. Thomas (Minn.).....	61
69 Concordia-M'head •.....	65
62 Hamline •.....	75
50 Carleton.....	67
84 Macalester •.....	38
87 St. Catherine •.....	50
74 Augsburg.....	70
88 St. Benedict •.....	91
62 St. Mary's (Minn.) •.....	64
55 St. Olaf.....	70
71 Gust. Adolphus.....	73
81 St. Thomas (Minn.) •.....	71
65 Concordia-M'head.....	71
60 Hamline.....	61
75 Carleton •.....	88
52 Gust. Adolphus.....	62

Nickname: Royals
 Colors: Blue & Gold
 Arena: Robertson Center
 Capacity: 2,000; Year Built: 1971
 AD: Robert Bjorklund
 SID: Dan Berglund

BETHUNE-COOKMAN

Daytona Beach, FL 32114-3099 .I

Coach: Francis Simmons,
 Voorhees 1971

2005-06 RESULTS (6-23)

55 North Fla. •.....	53
48 Rutgers.....	73
53 Florida A&M •.....	46
46 Fla. Atlantic •.....	80
45 North Fla.....	47
51 Stetson.....	68
26 South Carolina.....	87
40 Jacksonville.....	69
77 Hampton.....	71
56 Coppin St. •.....	70
54 Morgan St. •.....	66
49 South Carolina St. †.....	66
49 N.C. A&T.....	66
78 Howard •.....	99
60 Md.-East. Shore •.....	67
62 Savannah St. •.....	65
29 Delaware St.....	70
32 Coppin St.....	56
66 Morgan St.....	64
56 N.C. A&T •.....	81
61 South Carolina St. •.....	71
63 Howard.....	67
50 Md.-East. Shore.....	87
75 Savannah St.....	79
47 Delaware St. •.....	48
66 Norfolk St.....	59
50 Florida A&M.....	54
68 N.C. A&T †.....	48
41 Md.-East. Shore †.....	51

Nickname: Wildcats

Colors: Maroon & Gold
 Arena: Moore Gymnasium
 Capacity: 3,000; Year Built: 1953
 AD: Lynn W. Thompson
 SID: Bryan J. Harvey

BINGHAMTON

Binghamton, NY 13902-6000I

Coach: Richard Conover,
 Green Mountain 1987

2005-06 RESULTS (17-12)

53 Kansas.....	77
64 Fairleigh Dickinson.....	75
93 Canisius •.....	86
84 La Salle •.....	70
77 Marshall.....	68
61 Morehead St.....	66
72 Lehigh •.....	48
74 Syracuse.....	52
82 Colgate •.....	61
62 Harvard.....	71
66 Maine.....	56
74 New Hampshire •.....	54
75 Cornell •.....	60
65 Stony Brook •.....	64
68 Boston U.....	77
64 Hartford •.....	65
67 Vermont.....	50
70 Albany (N.Y.) •.....	49
37 UMBC.....	63
69 Maine •.....	64
49 New Hampshire.....	55
53 Stony Brook.....	68
65 Boston U. •.....	77
56 Hartford.....	66
61 UMBC •.....	52
77 Albany (N.Y.).....	56
84 Vermont.....	49
72 UMBC †.....	66
46 Hartford.....	57

Nickname: Bearcats
 Colors: Green & Black
 Arena: Events Center
 Capacity: 5,142; Year Built: 2004
 AD: Joel Thirer
 SID: David O'Brian

BIRMINGHAM-SO.

Birmingham, AL 35254II

Coach: Brad Hodge, Athens St. 1996

2005-06 RESULTS (12-16)

49 Samford •.....	54
55 Georgia St. †.....	56
74 Fla. Atlantic †.....	66
64 Troy.....	67
50 Kansas.....	72
67 New Orleans †.....	45
74 Millsaps •.....	40
58 Tex. A&M-Corp. Chris.....	68
75 Alcorn St. †.....	73
62 McNeese St. •.....	68
50 Mississippi St.....	59
57 Savannah St.....	51
59 Winthrop •.....	69
56 High Point •.....	71
61 Charleston So.....	58
57 Coastal Caro.....	70
40 Liberty •.....	51
68 Radford •.....	51
66 UNC Asheville.....	61
65 Savannah St. •.....	55
63 Winthrop.....	57
62 High Point.....	72
64 Charleston So. •.....	47
59 Coastal Caro. •.....	63
56 Radford.....	60
47 Liberty.....	60
66 UNC Asheville •.....	65

35 Coastal Caro.....50

Nickname: Panthers
 Colors: Black & Gold
 Arena: Bill Battle Coliseum
 Capacity: 2,000; Year Built: 1981
 AD: Joe Dean, Jr.
 SID: Sarah Barbee

BLACKBURN

Carlinville, IL 62626III

Coach: Ricky Fritch,
 James Madison 1999

2005-06 RESULTS (5-20)

59 Robert Morris-S'fiel •.....	65
51 Chicago •.....	77
47 Lincoln Chrst. •.....	40
70 Anderson (Ind.) †.....	77
46 Eureka.....	67
46 Washington-St. Louis •.....	91
44 Millikin.....	81
60 Clarke.....	64
63 St. Mary's (Ind.) †.....	72
56 Illinois Tech †.....	67
52 Aurora.....	73
64 MacMurray.....	70
85 Principia •.....	80
50 Webster.....	76
58 Greenville •.....	65
59 Maryville (Mo.) •.....	86
66 Westminster (Mo.).....	62
51 Fontbonne.....	67
59 MacMurray.....	68
58 Principia.....	65
64 Webster •.....	73
67 Greenville.....	53
44 Maryville (Mo.).....	89
63 Westminster (Mo.) •.....	56
62 Fontbonne •.....	78

Nickname: Beavers
 Colors: Scarlet & Black
 Arena: Dawes Gymnasium
 Capacity: 500; Year Built: 1937
 AD: Curtis Campbell
 SID: Tom Emery

BLOOMFIELD

Bloomfield, NJ 07003II

Coach: Jerry Wimberly,
 Savannah St. 1990

2005-06 RESULTS (20-9)

55 American Int'l.....	77
92 Caldwell •.....	53
80 Felician.....	60
67 NJIT •.....	59
77 Georgian Court •.....	52
91 Goldey-Beacom.....	62
67 Merrimack.....	62
66 Mass.-Lowell †.....	62
79 Wilmington (Del.).....	53
59 Nyack •.....	56
78 Post •.....	59
64 Phila. Sciences.....	82
69 Holy Family.....	79
63 Dominican (N.Y.).....	74
55 Philadelphia U. •.....	63
67 NJIT.....	60
87 Felician •.....	49
63 Philadelphia U.....	65
62 Holy Family •.....	63
71 Caldwell.....	46
80 Dominican (N.Y.) •.....	46
89 Georgian Court.....	57
73 Goldey-Beacom •.....	63
77 Phila. Sciences •.....	78
63 Post.....	55
69 Wilmington (Del.) •.....	62
74 Nyack.....	55
74 Caldwell •.....	56

68 Phila. Sciences.....79

Nickname: Deacons
 Colors: Maroon & Gold
 Arena: Bloomfield College Gymnasium
 Capacity: 450; Year Built: 1958
 AD: Sheila Wooten
 SID: TBA

BLOOMSBURG

Bloomsburg, PA 17815II

Coach: Tammy Millsaps, Va.
 Commonwealth 1998

2005-06 RESULTS (6-21)

37 Bowie St. •.....	48
50 Virginia St. •.....	47
61 Virginia Union.....	56
72 Clarion •.....	82
47 Southern Conn. St. •.....	71
49 Fairmont St. •.....	62
47 Edinboro.....	62
57 Slippery Rock.....	50
49 Pitt.-Johnstown.....	78
65 Philadelphia U. †.....	76
72 California (Pa.) •.....	84
59 Shippensburg.....	64
57 East Stroudsburg.....	74
61 Indiana (Pa.).....	79
46 Lock Haven.....	74
62 Kutztown •.....	73
64 Cheyney.....	68
53 Mansfield •.....	50
67 West Chester.....	78
65 Millersville •.....	50
44 East Stroudsburg •.....	58
47 Kutztown.....	60
81 Cheyney •.....	42
51 Mansfield.....	66
46 Pitt.-Johnstown •.....	57
72 West Chester •.....	81
54 Millersville.....	76

Nickname: Huskies
 Colors: Maroon & Gold
 Arena: E .H. Nelson Fieldhouse
 Capacity: 3,000; Year Built: 1972
 AD: Mary Gardner
 SID: Tom McGuire

BLUEFIELD ST.

Bluefield, WV 24701-2198.....II

Coach: Gary Brown, Bluefield St. 1979

2005-06 RESULTS (9-18)

47 West Virginia St.....	52
74 West Va. Tech.....	56
57 Livingstone.....	86
76 Bluefield Col. •.....	63
38 Charleston (W.V.).....	96
62 Livingstone •.....	68
49 Fayetteville St. •.....	61
77 Dist. Columbia.....	68
72 Daemen •.....	66
63 Salem Int'l.....	71
52 Concord •.....	48
58 Charleston (W.V.) •.....	69
72 Ohio Valley.....	80
60 Alderson-Broaddus •.....	55
54 West Va. Wesleyan •.....	72
61 Shepherd.....	79
62 Glenville St.....	89
64 West Va. Tech.....	52
61 Fairmont St.....	87
44 Dist. Columbia •.....	57
60 Wheeling Jesuit •.....	71
66 West Liberty St. •.....	87
65 Concord.....	75
72 Davis & Elkins •.....	40
46 West Va. Tech •.....	43
72 West Virginia St. •.....	80
35 Shepherd.....	89

Nickname: Lady Blues
 Colors: Blue & Gold
 Arena: Ned Shott Gymnasium
 Capacity: 1,500; Year Built: 1969
 AD: Terry W. Brown
 SID: Kim Irvine

BLUFFTON

Bluffton, OH 45817-2104III

Coach: Chad Shutler, Heidelberg 1997

2005-06 RESULTS (4-22)

75	Muskingum.....	79
73	Ohio Valley †.....	96
66	Oberlin •.....	62
64	Tri-State •.....	59
61	Heidelberg.....	73
45	Denison •.....	65
52	Marygrove.....	74
61	Siena Heights.....	67
47	Thomas More.....	60
64	Case Reserve •.....	73
54	Adrian.....	73
60	Manchester.....	75
57	Hanover.....	74
52	Franklin.....	80
67	Transylvania •.....	75
63	Mt. St. Joseph.....	64
64	Anderson (Ind.) •.....	71
77	Defiance.....	83
68	Hanover •.....	77
77	Franklin •.....	100
47	Transylvania.....	65
67	Mt. St. Joseph •.....	65
65	Anderson (Ind.).....	68
74	Defiance.....	63
48	Manchester •.....	73
41	Franklin.....	77

Nickname: Beavers
 Colors: Royal Purple and White
 Arena: Founders Hall
 Capacity: 1,500; Year Built: 1952
 AD: Phill Talavina
 SID: Bill Hanefeld Jr.

BOISE ST.

Boise, ID 83725-1020I

Coach: Gordy Presnell, Northwest Nazarene 1983

2005-06 RESULTS (15-15)

91	Idaho St.....	89
80	Sacramento St. •.....	52
66	Montana St.....	52
73	Northern Colo. †.....	59
85	Utah Valley St. •.....	55
76	Washington St. •.....	80
54	Wyoming.....	68
51	Denver.....	55
68	San Diego.....	51
51	San Diego St.....	54
61	San Francisco •.....	50
62	Weber St. •.....	55
61	Louisiana Tech.....	75
60	New Mexico St.....	61
70	Utah St. •.....	38
58	Nevada •.....	50
57	San Jose St.....	63
83	Hawaii.....	75
67	Nevada.....	73
67	Idaho •.....	54
64	San Jose St. •.....	69
64	Fresno St.....	81
67	Hawaii.....	72
72	New Mexico St. •.....	45
59	Louisiana Tech •.....	72
72	Utah St.....	55
55	Fresno St. •.....	65
59	Idaho.....	72
72	Hawaii †.....	63

59 New Mexico St. †.....60

Nickname: Broncos
 Colors: Blue & Orange
 Arena: Taco Bell Arena
 Capacity: 12,400; Year Built: 1982
 AD: Gene Bleymaier
 SID: Doug Link

BOSTON COLLEGE

Chestnut Hill, MA 02467-3861 ...I

Coach: Cathy Inglese, Southern Conn. St. 1980

2005-06 RESULTS (21-12)

51	Drexel •.....	44
62	Richmond •.....	51
46	Connecticut.....	60
79	Vermont •.....	38
62	North Texas †.....	46
85	New Hampshire.....	58
67	Holy Cross •.....	53
61	Ohio St. •.....	66
83	Massachusetts •.....	44
74	Quinnipiac.....	44
66	Boston U. •.....	49
101	Niagara •.....	49
77	Stanford.....	69
73	Colgate •.....	54
64	Maryland.....	67
62	Virginia Tech.....	67
52	Duke •.....	66
68	Miami (Fla.).....	82
85	Longwood •.....	29
57	Virginia •.....	43
75	North Carolina St.....	66
77	Wake Forest •.....	63
70	Clemson.....	53
57	Georgia Tech •.....	55
79	Miami (Fla.) •.....	69
59	Maryland.....	86
62	North Carolina.....	69
71	North Carolina St. •.....	82
60	Florida St.....	71
54	Virginia †.....	57
78	Notre Dame †.....	61
79	Ohio St. †.....	69
54	Utah †.....	57

Nickname: Eagles
 Colors: Maroon & Gold
 Arena: Conte Forum
 Capacity: 8,606; Year Built: 1988
 AD: Gene DeFilippo
 SID: Stephanie Tunnera

BOSTON U.

Boston, MA 02215I

Coach: Kelly Greenberg, La Salle 1989

2005-06 RESULTS (18-12)

53	St. John's (N.Y.).....	64
73	Northeastern •.....	46
61	Delaware •.....	59
73	Canisius.....	68
72	Long Island •.....	45
73	Brown.....	59
54	Indiana †.....	62
70	Harvard.....	59
49	Boston College.....	66
62	Holy Cross †.....	80
53	Yale †.....	41
75	UMBC.....	57
58	Hartford.....	70
77	Binghamton •.....	68
54	Stony Brook.....	72
92	Vermont.....	72
69	Albany (N.Y.) •.....	52
80	Maine •.....	61
71	New Hampshire •.....	83
65	Albany (N.Y.).....	50
57	UMBC •.....	63

77	Binghamton.....	65
72	Stony Brook •.....	64
79	Vermont •.....	70
63	New Hampshire.....	76
66	Maine.....	69
61	Hartford •.....	77
66	New Hampshire †.....	60
76	Stony Brook †.....	74
56	Hartford.....	75

Nickname: Terriers
 Colors: Scarlet & White
 Arena: Case Gym
 Capacity: 1,800; Year Built: 1972
 AD: Michael P. Lynch
 SID: Brian Kelley

BOWDOIN

Brunswick, ME 04011III

Coach: Stefanie Pemper, Idaho St. 92

2005-06 RESULTS (27-3)

75	Endicott †.....	29
72	Eastern Conn. St.....	39
95	New England •.....	49
55	Southern Me.....	64
71	Rensselaer.....	61
85	Staten Island.....	42
87	Colby-Sawyer •.....	57
73	Colby.....	51
80	Ithaca •.....	46
67	Husson.....	36
85	Me-Farmington •.....	44
74	Emmanuel (Mass.) •.....	53
51	Bates.....	56
73	Tufts.....	56
72	Colby •.....	40
80	Amherst •.....	50
85	Trinity (Conn.) •.....	51
76	Bates •.....	59
73	Wesleyan (Conn.) •.....	65
76	Connecticut Col. •.....	41
59	Middlebury.....	48
70	Williams.....	60
57	Maine Maritime.....	47
52	Tufts •.....	41
61	Wesleyan (Conn.) †.....	46
68	Bates.....	58
73	Colby-Sawyer •.....	54
59	Brandeis •.....	56
62	Mary Washington †.....	54
53	Southern Me.....	56

Nickname: Polar Bears
 Colors: White
 Arena: Morrill Gymnasium
 Capacity: 2,000; Year Built: 1965
 AD: Jeffrey H. Ward
 SID: Jim Caton

BOWIE ST.

Bowie, MD 20715-9465II

Coach: Douglas Robertson, Bowie St. 1995

2005-06 RESULTS (13-16)

54	Central St. (Ohio) •.....	63
48	Bloomsburg.....	37
56	Lock Haven †.....	49
76	Winston-Salem •.....	50
77	Lincoln (Pa.).....	42
46	St. Augustine's.....	51
83	Catawba.....	81
66	West Chester.....	79
32	Millersville †.....	60
49	Clayton St.....	88
36	West Ga. †.....	50
57	Virginia St. •.....	44
37	N.C. Central.....	51
79	Livingstone.....	70
42	Shaw.....	78
50	Johnson C. Smith.....	61

70	Lincoln (Pa.) •.....	65
36	Virginia Union •.....	48
80	Columbia Union •.....	65
76	Elizabeth City St.....	87
81	Fayetteville St.....	91
47	Virginia Union.....	64
73	St. Paul's.....	66
72	Shaw •.....	90
57	Virginia St.....	54
59	St. Paul's •.....	57
54	Elizabeth City St. •.....	79
52	Winston-Salem †.....	51
54	Johnson C. Smith †.....	65

Nickname: Lady Bulldogs
 Colors: Black & Gold
 Arena: A.C. Jordan Arena
 Capacity: 2,200; Year Built: 1973
 AD: Derek Carter
 SID: Gregory C. Goings

BOWLING GREEN

Bowling Green, OH 43403I

Coach: Curt Miller, Baldwin-Wallace 90

2005-06 RESULTS (28-3)

78	IPFW •.....	50
77	St. Francis (Pa.) •.....	55
66	IUPUI †.....	55
68	Indiana.....	50
78	Detroit.....	67
76	Duquesne •.....	51
67	Florida Int'l.....	56
72	Oakland.....	59
44	Delaware †.....	48
62	Iona †.....	45
62	Kentucky.....	66
71	Akron •.....	54
75	Buffalo.....	48
61	Kent St.....	58
77	Ohio •.....	63
80	Miami (Ohio) •.....	58
57	Central Mich.....	52
77	Western Mich. •.....	69
76	Eastern Mich. •.....	69
71	Toledo.....	65
66	Northern Ill. •.....	58
72	Ball St.....	60
80	Akron.....	48
65	Buffalo •.....	51
62	Kent St. •.....	50
65	Ohio.....	61
71	Miami (Ohio).....	59
73	Northern Ill. †.....	61
68	Toledo †.....	46
64	Kent St. †.....	39
61	UCLA †.....	74

Nickname: Falcons
 Colors: Orange & Brown
 Arena: Anderson Arena
 Capacity: 4,700; Year Built: 1960
 AD: Greg Christopher
 SID: Mike Cihon

BRADLEY

Peoria, IL 61625I

Coach: Paula Buscher, Missouri St. 1986

2005-06 RESULTS (9-19)

78	Ill.-Chicago •.....	73
79	Valparaiso •.....	71
61	Miami (Fla.).....	73
60	Duquesne †.....	70
54	Western Ill.....	57
61	Loyola (Ill.).....	50
64	Illinois.....	80
55	St. Mary's (Cal.) •.....	60
77	St. Louis •.....	65
62	Drake •.....	68
68	Creighton •.....	79
57	Evansville.....	71

64	Southern Ill.	66
59	Indiana St. •	70
71	Illinois St. •	63
68	UNI •	82
45	Missouri St.	66
59	Wichita St.	61
52	Southern Ill. •	43
49	Evansville •	51
52	Indiana St.	78
51	Illinois St.	66
64	UNI •	67
85	Wichita St. •	79
70	Missouri St. •	63
80	Creighton	63
57	Drake	65
64	Missouri St.	69

Nickname: Braves
 Colors: Red & White
 Arena: Robertson Field House
 Capacity: 5,000; Year Built: 1949
 AD: Kenneth E. Kavanagh
 SID: Jim Rea

BRANDEIS

Waltham, MA 02454-9110.....III

Coach: Carol Simon, Colby 1985

2005-06 RESULTS (20-5)

69	Salve Regina •	53
73	Bates •	62
56	Wellesley	37
83	Wheaton (Mass.) •	39
78	WPI	60
63	Western New Eng. •	38
60	Endicott	41
81	Carnegie Mellon •	66
60	Rochester •	56
67	MIT •	48
68	New York U.	70
68	Tufts •	57
92	Chicago	85
66	Washington-St. Louis	83
76	Case Reserve •	66
75	Emory •	57
52	Emory	62
58	Case Reserve	52
63	Rochester	51
66	Carnegie Mellon	51
54	Washington-St. Louis •	66
65	Chicago •	62
67	New York U. •	62
63	Salem St. †	59
56	Bowdoin	59

Nickname: Judges
 Colors: Blue & White
 Arena: Red Auerbach Arena
 Capacity: 2,500; Year Built: 1992
 AD: Sheryl Sousa
 SID: Adam Levin

BRIDGEPORT

Bridgeport, CT 06601II

Coach: Mark McCaleb,
 Massachusetts 1989

2005-06 RESULTS (19-9)

59	Mass.-Lowell •	46
46	Indiana (Pa.) †	56
58	Millersville	56
61	Concordia (N.Y.) •	54
65	C.W. Post	54
47	Molloy	52
57	Adelphi	69
77	St. Anselm	75
60	Pace	82
49	Bentley †	70
86	Mercy •	57
63	St. Thomas Aquinas	45
55	NYIT	50
70	Queens (N.Y.) •	60

63	Dowling	58
68	New Haven •	66
59	Concordia (N.Y.)	70
63	C.W. Post •	58
59	Molloy	51
66	Adelphi •	60
69	New Haven	67
96	Mercy	52
52	St. Thomas Aquinas •	54
62	NYIT •	44
53	Queens (N.Y.)	64
68	Dowling •	64
74	Molloy •	54
50	C.W. Post •	56

Nickname: Purple Knights
 Colors: Purple & White
 Arena: Harvey Hubbell Gymnasium
 Capacity: 2,000; Year Built: 1963
 AD: Jay Moran
 SID: TBA

BRIDGEWATER (VA.)

Bridgewater, VA 22812-1599...III

Coach: Jean Willi, Bridgewater (Va.)
 1981

2005-06 RESULTS (24-7)

58	Emory	68
57	Oglethorpe	68
85	Averett •	47
70	Wash. & Lee	47
78	Ferrum	74
72	Randolph-Macon	80
59	Roanoke •	45
83	Randolph-Macon •	81
67	Mary Washington	85
82	Rand.-Macon Woman's •	52
81	Lynchburg	63
78	Va. Wesleyan •	64
88	Emory & Henry	71
77	Guilford	61
63	Hollins •	37
71	Wash. & Lee •	46
77	East. Mennonite •	61
85	Hollins	54
92	Lynchburg	52
72	Roanoke	51
87	Guilford •	52
84	Emory & Henry •	61
86	Rand.-Macon Woman's	53
35	Va. Wesleyan	42
74	East. Mennonite	60
85	Emory & Henry †	46
69	Roanoke †	54
65	Randolph-Macon †	79
71	Bates †	69
72	Baruch †	49
55	Southern Me.	68

Nickname: Eagles
 Colors: Cardinal & Vegas Gold
 Arena: Nininger Hall
 Capacity: 1,200; Year Built: 1957
 AD: Curtis L. Kendall
 SID: Steve Cox

BRIDGEWATER ST.

Bridgewater, MA 02325-9998..III

Coach: Bridgett Casey, Bryant 93

2005-06 RESULTS (20-8)

75	Medgar Evers •	25
75	St. Joseph's (L.I.)	46
58	Rhode Island Col. •	62
93	Pine Manor	63
60	Babson •	55
63	Mass.-Dartmouth •	44
74	Endicott	64
73	Wentworth Inst.	74
59	Williams †	72
66	Cabrini †	54

78	Curry	64
70	Westfield St.	67
71	Framingham St. •	36
61	Mass. Liberal Arts	24
90	Mass.-Boston	69
65	Worcester St.	57
69	Salem St. •	63
67	Fitchburg St. •	62
77	Westfield St. •	64
55	Framingham St.	45
66	Mass. Liberal Arts •	39
50	Worcester St. •	55
58	Salem St.	75
53	Fitchburg St.	58
75	Worcester St.	60
65	Salem St.	77
75	Endicott •	61
69	Mount Holyoke	81

Nickname: Bears
 Colors: Crimson & White
 Arena: Adrian Tinsley Center
 Capacity: 1,000; Year Built: 2002
 AD: John C. Harper
 SID: Mike Holbrook

BRIGHAM YOUNG

Provo, UT 84602I

Coach: Jeff Judkins, Utah 1978

2005-06 RESULTS (26-6)

76	Cal St. Northridge	59
71	UCLA	67
72	UC Santa Barb. •	39
77	Stony Brook	54
54	Seton Hall	50
67	UC Riverside	53
82	Northern Ariz. •	48
61	Utah Valley St. •	54
65	North Carolina St. •	67
63	Weber St.	47
64	Portland •	55
64	Air Force •	43
61	Utah	60
77	UNLV •	58
60	Wyoming	44
64	San Diego St. •	39
67	TCU	64
70	Colorado St. •	54
60	New Mexico •	55
67	Air Force	44
52	Utah •	70
55	UNLV	51
56	Wyoming •	57
67	San Diego St.	49
73	TCU •	56
69	Colorado St.	67
49	New Mexico	74
65	Colorado St. †	45
63	TCU †	53
60	Utah †	84
67	Iowa †	62
70	Oklahoma †	86

Nickname: Cougars
 Colors: Dark Blue and White
 Arena: J. Willard Marriott Ctr.
 Capacity: 22,700; Year Built: 1972
 AD: Tom Holmoe
 SID: Norma G. Collett

BROCKPORT ST.

Brockport, NY 14420-2989III

Coach: Michele Carron,
 Brockport St. 1986

2005-06 RESULTS (14-13)

53	New York U.	73
61	FDU-Florham †	75
64	Cortland St. •	68
64	Plattsburgh St.	53
54	Oswego St.	44

67	St. John Fisher •	73
54	Pitt.-Bradford •	45
56	William Smith •	46
60	St. John Fisher †	75
62	Rochester Inst. †	42
64	Keuka †	55
53	New Paltz St. •	55
65	Buffalo St. •	49
81	Utica/Rome	42
58	Fredonia St.	68
65	New Paltz St.	52
67	Oneonta St.	75
56	Buffalo St.	66
71	Potsdam St. •	48
60	Plattsburgh St. •	44
60	Utica/Rome	35
44	Cortland St.	53
62	Geneseo St. •	69
75	Oswego St. •	66
68	Oneonta St.	56
66	Oswego St. †	68
71	Union (N.Y.)	77

Nickname: Golden Eagles
 Colors: Green & Gold
 Arena: Tuttle North Gym
 Capacity: 3,000; Year Built: 1973
 AD: Linda J. Case
 SID: Kelly Vergin

BROOKLYN

Brooklyn, NY 11210III

Coach: Alex Lang,

2005-06 RESULTS (12-13)

67	Old Westbury †	69
70	St. Elizabeth †	64
68	Purchase St.	61
67	Polytechnic (N.Y.)	70
74	St. Elizabeth •	56
68	City Tech •	39
48	Staten Island	62
64	St. Joseph's (Brkln)	68
77	Yeshiva	44
69	Medgar Evers •	50
55	York (N.Y.)	67
54	Albertus Magnus	42
36	John Jay •	40
62	CCNY •	32
49	Lincoln (Pa.)	59
45	Lehman	75
65	New Rochelle •	50
73	Centenary (N.J.)	80
58	Hunter •	70
59	Baruch •	83
51	Staten Island •	68
70	City Tech	57
67	Medgar Evers	64
66	York (N.Y.) •	54
46	John Jay †	54

Nickname: Bridges
 Colors: Maroon & Gold
 Arena: Roosevelt Gymnasium
 Capacity: 800; Year Built: 1935
 AD: Bruce Filosa
 SID: Alex Lang

BROWN

Providence, RI 02912I

Coach: Jean Marie Burr,
 New Hampshire 1977

2005-06 RESULTS (18-10)

72	Fairfield	62
69	Lehigh	77
71	Rhode Island	75
47	Mississippi †	56
86	Hampton •	71
71	Stony Brook •	62
59	Boston U. •	73
59	George Mason •	64

60	Massachusetts †	70
67	Alabama St. †	55
55	Maine •	46
46	Marist	67
51	Yale	47
67	Yale •	52
72	South Dakota St. •	64
51	Dartmouth	73
64	Harvard	62
65	Penn •	47
49	Princeton •	47
71	Cornell	68
62	Columbia	39
66	Harvard •	61
59	Dartmouth •	54
69	Columbia •	48
65	Cornell •	52
55	Princeton	72
70	Penn	62
62	Dartmouth †	73

Nickname: Bears
 Colors: Brown, Red & White
 Arena: Pizzitola Center
 Capacity: 2,800; Year Built: 1989
 AD: Michael Goldberger
 SID: Kristen DiChiaro

BRYANT

Smithfield, RI 02917-1284II

Coach: Mary Burke, Providence 1987

2005-06 RESULTS (13-14)

67	Queens (N.Y.)	66
48	American Int'l	62
51	St. Rose	71
62	Pace •	71
46	Southern Conn. St.	73
68	Adelphi •	67
57	Stonehill	71
87	Saginaw Valley •	86
65	St. Thomas Aquinas •	46
65	Southern N.H. •	61
73	Assumption •	64
69	Bentley	85
80	Stonehill •	92
64	Merrimack	59
57	Assumption	60
51	American Int'l •	58
69	St. Rose •	72
52	Pace	80
43	Southern Conn. St. •	62
60	Franklin Pierce	52
57	Mass.-Lowell •	54
70	Southern N.H.	78
83	Le Moyne •	76
68	St. Anselm	57
64	St. Michael's •	50
61	Bentley •	70
70	Merrimack •	55

Nickname: Bulldogs
 Colors: Black, Gold & White
 Arena: Chace Athletic Center
 Capacity: 2,700; Year Built: 1971
 AD: Bill Smith
 SID: Jason Sullivan

BRYN MAWR

Bryn Mawr, PA 19010-2899III

Coach: Katie Tarr, Swarthmore 2002

2005-06 RESULTS (3-22)

55	Notre Dame (Md.)	66
60	Hollins †	50
39	Muhlenberg	66
49	Gettysburg	73
42	Wellesley †	57
47	St. Joseph (Conn.) †	54
59	Haverford †	56
36	Swarthmore •	49
41	McDaniel •	79

44	Ursinus •	66
38	Johns Hopkins	79
60	Gettysburg •	68
44	Dickinson	69
47	McDaniel	68
46	Immaculata •	49
31	Johns Hopkins •	60
46	Swarthmore	60
49	Haverford •	66
54	Washington (Md.) •	60
36	Ursinus	60
56	Lincoln (Pa.)	49
33	Frank. & Marsh	60
50	Muhlenberg •	58
50	Dickinson •	70
55	Haverford	65

Nickname: Owls
 Colors: Yellow and White
 Arena: Schwartz Gymnasium
 Capacity: 1,500; Year Built: 1983
 AD:
 SID: Jacob Mullins

BUCKNELL

Lewisburg, PA 17837I

Coach: Kathaleen Fedorjaka, Fairfield 1990

2005-06 RESULTS (18-11)

72	Stony Brook	81
58	Iona	75
54	Coppin St. •	48
54	Siena •	48
55	St. Joseph's •	59
41	Air Force	58
71	High Point †	60
93	Md.-East. Shore	92
62	Cornell	57
74	Buffalo	63
42	Delaware St. •	60
56	Stony Brook •	65
88	Navy	51
66	American	43
63	Holy Cross •	67
58	Lehigh	45
73	Colgate •	58
63	Columbia •	45
74	Navy •	54
62	Lafayette •	48
81	Colgate	63
73	American •	38
41	Holy Cross	56
54	Lafayette	51
65	Army	66
55	Lehigh •	56
60	Army •	47
64	Lehigh †	54
60	Holy Cross	64

Nickname: Bison
 Colors: Orange & Blue
 Arena: Sojka Pavilion
 Capacity: 4,000; Year Built: 2003
 AD: John P. Hardt
 SID: Todd Merriett

BUENA VISTA

Storm Lake, IA 50588-9990III

Coach: Janet Berry, Iowa St. 85

2005-06 RESULTS (17-10)

88	St. Olaf	91
63	Lakeland †	65
113	Finlandia †	75
101	Central (Iowa) •	69
75	Colorado Mines	93
85	Colorado Col. †	63
85	Martin Luther •	58
67	Augustana (S.D.)	96
73	Mt. Marty •	57
89	Neb. Wesleyan •	69

57	Cornell College	62
69	Loras	59
87	Luther •	73
91	Wartburg	76
93	Dubuque	64
90	Coe •	68
82	Simpson	91
81	Cornell College •	73
78	Central (Iowa)	82
71	Loras •	75
81	Coe	59
69	Simpson	66
69	Luther	72
92	Wartburg •	74
88	Dubuque •	60
82	Cornell College •	60
88	Luther	95

Nickname: Beavers
 Colors: Navy Blue & Gold
 Arena: Siebens Fieldhouse
 Capacity: 3,000; Year Built: 1969
 AD: Jan Travis
 SID: Nick Huber

BUFFALO

Buffalo, NY 14260I

Coach: Linda Hill-MacDonald, West Chester 1970

2005-06 RESULTS (10-18)

61	Canisius •	77
63	Syracuse •	64
41	Auburn •	70
66	Lafayette	56
68	Niagara	45
53	Youngstown St. •	40
87	Northeastern •	59
80	Oakland	82
63	Bucknell •	74
73	UTSA	62
39	Tulsa †	64
78	Miami (Ohio)	75
48	Bowling Green •	75
62	Ohio •	72
68	Akron	63
56	Kent St.	73
47	Toledo •	57
41	Eastern Mich. •	56
72	Northern Ill.	81
56	Ball St.	70
50	Central Mich. •	58
42	Western Mich.	86
62	Miami (Ohio) •	61
51	Bowling Green	65
84	Ohio	77
72	Akron •	62
59	Kent St. •	73
58	Toledo •	70

Nickname: Bulls
 Colors: Royal Blue & White
 Arena: Alumni Arena
 Capacity: 6,100; Year Built: 1982
 AD: Warde Manuel
 SID: Heidi Roth

BUFFALO ST.

Buffalo, NY 14222-1095III

Coach: Jerome Moss, Fredonia St. 1990

2005-06 RESULTS (9-17)

80	Cazenovia •	35
46	Capital •	60
45	St. John Fisher	69
49	Fredonia St. •	67
56	Oneonta St.	79
65	Utica/Rome	56
67	Thomas More †	73
60	Grove City †	49
42	North Central (Ill.) †	83
66	Pitt.-Greensburg †	83

54	Medaille	49
59	New Paltz St. •	49
46	Ithaca •	68
43	Oswego St. •	54
49	Cortland St.	65
61	Potsdam St. •	55
59	Geneseo St.	62
43	Cortland St.	65
66	Brockport St. •	56
55	Oswego St.	69
55	Oneonta St. •	60
49	Geneseo St. •	51
86	Potsdam St.	78
58	Plattsburgh St.	63
70	Utica/Rome •	56
59	Oswego St.	71

Nickname: Bengals
 Colors: Orange & Black
 Arena: Sports Arena
 Capacity: 3,500; Year Built: 1991
 AD: Jerry S. Boyes
 SID: Jeff Ventura

BUTLER

Indianapolis, IN 46208-3485I

Coach: Beth Couture, Erskine 1984

2005-06 RESULTS (15-14)

59	Purdue	85
69	UCF †	57
59	St. Mary's (Cal.)	69
80	Eastern Ill.	78
72	Indiana St. †	85
72	Miami (Ohio)	88
66	Ball St. •	74
83	Evansville •	78
72	UMBC •	66
78	Youngstown St. •	55
80	Wis.-Milwaukee	79
54	IUPUI	62
64	Ill.-Chicago •	83
69	Detroit •	71
78	Wright St.	56
85	Loyola (Ill.) •	72
51	Wis.-Green Bay	56
70	IPFW	60
71	Wright St. •	67
63	Youngstown St.	71
71	Cleveland St.	68
71	Detroit	65
62	Wis.-Milwaukee •	74
82	Loyola (Ill.)	69
66	Ill.-Chicago	85
75	Cleveland St. •	62
67	Wis.-Green Bay •	79
58	Detroit •	45
57	Wis.-Milwaukee	58

Nickname: Bulldogs
 Colors: Blue & White
 Arena: Hinkle Fieldhouse
 Capacity: 11,043; Year Built: 1928
 AD: Barry Collier
 SID: John Dedman

C.W. POST

Brookville, NY 11548II

Coach: Patrice Walker, C.W. Post 1984

2005-06 RESULTS (13-17)

30	Assumption •	58
51	Le Moyne •	57
48	St. Thomas Aquinas •	63
54	Bridgeport •	65
55	Stonehill •	69
46	Glenville St. †	66
64	West Liberty St. †	76
85	Queens (N.Y.)	81
57	Arkansas Tech •	50
32	Southern Conn. St.	69
64	New Haven	66

62 Molloy •.....	67
58 Concordia (N.Y.) •.....	51
83 Mercy •.....	26
45 Molloy.....	60
61 Dowling •.....	53
58 NYIT.....	55
46 Adelphi.....	58
50 St. Thomas Aquinas.....	68
58 Bridgeport.....	63
47 New Haven •.....	61
57 Adelphi •.....	52
70 Queens (N.Y.) •.....	48
63 Concordia (N.Y.).....	53
71 Mercy.....	45
54 Dowling.....	56
64 NYIT •.....	60
60 Adelphi.....	51
56 Bridgeport.....	50
50 New Haven.....	64

Nickname: Pioneers
 Colors: Green & Gold
 Arena: Pratt Recreation Center
 Capacity: 3,000; Year Built: 2002
 AD: Bryan Collins
 SID: Tom Emberley

CABRINI

Radnor, PA 19087-3698.....II

Coach: Bobbi Morgan, Richmond 1985

2005-06 RESULTS (11-15)

52 Wilkes †.....	57
36 Albright †.....	55
48 King's (Pa.) •.....	60
59 Neumann.....	61
57 Misericordia •.....	51
57 Cedar Crest •.....	40
51 DeSales.....	61
76 Penn St.-Berks.....	47
40 Edgewood †.....	66
54 Bridgewater St. †.....	66
57 Wesley.....	68
58 Marywood •.....	54
61 Rosemont •.....	27
77 Eastern.....	43
40 Alvernia.....	62
51 Dickinson •.....	57
58 Neumann •.....	43
61 Rosemont.....	52
64 Immaculata •.....	58
46 Richard Stockton •.....	55
49 Wesley •.....	46
45 Arcadia.....	52
50 Gwynedd-Mercy.....	72
74 Eastern •.....	23
41 Immaculata.....	45
35 Alvernia.....	55

Nickname: Lady Cavaliers
 Colors: Royal Blue & White
 Arena: Sacred Heart Gymnasium
 Capacity: 750; Year Built: 1958
 AD: Leslie Danehy
 SID: Rich Schepis

CALDWELL

Caldwell, NJ 07006-6195.....II

Coach: Nicole Durniern-Amato,
 Villanova 1999

2005-06 RESULTS (8-20)

57 NJIT.....	61
53 Bloomfield.....	92
67 Nyack •.....	59
63 Georgian Court.....	71
47 Holy Family •.....	61
57 Wilmington (Del.) •.....	52
76 Felician •.....	72
28 Southern Conn. St. •.....	65
57 Columbus St.....	65
62 GC&SU †.....	67

73 Philadelphia U.....	80
60 Dominican (N.Y.).....	72
64 Phila. Sciences •.....	77
58 Post •.....	63
75 Goldey-Beacom •.....	58
79 Felician.....	71
49 Holy Family.....	75
57 Georgian Court •.....	59
61 Dominican (N.Y.) •.....	71
62 Goldey-Beacom.....	52
70 Post.....	72
46 Bloomfield •.....	71
78 Wilmington (Del.).....	66
52 Nyack.....	57
52 NJIT.....	45
52 Phila. Sciences.....	70
58 Philadelphia U. •.....	67
56 Bloomfield.....	74

Nickname: Cougars
 Colors: Scarlet & Gold
 Arena: George R. Newman Center
 Capacity: 1,800; Year Built: 2002
 AD: Mark A. Corino
 SID: Matthew McLagan

CALIFORNIA

Berkeley, CA 94720.....I

Coach: Joanne Boyle, Duke 1985

2005-06 RESULTS (18-12)

64 Eastern Wash. •.....	45
46 New Mexico.....	55
73 Radford •.....	50
67 UC Davis •.....	58
62 Marshall †.....	53
58 Baylor †.....	75
71 Columbia •.....	36
58 UNLV •.....	50
78 San Jose St.....	57
94 South Carolina St. •.....	48
55 Washington.....	62
53 Washington St.....	47
65 UCLA •.....	58
73 Southern California •.....	68
41 Oregon.....	70
71 Oregon St.....	50
75 Stanford.....	87
66 Arizona St. •.....	64
76 Arizona •.....	80
72 Southern California.....	67
87 UCLA.....	90
55 Oregon St. •.....	63
49 Oregon •.....	39
46 Stanford.....	55
73 Arizona.....	56
43 Arizona St.....	62
61 Washington St. •.....	51
81 Washington •.....	58
63 UCLA †.....	80
68 St. John's (N.Y.) †.....	78

Nickname: Golden Bears
 Colors: Blue & Gold
 Arena: Haas Pavilion
 Capacity: 11,877; Year Built: 1999
 AD: Sandy Barbour
 SID: Debbie Rosenfeld-Caparaz

UC DAVIS

Davis, CA 95616-8674.....II

Coach: Sandy Simpson, UC Davis 1981

2005-06 RESULTS (16-12)

71 Radford •.....	82
58 California.....	67
67 Portland St.....	64
81 Portland.....	85
69 San Francisco •.....	55
58 San Diego St. •.....	36
73 Southern Utah •.....	46
65 Sacramento St.....	78

69 St. Mary's (Cal.).....	75
76 Bethany (Cal.) •.....	36
54 Auburn †.....	69
45 San Diego St.....	59
67 Long Beach St. •.....	64
72 UC Irvine.....	79
73 Cal Poly.....	59
55 UC Santa Barb.....	70
79 Cal St. Northridge •.....	68
77 Pacific •.....	62
68 UC Riverside.....	53
75 Cal St. Fullerton.....	71
70 Pacific.....	66
66 Cal St. Northridge.....	55
70 Cal Poly •.....	63
64 UC Santa Barb. •.....	56
56 UC Irvine.....	53
62 Long Beach St.....	78
66 Cal St. Fullerton •.....	71
52 UC Riverside •.....	55

Nickname: Aggies
 Colors: Yale Blue & Gold
 Arena: Recreation Hall
 Capacity: 7,600; Year Built: 1977
 AD: Greg Warzecka
 SID: Bill Stevens

UC IRVINE

Irvine, CA 92697-4125.....I

Coach: Molly Tuter, Arizona St. 1998

2005-06 RESULTS (9-19)

84 Fresno St. •.....	93
73 Loyola Marymount •.....	93
65 Colorado St.....	85
56 South Dakota St. †.....	81
54 UCLA.....	92
71 Santa Clara.....	99
64 New Mexico St. •.....	88
82 Southeastern La. •.....	75
59 North Texas.....	90
51 SMU.....	77
48 San Diego.....	78
79 UC Davis.....	72
72 Cal Poly •.....	99
60 UC Santa Barb. •.....	71
47 Cal St. Northridge.....	57
85 Pacific.....	72
46 UC Riverside.....	76
73 Cal St. Fullerton •.....	66
50 Long Beach St.....	79
67 Cal St. Fullerton.....	75
65 UC Riverside.....	63
79 Pacific •.....	58
59 Cal St. Northridge •.....	55
82 UC Santa Barb.....	69
83 Cal Poly.....	69
53 UC Davis •.....	56
65 Long Beach St. •.....	67
64 Cal St. Northridge †.....	66

Nickname: Anteaters
 Colors: Blue & Gold
 Arena: Bren Events Center
 Capacity: 5,000; Year Built: 1987
 AD: Robert S. Chichester
 SID: Stacey Shackelford

UC RIVERSIDE

Riverside, CA 92521.....I

Coach: John Margartis,
 Northeastern Ill. 1982

2005-06 RESULTS (16-15)

63 San Diego •.....	56
44 Pepperdine.....	51
71 San Diego St. •.....	66
71 St. Mary's (Cal.) •.....	61
62 Northern Ariz.....	71
53 Brigham Young •.....	67
50 Fresno St.....	67

40 Iowa St.....	65
51 Drake.....	69
53 Cal Poly •.....	87
48 UC Santa Barb.....	73
74 Pacific.....	64
70 Cal St. Northridge •.....	76
62 Cal St. Fullerton.....	68
76 UC Irvine.....	46
59 Long Beach St.....	62
53 UC Davis •.....	68
69 Utah Valley St. •.....	62
90 Long Beach St. •.....	78
63 UC Irvine •.....	65
55 Cal St. Fullerton •.....	59
48 Cal Poly.....	47
65 Cal St. Northridge.....	58
55 Pacific.....	53
48 UC Santa Barb. •.....	45
83 South Dakota St. •.....	71
55 UC Davis.....	52
73 Cal Poly †.....	63
57 Long Beach St. †.....	49
59 UC Santa Barb. †.....	58
51 North Carolina †.....	75

Nickname: Highlanders
 Colors: Blue & Gold
 Arena: UCR Student Rec Center
 Capacity: 3,168; Year Built: 1994
 AD: Stanley M. Morrison
 SID: Mark Dodson

UC SAN DIEGO

La Jolla, CA 92093-0531.....II

Coach: Janell Jones,
 Okla. Christian 1983

2005-06 RESULTS (23-5)

79 Alas. Fairbanks •.....	65
60 South Dakota †.....	61
65 Concordia (Cal.).....	36
69 Alas. Fairbanks •.....	58
101 Cal St. Bakersfield.....	91
70 Cal St. L.A.....	80
75 Northwest Nazarene •.....	50
75 Grand Canyon.....	66
82 Cal St. Stanislaus •.....	79
79 Cal St. Chico •.....	77
65 Cal St. San B'dino.....	59
86 Cal St. Monterey Bay.....	69
67 Cal St. Dom. Hills •.....	52
68 Cal Poly Pomona •.....	36
69 Sonoma St.....	65
93 San Fran. St.....	57
80 Cal St. L.A. •.....	62
72 Cal St. Bakersfield •.....	80
68 Cal St. Chico.....	90
89 Cal St. Stanislaus.....	58
96 Cal St. San B'dino •.....	68
92 Cal St. Monterey Bay •.....	53
92 Grand Canyon •.....	70
70 Cal Poly Pomona.....	50
68 Cal St. Dom. Hills.....	56
94 San Fran. St. •.....	55
69 Sonoma St. •.....	54
57 Seattle Pacific †.....	62

Nickname: Tritons
 Colors: Blue & Gold
 Arena: RIMAC Arena
 Capacity: 5,000; Year Built: 1995
 AD: Earl W. Edwards
 SID: David Wahlstrom

UC SANTA BARB.

Santa Barbara, CA 93106-5200 I

Coach: Mark French,
 UC Santa Barb. 1973

2005-06 RESULTS (16-14)

55 Michigan St.....	86
56 Louisville.....	76

55 Richmond •	61
39 Brigham Young	72
63 Weber St.	72
67 St. Mary's (Cal.) •	58
52 Loyola Marymount	79
90 UCLA •	81
86 Arizona •	63
70 Pepperdine •	60
73 UC Riverside •	48
68 Cal St. Fullerton •	54
52 Long Beach St.	58
71 UC Irvine	60
70 UC Davis •	55
71 Cal Poly •	82
54 Cal St. Northridge	51
64 Pacific	62
80 Cal Poly	71
47 Stanford	81
56 UC Davis	64
69 UC Irvine •	82
46 Long Beach St. •	43
79 Cal St. Fullerton	78
45 UC Riverside	48
76 Pacific •	49
85 Cal St. Northridge •	63
66 Cal St. Northridge †	61
58 UC Riverside †	59
59 Fresno St.	78

Nickname: Gauchos
 Colors: Blue & Gold
 Arena: The Thunderdome
 Capacity: 6,000; Year Built: 1979
 AD: Gary A. Cunningham
 SID: Ben Alkaly

UC SANTA CRUZ

Santa Cruz, CA 95064III

Coach: Nikki Turner, Cal St. Chico 1999

2005-06 RESULTS (7-18)

48 San Jose Christian •	56
55 Dominican (Cal.) •	60
85 Pomona-Pitzer †	76
49 Claremont-M-S †	63
55 Notre Dame de Namur •	69
65 Cal St. East Bay	86
38 Chapman †	63
64 Cal Lutheran	72
53 Whittier	50
49 Bethany (Cal.) •	54
31 Humboldt St. •	86
59 Transylvania •	57
49 Whitworth	74
37 Whitman †	52
52 Redlands	56
70 St. Joseph's (Brkln) †	58
66 San Jose Christian •	47
72 La Sierra •	75
53 Chapman	75
90 LIFE Bible •	34
68 Cal St. Maritime •	49
44 Chapman •	76
47 Dominican (Cal.) •	62
64 Colorado Col.	76
61 Dallas †	71

Nickname: Banana Slugs
 Colors: Navy Blue & Gold
 Arena: West Field House
 Capacity: 300
 AD: Linda Spradley
 SID: Mischa Plunkett

CALIFORNIA (PA.)

California, PA 15419II

Coach: Darcie Vincent, Duquesne 92

2005-06 RESULTS (26-5)

77 Shepherd •	72
74 Dowling •	44
60 Gannon †	54

55 Charleston (W.V.) †	72
48 Glenville St. †	55
76 Kutztown •	49
89 West Chester •	67
79 Cal St. Bakersfield †	96
78 Cal Poly Pomona	70
89 Mansfield	67
91 East Stroudsburg	74
84 Bloomsburg	72
62 Slippery Rock	45
74 Millersville •	66
75 Cheyney •	48
57 Indiana (Pa.) •	45
55 Edinboro	42
60 Pitt-Johnstown •	62
67 Clarion •	55
64 Shippensburg	57
67 Lock Haven •	46
57 Slippery Rock •	54
55 Indiana (Pa.)	52
80 Edinboro •	67
64 Clarion	59
80 Shippensburg •	63
69 Lock Haven	64
52 Slippery Rock •	39
87 Millersville	65
63 Edinboro	59
62 Wheeling Jesuit †	79

Nickname: Vulcans
 Colors: Red & Black
 Arena: Hamer Hall
 Capacity: 2,500; Year Built: 1962
 AD: Thomas G. Pucci
 SID: Tom Byrnes

CAL LUTHERAN

Thousand Oaks, CA
 91360-2787III

Coach: Kristy Hopkins, Pepperdine 1991

2005-06 RESULTS (19-7)

97 Marian (Wis.) †	93
54 George Fox †	65
72 Chapman	86
72 UC Santa Cruz •	64
63 Concordia (Cal.) •	66
76 Hannibal-La Grange •	73
91 Central (Iowa) •	82
60 Puget Sound •	74
69 Viterbo †	39
103 La Sierra	61
68 Chapman •	57
79 Caltech	36
66 Occidental	51
82 La Verne •	74
64 Whittier •	76
83 Pomona-Pitzer	61
81 Redlands	74
75 Claremont-M-S •	64
83 Caltech •	49
81 Occidental •	68
74 La Verne	66
75 Whittier	62
82 Pomona-Pitzer •	48
69 Redlands •	67
50 Claremont-M-S	85
62 Puget Sound †	74

Nickname: Regals
 Colors: Violet & Gold
 Arena: CLU Gymnasium
 Capacity: 500; Year Built: 1962
 AD: Daniel E. Kuntz
 SID: Scott Flanders

CAL POLY

San Luis Obispo, CA 93407I

Coach: Faith Mimnaugh, Loyola (Ill.)
 1985

2005-06 RESULTS (13-14)

86 Cal St. L.A. •	78
-------------------	----

74 Mercer	66
63 James Madison †	74
72 Long Island	68
67 San Francisco	71
92 Portland St. •	84
63 New Mexico St. •	65
81 Portland •	68
57 Loyola Marymount	63
87 UC Riverside	53
81 Cal St. Fullerton •	74
99 UC Irvine	72
58 Long Beach St.	78
59 UC Davis •	73
82 UC Santa Barb.	71
53 Pacific	87
83 Cal St. Northridge	53
71 UC Santa Barb. •	80
63 UC Davis	70
47 UC Riverside •	48
59 Long Beach St. •	74
69 UC Irvine •	83
67 Cal St. Fullerton	76
80 Cal St. Northridge •	67
83 Pacific •	45
94 Pacific †	67
63 UC Riverside †	73

Nickname: Mustangs
 Colors: Green & Gold
 Arena: Robert A. Mott Gymnasium
 Capacity: 3,032; Year Built: 1960
 AD: Alison Cone
 SID: Eric Burdick

CAL POLY POMONA

Pomona, CA 91768II

Coach: Paul Thomas,
 Wayne St. (Neb.) 1986

2005-06 RESULTS (11-16)

95 Western N.M. †	86
86 Grand Canyon	80
73 Sonoma St.	82
100 San Fran. St.	77
80 Grand Canyon •	87
70 California (Pa.) •	78
74 Seattle Pacific †	76
54 Western Wash. †	96
71 Minn. Duluth •	64
67 Cal St. L.A. •	51
47 Cal St. Bakersfield •	90
60 Cal St. Chico •	66
61 Cal St. Stanislaus •	38
55 Cal St. San B'dino	78
36 UC San Diego	68
51 Cal St. Dom. Hills	73
68 Cal St. Monterey Bay •	57
75 San Fran. St. •	79
66 Sonoma St. •	55
49 Cal St. Bakersfield	72
60 Cal St. L.A.	57
81 Cal St. Stanislaus	69
52 Cal St. Chico	67
50 UC San Diego •	70
72 Cal St. San B'dino •	44
50 Cal St. Dom. Hills •	67
71 Cal St. Monterey Bay	78

Nickname: Broncos
 Colors: Green & Gold
 Arena: Kellogg Gym
 Capacity: 5,000; Year Built: 1966
 AD: Brian Swanson
 SID: Paul Helms

CAL ST. BAKERSFIELD

Bakersfield, CA 93311-1099II

Coach: Tim La Kose, Cal St. Northridge
 1991

2005-06 RESULTS (24-5)

97 Grand Canyon	71
-----------------	----

119 Western N.M. †	65
91 UC San Diego •	101
73 Cal St. San B'dino •	69
96 California (Pa.) †	79
105 Grand Canyon †	68
75 Western Wash. •	56
77 Seattle Pacific •	70
77 Holy Names •	45
78 Cal St. Dom. Hills	74
90 Cal Poly Pomona	47
96 San Fran. St. •	67
66 Sonoma St. •	60
80 Cal St. L.A. •	61
79 Cal St. Monterey Bay	68
79 Cal St. Stanislaus •	57
92 Cal St. Chico •	68
68 Cal St. San B'dino	63
80 UC San Diego	72
72 Cal Poly Pomona •	49
93 Cal St. Dom. Hills •	98
73 Sonoma St.	59
82 San Fran. St.	62
61 Cal St. L.A.	62
88 Cal St. Monterey Bay •	51
68 Cal St. Chico	78
96 Cal St. Stanislaus	77
82 Cal St. L.A. †	87
80 Cal St. Chico †	73

Nickname: Roadrunners
 Colors: Blue & Gold
 Arena: Rabobank Arena
 Capacity: 10,000; Year Built: 1998
 AD: Rudy Carvajal
 SID: Kevin Gilmore

CAL ST. CHICO

Chico, CA 95929II

Coach: Lynne Roberts,
 Seattle Pacific 1997

2005-06 RESULTS (28-4)

90 Humboldt St. •	80
96 Alas. Fairbanks •	68
68 Grand Canyon •	47
107 Cal St. Monterey Bay •	44
101 Cal St. Stanislaus •	65
80 Seattle Pacific †	76
81 Western Wash.	94
89 Western Ore. †	36
106 St. Martin's	65
76 Cal St. San B'dino	49
77 UC San Diego	79
66 Cal Poly Pomona	60
75 Cal St. Dom. Hills	52
81 Sonoma St. •	54
76 San Fran. St. •	61
58 Cal St. L.A.	54
68 Cal St. Bakersfield	92
97 Cal St. Stanislaus	38
101 Cal St. Monterey Bay	66
90 UC San Diego •	68
77 Cal St. San B'dino •	56
74 Cal St. Dom. Hills •	73
67 Cal Poly Pomona •	52
96 San Fran. St.	55
56 Sonoma St.	51
78 Cal St. Bakersfield •	68
91 Cal St. L.A. •	49
83 Humboldt St. †	69
83 Cal St. Bakersfield †	80
72 Seattle Pacific †	63
67 Henderson St. †	66
63 Grand Valley St. †	76

Nickname: Wildcats
 Colors: Cardinal & White
 Arena: Art Acker Gym
 Capacity: 1,997; Year Built: 1962
 AD: Anita S. Barker
 SID: Teresa Clements

CAL ST. DOM. HILLS

Carson, CA 90747II

Coach: Van Girard,
Long Beach St. 1977

2005-06 RESULTS (15-11)

67 Humboldt St. •	61
72 San Fran. St.	68
58 Sonoma St.	72
68 Azusa Pacific •	72
72 San Diego Christian •	49
95 Biola •	73
54 Tex. A&M-Kingsville •	43
66 Hope Int'l	49
74 Cal St. Bakersfield •	78
54 Cal St. L.A. •	56
79 Cal St. Stanislaus •	56
52 Cal St. Chico •	75
52 UC San Diego	67
60 Cal St. San B'dino	52
73 Cal Poly Pomona •	51
76 Cal St. Monterey Bay •	50
56 Sonoma St. •	33
78 San Fran. St. •	57
65 Cal St. L.A.	70
98 Cal St. Bakersfield	93
73 Cal St. Chico	74
80 Cal St. Stanislaus	88
63 Cal St. San B'dino •	71
56 UC San Diego •	68
67 Cal Poly Pomona	50
79 Cal St. Monterey Bay	57

Nickname: Toros
Colors: Cardinal Red & Gold
Arena: Torodome
Capacity: 4,200; Year Built: 1974
AD: Patrick Guillen
SID: Brendan Dally

CAL ST. FULLERTON

Fullerton, CA 92834-6810I

Coach: Maryalyce Jeremiah,
Cedarville 1965

2005-06 RESULTS (11-17)

71 Colorado	100
64 Northern Colo.	88
61 Northern Ariz.	66
79 Army †	80
46 San Diego •	64
53 Nevada •	49
50 Fresno St.	68
63 San Francisco	70
54 Southern California	94
85 Montana St. •	84
74 Cal Poly	81
54 UC Santa Barb.	68
87 Cal St. Northridge •	61
72 Pacific •	64
68 UC Riverside •	62
59 Long Beach St.	64
66 UC Irvine	73
84 Utah Valley St. •	63
71 UC Davis •	75
75 UC Irvine •	67
62 Long Beach St. •	61
59 UC Riverside	55
74 Pacific	84
69 Cal St. Northridge	78
78 UC Santa Barb. •	79
76 Cal Poly •	67
71 UC Davis	66
70 Cal St. Northridge †	74

Nickname: Titans
Colors: Navy, Orange & White
Arena: Titan Gym
Capacity: 3,500; Year Built: 1964
AD: Brian Quinn
SID: Jason Spencer

CAL ST. L.A.

Los Angeles, CA 90032-8240....II

Coach: Marcia Murota,
Cal St. L.A. 1980

2005-06 RESULTS (20-8)

88 Hope Int'l •	51
78 Cal Poly	86
87 Humboldt St. •	61
60 Concordia (Cal.)	55
82 South Dakota †	70
68 Cal St. San B'dino •	52
80 UC San Diego •	70
77 Northwest Nazarene •	54
68 Tex. A&M-Kingsville •	66
51 Cal Poly Pomona	67
56 Cal St. Dom. Hills	54
70 Sonoma St. •	54
79 San Fran. St. •	71
61 Cal St. Bakersfield	80
83 Cal St. Monterey Bay	65
54 Cal St. Chico •	58
71 Cal St. Stanislaus •	58
62 UC San Diego	80
64 Cal St. San B'dino	58
70 Cal St. Dom. Hills •	65
57 Cal Poly Pomona •	60
71 San Fran. St.	64
69 Sonoma St.	68
62 Cal St. Bakersfield •	61
92 Cal St. Monterey Bay •	77
84 Cal St. Stanislaus	65
49 Cal St. Chico	91
77 Cal St. Bakersfield †	82

Nickname: Golden Eagles
Colors: Black & Gold
Arena: Eagles Nest
Capacity: 5,000; Year Built: 1947
AD: Daniel Bridges
SID: Chris Hughes

CAL ST. MONTEREY BAY

Seaside, CA 93955II

Coach: Marcia Murota,
Cal St. L.A. 1980

2005-06 RESULTS (4-23)

62 Grand Canyon	72
63 Central Wash.	71
46 Seattle †	73
44 Cal St. Chico	107
70 Cal St. Stanislaus	82
48 Seattle	78
77 Central Wash. †	91
48 Bellarmine •	82
74 Dominican (Cal.) •	66
76 San Fran. St.	73
51 Sonoma St.	73
52 Cal St. San B'dino •	56
69 UC San Diego •	86
68 Cal St. Bakersfield •	79
65 Cal St. L.A. •	83
50 Cal St. Dom. Hills	76
57 Cal Poly Pomona	68
95 Cal St. Stanislaus •	86
66 Cal St. Chico •	101
60 Sonoma St. •	78
81 San Fran. St. •	93
53 UC San Diego	92
43 Cal St. San B'dino	70
77 Cal St. L.A.	92
51 Cal St. Bakersfield	88
78 Cal Poly Pomona •	71
57 Cal St. Dom. Hills •	79

Nickname: Otters
Colors: Forest green & gold
AD: Howard L. Gauthier/John Kasser
SID: To be named

CAL ST. NORTHRIDGE

Northridge, CA 91330-8276.....I

Coach: Staci Schulz, Mt. Marty 1996

2005-06 RESULTS (10-20)

59 Brigham Young •	76
62 San Jose St. •	76
52 Texas A&M †	76
69 Eastern Mich. †	59
64 Washington St. †	65
61 Eastern Wash.	69
55 Washington St.	68
69 Southern California	97
73 Southeastern La. •	52
86 Portland •	79
77 Santa Clara	96
56 Pacific	58
61 Cal St. Fullerton	87
76 UC Riverside	70
57 UC Irvine •	47
62 Long Beach St. •	102
68 UC Davis	79
51 UC Santa Barb. •	54
53 Cal Poly •	83
55 UC Davis •	66
55 UC Irvine	59
58 UC Riverside •	65
78 Cal St. Fullerton •	69
77 Long Beach St.	62
80 Pacific •	59
67 Cal Poly	80
63 UC Santa Barb.	85
66 UC Irvine †	64
74 Cal St. Fullerton †	70
61 UC Santa Barb. †	66

Nickname: Matadors
Colors: Red, White & Black
Arena: The Matadome
Capacity: 1,600; Year Built: 1962
AD: Janet D. Lucas/Rick Mazutto
SID: James Ybiernas

CAL ST. SAN B'DINO

San Bernardino, CA 92407-2397
II

Coach: Kevin Becker, Chaminade 82

2005-06 RESULTS (16-11)

76 Hope Int'l	63
91 Occidental •	51
76 San Diego Christian •	56
52 Cal St. L.A.	68
69 Cal St. Bakersfield	73
82 Grand Canyon •	68
72 Grand Canyon •	64
55 Tex. A&M-Kingsville •	39
65 Minn. Duluth •	73
49 Cal St. Chico •	76
57 Cal St. Stanislaus •	56
59 UC San Diego •	65
56 Cal St. Monterey Bay	52
78 Cal Poly Pomona •	55
52 Cal St. Dom. Hills •	60
62 San Fran. St.	56
68 Sonoma St.	51
63 Cal St. Bakersfield •	68
58 Cal St. L.A. •	64
77 Cal St. Stanislaus	52
56 Cal St. Chico	77
68 UC San Diego	96
70 Cal St. Monterey Bay •	43
71 Cal St. Dom. Hills	63
44 Cal Poly Pomona	72
70 Sonoma St. •	50
72 San Fran. St. •	65

Nickname: Coyotes
Colors: Columbia Blue & Black
Arena: Coussoulis Arena
Capacity: 4,140; Year Built: 1995
AD: Nancy Simpson
SID: Mike Murphy

CAL ST. STANISLAUS

Turlock, CA 95382-0299.....II

Coach: Sharon Turner-Dean, San Jose.
St. 1986

2005-06 RESULTS (8-19)

73 Rockhurst •	67
66 NYIT •	52
43 Washburn	102
43 Emporia St. †	103
82 Cal St. Monterey Bay •	70
65 Cal St. Chico	101
94 Bellarmine •	81
83 St. Martin's	89
71 Western Ore. †	69
79 UC San Diego	82
56 Cal St. San B'dino	57
56 Cal St. Dom. Hills	79
38 Cal Poly Pomona	61
90 San Fran. St. •	68
55 Sonoma St. •	69
57 Cal St. Bakersfield	79
58 Cal St. L.A.	71
38 Cal St. Chico •	97
86 Cal St. Monterey Bay	95
52 Cal St. San B'dino •	77
58 UC San Diego •	89
69 Cal Poly Pomona •	81
88 Cal St. Dom. Hills •	80
56 Sonoma St.	81
65 San Fran. St.	62
65 Cal St. L.A. •	84
77 Cal St. Bakersfield •	96

Nickname: Warriors
Colors: Red & Gold
Arena: Warrior Gym
Capacity: 2,000; Year Built: 1978
AD: Milton E. Richards
SID: Brian F. Blank

CALTECH

Pasadena, CA 91125.....III

Coach: Sandra Marbut,
Sheldon Jackson 1991

2005-06 RESULTS (0-25)

26 Puget Sound	97
45 Linfield †	95
36 Cal Maritime •	42
26 WPI •	91
20 Puget Sound •	95
44 Linfield •	109
36 Milwaukee Engr. •	70
48 Dominican (Ill.) •	66
33 Hiram •	68
71 Colorado Col. •	85
31 Macalester •	54
36 Cal Lutheran •	79
29 Pomona-Pitzer •	69
31 Redlands	73
38 ClaremontMS •	64
46 La Verne †	72
46 Whittier	79
52 Occidental •	91
49 Cal Lutheran	83
46 Pomona-Pitzer	72
31 Redlands •	80
33 ClaremontMS	80
43 La Verne •	61
40 Whittier •	81
36 Occidental	79

Nickname: Beavers
Colors: Orange, Black, & White
Arena: Braun Athletic Center
Capacity: 300; Year Built: 1992
AD: Wendell P. Jack
SID: Michael Rupp

CALVIN

Grand Rapids, MI 49546-4388.III

Coach: John Ross, Wis.-Oshkosh 1990

2005-06 RESULTS (23-6)

48 Grand Valley St.	81
54 Simpson †	50
80 Wis. Lutheran	67
59 Aquinas	62
58 Alma	55
59 Carthage •	43
50 Wheaton (Ill.) •	45
62 Kalamazoo	39
71 Concordia (Mich.) •	32
63 Adrian •	43
77 North Central (Ill.)	67
51 Albion	50
67 St. Mary's (Ind.) •	62
78 Tri-State	62
54 Hope •	64
76 Olivet •	56
57 Kalamazoo •	54
77 Rochester College	40
83 Adrian	57
71 Albion •	62
76 St. Mary's (Ind.)	64
87 Tri-State •	30
46 Hope	71
81 Olivet	60
64 Alma •	56
75 Adrian •	46
63 Alma •	52
44 Hope	63
57 Carroll (Wis.) †	64

Nickname: Knights
 Colors: Maroon & Gold
 Arena: Calvin Fieldhouse
 Capacity: 4,500; Year Built: 1965
 AD: Nancy L. Meyer
 SID: Jeff Febus

CAMERON

Lawton, OK 73505-6377II

Coach: Dick Halterman, Truman 1974

2005-06 RESULTS (15-13)

65 Emporia St.	84
68 Central Mo. St. †	87
59 Midwestern St. •	49
59 Mo. Western St. •	76
80 Central Mo. St. •	77
58 West Tex. A&M •	96
65 Eastern N.M. •	66
72 Midwestern St.	65
73 Tarleton St.	59
50 St. Edward's †	40
50 Washburn †	66
65 Texas Woman's •	39
54 Tex. A&M-Kingsville •	44
70 Angelo St.	63
73 Abilene Christian	69
76 Southeastern Okla.	69
68 East Central •	57
50 Northeastern St. •	55
70 Central Okla.	71
55 Southwestern Okla.	62
77 Tex. A&M-Commerce •	71
76 Southeastern Okla. •	51
72 East Central	81
64 Northeastern St.	74
70 Central Okla. •	60
58 Southwestern Okla. •	44
56 Tex. A&M-Commerce	69
61 West Tex. A&M	93

Nickname: Lady Aggies
 Colors: Black & Gold
 Arena: Aggie Gymnasium
 Capacity: 1,800; Year Built: 1958
 AD: Jim Jackson
 SID: Steve Doughty

CAMPBELL

Buies Creek, NC 27506I

Coach: Wanda Watkins, Campbell 1979

2005-06 RESULTS (11-18)

57 Norfolk St. †	70
60 UNC Asheville	64
42 Coastal Caro. •	57
79 Winthrop •	64
68 Stetson •	50
54 Mercer •	47
55 UNC Greensboro	78
59 Hawaii	69
64 Hawaii	80
60 High Point	73
71 Gardner-Webb	59
52 Lipscomb	61
60 Belmont	70
60 North Fla. •	49
85 Jacksonville •	69
63 East Tenn. St.	73
84 Kennesaw St.	72
54 Gardner-Webb •	66
63 Fla. Atlantic •	73
55 Jacksonville	63
65 North Fla.	64
56 Belmont •	61
58 Lipscomb •	43
68 Mercer	58
50 Stetson	64
58 Fla. Atlantic	74
66 Kennesaw St. •	52
36 East Tenn. St. •	56
65 Gardner-Webb †	71

Nickname: Lady Camels
 Colors: Orange & Black
 Arena: Carter Gymnasium
 Capacity: 947; Year Built: 1953
 AD: Stan Williamson
 SID: Adam Prendergast

CANISIUS

Buffalo, NY 14208-1098I

Coach: Terry Zeh, St. Bonaventure 1990

2005-06 RESULTS (18-11)

77 Buffalo	61
84 Cornell •	54
86 Binghamton	93
68 Boston U. •	73
73 Syracuse •	91
76 Rider	66
65 St. Peter's	57
77 St. Bonaventure	67
77 Northeastern •	80
58 Ohio St.	90
44 Eastern Mich.	70
80 Siena •	52
40 Marist •	65
76 Iona	59
51 Manhattan	47
71 Niagara •	54
85 Fairfield •	73
65 Iona •	77
53 Loyola (Md.)	71
52 Manhattan •	50
87 Loyola (Md.) •	81
76 Fairfield	62
69 Marist •	81
72 St. Peter's •	65
84 Rider •	65
60 Siena	58
76 Niagara	65
60 Fairfield †	55
66 Loyola (Md.) †	76

Nickname: Golden Griffins
 Colors: Blue & Gold
 Arena: Koessler Athletic Center
 Capacity: 2,176; Year Built: 1968
 AD: William J. Maher
 SID: Matt Reitnour

CAPITAL

Columbus, OH 43209III

Coach: Dixie Jeffers, Morehead St. 1981

2005-06 RESULTS (26-4)

45 TCNJ †	35
60 Buffalo St.	46
56 Tri-State	55
60 Wittenberg •	56
109 Mt. Vernon Naz.	106
65 Muskingum	42
62 Marietta	41
77 Mount Union •	46
54 Baldwin-Wallace •	59
58 Wash. & Jeff.	53
73 Bethany (W.V.) •	41
63 John Carroll	54
63 Ohio Northern •	38
74 Heidelberg •	54
65 Otterbein •	59
65 Wilmington (Ohio) •	68
60 Ohio Northern	55
60 Heidelberg	43
68 Otterbein	78
73 Wilmington (Ohio)	71
65 Muskingum •	57
68 John Carroll •	58
60 Mount Union	55
65 Marietta •	45
67 Baldwin-Wallace	65
59 Ohio Northern •	47
68 Wilmington (Ohio) •	62
47 Baldwin-Wallace †	45
61 Franklin •	54
56 Hope •	75

Nickname: Crusaders
 Colors: Purple & White
 Arena: The Capital Center
 Capacity: 2,100; Year Built: 2001
 AD: Roger Welsh
 SID: Leonard Reich

CARLETON

Northfield, MN 55057III

Coach: Tammy Metcalf-Filzen, St. Olaf 1983

2005-06 RESULTS (18-10)

67 Macalester	29
60 North Park	54
58 Kenyon †	61
59 St. Thomas (Minn.)	77
66 Hamline •	42
58 St. Benedict •	57
79 Augsburg	57
58 Gust. Adolphus	67
50 Wis.-Eau Claire	59
59 Bemidji St.	74
53 Concordia-M'head •	65
60 St. Catherine	63
70 St. Olaf	58
55 St. Mary's (Minn.)	40
67 Bethel (Minn.) •	50
57 St. Thomas (Minn.) •	55
72 Hamline	65
65 St. Benedict	80
63 Augsburg •	40
57 Gust. Adolphus •	53
70 Concordia-M'head	64
66 St. Catherine •	52
60 St. Olaf •	63
68 St. Mary's (Minn.) •	40
88 Bethel (Minn.)	75
69 Hamline •	62
74 St. Benedict	73
56 Concordia-M'head	65

Nickname: Knights
 Colors: Maize & Blue
 Arena: West Gym
 Capacity: 1,850; Year Built: 1964
 AD: Leon Lunder
 SID: Eric Sieger

CARNEGIE MELLON

Pittsburgh, PA 15213-3890III

Coach: Gerri Seidl, Pittsburgh 1978

2005-06 RESULTS (5-20)

42 Johns Hopkins	45
51 York (Pa.) †	62
62 Thiel	81
64 Waynesburg	59
46 Rochester	59
66 Grove City •	43
56 Wash. & Jeff. •	75
85 Penn St.-Altoona	55
55 Westminster (Pa.)	54
54 Gettysburg	66
32 Washington (Md.) †	45
66 Brandeis	81
50 New York U.	77
59 Wooster •	50
48 Case Reserve •	64
52 Emory •	72
61 Chicago	65
36 Washington-St. Louis	74
58 Washington-St. Louis •	83
50 Chicago •	72
50 New York U. •	58
51 Brandeis •	66
43 Emory	84
61 Case Reserve	72
41 Rochester •	66

Nickname:
 Colors: Cardinal, White & Grey
 Arena: Skibo Gymnasium
 Capacity: 1,500; Year Built: 1924
 AD: Susan Basset
 SID: Mark Fisher

CARROLL (WIS.)

Waukesha, WI 53186-5593III

Coach: Kristen Jacobson, Wis.-Platteville 1989

2005-06 RESULTS (22-5)

69 Illinois Tech •	55
71 Wis.-Oshkosh •	58
76 Benedictine (Ill.)	68
79 Knox	47
84 Lake Forest	67
90 Wis.-Stevens Point •	88
61 Wis.-Eau Claire	66
78 Russell Sage †	35
71 Hamline †	70
72 St. Norbert	52
56 Illinois Col. •	48
64 Monmouth (Ill.) •	50
56 Lawrence	76
66 Beloit •	51
66 Ripon •	61
64 Grinnell	48
50 Illinois Col.	52
56 St. Norbert •	52
68 Lake Forest •	56
66 Knox •	52
59 Ripon	62
72 Lawrence •	49
83 Beloit	62
68 Ripon •	65
57 St. Norbert •	56
64 Calvin †	57
66 Washington-St. Louis	78

Nickname: Pioneers
 Colors: Orange & White
 Arena: Van Male Fieldhouse
 Capacity: 2,000; Year Built: 1965
 AD: Joseph J. Piatt/Kris Jacobsen
 SID: Rick Mobley

CARSON-NEWMAN

Jefferson City, TN 37760II

Coach: Dean Walsh,
Maryville (Tenn.) 1989

2005-06 RESULTS (16-13)

61 S.C.-Aiken	54
76 St. Andrews •	66
61 Armstrong Atlantic •	72
67 Lincoln Memorial	62
80 King (Tenn.) •	60
76 West Va. Wesleyan †	67
68 Elizabeth City St. †	64
56 Lincoln Memorial •	37
58 Fayetteville St. †	66
53 Armstrong Atlantic	58
49 Colorado Mines	66
66 Fort Hays St. †	71
77 Newberry	70
70 Lenoir-Rhyne	54
47 Presbyterian	61
69 Tusculum	67
63 Catawba	62
73 Mars Hill •	65
47 Wingate •	63
83 North Greenville •	59
45 Newberry	75
69 Lenoir-Rhyne •	57
60 Tusculum	53
57 Catawba •	64
60 Presbyterian •	61
49 Mars Hill	69
64 Wingate	72
70 Lenoir-Rhyne •	58
59 Tusculum †	76

Nickname: Lady Eagles
Colors: Orange & Blue
Arena: Holt Fieldhouse
Capacity: 2,000; Year Built: 1961
AD: David W. Barger
SID: Mike Baur

CARTHAGE

Kenosha, WI 53140-1994III

Coach: Tim Bernero, Lake Forest 1987

2005-06 RESULTS (12-14)

45 Aurora	49
63 St. Mary's (Ind.)	45
85 Trinity Int'l •	68
43 Calvin	59
42 Hope †	71
57 Lake Forest •	58
64 Loras	53
68 Wis. Lutheran	48
49 Puget Sound †	79
53 Central (Iowa) †	34
57 Edgewood •	61
49 Ill. Wesleyan •	64
56 Elmhurst •	55
61 Augustana (Ill.)	52
63 North Central (Ill.)	55
49 Millikin •	46
44 North Park	46
57 Ill. Wesleyan	68
63 Wheaton (Ill.)	56
63 Augustana (Ill.) •	44
51 Elmhurst	63
60 North Central (Ill.) •	65
56 North Park •	65
63 Millikin	48
42 Wheaton (Ill.) •	53
45 Wheaton (Ill.)	57

Nickname: Lady Reds
Colors: Red, White & Black
Arena: Physical Education Center
Capacity: 2,440; Year Built: 1964
AD: Robert R. Bonn
SID: Steve Marovich

CASE RESERVE

Cleveland, OH 44106-7223III

Coach: Jacquelyn Windon,
Gannon 2001

2005-06 RESULTS (13-12)

67 Mount Union †	50
74 Penn St.-Behrend	59
64 Ohio Wesleyan •	48
58 Baldwin-Wallace •	61
60 Grove City	64
73 Westminster (Pa.)	51
51 Kenyon •	54
73 Bluffton	64
83 Muskingum •	71
41 Wheeling Jesuit	70
61 Emory	52
80 Bethany (W.V.) •	49
62 Chicago •	70
47 Washington-St. Louis •	77
64 Carnegie Mellon	48
55 Rochester	73
66 Brandeis	76
54 New York U.	73
63 New York U. •	74
52 Brandeis •	58
46 Washington-St. Louis	64
69 Chicago	68
66 Rochester •	55
72 Carnegie Mellon •	61
65 Emory •	46

Nickname: Spartans
Colors: Blue, Gray & White
Arena: Emerson PE Center
Capacity: 1,220; Year Built: 1958
AD: David L. Diles
SID: Creg Jantz

CASTLETON ST.

Castleton, VT 05735III

Coach: Tim Barrett, Castleton St. 1993

2005-06 RESULTS (17-10)

61 Fitchburg St. †	72
80 Curry †	67
57 Plymouth St.	68
52 Middlebury	58
72 St. Joseph (Vt.) •	54
53 Lasell	58
70 Mount Ida	52
43 Lasell •	55
78 Wheelock •	32
47 Norwich •	55
75 Lesley •	45
51 Johnson St.	29
64 Maine Maritime	62
40 Husson	59
85 Bay Path •	25
87 Thomas •	88
47 Me-Farmington •	68
73 Johnson St. •	49
75 Becker •	39
73 Elms •	54
74 Bay Path	22
57 Lesley	44
77 Green Mountain •	50
67 Elms	45
84 Becker	63
70 Johnson St. •	49
41 Maine Maritime	60

Nickname: Spartans
Colors: Green & White
Arena: Glenbrook Gymnasium
Capacity: 1,000; Year Built: 1959
AD:
SID: Jeff Weld

CATAWBA

Salisbury, NC 28144-2488II

Coach: Angie Morton, Catawba 1984

2005-06 RESULTS (9-19)

57 Livingstone	67
66 St. Augustine's •	70
73 UNC Pembroke	79
62 S.C.-Aiken •	50
53 Johnson C. Smith •	56
64 Fayetteville St. •	58
82 Pfeiffer •	66
81 Bowie St. •	83
43 N.C. Central	59
69 Virginia Union •	70
52 Shaw	81
61 St. Augustine's •	59
69 Livingstone •	52
78 Lenoir-Rhyne •	57
48 Newberry	76
58 Tusculum	73
81 Mars Hill •	88
62 Carson-Newman •	63
67 Wingate	93
60 Presbyterian	80
72 Lenoir-Rhyne	75
75 Newberry •	68
70 Tusculum •	73
82 Mars Hill	94
64 Carson-Newman	57
61 Wingate •	74
65 Presbyterian •	38
59 Tusculum	65

Nickname: Lady Indians
Colors: Blue & White
Arena: Goodman Gym
Capacity: 3,500; Year Built: 1970
AD: Dennis Davidson
SID: Jim Lewis

CATHOLIC

Washington, DC 20064III

Coach: Margaret Carey,
Mt. St. Mary's 2001

2005-06 RESULTS (19-9)

62 Shenandoah •	52
70 Baruch •	67
64 Scranton	56
58 Montclair St. •	41
51 Mary Washington	70
65 Marymount (Va.) •	47
61 Richard Stockton	72
53 Dickinson •	46
69 Chris. Newport	71
64 Trinity (Conn.) †	46
67 Haverford †	36
88 Hood •	60
60 St. Mary's (Md.) •	45
65 Goucher	61
69 York (Pa.) •	65
75 Gallaudet	33
56 Susquehanna	65
59 Salisbury •	55
57 Marymount (Va.)	36
61 Mary Washington •	63
64 St. Mary's (Md.)	70
65 York (Pa.)	70
75 Goucher •	49
88 Salisbury	77
65 Gallaudet •	37
67 Goucher •	54
55 Marymount (Va.) •	70
60 McDaniel •	70

Nickname: Cardinals
Colors: Cardinal Red & Black
Arena: DuFour Center
Capacity: 2,000; Year Built: 1985
AD: Mike Allen
SID: Barbara Jonas

CAZENOVIA

Cazenovia, NY 13035III

Coach: William Motto,
Albany (N.Y.) 1974

2005-06 RESULTS (8-18)

35 Buffalo St.	80
38 TCNJ †	68
37 Hamilton •	77
31 Utica	73
42 D'Youville	76
38 Oswego St.	96
38 Phila. Bible •	61
48 Notre Dame (Md.) •	61
37 Misericordia •	53
35 Baptist Bible (Pa.)	58
69 Penn St.-Berks	56
62 Polytechnic (N.Y.)	46
42 Keuka	72
79 Utica/Rome	66
58 Keystone •	51
62 Bard	47
46 D'Youville •	58
38 Chestnut Hill •	69
41 Russell Sage	54
71 Baptist Bible (Pa.) •	75
49 Villa Julie	60
50 Keuka •	71
78 Purchase St. •	58
74 Bard •	55
58 Keystone	43
34 Keuka	71

Nickname: Wildcats
Colors: Navy Blue & Gold
Arena: Schneeweiss Ath. Center
Capacity: 800; Year Built: 1988
AD: Matthew T. Newman
SID: Brian Small

CEDAR CREST

Allentown, PA 18104-6196III

Coach: Valerie Donohue,
Cedar Crest 1995

2005-06 RESULTS (3-18)

34 Baptist Bible (Pa.)	61
62 Wilson •	56
58 Wesley •	81
40 Cabrini	57
47 Lancaster Bible	49
29 FDU-Florham •	71
38 Neumann •	62
35 Alvernia	78
53 Arcadia •	66
40 Marywood	51
43 Immaculata	76
27 Gwynedd-Mercy •	81
32 Misericordia	46
64 Eastern •	54
38 Rosemont	61
37 Gwynedd-Mercy	95
61 Alvernia •	75
45 Marywood •	51
34 Misericordia	55
70 St. Elizabeth •	37
55 Arcadia	63

Nickname: Falcons
Colors: Black & Gold
Arena: Lees Hall
Capacity: 500; Year Built: 1960
AD: Kristin Maile
SID: Beth Oudin

CENTENARY (LA.)

Shreveport, LA 71134-1188I

Coach: Elizabeth Wamsley,
Mississippi St. 2001

2005-06 RESULTS (3-24)

70	New Orleans •	77
48	Ark.-Little Rock	73
68	Sam Houston St. •	63
56	Northwestern St. •	78
45	La.-Monroe	66
61	Jackson St. •	73
79	Ga. Southern •	85
86	Stephen F. Austin •	95
48	Purdue †	70
51	Morehead St. †	67
55	Mississippi Val.	73
37	Western Ill.	83
47	Valparaiso •	66
66	UMKC	84
62	IUPUI •	70
51	Chicago St. •	53
76	Southern Utah •	67
63	Oakland	78
41	IUPUI	68
52	UMKC •	44
50	Oral Roberts •	72
53	Western Ill. •	57
44	Valparaiso	91
47	Chicago St.	62
61	Southern Utah	73
53	Oakland	78
43	Oral Roberts	70

Nickname: Ladies
Colors: Maroon & White
Arena: Gold Dome
Capacity: 3,000; Year Built: 1970
AD: Taylor Moore
SID: Jeffrey Messman

CENTENARY (N.J.)

Hackettstown, NJ 07840III

Coach: Lorie Khalil, Moravian 2003

2005-06 RESULTS (9-17)

55	Mt. St. Mary (N.Y.)	75
47	Utica	71
68	Utica/Rome †	72
105	St. Elizabeth •	66
60	Staten Island	52
45	Mt. St. Vincent	59
70	St. Joseph's (L.I.)	59
50	Western Conn. St.	72
61	Albright •	65
64	Mt. St. Vincent •	55
63	Penn St. Tech	54
45	Elmira	64
48	Manhattanville	63
50	FDU-Florham	69
55	Merchant Marine	93
80	Brooklyn •	71
51	Stevens Institute •	73
80	Manhattanville •	70
49	Old Westbury •	59
68	City Tech •	51
55	Mt. St. Mary (N.Y.) •	74
54	St. Joseph's (L.I.) •	70
55	Stevens Institute	77
75	Farmingdale •	92
72	Mt. St. Vincent	64
26	Mt. St. Mary (N.Y.)	87

Nickname: Lady Cyclones
Colors: Black & White
Arena: Reeves
Capacity: 250; Year Built: 1954
AD: Billie Jo Blackwell
SID: Josh Huber

CENTRAL (IOWA)

Pella, IA 50219III

Coach: Mick Angel, Northern Iowa 74

2005-06 RESULTS (5-18)

45	Bethel (Minn.) •	67
70	Grinnell	77
69	Buena Vista	101
40	Mt. Mercy •	65
53	Ill. Wesleyan	61
61	Elmhurst •	63
82	Cal Lutheran	91
34	Carthage †	53
76	Dubuque •	59
55	Simpson •	94
60	Wartburg	76
71	Coe	74
61	Loras •	71
52	Luther	77
48	Simpson	100
66	Wartburg •	64
53	Cornell College	83
57	Loras	68
82	Buena Vista •	78
88	Cornell College •	85
72	Luther •	97
64	Dubuque	68
76	Coe •	63

Nickname: Dutch
Colors: Red & White
Arena: Kuyper Gymnasium
Capacity: 3,000; Year Built: 1970
AD: Al Dorenkamp
SID: Larry Happel

CENTRAL ARK.

Conway, AR 72035-0001II

Coach: Checola Seals,
Central Ark. 1992

2005-06 RESULTS (17-11)

72	Southwest Baptist †	68
78	Quincy	86
71	Southeastern Okla. †	63
74	Lynn †	60
64	Northeastern St.	70
87	Texas-Tyler	72
71	Lyon	54
61	Evansville	70
73	Grand Canyon	63
74	Molloy †	63
75	Grand Canyon	69
73	Christian Bros.	65
67	Ouachita Baptist •	64
63	Arkansas Tech	62
73	Henderson St. •	77
88	Harding	76
50	Delta St. •	52
76	Ark.-Monticello •	57
83	Southern Ark.	63
83	Christian Bros. •	69
59	Ouachita Baptist	60
55	Arkansas Tech •	69
70	Henderson St.	80
80	Harding •	74
53	Delta St.	72
66	Ark.-Monticello	71
75	Southern Ark. •	65
54	West Ga. †	63

Nickname: Sugar Bears
Colors: Purple & Gray
Arena: Farris Center
Capacity: 6,500; Year Built: 1972
AD: Vance Strange
SID: Steve East

CENTRAL CONN. ST.

New Britain, CT 06050-4010I

Coach: Yvette Harris, Detroit 1982

2005-06 RESULTS (9-20)

49	Eastern Mich.	58
77	Alas. Anchorage	51
69	Arizona †	65
57	Dartmouth	83
48	Hofstra •	77
63	Army •	65
51	Columbia	54
60	Tulane	72
57	Maryland	94
67	Md.-East. Shore †	61
40	Sacred Heart	65
60	Long Island	67
52	St. Francis (N.Y.)	61
61	Fairleigh Dickinson •	55
56	Monmouth	79
60	Mt. St. Mary's	70
54	Quinnipiac •	64
45	Mt. St. Mary's •	60
81	Wagner •	59
57	Quinnipiac	68
58	St. Francis (N.Y.) •	56
62	Monmouth •	71
40	Robert Morris	74
62	St. Francis (Pa.)	58
53	Wagner	68
47	Sacred Heart •	65
82	St. Francis (Pa.) •	66
50	Long Island •	49
64	Quinnipiac	68

Nickname: Blue Devils
Colors: Blue & White
Arena: Detrick Gymnasium
Capacity: 3,500; Year Built: 1965
AD: Charles Jones Jr.
SID: Jason Stronz

UCF

Orlando, FL 32816-3555I

Coach: Gail Striegler, Central Ark. 1990

2005-06 RESULTS (7-21)

62	Florida A&M •	54
63	West Virginia •	77
57	Butler †	69
87	Princeton †	91
63	Santa Clara	80
49	Florida St.	81
55	Troy	59
57	Central Mich. •	48
22	Texas-Arlington •	65
72	Miami (Fla.) •	82
55	Quinnipiac •	71
50	Southern Miss. •	61
50	Houston	64
52	Rice	66
60	Tulane •	52
51	UTEP •	46
60	Marshall •	77
63	East Caro. •	68
65	Memphis	54
78	UAB	90
50	Southern Miss.	63
43	Tulsa	71
57	SMU •	69
65	UAB •	74
77	Memphis •	62
66	Marshall	63
44	East Caro.	65
52	Tulane †	69

Nickname: Golden Knights
Colors: Black & Gold
Arena: UCF Arena
Capacity: 5,100; Year Built: 1991
AD: Keith R. Tribble
SID: Courtney Hastings

CENTRAL MICH.

Mount Pleasant, MI 48859-0001 I

Coach: Eileen Kleinfelter, Findlay 1979

2005-06 RESULTS (16-12)

86	Wilberforce •	39
67	Ill.-Chicago	62
69	IPFW •	61
79	Michigan	57
66	Cleveland St.	44
55	Valparaiso •	49
48	UCF	57
75	Troy †	63
66	Jacksonville	54
65	St. Louis •	55
50	Michigan St.	75
50	Western Mich.	58
57	Northern Ill. •	59
47	Ball St.	57
60	Toledo	48
45	Eastern Mich. •	58
52	Bowling Green •	57
51	Kent St.	57
80	Miami (Ohio) •	67
64	Ohio •	48
58	Buffalo	50
60	Akron	44
54	Western Mich. •	64
42	Northern Ill.	68
59	Ball St. •	58
54	Toledo •	51
51	Eastern Mich.	59
57	Ohio	74

Nickname: Chippewas
Colors: Maroon & Gold
Arena: Rose Arena
Capacity: 5,200; Year Built: 1973
AD: David W. Heeke Jr.
SID: Rob Wyman

CENTRAL MO.

Warrensburg, MO 64093II

Coach: David Slifer, Mt. Mercy 82

2005-06 RESULTS (22-10)

85	Lincoln (Mo.)	33
82	Mesa St. †	51
87	Cameron †	68
83	Central Okla. †	69
77	Cameron	80
91	Lincoln (Mo.) •	34
92	Harris-Stowe •	38
73	Washburn	80
92	Evangel •	48
59	Tex. A&M-Commerce †	66
79	West Tex. A&M †	92
83	Northwest Mo. St. •	81
77	Truman •	71
68	Mo. Western St.	76
70	Southwest Baptist	66
67	Emporia St. •	87
62	Mo. Southern St. •	64
65	Pittsburg St.	57
77	Northwest Mo. St.	68
79	Pittsburg St. •	70
107	Central Methodist •	48
74	Mo. Southern St.	66
63	Emporia St.	60
80	Southwest Baptist •	47
72	Mo. Western St. •	58
70	Truman	56
63	Washburn •	76
68	Northwest Mo. St. †	66
63	Emporia St. †	60
71	Washburn †	75
79	Angelo St. †	68
51	Washburn	65

Nickname: Jennies
Colors: Cardinal & Black
Arena: CMSU Multipurpose Bldg.
Capacity: 8,500; Year Built: 1976
AD: Jerry M. Hughes
SID: Joe Moore

CENTRAL OKLA.

Edmond, OK 73034II

Coach: Shawn Williams,
Central Okla. 1990

2005-06 RESULTS (7-20)

59 Washburn †.....	96
75 Mo. Southern St.....	81
69 Central Mo. St. †.....	83
71 Mo. Western St. †.....	73
68 Texas Woman's •.....	54
70 Tex. A&M-Kingsville •.....	50
69 Okla. Christian •.....	72
64 Abilene Christian.....	66
69 Angelo St.....	85
68 Emporia St. †.....	82
64 St. Mary's (Tex.) †.....	75
64 West Tex. A&M •.....	76
84 Eastern N.M. •.....	69
50 Tarleton St.....	70
54 Midwestern St.....	61
52 Northeastern St.....	58
55 Tex. A&M-Commerce •.....	67
56 Southwestern Okla.....	70
71 Cameron •.....	70
79 Southeastern Okla.....	78
62 East Central •.....	65
62 Northeastern St. •.....	56
70 Tex. A&M-Commerce.....	83
44 Southwestern Okla. •.....	64
60 Cameron.....	70
69 Southeastern Okla. •.....	71
62 East Central.....	57

Nickname: Bronchos
Colors: Bronze & Blue
Arena: Hamilton Field House
Capacity: 3,000; Year Built: 1965
AD: Bill Farley
SID: Mike Kirk

CENTRAL WASH.

Ellensburg, WA 98926.....II

Coach: Jeff Whitney,
Central Wash. 1995

2005-06 RESULTS (15-11)

82 Minn. St. Moorhead †.....	73
59 Biola †.....	56
71 Cal St. Monterey Bay •.....	63
66 Colorado St.-Pueblo •.....	67
87 Alderson-Broaddus †.....	56
91 Cal St. Monterey Bay †.....	77
55 Western Wash. †.....	87
67 Seattle Pacific •.....	80
77 Northwest Nazarene •.....	80
74 Humboldt St.....	87
65 Western Ore.....	39
93 Alas. Anchorage •.....	54
86 Alas. Fairbanks •.....	58
45 Western Wash.....	65
75 St. Martin's.....	71
47 Seattle.....	55
62 Western Ore. •.....	32
66 Humboldt St. •.....	58
71 Alas. Fairbanks.....	58
64 Alas. Anchorage.....	70
85 Grand Canyon •.....	61
60 Western Wash. •.....	65
68 Seattle •.....	58
90 St. Martin's •.....	70
58 Northwest Nazarene.....	77
53 Seattle Pacific.....	89

Nickname: Wildcats
Colors: Crimson & Black
Arena: Nicholson Pavilion
Capacity: 3,600; Year Built: 1959
AD: Jack Bishop
SID: Jonathan Gordon

CENTRE

Danville, KY 40422-1394III

Coach: Wendie Austin-Robinson,
Centre 1994

2005-06 RESULTS (4-19)

64 Defiance •.....	58
51 Kenyon •.....	65
55 Maryville (Tenn.) •.....	90
41 Thomas More.....	75
65 Ohio Dominican †.....	77
62 Sewanee.....	69
62 Transylvania.....	60
45 Franklin.....	70
42 Denison.....	70
50 Transylvania •.....	70
31 Southwestern (Tex.) •.....	56
45 Trinity (Tex.) •.....	75
39 DePauw.....	85
68 Rose-Hulman.....	62
54 Sewanee •.....	58
61 Hendrix.....	74
65 Rhodes.....	80
47 Millsaps •.....	44
56 Oglethorpe •.....	75
31 DePauw •.....	83
53 Rose-Hulman •.....	67
41 Southwestern (Tex.).....	76
52 Trinity (Tex.).....	80

Nickname: Colonels
Colors: Gold & White
Arena: Alumni Memorial Gymnasium
Capacity: 1,200; Year Built: 1950
AD: Brian E. Chafin
SID: Mike Prichard

CHADRON ST.

Chadron, NE 69337-2690II

Coach: Tom Andersen, Valley City St. 78

2005-06 RESULTS (4-23)

44 South Dakota.....	83
54 Okla. Panhandle †.....	65
100 Johnson & Wales (CO) †.....	44
61 Southwest Minn. St.....	83
54 Minn.-Crookston †.....	67
60 UC-Colo. Spgs.....	70
68 Colorado Col.....	78
49 N.M. Highlands.....	60
42 Colorado St.-Pueblo •.....	67
39 Wyoming †.....	75
52 South Dakota •.....	90
56 Mesa St.....	72
41 Western St.....	64
63 Adams St. •.....	55
38 Fort Lewis •.....	59
48 Fort Hays St.....	71
46 Neb.-Kearney.....	72
66 Colo. Christian.....	57
54 Colorado Mines.....	67
59 Regis (Colo.) •.....	83
79 Metro St. •.....	84
49 Colorado Mines •.....	54
67 Colo. Christian •.....	47
60 Metro St.....	78
48 Regis (Colo.).....	94
63 Fort Hays St. •.....	76
47 Neb.-Kearney •.....	77

Nickname: Eagles
Colors: Cardinal & White
Arena: Armstrong Building
Capacity: 2,500; Year Built: 1965
AD: Bradley Roy Smith
SID: Con Marshall

CHAPMAN

Orange, CA 92866III

Coach: Carol Jue, Claremont-M.S. 1992

2005-06 RESULTS (18-9)

50 Pacific Lutheran †.....	64
55 Redlands.....	58
66 Redlands.....	57
64 Whitworth •.....	55
72 La Verne •.....	58
63 UC Santa Cruz †.....	38
80 Cal St. East Bay.....	76
86 Cal Lutheran •.....	72
74 Pomona-Pitzer •.....	44
59 Oglethorpe †.....	70
49 Wis.-La Crosse †.....	50
60 Wis.-Eau Claire •.....	44
63 Emmanuel (Mass.) •.....	56
74 La Verne •.....	73
57 Cal Lutheran.....	68
98 La Sierra •.....	75
75 UC Santa Cruz •.....	53
57 Hope Int'l •.....	66
69 Holy Names.....	85
76 UC Santa Cruz.....	44
83 Pomona-Pitzer.....	62
77 La Sierra.....	68
86 Colorado Col. †.....	72
55 Dallas.....	53
67 Neb. Wesleyan †.....	91
65 Dallas †.....	61
54 Pacific Lutheran.....	72

Nickname: Panthers
Colors: Cardinal & Gray
Arena: Hutton Sports Center
Capacity: 2,400; Year Built: 1978
AD: David Currey
SID: Doug Aiken

COL. OF CHARLESTON

Charleston, SC 29424I

Coach: Nancy Wilson, Coker 1973

2005-06 RESULTS (11-17)

69 Charleston So. •.....	56
50 Morehead St.....	66
50 Georgia Tech.....	66
79 Ga. Southern •.....	66
54 Stetson •.....	47
55 East Tenn. St. •.....	59
62 Appalachian St.....	76
51 Coastal Caro. †.....	58
48 North Carolina.....	101
57 Davidson.....	71
59 Wofford.....	50
52 Furman •.....	50
44 Elon.....	65
70 UNC Greensboro.....	67
72 Anderson (S.C.) •.....	71
41 Chattanooga.....	89
69 Western Caro. •.....	59
65 Appalachian St. •.....	57
67 Davidson.....	71
59 Wofford.....	45
55 Furman.....	64
39 Elon.....	50
58 UNC Greensboro •.....	59
75 Savannah St.....	53
63 Chattanooga •.....	68
65 Western Caro.....	98
61 Ga. Southern.....	65
63 Furman †.....	66

Nickname: Cougars
Colors: Maroon & White
Arena: John Kresse Arena
Capacity: 3,500; Year Built: 1982
AD: Jerry I. Baker
SID: Simon Whitaker

CHARLESTON (W.V.)

Charleston, WV 25304II

Coach: Sherry Winn,
Charleston (WV) 86

2005-06 RESULTS (31-3)

71 Clarion.....	63
63 Indiana (Pa.).....	52
72 California (Pa.) †.....	55
93 West Chester †.....	76
83 Concord •.....	64
96 Bluefield St. •.....	38
77 Belmont Abbey.....	60
66 Lincoln Memorial •.....	52
92 Winston-Salem †.....	64
81 Shippensburg •.....	60
49 Indiana (Pa.) •.....	54
84 West Va. Tech •.....	54
77 West Virginia St.....	62
69 Bluefield St.....	58
77 Salem Int'l.....	53
115 Davis & Elkins •.....	48
95 Shepherd •.....	59
85 Glenville St.....	77
85 Alderson-Broaddus.....	73
81 West Va. Wesleyan •.....	59
76 West Liberty St.....	61
77 Fairmont St. •.....	46
96 Ohio Valley •.....	73
69 Wheeling Jesuit.....	73
100 West Virginia St. •.....	76
82 West Va. Tech.....	58
81 Concord.....	64
75 West Va. Wesleyan †.....	61
76 Wheeling Jesuit †.....	63
81 Glenville St. †.....	59
71 Edinboro •.....	62
90 Wheeling Jesuit •.....	88
68 Glenville St. •.....	58
59 Grand Valley St. †.....	74

Nickname: Golden Eagles
Colors: Maroon & Gold
Arena: Eddie King Gymnasium
Capacity: 1,200; Year Built: 1947
AD: Tom Nozica
SID: Jennifer Moore

CHARLESTON SO.

Charleston, SC 29423-8087.....I

Coach: Stephanie Yelton,
North Carolina 1996

2005-06 RESULTS (7-21)

56 Col. of Charleston.....	69
68 Wofford •.....	61
39 Vanderbilt.....	83
71 McNeese St. †.....	79
48 IUPUI •.....	60
38 North Carolina.....	92
93 Southern Wesleyan •.....	70
31 James Madison.....	86
75 Eastern Ill. •.....	64
51 Albany (N.Y.) •.....	50
55 Longwood •.....	70
41 Liberty.....	78
52 Radford.....	77
58 Birmingham-So. •.....	61
58 UNC Asheville •.....	80
82 Agnes Scott •.....	49
43 Winthrop.....	72
53 High Point •.....	82
69 Coastal Caro. •.....	76
71 Covenant •.....	47
53 Radford •.....	73
49 Liberty •.....	63
47 Birmingham-So.....	64
60 UNC Asheville.....	57
50 Winthrop •.....	58
63 High Point.....	87
46 Coastal Caro.....	65
46 Liberty.....	62

Nickname: Lady Buccaneers
 Colors: Navy & Old Gold
 Arena: CSU Field House
 Capacity: 798; Year Built: 1965
 AD: Hank Small
 SID: David Shelton

CHARLOTTE

Charlotte, NC 28223.....I

Coach: Amanda Butler, Florida 1995

2005-06 RESULTS (21-9)

84	Appalachian St. •	58
80	Western Ky.	87
82	Loyola Marymount	74
71	UCLA †.....	87
80	Florida •.....	93
74	UNC Wilmington.....	54
59	Winthrop.....	57
79	Davidson.....	60
69	Old Dominion •.....	79
90	Murray St. •.....	65
80	Houston.....	71
76	Xavier •.....	72
69	Temple.....	77
70	Fordham.....	64
71	Massachusetts •.....	61
81	St. Joseph's •.....	50
86	St. Louis.....	57
60	Richmond •.....	56
77	La Salle.....	57
86	Dayton.....	74
63	Xavier.....	55
73	St. Bonaventure •.....	39
79	Duquesne.....	72
64	Richmond.....	82
65	St. Louis •.....	58
74	Rhode Island •.....	67
65	George Washington.....	69
45	Duquesne †.....	56
70	James Madison •.....	62
68	Western Ky.	81

Nickname: 49ers
 Colors: Green & White
 Arena: Halton Arena
 Capacity: 9,105; Year Built: 1996
 AD: Judith W. Rose
 SID: Tom Whitestone

CHATHAM

Pittsburgh, PA 15232.....III

Coach: Mark Katsarki, Calif. (Pa.) 2000

2005-06 RESULTS (5-20)

56	Pitt-Greensburg •	89
57	Carlow •.....	72
67	Lake Erie.....	78
71	Marietta.....	83
58	Ohio Wesleyan †.....	80
52	Hiram •.....	60
58	Wilson.....	63
59	Chestnut Hill.....	70
67	Thiel.....	88
40	Waynesburg.....	73
26	Westminster (Pa.) •.....	56
64	Chestnut Hill •.....	73
54	Trinity (D.C.) •.....	58
53	Oberlin.....	73
72	Hood •.....	79
63	Wilson •.....	36
63	Notre Dame (Md.).....	52
40	Mary Baldwin.....	76
47	La Roche.....	55
52	Trinity (D.C.).....	67
67	Ursuline •.....	58
58	Notre Dame (Md.) •.....	50
70	Mary Baldwin •.....	76
62	Hiram.....	54
41	Hood.....	54

Nickname: Cougars

Colors: Purple & White
 Arena: Chatham Gymnasium
 Capacity: 0
 AD: Amy Buxbaum
 SID: Ron Giles

CHATTANOOGA

Chattanooga, TN 37403-2598...I

Coach: Wes Moore, Tennessee 1986

2005-06 RESULTS (27-4)

53	Indiana St.....	74
76	Middle Tenn. •.....	66
50	Tennessee.....	92
67	Tennessee Tech †.....	82
78	Stephen F. Austin †.....	69
84	UAB •.....	58
72	Auburn •.....	59
104	Wofford •.....	58
84	UNC Asheville.....	59
49	Elon.....	36
60	Austin Peay.....	51
82	UNC Greensboro.....	75
69	Appalachian St.....	38
87	Davidson •.....	65
77	Western Caro.....	68
75	Furman.....	65
89	Col. of Charleston •.....	41
65	Ga. Southern.....	48
77	Elon •.....	47
72	UNC Greensboro •.....	68
87	Appalachian St. •.....	66
76	Davidson.....	59
86	Western Caro. •.....	61
67	Furman •.....	44
68	Col. of Charleston.....	63
81	Ga. Southern •.....	60
96	Wofford.....	61
70	Furman †.....	51
77	Western Caro. †.....	73
91	UNC Greensboro †.....	79
59	Kentucky †.....	69

Nickname: Lady Mocs
 Colors: Navy Blue & Old Gold
 Arena: The McKenzie Arena
 Capacity: 11,218; Year Built: 1982
 AD: Rick Hart
 SID: Anne Wehunt

CHESTNUT HILL

Philadelphia, PA 19118-2693...III

Coach: Jackie deMarteleire,
 Philadelphia U. 2003

2005-06 RESULTS (17-8)

74	Trinity (D.C.).....	73
69	Wilson •.....	42
70	Chatham •.....	59
54	Hood •.....	63
67	Penn St-Berks.....	74
68	Polytechnic (N.Y.) •.....	19
60	Baptist Bible (Pa.).....	69
65	Hood.....	71
74	Phila. Bible.....	71
73	Chatham.....	64
70	Notre Dame (Md.).....	85
78	Purchase St.....	63
73	Notre Dame (Md.) •.....	42
67	Polytechnic (N.Y.) •.....	24
62	Penn St-Berks.....	54
69	Cazenovia.....	38
61	Mary Baldwin.....	56
62	D'Youville •.....	49
76	Bard •.....	61
77	Purchase St. •.....	43
73	Trinity (D.C.) •.....	81
77	Keystone •.....	43
74	Mary Baldwin •.....	80
71	Wilson.....	40
80	Mary Baldwin †.....	87

Nickname: Griffins
 Colors: Scarlet & White
 AD: Bill Stiles
 SID: Jackie deMarteleire

CHEYNEY

Cheyney, PA 19319-0200.....II

Coach: Jada Pierce, West Chester

2005-06 RESULTS (4-23)

58	Dist. Columbia †.....	66
67	Columbia Union †.....	68
40	Lincoln (Pa.) †.....	32
67	Columbia Union.....	54
57	Lock Haven •.....	72
47	Indiana (Pa.) •.....	67
58	Dist. Columbia •.....	67
77	Virginia St.....	76
48	Clarion.....	73
50	Virginia St. •.....	66
55	Slippery Rock •.....	58
52	Edinboro •.....	73
56	Kutztown.....	79
52	Shippensburg.....	59
48	California (Pa.).....	75
58	West Chester.....	65
68	Bloomsburg •.....	64
42	East Stroudsburg.....	65
62	Millersville •.....	74
37	Pitt-Johnstown.....	68
67	Mansfield.....	79
50	Kutztown.....	64
57	West Chester.....	59
42	Bloomsburg.....	81
66	East Stroudsburg •.....	73
54	Millersville.....	92
61	Mansfield •.....	75

Nickname: Wolves
 Colors: Blue & White
 Arena: Cope Hall
 Capacity: 1,500; Year Built: 1961
 AD: Patric Simon
 SID: Lenn Margolis

CHICAGO

Chicago, IL 60637.....III

Coach: Aaron Rousell, Iowa 2001

2005-06 RESULTS (17-8)

77	St. Norbert •.....	66
65	Whitman •.....	64
77	Blackburn.....	51
80	Concordia (Ill.).....	68
94	Aurora •.....	77
70	North Park.....	57
93	Dominican (Ill.).....	43
67	St. Catherine.....	54
76	Augsburg.....	54
80	North Central (Ill.) •.....	72
59	Washington-St. Louis.....	83
78	Benedictine (Ill.).....	58
70	Case Reserve.....	62
72	Emory.....	62
85	Brandeis •.....	92
71	New York U. •.....	83
65	Carnegie Mellon •.....	61
57	Rochester •.....	66
59	Rochester.....	68
72	Carnegie Mellon.....	50
54	Emory •.....	36
68	Case Reserve •.....	69
61	New York U.....	56
62	Brandeis.....	65
77	Washington-St. Louis •.....	87

Nickname: Maroons
 Colors: Maroon & White
 Arena: Gerald Ratner Athletics Center
 Capacity: 1,558; Year Built: 2003
 AD: Thomas Weingartner
 SID: Dave Hilbert

CHICAGO ST.

Chicago, IL 60628-1598.....I

Coach: Angela Jackson,
 Old Dominion 1991

2005-06 RESULTS (12-16)

63	Illinois St. •.....	70
79	Dayton •.....	65
76	Robert Morris-Chi. •.....	48
88	St. Xavier •.....	60
68	Loyola (Ill.).....	50
65	Tulane †.....	64
51	Arizona.....	61
57	Ohio.....	65
62	Ill.-Chicago.....	80
53	UNI.....	60
61	Miami (Ohio) •.....	63
65	Southern Utah •.....	53
59	Oral Roberts •.....	65
49	UMKC •.....	56
43	Oakland.....	72
53	Centenary (La.).....	51
49	Western Ill. •.....	62
53	Valparaiso •.....	50
44	Southern Utah.....	55
49	Oral Roberts.....	53
57	UMKC.....	55
62	Centenary (La.) •.....	47
66	IUPUI •.....	63
67	Valparaiso.....	75
45	Western Ill.....	63
70	Oakland •.....	59
46	IUPUI.....	55
40	IUPUI †.....	51

Nickname: Cougars
 Colors: Green & White
 Arena: Jacoby Dickens Center
 Capacity: 2,500; Year Built: 1971
 AD: Darren Hamilton
 SID: Quenjana Adams

CHOWAN

Murfreesboro, NC 27855.....III

Coach: Patrick Mashuda,
 Robert Morris 1992

2005-06 RESULTS (14-10)

41	St. Augustine's.....	80
68	Wesley †.....	51
84	Peace.....	88
69	Va. Wesleyan.....	60
61	Newport News •.....	54
59	N.C. Wesleyan •.....	39
71	Chris. Newport.....	82
67	Lenoir-Rhyne.....	60
45	Mount Olive.....	73
58	St. Augustine's •.....	60
63	Greensboro •.....	57
78	Siena Heights •.....	77
71	Robert Morris-S'fiel †.....	51
75	Chris. Newport †.....	66
56	Peace •.....	54
75	Southern Va. •.....	60
67	Fayetteville St. •.....	74
34	Elizabeth City St.....	78
65	N.C. Wesleyan.....	43
68	Elizabeth City St. •.....	107
60	Newport News.....	64
78	Allen •.....	47
70	North Greenville.....	77
64	Allen.....	52

Nickname: Hawks
 Colors: Columbia Blue & White
 Arena: Jesse Helms Center
 Capacity: 3,000; Year Built: 1979
 AD: Dennis E. Helsel
 SID: Meredith Davies-Long

CHRISTIAN BROS.

Memphis, TN 38104-5519II

Coach: Scott Groninger,
William Jewell 1984

2005-06 RESULTS (10-17)

56	LeMoyn-Owen •	36
48	Ala.-Huntsville	58
66	Lane	55
92	Ark. Baptist •	50
67	North Ala.	55
53	LeMoyn-Owen	45
60	West Ala. •	58
51	Fla. Gulf Coast	67
58	Mo. Western St. †	65
68	North Ala. •	58
65	Central Ark. •	73
55	Ouachita Baptist	65
65	Arkansas Tech •	56
62	Henderson St.	67
66	Harding •	63
32	Delta St.	43
51	Ark.-Monticello	62
62	Southern Ark. •	67
69	Central Ark.	83
72	Lane •	74
63	Ouachita Baptist •	59
44	Arkansas Tech	60
49	Henderson St. •	59
58	Harding	69
33	Delta St. •	52
65	Ark.-Monticello •	68
60	Southern Ark.	84

Nickname: Lady Buccaneers
Colors: Scarlet & Gray
Arena: Canale Arena
Capacity: 1,000; Year Built: 1951
AD: Joseph Nadicksbernd
SID: Justin Maskus

CHRIS. NEWPORT

Newport News,
VA 23606-2998III

Coach: Carolyn Hunter, Southwestern
(Tex.) 1987

2005-06 RESULTS (17-9)

62	Randolph-Macon	86
81	Hamilton †	68
77	Marymount (Va.)	79
71	Guilford •	56
82	Chowan •	71
91	Mary Baldwin	76
64	Va. Wesleyan •	70
71	Catholic •	69
56	Mary Washington •	71
74	Southern Va.	64
66	Chowan †	75
73	Shenandoah •	69
57	Peace •	70
63	N.C. Wesleyan	38
70	Ferrum	77
57	Averett	55
67	Methodist •	57
70	Greensboro •	59
66	Shenandoah	65
69	Peace	59
64	N.C. Wesleyan •	44
63	Averett •	52
75	Ferrum •	66
52	Greensboro	74
68	Methodist	51
61	Shenandoah •	64

Nickname: Lady Captains
Colors: Blue & Silver
Arena: Freeman Center
Capacity: 2,300; Year Built: 2000
AD: C.J. Woollum
SID: Francis Tommasino

CINCINNATI

Cincinnati, OH 45221-0021I

Coach: Laurie Pirtle, Ohio St. 1980

2005-06 RESULTS (17-12)

74	St. Francis (Pa.) •	39
82	East Tenn. St. •	58
71	Detroit •	55
60	Xavier	87
82	Eastern Ill. •	48
71	Fordham •	61
73	Texas-Arlington •	61
73	Indiana •	59
70	Toledo •	60
65	Dayton	55
63	Oregon St.	58
51	Rutgers •	64
57	Providence	58
71	Connecticut	92
89	South Fla. •	87
80	St. John's (N.Y.) •	88
59	Syracuse	43
87	Georgetown •	68
77	Seton Hall	58
63	Pittsburgh •	64
53	DePaul	68
40	Villanova	64
56	West Virginia •	46
76	Louisville •	65
63	Georgetown	47
66	Notre Dame •	75
48	Marquette	66
62	Pittsburgh †	77
75	Florida Int'l	81

Nickname: Bearcats
Colors: Red & Black
Arena: Fifth Third Arena
Capacity: 13,176; Year Built: 1989
AD: Michael J. Thomas
SID: Geoff Wiswell

CCNY

New York, NY 10031III

Coach: James Wright, Baruch 2003

2005-06 RESULTS (1-22)

26	Eastern Conn. St.	117
6	Endicott †	118
29	Merchant Marine	94
31	Hunter •	71
35	Baruch	89
43	Purchase St.	72
32	St. Joseph's (L.I.)	74
27	Lehman	61
65	City Tech •	48
29	New Palz St.	70
41	Medgar Evers	56
32	Brooklyn	62
43	York (N.Y.) •	55
14	Mt. St. Vincent	80
26	Staten Island	83
28	John Jay •	49
29	Baruch •	92
13	Hunter	63
42	Farmingdale •	77
40	Lehman •	69
31	John Jay	52
42	Old Westbury •	69

Nickname: Beavers
Colors: Lavender & Black
Arena: Nat Holman
Capacity: 3,500; Year Built: 1972
AD: Robert Coleman
SID: Derrick Harrison

CLAREMONT-M-S

Claremont, CA 91711-6400III

Coach: Jodie Burton,
Cal Poly Pomona 1978

2005-06 RESULTS (20-5)

76	La Sierra	32
75	Lewis & Clark •	70
63	UC Santa Cruz †	49
68	La Sierra •	46
46	Puget Sound †	74
43	Linfield †	34
63	Dominican (Ill.) †	46
73	Milwaukee Engr. †	50
69	Wis.-Eau Claire •	55
44	Macalester •	24
54	William Smith •	62
46	Redlands	52
64	Whittier •	61
63	Pomona-Pitzer •	51
64	Caltech	38
49	Occidental	34
60	La Verne •	65
64	Cal Lutheran	75
60	Redlands •	56
57	Whittier	44
60	Pomona-Pitzer	34
80	Caltech •	33
68	Occidental •	56
65	La Verne	52
85	Cal Lutheran •	50

Nickname: Athenas
Colors: Maroon, Gold & White
Arena: Ducey Gymnasium
Capacity: 1,200; Year Built: 1959
AD: Michael L. Sutton
SID: Kelly Beck

CLARION

Clarion, PA 16214II

Coach: Margaret Parsons,
Slippery Rock 1971

2005-06 RESULTS (12-15)

63	Charleston (W.V.) •	71
88	Point Park •	69
82	Ashland •	72
80	Pitt.-Johnstown †	77
39	Glenville St. †	69
67	Gannon †	69
82	Bloomsburg	72
71	Pitt.-Johnstown	78
67	Millersville •	72
73	Cheyney •	48
83	Goldie-Beacom •	70
65	Kutztown	69
91	West Chester	75
71	Shippensburg •	59
63	Mansfield •	53
63	East Stroudsburg •	44
60	Lock Haven	77
39	Slippery Rock •	60
55	California (Pa.)	67
60	Edinboro	76
75	Indiana (Pa.) •	86
73	Shippensburg	61
69	Lock Haven •	57
41	Slippery Rock	74
59	California (Pa.) •	64
71	Edinboro •	73
64	Indiana (Pa.)	74

Nickname: Golden Eagles
Colors: Blue & Gold
Arena: W. S. Tippin Gymnasium
Capacity: 4,000; Year Built: 1968
AD: David Katis
SID: Rich Herman

CLARK ATLANTA

Atlanta, GA 30314II

Coach: Vanessa White, Tuskegee

2005-06 RESULTS (3-25)

73	Spelman	61
67	North Ala.	69
34	West Ga. •	62
82	St. Paul's •	88
59	Fayetteville St. •	81
53	Stillman •	66
60	Tuskegee •	76
40	Montevallo •	60
67	North Ala. •	57
62	Lane	77
55	Kentucky St.	72
58	Paine •	75
56	Benedict •	87
43	LeMoyn-Owen	66
54	Miles	69
55	Lane •	70
57	Kentucky St. •	49
54	Tuskegee	74
46	Stillman	56
43	Fort Valley St.	77
54	Albany St. (Ga.)	59
61	Paine	77
42	Benedict	82
57	Albany St. (Ga.) •	62
65	LeMoyn-Owen •	66
54	Miles •	56
51	Fort Valley St. •	84
77	Tuskegee †	83

Nickname: Lady Panthers
Colors: Red, Black & Grey
Arena: L.S. Epps Gym
Capacity: 1,800
AD: Brenda Edmond
SID: Charles Ward

CLARK (MASS.)

Worcester, MA 01610-1477III

Coach: Patricia Glispin,
Massachusetts 1975

2005-06 RESULTS (17-9)

79	Nichols †	58
62	WPI †	49
87	Johnson & Wales (R.I.) •	58
72	Connecticut Col.	65
69	Gordon	50
82	Salem St.	77
59	Amherst •	43
77	Trinity (Conn.) •	69
48	Maine Maritime †	61
85	St. Joseph (Vt.) †	29
78	Wheaton (Mass.) •	74
53	Mount Holyoke	58
79	Smith	56
68	Springfield •	79
62	Wellesley	71
50	Coast Guard •	77
43	Eastern Conn. St.	77
65	Babson •	61
58	WPI	67
66	MIT •	50
64	Smith •	33
69	Coast Guard	61
65	Springfield	76
68	Mount Holyoke •	58
68	Babson •	65
62	Springfield	81

Nickname: Cougars
Colors: Scarlet & White
Arena: Kneller Athletic Center
Capacity: 2,000; Year Built: 1977
AD: Linda S. Moulton
SID: Joe Brady

CLARKE

Dubuque, IA 52001III

Coach: Joan Steffen, Mt. Mercy 1991

2005-06 RESULTS (8-18)

60 Lawrence †	67
45 Lakeland	51
55 Ashford	59
51 Loras †	45
65 Dubuque	73
60 William Penn •	66
43 Wheaton (Ill.)	56
70 Coe •	55
49 Upper Iowa	77
64 Blackburn •	60
39 Mt. Mercy •	67
64 Concordia (Wis.) •	73
56 MacMurray •	38
60 Knox	46
47 Iowa Wesleyan	80
49 Concordia (Ill.)	67
56 Benedictine (Ill.)	68
57 Eureka •	41
58 Aurora	72
56 Rockford	63
83 Concordia (Ill.) •	70
76 Benedictine (Ill.) •	81
63 Eureka	71
64 Aurora •	75
83 Rockford •	70
61 Concordia (Ill.)	69

Nickname: Crusaders
 Colors: Navy & Gold
 Arena: Kehl Center
 Capacity: 900; Year Built: 1994
 AD: Curt Long
 SID: Jerry Hanson

CLARKSON

Potsdam, NY 13699-5830III

Coach: Andrea Preston, Luther 2001

2005-06 RESULTS (6-19)

50 Howard Payne †	65
52 Mt. St. Vincent †	48
44 Nazareth	46
51 Rochester Inst. •	42
42 Plattsburgh St. •	48
41 Mt. St. Mary (N.Y.) †	54
57 Hartwick	70
43 Utica	72
37 Middlebury	52
55 Russell Sage	44
71 Potsdam St. •	60
35 Union (N.Y.) •	67
55 Skidmore •	71
40 Rensselaer	62
44 Vassar	67
35 St. Lawrence	53
40 Hamilton	70
36 William Smith	67
56 Vassar •	46
49 Rensselaer •	59
36 St. Lawrence •	67
47 Skidmore	52
52 Union (N.Y.)	68
48 William Smith •	83
51 Hamilton •	48

Nickname: Golden Knights
 Colors: Green & Gold
 Arena: Alumni Gymnasium
 Capacity: 2,000; Year Built: 1952
 AD: Steve Yianoukos
 SID: Tommy Szarka

CLAYTON ST.

Morrow, GA 30260II

Coach: Dennis Cox, Eckerd 1981

2005-06 RESULTS (25-6)

77 Brewton Parker •	56
86 Elizabeth City St. •	69
72 West Ga.	77
70 Montevallo †	63
78 Armstrong Atlantic	60
81 GC&SU •	56
86 Mars Hill •	73
85 S.C. Upstate •	69
88 Bowie St. •	49
74 Newberry	63
69 Augusta St.	41
79 S.C.-Aiken	57
62 UNC Pembroke •	69
60 Francis Marion •	47
78 Lander	59
78 Armstrong Atlantic •	60
68 GC&SU	62
64 Lander •	45
74 S.C. Upstate	63
81 Columbus St.	76
74 Augusta St. •	79
60 S.C.-Aiken •	56
65 UNC Pembroke	29
74 Columbus St. •	63
68 Francis Marion	67
57 Augusta St. †	46
61 GC&SU †	67
76 Johnson C. Smith †	52
64 Wingate †	67

Nickname: Lakers
 Colors: Blue & Orange
 Arena: Athletics Center
 Capacity: 2,000; Year Built: 1983
 AD: Mason Barfield
 SID: Gid Rowell

CLEMSON

Clemson, SC 29634I

Coach: Cristy McKinney,
 North Carolina St. 1979

2005-06 RESULTS (8-21)

54 Missouri †	78
49 Vanderbilt †	86
62 Tennessee Tech •	71
66 Mississippi •	70
62 Belmont †	85
97 Memphis	88
82 Furman	55
63 UCLA •	76
72 San Diego •	68
94 Wagner •	66
52 Winthrop •	51
97 Savannah St. •	62
56 Georgetown	69
46 South Carolina •	77
61 North Carolina	102
72 Georgia Tech •	63
52 Miami (Fla.) •	74
75 Wake Forest •	68
66 Florida St.	80
65 Duke •	97
64 Georgia Tech	83
53 Boston College •	70
70 Virginia Tech	82
70 Wake Forest	82
69 North Carolina St. •	78
72 Florida St. •	80
63 Maryland	89
64 Virginia	83
53 North Carolina St. †	67

Nickname: Lady Tigers
 Colors: Burnt Orange & Northwest Purple
 Arena: Littlejohn Coliseum
 Capacity: 11,020; Year Built: 1968
 AD: Terry Don Phillips
 SID: Philip Sikes

CLEVELAND ST.

Cleveland, OH 44115-2440I

Coach: Kate Peterson,
 Wis.-Stevens Point 1991

2005-06 RESULTS (4-24)

59 Wisconsin	84
77 Hillsdale •	54
62 Akron	59
51 Connecticut •	85
49 St. Bonaventure	58
44 Central Mich. •	66
59 Dayton	67
77 Western Mich. •	92
39 West Virginia	82
64 Ohio •	76
54 Robert Morris •	65
76 Detroit •	67
66 Ill.-Chicago	68
65 Loyola (Ill.)	73
51 Wis.-Green Bay •	66
53 Wis.-Milwaukee •	68
56 Youngstown St.	68
52 Wis.-Green Bay	76
46 Wis.-Milwaukee	61
52 Wright St. •	65
68 Butler •	71
52 Ill.-Chicago •	76
46 Detroit	78
54 Youngstown St. •	72
71 Loyola (Ill.) •	62
51 Wright St.	59
62 Butler	75
82 Loyola (Ill.)	85

Nickname: Vikings
 Colors: Forest Green & White
 Arena: Henry J. Goodman Arena
 Capacity: 8,500; Year Built: 1991
 AD: Lee Reed
 SID: Alan Ashby

COAST GUARD

New London, CT 06320-4195 ..III

Coach: Alex Simonka, Coast Guard 79

2005-06 RESULTS (11-15)

51 Army	103
73 Anna Maria •	49
51 Worcester St.	61
47 Trinity (Conn.)	52
58 Wesleyan (Conn.)	68
59 Smith	48
78 MIT	52
46 Springfield •	54
55 Johnson & Wales (R.I.)	36
47 Wellesley •	55
65 Mitchell •	34
56 Eastern Conn. St. •	72
46 Mount Holyoke •	57
77 Clark (Mass.)	50
66 St. Joseph (Conn.)	61
38 Springfield	48
66 Smith •	51
65 Connecticut Col.	68
43 WPI	58
57 Mount Holyoke	65
56 Merchant Marine	78
61 Clark (Mass.) •	69
75 Albertus Magnus	57
76 Wheaton (Mass.)	64
84 Babson •	63
46 WPI	64

Nickname: Bears
 Colors: Blue & White
 Arena: John Merriman Gymnasium
 Capacity: 2,400; Year Built: 1964
 AD: Raymond Cieplik
 SID: Jason Southard

COASTAL CARO.

Conway, SC 29528-6054I

Coach: Alan LeForce,
 Cumberland (Ky.) 1957

2005-06 RESULTS (18-10)

57 Campbell	42
88 Southern Va. •	45
51 UNC Wilmington	75
71 Furman •	67
41 North Carolina	98
58 Col. of Charleston †	51
68 UNC Greensboro •	54
78 Savannah St. •	42
92 Coker •	44
80 Converse •	50
94 Morris •	44
46 Radford	66
61 Liberty	70
65 UNC Asheville •	68
70 Birmingham-So. •	57
60 High Point •	69
46 Savannah St.	42
76 Charleston So.	69
63 Winthrop	51
51 Liberty •	58
73 Radford •	61
57 UNC Asheville	64
63 Birmingham-So.	59
62 High Point	51
44 Winthrop •	54
65 Charleston So. •	46
50 Birmingham-So. •	35
61 High Point †	65

Nickname: Lady Chanticleers
 Colors: Coastal Green, Bronze & Black
 Arena: Kimbel Arena
 Capacity: 1,039; Year Built: 1974
 AD: Warren Koegel
 SID: Kent Reichert

COE

Cedar Rapids, IA 52402-5092 ..III

Coach: Melissa Bruner, Coe 1994

2005-06 RESULTS (8-18)

44 Washington-St. Louis	80
39 Ill. Wesleyan †	82
55 Mt. Mercy •	47
59 Iowa Wesleyan •	67
71 Bethany Lutheran	59
55 Clarke	70
47 Elmhurst •	61
70 Dubuque	86
56 St. Mary's (Minn.)	74
40 Upper Iowa	79
47 Simpson	70
74 Central (Iowa) •	71
45 Luther •	71
64 Cornell College •	51
73 Warburg	67
68 Buena Vista	90
59 Loras •	50
82 Dubuque •	67
58 Cornell College	59
67 Warburg •	57
59 Buena Vista •	81
53 Loras	60
63 Central (Iowa)	76
45 Luther	76
65 Simpson •	84
54 Loras	62

Nickname: Kohawks
 Colors: Crimson & Gold
 Arena: Moray L. Eby Fieldhouse
 Capacity: 2,600; Year Built: 1931
 AD: John Chandler
 SID: Bryan Boettcher

COKER

Hartsville, SC 29550II

Coach: Carol Meegan, Ithaca 1966

2005-06 RESULTS (5-22)

55 Francis Marion	85
44 UNC Pembroke †	79
88 Converse	66
75 Limestone	74
60 Lees-McRae	67
44 Coastal Caro.	92
46 Barton	78
51 Pfeiffer	62
57 Belmont Abbey	72
62 Converse	72
67 North Greenville	75
65 St. Andrews	66
67 Queens (N.C.)	59
60 Erskine	55
64 Mount Olive	73
55 Anderson (S.C.)	100
54 Lees-McRae	77
62 Barton	83
64 Queens (N.C.)	63
66 Belmont Abbey	74
68 St. Andrews	72
47 Limestone	68
53 Mount Olive	65
60 Pfeiffer	65
74 Anderson (S.C.)	81
52 Erskine	75
57 Limestone	75

Nickname: Cobras
 Colors: Navy Blue & Gold
 Arena: Timberlake-Lawton Gym
 Capacity: 750; Year Built: 1963
 AD: C. Timothy Griggs
 SID: Christian Stryker

COLBY

Waterville, ME 04901-8849III

Coach: Lori Gear McBride, North Carolina

2005-06 RESULTS (10-15)

75 Newbury	38
51 Husson	48
65 Maine Maritime	58
77 Rivier	52
58 Emmanuel (Mass.)	63
24 Southern Me.	63
51 Bowdoin	73
53 WPI	74
56 Suffolk †	59
52 Bates	62
53 Me.-Presque Isle	43
41 Tufts	61
37 Bates	61
50 Gordon	38
40 Bowdoin	72
70 Me.-Farmington	79
63 Trinity (Conn.)	59
45 Amherst	59
59 Connecticut Col.	64
62 Wesleyan (Conn.)	74
54 St. Joseph's (Me.)	49
31 Williams	61
60 Middlebury	38
82 Me.-Machias	25
44 Bates	65

Nickname: Mules
 Colors: Blue & Gray
 Arena: Wadsworth Gymnasium
 Capacity: 2,500; Year Built: 1966
 AD: Marcella K. Zalat
 SID: Bill Sodoma

COLBY-SAWYER

New London, NH 03257III

Coach: George Martin, Springfield 82

2005-06 RESULTS (23-5)

57 Western New Eng. †	67
74 Green Mountain †	29
54 Suffolk	49
82 Plymouth St.	64
73 Nichols	56
66 New England	51
57 Bowdoin	87
80 Johnson & Wales (R.I.)	43
58 Endicott	66
62 Middlebury	66
81 Gordon	67
66 Anna Maria	43
66 New England Col.	40
48 Salve Regina	44
63 Wentworth Inst.	48
69 Roger Williams	42
61 New England	58
90 Regis (Mass.)	41
63 Gordon	51
79 Curry	74
71 Wentworth Inst.	66
63 New England Col.	42
79 Endicott	57
94 Eastern Nazarene	34
64 Roger Williams	47
57 Salve Regina	56
46 Endicott	43
54 Bowdoin	73

Nickname: Chargers
 Colors: Royal Blue and White
 Arena: David L. Coffin Field Hou
 Capacity: 650; Year Built: 1991
 AD: Deborah McGrath
 SID: Kevin J. Zeise

COLGATE

Hamilton, NY 13346-1304I

Coach: Kristin Hughes, Elms 1991

2005-06 RESULTS (9-20)

59 Vermont	71
62 William & Mary †	64
82 McNeese St. †	78
33 Vanderbilt	72
56 Syracuse	92
61 Princeton	79
45 New Hampshire	69
69 Cornell	76
61 Binghamton	82
75 Niagara	47
54 Boston College	73
62 Harvard	80
81 Army	85
69 Lafayette	56
63 American	74
56 Dartmouth	67
58 Bucknell	73
62 Holy Cross	75
66 Army	58
71 Lehigh	69
63 Bucknell	81
80 Lafayette	71
72 American	63
53 Lehigh	71
62 Navy	80
79 Holy Cross	71
60 Navy	65
60 Navy †	55
55 Army	73

Nickname: Raiders
 Colors: Maroon, Gray & White
 Arena: Cotterell Court
 Capacity: 3,091; Year Built: 1966
 AD: David T. Roach
 SID: Meredith Rieder

COLORADO

Boulder, CO 80309I

Coach: Kathy McConnell-Miller, Virginia 1989

2005-06 RESULTS (9-21)

100 Cal St. Fullerton	71
50 Wyoming	66
65 UNI	74
73 Utah St.	56
83 Colorado St.	86
72 Creighton	77
84 Pacific	57
83 Northern Ariz. †	84
90 P.R.-Mayaguez †	42
59 South Fla. †	72
64 South Dakota St.	50
64 Oregon	72
62 Nebraska	80
61 Oklahoma	84
74 Kansas	65
66 Kansas St.	85
49 Missouri	69
71 Iowa St.	86
46 Texas A&M	55
54 Nebraska	70
77 Kansas	71
64 Texas	69
62 Kansas St.	67
56 Texas Tech	76
92 Northern Colo.	65
57 Missouri	72
40 Baylor	86
73 Oklahoma St.	62
46 Iowa St.	56
59 Nebraska †	67

Nickname: Buffaloes
 Colors: Silver, Black & Gold
 Arena: Coors Events Center
 Capacity: 11,064; Year Built: 1979
 AD: Mike R. Bohn
 SID: Troy Andre

COLO. CHRISTIAN

Lakewood, CO 80226II

Coach: Kristin Buckley, Drake 1994

2005-06 RESULTS (4-25)

34 Northern St.	82
39 Wayne St. (Neb.) †	77
49 Tampa	76
68 Sterling (Kan.)	59
60 Colorado Col.	76
47 Alas. Anchorage	73
29 Alas. Anchorage	70
48 Western St.	62
47 Mesa St.	72
56 Adams St.	55
43 Fort Lewis	78
39 UC-Colo. Spgs.	71
55 N.M. Highlands	68
57 Northern Colo.	89
48 Colorado St.-Pueblo	71
61 Colorado Col.	55
70 Johnson & Wales (CO)	62
35 Regis (Colo.)	75
46 Metro St.	72
57 Chadron St.	66
41 Fort Hays St.	67
48 Colorado Mines	60
50 Neb.-Kearney	94
43 Fort Hays St.	91
47 Chadron St.	67
39 Colorado Mines	51
51 Neb.-Kearney	60
53 Metro St.	73
49 Regis (Colo.)	92

Nickname: Cougars
 Colors: Navy & Gold
 Arena: CCU Gymnasium
 Capacity: 1,800; Year Built: 1990
 AD: Douglas Yager
 SID: Jon Copeland

COLORADO COL.

Colorado Springs, CO 80903III

Coach: Kelly Mahlum, St. Benedict 93

2005-06 RESULTS (15-10)

88 Wis.-Whitewater	86
68 Neb. Wesleyan	74
67 Southwestern (Tex.)	55
59 Southwestern (Tex.)	69
76 Colo. Christian	60
73 Cornell College †	60
63 Buena Vista †	85
78 Chadron St.	68
94 Johnson & Wales (CO)	63
85 Caltech	71
83 Whittier	76
71 St. Joseph's (Brkln) †	63
54 Redlands	67
57 Colorado Mines	72
55 Colo. Christian	61
70 UC-Colo. Spgs.	88
82 N.M. Highlands	81
65 UC-Colo. Spgs.	72
88 Johnson & Wales (CO)	71
76 UC Santa Cruz	64
68 Dallas	75
67 Dallas	64
72 Chapman †	86
68 Dallas	58
73 Neb. Wesleyan	68

Nickname: Tigers
 Colors: Black & Gold
 Arena: J. Juan Reid Gymnasium
 Capacity: 1,000; Year Built: 1970
 AD: Julie Soriero
 SID: Dave Moross

COLORADO MINES

Golden, CO 80401II

Coach: Paula Krueger, Northern St. 1996

2005-06 RESULTS (16-14)

98 Johnson & Wales (CO)	24
37 Wayne St. (Neb.) †	76
62 Northern St.	92
93 Buena Vista	75
64 Cornell College	40
59 Mesa St.	79
63 Western St.	43
64 Fort Lewis	74
63 Adams St.	41
66 Carson-Newman	49
53 Neb.-Omaha	48
52 N.M. Highlands	48
46 UC-Colo. Spgs.	58
72 Colorado Col.	57
54 Colorado St.-Pueblo	53
36 Metro St.	88
59 Regis (Colo.)	73
39 Fort Hays St.	52
67 Chadron St.	54
60 Colo. Christian	48
45 Neb.-Kearney	75
54 Chadron St.	49
57 Fort Hays St.	66
51 Colo. Christian	39
53 Neb.-Kearney	59
54 Regis (Colo.)	75
73 Metro St.	79
71 Regis (Colo.)	57
67 Neb.-Kearney †	61
54 Colorado St.-Pueblo	65

Nickname: Orediggers
 Colors: Silver & Blue
 Arena: Volk Gymnasium
 Capacity: 1,000; Year Built: 1959
 AD: Thomas E. Spicer
 SID: Greg Murphy

COLORADO ST.
Fort Collins, CO 80523-6011.....I

Coach: Jen Warden, Colorado 1993

2005-06 RESULTS (9-20)

83	Concordia-St. Paul •	69
75	South Dakota St. •	82
85	UC Irvine •	65
86	Colorado •	83
70	Portland •	58
58	Denver •	77
66	San Jose St. •	78
81	Northern Colo. •	66
52	Duke •	99
65	Tulsa †	69
63	UTSA •	59
68	San Diego St. •	65
57	New Mexico •	73
54	Utah •	76
62	UNLV •	67
63	TCU •	73
80	Wyoming •	87
54	Brigham Young •	70
60	Air Force •	76
68	San Diego St. •	55
51	New Mexico •	85
56	Utah •	80
57	UNLV •	74
57	TCU •	83
71	Wyoming •	78
67	Brigham Young •	69
65	Air Force •	79
69	San Diego St. †	58
45	Brigham Young †	65

Nickname: Rams
Colors: Green & Gold
Arena: Moby Arena
Capacity: 8,745; Year Built: 1968
AD: Paul Kowalczyk
SID: Heather Kennedy

COLORADO ST.-PUEBLO
Pueblo, CO 81001-4901.....II

Coach: Kip Drown, Southwest Mo. St. 77

2005-06 RESULTS (19-12)

82	Black Hills St. •	71
72	Tarleton St. •	76
70	Seattle †	60
67	Central Wash. •	66
72	Lubbock Chrst. •	64
66	Wayland Baptist •	63
78	Neb.-Kearney •	71
67	Chadron St. •	42
56	Fort Hays St. •	59
47	North Dakota †	89
41	Concordia-St. Paul †	53
72	Metro St. •	81
48	Regis (Colo.) •	84
71	Colo. Christian •	48
53	Colorado Mines •	54
65	Adams St. •	50
63	Fort Lewis •	77
65	UC-Colo. Spgs. •	46
63	N.M. Highlands •	60
60	Western St. •	50
79	Mesa St. •	69
61	N.M. Highlands •	67
64	UC-Colo. Spgs. •	74
80	Mesa St. •	66
62	Western St. •	67
65	Fort Lewis •	49
51	Adams St. •	43
69	Fort Hays St. •	55
65	Fort Lewis •	63
65	Colorado Mines •	54
69	North Dakota •	92

Nickname: ThunderWolves
Colors: Red & Blue
Arena: Massari Arena
Capacity: 5,000; Year Built: 1971

AD: Joe Folda
SID: Matt Mountin

UC-COLO. SPGS.

Colorado Springs,
CO 80933-7150.....II

Coach: Jessika Stratton, Baylor 2004

2005-06 RESULTS (12-16)

76	Pittsburg St. †	72
69	West Tex. A&M †	105
73	Sterling (Kan.) †	81
53	Tampa †	69
70	Chadron St. •	60
53	Fort Hays St. •	66
53	Regis (Colo.) •	66
61	Metro St. •	72
56	Air Force •	68
71	Colo. Christian •	39
58	Colorado Mines •	46
40	Neb.-Kearney •	75
88	Colorado Col. •	70
66	Western St. •	59
71	Mesa St. •	70
66	N.M. Highlands •	53
46	Colorado St.-Pueblo •	65
55	Northern Colo. •	72
72	Colorado Col. •	65
62	Fort Lewis •	75
60	Adams St. •	48
58	N.M. Highlands •	73
74	Colorado St.-Pueblo •	64
47	Adams St. •	53
59	Fort Lewis •	71
67	Mesa St. •	82
68	Western St. •	60
54	Fort Lewis •	69

Nickname: Mountain Lions
Colors: Black & Gold
Arena: Lions Den
Capacity: 500; Year Built: 1988
AD: Steve Kirkham
SID: Doug Fitzgerald

COLUMBIA

New York, NY 10027.....I

Coach: Paul Nixon, Vanderbilt 1993

2005-06 RESULTS (6-21)

70	Fairleigh Dickinson †	84
85	Morgan St. †	78
61	Delaware St. •	62
61	St. Francis (N.Y.) •	55
36	California •	71
54	Albany (N.Y.) †	58
54	Central Conn. St. •	51
57	Long Island •	77
54	Monmouth •	56
75	Wagner •	65
38	Lehigh •	67
65	Sacred Heart •	96
62	Princeton •	78
62	Penn •	68
60	Cornell •	75
45	Bucknell •	63
55	Cornell •	64
63	Harvard •	86
56	Dartmouth •	76
51	Yale •	41
39	Brown •	62
49	Penn •	64
45	Princeton •	59
48	Brown •	69
59	Yale •	57
65	Dartmouth •	70
71	Harvard •	86

Nickname: Lions
Colors: Columbia Blue & White
Arena: Levien Gymnasium
Capacity: 2,700; Year Built: 1974

AD: M. Dianne Murphy
SID: Laura Drazdowski

COLUMBIA UNION

Takoma Park, MD 20912.....II

Coach: Todd Fong, Towson 1984

2005-06 RESULTS (4-22)

59	Kutztown •	78
74	Mansfield •	91
68	Cheyney †	67
61	Pfeiffer •	69
54	Cheyney •	67
47	St. Paul's •	75
62	Fairmont St. •	120
56	Kutztown •	80
68	St. Paul's •	74
61	Wilmington (Del.) •	76
59	St. Augustine's •	71
75	Georgian Court •	87
49	Fairmont St. •	80
54	Concord †	92
40	Pitt-Johnstown •	66
82	Dist. Columbia •	78
59	Fla. Gulf Coast •	71
78	Davis & Elkins •	71
65	Bowie St. •	80
73	Southern Va. •	53
82	Davis & Elkins •	90
65	Pitt-Johnstown •	89
65	East Stroudsburg •	76
65	Apprentice •	68
61	Dist. Columbia •	82
66	Lock Haven •	80

Nickname: Pioneers
Colors: Blue, Gold and White
Arena: The Pit
Capacity: 350; Year Built: 1954
AD: Bruce Peifer
SID: Wayne Steart

COLUMBUS ST.

Columbus, GA 31907-5645.....II

Coach: Jay Sparks, Chattanooga 1980

2005-06 RESULTS (17-15)

78	Southern Ind. †	62
51	North Dakota †	84
67	Neb.-Omaha †	75
52	Presbyterian •	59
70	Newberry †	59
64	Montevallo †	57
69	West Ga. •	48
52	GC&SU •	62
76	Armstrong Atlantic •	54
74	West Ga. •	65
65	Caldwell •	57
64	Stillman •	54
66	S.C.-Aiken •	78
65	Augusta St. •	49
49	Francis Marion •	60
59	UNC Pembroke •	48
56	S.C. Upstate •	53
64	GC&SU •	66
43	Armstrong Atlantic •	47
59	S.C. Upstate •	67
86	Lander •	46
76	Clayton St. •	81
56	S.C.-Aiken •	51
51	Augusta St. •	43
70	Lander •	39
61	Francis Marion •	68
63	Clayton St. •	74
61	UNC Pembroke •	59
71	Lander †	37
62	S.C. Upstate †	69

Nickname: Lady Cougars
Colors: Red, White & Blue
Arena: Lumpkin Center
Capacity: 4,500; Year Built: 2000

AD: Herbert Greene
SID: Mike Peacock

CONCORD

Athens, WV 24712.....II

Coach: Kenny Osborne,
Glennville St. 1986

2005-06 RESULTS (14-14)

89	Anderson (S.C.) •	81
78	St. Paul's •	62
60	Tusculum •	74
64	Charleston (W.V.) •	83
76	West Virginia St. •	67
78	Pfeiffer •	79
85	Southern Va. •	48
62	West Chester †	72
92	Columbia Union †	54
52	Fairmont St. •	59
82	West Va. Tech •	75
48	Bluefield St. •	52
73	Pitt-Johnstown •	71
63	Glennville St. •	96
86	Davis & Elkins •	77
55	West Va. Wesleyan •	75
66	Shepherd •	84
78	Alderson-Broaddus •	65
85	Salem Int'l •	58
91	Belmont Abbey •	73
64	West Liberty St. •	78
77	Wheeling Jesuit •	87
89	Ohio Valley •	67
75	Bluefield St. •	65
85	West Virginia St. •	89
64	Charleston (W.V.) •	81
87	West Va. Tech •	73
71	West Va. Wesleyan •	77

Nickname: Mountain Lions
Colors: Maroon & Gray
Arena: Carter Center
Capacity: 2,000
AD: Greg Quick
SID: Chris Javorek

CONCORDIA (ILL.)

River Forest, IL 60305-1499.....III

Coach: Tamlyn Tills,
Wis-La Crosse 1982

2005-06 RESULTS (12-16)

76	Benedictine (Ill.) •	71
57	Lake Forest •	65
56	Concordia (Wis.) †	63
23	Wis.-Oshkosh •	88
68	Chicago •	80
62	Elmhurst •	57
40	North Park •	51
66	Dominican (Ill.) •	34
77	Knox •	57
56	Alverno •	29
85	Milwaukee Engr. •	52
57	Norwich †	61
71	Notre Dame (Ohio) †	76
64	Eureka •	66
79	Silver Lake •	55
67	Clarke •	49
64	Rockford •	77
58	Aurora •	85
50	Concordia (Neb.) †	52
76	Concordia (Mich.) †	55
70	Clarke •	83
66	Rockford •	74
54	Aurora •	80
63	Benedictine (Ill.) •	83
71	Eureka •	52
69	Clarke •	61
86	Benedictine (Ill.) •	82
37	Rockford •	63

Nickname: Cougars
Colors: Maroon & Gold

Arena: Geiseman Gymnasium
Capacity: 2,200; Year Built: 1964
AD: Pete Gnan
SID: Jim Egan

CONCORDIA (N.Y.)

Bronxville, NY 10708.....II

Coach: Robert DiNardo, Lehman 82

2005-06 RESULTS (8-19)

58 Pace •	69
64 Shippensburg	71
49 East Stroudsburg †	64
80 Felician •	63
76 Post	78
54 Bridgeport	61
58 St. Thomas Aquinas	70
73 Queens (N.Y.) •	69
80 Mercy	63
65 Dowling •	48
48 Franklin Pierce •	59
51 C.W. Post	58
59 New Haven	74
72 Adelphi •	83
67 Molloy •	64
63 NYIT	78
70 Bridgeport •	59
58 St. Thomas Aquinas •	67
71 Queens (N.Y.)	72
67 Mercy •	66
59 NYIT	86
66 Dowling	74
53 C.W. Post •	63
72 New Haven •	74
75 Philadelphia U.	92
61 Adelphi	80
73 Molloy	67

Nickname: Clippers
Colors: Blue & Gold
Arena: Meyer Athletic Center
Capacity: 1,500; Year Built: 1967
AD: Ivan Marquez
SID: Craig Boston

CONCORDIA (WIS.)

Mequon, WI 53097-2402III

Coach: Stacy Brunner, Winona St. 1999

2005-06 RESULTS (19-9)

72 Alverno	42
72 Dominican (Ill.)	43
41 Wis.-Platteville †	57
63 Concordia (Ill.) †	56
65 Ripon •	61
52 Cardinal Stritch •	54
60 Marian (Wis.)	71
53 Edgewood •	52
52 Wis. Lutheran	60
84 Augustana (Ill.) †	72
55 Hanover †	68
73 Clarke	64
65 Maranatha Baptist	40
69 Dominican (Ill.)	38
85 Milwaukee Engr. •	78
72 Lakeland	65
81 Alverno •	62
72 Milwaukee Engr.	62
77 Concordia (Mich.) •	65
57 Concordia (Neb.) •	70
71 Maranatha Baptist •	47
51 Lakeland	61
72 Edgewood	70
68 Marian (Wis.) •	76
79 Wis. Lutheran	65
63 Dominican (Ill.) •	48
71 Edgewood •	68
56 Lakeland	69

Nickname: Falcons
Colors: Royal Blue & White
Arena: Fieldhouse

Capacity: 2,000; Year Built: 1989
AD: Robert M. Barnhill
SID: Rick Riehl

CONCORDIA-AUSTIN

Austin, TX 78705-2799.....III

Coach: Linda Sharp,
Cal St. Fullerton 1973

2005-06 RESULTS (8-17)

49 Austin	48
58 Ozarks (Ark.)	63
61 Mississippi Col. •	65
70 Louisiana Col.	64
63 Sterling (Kan.) •	68
53 Texas-Dallas	60
52 Texas-Tyler	76
52 Rutgers-Camden †	50
53 Lakeland †	72
83 LeTourneau •	65
60 East Tex. Baptist •	88
59 Mary Hardin-Baylor •	68
80 Texas Lutheran •	70
87 Schreiner •	76
57 McMurry	88
44 Hardin-Simmons	87
51 Howard Payne •	75
89 Sul Ross St. •	61
42 Howard Payne	58
49 Sul Ross St.	61
55 Mary Hardin-Baylor	61
63 Texas Lutheran	71
84 Schreiner	77
59 McMurry •	79
59 Hardin-Simmons •	78

Nickname: Tornados
Colors: Purple & White
Arena: Woltman Center
Capacity: 1,600; Year Built: 1982
AD: Linda Lowery
SID: Jeanette McKinney

CONCORDIA-M'HEAD

Moorhead, MN 56562-3597III

Coach: Jessica Rahman,
Concordia-M'head 1988

2005-06 RESULTS (21-7)

64 Redlands	56
46 Pacific Lutheran †	60
60 Mayville St.	56
46 St. Benedict	77
54 Gust. Adolphus	52
53 St. Mary's (Minn.) •	47
78 St. Olaf •	73
74 Valley City St.	76
65 Carleton	53
67 St. Catherine	53
86 Augsburg	52
65 Bethel (Minn.)	69
73 St. Thomas (Minn.) •	48
63 Hamline	56
78 St. Benedict •	69
65 Gust. Adolphus •	63
66 St. Olaf	57
60 St. Mary's (Minn.)	41
70 Macalester •	43
64 Carleton •	70
74 St. Catherine •	58
60 Augsburg	64
71 Bethel (Minn.) •	65
70 St. Thomas (Minn.)	55
73 Hamline •	61
63 Gust. Adolphus •	55
65 Carleton •	56
37 Wis.-Stout †	61

Nickname: Cobber
Colors: Maroon & Gold
Arena: Memorial Auditorium
Capacity: 3,500; Year Built: 1951

AD: Larry Papenfuss
SID: Jim Cella

CONCORDIA-ST. PAUL

St. Paul, MN 55104.....II

Coach: Paul Fessler,
Northern Iowa 1988

2005-06 RESULTS (20-11)

76 Upper Iowa •	61
58 Minn. Duluth	72
69 Colorado St.	83
88 Northwest Mo. St. •	86
46 North Dakota	76
81 Minn. St. Mankato	67
70 St. Cloud St.	86
101 Mt. Mary •	13
77 Augustana (S.D.) •	62
79 Metro St.	64
53 Colorado St.-Pueblo †	41
91 Regis (Colo.)	82
73 Bemidji St. •	65
83 Minn.-Crookston •	43
61 Southwest Minn. St.	53
66 Wayne St. (Neb.)	70
80 Minn. St. Moorhead •	88
68 Northern St. •	72
76 Winona St. •	65
81 Upper Iowa	58
75 Winona St.	67
59 Northern St.	67
79 Minn. St. Moorhead	64
61 Wayne St. (Neb.) •	85
81 Southwest Minn. St. •	45
82 Minn.-Crookston	65
93 Bemidji St.	78
91 Southwest Minn. St. •	62
51 Northern St. †	70
74 Wayne St. (Neb.) †	59
89 St. Cloud St. †	96

Nickname: Golden Bears
Colors: Navy Blue & Vegas Gold
Arena: Ganglehoff Arena
Capacity: 1,000; Year Built: 1993
AD: Thomas Rubbelke
SID: Jen Foley

CONNECTICUT

Storrs, CT 06269I

Coach: Geno Auriemma,
West Chester 1981

2005-06 RESULTS (32-5)

71 Marist •	45
86 Indiana St. •	43
60 Boston College •	46
82 Oklahoma •	62
85 Cleveland St.	51
72 Hartford •	47
54 North Carolina •	77
72 Villanova	56
81 Holy Cross	54
86 Hofstra	49
78 Albany (N.Y.) •	44
85 Army •	46
80 Georgetown •	38
80 Tennessee	89
93 Seton Hall	53
92 Cincinnati •	71
70 St. John's (N.Y.) •	53
51 LSU	48
65 Pittsburgh	54
77 South Fla. •	47
84 DePaul	75
75 Louisville	68
58 West Virginia •	50
56 Rutgers •	60
71 Texas	58
84 Providence •	58
79 Notre Dame	64

65 Syracuse	36
74 Marquette •	59
42 Rutgers	48
71 Notre Dame •	60
69 DePaul •	57
50 West Virginia •	44
77 Coppin St. †	54
79 Virginia Tech †	56
77 Georgia †	75
61 Duke †	63

Nickname: Huskies
Colors: National Flag Blue & White
Arena: Harry A. Gampel Pavilion
Capacity: 10,167; Year Built: 1990
AD: Jeffrey A. Hathaway
SID: Randy Press

CONNECTICUT COL.

New London, CT 06320-4196...III

Coach: Laura Hungerford,
Central Conn. St. 1979

2005-06 RESULTS (9-15)

57 Regis (Mass.) †	62
64 Becker †	41
60 Roger Williams •	56
65 Clark (Mass.) •	72
47 Alfred †	64
50 Russell Sage	36
85 Mitchell •	53
61 Rhode Island Col.	74
75 Albertus Magnus	83
61 Western Conn. St. •	71
56 Johnson & Wales (R.I.)	64
56 Middlebury •	74
49 Williams •	79
64 St. Joseph (Conn.) •	53
61 Trinity (Conn.) •	72
39 Amherst	75
64 Newbury	37
49 Bates •	67
35 Tufts •	58
68 Coast Guard •	65
64 Colby	59
41 Bowdoin	76
48 Mass. Liberal Arts	46
49 Wesleyan (Conn.)	76

Nickname: Camels
Colors: Royal Blue & White
Arena: Luce Fieldhouse/Gymnasium
Capacity: 1,000; Year Built: 1984
AD: Fran Shields
SID: Will Tomasian

CONVERSE

Spartanburg, SC 29302-0006...II

Coach: Brett Phillips,
Queens (N.C.) 1998

2005-06 RESULTS (6-23)

54 Belmont Abbey •	64
57 Mount Olive †	81
48 Tampa †	75
66 Coker •	88
53 Pfeiffer •	49
42 Erskine	71
73 Ohio Valley •	93
71 West Virginia St. •	92
46 Mars Hill	84
52 Limestone	75
81 Ohio Valley	76
66 West Virginia St.	72
55 S.C. Upstate	103
44 Lenoir-Rhyne †	68
72 Queens (N.C.)	80
48 Presbyterian •	74
50 Coastal Caro.	80
72 Coker	62
65 Lees-McRae •	70
74 Brevard	64

59 Wingate	86
61 North Greenville	78
50 Erskine •	82
59 Newberry	88
69 St. Andrews	71
54 Pitt.-Johnstown •	76
105 North Greenville •	104
48 Claflin †	55
72 Johnson & Wales (Fl) †	61

Nickname: All Stars
 Colors: Purple & Gold
 AD: Margaret S. Moore
 SID: Margaret Moore

COPPIN ST.

Baltimore, MD 21216-3698

Coach: Derek Brown, Montclair St.

2005-06 RESULTS (22-9)

46 Xavier •	86
48 Bucknell	54
55 Morgan St.	37
39 James Madison •	63
38 Maryland	69
51 Wake Forest	80
62 Youngstown St.	69
33 Arkansas †	49
56 Northern Ill. †	69
43 Delaware St.	39
70 Bethune-Cookman	56
52 Florida A&M	34
61 Norfolk St. •	35
65 Hampton	48
82 N.C. A&T	54
61 South Carolina St.	57
66 Howard •	56
61 Md.-East. Shore •	40
56 Bethune-Cookman •	32
53 Florida A&M •	38
68 Norfolk St.	51
64 Hampton	39
59 N.C. A&T •	52
80 South Carolina St. •	47
83 Howard	67
65 Md.-East. Shore	60
76 Morgan St. •	55
70 Hampton †	57
65 Howard †	52
46 Delaware St. †	36
54 Connecticut †	77

Nickname: Lady Eagles
 Colors: Royal Blue & Gold
 Arena: Coppin Center-Pullen Gym
 Capacity: 1,720; Year Built: 1987
 AD: Yukari Omura/Mary Wanza
 SID: John Kneisly

CORNELL

Ithaca, NY 14853

Coach: Dayna Smith, Rhode Island 1996

2005-06 RESULTS (8-19)

52 St. Bonaventure †	62
75 Niagara †	63
54 Canisius	84
72 New Hampshire	75
52 North Texas †	63
64 Army •	61
53 Marist •	68
76 Colgate	69
57 Bucknell •	62
69 Syracuse •	70
57 Texas-Arlington	75
52 TCU	74
60 Binghamton	75
64 Penn •	51
80 Princeton •	94
75 Columbia	60
64 Columbia •	55
70 Dartmouth	93

71 Harvard	80
68 Brown •	71
79 Yale •	68
63 Princeton	76
56 Penn	54
57 Yale	64
52 Brown	65
69 Harvard •	78
56 Dartmouth •	67

Nickname: Big Red
 Colors: Carmelian Red & White
 Arena: Newman Arena
 Capacity: 4,473; Year Built: 1989
 AD: J. Andrew Noel
 SID: Julie Greco

CORNELL COLLEGE

Mt. Vernon, IA 52314-1098

Coach: Brent Brase,
 Cornell College 1990

2005-06 RESULTS (7-19)

63 Lakeland	61
45 Lawrence †	63
56 Iowa Wesleyan	68
60 Colorado Col. †	73
40 Colorado Mines	64
54 Grinnell	62
53 Augustana (Ill.) •	51
52 Bethel (Minn.) •	69
62 Buena Vista •	57
70 Wartburg •	75
50 Waldorf	76
73 Dubuque •	55
47 Simpson	75
51 Coe	64
55 Luther •	76
32 Loras	56
83 Central (Iowa) •	53
73 Buena Vista	81
59 Coe •	58
85 Central (Iowa)	88
52 Simpson •	74
55 Luther	81
41 Dubuque	47
61 Loras •	58
44 Wartburg	62
60 Buena Vista	82

Nickname: Rams
 Colors: Purple & White
 Arena: Small Multi-Sport Center
 Capacity: 2,500; Year Built: 1953
 AD: Tina Hill
 SID: Darren Miller

CORTLAND ST.

Cortland, NY 13045

Coach: Jeannette Yeoman,
 St. Joseph's (Ind.) 1990

2005-06 RESULTS (23-5)

69 DeSales †	61
42 Susquehanna	50
71 Elmira •	55
68 Brockport St.	64
72 Fredonia St. •	59
56 Ithaca	54
68 Nazareth	71
75 Hartwick •	63
68 Keuka	55
51 Oneonta St.	44
58 Plattsburgh St.	48
68 Potsdam St.	32
101 Utica/Rome	50
76 Plattsburgh St. •	48
69 Oswego St. •	64
68 Geneseo St.	51
65 Buffalo St. •	43
82 Utica/Rome •	47
56 New Paltz St. •	42

88 Penn St. Tech.	55
53 Brockport St. •	44
65 New Paltz St. •	53
73 Geneseo St. •	46
54 Fredonia St.	60
66 New Paltz St. •	51
61 Geneseo St. †	53
56 Oswego St. †	61
65 Rochester	83

Nickname: Red Dragons
 Colors: Red & White
 Arena: Corey Gymnasium
 Capacity: 3,500; Year Built: 1973
 AD: Joan Sitterly
 SID: Fran Elia

CREIGHTON

Omaha, NE 68178-0001

Coach: Jim Flanery, Creighton 1987

2005-06 RESULTS (8-21)

77 Northwestern	93
50 Nebraska	84
76 Houston •	59
77 Colorado •	72
63 North Dakota St. †	68
60 La.-Monroe †	61
59 Kansas St. •	69
52 Kansas	63
64 Iowa	74
67 UNI	64
79 Bradley	68
93 Wichita St. •	83
78 Missouri St. •	57
52 Drake	67
63 Southern Ill.	85
46 Evansville	59
68 Illinois St. •	71
60 Indiana St. •	79
63 Missouri St.	70
63 Wichita St.	82
62 Drake •	63
44 Southern Ill. •	45
73 Evansville •	78
58 Indiana St.	78
61 Illinois St.	75
63 Bradley •	80
61 UNI •	56
54 Southern Ill. †	51
51 Indiana St. †	73

Nickname: Bluejays
 Colors: Blue & White
 Arena: Omaha Civic Auditorium
 Capacity: 9,377; Year Built: 1954
 AD: Bruce D. Rassmussen
 SID: Rob Simms

CROWN (MINN.)

St. Bonifacius, MN 55387

Coach: Jim Flanery, Creighton 1987

2005-06 RESULTS (8-19)

54 Phila. Bible •	73
50 Maranatha Baptist	72
51 Faith Bapt. Bible •	48
66 Providence-Manitoba •	54
78 Pillsbury •	10
40 Macalester	53
48 Hamline	78
59 Trinity Bible (N.D.) •	57
44 Bethany Lutheran •	74
39 Bethany Lutheran	77
28 Martin Luther	58
60 Southeastern Bible •	62
37 Minn.-Morris •	86
35 Presentation •	78
62 Northland	74
59 St. Scholastica	77
53 Northwestern (Minn.)	64
45 Presentation	52

35 Minn.-Morris	80
70 North Central (Minn. •	59
47 Martin Luther •	55
59 North Central (Minn.	65
56 St. Scholastica •	75
48 Northland •	42
45 Northwestern (Minn.) •	60
73 Providence-Manitoba	61
68 North Central (Minn. †	47

Nickname: Storm
 Colors: Purple & gold
 AD: Jim Hunter
 SID: To be named

CURRY

Milton, MA 02186

Coach: Fran Elms, 1990

2005-06 RESULTS (8-18)

54 Keene St.	90
67 Castleton St. †	80
67 Wheaton (Mass.)	87
55 Suffolk •	69
59 Regis (Mass.)	66
72 Eastern Nazarene •	44
47 Salem St.	66
70 Susquehanna †	67
64 Bridgewater St. •	78
48 Salve Regina •	66
66 Anna Maria	64
58 Roger Williams •	68
75 Eastern Nazarene	49
57 New England •	74
65 Regis (Mass.) •	51
53 Nichols	69
47 Salve Regina	68
61 Wentworth Inst.	74
72 New England Col. •	48
74 Colby-Sawyer •	79
53 Nichols •	57
50 Endicott	76
82 Anna Maria •	48
54 Roger Williams	52
62 Gordon	65
62 Endicott	79

Nickname: Colonels
 Colors: Purple & White
 Arena: Miller Gymnasium
 Capacity: 300; Year Built: 1952
 AD: Steve Nelson
 SID: Ken Golner

D'YOUVILLE

Buffalo, NY 14201

Coach: Mark Herr, Niagara 1988

2005-06 RESULTS (18-10)

72 Hilbert †	66
45 Medaille	76
47 Fredonia St. •	58
52 St. John Fisher	75
67 Mass.-Boston †	77
47 Medaille	63
72 Phila. Bible	66
76 Cazenovia •	42
50 Rochester Inst.	65
63 Hilbert •	56
71 Penn St.-Berks •	67
72 Keystone	45
53 Baptist Bible (Pa.)	54
67 Bard •	56
37 Keuka •	53
58 Cazenovia	46
59 Villa Julie •	55
56 Keystone •	53
49 Chestnut Hill	62
77 Purchase St.	66
81 Baptist Bible (Pa.) •	64
44 Polytechnic (N.Y.) •	29
64 Keuka	55

53 Russell Sage	49
56 Bard	33
61 Keystone •	59
74 Purchase St. †	59
52 Keuka †	61

Nickname: Lady Spartans
 Colors: Red & Black
 Arena: College Ctr. Gym
 Capacity: 500; Year Built: 2003
 AD: Brian M. Cavanaugh
 SID: John Hutton

DALLAS

Irving, TX 75062

Coach: Gen Schmitt, Trinity (Tex.) 2004

2005-06 RESULTS (13-14)

45 Illinois Col. †	63
54 Austin	63
66 Hendrix	90
38 Southwestern (Tex.)	72
70 Southwestern Christ. •	73
69 Rhema •	36
69 Dallas Christian •	66
78 Millsaps •	65
77 LaGrange •	67
89 Hendrix •	82
63 Southwestern (Tex.) •	83
49 Southwestern Christ. •	50
65 Millsaps	60
60 Rust	63
85 Fisk	54
71 LaGrange	65
62 Dallas Christian •	68
63 Rhema •	52
96 Mt. Mary •	13
87 Rust •	71
73 Trinity (Tex.)	86
71 UC Santa Cruz †	61
75 Colorado Col.	68
64 Colorado Col. •	67
53 Chapman •	55
58 Colorado Col.	68
61 Chapman †	65

Nickname: Crusaders
 Colors: Navy & White
 Arena: Maher Athletic Center
 Capacity: 1,000; Year Built: 1965
 AD: Richard L. Strockbine
 SID: To be named

DANIEL WEBSTER

Nashua, NH 03063-1300

Coach: Cori Hughes, Boston U. 1992

2005-06 RESULTS (10-13)

73 Mount Ida †	67
43 Plymouth St.	66
69 St. Joseph (Vt.)	65
52 Me.-Fort Kent †	48
55 Lyndon St.	60
59 Lyndon St. •	62
31 New England Col.	59
58 Newbury	57
71 Wheelock	40
64 Albertus Magnus •	52
37 Norwich •	68
60 Suffolk •	84
73 Southern Vt.	49
72 Mitchell •	70
75 Emerson •	85
43 St. Joseph (Conn.)	65
67 Hampshire •	32
43 Johnson & Wales (R.I.)	79
47 Western New Eng.	75
51 Rivier	39
53 Emmanuel (Mass.)	72
37 Simmons	69
40 Pine Manor •	57

Nickname: Eagles
 Colors: Navy & White, Red
 Arena: Mario Vagge Gym
 Capacity: 600; Year Built: 1977
 AD: John Griffith
 SID: Greg Andruskevich

DARTMOUTH

Hanover, NH 03755

Coach: Christine Wielgus,
 Springfield 1974

2005-06 RESULTS (23-7)

90 Quinnipiac •	42
74 Holy Cross	63
70 Maine	63
83 Central Conn. St. •	57
64 Stony Brook	71
76 Houston	69
47 Texas A&M	62
71 Akron •	55
46 Loyola Marymount •	55
86 Siena	82
91 Harvard	76
62 New Hampshire •	56
67 Colgate	56
43 North Carolina St.	78
73 Brown •	51
77 Yale •	60
93 Cornell •	70
76 Columbia •	56
63 Penn	43
82 Princeton	64
64 Yale	51
54 Brown	59
49 Princeton •	62
67 Penn •	45
70 Columbia	65
67 Cornell	56
76 Harvard •	55
73 Brown †	62
63 Princeton †	48
58 Rutgers †	63

Nickname: Big Green
 Colors: Dartmouth Green and White
 Arena: Leede Arena
 Capacity: 2,100; Year Built: 1986
 AD: Jo Ann Harper
 SID: Gordon Morton

DAVIDSON

Davidson, NC 28035

Coach: Annette Watts, East Tenn. St. 81

2005-06 RESULTS (17-12)

48 North Carolina	86
84 Wake Forest •	87
95 Oglethorpe •	39
52 Rice	63
69 UTSA †	75
60 Charlotte	79
79 Greensboro •	38
61 Furman	65
69 UNC Greensboro	57
70 East Caro. †	61
63 Georgia St.	56
71 Col. of Charleston •	57
67 Western Caro. •	63
65 Chattanooga	87
71 Ga. Southern •	52
54 Elon •	41
81 Wofford	72
69 Appalachian St.	84
62 UNC Greensboro •	63
71 Col. of Charleston	67
67 Western Caro. •	63
59 Chattanooga •	76
67 Ga. Southern	52
60 Elon	47
58 Wofford •	43

68 Appalachian St. •	74
65 Furman •	58
55 Elon †	53
58 UNC Greensboro †	69

Nickname: Wildcats
 Colors: Red & Black
 Arena: John M. Belk Arena
 Capacity: 5,700; Year Built: 1989
 AD: James E. Murphy III
 SID: Gavin McFarlin

DAVIS & ELKINS

Elkins, WV 26241-3996

Coach: Jay Dailer, West Virginia 1973

2005-06 RESULTS (6-22)

59 Dist. Columbia	58
63 Kutztown	71
57 Edinboro †	72
70 Seton Hill •	72
55 Presbyterian •	77
56 Fairmont St.	78
63 Shepherd	77
77 Georgetown (Ky.) •	85
45 Wheeling Jesuit	72
57 West Liberty St. •	66
81 Ohio Valley •	87
78 West Va. Wesleyan •	71
48 Charleston (W.V.)	115
77 Concord	86
71 Columbia Union	78
69 West Va. Tech •	79
52 West Virginia St. •	75
90 Columbia Union •	82
72 Salem Int'l •	69
78 Alderson-Broaddus	61
58 Glenville St.	103
54 Shepherd •	87
69 Dist. Columbia •	81
70 Alderson-Broaddus •	64
40 Bluefield St.	72
42 Glenville St. •	91
66 West Va. Wesleyan	71
54 Fairmont St.	78

Nickname: Senators
 Colors: Scarlet & White
 Arena: Memorial Gymnasium
 Capacity: 2,000; Year Built: 1950
 AD: Ralph Hill
 SID: Meghan Maxwell

DAYTON

Dayton, OH 45469

Coach: Jim Jabir, Nazareth 1984

2005-06 RESULTS (17-12)

61 Akron •	54
65 Chicago St.	79
80 Loyola (Ill.)	57
31 Ohio St.	73
63 Wright St. •	59
67 Cleveland St. •	59
61 Long Island	46
76 Tenn.-Martin •	62
55 Cincinnati •	65
79 Toledo †	77
68 Samford †	59
57 Massachusetts	51
64 George Washington	75
95 St. Louis •	73
67 Duquesne	55
67 Richmond •	62
70 Xavier •	87
62 Rhode Island •	51
72 Fordham	64
74 Charlotte •	86
66 St. Bonaventure •	63
50 La Salle	62
65 St. Joseph's	66
72 St. Louis	67

36 Temple •	70
55 Duquesne •	70
64 Xavier	71
71 Rhode Island †	63
55 Temple †	70

Nickname: Flyers
 Colors: Red & Blue
 Arena: University of Dayton Arena
 Capacity: 13,266; Year Built: 1969
 AD: Ted Kissell
 SID: Kevin Wilkinson

DEPAUL

Chicago, IL 60614

Coach: Doug Bruno, DePaul 1973

2005-06 RESULTS (27-7)

97 Harvard •	52
88 UNLV •	72
64 Eastern Mich. †	49
84 Texas A&M †	71
76 Wisconsin †	57
91 Wis.-Milwaukee	79
65 Purdue •	54
77 South Fla.	79
86 Wis.-Green Bay •	62
89 Northern Ill. •	46
99 St. Francis (Pa.) •	61
96 Loyola (Ill.)	48
78 Northwestern	58
84 Missouri St. •	74
81 Pittsburgh •	75
67 Marquette	52
84 Villanova •	75
75 Notre Dame	78
69 Seton Hall	56
48 Louisville •	44
75 Connecticut •	84
70 West Virginia	82
57 Rutgers	67
68 Cincinnati •	53
79 Notre Dame •	50
64 Georgetown	58
70 St. John's (N.Y.) •	67
74 Providence	68
82 Syracuse •	57
69 Pittsburgh †	46
57 Connecticut	69
68 Liberty •	43
71 Tulsa •	67
56 LSU †	66

Nickname: Blue Demons
 Colors: Royal Blue & Scarlet
 Arena: DePaul Athletic Center
 Capacity: 3,000; Year Built: 2000
 AD: Jean Lenti Sonsetto
 SID: Greg Greenwell

DEPAUW

Greencastle, IN 46135

Coach: Kris Huffman, Northern Iowa 90

2005-06 RESULTS (29-2)

72 Ill. Wesleyan †	60
61 Washington-St. Louis	72
72 Fontbonne	53
78 Hanover †	47
88 Wilmington (Ohio)	75
76 Hendrix	66
65 Rhodes	64
94 William Woods •	56
85 Wittenberg •	70
84 Webster •	44
76 Lewis & Clark †	63
84 Viterbo †	33
87 Wm. Paterson †	56
87 Rose-Hulman	64
85 Centre •	39
106 Sewanee •	66
76 Millsaps	47

88 Oglethorpe.....	60
87 Southwestern (Tex.) •.....	61
60 Trinity (Tex.) •.....	57
103 Hendrix •.....	85
69 Rhodes •.....	64
83 Centre.....	31
79 Sewanee.....	51
72 Rose-Hulman •.....	61
80 Millsaps †.....	61
89 Rhodes.....	73
67 Trinity (Tex.) †.....	65
86 Maryville (Tenn.) •.....	58
69 Wheaton (Ill.) •.....	60
60 Hope •.....	76

Nickname: Tigers
 Colors: Old Gold & Black
 Arena: Neal Fieldhouse
 Capacity: 2,800; Year Built: 1982
 AD: Page Cotton Jr.
 SID: Bill Wagner

DEFIANCE

Defiance, OH 43512.....III

Coach: Corey Laster,
 Taylor-Ft. Wayne 1993

2005-06 RESULTS (6-20)

58 Centre.....	64
51 Marietta Bible †.....	67
53 Heidelberg •.....	73
54 Notre Dame (Ohio).....	74
51 Ohio Northern •.....	62
50 Wheaton (Ill.) †.....	66
69 Olivet Nazarene.....	106
93 Marygrove •.....	76
101 Berea •.....	96
56 Adrian •.....	63
78 Tri-State •.....	56
61 Transylvania.....	66
51 Franklin •.....	80
48 Manchester.....	64
62 Mt. St. Joseph •.....	67
61 Anderson (Ind.).....	67
67 Hanover •.....	64
83 Bluffton •.....	77
62 Franklin.....	70
54 Manchester •.....	59
53 Mt. St. Joseph.....	61
64 Anderson (Ind.) •.....	67
50 Hanover.....	70
63 Bluffton.....	74
64 Transylvania •.....	55
40 Manchester.....	57

Nickname: Yellow Jackets
 Colors: Purple & Gold
 Arena: Weaner Community Center
 Capacity: 1,800; Year Built: 1964
 AD: Dick Kaiser
 SID: Nate Jorgensen

DELAWARE

Newark, DE 19716.....I

Coach: Tina Martin, Lock Haven 1886

2005-06 RESULTS (22-8)

71 Massachusetts •.....	44
64 American.....	38
70 La Salle •.....	60
59 Boston U.....	61
78 Penn •.....	34
74 George Mason.....	63
60 Fordham.....	56
65 Georgetown •.....	43
48 Bowling Green †.....	44
49 St. Joseph's.....	48
41 UNC Wilmington.....	55
70 James Madison •.....	62
67 Towson.....	56
78 Northeastern.....	56
57 Drexel •.....	55

62 William & Mary.....	73
67 George Mason •.....	47
66 Va. Commonwealth •.....	35
70 Georgia St.....	49
57 James Madison.....	65
56 UNC Wilmington •.....	51
85 Hofstra.....	91
64 Towson •.....	52
57 Old Dominion •.....	60
75 Drexel.....	61
73 Northeastern •.....	51
77 Hofstra •.....	58
55 Northeastern †.....	45
59 James Madison †.....	61
57 Pittsburgh.....	64

Nickname: Fightin' Blue Hens
 Colors: Blue & Gold
 Arena: Bob Carpenter Center
 Capacity: 5,000; Year Built: 1992
 AD: Edgar N. Johnson
 SID: Marci Lippert

DELAWARE ST.

Dover, DE 19901.....I

Coach: Ed Davis, West Virginia St. 1970

2005-06 RESULTS (21-9)

50 Monmouth †.....	44
65 Fla. Atlantic.....	59
62 Columbia.....	61
30 Kansas St.....	78
53 Navy.....	45
58 North Carolina St.....	76
58 Yale •.....	48
59 Stony Brook.....	70
60 Bucknell.....	42
39 Coppin St. •.....	43
55 South Carolina St. •.....	48
49 N.C. A&T •.....	50
75 Howard.....	70
65 Md.-East. Shore.....	51
59 Hampton.....	64
65 Norfolk St.....	49
55 Florida A&M •.....	48
70 Bethune-Cookman •.....	29
55 South Carolina St.....	64
80 N.C. A&T.....	65
87 Howard •.....	65
64 Md.-East. Shore •.....	45
58 Hampton •.....	65
75 Norfolk St. •.....	40
65 Florida A&M.....	50
48 Bethune-Cookman.....	47
61 Morgan St.....	43
55 Florida A&M †.....	44
66 Md.-East. Shore †.....	53
36 Coppin St. †.....	46

Nickname: Lady Hornets
 Colors: Red & Columbia Blue
 Arena: Memorial Hall
 Capacity: 3,000; Year Built: 1982
 AD: Chuck Bell
 SID: Dennis Jones

DELAWARE VALLEY

Doylestown, PA 18901-2699.....III

Coach: Laura Hogan,
 Delaware Valley 90

2005-06 RESULTS (17-9)

67 Roanoke †.....	55
79 Lebanon Valley.....	62
64 Widener.....	68
41 FDU-Florham.....	40
72 King's (Pa.) •.....	65
59 Ursinus.....	77
71 Lebanon Valley.....	67
57 Penn St.-Abington •.....	36
82 Eastern.....	48
44 Frank. & Marsh. †.....	53

75 Albany Pharmacy †.....	65
81 Lincoln (Pa.) •.....	49
66 Drew •.....	73
89 Wilkes.....	78
67 DeSales.....	75
87 Marywood •.....	65
75 Lycoming •.....	57
60 Scranton.....	85
60 King's (Pa.).....	44
72 FDU-Florham •.....	61
81 Wilkes •.....	55
71 Drew.....	65
59 Scranton.....	89
62 DeSales •.....	81
68 Lycoming.....	60
48 DeSales.....	61

Nickname: Aggies
 Colors: Green & Gold
 Arena: James Work Gymnasium
 Capacity: 1,800; Year Built: 1969
 AD: Frank Wolfgang
 SID: Matthew Levy

DELTA ST.

Cleveland, MS 38733.....II

Coach: Sandra Rushing, Alabama 86

2005-06 RESULTS (30-3)

60 Tougaloo.....	38
55 Albany St. (Ga.).....	50
63 North Ala.....	45
68 West Ala. •.....	48
74 Tougaloo.....	53
83 Ark. Baptist •.....	43
63 LeMoyne-Owen •.....	42
60 West Ga.....	41
53 Albany St. (Ga.) •.....	39
56 West Ala.....	54
54 Henderson St. •.....	63
57 Harding.....	43
63 Ark.-Monticello •.....	57
63 Southern Ark. •.....	39
52 Central Ark.....	50
43 Christian Bros. •.....	32
59 Ouachita Baptist.....	49
50 Arkansas Tech •.....	46
56 Henderson St.....	57
76 Harding •.....	63
61 Ark.-Monticello.....	50
60 Southern Ark.....	46
72 Central Ark. •.....	53
52 Christian Bros.....	33
57 Ouachita Baptist •.....	38
56 Arkansas Tech.....	43
52 Ala.-Huntsville †.....	28
63 West Fla. †.....	54
64 Henderson St. †.....	53
66 Tampa †.....	50
57 Fla. Gulf Coast †.....	48
40 Henderson St.....	44

Nickname: Lady Statesmen
 Colors: Forest Green & White
 Arena: Walter Sillers Coliseum
 Capacity: 4,000; Year Built: 1961
 AD: Bradley Teague
 SID: Matt Jones

DENISON

Granville, OH 43023.....III

Coach: Sara Lee, Morehead St. 1986

2005-06 RESULTS (22-7)

71 Lynchburg †.....	58
77 Emory & Henry.....	66
79 Thiel.....	50
82 Wis. Lutheran †.....	74
50 Washington-St. Louis.....	83
58 Grove City •.....	47
65 Bluffton.....	45
48 Earlham.....	52

82 Hiram •.....	53
70 Centre.....	42
73 Ohio Northern.....	60
80 Wittenberg.....	82
63 Kenyon •.....	61
64 Ohio Wesleyan •.....	61
71 Wooster.....	64
51 Allegheny.....	61
63 Wittenberg •.....	44
69 Hiram.....	52
84 Earlham •.....	51
52 Kenyon.....	51
81 Oberlin •.....	60
58 Wooster.....	49
57 Allegheny •.....	61
94 Oberlin.....	77
75 Ohio Wesleyan.....	83
64 Wooster •.....	51
59 Allegheny †.....	42
68 Kenyon †.....	54
51 Hope †.....	72

Nickname: Big Red
 Colors: Red & White
 Arena: Livingston Gymnasium
 Capacity: 3,500; Year Built: 1949
 AD: Larry Scheiderer
 SID: Craig Hicks

DENVER

Denver, CO 80208.....I

Coach: Pam Tanner, Illinois St. 1989

2005-06 RESULTS (15-13)

45 Lamar.....	42
40 Virginia Tech †.....	56
54 La.-Monroe †.....	66
70 Portland •.....	76
47 Wyoming •.....	62
77 Colorado St. •.....	58
55 Boise St. •.....	51
65 Air Force.....	59
59 San Francisco.....	64
60 Gonzaga •.....	52
63 Northern Colo.....	47
50 La.-Lafayette.....	76
59 New Orleans.....	47
56 North Texas.....	54
50 Florida Int'l •.....	45
39 Arkansas St.....	70
46 Ark.-Little Rock.....	65
66 South Ala. •.....	74
65 Troy •.....	72
76 New Orleans •.....	56
76 La.-Lafayette •.....	69
45 Western Ky. •.....	63
56 Middle Tenn.....	77
55 Northern Colo. •.....	48
74 North Texas •.....	69
74 South Ala.....	71
63 Troy.....	50
59 Florida Int'l †.....	68

Nickname: Pioneers
 Colors: Crimson & Gold
 Arena: Magness Arena
 Capacity: 7,200; Year Built: 1999
 AD: Peggy Bradley-Doppes
 SID: TBA

DESALES

Center Valley, PA 18034-9568.....III

Coach: Fred Richter, East Stroudsburg 71

2005-06 RESULTS (16-12)

61 Cortland St. †.....	69
79 Manhattanville †.....	47
77 Moravian •.....	83
50 Muhlenberg.....	59
42 Drew.....	53
80 Wilkes •.....	58
61 Widener •.....	54

61	Cabrini •	51
32	Messiah	74
73	Alvernia	60
78	Baruch •	71
81	FDU-Florham •	79
61	King's (Pa.)	75
71	Richard Stockton	62
75	Delaware Valley •	67
43	Scranton •	55
60	Gwynedd-Mercy •	79
64	Lycoming	60
77	Wilkes	59
76	Drew •	60
73	King's (Pa.) •	78
66	FDU-Florham	59
77	Lycoming •	47
81	Delaware Valley	62
60	Scranton	63
61	Delaware Valley •	48
40	Scranton	72
48	Dickinson	68

Nickname: Bulldogs
 Colors: Navy Blue & Scarlet
 Arena: Billera Hall
 Capacity: 1,000; Year Built: 1964
 AD: Scott Coval
 SID: B.J. Spigelmyer

DETROIT

Detroit, MI 48219-0900I

Coach: Mickey Barrett, Xavier 2003

2005-06 RESULTS (11-17)

75	Western Caro. •	72
55	Kansas St.	91
68	Kansas	70
55	Cincinnati	71
67	Bowling Green •	78
72	Pepperdine	64
78	Western Mich. •	89
52	Michigan St.	77
65	Kentucky •	74
54	Texas A&M †	72
78	Jackson St. †	64
56	Wis.-Milwaukee •	74
67	Cleveland St.	76
88	Loyola (Ill.) •	73
77	Youngstown St.	48
71	Butler	69
68	Wright St. •	59
69	Youngstown St. •	62
52	Ill.-Chicago	75
78	Loyola (Ill.)	57
63	Wis.-Green Bay •	73
65	Butler •	71
55	Wright St.	45
78	Cleveland St.	46
55	Wis.-Milwaukee	69
58	Wis.-Green Bay	71
62	Ill.-Chicago •	67
45	Butler	58

Nickname: Titans
 Colors: Red, White & Blue
 Arena: Calihan Hall
 Capacity: 8,295; Year Built: 1952
 AD: Bradford E. Kinsman
 SID: Patrick Moore

DICKINSON

Carlisle, PA 17013III

Coach: Dina Henry, Frank. & Marsh. 94

2005-06 RESULTS (19-8)

79	Gallaudet •	38
67	Moravian •	69
76	Haverford •	46
58	TCNJ •	41
70	McDaniel •	62
49	Washington (Md.) •	43

64	Frank. & Marsh.	49
46	Catholic	53
69	Swarthmore	45
61	Ursinus	53
69	Bryn Mawr •	44
74	Washington (Md.)	47
45	Gettysburg •	48
57	Cabrini	51
30	Muhlenberg	53
61	Johns Hopkins	71
66	Swarthmore •	53
65	McDaniel	60
69	Lebanon Valley •	42
52	Ursinus •	40
69	Frank. & Marsh. •	49
70	Bryn Mawr	50
61	Muhlenberg •	74
56	Gettysburg	47
49	Johns Hopkins †	53
68	DeSales •	48
52	Johns Hopkins †	66

Nickname: Red Devils
 Colors: Red & White
 Arena: Kline Life/Sports Center
 Capacity: 1,887; Year Built: 1980
 AD: Leslie J. Poolman
 SID: Charlie McGuire

DIST. COLUMBIA

Washington, DC 20008II

Coach: Lester J. Butler, Jr., Virginia Union 1996

2005-06 RESULTS (11-22)

58	Davis & Elkins •	59
66	Cheyney †	58
64	Mansfield	76
61	St. Paul's	68
62	Virginia Union	65
58	Millersville	84
58	West Liberty St. •	90
67	Cheyney	58
71	Anderson (S.C.) •	88
60	Alas. Anchorage	66
58	Alas. Fairbanks	71
75	Alas. Fairbanks	54
68	Bluefield St. •	77
59	Holy Family •	63
64	Slippery Rock	58
71	St. Paul's •	61
79	Anderson (S.C.)	85
71	Mansfield •	53
78	Columbia Union •	82
61	East Stroudsburg	72
66	Fla. Gulf Coast •	71
72	Elizabeth City St. •	86
77	West Liberty St.	93
57	Bluefield St.	44
48	Shaw	69
81	Davis & Elkins	69
66	Elizabeth City St.	77
82	Columbia Union	61
56	Virginia Union •	62
56	Central St. (Ohio) †	44
60	P.R.-Bayamon •	58
42	Fla. Gulf Coast	78
59	Pitt.-Johnstown	83

Nickname: Firebirds
 Colors: Red & Yellow
 Arena: Physical Activities Ctr.
 Capacity: 3,000; Year Built: 1976
 AD: Harold Merritt
 SID: Bernard S. Payton

DOMINICAN (ILL.)

River Forest, IL 60305III

Coach: Larry Lanciotti, St. Norbert 1976

2005-06 RESULTS (6-20)

52	Edgewood •	74
----	------------	----

43	Concordia (Wis.) •	72
40	Albion †	72
95	Southern Vt. †	29
40	Wheaton (Ill.) •	80
75	Alverno	49
64	Maranatha Baptist •	39
34	Concordia (Ill.)	66
39	Elmhurst •	72
49	Wis. Lutheran	70
43	Chicago •	93
37	Benedictine (Ill.)	60
46	Claremont-M-S †	63
66	Caltech	48
39	Lakeland •	45
38	Concordia (Wis.)	69
52	Marian (Wis.)	67
36	Wis. Lutheran •	58
52	Marian (Wis.) •	72
31	Lakeland	42
66	Milwaukee Engr. •	76
56	Edgewood	68
56	Maranatha Baptist	44
54	Alverno •	42
42	Milwaukee Engr.	68
48	Concordia (Wis.)	63

Nickname: Stars
 Colors: Royal Blue, Black & White
 Arena: IGINI Sports Forum
 Capacity: 1,000; Year Built: 1985
 AD: Erick Baumann
 SID: Ken Trendel

DOMINICAN (N.Y.)

Orangeburg, NY 10962-1299..II

Coach: John Burke,
 Dominican (N.Y.) 1994

2005-06 RESULTS (19-13)

71	St. Rose •	66
86	Mercy •	80
70	Post	76
66	Phila. Sciences	58
66	Nyack	56
65	Felician •	68
63	Philadelphia U. •	59
57	Ashland †	85
50	Grand Valley St. †	67
67	Dowling	72
73	Wilmington (Del.)	49
52	Holy Family	66
72	Caldwell	60
89	Georgian Court •	44
87	Goldley-Beacom	73
74	Bloomfield •	63
65	NJIT	60
89	Post •	77
68	Phila. Sciences •	73
71	Caldwell	61
74	Nyack •	53
71	Philadelphia U.	76
72	NJIT •	77
46	Bloomfield	80
59	Georgian Court	50
48	Holy Family •	78
70	Felician	60
67	Goldley-Beacom •	53
74	Wilmington (Del.) •	45
75	Post •	68
53	Holy Family †	64
48	Franklin Pierce •	70

Nickname: Lady Chargers
 Colors: Black & Red
 Arena: Hennessy Center
 Capacity: 1,000; Year Built: 1990
 AD: Joseph S. Clinton
 SID: Kelly-Ann Di Giulio

DOWLING

Oakdale, NY 11769II

Coach: Fran Arato, Baylor 1990

2005-06 RESULTS (10-17)

54	American Int'l •	60
60	Shepherd †	81
44	California (Pa.)	74
54	NYIT •	65
64	New Haven	67
48	Concordia (N.Y.)	65
76	Mass.-Lowell •	73
49	Pace	71
35	Le Moyne	55
72	Dominican (N.Y.) •	67
64	St. Thomas Aquinas •	54
75	Adelphi •	66
57	Molloy	65
76	Mercy •	47
53	C.W. Post	61
58	Bridgeport •	63
59	Queens (N.Y.) •	67
34	NYIT	58
76	New Haven •	68
47	St. Thomas Aquinas	49
68	Queens (N.Y.)	80
74	Concordia (N.Y.) •	66
35	Adelphi	67
71	Molloy •	56
66	Mercy	51
56	C.W. Post •	54
64	Bridgeport	68

Nickname: Golden Lions
 Colors: Navy & Vegas Gold

Arena: LaSalle Center

Capacity: 1,500

AD: Rick Cole Jr.

SID: Jennifer Mischke

DRAKE

Des Moines, IA 50311-4505I

Coach: Amy Stephens, Nebraska 89

2005-06 RESULTS (17-12)

74	UMKC •	54
54	South Dakota St. •	52
61	Oregon St.	63
40	Oregon	70
56	Tex. A&M-Corp. Chris •	65
57	Iowa St. •	69
73	Akron •	48
72	Iowa	92
69	UC Riverside •	51
68	Bradley	62
46	UNI	69
70	Missouri St. •	63
75	Wichita St.	67
67	Creighton •	52
61	Evansville	68
66	Southern Ill.	74
87	Indiana St. •	92
76	Illinois St. •	73
61	Wichita St.	60
61	Missouri St.	58
63	Creighton	62
53	Evansville •	51
81	Southern Ill. •	55
61	Illinois St.	64
70	Indiana St.	65
60	UNI •	58
65	Bradley •	57
62	Missouri St.	78
59	Nebraska	62

Nickname: Bulldogs
 Colors: Blue & White

Arena: Knapp Center

Capacity: 7,002; Year Built: 1992

AD: Sandy Hatfield Clubb

SID: Mary Ann Tierney

DREW

Madison, NJ 07940III

Coach: Dana Tamuccio, Drew 1991

2005-06 RESULTS (12-13)

63	New Paltz St. •	56
81	Marywood •	56
62	John Jay	61
53	DeSales •	42
45	Scranton	80
53	Moravian •	66
69	Stevens Institute •	50
60	Muhlenberg	67
59	Wm. Paterson	68
54	Albright •	67
47	Union (N.Y.)	70
63	Lehman	47
73	Delaware Valley	66
67	Lycoming •	45
78	FDU-Florham •	64
82	Wilkes	87
78	King's (Pa.) •	88
59	Scranton •	80
60	DeSales	76
51	Lycoming	40
77	Manhattanville •	50
65	Delaware Valley •	71
40	FDU-Florham	69
61	King's (Pa.)	75
80	Wilkes •	62

Nickname: Rangers
 Colors: Green & Blue
 Arena: Baldwin Gym
 Capacity: 800; Year Built: 1958
 AD: Connee Zotos
 SID: Jennifer Brauner

DREXEL

Philadelphia, PA 19104I

Coach: Denise Dillon, Villanova 1996

2005-06 RESULTS (15-14)

44	Boston College	51
54	Temple	66
58	Lehigh	57
64	Idaho †	44
54	East Caro.	66
51	Towson •	58
53	La Salle •	48
65	UMBC •	58
78	Penn •	44
52	Howard	62
71	Northeastern	43
52	Hofstra	65
50	William & Mary •	58
53	Old Dominion •	63
55	Delaware	57
38	George Mason	36
58	Georgia St. •	56
70	UNC Wilmington •	60
49	Old Dominion	76
70	Va. Commonwealth	60
50	James Madison •	52
41	UNC Wilmington	53
81	Northeastern •	51
63	Towson	61
61	Delaware •	75
69	Hofstra •	46
64	William & Mary	44
61	Towson †	46
51	James Madison †	53

Nickname: Dragons
 Colors: Navy Blue & Gold
 Arena: John A. Daskalakis Athletic Center
 Capacity: 2,500; Year Built: 1975
 AD: Eric A. Zillmer
 SID: Britt Faulstick

DRURY

Springfield, MO 65802II

Coach: Nyla Milleson, Kansas St. 1985

2005-06 RESULTS (30-3)

74	Minn. Duluth •	60
76	Grand Valley St. •	69
106	Harris-Stowe •	39
99	Central Methodist •	48
75	Bellarmine	72
56	Northern Ky.	45
85	Quincy •	55
77	SIU Edwardsville •	60
66	Washburn	89
76	Truman	52
69	Mass.-Lowell †	57
72	Merrimack	64
109	Rockhurst	49
83	Indianapolis	59
77	St. Joseph's (Ind.)	67
79	Southern Ind. •	59
79	Ky. Wesleyan •	71
70	Mo.-Rolla	51
83	Mo.-St. Louis	54
93	Wis.-Parkside •	55
90	Lewis •	71
92	Rockhurst •	52
89	Southern Ind.	61
72	Mo.-Rolla •	64
84	Mo.-St. Louis •	47
64	Quincy	61
75	SIU Edwardsville	49
67	Ky. Wesleyan †	66
71	Mo.-Rolla †	56
73	Northern Ky. †	86
75	Quincy •	52
85	Lewis •	68
76	Grand Valley St. •	91

Nickname: Lady Panthers
 Colors: Scarlet & Gray
 Arena: Weiser Gymnasium
 Capacity: 2,250; Year Built: 1948
 AD: Edsel Matthews
 SID: Scott Puryear

DUBUQUE

Dubuque, IA 52001III

Coach: Todd Huffman, Capital 92

2005-06 RESULTS (10-15)

81	Tri-State †	62
49	Anderson (Ind.)	58
37	Wis.-Platteville •	48
73	Clarke •	65
85	Mt. Mary •	17
55	Rockford	78
85	Bethany Lutheran	69
62	Macalester •	39
74	Stephens •	47
86	Coe •	70
59	Central (Iowa)	76
46	Luther	87
55	Loras •	64
55	Cornell College	73
78	Wartburg •	84
65	Simpson •	90
64	Buena Vista •	93
58	Wartburg	51
67	Coe	82
65	Loras	67
55	Luther •	84
68	Central (Iowa) •	64
47	Cornell College •	41
43	Simpson	73
60	Buena Vista	88

Nickname: Spartans
 Colors: Blue & White
 Arena: McCormick Gymnasium
 Capacity: 1,500; Year Built: 1916
 AD: Dan Runkle
 SID: Paul Misner

DUKE

Durham, NC 27708-0555I

Coach: Gail Goestenors, Saginaw Valley 1985

2005-06 RESULTS (31-4)

93	Penn St.	67
93	Old Dominion	56
110	Fairfield •	44
110	Arkansas St. •	56
69	Auburn	37
84	Texas	70
92	TCU	52
110	Ball St. •	24
99	Colorado St. •	52
105	St. John's (N.Y.) †	57
119	San Diego	52
100	Wake Forest •	54
87	Florida St. •	68
86	Maryland	68
67	Georgia Tech	59
66	Boston College	52
84	Holy Cross	36
77	North Carolina St. •	57
75	Tennessee •	53
97	Clemson	65
70	North Carolina •	74
73	Virginia Tech	62
88	Virginia •	65
90	Maryland •	80
99	Miami (Fla.)	93
93	Virginia Tech •	51
65	North Carolina	77
69	Virginia Tech †	56
70	Maryland †	78
96	Southern U. †	27
85	Southern California †	51
86	Michigan St. †	61
63	Connecticut †	61
64	LSU †	45
75	Maryland †	78

Nickname: Blue Devils
 Colors: Royal Blue & White
 Arena: Cameron Indoor Stadium
 Capacity: 9,314; Year Built: 1940
 AD: Joe Allewa
 SID: Lindy Brown

DUQUESNE

Pittsburgh, PA 15282I

Coach: Dan Durkin,
 Mt. St. Mary's (Md.) 1975

2005-06 RESULTS (13-17)

62	East Caro. •	60
62	Penn St. •	81
54	Oakland †	65
70	Bradley †	60
69	Pittsburgh	82
72	Akron •	54
51	Bowling Green	76
61	West Virginia •	77
63	Robert Morris •	47
51	Western Ky.	70
82	Ohio	79
47	St. Joseph's	55
46	Massachusetts •	44
53	Richmond	72
55	Dayton •	67
54	St. Louis	59
43	La Salle •	52
73	Rhode Island	51
67	St. Louis •	66
61	Xavier •	69
53	St. Bonaventure	48
44	Temple	79
56	George Washington •	63
72	Charlotte •	79
50	Fordham	57
70	Dayton	55
66	St. Bonaventure •	49

56	Massachusetts †	51
56	Charlotte †	45
63	Temple †	76

Nickname: Dukes
 Colors: Red & Blue
 Arena: A.J. Palumbo Center
 Capacity: 6,200; Year Built: 1988
 AD: Greg Amodio
 SID: Michelle Chini

EARLHAM

Richmond, IN 47374III

Coach: Liana Coutts, Ohio St. 1989

2005-06 RESULTS (5-21)

59	Anderson (Ind.)	63
68	Tri-State †	73
50	St. Joseph's (Ind.)	91
60	Mt. St. Joseph	71
60	Franklin •	71
59	Wooster	70
52	Denison •	48
36	Kenyon	63
56	Rose-Hulman	68
62	Robert Morris-Chi. †	73
77	Hanover	70
62	Wis.-Platteville •	63
55	Hiram •	61
52	Allegheny •	88
53	Wittenberg •	67
59	Ohio Wesleyan	79
87	Oberlin	55
51	Denison	84
47	Wooster	68
78	Ohio Wesleyan •	90
74	Allegheny	88
56	Hiram	72
58	Wittenberg	77
50	Kenyon	68
88	Oberlin •	66
72	Allegheny	89

Nickname: Quakers
 Colors: Maroon & White
 Arena: Schuckman Court
 Capacity: 1,800; Year Built: 1999
 AD: Frank Carr
 SID: Don Tincer

EAST CARO.

Greenville, NC 27858-4353I

Coach: Sharon Baldwin-Tener,
 Georgia 1991

2005-06 RESULTS (17-12)

60	Duquesne	62
71	Ohio †	68
73	Longwood †	59
74	N.C. A&T	71
59	Southern U. •	55
66	Drexel	54
66	Va. Commonwealth •	61
54	Marshall	57
51	James Madison •	74
61	Davidson †	70
69	Mississippi Val. †	60
61	Alabama	55
59	UAB	53
81	Memphis	68
45	Houston	54
56	Southern Miss.	63
68	UCF	63
75	SMU •	63
52	Tulsa •	74
57	Marshall •	56
65	Rice	73
74	Memphis •	54
94	UAB •	96
77	UTEP	72
78	Tulane	81
56	Southern Miss. •	71

65 UCF •.....	44
47 UAB †.....	46
60 Tulsa †.....	77

Nickname: Pirates
 Colors: Purple & Gold
 Arena: Minges Coliseum
 Capacity: 8,000; Year Built: 1968
 AD: Terry Holland
 SID: Jon Cole

EAST CENTRAL

Ada, OK 74820II

Coach: Kent Franz, East Central 85

2005-06 RESULTS (11-15)

68 Mo. Southern St.....	70
61 Texas Woman's †.....	72
61 Midwestern St.....	73
66 Tarleton St. •.....	73
68 Southwestern Christ. •.....	41
65 Tex. A&M-Kingsville.....	54
81 Newman •.....	69
72 Mo. Southern St. •.....	63
57 Okla. Panhandle •.....	51
78 Abilene Christian •.....	82
69 Angelo St. •.....	76
53 Eastern N.M.....	58
64 West Tex. A&M.....	68
79 Midwestern St. •.....	63
83 Southwestern Okla. •.....	82
57 Cameron.....	68
61 Southeastern Okla. •.....	59
39 Tex. A&M-Commerce.....	67
46 Northeastern St. •.....	56
65 Central Okla.....	62
58 Southwestern Okla.....	65
81 Cameron •.....	72
56 Southeastern Okla.....	69
68 Tex. A&M-Commerce •.....	62
30 Northeastern St.....	39
57 Central Okla. •.....	62

Nickname: Tigers
 Colors: Orange & Black
 Arena: Kerr Activities Center
 Capacity: 4,000; Year Built: 1973
 AD: Tim Green
 SID: Brian Johnson

EAST STROUDSBURG

East Stroudsburg, PA 18301II

Coach: Juliene Simpson,
 John F. Kennedy 1974

2005-06 RESULTS (16-12)

85 Mercy †.....	58
64 Concordia (N.Y.) †.....	49
66 Goldley-Beacom •.....	51
74 Georgian Court •.....	50
40 Slippery Rock.....	59
51 Edinboro.....	65
76 Salem Int'l •.....	63
49 St. Thomas Aquinas •.....	59
76 Shippensburg •.....	81
74 California (Pa.) •.....	91
55 Lock Haven •.....	68
54 Indiana (Pa.) •.....	68
74 Bloomsburg •.....	57
44 Clarion.....	63
72 Dist. Columbia •.....	61
65 Millersville.....	80
65 Cheyney •.....	42
67 West Chester.....	73
57 Mansfield •.....	51
61 Kutztown.....	71
58 Bloomsburg.....	44
76 Columbia Union.....	65
55 Millersville •.....	43
73 Cheyney.....	66
65 West Chester •.....	61
70 Mansfield.....	69

65 Kutztown •.....	64
50 Kutztown •.....	55

Nickname: Warriors
 Colors: Red & Black
 Arena: Koehler Fieldhouse
 Capacity: 2,650; Year Built: 1967
 AD: Thomas Gioglio
 SID: Ryan Yanoshak

EAST TENN. ST.

Johnson City, TN 37614.....I

Coach: Karen Kemp, Berry 85

2005-06 RESULTS (18-10)

78 Mississippi St.....	53
58 Cincinnati.....	82
81 Eastern Ky. •.....	74
66 Belmont •.....	52
74 Lipscomb •.....	50
59 Col. of Charleston.....	55
56 Western Ky.....	86
73 Appalachian St.....	85
81 Southeast Mo. St. •.....	74
74 Kennesaw St. •.....	66
80 North Fla.....	59
84 Jacksonville.....	72
71 Fla. Atlantic •.....	79
69 Kennesaw St.....	55
73 Campbell •.....	63
68 Gardner-Webb •.....	72
61 Stetson.....	51
57 Mercer.....	61
76 Fla. Atlantic.....	85
74 Jacksonville •.....	53
82 North Fla. •.....	52
85 Lipscomb.....	59
50 Belmont.....	70
62 Mercer •.....	47
80 Stetson •.....	59
50 Gardner-Webb.....	74
56 Campbell.....	36
56 Mercer †.....	59

Nickname: Lady Bucs
 Colors: Navy Blue & Old Gold
 Arena: Memorial Center
 Capacity: 13,000; Year Built: 1977
 AD: Dave Mullins
 SID: Jess Riden

EAST TEX. BAPTIST

Marshall, TX 75670-1498.....III

Coach: Lisa Curliss-Taylor,
 Oklahoma 1997

2005-06 RESULTS (18-9)

92 Jarvis Christian.....	64
80 LSU-Shreveport.....	65
92 Schreiner •.....	54
76 Texas Lutheran •.....	59
63 Hardin-Simmons.....	83
66 McMurry.....	86
77 Sul Ross St. •.....	42
58 Howard Payne •.....	72
81 Wiley •.....	46
83 Mary Hardin-Baylor.....	66
88 Concordia-Austin.....	60
61 LeTourneau.....	72
85 Louisiana Col. •.....	48
67 Mississippi Col. •.....	79
96 Ozarks (Ark.).....	83
81 Austin •.....	86
69 LeTourneau •.....	64
68 Texas-Tyler •.....	62
91 Texas-Dallas •.....	56
86 Texas-Tyler.....	90
62 Texas-Dallas.....	55
95 Louisiana Col.....	69
48 Mississippi Col.....	74
69 Ozarks (Ark.) •.....	58
54 Austin •.....	43

83 Hardin-Simmons †.....	80
67 McMurry †.....	75

Nickname: Tigers
 Colors: Navy & Gold
 Arena: Ornelas Gymnasium
 Capacity: 1,700; Year Built: 1995
 AD: Kent Reeves
 SID: David Weaver

EASTERN

St. Davids, PA 19087-3696III

Coach: David Storms, Rowan

2005-06 RESULTS (2-23)

59 Rowan.....	77
39 Salisbury †.....	75
42 Rosemont.....	60
42 Notre Dame (Md.) •.....	54
40 Gwynedd-Mercy •.....	81
58 Immaculata.....	73
53 Newport News †.....	75
64 Briarcliffe †.....	61
48 Delaware Valley •.....	82
58 Wesley •.....	83
43 Cabrini •.....	77
53 Arcadia.....	73
54 Immaculata •.....	89
55 Wesley.....	86
54 Cedar Crest.....	64
30 Misericordia •.....	55
48 Alvernia.....	75
63 Marywood •.....	68
31 Neumann.....	59
50 Lebanon Valley.....	102
83 Penn St.-Berks •.....	70
52 Rosemont •.....	62
23 Cabrini.....	74
69 Neumann •.....	83
56 Lincoln (Pa.).....	81

Nickname: Eagles
 Colors: Maroon & White
 Arena: Eastern Gymnasium
 Capacity: 800; Year Built: 1958
 AD: Harry Gutelius
 SID: Mark Birtwistle

EASTERN CONN. ST.

Willimantic, CT 06226III

Coach: Denise Bierly, Defiance 90

2005-06 RESULTS (21-7)

117 CCNY •.....	26
39 Bowdoin •.....	72
65 Emmanuel (Mass.) •.....	55
69 Salve Regina •.....	61
99 Mitchell.....	53
74 Mass.-Boston •.....	51
63 Southern Me. •.....	74
74 Roger Williams.....	38
66 Rhode Island Col.....	62
63 Mass.-Dartmouth.....	58
75 Worcester St.....	48
96 Plymouth St. •.....	80
67 Keene St. •.....	65
72 Coast Guard.....	56
78 Mass.-Boston.....	69
55 Western Conn. St. •.....	52
77 Clark (Mass.) •.....	43
76 Southern Me.....	92
62 Salem St.....	61
94 York (N.Y.) •.....	32
57 Rhode Island Col. •.....	84
67 Keene St.....	75
70 Mass.-Dartmouth •.....	52
63 Western Conn. St.....	75
84 Plymouth St.....	58
69 Rhode Island Col. •.....	48
59 Western Conn. St. †.....	55
55 Southern Me.....	71

Nickname: Warriors
 Colors: Navy & Burgundy
 Arena: Francis E. Geissler Gym
 Capacity: 3,000; Year Built: 1974
 AD: Joyce S. Wong
 SID: Bob Malta

EASTERN ILL.

Charleston, IL 61920-3099I

Coach: Brady Sallee,
 Thomas More 1993

2005-06 RESULTS (10-19)

53 Southern California †.....	68
58 Hawaii.....	64
77 Ill.-Chicago.....	86
78 Butler •.....	80
48 Cincinnati.....	82
54 Tennessee Tech •.....	62
106 Tennessee St. •.....	68
70 IUPUI.....	63
78 Eastern Ky.....	71
64 Charleston So.....	75
72 Murray St. •.....	68
70 Southeast Mo. St. •.....	61
62 Austin Peay.....	64
55 Morehead St.....	56
67 Tenn.-Martin •.....	58
85 Eastern Ky. •.....	76
67 Tennessee Tech.....	78
77 Tennessee St.....	62
48 Wisconsin.....	75
69 Morehead St. •.....	68
72 Jacksonville St.....	82
67 Samford.....	56
46 Austin Peay •.....	55
64 Tenn.-Martin.....	70
76 Southeast Mo. St.....	84
52 Murray St.....	72
60 Jacksonville St. •.....	67
74 Samford •.....	76
69 Tennessee Tech.....	83

Nickname: Panthers
 Colors: Blue & Gray
 Arena: Lantz Arena
 Capacity: 5,300; Year Built: 1966
 AD: Richard A. McDuffie
 SID: Ben Turner

EASTERN KY.

Richmond, KY 40475-3101I

Coach: Larry Inman, Austin Peay 1970

2005-06 RESULTS (7-20)

82 Belmont •.....	86
38 Ohio St.....	85
45 Louisville †.....	75
66 Middle Tenn.....	77
74 East Tenn. St.....	81
60 Tenn.-Martin •.....	58
49 Xavier.....	82
75 Murray St.....	70
64 Austin Peay.....	61
81 Indiana St. •.....	96
71 Eastern Ill. •.....	78
78 Southeast Mo. St.....	84
61 Tennessee Tech •.....	72
58 Morehead St.....	62
76 Eastern Ill.....	85
87 Jacksonville St. •.....	77
68 Samford.....	71
68 Tennessee St.....	63
49 Tenn.-Martin.....	58
48 Tennessee Tech.....	73
67 Morehead St. •.....	60
71 Murray St. •.....	79
86 Southeast Mo. St. •.....	87
77 Jacksonville St.....	79
59 Samford.....	75
55 Austin Peay •.....	69

78 Tennessee St. •68
 Nickname: Lady Colonels
 Colors: Maroon & White
 Arena: McBrayer Arena
 Capacity: 6,500; Year Built: 1962
 AD: Mark S. Sandy
 SID: Lynn Busby

EAST. MENNONITE

Harrisonburg, VA 22802III

Coach: Kevin Griffin,
 East. Mennonite 1993

2005-06 RESULTS (14-12)

66	Rand.-Macon Woman's	49
69	Ferrum •	59
78	Averett •	48
63	Mary Baldwin •	74
52	Roanoke •	45
65	Shenandoah •	49
40	Wash. & Lee •	65
44	Randolph-Macon	70
57	Va. Wesleyan •	59
66	Lycoming •	51
75	Hollins •	41
67	Lynchburg •	49
55	Rand.-Macon Woman's •	51
76	Hollins	46
70	Guilford	63
84	Emory & Henry	90
61	Bridgewater (Va.)	77
55	Roanoke •	46
65	Wash. & Lee	60
62	Lynchburg	69
58	Emory & Henry •	66
66	Guilford •	53
66	Randolph-Macon •	88
51	Va. Wesleyan	53
60	Bridgewater (Va.) •	74
47	Guilford †	71

Nickname: Royals
 Colors: Royal Blue & White
 Arena: University Commons
 Capacity: 1,800; Year Built: 1999
 AD: David King
 SID: Kevin Warner

EASTERN MICH.

Ypsilanti, MI 48197I

Coach: Suzy Merchant,
 Central Mich. 1991

2005-06 RESULTS (22-8)

58	Central Conn. St. •	49
63	Massachusetts •	45
49	DePaul †	64
59	Cal St. Northridge †	69
61	Idaho St. †	78
64	Indiana •	70
69	Youngstown St. •	48
67	St. Louis •	59
67	Utah •	72
70	Canisius •	44
73	Oakland	48
73	Northern Ill. •	59
68	Toledo •	40
71	Western Mich. •	55
66	Ball St.	58
58	Central Mich.	45
65	Kent St. •	55
56	Buffalo	41
69	Bowling Green	76
68	Akron •	51
62	Ohio	56
78	Miami (Ohio) •	55
73	Northern Ill.	37
63	Toledo	49
64	Western Mich.	57
69	Ball St. •	58
59	Central Mich. •	51

76	Ohio †	66
56	Kent St. †	70
57	Indiana St.	79

Nickname: Eagles
 Colors: Green & White
 Arena: Convocation Center
 Capacity: 8,824; Year Built: 1998
 AD: Derrick L. Gragg
 SID: Greg Steiner

EASTERN NAZARENE

Quincy, MA 02170-2999III

Coach: Ken Hardee, Northwest
 Nazarene 1987

2005-06 RESULTS (0-25)

59	Framingham St. †	70
56	Purchase St. †	61
45	Newbury	60
39	Framingham St. •	58
48	New England Col. •	66
44	Curry	72
40	La Verne †	101
60	Occidental	85
42	Mass-Dartmouth	87
44	Gordon •	60
57	Anna Maria •	69
52	Regis (Mass.)	59
33	Wentworth Inst.	59
49	Curry •	75
58	Regis (Mass.) •	62
49	Roger Williams •	69
38	Salve Regina	73
52	New England	67
44	Nichols	67
57	Salve Regina •	84
37	Roger Williams	49
36	Endicott •	65
50	Nichols •	78
44	Anna Maria •	74
34	Colby-Sawyer	94

Nickname: Crusaders
 Colors: Red & White
 Arena: Lahue Center
 Capacity: 1,600; Year Built: 1973
 AD: Nancy Detwiler
 SID: Thomas Newell

EASTERN N.M.

Portales, NM 88130II

Coach: Dan Buzard, Eastern N.M. 1992

2005-06 RESULTS (11-17)

87	Western N.M.	61
87	Western N.M. •	52
82	Mont. St.-Billings †	67
71	Fort Lewis †	50
50	Southwestern Okla.	73
66	Cameron	65
66	Tex. A&M-Commerce •	63
52	St. Edward's •	60
59	Alas. Anchorage	64
61	Alas. Anchorage	62
44	West Tex. A&M	76
54	Northeastern St.	64
69	Central Okla.	84
58	East Central •	53
75	Southeastern Okla. •	72
65	Angelo St.	82
63	Abilene Christian	83
47	Tarleton St. •	67
78	Midwestern St. •	81
71	Tex. A&M-Kingsville •	62
51	Texas Woman's •	65
78	West Tex. A&M •	82
58	Tex. A&M-Kingsville	60
60	Texas Woman's	68
71	Angelo St. •	65
76	Abilene Christian •	85
62	Tarleton St.	90

73	Midwestern St.	63
----	----------------	----

Nickname: Zias
 Colors: Green & Silver
 Arena: Greyhound Arena
 Capacity: 4,800; Year Built: 1967
 AD: Michael Maguire
 SID: Robert McKinney

EASTERN WASH.

Cheney, WA 99004I

Coach: Wendy Schuller,
 Fresno Pacific 92

2005-06 RESULTS (13-15)

45	California	64
63	St. Mary's (Cal.) •	53
51	Gonzaga	54
54	Western Ill. †	57
84	Nicholls St. †	54
69	Cal St. Northridge •	61
63	Portland	57
57	Washington	68
54	Santa Clara •	85
61	Northwestern St.	72
40	Texas A&M	94
65	Idaho •	63
57	Washington St. •	54
78	Portland St. •	76
68	Idaho St.	89
55	Weber St.	65
77	Montana St. •	50
58	Montana •	56
61	Sacramento St.	69
61	Northern Ariz.	74
56	Portland St.	62
54	Weber St. •	40
65	Idaho St. •	74
54	Montana	79
63	Montana St.	56
67	Northern Ariz. •	57
79	Sacramento St. •	58
69	Weber St. †	74

Nickname: Eagles
 Colors: Red & White
 Arena: Reese Court
 Capacity: 6,000; Year Built: 1975
 AD:
 SID: Troy Kirby

ECKERD

St. Petersburg, FL 33711II

Coach: Brian Shultes, Cortland St. 1982

2005-06 RESULTS (4-24)

105	P.R.-Cayey •	38
54	Lincoln Memorial †	68
58	Valdosta St.	80
57	Southwest Minn. St. •	78
55	Augustana (S.D.) •	69
74	Webber Int'l •	78
68	Palm Beach Atl.	59
52	Tampa •	82
61	St. Rose	85
50	Le Moyne	74
68	Fla. Gulf Coast	84
71	Queens (N.Y.) †	80
50	Rollins	64
53	St. Leo •	59
52	Nova Southeastern	63
64	Florida Tech	75
64	Fla. Southern •	57
59	Barry •	73
57	Lynn	48
56	Tampa	85
73	Rollins •	75
48	Barry	80
50	Nova Southeastern •	60
53	Florida Tech •	58
39	Fla. Southern	65
73	St. Leo	83

68	Lynn •	79
53	Fla. Southern †	68

Nickname: Tritons
 Colors: Navy, Teal & White
 Arena: McArthur Center
 Capacity: 1,300; Year Built: 1970
 AD: Bob Fortosis
 SID: Dawn Hough

EDGEWOOD

Madison, WI 53711-1998III

Coach: Bobbi Endress, Dubuque 2000

2005-06 RESULTS (15-12)

74	Dominican (Ill.)	52
55	Hope	94
46	Wis.-Oshkosh	61
53	Lake Forest •	62
76	Wis. Lutheran	45
41	Lakeland •	46
52	Concordia (Wis.)	53
55	Loras	57
71	Milwaukee Engr.	56
48	Wis.-La Crosse	72
65	Wis.-Whitewater •	38
66	Cabrini †	40
47	Williams †	66
61	Carthage	57
67	Alverno	48
76	Maranatha Baptist •	38
77	Milwaukee Engr. •	56
82	Maranatha Baptist	47
73	Marian (Wis.) •	43
92	Alverno •	59
68	Dominican (Ill.) •	56
70	Concordia (Wis.) •	72
54	Lakeland	65
59	Wis. Lutheran •	54
46	Marian (Wis.)	59
68	Milwaukee Engr. •	47
68	Concordia (Wis.)	71

Nickname: Eagles
 Colors: Black, Red & White
 Arena: Todd Wehr Edgedome
 Capacity: 1,000; Year Built: 1961
 AD: Al Brisack
 SID: Luke LeNoble

EDINBORO

Edinboro, PA 16444-0001II

Coach: Stan Swank, Purdue 1976

2005-06 RESULTS (21-10)

97	Alderson-Broaddus †	65
72	Davis & Elkins †	57
81	Seton Hill •	61
61	Mansfield •	57
65	East Stroudsburg •	51
69	West Liberty St. •	81
59	Glenville St. •	69
62	Bloomsburg •	47
68	Geneva •	59
52	Mercyhurst	63
76	Millersville	58
73	Cheyney	52
55	Pitt.-Johnstown •	49
69	Kutztown	54
87	West Chester	79
68	Slippery Rock	61
42	California (Pa.) •	55
66	Indiana (Pa.) •	64
69	Lock Haven	59
76	Clarion •	60
57	Shippensburg	62
56	Slippery Rock	48
67	California (Pa.)	80
55	Indiana (Pa.)	68
72	Lock Haven	75
73	Clarion	71
89	Shippensburg •	83

65 Indiana (Pa.).....	54
77 Kutztown †.....	46
59 California (Pa.).....	63
62 Charleston (W.V.).....	71

Nickname: Fighting Scots
 Colors: Red & White
 Arena: McComb Fieldhouse
 Capacity: 4,000; Year Built: 1970
 AD: Bruce R. Baumgartner
 SID: Bob Shreve

ELIZABETH CITY ST.

Elizabeth City, NC 27909III

Coach: Tara Owens, Virginia St. 1993

2005-06 RESULTS (20-9)

85 Brewton Parker	86
69 Clayton St.	86
67 Wingate	93
64 Carson-Newman †.....	68
78 Barton	67
69 Claflin	76
71 Winston-Salem.....	63
81 Claflin	57
81 Shaw	85
79 Virginia St.	62
88 St. Augustine's	73
78 Chowan	34
101 Fayetteville St. •.....	75
86 Dist. Columbia.....	72
86 St. Paul's	84
87 Virginia Union	63
87 Bowie St.	76
107 Chowan	68
55 Shaw	90
121 Livingstone	113
74 Johnson C. Smith •.....	64
85 St. Paul's	67
67 N.C. Central •.....	72
77 Dist. Columbia •.....	66
82 Virginia St. •.....	57
79 Bowie St.....	54
67 Virginia Union •.....	58
99 St. Paul's †.....	68
74 Johnson C. Smith †.....	75

Nickname: Lady Vikings
 Colors: Royal Blue & White
 Arena: R. L. Vaughan Center
 Capacity: 5,000; Year Built: 1976
 AD: Edward McLean
 SID: April Emory

ELIZABETHTOWN

Elizabethtown, PA 17022-2298...III

Coach: Yvonne Kauffman,
 Bridgewater (Va) 1966

2005-06 RESULTS (9-15)

58 Marymount (Va.).....	73
77 Trinity (Tex.) †.....	96
48 King's (Pa.) †.....	61
40 Messiah	88
57 Immaculata.....	55
73 Albright	54
69 Briarcliffe •.....	36
59 Newport News •.....	72
57 Virgin Islands.....	35
73 St. Mary's (Md.) †.....	56
53 Juniata	66
72 Lebanon Valley •.....	81
46 Susquehanna.....	63
69 Moravian	49
59 York (Pa.) •.....	80
51 Widener	61
75 Albright	67
52 Susquehanna •.....	46
58 Frank. & Marsh.....	81
68 Lebanon Valley.....	60
47 Juniata	66
75 Widener	83

45 Messiah •.....	82
74 Moravian	90

Nickname: Blue Jays
 Colors: Blue & Grey
 Arena: Thompson Gymnasium
 Capacity: 2,200; Year Built: 1969
 AD: Nancy J. Latimore
 SID: Ian Showalter

ELMHURST

Elmhurst, IL 60126-3296III

Coach: Hope Semper, Northern Ill. 1984

2005-06 RESULTS (17-8)

61 MacMurray	32
71 Marian (Wis.) •.....	48
66 Robert Morris-S'fiel.....	54
57 Concordia (Ill.).....	62
79 Aurora •.....	50
84 Benedictine (Ill.) •.....	65
72 Dominican (Ill.).....	39
75 Judson (Ill.) •.....	55
61 Coe	47
63 Central (Iowa).....	61
56 Rockford •.....	47
71 Augustana (Ill.) •.....	51
55 Carthage.....	56
59 Ill. Wesleyan •.....	63
40 North Park	42
51 Wheaton (Ill.).....	62
68 North Central (Ill.) •.....	51
60 Augustana (Ill.).....	49
54 Millikin	59
76 Ill. Wesleyan	72
63 Carthage •.....	51
72 North Park	55
72 North Central (Ill.).....	65
42 Wheaton (Ill.) •.....	57
67 Millikin.....	76

Nickname: Bluejays
 Colors: Blue & White
 Arena: R.A. Faganell Hall
 Capacity: 1,800; Year Built: 1983
 AD: Paul Krohn
 SID: Hope Wagner

ELMIRA

Elmira, NY 14901III

Coach: Matt Donohue,
 Centenary (N.J.) 1994

2005-06 RESULTS (19-11)

67 Frank. & Marsh.....	73
51 Mass.-Dartmouth †.....	65
55 Cortland St.	71
48 Rochester	91
71 Lincoln (Pa.) †.....	64
94 Keystone	47
60 Wilkes	54
84 Penn St. Tech •.....	32
73 Marywood	44
53 Nazareth •.....	52
70 Rochester Inst. •.....	65
58 Ithaca •.....	46
64 Centenary (N.J.) •.....	45
58 William Smith •.....	70
68 Utica	56
66 Hartwick	50
56 St. John Fisher •.....	62
75 Alfred •.....	49
70 Rochester Inst.....	48
74 Nazareth	54
63 Alfred	71
56 St. John Fisher.....	76
67 Hartwick •.....	53
65 Utica •.....	50
61 Ithaca	62
72 Utica †.....	53
59 St. John Fisher †.....	87
63 Geneseo St. •.....	44

57 Union (N.Y.) †.....	53
73 Oneonta St.....	79

Nickname: Soaring Eagles
 Colors: Purple & Gold
 Arena: Speidel Gymnasium
 Capacity: 1,000; Year Built: 1995
 AD: Patricia A. Thompson
 SID: Matt Donohue

ELMS

Chicopee, MA 01013-2839III

Coach: Laura Habacker,
 Clark (Mass.) 85

2005-06 RESULTS (9-16)

63 Mass. Liberal Arts •.....	54
45 Wheaton (Mass.) •.....	72
43 Smith	60
36 Mount Holyoke •.....	65
67 Becker.....	65
63 Lesley	53
73 Bay Path	31
52 Trinity (Conn.).....	81
73 Becker •.....	57
73 Mount Ida •.....	63
43 Western New Eng. •.....	71
51 Thomas	88
56 Me.-Farmington.....	77
64 Wheelock	16
54 Maine Maritime •.....	79
57 Husson •.....	65
49 Lesley •.....	40
51 Johnson St.....	65
54 Castleton St.....	73
48 Lasell •.....	84
52 Lasell.....	80
48 Bay Path	39
45 Castleton St. •.....	67
68 Johnson St. •.....	74
47 Lasell.....	80

Nickname: Blazers
 Colors: Green & Gold
 Arena: Picknelly Arena
 Capacity: 481; Year Built: 1994
 AD: Louise McCleary
 SID: Justin A. Mokerzecki

ELON

Elon, NC 27244-2010.....I

Coach: Brenda Paul, North Ga. 1977

2005-06 RESULTS (12-16)

75 N.C. A&T •.....	70
83 Guilford •.....	32
51 Xavier	62
54 Kent St. †.....	57
43 North Carolina St.....	73
59 Southern Miss. †.....	57
57 High Point	65
36 Chattanooga •.....	49
63 Appalachian St.....	66
64 UNC Pembroke •.....	54
85 Western Caro.....	72
58 Ga. Southern.....	64
63 Wofford	43
65 Col. of Charleston •.....	44
41 Davidson.....	54
35 UNC Greensboro •.....	56
61 Furman	56
62 Longwood.....	61
47 Chattanooga	77
48 Western Caro. •.....	56
58 Ga. Southern •.....	48
44 Wofford	49
50 Col. of Charleston.....	39
47 Davidson •.....	60
45 UNC Greensboro.....	53
50 Furman	47
53 Appalachian St. •.....	61
53 Davidson †.....	55

Nickname: Phoenix
 Colors: Maroon & Gold
 Arena: Alumni Gym
 Capacity: 1,585; Year Built: 1949
 AD: Dave Blank
 SID: Chris Rash

EMERSON

Boston, MA 02116III

Coach: Melissa Hart,
 Hamilton College 1989

2005-06 RESULTS (10-16)

36 Amherst.....	71
61 Westfield St. †.....	62
61 Mount Ida	41
44 Endicott.....	73
76 Fisher •.....	35
73 Pine Manor	70
68 Mass.-Boston	73
43 WPI •.....	60
51 Gordon †.....	43
54 Pine Manor †.....	36
51 Wentworth Inst.....	64
41 Suffolk •.....	56
55 Rivier •.....	28
75 Southern Vt. •.....	30
47 Simmons	49
51 Mount Holyoke •.....	57
85 Daniel Webster.....	75
48 Emmanuel (Mass.).....	66
66 Albertus Magnus •.....	49
35 Norwich.....	64
49 St. Joseph (Conn.).....	51
56 Fitchburg St. •.....	73
68 Newbury •.....	38
42 Johnson & Wales (R.I.).....	60
48 Western New Eng. •.....	56
41 Emmanuel (Mass.).....	70

Nickname: Lions
 Colors: Royal Purple & Gold
 Arena: Pine Manor College
 Capacity: 1,000
 AD: Rudy Keeling
 SID: Roger Crosley

EMMANUEL (MASS.)

Boston, MA 02115III

Coach: Andy Yosinoff,
 Rhode Island 1971

2005-06 RESULTS (23-8)

87 Potsdam St. •.....	49
76 Mt. St. Mary (N.Y.) •.....	80
55 Eastern Conn. St.....	65
71 MIT.....	67
63 Colby •.....	58
86 Newbury •.....	51
73 Endicott.....	55
56 Chapman.....	63
67 Redlands	60
53 Bowdoin	74
75 Tufts	61
83 Southern Vt.....	38
85 Albertus Magnus.....	53
56 Salem St.....	72
51 Norwich •.....	47
80 Pine Manor	68
65 Babson	61
83 Rivier •.....	48
66 Emerson	48
65 Johnson & Wales (R.I.) •.....	40
61 Western New Eng.....	64
58 Simmons	45
69 Suffolk	61
72 Daniel Webster •.....	53
65 St. Joseph (Conn.).....	39
70 Emerson •.....	41
77 St. Joseph (Conn.) •.....	51

35 Norwich •.....44
 73 Keene St. •.....64
 74 Western New Eng. †.....71
 68 Mount Holyoke.....72

Nickname: Saints
 Colors: Royal Blue & Gold
 Arena: Jean Yawkey Center
 Capacity: 1,440; Year Built: 2004
 AD: Pamela Roecker
 SID: Alexis Mastronardi

EMORY

Atlanta, GA 30322III

Coach: Christy Thomaskutty,
 Tulane 1996

2005-06 RESULTS (15-10)

68 Bridgewater (Va.) •.....58
 74 Oglethorpe.....76
 54 Spring Hill.....53
 69 Piedmont.....49
 74 LaGrange.....66
 76 Sewanee.....71
 74 Tenn. Temple.....64
 60 Wis.-Oshkosh •.....59
 70 Maryville (Tenn.) •.....54
 58 Johns Hopkins •.....55
 52 Case Reserve •.....61
 68 Piedmont •.....61
 55 Washington-St. Louis •.....71
 62 Chicago •.....72
 47 Rochester.....70
 72 Carnegie Mellon.....52
 75 New York U.....72
 57 Brandeis.....75
 62 Brandeis •.....52
 70 New York U. •.....55
 36 Chicago.....54
 51 Washington-St. Louis.....73
 84 Carnegie Mellon •.....43
 50 Rochester.....62
 46 Case Reserve.....65

Nickname: Eagles
 Colors: Blue & Gold
 Arena: Woodruff P.E. Center
 Capacity: 2,000; Year Built: 1983
 AD: Betsy Stephenson
 SID: Douglas Blair

EMORY & HENRY

Emory, VA 24327-0947III

Coach: Joy Scruggs, Tennessee 1975

2005-06 RESULTS (11-15)

119 Methodist •.....94
 66 Denison •.....77
 89 Greensboro.....99
 87 Rand.-Macon Woman's.....80
 82 Lynchburg.....86
 95 Ferrum.....109
 107 Hollins.....72
 95 Guilford.....104
 67 Roanoke.....82
 74 Va. Wesleyan.....77
 81 Randolph-Macon.....108
 88 Averett.....69
 71 Bridgewater (Va.) •.....88
 90 East. Mennonite •.....84
 92 Guilford •.....96
 95 Rand.-Macon Woman's •.....75
 75 Wash. & Lee.....89
 82 Va. Wesleyan •.....68
 75 Randolph-Macon •.....78
 66 East. Mennonite.....58
 61 Bridgewater (Va.).....84
 100 Hollins •.....66
 73 Lynchburg •.....83
 84 Roanoke.....78
 94 Wash. & Lee •.....66
 46 Bridgewater (Va.) †.....85

Nickname: Wasps
 Colors: Blue & Gold
 Arena: King Health & PE Center
 Capacity: 1,300; Year Built: 1970
 AD: J.P. Barfield
 SID: Nathan Graybeal

EMPORIA ST.

Emporia, KS 66801-5087.....II

Coach: Brandon Schneider,
 Wayland Baptist 1995

2005-06 RESULTS (28-5)

110 Missouri Valley •.....59
 84 Cameron •.....65
 108 Mesa St. •.....82
 85 Evangel •.....41
 113 West Va. Tech †.....57
 103 Cal St. Stanislaus †.....43
 80 Midwestern St. †.....73
 84 Shaw †.....67
 105 Harris-Stowe •.....41
 75 Mo. Southern St.....61
 82 Central Okla. †.....68
 74 St. Edward's †.....44
 95 Southwest Baptist •.....65
 61 Mo. Western St.....60
 95 Pittsburg St. •.....47
 70 Washburn •.....72
 87 Central Mo. St.....67
 82 Northwest Mo. St.....64
 76 Truman •.....49
 88 Southwest Baptist.....48
 70 Truman.....59
 94 Northwest Mo. St. •.....68
 60 Central Mo. St. •.....63
 57 Washburn.....73
 79 Pittsburg St.....61
 85 Mo. Western St. •.....84
 75 Mo. Southern St. •.....65
 78 Pittsburg St. †.....58
 60 Central Mo. St. †.....63
 85 Tarleton St. †.....67
 88 West Tex. A&M †.....82
 61 Washburn.....59
 79 American Int'l †.....86

Nickname: Lady Hornets
 Colors: Old Gold & Black
 Arena: White Auditorium
 Capacity: 5,000; Year Built: 1940
 AD: Kent Weiser
 SID: Don Weast

ENDICOTT

Beverly, MA 01915.....III

Coach: Jennifer Lucey, St. Anselm 1998

2005-06 RESULTS (18-11)

29 Bowdoin †.....75
 118 CCNY †.....6
 59 Suffolk •.....40
 73 Emerson •.....44
 58 Gordon •.....54
 64 Bridgewater St. •.....74
 55 Emmanuel (Mass.).....73
 41 Brandeis •.....60
 66 Colby-Sawyer •.....58
 65 Salem St. •.....75
 49 Salve Regina.....51
 60 New England.....56
 62 Wentworth Inst.....41
 85 Anna Maria •.....62
 70 New England •.....68
 73 New England Col.....53
 63 Regis (Mass.).....38
 56 Gordon.....42
 72 New England Col. •.....66
 50 Nichols.....57
 65 Eastern Nazarene.....36

76 Curry •.....50
 63 Wentworth Inst. •.....67
 57 Colby-Sawyer.....79
 60 Roger Williams •.....47
 79 Curry •.....62
 70 Nichols.....67
 43 Colby-Sawyer.....46
 61 Bridgewater St.....75

Nickname: Gulls
 Colors: Blue, Kelly Green & White
 Arena: Post Center
 Capacity: 1,200; Year Built: 1999
 AD: Larry R. Hiser
 SID: Jennifer Lucey

ERSKINE

Due West, SC 29639.....II

Coach: Maggie Peeler, Davidson 1996

2005-06 RESULTS (17-12)

82 Montreat.....64
 69 Lander.....77
 71 Converse •.....42
 67 Presbyterian •.....73
 56 St. Andrews.....68
 50 Newberry •.....67
 66 Limestone •.....64
 74 Barton •.....70
 63 Pfeiffer.....66
 56 Belmont Abbey.....70
 62 Mount Olive.....60
 60 Anderson (S.C.).....88
 71 North Greenville •.....59
 55 Coker.....60
 68 Queens (N.C.) •.....63
 62 Lees-McRae.....65
 82 Converse.....50
 78 Limestone.....74
 81 Belmont Abbey •.....52
 75 St. Andrews •.....55
 68 Pfeiffer •.....54
 58 Barton.....70
 77 Anderson (S.C.) •.....64
 72 Lees-McRae •.....61
 64 Mount Olive.....77
 58 Queens (N.C.).....48
 75 Coker •.....52
 58 Mount Olive •.....56
 47 Barton †.....64

Nickname: The Flying Fleet
 Colors: Maroon & Gold
 Arena: Galloway Center
 Capacity: 2,000; Year Built: 1980
 AD: Mark Peeler
 SID: Tiffany Mast

EUREKA

Eureka, IL 61530-1500.....III

Coach: Sandy Schuster, Murray St. 1979

2005-06 RESULTS (15-11)

54 Marian (Wis.) †.....66
 59 MacMurray †.....58
 71 Lincoln Chrst.....62
 46 Ill. Wesleyan •.....74
 66 Greenville •.....57
 67 Blackburn.....46
 66 Greenville.....52
 66 Knox •.....60
 71 Alverno •.....45
 62 Milwaukee Engr. •.....49
 36 Monmouth (Ill.).....81
 68 Knox.....44
 66 Concordia (Ill.) •.....64
 52 Benedictine (Ill.) •.....70
 65 Aurora.....75
 41 Clarke.....57
 46 Rockford.....55
 60 Marian (Wis.) •.....49
 56 MacMurray.....48

64 St. Louis Pharmacy •.....49
 52 Benedictine (Ill.).....70
 58 Aurora •.....56
 71 Clarke •.....63
 61 Rockford •.....67
 52 Concordia (Ill.).....71
 61 Aurora.....69

Nickname: Red Devils
 Colors: Maroon & Gold
 Arena: Reagan Gym
 Capacity: 2,200; Year Built: 1970
 AD: Sandy Schuster
 SID: Brian Sullivan

EVANSVILLE

Evansville, IN 47722.....I

Coach: Tricia Cullop, Purdue 93

2005-06 RESULTS (16-13)

46 Marquette •.....54
 65 Tennessee Tech.....73
 69 Ball St.....76
 53 Radford.....51
 59 Virginia Tech.....79
 67 IUPUI •.....64
 73 Ill.-Chicago •.....43
 78 Butler.....83
 70 Central Ark. •.....61
 69 Indiana St. •.....79
 78 Illinois St.....62
 71 Bradley •.....57
 79 UNI •.....65
 61 Wichita St.....67
 59 Missouri St.....67
 68 Drake •.....61
 59 Creighton •.....46
 73 Southern Ill. •.....53
 47 UNI.....53
 51 Bradley.....49
 84 Wichita St. •.....55
 71 Missouri St. •.....53
 51 Drake.....53
 78 Creighton.....73
 66 Southern Ill.....63
 66 Illinois St.....79
 56 Indiana St.....86
 77 Wichita St. †.....73
 65 Indiana St. †.....81

Nickname: Purple Aces
 Colors: Purple, White & Orange
 Arena: Roberts Stadium
 Capacity: 12,144; Year Built: 1956
 AD: Bill McGillis
 SID: Tom Benson

FAIRFIELD

Fairfield, CT 06824.....I

Coach: Dianne Nolan, Rowan 1973

2005-06 RESULTS (11-18)

62 Brown •.....72
 44 Duke.....110
 71 Harvard.....58
 70 Yale.....61
 48 Hartford •.....71
 74 Niagara.....47
 76 Loyola (Md.).....71
 83 Vermont.....80
 42 Lehigh.....70
 57 Towson †.....75
 46 Villanova.....61
 79 Rider •.....45
 56 Iona •.....71
 73 St. Peter's.....65
 64 Siena.....70
 73 Canisius.....85
 59 Niagara.....63
 69 St. Peter's •.....64
 68 Rider.....53
 60 Iona.....79

48 Marist •	59
52 Manhattan.....	58
62 Canisius •	76
71 Siena •	69
49 Manhattan •	58
54 Marist.....	82
72 Loyola (Md.) •	78
60 Siena †.....	59
55 Canisius †.....	60

Nickname: Stags
 Colors: Cardinal Red
 Arena: Arena at Harbor Yard
 Capacity: 9,500; Year Built: 2001
 AD: Eugene Doris
 SID: Patrick Moran

FAIRLEIGH DICKINSON

Teaneck, NJ 07666I

Coach: Sandy Gordon, Manhattan 88

2005-06 RESULTS (10-18)

84 Columbia †.....	70
58 UMBC.....	76
75 Binghamton •	64
65 St. John's (N.Y.).....	84
62 Miami (Fla.).....	100
67 Barry.....	56
64 Mt. St. Mary's.....	67
59 Lafayette.....	71
51 Princeton.....	88
53 Quinnipiac •	62
83 St. Francis (Pa.) •	85
55 Central Conn. St.....	61
50 Quinnipiac.....	80
62 St. Francis (N.Y.) •	54
55 Sacred Heart •	76
65 Robert Morris.....	68
75 St. Francis (Pa.).....	65
67 Monmouth.....	78
60 Long Island •	66
69 Wagner.....	50
66 Mt. St. Mary's •	61
65 Long Island.....	67
76 Robert Morris •	77
44 Sacred Heart.....	84
61 Monmouth •	57
74 Northern Colo. •	58
57 Wagner •	55
55 Sacred Heart.....	83

Nickname: Knights
 Colors: Blue & Maroon
 Arena: Rothman Center
 Capacity: 5,000; Year Built: 1987
 AD: David Langford
 SID: Wes Heinel

FDU-FLORHAM

Madison, NJ 07940III

Coach: Mike Eineker, Montclair St. 1995

2005-06 RESULTS (17-9)

55 Farmingdale †.....	60
75 Brockport St. †.....	61
60 Stevens Institute •	43
64 Wm. Paterson.....	49
40 Delaware Valley •	41
71 Lycoming.....	42
79 Manhattanville •	40
71 Cedar Crest.....	29
70 Neumann.....	66
96 St. Elizabeth •	32
68 Ramapo •	55
79 DeSales.....	81
53 Scranton •	79
64 Drew.....	78
69 Centenary (N.J.) •	50
66 King's (Pa.).....	58
67 Wilkes.....	54
63 Lycoming •	41
61 Delaware Valley.....	72

56 Scranton.....	76
71 Lincoln (Pa.).....	50
59 DeSales •	66
96 Wilkes.....	76
69 Drew •	40
71 King's (Pa.) •	57
69 Kean •	71

Nickname: Devils
 Colors: Cardinal and Navy
 Arena: Ferguson Recreation Centre
 Capacity: 3,000; Year Built: 1995
 AD: William T. Klika
 SID: W. Scott Giglio

FAIRMONT ST.

Fairmont, WV 26554II

Coach: Steve McDonald,
 West Virginia 80

2005-06 RESULTS (21-8)

80 St. Paul's †.....	53
63 Anderson (S.C.) †.....	71
73 Slippery Rock •	58
78 Davis & Elkins •	56
120 Columbia Union •	62
78 Seton Hill •	53
62 Bloomsburg.....	49
76 St. Paul's.....	62
80 Columbia Union •	49
66 West Chester •	52
59 Concord •	52
46 Glenville St. •	64
76 West Va. Wesleyan.....	56
86 Shepherd.....	73
86 Ohio Valley •	73
63 Wheeling Jesuit.....	71
60 West Liberty St.....	62
68 Salem Int'l •	44
101 Alderson-Broaddus.....	72
87 Bluefield St. •	61
46 Charleston (W.V.).....	77
81 West Virginia St.....	80
82 West Va. Tech •	45
76 Ohio Valley.....	68
66 Wheeling Jesuit •	74
70 West Liberty St. •	71
75 Salem Int'l.....	56
78 Davis & Elkins •	54
65 West Liberty St. †.....	77

Nickname: Lady Falcons
 Colors: Maroon, White & Fairmont Gold
 Arena: Joe Retton Arena
 Capacity: 4,000; Year Built: 1978
 AD: David Scott Gines
 SID: Jim Brinkman

FARMINGDALE

Farmingdale, NY 11735-1021 ..III

Coach: Chris Mooney,
 New Paltz St. 1996

2005-06 RESULTS (20-9)

60 FDU-Florham †.....	55
60 New York U.....	64
73 Baruch.....	81
52 New York U.....	82
98 Juniata †.....	95
84 Briarcliffe •	55
77 Manhattanville.....	73
54 Hunter •	60
80 Montclair St. •	75
69 New Jersey City.....	71
90 St. Joseph's (L.I.) •	48
67 Merchant Marine •	69
41 Mt. St. Mary (N.Y.).....	65
53 Stevens Institute •	65
98 Mt. St. Vincent.....	90
71 Old Westbury.....	64
60 Old Westbury •	49
64 Merchant Marine.....	45

85 Lehman •	46
77 CCNY.....	42
72 St. Joseph's (L.I.).....	65
78 City Tech.....	57
92 Centenary (N.J.).....	75
85 Manhattanville •	54
72 Stevens Institute.....	65
57 Mt. St. Mary (N.Y.).....	59
65 Rutgers-Newark •	55
58 Montclair St.....	52
73 Kean •	61

Nickname: Rams
 Colors: Green & White
 Arena: Walter A. Lynch Sports Center-
 Nold Hall
 Capacity: 4,000; Year Built: 1972
 AD: Michael Harrington
 SID: Deana Ward

FAYETTEVILLE ST.

Fayetteville, NC 28301-4298.....II

Coach: Eric Tucker, Fayetteville St. 78

2005-06 RESULTS (13-15)

64 UNC Pembroke †.....	73
72 Francis Marion.....	73
65 Paine •	67
81 Clark Atlanta.....	59
58 Catawba.....	64
79 Central St. (Ohio) •	81
61 Bluefield St.....	49
84 Armstrong Atlantic.....	66
66 Carson-Newman †.....	58
62 Tusculum †.....	66
59 N.C. Central.....	82
64 Virginia Union •	50
74 Chowan.....	67
72 Johnson C. Smith •	74
98 St. Augustine's •	89
75 Elizabeth City St.....	101
78 Livingstone.....	73
67 Shaw •	89
86 St. Paul's •	62
73 Winston-Salem.....	72
91 Bowie St. •	81
64 N.C. Central •	66
74 St. Augustine's.....	86
87 Livingstone •	79
57 Winston-Salem •	74
63 Johnson C. Smith.....	83
81 Virginia St.....	76
68 St. Paul's †.....	71

Nickname: Broncos
 Colors: Royal Blue & Lily White
 Arena: Capel Arena
 Capacity: 4,000; Year Built: 1995
 AD: Major Boyd
 SID: Marion Crowe, Jr.

FELICIAN

Lodi, NJ 07644.....II

Coach: Jay Latko, Caldwell 89

2005-06 RESULTS (8-20)

77 Mercy •	67
63 Concordia (N.Y.).....	80
73 Queens (N.Y.) •	86
69 Georgian Court •	56
60 Bloomfield •	80
66 Phila. Sciences.....	58
68 Dominican (N.Y.).....	65
50 Holy Family •	73
72 Caldwell.....	76
81 Philadelphia U. •	88
69 Nyack •	64
57 Post.....	67
70 Goldey-Beacom.....	77
33 NJIT.....	51
72 Wilmington (Del.) •	74
71 Caldwell •	79

55 Georgian Court.....	69
49 Bloomfield.....	87
56 Wilmington (Del.).....	52
66 NJIT •	71
56 Holy Family.....	81
83 Post •	67
72 Philadelphia U.....	74
45 Phila. Sciences •	65
60 Dominican (N.Y.) •	70
45 Nyack.....	59
83 Goldey-Beacom •	65
51 Phila. Sciences.....	67

Nickname: Golden Falcons
 Colors: Hunter Green & Gold
 Arena: Joal & Joseph Job Gymnasium
 Capacity: 900; Year Built: 1949
 AD: Ben Di Nallo
 SID: To be named

FERRIS ST.

Big Rapids, MI 49307-2295II

Coach: Tracey Bloodworth-Fisk,
 Western Mich. 1996

2005-06 RESULTS (18-10)

72 Ind.-South Bend †.....	47
90 Aquinas.....	83
69 Angelo St. †.....	72
80 St. Mary's (Tex.) †.....	83
102 Northwood •	85
67 Saginaw Valley.....	76
55 Grand Valley St. •	75
86 Lake Superior St.....	85
64 SIU Edwardsville •	57
85 Lewis •	95
83 Nova Southeastern †.....	68
65 Barry.....	58
79 Hillsdale.....	78
82 Marygrove •	56
66 Northern Mich. •	53
80 Lake Superior St. •	82
72 Mercyhurst •	47
80 Gannon •	68
59 Ashland.....	92
73 Findlay.....	48
76 Saginaw Valley •	73
81 Northwood.....	75
52 Michigan Tech.....	66
92 Northern Mich.....	81
90 Wayne St. (Mich.) •	71
70 Michigan Tech •	61
53 Grand Valley St.....	69
47 Grand Valley St.....	79

Nickname: Bulldogs
 Colors: Crimson & Gold
 Arena: Jim Wink Arena
 Capacity: 2,400; Year Built: 1999
 AD: Tom Kirinovic
 SID: Rob Bentley

FERRUM

Ferrum, VA 24088III

Coach: Bryan Harvey, Roanoke 1994

2005-06 RESULTS (14-13)

59 East. Mennonite.....	69
78 Meredith †.....	69
54 Roanoke •	64
49 Piedmont †.....	67
88 LaGrange †.....	61
70 Mary Baldwin •	54
74 Bridgewater (Va.) •	78
109 Emory & Henry.....	95
79 Oglethorpe.....	107
83 Averett •	65
63 Lynchburg.....	72
71 Methodist.....	88
49 Greensboro.....	65
77 Chris. Newport •	70
70 Shenandoah.....	55

68 Peace.....	64
76 N.C. Wesleyan	62
56 Averett	57
69 Methodist •	72
55 Greensboro •	70
69 Shenandoah	56
66 Chris. Newport.....	75
84 N.C. Wesleyan •	45
71 Peace •	59
72 Averett •	63
80 Shenandoah †	69
65 Greensboro †	74

Nickname: Panthers
 Colors: Black & Gold
 Arena: Swartz Gymnasium
 Capacity: 1,200; Year Built: 1960
 AD: Abe Naff
 SID: Gary Holden

FINDLAY

Findlay, OH 45840.....II

Coach: Carolyn Mair, Akron 1984

2005-06 RESULTS (12-15)

75 Tiffin •	56
54 Glenville St. •	65
62 West Liberty St.....	65
63 Salem Int'l	62
76 Siena Heights •	55
72 Northern Mich.....	65
63 Lake Superior St. •	54
59 Ashland	77
67 Michigan Tech •	72
77 Indianapolis •	72
76 Tiffin	58
65 St. Joseph's (Ind.)	76
75 Bellarmine †	73
54 Mercyhurst •	74
60 Gannon •	68
51 Hillsdale.....	55
77 Wayne St. (Mich.)	81
64 Saginaw Valley	72
81 Northwood.....	69
48 Ferris St. •	73
70 Wayne St. (Mich.) •	58
51 Hillsdale •	70
39 Grand Valley St.....	70
55 Mercyhurst	60
69 Gannon	64
61 Ashland •	74

Nickname: Oilers
 Colors: Orange & Black
 Arena: Croy Gym
 Capacity: 2,200; Year Built: 1969
 AD: Steven Rackley
 SID: David Buck

FISSK

Nashville, TN 37208-3051III

Coach: Carolyn Mair, Akron 1984

2005-06 RESULTS (4-20)

56 Knoxville †	51
36 Lane	119
54 Oakwood •	74
65 Spelman.....	85
63 Wesleyan (Ga.).....	42
44 Rhodes.....	113
30 Mississippi Col.	100
37 Huntingdon •	76
50 LaGrange	109
46 Rust •	64
32 Maryville (Tenn.) •	111
54 Dallas •	85
21 Agnes Scott.....	81
37 Piedmont	115
31 Agnes Scott •	67
38 Maryville (Tenn.)	100
55 Knoxville	43
29 Piedmont •	87

35 Lane •	90
43 Huntingdon	88
37 LaGrange.....	80
53 Spelman •	59
Rust.....	
52 Wesleyan (Ga.) †	47
30 Piedmont †	95

Nickname: Lady Bulldogs
 Colors: Blue & Gold
 Arena: H.A. Johnson Gym
 Capacity: 2,500
 AD: Larry Glover
 SID: Kindell Stephens

FITCHBURG ST.

Fitchburg, MA 01420-2697III

Coach: Walter Paschal, Bridgewater St.

2005-06 RESULTS (14-11)

72 Castleton St. †	61
64 Keene St.	72
81 Mass.-Boston	49
56 Western New Eng. •	54
40 Wheaton (Mass.) •	47
60 WPI •	53
85 Johnson & Wales (R.I.)	77
45 Minn.-Morris †	81
70 Presentation †	58
88 Anna Maria	48
55 Tufts •	58
60 Worcester St. •	69
76 Salem St.	97
87 Mount Ida •	39
53 Westfield St. •	63
71 Framingham St.	61
60 Mass. Liberal Arts •	28
62 Bridgewater St.	67
56 Worcester St.	69
58 Salem St. •	76
73 Emerson.....	56
63 Westfield St.....	68
90 Framingham St. •	48
71 Mass. Liberal Arts	41
58 Bridgewater St. •	53

Nickname: Falcons
 Colors: Green, Gold & White
 Arena: Recreation Center
 Capacity: 1,000; Year Built: 2000
 AD: Sue E. Lauder
 SID: Rusty Eggen

FLORIDA

Gainesville, FL 32611I

Coach: Carolyn Peck, Vanderbilt 1988

2005-06 RESULTS (21-9)

83 St. Francis (N.Y.) †	57
52 Seton Hall	48
76 Florida St.	82
85 Stetson •	56
93 Charlotte	80
58 Temple	55
74 South Ala. •	57
69 Illinois •	64
59 Texas-Arlington •	49
73 Florida A&M •	58
76 Rhode Island •	62
73 Liberty •	50
72 Florida St. •	62
59 Alabama •	44
70 Georgia	89
65 Kentucky •	80
66 Mississippi.....	58
73 Vanderbilt •	59
63 Arkansas	69
55 Georgia •	92
72 Auburn •	61
68 Kentucky	61
63 Mississippi St.....	48
63 South Carolina •	81

79 LSU •	78
58 Auburn.....	73
95 Tennessee.....	93
98 Mississippi St. †	83
70 Kentucky †	88
59 New Mexico †	83

Nickname: Gators
 Colors: Orange & Blue
 Arena: O'Connell Center
 Capacity: 12,000; Year Built: 1980
 AD: Jeremy N. Foley
 SID: Kathy Cafazzo

FLORIDA A&M

Tallahassee, FL 32307.....I

Coach: Debra Clark, Hampton 1984

2005-06 RESULTS (12-17)

54 UCF.....	62
61 UTSA †	71
68 Savannah St. •	59
56 Southern Miss.....	90
57 Alcorn St. †	64
46 Bethune-Cookman	53
58 Stetson •	49
58 Florida	73
66 Mercer •	54
58 Savannah St.	52
69 Norfolk St. •	48
57 Morgan St. •	39
34 Coppin St. •	59
66 N.C. A&T.....	73
54 South Carolina St.....	62
65 Md.-East. Shore •	53
75 Howard •	67
48 Delaware St.	55
48 Morgan St.....	75
38 Coppin St.	53
66 South Carolina St. •	51
73 N.C. A&T •	75
56 Md.-East. Shore	75
62 Howard	64
50 Delaware St. •	65
58 Hampton	57
54 Bethune-Cookman •	50
62 Morgan St. †	44
44 Delaware St. †	55

Nickname: Lady Rattlers
 Colors: Orange & Green
 Arena: Gaither Athletic Center
 Capacity: 3,365; Year Built: 1963
 AD: Nelson E. Townsend
 SID: Ronnie Johnson

FLA. ATLANTIC

Boca Raton, FL 33431-0991I

Coach: Chancellor Dugan, Eastern Ky. 1982

2005-06 RESULTS (20-11)

64 Navy •	68
59 Delaware St. •	65
55 Samford	82
66 Birmingham-So. †	74
57 North Fla. •	43
74 Jacksonville •	71
80 Bethune-Cookman	46
63 Florida St. •	76
62 Georgetown •	71
60 Mercer	70
57 Stetson •	55
79 East Tenn. St.....	71
71 Kennesaw St.....	58
50 Belmont •	71
74 Lipscomb	57
73 Campbell	63
64 Gardner-Webb.....	55
83 Kennesaw St. •	62
85 East Tenn. St. •	76
63 Stetson	64

82 Mercer •	75
62 Jacksonville.....	59
76 North Fla.	69
70 Gardner-Webb •	64
74 Campbell •	58
80 Lipscomb.....	61
71 Belmont.....	78
74 Jacksonville †	61
70 Mercer †	65
74 Gardner-Webb †	63
48 LSU †	72

Nickname: Lady Owls
 Colors: Blue & Red
 Arena: FAU Arena
 Capacity: 5,000; Year Built: 1984
 AD: Craig W. Angelos
 SID: Katrina McCormack

FLA. GULF COAST

Fort Myers, FL 33965-6565II

Coach: Karl Smesko, Kent 1993

2005-06 RESULTS (29-2)

107 P.R.-Bayamon •	53
86 P.R.-Mayaguez •	55
109 P.R.-Cayey •	34
78 P.R.-Cayey •	38
80 Kentucky St. •	40
75 North Ala. •	33
79 Fla. Southern	39
54 Valdosta St.....	47
49 West Ga. †	35
79 Lynn •	43
56 West Fla. •	51
67 Christian Bros. •	51
66 Ark.-Monticello •	70
84 Eckerd •	68
77 Montevallo •	48
69 Fla. Southern •	41
70 P.R.-Cayey.....	28
71 Columbia Union	59
71 Dist. Columbia.....	66
62 Fla. Memorial.....	36
88 West Ala.	64
83 North Ala.	57
82 Palm Beach Atl. •	45
70 Fla. Memorial †	27
70 Palm Beach Atl.....	36
72 Lynn	59
66 Johnson & Wales (FL) •	31
61 Claflin •	48
78 Dist. Columbia •	42
48 Rollins †	46
48 Delta St. †	57

Nickname: Eagles
 Colors: Green & Blue
 Arena: Alico Arena
 Capacity: 4,500; Year Built: 2002
 AD: Carl McAloose
 SID: Jim Herlihy

FLORIDA INT'L

Miami, FL 33199I

Coach: Cindy Russo, Old Dominion 1975

2005-06 RESULTS (19-13)

65 Gardner-Webb †	57
72 Longwood	55
66 Western Mich. •	65
61 Seton Hall •	39
56 Kentucky	71
63 Miami (Fla.).....	75
56 Bowling Green •	67
65 Kansas	73
80 Old Dominion •	76
74 Northern Ill. •	71
58 Arkansas •	54
50 South Fla. •	63
60 Ark.-Little Rock •	45

54	Arkansas St. •	50
45	Denver	50
68	North Texas	65
87	New Orleans •	51
72	La.-Lafayette •	47
56	South Dakota St. •	60
65	Middle Tenn.	70
49	Western Ky.	71
60	Ark.-Little Rock	55
67	Arkansas St.	63
70	South Ala. •	60
55	Troy	65
67	Western Ky. •	76
73	Middle Tenn. •	57
69	New Orleans †	46
68	Denver †	59
58	Western Ky. †	66
81	Cincinnati •	75
83	Miami (Fla.)	95

Nickname: Golden Panthers
 Colors: Blue & Gold
 Arena: Pharmed Arena
 Capacity: 5,000; Year Built: 1986
 AD: Rick Mello
 SID: Margaret Belch

FLA. SOUTHERN

Lakeland, FL 33801-5698.....II

Coach: Diane Foli,
 St. Mary (Neb.) 1987

2005-06 RESULTS (10-19)

45	West Fla.	70
62	West Ala. †	70
91	P.R.-Mayaguez •	51
71	Flagler	57
39	Fla. Gulf Coast •	79
67	Palm Beach Atl. •	55
62	St. Leo	52
52	Webber Int'l	36
53	Clafin •	56
65	Mars Hill •	80
55	Northern Mich. •	60
53	Tampa •	55
41	Fla. Gulf Coast	69
49	Rollins •	67
40	Barry	54
67	Lynn •	64
57	Eckerd	64
58	Nova Southeastern •	66
81	Florida Tech	82
60	St. Leo •	63
48	Tampa	71
48	Nova Southeastern	72
68	Barry •	59
55	Lynn	67
65	Eckerd •	39
42	Rollins	59
52	Florida Tech •	50
68	Eckerd †	53
28	Rollins †	55

Nickname: Moccasins
 Colors: Scarlet & White
 Arena: Jenkins Field House
 Capacity: 2,500; Year Built: 1966
 AD: Lois Webb
 SID: Bill Turnage

FLORIDA ST.

Tallahassee, FL 32306.....I

Coach: Sue Semrau, UC San Diego 85

2005-06 RESULTS (20-10)

82	Ga. Southern •	57
69	Washington •	71
82	Florida •	76
75	Western Caro. •	67
69	Montana •	56
75	Mississippi St. •	59
81	UCF •	49

71	Tulsa	80
76	Fla. Atlantic	63
68	Xavier	75
73	Fordham	50
92	Lipscomb •	42
62	Florida	72
68	Duke	87
60	Virginia •	46
57	Maryland	75
80	Clemson •	66
51	North Carolina	68
67	Virginia	58
59	Georgia Tech	54
75	North Carolina St. •	61
79	Miami (Fla.)	54
69	Virginia Tech •	76
68	Miami (Fla.) •	61
80	Clemson	72
70	Wake Forest •	57
71	Boston College •	60
60	North Carolina St. †	64
80	Louisiana Tech †	71
70	Stanford †	88

Nickname: Seminoles
 Colors: Garnet & Gold
 Arena: Donald L. Tucker Civic Center
 Capacity: 12,100; Year Built: 1981
 AD: David R. Hart Jr.
 SID: Tina Thomas

FLORIDA TECH

Melbourne, FL 32901II

Coach: John Reynolds Jr.,
 Brockport St. 1976

2005-06 RESULTS (16-12)

59	Palm Beach Atl. •	31
73	P.R.-Mayaguez †	55
67	P.R.-Bayamon †	71
80	P.R.-Bayamon •	56
74	P.R.-Rio Piedras •	48
63	P.R.-Mayaguez •	38
65	Fla. Memorial •	57
54	Rollins •	74
65	Nova Southeastern •	73
55	Armstrong Atlantic	57
47	Albany St. (Ga.) †	51
60	Fort Valley St.	64
73	Barry	58
68	Nova Southeastern •	61
50	Tampa	55
60	St. Leo •	46
75	Eckerd •	64
70	Lynn	71
82	Fla. Southern •	81
30	Rollins	64
53	Barry •	40
58	Nova Southeastern	52
60	Lynn •	39
61	St. Leo	52
58	Eckerd •	53
60	Tampa •	61
50	Fla. Southern	52
40	Barry †	57

Nickname: Panthers
 Colors: Crimson & Gray
 Arena: Clemente Center
 Capacity: 1,500; Year Built: 2002
 AD: William K. Jurgens
 SID: Christa Parulis-Kaye

FONTBONNE

St Louis, MO 63105-3098III

Coach: Keith Quigley, Fontbonne 94

2005-06 RESULTS (13-13)

51	Wis.-Oshkosh †	74
73	Illinois Tech †	48
53	DePauw •	72
57	Mo. Baptist •	78

51	Ill. Wesleyan •	69
62	Illinois Col.	76
59	Millikin †	82
52	Washington-St. Louis	87
72	Harris-Stowe •	59
65	Greenville •	53
53	Lincoln Chrst.	58
71	MacMurray	69
67	Maryville (Mo.) •	88
89	Principia •	59
70	Westminster (Mo.)	63
57	Webster •	67
67	Blackburn •	51
68	Greenville	52
64	MacMurray •	61
70	Maryville (Mo.)	85
72	Principia	58
68	Westminster (Mo.) •	48
46	Webster	51
78	Blackburn	62
49	Webster †	48
64	Maryville (Mo.)	74

Nickname: Griffins
 Colors: Purple & Gold
 Arena: Dunham Student Act Center
 Capacity: 1,800; Year Built: 1993
 AD: Lee McKinney
 SID: Lance Thornhill

FORDHAM

Bronx, NY 10458-5155I

Coach: Jim Lewis, West Virginia 1968

2005-06 RESULTS (10-18)

63	Hofstra	53
39	West Virginia	83
68	Georgetown •	62
55	Manhattan	69
64	Providence •	60
56	Delaware •	60
61	Cincinnati	71
55	Michigan	98
71	Morgan St. •	65
50	Florida St. •	73
56	St. Bonaventure •	40
64	Charlotte •	70
59	Yale	53
47	Temple	61
40	St. Joseph's •	45
65	St. Bonaventure	51
40	Richmond	66
34	George Washington	67
64	Dayton •	72
57	St. Joseph's	70
54	Rhode Island •	59
70	Xavier •	78
63	Massachusetts	68
57	Duquesne •	50
65	Rhode Island	79
76	La Salle	68
70	St. Louis •	58
43	St. Joseph's	54

Nickname: Rams
 Colors: Maroon & White
 Arena: Rose Hill Gym
 Capacity: 3,200; Year Built: 1925
 AD: Francis X. McLaughlin
 SID: Scott Kwiatkowski

FORT HAYS ST.

Hays, KS 67601II

Coach: Annette Wiles, Fort Hays St. 93

2005-06 RESULTS (21-7)

67	Southwestern (Kan.) •	51
74	Friends •	40
88	Bethany (Kan.) •	36
63	Minn. St. Mankato †	66
74	Bemidji St. †	77
80	Central Christian •	40

75	N.M. Highlands	29
66	UC-Colo. Spgs	53
59	Colorado St.-Pueblo •	56
71	Carson-Newman †	66
69	Western St.	51
73	Mesa St.	59
74	Fort Lewis •	70
68	Adams St. •	39
71	Chadron St. •	48
69	Neb.-Kearney	82
79	Rockhurst •	77
52	Colorado Mines	39
67	Colo. Christian	41
73	Metro St. •	59
63	Regis (Colo.) •	69
91	Colo. Christian •	43
66	Colorado Mines •	57
77	Regis (Colo.)	88
60	Metro St.	68
76	Chadron St.	63
60	Neb.-Kearney •	52
55	Colorado St.-Pueblo •	69

Nickname: Lady Tigers
 Colors: Black & Gold
 Arena: Gross Memorial Coliseum
 Capacity: 6,814; Year Built: 1973
 AD: Curtis Hammeke
 SID: Ryan Prickett

FORT LEWIS

Durango, CO 81301-3999.....II

Coach: Mark Kellogg, Austin 1998

2005-06 RESULTS (16-13)

56	Mont. St.-Billings	75
82	Western Ore. †	54
59	West Tex. A&M	90
50	Eastern N.M. †	71
60	Wayland Baptist †	70
62	Lubbock Chrst. †	66
52	Regis (Colo.) •	75
60	Metro St. •	68
74	Colorado Mines	64
78	Colo. Christian	43
74	Western N.M. •	55
93	Johnson & Wales (CO) •	43
57	Neb.-Kearney •	67
70	Fort Hays St.	74
59	Chadron St.	38
67	Adams St.	72
77	Colorado St.-Pueblo •	63
53	Western St.	45
70	Mesa St.	61
75	UC-Colo. Spgs. •	62
79	N.M. Highlands •	47
78	Mesa St. •	69
74	Western St. •	37
52	N.M. Highlands	57
71	UC-Colo. Spgs.	59
69	Adams St. •	58
49	Colorado St.-Pueblo	65
69	UC-Colo. Spgs. •	54
63	Colorado St.-Pueblo	65

Nickname: Skyhawks
 Colors: Navy Blue, Light Blue & Gold
 Arena: Whalen Gymnasium
 Capacity: 2,750; Year Built: 1971
 AD: Pam Adams
 SID: Sarah Meier

FORT VALLEY ST.

Fort Valley, GA 31030II

Coach: Lonnie Bartley,
 Fort Valley St. 1983

2005-06 RESULTS (28-3)

72	Edward Waters	33
92	Miles	87
55	LeMoyn-Owen	48
68	Clafin	64

54	Grambling.....	61
58	Claffin •.....	46
64	Florida Tech •.....	60
86	Tuskegee.....	76
52	Stillman.....	48
62	Kentucky St. •.....	40
69	Lane •.....	64
65	Albany St. (Ga.).....	59
67	Paine.....	62
69	Benedict.....	60
64	Kentucky St.....	38
73	Lane.....	65
87	Miles •.....	53
60	LeMoyne-Owen •.....	48
77	Clark Atlanta •.....	43
63	Tuskegee •.....	51
56	Stillman †.....	50
69	Albany St. (Ga.) •.....	68
59	Paine •.....	53
61	Benedict •.....	60
84	Clark Atlanta.....	51
57	LeMoyne-Owen †.....	47
54	Stillman †.....	45
68	Paine †.....	73
64	West Fla. †.....	65

Nickname: Lady Wildcats
 Colors: Royal Blue & Old Gold
 Arena: Health and Physical Education Complex
 Capacity: 5,100; Year Built: 2004
 AD: Gwendolyn Reeves
 SID: Russell Boone Jr.

FRAMINGHAM ST.

Framingham, MA 01701-9101 .III

Coach: Robert Kelley,

2005-06 RESULTS (6-17)

70	Eastern Nazarene †.....	59
71	Mass.-Boston.....	74
36	Salve Regina •.....	57
54	Mass.-Dartmouth •.....	66
58	Eastern Nazarene.....	39
52	St. Joseph's (Me.) •.....	40
51	Suffolk •.....	60
56	Western New Eng.....	90
65	Mass. Liberal Arts •.....	49
44	New England •.....	60
36	Bridgewater St.....	71
46	Worcester St. •.....	60
47	Salem St.....	83
61	Fitchburg St. •.....	71
54	Westfield St. •.....	58
69	Mass. Liberal Arts.....	52
56	Babson •.....	69
45	Bridgewater St. •.....	55
61	Worcester St.....	66
44	Mass.-Boston •.....	43
41	Salem St. •.....	56
48	Fitchburg St.....	90
46	Westfield St.....	79

Nickname: Rams
 Colors: Black & Gold
 Arena: Athletic & Recreation Center
 Capacity: 1,000; Year Built: 2003
 AD: Thomas M. Kelley
 SID: Kathy Lynch

FRANCIS MARION

Florence, SC 29501-0547II

Coach: Valecia Tedder, UAB 1995

2005-06 RESULTS (13-16)

61	Presbyterian.....	69
85	Coker •.....	55
73	Fayetteville St. •.....	72
46	S.C. Upstate •.....	61
66	Lander.....	61
60	Wingate •.....	77
68	Anderson (S.C.) •.....	70

53	N.C. Central.....	63
47	Armstrong Atlantic.....	64
74	GC&SU •.....	73
64	S.C.-Aiken •.....	52
60	Columbus St.....	49
57	Augusta St. •.....	56
47	Clayton St.....	60
49	S.C. Upstate.....	53
74	Lander •.....	59
44	UNC Pembroke •.....	61
58	Armstrong Atlantic •.....	56
51	GC&SU.....	60
51	S.C.-Aiken.....	57
68	Columbus St. •.....	61
58	UNC Pembroke.....	52
49	Augusta St.....	53
67	Clayton St. •.....	68
65	UNC Pembroke †.....	58
63	S.C. Upstate †.....	58
83	GC&SU †.....	89

Nickname: Patriots
 Colors: Red, White & Blue
 Arena: Smith University Center
 Capacity: 3,027; Year Built: 1974
 AD: Murray Hartzler
 SID: Michael G. Hawkins

FRANKLIN

Franklin, IN 46131III

Coach: Kim Eiler, Biola 1990

2005-06 RESULTS (24-5)

87	Rose-Hulman †.....	75
61	St. Mary's (Ind.) †.....	65
80	Brescia •.....	57
71	Earlham.....	60
84	Tri-State •.....	56
65	Spalding.....	50
70	Centre.....	45
88	Olivet •.....	72
72	North Park •.....	55
70	Hope †.....	72
79	Kalamazoo.....	53
57	Hanover •.....	45
80	Defiance.....	51
80	Bluffton •.....	52
73	Anderson (Ind.).....	70
68	Manchester •.....	52
65	Mt. St. Joseph.....	68
80	Transylvania.....	62
70	Defiance •.....	62
100	Bluffton.....	77
66	Anderson (Ind.) •.....	58
67	Manchester •.....	54
79	Mt. St. Joseph •.....	36
77	Transylvania •.....	63
59	Hanover.....	57
77	Bluffton •.....	41
56	Anderson (Ind.) •.....	44
65	Manchester •.....	67
54	Capital.....	61

Nickname: Grizzlies
 Colors: Navy & Old Gold
 Arena: Spurlock Center
 Capacity: 1,500; Year Built: 1975
 AD: Kerry N. Prather
 SID: Kevin Elixman

FRANK. & MARSH.

Lancaster, PA 17604-3003III

Coach: Beth Elbon, Gettysburg 1992

2005-06 RESULTS (10-15)

73	Elmira •.....	67
67	Widener •.....	73
62	Gettysburg.....	71
73	York (Pa.).....	81
73	Haverford.....	65
49	Dickinson •.....	64
31	Messiah •.....	68

53	Delaware Valley †.....	44
41	Moravian.....	70
46	Muhlenberg.....	68
74	Washington (Md.) •.....	53
67	Swarthmore.....	74
61	Johns Hopkins •.....	66
49	Haverford •.....	70
52	McDaniel.....	78
78	Muhlenberg •.....	71
58	Ursinus.....	60
67	Gettysburg •.....	75
81	Elizabethtown •.....	58
60	Bryn Mawr •.....	33
49	Dickinson.....	69
68	Swarthmore •.....	66
56	Washington (Md.).....	46
85	McDaniel •.....	95
65	Johns Hopkins.....	64

Nickname: Diplomats
 Colors: Blue & White
 Arena: Mayser Center
 Capacity: 3,000; Year Built: 1960
 AD: Timothy D. Downes
 SID: Edward L. Haas

FRANKLIN PIERCE

Rindge, NH 03461II

Coach: Mark Swasey, Lyndon St.

2005-06 RESULTS (16-14)

61	St. Rose.....	51
65	St. Anselm •.....	63
54	Southern Conn. St. •.....	64
59	North Dakota.....	81
87	Minn. St. Moorhead.....	92
65	Southern N.H. •.....	52
73	Mass.-Lowell.....	51
63	St. Thomas Aquinas †.....	38
56	Salem Int'l †.....	27
59	Concordia (N.Y.).....	48
52	Pace •.....	67
44	Le Moyne.....	42
73	St. Michael's •.....	57
56	St. Anselm.....	48
44	Southern Conn. St.....	65
45	St. Rose •.....	57
50	Pace.....	59
69	Le Moyne •.....	43
63	St. Michael's.....	59
52	Bryant •.....	60
57	Assumption.....	55
60	American Int'l •.....	65
54	Bentley.....	64
69	Stonehill •.....	75
55	Merrimack.....	36
67	Southern N.H.....	73
49	Mass.-Lowell •.....	58
51	Assumption.....	72
70	Dominican (N.Y.).....	48
61	Philadelphia U. †.....	60

Nickname: Ravens
 Colors: Crimson, Gray & Black
 Arena: FPC Fieldhouse
 Capacity: 2,000; Year Built: 1967
 AD: Bruce Kirsh
 SID: Doug Monson

FREDONIA ST.

Fredonia, NY 14063III

Coach: Donna Wise, Lock Haven 1983

2005-06 RESULTS (17-10)

77	Lycoming †.....	51
49	St. John Fisher.....	76
58	D'Youville.....	47
67	Buffalo St.....	49
59	Corland St.....	72
63	Oneonta St.....	59
71	Nazareth •.....	54
75	Rochester Inst. •.....	56

65	St. Lawrence.....	70
58	Thiel •.....	54
38	Oswego St. •.....	60
61	New Paltz St. •.....	49
79	Potsdam St. •.....	43
64	Plattsburgh St. •.....	45
68	Brockport St. •.....	58
51	Oswego St.....	71
36	New Paltz St.....	47
53	Geneseo St.....	62
54	Oneonta St. •.....	48
64	Plattsburgh St.....	50
66	Potsdam St.....	49
64	Penn St.-Behrend.....	70
69	Utica/Rome •.....	44
60	Corland St. •.....	54
51	Geneseo St.....	63
57	Utica.....	53
44	Oneonta St.....	67

Nickname: Blue Devils
 Colors: Blue & White
 Arena: Steele Hall
 Capacity: 3,500; Year Built: 1983
 AD: Gregory Prechtl
 SID: Jerry Reilly

FRESNO ST.

Fresno, CA 93740-0048I

Coach: Adrian Wiggins, Cameron 1995

2005-06 RESULTS (24-8)

93	UC Irvine.....	84
91	Texas Southern •.....	62
67	Stanford.....	89
64	Utah Valley St.....	72
56	San Diego.....	50
68	Cal St. Fullerton •.....	50
67	UC Riverside •.....	50
52	Arizona St. •.....	68
81	Arizona •.....	70
73	San Francisco.....	53
67	Texas Tech.....	77
64	Santa Clara •.....	46
60	Utah St.....	58
68	New Mexico St. •.....	52
67	Louisiana Tech •.....	58
76	Idaho.....	57
77	Hawaii •.....	52
77	New Mexico St.....	61
61	Louisiana Tech.....	70
81	Boise St. •.....	64
68	Idaho •.....	44
69	Hawaii.....	62
63	San Jose St.....	41
67	Nevada.....	68
77	San Jose St. •.....	60
65	Boise St.....	55
70	Utah St. •.....	52
73	Nevada •.....	48
66	New Mexico St. †.....	74
78	UC Santa Barb. •.....	59
77	UNLV •.....	57
61	Kansas St.....	64

Nickname: Bulldogs
 Colors: Red & Blue
 Arena: Save Mart Center
 Capacity: 16,116; Year Built: 2002
 AD: Thomas C. Boeh
 SID: Brian Risso

FROSTBURG ST.

Frostburg, MD 21532-1099III

Coach: Jody Pepple,
 Alderson-Broaddus 1989

2005-06 RESULTS (18-10)

73	Rutgers-Camden •.....	58
79	Misericordia •.....	67
64	Villa Julie.....	59
70	Pitt-Bradford •.....	64

69 Penn St.-Behrend •.....	53
67 Bethany (W.V.).....	70
71 Hood †.....	54
54 Scranton.....	65
77 Lake Erie.....	62
68 La Roche.....	51
78 Hilbert •.....	45
65 Medaille •.....	78
67 Penn St.-Altoona.....	39
69 Pitt.-Greensburg.....	71
88 Mt. Aloysius •.....	62
56 Penn St.-Behrend.....	69
62 Pitt.-Bradford.....	53
81 Penn St.-Altoona •.....	49
53 La Roche •.....	44
64 Lake Erie •.....	53
89 Mt. Aloysius.....	66
51 Medaille.....	63
70 Hilbert.....	49
56 Mary Washington.....	92
74 Pitt.-Greensburg •.....	77
90 Hilbert •.....	61
62 Pitt.-Greensburg †.....	66
38 Johns Hopkins.....	56

Nickname: Bobcats
 Colors: Red, White & Black
 Arena: Bobcat Arena
 Capacity: 3,600; Year Built: 1977
 AD: Ralph L. Brewer
 SID: Noah Becker

FURMAN

Greenville, SC 29613I

Coach: Sam L. Dixon, Wooster 1979

2005-06 RESULTS (10-20)

98 Kennesaw St. •.....	95
63 Arizona †.....	96
74 Alas. Anchorage.....	54
55 Clemson •.....	82
67 Coastal Caro.....	71
61 American •.....	48
62 UNC Asheville.....	66
65 Davidson •.....	61
42 Auburn •.....	86
86 Md.-East. Shore †.....	81
58 Maryland.....	92
67 Appalachian St.....	60
73 Ga. Southern •.....	62
66 UNC Greensboro •.....	69
50 Col. of Charleston.....	52
69 Wofford.....	70
65 Chattanooga •.....	75
73 Western Caro.....	79
56 Elon.....	61
48 Ga. Southern.....	65
44 Appalachian St. •.....	58
48 UNC Greensboro.....	72
64 Col. of Charleston •.....	55
69 Wofford •.....	53
44 Chattanooga.....	67
49 Western Caro. •.....	63
47 Elon •.....	50
58 Davidson.....	65
66 Col. of Charleston †.....	63
51 Chattanooga †.....	70

Nickname: Lady Paladins
 Colors: Purple & White
 Arena: Timmons Arena
 Capacity: 5,000; Year Built: 1997
 AD: Gary Clark
 SID: Teri Brinkman

GALLAUDET

Washington, DC 20002-3695 ..III

Coach: Kitty Baldrige, Indiana 1970

2005-06 RESULTS (3-23)

38 Dickinson.....	79
52 Goucher †.....	56

56 Trinity (D.C.) •.....	55
53 John Jay.....	51
40 Heidelberg •.....	75
59 Salisbury •.....	94
54 Goucher.....	76
29 Villa Julie.....	60
55 Wilson.....	59
44 Lycoming.....	71
50 Misericordia †.....	59
39 Mary Washington •.....	96
36 Marymount (Va.).....	79
44 McDaniel •.....	83
58 St. Mary's (Md.).....	85
33 Catholic.....	75
54 York (Pa.).....	87
66 Goucher.....	79
72 Christendom.....	52
41 Salisbury.....	65
40 Mary Washington.....	84
62 St. Mary's (Md.) •.....	75
49 Marymount (Va.) •.....	84
52 York (Pa.).....	81
37 Catholic.....	65
47 Mary Washington.....	95

Nickname: Bison
 Colors: Buff & Blue
 Arena: Fieldhouse
 Capacity: 1,500; Year Built: 1984
 AD: James De Stefano
 SID: Jeremy Bunblasky

GANNON

Erie, PA 16541-0001II

Coach: Cleve Wright, Berea 1989

2005-06 RESULTS (14-15)

80 Slippery Rock •.....	70
62 St. Joseph's (Ind.).....	65
64 Indianapolis †.....	78
54 California (Pa.) †.....	60
59 Indiana (Pa.).....	71
69 Clarion †.....	67
62 Wayne St. (Mich.) •.....	66
66 Hillsdale.....	74
61 Glenville St. •.....	67
85 West Va. Wesleyan •.....	77
79 NYIT •.....	63
77 Daemen •.....	73
66 Ashland.....	69
68 Findlay.....	60
85 Saginaw Valley •.....	63
78 Northwood •.....	52
54 Lake Superior St.....	70
68 Ferris St.....	80
51 Grand Valley St.....	68
83 Mercyhurst.....	74
79 Michigan Tech •.....	84
73 Northern Mich. •.....	47
53 Hillsdale.....	62
82 Wayne St. (Mich.).....	69
91 Ashland •.....	89
64 Findlay •.....	69
75 Mercyhurst •.....	68
84 Hillsdale.....	78
57 Grand Valley St. †.....	73

Nickname: Lady Knights
 Colors: Maroon & Gold
 Arena: Hammermill Center
 Capacity: 2,800; Year Built: 1949
 AD: Bill Elias
 SID: Dan Teliski

GARDNER-WEBB

Boiling Springs, NC 28017I

Coach: Rick Reeves, Indiana St. 1981

2005-06 RESULTS (14-16)

57 Florida Int'l †.....	65
67 Md.-East. Shore †.....	77
46 UNC Asheville •.....	58

60 High Point •.....	73
57 Wofford •.....	64
62 Stetson •.....	53
74 Mercer •.....	49
54 Army.....	67
68 South Carolina St.....	61
59 Campbell •.....	71
50 Belmont.....	63
51 Lipscomb.....	52
64 Jacksonville •.....	52
74 North Fla. •.....	58
69 Kennesaw St.....	43
72 East Tenn. St.....	68
66 Campbell.....	54
55 Fla. Atlantic •.....	64
42 North Fla.....	57
53 Jacksonville.....	65
59 Lipscomb •.....	47
70 Belmont.....	85
59 Stetson.....	67
77 Mercer.....	74
64 Fla. Atlantic.....	70
91 Kennesaw St. •.....	88
74 East Tenn. St. •.....	50
71 Campbell †.....	65
72 Belmont †.....	60
63 Fla. Atlantic †.....	74

Nickname: Runnin' Bulldogs
 Colors: Scarlet, White & Black
 Arena: Paul Porter Arena
 Capacity: 5,500; Year Built: 1982
 AD: Chuck Burch
 SID: Seth Mikel

GENESEEO ST.

Geneseo, NY 14454III

Coach: Kris Ruffo, South Carolina 1992

2005-06 RESULTS (17-11)

63 York (N.Y.).....	54
59 Baruch.....	69
94 Utica/Rome •.....	50
67 Oswego St.....	79
76 Plattsburgh St.....	71
57 Alfred.....	51
49 St. John Fisher •.....	55
80 Staten Island †.....	75
67 Marymount (Va.).....	63
73 Nazareth.....	66
35 Rochester.....	78
47 Roberts Wesleyan †.....	64
44 Oneonta St.....	74
74 New Paltz St.....	53
62 Buffalo St. •.....	59
51 Cortland St. •.....	68
68 Utica/Rome.....	52
62 Fredonia St. •.....	53
56 Plattsburgh St. •.....	36
68 Potsdam St. •.....	60
51 Buffalo St.....	49
64 Oneonta St. •.....	76
66 New Paltz St. •.....	49
69 Brockport St.....	62
46 Cortland St.....	73
63 Fredonia St. •.....	51
53 Cortland St. †.....	61
44 Elmira.....	63

Nickname: Blue Knights
 Colors: Navy Blue & White
 Arena: Kuhl Gymnasium
 Capacity: 3,000; Year Built: 1973
 AD: Marilyn Moore
 SID: George Gagnier

GEORGE FOX

Newberg, OR 97132-2697III

Coach: Scott Rueck, Oregon St. 1991

2005-06 RESULTS (19-6)

69 Southern Ore. †.....	48
-------------------------	----

67 Oregon Tech.....	57
87 La Verne †.....	54
65 Cal Lutheran †.....	54
58 Whitworth •.....	42
64 Whitman •.....	48
86 Cascade •.....	55
100 Western Ore. •.....	72
47 Western Ore.....	34
82 Hope Int'l.....	69
74 Biola.....	73
61 Puget Sound.....	85
69 Pacific (Ore.).....	50
75 Linfield.....	43
63 Lewis & Clark.....	46
84 Pacific Lutheran •.....	85
76 Willamette.....	48
57 Whitworth.....	66
58 Whitman.....	62
44 Puget Sound •.....	59
74 Pacific (Ore.) •.....	65
54 Linfield •.....	53
77 Lewis & Clark •.....	61
57 Pacific Lutheran.....	75
92 Willamette •.....	48

Nickname: Bruins
 Colors: Navy & Gold
 Arena: Miller Gymnasium
 Capacity: 2,500; Year Built: 1977
 AD: Craig Taylor
 SID: Blair Cash, SID

GEORGE MASON

Fairfax, VA 22030I

Coach: Debbie Taneyhill,
 George Mason 1992

2005-06 RESULTS (12-17)

75 Mt. St. Mary's •.....	64
71 Howard •.....	49
36 Auburn †.....	77
66 Arkansas St. †.....	74
68 Miami (Fla.).....	61
63 Delaware •.....	74
62 Penn St. •.....	68
64 Brown.....	59
33 Maryland •.....	70
69 Siena.....	78
50 James Madison •.....	68
55 Va. Commonwealth.....	57
51 UNC Wilmington.....	64
70 William & Mary •.....	51
55 Old Dominion.....	71
36 Drexel.....	38
47 Delaware.....	67
67 Hofstra.....	65
76 Northeastern •.....	65
58 William & Mary.....	55
33 Old Dominion •.....	81
67 Northeastern.....	58
39 James Madison.....	67
54 Va. Commonwealth •.....	58
83 Georgia St.....	70
50 Towson •.....	45
48 UNC Wilmington.....	61
74 Va. Commonwealth •.....	60
50 Old Dominion •.....	66

Nickname: Patriots
 Colors: Green & Gold
 Arena: Patriot Center
 Capacity: 10,000; Year Built: 1985
 AD: Thomas J. O'Connor
 SID: Maggie Walsh

GEORGE WASHINGTON

Washington, DC 20052I

Coach: Joe McKeown, Kent St. 1979

2005-06 RESULTS (23-9)

53 Virginia •.....	66
49 Purdue •.....	47

54	Texas †	59
68	Villanova	60
43	Tennessee •	59
77	Stony Brook •	55
76	SMU •	58
57	Maine •	47
88	Yale •	37
71	North Carolina St.	76
63	Sacramento St. •	42
75	Dayton •	64
64	St. Joseph's	56
58	Temple •	41
64	Xavier •	58
72	Rhode Island	54
53	Massachusetts	55
67	Fordham •	34
70	Richmond	59
62	Xavier	67
84	St. Louis •	46
63	Duquesne	56
62	St. Bonaventure •	41
67	La Salle •	49
63	Richmond •	67
55	Temple	50
69	Charlotte •	65
61	Richmond †	51
53	St. Joseph's	51
54	Temple †	59
87	Old Dominion	72
53	Tennessee †	66

Nickname: Colonials
 Colors: Buff & Blue
 Arena: Charles E. Smith Center
 Capacity: 5,000; Year Built: 1975
 AD: Jack E. Kvanzc
 SID: Lars V. Thorn

GEORGETOWN

Washington, DC 20057-1121I

Coach: Terri Williams-Flournoy,
 Penn St. 1991

2005-06 RESULTS (10-17)

67	Savannah St.	59
68	Mt. St. Mary's •	60
51	North Dakota St. †	64
77	Lipscomb †	45
62	Fordham	68
59	Appalachian St. •	44
47	Kentucky	63
43	Delaware	65
64	American •	60
71	Fla. Atlantic	62
69	Clemson •	56
38	Connecticut	80
54	St. John's (N.Y.) •	74
79	Providence •	67
54	West Virginia	65
68	Louisville	89
52	Notre Dame •	54
68	Cincinnati	87
51	Rutgers •	65
62	Pittsburgh	79
64	Seton Hall •	52
58	Syracuse	51
58	DePaul •	64
60	Marquette	67
47	Cincinnati •	63
50	Villanova	67
57	South Fla. •	71

Nickname: Hoyas
 Colors: Blue & Gray
 Arena: McDonough Gym
 Capacity: 2,400; Year Built: 1950
 AD: Bernard Muir
 SID: Renee Carter

GEORGIA

Athens, GA 30602-1661I

Coach: Andy Landers,
 Tennessee Tech 1974

2005-06 RESULTS (23-9)

72	Baylor †	84
92	Santa Clara •	91
80	TCU	51
64	UCLA †	84
89	Loyola Marymount	58
90	Middle Tenn.	72
72	Georgia Tech •	66
97	Iona •	60
106	Savannah St. •	34
66	Temple	69
97	Memphis	44
81	Tenn.-Martin	47
84	Mississippi	70
89	Florida •	70
85	Tennessee	94
74	Miami (Fla.) †	59
81	Mississippi St. •	42
64	LSU •	65
74	South Carolina	65
92	Florida	55
91	Kentucky •	57
84	Alabama •	59
61	LSU	68
55	Tennessee •	58
83	Vanderbilt	61
86	Arkansas	80
74	Auburn •	61
69	Vanderbilt †	47
79	Tennessee †	89
75	Marist †	60
73	Hartford †	54
75	Connecticut †	77

Nickname: Lady Bulldogs
 Colors: Red & Black
 Arena: Stegeman Coliseum
 Capacity: 10,523; Year Built: 1963
 AD: Damon Evans
 SID: Mike Mobley

GC&SU

Milledgeville, GA 31061II

Coach: John Carrick, GC&SU 1974

2005-06 RESULTS (17-14)

47	N.C. Central †	67
64	Winston-Salem	58
84	Paine •	63
62	Columbus St. •	52
56	Clayton St.	81
74	Augusta St.	69
62	Rollins •	71
87	Shaw •	81
77	Stillman †	48
67	Caldwell †	62
53	UNC Pembroke •	64
73	Francis Marion	74
73	S.C. Upstate	81
84	Lander •	65
56	S.C.-Aiken •	68
66	Columbus St.	64
62	Clayton St. •	68
79	S.C.-Aiken	57
61	Augusta St. •	40
63	Armstrong Atlantic •	62
54	UNC Pembroke	57
60	Francis Marion •	51
72	S.C. Upstate •	69
61	Armstrong Atlantic	75
45	Lander	48
63	Armstrong Atlantic †	60
67	Clayton St. †	61
89	Francis Marion †	83
48	N.C. Central †	51

Nickname: Lady Bobcats
 Colors: Navy Blue & Hunter Green
 Arena: Centennial Center
 Capacity: 4,071; Year Built: 1989
 AD: Stan Aldridge
 SID: Brad Muller

GA. SOUTHERN

Statesboro, GA 30460-8086I

Coach: Rusty Cram,
 Louisiana Tech 1985

2005-06 RESULTS (11-18)

57	Florida St.	82
58	Middle Tenn.	80
44	Louisville †	88
73	South Carolina	66
66	Col. of Charleston	79
85	Centenary (La.)	79
71	Troy	74
71	Alabama	76
59	South Ala.	75
57	Southern U. †	53
82	Wofford	63
62	Furman	73
64	Elon •	58
74	UNC Greensboro •	63
52	Davidson	71
72	Western Caro.	70
75	Appalachian St.	78
48	Chattanooga •	65
65	Furman	48
80	Wofford •	73
48	Elon	58
62	UNC Greensboro	72
52	Davidson •	67
62	Western Caro. •	65
73	Appalachian St. •	78
60	Chattanooga	81
65	Col. of Charleston •	61
77	Wofford †	66
56	UNC Greensboro †	68

Nickname: Eagles
 Colors: Blue & White
 Arena: Hanner Fieldhouse
 Capacity: 4,358; Year Built: 1969
 AD: Samuel Q. Baker
 SID: Matt Horne

GEORGIA ST.

Atlanta, GA 30302-3975I

Coach: Lea Henry, Tennessee 1983

2005-06 RESULTS (9-20)

56	Birmingham-So. †	55
59	Samford	62
51	Georgia Tech •	60
51	Middle Tenn.	69
85	Norfolk St. •	53
76	Savannah St.	52
64	Hampton •	59
71	Mississippi Val. •	44
56	Davidson •	63
61	William & Mary •	75
48	UNC Wilmington •	62
60	Va. Commonwealth	69
89	Towson	65
61	Northeastern •	64
49	Hofstra •	74
56	Drexel	58
54	Northeastern	58
49	Delaware •	70
78	Towson •	69
68	Hofstra	84
50	Old Dominion	89
50	William & Mary	78
54	UNC Wilmington	47
70	George Mason •	83
54	James Madison	79

80	Va. Commonwealth •	82
56	Old Dominion •	82
81	William & Mary †	66
77	Hofstra †	86

Nickname: Lady Panthers
 Colors: Blue & White
 Arena: GSU Sports Arena
 Capacity: 5,000; Year Built: 1972
 AD: Mary A. McElroy
 SID: Carlton D. White

GEORGIA TECH

Atlanta, GA 30332-0455I

Coach: MaChelle Joseph, Purdue 1992

2005-06 RESULTS (14-15)

68	UAB	55
74	Ark.-Pine Bluff •	36
66	Col. of Charleston •	50
68	Appalachian St. •	45
60	Georgia St.	51
66	Georgia	72
56	San Diego •	51
54	Tulsa •	38
81	Longwood •	41
69	Troy •	43
76	Alabama St. •	46
57	Massachusetts •	43
63	Miami (Fla.) •	75
63	Clemson	72
59	Duke •	67
62	Kentucky †	66
56	North Carolina	85
66	Wake Forest •	61
71	Maryland	79
83	Clemson •	64
54	Florida St. •	59
56	North Carolina •	75
55	Boston College	57
53	North Carolina St.	65
54	Virginia Tech •	70
51	Virginia	57
85	Miami (Fla.)	90
79	Miami (Fla.) †	62
66	Maryland †	71

Nickname: Yellow Jackets
 Colors: Old Gold & White
 Arena: Alexander Mem. Coliseum
 Capacity: 9,191; Year Built: 1956
 AD: Dan Radakovich
 SID: Cheryl Watts

GEORGIAN COURT

Lakewood, NJ 08701-2697II

Coach: Brad Campbell, Salisbury

2005-06 RESULTS (7-20)

61	Queens (N.Y.) •	87
50	East Stroudsburg	74
56	Felician	69
53	Holy Family	92
71	Caldwell •	63
52	Bloomfield	77
57	NJIT	74
87	Columbia Union	75
53	Phila. Sciences •	64
76	Post •	78
79	Goldkey-Beacom •	67
44	Dominican (N.Y.)	89
68	Nyack	82
53	Philadelphia U. •	74
43	Wilmington (Del.)	55
42	Holy Family •	85
69	Felician •	55
59	Caldwell	57
62	Phila. Sciences	75
65	Post	74
67	Wilmington (Del.) •	49

45 Philadelphia U.	72
57 Bloomfield •	89
50 Dominican (N.Y.) •	59
68 Goldey-Beacom	78
58 NJIT	76
57 Nyack •	53

Nickname: Lions
 Colors: Blue & Gold
 Arena: Casino
 Capacity: 500; Year Built: 1899
 AD: Laura Liesman
 SID: David Pizzuto

GETTYSBURG

Gettysburg, PA 17325-1668III

Coach: Mike Kirkpatrick,
 Pitt-Johnstown 1976

2005-06 RESULTS (15-11)

64 Wesleyan (Conn.) †	60
58 North Park †	63
59 Gwynedd-Mercy †	75
71 Frank. & Marsh. •	62
73 Bryn Mawr •	49
56 Ursinus	58
69 McDaniel	72
78 Haverford •	57
55 Penn St.-Behrend †	49
59 Rhodes †	78
66 Carnegie Mellon •	54
82 Gwynedd-Mercy •	88
69 Washington (Md.) •	53
68 Bryn Mawr	60
71 Swarthmore •	53
74 Haverford	60
48 Dickinson	45
64 McDaniel •	67
38 Muhlenberg	52
75 Frank. & Marsh.	67
81 Washington (Md.)	79
62 Ursinus •	42
71 Swarthmore	57
59 Johns Hopkins •	63
47 Dickinson •	56
63 McDaniel	79

Nickname: Bullets
 Colors: Orange & Blue
 Arena: Bream Gymnasium
 Capacity: 3,000; Year Built: 1962
 AD: David Wright
 SID: Matt Daskivich

GLENVILLE ST.

Glenville, WV 26351II

Coach: Steve Harold, Glenville St. 87

2005-06 RESULTS (30-3)

65 Pitt-Johnstown †	57
65 Findlay	54
65 West Chester †	39
69 Clarion †	39
55 California (Pa.) †	48
67 Gannon	61
66 C.W. Post †	46
69 Edinboro	59
91 Ohio Valley	52
64 Fairmont St.	46
77 Wheeling Jesuit •	67
93 Salem Int'l •	44
72 Pitt-Johnstown	52
96 Concord	63
87 West Virginia St.	68
77 Charleston (W.V.) •	85
89 Bluefield St.	62
82 West Va. Tech.	66
74 West Liberty St. •	58
88 Shepherd	45
103 Davis & Elkins •	58
80 West Va. Wesleyan •	37
107 Alderson-Broaddus	73

78 Shepherd •	58
85 West Va. Wesleyan	67
91 Davis & Elkins	42
101 Alderson-Broaddus •	67
89 West Virginia St. †	61
69 West Liberty St. †	52
59 Charleston (W.V.) †	81
79 Barton †	52
94 Anderson (S.C.) †	76
58 Charleston (W.V.)	68

Nickname: Lady Pioneers
 Colors: Royal Blue & White
 Arena: Jesse R. Lilly Gymnasium
 Capacity: 1,400; Year Built: 1951
 AD: Steven Harold
 SID: Dwaine Osborne

GOLDEY-BEACOM

Wilmington, DE 19808.....II

Coach: Jennifer Smith, Millersville 2002

2005-06 RESULTS (6-22)

51 East Stroudsburg	66
86 Wilmington (Del.) •	81
69 NJIT •	76
45 Philadelphia U.	84
69 Phila. Sciences •	85
62 Bloomfield •	91
49 Mansfield •	58
70 Clarion	83
81 Post	86
67 Georgian Court	79
54 Holy Family	84
77 Felician •	70
73 Dominican (N.Y.) •	87
64 Nyack	44
58 Caldwell	75
56 Nyack •	49
55 NJIT	68
69 Post •	68
40 Holy Family •	106
52 Caldwell •	62
65 Wilmington (Del.)	66
68 Phila. Sciences	85
63 Bloomfield	73
60 Philadelphia U. •	97
78 Georgian Court •	68
53 Dominican (N.Y.)	67
65 Felician	83
53 Holy Family	76

Nickname: Lady Lightning
 Colors: Navy, Gold & White
 Arena: MBNA America Hall Gymnasium
 Capacity: 1,000; Year Built: 1998
 AD: Chris Morgan
 SID: Jennifer Smith

GONZAGA

Spokane, WA 99258-0066.....I

Coach: Kelly Graves, New Mexico 1988

2005-06 RESULTS (16-14)

61 San Jose St.	69
54 Eastern Wash. •	51
50 Maryland †	88
65 Tennessee †	79
45 Michigan St. †	60
62 Idaho	69
92 Northwestern St. †	68
69 Northern Colo. †	48
54 Sacramento St.	73
54 Utah	81
60 Montana •	72
52 Denver	60
68 San Jose St. •	53
51 Utah Valley St.	60
81 Portland St. •	57
70 Santa Clara •	60
56 St. Mary's (Cal.) •	42
58 Pepperdine	59

46 Loyola Marymount	75
81 San Diego •	66
54 San Francisco •	42
67 Portland •	60
52 Santa Clara	74
68 St. Mary's (Cal.)	58
46 Portland	41
53 Loyola Marymount •	43
55 Pepperdine •	38
58 San Diego	51
71 San Francisco	53
67 San Francisco •	75

Nickname: Bulldogs
 Colors: Blue, White & Red
 Arena: McCarthy Athletic Center
 Capacity: 6,000; Year Built: 2004
 AD: Michael L. Roth
 SID: Rich Moser

GORDON

Wenham, MA 01984-1899III

Coach: Jeannine Cavallaro, Gordon 93

2005-06 RESULTS (7-18)

42 Maine Maritime †	68
69 St. Joseph's (Me.) †	60
44 Tufts	64
50 Clark (Mass.) •	69
56 Salve Regina •	68
54 Endicott	58
54 Salem St.	65
51 Staten Island	71
43 Emerson †	51
60 Eastern Nazarene	44
67 Colby-Sawyer •	81
57 New England	73
38 Colby •	50
64 Roger Williams •	54
50 New England Col.	53
55 Wentworth Inst. •	49
42 Endicott •	56
39 Anna Maria	54
51 Colby-Sawyer	63
67 Regis (Mass.) •	54
51 New England Col. •	60
61 Nichols	62
55 New England •	63
53 Wentworth Inst.	51
65 Curry •	62

Nickname: Fighting Scots
 Colors: Blue & White
 Arena: Bennett Center
 Capacity: 2,000; Year Built: 1996
 AD: Joe Hakes
 SID: Kevin Dugan

GOUCHER

Baltimore, MD 21204-2794.....III

Coach: Didi Cotton, Goucher 1996

2005-06 RESULTS (6-15)

53 Moravian †	92
56 Gallaudet †	52
54 York (Pa.)	73
76 Gallaudet	54
78 Notre Dame (Md.)	76
67 Neumann •	63
65 Rutgers-Camden •	58
55 Villa Julie	59
66 Salisbury	76
61 Catholic •	65
46 Mary Washington •	87
44 Marymount (Va.)	56
59 St. Mary's (Md.)	78
79 Gallaudet •	66
51 York (Pa.) •	68
68 Salisbury •	78
49 Mary Washington	85
49 Catholic	75
51 St. Mary's (Md.) •	70

61 Marymount (Va.) •	67
54 Catholic	67

Nickname: Gophers
 Colors: Blue & Gold
 Arena: Goucher Sports Rec. Ctr.
 Capacity: 1,200; Year Built: 1991
 AD: Geoffrey Miller
 SID: Mike Sanders

GRAMBLING

Grambling, LA 71245I

Coach: David Ponton, Southern U. 1985

2005-06 RESULTS (11-15)

61 Nicholls St. †	54
91 Hampton •	80
69 Arkansas	88
68 McNeese St.	67
55 Louisiana Tech	84
61 Fort Valley St. •	54
40 Nebraska	69
69 Alabama St. •	79
53 Alabama A&M •	62
54 Southern U.	55
73 Alcorn St.	71
62 Texas Southern •	76
70 Prairie View •	75
66 Jackson St.	61
76 Ark.-Pine Bluff	75
48 Mississippi Val.	71
63 Southern U. •	54
57 Alcorn St. •	71
79 Texas Southern	71
73 Prairie View	79
62 Jackson St. •	80
81 Ark.-Pine Bluff •	71
73 Mississippi Val. •	79
77 Alabama St.	78
73 Alabama A&M	68
76 Southern U. †	84

Nickname: Lady Tigers
 Colors: Black & Gold
 Arena: Men's Memorial Gym
 Capacity: 4,500; Year Built: 1954
 AD: Willie E. Jeffries
 SID: Peter Forest

GRAND CANYON

Phoenix, AZ 85017II

Coach: Craig Wiginton, Oklahoma
 1978

2005-06 RESULTS (4-22)

53 N.M. Highlands	72
71 Cal St. Bakersfield •	97
80 Cal Poly Pomona •	86
72 Cal St. Monterey Bay •	62
56 St. Martin's †	65
65 Western Wash.	82
47 Cal St. Chico	68
57 Alas. Fairbanks •	84
65 Alas. Fairbanks •	69
87 Cal Poly Pomona	80
68 Cal St. Bakersfield †	105
66 UC San Diego •	75
68 Cal St. San B'dino	82
64 Cal St. San B'dino	72
63 Central Ark. •	73
72 Molloy •	64
69 Central Ark.	75
65 Western Wash. •	90
85 S'western (Ariz.) •	20
56 Neb.-Omaha	87
46 Minn. St. Moorhead	90
43 Utah Valley St.	56
38 Northwest Nazarene	78
65 Northwest Nazarene	71
61 Central Wash.	85
70 UC San Diego	92

Nickname: Antelopes
 Colors: Purple, Black & White
 Arena: Antelope Gymnasium
 Capacity: 2,000; Year Built: 1994
 AD: Keith Baker
 SID: Vincent Brieds

GRAND VALLEY ST.

Allendale, MI 49401II

Coach: Dawn Plitzuweit,
 Michigan Tech 1995

2005-06 RESULTS (33-3)

81 Calvin •	48
69 Drury	76
74 Southern Ark. †	61
74 Marygrove •	47
63 Lewis •	66
72 Aquinas	50
82 Saginaw Valley	47
75 Northwood •	54
75 Ferris St.	55
78 Mercyhurst •	41
60 Valdosta St. †	39
67 Dominican (N.Y.) †	50
84 Wis.-Parkside •	46
58 Michigan Tech	64
81 Northern Mich.	55
63 Lake Superior St. •	47
60 Northern Mich. •	39
68 Gannon •	51
73 Wayne St. (Mich.)	51
74 Ashland	59
65 Lake Superior St.	63
74 Northwood	60
70 Findlay •	39
60 Michigan Tech •	39
55 Hillsdale	41
66 Saginaw Valley •	58
69 Ferris St. •	53
79 Ferris St. •	47
73 Gannon †	57
76 Ashland •	58
87 Ashland †	59
91 Northern Ky. †	70
91 Drury	76
74 Charleston (W.V.) †	59
76 Cal St. Chico †	63
58 American Int'l †	52

Nickname: Lakers
 Colors: Blue, Black & White
 Arena: Grand Valley Field House
 Capacity: 4,010; Year Built: 1982
 AD: Tim W. Selgo
 SID: Adrienne Lubeck

GREEN MOUNTAIN

Poultney, VT 05764II

Coach: Jen Heath, Castleton St. 2000

2005-06 RESULTS (9-16)

37 Plattsburgh St.	66
29 Colby-Sawyer †	74
85 Southern Vt.	38
47 New England Col.	67
44 Norwich	73
75 Newbury †	67
69 Paul Smith	50
26 Middlebury •	67
45 Skidmore	70
64 Fisher •	36
42 St. Joseph's (Me.) †	52
62 Fisher •	30
75 Lyndon St. •	66
43 Briardcliffe	75
54 Johnson St. •	75
39 Mitchell	76
68 Fisher	36
55 Mass. Liberal Arts •	66
57 Mitchell •	70

77 LIFE Bible •	41
61 Vermont Tech	48
50 Castleton St.	77
62 Lyndon St.	67
46 Meredith †	73
40 Lincoln (Pa.) †	83

Nickname: Eagles
 Colors: Green & Gold
 AD: Jamey Ventura
 SID: To be named

GREENSBORO

Greensboro, NC 27401-1875III

Coach: Jason Tuggle,
 UNC Greensboro 1997

2005-06 RESULTS (22-8)

77 Flagler †	70
79 Piedmont	82
68 Guilford †	52
99 Emory & Henry •	89
65 Apprentice	76
85 Mary Baldwin	62
38 Davidson	79
57 Chowan	63
57 Apprentice •	59
104 Salem •	28
76 Methodist •	67
67 Averett	50
65 Ferrum •	49
83 N.C. Wesleyan •	39
69 Bennett •	47
87 Peace •	55
84 Shenandoah	67
59 Chris. Newport	70
61 Methodist	56
59 Averett •	64
70 Ferrum	55
83 N.C. Wesleyan	60
65 Peace	56
74 Chris. Newport •	52
71 Shenandoah •	68
85 N.C. Wesleyan •	51
65 Peace †	36
74 Ferrum †	65
93 Moravian †	80
61 Randolph-Macon	75

Nickname: The Pride
 Colors: Green, White & Silver
 Arena: Hanes Gymnasium
 Capacity: 850; Year Built: 1964
 AD: Kim A. Strable
 SID: Bob Lowe

GREENVILLE

Greenville, IL 62246III

Coach: Roy Mulholland, Greenville 1986

2005-06 RESULTS (7-18)

57 Wis. Lutheran	77
52 Simpson †	81
63 St. Louis Pharmacy •	39
44 Lincoln Chrst.	51
39 SIU Edwardsville	74
57 Eureka	66
41 Anderson (Ind.) †	54
52 Eureka •	66
65 Rockford	84
39 Illinois Col.	81
53 Fontbonne	65
47 Maryville (Mo.) •	94
68 Westminster (Mo.)	64
65 Blackburn	58
72 MacMurray •	74
78 Principia	73
53 Webster •	66
52 Fontbonne •	68
49 Maryville (Mo.)	67
52 Westminster (Mo.) •	41
53 Blackburn •	67

72 St. Mary-Woods •	63
38 MacMurray	68
79 Principia •	65
47 Webster	73

Nickname: Lady Panthers
 Colors: Orange & Black
 Arena: H.J. Long Gymnasium
 Capacity: 2,000; Year Built: 1960
 AD: Doug Faulkner
 SID: B.J. Schneck

GRINNELL

Grinnell, IA 50112III

Coach: Andy Hamilton, Grinnell 1985

2005-06 RESULTS (9-14)

77 Central (Iowa) •	70
78 Ashford †	57
63 St. Ambrose †	75
66 Beloit •	43
61 Ripon	76
67 Luther •	82
62 Cornell College •	54
60 Dana	67
63 Illinois Col. •	55
57 Monmouth (Ill.)	74
77 Lawrence	83
39 St. Norbert	48
63 Loras •	62
65 Lake Forest •	73
77 Knox	60
48 Carroll (Wis.) •	64
54 Lawrence •	61
73 Monmouth (Ill.) •	63
60 Ripon	77
45 Beloit	65
73 Illinois Col.	79
63 Knox •	59
60 Lake Forest	75

Nickname: Pioneers
 Colors: Scarlet & Black
 Arena: Darby Gym
 Capacity: 1,250; Year Built: 2005
 AD: Dee Fairchild
 SID: Jordan Gizzarelli

GROVE CITY

Grove City, PA 16127-2104III

Coach: Melissa Lamie, Calvin 1992

2005-06 RESULTS (7-19)

42 Messiah	90
69 Alvernia †	63
48 Mount Union •	69
47 Denison	58
64 Case Reserve •	60
62 Manchester •	64
43 Carnegie Mellon	66
52 Penn St.-Behrend	71
49 Buffalo St. †	60
72 Allegheny	60
56 Pitt.-Greensburg •	64
57 Juniata	79
53 La Roche •	40
51 Westminster (Pa.) •	42
57 Waynesburg •	48
56 Thomas More	74
38 Thiel •	56
57 Bethany (W.V.)	66
45 Wash. & Jeff.	58
46 Westminster (Pa.)	57
45 Thomas More •	49
65 Thiel	62
61 Waynesburg	78
48 Bethany (W.V.) •	60
60 Wash. & Jeff. •	71
59 Thomas More	72

Nickname: Lady Wolverines
 Colors: Crimson and White

Arena: College Arena
 Capacity: 1,800; Year Built: 1953
 AD: Donald L. Lyle
 SID: Joe Klimchak

GUILFORD

Greensboro, NC 27410-4173III

Coach: Stephanie Flamini,
 West Chester 94

2005-06 RESULTS (11-16)

32 Elon	83
52 Greensboro †	68
56 Chris. Newport	71
61 Waynesburg †	66
64 Thiel †	46
84 Hollins •	40
53 Wash. & Lee	73
104 Emory & Henry •	95
45 Randolph-Macon	82
69 Va. Wesleyan	82
44 Roanoke	65
63 East. Mennonite	70
61 Bridgewater (Va.) •	77
96 Emory & Henry	92
79 Lynchburg	65
77 Rand.-Macon Woman's •	67
45 Randolph-Macon •	82
79 Va. Wesleyan •	64
78 Hollins	63
52 Bridgewater (Va.)	87
53 East. Mennonite	66
52 Rand.-Macon Woman's	54
64 Roanoke •	58
63 Wash. & Lee •	56
55 Lynchburg •	58
71 East. Mennonite †	47
63 Randolph-Macon †	85

Nickname: Quakers
 Colors: Crimson & Gray
 Arena: Ragan-Brown Field House
 Capacity: 2,500; Year Built: 1980
 AD: Marion Kirby
 SID: Dave Walters

GUST. ADOLPHUS

Saint Peter, MN 56082-1498III

Coach: Mickey Haller,
 Phillips (Okla.) 1989

2005-06 RESULTS (19-7)

78 Wartburg	70
51 Luther †	83
73 St. Scholastica †	60
55 Hamline •	51
52 Concordia-M'head •	54
72 St. Catherine •	68
53 St. Thomas (Minn.) •	67
67 Carleton •	58
70 St. Mary's (Minn.)	58
78 Bethel (Minn.) •	63
82 St. Olaf •	55
75 Augsburg	64
71 St. Benedict	70
79 Hamline	64
63 Concordia-M'head	65
81 St. Catherine	49
51 St. Thomas (Minn.)	32
53 Carleton	57
72 St. Mary's (Minn.) •	37
73 Bethel (Minn.)	71
75 St. Olaf	50
67 Augsburg •	44
51 Macalester •	23
60 St. Benedict •	70
62 Bethel (Minn.) •	52
55 Concordia-M'head	63

Nickname: Golden Gusties
 Colors: Black & Gold
 Arena: Gus Young Court

Capacity: 3,000; Year Built: 1984
 AD: Alan Molde
 SID: Tim Kennedy

GWYNEDD-MERCY

Gwynedd Valley, PA 19437-0901.....III

Coach: Keith Mondillo, Arcadia 1993

2005-06 RESULTS (25-4)

66	Trinity (Tex.) †	61
65	Marymount (Va.)	81
75	Gettysburg †	59
60	Wesley	57
81	Eastern	40
61	Misericordia •	53
73	King's (Pa.) •	63
72	McDaniel •	78
77	Washington (Md.) †	60
88	Gettysburg	82
82	Marywood	40
76	Alvernia •	63
83	Immaculata •	59
59	Albright	65
81	Cedar Crest	27
79	DeSales	60
64	Marywood •	41
81	Arcadia •	59
95	Cedar Crest •	37
66	Misericordia	41
81	Rosemont •	55
85	Alvernia	71
72	Cabrini •	50
88	Neumann	51
81	Arcadia	32
67	Alvernia •	37
71	Wesley •	60
72	Richard Stockton †	68
72	Scranton	80

Nickname: Griffins
 Colors: Cardinal & Gold
 Arena: Griffin Complex
 Capacity: 1,200; Year Built: 1991
 AD: Keith Mondillo
 SID: Chris Panter

HAMILTON

Clinton, NY 13323.....III

Coach: Julie Diehl, Hamilton 93

2005-06 RESULTS (8-16)

53	Springfield †	82
68	Chris. Newport †	81
71	Utica/Rome	59
52	Utica •	60
77	Cazenovia	37
82	Hartwick •	68
62	Williams	70
47	Oswego St. •	71
53	Amherst	63
54	Rensselaer •	63
61	Vassar •	52
58	Union (N.Y.)	84
49	Skidmore	33
67	William Smith •	76
70	Clarkson •	40
57	St. Lawrence •	70
51	Middlebury •	61
59	Skidmore •	47
56	Union (N.Y.) •	41
63	Vassar	76
72	Rensselaer	82
50	William Smith	73
49	St. Lawrence	68
48	Clarkson	51

Nickname: Continentals
 Colors: Buff & Blue
 Arena: Bundy Scott Field House
 Capacity: 2,000; Year Built: 1978
 AD:

SID: Jim Taylor

HAMLIN

St. Paul, MN 55104.....III

Coach: Melissa Young-Kruse, Gust. Adolphus 1993

2005-06 RESULTS (13-13)

65	Wis.-River Falls •	53
51	Gust. Adolphus	55
42	Carleton	66
65	St. Thomas (Minn.) •	57
72	St. Catherine •	75
78	Crown (Minn.) •	48
82	Nichols †	55
70	Carroll (Wis.) †	71
74	St. Olaf •	87
68	Augsburg	58
53	St. Mary's (Minn.)	49
67	St. Benedict	80
75	Bethel (Minn.)	62
56	Concordia-M'head •	63
64	Gust. Adolphus •	79
65	Carleton •	72
69	St. Thomas (Minn.)	66
47	St. Catherine	57
60	St. Olaf	57
61	Macalester	32
79	Augsburg •	60
81	St. Mary's (Minn.) •	58
80	St. Benedict •	83
61	Bethel (Minn.) •	60
61	Concordia-M'head	73
62	Carleton	69

Nickname: Pipers
 Colors: Burgundy & Gray
 Arena: Hutton Arena
 Capacity: 2,000; Year Built: 1937
 AD: Dan O'Brien
 SID: Troy Mallat

HAMPTON

Hampton, VA 23668.....I

Coach: Walter Mebane, North Carolina 1987

2005-06 RESULTS (7-22)

47	Richmond	77
54	La.-Lafayette	68
80	Grambling	91
38	Temple •	81
80	Norfolk St. •	64
71	Brown	86
71	Arkansas St. †	97
57	William & Mary •	66
59	Georgia St.	64
50	James Madison	68
71	Bethune-Cookman	77
55	Md.-East. Shore •	68
74	Howard •	61
74	Morgan St.	79
48	Coppin St.	65
64	Delaware St. •	59
62	South Carolina St. •	75
69	N.C. A&T •	73
51	Md.-East. Shore	59
70	Howard	101
64	Morgan St. •	59
39	Coppin St. •	64
79	Norfolk St.	69
65	Delaware St.	58
66	South Carolina St.	67
60	N.C. A&T	63
57	Florida A&M •	58
65	Norfolk St. †	60
57	Coppin St. †	70

Nickname: Lady Pirates
 Colors: Royal Blue & White
 Arena: Hampton University Convocation Center

Capacity: 7,200; Year Built: 1993
 AD: Joseph Taylor
 SID: Jamar Ross

HANOVER

Hanover, IN 47243-0108.....III

Coach: Molly Jones, Hanover 86

2005-06 RESULTS (16-10)

56	Transylvania	50
68	St. Mary's (Ind.) •	51
71	Rose-Hulman •	69
47	DePauw †	78
59	Bethany (W.V.) †	56
65	Maryville (Mo.) •	62
53	Washington-St. Louis •	82
70	Earlham	77
50	Illinois Tech †	35
68	Concordia (Wis.) †	55
60	Mt. Mercy †	62
45	Franklin	57
74	Bluffton •	57
46	Anderson (Ind.) •	43
79	Manchester •	43
64	Defiance	67
60	Mt. St. Joseph •	38
77	Bluffton	68
55	Anderson (Ind.)	60
54	Manchester	83
55	Transylvania •	49
70	Defiance •	50
60	Mt. St. Joseph	31
57	Franklin •	59
61	Mt. St. Joseph •	38
65	Manchester †	79

Nickname: Panthers
 Colors: Red & Blue
 Arena: John Collier Arena
 Capacity: 2,000; Year Built: 1995
 AD: Lynn Hall
 SID: Carter Cloyd

HARDIN-SIMMONS

Abilene, TX 79698.....III

Coach: Shanna Briggs, Hardin-Simmons

2005-06 RESULTS (24-7)

74	Southwestern (Tex.) •	69
59	Texas-Tyler	54
81	Texas-Dallas	72
83	East Tex. Baptist •	63
82	LeTourneau •	44
65	McMurry	73
84	Louisiana Col.	78
62	Mississippi Col.	70
92	Texas Wesleyan •	71
92	Ozarks (Ark.) •	70
69	Austin •	46
75	Sul Ross St.	61
51	Howard Payne	48
88	Mary Hardin-Baylor •	67
87	Concordia-Austin •	44
80	Schreiner	63
75	Texas Lutheran	43
63	McMurry •	54
96	Schreiner •	58
71	Texas Lutheran •	57
76	Sul Ross St. •	29
64	Howard Payne •	66
74	Mary Hardin-Baylor	86
78	Concordia-Austin	59
80	East Tex. Baptist †	83
64	McMurry	53
73	Howard Payne †	64
76	Pacific Lutheran	72
72	Randolph-Macon †	56
65	Southern Me. †	74
47	Scranton †	57

Nickname: Cowgirls
 Colors: Purple & Gold

Arena: Mabee Complex
 Capacity: 3,003; Year Built: 1979
 AD: John Neese
 SID: Chad Grubbs

HARDING

Searcy, AR 72149-2281.....II

Coach: Tim Kirby, Okla. Sci. & Arts 1986

2005-06 RESULTS (12-15)

91	Lyon •	76
76	Mo.-Rolla •	84
99	North Ala.	93
84	Central Baptist †	41
73	St. Edward's †	63
61	Ala.-Huntsville •	67
80	North Ala. •	60
97	Ark. Baptist •	53
89	Lyon	60
48	Mo.-Rolla	51
86	Lincoln (Mo.)	60
43	Delta St. •	57
67	Ark.-Monticello	77
84	Southern Ark.	91
76	Central Ark. •	88
63	Christian Bros.	66
46	Ouachita Baptist •	53
72	Arkansas Tech	73
72	Henderson St. •	73
63	Delta St.	76
75	Ark.-Monticello •	64
86	Southern Ark. •	78
74	Central Ark.	80
69	Christian Bros. •	58
58	Ouachita Baptist	80
55	Arkansas Tech •	58
67	Henderson St.	86

Nickname: Lady Bisons
 Colors: Black & Gold
 Arena: Rhodes Field House
 Capacity: 3,000; Year Built: 1949
 AD: Greg Harnden
 SID: Scott Goode

HARTFORD

West Hartford, CT 06117-1599..I

Coach: Jennifer Rizzotti, Connecticut 1996

2005-06 RESULTS (27-4)

58	Rhode Island	45
59	Loyola (Md.) •	52
68	Massachusetts	52
70	Rider	41
47	Connecticut	72
79	Manhattan	53
71	Fairfield	48
62	Miami (Fla.)	82
65	St. Joseph's •	59
65	Seton Hall	54
62	Vermont	56
70	Albany (N.Y.)	50
70	Boston U. •	58
76	UMBC •	52
65	Binghamton	64
82	Stony Brook •	64
65	New Hampshire •	42
73	Maine	55
66	Vermont •	52
70	Albany (N.Y.) •	53
62	New Hampshire	52
56	UMBC	49
66	Binghamton •	56
54	Stony Brook	67
65	Maine •	41
77	Boston U.	61
58	Maine •	35
57	Binghamton •	46
75	Boston U. •	56

64 Temple †	58
54 Georgia †	73

Nickname: Hawks
 Colors: Scarlet & White
 Arena: Chase Family Arena
 Capacity: 3,977; Year Built: 1990
 AD: Patricia Meiser-McKnett
 SID: Daniel Ruede

HARTWICK

Oneonta, NY 13820-4020III

Coach: Daphne Thompson, Delaware 91

2005-06 RESULTS (11-14)

86 Albertus Magnus	62
50 Rochester •	87
73 Skidmore •	63
60 St. Lawrence •	71
68 Hamilton	82
75 Oneonta St. •	79
70 Clarkon •	57
65 Union (N.Y.) •	67
63 Cortland St.	75
58 Alfred •	45
44 St. John Fisher •	78
55 Utica •	66
74 Ithaca •	79
50 Elmira •	66
71 Rochester Inst.	56
76 Nazareth	47
80 Russell Sage	42
67 St. John Fisher	76
64 Alfred	50
76 Albany Pharmacy	68
79 Nazareth •	57
70 Rochester Inst. •	56
53 Elmira	67
69 Ithaca	72
46 Utica	69

Nickname: Hawks
 Colors: Royal Blue & White
 Arena: Binder P.E. Center
 Capacity: 1,800; Year Built: 1968
 AD: Debra P. Warren
 SID: Dave Caspole

HARVARD

Boston, MA 02163I

Coach: Kathleen Delaney Smith,
 Bridgewater St. 1971

2005-06 RESULTS (12-15)

52 DePaul	97
69 Alabama St. †	56
77 Rhode Island	48
58 Fairfield •	71
48 Virginia	54
60 Northeastern	72
47 Richmond	63
59 Boston U. •	70
39 Marist	44
59 Providence •	70
68 Hofstra •	82
71 Binghamton •	62
80 Colgate •	62
76 Dartmouth •	91
55 Yale •	48
62 Brown •	64
86 Columbia •	63
80 Cornell	71
55 Princeton	70
77 Penn	65
61 Brown	66
59 Yale	54
77 Penn •	58
57 Princeton •	69
78 Cornell	69
86 Columbia	71
55 Dartmouth	76

Nickname: Crimson
 Colors: Crimson, Black & White
 Arena: Lavietes Pavilion
 Capacity: 2,195; Year Built: 1982
 AD: Robert L. Scalise
 SID: John Veneziano

HAVERFORD

Haverford, PA 19041-1392III

Coach: Jim Osborne, Johnson St. 1975

2005-06 RESULTS (6-19)

63 Immaculata •	65
68 St. Joseph (Vi.) •	37
46 Dickinson	76
65 Frank. & Marsh. •	73
47 Mount Holyoke †	54
55 Vassar †	62
56 Bryn Mawr †	59
53 Washington (Md.)	60
49 Ursinus	68
57 Gettysburg	78
61 Edward Waters †	53
36 Catholic †	67
46 Muhlenberg •	82
51 Johns Hopkins •	71
60 Gettysburg •	74
57 Swarthmore •	72
70 Frank. & Marsh.	49
37 Ursinus •	50
66 Bryn Mawr	49
61 McDaniel	90
46 Muhlenberg	50
50 Johns Hopkins	75
76 Washington (Md.) •	57
65 Bryn Mawr •	55
58 Swarthmore	68

Nickname: Fords
 Colors: Scarlet & Black
 Arena: Alumni Field House
 Capacity: 1,200; Year Built: 1957
 AD: John E. Douglas/Wendy Smith
 SID: John Douglas

HAWAII

Honolulu, HI 96822-2370I

Coach: Jim Bolla, Pittsburgh 1975

2005-06 RESULTS (18-10)

71 Southern California •	80
64 Eastern Ill. •	58
68 Washington St. •	63
67 Wisconsin	77
68 Texas A&M •	66
71 San Francisco	63
73 Santa Clara	69
69 Campbell •	59
80 Campbell •	64
61 Kent St. •	55
67 Kent St. •	56
79 Nevada	74
66 Louisiana Tech •	71
69 New Mexico St. •	72
52 Fresno St.	77
75 Boise St.	83
61 Utah St. •	48
61 Nevada •	66
66 Idaho	60
76 San Jose St.	61
62 Fresno St. •	69
72 Boise St. •	67
63 Utah St.	50
71 Idaho •	62
57 San Jose St. •	49
74 New Mexico St.	71
52 Louisiana Tech	91
63 Boise St. †	72

Nickname: Rainbow Wahine
 Colors: Green, Black, Silver & White
 Arena: Stan Sheriff Center

Capacity: 10,300; Year Built: 1994
 AD: Herman R. Frazier
 SID: Neal Iwamoto

HEIDELBERG

Tiffin, OH 44883-2462III

Coach: Karen McConnell,
 Heidelberg 1985

2005-06 RESULTS (10-16)

73 Defiance	53
53 Hood †	46
75 Gallaudet	40
73 Bluffton •	61
71 Marietta •	51
57 John Carroll	63
68 Wilmington (Ohio) •	91
64 Muskingum	55
76 Hiram •	56
78 Point Park	56
63 Bethany (W.V.)	66
65 Otterbein	80
61 Mount Union •	64
54 Capital	74
48 Ohio Northern •	57
44 Baldwin-Wallace •	90
55 Mount Union	61
43 Capital •	60
45 Ohio Northern	70
38 Baldwin-Wallace	78
63 Marietta	45
70 Otterbein •	79
62 Wilmington (Ohio)	82
55 John Carroll •	72
75 Muskingum	70
47 Baldwin-Wallace	80

Nickname: The 'Berg
 Colors: Red, Orange & Black
 Arena: Seiberling Gymnasium
 Capacity: 1,900; Year Built: 1952
 AD: Jerry McDonald
 SID: Matthew Lofton

HENDERSON ST.

Arkadelphia, AR 71999-0001II

Coach: Jeff Caldwell, Mississippi 1991

2005-06 RESULTS (29-5)

66 Montevallo	50
107 Lane †	61
93 Barry †	56
73 LeMoyn-Owen	58
66 Southeast Mo. St.	79
67 Ala.-Huntsville	66
88 West Ala. •	80
77 Wiley	48
73 Harris-Stowe •	28
88 West Ala. •	73
66 Harris-Stowe	54
63 Delta St.	54
69 Ark.-Monticello •	57
71 Southern Ark. •	66
77 Central Ark.	73
67 Christian Bros. •	62
56 Ouachita Baptist	58
57 Arkansas Tech •	44
73 Harding	72
57 Delta St. •	56
68 Ark.-Monticello	60
67 Southern Ark.	79
80 Central Ark. •	70
59 Christian Bros.	49
67 Ouachita Baptist •	53
57 Arkansas Tech	52
86 Harding •	67
59 Valdosta St. †	50
73 West Ga. †	70
53 Delta St. †	64
77 Paine •	65
68 West Fla. •	62

44 Delta St. •	40
66 Cal St. Chico †	67

Nickname: Lady Reddies
 Colors: Red & Gray
 Arena: Duke Wells Center
 Capacity: 2,100; Year Built: 1971
 AD: Sam Goodwin
 SID: Troy Mitchell

HENDRIX

Conway, AR 72032-3080III

Coach: Chris Hitchcock, Hanover 1997

2005-06 RESULTS (16-10)

77 Bacone †	75
83 Rhema †	60
73 John Brown •	70
90 Dallas •	66
72 Rust •	46
66 DePauw •	76
87 Rose-Hulman •	78
87 Rust •	67
108 Ozarks (Ark.)	95
89 Mary Hardin-Baylor	82
82 Dallas	89
69 Millsaps	70
61 Oglethorpe	79
90 Rhema	42
82 Rhodes	78
82 Central Baptist •	62
82 Southwestern (Tex.)	75
76 Trinity (Tex.)	82
74 Centre •	61
90 Sewanee •	74
85 DePauw	103
68 Rose-Hulman	78
70 Rhodes •	83
102 Millsaps •	80
88 Oglethorpe •	91
66 Trinity (Tex.) †	75

Nickname: Warriors
 Colors: Orange & Black
 Arena: Grove Gym
 Capacity: 1,200
 AD: Danny Powell
 SID: Jason Livernois

HIGH POINT

High Point, NC 27262-3598I

Coach: Tooley Loy, High Point 1994

2005-06 RESULTS (20-10)

35 South Carolina	71
57 Mars Hill •	49
73 Gardner-Webb	60
65 UNC Greensboro •	63
81 Stephen F. Austin †	82
60 Bucknell †	71
65 Elon •	57
76 Longwood •	68
89 Western Caro. •	87
65 Presbyterian •	60
73 Campbell •	60
71 William & Mary	61
52 Virginia Tech	91
73 UNC Asheville	70
71 Birmingham-So.	56
66 Radford •	53
64 Liberty •	55
69 Coastal Caro.	60
82 Charleston So.	53
57 Winthrop •	51
50 UNC Asheville •	51
72 Birmingham-So. •	62
53 Liberty	62
60 Radford	63
51 Coastal Caro. •	62
87 Charleston So. •	63
60 Winthrop	64
100 UNC Asheville •	89

65 Coastal Caro. †	61
50 Liberty	53

Nickname: Panthers
 Colors: Purple & White
 Arena: Millis Center
 Capacity: 2,565; Year Built: 1992
 AD: Woody Gibson
 SID: April Goode

HILBERT

Hamburg, NY 14075-1597III

Coach: Kara Rehbaum, Canisius 1984

2005-06 RESULTS (6-19)

66 D'Youville †	72
44 Alfred †	69
58 Alfred •	47
47 Rochester Inst.	56
61 La Roche •	49
67 Lake Erie •	51
66 Nazareth •	78
56 D'Youville	63
46 Medaille •	60
45 Frostburg St.	78
46 Pitt.-Greensburg	73
46 Pitt.-Bradford	62
79 Mt. Aloysius •	68
59 Penn St.-Altoona •	47
38 Penn St.-Behrend	83
72 Lake Erie	66
49 La Roche	61
59 Pitt.-Bradford •	69
31 Medaille	77
46 Penn St.-Behrend •	56
43 Pitt.-Greensburg •	70
49 Frostburg St. •	70
63 Penn St.-Altoona	74
62 Mt. Aloysius	68
61 Frostburg St.	90

Nickname: Hawks
 Colors: Royal Blue & White
 Arena: Hafner Recreation Center
 Capacity: 1,200
 AD: Richard L. Walsh
 SID: Rob deGrandpre

HILLSDALE

Hillsdale, MI 49242-1298II

Coach: Claudette Charney,
 Grand Valley St. 1979

2005-06 RESULTS (17-11)

101 Concordia (Mich.) •	46
75 Western Ore. †	35
66 Mont. St.-Billings	53
54 Cleveland St.	77
74 Saginaw Valley •	56
88 Mercyhurst	64
74 Gannon	66
99 Spring Arbor	51
84 Wayne St. (Mich.) •	54
54 Indianapolis	56
71 Virginia Union †	55
58 Northern Ky.	52
74 Bellarmine †	79
76 St. Joseph's (Ind.)	45
78 Ferris St. •	79
55 Findlay •	51
61 Ashland •	71
56 Michigan Tech	62
83 Northern Mich.	64
90 Lake Superior St. •	87
55 Ashland	58
70 Findlay	51
62 Gannon •	53
80 Mercyhurst •	72
41 Grand Valley St. •	55
64 Northwood	69
44 Wayne St. (Mich.)	70
78 Gannon •	84

Nickname: Chargers
 Colors: Royal Blue & White
 Arena: Jesse Philips Arena
 Capacity: 2,500; Year Built: 1989
 AD: Michael J. Kovalchik
 SID: Brad Monastiere

HIRAM

Hiram, OH 44234-0067III

Coach: Don Feren, Youngstown St.

2005-06 RESULTS (8-17)

69 Ohio Wesleyan •	82
78 Manchester	91
60 Chatham	52
79 Lake Erie •	57
53 Denison	82
73 Ursuline •	61
56 Heidelberg	76
68 Caltech	33
68 Lake Erie	53
61 Earlham	65
51 Wittenberg	74
72 Oberlin •	65
65 Wooster •	64
43 Ohio Wesleyan	72
52 Denison •	69
38 Kenyon	65
50 Allegheny •	65
58 Wittenberg •	80
72 Earlham •	56
63 Oberlin	72
58 Wooster	65
54 Chatham •	62
61 Allegheny	80
42 Kenyon •	68
36 Wittenberg	81

Nickname: Terriers
 Colors: Blue and Red
 Arena: Price Gymnasium
 Capacity: 2,000; Year Built: 1959
 AD: Thomas E. Mulligan
 SID: Candy Rice

HOFSTRA

Hempstead, NY 11549I

Coach: Felisha Legette-Jack,
 Syracuse 1989

2005-06 RESULTS (19-12)

53 Fordham •	63
83 Sacred Heart •	50
75 Pepperdine	59
54 Kentucky †	67
59 Massachusetts	58
77 Central Conn. St.	48
65 St. John's (N.Y.) •	71
49 Connecticut	86
82 Harvard	68
79 Northeastern	76
71 Towson	63
65 Drexel •	52
57 Old Dominion	71
65 James Madison •	53
71 UNC Wilmington •	53
74 Georgia St.	49
65 Old Dominion •	70
65 George Mason •	67
62 William & Mary	69
91 UNC Wilmington	76
84 Georgia St. •	68
91 Delaware •	85
58 Va. Commonwealth	43
64 Northeastern •	57
71 Towson •	53
46 Drexel	69
58 Delaware	77
86 Georgia St. †	77
73 Old Dominion †	94

92 Stony Brook •	65
46 Villanova	71

Nickname: Pride
 Colors: Gold, White and Blue
 Arena: Hofstra Arena
 Capacity: 5,124; Year Built: 1999
 AD: Jack W. Hayes
 SID: Stephen A. Gorchov

HOLLINS

Roanoke, VA 24020-1553III

Coach: Karen Harvey, Roanoke 1991

2005-06 RESULTS (0-25)

38 Simmons †	70
50 Bryn Mawr †	60
45 Southern Va. •	78
40 Lynchburg	94
29 Rand.-Macon Woman's	69
40 Guilford	84
72 Emory & Henry •	107
67 Rand.-Macon Woman's •	71
36 Roanoke •	76
41 East. Mennonite	75
53 Wash. & Lee	78
46 East. Mennonite •	76
58 Mary Baldwin •	67
51 Bennett	55
37 Bridgewater (Va.)	63
52 Lynchburg •	70
44 Va. Wesleyan	93
43 Randolph-Macon	97
54 Bridgewater (Va.) •	85
63 Guilford •	78
32 Roanoke	76
66 Emory & Henry	100
52 Wash. & Lee •	67
59 Va. Wesleyan •	72
36 Randolph-Macon •	90

Nickname:
 Colors: Green & Gold
 Arena: Tayloe Gymnasium
 Capacity: 250; Year Built: 1989
 AD: Lynda Calkins
 SID: Karen Harvey

HOLY CROSS

Worcester, MA 01610-2395I

Coach: Bill Gibbons Jr.,
 Clark (Mass.) 1981

2005-06 RESULTS (16-14)

76 Northeastern	60
55 Massachusetts	64
63 Dartmouth •	74
65 St. Peter's •	56
53 Boston College	67
41 Western Ky. †	72
91 Memphis †	66
68 Rhode Island •	72
54 Connecticut	81
80 Boston U. †	62
39 Virginia	80
67 Maine †	77
78 Lafayette •	39
56 Army	59
67 Bucknell	63
36 Duke •	84
59 American •	55
75 Colgate •	62
69 Lehigh	63
59 Navy	55
49 Lafayette	54
57 Army •	63
56 Bucknell •	41
65 Navy •	47
74 American	55
71 Colgate	79
72 Lehigh •	65
57 American •	49

64 Bucknell •	60
68 Army	69

Nickname: Crusaders
 Colors: Royal Purple
 Arena: Hart Center
 Capacity: 3,600; Year Built: 1975
 AD: Richard M. Regan Jr.
 SID: Brianne Mallaghan

HOLY FAMILY

Philadelphia, PA 19114-2009II

Coach: Mike McLaughlin,
 Holy Family 1986

2005-06 RESULTS (29-3)

61 Merrimack •	63
80 New Haven •	53
58 NJIT	46
92 Georgian Court •	53
74 Wilmington (Del.)	48
61 Caldwell	47
73 Felician	50
63 Dist. Columbia	59
79 Nyack	54
66 Dominican (N.Y.) •	52
84 Goldey-Beacom •	54
79 Bloomfield •	69
72 Philadelphia U.	51
75 Phila. Sciences •	67
89 Post •	56
85 Georgian Court	42
75 Caldwell •	49
58 Wilmington (Del.) •	38
106 Goldey-Beacom	40
63 Bloomfield	62
81 Felician	56
77 Nyack •	58
68 NJIT •	56
78 Dominican (N.Y.)	48
74 Post	51
67 Philadelphia U. •	62
51 Phila. Sciences	40
76 Goldey-Beacom •	53
64 Dominican (N.Y.) †	53
57 Phila. Sciences	66
70 Pace †	62
41 Southern Conn. St.	58

Nickname: Lady Tigers
 Colors: Copenhagen Blue & White
 Arena: Campus Center
 Capacity: 1,000; Year Built: 1987
 AD: Sandra Michael
 SID: James Wagner

HOOD

Frederick, MD 21701-8575III

Coach: Tracey Kelley-Franklin,
 East Caro. 1997

2005-06 RESULTS (15-11)

52 Peace	55
56 Wesley †	58
36 Messiah	72
46 Heidelberg †	53
59 John Jay †	68
71 Peace •	61
63 Chestnut Hill	54
54 Frostburg St. †	71
62 Rensselaer †	76
71 Chestnut Hill •	65
72 York (Pa.)	71
60 Catholic	88
67 Notre Dame (Md.) •	51
75 Wesley •	81
67 Mary Baldwin	55
90 Trinity (D.C.) •	75
79 Chatham	72
94 Wilson •	30
43 Notre Dame (Md.)	50
62 Mary Baldwin •	43

66	Trinity (D.C.)	51
54	Chatham •	41
62	Wilson	52
67	Notre Dame (Md.) †	54
75	Mary Baldwin †	63
57	Randolph-Macon	83

Nickname: Blazers
 Colors: Blue and Grey
 Arena: Gambrell
 Capacity: 400; Year Built: 1948
 AD: Gilbert Romaine
 SID: Chris Starke

HOPE

Holland, MI 49422-9000.....III

Coach: Brian Morehouse, Hope 91

2005-06 RESULTS (33-1)

76	Alma •	69
94	Edgewood •	55
82	Benedictine (Ill.) •	55
77	St. Mary's (Ind.)	38
40	Wheaton (Ill.) †	47
71	Carthage †	42
82	Albion	78
98	Tri-State •	55
63	Pitt.-Greensburg †	57
71	North Central (Ill.) †	45
72	Franklin †	70
90	Wilmington (Ohio) †	67
73	Kalamazoo •	28
81	Adrian	47
82	Olivet •	60
64	Calvin	54
69	Albion •	50
71	Tri-State	32
90	Kalamazoo	44
103	Adrian	67
86	Rochester College •	38
70	Olivet	56
71	Calvin •	46
71	Alma	49
91	St. Mary's (Ind.) •	66
80	Kalamazoo •	47
78	Olivet •	51
63	Calvin •	44
72	Denison †	51
75	Capital	56
92	Washington-St. Louis †	89
76	DePauw	60
59	Scranton †	56
69	Southern Me. †	56

Nickname: Flying Dutch
 Colors: Orange & Blue
 Arena: Dow Center
 Capacity: 500; Year Built: 1978
 AD: Eva Dean Folkert
 SID: Tom Renner

HOUSTON

Houston, TX 77204.....I

Coach: Joe Curl,
 Wayne St. (Neb.) 1978

2005-06 RESULTS (12-17)

54	Wisconsin	77
66	Long Beach St. •	57
35	Middle Tenn.	62
59	Creighton	76
45	St. Joseph's †	69
63	Tex.-Pan American †	55
54	West Virginia •	79
53	Michigan St.	76
69	Dartmouth •	76
78	Prairie View •	67
71	Charlotte •	80
64	UCF •	50
92	Southern Miss. •	58
54	East Caro.	45
79	Rice •	72

53	SMU	66
55	Tulsa	83
54	Tulane •	61
64	UTEP •	50
75	Rice	62
50	Marshall •	57
54	Tulane	65
67	UTEP	77
54	Tulsa •	75
61	SMU •	63
70	Memphis	62
74	UAB	71
57	UTEP †	40
64	Rice †	79

Nickname: Cougars
 Colors: Scarlet & White with Navy Trim
 Arena: Hofheinz Pavilion
 Capacity: 8,479; Year Built: 1969
 AD: Dave Maggard
 SID: Ryan Kloster

HOWARD

Washington, DC 20059.....I

Coach: Cathy Parson,
 West Virginia 1984

2005-06 RESULTS (14-15)

79	Tulane	84
49	George Mason	71
66	Va. Commonwealth •	89
89	Lafayette •	85
65	Loyola (Md.)	83
93	Md.-East. Shore •	90
74	American •	65
70	Richmond •	78
67	St. Peter's	75
62	Drexel •	52
77	South Carolina St. •	58
75	Norfolk St.	72
61	Hampton	74
70	Delaware St. •	75
99	Bethune-Cookman	78
67	Florida A&M	75
56	Coppin St.	66
87	Morgan St.	76
103	Norfolk St. •	74
101	Hampton •	70
65	Delaware St.	87
67	Bethune-Cookman •	63
64	Florida A&M •	62
67	Coppin St. •	83
79	Morgan St. •	59
74	N.C. A&T	88
78	Md.-East. Shore	97
71	South Carolina St. †	69
52	Coppin St. †	65

Nickname: Lady Bison
 Colors: Blue, White & Red
 Arena: Burr Gymnasium
 Capacity: 2,700; Year Built: 1963
 AD: Dwight F. Datcher
 SID: Romanda Noble

HOWARD PAYNE

Brownwood, TX 76801.....III

Coach: Chris Kielsmeier, Iowa St. 98

2005-06 RESULTS (24-5)

65	Clarkson †	50
88	Hunter	62
65	Louisiana Col.	55
68	Mississippi Col.	77
63	Austin •	50
74	Ozarks (Ark.) •	59
70	LeTourneau	48
72	East Tex. Baptist	58
54	Sul Ross St.	28
74	Southwestern (Tex.) •	34
74	Texas-Dallas •	55
72	Texas-Tyler •	61

48	McMurry •	64
48	Hardin-Simmons •	51
63	Texas Lutheran	41
78	Schreiner	63
75	Concordia-Austin	51
63	Mary Hardin-Baylor	55
58	Concordia-Austin •	42
69	Mary Hardin-Baylor •	38
57	McMurry	56
66	Hardin-Simmons	64
66	Sul Ross St.	33
61	Texas Lutheran •	37
92	Schreiner •	33
77	Ozarks (Ark.) †	58
67	Mary Hardin-Baylor †	70
71	Trinity (Tex.) †	53
64	Hardin-Simmons †	73

Nickname: Yellow Jackets
 Colors: Navy Blue and Old Gold
 Arena: Brownwood Coliseum
 Capacity: 5,000; Year Built: 1968
 AD: Mike Jones
 SID: Abram Choate

HUMBOLDT ST.

Arcata, CA 95521-8299.....II

Coach: Joddie Gleason,
 Cal St. Chico 1992

2005-06 RESULTS (17-11)

80	Cal St. Chico	90
67	Sonoma St. †	46
61	Cal St. L.A.	87
61	Cal St. Dom. Hills	67
76	Notre Dame de Namur •	45
68	Southern Ore. •	55
63	San Fran. St. •	64
86	UC Santa Cruz	31
56	Sonoma St.	54
75	Alas. Anchorage	67
81	Alas. Fairbanks	78
87	Central Wash. •	74
80	Western Wash. •	82
57	Seattle	46
73	St. Martin's	84
56	Seattle Pacific •	76
79	Northwest Nazarene •	58
81	Western Ore. •	41
50	Western Wash.	80
58	Central Wash.	66
71	St. Martin's •	58
66	Seattle •	62
69	Northwest Nazarene	47
65	Seattle Pacific	89
68	Western Ore.	53
71	Alas. Fairbanks •	59
60	Alas. Anchorage •	51
69	Cal St. Chico †	83

Nickname:
 Colors: Green & Gold
 Arena: HSU East Gym
 Capacity: 1,400; Year Built: 1956
 AD: Dan Collen
 SID: Dan Pambianco

HUNTER

New York, NY 10021.....III

Coach: Jackee Meadow, Oneonta St. 87

2005-06 RESULTS (14-12)

64	Mt. St. Vincent •	45
62	Howard Payne •	88
60	Vassar	49
62	Baruch •	65
71	CCNY	31
72	Medgar Evers •	43
60	Farmingdale	54
57	Kean •	87
48	Wm. Paterson †	65
57	Lewis & Clark †	59

65	John Jay	36
43	Mt. St. Mary (N.Y.)	66
58	Lehman •	53
61	Staten Island •	57
46	New York U. •	58
45	John Jay •	64
80	York (N.Y.) •	56
48	Rutgers-Newark •	40
70	Brooklyn	58
71	Lehman	77
47	Montclair St.	57
63	CCNY •	13
72	Baruch	89
79	City Tech	51
62	Stevens Institute •	61
65	Lehman †	66

Nickname: Hawks
 Colors: Purple, White & Gold
 Arena: Hunter College Sportsplex
 Capacity: 1,500; Year Built: 1985
 AD: Terry Ann Wansart
 SID: Camille Currie

HUNTINGDON

Montgomery, AL 36106.....III

Coach: Houston Kennedy, Auburn

2005-06 RESULTS (11-15)

77	Judson (Ala.) •	65
51	Millsaps •	67
48	Aub.-Montgomery •	58
62	Agnes Scott	73
54	Oglethorpe	81
70	Rhodes	82
69	Cornerstone †	83
58	Apprentice †	64
62	Sewanee •	70
52	Rhodes •	69
76	Fisk	37
45	Maryville (Tenn.)	87
74	Spelman •	48
69	Agnes Scott •	60
64	Piedmont •	73
56	Concordia-Selma •	61
65	Wesleyan (Ga.) •	37
69	LaGrange	65
86	Wesleyan (Ga.)	30
60	LaGrange •	38
75	Toccoa Falls •	64
76	Spelman	61
88	Fisk •	43
66	Maryville (Tenn.) •	78
67	Piedmont	82
72	LaGrange	74

Nickname: Hawks
 Colors: Scarlet & White
 AD: Hugh Phillips
 SID: Tom Roberts

HUSSON

Bangor, ME 04401.....III

Coach: Mary "Kissy" Walker,
 Maine 1986

2005-06 RESULTS (13-13)

65	Newbury †	64
48	Colby	51
48	Bates	87
102	Bay Path	20
94	Wheelock	39
50	Maine Maritime	59
53	Me.-Presque Isle †	62
48	Me.-Fort Kent •	56
23	Southern Me.	77
36	Bowdoin	67
43	Southern Me. •	81
77	Thomas	87
53	Me.-Farmington •	95
59	Johnson St. •	46
59	Castleton St. •	40

60	Maine Maritime •	71
56	Becker.....	44
65	Elms.....	57
55	Lasell.....	52
51	Mount Ida.....	50
44	Me.-Farmington.....	65
81	Mount Ida •	61
82	Wheelock •	36
79	Thomas •	66
79	Lesley •	37
51	Maine Maritime.....	61

Nickname: Eagles
 Colors: Green , White & Gold
 AD: Jonathan Price
 SID: Warren Caruso

IDAHO

Moscow, ID 83844-2302.....I

Coach: Mike Divilbiss, Winona St. 1981

2005-06 RESULTS (10-19)

63	Portland •	48
68	Oklahoma St. †	69
49	Marist †	52
69	Gonzaga •	62
44	Drexel †	64
74	Southern U. †	76
99	Utah Valley St.....	70
89	Idaho St.....	99
50	Montana.....	58
79	Portland St. •	70
63	Eastern Wash.....	65
59	New Mexico St.....	50
68	Louisiana Tech.....	75
69	Nevada •	56
54	Utah St. •	51
57	Fresno St. •	76
52	San Jose St.....	61
54	Boise St.....	67
60	Hawaii •	66
44	Fresno St.....	68
80	San Jose St. •	62
53	Utah St.....	63
43	Nevada.....	49
62	Hawaii.....	71
55	New Mexico St. •	56
40	Louisiana Tech •	55
72	Boise St. •	59
70	Utah St. †	59
57	Louisiana Tech †	80

Nickname: Vandals
 Colors: Silver & Gold
 Arena: Cowan Spectrum
 Capacity: 7,000; Year Built: 2001
 AD: Robert Spear
 SID: Ian Klei

IDAHO ST.

Pocatello, ID 83209-8173.....I

Coach: Jon Newlee, San Diego St. 1982

2005-06 RESULTS (17-13)

89	Boise St. •	91
73	Wisconsin †	85
51	Washington St. †	74
78	Eastern Mich. †	61
92	St. Martin's •	57
96	Utah St. •	73
75	Southern Utah.....	80
99	Idaho •	89
69	Oregon •	89
90	Western Mont. •	70
60	Wyoming.....	78
70	South Dakota St. •	82
74	Utah Valley St.....	83
81	North Dakota St. •	69
79	Sacramento St.....	76
64	Northern Ariz.....	74
89	Eastern Wash. •	68
80	Portland St. •	93

82	Weber St.....	81
84	Montana St.....	74
55	Montana.....	105
84	Northern Ariz. •	71
75	Sacramento St. •	60
80	Portland St.....	68
74	Eastern Wash.....	65
84	Weber St. •	66
71	Montana •	57
77	Montana St. •	75
70	Weber St. •	71
68	Kansas St.....	88

Nickname: Bengals
 Colors: Orange & Black
 Arena: Reed Gymnasium
 Capacity: 3,040; Year Built: 1951
 AD: Paul A. Bubb
 SID: Jason Erickson

ILLINOIS

Champaign, IL 61820.....I

Coach: Theresa Greutz,
 Immaculata 1974

2005-06 RESULTS (16-15)

79	Loyola (Ill.).....	39
55	Northern Colo.....	65
62	Utah St. †	43
47	UNI †	71
57	Northern Ill. •	43
75	St. Louis †	40
80	Bradley.....	64
64	Florida.....	69
86	Oklahoma •	75
85	Illinois St. •	74
67	Michigan.....	48
65	Iowa.....	84
73	Rhode Island.....	62
64	Northwestern •	55
66	Penn St. •	57
84	Wisconsin.....	54
61	Michigan St.....	72
53	Purdue •	57
48	Indiana.....	63
49	Ohio St.....	75
49	Minnesota •	64
51	Michigan St. •	57
61	Wisconsin •	66
52	Penn St.....	78
60	Northwestern.....	59
60	Iowa •	71
67	Michigan.....	57
60	Northwestern †	49
57	Purdue †	68
58	Western Ill. •	37
44	Marquette.....	64

Nickname: Fighting Illini
 Colors: Orange & Blue
 Arena: Assembly Hall
 Capacity: 16,450; Year Built: 1963
 AD: Ronald E. Guenther
 SID: Derek Neal

ILLINOIS COL.

Jacksonville, IL 62650-2299.....III

Coach: Brenna Kelly,
 Culver-Stockton 1985

2005-06 RESULTS (12-11)

63	Dallas †	45
48	Austin.....	64
84	MacMurray •	45
78	Westminster (Mo.) •	56
65	Lawrence •	67
65	St. Norbert •	83
76	Fontbonne •	62
56	Millikin •	53
81	Greenville.....	39
55	Grinnell.....	63
48	Carroll (Wis.).....	56

62	Beloit.....	61
44	Lake Forest •	70
74	Knox •	62
54	Monmouth (Ill.).....	58
61	Ripon •	66
52	Carroll (Wis.) •	50
45	St. Norbert.....	57
52	Lawrence.....	69
40	Lake Forest.....	63
79	Grinnell.....	73
64	Monmouth (Ill.) •	58
68	Knox.....	60

Nickname: Lady Blues
 Colors: Blue & White
 Arena: Sherman Gymnasium
 Capacity: 1,600; Year Built: 2003
 AD: Gale F. Vaughn
 SID: Jim Murphy

ILLINOIS ST.

Normal, IL 61790-2660.....I

Coach: Robin Pingeton,
 St. Ambrose 1990

2005-06 RESULTS (12-16)

70	Chicago St.....	63
82	Loyola (Ill.) •	56
60	Northern Ill. •	50
57	South Ala. •	50
61	Ball St.....	65
60	Wis.-Green Bay •	76
71	Oakland.....	73
83	UTEP.....	71
74	Illinois.....	85
65	Southern Ill. •	87
62	Evansville •	78
76	Indiana St.....	92
69	UNI.....	75
63	Bradley.....	71
64	Missouri St. •	55
66	Wichita St. •	52
71	Creighton.....	68
73	Drake.....	76
71	Indiana St. •	75
53	UNI •	61
66	Bradley •	51
73	Wichita St.....	85
53	Missouri St.....	68
64	Drake •	61
75	Creighton •	61
79	Evansville.....	66
58	Southern Ill.....	59
62	UNI †	70

Nickname: Redbirds
 Colors: Red & White
 Arena: Redbird Arena
 Capacity: 10,200; Year Built: 1989
 AD: Sheahon Zenger
 SID: Tom Lamonica

ILL. WESLEYAN

Bloomington, IL 61702-2900.....III

Coach: Mia Smith,
 SIU-Edwardsville 1986

2005-06 RESULTS (19-8)

60	DePauw †	72
82	Coe †	39
59	Lake Forest.....	60
64	Aurora •	53
80	Wis.-Stevens Point •	63
74	Eureka.....	46
69	Fontbonne.....	51
61	Central (Iowa) •	53
73	Neb. Wesleyan.....	60
61	Trinity (Tex.).....	69
62	Ripon †	59
51	North Central (Ill.) •	67
64	Carthage.....	49
61	Millikin •	65

63	Elmhurst.....	59
63	Wheaton (Ill.).....	60
71	North Park •	57
79	Augustana (Ill.).....	57
68	Carthage •	57
70	North Central (Ill.).....	66
72	Elmhurst •	76
72	Millikin.....	62
49	Wheaton (Ill.) •	63
81	Augustana (Ill.) •	53
63	North Park.....	49
49	North Park †	46
60	Wheaton (Ill.).....	74

Nickname: Titans
 Colors: Green & White
 Arena: Shirk Center
 Capacity: 2,680; Year Built: 1994
 AD: Dennis Bridges
 SID: Stew Salowitz

ILL.-CHICAGO

Chicago, IL 60608.....I

Coach: Lisa Ryckbosch, Loyola (Ill.) 1984

2005-06 RESULTS (16-14)

73	Bradley.....	78
84	Alabama St. •	39
62	Central Mich. •	67
78	Northwestern •	81
86	Eastern Ill. •	77
40	Northern Ill.....	51
53	UNI •	63
43	Evansville.....	73
80	Chicago St. •	62
60	Missouri St. †	64
83	Mt. St. Mary's †	67
62	Wis.-Green Bay •	70
68	Cleveland St. •	66
83	Butler.....	64
73	Loyola (Ill.) •	51
58	Wis.-Green Bay.....	77
54	Wis.-Milwaukee.....	55
59	Wright St. •	69
75	Detroit •	52
74	Youngstown St. •	64
79	Loyola (Ill.).....	66
76	Cleveland St.....	52
68	Youngstown St.....	49
53	Wright St.....	68
85	Butler •	66
58	Wis.-Milwaukee •	65
67	Detroit.....	62
80	Wright St. •	78
74	Wis.-Green Bay †	62
63	Wis.-Milwaukee.....	71

Nickname: Flames
 Colors: Navy Blue & Fire Engine Red
 Arena: UIC Pavilion
 Capacity: 8,000; Year Built: 1982
 AD: James W. Schmidt
 SID: Matt Brendich

IMMACULATA

Immaculata, PA 19345-0654.....III

Coach: Patricia Canterino,
 Immaculata 1992

2005-06 RESULTS (17-9)

65	Haverford.....	63
57	St. Joseph (Vt.) †	37
64	Washington (Md.) •	55
55	Elizabethtown •	57
69	Arcadia •	56
73	Eastern •	58
78	Wilson •	54
50	Albright •	62
74	Alvernia •	69
61	Penn St.-Berks •	40
59	Gwynedd-Mercy.....	83
76	Cedar Crest •	43

49 Bryn Mawr.....	46
89 Eastern.....	54
64 Rosemont.....	52
52 Wesley.....	92
58 Cabrini.....	64
64 Neumann.....	59
53 Misericordia.....	52
56 Wesley.....	62
60 Marywood.....	57
81 Neumann.....	72
45 Villa Julie.....	58
45 Cabrini.....	41
57 Rosemont.....	72
52 Neumann.....	60

Nickname: Mighty Macs
 Colors: Blue & White
 Arena: Alumnae Hall
 Capacity: 500; Year Built: 1972
 AD: Patricia Canterino
 SID: Bob Macartney

INCARNATE WORD

San Antonio, TX 78209.....II

Coach: Angela Lawson,
 Louisiana Tech 88

2005-06 RESULTS (8-19)

51 Abilene Christian †.....	73
72 Southeastern Okla. †.....	80
49 Angelo St.....	59
50 Mo.-Rolla †.....	57
42 Angelo St. †.....	62
44 Abilene Christian.....	66
43 West Fla.....	50
65 Pittsburg St.....	60
67 Texas Woman's.....	71
66 Texas A&M Int'l.....	73
77 Midwestern St.....	74
58 Texas Woman's.....	72
44 Tarleton St.....	77
62 Mont. St.-Billings.....	75
53 Mont. St.-Billings.....	61
77 Lincoln (Mo.).....	50
67 St. Mary's (Tex.).....	63
64 St. Edward's.....	68
49 Okla. Panhandle.....	61
60 Western N.M.....	59
48 Western N.M.....	43
69 St. Mary's (Tex.).....	73
55 Okla. Panhandle.....	53
59 Western N.M.....	71
63 Mont. St.-Billings.....	69
56 Lincoln (Mo.).....	48
55 St. Edward's.....	70

Nickname: Cardinals
 Colors: Red, Black & White
 Arena: McDermott Center
 Capacity: 2,000; Year Built: 1990
 AD: Mark Papich
 SID: Wayne Witt

INDIANA

Bloomington, IN 47408-1590.....I

Coach: Sharon Versyp, Purdue 1988

2005-06 RESULTS (19-14)

62 Baylor.....	74
61 Notre Dame.....	74
74 Youngstown St.....	38
50 Bowling Green.....	68
68 Belmont.....	51
64 Southern Ill.....	59
67 Louisville.....	72
70 Eastern Mich.....	64
62 Boston U. †.....	54
59 Cincinnati.....	73
68 North Fla.....	46
65 Iowa.....	53
54 Penn St.....	50
56 Purdue.....	61

64 Minnesota.....	69
69 Northwestern.....	56
50 Ohio St.....	60
69 Michigan.....	44
63 Illinois.....	48
59 Michigan St.....	65
71 Wisconsin.....	64
45 Ohio St.....	61
58 Penn St.....	43
60 Northwestern.....	46
63 Purdue.....	61
58 Minnesota.....	65
70 Iowa.....	78
68 Michigan †.....	52
61 Minnesota †.....	46
41 Purdue †.....	67
67 Rice.....	57
68 Indiana St.....	62
54 Marquette.....	57

Nickname: Hoosiers
 Colors: Cream & Crimson
 Arena: Assembly Hall
 Capacity: 17,456; Year Built: 1972
 AD: Richard I. Greenspan
 SID: Kristen Jacob

INDIANA (PA.)

Indiana, PA 15705-1077.....II

Coach: Cindy Martin, Florida 1999

2005-06 RESULTS (19-9)

56 Bridgeport †.....	46
60 St. Rose †.....	64
52 Charleston (W.V.).....	63
71 Gannon.....	59
57 Pitt.-Johnstown.....	63
62 Millersville.....	59
67 Cheney.....	47
97 Ohio Valley.....	55
62 Kutztown.....	52
82 West Chester.....	57
54 Charleston (W.V.).....	49
83 Mansfield.....	75
68 East Stroudsburg.....	54
65 Lock Haven.....	63
79 Bloomsburg.....	61
45 California (Pa.).....	57
63 Shippensburg.....	53
64 Edinboro.....	66
58 Pitt.-Johnstown.....	72
76 Slippery Rock.....	59
86 Clarion.....	75
69 Lock Haven.....	81
52 California (Pa.).....	55
80 Shippensburg.....	71
68 Edinboro.....	55
56 Slippery Rock.....	52
74 Clarion.....	64
54 Edinboro.....	65

Nickname: Indians
 Colors: Crimson & Gray
 Arena: Memorial Field House
 Capacity: 2,365; Year Built: 1966
 AD: Frank J. Condino
 SID: Michael Hoffman

INDIANA ST.

Terre Haute, IN 47809.....I

Coach: Jim Wiedie, Kent St. 1988

2005-06 RESULTS (27-6)

74 Chattanooga.....	53
43 Connecticut.....	86
98 Wis.-Green Bay.....	59
58 Kentucky †.....	68
91 Pepperdine.....	73
85 Butler †.....	72
74 Toledo.....	56
93 Loyola (Ill.).....	80
96 Youngstown St.....	57

96 Eastern Ky.....	81
79 Evansville.....	69
74 Southern Ill.....	61
92 Illinois St.....	76
70 Bradley.....	59
74 UNI.....	62
85 Wichita St.....	60
58 Missouri St.....	34
92 Drake.....	87
79 Creighton.....	60
75 Illinois St.....	71
78 Bradley.....	52
53 UNI.....	41
46 Missouri St.....	76
88 Wichita St.....	85
78 Creighton.....	58
65 Drake.....	70
82 Southern Ill.....	70
86 Evansville.....	56
73 Creighton †.....	51
81 Evansville †.....	65
55 Missouri St.....	64
79 Eastern Mich.....	57
62 Indiana.....	68

Nickname: Sycamores
 Colors: Royal Blue & White
 Arena: Hulman Center
 Capacity: 10,200; Year Built: 1973
 AD: Ron Prettyman
 SID: Ace Hunt

IPFW

Fort Wayne, IN 46805-1499.....I

Coach: Chris Paul,

2005-06 RESULTS (7-21)

50 Bowling Green.....	78
61 Central Mich.....	69
98 Kalamazoo.....	44
60 Tenn.-Martin.....	69
50 IUPUI.....	59
52 UNI.....	62
49 Xavier.....	77
53 UMBC.....	75
44 Winthrop.....	60
74 Appalachian St. †.....	64
68 Iowa St.....	87
64 Northern Ill.....	73
77 Radford.....	79
52 Valparaiso.....	69
69 Longwood.....	86
53 South Dakota St.....	74
68 North Dakota St.....	79
60 Butler.....	70
77 Longwood.....	82
60 Tex.-Pan American.....	63
56 Tex. A&M-Corp. Chris.....	64
52 Purdue.....	76
62 Tex.-Pan American.....	46
80 Wayne St. (Mich.).....	51
52 South Dakota St.....	72
77 North Dakota St.....	64
84 Utah Valley St.....	60
71 Tex. A&M-Corp. Chris.....	67

Nickname: Mastodons
 Colors: Blue & White
 Arena: Gates Sports Center
 Capacity: 2,700; Year Built: 1981
 AD: Mark A. Pope
 SID: Rudy Yovich

IUPUI

Indianapolis, IN 46202.....I

Coach: Shann Hart, Norfolk St. 1988

2005-06 RESULTS (17-11)

52 Kentucky.....	81
55 Iowa St.....	70
55 Bowling Green †.....	66
53 Youngstown St. †.....	50

60 Charleston So.....	48
64 Evansville.....	67
59 IPFW.....	50
63 Eastern Ill.....	70
78 Oakland.....	74
70 Western Mich.....	51
44 Western Ill.....	53
62 Butler.....	54
74 Southern Utah.....	65
70 Centenary (La.).....	62
63 UMKC.....	46
61 Oral Roberts.....	58
57 UMKC.....	46
68 Centenary (La.).....	41
48 Valparaiso.....	55
70 Oakland.....	64
57 Western Ill.....	60
50 Oral Roberts.....	46
63 Chicago St.....	66
63 Valparaiso.....	55
55 Southern Utah.....	58
55 Chicago St.....	46
51 Chicago St. †.....	40
54 Oakland †.....	66

Nickname: Jaguars
 Colors: Red & Gold
 Arena: IUPUI Gymnasium
 Capacity: 2,000; Year Built: 1982
 AD: Michael R. Moore
 SID: Kevin Buerge

INDIANAPOLIS

Indianapolis, IN 46227-3697.....II

Coach: Teri Moren, Purdue 1992

2005-06 RESULTS (11-16)

74 Wayne St. (Mich.).....	58
84 Ashland †.....	74
78 Gannon †.....	64
70 Oakland City.....	47
55 Wis.-Parkside.....	48
60 Lewis.....	69
56 Northern Ky.....	58
56 Hillsdale.....	54
72 Findlay.....	77
55 Lake Superior St.....	69
59 Saginaw Valley.....	82
53 Quincy.....	59
55 SIU Edwardsville.....	59
59 Drury.....	83
66 Rockhurst.....	42
67 St. Joseph's (Ind.).....	52
66 Bellarmine.....	44
71 Southern Ind.....	63
59 Ky. Wesleyan.....	63
68 Mo.-Rolla.....	70
61 Mo.-St. Louis.....	69
62 Northern Ky.....	81
72 Bellarmine.....	80
56 Lewis.....	59
59 Wis.-Parkside.....	44
75 St. Joseph's (Ind.).....	83
57 Ky. Wesleyan.....	59

Nickname: Greyhounds
 Colors: Crimson & Grey
 Arena: Nicoson Hall
 Capacity: 4,000; Year Built: 1960
 AD: Sue Willey
 SID: Mitch Wigness

IONA

New Rochelle, NY 10801.....I

Coach: Tony Bozzella, Seton Hall 1988

2005-06 RESULTS (17-12)

75 Bucknell.....	58
73 Wichita St.....	71
55 Notre Dame.....	74
60 Georgia.....	97
63 Loyola (Md.).....	65

66	Marist	68
78	Sacred Heart •	79
67	Wagner	58
50	St. Joseph's	52
45	Bowling Green †	62
54	Army	67
72	St. Peter's	57
71	Fairfield	56
59	Canisius •	76
78	Rider •	58
63	Niagara	61
77	Canisius	65
71	Manhattan •	68
69	Loyola (Md.)	77
79	Fairfield •	60
73	St. Peter's •	71
73	Siena	66
70	Niagara •	64
62	Marist •	80
83	Siena •	69
64	Rider	53
74	Manhattan	64
72	Niagara †	57
59	Marist †	60

Nickname: Gaels
 Colors: Maroon & Gold
 Arena: Hynes Athletics Center
 Capacity: 2,611; Year Built: 1974
 AD: Patrick Lyons
 SID: Brian Beyrer

IOWA

Iowa City, IA 52242

Coach: Lisa Bluder, Northern Iowa 1983

2005-06 RESULTS (17-12)

82	Wis.-Milwaukee •	42
91	Louisiana Tech	95
68	Oklahoma †	81
88	Rider †	41
81	Wis.-Green Bay •	57
79	Vermont •	57
51	Rutgers •	57
61	Iowa St.	77
92	Drake •	72
65	UNI	54
74	Creighton •	64
53	Indiana	65
84	Illinois •	65
77	Michigan	63
75	Michigan St. •	64
62	Ohio St. •	72
80	Northwestern	48
68	Wisconsin	59
68	Minnesota •	80
61	Penn St.	72
77	Purdue •	71
76	Northwestern •	61
77	Ohio St.	88
71	Michigan St.	73
67	Michigan •	55
71	Illinois	60
78	Indiana •	70
58	Michigan St. †	79
62	Brigham Young †	67

Nickname: Hawkeyes
 Colors: Black and Gold
 Arena: Carver-Hawkeye Arena
 Capacity: 15,500; Year Built: 1983
 AD:
 SID: Matthew Weitzel

IOWA ST.

Ames, IA 50011

Coach: Bill Fennelly, William Penn 1979

2005-06 RESULTS (18-13)

70	IUPUI •	55
59	North Carolina St. †	81
74	North Fla. †	48

69	Drake	57
77	Iowa •	61
76	Akron •	43
61	UNI †	54
65	UC Riverside •	40
61	Minnesota	66
77	Nicholls St. •	28
87	IPFW •	68
67	Oklahoma •	87
71	Oklahoma St.	62
50	Texas	80
79	Nebraska •	57
86	Colorado	71
64	Baylor •	79
64	Kansas St. •	73
42	Nebraska	54
64	Kansas	65
66	Missouri •	60
71	Kansas St.	66
69	Texas Tech •	65
56	Kansas •	57
59	Missouri	67
53	Texas A&M	64
56	Colorado •	46
72	Texas †	68
74	Oklahoma †	78
79	Wis.-Green Bay •	71
63	Marquette •	69

Nickname: Cyclones
 Colors: Cardinal & Gold
 Arena: James H. Hilton Coliseum
 Capacity: 14,092; Year Built: 1971
 AD: Jamie Pollard
 SID: Erin Rosacker

ITHACA

Ithaca, NY 14850

Coach: Dan Raymond, Cortland St. 97

2005-06 RESULTS (12-14)

46	Oswego St. •	63
55	Rochester	74
61	William Smith	69
54	Cortland St. •	56
60	St. Lawrence •	58
65	King's (Pa.) †	78
45	St. Mary (Neb.) †	61
46	Bowdoin	80
59	Southern Me.	79
60	Rochester Inst. •	55
66	Nazareth •	58
46	Elmira	58
68	Buffalo St.	46
79	Hartwick	74
51	Utica	55
73	Alfred •	43
55	St. John Fisher •	68
72	Oneonta St. •	70
77	Nazareth	70
60	Rochester Inst.	58
64	St. John Fisher	71
72	Alfred	53
47	Utica •	57
72	Hartwick •	69
62	Elmira •	61
53	St. John Fisher	78

Nickname: Bombers
 Colors: Blue & Gold
 Arena: Ben Light Gymnasium
 Capacity: 2,500; Year Built: 1964
 AD: Ken Kutler
 SID: Mike Warwick

JACKSON ST.

Jackson, MS 39217

Coach: Denise Taylor,
 Texas Southern 1985

2005-06 RESULTS (17-14)

44	Ark.-Little Rock	54
----	------------------	----

70	Oral Roberts	96
61	Southeastern La. •	39
62	UAB	73
73	Centenary (La.)	61
67	Southern Miss.	76
52	McNeese St. •	53
39	UNLV	73
64	Detroit †	78
67	Stephen F. Austin	85
41	Alabama A&M •	44
52	Alabama St. •	51
60	Alcorn St.	59
55	Southern U.	61
73	Prairie View •	64
65	Texas Southern •	54
61	Grambling •	66
59	Mississippi Val.	58
63	Ark.-Pine Bluff	52
70	Alcorn St. •	48
75	Southern U. •	55
85	Prairie View	71
62	Texas Southern	53
80	Grambling	62
68	Mississippi Val. •	69
60	Ark.-Pine Bluff •	58
71	Alabama A&M	50
76	Alabama St.	56
56	Ark.-Pine Bluff †	55
57	Alabama St. †	67
48	Rice	64

Nickname: Lady Tigers
 Colors: Royal Blue & White
 Arena: Williams Center
 Capacity: 8,000; Year Built: 1981
 AD: Robert L Braddy Sr.
 SID: Deidre Jones

JACKSONVILLE

Jacksonville, FL 32211-3394

Coach: Jill Dunn, Ga. Southern 1994

2005-06 RESULTS (10-18)

47	UNC Asheville	65
68	Norfolk St. †	79
60	South Fla.	98
68	Savannah St.	48
71	Fla. Atlantic	74
70	Savannah St. •	55
54	Central Mich. •	66
69	Bethune-Cookman •	40
51	North Fla.	64
60	Kennesaw St. •	66
72	East Tenn. St. •	84
52	Gardner-Webb	64
69	Campbell	85
59	Mercer	66
71	Stetson •	59
56	Belmont	72
58	Lipscomb	70
63	Campbell •	55
65	Gardner-Webb •	53
53	East Tenn. St.	74
66	Kennesaw St.	63
59	Fla. Atlantic •	62
56	North Fla. •	51
78	Lipscomb •	46
59	Belmont •	66
64	Mercer	76
75	Stetson	70
61	Fla. Atlantic †	74

Nickname: Dolphins
 Colors: Green & White
 Arena: Swisher Gymnasium
 Capacity: 1,500; Year Built: 1953
 AD: C. Alan Verlander
 SID: Josh Ellis

JACKSONVILLE ST.

Jacksonville, AL 36265-1602

Coach: Dave Dagostino,
 Union (N.Y.) 1995

2005-06 RESULTS (11-17)

84	Utah Valley St.	77
46	Utah	83
79	Troy	81
70	Auburn	91
92	Kennesaw St. •	87
61	Samford	78
66	Tenn.-Martin	74
40	UNC Wilmington	62
77	Murray St. •	78
76	Southeast Mo. St. •	83
70	Akron	73
59	Austin Peay	63
46	Samford •	82
64	Tennessee Tech •	95
75	Tennessee St. •	61
77	Eastern Ky.	87
71	Morehead St.	62
73	Austin Peay •	52
84	Tenn.-Martin •	55
82	Tennessee St.	47
82	Eastern Ill.	72
69	Murray St.	63
61	Tennessee Tech	75
79	Eastern Ky. •	77
75	Morehead St. •	82
67	Eastern Ill.	60
72	Southeast Mo. St.	87
56	Samford	58

Nickname: Gamecocks
 Colors: Red & White
 Arena: Pete Mathews Coliseum
 Capacity: 6,500; Year Built: 1973
 AD: Jim Fuller
 SID: Kyle Lewis

JAMES MADISON

Harrisonburg, VA 22807

Coach: Kenny Brooks, James Madison
 1992

2005-06 RESULTS (24-7)

69	Richmond •	57
71	Virginia Tech	86
74	Cal Poly †	63
70	Lafayette †	50
69	Va. Commonwealth •	54
76	Longwood •	60
63	Coppin St.	39
74	East Caro.	51
86	Charleston So. •	31
68	Hampton •	50
68	George Mason	50
62	Delaware	70
68	Northeastern •	56
53	Hofstra	65
75	Towson •	61
63	Old Dominion	72
55	UNC Wilmington •	35
73	William & Mary •	49
80	Va. Commonwealth	67
65	Delaware •	57
52	Drexel	50
87	Towson	53
67	George Mason •	39
70	William & Mary	82
74	Northeastern	59
79	Georgia St. •	54
75	Old Dominion •	68
53	Drexel †	51
61	Delaware †	59
54	Old Dominion †	58
62	Charlotte	70

Nickname: Dukes
 Colors: Purple & Gold
 Arena: JMU Convocation Center

Capacity: 7,156; Year Built: 1982
AD: Jeffrey T. Bourne
SID: Milla Sue Wisecarver

JOHN CARROLL

University Heights, OH 44118-4581.....III

Coach: Kristie Maravalli,
Susquehanna 93

2005-06 RESULTS (14-11)

82 Thiel †	77
78 Waynesburg †	65
56 Albion •	66
47 Wash. & Jeff. •	59
75 Wilmington (Ohio)	89
63 Heidelberg •	57
70 Otterbein.....	77
58 Ohio Northern.....	46
69 Wooster †.....	57
61 Ohio Wesleyan.....	51
54 Capital •.....	63
80 Marietta •.....	69
53 Baldwin-Wallace.....	81
81 Muskingum •.....	61
68 Mount Union.....	76
83 Marietta.....	79
63 Baldwin-Wallace •.....	66
72 Muskingum.....	68
65 Mount Union •.....	73
73 Wilmington (Ohio) •.....	72
58 Capital.....	68
81 Otterbein •.....	61
72 Heidelberg.....	55
65 Ohio Northern •.....	62
81 Otterbein.....	89

Nickname: Blue Streaks
Colors: Blue & Gold
Arena: Tony DeCarlo Varsity Center
Capacity: 2,250; Year Built: 1957
AD: Laurie Massa
SID: Chris Wenzler

JOHN JAY

New York, NY 10019.....III

Coach: Nakeeba Wauchope,
Wm. Paterson

2005-06 RESULTS (16-12)

58 Kean.....	72
62 Keystone †.....	43
61 Drew •.....	62
51 Gallaudet.....	53
68 Hood †.....	59
74 City Tech.....	40
54 Old Westbury •.....	49
71 Albertus Magnus •.....	59
61 Baruch •.....	72
52 Lehman •.....	47
56 St. Joseph's (L.I.).....	51
36 Hunter •.....	65
40 Brooklyn.....	36
50 Medgar Evers •.....	30
43 Merchant Marine.....	56
64 Hunter.....	45
66 Albany Pharmacy †.....	62
63 Manhattanville.....	74
57 Staten Island.....	75
49 CCNY.....	28
53 Mt. St. Mary (N.Y.) •.....	62
48 Lehman.....	45
55 Baruch.....	61
69 York (N.Y.).....	57
52 CCNY •.....	31
54 Brooklyn †.....	46
69 Staten Island.....	77
26 Stevens Institute.....	63

Nickname: Bloodhounds
Colors: Blue & Gold
Arena: College Gym

Capacity: 1,000; Year Built: 1989
AD: Susan Larkin
SID: Amy Rowland

JOHNS HOPKINS

Baltimore, MD 21218-2684.....III

Coach: Nancy Funk, Messiah 76

2005-06 RESULTS (22-8)

45 Carnegie Mellon •.....	42
72 Rhodes •.....	67
66 Scranton •.....	75
60 Swarthmore.....	57
74 Muhlenberg •.....	63
65 McDaniel •.....	57
67 Washington (Md.).....	41
61 Ripon †.....	47
59 Trinity (Tex.).....	64
55 Emory.....	58
79 Bryn Mawr •.....	38
71 Haverford.....	51
65 Ursinus •.....	59
36 Muhlenberg.....	50
66 Frank. & Marsh.....	61
60 Bryn Mawr.....	31
73 Washington (Md.) •.....	39
71 Dickinson •.....	61
66 Swarthmore •.....	58
75 Haverford •.....	50
74 McDaniel.....	56
83 Villa Julie •.....	42
52 Ursinus.....	53
63 Gettysburg.....	59
64 Frank. & Marsh. •.....	65
53 Dickinson †.....	49
50 Muhlenberg.....	55
56 Frostburg St. •.....	38
66 Dickinson †.....	52
54 Pitt-Greensburg.....	59

Nickname: Blue Jays
Colors: Columbia Blue & Black
Arena: Newton H. White Center
Capacity: 1,200; Year Built: 1965
AD: Thomas P. Calder
SID: Ernie Larossa

JOHNSON & WALES (R.I.)

Providence, RI 02903.....III

Coach: Bethany Ellis, Yale 2001

2005-06 RESULTS (15-11)

58 Clark (Mass.).....	87
66 Lasell •.....	64
58 Russell Sage.....	54
71 Alfred †.....	59
54 Rhode Island Col.....	64
66 Roger Williams •.....	53
43 Colby-Sawyer.....	80
77 Fitchburg St. •.....	85
63 Mass.-Dartmouth.....	77
75 Plymouth St. •.....	69
48 Westfield St. •.....	54
64 Connecticut Col. •.....	56
36 Coast Guard.....	55
60 Western New Eng. •.....	58
64 Simmons.....	62
36 St. Joseph (Conn.).....	58
69 Rivier.....	50
26 Norwich.....	38
64 Suffolk •.....	55
40 Emmanuel (Mass.).....	65
79 Daniel Webster •.....	43
80 Pine Manor •.....	60
72 Albertus Magnus.....	55
60 Emerson •.....	42
94 Southern Vt. •.....	28
53 St. Joseph (Conn.) •.....	66

Nickname: Wildcats
Colors: Red & Gold
Arena: Harborside Student Ctr.

Capacity: 1,500; Year Built: 1998
AD: John Parente
SID: Dan Booth

JOHNSON C. SMITH

Charlotte, NC 28216.....II

Coach: Vanessa Taylor, Tuskegee 1991

2005-06 RESULTS (20-11)

49 Tusculum.....	61
59 Wingate †.....	57
58 Belmont Abbey.....	67
54 Lenoir-Rhyne †.....	62
56 Catawba.....	53
60 Newberry †.....	68
69 West Va. Tech †.....	58
72 Lees-McRae •.....	45
41 Mars Hill.....	63
57 Paine •.....	63
74 Paine.....	60
66 Virginia Union •.....	44
76 St. Paul's.....	65
74 Fayetteville St.....	72
61 Bowie St. •.....	50
78 Livingstone •.....	65
69 St. Augustine's.....	43
67 Winston-Salem.....	56
65 N.C. Central •.....	61
82 Livingstone.....	69
89 Virginia St. •.....	55
64 Elizabeth City St.....	74
61 Winston-Salem •.....	58
86 St. Augustine's •.....	58
66 Shaw.....	74
83 Fayetteville St. •.....	63
68 N.C. Central.....	75
65 Bowie St. †.....	54
75 Elizabeth City St. †.....	74
50 Shaw †.....	53
52 Clayton St. †.....	76

Nickname: Golden Bulls
Colors: Gold & Blue
Arena: Brayboy Gymnasium
Capacity: 2,316; Year Built: 1961
AD: Stephen W. Joyner
SID: Kristene Kelly

JOHNSON ST.

Johnson, VT 05656-9464.....III

Coach: Cassie Birkenfield,
Wayland Baptist 2004

2005-06 RESULTS (12-13)

66 Rivier.....	49
54 Lyndon St. •.....	73
40 Norwich •.....	60
49 Mount Ida.....	52
38 Lasell.....	61
64 Wheelock •.....	39
68 Lasell •.....	62
44 New England Col.....	56
50 Lesley •.....	39
29 Castleton St. •.....	51
74 Bay Path •.....	43
46 Husson.....	59
38 Maine Maritime.....	84
75 Green Mountain.....	54
34 Me.-Farmington •.....	69
69 Thomas •.....	80
49 Castleton St.....	73
65 Elms •.....	51
79 Becker •.....	54
61 Lyndon St.....	53
66 Lesley.....	61
65 Bay Path.....	44
52 Becker.....	63
74 Elms.....	68
49 Castleton St.....	70

Nickname: Badgers
Colors: Green, Blue & White

Arena: Carter Gymnasium
Capacity: 850; Year Built: 1965
AD: Barbara Lougee
SID: Michael Osborne

JUNIATA

Huntingdon, PA 16652.....III

Coach: Danielle Young, Juniata 2000

2005-06 RESULTS (13-12)

62 Thomas More †.....	87
78 Pitt-Bradford †.....	50
79 Penn St.-Altoona.....	55
59 Alvernia †.....	54
95 Farmingdale †.....	98
55 Susquehanna •.....	61
64 Moravian •.....	65
70 Waynesburg.....	55
85 Lycoming •.....	63
60 Lakeland †.....	64
51 Rutgers-Camden †.....	58
66 La Roche •.....	55
79 Grove City •.....	57
66 Elizabethtown.....	53
69 Widener.....	79
69 Messiah •.....	89
40 Albright.....	72
85 Lebanon Valley •.....	76
55 Moravian.....	67
40 Messiah.....	71
68 Widener •.....	50
66 Elizabethtown •.....	47
72 Lebanon Valley.....	58
48 Susquehanna.....	54
72 Albright •.....	57

Nickname: Eagles
Colors: Yale Blue & Old Gold
Arena: Sports & Rec Center
Capacity: 1,500; Year Built: 1982
AD: Lawrence R. Bock
SID: Joel Cookson

KALAMAZOO

Kalamazoo, MI 49006.....III

Coach: Tes Sobemehin Johnson,
Virginia 2000

2005-06 RESULTS (8-17)

81 Marietta •.....	71
63 Wis.-River Falls •.....	54
77 Anderson (Ind.) •.....	71
44 IPFW.....	98
39 Calvin •.....	62
78 Adrian.....	65
63 Olivet.....	72
69 North Central (Ill.).....	83
46 Wilmington (Ohio) •.....	90
53 Franklin •.....	79
28 Hope.....	93
55 Alma •.....	75
57 Albion.....	75
73 St. Mary's (Ind.) •.....	83
67 Tri-State.....	59
54 Calvin.....	57
58 Adrian •.....	67
44 Hope •.....	90
63 Alma.....	71
64 Albion.....	70
54 St. Mary's (Ind.).....	57
65 Tri-State.....	60
79 Olivet •.....	75
68 Tri-State •.....	66
47 Hope.....	80

Nickname: Hornets
Colors: Orange & Black
Arena: Anderson Athletic Center
Capacity: 2,000; Year Built: 1980
AD: Kristen Smith
SID: Steve Wideen

KANSAS

Lawrence, KS 66045-8881.....I

Coach: Bonnie Henrickson,
St. Cloud St. 1986

2005-06 RESULTS (17-13)

77 Binghamton •	53
70 Detroit •	68
70 Northeastern •	65
72 Birmingham-So. •	50
100 New Orleans •	50
73 UMKC •	51
90 Wisconsin •	87
73 Florida Int'l •	65
63 Creighton •	52
73 Pepperdine •	60
75 La Salle •	72
70 Texas •	61
61 Nebraska •	73
65 Colorado •	74
64 Texas A&M •	78
66 Oklahoma St. •	46
63 Kansas St. •	69
40 Baylor •	90
71 Colorado •	77
65 Iowa St. •	64
57 Oklahoma •	86
57 Missouri •	64
57 Nebraska •	65
57 Iowa St. •	56
50 Texas Tech •	62
81 Missouri •	71
44 Kansas St. •	62
52 Kansas St. †	72
59 UNI •	49
76 Mississippi •	78

Nickname: Jayhawks
Colors: Crimson & Blue
Arena: Allen Fieldhouse
Capacity: 16,300; Year Built: 1955
AD: Lew Perkins
SID: Beau White

KANSAS ST.

Manhattan, KS 66502-3355.....I

Coach: Deb Patterson, Rockford 1979

2005-06 RESULTS (24-10)

91 Detroit •	55
100 Santa Clara •	71
65 Wyoming •	55
78 Delaware St. •	30
82 Tex.-Pan American •	56
68 St. Joseph's •	78
77 Louisiana Tech •	66
75 UMKC •	42
69 Creighton •	59
75 UNC Wilmington †	49
72 St. Peter's •	64
53 Texas Tech •	51
42 Missouri •	68
39 Texas A&M •	66
85 Colorado •	66
67 Oklahoma St. •	57
70 Texas •	71
69 Kansas •	63
73 Iowa St. •	64
65 Missouri •	66
71 Nebraska •	64
67 Colorado •	62
66 Iowa St. •	71
62 Nebraska •	64
64 Oklahoma •	78
70 Baylor •	79
62 Kansas •	44
72 Kansas †	52
74 Baylor †	79
88 Idaho St. •	68
64 Fresno St. •	61
77 Nebraska •	63
57 Western Ky. •	56

77 Marquette •65

Nickname: Wildcats
Colors: Purple & White
Arena: Bramlage Coliseum
Capacity: 13,340; Year Built: 1986
AD: Tim Weiser
SID: Marlene Navor

KEAN

Union, NJ 07083III

Coach: Michele Sharp,
West Chester 1984

2005-06 RESULTS (17-12)

72 John Jay •	58
81 Olivet •	60
83 Wm. Paterson •	65
69 Ramapo •	61
75 TCNJ •	68
93 Rowan •	62
62 Richard Stockton •	94
101 York (N.Y.) •	45
87 Hunter •	57
66 Union (N.Y.) †	82
64 Lehman •	49
81 New Jersey City •	72
45 Scranton •	87
54 Rutgers-Newark •	60
72 Rutgers-Camden •	63
53 Montclair St. •	72
74 Richard Stockton •	59
68 Ramapo •	67
54 TCNJ •	85
58 Rowan •	61
51 New Jersey City •	55
76 Wm. Paterson •	83
74 Rutgers-Camden •	54
71 Rutgers-Newark •	60
71 Montclair St. •	77
63 Wm. Paterson •	75
71 FDU-Florham •	69
72 Stevens Institute •	70
61 Farmingdale •	73

Nickname: Cougars
Colors: Blue & White
Arena: Harwood Arena
Capacity: 2,500; Year Built: 2005
AD: Glenn Hedden
SID: Jack McKiernan

KEENE ST.

Keene, NH 03435-0000III

Coach: Keith Boucher, Plymouth St. 78

2005-06 RESULTS (16-12)

90 Curry •	54
72 Fitchburg St. •	64
58 Amherst •	51
75 Rhode Island Col. •	53
56 Williams •	59
74 Nichols •	61
66 Mass.-Dartmouth •	54
53 Roberts Wesleyan †	62
70 Warner Southern †	43
62 Rensselaer •	66
99 Mass.-Boston •	68
46 Western Conn. St. •	60
42 Westfield St. •	43
56 Southern Me. •	80
65 Eastern Conn. St. •	67
65 Rhode Island Col. •	49
69 Plymouth St. •	54
50 Middlebury •	46
73 Mass.-Dartmouth •	54
88 Mass.-Boston •	61
75 Eastern Conn. St. •	67
44 Western Conn. St. •	49
71 Plymouth St. •	54
29 Southern Me. •	88
75 Plymouth St. •	64

40 Southern Me.65
64 Emmanuel (Mass.)73

Nickname: Owls
Colors: Red & White
Arena: Spaulding Gym.
Capacity: 2,100; Year Built: 1968
AD: John C. Ratliff
SID: Stuart Kaufman

KENNESAW ST.

Kennesaw, GA 30144-5591II

Coach: Colby Tilley,
Appalachian St. 1972

2005-06 RESULTS (5-22)

95 Furman •	98
56 Maine •	88
69 Lipscomb •	68
52 Belmont •	61
87 Jacksonville St. •	92
52 Towson •	67
60 West Virginia •	100
66 East Tenn. St. •	74
66 Jacksonville •	60
45 North Fla. •	56
44 South Dakota St. •	92
58 Fla. Atlantic •	71
55 East Tenn. St. •	69
43 Gardner-Webb •	69
72 Campbell •	84
55 Mercer •	69
64 Stetson •	72
62 Fla. Atlantic •	83
65 Agnes Scott •	33
73 North Fla. •	75
63 Jacksonville •	66
58 Belmont •	73
87 Lipscomb •	79
55 Stetson •	58
75 Mercer •	65
88 Gardner-Webb •	91
52 Campbell •	66

Nickname: Lady Owls
Colors: Black & Gold
Arena: KSU Convocation Center
Capacity: 4,500; Year Built: 2005
AD: Dave Waples
SID: Mark Toma

KENT ST.

Kent, OH 44242-0001I

Coach: Bob Lindsay,
Massachusetts 1976

2005-06 RESULTS (21-9)

69 Lipscomb •	34
68 Auburn •	64
62 Valparaiso †	66
57 Elon †	54
77 Montana St. •	61
81 St. Bonaventure •	59
82 Alcorn St. †	59
48 Tex. A&M-Corp. Chris. •	68
87 Radford •	76
55 Hawaii •	61
56 Hawaii •	67
83 Ohio •	73
62 Akron •	38
58 Bowling Green •	61
83 Miami (Ohio) •	78
73 Buffalo •	56
55 Eastern Mich. •	65
57 Central Mich. •	51
85 Toledo •	57
63 Western Mich. •	69
68 Ball St. •	55
68 Northern Ill. •	58
73 Ohio •	66
52 Akron •	33
50 Bowling Green •	62

63 Miami (Ohio) •48
73 Buffalo59
69 Ball St. †52
70 Eastern Mich. †56
39 Bowling Green †64

Nickname: Golden Flashes
Colors: Navy Blue & Gold
Arena: M.A.C. Center
Capacity: 6,327; Year Built: 1950
AD: Laing E. Kennedy
SID: Adam Widman

KENTUCKY

Lexington, KY 40506-0032I

Coach: Mickie DeMoss,
Louisiana Tech 1977

2005-06 RESULTS (22-9)

81 IUPUI •	52
84 Stetson •	38
68 Indiana St. †	58
67 Hofstra †	54
71 Florida Int'l •	56
71 N.C. A&T •	40
63 Georgetown •	47
74 Detroit •	65
36 LSU •	66
105 Tennessee St. •	45
55 Louisville •	64
77 Wake Forest •	82
66 Bowling Green •	62
72 South Carolina •	60
80 Florida •	65
66 Georgia Tech †	62
57 Auburn •	71
81 Mississippi •	75
66 Tennessee •	63
57 Georgia •	91
61 Florida •	68
75 South Carolina •	71
79 Arkansas •	50
65 Mississippi •	61
51 Mississippi St. •	46
55 Vanderbilt •	72
80 Alabama •	60
88 Florida †	70
52 LSU †	79
69 Chattanooga †	59
63 Michigan St. †	67

Nickname: Wildcats
Colors: Blue & White
Arena: Memorial Coliseum
Capacity: 8,500; Year Built: 1950
AD: Mitch S. Barnhart
SID: Susan Lax

KENTUCKY ST.

Frankfort, KY 40601II

Coach: Michelle Clark-Heard,
Western Ky. 1990

2005-06 RESULTS (5-23)

77 Midway •	64
40 Fla. Gulf Coast •	80
55 North Ala. †	74
58 Paine •	65
64 Benedict •	72
60 Ala.-Huntsville •	69
55 Lincoln Memorial •	65
72 Clark Atlanta •	55
82 Lane •	83
40 Fort Valley St. •	62
68 Albany St. (Ga.) •	76
61 Paine •	76
67 Benedict •	88
49 Clark Atlanta •	57
38 Fort Valley St. •	64
55 Albany St. (Ga.) •	85
78 Lane •	75
61 Tuskegee •	70

54 Stillman •.....	52
61 LeMoyn-Owen •.....	59
47 Miles •.....	52
55 LeMoyn-Owen.....	62
49 Miles.....	54
43 Stillman.....	53
54 Tuskegee.....	80
45 LeMoyn-Owen †.....	57

Nickname: Thorobrettes
 Colors: Green & Gold
 Arena: William Exum HPER Center
 Capacity: 2,750; Year Built: 1994
 AD: Derita Ratcliffe
 SID: Ron Braden

KY. WESLEYAN

Owensboro, KY 42302-1039II

Coach: Ron Williams,
 Campbellsville 1996

2005-06 RESULTS (15-13)

71 Oakland City.....	59
63 Tenn.-Martin.....	75
93 Brescia •.....	63
56 Mo.-St. Louis.....	64
55 Mo.-Rolla.....	64
83 Lewis •.....	68
80 Wis.-Parkside •.....	58
58 Nova Southeastern.....	75
73 Barry.....	59
61 Saginaw Valley.....	74
76 Wayne St. (Mich.).....	72
47 Northern Ky.....	62
71 Bellarmine.....	78
77 SIU Edwardsville •.....	72
64 Quincy •.....	67
68 Rockhurst.....	60
71 Drury.....	79
70 St. Joseph's (Ind.) •.....	62
63 Indianapolis •.....	59
73 Oakland City.....	51
85 Southern Ind. •.....	75
66 Wis.-Parkside.....	53
59 Lewis.....	62
68 Bellarmine •.....	73
60 Northern Ky. •.....	62
59 Indianapolis.....	57
74 St. Joseph's (Ind.).....	64
66 Drury †.....	67

Nickname: Panthers
 Colors: Purple & White
 Arena: Owensboro Sportscenter
 Capacity: 5,002; Year Built: 1949
 AD: Tom Tallman
 SID: Roy Pickerill

KENYON

Gambier, OH 43022-9223III

Coach: Suzanne Helfant,
 Allegheny 1988

2005-06 RESULTS (21-7)

48 Marian (Ind.) †.....	34
65 Centre.....	51
82 Bethany (W.V.) •.....	58
61 Carleton †.....	58
56 North Park.....	47
70 Mt. St. Joseph.....	55
64 Allegheny •.....	58
54 Case Reserve.....	51
63 Earlham •.....	36
65 Thiel •.....	45
58 Mt. Vernon Naz. •.....	65
61 Wooster •.....	56
61 Denison.....	63
75 Ohio Wesleyan.....	88
63 Oberlin •.....	42
59 Wooster.....	30
56 Allegheny.....	65
65 Hiram •.....	38

51 Denison •.....	52
46 Wittenberg.....	54
98 Oberlin.....	40
53 Ohio Wesleyan •.....	50
68 Earlham.....	50
72 Wittenberg •.....	58
68 Hiram.....	42
66 Ohio Wesleyan •.....	58
52 Wittenberg.....	37
54 Denison †.....	68

Nickname: Ladies
 Colors: Purple & White
 Arena: Tomsich Arena
 Capacity: 2,000; Year Built: 1981
 AD: Peter Smith
 SID: Marty Fuller

KEUKA

Keuka Park, NY 14478-0098....III

Coach: Dave Sweet, Eastern Mich. 1978

2005-06 RESULTS (16-10)

54 William Smith •.....	63
71 Penn St.-Berks.....	75
72 Keystone.....	59
66 William Smith †.....	68
51 Pitt.-Bradford †.....	55
55 Cortland St. •.....	68
46 Rochester †.....	81
68 Nazareth †.....	47
55 Brockport St. †.....	64
72 Cazenovia •.....	42
51 Villa Julie.....	54
67 Baptist Bible (Pa.).....	59
68 Bard •.....	32
53 D'Youville.....	37
76 Keystone •.....	36
79 Purchase St. •.....	36
73 Bard.....	32
66 Polytechnic (N.Y.).....	29
71 Cazenovia.....	50
75 Phila. Bible •.....	49
55 D'Youville •.....	64
73 Baptist Bible (Pa.) •.....	57
71 Cazenovia.....	34
53 Villa Julie •.....	46
61 D'Youville †.....	52
47 Oneonta St.....	55

Nickname: Storm
 Colors: Green & Gold
 Arena: Weed Physical Arts Center
 Capacity: 1,800; Year Built: 1973
 AD: David M. Sweet
 SID: Seth Fikes

KEYSTONE

La Plume, PA 18440.....III

Coach: Dave Sweet, Eastern Mich. 1978

2005-06 RESULTS (5-21)

43 Olivet †.....	93
43 John Jay †.....	62
78 Potsdam St. •.....	65
67 Marywood •.....	78
80 Mitchell •.....	57
47 Elmira •.....	94
59 Keuka •.....	72
61 Villa Julie •.....	75
49 Arcadia.....	73
34 Albright.....	88
45 D'Youville •.....	72
53 Purchase St.....	59
68 Bard.....	49
51 Cazenovia.....	58
55 Baptist Bible (Pa.) •.....	78
36 Keuka.....	76
68 Polytechnic (N.Y.) •.....	24
53 D'Youville.....	56
52 Phila. Bible.....	80
56 Lycoming •.....	69

74 Bard •.....	57
37 Penn St.-Berks •.....	54
53 Baptist Bible (Pa.).....	75
43 Chestnut Hill.....	77
43 Cazenovia •.....	58
59 D'Youville.....	61

Nickname: Giants
 Colors: Navy Blue, Orange & White
 AD: Michael W. Mauld
 SID: To be named

KING'S (PA.)

Wilkes-Barre, PA 18711-0801 ..III

Coach: Brian Donoghue, Drexel 1994

2005-06 RESULTS (13-13)

49 North Park †.....	54
52 Wesleyan (Conn.) †.....	59
61 Elizabethtown †.....	48
60 Cabrini.....	48
64 Wilkes.....	56
65 Delaware Valley.....	72
63 Gwynedd-Mercy.....	73
72 Widener •.....	67
78 Ithaca †.....	65
54 Waldorf †.....	55
70 Potsdam St. •.....	43
36 Messiah •.....	43
55 Montclair St.....	69
70 Lycoming •.....	52
75 DeSales •.....	61
68 Scranton.....	86
58 FDU-Florham •.....	66
88 Drew.....	78
44 Delaware Valley •.....	60
44 Scranton •.....	68
78 DeSales.....	73
61 Lycoming.....	42
78 Wilkes.....	60
75 Drew.....	61
57 FDU-Florham.....	71
51 Scranton.....	70

Nickname: Monarchs
 Colors: Red & Gold
 Arena: Scandlon Gym
 Capacity: 3,200; Year Built: 1968
 AD: Cheryl J. Ish
 SID: Bob Ziadie

KNOX

Galesburg, IL 61401-4999.....III

Coach: Wendy Rogers,
 Eastern Conn. 1993

2005-06 RESULTS (3-20)

59 MacMurray •.....	58
56 Rockford •.....	75
66 Westminster (Mo.) •.....	57
47 Carroll (Wis.) •.....	79
53 Lawrence •.....	62
60 Eureka.....	66
57 Concordia (Ill.) •.....	77
44 Eureka •.....	68
46 Clarke •.....	60
48 Lake Forest.....	77
79 Beloit.....	67
52 Ripon.....	85
65 Monmouth (Ill.).....	73
62 Illinois Col.....	74
60 Grinnell •.....	77
45 St. Norbert •.....	87
65 Beloit.....	72
49 Lake Forest.....	77
51 Lawrence.....	79
52 Carroll (Wis.).....	66
50 Monmouth (Ill.) •.....	62
59 Grinnell.....	63
60 Illinois Col. •.....	68

Nickname: Prairie Fire

Colors: Purple & Gold
 Arena: Memorial Gym
 Capacity: 3,000; Year Built: 1951
 AD: Chad Eisele
 SID: Kevin Walden

KUTZTOWN

Kutztown, PA 19530-0721II

Coach: Janet Malouf, Rutgers 89

2005-06 RESULTS (16-12)

78 Columbia Union.....	59
71 Davis & Elkins •.....	63
91 Alderson-Broadbudd •.....	67
40 NJIT.....	49
84 Penn St.-Berks •.....	40
49 California (Pa.).....	76
74 Shippensburg.....	68
80 Columbia Union •.....	56
79 Lincoln (Pa.) •.....	53
52 Indiana (Pa.).....	62
64 Lock Haven.....	86
69 Clarion •.....	65
79 Cheyney •.....	56
54 Edinboro •.....	69
57 Slippery Rock •.....	58
73 Bloomsburg.....	62
69 West Chester •.....	58
50 Mansfield.....	45
40 Millersville.....	57
71 East Stroudsburg •.....	61
64 Cheyney.....	50
60 Bloomsburg •.....	47
52 West Chester.....	65
67 Mansfield •.....	83
56 Millersville.....	69
64 East Stroudsburg.....	65
55 East Stroudsburg.....	50
46 Edinboro †.....	77

Nickname: Golden Bears
 Colors: Maroon & Gold
 Arena: Keystone Hall
 Capacity: 3,400; Year Built: 1971
 AD: Greg Bamberger
 SID: Josh Leiboff

LA ROCHE

Pittsburgh, PA 15237III

Coach: Eddie Benton, Vermont 1994

2005-06 RESULTS (7-18)

44 Geneva •.....	67
49 Hilbert.....	61
47 Medaille.....	77
58 Oberlin.....	54
54 Waynesburg •.....	55
41 Westminster (Pa.) •.....	42
55 Juniata.....	66
50 Pitt.-Greensburg •.....	61
51 Frostburg St. •.....	68
40 Grove City.....	53
63 Penn St.-Altoona.....	75
69 Mt. Aloysius.....	51
33 Pitt.-Bradford •.....	39
29 Penn St.-Behrend •.....	58
49 Lake Erie •.....	60
57 Medaille •.....	70
61 Hilbert •.....	49
55 Chatham.....	47
44 Frostburg St.....	53
46 Pitt.-Greensburg.....	68
66 Lake Erie.....	41
66 Mt. Aloysius •.....	55
49 Penn St.-Altoona •.....	35
41 Penn St.-Behrend.....	55
33 Pitt.-Bradford.....	59

Nickname: Redhawks
 Colors: Red & White
 Arena: Kerr Fitness & Sports Cen
 Capacity: 1,200; Year Built: 1993

AD: Jim Tinkey
SID: Scott Lang

LA SALLE

Philadelphia, PA 19141-1199I

Coach: Tom Lochner, Temple 1989

2005-06 RESULTS (11-17)

72 Tenn.-Martin †	55
54 Texas-Arlington †	60
60 Delaware	70
77 Wagner •	53
70 Binghamton	84
74 Rider •	50
48 Drexel	53
57 Villanova •	58
57 Vanderbilt •	70
72 Kansas	75
55 Rhode Island	48
59 Richmond	58
64 Temple •	66
86 St. Bonaventure •	66
61 Rhode Island •	53
52 Duquesne	43
65 St. Joseph's •	50
67 Penn •	49
60 Massachusetts •	67
57 Charlotte	77
60 St. Louis	70
62 Dayton •	50
62 Xavier •	70
49 George Washington	67
55 St. Joseph's	61
68 Fordham •	76
55 Massachusetts	63
53 Richmond †	60

Nickname: Explorers
Colors: Blue & Gold
Arena: Tom Gola Arena
Capacity: 4,000; Year Built: 1972
AD: Thomas M. Brennan
SID: Marc Mullen

LA VERNE

La Verne, CA 91750-4443III

Coach: Julie Kline, Whittier 87

2005-06 RESULTS (12-13)

56 Menlo †	75
81 Cal St. East Bay	86
54 George Fox †	87
58 Marian (Wis.) †	65
58 Chapman	72
69 La Sierra	60
61 McMurry †	80
101 Eastern Nazarene †	40
73 Chapman	74
60 Occidental †	55
54 Redlands †	51
74 Cal Lutheran	82
76 Pomona-Pitzer	47
64 La Sierra	72
72 Caltech †	46
65 Claremont-M-S	60
71 Whittier †	61
42 Occidental	50
42 Redlands	64
66 Cal Lutheran •	74
82 LIFE Bible	33
63 Pomona-Pitzer •	48
61 Caltech	43
52 Claremont-M-S •	65
81 Whittier	79

Nickname: Leopards
Colors: Orange & Green
Arena: Student Center Gym
Capacity: 900; Year Built: 1973
AD: Christopher M. Ragsdale
SID: Will Darity

LAFAYETTE

Easton, PA 18042.....I

Coach: Tammy Smith,
East Stroudsburg 1982

2005-06 RESULTS (8-20)

63 Wagner •	46
56 St. Francis (N.Y.) •	51
63 Long Island	48
50 James Madison †	70
56 Buffalo •	66
85 Howard	89
40 Radford	56
46 UMB	60
71 Fairleigh Dickinson •	59
58 Loyola Marymount †	68
52 Akron †	53
47 Princeton	73
39 Holy Cross	78
56 Colgate •	69
71 Navy •	75
60 Penn	56
67 Lehigh •	64
60 Army	75
74 American	75
48 Bucknell	62
54 Holy Cross •	49
71 Colgate	80
63 Navy	73
51 Bucknell •	54
50 Lehigh	79
52 Army •	71
73 American •	66
55 Army	74

Nickname: Leopards
Colors: Maroon & White
Arena: Kirby Sports Center
Capacity: 3,500; Year Built: 1973
AD: Bruce McCutcheon
SID: Tracy Nelson

LAGRANGE

La Grange, GA 30240III

Coach: Kelly Britsky, LaGrange 1993

2005-06 RESULTS (9-18)

62 Judson (Ala.)	68
48 Sewanee	67
88 Methodist	86
61 Ferrum †	88
62 Spelman	69
66 Emory •	74
49 Agnes Scott	68
57 Oglethorpe	84
56 Millsaps †	67
67 Dallas	77
46 Agnes Scott	60
47 Maryville (Tenn.)	88
109 Fisk	50
36 Piedmont •	68
65 Dallas •	71
80 Wesleyan (Ga.)	27
80 Rust	71
65 Huntingdon •	69
66 Spelman •	60
38 Huntingdon	60
65 Piedmont	77
52 Maryville (Tenn.) •	73
80 Fisk •	37
66 Wesleyan (Ga.) •	40
79 Judson (Ala.) •	45
74 Huntingdon	72
57 Maryville (Tenn.) •	90

Nickname: Panthers
Colors: Red & Black
Arena: Mariotti Gymnasium
Capacity: 500; Year Built: 1959
AD: Philip R. Williamson
SID: John Hughes

LAKE ERIE

Painesville, OH 44077.....III

Coach: Bob Booher, Ohio 1971

2005-06 RESULTS (6-17)

71 Ursuline	75
78 Chatham •	67
57 Medaille	72
51 Hilbert	67
57 Hiram	79
53 Hiram •	68
62 Frostburg St. •	77
61 Pitt.-Greensburg •	74
82 Mt. Aloysius	77
57 Penn St.-Altoona	55
44 Penn St.-Behrend •	54
53 Pitt.-Bradford •	51
60 La Roche	49
66 Hilbert •	72
70 Medaille •	74
44 Pitt.-Greensburg	71
53 Frostburg St.	64
41 La Roche •	66
68 Penn St.-Altoona •	76
77 Mt. Aloysius •	69
54 Wooster	66
42 Pitt.-Bradford	61
50 Penn St.-Behrend	65

Nickname: Storm
Colors: Green & White
Arena: Athletics and Wellness Center
Capacity: 800; Year Built: 2004
AD: Ken Krsolovic
SID: Brittney Murphy

LAKE FOREST

Lake Forest, IL 60045.....III

Coach: Jackie Slaats, Iowa St. 1986

2005-06 RESULTS (14-9)

65 Concordia (Ill.) •	57
52 Wis.-Platteville •	48
60 Ill. Wesleyan •	59
70 Wis.-Whitewater	83
62 Edgewood	53
61 St. Norbert •	74
67 Carroll (Wis.) •	84
58 Carthage	57
73 Trinity Int'l •	48
67 Monmouth (Ill.) •	58
77 Knox •	48
75 Ripon	90
64 Lawrence	73
70 Illinois Col.	44
73 Grinnell	65
75 Beloit •	58
33 Ripon •	47
77 Knox	49
56 Carroll (Wis.)	68
60 St. Norbert	62
63 Illinois Col. •	40
63 Monmouth (Ill.)	65
75 Grinnell •	60

Nickname: Foresters
Colors: Red & Black
Arena: Sports Center
Capacity: 1,200; Year Built: 1968
AD: Jackie A. Slaats
SID: Mike Wajerski

LAKE SUPERIOR ST.

Sault Ste. Marie, MI 49783II

Coach: Kris Dunbar, Lake Superior St 92

2005-06 RESULTS (21-8)

80 Lewis	75
75 Wis.-Parkside †	64
79 Quincy †	72
85 Salem Int'l †	51

70 Ashland •	68
54 Findlay	63
89 Northwood	64
85 Ferris St. •	86
68 Lewis †	54
77 SIU Edwardsville †	64
69 Indianapolis •	55
65 Northern Mich. •	53
74 Michigan Tech •	58
47 Grand Valley St.	63
82 Ferris St.	80
70 Gannon •	54
72 Mercyhurst •	41
105 Finlandia •	58
87 Hillsdale	90
100 Wayne St. (Mich.)	73
63 Grand Valley St. •	65
78 Saginaw Valley •	73
100 Northern Mich.	77
41 Michigan Tech	72
76 Saginaw Valley	69
86 Northwood •	72
64 Michigan Tech	50
80 Ashland †	87
66 Lewis †	89

Nickname: Lakers
Colors: Royal Blue & Gold
Arena: James Norris Center
Capacity: 2,500; Year Built: 1976
AD: Kris Dunbar
SID: Linda Bouvet

LAKELAND

Sheboygan, WI 53082-0359III

Coach: April Arvan, Lakeland 93

2005-06 RESULTS (21-8)

61 Cornell College •	63
51 Clarke •	45
49 Rockford •	58
65 Buena Vista †	63
50 Wis.-La Crosse	78
59 Milwaukee Engr.	57
46 Edgewood	41
60 Alverno •	25
59 Marian (Wis.)	32
64 Juniata †	60
72 Concordia-Austin †	53
45 Dominican (Ill.)	39
58 Wis. Lutheran •	20
48 Benedictine (Ill.)	65
65 Concordia (Wis.)	72
54 Maranatha Baptist •	41
66 Marian (Wis.) •	57
72 Silver Lake	41
45 Wis. Lutheran	56
42 Dominican (Ill.) •	31
61 Concordia (Wis.) •	51
55 Alverno	34
65 Edgewood •	54
47 Milwaukee Engr. •	52
66 Maranatha Baptist	40
53 Maranatha Baptist •	28
53 Marian (Wis.) •	38
69 Concordia (Wis.) •	56
41 Maryville (Mo.) †	48

Nickname: Muskies
Colors: Navy & Gold
Arena: Todd Wehr Center
Capacity: 1,500; Year Built: 1985
AD: Jane Bouche
SID: David Gallianetti

LAMAR

Beaumont, TX 77710I

Coach: Leonard Drake, Central Mich.
1977

2005-06 RESULTS (11-16)

42 Denver •	45
-------------	----

84 Oral Roberts.....	111
85 Wiley •.....	50
89 Ark.-Monticello •.....	94
61 Tex. A&M-Corp. Chris.....	80
78 William Carey •.....	42
68 Prairie View.....	51
87 Huston-Tillotson •.....	64
47 UNLV.....	76
52 McNeese St.	51
67 Texas St. •.....	73
58 Stephen F. Austin •.....	80
41 Texas-Arlington.....	78
47 La.-Monroe.....	56
72 Northern Colo. •.....	71
73 Nicholls St. •.....	70
60 Stephen F. Austin.....	86
54 McNeese St. •.....	67
67 Texas St.	70
50 UTSA •.....	53
51 Sam Houston St.....	46
57 Texas-Arlington •.....	60
66 Northwestern St. •.....	62
55 La.-Monroe •.....	64
78 Nicholls St.....	60
59 Southeastern La.....	49
53 Stephen F. Austin.....	54

Nickname: Lady Cardinals
 Colors: Red & White
 Arena: Montagne Center
 Capacity: 10,080; Year Built: 1984
 AD: Billy Tubbs
 SID: Matt Bush

LANDER

Greenwood, SC 29649-2099.....II

Coach: Kevin Pederson, Clemson 1999

2005-06 RESULTS (5-23)

66 Lenoir-Rhyne •.....	75
72 Newberry †.....	69
67 Presbyterian.....	101
77 Erskine •.....	69
73 Virginia Union •.....	68
65 UNC Pembroke.....	77
61 Francis Marion •.....	66
60 Limestone •.....	71
91 North Greenville •.....	87
40 Armstrong Atlantic.....	68
62 Augusta St.....	73
65 GC&SU.....	84
58 S.C.-Aiken.....	71
59 Clayton St. •.....	78
65 UNC Pembroke •.....	74
59 Francis Marion.....	74
45 Clayton St.....	64
46 Columbus St. •.....	86
77 S.C. Upstate •.....	84
39 Columbus St.....	70
64 Armstrong Atlantic •.....	78
44 Augusta St. •.....	58
77 S.C. Upstate.....	98
48 GC&SU •.....	45
54 S.C.-Aiken.....	70
37 Columbus St. †.....	71

Nickname: Lady Bearcats
 Colors: Blue & Gold
 Arena: Finis Horne Arena
 Capacity: 2,500; Year Built: 1993
 AD: Jefferson J. May
 SID: Bob Stoner

LANE

Jackson, TN 38301-4598.....II

Coach: Surina Dixon, Mississippi Val. 1983

2005-06 RESULTS (6-22)

61 Henderson St. †.....	107
60 Arkansas Tech.....	75
55 Christian Bros. •.....	66

119 Fisk •.....	36
66 Benedict.....	74
66 Paine.....	76
62 Ouachita Baptist.....	87
77 Clark Atlanta •.....	62
83 Kentucky St. •.....	82
70 Albany St. (Ga.).....	80
64 Fort Valley St.....	69
56 Benedict.....	71
57 Paine •.....	77
70 Clark Atlanta.....	55
58 Albany St. (Ga.) •.....	61
65 Fort Valley St. •.....	73
75 Kentucky St.....	78
57 Stillman.....	60
65 Tuskegee •.....	71
74 Christian Bros.....	72
90 Fisk.....	35
62 Miles •.....	69
62 Miles.....	76
68 LeMoyn-Owen †.....	72
77 Tuskegee.....	85
48 LeMoyn-Owen •.....	61
44 Stillman.....	55
51 Miles †.....	84

Nickname: Dragons
 Colors: Cardinal Red & Royal Blue
 Arena: J.F. Lane Center
 Capacity: 2,500; Year Built: 1974
 AD: Ronald Abernathy
 SID: Gregory Borman

LASELL

Newton, MA 02466.....III

Coach: Matt Stein, Connecticut 1998

2005-06 RESULTS (15-12)

51 Salem St.....	79
61 St. Thomas (Minn.) †.....	83
64 Johnson & Wales (R.I.).....	66
54 Regis (Mass.) •.....	36
86 Bay Path.....	24
58 Castleton St. •.....	53
61 Johnson St. •.....	38
52 WPI.....	61
55 Castleton St.....	43
62 Johnson St.....	68
70 Becker.....	51
52 St. Joseph's (Me.).....	59
74 Bay Path •.....	21
66 Lesley.....	39
50 Plymouth St.....	78
61 Mount Ida.....	53
81 Wheelock.....	24
52 Husson •.....	55
54 Maine Maritime •.....	69
84 Elms.....	48
74 Becker •.....	50
80 Elms •.....	52
66 Lesley •.....	41
95 Thomas.....	100
69 Me.-Farmington.....	83
80 Elms •.....	47
64 Me.-Farmington †.....	81

Nickname: Lasers
 Colors: Columbia & Navy
 Arena: Lasell Athletic Center
 Capacity: 300; Year Built: 1997
 AD: Kristy Walter
 SID: Jessica King

LAWRENCE

Appleton, WI 54912-0599.....III

Coach: Amy Proctor, St. Norbert 1986

2005-06 RESULTS (19-5)

67 Clarke †.....	60
63 Cornell College †.....	45
78 Milwaukee Engr.....	50
82 Marian (Wis.) •.....	74

67 Illinois Col.....	65
62 Knox.....	53
98 Finlandia •.....	49
81 Cascade †.....	63
66 Concordia (Ore.).....	58
61 Ripon.....	65
64 Beloit.....	48
83 Grinnell •.....	77
73 Lake Forest •.....	64
76 Carroll (Wis.) •.....	56
48 St. Norbert.....	47
63 Monmouth (Ill.).....	66
61 Grinnell.....	54
76 Ripon.....	71
79 Knox •.....	51
69 Illinois Col. •.....	52
59 Beloit •.....	36
49 Carroll (Wis.).....	72
57 St. Norbert •.....	58
49 St. Norbert †.....	64

Nickname: Vikings
 Colors: Blue & White
 Arena: Alexander Gym
 Capacity: 1,000; Year Built: 1929
 AD: Robert Beeman
 SID: Joe Vanden Acker

LE MOYNE

Syracuse, NY 13214-1399.....II

Coach: Jeanne Dupree, Le Moyne 95

2005-06 RESULTS (11-17)

51 Lock Haven.....	66
57 C.W. Post.....	51
67 St. Anselm •.....	53
41 Bentley.....	51
70 Merrimack •.....	59
74 Stonehill.....	84
56 Mass.-Lowell.....	59
76 St. Rose •.....	68
74 Eckerd •.....	50
55 Dowling •.....	35
48 St. Michael's.....	71
42 Franklin Pierce •.....	44
53 Southern N.H. •.....	42
60 Mass.-Lowell •.....	51
46 Bentley •.....	49
54 Merrimack.....	60
54 Stonehill •.....	62
43 Franklin Pierce.....	69
50 Southern N.H.....	37
78 Mansfield.....	57
55 St. Anselm.....	59
66 St. Michael's •.....	63
76 Bryant.....	83
50 Assumption •.....	62
69 American Int'l.....	73
49 Pace •.....	69
38 Southern Conn. St.....	70
58 St. Rose.....	67

Nickname: Dolphins
 Colors: Green & Gold
 Arena: Ted Grant Court
 Capacity: 2,000; Year Built: 1954
 AD: Richard W. Rockwell
 SID: Mike Donlin

LEBANON VALLEY

Annville, PA 17003-1400.....III

Coach: Peg Kauffman, Millersville 87

2005-06 RESULTS (7-18)

89 Arcadia •.....	65
62 Delaware Valley •.....	79
66 Rosemont •.....	68
47 Widener.....	78
52 Messiah •.....	78
85 Rowan.....	66
67 Delaware Valley •.....	71
62 Misericordia.....	63

78 McDaniel.....	90
87 Neumann •.....	57
58 Moravian.....	70
81 Elizabethtown.....	72
62 Albright •.....	70
60 Susquehanna •.....	63
67 Lincoln (Pa.) •.....	55
76 Juniata.....	85
59 Messiah.....	88
70 Widener •.....	77
42 Dickinson.....	69
60 Elizabethtown •.....	68
102 Eastern •.....	50
60 Moravian.....	90
58 Juniata •.....	72
49 Albright.....	45
45 Susquehanna.....	68

Nickname: Flying Dutchmen
 Colors: Blue, White
 Arena: Lynch Memorial Gymnasium
 Capacity: 1,400; Year Built: 1950
 AD: Kathleen Tierney
 SID: Braden Snyder

LEES-MCRAE

Banner Elk, NC 28604-0128.....III

Coach: John Siers, LaGrange 1993

2005-06 RESULTS (12-16)

59 Lincoln Memorial •.....	55
53 Nova Southeastern.....	56
73 Barry †.....	68
79 Anderson (S.C.).....	80
53 Lincoln Memorial.....	64
67 Coker •.....	60
45 Johnson C. Smith.....	72
61 Radford.....	82
77 St. Andrews •.....	79
84 Queens (N.C.).....	71
64 Pfeiffer •.....	51
69 Barton.....	76
70 Converse.....	65
55 Limestone.....	77
61 Mount Olive.....	73
82 Belmont Abbey •.....	75
65 Erskine •.....	62
77 Coker.....	54
78 Pfeiffer.....	70
65 Anderson (S.C.) •.....	106
64 Barton.....	80
66 Limestone •.....	70
74 St. Andrews.....	56
61 Erskine.....	72
62 Belmont Abbey.....	78
84 Queens (N.C.) •.....	73
60 Mount Olive •.....	66
57 Mount Olive.....	104

Nickname: Bobcats
 Colors: Forest Green & Gold
 Arena: Williams Gym
 Capacity: 1,200; Year Built: 1975
 AD: Ried Estus
 SID: Jason Levesque

LEHIGH

Bethlehem, PA 18015-3089.....I

Coach: Sue Troyan, Dickinson 1988

2005-06 RESULTS (10-18)

73 Penn.....	76
77 Brown •.....	69
57 Princeton.....	68
57 Drexel.....	58
64 Monmouth •.....	45
58 Arizona.....	78
63 Tulane †.....	65
48 Binghamton.....	72
75 Va. Commonwealth •.....	59
70 Fairfield •.....	42
58 New Hampshire •.....	66

61 Yale.....	66
67 Columbia •.....	38
60 American.....	41
82 Navy •.....	89
60 Army •.....	53
45 Bucknell •.....	58
64 Lafayette.....	67
63 Holy Cross •.....	69
69 Colgate.....	71
68 American •.....	75
42 Navy.....	49
67 Army.....	76
71 Colgate •.....	53
79 Lafayette •.....	50
56 Bucknell.....	55
65 Holy Cross.....	72
54 Bucknell †.....	64

Nickname: Mountain Hawks
 Colors: Brown & White
 Arena: Stabler Arena
 Capacity: 5,600; Year Built: 1979
 AD: Joseph D. Sterrett
 SID: Jeff Tourial

LEHMAN

Bronx, NY 10468-1589.....III

Coach: Eric Harrison, Potsdam St. 95

2005-06 RESULTS (11-16)

46 Utica/Rome †.....	41
39 Utica.....	81
57 St. Joseph's (L.I.) •.....	69
64 Stevens Institute •.....	52
65 Staten Island •.....	75
47 John Jay.....	52
68 Rutgers-Newark.....	82
52 Old Westbury •.....	55
49 Kean •.....	64
61 CCNY.....	27
42 Baruch.....	68
47 Drew •.....	63
53 Hunter.....	58
59 York (N.Y.).....	46
75 Brooklyn.....	45
49 Western Conn. St.....	46
77 City Tech.....	40
69 Medgar Evers •.....	39
77 Hunter •.....	71
48 New Jersey City •.....	63
45 John Jay •.....	48
55 Manhattanville •.....	61
46 Farmingdale.....	85
69 CCNY.....	40
58 Baruch.....	62
66 Hunter †.....	65
51 Baruch †.....	67

Nickname: Lightning
 Colors: Royal Blue, Vegas Gold & White
 Arena: The APEX
 Capacity: 1,300; Year Built: 1994
 AD: Martin L. Zwiren
 SID: Eric Harrison

LEMOYNE-OWEN

Memphis, TN 38126.....II

Coach: William Anderson,
 LeMoyne-Owen 1997

2005-06 RESULTS (10-19)

36 Christian Bros.....	56
48 Mississippi Val. •.....	71
58 Henderson St. •.....	73
76 Albany St. (Ga.) •.....	68
48 Fort Valley St. •.....	55
45 Christian Bros. •.....	53
42 Delta St.....	63
58 Arkansas Tech •.....	65
53 Paine.....	77
66 Benedict.....	76
60 Stillman •.....	67

58 Tuskegee •.....	52
66 Clark Atlanta •.....	43
53 Miles.....	46
49 Stillman.....	56
47 Tuskegee.....	53
63 Paine •.....	66
52 Benedict •.....	50
51 Albany St. (Ga.).....	65
48 Fort Valley St.....	60
73 Rust.....	75
59 Kentucky St.....	61
62 Kentucky St. •.....	55
72 Lane †.....	68
66 Clark Atlanta.....	65
61 Lane.....	48
52 Miles •.....	67
57 Kentucky St. †.....	45
47 Fort Valley St. †.....	57

Nickname: Lady Magicians
 Colors: Purple & Old Gold
 Arena: Bruce Hall Gym
 Capacity: 1,000; Year Built: 1954
 AD: David "Smokey" Gaines
 SID: Tamikia White

LENOIR-RHYNE

Hickory, NC 28603.....II

Coach: Todd Starkey, Montreat 1993

2005-06 RESULTS (10-18)

75 Lander.....	66
67 St. Augustine's †.....	69
52 Livingstone.....	40
54 King (Tenn.).....	66
62 Johnson C. Smith †.....	54
62 S.C.-Aiken †.....	65
63 Virginia St.....	50
60 Chowan.....	67
88 Montreat •.....	78
90 Virginia St. •.....	76
50 Winston-Salem.....	61
60 Tampa †.....	72
68 Converse †.....	44
57 Catawba.....	78
54 Carson-Newman •.....	70
71 Mars Hill.....	83
74 Wingate •.....	67
61 Presbyterian •.....	78
60 Newberry.....	75
51 Tusculum.....	73
75 Catawba •.....	72
57 Carson-Newman.....	69
78 Mars Hill •.....	64
65 Wingate.....	76
55 Presbyterian.....	71
50 Newberry •.....	85
71 Tusculum.....	79
58 Carson-Newman.....	70

Nickname: Bears
 Colors: Red & Black
 Arena: Shuford Memorial Gym
 Capacity: 3,200; Year Built: 1957
 AD: Neill McGeachy
 SID: John Karrs

LESLEY

Cambridge, MA 02138-2790...II

Coach: James Burfoot,
 Mass.-Boston 2000

2005-06 RESULTS (7-18)

71 Bay Path •.....	23
54 Regis (Mass.).....	64
68 Bay Path.....	26
53 Elms •.....	63
59 Becker •.....	47
64 Rivier •.....	53
70 Yeshiva.....	54
57 City Tech.....	65
45 Pine Manor •.....	57

45 Castleton St.....	75
39 Johnson St.....	50
48 Becker.....	47
39 Lasell •.....	66
42 Mount Ida •.....	52
43 MIT.....	63
59 Wheelock.....	29
40 Elms.....	49
41 Me.-Farmington •.....	72
72 Thomas.....	100
44 Newbury.....	52
61 Johnson St. •.....	66
44 Castleton St. •.....	57
41 Lasell.....	66
37 Husson.....	79
37 Maine Maritime.....	76

Nickname: Lynx
 Colors: Forest Green & Gold
 AD: Stanley C. Vieira
 SID: Josh Streit

LETOURNEAU

Longview, TX 75607-7001.....III

Coach: Tina Robbins,
 Mo. Western St. 1995

2005-06 RESULTS (8-17)

76 Rhema.....	52
58 Texas Lutheran •.....	71
82 Schreiner •.....	77
61 McMurry.....	92
44 Hardin-Simmons.....	82
63 Dallas Christian •.....	57
48 Howard Payne •.....	70
74 Sul Ross St. •.....	46
65 Concordia-Austin.....	83
60 Mary Hardin-Baylor.....	68
72 East Tex. Baptist •.....	61
47 Mississippi Col. •.....	85
76 Louisiana Col. •.....	65
50 Austin.....	72
62 Ozarks (Ark.).....	82
64 East Tex. Baptist.....	69
75 Texas-Dallas •.....	82
60 Texas-Tyler.....	94
64 Texas-Dallas.....	78
65 Texas-Tyler.....	77
40 Mississippi Col.....	79
53 Louisiana Col.....	65
68 Rhema •.....	60
61 Austin •.....	70
93 Ozarks (Ark.) •.....	92

Nickname: LadyJackets
 Colors: Blue & Gold
 Arena: Solheim Arena
 Capacity: 1,200; Year Built: 1996
 AD: Duane Tragdon
 SID: Shane Meling

LEWIS

Romeoville, IL 60446.....II

Coach: Lynn Plett, Tabor 75

2005-06 RESULTS (19-11)

75 Lake Superior St. •.....	80
71 Michigan Tech •.....	53
55 Michigan Tech †.....	56
66 Grand Valley St.....	63
81 St. Joseph's (Ind.) •.....	65
69 Indianapolis •.....	60
68 Ky. Wesleyan.....	83
71 Southern Ind.....	57
53 Wis.-Green Bay.....	103
54 Lake Superior St. †.....	68
95 Ferris St.....	85
78 Mo.-St. Louis •.....	67
65 Mo.-Rolla •.....	60
84 St. Xavier.....	67
86 Wis.-Parkside •.....	62
51 Northern Ky.....	62

72 Bellarmine.....	57
73 SIU Edwardsville •.....	56
73 Quincy •.....	55
72 Rockhurst.....	69
71 Drury.....	90
69 Wis.-Parkside.....	64
62 Ky. Wesleyan •.....	59
59 Indianapolis.....	56
89 St. Joseph's (Ind.).....	69
67 Bellarmine •.....	79
65 Northern Ky. •.....	75
55 Mo.-Rolla †.....	68
89 Lake Superior St. †.....	66
68 Drury.....	85

Nickname: Flyers
 Colors: Red & White
 Arena: Neil Carey Arena
 Capacity: 855; Year Built: 1961
 AD: Dan Schumacher
 SID: Mickey Smith

LEWIS & CLARK

Portland, OR 97219-7899.....III

Coach: Juli Fulks, Capital

2005-06 RESULTS (12-12)

77 Smith.....	36
56 Scranton •.....	66
70 Claremont-M-S.....	75
74 Pomona-Pitzer.....	57
82 Willamette •.....	37
75 Puget Sound •.....	53
78 Cascade •.....	61
53 Corban.....	62
63 DePauw †.....	76
59 Hunter †.....	57
48 Whitman.....	74
60 Whitworth.....	63
46 George Fox •.....	63
79 Pacific (Ore.) •.....	67
70 Linfield.....	64
69 Pacific Lutheran •.....	65
65 Willamette.....	53
58 Puget Sound.....	66
59 Whitman •.....	73
48 Whitworth •.....	39
61 George Fox.....	77
69 Pacific (Ore.).....	54
58 Linfield •.....	65
59 Pacific Lutheran.....	72

Nickname: Pioneers
 Colors: Orange & Black
 Arena: Pamplin Sports Center
 Capacity: 2,300; Year Built: 1969
 AD: Clark Yeager
 SID: Melissa Dudek

LIBERTY

Lynchburg, VA 24502-2269.....I

Coach: Carey Green,
 Coastal Caro. 1979

2005-06 RESULTS (25-6)

74 Virginia Union •.....	49
36 North Carolina.....	87
73 William & Mary •.....	56
71 Southern Miss. †.....	60
69 North Carolina St.....	83
60 Virginia Tech.....	70
71 SMU •.....	61
75 Norfolk St.....	50
50 Florida.....	73
67 Rhode Island †.....	57
66 American •.....	42
70 Loyola (Md.).....	63
78 Charleston So. •.....	41
70 Coastal Caro. •.....	61
56 Winthrop.....	44
55 High Point.....	64
51 Birmingham-So.....	40

77 Longwood.....	50
58 Radford.....	50
66 UNC Asheville •.....	50
58 Coastal Caro.....	51
63 Charleston So.....	49
62 High Point •.....	53
61 Winthrop.....	51
67 UNC Asheville.....	60
60 Birmingham-So. •.....	47
69 Radford.....	58
62 Charleston So. •.....	46
53 Winthrop.....	45
53 High Point •.....	50
43 DePaul.....	68

Nickname: Lady Flames
 Colors: Red, White & Blue
 Arena: Vines Center
 Capacity: 9,000; Year Built: 1990
 AD: Jeff Barber
 SID: Todd Wetmore

LIMESTONE

Gaffney, SC 29340-3799.....II

Coach: Corey Fox, Limestone 2002

2005-06 RESULTS (12-17)

82 Mars Hill.....	101
63 Bellarmine.....	77
72 Bentley †.....	71
74 Coker.....	75
64 S.C.-Aiken.....	73
62 Mount Olive •.....	61
75 Converse.....	52
69 Newberry •.....	70
71 Lander.....	60
64 Erskine.....	66
69 Queens (N.C.) •.....	76
79 St. Andrews.....	91
62 Belmont Abbey •.....	72
86 Pfeiffer.....	72
77 Lees-McRae •.....	55
61 Barton.....	78
81 Anderson (S.C.) •.....	93
82 Mount Olive.....	72
74 Erskine.....	78
80 Pfeiffer •.....	71
66 Queens (N.C.).....	88
70 Lees-McRae.....	66
68 Coker.....	47
78 Belmont Abbey.....	80
74 Anderson (S.C.).....	97
54 Barton •.....	69
81 St. Andrews •.....	73
75 Coker •.....	57
83 Anderson (S.C.).....	101

Nickname: Saints
 Colors: Blue, White & Gold
 Arena: Timken Gym
 Capacity: 1,500; Year Built: 1976
 AD: Larry Epperly
 SID: Susie Russell

LINCOLN (MO.)

Jefferson City, MO 65102-0029..II

Coach: Tim Abney, Lincoln (Mo.) 1978

2005-06 RESULTS (1-23)

33 Central Mo. St. •.....	85
50 Truman.....	77
54 William Woods.....	81
59 McKendree •.....	67
34 Central Mo. St.....	91
49 Oakland City •.....	64
42 Truman.....	52
50 Mo.-Rolla.....	62
60 Harding •.....	86
67 Western N.M. •.....	68
62 Western N.M. •.....	70
46 St. Mary's (Tex.).....	76
50 Incarnate Word.....	77

45 Okla. Panhandle •.....	64
56 Mont. St.-Billings •.....	78
45 St. Edward's •.....	61
45 Mont. St.-Billings.....	62
42 Mont. St.-Billings.....	72
56 St. Edward's.....	80
42 Oakland City.....	88
41 St. Mary's (Tex.) •.....	57
48 Incarnate Word •.....	56
76 Western N.M.....	64
52 Okla. Panhandle.....	67

Nickname: Blue Tigers
 Colors: Navy Blue & White
 Arena: Jason Gym
 Capacity: 2,500; Year Built: 1958
 AD: Tim Abney
 SID: Jeremy Copeland

LINCOLN (PA.)

Lincoln Univ., PA 19352.....III

Coach: Andy Haman, Cheyney 2004

2005-06 RESULTS (8-19)

52 Misericordia †.....	73
52 Rutgers-Camden †.....	61
51 Susquehanna.....	68
32 Cheyney †.....	40
42 Bowie St. •.....	77
53 Moravian •.....	94
64 Elmira †.....	71
80 Mitchell †.....	66
78 Penn St.-Delco •.....	71
53 Kutztown.....	79
35 Widener.....	56
53 Ramapo †.....	72
74 St. Elizabeth †.....	21
49 Delaware Valley.....	81
59 Newport News.....	62
59 Brooklyn •.....	49
65 Bowie St.....	70
55 Lebanon Valley.....	67
79 Newport News •.....	71
75 Wilkes •.....	65
49 Bryn Mawr •.....	56
50 FDU-Florham.....	71
67 Swarthmore.....	78
52 Notre Dame (Md.).....	62
81 Eastern •.....	56
80 Mitchell †.....	82
83 Green Mountain †.....	40

Nickname: Lions
 Colors: Orange & Blue
 Arena: Manuel Rivero Hall
 Capacity: 3,000; Year Built: 1973
 AD: Cyrus D. Jones
 SID: Robert Knox

LINCOLN MEMORIAL

Harrogate, TN 37752-1901.....II

Coach: Roger Vannoy,
 Lincoln Memorial 1975

2005-06 RESULTS (7-20)

55 Lees-McRae.....	59
68 Eckerd †.....	54
53 Nova Southeastern †.....	54
62 Carson-Newman •.....	67
54 Benedict •.....	36
64 Lees-McRae •.....	53
59 Tusculum •.....	71
37 Carson-Newman.....	56
46 Tusculum.....	75
52 Mars Hill •.....	54
52 Charleston (W.V.).....	66
65 Kentucky St. •.....	55
47 Valdosta St. •.....	59
48 West Fla. •.....	59
62 West Ala.....	70
49 Montevallo.....	63
86 North Ala. •.....	61

53 Ala.-Huntsville •.....	61
51 West Ga.....	66
57 Lee.....	80
65 West Ala. •.....	63
59 Montevallo •.....	54
53 West Fla.....	60
45 Valdosta St.....	55
58 North Ala.....	69
59 Ala.-Huntsville.....	75
53 West Ga. •.....	57

Nickname: Lady Railsplitters
 Colors: Blue & Gray
 Arena: B. Frank Turner Arena
 Capacity: 5,009; Year Built: 1990
 AD: Jay Nidiffer
 SID: Michael R. Peace

LINFIELD

Mc Minnville, OR 97128-6894..III

Coach: Robyn Stewart,
 Mont. St.-Billings 1987

2005-06 RESULTS (13-12)

67 Occidental †.....	39
95 Caltech †.....	45
85 Concordia (Ore.).....	51
64 Northwest Nazarene.....	58
68 Whitman •.....	60
70 Whitworth •.....	65
60 Warner Pacific •.....	62
73 Cascade.....	47
68 Warner Pacific.....	72
34 Claremont-M-S †.....	43
109 Caltech.....	44
65 Pacific (Ore.) •.....	49
55 Pacific Lutheran.....	63
43 George Fox •.....	75
65 Willamette.....	48
64 Lewis & Clark •.....	70
60 Puget Sound •.....	76
51 Whitman.....	62
46 Whitworth.....	58
61 Pacific (Ore.).....	50
31 Pacific Lutheran •.....	66
53 George Fox.....	54
64 Willamette •.....	42
65 Lewis & Clark.....	58
47 Puget Sound.....	81

Nickname: Wildcats
 Colors: Purple & Red
 Arena: Ted Wilson Gymnasium
 Capacity: 1,924; Year Built: 1989
 AD: Scott Carnahan
 SID: Kelly Bird

LIPSCOMB

Nashville, TN 37204-3951.....I

Coach: Frank Bennett, Lipscomb 1973

2005-06 RESULTS (6-21)

34 Kent St.....	69
53 Ball St.....	83
45 Georgetown †.....	77
74 Memphis •.....	76
68 Kennesaw St.....	69
50 East Tenn. St.....	74
38 Wake Forest.....	101
42 Florida St.....	92
61 Campbell.....	52
52 Gardner-Webb •.....	51
78 Savannah St. •.....	60
46 Mercer.....	50
62 Stetson.....	70
49 Belmont.....	77
57 Fla. Atlantic.....	74
52 North Fla. •.....	54
70 Jacksonville •.....	58
54 Stetson.....	37
58 Mercer •.....	47
47 Gardner-Webb.....	59

43 Campbell.....	58
59 East Tenn. St. •.....	85
79 Kennesaw St. •.....	87
46 Jacksonville.....	78
54 North Fla.....	65
64 Belmont.....	72
61 Fla. Atlantic •.....	80

Nickname: Bisons
 Colors: Purple & Gold
 Arena: Allen Arena
 Capacity: 5,028; Year Built: 2001
 AD: Steve Potts
 SID: Mark McGee

LIVINGSTONE

Salisbury, NC 28144.....II

Coach: Andrew Mitchell, Catawba 1988

2005-06 RESULTS (7-19)

67 Catawba •.....	57
40 Lenoir-Rhyne •.....	52
86 Bluefield St. •.....	57
61 Allen.....	58
56 Winthrop.....	73
68 Bluefield St.....	62
53 Central St. (Ohio) †.....	57
61 Presbyterian.....	71
78 Wingate †.....	102
52 Catawba.....	69
83 Virginia St. •.....	69
70 Bowie St.....	79
59 Winston-Salem •.....	58
78 N.C. Central •.....	79
65 Johnson C. Smith.....	78
73 Fayetteville St. •.....	78
45 St. Augustine's.....	67
56 Shaw.....	84
60 Virginia Union.....	70
69 Johnson C. Smith •.....	82
113 Elizabeth City St. •.....	121
52 N.C. Central.....	65
60 Winston-Salem.....	67
79 Fayetteville St.....	87
77 St. Augustine's •.....	65
64 Virginia Union †.....	69

Nickname: Lady Blue Bears
 Colors: Columbia Blue & Black
 Arena: William Trent Gymnasium
 Capacity: 1,500; Year Built: 1970
 AD: Clifton Huff
 SID: Adrian Ferguson

LOCK HAVEN

Lock Haven, PA 17745.....II

Coach: Valerie Curtis,
 Dist. Columbia 1996

2005-06 RESULTS (17-9)

66 Le Moyne •.....	51
75 Virginia St. †.....	71
49 Bowie St. †.....	56
68 Mercyhurst •.....	61
52 Virginia Union.....	56
72 Cheyney.....	57
49 Millersville.....	37
78 Alderson-Broaddus.....	52
79 West Chester •.....	56
86 Kutztown.....	64
68 East Stroudsburg.....	55
81 Mansfield.....	69
63 Indiana (Pa.).....	65
74 Bloomsburg •.....	46
77 Clarion.....	60
49 Slippery Rock •.....	53
67 Shippensburg.....	59
59 Edinboro •.....	69
46 California (Pa.).....	67
81 Indiana (Pa.).....	69
57 Clarion.....	69
39 Slippery Rock.....	58

83 Shippensburg •73
 75 Edinboro72
 80 Columbia Union66
 64 California (Pa.) •69

Nickname: Lady Eagles
 Colors: Crimson & White
 Arena: Thomas Fieldhouse
 Capacity: 2,500; Year Built: 1928
 AD: Sharon E. Taylor
 SID: Al Weston

LONG BEACH ST.

Long Beach, CA 90840-0118.....I

Coach: Mary Hegarty, UCLA 1985

2005-06 RESULTS (18-10)

68 TCU71
 57 Houston66
 51 Southern California •46
 59 Richmond •51
 58 San Francisco •52
 83 Montana St.66
 57 Montana58
 72 Loyola Marymount •81
 76 Southern U. •38
 81 Pepperdine •75
 58 South Dakota St. •55
 64 UC Davis67
 58 UC Santa Barb. •52
 78 Cal Poly •58
 74 Pacific61
 102 Cal St. Northridge62
 64 Cal St. Fullerton •59
 62 UC Riverside •59
 79 UC Irvine50
 78 UC Riverside.....90
 61 Cal St. Fullerton62
 77 Pacific54
 74 Cal Poly59
 43 UC Santa Barb.46
 62 Cal St. Northridge •77
 78 UC Davis62
 67 UC Irvine.....65
 49 UC Riverside †57

Nickname: Forty Niners
 Colors: Black & Gold
 Arena: The Pyramid
 Capacity: 5,000; Year Built: 1994
 AD: Vic Cegles
 SID: Niall Adler

LONG ISLAND

Brooklyn, NY 11201I

Coach: Stephanie Gaitley,
 Villanova 1982

2005-06 RESULTS (14-15)

28 Stanford †69
 61 San Francisco †46
 48 Lafayette •63
 68 Cal Poly •72
 75 Loyola (Md.) •84
 45 Boston U.72
 68 Quinnipiac75
 77 Columbia •57
 46 Dayton61
 68 Navy72
 67 Central Conn. St. •60
 58 Mt. St. Mary's •69
 51 Robert Morris68
 65 St. Francis (Pa.)50
 56 Monmouth •65
 64 St. Francis (N.Y.)52
 62 Wagner •47
 68 Sacred Heart63
 66 Fairleigh Dickinson60
 43 Sacred Heart59
 64 Mt. St. Mary's.....59
 67 Fairleigh Dickinson •65
 70 St. Francis (N.Y.) •31

79 St. Francis (Pa.) •62
 51 Robert Morris •59
 61 Wagner50
 49 Central Conn. St.50
 80 Monmouth70
 50 Sacred Heart64

Nickname: Blackbirds
 Colors: Black, Silver & Royal Blue
 Arena: Schwartz Athletic Center
 Capacity: 1,000; Year Built: 1963
 AD: John Suarez
 SID: TBA

LONGWOOD

Farmville, VA 23909-1899II

Coach: Shirley Duncan, Kentucky 1956

2005-06 RESULTS (9-19)

72 Md.-East. Shore •58
 55 Florida Int'l •72
 77 Wright St. •80
 69 UNC Greensboro66
 59 East Caro. †73
 58 William & Mary •82
 51 UMBC71
 60 James Madison76
 68 High Point76
 91 Morgan St. •78
 41 Georgia Tech81
 70 Virginia Tech89
 66 Marshall †76
 70 Charleston So.55
 58 Winthrop67
 77 UNC Asheville •71
 86 IPFW •69
 61 Norfolk St.67
 29 Boston College85
 61 Elon •62
 82 IPFW77
 50 Liberty •77
 85 Southern Va. •42
 69 Virginia Union •56
 42 Virginia93
 60 Md.-East. Shore69
 48 South Carolina99
 56 Tex. A&M-Corp. Chris •70

Nickname: Lancers
 Colors: Blue & White
 Arena: Willett Hall
 Capacity: 2,522; Year Built: 1980
 AD: Rick Mazzuto
 SID: Greg Prouty

LORAS

Dubuque, IA 52004-0178.....III

Coach: Shauna Green, Canisius 2002

2005-06 RESULTS (12-15)

53 North Central (Ill.)65
 58 St. Benedict †84
 45 Clarke †51
 61 Wis.-Platteville †65
 61 Simpson92
 50 Robert Morris-Chi.70
 71 Ashford50
 57 Edgewood •55
 53 Carthage •64
 64 Wartburg •55
 59 Buena Vista •69
 64 Dubuque55
 40 Luther •52
 71 Central (Iowa).....61
 62 Grinnell63
 56 Cornell College •32
 50 Coe59
 68 Central (Iowa) •57
 67 Dubuque •65
 75 Buena Vista71
 80 Wartburg71
 60 Coe •53

62 Simpson •82
 58 Cornell College.....61
 56 Luther70
 62 Coe •54
 55 Simpson63

Nickname: Duhawks
 Colors: Purple & Gold
 Arena: Loras Fieldhouse
 Capacity: 1,200; Year Built: 1923
 AD: Chad Walthall
 SID: Tim Calderwood

LOUISIANA COL.

Pineville, LA 71360-0001III

Coach: Tonya McIntosh,
 Louisiana Col. 1992

2005-06 RESULTS (5-19)

56 Belhaven •65
 55 Howard Payne •65
 52 Sul Ross St. •41
 66 Mary Hardin-Baylor.....60
 64 Concordia-Austin70
 78 Hardin-Simmons •84
 47 McMurry •78
 45 McNeese St.80
 73 Schreiner88
 75 Texas Lutheran77
 48 East Tex. Baptist.....85
 65 LeTourneau76
 72 Texas-Tyler •88
 47 Texas-Dallas •71
 73 Mississippi Col. •74
 84 Ozarks (Ark.) •78
 55 Austin •63
 66 Ozarks (Ark.).....67
 57 Austin72
 69 East Tex. Baptist •95
 65 LeTourneau53
 71 Mississippi Col.70
 58 Texas-Tyler93
 69 Texas-Dallas72

Nickname: Wildcats
 Colors: Orange & Blue
 Arena: H.O. West
 Capacity: 4,800; Year Built: 1967
 AD: Tim Whitman
 SID: Alex Goodling

LSU

Baton Rouge, LA 70893I

Coach: Pokey Chatman, LSU 1991

2005-06 RESULTS (31-4)

76 Texas Tech68
 107 Southern U. •39
 74 Nebraska †55
 74 Tex. A&M-Corp. Chris †45
 72 New Orleans •41
 64 Ohio St.48
 66 Kentucky36
 89 Tulane •60
 72 Michigan St. •52
 87 South Fla. •44
 99 N.C. A&T35
 65 Auburn38
 66 Minnesota •45
 79 South Carolina •46
 48 Connecticut51
 79 Alabama •43
 65 Georgia64
 75 Vanderbilt •53
 88 Baylor •57
 93 Arkansas59
 78 Mississippi •63
 72 Tennessee69
 68 Georgia •61
 78 Florida79
 64 Arkansas •42
 86 Alabama61

62 Mississippi St. •48
 91 Mississippi †73
 79 Kentucky †52
 62 Tennessee †63
 72 Fla. Atlantic †48
 72 Washington †49
 66 DePaul †56
 62 Stanford †59
 45 Duke †64

Nickname: Lady Tigers
 Colors: Purple & Gold
 Arena: Maravich Assembly Center
 Capacity: 13,300; Year Built: 1972
 AD: Skip Bertman
 SID: Brian Miller

LOUISIANA TECH

Ruston, LA 71272I

Coach: Chris Long, Southern Miss. 1991

2005-06 RESULTS (26-5)

59 Western Ky.80
 95 Iowa •91
 75 UTSA †67
 79 Rice75
 66 Kansas St.77
 84 Grambling •55
 52 Mississippi St. •41
 59 Tennessee83
 84 Mississippi71
 77 Alcorn St. •44
 76 Arkansas St.64
 75 Boise St.61
 75 Idaho •68
 71 Hawaii66
 58 Fresno St.67
 79 New Mexico St.72
 74 San Jose St. •51
 70 Fresno St. •61
 72 Nevada57
 73 Utah St.56
 75 Nevada •34
 88 Utah St. •54
 78 San Jose St.48
 72 Boise St.59
 66 New Mexico St. •53
 55 Idaho40
 91 Hawaii •52
 80 Idaho †57
 69 Nevada60
 63 New Mexico St. †39
 71 Florida St. †80

Nickname: Lady Techsters
 Colors: Red & Blue
 Arena: Thomas Assembly Center
 Capacity: 8,000; Year Built: 1982
 AD: Jim M. Oakes
 SID: Malcolm Butler

LA.-LAFAYETTE

Lafayette, LA 70506I

Coach: J. Kelley Hall, Troy 1982

2005-06 RESULTS (18-10)

45 SMU53
 68 Hampton •54
 53 Tex.-Pan American •43
 65 UTEP •61
 78 Texas Southern •57
 60 Prairie View42
 62 Sam Houston St.40
 91 LSU-Shreveport •50
 68 Savannah St.40
 55 Auburn65
 74 Nicholls St.62
 64 Ark.-Pine Bluff •56
 76 Denver •50
 47 North Texas •70
 60 South Ala.56
 81 Troy69

47 Florida Int'l.....	72
70 New Orleans.....	46
68 Middle Tenn.....	69
58 Western Ky. •.....	74
67 North Texas.....	59
69 Denver.....	76
50 South Ala. •.....	54
70 Troy •.....	59
65 New Orleans •.....	51
64 Arkansas St. •.....	70
55 Ark.-Little Rock •.....	53
58 Middle Tenn.....	84

Nickname: Ragin' Cajuns
 Colors: Vermilion & White
 Arena: E.K. Long Gym
 Capacity: 1,121; Year Built: 1932
 AD: David Walker
 SID: Daryl Cetnar

LA-MONROE

Monroe, LA 71209-3000.....I

Coach: Mona Martin,
 Northwestern St. 1976

2005-06 RESULTS (18-11)

80 Memphis •.....	60
70 UAB •.....	68
44 SMU.....	56
66 Denver †.....	54
62 North Texas •.....	68
66 Centenary (La.) •.....	45
57 New Mexico.....	70
61 Creighton †.....	60
56 Ark.-Little Rock.....	53
75 Southern Miss.....	67
65 Ark.-Little Rock •.....	56
54 Northwestern St.....	58
55 Texas-Arlington.....	58
66 Nicholls St.....	64
62 UTSA •.....	61
56 Lamar •.....	47
79 McNeese St. •.....	57
69 Texas St.....	63
70 UTSA.....	71
74 Sam Houston St. •.....	55
53 Stephen F. Austin.....	61
64 Northwestern St. •.....	51
47 Southeastern La. •.....	52
73 Nicholls St. •.....	67
50 McNeese St.....	55
64 Lamar.....	55
62 Stephen F. Austin •.....	65
72 Texas St.....	56
71 Stephen F. Austin.....	72

Nickname: Lady Hawks
 Colors: Maroon & Gold
 Arena: FantEwing Coliseum
 Capacity: 8,000; Year Built: 1971
 AD: Bobby Staub
 SID: Judy Willson

LOUISVILLE

Louisville, KY 40292.....I

Coach: Tom Collen,
 Bowling Green 1990

2005-06 RESULTS (19-10)

76 UC Santa Barb. •.....	56
75 Eastern Ky. †.....	45
88 Ga. Southern †.....	44
61 Western Ky.....	71
72 Indiana •.....	67
78 Xavier •.....	64
66 Northern Colo. •.....	57
57 Texas Tech †.....	68
73 Western Mich. †.....	58
64 Kentucky.....	55
90 St. Francis (Pa.) •.....	49
90 Syracuse.....	73
63 Villanova •.....	57

73 West Virginia.....	99
61 Notre Dame •.....	51
89 Georgetown •.....	68
55 Rutgers.....	80
44 DePaul.....	48
68 Connecticut •.....	75
70 Marquette •.....	58
71 Pittsburgh.....	63
64 Syracuse •.....	48
63 St. John's (N.Y.).....	79
65 Cincinnati.....	76
65 South Fla. •.....	56
65 Seton Hall.....	45
75 Providence •.....	64
45 West Virginia †.....	54
64 Vanderbilt.....	76

Nickname: Cardinals
 Colors: Red, Black & White
 Arena: Freedom Hall
 Capacity: 18,865; Year Built: 1957
 AD: Thomas M. Jurich
 SID: Kim Pemberton

LOYOLA (ILL.)

Chicago, IL 60611.....I

Coach: Shannon Reidy,
 Lake Forest 1994

2005-06 RESULTS (4-25)

39 Illinois •.....	79
56 Illinois St.....	82
57 Dayton •.....	80
57 Robert Morris †.....	66
55 UMBC †.....	67
50 Chicago St. •.....	68
50 Bradley •.....	61
80 Indiana St. •.....	93
50 Valparaiso.....	83
48 DePaul.....	96
55 Northern Ky.....	74
69 Wis.-Green Bay •.....	96
73 Detroit.....	88
73 Cleveland St. •.....	65
55 Wright St.....	80
51 Ill.-Chicago.....	73
72 Butler.....	85
85 Wright St. •.....	77
75 Youngstown St. •.....	65
57 Detroit.....	78
66 Ill.-Chicago •.....	79
58 Wis.-Milwaukee.....	67
42 Wis.-Green Bay.....	92
69 Butler •.....	82
62 Cleveland St.....	71
54 Youngstown St.....	60
66 Wis.-Milwaukee •.....	78
85 Cleveland St. •.....	82
56 Wis.-Milwaukee.....	76

Nickname: Ramblers
 Colors: Maroon & Gold
 Arena: Joseph Gentile Center
 Capacity: 5,200; Year Built: 1996
 AD: John Planek
 SID: Leo Krause

LOYOLA (MD.)

Baltimore, MD 21210.....I

Coach: Joe Logan, Loyola (Md.) 1996

2005-06 RESULTS (20-10)

62 Va. Commonwealth •.....	65
52 Hartford.....	59
84 Long Island.....	75
69 St. Francis (Pa.) •.....	57
83 Howard •.....	65
65 Iona.....	63
71 Fairfield •.....	76
70 Towson.....	62
52 San Diego St.....	43
54 Auburn †.....	76

69 St. Peter's •.....	54
72 Manhattan •.....	68
63 Liberty.....	70
57 St. Peter's.....	60
56 Marist.....	65
63 Rider.....	47
74 Siena •.....	59
71 Canisius •.....	53
77 Iona •.....	69
62 Niagara.....	58
81 Canisius.....	87
60 Rider •.....	40
60 Siena.....	63
55 Manhattan.....	47
62 Marist •.....	59
76 Niagara •.....	44
78 Fairfield.....	72
66 Manhattan †.....	57
76 Canisius †.....	66
57 Marist †.....	68

Nickname: Greyhounds
 Colors: Green & Grey
 Arena: Reitz Arena
 Capacity: 3,000; Year Built: 1984
 AD: Joseph Boylan
 SID: Sara Day

LOYOLA MARYMOUNT

Los Angeles, CA 90045-8235I

Coach: Julie Wilhoit, Marian (Ind.) 1985

2005-06 RESULTS (17-12)

66 Arizona.....	74
93 UC Irvine.....	73
74 Charlotte •.....	82
58 Georgia •.....	89
55 Weber St.....	65
47 Utah.....	63
53 Southern California •.....	59
79 UC Santa Barb. •.....	52
81 Long Beach St.....	72
65 Rice •.....	80
63 Cal Poly •.....	57
68 Lafayette †.....	58
55 Dartmouth.....	46
70 San Diego.....	57
64 San Francisco.....	59
77 Portland •.....	66
75 Gonzaga •.....	46
68 St. Mary's (Cal.).....	62
58 Santa Clara.....	71
50 Pepperdine.....	48
63 San Francisco •.....	56
61 San Diego •.....	58
47 Pepperdine •.....	53
43 Gonzaga.....	53
66 Portland.....	58
89 Santa Clara •.....	74
58 St. Mary's (Cal.) •.....	66
61 San Diego †.....	56
58 Pepperdine †.....	59

Nickname: Lions
 Colors: Crimson & Navy Blue
 Arena: Albert Gersten Pavilion
 Capacity: 4,156; Year Built: 1982
 AD: William S. Husak
 SID: Carolyn French

LUTHER

Decorah, IA 52101-1045III

Coach: Jane Hildebrand, Luther 1974

2005-06 RESULTS (21-5)

86 St. Olaf †.....	55
75 Bethany Lutheran †.....	46
83 Gust. Adolphus †.....	51
59 Wis.-Eau Claire.....	64
78 Wartburg.....	61
82 Grinnell.....	67
85 Waldorf.....	51

81 Monmouth (Ill.) †.....	56
74 Millikin.....	51
62 Simpson •.....	64
87 Dubuque •.....	46
73 Buena Vista.....	87
52 Loras.....	40
71 Coe.....	45
77 Central (Iowa) •.....	52
76 Cornell College.....	55
49 Simpson.....	51
72 Wartburg •.....	44
84 Dubuque.....	55
97 Central (Iowa).....	72
81 Cornell College •.....	55
72 Buena Vista •.....	69
76 Coe •.....	45
70 Loras •.....	56
95 Buena Vista •.....	88
68 Simpson.....	81

Nickname: Norse
 Colors: Blue & White
 Arena: Luther Field House
 Capacity: 3,500; Year Built: 1964
 AD: Joe Thompson
 SID: Dave Blanchard

LYCOMING

Williamsport, PA 17701-5192 ...III

Coach: Christen Ditzler,
 Frank. & Marsh. 89

2005-06 RESULTS (5-19)

51 Fredonia St. †.....	77
78 York (N.Y.) †.....	51
38 Misericordia.....	51
48 Mansfield •.....	75
47 Scranton •.....	75
42 FDU-Florham •.....	71
68 Penn St.-Altoona •.....	60
63 Juniata.....	85
51 East. Mennonite.....	66
71 Gallaudet •.....	44
34 Susquehanna •.....	46
52 King's (Pa.).....	70
45 Drew.....	67
55 Wilkes •.....	50
57 Delaware Valley.....	75
60 DeSales •.....	64
41 FDU-Florham.....	63
53 Wilkes.....	62
40 Drew •.....	51
69 Keystone.....	56
42 King's (Pa.) •.....	61
47 DeSales.....	77
39 Scranton.....	68
60 Delaware Valley •.....	68

Nickname: Warriors
 Colors: Blue & Gold
 Arena: Lamade Gymnasium
 Capacity: 2,300; Year Built: 1979
 AD: Frank L. Girardi
 SID: James Nekoloff

LYNCHBURG

Lynchburg, VA 24501-3199.....III

Coach: Stephanie Tobey, Bryant 2002

2005-06 RESULTS (10-15)

58 Denison †.....	71
60 Methodist †.....	66
46 Randolph-Macon.....	101
94 Hallins •.....	40
86 Emory & Henry •.....	82
59 Rand.-Macon Woman's.....	64
75 Averett •.....	80
73 Wesley •.....	71
60 Va. Wesleyan •.....	81
49 East. Mennonite.....	67
63 Bridgewater (Va.).....	81
72 Ferrum •.....	63

69 Wash. & Lee •	63
70 Roanoke •	78
70 Hollins.....	52
65 Guilford •	79
78 Randolph-Macon •	95
52 Bridgewater (Va.) •	92
69 East. Mennonite •	62
43 Roanoke.....	79
59 Wash. & Lee	72
64 Va. Wesleyan	74
83 Emory & Henry	73
84 Rand.-Macon Woman's •	77
58 Guilford	55

Nickname: Hornets
 Colors: Grey & Crimson
 Arena: Turner Gym
 Capacity: 2,400; Year Built: 1970
 AD: Jack M. Toms
 SID: Mike Carpenter

LYNN

Boca Raton, FL 33431II

Coach: Pam DeCosta, Metro St. 1990

2005-06 RESULTS (11-17)

63 Fla. Memorial	51
87 P.R.-Cayey •	37
75 P.R.-Mayaguez •	64
49 Arkansas Tech	67
60 Central Ark. †	74
72 Palm Beach Atl. •	55
63 Barry •	49
43 Fla. Gulf Coast	71
81 Northwood	79
56 Mo. Western St. •	79
65 Bethel (Tenn.) •	76
80 Nova Southeastern •	68
70 Tampa	66
50 Rollins	80
64 Fla. Southern	67
67 St. Leo •	69
71 Florida Tech •	70
48 Eckerd •	57
53 Barry	58
56 Nova Southeastern	61
53 Tampa •	63
39 Florida Tech	60
60 Rollins •	72
67 Fla. Southern •	55
55 St. Leo.....	68
59 Fla. Gulf Coast •	72
79 Eckerd	68
55 Tampa †	62

Nickname: Fighting Knights
 Colors: Royal Blue & White
 Arena: De Hoernle Center
 Capacity: 1,000; Year Built: 1993
 AD: Kristen Moraz
 SID: Chad Beattie

MACALESTER

St. Paul, MN 55105III

Coach: Ellen Thompson, St. Thomas (Minn.) 1991

2005-06 RESULTS (2-21)

25 St. Scholastica †	74
31 Augustana (Ill.) †	88
29 Carleton •	67
27 Simpson	81
39 Dubuque	62
35 Crown (Minn.) •	40
53 Martin Luther •	55
29 Wis.-River Falls	65
35 St. Catherine	85
58 Monmouth (Ill.) •	81
54 Caltech	31
51 Pomona-Pitzer	53
24 Claremont-M-S	44

47 Finlandia.....	53
38 Bethel (Minn.)	84
30 St. Thomas (Minn.)	77
37 St. Mary's (Minn.) •	43
41 St. Olaf •	58
43 Concordia-M'head	70
32 Hamline •	61
31 St. Benedict	70
23 Gust. Adolphus	51
41 Augsburg •	67

Nickname: Scots
 Colors: Orange & Blue
 Arena: Macalester Gymnasium
 Capacity: 600; Year Built: 1933
 AD: Travis Feezell
 SID: Andy Johnson

MACMURRAY

Jacksonville, IL 62650-2590III

Coach: Teri Johnson, Lakeland 2000

2005-06 RESULTS (9-17)

32 Elmhurst	61
58 Eureka †	59
58 Knox	59
45 Illinois Col.	84
51 Mo. Baptist †	73
49 Hannibal-La Grange	68
38 Clarke	56
62 Lincoln Chrst.	59
70 Blackburn •	64
75 Principia	83
69 Fontbonne •	71
83 Principia	73
72 Stephens	66
72 Webster	84
74 Greenville	72
75 St. Louis Pharmacy	61
65 Maryville (Mo.)	84
77 Westminster (Mo.) •	72
48 Eureka •	56
68 Blackburn	59
61 Fontbonne	64
35 Webster	57
68 Greenville •	38
50 Maryville (Mo.) •	74
67 Westminster (Mo.)	76
49 Maryville (Mo.)	74

Nickname: Highlanders
 Colors: Scarlet & Navy
 Arena: Bill Wall Gym
 Capacity: 1,500; Year Built: 1975
 AD: Kevin Haslam
 SID: Shelley Whitaker

MAINE

Orono, ME 04469-5747I

Coach: Ann McInerney, Assumption 1989

2005-06 RESULTS (10-19)

70 Rider	35
88 Kennesaw St. •	56
63 Dartmouth •	70
48 Rhode Island •	65
60 Michigan	68
55 Mississippi St.	80
47 George Washington	57
52 Mississippi †	72
78 N.C. A&T †	68
77 Holy Cross †	67
56 Binghamton •	66
46 Brown	55
60 Albany (N.Y.) •	52
60 Vermont	73
59 New Hampshire	63
73 UMBC •	56
49 Stony Brook	65
61 Boston U.	80
55 Hartford •	73

64 Binghamton	69
61 Albany (N.Y.)	52
65 Vermont •	68
69 New Hampshire •	58
47 UMBC	60
41 Hartford	65
69 Boston U. •	66
70 Stony Brook •	84
73 Albany (N.Y.) †	56
35 Hartford	58

Nickname: Black Bears
 Colors: Blue & White
 Arena: Alford Sports Arena
 Capacity: 5,712; Year Built: 1977
 AD: Blake James
 SID: Doug DeBiase

MAINE MARITIME

Castine, ME 04420III

Coach: Craig Dagan, Massachusetts 1997

2005-06 RESULTS (23-6)

68 Gordon †	42
78 MIT	63
58 Colby	65
92 Wheelock	41
75 Bay Path	7
59 Husson •	50
74 Me.-Presque Isle	61
61 Clark (Mass.) †	48
42 Williams	71
65 Me.-Farmington	63
57 St. Joseph's (Me.)	39
94 Thomas •	80
62 Castleton St. •	64
84 Johnson St. •	38
71 Husson	60
79 Elms	54
74 Becker	45
61 Mount Ida	52
69 Lasell	54
95 Thomas	81
92 Wheelock •	31
79 Mount Ida •	54
65 Me.-Farmington •	60
47 Bowdoin	57
76 Lesley •	37
61 Husson •	51
60 Castleton St. •	41
53 Me.-Farmington •	55
41 Southern Me.	81

Nickname: Lady Mariners
 Colors: Royal Blue & Gold
 Arena: Smith Gymnasium
 Capacity: 1,000; Year Built: 1965
 AD: James Dyer
 SID: Katrina Dagan

ME.-FARMINGTON

Farmington, ME 04938III

Coach: Jamie Beaudoin, Me.-Farmington 97

2005-06 RESULTS (24-5)

92 Me.-Presque Isle •	49
50 Southern Me. •	83
81 Thomas •	62
62 Bates •	59
84 Wheelock •	17
72 New England	57
44 Bowdoin	85
81 Plymouth St. •	66
63 Maine Maritime •	65
85 Mount Ida	40
76 Wheelock	31
95 Husson	53
86 Becker	30
77 Elms •	56
79 Colby	70

69 Johnson St.	34
68 Castleton St.	47
84 St. Joseph's (Me.) •	46
72 Lesley	41
74 Bay Path	29
65 Husson •	44
95 Thomas	69
60 Maine Maritime	65
72 Mount Ida •	44
83 Lasell •	69
78 Thomas •	66
81 Lasell †	64
55 Maine Maritime	53
63 Norwich †	76

Nickname: Beavers
 Colors: Maroon, White and Black
 Arena: Dearborn Gym
 Capacity: 600; Year Built: 1963
 AD: Julie Davis
 SID: Gina DiCrocco

MANCHESTER

North Manchester, IN 46962III

Coach: Josh Dzurick, Tiffin 1998

2005-06 RESULTS (21-8)

73 Marygrove •	45
80 Davenport •	83
74 St. Mary's (Ind.) •	69
91 Hiram	78
71 Westminster (Pa.)	64
64 Grove City	62
71 Oberlin	61
76 St. Mary-Woods •	51
72 Tri-State	59
48 Wittenberg	73
50 Mt. St. Joseph †	53
75 Bluffton	60
57 Mt. St. Joseph	56
64 Defiance •	48
43 Hanover	79
52 Franklin	68
74 Transylvania •	62
61 Anderson (Ind.)	64
73 Mt. St. Joseph •	51
59 Defiance	54
83 Hanover •	54
54 Franklin	67
66 Transylvania	55
62 Anderson (Ind.) •	60
73 Bluffton	48
57 Defiance •	40
79 Hanover †	65
67 Franklin	65
54 Washington-St. Louis	70

Nickname: Spartans
 Colors: Black & Gold
 Arena: Stauffer-Wolfe Arena
 Capacity: 1,700; Year Built: 1983
 AD: Tom Jarman
 SID: Doug Shoemaker

MANHATTAN

Riverdale, NY 10471I

Coach: Myndi Hill, Heidelberg 1991

2005-06 RESULTS (11-18)

61 Syracuse •	65
65 Wagner	56
72 Army †	65
51 Northern Ariz.	65
69 Fordham •	55
53 Hartford	79
40 Siena	55
70 Niagara •	63
58 Quinnipiac	66
51 Villanova •	66
49 Maryland	82
59 Rider •	34
68 Loyola (Md.)	72

62 Siena •	49
47 Canisius •	51
60 St. Peter's •	65
78 Rider.....	48
68 Iona.....	71
40 Marist •	61
50 Canisius.....	52
73 Niagara.....	46
58 Fairfield •	52
42 Marist.....	58
47 Loyola (Md.) •	55
58 Fairfield.....	49
49 St. Peter's.....	63
64 Iona •	74
89 Rider †	52
57 Loyola (Md.) †	66

Nickname: Lady Jaspers
 Colors: Kelly Green & White
 Arena: Draddy Gymnasium
 Capacity: 2,345; Year Built: 1979
 AD: Robert J. Byrnes
 SID: Michael Antonaccio

MANHATTANVILLE

Purchase, NY 10577.....III

Coach: Shawn Lincoln,
 New Hampshire 1998

2005-06 RESULTS (7-18)

28 Susquehanna.....	55
47 DeSales †	79
74 Staten Island •	82
45 New York U. •	65
73 Farmingdale •	77
40 FDU-Florham.....	79
49 Old Westbury •	65
46 New Paltz St.	61
39 Oneonta St.	81
57 Stevens Institute •	54
77 Mt. St. Vincent.....	68
63 Centenary (N.J.) •	48
50 Baruch •	70
55 Mt. St. Mary (N.Y.).....	72
71 Russell Sage •	54
74 John Jay •	63
64 Mt. St. Vincent.....	65
70 St. Joseph's (L.I.) •	56
70 Centenary (N.J.).....	80
61 Lehman.....	55
50 Drew.....	77
50 Stevens Institute.....	68
61 Merchant Marine.....	66
43 Mt. St. Mary (N.Y.) •	62
54 Farmingdale.....	85

Nickname: Valiants
 Colors: Red & White
 Arena: Kennedy Gymnasium
 Capacity: 700; Year Built: 1947
 AD: Keith Levinthal
 SID: Michael LaPlaca

MANSFIELD

Mansfield, PA 16933.....II

Coach: Ruth Hermansen,
 Mercyhurst 1991

2005-06 RESULTS (12-16)

91 Columbia Union •	74
76 Dist. Columbia •	64
67 Houghton.....	46
75 Lycoming.....	48
57 Edinboro.....	61
55 Slippery Rock.....	63
61 Mercyhurst.....	68
67 California (Pa.) •	89
63 Shippensburg •	65
58 Goldey-Beacom.....	49
75 Indiana (Pa.) •	83
69 Lock Haven.....	81
53 Dist. Columbia.....	71

53 Clarion.....	63
64 Millersville •	61
72 West Chester.....	65
50 Bloomsburg.....	53
45 Kutztown •	50
57 Le Moyne •	78
51 East Stroudsburg.....	57
79 Cheyney •	67
48 Millersville.....	67
84 West Chester •	78
66 Bloomsburg •	51
83 Kutztown.....	67
69 East Stroudsburg •	70
75 Cheyney.....	61
68 Millersville.....	80

Nickname: Mountaineers
 Colors: Red & Black
 Arena: Decker Gymnasium
 Capacity: 2,500; Year Built: 1970
 AD: Roger N. Maisner
 SID: Steve McCloskey

MARANATHA BAPTIST

Watertown, WI 53094-0000.....III

Coach: Clayton Morrison,
 Maranatha Bapt. 1987

2005-06 RESULTS (5-22)

31 Phila. Bible •	50
72 Crown (Minn.) •	50
50 Emmaus.....	33
49 Marian (Wis.) •	74
39 Dominican (Ill.).....	64
25 Wis. Lutheran.....	68
65 Northland Bapt.....	67
49 Lincoln Chrst.....	68
40 Grace Bible (Mich.).....	78
40 Concordia (Wis.) •	65
48 Milwaukee Engr. •	64
38 Edgewood.....	76
38 Alverno.....	55
41 Lakeland.....	54
47 Edgewood •	82
41 Milwaukee Engr.....	53
55 Moody Bible.....	43
47 Concordia (Wis.).....	71
53 Alverno.....	59
51 Wis. Lutheran.....	64
44 Dominican (Ill.) •	56
58 Marian (Wis.).....	66
40 Lakeland •	66
57 Alverno.....	50
28 Lakeland.....	53
76 Northland Bapt. †	67
61 Grace Bible (Mich.) †	70

Nickname: Crusaders
 Colors: Navy Blue & Gold
 Arena: Willis Denny Gynasium
 Capacity: 1,000; Year Built: 1976
 AD: Terry Price
 SID: Robert Thompson

MARIAN (WIS.)

Fond Du Lac, WI 54935-4699..III

Coach: Doug Neumann, Buena Vista 85

2005-06 RESULTS (16-11)

66 Eureka †	54
48 Elmhurst.....	71
93 Cal Lutheran †	97
65 La Verne †	58
74 Lawrence.....	82
74 Maranatha Baptist.....	49
71 Concordia (Wis.) •	60
68 Milwaukee Engr. •	39
32 Lakeland •	59
70 Alverno.....	52
68 Benedictine (Ill.) •	58
50 Rockford.....	63
67 Dominican (Ill.) •	52

41 Wis. Lutheran.....	57
57 Lakeland.....	66
72 Dominican (Ill.).....	52
43 Edgewood.....	73
49 Eureka.....	60
68 Alverno •	48
61 Wis. Lutheran •	79
71 Milwaukee Engr.....	66
70 Silver Lake.....	45
76 Concordia (Wis.).....	68
66 Maranatha Baptist •	58
59 Edgewood •	46
47 Wis. Lutheran.....	45
38 Lakeland.....	53

Nickname: Sabres
 Colors: Blue, White & Scarlet
 Arena: Howard Sadoff Gym
 Capacity: 1,000; Year Built: 1982
 AD: Doug Hammonds
 SID: Chris Zills

MARIETTA

Marietta, OH 45750.....III

Coach: Vicki Griffin,
 UNC Asheville 1997

2005-06 RESULTS (6-19)

71 Kalamazoo.....	81
56 Finlandia †	65
54 Westminster (Pa.) •	37
83 Chatham •	71
57 Notre Dame (Ohio) •	66
65 Thiel •	56
51 Heidelberg.....	71
41 Capital •	62
39 Ohio Northern.....	71
49 Wash. & Jeff.....	77
51 Wilmington (Ohio) •	87
66 Muskingum •	61
69 John Carroll.....	80
46 Mount Union.....	76
43 Baldwin-Wallace •	92
76 Otterbein.....	88
79 John Carroll •	83
51 Mount Union •	47
53 Baldwin-Wallace.....	102
53 Otterbein.....	70
45 Heidelberg •	63
46 Muskingum.....	60
67 Ohio Northern •	54
45 Capital.....	65
68 Wilmington (Ohio).....	77

Nickname: Pioneers
 Colors: Navy Blue & White
 Arena: Ban Johnson Gymnasium
 Capacity: 1,457; Year Built: 1929
 AD: Debora Lazork
 SID: Dan May

MARIST

Poughkeepsie, NY 12601-1387..I

Coach: Brian Giorgis, Cortland St. 1977

2005-06 RESULTS (23-7)

45 Connecticut.....	71
60 Villanova •	64
48 New Hampshire.....	62
54 New Mexico.....	61
52 Idaho †	49
60 St. Peter's •	43
68 Cornell.....	53
68 Iona •	66
44 Harvard •	39
70 Penn.....	65
70 Niagara.....	50
65 Canisius.....	40
67 Brown •	46
70 Niagara •	56
65 Loyola (Md.) •	56
61 Siena •	39

74 St. Peter's.....	84
75 Rider •	49
61 Manhattan.....	40
68 Siena.....	55
59 Fairfield.....	48
58 Manhattan •	42
81 Canisius •	69
80 Iona.....	62
59 Loyola (Md.).....	62
82 Fairfield •	54
72 Rider.....	40
60 Iona †	59
68 Loyola (Md.) †	57
60 Georgia †	75

Nickname: Red Foxes
 Colors: Red & White
 Arena: James J. McCann Center
 Capacity: 3,944; Year Built: 1977
 AD: Timothy S. Murray
 SID: Dara Ely

MARITIME (N.Y.)

Throggs Neck, NY 10465.....III

Coach: Matthew McCaffrey, Wilkes

2005-06 RESULTS (0-2)

14 New Rochelle.....	57
29 City Tech †	66

Season cancelled after two games.
 Nickname: Privateers
 Colors: Cardinal, Navy & White
 AD: William E. Martinov, Jr.
 SID: Damian Becker

MARQUETTE

Milwaukee, WI 53233.....I

Coach: Terri Mitchell, Duquesne 1989

2005-06 RESULTS (22-11)

54 Evansville.....	46
72 Oakland •	58
54 Northern Colo. †	57
76 Montana St.....	48
71 Wisconsin.....	59
64 Rhode Island •	49
60 St. John's (N.Y.) •	57
73 Penn St.....	63
70 Wis.-Milwaukee •	62
67 South Dakota St. •	55
82 Rice •	57
56 Virginia •	64
52 DePaul •	67
65 Notre Dame.....	67
71 Syracuse.....	57
71 Pittsburgh •	62
80 West Virginia.....	75
58 Villanova.....	72
72 Seton Hall •	51
92 Providence •	59
58 Louisville.....	70
74 St. John's (N.Y.).....	59
57 South Fla.....	66
67 Georgetown •	60
50 Rutgers •	71
59 Connecticut.....	74
66 Cincinnati •	48
46 Villanova †	68
64 Illinois.....	44
69 Iowa St.....	63
57 Indiana •	54
77 Pittsburgh •	64
65 Kansas St.....	77

Nickname: Gold Eagles
 Colors: Blue & Gold
 Arena: US Cellular Arena
 Capacity: 8,946; Year Built: 1950
 AD: William L. Cords
 SID: Blain Fowler

MARS HILL

Mars Hill, NC 28754II

Coach: Mandy Mattox, Berry 1995

2005-06 RESULTS (16-12)

101	Limestone •	82
69	Armstrong Atlantic †	80
98	St. Andrews †	75
49	High Point	57
101	Montreat	63
75	Virginia Union •	71
84	Converse •	46
63	Johnson C. Smith •	41
54	Lincoln Memorial	52
73	Clayton St.	86
80	Fla. Southern	65
87	St. Leo †	57
77	S.C. Upstate •	71
72	Presbyterian	88
68	Tusculum •	83
83	Lenoir-Rhyne •	71
88	Catawba	81
76	Wingate •	85
65	Carson-Newman	73
85	Newberry •	80
73	Presbyterian •	77
70	Tusculum	92
64	Lenoir-Rhyne	78
94	Catawba •	82
76	Wingate	86
69	Carson-Newman •	49
80	Newberry	72
67	Newberry •	72

Nickname: Lions
 Colors: Royal Blue & Gold
 Arena: Stanford Arena
 Capacity: 2,300; Year Built: 1969
 AD: David Riggs
 SID: Rick Baker

MARSHALL

Huntington, WV 25755I

Coach: Royce Chadwick,
 Southwestern Okla. 1980

2005-06 RESULTS (15-14)

81	Tennessee St. •	57
69	South Carolina St. •	47
53	California †	62
47	Baylor †	74
66	Morehead St.	53
68	Binghamton •	77
72	Wright St.	66
57	East Caro. •	54
35	Virginia	67
48	Tex. A&M-Corp. Chris †	69
76	Longwood †	66
65	Memphis	52
75	UAB	65
75	Rice •	64
77	UCF	60
63	Southern Miss.	67
58	West Virginia †	72
56	Tulsa •	81
57	SMU	72
56	East Caro.	57
57	Houston	50
82	UAB •	78
74	Memphis •	54
40	Tulane	58
63	UTEP	77
63	UCF •	66
66	Southern Miss. •	53
80	Memphis †	73
58	Southern Miss. †	60

Nickname: Thundering Herd
 Colors: Green & White
 Arena: Cam Henderson Center
 Capacity: 9,043; Year Built: 1981
 AD: Bob Marcum
 SID: Brandon Parro

MARTIN LUTHER

New Ulm, MN 56073-3965III

Coach: Gene Pfeifer, Martin Luther 1981

2005-06 RESULTS (13-14)

54	Viterbo	74
59	Waldorf †	67
52	Dakota St. •	84
46	St. Olaf	71
49	Sioux Falls	83
46	Dordt	76
58	Buena Vista	85
55	Macalester	35
46	St. Mary's (Minn.) •	47
45	Northwestern (Minn.) •	52
58	Crown (Minn.) •	28
66	North Central (Minn.) •	43
71	Northland	39
60	St. Scholastica	61
55	Presentation	66
54	Minn.-Morris	90
57	Bethany Lutheran	72
54	St. Scholastica •	38
54	Northland •	44
55	Crown (Minn.)	47
44	Northwestern (Minn.)	35
76	North Central (Minn.)	48
63	Minn.-Morris •	58
39	Presentation •	47
82	Bethany Lutheran •	80
68	Presentation	63
67	Northwestern (Minn.) †	65

Nickname: Knights
 Colors: Black, Red & White
 Arena: Luther Student Center
 Capacity: 1,500; Year Built: 1967
 AD: James M. Unke
 SID: Dan Lewig & Tom Rosenow

MARY BALDWIN

Staunton, VA 24401III

Coach: Jackie Bryan,
 James Madison 1984

2005-06 RESULTS (12-15)

74	East. Mennonite	63
70	Rand.-Macon Woman's •	81
59	Averett	68
54	Ferrum	70
64	Shenandoah	75
62	Greensboro •	85
76	Chris. Newport •	91
43	St. Mary's (Md.)	77
57	Newport News •	67
56	Peace	60
60	Mary Washington •	87
67	Hollins	58
55	Hood •	67
90	Wilson •	51
64	Notre Dame (Md.) •	44
94	Trinity (D.C.)	69
62	Wash. & Lee •	69
76	Chatham •	40
56	Chestnut Hill •	61
60	Notre Dame (Md.)	57
80	Trinity (D.C.) •	78
43	Hood	62
76	Chatham	70
78	Wilson	42
80	Chestnut Hill	74
87	Chestnut Hill †	80
63	Hood †	75

Nickname: Fighting Squirrels
 Colors: Green, White & Gold
 Arena: Physical Activity Center
 Capacity: 300; Year Built: 1976
 AD: Donna G. Miller
 SID: Jackie Bryan

MARY HARDIN-BAYLOR

Belton, TX 76513III

Coach: Kim Kirkpatrick, Baylor 1985

2005-06 RESULTS (11-17)

67	Trinity (Tex.)	74
69	Ozarks (Ark.)	75
41	Austin	43
60	Louisiana Col. •	66
56	Mississippi Col. •	66
63	Texas-Dallas	81
82	Hendrix •	89
61	Southwestern (Tex.) •	63
63	Texas-Tyler	88
66	East Tex. Baptist •	83
68	LeTourneau •	60
68	Concordia-Austin	59
54	Schreiner	62
71	Texas Lutheran •	68
67	Hardin-Simmons	88
67	McMurry	75
66	Sul Ross St. •	55
55	Howard Payne •	63
88	Sul Ross St.	75
38	Howard Payne	69
61	Concordia-Austin •	55
71	Schreiner •	64
68	Texas Lutheran	60
86	Hardin-Simmons •	74
49	McMurry •	57
83	Mississippi Col.	74
70	Howard Payne †	67
61	McMurry †	72

Nickname: Lady Crusaders
 Colors: Purple, Gold & White
 Arena: Mayborn Campus Center
 Capacity: 2,500; Year Built: 2005
 AD: Ben Shipp
 SID: Jon Wallin

MARY WASHINGTON

Fredericksburg, VA
 22401-5358III

Coach: Deena Applebury,
 Mo.-St. Louis 1999

2005-06 RESULTS (29-2)

66	Trinity (Conn.) †	38
60	Wash. & Lee †	53
61	Wash. & Lee •	53
88	Shenandoah	69
70	Catholic •	51
69	St. Mary's (Md.)	53
68	Newport News	58
75	Meredith †	48
68	Concordia (Neb.) †	63
71	Chris. Newport	56
85	Bridgewater (Va.) •	67
87	Mary Baldwin	60
96	Gallaudet	39
77	Salisbury •	57
87	Goucher	46
77	York (Pa.)	73
55	Marymount (Va.) •	43
90	St. Mary's (Md.) •	47
63	Catholic	61
84	Gallaudet •	40
85	Goucher •	49
72	Salisbury	54
92	Frostburg St. •	56
63	Marymount (Va.)	59
75	York (Pa.) •	57
95	Gallaudet •	47
78	York (Pa.) •	40
55	Marymount (Va.) •	62
79	TCNJ •	41
68	Muhlenberg •	48
54	Bowdoin †	62

Nickname: Eagles
 Colors: Navy, Gray & White
 Arena: Goolrick Gymnasium

Capacity: 600; Year Built: 1967
 AD: Edward H. Hegmann
 SID: Clint Offen

MARYLAND

College Park, MD 20742I

Coach: Brenda Frese, Arizona 1993

2005-06 RESULTS (34-4)

107	Siena	66
93	Xavier •	68
88	Gonzaga †	50
75	Michigan St. †	61
75	Tennessee †	80
118	Appalachian St. •	59
102	Mt. St. Mary's •	53
88	Monmouth	55
92	Arizona •	67
69	Coppin St. •	38
70	George Mason	33
94	Central Conn. St. •	57
92	Furman •	58
82	Manhattan •	49
67	Boston College	64
68	Duke •	86
75	Florida St. •	57
84	Virginia	74
68	Virginia Tech	62
79	Georgia Tech •	71
79	Wake Forest	70
88	Miami (Fla.) •	77
85	Virginia •	71
98	North Carolina	95
80	Duke	90
86	Boston College •	59
65	North Carolina St.	57
89	Clemson •	63
89	Northern Colo. •	53
71	Georgia Tech †	66
78	Duke †	70
80	North Carolina †	91
95	Sacred Heart †	54
81	St. John's (N.Y.) †	74
82	Baylor †	63
75	Utah †	65
81	North Carolina †	70
78	Duke †	75

Nickname: Terrapins, Terps
 Colors: Red, White, Black & Gold
 Arena: Cole Field House
 Capacity: 14,500; Year Built: 1955
 AD: Deborah A. Yow
 SID: Natalia Ciccone

UMBC

Baltimore, MD 21250-0000I

Coach: Phil Stern, Concordia 92

2005-06 RESULTS (15-13)

72	Morgan St. •	50
76	Fairleigh Dickinson •	58
56	South Fla.	66
67	Loyola (Ill.) †	55
68	American	56
71	Longwood	51
60	Lafayette •	46
58	Drexel	65
75	IPFW	53
66	Butler	72
71	Navy	44
61	New Hampshire	68
57	Boston U. •	75
60	Vermont	74
52	Hartford	76
56	Maine	73
48	Albany (N.Y.) •	41
70	Stony Brook	48
63	Binghamton •	37
65	New Hampshire •	53
63	Boston U.	57

72 Vermont •.....	63
49 Hartford •.....	56
60 Maine •.....	47
52 Binghamton.....	61
46 Stony Brook •.....	62
55 Albany (N.Y.).....	63
66 Binghamton †.....	72

Nickname: Retrievers
 Colors: Black, Gold & Red
 Arena: RAC Arena
 Capacity: 4,024; Year Built: 1973
 AD: Charles R. Brown
 SID: Andy Warner

MD.-EAST. SHORE

Princess Anne, MD 21853-1299. I

Coach: Fred Batchelor,
 Valley Forge Chrst. 1988

2005-06 RESULTS (16-13)

58 Longwood.....	72
77 Gardner-Webb †.....	67
53 Temple •.....	60
59 Michigan.....	77
90 Howard.....	93
92 Bucknell •.....	93
73 St. Francis (N.Y.).....	66
81 Furman †.....	86
61 Central Conn. St. †.....	67
70 N.C. A&T •.....	55
68 Hampton.....	55
68 Norfolk St.....	56
51 Delaware St. •.....	65
53 Florida A&M.....	65
67 Bethune-Cookman.....	60
58 Morgan St.....	46
40 Coppin St.....	61
59 Hampton •.....	51
65 Norfolk St. •.....	56
45 Delaware St.....	64
69 Longwood •.....	60
75 Florida A&M •.....	56
87 Bethune-Cookman •.....	50
74 Morgan St. •.....	59
60 Coppin St. •.....	65
65 South Carolina St.....	58
97 Howard •.....	78
51 Bethune-Cookman †.....	41
53 Delaware St. †.....	66

Nickname: Lady Hawks
 Colors: Maroon & Gray
 Arena: Hytche Athletic Center
 Capacity: 5,500; Year Built: 1998
 AD: Nelson E. Townsend/Keith Davidson
 SID: G. Stan Bradley

MARYMOUNT (VA.)

Arlington, VA 22207-4299.....III

Coach: Bill Finney, Syracuse 1972

2005-06 RESULTS (20-9)

73 Elizabethtown •.....	58
81 Gwynedd-Mercy •.....	65
64 North Park •.....	56
79 Chris. Newport.....	77
77 St. Mary's (Md.) •.....	73
47 Catholic.....	65
55 TCNJ •.....	60
53 Richard Stockton •.....	78
72 Beloit †.....	68
65 Plattsburgh St. †.....	48
78 N.C. Wesleyan •.....	59
63 Geneseo St. •.....	67
61 York (Pa.).....	55
79 Gallaudet •.....	36
61 Rowan.....	48
65 Salisbury.....	72
56 Goucher •.....	44
43 Mary Washington.....	55
36 Catholic •.....	57

61 St. Mary's (Md.).....	59
75 York (Pa.) •.....	67
84 Salisbury •.....	55
84 Gallaudet.....	49
59 Mary Washington •.....	63
67 Goucher.....	61
66 St. Mary's (Md.) •.....	52
70 Catholic.....	55
62 Mary Washington.....	55
55 Scranton.....	78

Nickname: Saints
 Colors: Royal Blue & White
 Arena: Verizon Sports Arena
 Capacity: 1,000; Year Built: 1999
 AD: William Finney
 SID: Judy Finney

MARYVILLE (MO.)

St. Louis, MO 63141-7299.....III

Coach: Chris Ellis, Maryville (Mo.) 1984

2005-06 RESULTS (24-5)

102 St. Louis Pharmacy •.....	35
51 Mo.-St. Louis •.....	58
54 Mo. Baptist.....	64
88 Stephens.....	47
62 Hanover.....	65
72 Thomas More †.....	61
79 Lincoln Chrst.....	43
80 McKendree •.....	67
57 Lee †.....	66
67 Taylor (Ind.) †.....	54
63 Washington-St. Louis •.....	56
79 Webster •.....	64
94 Greenville.....	47
88 Fontbonne.....	67
87 Westminster (Mo.) •.....	34
86 Blackburn.....	59
84 MacMurray •.....	65
91 Principia •.....	38
62 Webster.....	53
67 Greenville •.....	49
85 Fontbonne.....	70
90 Westminster (Mo.).....	49
89 Blackburn •.....	44
74 MacMurray.....	50
98 Principia.....	57
74 MacMurray •.....	49
74 Fontbonne.....	64
48 Lakeland †.....	41
48 Wheaton (Ill.).....	75

Nickname: Saints
 Colors: Red & White
 Arena: Moloney Arena
 Capacity: 3,000; Year Built: 1980
 AD: Linda Anderson
 SID: Nicole Heasley

MARYVILLE (TENN.)

Maryville, TN 37804-5907.....III

Coach: Dee Bell, Maryville (Tenn.) 1997

2005-06 RESULTS (23-7)

65 Sewanee †.....	74
70 Transylvania.....	40
90 Centre.....	55
78 Oglethorpe.....	89
95 Wesleyan (Ga.).....	18
87 Spelman.....	54
89 Transylvania •.....	77
67 Sewanee •.....	69
59 Wis.-Oshkosh †.....	68
54 Emory.....	70
85 Worcester St. •.....	65
88 LaGrange •.....	47
87 Huntingdon •.....	45
111 Fisk.....	32
83 Piedmont.....	63
58 Sewanee.....	56
63 Agnes Scott.....	56

81 Piedmont •.....	53
100 Fisk •.....	38
74 Agnes Scott •.....	40
73 LaGrange.....	52
78 Huntingdon.....	66
72 Tenn. Wesleyan.....	78
91 Wesleyan (Ga.) •.....	29
85 Spelman •.....	37
94 Wesleyan (Ga.) †.....	30
90 LaGrange.....	57
66 Agnes Scott †.....	29
93 Oglethorpe •.....	61
58 DePauw.....	86

Nickname: Lady Scots
 Colors: Orange & Garnet
 Arena: Cooper Athletic Center
 Capacity: 2,000; Year Built: 1971
 AD: Randall D. Lambert
 SID: Chad Tracy

MARYWOOD

Scranton, PA 18509-1598.....III

Coach: Tara Macciocco, Penn St. 1988

2005-06 RESULTS (6-19)

82 St. Joseph's (Brkn) †.....	80
56 Drew.....	81
65 Wilkes •.....	55
78 Keystone.....	67
60 Rosemont.....	64
73 Penn St. Tech.....	75
54 Baptist Bible (Pa.).....	81
44 Elmira •.....	73
40 Gwynedd-Mercy •.....	82
54 Cabrini.....	58
38 Misericordia.....	53
51 Cedar Crest •.....	40
64 Alvernia.....	72
65 Delaware Valley.....	87
51 Arcadia.....	63
31 Mt. St. Mary (N.Y.).....	55
71 Neumann •.....	83
41 Gwynedd-Mercy.....	64
68 Eastern.....	63
65 Wesley •.....	78
51 Cedar Crest.....	45
35 Misericordia •.....	48
57 Immaculata •.....	60
53 Arcadia •.....	61
31 Alvernia.....	85

Nickname: Pacers
 Colors: Forest Green & White
 Arena: Health/Phys Ed Center
 Capacity: 1,000; Year Built: 1953
 AD: Mary Jo Gunning
 SID: Andrew Smith

MASSACHUSETTS

Amherst, MA 01003.....I

Coach: Marnie Dacko,
 Southern Conn. St. 1978

2005-06 RESULTS (11-17)

44 Delaware.....	71
64 Holy Cross •.....	55
45 Eastern Mich.....	63
52 Hartford •.....	68
71 Siena.....	53
58 Hofstra.....	59
43 New Hampshire.....	59
44 Boston College.....	83
76 Syracuse.....	81
70 Brown †.....	60
43 Georgia Tech.....	57
51 Dayton.....	57
44 Duquesne.....	46
62 St. Bonaventure.....	68
54 Rhode Island •.....	63
61 Charlotte.....	71
81 Richmond •.....	67

55 George Washington •.....	53
67 La Salle.....	60
50 Temple.....	85
54 Rhode Island.....	43
63 St. Joseph's •.....	53
68 Fordham •.....	63
50 Xavier.....	77
66 St. Bonaventure •.....	55
57 St. Louis.....	61
63 La Salle •.....	55
51 Duquesne †.....	56

Nickname: Minutewomen
 Colors: Maroon & White
 Arena: Mullins Center
 Capacity: 9,493; Year Built: 1992
 AD: John F. McCutcheon
 SID: Seth Gerard

MASS.-DARTMOUTH

North Dartmouth,
 MA 02747-2300.....III

Coach: Mick Klitzner,
 Rhode Island Col. 77

2005-06 RESULTS (10-16)

54 Widener †.....	86
65 Elmira †.....	51
39 Worcester St.....	65
66 Framingham St.....	54
59 Simmons.....	79
50 Southern Me. •.....	75
44 Bridgewater St.....	63
54 Keene St. •.....	66
77 Johnson & Wales (R.I.) •.....	63
87 Eastern Nazarene •.....	42
75 Plymouth St.....	71
58 Eastern Conn. St. •.....	63
83 Mass. Liberal Arts.....	37
73 Western Conn. St.....	62
50 Mass.-Boston •.....	55
69 MIT •.....	55
67 Southern Me.....	97
51 Rhode Island Col.....	63
67 Wheaton (Mass.) •.....	66
54 Keene St.....	73
90 Plymouth St.....	67
70 Mass.-Boston.....	75
52 Eastern Conn. St.....	70
60 Rhode Island Col. •.....	65
39 Western Conn. St. •.....	67
29 Southern Me.....	92

Nickname: Corsairs
 Colors: Blue, White & Gold
 Arena: Tripp Athletic Center
 Capacity: 3,000; Year Built: 1972
 AD: Robert W. Mullen
 SID: Dave Geringer

MIT

Cambridge, MA 02139.....III

Coach: Patricia O'Brien, Salem St. 89

2005-06 RESULTS (7-16)

78 St. Joseph's (Me.) •.....	56
63 Maine Maritime •.....	78
81 Anna Maria.....	77
67 Emmanuel (Mass.) •.....	71
75 Polytechnic (N.Y.) •.....	42
56 Westfield St. •.....	63
45 Babson.....	61
52 Coast Guard •.....	78
48 Brandeis.....	67
38 WPI.....	58
60 Wheaton (Mass.) •.....	65
55 Mass.-Dartmouth.....	69
55 Springfield.....	67
57 Wellesley •.....	56
63 Lesley •.....	43
63 Wheaton (Mass.).....	82
63 Babson •.....	58

50 Clark (Mass.).....	66
50 WPI •.....	66
73 Rivier •.....	50
44 Mount Holyoke.....	58
36 Wellesley.....	54
34 Smith •.....	41

Nickname: Engineers
 Colors: Cardinal Red & Silver Gray
 Arena: Rockwell Cage
 Capacity: 600
 AD: Candace L. Royer
 SID: James Kramer

MASS. LIBERAL ARTS

North Adams, MA 01247-4100...III

Coach: Holly McGovern,
 Westfield St. 2000

2005-06 RESULTS (7-18)

54 Elms.....	63
40 Albertus Magnus †.....	70
47 St. Joseph (Vt.).....	40
53 Pine Manor.....	68
69 Fisher †.....	31
42 Pine Manor •.....	33
37 Mount Holyoke •.....	63
55 Southern Vt. •.....	10
49 Framingham St.....	65
37 Mass.-Dartmouth •.....	83
61 Russell Sage •.....	44
24 Bridgewater St. •.....	61
42 Worcester St. •.....	56
34 Salem St.....	83
28 Fitchburg St.....	60
44 Westfield St.....	52
52 Framingham St. •.....	69
72 Bard •.....	49
66 Green Mountain.....	55
39 Bridgewater St.....	66
46 Connecticut Col. •.....	48
33 Worcester St.....	51
50 Salem St. •.....	74
41 Fitchburg St. •.....	71
52 Westfield St. •.....	66

Nickname: Trailblazers
 Colors: Navy & Gold
 Arena: Amsler Campus Center
 Capacity: 2,500; Year Built: 1975
 AD: Scott F. Nichols
 SID: Deb Raber

MASS.-BOSTON

Boston, MA 02125.....III

Coach: Shawn Renee Polk,
 Massachusetts 1993

2005-06 RESULTS (9-17)

91 Purchase St. •.....	46
74 Framingham St. •.....	71
49 Fitchburg St. •.....	81
55 Pitt.-Bradford †.....	63
77 D'Youville †.....	67
51 Eastern Conn. St.....	74
73 Emerson •.....	68
78 Fisher •.....	58
65 Western Conn. St. •.....	59
67 Mount Ida •.....	46
68 Keene St.....	99
64 Plymouth St.....	65
78 Rhode Island Col. •.....	72
55 Mass.-Dartmouth.....	70
69 Bridgewater St.....	90
69 Eastern Conn. St. •.....	78
43 Southern Me. •.....	95
63 Suffolk.....	72
57 Western Conn. St.....	66
61 Keene St. •.....	88
75 Mass.-Dartmouth •.....	70
43 Framingham St.....	44
71 Plymouth St. •.....	78

51 Southern Me.....	90
55 Rhode Island Col.....	57
60 Western Conn. St.....	64

Nickname: Beacons
 Colors: Beacon Blue, Black & White
 Arena: Clark Athletic Center
 Capacity: 3,500; Year Built: 1981
 AD: Charlie Titus
 SID: Alan Wickstrom

MASS.-LOWELL

Lowell, MA 01854.....II

Coach: Kathy O'Neil,
 St. Michael's 1981

2005-06 RESULTS (11-18)

46 Bridgeport.....	59
66 Pace.....	72
65 St. Rose •.....	71
56 Southern N.H.....	50
51 Franklin Pierce •.....	73
59 Le Moyne •.....	56
57 Southern N.H. •.....	51
73 Dowling.....	76
70 Saginaw Valley •.....	58
57 Drury †.....	69
62 Bloomfield †.....	66
39 Southern Conn. St. •.....	52
58 St. Michael's.....	68
57 St. Anselm •.....	48
51 Le Moyne.....	60
59 St. Rose.....	73
60 Pace •.....	66
47 Southern Conn. St.....	72
76 St. Michael's •.....	66
48 St. Anselm.....	45
49 American Int'l •.....	56
54 Bryant.....	57
59 Assumption •.....	48
62 Stonehill •.....	59
52 Merrimack.....	59
60 Bentley.....	77
58 Franklin Pierce.....	49
67 St. Michael's.....	54
42 Stonehill.....	53

Nickname: River Hawks
 Colors: Red, White & Royal Blue
 Arena: Costello Gymnasium
 Capacity: 2,100; Year Built: 1960
 AD: Dana K. Skinner
 SID: Chris O'Donnell

MCMURRY

Abilene, TX 79697.....III

Coach: Sam Nichols, McMurry 72

2005-06 RESULTS (26-3)

84 Southwestern (Tex.) •.....	50
76 Texas-Dallas.....	57
92 Texas-Tyler.....	77
92 LeTourneau •.....	61
86 East Tex. Baptist •.....	66
73 Hardin-Simmons •.....	65
78 Louisiana Col.....	47
73 Mississippi Col.....	71
80 La Verne †.....	61
71 Redlands.....	54
80 Austin •.....	50
74 Ozarks (Ark.) •.....	63
64 Howard Payne.....	48
74 Sul Ross St.....	52
88 Concordia-Austin •.....	57
75 Mary Hardin-Baylor •.....	67
62 Texas Lutheran.....	35
76 Schreiner.....	70
54 Hardin-Simmons.....	63
84 Texas Lutheran •.....	60
103 Schreiner •.....	54
56 Howard Payne •.....	57
79 Sul Ross St. •.....	43

79 Concordia-Austin.....	59
57 Mary Hardin-Baylor.....	49
64 Austin †.....	49
75 East Tex. Baptist †.....	67
72 Mary Hardin-Baylor †.....	61
53 Hardin-Simmons •.....	64

Nickname: Lady Indians
 Colors: Maroon & White
 Arena: Kimbrell Arena
 Capacity: 2,250; Year Built: 1973
 AD: Jerry Larned/Bill Libby
 SID: Patrick Stewart

MCNEESE ST.

Lake Charles, LA 70609.....I

Coach: Carol Sensley, Louisville 1993

2005-06 RESULTS (13-15)

52 South Ala. •.....	66
93 Belhaven •.....	68
78 Colgate †.....	82
79 Charleston So. †.....	71
67 Grambling •.....	68
55 South Ala.....	63
53 Jackson St.....	52
36 Baylor.....	72
72 Mobile •.....	61
80 Louisiana Col. •.....	45
68 Birmingham-So.....	62
51 Lamar •.....	52
58 UTSA.....	70
57 Sam Houston St. •.....	53
63 Stephen F. Austin •.....	69
49 Southeastern La.....	69
51 Nicholls St.....	62
57 La.-Monroe.....	79
56 Texas-Arlington.....	59
67 Lamar.....	54
62 UTSA.....	57
71 Texas St. •.....	67
63 Stephen F. Austin.....	88
57 Sam Houston St.....	63
55 La.-Monroe •.....	50
72 Northwestern St. •.....	51
48 Texas-Arlington •.....	47
43 Texas-Arlington.....	71

Nickname: Cowgirls
 Colors: Blue & Gold
 Arena: Burton Coliseum
 Capacity: 8,000; Year Built: 1986
 AD: Sonny Watkins
 SID: Pam LaFosse

MCDANIEL

Westminster, MD 21157-4390..III

Coach: Becky Martin,
 Western Md. 1980

2005-06 RESULTS (20-9)

75 Baruch †.....	80
78 Shenandoah †.....	64
80 York (Pa.) •.....	68
73 St. Mary's (Md.).....	71
62 Dickinson.....	70
57 Johns Hopkins.....	65
72 Gettysburg •.....	69
79 Bryn Mawr.....	41
78 Gwynedd-Mercy.....	72
90 Lebanon Valley •.....	78
74 Swarthmore.....	63
64 Muhlenberg •.....	65
68 Bryn Mawr •.....	47
83 Gallaudet.....	44
71 Washington (Md.).....	45
67 Gettysburg.....	64
78 Frank. & Marsh. •.....	52
90 Haverford.....	61
60 Dickinson •.....	65
82 Swarthmore •.....	70

56 Johns Hopkins •.....	74
95 Frank. & Marsh.....	85
61 Muhlenberg.....	64
84 Washington (Md.) •.....	47
79 Gettysburg •.....	63
55 Muhlenberg.....	56
70 Catholic.....	60
60 Pitt.-Greensburg †.....	67

Nickname: Green Terror
 Colors: Green & Gold
 Arena: Gill Center
 Capacity: 3,000; Year Built: 1984
 AD: James M. Smith
 SID: Steve Peed

MEDAILLE

Buffalo, NY 14214-2695.....III

Coach: Pete Lonergan,
 St. Bonaventure 1966

2005-06 RESULTS (26-2)

68 Alfred •.....	47
76 D'Youville •.....	45
79 Alfred.....	41
63 D'Youville •.....	47
72 Lake Erie •.....	57
77 La Roche •.....	47
89 St. John Fisher •.....	79
60 Hilbert.....	46
49 Buffalo St. •.....	54
76 Pitt.-Greensburg.....	71
78 Frostburg St.....	65
63 Penn St.-Behrend •.....	46
81 Penn St.-Altoona •.....	46
96 Mt. Aloysius •.....	69
66 Pitt.-Bradford.....	52
70 La Roche.....	57
74 Lake Erie.....	70
57 Penn St.-Behrend.....	48
77 Hilbert •.....	31
86 Pitt.-Bradford •.....	50
63 Frostburg St. •.....	51
66 Pitt.-Greensburg •.....	53
74 Mt. Aloysius.....	49
71 Penn St.-Altoona.....	55
62 Penn St.-Behrend •.....	54
76 Pitt.-Greensburg •.....	59
73 Wash. & Jeff. †.....	55
44 Rochester.....	57

Nickname: Mavericks
 Colors: Navy, Yellow & White
 Arena: Kevin I. Sullivan Gymnasium
 Capacity: 300; Year Built: 1994
 AD: Dick William Hack
 SID: Michael P. Carbery

MEDGAR EVERS

Brooklyn, NY 11225-2298.....III

Coach: Roy Anderson, Fordham 83

2005-06 RESULTS (10-16)

25 Bridgewater St.....	75
72 Mitchell †.....	76
55 Polytechnic (N.Y.) •.....	47
52 Merchant Marine •.....	76
74 New Rochelle.....	58
71 Marymount (N.Y.) •.....	61
58 York (N.Y.) •.....	56
43 Hunter.....	72
57 Bard.....	34
61 St. Joseph's (Brkln) •.....	79
50 Brooklyn.....	69
45 Villa Julie.....	58
43 Meredith †.....	78
56 CUNY •.....	41
30 John Jay.....	50
70 Staten Island •.....	69
44 City Tech •.....	38
54 Baruch.....	66
39 Lehman.....	69

65 City Tech.....	52
40 Mt. St. Mary (N.Y.).....	73
63 York (N.Y.).....	72
64 Brooklyn •.....	67
64 Staten Island.....	91
78 New Rochelle •.....	52
68 Staten Island.....	87

Nickname: Lady Cougars
 Colors: Gold & Black
 Arena: Prep Gymnasium
 Capacity: 300; Year Built: 1971
 AD: Roy Anderson
 SID: Brent Davis

MEMPHIS

Memphis, TN 38152-3370.....I

Coach: Blair Savage, Arkansas 1994

2005-06 RESULTS (3-25)

60 La.-Monroe.....	80
53 Arkansas.....	99
49 Austin Peay •.....	74
88 Clemson •.....	97
76 Lipscomb.....	74
57 Arizona St.....	103
66 Holy Cross †.....	91
73 Tenn.-Martin •.....	50
81 Mississippi •.....	87
42 Oklahoma St.....	91
44 Georgia •.....	97
52 Marshall •.....	65
68 East Caro. •.....	81
45 SMU.....	67
40 Tulsa.....	93
58 UAB •.....	61
58 Tulane.....	74
54 UCF •.....	65
67 Southern Miss. •.....	73
60 UAB.....	101
71 UTEP •.....	66
54 East Caro.....	74
54 Marshall.....	74
50 Southern Miss.....	73
62 UCF.....	77
62 Houston •.....	70
56 Rice •.....	72
73 Marshall †.....	80

Nickname: Lady Tigers
 Colors: Blue & Gray
 Arena: Elma Roane Field House
 Capacity: 2,565; Year Built: 1951
 AD: R.C. Johnson
 SID: Tammy DeGross

MERCER

Macon, GA 31207.....I

Coach: Brenda Welch-Nichols,
 Sam Houston St. 1989

2005-06 RESULTS (14-15)

56 Wake Forest.....	85
66 Cal Poly •.....	74
43 Vermont †.....	64
55 Pacific †.....	52
47 Campbell.....	54
49 Gardner-Webb.....	74
51 Southern Miss.....	49
70 New Orleans •.....	62
54 Florida A&M.....	66
70 Fla. Atlantic •.....	60
53 Stetson.....	44
50 Lipscomb •.....	46
64 Belmont •.....	62
66 Jacksonville.....	59
61 North Fla.....	66
69 Kennesaw St. •.....	55
61 East Tenn. St. •.....	57
55 Belmont.....	66
47 Lipscomb.....	58
60 Stetson •.....	55

75 Fla. Atlantic.....	82
58 Campbell •.....	68
74 Gardner-Webb •.....	77
47 East Tenn. St.....	62
65 Kennesaw St.....	75
76 Jacksonville •.....	64
49 North Fla. •.....	41
59 East Tenn. St. †.....	56
65 Fla. Atlantic †.....	70

Nickname: Bears
 Colors: Orange & Black
 Arena: University Center
 Capacity: 3,200; Year Built: 2003
 AD: Bobby A. Pope
 SID: Steven Ericson

MERCHANT MARINE

Kings Point, NY 11024-1699III

Coach: Mike Murray, Oswego St. 1997

2005-06 RESULTS (15-10)

62 New England Col. †.....	67
68 St. Joseph (Conn.).....	76
90 York (N.Y.).....	51
94 CCNY •.....	29
76 Medgar Evers.....	52
91 St. Elizabeth.....	45
67 Old Westbury •.....	54
43 New York U.....	76
77 City Tech •.....	30
57 Rutgers-Newark.....	67
76 Old Westbury.....	78
69 Farmingdale.....	67
56 John Jay •.....	43
56 St. Joseph's (L.I.).....	47
91 New Rochelle •.....	43
93 Centenary (N.J.) •.....	55
57 Baruch.....	59
72 St. Joseph's (L.I.).....	59
53 Stevens Institute.....	69
45 Farmingdale.....	64
66 Mt. St. Vincent.....	48
78 Coast Guard •.....	56
66 Manhattanville •.....	61
55 Mt. St. Mary (N.Y.) •.....	63
39 Old Westbury •.....	55

Nickname: Mariners
 Colors: Blue & Gray
 Arena: Liebertz Gymnasium
 Capacity: 1,211
 AD: Susan Petersen-Lubow
 SID: Tyrone C. Broxton

MERCY

Dobbs Ferry, NY 10522II

Coach: Joe Keelin, Mercy

2005-06 RESULTS (0-25)

67 Felician.....	77
58 East Stroudsburg †.....	85
58 Shippensburg.....	99
80 Dominican (N.Y.).....	86
67 Queens (N.Y.).....	96
54 Molloy •.....	76
64 Adelphi.....	88
63 Concordia (N.Y.) •.....	80
57 Bridgeport.....	86
51 St. Thomas Aquinas •.....	72
26 C.W. Post.....	83
47 Dowling.....	76
49 NYIT •.....	78
50 New Haven.....	93
56 Queens (N.Y.) •.....	78
36 St. Michael's •.....	84
47 Molloy.....	75
63 Adelphi •.....	75
66 Concordia (N.Y.).....	67
52 Bridgeport •.....	96
42 St. Thomas Aquinas.....	74
45 C.W. Post •.....	71

51 Dowling •.....	66
37 NYIT.....	79
43 New Haven •.....	74

Nickname: Lady Flyers
 Colors: Blue & White
 Arena: Dobbs Ferry High School
 Capacity: 1,000; Year Built: 2003
 AD: Kevin T. McGinniss
 SID: Steve Balsan

MERCYHURST

Erie, PA 16546.....II

Coach: Karin Nicholls, Bradley 1990

2005-06 RESULTS (8-19)

60 Notre Dame (Ohio) •.....	71
50 Quincy.....	82
57 Southwest Baptist †.....	86
53 Slippery Rock •.....	62
61 Lock Haven.....	68
64 Hillsdale •.....	88
90 Wayne St. (Mich.) •.....	89
41 Grand Valley St.....	78
68 West Va. Wesleyan •.....	65
68 Mansfield •.....	61
89 Daemen †.....	75
62 NYIT †.....	68
63 Edinboro •.....	52
74 Findlay.....	54
42 Ashland.....	83
55 Northwood •.....	56
67 Saginaw Valley •.....	83
47 Ferris St.....	72
41 Lake Superior St.....	72
74 Gannon •.....	83
56 Northern Mich. •.....	50
51 Michigan Tech •.....	66
63 Wayne St. (Mich.).....	65
72 Hillsdale.....	80
60 Findlay.....	55
64 Ashland •.....	70
68 Gannon.....	75

Nickname: Lady Lakers
 Colors: Blue & Green
 Arena: Mercyhurst Ath. Center
 Capacity: 1,800; Year Built: 1978
 AD: Peter J. Russo
 SID: John Leisinger

MEREDITH

Raleigh, NC 27607-5298.....III

Coach: David Zinn, West Virginia 1995

2005-06 RESULTS (13-11)

61 Averett †.....	71
69 Ferrum †.....	78
68 N.C. Wesleyan.....	61
55 Methodist •.....	79
48 Mary Washington †.....	75
73 Pacific (Ore.) †.....	76
55 Waynesburg †.....	67
78 Medgar Evers †.....	43
76 Wilson •.....	47
79 Bennett •.....	70
69 Averett.....	66
86 Spelman •.....	52
81 Peace •.....	54
77 Methodist.....	78
47 Averett •.....	50
82 Salem.....	52
67 Apprentice •.....	77
63 Bennett.....	55
49 Peace.....	75
87 Salem •.....	32
64 N.C. Wesleyan •.....	47
64 Apprentice.....	65
73 Green Mountain †.....	46
67 Mitchell †.....	47

Nickname: Angels

Colors: Maroon, Black & White
 Arena: Weatherspoon Gymnasium
 Capacity: 1,000; Year Built: 1972
 AD: Jackie Myers
 SID: Steve Barnes

MERRIMACK

North Andover, MA 01845II

Coach: Liz Cranmer Biggs,
 St. Anselm 1991

2005-06 RESULTS (7-23)

55 North Dakota †.....	73
72 Southern Ind. †.....	58
64 Bentley †.....	60
51 New Haven.....	63
63 Holy Family.....	61
56 Assumption •.....	71
59 St. Anselm •.....	56
59 Le Moyne.....	70
76 St. Michael's •.....	77
55 American Int'l •.....	69
58 Bentley •.....	65
62 Bloomfield •.....	67
64 Drury •.....	72
62 Stonehill •.....	75
55 Adelphi •.....	66
42 American Int'l.....	66
59 Bryant •.....	64
57 St. Anselm.....	64
60 Le Moyne •.....	54
57 St. Michael's.....	68
53 Stonehill.....	65
45 Bentley.....	57
45 Pace.....	61
77 St. Rose •.....	85
43 Southern Conn. St.....	63
54 Southern N.H.....	50
59 Mass.-Lowell •.....	52
36 Franklin Pierce •.....	55
49 Assumption.....	64
55 Bryant.....	70

Nickname: Warriors
 Colors: Navy Blue & Gold
 Arena: Volpe Complex
 Capacity: 1,600; Year Built: 1972
 AD: Sean T. Frazier
 SID: Pete DiVito

MESA ST.

Grand Junction, CO 81501II

Coach: Timi Brown, Arizona 1991

2005-06 RESULTS (10-17)

51 Central Mo. St. †.....	82
82 Emporia St.....	108
79 Western N.M. •.....	58
56 Neb.-Omaha.....	79
56 Minn. St. Mankato †.....	86
79 Colorado Mines •.....	59
72 Colo. Christian •.....	47
63 Neb.-Kearney.....	79
74 Oklahoma City •.....	79
76 Wayland Baptist •.....	68
58 Northern Colo.....	86
72 Chadron St. •.....	56
59 Fort Hays St. •.....	73
81 Metro St.....	82
84 Regis (Colo.).....	93
65 N.M. Highlands.....	69
70 UC-Colo. Spgs.....	71
74 Adams St. •.....	59
61 Fort Lewis •.....	70
81 Western St.....	64
69 Colorado St.-Pueblo.....	79
69 Fort Lewis.....	78
82 Adams St.....	78
53 Western St.....	65
66 Colorado St.-Pueblo •.....	80
82 UC-Colo. Spgs. •.....	67

87 N.M. Highlands •.....73
 Nickname: Mavericks
 Colors: Maroon, Gold & White
 Arena: Brownson Arena
 Capacity: 2,500; Year Built: 1969
 AD: Jamie Hamilton
 SID: Tish Elliott

MESSIAH

Grantham, PA 17027III

Coach: Michael Miller, Messiah 1983

2005-06 RESULTS (26-3)

90 Grove City •.....	42
69 Ursinus •.....	45
72 Hood •.....	36
88 Elizabethtown •.....	40
78 Lebanon Valley.....	52
74 York (Pa.) •.....	57
68 Frank. & Marsh.....	31
74 DeSales •.....	32
55 Wis.-Stout †.....	62
62 St. Norbert †.....	58
67 Tufts †.....	50
87 Salisbury †.....	72
43 King's (Pa.).....	36
74 Susquehanna •.....	56
76 Albright •.....	60
89 Juniata.....	69
70 Widener.....	55
63 Moravian.....	67
88 Lebanon Valley •.....	59
71 Juniata.....	40
78 Albright.....	53
57 Susquehanna.....	47
69 Moravian •.....	55
82 Elizabethtown.....	45
86 Widener.....	75
56 Susquehanna •.....	37
75 Moravian •.....	52
70 Springfield •.....	56
67 Williams •.....	71

Nickname: Falcons
 Colors: Navy & White
 Arena: Brubaker
 Capacity: 1,450; Year Built: 1972
 AD: Jerry Chaplin
 SID: Scott Frey

METHODIST

Fayetteville, NC 28311-1420.....III

Coach: DeeDee Jarman,
 UNC Wilmington 89

2005-06 RESULTS (13-13)

94 Emory & Henry.....	119
66 Lynchburg †.....	60
65 Bennett.....	52
86 LaGrange •.....	88
61 Piedmont.....	71
79 Meredith.....	55
65 Ohio Dominican †.....	92
83 Bethany (W.V.).....	93
73 Bennett •.....	53
67 Greensboro.....	76
88 Ferrum •.....	71
56 Averett •.....	49
53 Peace.....	62
72 N.C. Wesleyan •.....	43
78 Meredith •.....	77
57 Chris. Newport.....	67
63 Shenandoah.....	62
56 Greensboro •.....	61
72 Ferrum.....	69
67 Averett.....	58
56 Peace •.....	63
65 Piedmont.....	75
66 N.C. Wesleyan.....	61
86 Shenandoah •.....	78
51 Chris. Newport •.....	68

50 Peace.....57
 Nickname: Monarchs
 Colors: Green & Gold
 Arena: Riddle Center
 Capacity: 1,200; Year Built: 1990
 AD: Bob McEvoy
 SID: Lee Glenn

METRO ST.

Denver, CO 80217-3362II

Coach: David Murphy,
 Northern Colo. 1973

2005-06 RESULTS (18-9)

63 Wayne St. (Neb.) •.....	49
73 Tarleton St. †.....	75
87 Black Hills St. †.....	53
72 Winona St. •.....	69
62 Mont. St.-Billings •.....	87
65 Adams St.....	52
68 Fort Lewis.....	60
85 N.M. Highlands •.....	63
72 UC-Colo. Spgs. •.....	61
64 Concordia-St. Paul •.....	79
59 North Dakota •.....	82
81 Colorado St.-Pueblo.....	72
82 Mesa St. •.....	81
73 Western St. •.....	43
88 Colorado Mines •.....	36
72 Colo. Christian •.....	46
69 Regis (Colo.) •.....	79
86 Neb.-Kearney •.....	81
59 Fort Hays St.....	73
84 Chadron St.....	79
92 Regis (Colo.).....	100
72 Neb.-Kearney.....	104
78 Chadron St. •.....	60
68 Fort Hays St. •.....	60
73 Colo. Christian.....	53
79 Colorado Mines.....	73
66 Neb.-Kearney.....	79

Nickname: Roadrunners
 Colors: Navy Blue & Burgundy
 Arena: Auraria Events Center
 Capacity: 2,300; Year Built: 1965
 AD: Joan M. McDermott
 SID: Michelle Zents

MIAMI (FLA.)

Coral Gables, FL 33146I

Coach: Katie Meier, Duke 1989

2005-06 RESULTS (17-13)

72 Samford •.....	51
73 Bradley •.....	61
78 Oakland •.....	65
61 George Mason •.....	68
100 Fairleigh Dickinson •.....	62
76 Siena •.....	47
75 Florida Int'l •.....	63
82 Hartford •.....	62
74 Montana.....	83
82 UCF.....	72
104 N.C. A&T •.....	65
79 Mississippi •.....	70
75 Georgia Tech.....	63
57 North Carolina •.....	90
74 Clemson.....	52
59 Georgia †.....	74
82 Boston College •.....	68
65 Virginia •.....	77
77 North Carolina St.....	83
77 Virginia Tech •.....	62
77 Maryland.....	88
79 Wake Forest.....	71
54 Florida St. •.....	79
69 Boston College.....	79
61 Florida St.....	68
93 Duke •.....	99
90 Georgia Tech •.....	85

62 Georgia Tech †.....79
 95 Florida Int'l •.....83
 72 Virginia.....83

Nickname: Hurricanes
 Colors: Orange, Green & White
 Arena: The Convocation Center
 Capacity: 7,000; Year Built: 2002
 AD: Paul T. Dee
 SID: Scott Moody

MIAMI (OHIO)

Oxford, OH 45056I

Coach: Maria Fantanarosa,
 Miami (Ohio) 1990

2005-06 RESULTS (8-20)

58 Michigan.....	75
90 New Orleans †.....	63
62 St. Louis.....	55
60 Wright St. •.....	70
73 Northwestern.....	79
61 Wake Forest †.....	67
88 Butler •.....	72
50 Vanderbilt.....	82
55 Seton Hall •.....	46
63 Chicago St.....	61
72 Tulane.....	88
75 Buffalo •.....	78
43 Ohio.....	56
65 Akron.....	54
78 Kent St. •.....	83
58 Bowling Green.....	80
66 Ball St. •.....	65
58 Toledo.....	77
67 Central Mich.....	80
49 Northern Ill. •.....	51
60 Western Mich. •.....	70
55 Eastern Mich.....	78
61 Buffalo.....	62
60 Ohio •.....	56
51 Akron •.....	56
48 Kent St.....	63
59 Bowling Green •.....	71
65 Northern Ill.....	73

Nickname: RedHawks
 Colors: Red & White
 Arena: Millett Hall
 Capacity: 6,400; Year Built: 1968
 AD: Brad Bates
 SID: Vince Frieden

MICHIGAN

Ann Arbor, MI 48109-2201I

Coach: Cheryl Burnett, Kansas 1981

2005-06 RESULTS (6-23)

48 Temple †.....	65
80 St. Francis (Pa.) †.....	52
45 Notre Dame.....	55
75 Miami (Ohio) •.....	58
55 Toledo •.....	61
57 Central Mich. •.....	79
68 Maine •.....	60
77 Md.-East. Shore •.....	59
60 Washington.....	82
98 Fordham.....	55
49 Nebraska •.....	69
68 St. Bonaventure.....	60
48 Illinois.....	67
44 Michigan St.....	77
63 Iowa •.....	77
43 Purdue •.....	51
34 Ohio St.....	62
57 Minnesota •.....	85
44 Indiana.....	69
57 Northwestern •.....	77
65 Wisconsin •.....	75
62 Penn St.....	78
48 Minnesota.....	83
55 Ohio St. •.....	74

50 Purdue.....75
 55 Iowa.....67
 42 Michigan St. •.....68
 57 Illinois •.....67
 52 Indiana †.....68

Nickname: Wolverines
 Colors: Maize & Blue
 Arena: Crisler Arena
 Capacity: 13,751; Year Built: 1967
 AD: William C. Martin
 SID: Marc Ressler

MICHIGAN ST.

East Lansing, MI 48824-1025I

Coach: Joanne Palombo-McCallie,
 Northwestern 1987

2005-06 RESULTS (24-10)

86 UC Santa Barb. •.....	55
84 Western Caro. •.....	61
55 Tennessee †.....	83
61 Maryland †.....	75
60 Gonzaga †.....	45
82 Pepperdine •.....	64
77 Detroit •.....	52
81 South Fla.....	66
76 Houston •.....	53
80 Oklahoma.....	60
52 LSU.....	72
75 Central Mich. •.....	50
77 Michigan •.....	44
75 Penn St. •.....	53
73 Rutgers •.....	71
64 Iowa.....	75
69 Wisconsin.....	63
58 Minnesota.....	71
72 Illinois •.....	61
65 Ohio St. •.....	67
53 Purdue.....	73
65 Indiana •.....	59
79 Northwestern.....	59
57 Illinois.....	51
84 Minnesota •.....	61
53 Wisconsin •.....	47
73 Iowa •.....	71
38 Ohio St.....	69
68 Michigan.....	42
79 Iowa †.....	58
64 Ohio St. †.....	68
65 Wis.-Milwaukee †.....	46
67 Kentucky †.....	63
61 Duke †.....	86

Nickname: Spartans
 Colors: Green & White
 Arena: Jack Breslin Center
 Capacity: 14,759; Year Built: 1989
 AD: Ronald H. Mason
 SID: Ben Phlegar

MICHIGAN TECH

Houghton, MI 49931-1295II

Coach: John Barnes,

2005-06 RESULTS (19-9)

66 Wis.-Parkside †.....	63
53 Lewis.....	71
56 Lewis †.....	55
64 Marygrove †.....	44
69 Ashland.....	43
69 Northland •.....	43
63 Northwood.....	59
51 Saginaw Valley.....	43
72 Findlay.....	67
40 Minn. Duluth.....	54
58 Northern Mich. •.....	56
64 Grand Valley St. •.....	58
58 Lake Superior St.....	74
54 Wis.-Parkside.....	72
69 Wayne St. (Mich.) •.....	54
62 Hillsdale •.....	56

57	Saginaw Valley •	61
71	Northwood •	47
84	Gannon •	79
66	Mercyhurst •	51
66	Ferris St. •	52
72	Lake Superior St. •	41
39	Grand Valley St. •	60
61	Ferris St. •	70
67	Northern Mich. •	57
50	Lake Superior St. •	64
66	Northern Ky. †	67

Nickname: Huskies
 Colors: Silver, Gold & Black
 Arena: SDC Gymnasium
 Capacity: 3,200; Year Built: 1981
 AD: Suzanne R. Sanregret
 SID: Wes Frahm

MIDDLE TENN.

Murfreesboro, TN 37132I

Coach: Rick Insell, Middle Tenn. 1977

2005-06 RESULTS (20-11)

66	Chattanooga	76
62	Houston •	35
80	Ga. Southern •	58
77	Eastern Ky. •	66
72	Georgia •	90
79	South Dakota St.	72
58	North Dakota St.	65
69	Georgia St. •	51
79	Penn St. †	65
69	UAB	71
74	Tennessee Tech •	46
69	Austin Peay	71
63	Virginia	79
68	Western Ky. •	63
66	Arkansas St.	65
53	Ark.-Little Rock	58
59	South Ala.	58
91	Troy •	60
69	La.-Lafayette •	68
90	New Orleans	41
70	Florida Int'l •	65
64	North Texas	69
77	Denver •	56
95	Arkansas St. •	59
65	Ark.-Little Rock •	58
63	Western Ky.	70
57	Florida Int'l	73
84	La.-Lafayette •	58
90	Arkansas St. •	64
84	Western Ky. •	73
71	Utah †	76

Nickname: Blue Raiders
 Colors: Royal Blue & White
 Arena: Murphy Athletic Center
 Capacity: 11,520; Year Built: 1972
 AD: Chris Massaro
 SID: Denise Gideon

MIDDLEBURY

Middlebury, VT 05753III

Coach: Noreen Pecsok, Virginia Tech 86

2005-06 RESULTS (14-10)

61	Oneonta St. †	60
80	Rhode Island Col. †	57
45	Norwich	43
52	Washington-St. Louis	90
64	Wis. Lutheran †	41
58	Castleton St. •	52
49	Union (N.Y.) •	45
75	Plymouth St.	64
67	Green Mountain	26
52	Clarkson •	37
50	Rensselaer	64
66	Colby-Sawyer •	62
74	Connecticut Col.	56
59	Wesleyan (Conn.)	66

60	Bates •	73
57	Tufts •	53
46	Keene St.	50
61	Williams •	67
61	Hamilton	51
59	Trinity (Conn.)	63
50	Amherst	58
66	Plattsburgh St. •	48
48	Bowdoin •	59
38	Colby •	60

Nickname: Panthers
 Colors: Blue & White
 Arena: Pepin Gymnasium
 Capacity: 1,200; Year Built: 1949
 AD: Erin Quinn
 SID: Brad Nadeau

MIDWESTERN ST.

Wichita Falls, TX 76308-2099 ...II

Coach: Shannon Burks, Evangel 1986

2005-06 RESULTS (11-16)

69	St. Mary's (Tex.) •	64
73	East Central •	61
49	Cameron	59
73	Emporia St. †	80
73	Nova Southeastern †	60
71	Southeastern Okla.	82
65	Cameron •	72
80	Southwestern Okla. •	73
52	Tarleton St. •	55
74	Incarinate Word	77
45	Tarleton St.	59
86	Tex. A&M-Commerce	91
63	Northeastern St. •	59
61	Central Okla. •	54
63	East Central	79
70	Tex. A&M-Kingsville •	66
58	Texas Woman's •	67
46	West Tex. A&M	72
81	Eastern N.M.	78
69	Angelo St.	74
77	Abilene Christian •	72
60	Angelo St. •	68
52	Abilene Christian	62
69	Tex. A&M-Kingsville	59
63	Texas Woman's	51
58	West Tex. A&M •	73
63	Eastern N.M. •	73

Nickname: Lady Mustangs
 Colors: Maroon and Gold
 Arena: Gerald Stockton Court
 Capacity: 5,200; Year Built: 1969
 AD: Kurt Portmann
 SID: Bill Powers

MILES

Fairfield, AL 35064II

Coach: Phillip Wallace,
 Savannah St. 1989

2005-06 RESULTS (13-16)

52	Edward Waters †	55
49	West Ga. •	62
87	Fort Valley St. •	92
70	Albany St. (Ga.) •	63
69	West Ala. •	65
66	Stillman •	74
53	West Ga.	69
60	Benedict	85
59	Paine	77
59	Tuskegee •	62
49	Clark Atlanta •	54
46	LeMoyn-Owen •	53
56	Tuskegee	73
60	Stillman •	57
60	Judson (Ala.)	61
55	Benedict •	66
78	Paine •	74
53	Fort Valley St.	87

44	Albany St. (Ga.)	57
92	Judson (Ala.) •	64
69	Lane	62
52	Kentucky St.	47
76	Lane •	62
54	Kentucky St. •	49
56	Clark Atlanta	54
67	LeMoyn-Owen	52
84	Lane †	51
80	Benedict †	86

Nickname: Lady Bears
 Colors: Purple & Gold
 Arena: Knox Windham
 Capacity: 1,250
 AD: Augustus James
 SID: Willie K. Patterson Jr.

MILLERSVILLE

Millersville, PA 17551-0302II

Coach: Mary Fleig, Lock Haven 1979

2005-06 RESULTS (15-14)

75	St. Rose •	81
56	Bridgeport •	58
84	Dist. Columbia •	58
59	Indiana (Pa.) •	62
37	Lock Haven •	49
74	Shepherd †	71
60	Bowie St. †	32
72	Clarion	67
68	Barry	47
42	Nova Southeastern †	64
48	Pitt.-Johnstown •	57
58	Edinboro •	76
68	Slippery Rock •	52
70	West Chester •	75
66	California (Pa.)	74
53	Shippensburg	60
61	Mansfield	64
80	East Stroudsburg •	65
74	Cheyney	62
57	Kutztown	40
50	Bloomsburg	65
62	West Chester	60
67	Mansfield •	48
43	East Stroudsburg	55
92	Cheyney •	54
69	Kutztown	56
76	Bloomsburg •	54
80	Mansfield •	68
65	California (Pa.)	87

Nickname: Marauders
 Colors: Black & Gold
 Arena: Pucillo Gymnasium
 Capacity: 2,850; Year Built: 1970
 AD: Peg Kauffman
 SID: Greg Wright

MILLIKIN

Decatur, IL 62522-2084III

Coach: Lori Kerans, Millikin 1985

2005-06 RESULTS (15-10)

75	Webster •	53
77	Wis.-Eau Claire •	56
79	Aurora •	43
82	Fontbonne †	59
53	Illinois Col.	56
81	Blackburn •	44
80	Monmouth (Ill.) •	41
51	Luther •	74
48	St. Norbert †	45
49	Tufts †	45
55	Pt. Loma Nazarene	72
55	North Park	65
65	Ill. Wesleyan	61
64	North Central (Ill.) •	56
70	Augustana (Ill.) •	53
46	Carthage	49
50	Wheaton (Ill.) •	60

65	North Park •	66
59	Elmhurst	54
60	North Central (Ill.)	65
62	Ill. Wesleyan •	72
73	Augustana (Ill.)	48
69	Wheaton (Ill.)	67
48	Carthage •	63
76	Elmhurst •	67

Nickname: Big Blue
 Colors: Royal Blue & White
 Arena: Griswold P.E. Center
 Capacity: 3,052; Year Built: 1970
 AD: Lori Kerans
 SID: Julie Farr

MILLSAPS

Jackson, MS 39210III

Coach: Robin Jeffries,
 Mississippi St. 1990

2005-06 RESULTS (8-17)

46	Rust †	55
67	Huntingdon	51
62	Rust •	56
70	Rust	65
40	Birmingham-So	74
65	Dallas	78
67	LaGrange †	56
64	Texas-Dallas †	54
60	Aurora †	72
56	Oglethorpe	66
70	Hendrix •	69
63	Rhodes •	78
60	Dallas •	65
55	Southwestern (Tex.)	57
63	Trinity (Tex.)	76
47	DePauw •	76
57	Rose-Hulman •	69
51	Oglethorpe •	97
44	Centre	47
63	Sewanee	48
57	Southwestern (Tex.) •	50
60	Trinity (Tex.) •	77
80	Hendrix	102
73	Rhodes	89
61	DePauw †	80

Nickname: Lady Majors
 Colors: Purple & White
 Arena: Physical Activities Ctr.
 Capacity: 3,000; Year Built: 1974
 AD: Tim Wise
 SID: Tiffany Hammond

MILWAUKEE ENGR.

Milwaukee, WI 53202-3109III

Coach: Jessica Ott,
 Wis.-Stevens Point 2001

2005-06 RESULTS (8-18)

66	Rockford	80
55	St. Mary's (Minn.) †	62
50	Lawrence •	78
57	Lakeland •	59
63	Alverno •	53
39	Marian (Wis.)	68
56	Edgewood •	71
46	Rockford	81
49	Eureka	62
52	Concordia (Ill.)	85
70	Caltech	36
50	Claremont-M-S †	73
56	Wis. Lutheran	53
64	Maranatha Baptist	48
78	Concordia (Wis.)	85
56	Edgewood	77
62	Concordia (Wis.) •	72
53	Maranatha Baptist •	41
66	Wis. Lutheran	71
76	Dominican (Ill.)	66
62	Benedictine (Ill.)	79

66 Marian (Wis.) •	71
63 Alverno	70
52 Lakeland	47
68 Dominican (Ill.) •	42
47 Edgewood	68

Nickname: Raiders
 Colors: Red & White
 AD: Daniel I. Harris
 SID: Jessica Ott

MINNESOTA

Minneapolis, MN 55455I

Coach: Pam Borton, Defiance 1987

2005-06 RESULTS (19-10)

80 San Francisco •	62
84 Stanford •	77
83 Nevada †	75
69 Virginia †	64
44 New Mexico	62
78 Nebraska •	70
83 Washington St. •	57
61 South Carolina	79
66 Iowa St. •	61
69 Northwestern	54
73 Wisconsin •	67
45 LSU	66
69 Indiana	64
56 Purdue •	60
71 Michigan St. •	58
85 Michigan	57
80 Iowa	68
79 North Dakota St. •	70
77 Penn St. •	72
64 Illinois	49
83 Michigan •	48
61 Michigan St.	84
31 Purdue	63
55 Ohio St. •	76
61 Wisconsin	67
65 Indiana •	58
71 Northwestern •	33
46 Indiana †	61
69 Washington †	73

Nickname: Golden Gophers
 Colors: Maroon & Gold
 Arena: Williams Arena
 Capacity: 14,625; Year Built: 1928
 AD: Joel Maturi
 SID: Becky Bohm

MINN. DULUTH

Duluth, MN 55812-2496II

Coach: Sue Fiero, Minn. Duluth 2000

2005-06 RESULTS (16-12)

60 Drury	74
72 Bemidji St. †	52
72 Concordia-St. Paul	58
73 Pt. Loma Nazarene •	53
82 Northern Mich. •	59
97 Northland	43
83 Minn. St. Moorhead •	76
81 St. Scholastica	43
65 Minn.-Crookston	43
57 Northern St. •	52
78 Southwest Minn. St. •	45
70 North Dakota St.	62
54 Michigan Tech •	40
64 Cal Poly Pomona	71
73 Cal St. San B'dino	65
68 Minn. St. Mankato	57
83 St. Cloud St. •	92
75 Augustana (S.D.) •	72
78 Minn. St. Mankato •	64
66 South Dakota	70
54 St. Cloud St.	72
51 Augustana (S.D.)	69
56 South Dakota •	58
58 North Dakota •	81

74 Neb.-Omaha •	78
70 Neb.-Omaha	82
67 North Dakota	83
57 Augustana (S.D.)	77

Nickname: Bulldogs
 Colors: Maroon & Gold
 Arena: Romano Gymnasium
 Capacity: 2,759; Year Built: 1953
 AD: Robert Nielson
 SID: Kelly Grgas-Wheeler

MINN. ST. MANKATO

Mankato, MN 56001II

Coach: Lori Fish, South Dakota St. 1991

2005-06 RESULTS (12-16)

65 Viterbo	58
86 Wis.-Stout •	89
81 Minn.-Crookston •	73
66 Fort Hays St. †	63
65 Neb.-Kearney	74
69 Adams St. †	53
86 Mesa St. †	56
67 Concordia-St. Paul •	81
72 Minn.-Crookston	76
57 Bemidji St.	78
81 Southwest Minn. St. •	46
61 Minn. St. Moorhead	65
86 Upper Iowa	71
79 Dakota Wesleyan •	68
57 Minn. Duluth •	68
83 Briar Cliff •	52
68 St. Cloud St.	82
64 Minn. Duluth	78
69 North Dakota •	83
73 Augustana (S.D.) •	92
65 South Dakota	63
65 St. Cloud St.	77
78 South Dakota •	63
76 Neb.-Omaha	67
63 Augustana (S.D.)	74
70 North Dakota	99
81 Neb.-Omaha	94
74 St. Cloud St.	86

Nickname: Mavericks
 Colors: Purple & Gold
 Arena: Bresnan Arena In Taylor Center
 Capacity: 4,521; Year Built: 2000
 AD: Kevin Buisman
 SID: Paul Allan

MINN. ST. MOORHEAD

Moorhead, MN 56563-2996II

Coach: Karla Nelson,
 North Dakota 1990

2005-06 RESULTS (15-14)

56 Seattle	46
73 Central Wash. †	82
49 Seattle Pacific	78
61 Jamestown •	60
92 Franklin Pierce •	87
87 Minn.-Morris	48
76 Minn. Duluth	83
65 North Dakota •	79
68 North Dakota St.	83
65 Minn. St. Mankato •	61
64 St. Cloud St.	72
72 Southwest Minn. St.	43
59 Wayne St. (Neb.)	81
62 Bemidji St.	50
99 Minn.-Crookston •	88
88 Concordia-St. Paul	80
78 Winona St.	63
72 Upper Iowa	55
55 Northern St.	68
90 Grand Canyon •	46
61 Northern St. •	52
60 Winona St. •	62
64 Concordia-St. Paul •	79

80 Minn.-Crookston	67
61 Bemidji St.	77
59 Wayne St. (Neb.) •	86
50 Southwest Minn. St. •	55
59 Bemidji St. •	58
53 Wayne St. (Neb.) †	73

Nickname: Dragons
 Colors: Scarlet & White
 Arena: Alex Nemzek Hall
 Capacity: 3,400; Year Built: 1960
 AD: Sylvia M. Barnier
 SID: Larry Scott

MINN.-CROOKSTON

Crookston, MN 56716-5001II

Coach: Sheila Roux, Minn.-Crookston

2005-06 RESULTS (6-22)

62 Augustana (S.D.)	79
77 St. Cloud St. †	110
73 Minn. St. Mankato	81
71 Valley City St. •	76
54 North Dakota	96
64 South Dakota	70
67 Chadron St. †	54
43 Minn. Duluth •	65
76 Minn. St. Mankato •	72
56 North Dakota •	60
74 St. Cloud St. •	91
65 Mayville St.	54
59 St. Cloud St.	91
74 Winona St.	62
43 Concordia-St. Paul	83
67 Northern St.	74
88 Minn. St. Moorhead	99
71 Wayne St. (Neb.) •	79
78 Southwest Minn. St. •	75
80 Bemidji St.	79
71 Bemidji St.	81
57 Southwest Minn. St.	87
50 Wayne St. (Neb.)	79
67 Minn. St. Moorhead •	80
53 Northern St. •	65
65 Concordia-St. Paul •	82
59 Winona St. •	74
54 Wayne St. (Neb.)	70

Nickname: Golden Eagle
 Colors: Maroon & Gold
 Arena: Lysaker Gym
 Capacity: 3,500; Year Built: 1980
 AD: Stephanie Helgeson
 SID: Mitch Bakken

MINN.-MORRIS

Morris, MN 56267II

Coach: Randi Peterson, Iowa 2001

2005-06 RESULTS (16-10)

59 Dakota St. †	82
97 Mayville St. †	80
67 Bethel (Minn.)	73
48 Minn. St. Moorhead	87
74 St. Catherine •	69
88 North Central (Minn. •)	51
56 St. Benedict •	73
72 Trinity Bible (N.D.) •	42
60 Wash. & Jeff. †	62
81 Fitchburg St. †	45
71 St. Scholastica •	67
57 Northland •	49
86 Crown (Minn.)	37
48 Northwestern (Minn.)	46
65 North Central (Minn.)	36
80 Bethany Lutheran •	57
90 Martin Luther	54
58 Presentation •	59
64 Northwestern (Minn.) •	70
80 Crown (Minn.) •	35
62 Northland	59
75 St. Scholastica	72

58 Martin Luther	63
85 Bethany Lutheran	74
62 Presentation	77
42 Northwestern (Minn.) †	66

Nickname: Cougars
 Colors: Maroon & Gold
 Arena: P.E. Center
 Capacity: 4,000; Year Built: 1971
 AD: Mark Fohl
 SID: Brian Curtis

MISERICORDIA

Dallas, PA 18612III

Coach: Tom Griffith, Penn St.

2005-06 RESULTS (15-10)

73 Lincoln (Pa.) †	52
67 Frostburg St.	79
51 Lycoming •	38
59 Alvernia •	48
51 Cabrini	57
53 Gwynedd-Mercy	61
44 Wilkes	57
63 Lebanon Valley •	62
47 Susquehanna †	59
59 Gallaudet †	50
53 Cazenovia	37
53 Marywood •	38
45 Neumann	65
79 Penn St. Tech	40
55 Arcadia •	52
37 Wesley •	44
46 Cedar Crest •	32
50 Alvernia	74
55 Eastern	30
70 Arcadia	60
41 Gwynedd-Mercy •	66
52 Immaculata •	53
48 Marywood	35
55 Cedar Crest •	34
48 Rosemont •	43

Nickname: Cougars
 Colors: Royal Blue & Gold
 Arena: Anderson Sports Center
 Capacity: 1,500; Year Built: 1992
 AD: David L. Martin
 SID: Scott Crispell

MISSISSIPPI

University, MS 38677-1848I

Coach: Carol Ross, Mississippi 1982

2005-06 RESULTS (17-14)

110 Rice •	63
70 Clemson	66
72 Texas Tech •	69
49 Villanova †	60
56 Brown †	47
90 Tennessee St. •	50
71 UAB •	52
67 Rutgers •	57
87 Memphis	81
90 Nicholls St. •	45
71 Louisiana Tech	84
72 Maine †	52
70 Miami (Fla.)	79
70 Georgia •	84
59 Mississippi St. •	70
51 Auburn	48
58 Florida •	66
75 Kentucky •	81
76 Mississippi St.	71
58 Vanderbilt	68
63 Tennessee •	78
63 LSU	78
77 Alabama	67
64 Auburn •	61
61 Kentucky	65
66 South Carolina	77
85 Arkansas •	78

94 Arkansas †.....	64
73 LSU †.....	91
78 Kansas.....	76
76 Pittsburgh.....	85

Nickname: Lady Rebels
 Colors: Cardinal Red & Navy Blue
 Arena: Tad Smith Coliseum
 Capacity: 8,700; Year Built: 1966
 AD: Pete Boone
 SID: Katy Lonergan

MISSISSIPPI COL.

Clinton, MS 39058.....III

Coach: Paul Allen Duke,
 Mississippi St. 1976

2005-06 RESULTS (19-6)

74 Rhodes.....	69
72 Sul Ross St. •.....	52
77 Howard Payne •.....	68
65 Concordia-Austin.....	61
66 Mary Hardin-Baylor.....	56
100 Fisk •.....	30
70 Hardin-Simmons •.....	62
71 McMurry •.....	73
79 Texas Lutheran.....	59
87 Schreiner.....	74
85 LeTourneau.....	47
79 East Tex. Baptist.....	67
77 Texas-Dallas •.....	61
80 Texas-Tyler •.....	74
74 Louisiana Col.....	73
55 Austin •.....	36
60 Ozarks (Ark.) •.....	57
56 Austin.....	59
70 Ozarks (Ark.).....	81
79 LeTourneau.....	40
74 East Tex. Baptist •.....	48
70 Louisiana Col. •.....	71
77 Texas-Dallas.....	71
75 Texas-Tyler.....	83
74 Mary Hardin-Baylor •.....	83

Nickname: Lady Choctaws
 Colors: Blue & Gold
 Arena: A.E. Wood Coliseum
 Capacity: 3,500; Year Built: 1979
 AD: Mike Jones
 SID: Chris Brooks

MISSISSIPPI ST.

Mississippi State,
 MS 39762-5509.....I

Coach: Sharon Fanning,
 Chattanooga 1975

2005-06 RESULTS (6-22)

71 Southeastern La. •.....	55
53 East Tenn. St. •.....	78
52 TCU †.....	72
48 Arizona St. †.....	70
57 Southern Miss. •.....	64
59 Florida St.....	75
80 Maine •.....	55
41 Louisiana Tech.....	52
79 New Orleans.....	59
78 Morehead St. •.....	65
42 Purdue •.....	61
59 UAB.....	73
59 Birmingham-So. •.....	50
45 Arkansas •.....	66
70 Mississippi.....	59
48 Vanderbilt.....	87
56 Tennessee •.....	79
42 Georgia.....	81
58 Arkansas.....	60
71 Mississippi •.....	76
44 Auburn.....	74
46 South Carolina •.....	51
48 Florida •.....	63
59 Alabama •.....	61

46 Kentucky •.....	51
47 South Carolina.....	75
48 LSU.....	62
83 Florida †.....	98

Nickname: Lady Bulldogs
 Colors: Maroon & White
 Arena: Humphrey Coliseum
 Capacity: 10,500; Year Built: 1975
 AD: Larry Templeton
 SID: Laura M. Goodyear

MISSISSIPPI VAL.

Ita Bena, MS 38941-1400.....I

Coach: Nathaniel Kilbert,
 Mississippi Val. 1987

2005-06 RESULTS (17-11)

71 LeMoyn-Owen.....	48
70 Tex.-Pan American †.....	37
51 Texas St.....	85
44 Ark.-Little Rock •.....	46
76 Tougaloo •.....	57
50 Ark.-Little Rock.....	70
73 Centenary (La.) •.....	55
44 Georgia St.....	71
60 East Caro. †.....	69
70 Ark.-Pine Bluff •.....	61
56 Alabama St.....	45
59 Alabama A&M.....	73
74 Alcorn St. •.....	71
62 Southern U. •.....	67
70 Texas Southern.....	62
60 Prairie View.....	48
58 Jackson St. •.....	59
71 Grambling •.....	48
62 Alabama St. •.....	65
56 Alabama A&M •.....	55
63 Alcorn St.....	54
56 Southern U.....	59
79 Texas Southern •.....	68
82 Prairie View •.....	63
69 Jackson St.....	68
79 Grambling.....	73
53 Ark.-Pine Bluff.....	45
59 Alabama A&M †.....	64

Nickname: Devilettes
 Colors: Forest Green & White
 Arena: Harrison HPER Complex
 Capacity: 6,000; Year Built: 1970
 AD: Lonza C. Hardy/Lonza Hardy, Jr.
 SID: Roderick Mosley

MISSOURI

Columbia, MO 65211-1050.....I

Coach: Cindy Stein, Illinois 1984

2005-06 RESULTS (21-10)

78 Clemson †.....	54
54 Arizona St.....	69
67 Arkansas St.....	70
87 Northwestern •.....	64
57 Towson †.....	56
69 Pittsburgh.....	60
79 Ark.-Pine Bluff •.....	51
100 Murray St. •.....	55
88 Nicholls St. •.....	34
96 Southern Ill. •.....	69
68 Alabama St.....	62
84 Western Mich. •.....	65
64 Baylor •.....	61
68 Kansas St. •.....	42
64 Nebraska.....	58
54 Texas.....	63
69 Colorado •.....	49
52 Texas A&M.....	72
65 Texas Tech •.....	51
66 Kansas St.....	65
73 Oklahoma •.....	88
60 Iowa St.....	66
64 Kansas •.....	57

69 Oklahoma St.....	65
72 Colorado.....	57
67 Iowa St. •.....	59
71 Kansas.....	81
62 Nebraska •.....	75
81 Texas Tech †.....	75
54 Oklahoma †.....	75
51 Virginia Tech †.....	82

Nickname: Tigers
 Colors: Old Gold & Black
 Arena: Mizzou Arena
 Capacity: 15,061; Year Built: 2004
 AD: Michael F. Alden
 SID: Kevin Fletcher

UMKC

Kansas City, MO 64110.....I

Coach: Bo Overton, Oklahoma 1983

2005-06 RESULTS (10-18)

54 Drake.....	74
46 Tulsa.....	59
89 New Mexico St. †.....	55
45 Ark.-Little Rock †.....	58
60 Wichita St.....	71
76 Northwest Mo. St. •.....	73
57 Arkansas.....	84
51 Kansas.....	73
42 Kansas St.....	75
62 Wichita St. •.....	74
69 Northern Colo.....	86
31 Valparaiso.....	65
63 Southern Utah.....	53
56 Chicago St.....	49
84 Centenary (La.) •.....	66
46 IUPUI •.....	63
75 Oakland •.....	61
46 IUPUI.....	57
73 Oral Roberts.....	62
44 Centenary (La.).....	52
55 Chicago St. •.....	57
65 Oakland.....	87
46 Western Ill. •.....	55
50 Oral Roberts •.....	60
69 Southern Utah •.....	54
69 Valparaiso •.....	63
70 Western Ill.....	61
48 Valparaiso †.....	69

Nickname: Kangaroos
 Colors: Blue & Gold
 Arena: Swinney Recreation Center
 Capacity: 1,500; Year Built: 1988
 AD: Robert W. Thomas
 SID: Ty Goos

MO.-ROLLA

Rolla, MO 65409-0740.....II

Coach: Alan Eads, Missouri 1973

2005-06 RESULTS (17-11)

84 Harding.....	76
85 Harris-Stowe •.....	36
57 Incarnate Word †.....	50
64 Tex. A&M-Kingsville.....	51
60 Southern Ind. •.....	47
64 Ky. Wesleyan •.....	55
48 Truman •.....	58
75 Mo.-St. Louis.....	55
62 Lincoln (Mo.).....	50
51 Harding •.....	48
66 Wis.-Parkside.....	57
60 Lewis.....	65
74 Bellarmine •.....	72
50 Northern Ky. •.....	62
57 Quincy.....	69
54 SIU Edwardsville.....	68
51 Drury •.....	70
72 Rockhurst.....	51
70 Indianapolis.....	68
50 St. Joseph's (Ind.).....	51

47 Quincy •.....	59
62 SIU Edwardsville •.....	66
64 Drury.....	72
74 Rockhurst.....	62
53 Mo.-St. Louis •.....	52
80 Southern Ind.....	73
68 Lewis †.....	55
56 Drury †.....	71

Nickname: Lady Miners
 Colors: Silver & Gold
 Arena: Bullman Multi-Purpose
 Capacity: 4,000; Year Built: 1969
 AD: Mark Mullin
 SID: John Kean

MO.-ST. LOUIS

St. Louis, MO 63121-4499.....II

Coach: Lee Buchanan, Murray St. 83

2005-06 RESULTS (16-12)

65 Saginaw Valley •.....	58
95 Lincoln Chrst. †.....	42
58 Maryville (Mo.).....	51
68 McKendree.....	66
64 Ky. Wesleyan •.....	56
52 Southern Ind. •.....	58
82 Oakland City.....	74
55 Mo.-Rolla •.....	75
71 Harris-Stowe.....	36
63 Pittsburg St. •.....	70
67 Lewis.....	78
67 Wis.-Parkside.....	52
57 Northern Ky. •.....	66
68 Bellarmine •.....	66
40 SIU Edwardsville.....	69
51 Quincy.....	71
74 Oakland City •.....	71
90 Rockhurst •.....	61
54 Drury •.....	83
67 St. Joseph's (Ind.).....	74
69 Indianapolis.....	61
65 SIU Edwardsville •.....	48
62 Quincy •.....	42
64 Rockhurst.....	56
47 Drury.....	84
52 Mo.-Rolla.....	53
61 Southern Ind.....	56
62 Northern Ky. †.....	72

Nickname: Riverwomen
 Colors: Red & Gold
 Arena: Mark Twain Building
 Capacity: 4,736; Year Built: 1971
 AD: Patricia A. Dolan
 SID: Todd Addington

MO. SOUTHERN ST.

Joplin, MO 64801-1595.....II

Coach: Maryann Mitts, Rockhurst 92

2005-06 RESULTS (16-12)

70 East Central •.....	68
52 Southwestern Okla. •.....	58
81 Central Okla. •.....	75
67 Northeastern St.....	56
65 Evangel †.....	44
69 Southwestern Okla. †.....	61
87 Newman •.....	53
104 Ozark Christian •.....	28
61 Emporia St. •.....	75
82 Okla. Panhandle.....	55
63 East Central.....	72
60 Mo. Western St.....	63
69 Avila •.....	40
73 Truman.....	59
67 Pittsburg St.....	50
80 Northwest Mo. St. •.....	71
64 Central Mo. St.....	62
45 Washburn •.....	70
62 Southwest Baptist.....	69
69 Mo. Western St. •.....	61

72 Southwest Baptist •	62
64 Washburn	66
66 Central Mo. St. •	74
67 Northwest Mo. St.	70
87 Pittsburg St. •	44
70 Truman •	56
65 Emporia St.	75
59 Mo. Western St. †	79

Nickname: Lions
 Colors: Green & Gold
 Arena: Leggett & Platt Ath. Cent
 Capacity: 3,240; Year Built: 1999
 AD: Sallie Beard
 SID: J.R. Belew

MISSOURI ST.

Springfield, MO 65897.....I

Coach: Katie Abrahamson-Henderson,
 Iowa 1990

2005-06 RESULTS (17-15)

62 Arkansas St.	68
73 Tulsa •	64
72 Ark.-Pine Bluff •	45
46 Western Ill. •	41
57 Oklahoma •	68
64 Ill.-Chicago †	60
90 Oral Roberts †	85
74 DePaul	84
55 Richmond •	49
89 Wichita St. •	92
63 Drake	70
57 Creighton	78
69 Southern Ill. •	52
67 Evansville •	59
55 Illinois St.	64
34 Indiana St.	58
66 Bradley •	45
47 UNI •	64
70 Creighton •	63
58 Drake •	61
62 Southern Ill.	55
53 Evansville	71
76 Indiana St. •	46
68 Illinois St. •	53
47 UNI	66
63 Bradley	70
65 Wichita St.	68
69 Bradley •	64
78 Drake •	62
62 UNI •	59
64 Indiana St. •	55
52 Purdue	73

Nickname: Lady Bears
 Colors: Maroon & White
 Arena: Hammons Student Center
 Capacity: 8,846; Year Built: 1976
 AD: William L. Rowe Jr.
 SID: Erin Smith

MO. WESTERN ST.

St. Joseph, MO 64507.....II

Coach: Josh Keister, Mt. Mercy 1996

2005-06 RESULTS (19-10)

70 Doane •	69
50 Northeastern St.	58
76 Cameron	59
73 Central Okla. †	71
72 Mt. Mercy •	31
83 Harris-Stowe •	37
65 Pittsburg St.	57
79 Lynn	56
85 Ark.-Monticello †	63
65 Christian Bros. †	58
102 William Woods •	61
63 Mo. Southern St. •	60
60 Emporia St. •	61
76 Central Mo. St. •	68
69 Northwest Mo. St.	84

61 Park •	47
78 Truman	83
79 Southwest Baptist	37
66 Washburn •	74
61 Mo. Southern St.	69
71 Washburn	84
64 Southwest Baptist •	50
57 Truman •	48
80 Northwest Mo. St. •	67
58 Central Mo. St.	72
84 Emporia St.	85
73 Pittsburg St. •	50
79 Mo. Southern St. †	59
60 Washburn †	73

Nickname: Griffons
 Colors: Black & Gold
 Arena: MWSU Fieldhouse
 Capacity: 3,750; Year Built: 1981
 AD: Mark Linder
 SID: Brett King

MOLLOY

Rockville Centre, NY
 11571-5002.....II

Coach: Joseph P. Pellicane, Dowling
 1970

2005-06 RESULTS (9-19)

32 Southern Conn. St. •	59
60 Stonehill †	69
46 Assumption	47
55 Philadelphia U.	69
46 Adelphi •	75
76 Mercy	54
52 Bridgeport	47
53 New Haven •	64
58 St. Anselm •	72
64 Grand Canyon	72
63 Central Ark. †	74
67 C.W. Post	62
53 NYIT	48
65 Dowling •	57
60 C.W. Post •	45
64 Concordia (N.Y.)	67
46 St. Thomas Aquinas	74
49 Adelphi	60
75 Mercy •	47
51 Bridgeport •	59
69 Queens (N.Y.)	54
54 St. Thomas Aquinas •	63
66 New Haven	86
59 NYIT •	62
56 Dowling	71
69 Queens (N.Y.) •	54
67 Concordia (N.Y.) •	73
54 Bridgeport	74

Nickname: Lady Lions
 Colors: Maroon & White
 Arena: Quealy Gymnasium
 Capacity: 400; Year Built: 1955
 AD: Susan Cassidy-Lyke
 SID: Jen Mischke

MONMOUTH

West Long Branch, NJ 07764.....I

Coach: Michelle Baxter,
 St. John Fisher 1987

2005-06 RESULTS (14-14)

44 Delaware St. †	50
88 Navy †	79
49 St. John's (N.Y.) •	72
45 Lehigh	64
56 Princeton •	64
55 Maryland •	88
63 St. Francis (N.Y.)	67
56 Columbia	54
72 St. Peter's	71
57 Rider	67
51 St. Francis (Pa.) •	49

60 Robert Morris •	64
54 Quinnipiac	50
79 Central Conn. St. •	56
65 Long Island	56
58 Mt. St. Mary's •	49
72 St. Francis (Pa.)	62
61 Robert Morris	67
78 Fairleigh Dickinson •	67
77 Wagner •	44
71 Central Conn. St.	62
67 Wagner	63
63 Quinnipiac	69
56 Mt. St. Mary's	61
57 Fairleigh Dickinson	61
58 St. Francis (N.Y.) •	46
63 Sacred Heart •	64
70 Long Island •	80

Nickname: Hawks
 Colors: Midnight Blue & White
 Arena: William T. Boylan Gym
 Capacity: 2,500; Year Built: 1965
 AD: Marilyn A. McNeil
 SID: Chris Tobin

MONMOUTH (ILL.)

Monmouth, IL 61462-1998.....III

Coach: Melissa Jones,
 Monmouth (Ill.) 2003

2005-06 RESULTS (10-13)

80 Robert Morris-S'fiel •	89
84 Westminster (Mo.) •	62
67 Rockford •	70
56 Ripon •	66
55 Beloit •	58
41 Millikin	80
56 Luther †	81
81 Macalester	58
81 Eureka •	36
58 Lake Forest	67
74 Grinnell •	57
50 St. Norbert	60
50 Carroll (Wis.)	64
73 Knox •	65
58 Illinois Col. •	54
66 Lawrence •	63
52 St. Norbert •	54
63 Grinnell	73
83 Beloit	55
58 Ripon	75
62 Knox	50
65 Lake Forest •	63
58 Illinois Col.	64

Nickname: Fighting Scots
 Colors: Red & White
 Arena: Glennie Gymnasium
 Capacity: 1,600; Year Built: 1982
 AD: Terry L. Glasgow
 SID: Barry McNamara/Dan Nolan

MONTANA

Missoula, MT 59812-1291.....I

Coach: Robin Selvig, Montana 1974

2005-06 RESULTS (21-7)

71 Utah St.	70
83 Rocky Mountain •	49
57 Wright St. †	47
56 Florida St.	69
45 Wyoming	50
58 Long Beach St. •	57
82 Santa Clara •	77
83 Miami (Fla.) •	74
72 Gonzaga	60
58 Idaho •	50
79 New Orleans •	43
70 UNC Asheville •	52
68 Portland	65
79 Montana St.	54
60 Northern Ariz. •	65

78 Sacramento St. •	59
81 Portland St.	59
56 Eastern Wash.	58
49 Weber St. •	50
105 Idaho St. •	55
90 Montana St. •	65
79 Sacramento St.	45
57 Northern Ariz.	55
79 Eastern Wash. •	54
89 Portland St. •	77
57 Idaho St.	71
65 Weber St.	51
66 Northern Ariz. †	73

Nickname: Lady Griz
 Colors: Maroon and Silver
 Arena: Dahlberg Arena
 Capacity: 7,500; Year Built: 1953
 AD: Jim O'Day
 SID: Joel Carlson

MONTANA ST.

Bozeman, MT 59717-3380.....I

Coach: Tricia Binford, Boise St. 1995

2005-06 RESULTS (3-23)

35 Oregon St. •	70
52 Boise St. •	66
48 Marquette •	76
60 Akron	73
61 Kent St.	77
66 Long Beach St. •	83
61 Air Force •	81
69 Portland	88
84 Cal St. Fullerton	85
48 San Diego	53
71 St. John's (N.Y.) †	87
92 Utah Valley St. •	84
54 Montana	79
57 Sacramento St. •	66
57 Northern Ariz. •	55
50 Eastern Wash.	77
73 Portland St.	75
74 Idaho St. •	84
48 Weber St. •	74
65 Montana	90
56 Northern Ariz.	84
86 Sacramento St.	80
82 Portland St. •	88
56 Eastern Wash. •	63
63 Weber St.	86
75 Idaho St.	77

Nickname: Bobcats
 Colors: Blue & Gold
 Arena: Brick Breeden Fieldhouse
 Capacity: 7,250; Year Built: 1956
 AD: Peter Fields
 SID: Tom Schulz

MONT. ST.-BILLINGS

Billings, MT 59101-0298.....II

Coach: Kevin Woodin,
 Carroll (Mont.) 1987

2005-06 RESULTS (18-9)

75 Fort Lewis •	56
53 Hillsdale •	66
67 Eastern N.M. †	82
52 West Tex. A&M	87
56 Okla. Panhandle	67
87 Metro St.	62
82 Regis (Colo.)	74
99 St. Martin's •	56
65 Abilene Christian •	55
78 Western N.M. •	42
86 Okla. Panhandle •	52
89 Okla. Panhandle •	68
75 Incarnate Word	62
61 Incarnate Word	53
70 St. Mary's (Tex.)	57
78 Lincoln (Mo.)	56

78 St. Edward's •.....	64
62 Lincoln (Mo.) •.....	45
72 Lincoln (Mo.) •.....	42
72 St. Edward's.....	73
52 St. Edward's.....	62
69 Incarnate Word •.....	63
85 St. Mary's (Tex.) •.....	72
77 St. Mary's (Tex.) •.....	70
65 Western N.M.....	75
83 Western N.M.....	87
71 Okla. Panhandle •.....	80

Nickname: Yellowjackets
 Colors: Cobalt Blue & Yellow
 Arena: Alterowitz Gymnasium
 Capacity: 3,500; Year Built: 1961
 AD: Gary R. Gray
 SID: Travis Elam

MONTCLAIR ST.

Montclair, NJ 07043III

Coach: Beth O'Boyle, Gettysburg 1998

2005-06 RESULTS (18-10)

62 St. Thomas (Minn.) †.....	52
45 Salem St.....	64
62 New Jersey City •.....	45
41 Catholic.....	58
63 Wm. Paterson.....	74
54 Rutgers-Newark.....	49
74 Ramapo •.....	59
72 Rowan •.....	52
75 Farmingdale.....	80
64 New York U.....	72
63 Rutgers-Camden.....	40
69 King's (Pa.) •.....	55
63 TCNJ.....	67
58 Richard Stockton •.....	56
72 Kean •.....	53
63 Rowan.....	57
64 Wm. Paterson •.....	61
62 Rutgers-Newark •.....	43
57 Hunter •.....	47
49 Ramapo.....	57
73 Rutgers-Camden •.....	53
43 New Jersey City.....	35
52 Richard Stockton.....	68
47 TCNJ •.....	37
77 Kean.....	71
43 TCNJ •.....	49
57 Staten Island •.....	45
52 Farmingdale •.....	58

Nickname: Red Hawks
 Colors: Scarlet & White
 Arena: Panzer Gymnasium
 Capacity: 1,200; Year Built: 1954
 AD: Holly P. Gera
 SID: Mike Scala

MONTEVALLO

Montevallo, AL 35115-6001II

Coach: Roy Dixon, Montevallo 1990

2005-06 RESULTS (7-20)

50 Henderson St. •.....	66
74 Agnes Scott •.....	48
61 Ark.-Monticello •.....	70
50 St. Leo •.....	47
57 Columbus St. †.....	64
63 Clayton St. †.....	70
60 Clark Atlanta.....	40
56 Aub.-Montgomery •.....	45
54 Ouachita Baptist.....	76
55 Southern Ark.....	63
54 Queens (N.Y.) †.....	57
48 Fla. Gulf Coast.....	77
46 Mobile •.....	47
69 North Ala.....	65
52 Ala.-Huntsville.....	69
54 West Ga. •.....	57
63 Lincoln Memorial •.....	49

56 West Fla.....	74
47 Valdosta St. •.....	42
61 West Ala.....	72
52 West Ga.....	60
54 Lincoln Memorial.....	59
57 Ala.-Huntsville •.....	64
72 North Ala. •.....	73
51 West Fla. •.....	59
52 Valdosta St.....	67
60 West Ala. •.....	63

Nickname: Falcons
 Colors: Purple & Gold
 Arena: Student Activity Center
 Capacity: 2,000; Year Built: 2004
 AD: Dennis S. Toney
 SID: Alfred Kojima

MORAVIAN

Bethlehem, PA 18018-6650III

Coach: Mary Beth Spirk, Dickinson 1981

2005-06 RESULTS (21-7)

92 Goucher †.....	53
69 Dickinson.....	67
83 DeSales.....	77
80 Albright •.....	66
94 Lincoln (Pa.).....	53
65 Juniata.....	64
66 Drew.....	53
62 Scranton.....	67
52 Ursinus.....	48
88 Wilkes •.....	62
93 Albany Pharmacy •.....	44
70 Frank. & Marsh. •.....	41
70 Lebanon Valley.....	58
64 Susquehanna •.....	60
76 Widener.....	80
49 Elizabethtown.....	69
67 Messiah •.....	63
67 Juniata •.....	55
63 Albright.....	58
59 Muhlenberg.....	66
66 Susquehanna.....	54
90 Lebanon Valley •.....	60
55 Messiah.....	69
68 Widener •.....	64
90 Elizabethtown •.....	74
79 Widener •.....	73
52 Messiah.....	75
80 Greensboro †.....	93

Nickname: Greyhounds
 Colors: Blue & Grey
 Arena: Johnston Hall
 Capacity: 1,200; Year Built: 1952
 AD: Paul R. Mayer
 SID: Mark Fleming

MOREHEAD ST.

Morehead, KY 40351-1689I

Coach: Matthew Mitchell,
 Mississippi St. 1995

2005-06 RESULTS (16-13)

101 Pikeville •.....	53
66 Col. of Charleston •.....	50
103 Ky. Christian •.....	46
53 Marshall •.....	66
66 Binghamton •.....	61
81 Austin Peay.....	75
74 Murray St.....	85
65 Mississippi St.....	78
67 Centenary (La.) †.....	51
64 Tennessee St.....	50
66 Tennessee Tech.....	79
56 Eastern Ill. •.....	55
62 Eastern Ky. •.....	58
58 Tenn.-Martin.....	48
49 Samford •.....	51
62 Jacksonville St. •.....	71
50 Southeast Mo. St.....	62

68 Eastern Ill.....	69
59 Tennessee Tech •.....	60
60 Eastern Ky.....	67
43 Southeast Mo. St. •.....	58
71 Murray St. •.....	69
62 Tenn.-Martin •.....	52
57 Samford.....	60
82 Jacksonville St.....	75
70 Tennessee St. •.....	58
63 Austin Peay •.....	52
81 Austin Peay.....	78
66 Tennessee Tech †.....	80

Nickname: Lady Eagles
 Colors: Blue & Gold
 Arena: Ellis T. Johnson Arena
 Capacity: 6,500; Year Built: 1981
 AD: Brian Hutchinson
 SID: Matt Schabert

MORGAN ST.

Baltimore, MD 21251I

Coach: Donald Beasley,
 Morgan St. 1984

2005-06 RESULTS (5-23)

50 UMBC.....	72
78 Columbia †.....	85
56 Albany (N.Y.).....	66
37 Coppin St. •.....	55
50 Navy.....	79
78 Longwood.....	91
65 Fordham.....	71
59 Mt. St. Mary's.....	77
39 Florida A&M.....	57
66 Bethune-Cookman.....	54
33 Wake Forest.....	83
79 Hampton •.....	74
62 Norfolk St. •.....	66
59 South Carolina St.....	76
78 N.C. A&T.....	87
46 Md.-East. Shore •.....	58
76 Howard •.....	87
75 Florida A&M •.....	48
64 Bethune-Cookman •.....	66
59 Hampton.....	64
71 Norfolk St.....	75
70 South Carolina St. •.....	39
73 N.C. A&T •.....	68
59 Md.-East. Shore.....	74
59 Howard.....	79
43 Delaware St. •.....	61
55 Coppin St.....	76
44 Florida A&M †.....	62

Nickname: Lady Bears
 Colors: Blue & Orange
 Arena: Hill Field House
 Capacity: 4,500; Year Built: 1974
 AD: Floyd Kerr
 SID: Leonard Haynes

MOUNT HOLYOKE

South Hadley, MA 01075III

Coach: Michelle Secciana,
 Springfield 1997

2005-06 RESULTS (23-6)

65 Bates †.....	79
70 Salve Regina †.....	61
62 Amherst •.....	55
65 Elms.....	36
54 Haverford †.....	47
43 Smith †.....	40
63 Swarthmore †.....	57
63 Mass. Liberal Arts.....	37
70 Worcester St. •.....	58
60 Springfield.....	63
63 Wellesley •.....	48
58 Clark (Mass.) •.....	53
72 Wheaton (Mass.).....	64
59 Smith •.....	37

57 Coast Guard.....	46
57 Emerson.....	51
50 WPI •.....	44
80 Springfield •.....	86
37 Babson.....	53
65 Coast Guard •.....	57
58 MIT •.....	44
54 Smith.....	41
58 Clark (Mass.).....	68
81 Wheaton (Mass.) •.....	58
62 WPI †.....	39
51 Springfield.....	57
63 Western Conn. St. •.....	44
81 Bridgewater St. •.....	69
72 Emmanuel (Mass.) •.....	68

Nickname: Lyons
 Colors: Blue & White
 Arena: Howard Gymnasium
 Capacity: 300; Year Built: 1952
 AD: Laurie Priest
 SID: Bridget Gunn

MOUNT IDA

Newton, MA 02459-3323III

Coach: Candace Crabtree,
 Dakota Wesleyan 1988

2005-06 RESULTS (6-19)

67 Daniel Webster †.....	73
46 Roger Williams †.....	76
41 Emerson •.....	61
47 Wentworth Inst.....	74
39 WPI.....	73
69 Wheelock.....	50
52 Johnson St. •.....	49
52 Castleton St. •.....	70
46 Mass.-Boston.....	67
63 Elms.....	73
40 Me.-Farmington •.....	85
51 Thomas •.....	92
66 Wheelock •.....	37
39 Fitchburg St.....	87
52 Lesley.....	42
78 Bay Path •.....	39
53 Lasell •.....	61
51 Becker.....	41
52 Maine Maritime •.....	61
50 Husson •.....	51
70 Regis (Mass.) •.....	71
61 Husson.....	81
54 Maine Maritime.....	79
44 Me.-Farmington.....	72
77 Thomas.....	109

Nickname: Mustangs
 Colors: Green & White
 Arena: Mount Ida College Athletic Center
 Capacity: 500; Year Built: 1999
 AD: Jacqueline Palmer
 SID: Mike Raposo

MOUNT OLIVE

Mount Olive, NC 28365II

Coach: Wendy Lawrence,
 Meredith 1992

2005-06 RESULTS (16-13)

81 Converse †.....	57
66 S.C.-Aiken.....	62
66 Virginia St. •.....	65
78 Queens (N.C.).....	70
61 Limestone.....	62
73 Chowan.....	45
78 St. Andrews •.....	64
56 Virginia St.....	53
57 N.C. Central •.....	63
53 Presbyterian •.....	88
71 Anderson (S.C.) •.....	81
43 Barton.....	64
60 Erskine •.....	62
78 Belmont Abbey •.....	60

73 Lees-McRae •.....	61
73 Coker.....	64
55 Pfeiffer.....	71
72 Limestone •.....	82
74 St. Andrews.....	76
54 Anderson (S.C.).....	79
68 Barton •.....	75
75 Queens (N.C.) •.....	54
65 Coker •.....	53
62 Belmont Abbey.....	75
77 Erskine.....	64
80 Pfeiffer •.....	53
66 Lees-McRae.....	60
104 Lees-McRae •.....	57
56 Erskine.....	58

Nickname: Trojans
 Colors: Green & White
 Arena: Kornegay Arena
 Capacity: 1,500; Year Built: 1984
 AD: Jeffrey M. Eisen
 SID: David Shulimson

MT. ST. JOSEPH

Cincinnati, OH 45233-1670.....III

Coach: Melissa Patterson, Louisville 88

2005-06 RESULTS (8-18)

100 Southern Vt. •.....	27
66 Albion •.....	78
34 Thomas More •.....	59
71 Earlham •.....	60
55 Kenyon •.....	70
53 Simpson †.....	96
62 Wartburg †.....	80
66 Rose-Hulman •.....	85
58 Thomas More.....	68
53 Albion †.....	80
53 Manchester †.....	50
63 Anderson (Ind.) •.....	61
56 Manchester •.....	57
58 Transylvania.....	64
67 Defiance.....	62
64 Bluffton •.....	63
68 Franklin •.....	65
38 Hanover.....	60
51 Manchester.....	73
55 Transylvania •.....	59
61 Defiance •.....	53
65 Bluffton.....	67
36 Franklin.....	79
31 Hanover •.....	60
45 Anderson (Ind.).....	56
38 Hanover.....	61

Nickname: Lions
 Colors: Blue & Gold
 Arena: Harrington Center
 Capacity: 2,000; Year Built: 1998
 AD: Steven F. Radcliffe
 SID: Dane Neumeister

MT. ST. MARY (N.Y.)

Newburgh, NY 12550.....III

Coach: J. Randall Ognibene, Geneseo St. 1976

2005-06 RESULTS (25-4)

75 Centenary (N.J.) •.....	55
56 Wm. Paterson †.....	47
80 Emmanuel (Mass.).....	76
63 New Paltz St. •.....	48
60 Vassar.....	38
49 New York U. •.....	55
54 Clarkson †.....	41
48 Oneonta St. †.....	61
67 Union (N.Y.).....	51
53 Old Westbury •.....	45
66 Hunter •.....	43
44 Stevens Institute.....	39
65 Farmingdale •.....	41
48 TCNJ.....	44

72 Manhattanville •.....	55
86 Mt. St. Vincent •.....	49
55 Marywood •.....	31
67 Mt. St. Vincent.....	45
62 John Jay.....	53
73 Medgar Evers •.....	40
84 St. Joseph's (L.I.) •.....	66
74 Centenary (N.J.).....	55
56 Stevens Institute •.....	59
62 Manhattanville.....	43
63 Merchant Marine.....	55
87 Centenary (N.J.).....	26
69 Old Westbury •.....	51
59 Farmingdale •.....	57
64 Baruch •.....	66

Nickname: Blue Knights
 Colors: Royal Blue, Black & White
 Arena: Elaine & William Kaplan Recreation Center
 Capacity: 1,500; Year Built: 1992
 AD: John J. Wright
 SID: Caitlin Hayes

MT. ST. MARY'S

Emmitsburg, MD 21727-7799I

Coach: Vanessa Blair, Mt. St. Mary's 1992

2005-06 RESULTS (12-16)

64 George Mason.....	75
60 Georgetown.....	68
80 Navy •.....	72
84 William & Mary.....	75
53 Maryland.....	102
67 Fairleigh Dickinson •.....	64
78 Oral Roberts †.....	94
67 Ill.-Chicago †.....	83
56 Princeton •.....	73
77 Morgan St. •.....	59
83 St. Francis (N.Y.).....	70
69 Long Island.....	58
64 Sacred Heart •.....	91
57 Quinnipiac.....	64
70 Central Conn. St. •.....	60
49 Monmouth.....	58
60 Central Conn. St.....	45
66 Quinnipiac.....	75
64 St. Francis (Pa.) •.....	60
62 Robert Morris •.....	49
59 Long Island.....	64
61 Fairleigh Dickinson.....	66
68 Sacred Heart.....	83
61 Monmouth.....	56
74 Wagner •.....	58
58 Robert Morris.....	76
77 St. Francis (Pa.).....	82
56 Robert Morris.....	65

Nickname: Mountaineers
 Colors: Blue & White
 Arena: Knott Arena
 Capacity: 3,123; Year Built: 1987
 AD: Harold P. Menninger
 SID: David Musil

MT. ST. VINCENT

Riverdale, NY 10471-1093.....III

Coach: Andrew Francis, Long Island

2005-06 RESULTS (8-17)

45 Hunter.....	64
48 Clarkson †.....	52
83 Marymount (N.Y.).....	37
59 Centenary (N.J.).....	45
64 St. Joseph's (Brkln) •.....	68
44 Stevens Institute.....	54
44 St. Joseph's (L.I.).....	60
55 Centenary (N.J.).....	64
39 New York U. •.....	57
68 Manhattanville.....	77
47 Old Westbury.....	54

90 Farmingdale •.....	98
80 CCNY.....	14
49 Mt. St. Mary (N.Y.).....	86
65 Manhattanville •.....	64
72 St. Elizabeth.....	39
45 Mt. St. Mary (N.Y.) •.....	67
99 Yeshiva •.....	42
57 Stevens Institute •.....	70
48 Merchant Marine •.....	66
58 Muhlenberg •.....	77
81 New Rochelle †.....	44
89 St. Elizabeth †.....	54
59 St. Joseph's (Brkln) †.....	71
64 Centenary (N.J.) •.....	72

Nickname:
 Colors: Blue, White & Gold
 Arena: Cardinal Hayes Auditorium
 Capacity: 250; Year Built: 1929
 AD: Cathy Ingram
 SID: Michael Spinner

MOUNT UNION

Alliance, OH 44601.....III

Coach: Suzy Venet, Mount Union 1998

2005-06 RESULTS (13-13)

50 Case Reserve †.....	67
60 Westminster (Pa.) †.....	40
69 Grove City.....	48
77 Allegheny •.....	71
52 Westminster (Pa.).....	38
64 Ohio Northern •.....	49
67 Muskingum •.....	43
46 Capital.....	77
57 Otterbein •.....	66
55 Ohio Wesleyan.....	65
64 Wooster †.....	55
55 Baldwin-Wallace.....	60
64 Heidelberg.....	61
76 Marietta •.....	46
43 Wilmington (Ohio).....	55
76 John Carroll •.....	68
61 Heidelberg •.....	55
47 Marietta.....	51
73 Wilmington (Ohio) •.....	79
73 John Carroll.....	65
44 Ohio Northern.....	55
47 Baldwin-Wallace •.....	83
55 Capital •.....	60
61 Muskingum.....	52
57 Otterbein.....	67
68 Wilmington (Ohio).....	81

Nickname: Purple Raiders
 Colors: Purple & White
 Arena: Timken Building
 Capacity: 2,200; Year Built: 1970
 AD: Larry Kehres
 SID: Michael De Mattei

MUHLENBERG

Allentown, PA 18104-5586III

Coach: Ron Rohn, Fordham 1982

2005-06 RESULTS (26-3)

71 Albright •.....	65
70 Wilkes •.....	52
66 Bryn Mawr •.....	39
59 DeSales •.....	50
63 Johns Hopkins.....	74
66 Swarthmore.....	44
67 Drew •.....	60
75 Washington (Md.).....	34
56 Susquehanna.....	53
82 Haverford.....	46
68 Frank. & Marsh. •.....	46
65 McDaniel.....	64
50 Johns Hopkins •.....	36
53 Ursinus.....	46
65 Washington (Md.) •.....	40
53 Dickinson •.....	30

71 Frank. & Marsh.....	78
52 Gettysburg •.....	38
50 Haverford.....	46
66 Moravian.....	59
58 Bryn Mawr.....	50
77 Mt. St. Vincent.....	58
74 Dickinson.....	61
64 McDaniel •.....	61
60 Ursinus •.....	58
56 McDaniel •.....	55
55 Johns Hopkins •.....	50
57 Wesleyan (Conn.) •.....	50
48 Mary Washington.....	68

Nickname: Mules
 Colors: Cardinal & Grey
 Arena: Memorial Hall
 Capacity: 3,529; Year Built: 1954
 AD: Samuel T. Beidleman
 SID: Mike Falk

MURRAY ST.

Murray, KY 42071-3318.....I

Coach: Joi Felton, South Fla. 1988

2005-06 RESULTS (11-17)

72 Ball St. •.....	90
77 Southern Ill. •.....	94
59 Western Ky. •.....	86
62 UNI.....	82
100 Alcorn St. †.....	75
55 Missouri.....	100
70 Eastern Ky. •.....	75
85 Morehead St. •.....	74
78 Jacksonville St.....	77
67 Samford.....	83
65 Charlotte.....	90
68 Eastern Ill.	72
96 Tennessee St. •.....	46
62 Southeast Mo. St. •.....	72
66 Austin Peay •.....	83
83 Tenn.-Martin.....	64
82 Tennessee Tech •.....	70
52 Southeast Mo. St.....	71
67 Samford.....	66
64 Austin Peay.....	82
63 Jacksonville St. •.....	69
79 Eastern Ky.....	71
69 Morehead St.....	71
96 Tennessee St.....	81
72 Eastern Ill. •.....	52
73 Tennessee Tech.....	79
58 Tenn.-Martin.....	45
49 Southeast Mo. St.....	80

Nickname: Lady Racers
 Colors: Navy & Gold
 Arena: Reg. Special Events Ctr
 Capacity: 8,500; Year Built: 1998
 AD: Allen Ward
 SID: David B. Snow

MUSKINGUM

New Concord, OH 43762.....III

Coach: Beth Fox, Bluffton 1998

2005-06 RESULTS (3-22)

79 Bluffton •.....	75
44 Ohio Dominican •.....	82
73 Ursuline.....	70
44 Wooster †.....	55
42 Capital •.....	65
43 Mount Union.....	67
43 Baldwin-Wallace •.....	88
55 Heidelberg •.....	64
71 Aurora †.....	77
55 Texas-Dallas †.....	90
71 Case Reserve.....	83
61 Marietta.....	66
66 Otterbein.....	106
66 Wilmington (Ohio) •.....	92
61 John Carroll.....	81

63 Ohio Northern.....	67
59 Otterbein •.....	79
56 Wilmington (Ohio).....	81
68 John Carroll •.....	72
56 Ohio Northern •.....	78
57 Capital.....	65
60 Marietta •.....	46
45 Baldwin-Wallace.....	81
52 Mount Union •.....	61
70 Heidelberg.....	75

Nickname: Lady Muskies
 Colors: Black & Magenta
 Arena: Muskingum Recreation Ctr.
 Capacity: 3,000; Year Built: 1986
 AD: Larry Shank
 SID: Tom Caudill

NAVY

Annapolis, MD 21402-5000I

Coach: Tom Marryott, Castleton St. 1985

2005-06 RESULTS (14-14)

68 Fla. Atlantic.....	64
79 Monmouth †.....	88
80 N.C. A&T •.....	69
52 St. Francis (N.Y.).....	48
72 Mt. St. Mary's.....	80
67 Providence.....	61
79 Morgan St. •.....	50
45 Delaware St. •.....	53
48 St. Bonaventure •.....	57
71 Radford •.....	65
44 UMBC •.....	71
72 Long Island •.....	68
87 Troy.....	89
51 Bucknell •.....	88
89 Lehigh.....	82
75 Lafayette.....	71
69 Army •.....	83
70 American •.....	60
54 Bucknell.....	74
55 Holy Cross •.....	59
72 Army.....	78
49 Lehigh •.....	42
73 Lafayette •.....	63
47 Holy Cross.....	65
80 Colgate.....	62
81 American.....	89
65 Colgate •.....	60
55 Colgate †.....	60

Nickname: Midshipmen
 Colors: Navy Blue & Gold
 Arena: Alumni Hall
 Capacity: 5,710; Year Built: 1991
 AD: Chester S. Gladchuk
 SID: Justin Kischefsky

NAZARETH

Rochester, NY 14618-3790III

Coach: Diane Williams, Geneseo St. 86

2005-06 RESULTS (9-16)

73 Whittier †.....	48
49 Babson.....	50
61 William Smith •.....	77
46 Clarkson.....	44
78 Hilbert.....	66
54 Fredonia St.....	71
71 Cortland St. •.....	68
71 Pitt-Bradford •.....	67
52 Elmira.....	53
58 Ithaca.....	66
66 Geneseo St. •.....	73
47 Keuka †.....	68
44 Rochester Inst. †.....	59
63 Alfred.....	57
62 St. John Fisher.....	85
68 Rochester Inst.....	61
52 Utica •.....	82
47 Hartwick •.....	76

70 Ithaca •.....	77
54 Elmira •.....	74
55 Rochester Inst. •.....	52
57 Hartwick.....	79
56 Utica.....	58
63 St. John Fisher •.....	68
70 Alfred •.....	48

Nickname: Golden Flyers
 Colors: Purple & Gold
 Arena: Robert A. Kidera Gym
 Capacity: 1,200; Year Built: 1976
 AD: Peter Bothner
 SID: Joe Seil

NEBRASKA

Lincoln, NE 68508-0219I

Coach: Connie Yori, Creighton 1986

2005-06 RESULTS (19-13)

49 South Dakota St. •.....	68
84 Creighton •.....	50
55 LSU †.....	74
76 Tex. A&M-Corp. Chris †.....	64
70 Minnesota.....	78
93 Texas Southern •.....	68
80 Northwestern.....	50
69 Michigan.....	49
96 Texas St. •.....	47
69 Grambling •.....	40
70 Northern Ariz. •.....	56
80 Colorado.....	62
73 Kansas •.....	61
58 Missouri •.....	64
57 Iowa St.....	79
62 Texas •.....	70
59 Texas Tech.....	61
70 Colorado •.....	54
54 Iowa St. •.....	42
64 Kansas St.....	71
69 Baylor.....	91
50 Texas A&M •.....	69
65 Kansas.....	57
64 Kansas St. •.....	62
81 Oklahoma St. •.....	56
45 Oklahoma.....	73
75 Missouri.....	62
67 Colorado †.....	59
64 Texas A&M †.....	73
62 Drake •.....	59
72 Wyoming.....	67
63 Kansas St.....	77

Nickname: Cornhuskers
 Colors: Scarlet & Cream
 Arena: Bob Devaney Sports Center
 Capacity: 13,595; Year Built: 1975
 AD: Steven C. Pederson
 SID: Jeff Griesch

NEB. WESLEYAN

Lincoln, NE 68504-2796III

Coach: Amy Sander,
 Baldwin-Wallace 1995

2005-06 RESULTS (10-16)

71 Wis.-Whitewater †.....	85
74 Colorado Col.....	68
69 Concordia (Neb.) •.....	77
58 Hastings.....	90
53 Morningside •.....	71
64 Dana •.....	59
71 Sioux Falls.....	83
60 Ill. Wesleyan •.....	73
69 Whittier †.....	53
70 Occidental.....	75
69 Buena Vista.....	89
54 Doane.....	68
53 Northwestern (Iowa).....	101
88 Midland Lutheran •.....	81
67 Briar Cliff •.....	47
58 Concordia (Neb.).....	56

58 Dordt.....	68
53 Hastings •.....	87
72 Mt. Marly •.....	63
53 Doane •.....	56
66 Briar Cliff.....	51
72 Dakota Wesleyan •.....	82
52 Dana.....	49
60 Midland Lutheran.....	69
91 Chapman †.....	67
68 Colorado Col.....	73

Nickname: Prairie Wolves
 Colors: Gold, Brown & Black
 Arena: Snyder Arena
 Capacity: 2,350; Year Built: 1995
 AD: Ira Zeff
 SID: Karl Skinner

NEB.-KEARNEY

Kearney, NE 68849II

Coach: Carol Russell, Nebraska 1993

2005-06 RESULTS (21-8)

60 Neb.-Omaha.....	72
88 Bemidji St. •.....	82
74 Minn. St. Mankato •.....	65
53 Wayne St. (Neb.) •.....	74
70 Augustana (S.D.).....	80
64 St. Mary (Neb.) •.....	47
71 Colorado St.-Pueblo.....	78
79 Mesa St. •.....	63
67 Western St. •.....	51
76 NJIT †.....	50
94 Okla. Christian †.....	92
67 Fort Lewis.....	57
76 Adams St.....	75
65 N.M. Highlands •.....	55
75 UC-Colo. Spgs. •.....	40
82 Fort Hays St.....	69
72 Chadron St. •.....	46
81 Metro St.....	86
64 Regis (Colo.).....	78
75 Colorado Mines •.....	45
94 Colo. Christian •.....	50
83 Regis (Colo.) •.....	66
104 Metro St. •.....	72
60 Colo. Christian.....	51
59 Colorado Mines.....	53
77 Chadron St.....	47
52 Fort Hays St.....	60
79 Metro St. •.....	66
61 Colorado Mines †.....	67

Nickname: Antelopes, Lopers
 Colors: Royal Blue & Light Old Gold
 Arena: Health & Sports Center
 Capacity: 6,000; Year Built: 1990
 AD: Jon McBride
 SID: Peter Yazvac

NEB.-OMAHA

Omaha, NE 68182II

Coach: Patty Patton Shearer,
 Rocky Mountain 90

2005-06 RESULTS (20-11)

71 Augusta St. †.....	49
51 Regis (Colo.) †.....	62
75 Columbus St. †.....	67
64 Rockhurst •.....	67
72 Neb.-Kearney •.....	60
85 Upper Iowa.....	50
97 Iowa Wesleyan •.....	62
74 Grand View •.....	56
79 Mesa St. •.....	56
92 Adams St. •.....	47
84 Peru St. •.....	49
96 York (Neb.) •.....	63
77 Southwest Minn. St.....	68
115 Johnson & Wales (CO).....	49
48 Colorado Mines.....	53
64 Augustana (S.D.).....	80

64 North Dakota.....	89
47 North Dakota •.....	72
74 South Dakota •.....	60
82 Upper Iowa •.....	52
60 St. Cloud St. •.....	85
87 Grand Canyon.....	56
85 South Dakota.....	83
59 Augustana (S.D.) •.....	64
53 St. Cloud St.....	78
67 Minn. St. Mankato.....	76
78 Minn. Duluth.....	74
82 Minn. Duluth •.....	70
94 Minn. St. Mankato •.....	81
57 South Dakota •.....	56
69 North Dakota.....	83

Nickname: Mavericks
 Colors: Black & Crimson
 Arena: UNO Fieldhouse
 Capacity: 3,500; Year Built: 1950
 AD: David Herbster
 SID: Gary Anderson

NEUMANN

Aston, PA 19014-1298III

Coach: Frank Farnese, Neumann 1995

2005-06 RESULTS (12-15)

82 Salisbury †.....	99
78 Rowan.....	72
86 Penn St.-Berks.....	77
65 Widener.....	79
61 Cabrini •.....	59
63 Notre Dame (Md.).....	81
53 Wesley.....	70
59 St. Mary's (Md.).....	86
63 Goucher.....	67
66 FDU-Florham •.....	70
62 Cedar Crest.....	38
57 Lebanon Valley.....	87
65 Misericordia •.....	45
64 Rosemont.....	63
43 Cabrini.....	58
83 Marywood.....	71
68 Arcadia •.....	75
60 Wesley.....	52
59 Immaculata.....	64
59 Eastern •.....	31
57 Alvernia.....	88
69 Rosemont •.....	67
72 Immaculata •.....	81
51 Gwynedd-Mercy •.....	88
83 Eastern.....	69
60 Immaculata.....	52
66 Wesley.....	92

Nickname: Knights
 Colors: Blue, Gold & White
 Arena: Bruder Gym
 Capacity: 350; Year Built: 1985
 AD: Chuck Sack
 SID: Leigh Matejkovic

NEVADA

Reno, NV 89557I

Coach: Kim Gervasoni, Fresno St. 1989

2005-06 RESULTS (13-17)

61 Portland St.....	65
50 Oregon.....	61
75 Minnesota †.....	83
46 Alabama †.....	76
52 Northern Colo. •.....	68
79 Northwestern St. •.....	59
49 Cal St. Fullerton.....	53
41 UNLV.....	55
63 Sacramento St. •.....	52
58 Northern Ariz.....	66
59 San Francisco •.....	53
74 Hawaii •.....	79
56 San Jose St. •.....	64
56 Idaho.....	69

50 Boise St.....	58
74 Utah Valley St. •.....	59
64 Utah St. •.....	54
73 Boise St. •.....	67
66 Hawaii.....	61
57 Louisiana Tech •.....	72
61 New Mexico St. •.....	51
34 Louisiana Tech.....	75
53 New Mexico St.....	46
68 Fresno St. •.....	67
49 Idaho •.....	43
67 Utah St.....	51
48 San Jose St.....	53
48 Fresno St.....	73
75 San Jose St. •.....	61
60 Louisiana Tech •.....	69

Nickname: Wolf Pack
 Colors: Silver & Blue
 Arena: Lawlor Events Center
 Capacity: 11,784; Year Built: 1983
 AD: Cary Groh
 SID: Jamie Klund

UNLV

Las Vegas, NV 89154.....I

Coach: Regina Miller, Old Dominion 84

2005-06 RESULTS (18-12)

81 Alabama St. †.....	59
72 DePaul.....	88
72 Stephen F. Austin •.....	66
65 Tennessee Tech •.....	55
78 Albany (N.Y.) †.....	56
50 California.....	58
55 Nevada.....	41
73 Jackson St. •.....	39
48 Texas A&M •.....	73
69 Troy •.....	51
76 Lamar •.....	47
65 Wyoming •.....	56
58 Brigham Young.....	77
71 San Diego St. •.....	54
67 Colorado St.....	62
51 Utah •.....	59
66 Air Force.....	56
47 New Mexico.....	60
61 TCU •.....	50
50 Wyoming.....	53
51 Brigham Young •.....	55
64 San Diego St.....	48
74 Colorado St. •.....	57
64 Utah.....	75
80 Air Force •.....	62
65 New Mexico •.....	63
77 TCU.....	82
57 New Mexico †.....	45
45 Utah †.....	61
57 Fresno St.....	77

Nickname: Lady Rebels
 Colors: Scarlet & Gray
 Arena: Cox Pavilion
 Capacity: 2,500; Year Built: 2001
 AD: Mike Hamrick
 SID: Mark Wasik

NEW ENGLAND

Biddeford, ME 04005.....III

Coach: Curt Smyth,
 St. Joseph's (Me.) 1991

2005-06 RESULTS (15-11)

89 St. Joseph (Conn.).....	69
70 New England Col. †.....	43
49 Bowdoin.....	95
61 Wentworth Inst. •.....	52
51 Colby-Sawyer.....	66
79 Thomas.....	60
57 Me.-Farmington •.....	72
56 Southern Me. •.....	75
53 Roger Williams.....	50

60 Framingham St.....	44
73 Gordon •.....	57
56 Endicott •.....	60
58 Anna Maria •.....	56
74 Curry.....	57
68 Endicott.....	70
60 Wentworth Inst.....	54
67 Eastern Nazarene •.....	52
58 Colby-Sawyer •.....	61
57 Regis (Mass.) •.....	39
67 New England Col.....	59
66 St. Joseph's (Me.).....	40
43 Salve Regina.....	60
63 Gordon.....	55
53 New England Col. •.....	60
51 Nichols •.....	67
48 Salve Regina.....	56

Nickname: Nor'easters
 Colors: Royal & Grey
 Arena: Campus Center
 Capacity: 1,500; Year Built: 1989
 AD: Kimberly J. Allen
 SID: Curt Smyth

NEW ENGLAND COL.

Henniker, NH 03242-3293.....III

Coach: Erica Ledy,
 Lake Superior St. 1988

2005-06 RESULTS (13-12)

67 Merchant Marine †.....	62
43 New England †.....	70
83 Rivier.....	47
67 Green Mountain •.....	47
66 Eastern Nazarene.....	48
59 Wentworth Inst.....	74
59 Daniel Webster •.....	31
76 Thomas.....	73
71 Regis (Mass.) •.....	61
61 Newbury.....	50
56 Johnson St. •.....	44
56 Nichols.....	69
40 Colby-Sawyer.....	66
57 Wentworth Inst. •.....	67
53 Gordon.....	50
53 Endicott •.....	73
67 Anna Maria •.....	61
66 Endicott.....	72
48 Curry.....	72
59 New England •.....	67
60 Gordon.....	51
49 Roger Williams.....	61
42 Colby-Sawyer •.....	63
60 New England.....	53
61 Salve Regina •.....	71

Nickname: Pilgrims
 Colors: Scarlet & Royal Blue
 Arena: Bridges Gym
 Capacity: 400; Year Built: 1965
 AD: Lori Runksmeier
 SID: Renee Hellert

NEW HAMPSHIRE

Durham, NH 03824.....I

Coach: Sue Johnson, Yale 1986

2005-06 RESULTS (15-13)

75 Yale.....	59
62 Marist •.....	48
75 Cornell •.....	72
58 Boston College •.....	85
74 Wagner.....	52
59 Massachusetts •.....	43
69 Colgate.....	45
47 Northeastern.....	52
70 Towson †.....	69
66 Lehigh.....	58
68 UMBC •.....	61
54 Binghamton.....	74
56 Dartmouth.....	62

69 Stony Brook •.....	72
63 Maine •.....	59
58 Albany (N.Y.).....	62
42 Hartford.....	65
70 Vermont.....	62
83 Boston U.....	71
53 UMBC.....	65
55 Binghamton •.....	49
52 Hartford •.....	62
56 Stony Brook.....	62
58 Maine.....	69
70 Albany (N.Y.) •.....	55
76 Boston U. •.....	63
54 Vermont.....	57
60 Boston U. †.....	66

Nickname: Wildcats
 Colors: Blue & White
 Arena: Lundholm Gymnasium
 Capacity: 3,500; Year Built: 1968
 AD: Marty Scarano
 SID: Sarah Ralls

NEW HAVEN

West Haven, CT 06516-1999....II

Coach: Daynia LaForce Mann,
 Georgetown 1995

2005-06 RESULTS (24-7)

63 Merrimack •.....	51
77 Post •.....	58
53 Holy Family.....	80
67 Dowling •.....	64
73 Southern N.H. •.....	53
64 NYIT •.....	63
64 Molloy.....	53
68 Southern N.H.....	67
61 Bentley †.....	71
59 Pace.....	68
66 C.W. Post •.....	64
79 Queens (N.Y.).....	72
88 Adelphi.....	73
74 Concordia (N.Y.) •.....	59
55 St. Thomas Aquinas •.....	40
93 Mercy •.....	50
66 Bridgeport.....	68
68 Dowling.....	76
61 C.W. Post.....	47
62 NYIT.....	59
67 Bridgeport •.....	69
86 Molloy •.....	66
78 Queens (N.Y.) •.....	52
78 Adelphi.....	71
74 Concordia (N.Y.).....	72
62 St. Thomas Aquinas.....	48
74 Mercy.....	43
72 Queens (N.Y.) •.....	60
65 NYIT †.....	63
64 C.W. Post •.....	50
70 Stonehill †.....	77

Nickname: Chargers
 Colors: Blue & Gold
 Arena: Charger Gymnasium
 Capacity: 2,500; Year Built: 1971
 AD: Deborah Chin
 SID: Matt McCullough

NEW JERSEY CITY

Jersey City, NJ 07305-1597.....III

Coach: Ashante Timoll,
 New Jersey City 2001

2005-06 RESULTS (10-14)

64 St. Mary's (Md.).....	61
59 N.C. Wesleyan †.....	49
45 Montclair St.....	62
51 Rutgers-Newark •.....	65
73 Rowan.....	69
42 Richard Stockton •.....	69
66 Ramapo •.....	67
71 Farmingdale •.....	69

72 Kean •.....	81
68 Shenandoah †.....	62
56 Wash. & Jeff.....	79
65 Rutgers-Camden •.....	56
45 Wm. Paterson.....	69
54 TCNJ •.....	52
54 Ramapo.....	50
48 Rutgers-Newark.....	51
53 Rowan •.....	57
63 Lehman.....	48
35 Richard Stockton.....	46
55 Kean.....	51
35 Montclair St. •.....	43
38 Wm. Paterson •.....	60
51 Rutgers-Camden.....	64
38 TCNJ.....	58

Nickname: Gothic Knights
 Colors: Green & Gold
 Arena: John J. Moore Athletics & Fitness Center
 Capacity: 2,000; Year Built: 1994
 AD: Lawrence R. Schiner
 SID: Ira Thor

NJIT

Newark, NJ 07102.....II

Coach: Kim Bowen Lusk,
 Southern Conn. St. 1999

2005-06 RESULTS (17-10)

49 Kutztown •.....	40
61 Caldwell •.....	57
46 Holy Family •.....	58
76 Goldey-Beacom.....	69
59 Bloomfield.....	67
66 Nyack •.....	35
74 Georgian Court.....	57
50 Neb.-Kearney †.....	76
79 Virginia-Wise †.....	63
53 Phila. Sciences.....	55
70 Wilmington (Del.) •.....	46
49 Philadelphia U.....	46
51 Felician •.....	33
79 Post.....	66
60 Dominican (N.Y.) •.....	65
55 Wilmington (Del.).....	53
60 Bloomfield •.....	67
68 Goldey-Beacom •.....	55
64 Nyack.....	49
56 Phila. Sciences •.....	59
71 Felician.....	66
77 Dominican (N.Y.).....	72
61 Philadelphia U. •.....	72
56 Holy Family.....	68
45 Caldwell.....	52
76 Georgian Court •.....	58
76 Post •.....	62

Nickname: Highlanders
 Colors: Red & White
 Arena: Fleisher Athletic Center
 Capacity: 1,500; Year Built: 1960
 AD: Leonard Kaplan
 SID: Tim Camp

TCNJ

Ewing, NJ 08628-0718.....III

Coach: Dawn Henderson,
 Bridgewater St. 1980

2005-06 RESULTS (19-9)

35 Capital †.....	45
68 Cazenovia †.....	38
78 Rowan •.....	52
41 Dickinson.....	58
55 Richard Stockton •.....	70
68 Kean.....	75
80 Rutgers-Camden •.....	56
78 Wm. Paterson.....	66
60 Marymount (Va.).....	55
71 Ramapo.....	54

65	Salisbury •	62
67	Montclair St. •	63
52	Rutgers-Newark	51
44	Mt. St. Mary (N.Y.) •	48
52	New Jersey City	54
44	Wm. Paterson •	39
56	Richard Stockton	72
85	Kean •	54
79	Rutgers-Camden	50
61	Ramapo •	44
61	Rowan	30
59	Rutgers-Newark •	47
37	Montclair St.	47
58	New Jersey City •	38
68	Rutgers-Newark •	54
49	Montclair St.	43
60	Richard Stockton	39
41	Mary Washington	79

Nickname: Lions
 Colors: Blue & Gold
 Arena: Packer Hall
 Capacity: 1,200; Year Built: 1962
 AD: Kevin A. McHugh
 SID: Ann King

NEW MEXICO

Albuquerque, NM 87131I

Coach: Don Flanagan, Fort Lewis 1971

2005-06 RESULTS (22-10)

69	Oral Roberts •	52
55	California •	46
63	Oklahoma •	74
76	Texas	68
61	Marist •	54
56	Oklahoma St. •	52
62	Minnesota •	44
61	Arizona St.	73
70	La.-Monroe •	57
75	North Dakota St. •	59
79	New Mexico St.	77
70	Oklahoma •	83
55	New Mexico St. •	42
59	Utah •	42
73	Colorado St.	57
67	TCU	76
62	Wyoming •	39
59	Air Force	54
76	San Diego St. •	45
60	UNLV •	47
55	Brigham Young	60
62	Utah	75
85	Colorado St. •	51
87	TCU •	63
52	Wyoming	59
79	Air Force •	53
75	San Diego St.	48
63	UNLV	65
74	Brigham Young •	49
45	UNLV †	57
83	Florida †	59
67	Baylor †	87

Nickname: Lobos
 Colors: Cherry & Silver
 Arena: University Arena
 Capacity: 18,018; Year Built: 1966
 AD: Paul Krebs
 SID: Brook Brandenburger

N.M. HIGHLANDS

Las Vegas, NM 87701II

Coach: John Ishee, Southern Miss. 1986

2005-06 RESULTS (12-14)

72	Grand Canyon	53
75	San Fran. St. †	76
57	Azusa Pacific	76
54	Okl. Panhandle •	51
29	Fort Hays St. •	75
60	Chadron St. •	49

63	Metro St.	85
37	Regis (Colo.)	65
67	Okl. Panhandle	65
48	Colorado Mines •	52
68	Colo. Christian •	55
55	Neb.-Kearney	65
69	Mesa St. •	65
64	Western St. •	73
53	UC-Colo. Spgs.	66
81	Colorado Col.	82
60	Colorado St.-Pueblo	63
47	Adams St.	57
47	Fort Lewis	79
73	UC-Colo. Spgs. •	58
67	Colorado St.-Pueblo •	61
81	Johnson & Wales (CO) •	36
57	Fort Lewis •	52
76	Adams St. •	66
67	Western St.	58
73	Mesa St.	87

Nickname: Cowgirls
 Colors: Purple & White
 Arena: Wilson Complex
 Capacity: 5,000; Year Built: 1986
 AD: Ben Santistevan
 SID: Aaron Pelch

NEW MEXICO ST.

Las Cruces, NM 88003I

Coach: Darin Spence,
 Marymount (Kan.) 1985

2005-06 RESULTS (10-20)

46	Northern Ariz. •	61
58	UTEP	70
55	UMKC †	89
38	UTSA	61
47	UTEP •	66
50	Texas-Arlington •	62
88	UC Irvine	64
65	Cal Poly	63
77	New Mexico •	79
75	Sacramento St. •	58
42	New Mexico	55
50	Idaho •	59
61	Boise St. •	60
52	Fresno St.	68
72	Hawaii	69
72	Louisiana Tech •	79
61	Fresno St. •	77
50	San Jose St. •	47
55	Utah St.	48
51	Nevada	61
45	Utah St. •	55
46	Nevada •	53
45	Boise St.	72
35	San Jose St.	58
53	Louisiana Tech	66
56	Idaho	55
71	Hawaii •	74
74	Fresno St. †	66
60	Boise St. †	59
39	Louisiana Tech †	63

Nickname: Aggies
 Colors: Crimson & White
 Arena: Pan American Center
 Capacity: 13,071; Year Built: 1968
 AD: McKinley Boston Jr.
 SID: Jesse Cazakoff

NEW ORLEANS

New Orleans, LA 70148I

Coach: Amy Champion, Delta St. 1990

2005-06 RESULTS (3-25)

77	Centenary (La.)	70
63	Miami (Ohio) †	90
54	Yale †	50
51	Nicholls St. •	55
50	Kansas	100

45	Birmingham-So. †	67
41	LSU	72
59	Mississippi St. •	70
62	Mercer	79
46	Arkansas	84
43	Montana	79
65	North Dakota St. †	89
33	North Texas •	62
47	Denver •	59
53	Troy	93
53	South Ala.	69
51	Florida Int'l	87
46	La.-Lafayette •	70
49	Western Ky. •	59
41	Middle Tenn. •	90
56	Denver	76
48	North Texas	71
63	Troy •	54
42	South Ala. •	51
51	La.-Lafayette	65
57	Ark.-Little Rock	78
42	Arkansas St.	86
46	Florida Int'l †	69

Nickname: Privateers
 Colors: Royal Blue & Silver
 Arena: Kiefer Lakefront Arena
 Capacity: 8,933; Year Built: 1983
 AD: James W. Miller
 SID: Nick Galiano

NEW PALTZ ST.

New Paltz, NY 12561-2499III

Coach: Brad Duckworth,
 Wis.-La Crosse 1998

2005-06 RESULTS (10-16)

56	Drew	63
73	St. Joseph's (Brkln) †	60
48	Mt. St. Mary (N.Y.)	63
60	Oneonta St. •	63
49	Potsdam St.	65
75	Polytechnic (N.Y.)	36
66	Staten Island •	69
61	Manhattanville •	46
70	CCNY •	29
70	Utica/Rome •	54
49	Buffalo St.	59
49	Fredonia St.	61
55	Brockport St.	53
39	Oswego St. •	70
53	Geneseo St. •	74
52	Oneonta St.	64
52	Brockport St. •	65
47	Fredonia St. •	36
48	Russell Sage	27
42	Corland St.	56
64	St. Joseph's (Brkln) †	52
51	Oswego St.	71
49	Geneseo St.	66
53	Corland St. •	65
48	Plattsburgh St. •	42
51	Corland St.	66

Nickname: Hawks
 Colors: Orange & Blue
 Arena: Elting Gymnasium
 Capacity: 2,200; Year Built: 1964
 AD: Stuart Robinson
 SID: Janelle Feuz

NEW ROCHELLE

New Rochelle, NY 10805-2339III

Coach: Gary Torigian, Iona 1973

2005-06 RESULTS (4-14)

57	Maritime (N.Y.) •	14
63	Polytechnic (N.Y.) •	64
72	Yeshiva •	59
71	Purchase St.	73
55	Bard •	58

58	Medgar Evers	74
52	Yeshiva	57
29	Old Westbury •	85
42	Marymount (N.Y.)	72
36	City Tech	67
43	Merchant Marine	91
50	Brooklyn	65
59	St. Elizabeth	66
47	St. Joseph's (Brkln) •	72
80	Yeshiva	69
53	York (N.Y.) •	48
44	Mt. St. Vincent †	81
52	Medgar Evers	78

Nickname: Blue Angels
 Colors: Blue & White
 Arena: Sarah Lawrence Ath. Ctr.
 Capacity: 500; Year Built: 1998
 AD: Harold Crocker
 SID: Byron Womack

CITY TECH

Brooklyn, NY 11201III

Coach: Fred DeJesus, Baruch 1996

2005-06 RESULTS (4-21)

37	Polytechnic (N.Y.) †	61
66	Maritime (N.Y.) †	29
42	St. Joseph's (Brkln)	81
40	John Jay •	74
42	St. Joseph's (L.I.)	73
39	Brooklyn	68
62	York (N.Y.) •	76
67	New Rochelle •	36
65	Lesley •	57
30	Merchant Marine	77
48	CCNY	65
36	Rutgers-Newark	70
44	Staten Island •	81
31	Baruch	88
38	Medgar Evers	44
40	Lehman •	77
36	Stevens Institute	60
52	Medgar Evers •	65
59	York (N.Y.)	74
57	Brooklyn	70
54	St. Elizabeth •	46
51	Centenary (N.J.)	68
43	Staten Island	74
51	Hunter •	79
57	Farmingdale •	78

Nickname: Yellow Jackets
 Colors: Royal Blue & Gold
 Arena: Klitgard Gymnasium
 Capacity: 700; Year Built: 1948
 AD: Jerry Albig
 SID: Gregg Cohen

NYIT

Old Westbury, NY 11568-8000II

Coach: Mike Guidone, Molloy 1991

2005-06 RESULTS (14-15)

36	Dominican (Cal.) †	57
52	Cal St. Stanislaus	66
60	Wilmington (Del.)	48
65	Dowling	54
60	Southern N.H. •	65
65	St. Thomas Aquinas •	58
63	New Haven	64
65	Adelphi	72
63	Gannon	79
68	Mercyhurst †	62
51	St. Anselm •	78
48	Molloy •	53
40	Queens (N.Y.)	73
50	Bridgeport •	55
78	Mercy	49
55	C.W. Post •	58
78	Concordia (N.Y.)	63

58 Dowling •34
 58 St. Thomas Aquinas50
 59 New Haven •62
 86 Concordia (N.Y.) •59
 66 Adelphi •60
 62 Molloy59
 67 Queens (N.Y.) •42
 44 Bridgeport62
 79 Mercy •37
 60 C.W. Post64
 52 St. Thomas Aquinas •40
 63 New Haven †65

Nickname: Bears
 Colors: Navy Blue
 Arena: Recreation Hall
 Capacity: 500; Year Built: 1955
 AD: Clyde Doughty Jr.
 SID: Ben Arcuri

NEW YORK U.

New York, NY 10012III

Coach: Janice Quinn,
 New York U. 1985

2005-06 RESULTS (18-8)

73 Brockport St. •53
 64 Farmingdale •60
 82 Farmingdale •52
 82 Alvernia •52
 65 Manhattanville45
 55 Mt. St. Mary (N.Y.)49
 67 St. Joseph's (L.I.) •31
 76 Merchant Marine •43
 72 Montclair St. •64
 46 Rochester •57
 77 Carnegie Mellon •50
 57 Mt. St. Vincent39
 70 Brandeis •68
 58 Hunter46
 63 Washington-St. Louis61
 83 Chicago71
 72 Emory •75
 73 Case Reserve •54
 74 Case Reserve63
 55 Emory70
 58 Carnegie Mellon50
 69 Rochester75
 56 Chicago •61
 54 Washington-St. Louis •66
 62 Brandeis67
 56 Williams †63

Nickname: Violets
 Colors: Purple & White
 Arena: Coles Sports Center
 Capacity: 1,900; Year Built: 1981
 AD: Christopher Bledsoe
 SID: Jeff Bernstein

NEWBERRY

Newberry, SC 29108II

Coach: Jason Brink, Calvin 1995

2005-06 RESULTS (18-13)

69 Lander †72
 59 Columbus St. †70
 59 S.C.-Aiken70
 76 S.C. Upstate67
 68 Johnson C. Smith †60
 58 N.C. Central55
 80 Morris •34
 114 Allen •29
 70 Limestone69
 70 West Ga. †61
 63 Clayton St.74
 67 Erskine50
 70 Carson-Newman77
 76 Catawba •48
 49 Wingate76
 69 Presbyterian79
 71 Tusculum •67

75 Lenoir-Rhyne •60
 80 Mars Hill85
 88 Converse •59
 75 Carson-Newman •45
 68 Catawba75
 76 Wingate78
 70 Presbyterian •63
 71 Tusculum84
 85 Lenoir-Rhyne50
 72 Mars Hill •80
 72 Mars Hill67
 70 Wingate †55
 57 Tusculum †50
 50 Shaw53

Nickname: Indians
 Colors: Scarlet & Gray
 Arena: Eleazer Arena
 Capacity: 1,600; Year Built: 1981
 AD: Andy Carter
 SID: Scott McCain

NEWBURY

Brookline, MA 02445III

Coach: Lea Robinson, Western Ky. 1995

2005-06 RESULTS (3-21)

38 Colby75
 64 Husson †65
 60 Eastern Nazarene •45
 43 Simmons79
 64 Thomas †82
 67 Green Mountain †75
 51 Emmanuel (Mass.)86
 57 Daniel Webster •58
 86 Southern Vt. •50
 50 New England Col. •61
 54 Becker65
 37 Suffolk61
 51 Rivier53
 37 Connecticut Col. •64
 37 Nichols68
 47 St. Joseph (Conn.) •59
 47 Plymouth St. •60
 29 Wheaton (Mass.)76
 58 Anna Maria72
 52 Lesley •44
 38 Emerson68
 57 Pine Manor •69
 46 Albertus Magnus •58
 45 St. Joseph's (Me.)55

Nickname: Nighthawks
 Colors: Green & Gold
 Arena: Papas Gymnasium
 Capacity: 300; Year Built: 1950
 AD: Peter Centola
 SID: Peter Centola

NIAGARA

Niagara University, NY 14109 ...I

Coach: Bill Agronin, Jacksonville 1970

2005-06 RESULTS (4-25)

47 Albany (N.Y.) †54
 63 Cornell †75
 61 Syracuse •45
 43 St. John's (N.Y.)67
 45 Buffalo68
 64 St. Bonaventure70
 47 Fairfield74
 63 Manhattan70
 49 Boston College101
 47 Colgate75
 56 Vermont80
 50 Marist •70
 61 Siena •57
 43 Rider49
 56 Marist70
 54 Canisius71
 61 Iona •67
 63 Fairfield •59

44 Siena79
 58 Loyola (Md.) •62
 46 Manhattan •73
 61 St. Peter's76
 64 Iona70
 52 Rider •63
 46 St. Peter's •64
 44 Loyola (Md.)76
 65 Canisius •76
 65 St. Peter's †59
 57 Iona †72

Nickname: Purple Eagles
 Colors: Purple and White
 Arena: Gallagher Center
 Capacity: 2,400; Year Built: 1949
 AD: Edward McLaughlin
 SID: Michele Schmidt

NICHOLLS ST.

Thibodaux, LA 70310I

Coach: Mark Cook, Wichita St. 1983

2005-06 RESULTS (4-23)

54 Grambling †61
 67 Southern U.85
 35 Ohio St.94
 54 Eastern Wash. †84
 55 New Orleans51
 34 Missouri88
 40 Arkansas75
 45 Mississippi90
 62 La.-Lafayette •74
 28 Iowa St.77
 54 Appalachian St. †76
 59 Stephen F. Austin80
 67 Sam Houston St.77
 64 La.-Monroe •66
 42 Southeastern La. •47
 62 McNeese St. •51
 40 Texas-Arlington •60
 70 Lamar73
 48 Southeastern La.67
 57 UTSA •67
 52 Texas St. •50
 68 Stephen F. Austin •67
 66 Northwestern St.83
 67 La.-Monroe73
 39 Texas-Arlington65
 60 Lamar •78
 52 Texas St.65

Nickname: Lady Colonels
 Colors: Red & Gray
 Arena: David R. Stopher Gym
 Capacity: 3,800; Year Built: 1967
 AD: Robert J. Bernardi
 SID: Thad Angelloz

NICHOLS

Dudley, MA 01571-5000III

Coach: Joanne Grzembski,
 Nichols 1992

2005-06 RESULTS (20-8)

58 Clark (Mass.) †79
 61 Worcester St.70
 69 Mitchell •49
 56 Colby-Sawyer73
 62 Regis (Mass.) •37
 61 Keene St.74
 55 Hamline †82
 62 Russell Sage †50
 55 Salve Regina •40
 66 Roger Williams •48
 54 Salve Regina49
 69 New England Col.56
 50 Wentworth Inst. •54
 62 Regis (Mass.)50
 71 Anna Maria56
 68 Newbury •37
 69 Curry •53

67 Eastern Nazarene •44
 66 Roger Williams51
 57 Endicott •50
 68 Anna Maria •54
 57 Curry53
 62 Gordon •61
 78 Eastern Nazarene50
 67 New England51
 84 Wentworth Inst. •79
 67 Endicott •70
 54 Western New Eng.55

Nickname: Lady Bison
 Colors: Black, White and Green
 Arena: Chalmers Field House
 Capacity: 800; Year Built: 2000
 AD: Charlyn Robert
 SID: Mike Serijan

NORFOLK ST.

Norfolk, VA 23504I

Coach: James Sweat, Virginia St. 1959

2005-06 RESULTS (8-20)

70 Campbell †57
 79 Jacksonville †68
 43 William & Mary70
 64 Hampton80
 69 Robert Morris79
 42 Winthrop66
 53 Georgia St.85
 50 Liberty •75
 48 Va. Commonwealth67
 48 Florida A&M69
 72 Howard •75
 56 Md.-East. Shore •68
 35 Coppin St.61
 66 Morgan St.62
 67 Longwood •61
 49 Delaware St. •65
 77 N.C. A&T •64
 67 South Carolina St. •62
 74 Howard103
 56 Md.-East. Shore65
 51 Coppin St. •68
 75 Morgan St. •71
 69 Hampton •79
 40 Delaware St.75
 59 N.C. A&T57
 55 South Carolina St.71
 59 Bethune-Cookman •66
 60 Hampton †65

Nickname: Spartans
 Colors: Green & Gold
 Arena: Echols Memorial Hall
 Capacity: 7,000; Year Built: 1982
 AD: Marty L. Miller
 SID: Matt Michalec

NORTH ALA.

Florence, AL 35632-0001II

Coach: Flora Sweatt, Liberty 1998

2005-06 RESULTS (5-22)

53 Ouachita Baptist65
 69 Clark Atlanta •67
 93 Harding •99
 74 Kentucky St. †55
 33 Fla. Gulf Coast75
 45 Delta St. •63
 46 Ouachita Baptist †68
 60 Harding80
 55 Christian Bros. •67
 57 Clark Atlanta67
 53 Ouachita Baptist •66
 58 Christian Bros.68
 65 Montevallo •69
 65 West Ala. •82
 61 Valdosta St.74
 58 West Fla.81
 61 Lincoln Memorial86

60 West Ga. •.....	67
75 Ala.-Huntsville •.....	62
57 Fla. Gulf Coast •.....	83
64 West Fla. •.....	65
61 Valdosta St. •.....	64
73 West Ala.....	95
73 Montevallo.....	72
69 Lincoln Memorial •.....	58
42 West Ga.....	57
89 Ala.-Huntsville.....	95

Nickname: Lions
 Colors: Purple & Gold
 Arena: Flowers Hall
 Capacity: 3,800; Year Built: 1972
 AD: Joel W. Erdmann
 SID: Jeff Hodges

NORTH CAROLINA

Chapel Hill, NC 27515.....I

Coach: Sylvia Rhyne Hatchell,
 Carson-Newman 1974

2005-06 RESULTS (33-2)

86 Davidson •.....	38
87 Liberty •.....	36
79 Arizona St. †.....	72
77 TCU †.....	54
83 UNC Asheville •.....	43
92 Charleston So. •.....	38
71 South Fla. •.....	47
77 Connecticut.....	54
87 Wofford •.....	50
98 Coastal Caro. •.....	41
87 Vanderbilt †.....	67
88 Old Dominion.....	80
101 Col. of Charleston •.....	48
102 Clemson •.....	61
90 Miami (Fla.).....	57
65 North Carolina St.....	53
85 Georgia Tech •.....	56
68 Florida St. •.....	51
91 Wake Forest.....	57
74 Duke.....	70
75 North Carolina St. •.....	58
75 Georgia Tech.....	56
95 Maryland •.....	98
72 Virginia.....	60
84 Virginia Tech.....	75
69 Boston College •.....	62
77 Duke •.....	65
82 Virginia †.....	56
90 North Carolina St. †.....	69
91 Maryland †.....	80
75 UC Riverside †.....	51
89 Vanderbilt.....	70
70 Purdue †.....	68
75 Tennessee †.....	63
70 Maryland †.....	81

Nickname: Tar Heels
 Colors: Carolina Blue & White
 Arena: Carmichael Auditorium
 Capacity: 7,490; Year Built: 1965
 AD: Richard Baddour
 SID: Dana Gelin

N.C. A&T

Greensboro, NC 27411.....I

Coach: Patricia Cage-Bibbs,
 Grambling 1972

2005-06 RESULTS (9-19)

70 Elon.....	75
69 Navy.....	80
50 Wofford.....	94
71 East Caro. •.....	74
69 South Carolina St. •.....	72
40 Kentucky.....	71
62 UNC Asheville.....	80
65 Miami (Fla.).....	104
68 Maine †.....	78

35 LSU.....	99
55 Md.-East. Shore.....	70
50 Delaware St.....	49
73 Florida A&M •.....	66
66 Bethune-Cookman •.....	49
54 Coppin St. •.....	82
87 Morgan St. •.....	78
64 Norfolk St.....	77
73 Hampton.....	69
65 Delaware St. •.....	80
81 Bethune-Cookman.....	56
75 Florida A&M.....	73
52 Coppin St.....	59
68 Morgan St.....	73
57 Norfolk St. •.....	59
63 Hampton •.....	60
88 Howard •.....	74
64 South Carolina St.....	71
48 Bethune-Cookman †.....	68

Nickname: Aggies
 Colors: Blue & Gold
 Arena: Corbett Sports Center
 Capacity: 6,700; Year Built: 1978
 AD: Dee Todd
 SID: Brian Holloway

UNC ASHEVILLE

Asheville, NC 28804-3299I

Coach: Betsy Blöse,
 James Madison 1984

2005-06 RESULTS (15-13)

65 Jacksonville •.....	47
64 Campbell •.....	60
58 Gardner-Webb.....	46
43 North Carolina.....	83
77 Western Caro.....	66
66 Furman •.....	62
59 Chattanooga •.....	84
79 Sewanee •.....	35
80 N.C. A&T •.....	62
79 North Dakota St. †.....	73
52 Montana.....	70
73 Montreat •.....	40
71 Longwood.....	77
70 High Point •.....	73
51 Winthrop.....	54
68 Coastal Caro.....	65
80 Charleston So.....	58
72 Radford •.....	69
61 Birmingham-So. •.....	66
50 Liberty.....	66
51 High Point.....	50
49 Winthrop •.....	47
64 Coastal Caro. •.....	57
57 Charleston So. •.....	60
60 Liberty •.....	67
52 Radford.....	76
65 Birmingham-So.....	66
89 High Point.....	100

Nickname: Bulldogs
 Colors: Royal Blue & White
 Arena: Justice Center
 Capacity: 1,100; Year Built: 1963
 AD: Janet Cone
 SID: Everett Hutto

N.C. CENTRAL

Durham, NC 27707.....II

Coach: Joli Robinson,
 Winston-Salem 1977

2005-06 RESULTS (23-7)

67 GC&SU †.....	47
55 Barton †.....	50
89 Newport News.....	51
63 Claffin •.....	48
70 Wingate •.....	67
54 West Va. Tech •.....	37
55 Newberry •.....	58

59 Catawba •.....	43
63 Francis Marion •.....	53
63 Mount Olive.....	57
82 Fayetteville St. •.....	59
51 Bowie St. •.....	37
55 Shaw.....	65
40 St. Augustine's.....	45
79 Livingstone.....	78
64 St. Augustine's •.....	54
61 Johnson C. Smith.....	65
62 Virginia St. •.....	39
63 Winston-Salem •.....	55
66 Fayetteville St.....	64
65 Livingstone •.....	52
72 Elizabeth City St.....	67
61 St. Paul's.....	49
61 Virginia Union.....	46
58 Winston-Salem.....	70
75 Johnson C. Smith •.....	68
76 Virginia Union †.....	66
53 Shaw †.....	61
51 GC&SU †.....	48
65 Shaw †.....	80

Nickname: Lady Eagles
 Colors: Maroon & Gray
 Arena: McLendon-McDougald
 Capacity: 3,000; Year Built: 1952
 AD: William Hayes
 SID: Kyle Serba

UNC GREENSBORO

Greensboro, NC 27402-6170.....I

Coach: Lynne Agee, Longwood 1971

2005-06 RESULTS (18-12)

46 North Carolina St.....	76
66 Longwood •.....	69
69 Ohio •.....	52
63 High Point.....	65
72 West Virginia •.....	70
78 Campbell •.....	55
70 Wake Forest.....	64
57 Davidson.....	69
54 UNC Wilmington.....	65
54 Coastal Caro.....	68
75 Chattanooga •.....	82
69 Furman.....	66
63 Ga. Southern.....	74
85 Appalachian St. •.....	71
67 Col. of Charleston •.....	70
69 Western Caro.....	60
56 Elon.....	35
84 Wofford •.....	64
63 Davidson.....	62
68 Chattanooga.....	72
72 Furman •.....	48
72 Ga. Southern •.....	62
84 Appalachian St.....	85
59 Col. of Charleston.....	58
53 Elon •.....	45
67 Wofford.....	55
72 Western Caro. •.....	57
68 Ga. Southern †.....	56
69 Davidson †.....	58
79 Chattanooga †.....	91

Nickname: Spartans
 Colors: Gold, White & Navy
 Arena: Fleming Gym
 Capacity: 2,320; Year Built: 1989
 AD: Nelson E. Bobb
 SID: Mark Kimmel

UNC PEMBROKE

Pembroke, NC 28372-1510.....II

Coach: John Haskins,
 UNC Wilmington 1980

2005-06 RESULTS (15-13)

73 Fayetteville St. †.....	64
79 Coker †.....	44

79 Catawba •.....	73
60 Tusculum •.....	48
77 Lander •.....	65
60 S.C. Upstate.....	73
71 Queens (N.C.).....	51
54 Elon.....	64
59 St. Andrews.....	68
64 GC&SU.....	53
70 Armstrong Atlantic •.....	59
70 Augusta St. •.....	59
69 Clayton St.....	62
48 S.C.-Aiken.....	60
48 Columbus St. •.....	59
74 Lander.....	65
66 S.C. Upstate •.....	58
61 Francis Marion.....	44
57 GC&SU •.....	54
48 Armstrong Atlantic.....	58
39 Augusta St.....	50
29 Clayton St. •.....	65
52 Francis Marion •.....	58
77 S.C.-Aiken.....	62
59 Columbus St.....	61
58 Francis Marion †.....	65

Nickname: Braves
 Colors: Black & Gold
 Arena: Jones P.E. Center
 Capacity: 3,000; Year Built: 1972
 AD: Dan Kenney
 SID: Kevin Rhodes

NORTH CAROLINA ST.

Raleigh, NC 27695-7001I

Coach: Kay Yow, East Caro. 1964

2005-06 RESULTS (19-12)

76 UNC Greensboro •.....	46
52 St. Joseph's.....	54
81 Iowa St. †.....	59
56 Rutgers †.....	66
76 Vanderbilt •.....	67
73 Elon •.....	43
83 Liberty •.....	69
76 Delaware St. •.....	58
62 Utah †.....	73
80 Arkansas St. †.....	59
67 Brigham Young.....	65
76 George Washington •.....	71
65 Virginia Tech •.....	44
64 Wake Forest.....	65
73 Virginia.....	63
53 North Carolina •.....	65
57 Duke.....	77
78 Dartmouth •.....	43
83 Miami (Fla.) •.....	77
66 Boston College •.....	75
58 North Carolina.....	75
61 Florida St.....	75
73 Wake Forest •.....	60
65 Georgia Tech •.....	53
78 Clemson.....	69
57 Maryland •.....	65
82 Boston College.....	71
67 Clemson †.....	53
64 Florida St. †.....	60
69 North Carolina †.....	90
61 Tulsa †.....	71

Nickname: Wolfpack
 Colors: Red & White
 Arena: Reynolds Coliseum
 Capacity: 12,400; Year Built: 1949
 AD: Lee G. Fowler
 SID: Annabelle Vaughan

N.C. WESLEYAN

Rocky Mount, NC 27804.....III

Coach: John Brackett,
 N.C. Wesleyan 1988

2005-06 RESULTS (2-23)

46 Richard Stockton †.....	79
----------------------------	----

49	New Jersey City †	59
76	Salem	35
61	Meredith •	68
39	Chowan	59
96	Salem •	18
59	Marymount (Va.)	78
54	Staten Island †	67
50	Peace	63
59	Shenandoah	67
38	Chris. Newport •	63
39	Greensboro	83
43	Methodist	72
43	Chowan •	65
68	Averett •	69
62	Ferrum	76
76	Peace •	83
56	Shenandoah •	59
44	Chris. Newport	64
60	Greensboro •	83
61	Methodist •	66
47	Meredith	64
45	Ferrum	84
57	Averett	69
51	Greensboro	85

Nickname: Battling Bishops
 Colors: Navy Blue & Vega Gold
 Arena: Everett Gymnasium
 Capacity: 1,200; Year Built: 1960
 AD: John M. Thompson
 SID: Rikki C. Rich

UNC WILMINGTON

Wilmington, NC 28403-3297I

Coach: Ann Hancock, Wingate 1992

2005-06 RESULTS (15-13)

60	South Carolina St. •	50
75	Coastal Caro.	51
54	Charlotte •	74
52	William & Mary •	45
49	Oklahoma St.	66
62	Jacksonville St. •	40
60	Ohio •	55
65	UNC Greensboro •	54
49	Kansas St. †	75
64	American †	60
55	Delaware •	41
62	Georgia St.	48
64	George Mason	51
37	Va. Commonwealth •	54
53	Hofstra	71
65	Northeastern •	51
35	James Madison	55
60	Drexel	70
56	Towson •	50
76	Hofstra •	91
51	Delaware	56
53	Drexel •	41
51	Old Dominion	78
47	Georgia St. •	54
61	William & Mary	63
71	Va. Commonwealth	67
61	George Mason •	48
54	Northeastern †	63

Nickname: Seahawks
 Colors: Teal, Navy & Gold
 Arena: Trask Coliseum
 Capacity: 6,100; Year Built: 1977
 AD: Mike Capaccio
 SID: Greg Stephenson

NORTH CENTRAL (ILL.)

Naperville, IL 60566-7063III

Coach: Emily Bauer, Rocky Mountain 1988

2005-06 RESULTS (11-14)

65	Loras •	53
67	Ohio Northern †	52
75	Wis.-Stevens Point •	83

45	Wheaton (Ill.)	77
70	Benedictine (Ill.)	75
57	Aurora	50
66	Washington-St. Louis •	88
83	Kalamazoo •	69
83	Buffalo St. †	42
45	Hope †	71
67	Calvin •	77
72	Chicago	80
67	Ill. Wesleyan	51
59	North Park •	49
56	Millikin	64
55	Carthage •	63
80	Augustana (Ill.) •	65
51	Elmhurst	68
52	Wheaton (Ill.) •	63
66	Ill. Wesleyan •	70
65	Millikin •	60
49	North Park	57
65	Carthage	60
65	Elmhurst	72
61	Augustana (Ill.)	57

Nickname: Cardinals
 Colors: Cardinal & White
 Arena: Gregory Arena
 Capacity: 3,000; Year Built: 1931
 AD: James L. Miller
 SID: Josh Hendricks

NORTH DAKOTA

Grand Forks, ND 58202II

Coach: Gene Roebuck,
 Mayville St. 1969

2005-06 RESULTS (34-1)

73	Merrimack †	55
84	Columbus St. †	51
78	Regis (Colo.) †	70
105	Valley City St. •	57
96	Southwest Minn. St. •	46
87	Minot St. •	61
81	Franklin Pierce •	59
96	Minn.-Crookston •	54
83	Northern St.	63
76	Concordia-St. Paul •	46
79	Minn. St. Moorhead	65
60	Minn.-Crookston	56
79	Bemidji St.	65
99	Mayville St. •	67
89	Colorado St.-Pueblo †	47
82	Metro St.	59
82	Saginaw Valley •	59
89	Neb.-Omaha •	64
72	Neb.-Omaha	47
73	South Dakota	64
83	Minn. St. Mankato	69
66	St. Cloud St.	58
91	Augustana (S.D.) •	61
74	St. Cloud St. •	63
109	Mary •	62
63	Augustana (S.D.)	56
81	Minn. Duluth	58
75	South Dakota •	58
99	Minn. St. Mankato •	70
83	Minn. Duluth •	67
83	Neb.-Omaha •	69
69	Augustana (S.D.) •	63
92	Colorado St.-Pueblo •	69
90	Northern St. •	58
69	St. Cloud St. •	75

Nickname: Fighting Sioux
 Colors: Kelly Green & White
 Arena: Betty Engelstad Sioux Center
 Capacity: 3,600; Year Built: 2004
 AD: Thomas Buning
 SID: Jayson Hajdu

NORTH DAKOTA ST.

Fargo, ND 58105-5600II

Coach: Amy Ruley, Purdue 1978

2005-06 RESULTS (9-17)

62	Northern Ill.	67
66	Toledo	69
64	Georgetown †	51
54	Ball St.	65
65	Middle Tenn. •	58
68	Creighton †	63
59	New Mexico	75
83	Minn. St. Moorhead •	68
62	Minn. Duluth •	70
68	Alabama •	56
73	UNC Asheville †	79
89	New Orleans †	65
45	Arkansas St.	67
69	Idaho St.	81
78	San Jose St.	84
90	Valley City St. •	40
79	IPFW •	68
70	Minnesota	79
55	Tex. A&M-Corp. Chris •	62
66	South Dakota St.	95
70	Wis.-Green Bay •	81
36	Tex. A&M-Corp. Chris	59
55	South Dakota St. •	77
57	Utah Valley St.	76
64	IPFW	77
87	Central St. (Ohio) •	55

Nickname: Bison
 Colors: Yellow and Green
 Arena: Bison Sports Arena
 Capacity: 6,000; Year Built: 1970
 AD: Lynn Dorn
 SID: Jeff Schwartz

NORTH FLA.

Jacksonville, FL 32224-2645II

Coach: Mary Tappmeyer,
 Cortland St. 1981

2005-06 RESULTS (11-17)

73	Winthrop	48
53	Bethune-Cookman	55
36	Rutgers †	66
48	Iowa St. †	74
43	Fla. Atlantic	57
29	South Ala.	62
47	Bethune-Cookman •	45
46	Indiana	68
49	South Fla.	87
64	Jacksonville •	51
59	East Tenn. St.	80
56	Kennesaw St. •	45
49	Campbell	60
58	Gardner-Webb	74
61	Stetson •	55
66	Mercer •	61
54	Lipscomb	52
48	Belmont	68
57	Gardner-Webb •	42
64	Campbell •	65
75	Kennesaw St.	73
52	East Tenn. St.	82
69	Fla. Atlantic •	76
51	Jacksonville	56
58	Belmont •	50
65	Lipscomb •	54
60	Stetson	66
41	Mercer	49

Nickname: Ospreys
 Colors: Navy Blue & Gray
 Arena: UNF Arena
 Capacity: 5,800; Year Built: 1993
 AD: Richard E. Gropper
 SID: Tom Strother

NORTH GREENVILLE

Tigerville, SC 29688II

Coach: Jayne Arledge, Western Caro. 1978

2005-06 RESULTS (19-13)

72	Tusculum •	77
60	Brevard •	55
45	Benedict	67
75	Piedmont •	60
75	Southern Wesleyan	67
60	Voorhees •	44
81	Queens (N.C.) •	62
55	Tusculum	78
66	Presbyterian	79
87	Lander	91
73	Emmanuel (Ga.) •	77
74	Allen •	32
75	Coker •	67
80	Allen	30
59	Erskine	71
70	Voorhees	64
65	Emmanuel (Ga.)	94
78	Converse •	61
79	Morris	66
59	Carson-Newman	83
71	Brevard	76
89	Morris •	48
81	King (Tenn.) •	72
80	Southern Wesleyan •	67
104	Converse	105
89	Montreat	79
77	Chowan •	70
74	Emmanuel (Ga.) †	67
102	Warren Wilson •	25
48	Hope Int'l †	80
57	Trinity Christian †	58
73	Okla. Wesleyan †	70

Nickname: Crusaders
 Colors: Red, Black, and White
 AD: Jan McDonald
 SID: Rhet Burns

NORTH PARK

Chicago, IL 60625-4895III

Coach: Jack Surridge,
 Concordia (Neb.) 67

2005-06 RESULTS (13-13)

54	King's (Pa.) †	49
63	Gettysburg †	58
56	Marymount (Va.)	64
54	Carleton •	60
47	Kenyon •	56
55	St. Mary's (Ind.) •	49
51	Concordia (Ill.) •	40
57	Chicago •	70
61	Aurora •	64
61	Wis.-Oshkosh †	56
55	Franklin	72
62	Augustana (Ill.)	58
65	Millikin •	55
49	North Central (Ill.)	59
60	Wheaton (Ill.) •	64
42	Elmhurst •	40
57	Ill. Wesleyan	71
46	Carthage •	44
66	Millikin	65
61	Augustana (Ill.) •	58
50	Wheaton (Ill.)	77
57	North Central (Ill.) •	49
55	Elmhurst	72
65	Carthage	56
49	Ill. Wesleyan •	63
46	Ill. Wesleyan †	49

Nickname: Vikings
 Colors: Blue & Gold
 Arena: North Park Gymnasium
 Capacity: 1,300; Year Built: 1958
 AD: Jack Surridge
 SID: Chris Nelson

NORTH TEXAS

Denton, TX 76207I

Coach: Tina Slinker,
Wayland Baptist 1978

2005-06 RESULTS (19-9)

71 Stephen F. Austin •.....65
84 Southern Ark. •.....64
46 Boston College †.....62
63 Cornell †.....52
68 La.-Monroe.....62
84 SMU •.....69
73 Tex.-Pan American •.....55
60 UTEP •.....58
49 Texas.....69
90 UC Irvine •.....59
84 Prairie View.....52
72 Northwestern St. •.....59
62 New Orleans.....33
70 La.-Lafayette.....47
54 Denver •.....56
65 Florida Int'l •.....68
60 Ark.-Little Rock.....43
47 Arkansas St.....75
71 Troy •.....46
66 South Ala. •.....57
59 La.-Lafayette.....67
71 New Orleans •.....48
69 Middle Tenn. •.....64
70 Western Ky.....84
69 Denver.....74
73 Troy.....66
60 South Ala.....39
62 Arkansas St. †.....78

Nickname: Mean Green
Colors: Green & White
Arena: The Super Pit
Capacity: 10,032; Year Built: 1973
AD: Rick Villarreal
SID: Steven Bartolotta

NORTHEASTERN

Boston, MA 02115I

Coach: Willette White, Idaho 1982

2005-06 RESULTS (8-21)

60 Holy Cross •.....76
46 Boston U.....73
71 Providence •.....51
65 Kansas.....70
72 Harvard •.....60
52 New Hampshire •.....47
59 Buffalo.....87
80 Canisius.....77
52 St. Francis (N.Y.).....67
76 Hofstra.....79
43 Drexel.....71
75 Towson •.....77
56 James Madison.....68
56 Delaware.....78
64 Georgia St.....61
51 UNC Wilmington.....65
87 Va. Commonwealth •.....80
58 Georgia St. •.....54
65 George Mason.....76
41 Old Dominion.....87
54 William & Mary •.....58
58 George Mason •.....67
51 Drexel.....81
57 Hofstra.....64
59 James Madison •.....74
51 Delaware.....73
54 Towson.....62
63 UNC Wilmington †.....54
45 Delaware †.....55

Nickname: Huskies
Colors: Red & Black
Arena: Solomon Court
Capacity: 2,500; Year Built: 1955
AD: David O'Brien
SID: Brad Kasnet

NORTHEASTERN ST.

Tahlequah, OK 74464-2399II

Coach: Randy Gipson, Kentucky 79

2005-06 RESULTS (18-11)

66 Southwest Baptist.....68
58 Mo. Western St. •.....50
56 Mo. Southern St. •.....47
53 John Brown.....36
70 Central Ark. •.....64
57 Tex. A&M-Kingsville •.....49
53 Texas Woman's •.....58
66 Angelo St.....54
57 Abilene Christian.....64
56 Northwest Mo. St. †.....50
65 Ashland †.....49
64 Eastern N.M. •.....54
68 West Tex. A&M •.....60
59 Midwestern St.....63
66 Tarleton St.....60
58 Central Okla. •.....52
88 Tex. A&M-Commerce.....92
55 Cameron.....50
60 Southwestern Okla. •.....65
56 East Central.....46
71 Southeastern Okla. •.....63
56 Central Okla.....62
67 Tex. A&M-Commerce •.....61
74 Cameron •.....64
51 Southwestern Okla.....67
39 East Central.....30
57 Southeastern Okla.....60
52 Angelo St.....64
64 West Tex. A&M †.....78

Nickname: Lady Reds
Colors: Green & White
Arena: Dobbins Fieldhouse
Capacity: 1,200; Year Built: 1954
AD: Eddie Griffin
SID: Scott Pettus

NORTHERN ARIZ.

Flagstaff, AZ 86011-5400II

Coach: Laurie Kelly,
St. Thomas (Minn.) 1991

2005-06 RESULTS (22-11)

61 New Mexico St.....46
49 UTEP.....68
66 Cal St. Fullerton •.....61
65 Manhattan •.....51
88 Southern Utah.....69
71 UC Riverside •.....62
41 Vanderbilt.....57
48 Brigham Young.....82
84 Colorado †.....83
55 South Fla. †.....60
79 P.R.-Mayaguez †.....44
66 Nevada •.....58
56 Nebraska.....70
55 Tex.-Pan American •.....52
72 Tex. A&M-Corp. Chris •.....47
73 Weber St. •.....46
74 Idaho St. •.....64
65 Montana.....60
55 Montana St.....57
68 Sacramento St. •.....54
73 Portland St. •.....67
74 Eastern Wash. •.....61
71 Idaho St.....84
65 Weber St.....53
84 Montana St.....56
55 Montana •.....57
59 Sacramento St.....61
57 Eastern Wash.....67
94 Portland St.....77
80 Portland St. †.....68
73 Montana †.....66
74 Weber St. †.....59
56 Baylor †.....74

Nickname: Lumberjacks

Colors: Blue & Gold & Sage
Arena: Walkup Skydome
Capacity: 7,000; Year Built: 1977
AD: James E. Fallis
SID: Karen Auerbach

NORTHERN COLO.

Greeley, CO 80639II

Coach: Ron Vlasin, Northern Colo. 1967

2005-06 RESULTS (13-15)

60 Air Force.....67
88 Cal St. Fullerton •.....64
65 Illinois •.....55
57 Marquette †.....54
59 Boise St. †.....73
68 Nevada.....52
48 Gonzaga †.....69
47 Wyoming.....71
57 UTEP •.....85
65 Louisville.....66
66 Colorado St.....81
86 UMKC •.....69
47 Denver •.....63
86 Mesa St. •.....58
65 Weber St. •.....51
89 Colo. Christian •.....57
72 Tex.-Pan American •.....52
71 Lamar.....72
72 UC-Colo. Spgs. •.....55
63 Tex. A&M-Corp. Chris.....62
57 Tex.-Pan American.....48
73 Utah Valley St. •.....75
65 Colorado.....92
48 Denver.....55
58 Tex. A&M-Corp. Chris •.....70
67 Utah Valley St.....64
58 Fairleigh Dickinson.....74
53 Maryland.....89

Nickname: Bears
Colors: Blue & Gold
Arena: Butler-Hancock Hall
Capacity: 4,500; Year Built: 1975
AD: Jay Hinrichs
SID: Colin McDonough

NORTHERN ILL.

De Kalb, IL 60115-2854I

Coach: Carol Owens, Northern Ill. 1990

2005-06 RESULTS (12-17)

67 North Dakota St. •.....62
67 Wis.-Green Bay •.....73
34 Western Ill.....50
50 Illinois St.....60
43 Illinois.....57
51 Ill.-Chicago •.....40
46 DePaul.....89
69 Wichita St.....76
71 Florida Int'l.....74
69 Coppin St. †.....56
73 IPFW •.....64
59 Eastern Mich.....73
59 Central Mich.....57
71 Toledo •.....60
65 Western Mich.....78
62 Ball St. •.....68
75 Akron.....67
62 Ohio •.....74
81 Buffalo •.....72
51 Miami (Ohio).....49
58 Bowling Green.....66
58 Kent St. •.....68
37 Eastern Mich. •.....63
68 Central Mich. •.....42
59 Toledo.....52
86 Western Mich. •.....89
53 Ball St.....65
73 Miami (Ohio) •.....65
61 Bowling Green †.....73

Nickname: Huskies
Colors: Cardinal & Black
Arena: Convocation Center
Capacity: 9,100; Year Built: 2002
AD: James Phillips
SID: Steve Nemeth

UNI

Cedar Falls, IA 50614I

Coach: Tony DiCecco, Upper Iowa 1971

2005-06 RESULTS (19-11)

48 Valparaiso.....62
74 Colorado.....65
71 Illinois †.....47
82 Murray St. •.....62
63 Ill.-Chicago.....53
62 IPFW.....52
54 Iowa St. †.....61
60 Chicago St. •.....53
54 Iowa •.....65
64 Creighton •.....67
69 Drake.....46
59 Southern Ill.....48
65 Evansville.....79
75 Illinois St. •.....69
62 Indiana St. •.....74
82 Bradley •.....68
63 Wichita St.....56
64 Missouri St.....47
53 Evansville •.....47
49 Southern Ill. •.....40
61 Illinois St.....53
41 Indiana St.....53
67 Bradley.....64
66 Missouri St. •.....47
70 Wichita St. •.....64
58 Drake.....60
56 Creighton.....61
70 Illinois St. †.....62
59 Missouri St.....62
49 Kansas.....59

Nickname: Panthers
Colors: Purple & Old Gold
Arena: West Gym
Capacity: 2,051; Year Built: 1925
AD: Rick Hartzell
SID: Kara Moran

NORTHERN KY.

Highland Heights, KY 41099II

Coach: Nancy Winstel,
Northern Ky. 1977

2005-06 RESULTS (27-5)

71 Wilberforce •.....40
81 Northwood •.....55
76 Wayne St. (Mich.).....48
70 Rockhurst •.....57
45 Drury •.....56
47 St. Joseph's (Ind.).....50
58 Indianapolis.....56
68 West Va. Wesleyan •.....48
52 Hillsdale •.....58
74 Loyola (Ill.) •.....55
63 Brescia •.....42
62 Ky. Wesleyan •.....47
62 Southern Ind. •.....43
66 Mo.-St. Louis.....57
62 Mo.-Rolla.....50
62 Lewis •.....51
68 Wis.-Parkside •.....62
57 Georgetown (Ky.) •.....51
66 Bellarmine •.....64
72 SIU Edwardsville.....55
73 Quincy.....70
81 Indianapolis •.....62
76 St. Joseph's (Ind.) •.....51
82 Bellarmine.....70
62 Ky. Wesleyan.....60

62 Wis.-Parkside.....	70
75 Lewis	65
72 Mo.-St. Louis †.....	62
47 Quincy †.....	49
86 Drury †.....	73
67 Michigan Tech †.....	66
70 Grand Valley St. †.....	91

Nickname: Norse
 Colors: Gold, Black & White
 Arena: Regents Hall
 Capacity: 1,685; Year Built: 1972
 AD: Jane Meier
 SID: Don Owen

NORTHERN MICH.

Marquette, MI 49855-5391II

Coach: Troy Mattson,
 Northern Mich. 1986

2005-06 RESULTS (6-19)

65 St. Cloud St. †.....	75
59 Minn. Duluth.....	82
65 Findlay.....	72
70 Saginaw Valley.....	46
65 Wis.-Milwaukee.....	77
75 St. Leo.....	52
60 Fla. Southern.....	55
56 Michigan Tech.....	58
53 Lake Superior St.....	65
55 Grand Valley St. •.....	81
70 Northland •.....	56
53 Ferris St.....	66
39 Grand Valley St.....	60
63 Wayne St. (Mich.) •.....	67
64 Hillsdale •.....	83
69 Northwood.....	73
77 Saginaw Valley •.....	76
50 Mercyhurst.....	56
47 Gannon.....	73
77 Lake Superior St. •.....	100
81 Ferris St. •.....	92
53 Northwood.....	67
62 Ashland.....	73
57 Michigan Tech •.....	67

Nickname: Wildcats
 Colors: Old Gold & Olive Green
 Arena: Berry Events Center
 Capacity: 5,000; Year Built: 1999
 AD: Kenneth Godfrey
 SID: David Faiella

NORTHERN ST.

Aberdeen, SD 57401II

Coach: Curt Fredrickson, Northern St. 74

2005-06 RESULTS (25-7)

75 Dakota Wesleyan •.....	53
82 Colo. Christian •.....	34
92 Colorado Mines •.....	62
80 South Dakota •.....	60
82 Grand View †.....	47
82 Iowa Wesleyan †.....	39
63 North Dakota •.....	83
52 Minn. Duluth.....	57
71 Augustana (S.D.) •.....	64
68 Jamestown •.....	54
70 Wayne St. (Neb.).....	61
68 Southwest Minn. St.....	68
74 Minn.-Crookston •.....	67
87 Bemidji St. •.....	59
67 Winona St.....	41
72 Concordia-St. Paul.....	68
79 Black Hills St.....	67
68 Minn. St. Moorhead •.....	55
79 Upper Iowa.....	50
52 Minn. St. Moorhead.....	61
90 Upper Iowa.....	67
67 Concordia-St. Paul •.....	59
61 Winona St. •.....	43
76 Bemidji St.....	79

65 Minn.-Crookston.....	53
83 Southwest Minn. St. •.....	66
72 Wayne St. (Neb.) •.....	69
92 Winona St. •.....	76
70 Concordia-St. Paul †.....	51
54 Wayne St. (Neb.) †.....	59
89 Regis (Colo.) †.....	79
58 North Dakota.....	90

Nickname: Wolves
 Colors: Maroon & Gold
 Arena: Wachs Arena
 Capacity: 8,057; Year Built: 1987
 AD: Robert A. Olson
 SID: Nick Kornder

NORTHLAND

Ashland, WI 54806III

Coach: Dan Roiger, Wisconsin 1987

2005-06 RESULTS (4-21)

65 St. Catherine •.....	70
57 Wis.-Superior •.....	49
43 Wis.-Stout.....	83
43 Minn. Duluth.....	97
43 Michigan Tech.....	69
67 Finlandia.....	81
50 Rockford.....	63
51 Wartburg †.....	42
51 Presentation.....	63
49 Minn.-Morris.....	57
56 Northern Mich.....	70
39 Martin Luther •.....	71
70 Bethany Lutheran •.....	80
75 Finlandia •.....	80
74 Crown (Minn.) •.....	62
45 Northwestern (Minn.) •.....	64
49 St. Scholastica.....	45
63 Bethany Lutheran.....	74
44 Martin Luther.....	54
45 Wis.-Superior.....	51
59 Minn.-Morris •.....	62
57 Presentation.....	65
45 Northwestern (Minn.).....	48
42 Crown (Minn.).....	48
43 St. Scholastica •.....	62

Nickname: Lumberjills
 Colors: Navy, Orange & White
 Arena: Kendrigan Gymnasium
 Capacity: 1,200; Year Built: 1964
 AD: Steve Wammer
 SID: Dan Roiger

NORTHWEST MO. ST.

Maryville, MO 64468-6001II

Coach: Gene Steinmeyer,
 Neb.-Kearney 73

2005-06 RESULTS (15-13)

72 William Penn.....	48
75 Winona St. •.....	69
79 Mt. Mercy.....	48
79 Abilene Christian.....	78
86 Concordia-St. Paul.....	88
73 UMKC.....	76
84 William Jewell •.....	69
74 Upper Iowa.....	49
50 Northeastern St. †.....	56
67 Valdosta St. †.....	63
71 Park.....	53
81 Central Mo. St.....	83
71 Washburn.....	84
72 Southwest Baptist •.....	67
84 Mo. Western St. •.....	69
71 Mo. Southern St.....	80
64 Emporia St. •.....	82
82 Pittsburg St. •.....	75
88 Truman.....	60
68 Central Mo. St. •.....	77
74 Truman •.....	55
73 Pittsburg St.....	90

68 Emporia St.....	94
70 Mo. Southern St. •.....	67
67 Mo. Western St.....	80
84 Southwest Baptist.....	79
61 Washburn •.....	82
66 Central Mo. St. †.....	68

Nickname: Bearcats
 Colors: Green & White
 Arena: Bearcat Arena
 Capacity: 2,500; Year Built: 1955
 AD: Bob Boerigter
 SID: Chad Waller

NORTHWEST NAZARENE

Nampa, ID 83686II

Coach: Kelli Lindley, Washington St.
 1996

2005-06 RESULTS (17-11)

90 Bethany (Cal.) •.....	57
58 Linfield •.....	64
79 Albertson •.....	58
54 Cal St. L.A.....	77
50 UC San Diego.....	75
71 Adams St. •.....	51
80 Adams St. •.....	55
60 Western Wash.....	81
80 Central Wash.....	77
58 Seattle •.....	50
86 St. Martin's •.....	57
62 Seattle Pacific.....	94
55 Western Ore.....	44
58 Humboldt St.....	79
66 Alas. Anchorage •.....	55
74 Alas. Fairbanks •.....	54
69 St. Martin's.....	67
65 Seattle.....	57
78 Grand Canyon •.....	38
71 Grand Canyon.....	65
49 Seattle Pacific •.....	54
47 Humboldt St. •.....	69
82 Western Ore. •.....	34
73 Alas. Fairbanks.....	58
39 Alas. Anchorage.....	68
77 Central Wash. •.....	58
48 Western Wash. •.....	76
54 Western Wash.....	66

Nickname: Crusaders
 Colors: Red and Black
 Arena: Johnson Sports Center
 Capacity: 3,500; Year Built: 2004
 AD: Rich Sanders
 SID: Craig Stensgaard

NORTHWESTERN

Evanston, IL 60208I

Coach: Beth Combs, Illinois 1992

2005-06 RESULTS (6-22)

93 Creighton •.....	77
64 Missouri.....	87
81 Ill.-Chicago.....	78
51 Valparaiso.....	57
79 Miami (Ohio) •.....	73
53 St. John's (N.Y.) •.....	95
50 Nebraska •.....	80
72 Western Mich.....	90
77 St. Mary's (Cal.) •.....	60
58 DePaul •.....	78
54 Minnesota •.....	69
45 Wisconsin.....	74
54 Ohio St. •.....	82
55 Illinois.....	64
56 Indiana •.....	69
48 Iowa •.....	80
73 Wis.-Milwaukee •.....	81
48 Penn St. •.....	91
77 Michigan.....	57
63 Purdue.....	71
59 Michigan St. •.....	79

58 Wisconsin •.....	56
61 Iowa.....	76
46 Indiana.....	60
59 Illinois •.....	60
64 Penn St.....	72
33 Minnesota.....	71
49 Illinois †.....	60

Nickname: Wildcats
 Colors: Purple & White
 Arena: Welsh-Ryan Arena
 Capacity: 8,117; Year Built: 1952
 AD: Mark Murphy
 SID: Julie Dunn

NORTHWESTERN (MINN.)

St. Paul, MN 55113III

Coach: Beth Combs, Illinois 1992

2005-06 RESULTS (16-12)

84 North Central (Minn. •.....	39
48 Grand View.....	47
56 Wis.-Stout •.....	74
53 Mayville St. •.....	57
65 Augsburg.....	50
46 Viterbo •.....	50
48 Davenport †.....	58
78 Ind.-Northwest †.....	66
83 Crossroads •.....	22
66 Wis.-Superior.....	71
32 Wis.-River Falls.....	62
52 Martin Luther.....	45
60 Bethany Lutheran.....	47
52 Presentation.....	49
46 Minn.-Morris •.....	48
51 St. Scholastica.....	61
64 Northland.....	45
64 Crown (Minn.) •.....	53
70 Minn.-Morris.....	64
50 Presentation.....	56
68 Bethany Lutheran •.....	53
35 Martin Luther •.....	44
48 Northland.....	45
52 St. Scholastica •.....	40
60 Crown (Minn.).....	45
66 Minn.-Morris †.....	42
65 Martin Luther †.....	67
43 Trinity Christian.....	64

Nickname: Eagles
 Colors: Purple, Gold, White
 AD: Matt Hill
 SID: Cory Borchardt

NORTHWESTERN ST.

Natchitoches, LA 71497-0003I

Coach: Jennifer Graf,
 Northwestern St. 2002

2005-06 RESULTS (11-16)

56 Southern U.....	67
84 Tex. A&M-Commerce •.....	74
72 Alcorn St. †.....	64
85 Southern Miss.....	75
78 Centenary (La.).....	56
68 Gonzaga †.....	92
59 Nevada.....	79
72 Southern Ark.....	70
91 LSU-Shreveport •.....	57
72 Eastern Wash. •.....	61
59 North Texas.....	72
49 Texas-Arlington •.....	71
58 La.-Monroe •.....	54
67 Southeastern La.....	53
78 Sam Houston St. •.....	60
65 UTSA.....	73
71 Texas St.....	76
69 Sam Houston St.....	75
69 Stephen F. Austin •.....	85
43 Texas-Arlington.....	83
51 La.-Monroe.....	64
83 Nicholls St. •.....	66

45 Southeastern La. •46
 62 Lamar66
 51 McNeese St.72
 79 Texas St. •88
 58 UTSA •69

Nickname: Lady Demons
 Colors: Purple, White & Orange
 Arena: Prather Coliseum
 Capacity: 3,900; Year Built: 1964
 AD: Gregory S. Burke
 SID: Matt Bonnette

NORTHWOOD

Midland, MI 48640-2398II

Coach: Jeff Curtis, Alma 1997

2005-06 RESULTS (10-16)

83 Marygrove •46
 55 Southern Ind.66
 55 Northern Ky.81
 85 Ferris St.102
 54 Grand Valley St.75
 107 Rochester College •41
 59 Michigan Tech •63
 64 Lake Superior St. •89
 71 Lynn81
 57 Wis.-Parkside •53
 67 Olivet •57
 53 Wayne St. (Mich.)80
 56 Mercyhurst55
 52 Gannon78
 59 Ashland •74
 69 Findlay •81
 73 Northern Mich.69
 47 Michigan Tech71
 75 Ferris St. •81
 60 Grand Valley St. •74
 62 Saginaw Valley68
 93 Grace Bible (Mich.) •60
 67 Northern Mich. •53
 69 Hillsdale •64
 72 Lake Superior St.86
 69 Saginaw Valley •64

Nickname: Timberwolves
 Colors: Columbia Blue & White
 Arena: E.W. Bennett Sports Cntr.
 Capacity: 1,260; Year Built: 1979
 AD: Pat Riepma/Rick Smoliak
 SID: Travis McCurdy

NORWICH

Northfield, VT 05663III

Coach: Steve Lanpher, St. Joseph (Vt.)

2005-06 RESULTS (25-5)

54 Plattsburgh St. •45
 56 Westfield St. †60
 48 Amherst44
 43 Middlebury •45
 73 Green Mountain •44
 78 Thomas •62
 60 Johnson St.40
 89 Lyndon St. •37
 88 Me.-Machias •33
 61 Concordia (Ill.) †57
 46 Palm Beach Atl.55
 59 Fla. Memorial43
 55 Castleton St.47
 57 Suffolk37
 68 Simmons •55
 68 Daniel Webster37
 47 Emmanuel (Mass.)51
 53 Western New Eng. •50
 38 Johnson & Wales (R.I.) •26
 72 Southern Vt.31
 50 St. Joseph (Conn.)44
 64 Emerson •35
 74 Rivier •31
 64 Pine Manor47
 59 Albertus Magnus •58

55 Simmons •46
 64 Western New Eng. †48
 44 Emmanuel (Mass.)35
 76 Me.-Farmington †63
 42 Southern Me.72

Nickname: Cadets
 Colors: Maroon & Gold
 Arena: Andrews Hall
 Capacity: 1,500; Year Built: 1980
 AD: Anthony A. Mariano
 SID: Todd Bamford

NOTRE DAME

Notre Dame, IN 46556I

Coach: Muffet McGraw,
 St. Joseph's 1977

2005-06 RESULTS (18-12)

55 Michigan •45
 71 Western Mich.68
 74 Indiana61
 73 Southern California •62
 74 Iona •55
 77 Wisconsin72
 54 Purdue65
 77 Arkansas St. †54
 68 Utah †55
 58 Valparaiso •50
 51 Tennessee62
 63 St. John's (N.Y.)66
 61 Seton Hall •74
 67 Marquette •65
 51 Louisville61
 78 DePaul •75
 54 Georgetown52
 43 Rutgers69
 64 South Fla. •68
 67 Syracuse55
 66 Providence •48
 65 Villanova •69
 50 DePaul79
 64 Connecticut •79
 70 West Virginia58
 75 Cincinnati66
 72 Pittsburgh65
 73 South Fla. †66
 60 Connecticut71
 61 Boston College †78

Nickname: Fighting Irish
 Colors: Blue & Gold
 Arena: Joyce Center
 Capacity: 11,418; Year Built: 1968
 AD: Kevin White
 SID: Chris Masters

NOTRE DAME (MD.)

Baltimore, MD 21210-2476III

Coach: Scot Reisinger, Luther 96

2005-06 RESULTS (13-12)

66 Bryn Mawr •55
 67 Simmons •57
 54 Eastern42
 81 Neumann •63
 46 Shenandoah58
 76 Goucher78
 61 Cazenovia48
 43 Russell Sage65
 51 Hood67
 85 Chestnut Hill •70
 82 Wilson69
 42 Chestnut Hill73
 44 Mary Baldwin64
 80 Trinity (D.C.)67
 52 Chatham •63
 71 Phila. Bible62
 62 Trinity (D.C.) •59
 57 Mary Baldwin •60
 50 Hood •43
 68 Wilson •55

50 Chatham58
 62 Lincoln (Pa.) •52
 46 Villa Julie58
 69 Woodley89
 54 Hood †67

Nickname: Gators
 Colors: Royal Blue & White
 Arena: MBK Athletic Complex
 Capacity: 1,000; Year Built: 1990
 AD: Scot Reisinger
 SID: Ryan Eigenbrode

NOVA SOUTHEASTERN

Fort Lauderdale, FL 33314II

Coach: Marilyn Rule, Fla. Atlantic 1993

2005-06 RESULTS (16-13)

42 Valdosta St.57
 54 Lincoln Memorial †53
 71 Palm Beach Atl. •66
 56 Lees-McRae •53
 53 Shaw †72
 60 Midwestern St. †73
 73 Florida Tech65
 60 Tiffin •54
 75 Ky. Wesleyan •58
 68 Ferris St. †83
 61 Florida Tech68
 58 Barry •35
 63 Eckerd •52
 72 St. Leo70
 47 Tampa •55
 66 Fla. Southern58
 23 Rollins47
 61 Lynn •56
 52 Florida Tech •58
 72 Fla. Southern •48
 60 Eckerd50
 68 St. Leo •61
 46 Tampa58
 58 Barry65
 47 Rollins •52
 74 St. Leo †68
 47 Rollins †62

Nickname: Sharks
 Colors: Navy Blue & Gray
 AD: Michael Mominney
 SID: Robert Prior

NYACK

Nyack, NY 10960-3698II

Coach: Josh Thompson, Nyack 2000

2005-06 RESULTS (5-22)

49 Roberts Wesleyan †67
 52 Ky. Christian †61
 59 Caldwell67
 56 Dominican (N.Y.) •66
 61 Post •86
 35 NJIT66
 63 Baptist Bible (Pa.) •60
 54 Holy Family •79
 56 Bloomfield59
 64 Felician69
 61 Wilmington (Del.)68
 76 Philadelphia U. •78
 82 Georgian Court •68
 44 Goldey-Beacom •64
 54 Phila. Sciences73
 49 Goldey-Beacom56
 54 Post67
 49 NJIT •64
 53 Dominican (N.Y.)74
 45 Wilmington (Del.) •43
 54 Phila. Sciences •74
 58 Holy Family77
 57 Caldwell52
 49 Philadelphia U.72

59 Felician •45
 53 Georgian Court57
 55 Bloomfield •74

Nickname: The Lady Warriors
 Colors: Crimson, Grey, Navy Blue
 Arena: Bowman Center
 Capacity: 1,300; Year Built: 1974
 AD: Keith Davis
 SID: Josh Thompson

OAKLAND

Rochester, MI 48309-4401I

Coach: Beckie Francis, Colgate 1987

2005-06 RESULTS (15-16)

71 Wis.-Milwaukee73
 58 Marquette72
 65 Duquesne †54
 65 Miami (Fla.)78
 72 Wis.-Green Bay •74
 61 Youngstown St.54
 73 Illinois St. •71
 47 Toledo74
 82 Buffalo80
 59 Bowling Green •72
 74 IUPUI •78
 55 Valparaiso •69
 48 Eastern Mich. •73
 72 Chicago St. •43
 82 Southern Utah •63
 65 Western Ill.74
 61 UMKC75
 78 Centenary (La.) •63
 68 Valparaiso67
 66 Western Ill. •57
 64 IUPUI70
 87 UMKC •65
 72 Oral Roberts70
 78 Centenary (La.)53
 54 Oral Roberts •55
 59 Chicago St.70
 58 Southern Utah73
 50 Oral Roberts37
 66 IUPUI †54
 65 Western Ill. †56
 45 Ohio St. †68

Nickname: Golden Grizzlies
 Colors: Black and Gold
 Arena: O'Rena
 Capacity: 4,000; Year Built: 1998
 AD:
 SID: Rebecca Vick

OAKLAND CITY

Oakland City, IN 47660-1099 ..II

Coach: Clint Weddle,
 Oakland City 2004

2005-06 RESULTS (18-12)

59 Ky. Wesleyan •71
 47 Indianapolis70
 66 Southwest Baptist •71
 51 SIU Edwardsville72
 64 Lincoln (Mo.)49
 74 Mo.-St. Louis •82
 79 Ohio Valley72
 82 Lindsay Wilson73
 47 SIU Edwardsville •49
 70 Southern Ind.100
 69 Bellarmine •62
 69 Midway56
 85 Brescia •64
 76 Robert Morris-S'fiel •65
 62 Southwest Baptist77
 79 Stephens •29
 71 Mo.-St. Louis74
 85 St. Mary-Woods51
 71 Bethel (Ind.) •77
 70 Ala.-Huntsville •59
 51 Ky. Wesleyan73

69	Brescia.....	58
88	Lincoln (Mo.) •.....	42
110	Ind.-Northwest •.....	45
59	Ind.-Southeast •.....	55
98	St. Mary-Woods •.....	58
79	Robert Morris-S'fiel.....	63
72	Trinity Christian •.....	56
69	Hope Int'l •.....	62
49	Bethel (Ind.) •.....	64

Nickname: Mighty Oaks
 Colors: Navy & White
 Arena: Johnson Center
 Capacity: 1,600; Year Built: 1987
 AD: Mike Sandifar
 SID: Ashley Engler

OBERLIN

Oberlin, OH 44074III

Coach: Christa Champion, Brown 86

2005-06 RESULTS (4-21)

49	Babson.....	71
45	Whittier †.....	53
62	Bluffton.....	66
62	Marygrove •.....	67
37	Wittenberg.....	83
68	Ursuline •.....	66
54	La Roche •.....	58
61	Manchester •.....	71
28	Allegheny.....	66
58	Ohio Wesleyan •.....	65
63	Wooster.....	48
65	Hiram.....	72
42	Kenyon.....	63
73	Chatham •.....	53
55	Allegheny.....	93
55	Earlham •.....	87
52	Ohio Wesleyan.....	80
59	Wittenberg •.....	80
60	Wooster •.....	66
60	Denison.....	81
40	Kenyon •.....	98
72	Hiram •.....	63
75	Ursuline.....	85
77	Denison •.....	94
66	Earlham.....	88

Nickname: Yeowomen
 Colors: Crimson & Gold
 Arena: Philips Gymnasium
 Capacity: 1,800; Year Built: 1971
 AD: Joe Karlgaard
 SID: Zachary Pretzer

OCCIDENTAL

Los Angeles, CA 90041III

Coach: Jaime Hoffman, Catholic 1995

2005-06 RESULTS (13-12)

39	Linfield †.....	67
64	Puget Sound.....	90
51	Cal St. San B'dino.....	91
86	La Sierra •.....	62
69	Rockford.....	79
59	Willamette •.....	68
75	Neb. Wesleyan •.....	70
47	Wis.-La Crosse •.....	82
60	Oglethorpe •.....	81
85	Eastern Nazarene •.....	60
55	La Verne †.....	60
51	Cal Lutheran •.....	66
78	Whittier.....	62
58	Redlands.....	44
83	La Sierra.....	67
34	Claremont-M-S •.....	49
58	Pomona-Pitzer •.....	41
91	Caltech.....	52
50	La Verne •.....	42
68	Cal Lutheran.....	81
78	Whittier •.....	68
67	Redlands •.....	65

56	Claremont-M-S.....	68
56	Pomona-Pitzer.....	54
79	Caltech.....	36

Nickname: Tigers
 Colors: Orange & Black
 Arena: Rush Gym
 Capacity: 1,800; Year Built: 1967
 AD: Dixon Farmer
 SID: Andrew Holmes

OGLETHORPE

Atlanta, GA 30319-2797III

Coach: Ron Sattelle, Villanova

2005-06 RESULTS (21-7)

68	Bridgewater (Va.) •.....	57
76	Emory •.....	74
89	Maryville (Tenn.) •.....	78
39	Davidson.....	95
81	Huntingdon •.....	54
84	LaGrange •.....	57
107	Ferrum •.....	79
82	Agnes Scott.....	66
70	Chapman †.....	59
81	Occidental.....	60
66	Millsaps •.....	56
84	Rhodes •.....	78
79	Hendrix •.....	61
92	Trinity (Tex.).....	103
80	Southwestern (Tex.).....	74
90	Rose-Hulman •.....	58
60	DePauw •.....	88
102	Spelman •.....	64
97	Millsaps.....	51
91	Sewanee.....	66
75	Centre.....	56
82	Trinity (Tex.) •.....	77
79	Southwestern (Tex.) •.....	83
96	Rhodes.....	103
91	Hendrix.....	88
84	Rose-Hulman †.....	64
65	Trinity (Tex.) †.....	73
61	Maryville (Tenn.).....	93

Nickname: Stormy Petrels
 Colors: Black & Gold
 Arena: Dorough Fieldhouse
 Capacity: 2,000; Year Built: 1962
 AD: Jay Gardiner
 SID: Steve Green

OHIO

Athens, OH 45701I

Coach: Lynn Bria,
 Charleston (W.V.) 1990

2005-06 RESULTS (9-20)

68	South Carolina St. †.....	80
74	Tennessee St. †.....	69
59	Youngstown St. •.....	69
68	East Caro. †.....	71
52	UNC Greensboro.....	69
59	Western Ill. •.....	69
65	Chicago St. •.....	57
49	South Carolina.....	77
55	UNC Wilmington.....	60
76	Cleveland St.....	64
79	Duquesne •.....	82
73	Kent St. •.....	83
56	Miami (Ohio) •.....	43
72	Buffalo.....	62
63	Bowling Green.....	77
63	Akron •.....	55
77	Western Mich.....	88
74	Northern Ill.....	62
63	Ball St. •.....	80
48	Central Mich.....	64
56	Eastern Mich. •.....	62
49	Toledo •.....	81
66	Kent St.....	73
56	Miami (Ohio).....	60

77	Buffalo •.....	84
61	Bowling Green •.....	65
66	Akron.....	56
74	Central Mich. •.....	57
66	Eastern Mich. †.....	76

Nickname: Bobcats
 Colors: Hunter Green & White
 Arena: Convocation Center
 Capacity: 13,168; Year Built: 1968
 AD: Kirby Hocutt
 SID: T.J. Lasita

OHIO NORTHERN

Ada, OH 45810III

Coach: Michele Durand, Bluffton 1988

2005-06 RESULTS (12-14)

75	St. Benedict †.....	74
52	North Central (Ill.) †.....	67
79	Adrian •.....	67
49	Mount Union.....	64
62	Defiance.....	51
71	Marietta •.....	39
56	Baldwin-Wallace.....	72
99	Berea †.....	98
92	Marygrove †.....	73
46	John Carroll •.....	58
60	Denison.....	73
71	Wilmington (Ohio).....	73
38	Capital.....	63
58	Otterbein •.....	59
57	Heidelberg.....	48
67	Muskingum.....	63
55	Capital •.....	60
81	Otterbein.....	79
70	Heidelberg •.....	45
78	Muskingum.....	56
55	Mount Union •.....	44
57	Wilmington (Ohio) •.....	70
54	Marietta.....	67
40	Baldwin-Wallace •.....	66
62	John Carroll.....	65
47	Capital.....	59

Nickname: Polar Bears
 Colors: Burnt Orange & Black
 Arena: ONU Sports Center
 Capacity: 3,200; Year Built: 1975
 AD: Thomas E. Simmons
 SID: Scott Wortman

OHIO ST.

Columbus, OH 43210.....I

Coach: Jim Foster, Temple 1980

2005-06 RESULTS (29-3)

85	Eastern Ky. •.....	38
94	Nicholls St. •.....	35
75	Western Ill. •.....	36
73	Dayton •.....	31
66	Boston College.....	61
68	Southern California.....	57
48	LSU •.....	64
84	Sacred Heart •.....	40
90	Canisius •.....	58
74	Penn St. •.....	53
59	Purdue.....	61
82	Northwestern.....	54
75	Oklahoma •.....	71
72	Iowa.....	62
62	Michigan •.....	34
60	Indiana •.....	50
67	Michigan St.....	65
73	Wisconsin •.....	46
75	Illinois •.....	49
61	Indiana.....	45
79	Wright St. •.....	48
74	Michigan.....	55
88	Iowa •.....	77
76	Minnesota.....	55
69	Michigan St. •.....	38

67	Purdue •.....	58
61	Penn St.....	59
64	Penn St. †.....	46
68	Michigan St. †.....	64
63	Purdue †.....	60
68	Oakland †.....	45
69	Boston College †.....	79

Nickname: Buckeyes
 Colors: Scarlet & Gray
 Arena: Value City Arena
 Capacity: 19,200; Year Built: 1998
 AD: Eugene Smith
 SID: Pat Kindig

OHIO VALLEY

Vienna, WV 26105II

Coach: Jason Dougherty,
 Ohio Valley 1997

2005-06 RESULTS (12-16)

85	Ohio Dominican †.....	88
96	Bluffton †.....	73
81	Belmont Abbey †.....	76
60	Barton †.....	85
93	Converse.....	73
84	Queens (N.C.) †.....	70
55	Indiana (Pa.).....	97
72	Oakland City •.....	79
76	Converse •.....	81
52	Glenville St. •.....	91
81	West Va. Wesleyan •.....	72
101	Alderson-Broaddus.....	89
87	Davis & Elkins.....	81
80	Bluefield St. •.....	72
73	Fairmont St.....	86
72	West Liberty St. •.....	100
106	Salem Int'l.....	77
61	Wheeling Jesuit •.....	87
59	Shepherd.....	90
77	West Virginia St. •.....	75
72	West Va. Tech.....	70
73	Charleston (W.V.).....	96
67	Concord •.....	89
68	Fairmont St. •.....	76
71	West Liberty St.....	72
89	Salem Int'l •.....	60
57	Wheeling Jesuit.....	83
83	West Virginia St.....	98

Nickname: Fighting Scots
 Colors: Royal Blue & White (w/ Red Accent)
 Arena: Snyder Activity Center
 Capacity: 900; Year Built: 1994
 AD: Ron Pavan
 SID: Mike Oblisk

OHIO WESLEYAN

Delaware, OH 43015III

Coach: Nan Carney-DeBord,
 Denison 1980

2005-06 RESULTS (14-12)

82	Hiram.....	69
51	Whitman †.....	73
42	St. Norbert †.....	64
48	Case Reserve.....	64
67	Notre Dame (Ohio) †.....	76
80	Chatham †.....	58
63	Anderson (Ind.).....	61
47	Allegheny •.....	62
65	Mount Union •.....	55
51	John Carroll.....	61
65	Westminster (Pa.) •.....	50
65	Oberlin.....	58
61	Denison.....	64
88	Kenyon •.....	75
79	Earlham •.....	59
72	Hiram •.....	43
54	Wittenberg.....	57
80	Oberlin •.....	52

63 Allegheny.....	65
90 Earlham.....	78
60 Wooster.....	45
50 Kenyon.....	53
58 Wittenberg.....	77
84 Wooster.....	55
83 Denison.....	75
58 Kenyon.....	66

Nickname: Battling Bishops
 Colors: Red & Black
 Arena: Branch Rickey Arena
 Capacity: 2,300; Year Built: 1976
 AD: Cynthia Holliday
 SID: Mark Beckenbach

OKLAHOMA

Norman, OK 73019.....I

Coach: Sherri Coale,
 Okla. Christian 1987

2005-06 RESULTS (31-5)

89 Wis.-Milwaukee.....	57
80 SMU.....	43
74 New Mexico.....	63
62 Connecticut.....	82
85 Iowa.....	68
53 San Francisco.....	51
77 TCU.....	63
107 Oral Roberts.....	76
83 UCLA.....	78
68 Missouri St.....	57
75 Illinois.....	86
60 Michigan St.....	80
83 New Mexico.....	70
87 Iowa St.....	67
84 Colorado.....	61
71 Ohio St.....	75
85 Oklahoma St.....	51
63 Texas Tech.....	57
73 Baylor.....	70
75 Texas.....	57
81 Texas A&M.....	72
70 Oklahoma St.....	54
88 Missouri.....	73
86 Kansas.....	57
81 Baylor.....	77
61 Texas.....	54
73 Texas A&M.....	54
78 Kansas St.....	64
73 Nebraska.....	45
60 Texas Tech.....	59
78 Iowa St.....	74
75 Missouri.....	54
72 Baylor.....	61
78 Pepperdine.....	66
86 Brigham Young.....	70
74 Stanford.....	88

Nickname: Sooners
 Colors: Crimson & Cream
 Arena: Lloyd Noble Center
 Capacity: 12,000; Year Built: 1975
 AD: Joseph R. Castiglione
 SID: Chris Freet

OKLA. PANHANDLE

Goodwell, OK 73939.....II

Coach: Jerry Olson, Montana St. 1990

2005-06 RESULTS (15-13)

65 Chadron St.....	54
71 Western St.....	66
58 Newman.....	70
67 Mont. St.-Billings.....	56
53 Washburn.....	94
69 Western St.....	45
74 St. Gregory's.....	49
51 N.M. Highlands.....	54
75 Newman.....	69
55 Mo. Southern St.....	82
65 N.M. Highlands.....	67

51 East Central.....	57
52 Mont. St.-Billings.....	86
68 Mont. St.-Billings.....	89
60 St. Edward's.....	70
64 Lincoln (Mo.).....	45
91 Western N.M.....	65
85 Western N.M.....	75
61 Incarnate Word.....	49
74 St. Mary's (Tex.).....	66
86 Western N.M.....	80
79 Western N.M.....	74
53 Incarnate Word.....	55
62 St. Mary's (Tex.).....	77
62 St. Edward's.....	64
67 Lincoln (Mo.).....	52
80 Mont. St.-Billings.....	71
64 St. Mary's (Tex.).....	69

Nickname: Lady Aggies
 Colors: Crimson, and Royal Blue
 Arena: Oscar Williams
 Capacity: 2,200; Year Built: 1909
 AD: Jerry Olson
 SID: Scott Puryear

OKLAHOMA ST.

Stillwater, OK 74078-5070.....I

Coach: Kurt Budke, Washburn 1984

2005-06 RESULTS (6-22)

69 Texas St.....	77
69 Idaho.....	68
52 New Mexico.....	56
54 Ark.-Little Rock.....	64
68 Tulsa.....	75
67 Tex. A&M-Commerce.....	43
66 UNC Wilmington.....	49
77 Ark.-Pine Bluff.....	53
91 Memphis.....	42
57 Wichita St.....	63
103 Prairie View.....	48
52 Texas A&M.....	74
62 Iowa St.....	71
26 Baylor.....	57
51 Oklahoma.....	85
57 Kansas St.....	67
46 Kansas.....	66
51 Texas Tech.....	61
46 Texas.....	60
54 Oklahoma.....	70
54 Baylor.....	81
35 Texas Tech.....	48
65 Missouri.....	69
56 Texas.....	61
56 Nebraska.....	81
62 Colorado.....	73
47 Texas A&M.....	65
42 Texas Tech.....	61

Nickname: Cowgirls
 Colors: Orange & Black
 Arena: Gallagher-Iba Arena
 Capacity: 13,611; Year Built: 1938
 AD: Mike Holder
 SID: Ryan Cameron

OLD DOMINION

Norfolk, VA 23529-0197.....I

Coach: Wendy Larry,
 Old Dominion 1977

2005-06 RESULTS (22-9)

56 Duke.....	93
69 Virginia Tech.....	76
93 Penn St.....	61
77 Vanderbilt.....	82
41 Rutgers.....	77
79 Charlotte.....	69
76 Florida Int'l.....	80
80 North Carolina.....	88
67 Tennessee.....	83
82 Va. Commonwealth.....	62

77 William & Mary.....	68
71 Hofstra.....	57
63 Drexel.....	53
71 George Mason.....	55
72 James Madison.....	63
70 Hofstra.....	65
69 Towson.....	56
76 Drexel.....	49
87 Northeastern.....	41
81 George Mason.....	33
89 Georgia St.....	50
78 UNC Wilmington.....	51
60 Delaware.....	57
94 Va. Commonwealth.....	66
85 William & Mary.....	33
68 James Madison.....	75
82 Georgia St.....	56
66 George Mason.....	50
94 Hofstra.....	73
58 James Madison.....	54
72 George Washington.....	87

Nickname: Lady Monarchs
 Colors: Slate Blue, Sky Blue, & Silver
 Arena: Constant Convocation Center
 Capacity: 8,600; Year Built: 2002
 AD: Jim Jarrett
 SID: Kimberly Zivkovich

OLD WESTBURY

Old Westbury, NY
 11568-0210.....III

Coach: Michael Krasnoff,
 Anna Maria 1983

2005-06 RESULTS (15-9)

90 Yeshiva.....	37
69 Brooklyn.....	67
44 Ramapo.....	69
49 John Jay.....	54
85 New Rochelle.....	29
81 St. Joseph's (Brkln).....	68
54 Merchant Marine.....	67
67 Briarcliffe.....	56
65 Manhattanville.....	49
55 Lehman.....	52
27 Union (N.Y.).....	55
45 Mt. St. Mary (N.Y.).....	53
78 Merchant Marine.....	76
54 Mt. St. Vincent.....	47
64 Farmingdale.....	71
66 St. Joseph's (L.I.).....	56
45 Stevens Institute.....	51
49 Farmingdale.....	60
59 Centenary (N.J.).....	49
77 St. Joseph's (L.I.).....	51
69 CCNY.....	42
64 Polytechnic (N.Y.).....	29
55 Merchant Marine.....	39
51 Mt. St. Mary (N.Y.).....	69

Nickname: Panthers
 Colors: Forest Green & White
 Arena: Clark Athletic Center
 Capacity: 2,500; Year Built: 1981
 AD: John Lonardo
 SID: Elizabeth Papetti Reilly

OLIVET

Olivet, MI 49076.....III

Coach: Deanna Richard, Oakland 1996

2005-06 RESULTS (13-14)

93 Keystone.....	43
60 Kean.....	81
65 Alverno.....	45
62 Aquinas.....	77
68 Tri-State.....	66
84 Andrews.....	30
78 Spring Arbor.....	73
72 Kalamazoo.....	63
72 Franklin.....	88

65 Wis.-Oshkosh.....	82
64 Albion.....	53
57 Northwood.....	67
92 St. Mary's (Ind.).....	55
74 Adrian.....	50
60 Hope.....	82
79 Alma.....	57
56 Calvin.....	76
72 Tri-State.....	53
79 Albion.....	75
66 St. Mary's (Ind.).....	74
65 Adrian.....	67
56 Hope.....	70
56 Alma.....	60
60 Calvin.....	81
75 Kalamazoo.....	79
65 Albion.....	58
51 Hope.....	78

Nickname: Comets
 Colors: Red & White
 Arena: Upton Center
 Capacity: 1,500; Year Built: 1981
 AD: Thomas Shaw
 SID: Geoff Henson

ONEONTA ST.

Oneonta, NY 13820-4015.....III

Coach: Dan McGraw, St. Joseph (Mt.)

2005-06 RESULTS (21-8)

60 Middlebury.....	61
61 Skidmore.....	41
71 Utica.....	62
63 New Paltz St.....	60
79 Buffalo St.....	56
59 Fredonia St.....	63
79 Hartwick.....	75
61 Mt. St. Mary (N.Y.).....	48
47 King (Tenn.).....	54
71 Union (Ky.).....	48
81 Manhattanville.....	39
44 Cortland St.....	51
76 Utica/Rome.....	49
58 Plattsburgh St.....	39
74 Geneseo St.....	44
64 New Paltz St.....	52
69 Potsdam St.....	58
75 Brockport St.....	67
70 Ithaca.....	72
48 Fredonia St.....	54
60 Buffalo St.....	55
76 Geneseo St.....	64
70 Oswego St.....	83
64 Plattsburgh St.....	34
64 Potsdam St.....	47
56 Brockport St.....	68
55 Keuka.....	47
67 Fredonia St.....	44
79 Elmira.....	73

Nickname: Red Dragons
 Colors: Red & White
 Arena: Dewar Arena
 Capacity: 3,500; Year Built: 1999
 AD: Steve Garner
 SID: Geoff Hassard

ORAL ROBERTS

Tulsa, OK 74171.....I

Coach: Jerry Finkbeiner,
 Southern Nazarene 1980

2005-06 RESULTS (16-12)

52 New Mexico.....	69
96 Jackson St.....	70
72 Southwestern Okla.....	61
111 Lamar.....	84
76 Oklahoma.....	107
81 Wichita St.....	49
73 Tulsa.....	88
58 Texas Tech.....	99

94 Mt. St. Mary's †	78
85 Missouri St. †	90
86 Bethany (Kan.) •	74
65 Chicago St.	59
92 Southern Utah	71
56 Western Ill. •	68
54 Valparaiso	81
58 IUPUI •	61
62 UMKC •	73
47 Western Ill.	37
72 Centenary (La.)	50
53 Chicago St. •	49
71 Southern Utah •	56
46 IUPUI	50
70 Oakland •	72
60 UMKC	50
55 Oakland	54
70 Centenary (La.) •	43
53 Valparaiso •	31
37 Oakland •	50

Nickname: Golden Eagles
 Colors: Gold, Navy Blue & White
 Arena: Mabee Center
 Capacity: 10,575; Year Built: 1972
 AD: R. Michael Carter
 SID: Matt McLeod

OREGON

Eugene, OR 97401.....I

Coach: Bev Smith, Oregon 1982

2005-06 RESULTS (14-15)

80 St. Francis (Pa.) •	30
46 Temple •	51
61 Nevada •	50
63 Portland	36
70 Arkansas •	59
70 Drake •	40
102 Prairie View †	36
68 St. Mary's (Cal.)	67
89 Idaho St.	69
63 UCLA	82
48 Southern California	72
72 Colorado	64
70 California •	41
64 Stanford •	76
43 Arizona St.	44
72 Arizona	81
54 Washington St. •	50
81 Washington •	73
61 Oregon St.	63
54 Oregon St. •	45
58 Stanford	79
39 California	49
78 Arizona •	58
52 Arizona St. •	62
55 Washington	61
53 Washington St.	68
64 Southern California •	69
65 UCLA •	66
57 Arizona †	64

Nickname: Ducks
 Colors: Green & Yellow
 Arena: McArthur Court
 Capacity: 9,087; Year Built: 1926
 AD: William Moos
 SID: Andy McNamara

OREGON ST.

Corvallis, OR 97331.....I

Coach: LaVonda Wagner,
 Mars Hill 1986

2005-06 RESULTS (16-15)

70 Montana St.	35
54 Pacific	46
63 Drake •	61
53 Utah	62
63 Utah Valley St.	56
87 Portland St. •	58

66 South Ala. •	29
62 Southern California	72
64 UCLA	79
58 Cincinnati •	63
60 Stanford •	80
50 California	71
64 Arizona	48
51 Arizona St.	69
53 Washington •	70
68 Washington St. •	67
63 Oregon •	61
45 Oregon	54
63 California	55
54 Stanford	87
67 Arizona St. •	77
91 Arizona •	83
59 Washington St.	50
51 Washington	66
59 UCLA •	72
67 Southern California •	64
79 Tex.-Pan American •	34
77 Washington St. †	38
66 Arizona St. †	74
77 Santa Clara •	48
49 Wyoming	67

Nickname: Beavers
 Colors: Orange & Black
 Arena: Gill Coliseum
 Capacity: 10,400; Year Built: 1949
 AD: Bob DeCarolis
 SID: Steve Fenk

OSWEGO ST.

Oswego, NY 13126.....III

Coach: Michelle Collins, Siena 93

2005-06 RESULTS (21-7)

63 Ithaca	46
72 Rensselaer	74
60 St. Lawrence	68
79 Geneseo St. •	67
44 Brockport St. •	54
96 Cazenovia •	38
80 Baruch †	73
75 Wis.-Stevens Point †	87
71 Hamilton	47
60 Fredonia St.	38
80 Potsdam St. •	58
108 Utica/Rome •	56
54 Buffalo St.	43
70 New Paltz St.	39
64 Cortland St.	69
70 Utica/Rome	56
71 Fredonia St. •	51
61 Plattsburgh St.	38
69 Buffalo St. •	55
73 Utica •	70
71 New Paltz St. •	51
83 Oneonta St. •	70
64 Potsdam St.	31
66 Brockport St.	75
71 Buffalo St. •	59
68 Brockport St. †	66
61 Cortland St. †	56
69 Baldwin-Wallace †	73

Nickname: Lakers
 Colors: Hunter Green and Golden Yellow
 Arena: Laker Hall, Max Ziel Gym
 Capacity: 3,500; Year Built: 1968
 AD: Timothy Hale
 SID: Jeremy DaRin

OTTERBEIN

Westerville, OH 43081-2006....III

Coach: Connie Richardson,
 Heidelberg 1986

2005-06 RESULTS (19-8)

75 Trinity (D.C.) †	54
87 Wash. & Jeff.	80

80 Ohio Dominican †	77
63 Thomas More	66
80 Baldwin-Wallace	91
85 Wilmington (Ohio)	81
77 John Carroll •	70
84 Bethany (W.V.) •	69
66 Mount Union	57
85 Anderson (Ind.) •	59
83 Allegheny •	59
80 Heidelberg •	65
106 Muskingum •	66
59 Ohio Northern	58
59 Capital	65
88 Marietta •	76
79 Muskingum	59
79 Ohio Northern •	81
78 Capital •	68
70 Marietta	53
59 Baldwin-Wallace •	77
79 Heidelberg	70
61 John Carroll	81
66 Wilmington (Ohio) •	72
67 Mount Union •	57
89 John Carroll •	81
60 Baldwin-Wallace	72

Nickname: Cardinals
 Colors: Tan & Cardinal
 Arena: The Rike Center
 Capacity: 3,100; Year Built: 1974
 AD: Richard E. Reynolds
 SID: Ed Syguda

OUACHITA BAPTIST

Arkadelphia, AR 71998-0001....II

Coach: Garry Crowder,
 Henderson St. 78

2005-06 RESULTS (15-12)

65 North Ala. •	53
65 Lyon •	52
64 St. Edward's •	51
77 Central Baptist •	48
68 North Ala. †	46
66 Ala.-Huntsville †	53
76 Montevallo •	54
87 Lane •	62
66 Southeastern Okla. •	65
66 North Ala.	53
63 Ala.-Huntsville	53
57 Southern Ark. •	69
64 Central Ark.	67
65 Christian Bros. •	55
60 Arkansas Tech	76
58 Henderson St. •	56
53 Harding	46
49 Delta St. •	59
65 Ark.-Monticello •	81
51 Southern Ark.	59
60 Central Ark. •	59
59 Christian Bros.	63
52 Arkansas Tech •	59
53 Henderson St.	67
80 Harding •	88
38 Delta St.	57
65 Ark.-Monticello	82

Nickname: Lady Tigers
 Colors: Purple & Gold
 Arena: Vining Arena
 Capacity: 2,500; Year Built: 1966
 AD: David R. Sharp
 SID: Chris Babb

OZARKS (ARK.)

Clarksville, AR 72830-2880.....II

Coach: Kelly Stutz, Muskingum 1998

2005-06 RESULTS (12-14)

66 Wittenberg †	68
74 Washington (Md.) †	57
75 Mary Hardin-Baylor •	69

63 Concordia-Austin •	58
63 Sul Ross St.	60
59 Howard Payne	74
95 Hendrix •	108
104 Schreiner •	98
85 Texas Lutheran •	76
79 Austin	65
70 Hardin-Simmons	92
63 McMurry	74
81 Texas-Tyler	90
59 Texas-Dallas	73
81 Austin •	74
83 East Tex. Baptist •	96
82 LeTourneau •	62
78 Louisiana Col.	84
57 Mississippi Col.	60
67 Louisiana Col. •	66
81 Mississippi Col. •	70
64 Texas-Tyler •	78
85 Texas-Dallas •	73
58 East Tex. Baptist	69
92 LeTourneau	93
58 Howard Payne †	77

Nickname: Lady Eagles
 Colors: Purple & Gold
 Arena: Mabee
 Capacity: 2,500; Year Built: 1958
 AD: Dave De Hart
 SID: Josh Peppas

PACE

Pleasantville, NY 10570-2799...II

Coach: Carrie Seymour,
 Eastern Conn. St. 83

2005-06 RESULTS (21-8)

69 Concordia (N.Y.)	58
72 Mass.-Lowell •	66
69 Southern N.H.	57
71 Assumption •	57
71 Bryant	62
60 American Int'l •	61
63 St. Michael's	73
75 Adelphi	65
71 Dowling	49
82 Bridgeport •	60
68 New Haven •	59
67 Franklin Pierce	52
72 St. Rose	78
35 Southern Conn. St. •	57
78 Southern N.H. •	40
66 Mass.-Lowell	60
59 Franklin Pierce	50
66 Assumption	53
80 Bryant •	52
62 American Int'l	56
61 Merrimack •	45
63 Stonehill	76
78 Bentley •	64
71 St. Rose •	54
43 Southern Conn. St.	57
69 Le Moyne	49
73 St. Anselm •	54
60 Bentley •	67
62 Holy Family †	70

Nickname: Setters
 Colors: Navy & Gold
 Arena: Goldstein Athletics Center
 Capacity: 2,400; Year Built: 2002
 AD: Joseph F. O'Donnell
 SID: Ken Sweeten

PACIFIC

Stockton, CA 95211.....I

Coach: Karen Weitz, UNLV 1989

2005-06 RESULTS (6-22)

72 Texas Southern •	61
46 Oregon St. •	54
41 Wis.-Green Bay	56

52 Mercer †.....	55
64 Southern Utah •.....	65
58 Stanford •.....	109
57 Colorado.....	84
62 Weber St.....	80
70 Wofford •.....	56
66 Sacramento St.....	76
80 Sonoma St. •.....	68
58 Cal St. Northridge •.....	56
64 UC Riverside.....	74
64 Cal St. Fullerton.....	72
61 Long Beach St. •.....	74
72 UC Irvine •.....	85
62 UC Davis.....	77
87 Cal Poly •.....	53
62 UC Santa Barb. •.....	64
66 UC Davis •.....	70
58 UC Irvine.....	79
54 Long Beach St.....	77
84 Cal St. Fullerton •.....	74
53 UC Riverside.....	55
59 Cal St. Northridge.....	80
49 UC Santa Barb.....	76
45 Cal Poly.....	83
67 Cal Poly †.....	94

Nickname: Tigers
 Colors: Orange & Black
 Arena: Spanos Center
 Capacity: 6,150; Year Built: 1981
 AD: Lynn King
 SID: Glen Sisk

PACIFIC (ORE.)

Forest Grove, OR 97116-1797 .III

Coach: Jeff Thompson,
 Washington St. 1994

2005-06 RESULTS (8-17)

68 Concordia (Ore.).....	70
50 Evergreen St.....	51
68 Northwest (Wash.).....	79
63 Northwest Chrst.....	54
53 Pacific Lutheran •.....	57
70 Puget Sound •.....	75
68 Evergreen St. •.....	59
53 Babson †.....	58
76 Meredith †.....	73
79 Concordia (Ore.) •.....	64
49 Linfield.....	65
50 George Fox •.....	69
76 Willamette •.....	53
67 Lewis & Clark.....	79
58 Whitman.....	72
60 Whitworth.....	70
46 Pacific Lutheran.....	69
46 Puget Sound.....	76
72 Northwest Chrst. •.....	43
50 Linfield •.....	61
65 George Fox.....	74
65 Willamette.....	58
54 Lewis & Clark •.....	69
58 Whitman •.....	63
69 Whitworth •.....	66

Nickname: Boxers
 Colors: Red, Black & White
 Arena: Pacific Athletic Center
 Capacity: 2,500; Year Built: 1970
 AD: Ken Schumann
 SID: Blake Timm

PACIFIC LUTHERAN

Tacoma, WA 98447-0003III

Coach: Gil Rigell, Pacific Lutheran 99

2005-06 RESULTS (24-4)

64 Chapman †.....	50
60 Concordia-M'head †.....	46
51 Evergreen St.....	54
81 Warner Pacific •.....	74
57 Pacific (Ore.).....	53

70 Willamette.....	55
76 Corban.....	66
84 Northwest (Wash.) •.....	43
76 Montana Tech •.....	41
63 Montana Tech •.....	37
73 Puget Sound.....	65
63 Linfield •.....	55
55 Whitman •.....	38
69 Whitworth.....	45
85 George Fox.....	84
65 Lewis & Clark.....	69
69 Pacific (Ore.) •.....	46
67 Willamette.....	35
49 Puget Sound.....	61
66 Linfield.....	31
65 Whitman.....	62
64 Whitworth.....	56
75 George Fox •.....	57
72 Lewis & Clark •.....	59
69 Puget Sound.....	55
72 Chapman.....	54
62 Puget Sound •.....	50
72 Hardin-Simmons •.....	76

Nickname: Lutes
 Colors: Black & Gold
 Arena: Olson Auditorium
 Capacity: 3,200; Year Built: 1969
 AD: Laurie Turner
 SID: Dave Gizzard

PAINE

Augusta, GA 30901-3182.....II

Coach: Selina Kohn,
 Albany St. (Ga.) 1994

2005-06 RESULTS (22-9)

67 Fayetteville St.....	65
64 St. Paul's †.....	57
63 GC&SU.....	84
65 Kentucky St. •.....	58
76 Lane •.....	66
63 Johnson C. Smith.....	57
65 Augusta St.....	68
60 Johnson C. Smith •.....	74
77 LeMoyn-Owen •.....	53
77 Miles •.....	59
75 Clark Atlanta.....	58
76 Kentucky St.....	61
77 Lane.....	57
62 Fort Valley St. •.....	67
68 Albany St. (Ga.) •.....	65
66 LeMoyn-Owen.....	63
74 Miles.....	78
61 Benedict.....	84
67 Stillman.....	48
81 Tuskegee.....	71
77 Clark Atlanta •.....	61
93 Morris •.....	52
60 Stillman.....	64
74 Tuskegee •.....	63
53 Fort Valley St.....	59
54 Albany St. (Ga.).....	49
65 Benedict •.....	57
71 Tuskegee †.....	61
69 Benedict †.....	67
73 Fort Valley St. †.....	68
65 Henderson St.....	77

Nickname: Lady Lions
 Colors: Purple & White
 Arena: Randall Carter Gymnasium
 Capacity: 1,200; Year Built: 1952
 AD: Ronnie O. Spry
 SID: Kimberly May

PALM BEACH ATL.

West Palm Beach, FL
 33416-4708.....II

Coach: Brent Gibson, Palm Beach Atl.

2005-06 RESULTS (6-18)

31 Florida Tech.....	59
----------------------	----

46 St. Leo.....	101
37 Webber Int'l.....	50
66 Nova Southeastern.....	71
50 Barry †.....	54
84 Fla. Memorial.....	75
55 Lynn.....	72
55 Fla. Southern.....	67
59 Eckerd •.....	68
40 Tampa.....	60
55 Notre Dame de Namur •.....	69
55 Norwich •.....	46
65 SCAD.....	58
51 Fla. Memorial •.....	42
64 Flagler.....	76
81 Clearwater.....	54
42 Rollins •.....	69
76 St. Xavier.....	86
40 Trinity (Ill.).....	62
45 Fla. Gulf Coast.....	82
39 Rollins.....	59
50 Southeastern (Fla.).....	48
36 Fla. Gulf Coast •.....	70

Nickname: Sailfish
 Colors: Navy blue & white
 Arena: Rubin Arena
 Capacity: 2,000; Year Built: 1998
 AD: Robert White
 SID: Nathan Nunley

PEACE

Raleigh, NC 27604-1194.....III

Coach: Kelly Johnson, East Caro. 1977

2005-06 RESULTS (16-11)

55 Hood •.....	52
88 Chowan •.....	84
73 Bennett •.....	56
61 Hood.....	71
66 Apprentice.....	68
70 Salem •.....	39
60 Mary Baldwin •.....	56
54 Chowan.....	56
63 N.C. Wesleyan •.....	50
70 Chris. Newport.....	57
51 Shenandoah.....	57
62 Methodist •.....	53
52 Spelman.....	33
54 Meredith.....	81
55 Greensboro.....	87
64 Ferrum.....	68
69 Averett.....	61
83 N.C. Wesleyan.....	76
59 Chris. Newport •.....	69
61 Shenandoah •.....	49
63 Methodist.....	56
75 Meredith •.....	49
56 Greensboro •.....	65
55 Averett.....	41
59 Ferrum.....	71
57 Methodist •.....	50
36 Greensboro †.....	65

Nickname: Pride
 Colors: Green & White
 Arena: Herman Student Center
 Capacity: 300; Year Built: 1963
 AD: Kelly Johnson
 SID: Heather Sulkowski

PENN

Philadelphia, PA 19104-6322I

Coach: Patrick Knapp, Widener 1975

2005-06 RESULTS (5-22)

76 Lehigh •.....	73
53 Temple •.....	72
54 Rice †.....	59
59 San Diego †.....	70
34 Delaware.....	78
51 Villanova.....	85
57 St. Joseph's •.....	70

68 American.....	70
44 Drexel.....	78
65 Marist •.....	70
55 Princeton •.....	73
66 Rider •.....	38
51 Cornell.....	64
68 Columbia.....	62
56 Lafayette •.....	60
49 La Salle.....	67
47 Brown.....	65
52 Yale.....	53
43 Dartmouth •.....	63
65 Harvard.....	77
64 Columbia •.....	49
54 Cornell •.....	56
48 Harvard.....	77
55 Dartmouth.....	67
65 Yale •.....	48
62 Brown •.....	70
55 Princeton.....	67

Nickname: Quakers
 Colors: Red & Blue
 Arena: The Palestra
 Capacity: 8,722; Year Built: 1927
 AD: Steve Bilsky
 SID: Mike Mahoney

PENN ST.

University Park, PA 16802.....I

Coach: Rene Portland, Immaculata 1975

2005-06 RESULTS (13-16)

67 Duke •.....	93
59 Villanova •.....	62
81 Duquesne.....	62
61 Old Dominion.....	93
69 Pittsburgh •.....	60
78 Texas Tech •.....	72
68 George Mason.....	62
63 Marquette.....	73
65 Middle Tenn. †.....	79
80 Alabama A&M †.....	58
89 St. Francis (Pa.) •.....	43
53 Ohio St.....	74
50 Indiana •.....	54
53 Michigan St.....	75
69 Wisconsin •.....	54
57 Illinois.....	66
56 Purdue.....	70
91 Northwestern.....	48
72 Iowa •.....	61
72 Minnesota.....	77
78 Michigan •.....	62
61 Purdue •.....	72
43 Indiana.....	58
78 Illinois •.....	52
56 Wisconsin.....	66
72 Northwestern •.....	64
59 Ohio St. •.....	61
80 Wisconsin †.....	73
46 Ohio St. †.....	64

Nickname: Lady Lions
 Colors: Blue & White
 Arena: Bryce Jordan Center
 Capacity: 15,300; Year Built: 1996
 AD: Timothy M. Curley
 SID: Erin Whiteside

PENN ST.-ALTOONA

Altoona, PA 16601-3760III

Coach: Donna Kling, Penn St. 1986

2005-06 RESULTS (6-18)

48 Wash. & Jeff.....	77
75 Trinity (D.C.) †.....	60
55 Juniata •.....	79
74 Mt. Aloysius •.....	57
60 Lycoming.....	68
42 Waynesburg •.....	71
55 Carnegie Mellon •.....	85

54 Penn St.-Behrend.....	67
62 Pitt.-Bradford.....	67
75 La Roche •.....	63
55 Lake Erie •.....	57
39 Frostburg St. •.....	67
46 Medaille.....	81
47 Hilbert.....	59
50 Pitt.-Greensburg •.....	85
77 Mt. Aloysius.....	70
49 Frostburg St.....	81
54 Pitt.-Bradford •.....	61
48 Penn St.-Behrend •.....	79
51 Pitt.-Greensburg.....	71
76 Lake Erie.....	68
35 La Roche.....	49
74 Hilbert •.....	63
55 Medaille •.....	71

Nickname: Cougars
 Colors: Navy Blue & White
 Arena: Adler Athletic Complex
 Capacity: 700; Year Built: 1970
 AD: Fredina M. Ingold
 SID: Brent Baird

PENN ST.-BEHREND

Erie, PA 16563-0101.....III

Coach: Roz Fornari, Hofstra 91

2005-06 RESULTS (17-10)

68 Westminster (Pa.) †.....	57
59 Case Reserve •.....	74
71 Pitt.-Greensburg.....	75
53 Frostburg St.....	69
71 Grove City •.....	52
66 Thomas More •.....	53
49 Gettysburg †.....	55
70 Benedictine (Ill.) †.....	77
67 Penn St.-Altoona •.....	54
80 Mt. Aloysius •.....	49
70 Pitt.-Bradford •.....	49
46 Medaille.....	63
54 Lake Erie.....	44
58 La Roche.....	29
83 Hilbert •.....	38
69 Frostburg St. •.....	56
51 Pitt.-Greensburg •.....	65
48 Medaille.....	57
78 Mt. Aloysius.....	43
79 Penn St.-Altoona.....	48
56 Hilbert.....	46
34 Pitt.-Bradford.....	39
70 Fredonia St. •.....	64
55 La Roche •.....	41
65 Lake Erie.....	50
55 Pitt.-Bradford •.....	53
54 Medaille.....	62

Nickname: Behrend Lions
 Colors: Blue & White
 Arena: Athletics & Recreation Ct
 Capacity: 1,600; Year Built: 2000
 AD: Brian Streeter
 SID: Paul Benim

PENN ST.-BERKS

Reading, PA 19610-6009.....III

Coach: Tim Coleman,
 West Chester 1996

2005-06 RESULTS (7-17)

77 Neumann •.....	86
40 Kutztown.....	84
75 Keuka •.....	71
48 Albright.....	77
74 Chestnut Hill •.....	67
47 Cabrini •.....	76
67 D'Youville.....	71
44 Villa Julie.....	61
40 Immaculata.....	61
56 Cazenovia •.....	69
83 Polytechnic (N.Y.).....	62

61 Phila. Bible.....	66
54 Chestnut Hill.....	62
54 Arcadia.....	56
82 Bard.....	64
53 Villa Julie •.....	58
66 Baptist Bible (Pa.) •.....	75
67 Polytechnic (N.Y.) •.....	47
70 Eastern.....	83
54 Keystone.....	37
53 Purchase St.....	67
54 Phila. Bible •.....	70
62 Purchase St. •.....	48
56 Purchase St.....	76

Nickname: Nittany Lions
 Colors: Blue & White
 Arena: Beaver Community Center
 Capacity: 550; Year Built: 1980
 AD: William Sutherland
 SID: Kate Corcoran

PEPPERDINE

Malibu, CA 90263.....I

Coach: Julie Rousseau, Cal St. LA 1991

2005-06 RESULTS (14-17)

57 Washington St.....	66
51 UC Riverside •.....	44
59 Hofstra •.....	75
73 Indiana St. •.....	91
64 Detroit.....	72
64 Michigan St.....	82
56 UCLA.....	95
70 San Diego St. •.....	56
64 Southern U. •.....	53
64 Pittsburgh •.....	79
75 Long Beach St.....	81
60 Kansas.....	73
60 UC Santa Barb.....	70
65 San Francisco.....	69
84 San Diego.....	61
59 Gonzaga •.....	58
62 Portland.....	52
62 Santa Clara.....	67
54 St. Mary's (Cal.).....	58
48 Loyola Marymount •.....	50
73 San Diego •.....	55
75 San Francisco •.....	55
53 Loyola Marymount.....	47
67 Portland.....	64
38 Gonzaga.....	55
69 St. Mary's (Cal.) •.....	64
74 Santa Clara •.....	77
70 St. Mary's (Cal.) †.....	58
59 Loyola Marymount †.....	58
71 Santa Clara †.....	67
66 Oklahoma †.....	78

Nickname: Waves
 Colors: Blue & Orange
 Arena: Firestone Fieldhouse
 Capacity: 3,104; Year Built: 1973
 AD: John G. Watson
 SID: Michael Hawley

PFEIFFER

Misenheimer, NC 28109-0960...II

Coach: Heather Macy,
 Greensboro 2000

2005-06 RESULTS (14-15)

59 St. Paul's •.....	56
61 Salem Int'l •.....	56
69 Columbia Union.....	61
49 Converse.....	53
55 Barton •.....	89
59 Belmont Abbey •.....	60
66 Catawba.....	82
79 Concord •.....	78
52 Winston-Salem.....	66
62 Coker •.....	51
66 Erskine •.....	63

51 Lees-McRae.....	64
71 Queens (N.C.).....	69
72 Limestone •.....	86
37 Anderson (S.C.).....	81
67 St. Andrews.....	65
71 Mount Olive •.....	55
72 Queens (N.C.) •.....	55
70 Lees-McRae.....	78
71 Limestone.....	80
54 Erskine.....	68
77 Belmont Abbey.....	78
80 Barton.....	69
89 St. Andrews •.....	66
65 Coker.....	60
53 Mount Olive.....	80
69 Anderson (S.C.) •.....	106
87 Belmont Abbey.....	75
42 Anderson (S.C.) †.....	61

Nickname: Falcons
 Colors: Black & Gold
 Arena: Merner Gym
 Capacity: 2,500; Year Built: 1971
 AD: Robert Stewart
 SID: Chris Potter

PHILA. BIBLE

Langhorne, PA 19047-2990.....III

Coach: Drew Watson, Phila. Bible 1995

2005-06 RESULTS (21-9)

50 Maranatha Baptist.....	31
73 Crown (Minn.).....	54
57 Rosemont •.....	70
92 Valley Forge Chrst.....	18
66 D'Youville.....	72
61 Purchase St.....	68
66 Arcadia •.....	56
61 Cazenovia.....	38
71 Chestnut Hill •.....	74
67 Purchase St. •.....	42
91 Bard •.....	25
69 Villa Julie.....	64
71 Lancaster Bible.....	47
66 Penn St.-Berks •.....	61
74 Polytechnic (N.Y.).....	30
62 Baptist Bible (Pa.).....	67
62 Notre Dame (Md.) •.....	71
74 Washington Bible.....	14
80 Keystone.....	52
61 Villa Julie.....	43
74 Davis.....	21
49 Keuka.....	75
64 Polytechnic (N.Y.) •.....	39
73 Lancaster Bible •.....	35
70 Penn St.-Berks.....	54
100 Lancaster Bible •.....	48
68 Baptist Bible (Pa.).....	59
85 Atlanta Christian †.....	73
49 Ky. Christian †.....	62
49 Manhattan Chrst. †.....	71

Nickname: Crimson Eagles
 Colors: Crimson & Black
 Arena: Mason Activity Center
 Capacity: 800; Year Built: 1992
 AD: Richard Beach
 SID: Joy Moyer

PHILA. SCIENCES

Philadelphia, PA 19104-4495...II

Coach: Nate Ware, Tennessee St. 1969

2005-06 RESULTS (23-8)

64 St. Anselm †.....	65
51 St. Michael's.....	64
72 West Chester.....	56
68 Philadelphia U.....	58
58 Dominican (N.Y.) •.....	66
58 Felician •.....	66
85 Goldey-Beacom.....	69
87 Post.....	64

64 Georgian Court.....	53
55 NJIT •.....	53
82 Bloomfield •.....	64
77 Caldwell.....	64
65 Wilmington (Del.) •.....	49
67 Holy Family.....	75
73 Nyack.....	54
67 Philadelphia U. •.....	72
73 Dominican (N.Y.).....	68
75 Georgian Court •.....	62
59 NJIT.....	56
79 Post •.....	56
74 Nyack.....	54
85 Goldey-Beacom •.....	68
80 Wilmington (Del.).....	51
65 Felician.....	45
78 Bloomfield.....	77
70 Caldwell •.....	52
40 Holy Family •.....	51
67 Felician •.....	51
79 Bloomfield.....	68
66 Holy Family •.....	57
43 Southern Conn. St.....	76

Nickname: Devils
 Colors: Cardinal & Silver
 Arena: Robert "Bobby" Morgan Arena
 Capacity: 1,000; Year Built: 2003
 AD: Robert C. Morgan
 SID: Bob Heller

PHILADELPHIA U.

Philadelphia, PA 19144-5497...II

Coach: Tom Shirley, DeSales 1976

2005-06 RESULTS (22-7)

69 Molloy •.....	55
58 Phila. Sciences •.....	68
81 Post.....	58
84 Goldey-Beacom.....	45
73 Wilmington (Del.) •.....	48
59 Dominican (N.Y.).....	63
53 Ashland †.....	66
76 Bloomsburg †.....	65
88 Felician.....	81
80 Caldwell •.....	73
46 NJIT •.....	49
78 Nyack.....	76
51 Holy Family •.....	72
74 Georgian Court.....	53
63 Bloomfield.....	55
72 Phila. Sciences.....	67
77 Post •.....	43
64 Wilmington (Del.).....	34
65 Bloomfield •.....	63
76 Dominican (N.Y.) •.....	71
72 Georgian Court •.....	45
72 NJIT.....	61
74 Felician •.....	72
97 Goldey-Beacom.....	60
72 Nyack.....	49
92 Concordia (N.Y.) •.....	75
62 Holy Family.....	67
67 Caldwell.....	58
60 Franklin Pierce †.....	61

Nickname: Lady Rams
 Colors: Maroon & Grey
 Arena: Bucky Harris Gym
 Capacity: 1,000; Year Built: 1960
 AD: Thomas R. Shirley Jr.
 SID: Tony Berich

PIEDMONT

Demorest, GA 30535.....III

Coach: Jamie Childs, Piedmont 2000

2005-06 RESULTS (20-7)

86 Texas Lutheran •.....	72
82 Greensboro •.....	79
80 North Greenville.....	75
67 Ferrum †.....	49

71	Methodist	61
49	Emory •	69
63	Agnes Scott	64
93	Toccoa Falls •	75
76	Flagler	68
75	Spelman	47
96	Wesleyan (Ga.) •	26
61	Emory	68
68	LaGrange	36
63	Maryville (Tenn.) •	83
73	Huntingdon	64
115	Fisk •	37
85	Atlanta Christian •	52
83	Wesleyan (Ga.)	44
53	Maryville (Tenn.)	81
92	Spelman •	54
87	Fisk	29
77	LaGrange •	65
75	Methodist	65
82	Huntingdon •	67
83	Agnes Scott •	55
95	Fisk †	30
44	Agnes Scott †	60

Nickname: Lions
 Colors: Green & Gold
 Arena: Johnny Mize Center
 Capacity: 5,000; Year Built: 2000
 AD: John Dzik
 SID: Richard Dombrowsky

PINE MANOR

Chestnut Hill, MA 02467III

Coach: Bill Boffi, Providence 1989

2005-06 RESULTS (11-13)

68	Becker •	48
53	Regis (Mass.) •	58
75	Yeshiva	49
63	Bridgewater St. •	93
68	Mass. Liberal Arts •	53
70	Emerson •	73
33	Mass. Liberal Arts	42
79	Westfield St. •	69
36	Emerson †	54
57	Lesley	45
50	Rhode Island Col.	69
68	Southern Vt.	43
52	Albertus Magnus •	44
42	Western New Eng.	66
68	Emmanuel (Mass.) •	80
63	Simmons •	70
61	Rivier	52
60	St. Joseph (Conn.) •	65
58	Wheelock	37
40	Johnson & Wales (R.I.)	80
67	Norwich •	64
69	Newbury	57
56	Suffolk •	57
57	Daniel Webster	40

Nickname: Gators
 Colors: Dark Green & White
 Arena: Pine Manor Gymnasium
 Capacity: 500; Year Built: 1983
 AD: William Boffi
 SID: Erin Van Nostrand

PITTSBURG ST.

Pittsburg, KS 66762II

Coach: Steve High, Northern Iowa 1974

2005-06 RESULTS (11-17)

71	Park •	56
72	UC-Colo. Spgs. †	76
59	Adams St.	48
76	Rockhurst •	56
73	Southwestern Okla. •	68
68	Evangal •	64
55	St. Mary's (Tex.) †	75
60	Incarinate Word	65
57	Mo. Western St. •	65

44	Park	60
70	Mo.-St. Louis	63
65	Harris-Stowe	57
69	Southwest Baptist	63
47	Emporia St.	95
50	Mo. Southern St. •	67
74	Truman •	68
54	Washburn	74
75	Northwest Mo. St.	82
57	Central Mo. St. •	65
70	Central Mo. St.	79
90	Northwest Mo. St. •	73
65	Washburn •	95
54	Truman	63
44	Mo. Southern St.	87
61	Emporia St. •	79
69	Southwest Baptist •	68
50	Mo. Western St.	73
58	Emporia St. †	78

Nickname: Gorillas
 Colors: Crimson & Gold
 Arena: John Lance Arena
 Capacity: 6,500; Year Built: 1971
 AD: Charles Broyles
 SID: Dan Wilkes

PITTSBURGH

Pittsburgh, PA 15260I

Coach: Agnus Berenato, Mt St Mary's (Md.) 1980

2005-06 RESULTS (22-11)

76	William & Mary †	49
70	Vermont	49
91	Akron •	46
69	Towson	50
60	Missouri •	69
82	Duquesne •	69
60	Penn St.	69
66	Robert Morris	36
67	Syracuse •	55
79	Pepperdine	64
78	San Diego St.	56
68	St. Bonaventure •	55
75	DePaul	81
66	South Fla. •	64
55	St. John's (N.Y.)	72
75	Providence •	65
62	Marquette	71
54	Connecticut •	65
59	Villanova	56
79	Georgetown •	62
64	Cincinnati	63
63	Louisville •	71
60	South Fla.	58
58	Seton Hall •	56
62	West Virginia	58
50	Rutgers •	65
65	Notre Dame	72
77	Cincinnati †	62
46	DePaul †	69
64	Delaware •	57
85	Mississippi •	76
68	Virginia •	58
64	Marquette	77

Nickname: Panthers
 Colors: Gold & Blue
 Arena: Petersen Events Center
 Capacity: 12,508; Year Built: 2002
 AD: Jeffrey Long
 SID: Brad Cuprik

PITT.-BRADFORD

Bradford, PA 16701-2898III

Coach: Dalyann Fuller, Lock Haven 1993

2005-06 RESULTS (12-14)

55	Wilmington (Ohio)	75
50	Juniata †	78
63	Mass.-Boston †	55

48	St. John Fisher	82
64	Frosburg St.	70
52	Pitt.-Greensburg	67
45	Brockport St.	54
55	Keuka †	51
67	Nazareth	71
56	Mt. Aloysius •	49
67	Penn St.-Altoona •	62
49	Penn St.-Behrend	70
62	Hilbert •	46
39	La Roche	33
51	Lake Erie	53
52	Medaille •	66
63	Pitt.-Greensburg •	64
53	Frostburg St. •	62
69	Hilbert	59
61	Penn St.-Altoona	54
84	Mt. Aloysius	61
50	Medaille	86
39	Penn St.-Behrend •	34
61	Lake Erie •	42
59	La Roche •	33
53	Penn St.-Behrend	55

Nickname: Panthers
 Colors: Navy & Gold
 Arena: Pitt-Bradford Sport & Fitness Center
 Capacity: 1,500; Year Built: 2002
 AD: Lori Mazza
 SID: Greg Clark

PITT.-GREENSBURG

Greensburg, PA 15601-5898....III

Coach: Carol Gelet, Seton Hall 1985

2005-06 RESULTS (24-6)

89	Chatham	56
68	Waynesburg	78
80	Wash. & Jeff. •	93
75	Penn St.-Behrend •	71
67	Pitt.-Bradford	52
69	Westminster (Pa.) •	61
57	Hope †	63
83	Buffalo St. †	66
64	Grove City	56
61	La Roche	50
74	Lake Erie	61
71	Medaille •	76
73	Hilbert •	46
89	Mt. Aloysius	57
71	Frostburg St. •	69
85	Penn St.-Altoona	50
64	Pitt.-Bradford	63
65	Penn St.-Behrend	51
92	Mt. Aloysius •	60
71	Lake Erie •	44
68	La Roche •	46
71	Penn St.-Altoona •	51
70	Hilbert	43
53	Medaille	66
77	Frostburg St.	74
66	Frostburg St. †	62
59	Medaille	76
81	Wesley •	64
67	McDaniel †	60
59	Johns Hopkins •	54

Nickname: Bobcats
 Colors: Navy Blue & Gold
 Arena: Chambers Hall
 Capacity: 500; Year Built: 1989
 AD: Daniel R. Swalga
 SID: Kevin Conlon

PITT.-JOHNSTOWN

Johnstown, PA 15904-2990.....II

Coach: Jodi Gault, Slippery Rock 1979

2005-06 RESULTS (20-7)

57	Glenville St. †	65
81	Tiffin †	71

77	Clarion †	80
77	West Chester †	62
63	Indiana (Pa.)	57
74	Shippensburg	59
76	Salem Int'l •	47
78	Clarion •	71
57	Slippery Rock	54
78	Bloomsburg •	49
69	Ashland •	50
57	Millersville	48
66	Columbia Union •	40
49	Edinboro	55
71	Concord	73
52	Glenville St. •	72
63	West Liberty St.	71
62	California (Pa.)	60
72	Indiana (Pa.) •	58
68	Cheyne •	37
89	Columbia Union	65
74	West Virginia St.	65
86	Anderson (S.C.)	103
76	Converse	54
57	Bloomsburg	46
87	Shepherd •	67
83	Dist. Columbia •	59

Nickname: Lady Cats
 Colors: Vegas Gold & Navy Blue
 Arena: Sports Center
 Capacity: 2,400; Year Built: 1976
 AD: Michael F. Casner
 SID: Chris Caputo

PLATTSBURGH ST.

Plattsburgh, NY 12901III

Coach: Cheryl Cole, Rochester 1986

2005-06 RESULTS (6-19)

45	Norwich	54
66	Green Mountain •	37
50	Western New Eng. •	72
65	Potsdam St.	54
53	Brockport St. •	64
71	Geneseo St. •	76
48	Clarkson	42
45	Wis. Lutheran †	60
48	Marymount (Va.) †	65
28	Skidmore •	31
34	St. Lawrence •	68
48	Cortland St. •	58
39	Oneonta St. •	58
48	Cortland St.	76
45	Fredonia St.	64
68	Potsdam St. •	52
70	Utica/Rome	59
38	Oswego St. •	61
36	Geneseo St.	56
44	Brockport St.	60
48	Middlebury	66
50	Fredonia St. •	64
63	Buffalo St. •	58
42	New Paltz St.	48
34	Oneonta St.	64

Nickname: Cardinals
 Colors: Cardinal Red & White
 Arena: Memorial Hall Gymnasium
 Capacity: 1,400; Year Built: 1961
 AD: Bruce Delventhal
 SID: Patrick Stewart

PLYMOUTH ST.

Plymouth, NH 03264-1595III

Coach: Lauren Lavigne, Plymouth St. 94

2005-06 RESULTS (10-15)

64	Roger Williams •	57
66	Daniel Webster •	43
68	Castleton St. •	57
64	Colby-Sawyer	82
97	Salem St. •	103
66	Western Conn. St.	74

64 Middlebury •.....	75
78 Rhode Island Col.	75
69 Johnson & Wales (R.I.)	75
71 Mass.-Dartmouth •.....	75
66 Me.-Farmington.....	81
65 Mass.-Boston •.....	64
80 Eastern Conn. St.....	96
35 Southern Me. •.....	80
60 Western Conn. St. •.....	55
54 Keene St.	69
78 Lasell •.....	50
67 Rhode Island Col. •.....	65
60 Newbury.....	47
67 Mass.-Dartmouth.....	90
39 Southern Me.....	80
78 Mass.-Boston.....	71
54 Keene St.	71
58 Eastern Conn. St. •.....	84
64 Keene St.	75

Nickname: Panthers
 Colors: Green & White
 Arena: Foley Gym
 Capacity: 2,000; Year Built: 1969
 AD: John P. Clark
 SID: Kent Cherrington

POLYTECHNIC (N.Y.)

Brooklyn, NY 11201.....III

Coach: James Barrett, Brooklyn Tech

2005-06 RESULTS (4-22)

61 City Tech †.....	37
64 New Rochelle.....	63
70 Brooklyn •.....	67
47 Medgar Evers.....	55
42 MIT.....	75
35 Villa Julie •.....	66
36 New Paltz St. •.....	75
19 Chestnut Hill.....	68
43 Purchase St. •.....	54
57 Baptist Bible (Pa.) •.....	77
46 Cazenovia •.....	62
62 Penn St.-Berks •.....	83
45 St. Elizabeth •.....	50
24 Chestnut Hill.....	67
30 Phila. Bible •.....	74
34 Villa Julie.....	57
24 Keystone.....	68
48 Purchase St.....	64
29 Keuka •.....	66
47 Penn St.-Berks.....	67
61 Yeshiva •.....	44
50 Bard.....	63
29 D'Youville.....	44
39 Phila. Bible.....	64
29 Old Westbury.....	64
37 Villa Julie.....	63

Nickname: Fighting Blue Jays
 Colors: Blue & Gray
 Arena: Joseph J. & Violet J. Jacobs Building
 Capacity: 327; Year Built: 2001
 AD: Maureen Braziel
 SID: Robert Zieg

POMONA-PITZER

Claremont, CA 91711-6346.....III

Coach: Kathy Connell, Springfield 1975

2005-06 RESULTS (5-20)

72 Cal St. East Bay •.....	79
45 Menlo •.....	90
73 LIFE Bible.....	34
76 UC Santa Cruz †.....	85
57 Lewis & Clark •.....	74
53 Redlands •.....	59
44 Chapman.....	74
52 Wis.-La Crosse •.....	90
53 Macalester •.....	51
69 La Sierra.....	61

56 Whittier •.....	69
69 Caltech.....	29
51 Claremont-M-S.....	63
47 La Verne •.....	76
61 Cal Lutheran •.....	83
41 Occidental.....	58
62 Redlands •.....	65
50 Whittier.....	64
62 Chapman •.....	83
72 Caltech •.....	46
34 Claremont-M-S •.....	60
48 La Verne.....	63
48 Cal Lutheran.....	82
54 Occidental •.....	56
46 Redlands.....	78

Nickname: Sagehens
 Colors: Blue, Orange & White
 Arena: Voelkel Gymnasium
 Capacity: 1,800; Year Built: 1989
 AD: Charles C. Katsiaticas
 SID: Ben Belletto

PORTLAND

Portland, OR 97203-5798.....I

Coach: Jim Sollars, Seattle Pacific 1966

2005-06 RESULTS (4-24)

48 Idaho.....	63
56 Portland St. •.....	66
36 Oregon •.....	63
85 UC Davis •.....	81
76 Denver.....	70
58 Colorado St.....	70
57 Eastern Wash. •.....	63
88 Montana St. •.....	69
68 Cal Poly.....	81
79 Cal St. Northridge.....	86
75 Utah Valley St.....	79
55 Brigham Young.....	64
65 Montana •.....	68
45 St. Mary's (Cal.) •.....	61
73 Santa Clara •.....	74
66 Loyola Marymount.....	77
52 Pepperdine.....	62
54 San Francisco •.....	57
65 San Diego •.....	54
60 Gonzaga.....	67
70 St. Mary's (Cal.).....	89
58 Santa Clara.....	67
41 Gonzaga •.....	46
64 Pepperdine •.....	67
58 Loyola Marymount •.....	66
70 San Francisco.....	80
60 San Diego.....	71
77 Santa Clara †.....	83

Nickname: Pilots
 Colors: Purple & White
 Arena: Chiles Center
 Capacity: 5,000; Year Built: 1984
 AD: Lawrence Williams
 SID: Adam Linnman

PORTLAND ST.

Portland, OR 97207-0751.....I

Coach: Charity Elliott, Missouri St. 1992

2005-06 RESULTS (12-16)

65 Nevada •.....	61
66 Portland.....	56
64 UC Davis •.....	67
67 Arkansas •.....	65
68 San Jose St.....	62
83 Santa Clara •.....	82
84 Cal Poly.....	92
58 Oregon St.....	87
71 San Diego St.....	75
68 South Ala. •.....	56
70 Idaho.....	79
57 Gonzaga.....	81
60 Utah Valley St.....	86

76 Eastern Wash.....	78
61 Weber St.....	80
93 Idaho St.....	80
59 Montana •.....	81
75 Montana St. •.....	73
67 Northern Ariz.....	73
65 Sacramento St.....	70
62 Eastern Wash. •.....	56
68 Idaho St. •.....	80
78 Weber St. •.....	59
88 Montana St.....	82
77 Montana.....	89
72 Sacramento St. •.....	60
77 Northern Ariz. •.....	94
68 Northern Ariz. †.....	80

Nickname: Vikings
 Colors: Green, White & Silver
 Arena: Peter W. Stoff Center
 Capacity: 1,775; Year Built: 1966
 AD: Teri Mariani
 SID: Andy McNamara

POST

Waterbury, CT 06723.....II

Coach: Todd McEvoy, Brockport St.

2005-06 RESULTS (12-16)

58 New Haven.....	77
78 Concordia (N.Y.) •.....	76
76 Dominican (N.Y.) •.....	70
58 Philadelphia U. •.....	81
86 Nyack.....	61
64 Phila. Sciences •.....	87
46 American Int'l.....	108
86 Goldey-Beacom •.....	81
78 Georgian Court.....	76
59 Bloomfield.....	78
67 Felician •.....	57
61 Wilmington (Del.).....	54
63 Caldwell.....	58
66 NJIT.....	79
56 Holy Family.....	89
77 Dominican (N.Y.).....	89
67 Nyack •.....	54
43 Philadelphia U.....	77
68 Goldey-Beacom.....	69
74 Georgian Court •.....	65
56 Phila. Sciences.....	79
72 Caldwell •.....	70
67 Felician.....	83
55 Bloomfield •.....	63
72 Wilmington (Del.) •.....	63
51 Holy Family •.....	74
62 NJIT.....	76
68 Dominican (N.Y.).....	75

Nickname: Eagles
 Colors: Hunter, Black & White
 Arena: Drubner Center
 Capacity: 350; Year Built: 1972
 AD: Karin Mann
 SID: Tim McCaffrey

POTSDAM ST.

Potsdam, NY 13676-0000.....III

Coach: Tara Ruckh, Cortland St. 1999

2005-06 RESULTS (2-23)

49 Emmanuel (Mass.).....	87
48 Wm. Paterson †.....	70
65 Keystone.....	78
54 Plattsburgh St. •.....	65
56 Skidmore.....	62
65 New Paltz St. •.....	49
28 St. Lawrence.....	71
52 Alfred.....	57
43 King's (Pa.).....	70
72 Salisbury †.....	86
60 Clarkson.....	71
58 Oswego St.....	80
32 Cortland St. •.....	68

43 Fredonia St.....	79
55 Buffalo St.....	61
52 Plattsburgh St.....	68
58 Oneonta St. •.....	69
73 Ulica/Rome •.....	50
48 Brockport St.....	71
60 Geneseo St.....	68
67 Ulica/Rome.....	69
78 Buffalo St. •.....	86
49 Fredonia St. •.....	66
31 Oswego St. •.....	64
47 Oneonta St.....	64

Nickname: Bears
 Colors: Maroon & Gray
 Arena: Maxcy Hall
 Capacity: 3,600; Year Built: 1972
 AD: James Zalacca
 SID: Boyd Jones

PRAIRIE VIEW

Prairie View, TX 77446-0519.....I

Coach: Cynthia Cooper-Dyke, Southern California 1986

2005-06 RESULTS (7-21)

67 Tex.-Pan American.....	66
46 Texas St.....	78
54 Tex.-Pan American †.....	75
42 La.-Lafayette •.....	60
36 Oregon †.....	102
51 Lamar •.....	68
57 Sam Houston St.....	74
67 Houston.....	78
52 North Texas •.....	84
48 Oklahoma St.....	103
37 Southern U. •.....	72
78 Alcorn St. •.....	79
75 Texas Southern.....	65
64 Jackson St.....	73
75 Grambling.....	70
52 Ark.-Pine Bluff •.....	59
48 Mississippi Val. •.....	60
43 Alabama A&M.....	54
51 Alabama A&M.....	61
71 Texas Southern •.....	56
71 Jackson St. •.....	85
79 Grambling.....	73
60 Ark.-Pine Bluff.....	57
63 Mississippi Val.....	82
60 Alabama A&M •.....	50
57 Alabama St. •.....	61
50 Southern U.....	69
52 Alcorn St.....	73

Nickname: Lady Panthers
 Colors: Purple & Gold
 Arena: W.J. Nicks Bldg.
 Capacity: 5,000; Year Built: 1968
 AD: Alicia Pete
 SID: Harlan Robinson

PRESBYTERIAN

Clinton, SC 29325-2998.....II

Coach: Jessica Vanco, St. Bonaventure 1999

2005-06 RESULTS (21-7)

69 Francis Marion •.....	61
59 Columbus St. •.....	52
101 Lander •.....	67
86 S.C. Upstate •.....	88
67 Alderson-Broaddus.....	55
77 Davis & Elkins.....	55
73 Erskine.....	67
71 Virginia St.....	59
79 North Greenville •.....	66
71 Livingstone •.....	61
60 High Point.....	65
88 Mount Olive.....	53
74 Converse.....	48
88 Mars Hill •.....	72

66 Wingate	80
61 Carson-Newman •.....	47
79 Newberry •	69
78 Lenoir-Rhyne	61
69 Tusculum	65
80 Catawba •.....	60
77 Mars Hill	73
66 Wingate •.....	67
63 Newberry.....	70
71 Lenoir-Rhyne •.....	55
61 Carson-Newman.....	60
63 Tusculum	62
38 Catawba.....	65
56 Wingate	77

Nickname: Lady Blue Hose
 Colors: Blue & Garnet
 Arena: Templeton Center
 Capacity: 2,500; Year Built: 1975
 AD: William B. Carlton
 SID: Al Ansley

PRESENTATION

Aberdeen, SD 57401III

Coach: Jessica Vanco,
 St. Bonaventure 1999

2005-06 RESULTS (18-11)

69 Mayville St. •.....	76
61 Dakota St. •.....	63
66 Trinity Bible (N.D.).....	56
39 Southwest Minn. St.....	73
64 North Central (Minn. •.....	37
44 Mt. Mary.....	67
48 Valley City St.....	70
57 Wash. & Jeff. †.....	68
58 Fitchburg St. †.....	70
63 Northland •.....	51
68 St. Scholastica •.....	65
49 Northwestern (Minn.).....	52
78 Crown (Minn.).....	35
84 Trinity Bible (N.D.) •.....	41
66 Martin Luther.....	55
92 Bethany Lutheran •.....	64
59 Minn.-Morris.....	58
52 Crown (Minn.) •.....	45
56 Northwestern (Minn.) •.....	50
93 Providence-Manitoba •.....	48
51 St. Scholastica.....	60
65 Northland	57
67 Bethany Lutheran.....	64
47 Martin Luther.....	39
77 Minn.-Morris •.....	62
63 Martin Luther •.....	68
52 Northwest Chrst. †.....	64
78 Judson (Ala.) †.....	76
74 Marygrove †.....	63

Nickname: Saints
 Colors: Old gold & hunter green
 AD: Jim Zimmerman
 SID: To be named

PRINCETON

Princeton, NJ 08544I

Coach: Richard Barron, Kenyon 1991

2005-06 RESULTS (21-7)

46 St. Joseph's.....	58
68 Lehigh •.....	57
70 St. Mary's (Cal.).....	75
91 UCF †.....	87
64 Monmouth.....	56
79 Colgate •.....	61
73 Army.....	52
56 Rutgers.....	65
67 Rider.....	63
39 Tennessee.....	107
73 Mt. St. Mary's.....	56
88 Fairleigh Dickinson •.....	51
73 Lafayette •.....	47
73 Penn.....	55

78 Columbia.....	62
94 Cornell.....	80
53 Yale.....	37
47 Brown.....	49
70 Harvard •.....	55
64 Dartmouth.....	82
76 Cornell •.....	63
59 Columbia •.....	45
62 Dartmouth.....	49
69 Harvard.....	57
72 Brown •.....	55
67 Yale.....	52
67 Penn •.....	55
48 Dartmouth †.....	63

Nickname: Tigers
 Colors: Orange & Black
 Arena: Jadwin Gymnasium
 Capacity: 6,854; Year Built: 1969
 AD: Gary D. Walters
 SID: Andrew Borders

PRINCIPIA

Elsah, IL 62028-9799III

Coach: Norm Purdy, Principia 68

2005-06 RESULTS (4-19)

74 Harris-Stowe.....	75
75 St. Louis Pharmacy.....	78
39 St. Mary-Woods.....	68
50 Robert Morris-S'fiel.....	63
56 Stephens.....	64
67 Westminster (Mo.) •.....	74
83 MacMurray.....	75
65 Judson (Ill.) •.....	101
80 Blackburn.....	85
73 MacMurray •.....	83
59 Fontbonne.....	89
65 Webster.....	87
76 Stephens •.....	71
73 Greenville •.....	78
38 Maryville (Mo.).....	91
46 Westminster (Mo.).....	77
65 Blackburn.....	58
74 St. Louis Pharmacy •.....	45
58 Fontbonne.....	72
60 Webster •.....	66
55 Lincoln Chrst.....	75
65 Greenville.....	79
57 Maryville (Mo.) •.....	98

Nickname: Panthers
 Colors: Gold & Blue
 Arena: Hay Field House
 Capacity: 1,000; Year Built: 1967
 AD: Lenore Suarez
 SID: Brian Peticolas

PROVIDENCE

Providence, RI 02918I

Coach: Phil Seymore, Canisius 1989

2005-06 RESULTS (8-19)

49 Sacred Heart •.....	65
74 Yale •.....	53
51 Northeastern.....	71
46 St. Peter's.....	54
80 Quinnipiac •.....	83
61 Navy •.....	67
60 Fordham.....	64
45 Rutgers •.....	58
69 Rhode Island.....	66
70 Harvard.....	59
79 Wagner •.....	55
66 St. Francis (N.Y.).....	44
58 Cincinnati •.....	57
67 Georgetown.....	79
65 Pittsburgh.....	75
59 Seton Hall •.....	69
47 South Fla.....	53
50 St. John's (N.Y.) •.....	72
76 Syracuse •.....	77

59 Marquette.....	92
48 Notre Dame.....	66
57 West Virginia •.....	55
71 Seton Hall.....	69
58 Connecticut.....	84
51 Villanova •.....	54
68 DePaul •.....	74
64 Louisville.....	75

Nickname: Friars
 Colors: Black, White & Silver
 Arena: Alumni Hall/Mullaney
 Gymnasium
 Capacity: 2,620; Year Built: 1955
 AD: Robert Driscoll
 SID: Arthur Parks

P.R.-MAYAGUEZ

Mayaguez, PR 00681-9000II

Coach: Phil Seymore, Canisius 1989

2005-06 RESULTS (0-11)

49 Rollins.....	96
47 Tampa.....	69
55 Florida Tech †.....	73
55 Fla. Gulf Coast.....	86
64 Lynn.....	75
51 Fla. Southern.....	91
38 Rollins †.....	65
38 Florida Tech.....	63
41 South Fla. †.....	121
42 Colorado †.....	90
44 Northern Ariz. †.....	79

Nickname: Bulldogs
 Colors: Kelly Green & White
 AD: Hector B. Figueroa
 SID: To be named

PUGET SOUND

Tacoma, WA 98416-9710III

Coach: Suzy Barcomb, Washington 86

2005-06 RESULTS (23-6)

97 Caltech.....	26
90 Occidental •.....	64
72 Regis (Colo.) •.....	78
100 Northwest (Wash.).....	81
53 Lewis & Clark.....	75
75 Pacific (Ore.).....	70
68 Evergreen St. •.....	59
74 Claremont-M-S †.....	46
95 Caltech.....	20
79 Carthage †.....	49
74 Cal Lutheran.....	60
65 Pacific Lutheran •.....	73
85 George Fox •.....	61
68 Whitworth •.....	53
74 Whitman •.....	59
91 Willamette.....	40
76 Linfield.....	60
66 Lewis & Clark •.....	58
76 Pacific (Ore.) •.....	46
61 Pacific Lutheran.....	49
59 George Fox.....	44
83 Whitworth.....	69
53 Whitman.....	63
74 Willamette •.....	58
81 Linfield •.....	47
63 Whitman •.....	61
55 Pacific Lutheran.....	69
74 Cal Lutheran †.....	62
50 Pacific Lutheran.....	62

Nickname: Loggers
 Colors: Maroon & White
 Arena: Memorial Fieldhouse
 Capacity: 4,000; Year Built: 1949
 AD: Amy E. Hackett
 SID: Chris Thompson

PURCHASE ST.

Purchase, NY 10577-1400III

Coach: Suzy Barcomb, Washington 86

2005-06 RESULTS (11-16)

46 Mass.-Boston.....	91
61 Eastern Nazarene †.....	56
61 Brooklyn •.....	68
74 Marymount (N.Y.) •.....	71
73 New Rochelle •.....	71
75 Bard •.....	55
68 Phila. Bible •.....	61
72 CCNY •.....	43
53 Baptist Bible (Pa.).....	87
51 St. Joseph's (L.I.).....	72
54 Polytechnic (N.Y.).....	43
42 Phila. Bible.....	67
59 Keystone •.....	53
63 Chestnut Hill •.....	78
47 Villa Julie.....	82
36 Keuka.....	79
69 Albany Pharmacy.....	81
64 Polytechnic (N.Y.) •.....	48
66 D'Youville •.....	77
43 Chestnut Hill.....	77
58 Cazenovia.....	78
61 Utica/Rome.....	71
67 Penn St.-Berks •.....	53
38 Villa Julie.....	65
48 Penn St.-Berks.....	62
76 Penn St.-Berks •.....	56
59 D'Youville †.....	74

Nickname: Panthers
 Colors: Royal blue, white & orange
 AD: Ernie Palmieri
 SID: To be named

PURDUE

West Lafayette, IN 47907-1031 .I

Coach: Kristy Curry, La.-Monroe 1988

2005-06 RESULTS (26-7)

85 Butler •.....	59
47 George Washington †.....	49
56 South Carolina †.....	48
95 Arkansas St. •.....	58
98 Western Mich.....	65
54 DePaul.....	65
65 Notre Dame •.....	54
70 Valparaiso †.....	55
70 Centenary (La.) †.....	48
61 Mississippi St.....	42
77 Wisconsin •.....	57
61 Ohio St. •.....	59
61 Indiana.....	56
51 Michigan.....	43
60 Minnesota.....	56
70 Penn St. •.....	56
57 Illinois.....	53
73 Michigan St. •.....	53
71 Northwestern •.....	63
71 Iowa.....	77
72 Penn St.....	61
76 IPFW •.....	52
63 Minnesota •.....	31
75 Michigan.....	50
61 Indiana •.....	63
58 Ohio St.....	67
66 Wisconsin.....	63
68 Illinois †.....	57
67 Indiana †.....	41
60 Ohio St. †.....	63
73 Missouri St. •.....	52
61 UCLA •.....	54
68 North Carolina †.....	70

Nickname: Boilermakers
 Colors: Old Gold & Black
 Arena: Mackey Arena
 Capacity: 14,123; Year Built: 1967
 AD: Morgan J. Burke
 SID: Kathleen Offer

QUEENS (N.Y.)

Flushing, NY 11367II

Coach: Tom Flahive, St. Joe's (Brooklyn)

2005-06 RESULTS (13-15)

66 Bryant •	67
53 St. Michael's.....	67
47 St. Anselm †.....	76
87 Georgian Court.....	61
86 Felician.....	73
96 Mercy •.....	67
76 Adelphi •.....	78
69 Concordia (N.Y.).....	73
81 C.W. Post •.....	85
57 Montevallo †.....	54
80 Eckerd †.....	71
72 New Haven •.....	79
73 NYIT.....	40
76 St. Thomas Aquinas.....	69
60 Bridgeport.....	70
67 Dowling.....	59
78 Mercy.....	56
69 Adelphi.....	84
72 Concordia (N.Y.) •.....	71
54 Molloy •.....	69
80 Dowling •.....	68
48 C.W. Post.....	70
52 New Haven.....	78
42 NYIT.....	67
71 St. Thomas Aquinas •.....	64
54 Molloy.....	69
64 Bridgeport •.....	53
60 New Haven.....	72

Nickname: Lady Knights
 Colors: Blue & Silver
 Arena: Fitzgerald Gymnasium
 Capacity: 3,000; Year Built: 1958
 AD: Richard Wettan
 SID: Neal Kaufer

QUEENS (N.C.)

Charlotte, NC 28274II

Coach: Jenny Yopp, North Carolina 89

2005-06 RESULTS (4-24)

59 Winston-Salem.....	78
70 Mount Olive •.....	78
53 West Virginia St. †.....	60
70 Ohio Valley †.....	84
56 Tusculum.....	80
62 North Greenville.....	81
51 UNC Pembroke •.....	71
80 Converse •.....	72
76 Limestone.....	69
71 Lees-McRae •.....	84
76 Anderson (S.C.).....	83
69 Pfeiffer •.....	71
51 Barton.....	70
59 Coker •.....	67
59 Belmont Abbey.....	62
63 Erskine.....	68
65 St. Andrews •.....	75
55 Pfeiffer.....	72
63 Coker.....	64
88 Limestone •.....	66
79 Anderson (S.C.) •.....	98
54 Mount Olive.....	75
54 Barton •.....	79
69 Belmont Abbey •.....	81
48 Erskine •.....	58
73 Lees-McRae.....	84
98 St. Andrews.....	84
60 St. Andrews.....	71

Nickname: Royals
 Colors: Navy Blue and Gold
 Arena: Owens Athletic Center
 Capacity: 900; Year Built: 1989
 AD: Jeannie King
 SID: Kevin Cooke

QUINCY

Quincy, IL 62301-2699II

Coach: Larry Just, Ind.-Southeast

2005-06 RESULTS (20-10)

75 Ill.-Springfield •.....	49
82 Mercyhurst •.....	50
86 Central Ark. •.....	78
72 Lake Superior St. †.....	79
66 Ashland.....	75
71 Truman •.....	63
83 SIU Edwardsville.....	67
55 Drury.....	85
70 Rockhurst.....	59
92 Harris-Stowe.....	61
75 St. Francis (Ill.).....	64
59 Indianapolis •.....	53
61 St. Joseph's (Ind.) •.....	63
75 Southern Ind.....	61
67 Ky. Wesleyan.....	64
69 Mo.-Rolla •.....	57
71 Mo.-St. Louis •.....	51
67 Wis.-Parkside.....	64
55 Lewis.....	73
83 Bellarmine •.....	69
70 Northern Ky. •.....	73
59 Mo.-Rolla.....	47
42 Mo.-St. Louis.....	62
68 SIU Edwardsville •.....	64
85 Southern Ind. •.....	69
61 Drury •.....	64
87 Rockhurst •.....	60
82 Bellarmine †.....	74
49 Northern Ky. †.....	67
52 Drury.....	75

Nickname: Lady Hawks
 Colors: Brown, White & Gold
 Arena: Pepsi Arena
 Capacity: 2,000; Year Built: 1950
 AD: Patrick Atwell
 SID: Frank Cash

QUINNIPIAC

Hamden, CT 06518-1940I

Coach: Tricia Sacca-Fabbri, Fairfield 1991

2005-06 RESULTS (22-8)

42 Dartmouth.....	90
61 Stony Brook •.....	87
83 Providence.....	80
75 Long Island •.....	68
44 Boston College •.....	74
66 Manhattan •.....	58
67 Syracuse.....	63
71 UCF.....	55
59 Stetson.....	67
62 Yale •.....	47
62 Fairleigh Dickinson.....	53
72 Wagner.....	59
50 Monmouth •.....	54
80 Fairleigh Dickinson •.....	50
64 Mt. St. Mary's.....	57
64 Central Conn. St.....	54
61 St. Francis (N.Y.).....	54
75 Mt. St. Mary's •.....	66
68 Central Conn. St. •.....	57
68 Sacred Heart •.....	46
59 St. Francis (N.Y.).....	50
81 St. Francis (Pa.).....	51
70 Robert Morris.....	75
69 Monmouth.....	63
74 Wagner •.....	64
64 Sacred Heart.....	87
53 Robert Morris •.....	46
68 Central Conn. St. •.....	64
58 Robert Morris •.....	46
65 Sacred Heart.....	69

Nickname: Bobcats
 Colors: Blue & Gold
 Arena: Burt Kahn Ct.-Athletic Ct

Capacity: 2,000; Year Built: 1969
 AD: Jack McDonald
 SID: Greg Ott

RADFORD

Radford, VA 24142I

Coach: Jeri Porter, Liberty 1991

2005-06 RESULTS (14-14)

50 California.....	73
82 UC Davis.....	71
51 Evansville •.....	53
56 Lafayette •.....	40
52 Virginia Tech •.....	58
76 Western Caro.....	74
71 Belmont.....	67
76 Kent St.....	87
65 Navy.....	71
57 Va. Commonwealth.....	59
82 Lees-McRae •.....	61
79 IPFW.....	77
82 Southern Va. •.....	51
66 Coastal Caro. •.....	46
77 Charleston So. •.....	52
53 High Point.....	66
60 Winthrop •.....	65
69 UNC Asheville.....	72
51 Birmingham-So.....	68
50 Liberty •.....	58
73 Charleston So.....	53
61 Coastal Caro.....	73
51 Winthrop.....	49
63 High Point •.....	60
60 Birmingham-So. •.....	56
76 UNC Asheville •.....	52
58 Liberty.....	69
44 Winthrop.....	55

Nickname: Highlanders
 Colors: Red, White, Green & Blue
 Arena: Dedmon Center
 Capacity: 5,000; Year Built: 1981
 AD: Greig W. Denny
 SID: Brian Stanley

RAMAPO

Mahwah, NJ 07430-1680III

Coach: Tiesha Grace, New Haven 1999

2005-06 RESULTS (10-15)

96 St. Elizabeth •.....	28
69 Old Westbury •.....	44
58 Rutgers-Newark •.....	62
43 Stevens Institute.....	61
61 Kean •.....	69
80 Rutgers-Camden.....	63
59 Montclair St.....	74
67 New Jersey City.....	66
54 TCNJ •.....	71
72 Lincoln (Pa.) †.....	53
55 FDU-Florham.....	68
39 Wm. Paterson •.....	70
51 Rowan.....	66
73 Mitchell •.....	46
29 Richard Stockton.....	72
50 New Jersey City •.....	54
67 Kean.....	68
66 Rutgers-Camden •.....	40
85 Staten Island •.....	54
57 Montclair St. •.....	49
44 TCNJ.....	61
51 Rutgers-Newark.....	69
65 Rowan •.....	60
37 Wm. Paterson.....	69
36 Richard Stockton •.....	58

Nickname: Roadrunners
 Colors: Maroon, Black & White
 Arena: The Bradley Center
 Capacity: 1,500; Year Built: 2005
 AD: Michael J. Ricciardi
 SID: Rachel McCann

RANDOLPH-MACON

Ashland, VA 23005III

Coach: Carroll LaHaye, Me.-Machias 1977

2005-06 RESULTS (28-3)

86 Chris. Newport •.....	62
70 Springfield •.....	74
101 Lynchburg •.....	46
68 Wash. & Lee.....	58
83 Roanoke.....	48
80 Bridgewater (Va.) •.....	72
70 East. Mennonite.....	44
81 Bridgewater (Va.).....	83
82 Guilford •.....	45
108 Emory & Henry •.....	81
86 Rand.-Macon Woman's •.....	51
91 Wash. & Lee •.....	70
83 Va. Wesleyan.....	58
66 Roanoke.....	56
97 Hollins •.....	43
95 Lynchburg.....	78
82 Guilford.....	45
78 Emory & Henry.....	75
79 Alvernia.....	67
63 Richard Stockton.....	56
95 Va. Wesleyan •.....	58
88 East. Mennonite.....	66
88 Rand.-Macon Woman's.....	41
90 Hollins.....	36
79 Wash. & Lee †.....	71
85 Guilford †.....	63
79 Bridgewater (Va.) †.....	65
83 Hood •.....	57
75 Greensboro •.....	61
80 Wis.-Stout †.....	71
56 Hardin-Simmons †.....	72

Nickname: Yellow Jackets
 Colors: Lemon & Black
 Arena: Crenshaw Gymnasium
 Capacity: 1,300; Year Built: 1963
 AD: Denis Kanach
 SID: Ann Marie Schlottman

RAND.-MACON WOMAN'S

Lynchburg, VA 24503-1526III

Coach: Melissa Wiggins, Longwood 79

2005-06 RESULTS (7-15)

49 East. Mennonite •.....	66
65 Apprentice.....	83
81 Mary Baldwin.....	70
53 Va. Wesleyan.....	84
80 Emory & Henry •.....	87
69 Hollins •.....	29
64 Lynchburg •.....	59
71 Hollins.....	67
52 Bridgewater (Va.).....	82
51 East. Mennonite.....	55
51 Randolph-Macon.....	86
55 Roanoke.....	72
77 Wash. & Lee •.....	69
75 Emory & Henry.....	95
67 Guilford.....	77
48 Wash. & Lee.....	68
46 Roanoke.....	63
54 Guilford.....	52
53 Bridgewater (Va.) •.....	86
77 Lynchburg.....	84
41 Randolph-Macon •.....	88
82 Va. Wesleyan •.....	70

Nickname: Wildcats
 Colors: Black & Gold
 Arena: P.E. & Recreation Bldg.
 Capacity: 400; Year Built: 1961
 AD: Val Cushman
 SID: Chrissy Pearson

REDLANDS

Redlands, CA 92373-0999III

Coach: Jim Ducey, Redlands 1978

2005-06 RESULTS (14-11)

56	Concordia-M'head	64
58	Chapman	55
57	Chapman	66
59	Pomona-Pitzer	53
55	Hope Int'l	68
67	La Sierra	50
54	McMurry	71
58	Amherst	49
60	Emmanuel (Mass.)	67
56	UC Santa Cruz	52
67	Colorado Col.	54
52	Claremont-M-S	46
51	La Verne †	54
73	Caltech	31
44	Occidental	58
55	Whittier	35
74	Cal Lutheran	81
65	Pomona-Pitzer	62
56	Claremont-M-S	60
64	La Verne	42
80	Caltech	31
65	Occidental	67
76	Whittier	43
67	Cal Lutheran	69
78	Pomona-Pitzer	46

Nickname: Bulldogs
 Colors: Maroon & Gray
 Arena: Currier Gym
 Capacity: 1,200; Year Built: 1929
 AD: Jeffrey Martinez
 SID: Rachel J. Roche

REGIS (COLO.)

Denver, CO 80221-1099II

Coach: Linda Raunig, Denver 1980

2005-06 RESULTS (26-6)

71	Bentley †	67
62	Neb.-Omaha †	51
70	North Dakota †	78
77	St. Martin's	64
67	Seattle	50
78	Puget Sound	72
74	Mont. St.-Billings	82
75	Fort Lewis	52
83	Adams St.	68
66	UC-Colo. Spgs.	53
65	N.M. Highlands	37
94	Judson (Ill.)	84
68	Rockhurst	41
71	Spring Hill	44
82	Concordia-St. Paul	91
84	Colorado St.-Pueblo	48
60	Western St.	42
93	Mesa St.	84
75	Colo. Christian	35
73	Colorado Mines	59
79	Metro St.	69
78	Neb.-Kearney	64
83	Chadron St.	59
69	Fort Hays St.	63
100	Metro St.	92
66	Neb.-Kearney	83
88	Fort Hays St.	77
94	Chadron St.	48
75	Colorado Mines	54
92	Colo. Christian	49
57	Colorado Mines	71
79	Northern St. †	89

Nickname: Rangers
 Colors: Navy Blue & Gold
 Arena: Regis Fieldhouse
 Capacity: 2,500; Year Built: 1959
 AD: Barbara J. Schroeder
 SID: Jeff Duggan

REGIS (MASS.)

Weston, MA 02493-1571III

Coach: Julie Plant, Southern Me. 2000

2005-06 RESULTS (8-17)

62	Connecticut Col. †	57
58	Pine Manor	53
64	Lesley	54
36	Lasell	54
66	Curry	59
37	Nichols	62
52	Wellesley	64
59	Rivier	70
61	New England Col.	71
59	Eastern Nazarene	52
42	Roger Williams	58
41	Salve Regina	73
50	Nichols	62
62	Eastern Nazarene	58
51	Curry	65
61	Roger Williams	54
38	Endicott	63
65	Wentworth Inst.	83
41	Colby-Sawyer	90
39	New England	57
54	Gordon	67
71	Mount Ida	70
58	Anna Maria	75
27	Salve Regina	80
68	Anna Maria	73

Nickname: Pride
 Colors: Cardinal & Gold
 Arena: Regis Athletic Facility
 Capacity: 550; Year Built: 1981
 AD: Marybeth Lamb
 SID: Mark Clemente

RENSELAER

Troy, NY 12180-3590III

Coach: John Greene, Massachusetts 90

2005-06 RESULTS (14-10)

81	Wellesley †	73
74	Oswego St.	72
51	Williams	59
61	Bowdoin	71
69	Russell Sage	44
50	Scranton	87
76	Hood †	62
66	Keene St.	62
64	Middlebury	50
63	Hamilton	54
46	William Smith	65
68	Vassar	64
62	Clarkson	40
51	St. Lawrence	60
71	Union (N.Y.)	88
72	Skidmore	66
72	St. Lawrence	84
59	Clarkson	49
50	William Smith	63
82	Hamilton	72
69	Vassar	53
67	Skidmore	59
61	Union (N.Y.)	64
63	William Smith	87

Nickname: Red Hawks
 Colors: Cherry & White
 Arena: Robison Gymnasium
 Capacity: 1,500; Year Built: 1920
 AD: Ken Ralph
 SID: Kevin Beattie

RHODE ISLAND

Kingston, RI 02881-1303I

Coach: Tom Garrick, Rhode Island 1989

2005-06 RESULTS (8-20)

45	Hartford	58
48	Harvard	77
75	Brown	71
44	Villanova	65
65	Maine	48
49	Marquette	64
72	Holy Cross	68
66	Providence	69
62	Florida	76
57	Liberty †	67
48	La Salle	55
62	Illinois	73
68	Xavier	66
63	Massachusetts	54
53	La Salle	61
54	George Washington	72
51	Duquesne	73
51	Dayton	62
47	St. Joseph's	75
43	Massachusetts	54
59	Fordham	54
54	Richmond	77
59	St. Louis	72
67	St. Bonaventure	60
79	Fordham	65
67	Charlotte	74
79	Temple	91
63	Dayton †	71

Nickname: Rams
 Colors: Light & Dark Blue & White
 Arena: Ryan Center
 Capacity: 7,657; Year Built: 2002
 AD: Thomas P. McElroy
 SID: Mark Kwolek

RHODE ISLAND COL.

Providence, RI 02908III

Coach: Spencer Manning,
 Rhode Island Col. 1993

2005-06 RESULTS (12-14)

60	Skidmore	52
57	Middlebury †	80
62	Bridgewater St.	58
70	Westfield St.	46
63	Roger Williams	55
53	Keene St.	75
64	Johnson & Wales (R.I.)	54
74	Connecticut Col.	61
75	Plymouth St.	78
50	Wesleyan (Conn.)	60
62	Eastern Conn. St.	66
49	Southern Me.	88
69	Pine Manor	50
72	Mass.-Boston	78
61	Western Conn. St.	67
49	Keene St.	65
63	Mass.-Dartmouth	51
65	Plymouth St.	67
73	Mitchell	58
84	Eastern Conn. St.	57
36	Western Conn. St.	57
46	Wellesley	48
57	Southern Me.	72
65	Mass.-Dartmouth	60
57	Mass.-Boston	55
48	Eastern Conn. St.	69

Nickname: Anchorwomen
 Colors: Gold, White & Burgundy
 Arena: The Murray Center
 Capacity: 3,000; Year Built: 1995
 AD: Donald E. Tencher
 SID: Scott Gibbons

RHODES

Memphis, TN 38112-1690III

Coach: Matt Dean, Drake 1989

2005-06 RESULTS (18-8)

69	York (Pa.) †	54
----	--------------	----

67	Johns Hopkins	72
69	Mississippi Col.	74
76	Rust	51
79	Rose-Hulman	78
64	DePauw	65
113	Fisk	44
82	Huntingdon	70
76	Benedictine (Ill.) †	73
78	Gettysburg †	59
69	Huntingdon	52
78	Oglethorpe	84
78	Millsaps	63
78	Hendrix	82
83	Rust	53
62	Trinity (Tex.)	78
71	Southwestern (Tex.)	62
73	Sewanee	68
80	Centre	65
58	Rose-Hulman	56
64	DePauw	69
83	Hendrix	70
103	Oglethorpe	96
89	Millsaps	73
65	Southwestern (Tex.)	55
73	DePauw	89

Nickname: Lynx
 Colors: Red, Black & White
 Arena: Mallory Gym
 Capacity: 2,000
 AD: Mike Clary
 SID: Mike Allen

RICE

Houston, TX 77251-1892I

Coach: Greg Williams, Rice 1970

2005-06 RESULTS (18-14)

63	Mississippi	110
73	Texas Tech	70
59	Penn †	54
62	Washington	86
63	Davidson	52
75	Louisiana Tech	79
53	Stanford	83
80	Loyola Marymount	65
67	Wake Forest	69
57	Marquette	82
64	Texas A&M	65
77	Southern Miss.	64
66	UCF	52
64	Marshall	75
72	Houston	79
53	Tulsa	58
58	SMU	67
83	UTEP	32
82	Tulane	69
62	Houston	75
73	East Caro.	65
63	UTEP	49
68	Tulane	56
71	SMU	56
78	Tulsa	62
83	UAB	69
72	Memphis	56
79	Houston †	64
57	SMU	52
52	Tulsa †	55
64	Jackson St.	48
57	Indiana	67

Nickname: Lady Owls
 Colors: Blue & Gray
 Arena: Autri Court
 Capacity: 4,800; Year Built: 1950
 AD: Christopher M. DelConte
 SID: Bill Cousins

RICHARD STOCKTON

Pomona, NJ 08240-0195III

Coach: Joseph Fussner, Rowan 1971

2005-06 RESULTS (22-6)

79 N.C. Wesleyan †	46
69 St. Mary's (Md.)	50
73 Rutgers-Camden •	67
70 TCNJ	55
80 Wm. Paterson •	73
69 New Jersey City	42
72 Catholic •	61
94 Kean •	62
78 Marymount (Va.)	53
66 Rutgers-Newark	55
64 Rowan •	49
56 Montclair St.	58
62 DeSales •	71
72 Ramapo •	29
59 Kean	74
72 TCNJ	56
54 Wm. Paterson	53
55 Cabrini	46
46 New Jersey City •	35
56 Randolph-Macon •	63
58 Rutgers-Newark •	38
58 Rutgers-Camden	28
68 Montclair St. •	52
70 Rowan	47
58 Ramapo	36
57 Wm. Paterson •	52
39 TCNJ	60
68 Gwynedd-Mercy †	72

Nickname: Ospreys
 Colors: Black & White
 Arena: Sports Center
 Capacity: 3,000; Year Built: 2000
 AD: G. Larry James
 SID: Chris Rollman

RICHMOND

Richmond, VA 23173-1903.....I

Coach: Michael Shafer,
 William & Mary 1994

2005-06 RESULTS (13-17)

77 Hampton •	47
51 Boston College	62
57 James Madison	69
61 UC Santa Barb.	55
51 Long Beach St.	59
74 Va. Commonwealth	76
47 Virginia Tech •	54
63 Harvard •	47
45 Virginia •	66
78 Howard	70
65 Wake Forest •	57
49 Missouri St.	55
71 St. Louis	65
58 La Salle •	59
72 Duquesne •	53
60 Xavier	72
62 Dayton	67
67 Massachusetts	81
66 Fordham •	40
56 Charlotte	60
59 George Washington •	70
46 Temple	65
77 Rhode Island •	54
56 Temple •	54
82 Charlotte •	64
67 George Washington	63
72 St. Bonaventure	75
56 St. Joseph's •	76
60 La Salle †	53
51 George Washington †	61

Nickname: Spiders
 Colors: Red & Blue
 Arena: Robins Center
 Capacity: 9,071; Year Built: 1972
 AD: Jim Miller
 SID: Shea Seagle

RIDER

Lawrenceville, NJ 08648-3099 ...I

Coach: Tori Harrison, Louisiana Tech
 1987

2005-06 RESULTS (3-25)

35 Maine •	70
44 San Francisco	80
41 Iowa †	88
41 Hartford •	70
50 La Salle	74
66 Canisius •	76
38 Siena	63
63 Princeton •	67
49 Sacred Heart •	83
67 Monmouth •	57
34 Manhattan	59
45 Fairfield	79
38 Penn	66
49 Niagara •	43
58 Iona	78
47 Loyola (Md.) •	63
48 Manhattan •	78
49 Marist	75
53 Fairfield •	68
53 St. Peter's	67
49 Siena •	78
40 Loyola (Md.)	60
65 St. Peter's •	81
63 Niagara	52
65 Canisius	84
53 Iona •	64
40 Marist •	72
52 Manhattan †	89

Nickname: Broncs
 Colors: Cranberry & White
 Arena: Alumni Gymnasium
 Capacity: 1,650; Year Built: 1959
 AD: Donald P. Harnum
 SID: Bud Focht

RIPON

Ripon, WI 54971III

Coach: Julie Johnson, Dakota St. 88

2005-06 RESULTS (15-9)

69 Benedictine (Ill.) †	65
81 Aurora †	57
61 Concordia (Wis.)	65
59 Wis.-Oshkosh •	69
66 Monmouth (Ill.)	56
76 Grinnell	61
80 Finlandia •	57
47 Johns Hopkins †	61
59 Ill. Wesleyan †	62
65 Lawrence	61
53 St. Norbert •	56
90 Lake Forest •	75
85 Knox •	52
83 Beloit •	70
61 Carroll (Wis.)	66
66 Illinois Col.	61
47 Lake Forest	33
71 Lawrence •	76
77 Grinnell •	60
75 Monmouth (Ill.) •	58
55 St. Norbert	68
62 Carroll (Wis.) •	59
72 Beloit	54
65 Carroll (Wis.)	68

Nickname: Red Hawks
 Colors: Red & White
 Arena: Storzer Center
 Capacity: 2,500; Year Built: 1967
 AD: Robert G. Gillespie
 SID: Patricia A. Malizia

RIVIER

Nashua, NH 03060-5086III

Coach: Kelly O'Connell, Elms 1995

2005-06 RESULTS (3-20)

49 Johnson St. •	66
74 Bard •	76
47 New England Col. •	83
58 Becker •	67
52 Colby •	77
50 Lyndon St. •	63
46 Me.-Fort Kent †	75
70 Regis (Mass.) •	59
53 Lesley	64
48 St. Joseph (Conn.) •	73
28 Emerson	55
53 Newbury •	51
50 Johnson & Wales (R.I.)	69
48 Emmanuel (Mass.)	83
50 Simmons •	67
52 Pine Manor •	61
46 Albertus Magnus	69
31 Norwich	74
50 MIT	73
39 Daniel Webster •	51
40 Western New Eng. •	74
58 Southern Vt. •	36
33 Suffolk	77

Nickname: Raiders
 Colors: Blue & Gray
 Arena: Muldoon Health Fitness Ct
 Capacity: 300; Year Built: 1984
 AD: Joanne Merrill
 SID: Joanne Merrill

ROANOKE

Salem, VA 24153III

Coach: Susan Dunagan, Radford 70

2005-06 RESULTS (13-13)

55 Delaware Valley †	67
63 Arcadia †	41
64 Ferrum	54
45 East. Mennonite •	52
46 Va. Wesleyan •	58
48 Randolph-Macon •	83
45 Bridgewater (Va.)	59
69 Averett •	53
76 Hollins	36
82 Emory & Henry	67
75 Wash. & Lee	58
65 Guilford •	44
72 Rand.-Macon Woman's •	55
78 Lynchburg	70
56 Randolph-Macon	66
67 Va. Wesleyan	69
46 East. Mennonite	55
70 Wash. & Lee •	78
51 Bridgewater (Va.) •	72
79 Lynchburg •	43
63 Rand.-Macon Woman's	46
76 Hollins •	32
58 Guilford	64
78 Emory & Henry •	84
66 Va. Wesleyan †	50
54 Bridgewater (Va.) †	69

Nickname: Maroons
 Colors: Maroon & Gray
 Arena: Bast Center
 Capacity: 2,000; Year Built: 1982
 AD: M. Scott Allison
 SID: Chris Cummings

ROBERT MORRIS

Moon Township, PA
 15108-1189I

Coach: Sal Buscaglia, Canisius 1976

2005-06 RESULTS (20-9)

68 Youngstown St. •	60
66 Loyola (Ill.) †	57
58 South Fla.	83
54 West Virginia	80
79 Norfolk St. •	69
36 Pittsburgh •	66
75 Wagner •	61
47 Duquesne	63
65 Cleveland St.	54
51 Xavier	93
64 Monmouth	60
79 St. Francis (Pa.) •	45
68 Long Island •	51
67 St. Francis (N.Y.) •	60
74 Wagner	58
59 Sacred Heart	78
68 Fairleigh Dickinson •	65
67 Monmouth •	61
70 St. Francis (N.Y.)	56
49 Mt. St. Mary's	62
74 Central Conn. St. •	40
75 Quinnipiac •	70
71 St. Francis (Pa.)	54
77 Fairleigh Dickinson	76
59 Long Island	51
76 Mt. St. Mary's •	58
46 Quinnipiac	53
65 Mt. St. Mary's •	56
46 Quinnipiac	58

Nickname: Colonials
 Colors: Blue & White with Red
 Arena: Charles L. Sewall Center
 Capacity: 3,056; Year Built: 1985
 AD: Craig Coleman
 SID: Morgan Hawley

ROCHESTER

Rochester, NY 14627-0296III

Coach: Jim Scheible, Clarkson 88

2005-06 RESULTS (20-8)

61 St. Lawrence •	47
39 Baldwin-Wallace •	53
74 Ithaca •	55
87 Hartwick	50
91 Elmira •	48
59 Carnegie Mellon •	46
74 William Smith	63
58 Union (N.Y.)	60
79 Rochester Inst.	47
57 New York U.	46
56 Brandeis	60
81 Keuka †	46
78 Geneseo St. •	35
75 St. John Fisher •	58
70 Emory •	47
73 Case Reserve •	55
49 Washington-St. Louis	73
66 Chicago	57
68 Chicago •	59
62 Washington-St. Louis •	66
51 Brandeis •	63
75 New York U. •	69
55 Case Reserve	66
62 Emory	50
66 Carnegie Mellon	41
83 Cortland St. •	65
57 Medaille •	44
63 Scranton	66

Nickname: Yellowjackets
 Colors: Yellow & Blue
 Arena: Louis Alexander Palestra
 Capacity: 1,889; Year Built: 1930
 AD: George VanderZwaag
 SID: Dennis O'Donnell

ROCHESTER INST.

Rochester, NY 14623-5603III

Coach: Deborah Buff, Cortland St.

2005-06 RESULTS (6-18)

56 Hilbert •	47
42 Clarkson	51
65 D'Youville •	50
56 Fredonia St.	75
49 Beloit †	61
45 Wis. Lutheran †	63
47 Rochester •	79
55 Ithaca	60
65 Elmira	70
53 Roberts Wesleyan †	74
42 Brockport St. †	62
59 Nazareth †	44
45 St. John Fisher	62
71 Alfred	66
61 Nazareth •	68
56 Hartwick •	71
53 Utica •	47
48 Elmira •	70
58 Ithaca •	60
52 Nazareth	55
44 Utica	65
56 Hartwick	70
56 Alfred •	43
51 St. John Fisher •	69

Nickname: Tigers
 Colors: Burnt Umber, Orange & White
 Arena: Clark Memorial Gymnasium
 Capacity: 2,200; Year Built: 1968
 AD: Louis W. Spiotti Jr.
 SID: Steve Jaynes

ROCKFORD

Rockford, IL 61108-2393III

Coach: Bob Amsberry,
 Buena Vista 1990

2005-06 RESULTS (21-7)

80 Milwaukee Engr. •	66
65 Wis.-La Crosse •	68
58 Lakeland	49
75 Knox	56
70 Monmouth (Ill.)	67
82 Beloit •	73
78 Dubuque •	55
84 Greenville •	65
81 Milwaukee Engr. •	46
79 Occidental	69
63 Whittier	52
63 Northland •	50
48 Wis.-Whitewater •	52
47 Elmhurst	56
63 Marian (Wis.)	50
68 Aurora •	56
77 Concordia (Ill.)	64
68 Benedictine (Ill.)	65
55 Eureka •	46
63 Clarke •	56
67 Aurora	75
74 Concordia (Ill.) •	66
67 Benedictine (Ill.) •	77
67 Eureka	61
70 Clarke	83
64 Aurora •	54
63 Concordia (Ill.) •	37
50 Wheaton (Ill.)	66

Nickname: Regents
 Colors: Purple, White
 Arena: Seaver Center
 Capacity: 1,100; Year Built: 1964
 AD: Hank Espensen
 SID: Andrew McGlothlen

ROCKHURST

Kansas City, MO 64110-2561 ...II

Coach: Rebecca Morrissey, St. Mary-
 Plains 1983

2005-06 RESULTS (4-23)

67 Neb.-Omaha	64
67 Cal St. Stanislaus	73
69 Dominican (Cal.) †	59
56 Pittsburg St.	76
57 Northern Ky.	70
60 Bellarmine	94
66 SIU Edwardsville •	63
59 Quincy •	70
41 Regis (Colo.)	68
68 Spring Hill †	55
49 Drury •	109
66 St. Joseph's (Ind.)	77
42 Indianapolis	66
60 Ky. Wesleyan •	68
63 Southern Ind. •	77
77 Fort Hays St.	79
61 Mo.-St. Louis	90
51 Mo.-Rolla	72
69 Lewis •	72
42 Wis.-Parkside •	55
52 Drury	92
78 Upper Iowa •	90
74 Southern Ind.	82
56 Mo.-St. Louis •	64
62 Mo.-Rolla •	74
63 SIU Edwardsville	75
60 Quincy	87

Nickname: Hawks
 Colors: Blue & White
 Arena: Mason-Halpin Field House
 Capacity: 1,500; Year Built: 1938
 AD: Frank Diskin
 SID: John Dodderidge

ROGER WILLIAMS

Bristol, RI 02809III

Coach: Rachel Madsen,
 Castleton St. 1992

2005-06 RESULTS (8-18)

57 Plymouth St.	64
76 Mount Ida †	46
56 Connecticut Col.	60
55 Rhode Island Col. •	63
70 Anna Maria •	56
43 Simmons •	57
53 Johnson & Wales (R.I.)	66
38 Eastern Conn. St. •	74
50 New England •	53
48 Nichols	66
59 Anna Maria	47
58 Regis (Mass.) •	42
68 Curry	58
47 Salve Regina •	63
54 Gordon	64
69 Eastern Nazarene	49
54 Regis (Mass.)	61
42 Colby-Sawyer	69
51 Nichols •	66
49 Eastern Nazarene •	37
68 Wentworth Inst. •	72
61 New England Col. •	49
41 Salve Regina	54
52 Curry •	54
47 Endicott	60
47 Colby-Sawyer	64

Nickname: Hawks
 Colors: Blue & Gold
 Arena: Student Recreation Center
 Capacity: 1,200; Year Built: 2003
 AD: George Kolb
 SID: Dave Kemmy

ROLLINS

Winter Park, FL 32789II

Coach: Glenn Wilkes Jr., Stetson 1981

2005-06 RESULTS (28-2)

96 P.R.-Mayaguez •	49
75 Bentley †	58
73 Bellarmine	69
69 P.R.-Rio Piedras •	37
65 P.R.-Mayaguez †	38
101 P.R.-Rio Piedras †	45
67 Flagler •	33
74 Florida Tech	54
71 GC&SU	62
81 St. Leo •	64
64 Eckerd •	50
67 Fla. Southern	49
80 Lynn •	50
71 Tampa	58
76 Barry	60
69 Palm Beach Atl.	42
47 Nova Southeastern •	23
64 Florida Tech •	30
56 St. Leo	46
75 Eckerd	73
59 Palm Beach Atl. •	39
72 Lynn	60
63 Tampa •	46
46 Barry •	33
59 Fla. Southern •	42
52 Nova Southeastern	47
55 Fla. Southern †	28
62 Nova Southeastern †	47
47 Tampa †	56
46 Fla. Gulf Coast †	48

Nickname: Tars
 Colors: Blue & Gold
 Arena: Alford Sports Center
 Capacity: 2,500; Year Built: 2000
 AD: Pennie Parker
 SID: Nate Weyant

ROSE-HULMAN

Terre Haute, IN 47803III

Coach: Tony Hill, Indiana 1991

2005-06 RESULTS (13-12)

75 Franklin †	87
69 Hanover	71
58 Anderson (Ind.)	65
82 WPI †	72
69 Cal Maritime †	37
78 Rhodes	79
78 Hendrix	87
78 St. Mary-Woods •	48
85 Mt. St. Joseph	66
68 Earlham •	56
68 Marian (Ind.) •	67
89 Webster •	72
64 DePauw •	87
60 Sewanee •	56
62 Centre •	68
58 Oglethorpe	90
69 Millsaps	57
53 Trinity (Tex.) •	51
53 Southwestern (Tex.) •	36
56 Rhodes •	58
78 Hendrix •	68
72 Sewanee	78
67 Centre	53
61 DePauw	72
64 Oglethorpe †	84

Nickname: Fightin' Engineers
 Colors: Old Rose & White
 Arena: Hulbert Arena
 Capacity: 2,000; Year Built: 1997
 AD: Jeffrey Jenkins
 SID: Kevin Lanke

ROSEMONT

Rosemont, PA 19010-1699III

Coach: Andrew McGovern, St. Joseph's
 1971

2005-06 RESULTS (10-11)

70 Phila. Bible	57
68 Lebanon Valley	66
60 Eastern •	42
64 Marywood •	60
56 Widener •	63
52 Arcadia	51
65 Wesley •	72
27 Cabrini	61
60 Lancaster Bible •	42
63 Neumann •	64
58 Wesley	67
63 Alvernia •	69
52 Immaculata •	64
52 Cabrini •	61
61 Cedar Crest •	38
56 St. Elizabeth	34
55 Gwynedd-Mercy	81
67 Neumann	69
62 Eastern	52
43 Misericordia	48
72 Immaculata •	57

Nickname: Ramblers
 Colors: Maroon & Grey
 Arena: Alumnae Hall
 Capacity: 500; Year Built: 1961
 AD: Lynn Rothenhoefer
 SID: Jami Hughes

ROWAN

Glassboro, NJ 08028-1701III

Coach: Gabrielle Lisella,
 East Stroudsburg 1985

2005-06 RESULTS (6-19)

77 Eastern •	59
72 Neumann •	78
52 TCNJ	78
67 Rutgers-Camden •	56
69 New Jersey City •	73
66 Lebanon Valley	85
62 Kean	93
52 Montclair St.	72
71 Widener •	68
58 Wm. Paterson •	68
61 York (Pa.) •	75
49 Richard Stockton	64
66 Ramapo •	51
48 Marymount (Va.) •	61
46 Rutgers-Newark	50
57 Montclair St. •	63
60 Rutgers-Camden	71
57 New Jersey City	53
66 Salisbury	95
61 Kean •	58
51 Wm. Paterson	74
30 TCNJ •	61
60 Ramapo	65
47 Richard Stockton •	70
53 Rutgers-Newark •	70

Nickname: Profs
 Colors: Brown & Gold
 Arena: Esby Gym
 Capacity: 1,500; Year Built: 1963
 AD: Joy L. Solomen
 SID: Sheila Stevenson

RUSSELL SAGE

Troy, NY 12180III

Coach: Jackie Luszczyk, Oswego St.
 2004

2005-06 RESULTS (3-22)

50 Wentworth Inst. †	75
----------------------	----

53 Me-Fort Kent †	63
37 Skidmore	51
63 Southern Vt.	32
54 Johnson & Wales (R.I.)	58
36 Connecticut Col.	50
44 Rensselaer	69
35 Carroll (Wis.) †	78
50 Nichols †	62
65 Notre Dame (Md.)	43
44 Clarkson	55
47 Vassar	71
63 Western Conn. St.	77
44 Mass. Liberal Arts	61
31 Utica	59
40 Western New Eng.	58
54 Manhattanville	71
60 Albany Pharmacy †	72
54 Cazenovia	41
42 Hartwick	80
27 New Paltz St.	48
51 Utica/Rome	64
38 Amherst	64
49 D'Youville	53
57 Mitchell	68

Nickname: Gators
 Colors: Sage Green & White
 Arena: Robison Center
 Capacity: 500; Year Built: 1983
 AD: Dani Drews
 SID: Jackie Luszczyk

RUST

Holly Springs, MS 38635III

Coach: Jackie Luszczyk,
 Oswego St. 2004

2005-06 RESULTS (5-12)

55 Millsaps †	46
53 Judson (Ala.)	48
51 Tougaloo	78
56 Millsaps	62
51 Rhodes	76
46 Hendrix	72
79 Blue Mountain	61
65 Millsaps	70
67 Hendrix	87
63 Tougaloo	70
64 Fisk	46
63 Dallas	60
53 Rhodes	83
51 Philander Smith	61
71 LaGrange	80
81 Ark. Baptist	106
71 Dallas	87
Ark. Baptist	
Blue Mountain	
LeMoyné-Owen	
Philander Smith	
Oakwood	
Fisk	
Oakwood	

Nickname: Lady Bearcats
 Colors: Blue & White
 Arena: W. A. McMillan Center
 Capacity: 2,000; Year Built: 1971
 AD: Ishmell H. Edwards
 SID: To be named

RUTGERS

New Brunswick, NJ 08903I

Coach: Vivian Stringer,
 Slippery Rock 1971

2005-06 RESULTS (27-5)

66 North Fla. †	36
66 North Carolina St. †	56
73 Bethune-Cookman	48
76 San Jose St. †	64
57 Iowa	51
58 Providence	45

77 Old Dominion	41
65 Princeton	56
57 Mississippi	67
63 Texas	49
64 Cincinnati	51
71 Michigan St.	73
66 South Fla.	65
63 Seton Hall	41
47 Temple	48
80 Louisville	55
69 Notre Dame	43
65 Georgetown	51
61 St. John's (N.Y.)	51
67 DePaul	57
60 Connecticut	56
54 West Virginia	41
62 Villanova	56
60 Syracuse	43
71 Marquette	50
65 Pittsburgh	50
48 Connecticut	42
60 Villanova †	37
40 West Virginia †	56
63 Dartmouth †	58
82 TCU †	48
69 Tennessee †	76

Nickname: Scarlet Knights
 Colors: Scarlet
 Arena: Louis Brown Athletic Center
 Capacity: 8,000; Year Built: 1978
 AD: Robert E. Mulcahy/Kevin MacConnell
 SID: Heather Brocius

RUTGERS-CAMDEN

Camden, NJ 08102III

Coach: Dale Hodges, St. Joseph's 1990

2005-06 RESULTS (6-19)

58 Frostburg St.	73
61 Lincoln (Pa.) †	52
67 Richard Stockton	73
99 Valley Forge Chrst.	27
56 Rowan	67
63 Ramapo	80
77 St. Mary's (Md.)	59
56 TCNJ	80
51 Rutgers-Newark	57
50 Concordia-Austin †	52
58 Juniata †	51
58 Goucher	65
40 Montclair St.	63
56 New Jersey City	65
63 Kean	72
53 Wm. Paterson	59
47 Rutgers-Newark	59
71 Rowan	60
40 Ramapo	66
50 TCNJ	79
53 Montclair St.	73
28 Richard Stockton	58
54 Kean	74
64 New Jersey City	51
50 Wm. Paterson	67

Nickname: Scarlet Raptors
 Colors: Scarlet & Silver
 Arena: Rutgers Camden Gymnasium
 Capacity: 2,100; Year Built: 1973
 AD: Jeffrey L. Dean
 SID: Mike Ballard

RUTGERS-NEWARK

Newark, NJ 07102III

Coach: Kevin Morris, Scranton 1986

2005-06 RESULTS (15-12)

62 Western Conn. St. †	60
51 Vassar †	53
62 Ramapo	58
65 New Jersey City	51

49 Montclair St.	54
35 Wm. Paterson	65
57 Rutgers-Camden	51
82 Lehman	68
81 York (N.Y.)	33
55 Richard Stockton	66
67 Merchant Marine	57
70 City Tech	36
60 Kean	54
51 TCNJ	52
50 Rowan	46
59 Rutgers-Camden	47
40 Hunter	48
51 New Jersey City	48
43 Montclair St.	62
48 Wm. Paterson	46
38 Richard Stockton	58
69 Ramapo	51
47 TCNJ	59
60 Kean	71
70 Rowan	53
54 TCNJ	68
55 Farmingdale	65

Nickname: Scarlet Raiders
 Colors: Scarlet & Black
 Arena: The Golden Dome
 Capacity: 2,000; Year Built: 1977
 AD: Mark Griffin
 SID: John Stallings

SACRAMENTO ST.

Sacramento, CA 95819-6099I

Coach: Dan Muscatell,
 Western Wash. 1983

2005-06 RESULTS (9-17)

35 Wyoming	47
52 Boise St.	80
68 Southern Utah	67
53 Texas Tech	63
73 Gonzaga	54
78 UC Davis	65
52 Nevada	63
71 Wolfford	57
76 Pacific	66
58 New Mexico St.	75
51 St. Mary's (Cal.)	52
42 George Washington	63
76 Idaho St.	79
55 Weber St.	57
66 Montana St.	57
59 Montana	78
54 Northern Ariz.	68
69 Eastern Wash.	61
70 Portland St.	65
55 Weber St.	59
60 Idaho St.	75
45 Montana	79
80 Montana St.	86
61 Northern Ariz.	59
60 Portland St.	72
58 Eastern Wash.	79

Nickname: Hornets
 Colors: Green & Gold
 Arena: Hornets Nest
 Capacity: 1,400; Year Built: 1947
 AD: Terry L. Wanless
 SID: Andria Wenzel

SACRED HEART

Fairfield, CT 06825-1000I

Coach: Ed Swanson, Sacred Heart 1989

2005-06 RESULTS (26-5)

65 Providence	49
50 Hofstra	83
84 Syracuse	57
74 Yale	51
69 St. Francis (N.Y.)	51
89 St. Francis (Pa.)	52

79 Iona	78
40 Ohio St.	84
83 Rider	49
82 St. Peter's	54
65 Central Conn. St.	40
85 Wagner	48
96 Columbia	65
67 Wagner	56
91 Mt. St. Mary's	64
64 St. Francis (Pa.)	51
78 Robert Morris	59
76 Fairleigh Dickinson	55
63 Long Island	68
46 Quinnipiac	68
59 Long Island	43
63 St. Francis (N.Y.)	62
83 Mt. St. Mary's	68
65 Central Conn. St.	47
84 Fairleigh Dickinson	44
87 Quinnipiac	64
64 Monmouth	63
83 Fairleigh Dickinson	55
64 Long Island	50
69 Quinnipiac	65
54 Maryland †	95

Nickname: Pioneers
 Colors: Red & White
 Arena: William H. Pitt Center
 Capacity: 2,100; Year Built: 1997
 AD: C. Donald Cook
 SID: Gene Gumbs

SAGINAW VALLEY

University Center, MI
 48710-0001II

Coach: Vonnie Killmer, Michigan 1988

2005-06 RESULTS (8-19)

79 Davenport	58
58 Mo.-St. Louis	65
63 SIU Edwardsville	71
56 Hillsdale	74
47 Grand Valley St.	82
76 Ferris St.	67
46 Northern Mich.	70
43 Michigan Tech	51
86 Bryant	87
63 Stonehill	84
58 Mass.-Lowell	70
74 Ky. Wesleyan	61
82 Indianapolis	59
59 North Dakota	82
63 Gannon	85
83 Mercyhurst	67
72 Findlay	64
68 Ashland	71
61 Michigan Tech	57
76 Northern Mich.	77
73 Ferris St.	76
73 Lake Superior St.	78
68 Northwood	62
69 Lake Superior St.	76
61 Wayne St. (Mich.)	74
58 Grand Valley St.	66
64 Northwood	69

Nickname: Cardinals
 Colors: Red, White & Blue
 Arena: James E. O'Neill Jr Arena
 Capacity: 4,000; Year Built: 1989
 AD: George W. Eastland Jr.
 SID: Ryan Thompson

ST. ANDREWS

Laurinburg, NC 28352-5598III

Coach: David Johnson, Benedict 1997

2005-06 RESULTS (12-16)

66 Carson-Newman	76
75 Mars Hill †	98
61 St. Augustine's	79

60 Belmont Abbey.....	73
68 Erskine.....	56
64 Mount Olive.....	78
68 UNC Pembroke.....	59
79 Lees-McRae.....	77
91 Limestone.....	79
47 Barton.....	76
65 Anderson (S.C.).....	82
66 Coker.....	65
66 Allen.....	36
65 Pfeiffer.....	67
75 Queens (N.C.).....	65
78 Belmont Abbey.....	75
76 Mount Olive.....	74
56 Barton.....	83
55 Erskine.....	75
72 Coker.....	68
71 Converse.....	69
56 Lees-McRae.....	74
66 Pfeiffer.....	89
78 Anderson (S.C.).....	87
73 Limestone.....	81
84 Queens (N.C.).....	98
71 Queens (N.C.).....	60
65 Barton.....	89

Nickname: Knights
 Colors: Royal Blue & White
 Arena: Harris Court
 Capacity: 1,400; Year Built: 1967
 AD: Howard Reichner
 SID: Kevin Buczek

ST. ANSELM

Manchester, NH 03102-1310 ...II

Coach: Monica McCarthy-Galamaga,
 St. Anselm 1991

2005-06 RESULTS (7-20)

63 Franklin Pierce.....	65
65 Phila. Sciences ↑.....	64
76 Queens (N.Y.) ↑.....	47
53 Le Moyne.....	67
56 Merrimack.....	59
49 Stonehill.....	62
52 Bentley.....	62
65 St. Michael's.....	72
53 Southern Conn. St. •.....	56
75 Bridgeport.....	77
72 Molloy.....	58
78 NYIT.....	51
60 Southern N.H. •.....	65
48 Mass.-Lowell.....	57
48 Franklin Pierce.....	56
64 Merrimack.....	57
63 Stonehill.....	69
51 Bentley.....	63
66 Southern N.H.....	68
45 Mass.-Lowell.....	48
47 St. Michael's.....	54
59 Le Moyne.....	55
56 American Int'l.....	71
57 Bryant.....	68
59 Assumption.....	65
74 St. Rose.....	65
54 Pace.....	73

Nickname: Hawks
 Colors: Blue & White
 Arena: Stoutenburg Gym
 Capacity: 1,600; Year Built: 1961
 AD: Edward Cannon
 SID: Kurt K. Svoboda

ST. AUGUSTINE'S

Raleigh, NC 27610-2298II

Coach: Antonio Davis, Livingstone 1988

2005-06 RESULTS (17-12)

80 Chowan.....	41
69 Lenoir-Rhyne ↑.....	67
70 Catawba.....	66

79 St. Andrews.....	61
51 Bowie St. •.....	46
60 Chowan.....	58
71 Columbia Union.....	59
63 St. Paul's.....	39
59 Catawba.....	61
50 Wingate ↑.....	68
41 Winston-Salem.....	60
45 N.C. Central.....	40
73 Elizabeth City St. •.....	88
89 Fayetteville.....	98
56 Shaw.....	64
43 Johnson C. Smith.....	69
67 Livingstone.....	45
54 N.C. Central.....	64
64 Virginia St.....	62
76 Virginia Union.....	82
72 Winston-Salem.....	65
86 Fayetteville St. •.....	74
58 Johnson C. Smith.....	86
65 Livingstone.....	77
107 Allen.....	54
86 Morris.....	60
69 Virginia St. ↑.....	44
49 Shaw ↑.....	67

Nickname: Lady Falcons
 Colors: Brown & White
 Arena: Emery Gymnasium
 Capacity: 750; Year Built: 1962
 AD: George Williams
 SID: Anthony Jeffries

ST. BENEDICT

St. Joseph, MN 56374III

Coach: Michael Durbin, Kent St. 1981

2005-06 RESULTS (21-6)

74 Ohio Northern ↑.....	75
84 Loras ↑.....	58
77 Concordia-M'head.....	46
67 St. Olaf.....	38
57 Carleton.....	58
80 Bethel (Minn.).....	70
73 Minn.-Morris.....	56
79 Jamestown.....	54
74 St. Catherine.....	66
75 St. Thomas (Minn.).....	55
63 St. Mary's (Minn.).....	33
80 Hamline.....	67
82 Augsburg.....	53
70 Gust. Adolphus.....	71
69 Concordia-M'head.....	78
79 St. Olaf.....	50
80 Carleton.....	65
91 Bethel (Minn.).....	88
89 St. Catherine.....	56
79 St. Thomas (Minn.).....	73
54 St. Mary's (Minn.).....	44
70 Macalester.....	31
83 Hamline.....	80
71 Augsburg.....	57
70 Gust. Adolphus.....	60
73 Carleton.....	74
70 Simpson.....	73

Nickname: Blazers
 Colors: Red & White
 Arena: Claire Lynch Hall
 Capacity: 1,000; Year Built: 1985
 AD: Carol Howe-Veenstra
 SID: Mike Durbin

ST. BONAVENTURE

St. Bonaventure, NY 14778I

Coach: Jim Crowley, Keuka 1993

2005-06 RESULTS (9-18)

62 Cornell ↑.....	52
59 Albany (N.Y.) ↑.....	49
59 St. Francis (Pa.).....	45
58 Cleveland St. •.....	49

70 Niagara.....	64
59 Kent St. •.....	81
67 Canisius.....	77
57 Navy.....	48
60 Michigan.....	68
47 Siena.....	72
55 Pittsburgh.....	68
40 Fordham.....	56
43 St. Joseph's.....	59
68 Massachusetts.....	62
66 La Salle.....	86
65 Temple.....	74
51 Fordham.....	65
67 Xavier.....	76
71 St. Louis.....	59
48 Duquesne.....	53
63 Dayton.....	66
39 Charlotte.....	73
41 George Washington.....	62
60 Rhode Island.....	67
55 Massachusetts.....	66
75 Richmond.....	72
49 Duquesne.....	66

Nickname: Bonnies
 Colors: Brown & White
 Arena: Reilly Center
 Capacity: 5,780; Year Built: 1966
 AD: Ronald E. Zwierlein
 SID: Steve Mest

ST. CATHERINE

St. Paul, MN 55105III

Coach: Tim Kjar, Neb.-Kearney 95

2005-06 RESULTS (9-16)

70 Northland.....	65
53 Wis.-Superior.....	65
64 St. Mary's (Minn.).....	47
63 Bethel (Minn.).....	70
68 Gust. Adolphus.....	72
75 Hamline.....	72
69 Minn.-Morris.....	74
54 Chicago.....	67
85 Macalester.....	35
66 St. Benedict.....	74
91 Augsburg.....	80
53 Concordia-M'head.....	67
63 Carleton.....	60
54 St. Olaf.....	57
51 St. Thomas (Minn.).....	69
61 St. Mary's (Minn.).....	54
50 Bethel (Minn.).....	87
49 Gust. Adolphus.....	81
57 Hamline.....	47
56 St. Benedict.....	89
65 Augsburg.....	57
58 Concordia-M'head.....	74
52 Carleton.....	66
50 St. Olaf.....	60
58 St. Thomas (Minn.).....	63

Nickname: Wildcats
 Colors: Purple & Gold
 Arena: Butler Center
 Capacity: 500; Year Built: 1994
 AD: Eric Stacey
 SID: Eric Stacey

ST. CLOUD ST.

St. Cloud, MN 56301-4498II

Coach: Lori Ulferts, North Dakota 1983

2005-06 RESULTS (29-5)

110 Minn.-Crookston ↑.....	77
92 Wis.-Stout ↑.....	75
118 North Central (Minn. •.....	25
75 Northern Mich. ↑.....	65
91 Pt. Loma Nazarene ↑.....	70
99 Waldorf.....	42
77 Southwest Minn. St.....	49
89 Upper Iowa.....	41

85 St. Thomas (Minn.).....	53
86 Concordia-St. Paul.....	70
91 Minn.-Crookston.....	74
72 Minn. St. Moorhead.....	64
81 Bemidji St.....	62
91 Minn.-Crookston.....	59
92 Minn. Duluth.....	83
82 Minn. St. Mankato.....	68
96 Augustana (S.D.).....	81
58 North Dakota.....	66
85 Neb.-Omaha.....	60
72 Minn. Duluth.....	54
63 North Dakota.....	74
77 Minn. St. Mankato.....	65
78 Neb.-Omaha.....	53
72 South Dakota.....	50
71 Augustana (S.D.).....	75
83 Upper Iowa.....	46
74 South Dakota.....	63
86 Minn. St. Mankato.....	74
77 Augustana (S.D.) ↑.....	80
82 Augustana (S.D.) ↑.....	69
96 Concordia-St. Paul ↑.....	89
75 North Dakota.....	69
78 Shaw ↑.....	71
58 American Int'l ↑.....	70

Nickname: Huskies
 Colors: Cardinal Red & Black
 Arena: Halenbeck Hall
 Capacity: 6,900; Year Built: 1965
 AD: Morris Kurtz
 SID: Anne Abicht

ST. EDWARD'S

Austin, TX 78704II

Coach: Jennifer White,
 Louisiana Tech 1983

2005-06 RESULTS (15-12)

66 Angelo St. •.....	68
72 Southeastern Okla. •.....	67
66 Abilene Christian.....	54
51 Ouachita Baptist.....	64
63 Harding ↑.....	73
57 Angelo St.....	68
60 Eastern N.M.....	52
63 Tarleton St. •.....	69
40 Cameron ↑.....	50
44 Emporia St. ↑.....	74
72 Tarleton St.....	78
58 St. Mary's (Tex.).....	65
70 Okla. Panhandle.....	60
62 Western N.M.....	46
67 Western N.M.....	33
68 Incarnate Word.....	64
61 Lincoln (Mo.).....	45
64 Mont. St.-Billings.....	78
91 Texas A&M Int'l.....	74
80 Lincoln (Mo.).....	56
73 Mont. St.-Billings.....	72
62 Mont. St.-Billings.....	52
64 Okla. Panhandle.....	62
81 Western N.M.....	78
70 Incarnate Word.....	55
56 St. Mary's (Tex.).....	68
59 St. Mary's (Tex.).....	63

Nickname: Hilltoppers
 Colors: Navy & White
 Arena: Rec & Convocation Center
 Capacity: 2,500; Year Built: 1986
 AD: Debora Taylor
 SID: Naveen Boppna

ST. ELIZABETH

Morristown, NJ 07960-6989III

Coach: Bill Erickson, Seton Hall 1970

2005-06 RESULTS (5-18)

28 Ramapo.....	96
64 Brooklyn ↑.....	70

78	Yeshiva	49
66	Centenary (N.J.)	105
45	St. Joseph's (L.I.)	76
56	Brooklyn	74
58	Wilson	70
45	Merchant Marine	91
32	FDU-Florham	96
21	Lincoln (Pa.) †	74
40	St. Joseph's (L.I.)	72
34	Stevens Institute	76
47	Briarcliffe	66
50	Polytechnic (N.Y.)	45
71	Marymount (N.Y.)	66
39	Mt. St. Vincent	72
66	New Rochelle	59
34	Rosemont	56
46	City Tech	54
60	St. Joseph's (Brkln) †	87
37	Cedar Crest	70
76	Yeshiva	64
54	Mt. St. Vincent †	89

Nickname: Eagles
 Colors: Blue & Gold
 Arena: St. Joseph's Hall
 Capacity: 400; Year Built: 1955
 AD: Lisa Goddard Root
 SID: Lisa Goddard Root

ST. FRANCIS (PA.)

Loretto, PA 15940-0600.....I

Coach: Jill Poe, West Virginia 1989

2005-06 RESULTS (4-24)

30	Oregon	80
52	Michigan †	80
39	Cincinnati	74
55	Bowling Green	77
45	St. Bonaventure	59
59	Toledo	83
57	Loyola (Md.)	69
52	Sacred Heart	89
61	DePaul	99
43	Penn St.	89
49	Louisville	90
49	Monmouth	51
85	Fairleigh Dickinson	83
45	Robert Morris	79
60	St. Francis (N.Y.)	56
50	Long Island	65
51	Sacred Heart	64
59	Wagner	53
62	Monmouth	72
65	Fairleigh Dickinson	75
60	Mt. St. Mary's	64
51	Quinnipiac	81
58	Central Conn. St.	62
54	Robert Morris	71
62	Long Island	79
58	St. Francis (N.Y.)	67
66	Central Conn. St.	82
82	Mt. St. Mary's	77

Nickname: Red Flash
 Colors: Red & White
 Arena: Maurice Stokes Center
 Capacity: 3,500; Year Built: 1972
 AD: Robert S. Krimmel
 SID: Jesse Hooker

ST. FRANCIS (N.Y.)

Brooklyn Heights, NY
 11201-4398.....I

Coach: Brenda Milano, Wagner 1995

2005-06 RESULTS (5-22)

57	Florida †	83
50	Seton Hall	68
51	Lafayette	56
48	Navy	52
55	Columbia	61
51	Sacred Heart	69

67	Monmouth	63
45	Towson	48
66	Md.-East. Shore	73
67	Northeastern	52
44	Providence	66
55	Wagner	63
70	Mt. St. Mary's	83
61	Central Conn. St.	52
56	St. Francis (Pa.)	60
60	Robert Morris	67
54	Fairleigh Dickinson	62
52	Long Island	64
54	Quinnipiac	61
56	Robert Morris	70
56	Central Conn. St.	58
50	Quinnipiac	59
62	Sacred Heart	63
71	Wagner	54
31	Long Island	70
67	St. Francis (Pa.)	58
46	Monmouth	58

Nickname: Terriers
 Colors: Red & Blue
 Arena: Pope Physical Ed. Center
 Capacity: 1,200; Year Built: 1971
 AD: Edward Aquilone
 SID: Gustavo Figueroa

ST. JOHN FISHER

Rochester, NY 14618.....III

Coach: Phillip Kahler, Dickinson 1959

2005-06 RESULTS (25-3)

76	York (N.Y.)	39
76	Fredonia St.	49
69	Buffalo St.	45
75	D'Youville	52
82	Pitt-Bradford	48
73	Brockport St.	67
55	Geneseo St.	49
79	Medaille	89
78	Utica	74
78	Hartwick	44
75	Brockport St. †	60
68	Roberts Wesleyan †	57
58	Rochester	75
62	Rochester Inst.	45
85	Nazareth	62
71	Alfred	34
62	Elmira	56
68	Ithaca	55
76	Hartwick	67
59	Utica	46
80	Alfred	67
71	Ithaca	64
76	Elmira	56
68	Nazareth	63
69	Rochester Inst.	51
78	Ithaca	53
87	Elmira †	59
62	William Smith †	69

Nickname: Cardinals
 Colors: Cardinal & Gold
 Arena: Manning-Napier Varsity Gym
 Capacity: 1,200; Year Built: 1963
 AD: Bob Ward
 SID: Norm Kieffer

ST. JOHN'S (N.Y.)

Queens, NY 11439.....I

Coach: Kim Barnes-Arico, Montclair St. 1993

2005-06 RESULTS (22-8)

64	Boston U.	53
74	Army	55
72	Monmouth	49
67	Niagara	43
84	Fairleigh Dickinson	65
69	Wake Forest †	38

95	Northwestern	53
57	Marquette	60
71	Hofstra	65
79	Stony Brook	60
57	Duke †	105
87	Montana St. †	71
66	Notre Dame	63
74	Georgetown	54
72	Pittsburgh	55
53	Connecticut	70
88	Cincinnati	80
65	Villanova	55
72	Providence	50
74	West Virginia	69
51	Rutgers	61
78	South Fla.	71
59	Marquette	74
79	Louisville	63
67	DePaul	70
72	Syracuse	53
85	Seton Hall	54
49	West Virginia †	55
78	California †	68
74	Maryland †	81

Nickname: Red Storm
 Colors: Red & White
 Arena: Alumni Hall
 Capacity: 6,008; Year Built: 1961
 AD: Chris Monasch
 SID: Amy Mulligan

ST. JOSEPH (CONN.)

West Hartford, CT 06117-2791...III

Coach: Kim Barnes-Arico, Montclair St. 1993

2005-06 RESULTS (13-14)

69	New England	89
76	Merchant Marine	68
94	Bay Path	28
34	Wesleyan (Conn.)	73
49	Swarthmore †	77
49	Vassar †	58
54	Bryn Mawr †	47
68	Mitchell	76
53	Stevens Institute	65
59	Trinity (Conn.)	53
73	Rivier	48
53	Connecticut Col.	64
83	Southern Vt.	58
58	Johnson & Wales (R.I.)	36
64	Albertus Magnus	71
61	Coast Guard	66
59	Newbury	47
65	Daniel Webster	43
44	Norwich	50
65	Pine Manor	60
51	Emerson	49
42	Western New Eng.	56
57	Suffolk	56
39	Emmanuel (Mass.)	65
56	Simmons	63
66	Johnson & Wales (R.I.)	53
51	Emmanuel (Mass.)	77

Nickname:
 Colors:
 Arena: O'Connell Center
 Capacity: 500; Year Built: 1993
 AD: William E. Cardarelli
 SID: Chris Le Gates

ST. JOSEPH'S (IND.)

Rensselaer, IN 47978.....III

Coach: Amy Siegel, Bellarmine 1998

2005-06 RESULTS (14-13)

65	Gannon	62
84	Ashland	75
91	Earlham	50
71	Bellarmine	87

98	Indiana Tech	84
65	Lewis	81
62	Wis.-Parkside	74
50	Northern Ky.	47
80	Robert Morris-Chi.	63
56	Central St. (Ohio)	54
76	Findlay	65
45	Hillsdale	76
65	SIU Edwardsville	60
63	Quincy	61
77	Rockhurst	66
67	Drury	77
52	Indianapolis	67
62	Ky. Wesleyan	70
83	Southern Ind.	90
74	Mo.-St. Louis	67
51	Mo.-Rolla	50
68	Bellarmine	74
51	Northern Ky.	76
71	Wis.-Parkside	82
69	Lewis	89
83	Indianapolis	75
64	Ky. Wesleyan	74

Nickname: Pumas
 Colors: Cardinal & Purple
 Arena: Richard Scharf Alum Fldhs
 Capacity: 2,000; Year Built: 1941
 AD: Bill Massoels
 SID: Clark Teuscher

ST. JOSEPH'S (L.I.)

Patchogue, NY 11772-2603.....III

Coach: Kris Davis, Brockport St. 1994

2005-06 RESULTS (11-15)

80	Mitchell †	60
46	Bridgewater St.	75
69	Lehman	57
76	St. Elizabeth	45
73	City Tech	42
59	Centenary (N.J.)	70
31	New York U.	67
51	John Jay	56
74	Yeshiva	48
74	CCNY	32
61	York (N.Y.)	50
60	Mt. St. Vincent	44
72	Purchase St.	51
48	Farmingdale	90
72	St. Elizabeth	40
47	Merchant Marine	56
43	Stevens Institute	60
56	Old Westbury	66
56	Manhattanville	70
59	Merchant Marine	72
66	Mt. St. Mary (N.Y.)	84
51	Old Westbury	77
70	Centenary (N.J.)	54
65	Farmingdale	72
34	Stevens Institute	61
48	Stevens Institute	68

Nickname: Golden Eagles
 Colors: Blue & Gold
 Arena: John A. Danzi Athletic Ct
 Capacity: 1,500; Year Built: 1997
 AD: Donald L. Lizak
 SID: Frank Flandina

ST. JOSEPH'S (ME.)

Standish, ME 04084-5263.....III

Coach: Deb Reardon, Assumption 1987

2005-06 RESULTS (10-16)

56	MIT	78
60	Gordon †	69
73	Mitchell	57
76	Lyndon St.	80
65	St. Joseph (Vt.)	42
40	Albany Pharmacy	62
40	Framingham St.	52

57 Me-Fort Kent †	55
59 Me-Presque Isle †	63
68 Thomas •	52
64 Me-Fort Kent †	44
52 Green Mountain †	42
39 Maine Maritime •	57
59 Lasell •	52
51 Mitchell	73
42 Me-Machias	50
44 Me-Fort Kent •	67
46 Me-Farmington	84
49 Colby •	54
40 New England •	66
25 Southern Me. •	75
62 Me-Fort Kent •	67
60 Me-Presque Isle •	64
55 Newbury •	45
64 St. Joseph's (Brkln) •	62
60 Me-Presque Isle •	39

Nickname: Monks
 Colors: Royal Blue & White
 Arena: Harold Alford Center
 Capacity: 1,320; Year Built: 1999
 AD: Brian Curtin
 SID: Deb Reardon

ST. JOSEPH'S

Philadelphia, PA 19131-1395I

Coach: Cindy Griffin, St. Joseph's 1991

2005-06 RESULTS (20-11)

58 Princeton •	46
54 North Carolina St. •	52
59 Bucknell	55
72 Seton Hall •	48
69 Houston †	45
78 Kansas St.	68
70 Penn	57
55 Villanova	64
59 Hartford	65
52 Iona •	50
48 Delaware	49
55 Duquesne •	47
59 St. Bonaventure	43
56 George Washington •	64
69 St. Louis •	50
45 Fordham	40
50 Charlotte	81
50 La Salle	65
65 Temple •	64
75 Rhode Island •	47
70 Fordham	57
53 Massachusetts	63
66 Dayton •	65
53 Temple	59
61 La Salle •	55
52 Xavier	63
76 Richmond	56
54 Fordham •	43
70 Xavier •	67
51 George Washington •	53
42 Virginia	48

Nickname: Hawks
 Colors: Crimson & Gray
 Arena: Alumni Memorial Fieldhouse
 Capacity: 3,200; Year Built: 1949
 AD: Don DiJulia
 SID: Jack Jumper

ST. LAWRENCE

Canton, NY 13617III

Coach: Jennifer Kroll, Northwestern 91

2005-06 RESULTS (19-8)

47 Rochester	61
71 Bethany (W.V.) †	72
68 Oswego St. •	60
71 Hartwick	60
71 Potsdam St. •	28
58 Ithaca	60

61 Alfred	49
61 Trinity (Tex.) †	78
60 Springfield	62
70 Fredonia St. •	65
68 Plattsburgh St.	34
59 Skidmore •	47
61 Union (N.Y.) •	47
52 Vassar	40
60 Rensselaer	51
53 Clarkson •	35
54 William Smith	62
70 Hamilton	57
84 Rensselaer •	72
71 Vassar •	33
67 Clarkson	36
55 Union (N.Y.)	61
69 Skidmore	43
68 Hamilton •	49
60 William Smith •	57
52 Union (N.Y.) †	47
38 William Smith	52

Nickname: Saints
 Colors: Scarlet & Brown
 Arena: Burkman Gymnasium
 Capacity: 1,500; Year Built: 1970
 AD: Margaret F. Strait
 SID: Lauren Zimmerman

ST. LEO

Saint Leo, FL 33574II

Coach: Chanita Olds, St. Leo 1999

2005-06 RESULTS (9-18)

118 P.R.-Cayey •	46
102 P.R.-Rio Piedras •	46
101 Palm Beach Atl. •	46
47 Montevallo	50
44 West Ga. †	59
47 Valdosta St.	75
52 Fla. Southern •	62
48 Valdosta St. •	67
47 St. Michael's •	55
52 Northern Mich.	75
57 Mars Hill †	87
64 Rollins	81
72 Barry •	63
59 Eckerd	53
46 Florida Tech	60
70 Nova Southeastern •	72
69 Lynn	67
62 Tampa •	71
63 Fla. Southern	60
46 Rollins •	56
52 Barry	58
50 Tampa	72
52 Florida Tech •	61
61 Nova Southeastern	68
68 Lynn •	55
83 Eckerd •	73
68 Nova Southeastern †	74

Nickname: Lions
 Colors: Forest Green & Gold
 Arena: Marion Bowman Center
 Capacity: 1,500; Year Built: 1970
 AD: Francis X. Reidy
 SID: Walt Riddle

ST. LOUIS

St. Louis, MO 63103I

Coach: Shimmy Gray, Michigan 1994

2005-06 RESULTS (7-20)

60 Weber St. •	70
65 Yale •	50
55 Miami (Ohio) •	62
71 Youngstown St.	80
40 Illinois †	75
44 Western Ill. •	57
59 Eastern Mich.	67
65 Bradley	77

63 Southern Ill. •	61
55 Central Mich.	65
75 Utah St. •	61
65 Richmond •	71
61 Xavier	77
73 Dayton	95
50 St. Joseph's	69
59 Duquesne •	54
57 Charlotte	86
66 Duquesne	67
59 St. Bonaventure	71
70 La Salle •	60
46 George Washington	84
43 Temple •	62
72 Rhode Island •	59
67 Dayton •	72
58 Charlotte	65
61 Massachusetts •	57
58 Fordham	70

Nickname: Billikens
 Colors: Blue & White
 Arena: Bauman-Eberhardt Center
 Capacity: 2,200; Year Built: 1920
 AD: Cheryl L. Levick
 SID: Doug McIlhagga

ST. MARTIN'S

Lacey, WA 98503II

Coach: Tim Healy, Washington St. 78

2005-06 RESULTS (9-18)

64 Regis (Colo.) •	77
65 Grand Canyon †	56
78 Northwest (Wash.) †	72
57 Idaho St.	92
78 Northwest (Wash.)	84
56 Mont. St.-Billings	99
87 Abilene Christian †	74
89 Cal St. Stanislaus •	83
65 Cal St. Chico •	106
41 Seattle	75
64 Seattle Pacific	75
57 Northwest Nazarene	86
59 Western Ore. •	52
84 Humboldt St. •	73
62 Alas. Anchorage	61
97 Alas. Fairbanks	85
71 Central Wash. •	75
59 Western Wash. •	81
67 Northwest Nazarene •	69
48 Seattle Pacific	76
58 Humboldt St.	71
65 Western Ore.	62
66 Alas. Fairbanks •	77
58 Alas. Anchorage •	65
52 Western Wash.	84
70 Central Wash.	90
57 Seattle •	75

Nickname: Saints
 Colors: Red & White
 Arena: Saint Martin's Pavilion
 Capacity: 4,700; Year Built: 1965
 AD: Robert (Bob) Grisham
 SID: Tiffany N. Darling

ST. MARY'S (CAL.)

Moraga, CA 94575I

Coach: Michelle Jacoby, Pacific 1989

2005-06 RESULTS (12-16)

53 Eastern Wash.	63
43 Washington St.	53
75 Princeton •	70
69 Butler •	59
61 UC Riverside	71
58 UC Santa Barb.	67
51 Southern Utah •	58
67 Oregon • Utah •	68
60 Bradley	55
60 Northwestern	77

75 UC Davis •	69
52 Ball St. •	63
52 Sacramento St. •	51
61 Portland	45
42 Gonzaga	56
74 San Francisco	46
62 Loyola Marymount •	68
58 Pepperdine •	54
68 San Diego	70
58 San Francisco	63
89 Portland •	70
58 Gonzaga	68
57 Santa Clara	69
62 Santa Clara •	64
63 San Diego •	58
64 Pepperdine	69
66 Loyola Marymount	58
58 Pepperdine †	70

Nickname: Gaels
 Colors: Navy Blue & Red
 Arena: McKeon Pavilion
 Capacity: 3,500; Year Built: 1978
 AD: Mark Orr
 SID: Rich Davi

ST. MARY'S (IND.)

Notre Dame, IN 46556-5001III

Coach: Steve Bender, Albion 1978

2005-06 RESULTS (11-15)

55 Albion	51
51 Hanover	68
65 Franklin †	61
69 Manchester	74
45 Carthage •	63
38 Hope •	77
49 North Park	55
67 Adrian •	50
74 Alma	68
52 Mt. Mercy †	66
72 Blackburn †	63
61 Augustana (Ill.) †	65
51 Tri-State	45
55 Olivet •	92
62 Calvin	67
46 Ind.-South Bend •	66
83 Kalamazoo	73
52 Adrian	53
57 Alma •	55
58 Tri-State •	57
74 Olivet	66
64 Calvin	76
57 Kalamazoo •	54
58 Albion	77
66 Hope	91
46 Alma •	49

Nickname: Belles
 Colors: Navy & White
 Arena: Angela Athletic Facility
 Capacity: 2,200; Year Built: 1977
 AD: Lynn Kachmarik
 SID: Stephen Hinkel

ST. MARY'S (MD.)

St. Mary's City, MD 20686III

Coach: Nan Hambrose, Rowan 94

2005-06 RESULTS (11-15)

61 New Jersey City •	64
50 Richard Stockton •	59
55 Villa Julie	43
71 McDaniel •	73
73 Marymount (Va.)	77
53 Mary Washington •	69
59 Rutgers-Camden	77
86 Neumann •	59
77 Mary Baldwin •	43
53 Shenandoah	50
56 Elizabethtown †	73
54 Virgin Islands	55

45 Catholic	60
70 York (Pa.)	83
72 Trinity (D.C.)	59
85 Gallaudet	58
75 Salisbury	63
78 Goucher	59
47 Mary Washington	90
59 Marymount (Va.)	61
70 Catholic	64
75 Gallaudet	62
74 York (Pa.)	76
70 Goucher	51
67 Salisbury	73
52 Marymount (Va.)	66

Nickname: Seahawks
 Colors: Navy Blue & Old Gold
 Arena: Athletics and Recreation Center
 Capacity: 1,200; Year Built: 2005
 AD: Scott Devine
 SID: Shawne McCoy

ST. MARY'S (MINN.)

Winona, MN 55987-1399III

Coach: Dan Messman,
 Wis.-La Crosse 1991

2005-06 RESULTS (10-15)

38 Wis.-La Crosse †	63
62 Milwaukee Engr. †	55
47 St. Catherine	64
65 Augsburg	57
47 Concordia-M'head	53
47 Martin Luther	46
74 Coe	56
75 Bethel (Minn.)	73
58 Gust. Adolphus	70
33 St. Benedict	63
49 Hamline	53
39 St. Thomas (Minn.)	51
40 Carleton	55
56 St. Olaf	46
54 St. Catherine	61
52 Augsburg	41
43 Macalester	37
41 Concordia-M'head	60
64 Bethel (Minn.)	62
37 Gust. Adolphus	72
44 St. Benedict	54
58 Hamline	81
61 St. Thomas (Minn.)	33
40 Carleton	68
53 St. Olaf	57

Nickname: Cardinals
 Colors: Red & White
 Arena: St. Mary's Fieldhouse
 Capacity: 2,400
 AD: Nikki Fennern
 SID: Donny Nadeau

ST. MARY'S (TEX.)

San Antonio, TX 78228-8572II

Coach: Paige Clawson, St. Mary's 93

2005-06 RESULTS (17-13)

64 Midwestern St.	69
49 Texas Woman's †	81
73 Lubbock Chrst.	87
69 Tex. A&M-Kingsville	76
83 Ferris St. †	80
89 Texas A&M Int'l	62
75 Pittsburg St. †	55
75 West Fla. †	67
68 Angelo St.	91
64 Southwest Baptist †	63
75 Central Okla. †	64
67 Southeastern Okla.	72
65 St. Edward's	58
76 Lincoln (Mo.)	46
57 Mont. St.-Billings	70

63 Incarnate Word	67
76 Western N.M.	60
66 Okla. Panhandle	74
85 Schreiner	50
73 Incarnate Word	69
83 Western N.M.	49
77 Western N.M.	81
77 Okla. Panhandle	62
57 Lincoln (Mo.)	41
72 Mont. St.-Billings	85
70 Mont. St.-Billings	77
68 St. Edward's	56
63 St. Edward's	59
69 Okla. Panhandle	64
58 Washburn	92

Nickname: Rattlers
 Colors: Blue & Gold
 Arena: Bill Greehey Arena
 Capacity: 3,500; Year Built: 2000
 AD: Charlie Migl
 SID: Nicole Chavez

ST. MICHAEL'S

Colchester, VT 05439II

Coach: Jen Niebling, Vermont 1993

2005-06 RESULTS (17-11)

67 Queens (N.Y.)	53
64 Phila. Sciences	51
66 Stonehill	75
61 Bentley	54
77 Merrimack	76
72 St. Anselm	65
73 Pace	63
55 St. Leo	47
66 Tampa	59
71 Le Moyne	48
68 Mass.-Lowell	58
57 Franklin Pierce	73
57 Southern N.H.	55
64 Stonehill	67
69 Bentley	60
68 Merrimack	57
66 Mass.-Lowell	76
59 Franklin Pierce	63
62 Southern N.H.	59
54 St. Anselm	47
84 Mercy	36
63 Le Moyne	66
63 Assumption	74
61 American Int'l	49
50 Bryant	64
34 Southern Conn. St.	50
70 St. Rose	74
54 Mass.-Lowell	67

Nickname: Purple Knights
 Colors: Purple & Gold
 Arena: Ross Sports Center
 Capacity: 2,500; Year Built: 1974
 AD: Geraldine Knortz
 SID: Seth Cole

ST. NORBERT

De Pere, WI 54115III

Coach: Connie Tilley,
 Wis.-La Crosse 1974

2005-06 RESULTS (17-8)

66 Chicago	77
64 Ohio Wesleyan †	42
61 Wis.-Eau Claire	47
74 Lake Forest	61
83 Illinois Col.	65
64 Wis.-Whitewater	70
45 Millikin †	48
58 Messiah †	62
69 Wis.-Stout †	58
52 Carroll (Wis.)	72
56 Ripon	53
60 Monmouth (Ill.)	50

48 Grinnell	39
47 Lawrence	48
62 Beloit	46
87 Knox	45
54 Monmouth (Ill.)	52
52 Carroll (Wis.)	56
57 Illinois Col.	45
62 Lake Forest	60
68 Ripon	55
79 Beloit	65
58 Lawrence	57
64 Lawrence †	49
56 Carroll (Wis.)	57

Nickname: Green Knights
 Colors: Dartmouth Green & Old Gold
 Arena: Schuldes Sports Center
 Capacity: 2,000; Year Built: 1979
 AD: Timothy A. Bald
 SID: Dan Lukes

ST. OLAF

Northfield, MN 55057-1098III

Coach: Pat Buresh, Valley City St. 1975

2005-06 RESULTS (10-15)

55 Luther †	86
66 Wartburg	71
91 Buena Vista	88
71 Martin Luther	46
81 Augsburg	85
38 St. Benedict	67
73 Concordia-M'head	78
87 Hamline	74
61 Bethel (Minn.)	74
61 St. Thomas (Minn.)	72
55 Gust. Adolphus	82
58 Carleton	70
57 St. Catherine	54
46 St. Mary's (Minn.)	56
65 Augsburg	69
50 St. Benedict	79
57 Concordia-M'head	66
58 Macalester	41
57 Hamline	60
70 Bethel (Minn.)	55
58 St. Thomas (Minn.)	52
50 Gust. Adolphus	75
63 Carleton	60
60 St. Catherine	50
57 St. Mary's (Minn.)	53

Nickname: Oles
 Colors: Black & Old Gold
 Arena: Skoglund Athletic Center
 Capacity: 3,000; Year Built: 1968
 AD: Matt McDonald
 SID: Le Ann Finger

ST. PAUL'S

Lawrenceville, VA 23868II

Coach: Serena King,
 UNC Greensboro 1998

2005-06 RESULTS (6-22)

56 Pfeiffer	59
53 Fairmont St. †	80
62 Concord	78
68 Dist. Columbia	61
88 Clark Atlanta	82
57 Paine †	64
75 Columbia Union	47
74 Columbia Union	68
71 Barton	79
62 Fairmont St.	76
39 St. Augustine's	63
61 Dist. Columbia	71
65 Johnson C. Smith	76
51 Virginia Union	54
71 Virginia Union	69
45 Winston-Salem	65
58 Shaw	77

84 Elizabeth City St.	86
62 Fayetteville St.	86
55 Virginia St.	74
75 Shaw	115
66 Bowie St.	73
67 Elizabeth City St.	85
49 N.C. Central	61
57 Bowie St.	59
66 Virginia St.	68
71 Fayetteville St. †	68
68 Elizabeth City St. †	99

Nickname: Tigers
 Colors: Black & Orange
 Arena: Taylor-Whitehead Gym
 Capacity: 1,500; Year Built: 1965
 AD: LeRoy Bacote
 SID: Tiffany Sykes

ST. PETER'S

Jersey City, NJ 07306I

Coach: Stephanie DeWolfe,
 St. Peter's 1997

2005-06 RESULTS (13-15)

36 Texas A&M	77
54 Providence	46
56 Holy Cross	65
43 Marist	60
75 Seton Hall	59
57 Canisius	65
71 Monmouth	72
75 Howard	67
68 American	54
64 Kansas St.	72
54 Sacred Heart	82
54 Loyola (Md.)	69
57 Iona	72
65 Fairfield	73
60 Loyola (Md.)	57
65 Manhattan	60
84 Marist	74
64 Fairfield	69
68 Siena	76
67 Rider	53
71 Iona	73
76 Niagara	61
81 Rider	65
65 Canisius	72
64 Niagara	46
63 Manhattan	49
59 Siena	44
59 Niagara †	65

Nickname: Peahens
 Colors: Blue & White
 Arena: Yanitelli Center
 Capacity: 3,200; Year Built: 1975
 AD: William A. Stein
 SID: Dan Druz

ST. ROSE

Albany, NY 12203II

Coach: Karen Haag, Oneonta St. 84

2005-06 RESULTS (19-13)

51 Franklin Pierce	61
66 Dominican (N.Y.)	71
81 Millersville	75
64 Indiana (Pa.) †	60
71 Mass.-Lowell	65
71 Bryant	51
69 American Int'l	78
57 Assumption	53
68 Le Moyne	76
85 Eckerd	61
66 Adelphi	51
68 Southern N.H.	71
78 Pace	72
44 Southern Conn. St.	61
73 Mass.-Lowell	59
57 Franklin Pierce	45

74 Southern N.H. •	56
72 Bryant	69
63 American Int'l •	44
60 Assumption	69
75 Bentley •	56
85 Merrimack	77
76 Stonehill •	77
54 Pace	71
47 Southern Conn. St. •	59
65 St. Anselm	74
74 St. Michael's •	70
67 Le Moyne •	58
59 American Int'l	58
72 Stonehill †	66
51 Southern Conn. St.	60
59 American Int'l †	71

Nickname: Golden Knights
 Colors: Gold, White & Black
 Arena: Daniel P. Nolan Gymnasium
 Capacity: 1,000; Year Built: 2004
 AD: Catherine C. Haker
 SID: David Alexander

ST. SCHOLASTICA

Duluth, MN 55811-4199III

Coach: Stacy Deadrick,
 St. Scholastica 91

2005-06 RESULTS (12-13)

74 Macalester †	25
50 Wis.-Stevens Point	67
48 Wis.-Eau Claire	60
60 Gust. Adolphus †	73
96 North Central (Minn. •)	44
43 Minn. Duluth •	81
69 Viterbo •	71
56 Wis.-Stout	93
81 Wis.-Superior •	56
72 Wis.-Superior	67
69 Wis.-River Falls	56
67 Minn.-Morris	71
65 Presentation	68
84 Bethany Lutheran •	69
61 Martin Luther •	60
61 Northwestern (Minn.) •	51
77 Crown (Minn.) •	59
45 Northland •	49
38 Martin Luther	54
58 Bethany Lutheran	71
60 Presentation	51
72 Minn.-Morris •	75
75 Crown (Minn.)	56
40 Northwestern (Minn.)	52
62 Northland	43

Nickname: Saints
 Colors: Blue & Gold
 Arena: Reif Center
 Capacity: 1,500; Year Built: 1975
 AD: Tony Barrett
 SID: Gregg Petcoff

ST. THOMAS (MINN.)

St. Paul, MN 55105III

Coach: Ruth Sinn,
 St. Thomas (Minn.) 1984

2005-06 RESULTS (10-15)

52 Montclair St. †	62
83 Lasell †	61
66 Wis.-River Falls •	64
77 Carleton •	59
57 Hamline	65
67 Gust. Adolphus	53
53 St. Cloud St.	85
72 Augsburg •	61
55 St. Benedict	75
72 St. Olaf	61
61 Bethel (Minn.) •	65
51 St. Mary's (Minn.) •	39
48 Concordia-M'head	73

69 St. Catherine	51
55 Carleton	57
77 Macalester •	30
66 Hamline •	69
32 Gust. Adolphus •	51
74 Augsburg	80
73 St. Benedict •	79
52 St. Olaf •	58
71 Bethel (Minn.)	81
33 St. Mary's (Minn.)	61
55 Concordia-M'head •	70
63 St. Catherine •	58

Nickname: Tommies
 Colors: Purple & Grey
 Arena: Schoenecker Arena
 Capacity: 2,200; Year Built: 1982
 AD: Stephen J. Fritz
 SID: Gene McGivern

ST. THOMAS AQUINAS

Sparkill, NY 10976II

Coach: Michael McManus, Mercy 1974

2005-06 RESULTS (11-17)

51 Stonehill •	79
44 West Ala. †	65
55 West Fla.	77
63 C.W. Post	48
70 Concordia (N.Y.) •	58
58 NYIT	65
38 Franklin Pierce †	63
59 East Stroudsburg	49
46 Bryant	65
51 American Int'l †	78
54 Dowling	64
72 Mercy	51
45 Bridgeport •	63
69 Queens (N.Y.) •	76
40 New Haven	55
64 Adelphi •	73
74 Molloy •	46
68 C.W. Post •	50
67 Concordia (N.Y.)	58
50 NYIT •	58
49 Dowling •	47
63 Molloy	54
74 Mercy •	42
54 Bridgeport	52
64 Queens (N.Y.)	71
48 New Haven •	62
59 Adelphi	73
40 NYIT	52

Nickname: Spartans
 Colors: Maroon & Gold
 AD: Gerald Oswald
 SID: Mike McManus

SALEM INT'L

Salem, WV 26426II

Coach: Donnie Johnson,
 Salem Int'l 2002

2005-06 RESULTS (5-23)

56 Pfeiffer	61
64 Ohio St.-Newark •	38
62 Findlay •	63
37 Ashland	94
51 Lake Superior St. †	85
61 Seton Hill	59
47 Pitt-Johnstown	76
63 East Stroudsburg	76
27 Franklin Pierce †	56
71 Bluefield St. •	63
68 West Va. Wesleyan •	71
88 Alderson-Broaddus •	82
64 Shepherd	73
44 Glenville St.	93
53 Charleston (W.V.) •	77
36 West Liberty St.	84
59 Wheeling Jesuit •	88

77 Ohio Valley •	106
44 Fairmont St.	68
69 Davis & Elkins	72
58 Concord •	85
96 West Virginia St.	100
64 West Va. Tech.	57
36 West Liberty St. •	78
60 Wheeling Jesuit	64
60 Ohio Valley	89
56 Fairmont St. •	75
46 West Liberty St.	79

Nickname: Tigers
 Colors: Kelly Green, Black & White
 Arena: T. Edward Davis Gymnasium
 Capacity: 1,620
 AD: Clark Maloney
 SID: Kenny Howell

SALEM ST.

Salem, MA 01970III

Coach: Tim Shea, Assumption 1972

2005-06 RESULTS (23-5)

79 Lasell •	51
64 Montclair St. •	45
103 Plymouth St.	97
77 Clark (Mass.) •	82
73 Wheaton (Mass.)	70
65 Gordon •	54
71 Southern Me. •	61
66 Curry •	47
80 York (Pa.) •	76
75 Endicott	65
97 Fitchburg St. •	76
79 Westfield St.	63
72 Emmanuel (Mass.) •	56
83 Framingham St. •	47
83 Mass. Liberal Arts •	34
63 Bridgewater St.	69
80 Worcester St. •	55
61 Eastern Conn. St. •	62
90 Mitchell •	65
76 Fitchburg St.	58
71 Westfield St. •	51
56 Framingham St.	41
74 Mass. Liberal Arts	50
75 Bridgewater St. •	58
70 Worcester St.	82
70 Westfield St. •	44
77 Bridgewater St. •	65
59 Brandeis †	63

Nickname: Lady Vikings
 Colors: Orange & Blue
 Arena: Richard O'Keefe Center
 Capacity: 2,200; Year Built: 1976
 AD: Timothy Shea
 SID: Thomas Roundy

SALISBURY

Salisbury, MD 21801-6860III

Coach: Bridget Benschetler, Hofstra 1986

2005-06 RESULTS (14-11)

99 Neumann †	82
75 Eastern †	39
91 Wesley	81
94 Gallaudet	59
86 Thiel •	80
85 Waynesburg •	64
60 Va. Wesleyan	73
70 York (Pa.) •	63
72 Messiah †	87
86 Potsdam St. †	72
62 TCNJ	65
76 Goucher •	66
57 Mary Washington	77
72 Marymount (Va.) •	65
63 St. Mary's (Md.) •	75
55 Catholic	59
73 York (Pa.)	76

95 Rowan •	66
65 Gallaudet •	41
78 Goucher	68
55 Marymount (Va.)	84
54 Mary Washington •	72
77 Catholic	88
73 St. Mary's (Md.)	67
60 York (Pa.)	69

Nickname: Sea Gulls
 Colors: Maroon and Gold
 Arena: Maggs Activities Center
 Capacity: 2,000; Year Built: 1977
 AD: Michael Vienna
 SID: John Krueger

SALVE REGINA

Newport, RI 02840-4192III

Coach: Amanda Van Voorhis, Springfield

2005-06 RESULTS (19-8)

53 Brandeis	69
61 Mount Holyoke †	70
57 Framingham St.	36
61 Eastern Conn. St.	69
57 Wesleyan (Conn.) •	44
68 Gordon	56
84 Anna Maria •	67
55 Wheaton (Mass.) •	40
40 Nichols	55
66 Curry	48
49 Nichols •	54
51 Endicott •	49
73 Regis (Mass.)	41
63 Roger Williams	47
44 Colby-Sawyer •	48
73 Eastern Nazarene •	38
66 Anna Maria	52
68 Curry •	47
84 Eastern Nazarene	57
50 Wentworth Inst.	43
50 Tufts •	55
60 New England •	43
54 Roger Williams •	41
80 Regis (Mass.) •	27
71 New England Col.	61
56 New England •	48
56 Colby-Sawyer	57

Nickname: Seahawks
 Colors: Blue, Green & White
 Arena: Rodgers Recreation Center
 Capacity: 550; Year Built: 2000
 AD: Del Malloy
 SID: Ed Habershaw

SAM HOUSTON ST.

Huntsville, TX 77341I

Coach: James "Wooly" Hatchell,
 South Carolina 1982

2005-06 RESULTS (9-18)

33 Texas	83
63 Centenary (La.)	68
86 Jarvis Christian •	39
40 La-Lafayette •	62
59 Texas Woman's	57
52 Texas A&M	94
74 Prairie View •	57
83 Texas-Tyler	46
79 Texas Southern	61
42 Baylor	82
68 SMU	96
59 Texas St. •	68
77 Nicholls St. •	67
53 McNeese St.	57
60 Northwestern St.	78
71 UTSA •	75
63 Texas St.	73
55 Southeastern La. •	39
34 Texas-Arlington	56
75 Northwestern St. •	69

55 La.-Monroe.....	74
44 Southeastern La.....	62
46 Lamar •.....	51
63 McNeese St. •.....	57
52 UTSA.....	72
44 Texas-Arlington.....	61
45 Stephen F. Austin.....	84

Nickname: Bearkats
 Colors: Orange & White
 Arena: Johnson Coliseum
 Capacity: 6,100; Year Built: 1976
 AD: Bobby Williams
 SID: Paul Ridings

SAMFORD

Birmingham, AL 35229.....I

Coach: Mike Morris, Belhaven 1992

2005-06 RESULTS (21-8)

51 Miami (Fla.).....	72
54 Birmingham-So.....	49
82 Fla. Atlantic •.....	55
62 Georgia St. •.....	59
68 Troy •.....	60
78 Jacksonville St. •.....	61
91 Southeast Mo. St. •.....	76
83 Murray St. •.....	67
64 Tulane.....	55
59 Dayton †.....	68
59 Tennessee Tech.....	57
50 Tenn.-Martin.....	58
82 Jacksonville St.....	46
67 Tennessee St. •.....	42
51 Tennessee Tech •.....	63
51 Morehead St.....	49
71 Eastern Ky.....	68
59 Tenn.-Martin •.....	50
59 Austin Peay •.....	60
66 Murray St.....	67
64 Tennessee St.....	53
56 Eastern Ill. •.....	67
45 Austin Peay.....	41
60 Morehead St. •.....	57
75 Eastern Ky. •.....	59
57 Southeast Mo. St.....	53
76 Eastern Ill.....	74
58 Jacksonville St. •.....	56
52 Southeast Mo. St. †.....	59

Nickname: Bulldogs
 Colors: Red & Blue
 Arena: Seibert Hall
 Capacity: 4,000; Year Built: 1961
 AD: Bob Roller
 SID: Joey Mullins

SAN DIEGO

San Diego, CA 92110-2492.....I

Coach: Cindy Fisher, Arizona St. 1988

2005-06 RESULTS (9-19)

56 UC Riverside.....	63
63 Arizona St. •.....	67
67 San Diego St.....	57
61 Washington.....	77
70 Penn †.....	59
64 Cal St. Fullerton.....	46
50 Fresno St. •.....	56
51 Georgia Tech.....	56
68 Clemson.....	72
51 Boise St. •.....	68
53 Montana St. •.....	48
52 Duke.....	119
78 UC Irvine •.....	48
57 Loyola Marymount •.....	70
61 Pepperdine •.....	84
85 Santa Clara.....	70
66 Gonzaga.....	81
54 Portland.....	65
70 St. Mary's (Cal.) •.....	58
63 Santa Clara •.....	67

55 Pepperdine.....	73
58 Loyola Marymount.....	61
69 San Francisco •.....	66
56 San Francisco.....	59
58 St. Mary's (Cal.).....	63
51 Gonzaga •.....	58
71 Portland.....	60
56 Loyola Marymount †.....	61

Nickname: Toreros
 Colors: Columbia Blue, Navy & White
 Arena: Jenny Craig Pavilion
 Capacity: 5,100; Year Built: 2000
 AD: Ky Snyder
 SID: Nicholas Mirkovich

SAN DIEGO ST.

San Diego, CA 92182.....I

Coach: Beth Burns,
 Ohio Wesleyan 1979

2005-06 RESULTS (3-24)

79 Wichita St.....	91
57 San Diego •.....	67
66 UC Riverside.....	71
36 UC Davis.....	58
56 Pepperdine.....	70
75 Portland St. •.....	71
54 Boise St. •.....	51
56 Pittsburgh •.....	78
43 Loyola (Md.) •.....	52
59 UC Davis.....	45
65 Colorado St.....	68
59 Air Force •.....	63
39 Utah •.....	76
54 UNLV.....	71
60 TCU.....	77
39 Brigham Young.....	64
45 New Mexico.....	76
53 Wyoming.....	64
55 Colorado St. •.....	68
45 Air Force.....	74
43 Utah.....	78
48 UNLV •.....	64
49 TCU.....	80
49 Brigham Young •.....	67
48 New Mexico •.....	75
45 Wyoming.....	78
58 Colorado St. †.....	69

Nickname: Aztecs
 Colors: Scarlet & Black
 Arena: Cox Arena at Aztec Bowl
 Capacity: 12,414; Year Built: 1997
 AD: Jeffrey W. Schemmel
 SID: Peggy Curtin

SAN FRANCISCO

San Francisco, CA 94117-1080.....I

Coach: Mary Hile-Nepfel,
 San Francisco 1981

2005-06 RESULTS (9-20)

62 Minnesota.....	80
46 Long Island †.....	61
80 Rider •.....	44
51 Oklahoma •.....	53
71 Cal Poly.....	67
55 UC Davis.....	69
52 Long Beach St.....	58
63 Hawaii •.....	71
70 Cal St. Fullerton •.....	63
64 Denver •.....	59
53 Fresno St. •.....	73
50 Boise St.....	61
53 Nevada.....	59
69 Pepperdine •.....	65
59 Loyola Marymount •.....	64
46 St. Mary's (Cal.).....	74
57 Portland.....	54
42 Gonzaga.....	54
61 Santa Clara •.....	66

63 St. Mary's (Cal.) •.....	68
56 Loyola Marymount.....	63
55 Pepperdine.....	75
66 San Diego.....	69
59 San Diego •.....	56
53 Santa Clara.....	67
80 Portland •.....	70
53 Gonzaga •.....	71
75 Gonzaga.....	67
65 Santa Clara †.....	75

Nickname: Lady Dons
 Colors: Green & Gold
 Arena: War Memorial Gym.
 Capacity: 5,300; Year Built: 1958
 AD: Debra Gore-Mann
 SID: Kyle McRae

SAN FRAN. ST.

San Francisco, CA 94132.....II

Coach: Joaquin Wallace,
 San Fran St. 1989

2005-06 RESULTS (8-19)

103 Cal Maritime •.....	40
76 N.M. Highlands †.....	75
66 Master's †.....	84
68 Cal St. Dom. Hills •.....	72
77 Cal Poly Pomona •.....	100
73 SCAD †.....	70
64 Humboldt St.....	63
73 Bellarmine •.....	89
57 Sonoma St. •.....	73
73 Cal St. Monterey Bay •.....	76
67 Cal St. Bakersfield.....	96
71 Cal St. L.A.....	79
68 Cal St. Stanislaus.....	90
61 Cal St. Chico.....	76
74 Dominican (Cal.).....	73
56 Cal St. San B'dino •.....	62
57 UC San Diego •.....	93
79 Cal Poly Pomona.....	75
57 Cal St. Dom. Hills.....	78
56 Sonoma St.....	54
93 Cal St. Monterey Bay.....	81
64 Cal St. L.A. •.....	71
62 Cal St. Bakersfield •.....	82
55 Cal St. Chico •.....	96
62 Cal St. Stanislaus •.....	65
55 UC San Diego.....	94
65 Cal St. San B'dino.....	72

Nickname: Gators
 Colors: Purple & Gold
 Arena: SFSU Main Gym
 Capacity: 2,000; Year Built: 1949
 AD: Michael J. Simpson
 SID: Joe Danahey

SAN JOSE ST.

San Jose, CA 95192.....I

Coach: Janice Richard,
 Louisiana Col. 1986

2005-06 RESULTS (13-15)

69 Gonzaga •.....	61
76 Cal St. Northridge.....	62
62 Portland St. •.....	68
64 Rutgers †.....	76
52 Vermont †.....	55
57 California •.....	78
78 Colorado St. •.....	66
70 Santa Clara.....	81
53 Gonzaga.....	68
63 Utah St.....	51
64 Nevada.....	56
84 North Dakota St. •.....	78
64 South Dakota St. •.....	51
63 Boise St. •.....	57
61 Idaho •.....	52
51 Louisiana Tech.....	74
47 New Mexico St.....	50

69 Boise St.....	64
61 Hawaii •.....	76
62 Idaho.....	80
41 Fresno St. •.....	63
48 Louisiana Tech •.....	78
58 New Mexico St. •.....	35
60 Fresno St.....	77
49 Hawaii.....	57
53 Nevada •.....	48
70 Utah St. •.....	49
61 Nevada.....	75

Nickname: Spartans
 Colors: Gold, White & Blue
 Arena: The Event Center
 Capacity: 5,000; Year Built: 1989
 AD: Thomas Bowen
 SID: Amy Pflughaupt

SANTA CLARA

Santa Clara, CA 95053.....I

Coach: Michelle Bento-Jackson,
 Fresno St. 1992

2005-06 RESULTS (19-12)

91 Georgia.....	92
71 Alabama.....	77
71 Kansas St. •.....	100
80 UCF •.....	63
82 Portland St.....	83
99 UC Irvine •.....	71
69 Hawaii •.....	73
77 Montana.....	82
85 Eastern Wash.....	54
81 San Jose St. •.....	70
96 Cal St. Northridge •.....	77
70 Ball St. •.....	69
46 Fresno St.....	64
60 Gonzaga.....	70
74 Portland.....	73
70 San Diego •.....	85
67 Pepperdine •.....	62
71 Loyola Marymount •.....	58
66 San Francisco.....	61
67 San Diego.....	63
74 Gonzaga.....	52
67 Portland •.....	58
69 St. Mary's (Cal.) •.....	57
64 St. Mary's (Cal.).....	62
67 San Francisco •.....	53
74 Loyola Marymount.....	89
77 Pepperdine.....	74
83 Portland †.....	77
75 San Francisco †.....	65
67 Pepperdine †.....	71
48 Oregon St.....	77

Nickname: Broncos
 Colors: Cardinal & White
 Arena: Leavey Center
 Capacity: 4,500; Year Built: 1975
 AD: Daniel P. Coonan
 SID: Lisa Eskey

SAVANNAH ST.

Savannah, GA 31404.....I

Coach: Cedric Baker, Voorhees 1990

2005-06 RESULTS (4-24)

65 Voorhees •.....	55
59 Georgetown •.....	67
59 Florida A&M.....	68
48 Jacksonville •.....	68
49 Alabama A&M.....	76
56 South Carolina St.....	68
56 Alabama St. •.....	60
34 Georgia.....	106
55 Jacksonville.....	70
40 La.-Lafayette •.....	68
52 Georgia St. •.....	76
37 South Carolina.....	94
62 Clemson.....	97

52 Florida A&M •	58
42 Coastal Caro.....	78
42 Albany (N.Y.) •	53
51 Birmingham-So. •	57
60 Lipscomb.....	78
43 Alabama A&M •	59
66 Morris.....	50
65 Bethune-Cookman.....	62
42 Coastal Caro. •	46
53 South Carolina St. •	60
55 Birmingham-So.....	65
54 Alabama St.....	64
53 Col. of Charleston •	75
51 Wake Forest.....	100
79 Bethune-Cookman •	75

Nickname: Lady Tigers
 Colors: Reflex Blue & Orange
 Arena: Tiger Arena
 Capacity: 6,000; Year Built: 1999
 AD: Robert 'Tony' O'Neal
 SID: Opio Mashariki

SCHREINER

Kerrville, TX 78028.....III

Coach: Jeanette McKinney,
 Brigham Young 1983

2005-06 RESULTS (6-19)

96 Texas Lutheran.....	87
54 East Tex. Baptist.....	92
77 LeTourneau.....	82
78 Texas-Tyler •	82
43 Texas St.....	102
69 Texas-Dallas •	87
65 Austin.....	71
98 Ozarks (Ark.).....	104
49 Tex.-Pan American.....	92
88 Louisiana Col. •	73
74 Mississippi Col. •	87
67 Texas Lutheran •	62
62 Mary Hardin-Baylor •	54
76 Concordia-Austin.....	87
71 Sul Ross St. •	62
63 Howard Payne.....	78
63 Hardin-Simmons •	80
70 McMurry •	76
50 St. Mary's (Tex.) •	85
58 Hardin-Simmons.....	96
54 McMurry.....	103
64 Mary Hardin-Baylor.....	71
77 Concordia-Austin •	84
71 Sul Ross St. •	61
33 Howard Payne.....	92

Nickname: Mountaineers
 Colors: Maroon & White
 Arena: Edington Center
 Capacity: 3,000; Year Built: 1984
 AD: Ronald Macosko
 SID: Jeanette McKinney

SCRANTON

Scranton, PA 18510.....III

Coach: Michael Strong, Concord 1967

2005-06 RESULTS (31-2)

71 Willamette †.....	59
66 Lewis & Clark.....	56
56 Catholic.....	64
75 Johns Hopkins.....	66
75 Lycoming.....	47
80 Drew •	45
67 Moravian.....	62
87 Rensselaer •	50
65 Frostburg St. •	54
71 Simpson †.....	56
59 Baldwin-Wallace †.....	49
75 Widener.....	62
87 Kean •	45
72 Wilkes.....	49
79 FDU-Florham.....	53

86 King's (Pa.) •	68
55 DeSales.....	43
85 Delaware Valley •	60
80 Drew.....	59
68 King's (Pa.).....	44
76 FDU-Florham •	56
60 Wilkes •	44
89 Delaware Valley.....	59
68 Lycoming •	39
63 DeSales •	60
70 King's (Pa.) •	51
72 DeSales •	40
78 Marymount (Va.) •	55
80 Gwynedd-Mercy •	72
66 Rochester •	63
50 Baldwin-Wallace •	41
56 Hope †.....	59
57 Hardin-Simmons †.....	47

Nickname: Lady Royals
 Colors: Purple & White
 Arena: John Long Center
 Capacity: 2,800; Year Built: 1968
 AD: Toby Lovechio
 SID: Kevin Southard

SEATTLE

Seattle, WA 98122-1090.....II

Coach: Dan Kriley, Seattle Pacific 1992

2005-06 RESULTS (14-12)

46 Minn. St. Moorhead •	56
50 Regis (Colo.) •	67
60 Colorado St.-Pueblo †.....	70
73 Cal St. Monterey Bay †.....	46
78 Cal St. Monterey Bay •	48
69 Alderson-Broaddus •	61
55 Evergreen St. •	46
60 Northwest (Wash.) •	42
75 St. Martin's •	41
50 Northwest Nazarene.....	58
54 Seattle Pacific.....	67
46 Humboldt St. •	57
63 Western Ore. •	47
68 Alas. Fairbanks.....	50
60 Alas. Anchorage.....	43
38 Western Wash. •	59
55 Central Wash. •	47
33 Seattle Pacific.....	61
57 Northwest Nazarene •	65
57 Western Ore.....	48
62 Humboldt St.....	66
51 Alas. Anchorage •	40
55 Alas. Fairbanks •	49
58 Central Wash.....	68
57 Western Wash.....	84
75 St. Martin's.....	57

Nickname: Redhawks
 Colors: Scarlet & White
 Arena: Connolly Center
 Capacity: 1,000; Year Built: 1969
 AD: Bill J. Hogan
 SID: Kevin Eubanks

SEATTLE PACIFIC

Seattle, WA 98119-1997.....II

Coach: Julie van Beek,
 Northwest Nazarene 1989

2005-06 RESULTS (24-6)

95 Northwest (Wash.) •	62
77 Biola •	68
78 Minn. St. Moorhead •	49
80 Lewis-Clark St. •	67
76 Cal St. Chico †.....	80
61 Sonoma St. †.....	65
95 Westmont.....	66
76 Cal Poly Pomona †.....	74
70 Cal St. Bakersfield.....	77
80 Central Wash.....	67
71 Western Wash.....	82

75 St. Martin's •	64
67 Seattle.....	54
94 Northwest Nazarene •	62
76 Humboldt St.....	56
65 Western Ore.....	47
91 Alas. Fairbanks •	48
88 Alas. Anchorage •	74
61 Seattle.....	33
76 St. Martin's.....	48
54 Northwest Nazarene.....	49
64 Western Ore. •	47
89 Humboldt St. •	65
67 Alas. Anchorage.....	34
86 Alas. Fairbanks.....	56
54 Western Wash. •	78
89 Central Wash.....	53
62 UC San Diego †.....	57
70 Western Wash.....	50
63 Cal St. Chico †.....	72

Nickname: Falcons
 Colors: Maroon & White
 Arena: Brougham Pavilion
 Capacity: 2,650; Year Built: 1953
 AD: Tom Box
 SID: Frank MacDonald

SETON HALL

South Orange, NJ 07079.....I

Coach: Phyllis Mangina,
 Seton Hall 1981

2005-06 RESULTS (6-21)

48 Florida •	52
68 St. Francis (N.Y.) •	50
64 American †.....	53
39 Florida Int'l.....	61
48 St. Joseph's.....	72
50 Brigham Young •	54
39 Virginia •	59
59 St. Peter's •	75
46 Miami (Ohio).....	55
64 Wright St.....	48
54 Hartford •	65
67 West Virginia •	61
74 Notre Dame.....	61
53 Connecticut •	93
41 Rutgers.....	63
69 Providence.....	59
56 DePaul •	69
56 Syracuse •	64
51 Marquette.....	72
58 Cincinnati.....	77
52 Georgetown.....	64
50 South Fla. •	62
69 Providence •	71
56 Pittsburgh.....	58
55 Villanova.....	59
45 Louisville •	65
54 St. John's (N.Y.).....	85

Nickname: Pirates
 Colors: Blue & White
 Arena: Walsh Gymnasium
 Capacity: 2,600; Year Built: 1939
 AD: Joseph A. Quinlan, Jr.
 SID: Jeff Mead

SEWANEE

Sewanee, TN 37383-1000.....III

Coach: Dickie McCarthy, Georgia 1977

2005-06 RESULTS (11-14)

74 Maryville (Tenn.) †.....	65
77 Ind.-Southeast †.....	49
67 LaGrange •	48
66 Southern Tech •	41
69 Centre •	62
71 Emory •	76
69 Maryville (Tenn.).....	67
35 UNC Asheville.....	79
58 Worcester St. •	50

70 Huntingdon.....	62
55 Trinity (Tex.) •	81
56 Southwestern (Tex.) •	59
77 Spelman.....	58
56 Rose-Hulman.....	60
66 DePauw.....	106
56 Maryville (Tenn.) •	58
58 Centre.....	54
68 Rhodes.....	73
74 Hendrix.....	90
66 Oglethorpe •	91
48 Millsaps.....	63
78 Rose-Hulman •	72
51 DePauw •	79
51 Trinity (Tex.).....	68
45 Southwestern (Tex.).....	55

Nickname: Tigers
 Colors: Purple & White
 Arena: Juhon Gym
 Capacity: 1,000; Year Built: 1955
 AD: Mark Webb
 SID: B.B. Branton

SHAW

Raleigh, NC 27601.....II

Coach: Jacques Curtis,
 Savannah St. 1986

2005-06 RESULTS (29-5)

86 Stillman †.....	58
80 Tuskegee †.....	82
65 Central St. (Ohio) •	44
72 Nova Southeastern †.....	53
67 Emporia St. †.....	84
74 Barton.....	82
81 GC&SU.....	87
81 Catawba •	52
64 Claflin.....	49
68 Claflin •	58
85 Elizabeth City St.....	81
65 N.C. Central •	55
78 Bowie St. •	42
90 Virginia St.....	64
68 Winston-Salem •	55
64 St. Augustine's •	56
77 St. Paul's •	58
89 Fayetteville St.....	67
84 Livingstone •	56
64 Virginia Union.....	51
90 Elizabeth City St. •	55
115 St. Paul's.....	75
69 Dist. Columbia •	48
90 Bowie St.....	72
74 Virginia Union •	46
74 Johnson C. Smith •	66
78 Virginia St. •	61
67 St. Augustine's †.....	49
61 N.C. Central †.....	53
53 Johnson C. Smith †.....	50
53 Newberry •	50
80 N.C. Central †.....	65
68 Wingate •	57
71 St. Cloud St. †.....	78

Nickname: Lady Bears
 Colors: Garnet & White
 Arena: Spaulding Gym
 Capacity: 1,000; Year Built: 1946
 AD: Alfonza L. Carter
 SID: LeCounte Conaway

SHENANDOAH

Winchester, VA 22601.....III

Coach: Kathy Orsini, Frostburg St. 86

2005-06 RESULTS (9-18)

52 Catholic.....	62
64 McDaniel †.....	78
69 Mary Washington •	88
75 Mary Baldwin •	64
49 East. Mennonite.....	65

58 Notre Dame (Md.) •	46
50 St. Mary's (Md.) •	53
62 New Jersey City †	68
76 Trinity (D.C.) †	69
69 Chris. Newport	73
67 N.C. Wesleyan •	59
57 Peace •	51
47 Averett	52
55 Ferrum	70
67 Greensboro •	84
62 Methodist •	63
65 Chris. Newport •	66
59 N.C. Wesleyan	56
49 Peace	61
72 Wilson •	48
56 Ferrum •	69
69 Averett •	61
70 Wesley •	77
78 Methodist	86
68 Greensboro	71
64 Chris. Newport	61
69 Ferrum †	80

Nickname: Hornets
 Colors: Red, White & Midnight Blue
 Arena: Shingleton Gymnasium
 Capacity: 680; Year Built: 1969
 AD: John Hill
 SID: Scott Musa

SHEPHERD

Shepherdstown, WV
 25443-3210.....II

Coach: Jodie Runner,
 West Virginia 1993

2005-06 RESULTS (16-13)

72 California (Pa.)	77
81 Dowling †	60
77 Shippensburg	96
75 Virginia St.	60
77 Davis & Elkins •	63
71 Millersville †	74
71 West Chester	56
48 Southern Conn. St. •	72
87 Virginia St. •	68
72 Wheeling Jesuit	82
76 West Liberty St.	79
73 Salem Int'l •	64
73 Fairmont St. •	86
82 Alderson-Broaddus	59
75 West Va. Tech.	54
59 Charleston (W.V.)	95
79 Bluefield St. •	61
84 Concord •	66
70 West Virginia St.	65
90 Ohio Valley •	59
45 Glenville St. •	88
87 Davis & Elkins	54
73 West Va. Wesleyan	74
58 Glenville St.	78
67 Pitt-Johnstown	87
89 Alderson-Broaddus •	66
82 West Va. Wesleyan •	65
89 Bluefield St. •	35
75 Wheeling Jesuit †	79

Nickname: Rams
 Colors: Blue & Gold
 Arena: Butcher Athletic Center
 Capacity: 3,000; Year Built: 1989
 AD: Karl Wolf
 SID: Chip Ransom

SHIPPENSBURG

Shippensburg, PA 17257II

Coach: Kristy Trn, Shippensburg 1993

2005-06 RESULTS (12-15)

71 Concordia (N.Y.) •	64
99 Mercy •	58
96 Shepherd •	77

59 Pitt-Johnstown •	74
73 West Chester •	74
68 Kutztown •	74
74 Seton Hill	57
81 East Stroudsburg	76
65 Mansfield	63
52 West Virginia St.	57
60 Charleston (W.V.)	81
64 West Va. Wesleyan •	59
64 Bloomsburg	59
59 Clarion	71
59 Cheyney •	52
60 Millersville •	53
53 Indiana (Pa.)	63
59 Lock Haven •	67
52 Slippery Rock	69
57 California (Pa.) •	64
62 Edinboro •	57
61 Clarion •	73
71 Indiana (Pa.) •	80
73 Lock Haven	83
65 Slippery Rock •	49
63 California (Pa.)	80
83 Edinboro	89

Nickname: Lady Raiders
 Colors: Red and Blue
 Arena: Heiges Field House
 Capacity: 2,768; Year Built: 1970
 AD: Roberta Page
 SID: Jason Eichelberger

SIENA

Loudonville, NY 12211-1462.....I

Coach: Gina Castelli, Canisius 1986

2005-06 RESULTS (11-17)

66 Maryland •	107
61 Albany (N.Y.) •	55
48 Bucknell	54
53 Massachusetts	71
47 Miami (Fla.)	76
55 Manhattan •	40
63 Rider •	38
77 Vermont •	63
72 St. Bonaventure •	47
78 George Mason •	69
82 Dartmouth •	86
52 Canisius	80
57 Niagara	61
49 Manhattan	62
70 Fairfield •	64
39 Marist	61
59 Loyola (Md.)	74
79 Niagara •	44
76 St. Peter's •	68
55 Marist •	68
78 Rider	49
66 Iona •	73
63 Loyola (Md.) •	60
69 Fairfield	71
69 Iona	83
58 Canisius •	60
44 St. Peter's	59
59 Fairfield †	60

Nickname: Saints
 Colors: Green & Gold
 Arena: Alumni Recreation Center
 Capacity: 4,000; Year Built: 1974
 AD: John M. D'Argenio
 SID: Camelia Trahan

SIMMONS

Boston, MA 02115.....III

Coach: Anthony Price, Worcester St. 97

2005-06 RESULTS (12-14)

70 Hollins †	38
57 Notre Dame (Md.)	67
41 Babson	68
79 Newbury •	43

79 Mass.-Dartmouth •	59
45 Williams	78
42 Worcester St. †	73
57 Roger Williams	43
62 Tufts •	76
58 Anna Maria	74
59 Bates	81
73 Worcester St. •	66
60 Wentworth Inst. •	62
55 Norwich	68
62 Johnson & Wales (R.I.)	64
69 Albertus Magnus •	57
49 Emerson •	47
70 Pine Manor	63
67 Rivier	50
50 Suffolk	62
45 Emmanuel (Mass.)	58
71 Western New Eng.	74
82 Southern Vt. •	33
69 Daniel Webster •	37
63 St. Joseph (Conn.) •	56
46 Norwich	55

Nickname: Sharks
 Colors: Navy & Gold
 Arena: Simmons Coll Sports Ctr.
 Capacity: 500; Year Built: 1989
 AD: Ali Kantor
 SID: Mary Taylor

SIMPSON

Indianola, IA 50125III

Coach: Brian Niemuth,
 Grand View 1988

2005-06 RESULTS (24-5)

50 Calvin †	54
81 Greenville †	52
92 Loras •	61
81 Macalester •	27
96 Mt. St. Joseph †	53
40 Webster	56
71 Grand View	57
93 William Penn	73
56 Scranton †	71
82 Bates †	71
64 Luther	62
94 Central (Iowa)	55
70 Coe •	47
75 Wartburg •	50
75 Cornell College •	47
90 Dubuque	65
100 Central (Iowa) •	48
51 Luther •	49
91 Buena Vista	82
80 Wartburg	61
74 Cornell College	52
66 Buena Vista •	69
82 Loras	62
73 Dubuque •	43
84 Coe	65
63 Loras •	55
81 Luther •	68
73 St. Benedict •	70
68 Wis.-Stout •	78

Nickname: Storm
 Colors: Red & Gold
 Arena: Cowles Fieldhouse
 Capacity: 3,000; Year Built: 1976
 AD: John Sirianni
 SID: Matt Turk

SKIDMORE

Saratoga Springs, NY 12866.....III

Coach: Darren Bennett, Springfield 1985

2005-06 RESULTS (10-15)

52 Rhode Island Col. •	60
41 Oneonta St. •	61
51 Russell Sage •	37
63 Hartwick	73

62 Potsdam St.	56
48 Western New Eng.	61
49 Amherst	68
45 Western Conn. St.	40
70 Green Mountain •	45
31 Plattsburgh St.	28
48 Union (N.Y.)	69
47 St. Lawrence	59
71 Clarkson	55
58 St. Joseph (Vt.) •	51
34 William Smith •	58
33 Hamilton •	49
70 Vassar •	59
66 Rensselaer •	72
38 Union (N.Y.) •	71
47 Hamilton	59
39 William Smith	52
52 Clarkson •	47
43 St. Lawrence •	69
59 Rensselaer	67
40 Vassar	36

Nickname: Thoroughbreds
 Colors: Green, White & Gold
 Arena: Sports Recreation Ctr.
 Capacity: 1,500; Year Built: 1982
 AD: Gail Cummings-Danson
 SID: Bill Jones

SLIPPERY ROCK

Slippery Rock, PA 16057II

Coach: Laurel Heilman,
 Slippery Rock 1986

2005-06 RESULTS (13-15)

70 Gannon	80
55 West Va. Tech †	42
72 West Virginia St. †	60
58 Fairmont St.	73
62 Mercyhurst	53
52 West Liberty St. •	64
59 East Stroudsburg •	40
63 Mansfield •	55
54 Pitt-Johnstown •	57
50 Bloomsburg •	57
58 Dist. Columbia •	64
58 Cheyney	55
52 Millersville	68
45 California (Pa.) •	62
51 West Chester	50
58 Kutztown	57
61 Edinboro •	68
53 Lock Haven	49
60 Clarion	39
69 Shippensburg •	52
59 Indiana (Pa.)	76
54 California (Pa.)	57
48 Edinboro	56
58 Lock Haven •	39
74 Clarion •	41
49 Shippensburg	65
52 Indiana (Pa.) •	56
39 California (Pa.)	52

Nickname: The Rock
 Colors: Green & White
 Arena: Morrow Field House
 Capacity: 3,000; Year Built: 1962
 AD: Paul A. Lueken
 SID: Bob McComas

SMITH

Northampton, MA 01063III

Coach: Liz Feeley, Lehigh 1986

2005-06 RESULTS (7-16)

36 Lewis & Clark	77
43 Willamette †	58
60 Elms •	43
49 Trinity (Conn.)	53
62 Mitchell •	50
58 Vassar	50

40	Mount Holyoke †	43
52	Wellesley †	42
54	Amherst	67
48	Coast Guard •	59
53	Babson •	62
72	Mitchell	64
56	Clark (Mass.) •	79
37	Mount Holyoke	59
33	WPI •	49
36	Springfield	71
36	Wellesley	49
51	Coast Guard	66
59	Wheaton (Mass.) •	39
33	Clark (Mass.)	64
43	Springfield •	63
41	Mount Holyoke •	54
41	MIT	34

Nickname: Pioneers
 Colors: Yellow, White & Navy
 Arena: Ainsworth Gymnasium
 Capacity: 1,000; Year Built: 1977
 AD: Lynn Oberbillig
 SID: Carole Grills

SONOMA ST.

Rohnert Park, CA 94928-3609 ..II

Coach: Mark Rigby, Sonoma St. 1995

2005-06 RESULTS (10-17)

74	Alas. Fairbanks †	49
46	Humboldt St. †	67
82	Dominican (Cal.) •	63
82	Cal Poly Pomona	73
72	Cal St. Dom. Hills •	58
59	Western Wash.	92
65	Seattle Pacific †	61
54	Humboldt St. •	56
68	Pacific	80
73	San Fran. St.	57
73	Cal St. Monterey Bay •	51
54	Cal St. L.A.	70
60	Cal St. Bakersfield	66
54	Cal St. Chico	81
69	Cal St. Stanislaus	55
65	UC San Diego	69
51	Cal St. San B'dino •	68
33	Cal St. Dom. Hills	56
55	Cal Poly Pomona	66
54	San Fran. St.	56
78	Cal St. Monterey Bay	60
59	Cal St. Bakersfield •	73
68	Cal St. L.A.	69
81	Cal St. Stanislaus •	56
51	Cal St. Chico	56
50	Cal St. San B'dino	70
54	UC San Diego	69

Nickname: Seawolves
 Colors: Navy, Blue & White
 Arena: Seawolf Gym
 Capacity: 1,800; Year Built: 1964
 AD: William J. Fusco
 SID: Brandon Bronzan

SOUTH ALA.

Mobile, AL 36688 ..II

Coach: Rick Pietri, South Ala. 1987

2005-06 RESULTS (15-14)

66	McNeese St.	52
84	Southern Miss. •	72
61	Southern Ill.	82
50	Illinois St.	57
63	McNeese St. •	55
57	Florida	74
62	North Fla. •	29
29	Oregon St.	66
56	Portland St.	68
75	Ga. Southern •	59
56	Alabama •	48
61	UAB	70

71	Troy	52
56	La-Lafayette •	60
69	New Orleans •	53
58	Middle Tenn. •	59
52	Western Ky.	57
74	Denver	66
57	North Texas	66
74	Arkansas St. •	70
67	Ark.-Little Rock •	62
54	La-Lafayette	50
51	New Orleans	42
60	Florida Int'l	70
61	Troy •	40
71	Denver •	74
39	North Texas •	60
48	Ark.-Little Rock †	34
68	Western Ky. †	83

Nickname: Jaguars
 Colors: Red, White and Blue
 Arena: Mitchell Center
 Capacity: 10,000; Year Built: 1999
 AD: Joseph E. Gottfried
 SID: Kevin Beasley

SOUTH CAROLINA

Columbia, SC 29208 ..II

Coach: Susan Walvius,
 Virginia Tech 1986

2005-06 RESULTS (17-12)

71	High Point •	35
73	Winthrop •	42
55	Texas †	59
48	Purdue †	56
66	Ga. Southern •	73
79	Minnesota •	61
77	Ohio •	49
75	South Carolina St. •	40
94	Savannah St. •	37
87	Bethune-Cookman •	26
95	Western Caro. •	53
77	Clemson	46
51	Tennessee •	66
60	Kentucky	72
46	LSU	79
59	Vanderbilt •	67
67	Alabama	48
65	Georgia •	74
61	Arkansas •	52
51	Mississippi St.	46
71	Kentucky •	75
81	Florida	63
58	Auburn	46
77	Mississippi •	66
99	Longwood	48
75	Mississippi St. •	47
71	Vanderbilt	88
48	Auburn †	64
65	Xavier	70

Nickname: Gamecocks
 Colors: Garnet & Black
 Arena: Colonial Center
 Capacity: 18,000; Year Built: 2003
 AD: Eric C. Hyman
 SID: Gavin Lang

SOUTH CAROLINA ST.

Orangeburg, SC 29117-0001 ...I

Coach: Tonya Mackey,
 South Carolina St. 1991

2005-06 RESULTS (13-15)

80	Ohio †	68
47	Marshall	69
50	UNC Wilmington	60
68	Savannah St. •	56
72	N.C. A&T	69
48	California	94
62	Alabama A&M	67
40	South Carolina	75

61	Gardner-Webb •	68
58	Howard	77
48	Delaware St.	55
66	Bethune-Cookman †	49
62	Florida A&M •	54
76	Morgan St. •	59
57	Coppin St. •	61
75	Hampton	62
62	Norfolk St.	67
64	Delaware St. •	55
60	Savannah St.	53
51	Florida A&M	66
71	Bethune-Cookman	61
39	Morgan St.	70
47	Coppin St.	60
67	Hampton	66
71	Norfolk St. •	55
58	Md.-East. Shore •	65
71	N.C. A&T •	64
69	Howard †	71

Nickname: Lady Bulldogs
 Colors: Garnet & Blue
 Arena: Smith-Hammond-Middleton
 Capacity: 3,200; Year Built: 1968
 AD: Charlene M. Johnson
 SID: Bill Hamilton

S.C.-AIKEN

Aiken, SC 29801 ..II

Coach: Michael Brandt, Sterling (Kan.)
 1986

2005-06 RESULTS (11-17)

54	Carson-Newman •	61
70	Tampa •	59
62	Mount Olive •	66
70	Newberry •	59
50	Catawba	62
65	Lenoir-Rhyne †	62
73	Limestone •	64
70	Armstrong Atlantic •	75
78	Columbus St.	66
57	Clayton St. •	79
52	Francis Marion	64
51	S.C. Upstate •	56
60	UNC Pembroke •	48
71	Lander	58
68	GC&SU	56
57	GC&SU •	79
62	Armstrong Atlantic	67
58	Augusta St.	64
51	Columbus St. •	56
56	Clayton St.	60
57	Francis Marion •	51
68	S.C. Upstate	69
53	Augusta St. •	47
62	UNC Pembroke	77
70	Lander •	54
52	Augusta St. †	53

Nickname: Lady Pacers
 Colors: Cardinal & White
 Arena: The Courthouse
 Capacity: 2,500; Year Built: 1977
 AD: Douglas R. Warrick
 SID: Brad Fields

S.C. UPSTATE

Spartanburg, SC 29303-4999 ..II

Coach: Tammy George, Charlotte 1993

2005-06 RESULTS (16-14)

73	Wingate †	97
69	Tusculum	77
88	Presbyterian	86
67	Newberry •	76
61	Francis Marion	46
73	UNC Pembroke •	60
69	Clayton St.	85
103	Converse •	55
72	Tampa •	64

71	Mars Hill	77
81	GC&SU •	73
56	S.C.-Aiken	51
60	Armstrong Atlantic	56
61	Augusta St.	51
53	Columbus St. •	56
53	Francis Marion •	49
58	UNC Pembroke	66
67	Columbus St.	59
63	Clayton St. •	74
84	Lander	77
69	GC&SU	72
69	S.C.-Aiken •	68
98	Lander •	77
71	Armstrong Atlantic •	73
74	Augusta St. •	69
69	Columbus St. †	62
58	Francis Marion †	63
59	Wingate †	67

Nickname: Spartans
 Colors: Green, White & Black
 Arena: G.B. Hodge Center Gym
 Capacity: 1,535; Year Built: 1973
 AD: H. Michael Hall
 SID: Bill English

SOUTH DAKOTA

Vermillion, SD 57069-2390 ..II

Coach: Chad Lavin, South Dakota 1978

2005-06 RESULTS (15-13)

83	Chadron St. •	44
71	York (Neb.) •	56
60	Northern St.	80
61	UC San Diego †	60
70	Cal St. L.A. †	82
70	Minn.-Crookston †	64
78	Southwest Minn. St.	52
77	Wayne St. (Neb.)	70
55	Mt. Mercy •	47
87	William Penn •	60
87	Sioux Falls •	59
77	Mt. Marty •	40
59	Winona St. †	61
71	Upper Iowa †	38
90	Chadron St.	52
54	Augustana (S.D.)	68
64	North Dakota •	73
60	Neb.-Omaha	74
70	Minn. Duluth •	66
63	Minn. St. Mankato •	65
83	Neb.-Omaha •	85
58	Minn. Duluth	56
63	Minn. St. Mankato	78
50	St. Cloud St.	72
58	North Dakota	75
75	Augustana (S.D.) •	61
63	St. Cloud St. •	74
56	Neb.-Omaha	57

Nickname: Coyotes
 Colors: Red & White
 Arena: Dakotadome
 Capacity: 10,000; Year Built: 1979
 AD: Joel Nielsen
 SID: Dan Genzler

SOUTH DAKOTA ST.

Brookings, SD 57007 ..II

Coach: Aaron Johnston,
 Gust. Adolphus 1996

2005-06 RESULTS (19-9)

68	Nebraska	49
52	Drake	54
82	Colorado St.	75
81	UC Irvine †	56
72	Middle Tenn. •	79
70	Wis.-Milwaukee •	55
68	Wisconsin	65
59	Southern Ill.	75

67	Texas St. •	51
78	Alabama •	69
55	Marquette	67
50	Colorado	64
55	Long Beach St.	58
82	Idaho St.	70
92	Kennesaw St. •	44
51	San Jose St.	64
74	IPFW	53
64	Brown	72
68	Tex. A&M-Corp. Chris •	45
60	Florida Int'l	56
56	Southwest Minn. St. •	31
95	North Dakota St. •	66
65	Tex. Pan American	48
71	Tex. A&M-Corp. Chris	48
77	North Dakota St.	55
72	IPFW	52
71	UC Riverside	83
86	Central St. (Ohio) •	31

Nickname: Jackrabbits
 Colors: Yellow & Blue
 Arena: Frost Arena
 Capacity: 8,000; Year Built: 1973
 AD: Fred M. Oien
 SID: Ron Lenz

SOUTH FLA.

Tampa, FL 33620I

Coach: Jose Fernandez,
 Florida Int'l 1994

2005-06 RESULTS (19-12)

74	Texas-Arlington •	50
78	Tenn.-Martin •	44
98	Jacksonville •	60
66	UMBC •	56
83	Robert Morris •	58
47	North Carolina	71
79	DePaul •	77
66	Michigan St. •	81
121	P.R.-Mayaguez †	41
60	Northern Ariz. †	55
72	Colorado †	59
87	North Fla. •	49
44	LSU	87
63	Florida Int'l	50
64	Pittsburgh	66
65	Rutgers •	66
87	Cincinnati	89
73	Syracuse •	55
53	Providence •	47
47	Connecticut	77
68	Notre Dame	64
69	Villanova •	49
71	St. John's (N.Y.)	78
62	Seton Hall	50
58	Pittsburgh •	60
66	Marquette •	57
56	Louisville	65
66	West Virginia •	56
71	Georgetown	57
66	Notre Dame †	73
65	Southern California †	67

Nickname: Bulls
 Colors: Green & Gold
 Arena: USF Sun Dome
 Capacity: 10,411; Year Built: 1980
 AD: Doug Woolard
 SID: Mike Hogan

SOUTHEAST MO. ST.

Cape Girardeau, MO
 63701-4799I

Coach: B.J. Smith, Southwestern (Kan.)
 1989

2005-06 RESULTS (22-9)

56	Texas Tech	85
83	Ark.-Monticello •	48

87	Wis.-Milwaukee •	90
79	Henderson St. •	66
74	Southern Ill. •	63
70	Wis.-Milwaukee	73
71	Tennessee St. •	53
77	Tennessee Tech •	81
76	Samford	91
83	Jacksonville St.	76
74	East Tenn. St.	81
84	Eastern Ky. •	78
61	Eastern Ill.	70
72	Murray St.	62
72	Austin Peay •	54
78	Tennessee St.	35
53	Tennessee Tech	46
62	Morehead St. •	50
71	Murray St. •	52
73	Austin Peay	57
67	Tenn.-Martin •	52
58	Morehead St.	43
87	Eastern Ky.	86
84	Eastern Ill. •	76
54	Tenn.-Martin	49
53	Samford •	57
87	Jacksonville St. •	72
80	Murray St. •	49
59	Samford †	52
71	Tennessee Tech †	50
45	Stanford †	72

Nickname: Redhawks
 Colors: Red & Black
 Arena: Show Me Center
 Capacity: 7,000; Year Built: 1987
 AD: Donald L. Kaverman
 SID: Patrick Clark

SOUTHEASTERN LA.

Hammond, LA 70402I

Coach: Lori Davis Jones,
 Southeastern La. 1991

2005-06 RESULTS (11-16)

55	Mississippi St.	71
69	William Carey •	61
39	Jackson St.	61
60	Texas Southern	67
49	Alabama	54
75	UC Irvine	82
52	Cal St. Northridge	73
70	LSU-Shreveport	41
88	Belhaven •	49
56	UTSA	75
48	Stephen F. Austin	83
53	Northwestern St. •	67
47	Nicholls St.	42
69	McNeese St. •	49
43	Texas-Arlington •	61
62	Tulane •	69
39	Sam Houston St.	55
67	Nicholls St. •	48
76	Texas St. •	61
66	UTSA •	63
62	Sam Houston St. •	44
52	La.-Monroe	47
46	Northwestern St.	45
52	Texas St.	67
33	Texas-Arlington	58
49	Lamar •	59
46	UTSA	61

Nickname: Lady Lions
 Colors: Green & Gold
 Arena: SLU University Center
 Capacity: 7,500; Year Built: 1982
 AD: Dennis Roland
 SID: Kemmler Chapple

SOUTHEASTERN OKLA.

Durant, OK 74701-0609II

Coach: Darin Grover, Oklahoma St.
 1995

2005-06 RESULTS (10-17)

74	Southern Ark.	80
67	St. Edward's	72
80	Incarnate Word †	72
63	Central Ark. †	71
61	Arkansas Tech	66
77	Tarleton St. •	53
82	Midwestern St. •	71
63	Texas Woman's	52
63	Tex. A&M-Kingsville	64
65	Ouachita Baptist	66
72	St. Mary's (Tex.) •	67
76	Angelo St. •	87
89	Abilene Christian •	73
62	West Tex. A&M	82
72	Eastern N.M.	75
69	Cameron •	76
74	Southwestern Okla.	83
59	East Central	61
78	Tex. A&M-Commerce •	75
78	Central Okla. •	79
63	Northeastern St.	71
51	Cameron	76
64	Southwestern Okla. •	69
69	East Central •	56
76	Tex. A&M-Commerce	81
71	Central Okla.	69
60	Northeastern St. •	57

Nickname: Savage Storm
 Colors: Blue & Gold
 Arena: Bloomer Sullivan Gym
 Capacity: 2,000; Year Built: 1956
 AD: Jeff Hale
 SID: Dave Wester

SOUTHERN ARK.

Magnolia, AR 71754-0000II

Coach: Sam Biley, Southern Ark. 78

2005-06 RESULTS (13-15)

80	Southeastern Okla. •	74
80	Harris-Stowe †	42
61	Grand Valley St. †	74
64	North Texas	84
65	West Ala.	63
61	Texas Woman's	75
70	Northwestern St.	72
63	Montevallo •	55
53	West Fla.	66
70	Tuskegee †	59
60	West Ala. •	63
69	Ouachita Baptist	57
55	Arkansas Tech •	44
66	Henderson St.	71
91	Harding •	84
39	Delta St.	63
78	Ark.-Monticello	68
63	Central Ark. •	83
67	Christian Bros.	62
59	Ouachita Baptist •	51
47	Arkansas Tech	70
79	Henderson St. •	67
78	Harding	86
46	Delta St. •	60
55	Ark.-Monticello •	74
65	Central Ark.	75
84	Christian Bros. •	60
45	Valdosta St. †	58

Nickname: Lady Mulriders
 Colors: Royal Blue & Old Gold
 Arena: W.T. Watson Athletic Ctr.
 Capacity: 2,000; Year Built: 1962
 AD: Jay Adcox
 SID: Houston Taylor

SOUTHERN CALIFORNIA

Los Angeles, CA 90089-0602I

Coach: Mark Trakh, Long Beach St.
 1981

2005-06 RESULTS (19-12)

80	Hawaii	71
68	Eastern Ill. †	53
46	Long Beach St.	51
62	Noire Dame	73
65	TCU •	62
59	Loyola Marymount	53
97	Cal St. Northridge •	69
57	Ohio St. •	68
94	Cal St. Fullerton •	54
72	Oregon St. •	62
72	Oregon •	48
56	Stanford	77
68	California	73
58	Arizona St. •	50
76	Arizona •	60
81	Washington St.	60
64	Washington	61
73	UCLA	70
67	California •	72
69	Stanford •	78
73	Arizona	72
72	Arizona St.	79
79	Washington •	87
75	Washington St. •	67
77	UCLA	73
69	Oregon	64
64	Oregon St.	67
70	Washington †	67
44	Stanford †	73
67	South Fla. †	65
51	Duke †	85

Nickname: Women of Troy
 Colors: Cardinal & Gold
 Arena: Los Angeles Sports Arena
 Capacity: 15,509; Year Built: 1959
 AD: Michael Garrett
 SID: Darcy Couch

SOUTHERN CONN. ST.

New Haven, CT 06515II

Coach: Joe Frager, Connecticut 1984

2005-06 RESULTS (29-4)

59	Molloy	32
74	Southern N.H. •	47
64	Franklin Pierce	54
42	American Int'l •	56
53	Assumption	58
73	Bryant •	46
71	Bloomsburg	47
56	St. Anselm	53
72	Shepherd	48
65	Caldwell	28
52	Mass.-Lowell	39
69	C.W. Post •	32
57	Pace	35
61	St. Rose •	44
65	Franklin Pierce •	44
59	Southern N.H.	33
72	Mass.-Lowell	47
48	American Int'l	51
66	Assumption •	38
62	Bryant	43
65	Stonehill	53
71	Bentley •	62
63	Merrimack •	43
57	Pace •	43
59	St. Rose	47
50	St. Michael's	34
70	Le Moyne •	38
71	Assumption •	42
55	Bentley •	36
60	St. Rose •	51
76	Phila. Sciences •	43
58	Holy Family •	41
40	American Int'l •	48

Nickname: Owls
 Colors: Blue & White
 Arena: James Moore Fieldhouse
 Capacity: 2,800; Year Built: 1973
 AD: Patricia Nicol

SID: Richard Leddy

SIU EDWARDSVILLE

Edwardsville, IL 62026-1129II

Coach: Wendy Hedberg,
Western Ill. 1974

2005-06 RESULTS (13-14)

95 Robert Morris-Chi. •	51
71 Saginaw Valley •	63
55 Southwest Baptist	52
72 Oakland City •	51
74 Greenville •	39
67 Quincy •	83
63 Rockhurst	66
60 Drury	77
57 Ferris St.	64
64 Lake Superior St. †	77
49 Oakland City	47
60 St. Joseph's (Ind.) •	65
59 Indianapolis •	55
72 Ky. Wesleyan	77
69 Southern Ind.	70
69 Mo.-St. Louis •	40
68 Mo.-Rolla •	54
56 Lewis	73
69 Wis.-Parkside	57
55 Northern Ky. •	72
72 Bellarmine •	63
48 Mo.-St. Louis	65
66 Mo.-Rolla	62
64 Quincy	68
68 Southern Ind. •	76
75 Rockhurst	63
49 Drury •	75

Nickname: Cougars
Colors: Red & White
Arena: Sam Vadalabene Center
Capacity: 4,000; Year Built: 1984
AD: Bradley Hewitt
SID: Eric Hess

SOUTHERN ILL.

Carbondale, IL 62901-6620I

Coach: Dana Eikenberg, Penn St. 1992

2005-06 RESULTS (10-18)

55 Weber St. •	48
94 Murray St.	77
82 South Ala. •	61
63 Southeast Mo. St.	74
59 Indiana •	64
60 Tennessee Tech	70
75 South Dakota St. •	59
69 Missouri	96
61 St. Louis	63
87 Illinois St.	65
61 Indiana St.	74
48 UNI •	59
66 Bradley •	64
52 Missouri St.	69
57 Wichita St.	66
85 Creighton •	63
74 Drake •	66
53 Evansville	73
43 Bradley	52
40 UNI	49
55 Missouri St. •	62
77 Wichita St. •	84
45 Creighton	44
55 Drake	81
63 Evansville •	66
70 Indiana St. •	82
59 Illinois St. •	58
51 Creighton †	54

Nickname: Salukis
Colors: Maroon & White
Arena: SIU Arena
Capacity: 10,014; Year Built: 1964
AD: Mario Moccia

SID: Shalae Schulte

SOUTHERN IND.

Evansville, IN 47712-3534II

Coach: Rick Stein, Southern Ind. 92

2005-06 RESULTS (15-15)

62 Columbus St. †	78
58 Merrimack †	72
55 Augusta St. †	66
87 Brescia •	62
66 Northwood •	55
74 Central St. (Ohio) •	38
73 West Va. Wesleyan •	60
47 Mo.-Rolla	60
58 Mo.-St. Louis	52
72 Wis.-Parkside •	42
57 Lewis •	71
82 Wayne St. (Mich.) •	66
66 Purdue-Calumet •	36
100 Oakland City •	70
85 Ala.-Huntsville •	79
77 Bellarmine	83
43 Northern Ky.	62
61 Quincy •	75
70 SIU Edwardsville •	69
59 Drury	79
77 Rockhurst	63
63 Indianapolis •	71
90 St. Joseph's (Ind.) •	83
75 Ky. Wesleyan	85
61 Drury •	89
82 Rockhurst •	74
69 Quincy	85
76 SIU Edwardsville	68
73 Mo.-Rolla	80
56 Mo.-St. Louis •	61

Nickname: Screaming Eagles
Colors: Red, White & Blue
Arena: Physical Activities Ctr.
Capacity: 3,300; Year Built: 1980
AD: Jon Mark Hall
SID: Dan McDonn

SOUTHERN ME.

Gorham, ME 04038III

Coach: Gary Fifield, Vermont 1974

2005-06 RESULTS (32-2)

75 Williams †	59
83 Me.-Farmington	50
66 Bates •	48
64 Bowdoin •	55
75 Mass.-Dartmouth	50
63 Colby •	24
74 Eastern Conn. St.	63
75 New England	56
61 Salem St.	71
77 Husson •	23
79 Ithaca •	59
81 Husson	43
80 Western Conn. St. •	39
88 Rhode Island Col. •	49
80 Keene St.	56
80 Plymouth St.	35
97 Mass.-Dartmouth •	67
95 Mass.-Boston	43
92 Eastern Conn. St. •	76
61 Western Conn. St.	43
80 Plymouth St. •	39
72 Rhode Island Col.	57
90 Mass.-Boston •	51
75 St. Joseph's (Me.)	25
88 Keene St. •	29
92 Mass.-Dartmouth •	29
65 Keene St. •	40
71 Eastern Conn. St. •	55
81 Maine Maritime •	41
72 Norwich •	42
68 Bridgewater (Va.) •	55

56 Bowdoin •	53
74 Hardin-Simmons †	65
56 Hope †	69

Nickname: Huskies
Colors: Blue, Gold & White
Arena: Warren G. Hill Gymnasium
Capacity: 1,400; Year Built: 1963
AD: Albert D. Bean Jr.
SID: B.L. Elfring

SMU

Dallas, TX 75275I

Coach: Rhonda Rompola, Southern
Methodist 1983

2005-06 RESULTS (16-14)

53 La.-Lafayette •	45
43 Oklahoma	80
63 Arkansas •	73
56 La.-Monroe •	44
61 Virginia Tech •	87
67 Texas-Arlington •	58
69 North Texas	84
58 George Washington	76
61 Liberty	71
68 TCU •	79
77 UC Irvine •	51
96 Sam Houston St. •	68
54 Tulsa	73
78 Tulane	66
69 UTEP	80
67 Memphis •	45
54 UAB •	49
66 Houston •	53
67 Rice •	58
63 East Caro.	75
72 Marshall	57
84 Southern Miss. •	62
69 UCF	57
67 Tulsa •	78
56 Rice	71
63 Houston	61
59 UTEP •	46
58 Tulane •	71
86 Tulane •	84
52 Rice	57

Nickname: Mustangs
Colors: Red & Blue
Arena: Moody Coliseum
Capacity: 8,988; Year Built: 1956
AD: Steven Orsini
SID: Claire Schmitt

SOUTHERN MISS.

Hattiesburg, MS 39406-0001I

Coach: Joye Lee-McNelis, Southern Miss.
1984

2005-06 RESULTS (14-15)

49 Southern Utah •	62
72 South Ala.	84
90 Florida A&M •	56
75 Northwestern St. •	85
64 Mississippi St.	57
60 Liberty †	71
57 Elon †	59
76 Jackson St. •	67
49 Mercer •	51
70 Ark.-Little Rock	80
67 La.-Monroe •	75
61 UCF	50
64 Rice	77
58 Houston	92
57 UTEP •	55
75 Tulane •	60
63 East Caro. •	56
67 Marshall •	63
70 UAB	73
73 Memphis	67
63 UCF •	50

62 SMU	84
57 Tulsa •	76
73 Memphis •	50
76 UAB •	66
71 East Caro.	56
53 Marshall	66
60 Marshall †	58
68 Tulsa †	81

Nickname: Golden Eagles
Colors: Black & Gold
Arena: Reed Green Coliseum
Capacity: 8,095; Year Built: 1965
AD: Richard C. Giannini
SID: Shirley Jones-Hill

SOUTHERN N.H.

Manchester, NH 03106-1045II

Coach: Karen Pinkos,
New Hampshire 1988

2005-06 RESULTS (8-20)

47 Southern Conn. St.	74
57 Pace •	69
50 Mass.-Lowell •	56
52 Franklin Pierce	65
65 NYIT	60
53 New Haven	73
51 Mass.-Lowell	57
67 New Haven •	68
47 American Int'l †	72
61 Bryant	65
71 St. Rose •	68
65 St. Anselm	60
42 Le Moyne	53
55 St. Michael's	57
40 Pace	78
33 Southern Conn. St. •	59
56 St. Rose	74
68 St. Anselm	66
37 Le Moyne •	50
59 St. Michael's •	62
49 Assumption •	59
55 American Int'l	64
78 Bryant •	70
50 Merrimack •	54
78 Bentley	70
72 Stonehill	55
73 Franklin Pierce •	67
57 Bentley	58

Nickname: Penmen
Colors: Blue & Gold
Arena: SNHU Fieldhouse
Capacity: 2,000; Year Built: 1980
AD: Joseph R. Polak
SID: Tom McDermott

SOUTHERN U.

Baton Rouge, LA 70813I

Coach: LaSandra Pugh, Northwestern St.
1987

2005-06 RESULTS (20-11)

67 Northwestern St. •	56
85 Nicholls St. •	67
39 LSU	107
55 East Caro.	59
76 Idaho †	74
53 Pepperdine	64
38 Long Beach St.	76
51 Alabama †	66
53 Ga. Southern †	57
72 Prairie View	37
64 Texas Southern	53
55 Grambling •	54
61 Jackson St. •	55
71 Ark.-Pine Bluff	57
67 Mississippi Val.	62
69 Alabama A&M •	64
51 Alabama St. •	57
64 Alcorn St. •	49

54	Grambling.....	63
55	Jackson St.....	75
72	Ark.-Pine Bluff •.....	58
59	Mississippi Val. •.....	56
56	Alabama A&M.....	58
69	Alabama St.....	61
69	Alcorn St.....	62
69	Prairie View •.....	50
75	Texas Southern •.....	69
84	Grambling †.....	76
58	Alabama A&M †.....	55
61	Alabama St. †.....	58
27	Duke †.....	96

Nickname: Jaguars
 Colors: Columbia Blue & Gold
 Arena: Felton G. Clark Center
 Capacity: 7,500; Year Built: 1976
 AD: Greg LaFleur
 SID: Kevin Manns

SOUTHERN UTAH

Cedar City, UT 84720I

Coach: Joe Hillock, Southern Utah 1976

2005-06 RESULTS (11-17)

62	Southern Miss.....	49
64	Western St. •.....	58
67	Sacramento St.....	68
65	Pacific.....	64
69	Northern Ariz. •.....	88
80	Idaho St. •.....	75
46	UC Davis.....	73
58	St. Mary's (Cal.).....	51
76	Eastern Ore. •.....	55
80	Utah Valley St. •.....	74
53	Chicago St.....	65
47	Utah.....	79
53	UMKC •.....	63
71	Oral Roberts •.....	92
65	IUPUI.....	74
63	Oakland.....	82
67	Centenary (La.).....	76
58	Valparaiso.....	77
47	Western Ill. •.....	57
55	Chicago St. •.....	44
54	Valparaiso.....	69
56	Oral Roberts.....	71
73	Centenary (La.) •.....	61
55	Western Ill.....	80
54	UMKC.....	69
58	IUPUI •.....	55
73	Oakland •.....	58
37	Western Ill. †.....	50

Nickname: Thunderbirds
 Colors: Scarlet & White
 Arena: Centrum
 Capacity: 5,300; Year Built: 1985
 AD: Ken Beazer
 SID: Steve Johnson

SOUTHERN VT.

Bennington, VT 05201-9983III

Coach: LaTanya Collins,
 Virginia St. 2000

2005-06 RESULTS (0-23)

27	Mt. St. Joseph.....	100
29	Dominican (Ill.) †.....	95
38	Green Mountain •.....	85
25	Albany Pharmacy •.....	77
32	Russell Sage •.....	63
42	Becker.....	71
31	St. Joseph (Vt.).....	65
10	Mass. Liberal Arts.....	55
50	Newbury.....	86
33	Utica •.....	89
38	Emmanuel (Mass.) •.....	83
43	Pine Manor •.....	68
58	St. Joseph (Conn.) •.....	83
30	Emerson.....	75

49	Daniel Webster •.....	73
40	Albertus Magnus.....	68
31	Norwich •.....	72
17	Western New Eng.....	81
28	Suffolk.....	71
33	Simmons.....	82
36	Rivier.....	58
28	Johnson & Wales (R.I.).....	94
49	Mitchell.....	69

Nickname: Mountaineers
 Colors: Green, White & Gold
 Arena: Health and Recreation Cen
 Capacity: 300; Year Built: 1991
 AD: Jason Bolgos
 SID: N/A

SOUTHWEST BAPTIST

Bolivar, MO 65613.....II

Coach: Jim Middleton,
 Southwest Mo. St. 85

2005-06 RESULTS (10-17)

68	Northeastern St. •.....	66
68	Central Ark. †.....	72
86	Mercyhurst †.....	57
52	SIU Edwardsville •.....	55
71	Oakland City.....	66
69	St. Gregory's †.....	53
82	Western St. †.....	38
79	Truman •.....	60
79	Mo. Baptist •.....	66
63	St. Mary's (Tex.) †.....	64
79	Tex. A&M-Commerce †.....	71
65	Emporia St.....	95
63	Pittsburg St. •.....	69
67	Northwest Mo. St.....	72
66	Central Mo. St. •.....	70
49	Washburn.....	95
77	Oakland City •.....	62
37	Mo. Western St. •.....	79
69	Mo. Southern St. •.....	62
48	Emporia St. •.....	88
62	Mo. Southern St.....	72
50	Mo. Western St.....	64
47	Washburn •.....	84
47	Central Mo. St.....	80
79	Northwest Mo. St. •.....	84
68	Pittsburg St.....	69
61	Truman.....	68

Nickname: Lady Bearcats
 Colors: Purple & White
 Arena: Meyer Sports Center
 Capacity: 3,000; Year Built: 2005
 AD: Brent Good
 SID: Adam Ledyard

SOUTHWEST MINN. ST.

Marshall, MN 56258II

Coach: Mike Power, Nebraska 1988

2005-06 RESULTS (7-21)

46	North Dakota.....	96
78	Eckerd.....	57
74	P.R.-Bayamon †.....	79
73	Presentation •.....	39
83	Chadron St. •.....	61
52	South Dakota •.....	78
49	St. Cloud St. •.....	77
45	Minn. Duluth.....	78
46	Minn. St. Mankato.....	81
68	Neb.-Omaha •.....	77
42	Augustana (S.D.) •.....	65
43	Minn. St. Moorhead •.....	72
68	Northern St. •.....	78
53	Concordia-St. Paul •.....	61
72	Winona St. •.....	53
87	Bemidji St.....	89
75	Minn.-Crookston.....	78
52	Wayne St. (Neb.).....	76
31	South Dakota St.....	56

56	Wayne St. (Neb.) •.....	68
87	Minn.-Crookston •.....	57
71	Bemidji St. •.....	63
63	Winona St.....	69
45	Concordia-St. Paul.....	81
66	Northern St.....	83
55	Minn. St. Moorhead.....	50
62	Concordia-St. Paul.....	91

Nickname: Mustangs
 Colors: Brown & Gold
 Arena: R/A Facility
 Capacity: 4,000; Year Built: 1996
 AD: Chris Hmielewski
 SID: Jake Strait

SOUTHWESTERN (TEX.)

Georgetown, TX 78627-0770III

Coach: Pam Ruder,
 Wis.-Whitewater 1984

2005-06 RESULTS (12-14)

50	McMurry.....	84
69	Hardin-Simmons.....	74
55	Colorado Col.....	67
69	Colorado Col.....	59
72	Dallas •.....	38
47	Trinity (Tex.).....	56
67	Austin.....	68
34	Howard Payne.....	74
81	Sul Ross St. •.....	57
68	Bethany Lutheran •.....	72
63	Mary Hardin-Baylor.....	61
83	Dallas.....	63
56	Centre.....	31
59	Sewanee.....	56
57	Millsaps •.....	55
74	Oglethorpe •.....	80
75	Hendrix.....	82
62	Rhodes.....	71
61	DePauw.....	87
36	Rose-Hulman.....	53
63	Trinity (Tex.) •.....	60
50	Millsaps.....	57
83	Oglethorpe.....	79
76	Centre.....	41
55	Sewanee •.....	45
55	Rhodes.....	65

Nickname: Pirates
 Colors: Black & Gold
 Arena: Corbin Robertson Center
 Capacity: 2,500; Year Built: 1995
 AD: Glada C. Munt
 SID: Erin Shackelford

SOUTHWESTERN OKLA.

Weatherford, OK 73096II

Coach: Shelly Pond,
 Southwestern Okla. 1992

2005-06 RESULTS (16-12)

60	Arkansas Tech.....	53
58	Mo. Southern St.....	52
40	Washburn †.....	92
61	Oral Roberts.....	72
68	Pittsburg St.....	73
61	Mo. Southern St. †.....	69
73	Eastern N.M. •.....	50
64	West Tex. A&M •.....	77
77	Tarleton St.....	66
73	Midwestern St.....	80
49	Arkansas Tech •.....	48
65	Tex. A&M-Kingsville •.....	43
53	Texas Woman's •.....	64
62	Abilene Christian.....	77
63	Angelo St.....	53
82	East Central.....	83
83	Southeastern Okla. •.....	74
70	Central Okla. •.....	56
65	Northeastern St.....	60
62	Cameron •.....	55

63	Tex. A&M-Commerce.....	77
65	East Central •.....	58
69	Southeastern Okla.....	64
64	Central Okla.....	44
67	Northeastern St. •.....	51
44	Cameron.....	58
71	Tex. A&M-Commerce •.....	70
51	Texas Woman's •.....	65

Nickname: Lady Bulldogs
 Colors: Navy Blue & White
 Arena: Rankin Williams Fieldhouse
 Capacity: 2,400; Year Built: 1957
 AD: Cecil Perkins
 SID: Justin Tinder

SPELMAN

Atlanta, GA 30314-4399III

Coach: LaVon Mercer, Georgia 1980

2005-06 RESULTS (8-16)

61	Clark Atlanta •.....	73
88	Salem †.....	27
66	Bennett.....	63
69	LaGrange •.....	62
85	Fisk •.....	65
54	Maryville (Tenn.) •.....	87
32	Agnes Scott.....	54
47	Piedmont •.....	75
58	Sewanee •.....	77
48	Huntingdon.....	74
65	Wesleyan (Ga.) •.....	28
33	Peace.....	52
52	Meredith.....	86
31	Oglethorpe.....	102
60	LaGrange.....	66
54	Piedmont.....	92
66	Wesleyan (Ga.).....	46
39	Allen.....	59
61	Huntingdon •.....	76
51	Agnes Scott •.....	79
59	Fisk.....	53
57	Bennett •.....	56
37	Maryville (Tenn.).....	85
37	Agnes Scott †.....	47

Nickname: Jaguars
 Colors: Columbia Blue & White
 AD: Germaine McAuley
 SID: Deidra Reid

SPRINGFIELD

Springfield, MA 01109-3797III

Coach: Naomi Graves,
 Rhode Island 1982

2005-06 RESULTS (22-7)

82	Hamilton †.....	53
74	Randolph-Macon.....	70
59	Williams.....	65
58	Western Conn. St.....	53
83	Westfield St.....	75
55	Western New Eng. †.....	43
64	Wesleyan (Conn.) •.....	74
51	Union (N.Y.).....	73
51	Bates •.....	83
62	St. Lawrence •.....	60
63	Mount Holyoke •.....	60
67	WPI •.....	51
54	Coast Guard.....	46
58	Babson.....	55
79	Clark (Mass.).....	68
51	Worcester St.....	66
67	MIT •.....	55
71	Smith •.....	36
48	Coast Guard •.....	38
86	Mount Holyoke.....	80
74	Wellesley.....	62
56	Amherst •.....	50
63	Smith.....	43
76	Clark (Mass.) •.....	65
73	Wheaton (Mass.).....	85

82 Wellesley •	44
81 Clark (Mass.) •	62
57 Mount Holyoke •	51
56 Messiah	70

Nickname: The Pride
 Colors: Maroon & White
 Arena: Blake Arena
 Capacity: 2,000; Year Built: 1981
 AD: Cathie Schweitzer
 SID: Steve Raczynski

STANFORD

Stanford, CA 94305-2060I

Coach: Tara VanDerveer, Indiana 1975

2005-06 RESULTS (26-8)

69 Long Island †	28
77 Minnesota	84
89 Fresno St. •	67
66 Texas Tech	63
109 Pacific	58
67 Tennessee •	74
83 Rice •	53
76 Washington St.	56
72 Washington	77
69 Boston College	77
77 Southern California •	56
91 UCLA •	68
80 Oregon St.	60
76 Oregon	64
87 California •	75
82 Arizona •	51
84 Arizona St. •	78
80 UCLA	90
78 Southern California	69
79 Oregon •	58
87 Oregon St. •	54
81 UC Santa Barb. •	47
55 California	46
59 Arizona St.	62
87 Arizona	76
100 Washington •	69
78 Washington St. •	47
77 Arizona †	50
73 Southern California †	44
76 UCLA †	85
72 Southeast Mo. St. †	45
88 Florida St. †	70
88 Oklahoma †	74
59 LSU †	62

Nickname: Cardinal
 Colors: Cardinal & White
 Arena: Maples Pavilion
 Capacity: 7,233; Year Built: 1969
 AD: Robert A. Bowsly
 SID: Jessica Raber

STATEN ISLAND

Staten Island, NY 10314III

Coach: Marguerite Gualtieri, Hofstra 89

2005-06 RESULTS (18-10)

82 Manhattanville	74
63 St. Joseph's (Brkln)	58
52 Centenary (N.J.) •	60
49 Stevens Institute	65
42 Bowdoin •	85
75 Lehman	65
62 Brooklyn •	48
69 New Paltz St.	66
71 Gordon •	51
72 York (N.Y.) •	50
75 Geneseo St. †	80
67 N.C. Wesleyan †	54
81 City Tech	44
57 Hunter	61
69 Medgar Evers	70
77 Baruch •	86
83 CCNY •	26
75 John Jay •	57

77 York (N.Y.)	61
54 Ramapo	85
68 Brooklyn	51
74 City Tech •	43
91 Medgar Evers •	69
103 Briarcliffe •	97
87 Medgar Evers •	68
77 John Jay •	69
46 Baruch †	73
45 Montclair St.	57

Nickname: Dolphins
 Colors: Maroon & Columbia Blue
 Arena: Sports & Recreation Centr
 Capacity: 1,200; Year Built: 1995
 AD: Jason S. Fein
 SID: Jason Fein

STEPHEN F. AUSTIN

Nacogdoches, TX 75962I

Coach: Lee Ann Riley, Baylor 1985

2005-06 RESULTS (23-8)

65 North Texas	71
82 Alcorn St. •	58
66 UNLV	72
69 Chattanooga †	78
67 Air Force	63
82 High Point †	81
80 Ark.-Little Rock •	45
56 Texas	77
95 Centenary (La.)	86
66 Tulsa	73
85 Jackson St. •	67
80 Nicholls St. •	59
83 Southeastern La. •	48
80 Lamar	58
69 McNeese St.	63
82 Texas St. •	49
48 UTSA	66
39 Texas-Arlington	35
86 Lamar •	60
85 Northwestern St.	69
61 La.-Monroe •	53
67 Nicholls St.	68
88 McNeese St. •	63
77 UTSA •	68
60 Texas St.	54
65 La.-Monroe	62
84 Sam Houston St. •	45
54 Lamar •	53
72 La.-Monroe •	71
56 UTSA •	48
61 Arizona St. †	80

Nickname: Ladyjacks
 Colors: Purple & White
 Arena: William R. Johnson Coliseum
 Capacity: 7,203; Year Built: 1974
 AD: Robert Hill
 SID: James Dixon

STETSON

DeLand, FL 32720I

Coach: Dee Romine, Indiana St. 1974

2005-06 RESULTS (9-19)

33 Tennessee	83
38 Kentucky	84
56 Florida	85
50 Campbell	68
53 Gardner-Webb	62
47 Col. of Charleston	54
49 Florida A&M	58
68 Bethune-Cookman •	51
67 Quinnipiac •	59
44 Mercer •	53
55 Fla. Atlantic	57
55 Belmont •	76
70 Lipscomb •	62
55 North Fla.	61
59 Jacksonville	71

51 East Tenn. St. •	61
72 Kennesaw St. •	64
37 Lipscomb	54
26 Belmont	65
64 Fla. Atlantic •	63
55 Mercer	60
67 Gardner-Webb •	59
64 Campbell •	50
58 Kennesaw St.	55
59 East Tenn. St.	80
66 North Fla. •	60
70 Jacksonville •	75
49 Belmont †	63

Nickname: Hatters
 Colors: Green & White
 Arena: Edmunds Center
 Capacity: 5,000; Year Built: 1974
 AD: Jeff Altier
 SID: Salina Hood

STEVENS INSTITUTE

Hoboken, NJ 07030-5991III

Coach: Jon Hochberg, NYIT

2005-06 RESULTS (20-9)

55 Vassar •	56
67 Western Conn. St. •	56
43 FDU-Florham	60
61 Ramapo •	43
52 Lehman	64
65 Staten Island •	49
50 Drew	69
54 Mt. St. Vincent	44
65 St. Joseph (Conn.)	53
54 Manhattanville	57
39 Mt. St. Mary (N.Y.) •	44
76 St. Elizabeth •	34
65 Farmingdale	53
60 St. Joseph's (L.I.)	43
60 City Tech •	36
73 Centenary (N.J.)	51
51 Old Westbury	45
69 Merchant Marine •	53
70 Mt. St. Vincent	57
69 Baruch •	54
68 Manhattanville •	50
59 Mt. St. Mary (N.Y.)	56
61 Hunter	62
77 Centenary (N.J.) •	55
61 St. Joseph's (L.I.) •	34
68 St. Joseph's (L.I.) •	48
65 Farmingdale •	72
63 John Jay •	26
70 Kean •	72

Nickname: Ducks
 Colors: Red & Gray
 Arena: Canavan Arena
 Capacity: 1,500; Year Built: 1994
 AD: Russell B. Rogers
 SID: Brian Granata

STILLMAN

Tuscaloosa, AL 35403II

Coach: Sherri Harris, Alabama St. 1996

2005-06 RESULTS (13-16)

58 Shaw †	86
54 Central St. (Ohio)	76
63 Ala.-Huntsville •	62
66 Clark Atlanta	53
49 Ala.-Huntsville	68
74 Miles	66
37 Alabama St.	75
48 GC&SU †	77
54 Columbus St.	64
62 Tuskegee •	64
62 Albany St. (Ga.) •	61
48 Fort Valley St. •	52
67 LeMoyne-Owen	60
49 Tuskegee	50

56 LeMoyne-Owen •	49
57 Miles •	60
56 Clark Atlanta •	46
60 Lane	57
52 Kentucky St.	54
48 Paine •	67
57 Benedict •	60
56 Albany St. (Ga.)	53
50 Fort Valley St.	56
64 Paine	60
58 Benedict	75
53 Kentucky St. •	43
55 Lane •	44
44 Albany St. (Ga.) †	41
45 Fort Valley St. †	54

Nickname: Lady Tigers
 Colors: Navy Blue & Vegas Gold
 Arena: Birthright
 Capacity: 1,000; Year Built: 1954
 AD: Curtis Williams
 SID: Wesley Peterson

STONEHILL

Easton, MA 02357II

Coach: Trisha Brown, Harvard 87

2005-06 RESULTS (24-7)

79 St. Thomas Aquinas	51
69 Molloy †	60
69 Adelphi †	54
101 Bentley •	59
75 St. Michael's •	66
62 St. Anselm	49
84 Le Moyne •	74
69 C.W. Post	55
71 Bryant •	57
84 Saginaw Valley •	63
75 Merrimack	62
59 American Int'l •	54
92 Bryant	80
61 Assumption •	58
67 St. Michael's	64
69 St. Anselm •	63
62 Le Moyne	54
65 Merrimack	53
74 Bentley	84
53 Southern Conn. St. •	65
76 Pace •	63
77 St. Rose	76
59 Mass.-Lowell	62
75 Franklin Pierce	69
55 Southern N.H. •	72
70 American Int'l	71
51 Assumption	41
53 Mass.-Lowell •	42
66 St. Rose †	72
77 New Haven †	70
46 American Int'l †	70

Nickname: Skyhawks
 Colors: Purple & White
 Arena: Merkert Gymnasium
 Capacity: 2,200; Year Built: 1973
 AD: Paula Sullivan
 SID: Jim Seavey

STONY BROOK

Stony Brook, NY 11794I

Coach: Maura McHugh,
 Old Dominion 1975

2005-06 RESULTS (20-10)

81 Bucknell •	72
87 Quinnipiac	61
54 Brigham Young •	77
79 Arkansas St. †	74
62 Brown	71
58 Temple •	56
55 George Washington	77
71 Dartmouth •	64
60 St. John's (N.Y.)	79

70 Delaware St. •	59
65 Bucknell	56
67 Vermont	57
64 Binghamton	65
72 New Hampshire	69
72 Boston U.	54
64 Hartford	82
65 Maine	49
48 UMBC	70
68 Albany (N.Y.)	46
81 Vermont	74
68 Binghamton	53
62 New Hampshire	56
64 Boston U.	72
67 Hartford	54
80 Albany (N.Y.)	71
62 UMBC	46
84 Maine	70
59 Vermont †	52
74 Boston U. †	76
65 Hofstra	92

Nickname: Seawolves
 Colors: Scarlet, Blue & Gray
 Arena: Indoor Sports Complex
 Capacity: 4,103; Year Built: 1990
 AD: James Fiore
 SID: Christine Graziano

SUFFOLK

Boston, MA 02114.....III

Coach: Ed Leyden, Massachusetts 71

2005-06 RESULTS (15-11)

39 Tufts	58
75 Wellesley †	67
49 Colby-Sawyer	54
40 Endicott	59
69 Curry	55
56 Wentworth Inst.	49
60 Framingham St.	51
50 Wesleyan (Conn.) †	65
59 Colby †	56
49 Wheaton (Mass.)	52
37 Norwich	57
56 Emerson	41
61 Newbury	37
84 Daniel Webster	60
61 Trinity (Conn.)	53
72 Mass.-Boston	63
50 Western New Eng.	54
55 Johnson & Wales (R.I.)	64
62 Simmons	50
71 Southern Vt.	28
61 Albertus Magnus	51
61 Emmanuel (Mass.)	69
56 St. Joseph (Conn.)	57
57 Pine Manor	56
77 Rivier	33
47 Western New Eng.	52

Nickname: Rams
 Colors: Blue & Gold
 Arena: Regan Gymnasium
 Capacity: 150; Year Built: 1991
 AD: James E. Nelson
 SID: Brenda K. Laymance

SUL ROSS ST.

Alpine, TX 79832.....III

Coach: David Tandy, Sul Ross St.

2005-06 RESULTS (1-24)

53 Lubbock Chrst.	88
52 Mississippi Col.	72
41 Louisiana Col.	52
60 Ozarks (Ark.)	63
61 Austin	67
42 East Tex. Baptist	77
46 LeTourneau	74
28 Howard Payne	54
57 Southwestern (Tex.)	81

59 Albany Pharmacy †	68
72 Texas-Tyler	87
59 Texas-Dallas	64
61 Hardin-Simmons	75
52 McMurry	74
62 Schreiner	71
53 Texas Lutheran	67
55 Mary Hardin-Baylor	66
61 Concordia-Austin	89
75 Mary Hardin-Baylor	88
61 Concordia-Austin	49
29 Hardin-Simmons	76
43 McMurry	79
33 Howard Payne	66
61 Schreiner	71
79 Texas Lutheran	86

Nickname: Lady Lobos
 Colors: Scarlet & Gray
 AD: Kay Whitley
 SID: Travis Hendryx

SUSQUEHANNA

Selinsgrove, PA 17870-1025III

Coach: Jim Reed, Bucknell 85

2005-06 RESULTS (14-12)

55 Manhattanville	28
50 Cortland St.	42
68 Lincoln (Pa.)	51
61 Juniata	55
57 Widener	63
57 Penn St. Tech	45
60 Wilkes	44
53 Muhlenberg	56
57 York (Pa.) †	69
67 Curry †	70
59 Misericordia †	47
46 Lycoming	34
56 Messiah	74
60 Moravian	64
63 Elizabethtown	46
63 Lebanon Valley	60
65 Catholic	56
47 Albright	62
59 Widener	41
46 Elizabethtown	52
54 Moravian	66
47 Messiah	57
47 Albright	55
54 Juniata	48
68 Lebanon Valley	45
37 Messiah	56

Nickname: Crusaders
 Colors: Orange & Maroon
 Arena: O. W. Houts Gymnasium
 Capacity: 1,800; Year Built: 1976
 AD: Pamela Samuelson
 SID: Jim Miller

SWARTHMORE

Swarthmore, PA 19081-1397III

Coach: Adrienne Shibles, Bates 91

2005-06 RESULTS (11-14)

60 Wash. & Lee	67
68 Trinity (Conn.)	64
54 Ursinus	53
57 Johns Hopkins	60
77 St. Joseph (Conn.) †	49
65 Wellesley †	58
57 Mount Holyoke †	63
44 Muhlenberg	66
49 Bryn Mawr	36
45 Dickinson	69
63 McDaniel	74
53 Gettysburg	71
74 Frank. & Marsh.	67
72 Haverford	57
51 Ursinus	57
60 Bryn Mawr	46

53 Dickinson	66
58 Johns Hopkins	66
70 McDaniel	82
78 Lincoln (Pa.)	67
66 Frank. & Marsh.	68
57 Gettysburg	71
62 Washington (Md.)	51
50 Alvernia	59
68 Haverford	58

Nickname: Garnet Tide
 Colors: Garnet, Gray & White
 Arena: Tarble Pavillion
 Capacity: 1,800; Year Built: 1978
 AD: Adam Hertz
 SID: Mark Duzenski

SYRACUSE

Syracuse, NY 13244-5020.....I

Coach: Keith Cieplicki,
 William & Mary 1985

2005-06 RESULTS (9-18)

65 Manhattan	61
64 Buffalo	63
45 Niagara	61
57 Sacred Heart	84
92 Colgate	56
91 Canisius	73
55 Pittsburgh	67
81 Massachusetts	76
52 Binghamton	74
70 Albany (N.Y.)	52
63 Quinnipiac	67
70 Cornell	69
73 Louisville	90
52 West Virginia	74
55 Villanova	72
57 Marquette	71
55 South Fla.	73
43 Cincinnati	59
64 Seton Hall	56
77 Providence	76
55 Notre Dame	67
51 Georgetown	58
48 Louisville	64
43 Rutgers	60
36 Connecticut	65
53 St. John's (N.Y.)	72
57 DePaul	82

Nickname: Orange
 Colors: Orange
 Arena: Manley Field House
 Capacity: 9,500; Year Built: 1962
 AD: Daryl J. Gross
 SID: Mike Morrison

TAMPA

Tampa, FL 33606-1490.....II

Coach: Tom Jessee, Bluefield St. 1988

2005-06 RESULTS (24-7)

69 P.R.-Mayaguez	47
59 S.C.-Aiken	70
75 Converse †	48
84 P.R.-Rio Piedras	30
76 Colo. Christian	49
69 UC-Colo. Spgs. †	53
80 Fla. Memorial	56
82 Eckerd	52
59 St. Michael's	66
60 Palm Beach Atl.	40
72 Lenoir-Rhyne †	60
64 S.C. Upstate	72
55 Fla. Southern	53
66 Lynn	70
55 Florida Tech	50
58 Rollins	71
55 Nova Southeastern	47
71 St. Leo	62
55 Barry	46

85 Eckerd	56
71 Fla. Southern	48
63 Lynn	53
72 St. Leo	50
46 Rollins	63
58 Nova Southeastern	46
61 Florida Tech	60
59 Barry	50
62 Lynn †	55
64 Barry †	48
56 Rollins †	47
50 Delta St. †	66

Nickname: Spartans
 Colors: Scarlet, Gold & Black
 Arena: Martinez Sports Center
 Capacity: 3,432; Year Built: 1984
 AD: Larry Marfise
 SID: Tom Kolbe

TARLETON ST.

Stephenville, TX 76402.....II

Coach: Ronnie Hearne,
 Abilene Christian 1971

2005-06 RESULTS (19-10)

80 Tex. Permian Basin	51
75 Metro St. †	73
76 Colorado St.-Pueblo	72
53 Southeastern Okla.	77
73 East Central	66
66 Southwestern Okla.	77
59 Cameron	73
69 St. Edward's	63
55 Midwestern St.	52
78 St. Edward's	72
59 Midwestern St.	45
64 Tex. A&M-Commerce	83
77 Incarnate Word	44
70 Central Okla.	50
60 Northeastern St.	66
67 Texas Woman's	53
79 Tex. A&M-Kingsville	70
67 Eastern N.M.	47
55 West Tex. A&M	50
70 Abilene Christian	64
76 Angelo St.	83
83 Abilene Christian	59
56 Angelo St.	63
72 Texas Woman's	64
76 Tex. A&M-Kingsville	72
90 Eastern N.M.	62
57 West Tex. A&M	90
59 Tex. A&M-Commerce	60
67 Emporia St. †	85

Nickname: TexAnns
 Colors: Purple & White
 Arena: Wisdom Gymnasium
 Capacity: 3,212; Year Built: 1970
 AD: Lonn Reisman
 SID: Joey Roberts

TEMPLE

Philadelphia, PA 19122I

Coach: Dawn Staley, Virginia 1992

2005-06 RESULTS (24-8)

65 Michigan †	48
51 Oregon	46
66 Drexel	54
72 Penn	53
81 Hampton	38
60 Md.-East. Shore	53
55 Florida	58
56 Stony Brook	58
69 Georgia	66
52 Villanova	43
50 Tennessee	75
77 Charlotte	69
66 La Salle	64
41 George Washington	58

61 Fordham •.....	47
74 St. Bonaventure •.....	65
48 Rutgers.....	47
67 Xavier.....	62
64 St. Joseph's.....	65
85 Massachusetts •.....	50
65 Richmond •.....	46
79 Duquesne •.....	44
62 St. Louis.....	43
54 Richmond.....	56
59 St. Joseph's •.....	53
70 Dayton.....	36
50 George Washington •.....	55
91 Rhode Island.....	79
70 Dayton †.....	55
76 Duquesne †.....	63
59 George Washington †.....	54
58 Hartford †.....	64

Nickname: Owls
 Colors: Cherry & White
 Arena: The Liacouras Center
 Capacity: 10,206; Year Built: 1997
 AD: William Bradshaw
 SID: Merv Jones

TENNESSEE

Knoxville, TN 37996.....I

Coach: Pat Summitt, Tenn.-Martin 1974

2005-06 RESULTS (31-5)

83 Stetson •.....	33
92 Chattanooga •.....	50
83 Michigan St. †.....	55
79 Gonzaga †.....	65
80 Maryland †.....	75
102 Texas •.....	61
74 Stanford.....	67
59 George Washington.....	43
83 Louisiana Tech •.....	59
107 Princeton •.....	39
75 Temple.....	50
62 Notre Dame.....	51
83 Old Dominion •.....	67
66 South Carolina.....	51
89 Connecticut •.....	80
94 Georgia •.....	85
79 Mississippi St.....	56
80 Vanderbilt.....	68
53 Duke.....	75
63 Kentucky.....	66
89 Alabama •.....	54
78 Mississippi.....	63
77 Arkansas •.....	37
69 LSU •.....	72
70 Vanderbilt •.....	67
58 Georgia.....	55
82 Alabama.....	65
81 Auburn •.....	56
93 Florida •.....	95
77 Auburn †.....	45
89 Georgia †.....	79
63 LSU †.....	62
102 Army †.....	54
66 George Washington †.....	53
76 Rutgers †.....	69
63 North Carolina †.....	75

Nickname: Lady Volunteers
 Colors: Orange & White
 Arena: Thompson-Boling Arena
 Capacity: 24,535; Year Built: 1987
 AD: Joan C. Cronan
 SID: Debby Jennings

TENNESSEE ST.

Nashville, TN 37209-1561.....I

Coach: Tracee Jones,
 Tennessee St. 1998

2005-06 RESULTS (0-27)

57 Marshall.....	81
------------------	----

69 Ohio †.....	74
54 Belmont.....	75
50 Mississippi.....	90
53 Southeast Mo. St.....	71
68 Eastern Ill.....	106
65 Ark.-Pine Bluff.....	69
45 Kentucky.....	105
50 Morehead St. •.....	64
46 Murray St.....	96
56 Tenn.-Martin •.....	62
55 Winthrop.....	60
42 Samford.....	67
61 Jacksonville St.....	75
35 Southeast Mo. St. •.....	78
62 Eastern Ill. •.....	77
63 Eastern Ky. •.....	68
53 Tennessee Tech.....	79
47 Jacksonville St. •.....	82
53 Samford •.....	64
68 Austin Peay.....	83
48 Tenn.-Martin.....	51
58 Tennessee Tech •.....	71
55 Austin Peay •.....	80
81 Murray St. •.....	96
58 Morehead St.....	70
68 Eastern Ky.....	78

Nickname: Lady Tigers
 Colors: Blue & White
 Arena: Gentry Center Complex
 Capacity: 10,500; Year Built: 1980
 AD: Teresa Phillips
 SID: Lee Wilmot

TENNESSEE TECH

Cookeville, TN 38505-0001.....I

Coach: Bill Worrell,
 Tennessee Tech 1968

2005-06 RESULTS (23-9)

71 Clemson.....	62
73 Evansville •.....	65
82 Chattanooga †.....	67
55 UNLV.....	65
96 Austin Peay •.....	74
70 Southern Ill. •.....	60
62 Eastern Ill.....	54
81 Southeast Mo. St.....	77
69 Western Ky.....	81
46 Middle Tenn.....	74
57 Samford •.....	59
72 Eastern Ky.....	61
79 Morehead St. •.....	66
95 Jacksonville St.....	64
63 Samford.....	51
78 Eastern Ill. •.....	67
46 Southeast Mo. St. •.....	53
70 Murray St.....	82
79 Tennessee St. •.....	53
60 Morehead St.....	59
48 Tenn.-Martin.....	41
73 Eastern Ky. •.....	48
75 Jacksonville St. •.....	61
71 Tennessee St.....	58
66 Tenn.-Martin •.....	43
64 Austin Peay.....	72
79 Murray St. •.....	73
83 Eastern Ill.....	69
80 Morehead St. †.....	66
50 Southeast Mo. St. †.....	71
56 Belmont •.....	55
66 Western Ky.....	83

Nickname: Golden Eagles
 Colors: Purple & Gold
 Arena: Eblen Center
 Capacity: 10,150; Year Built: 1977
 AD: Mark Wilson
 SID: Rob Schabert

TENN.-MARTIN

Martin, TN 38238-5021.....I

Coach: Tara Tansil, Tenn.-Martin 1996

2005-06 RESULTS (8-19)

55 La Salle †.....	72
44 South Fla.....	78
75 Ky. Wesleyan •.....	63
58 Eastern Ky.....	60
69 IPFW •.....	60
50 Memphis.....	73
74 Jacksonville St. •.....	66
62 Dayton.....	76
47 Georgia •.....	81
49 Austin Peay •.....	61
58 Samford •.....	50
62 Tennessee St.....	56
58 Eastern Ill.....	67
48 Morehead St. •.....	58
59 Austin Peay.....	62
64 Murray St. •.....	83
50 Samford.....	59
55 Jacksonville St.....	84
58 Eastern Ky. •.....	49
41 Tennessee Tech •.....	48
52 Southeast Mo. St.....	67
51 Tennessee St. •.....	48
70 Eastern Ill. •.....	64
52 Morehead St.....	62
43 Tennessee Tech.....	66
49 Southeast Mo. St. •.....	54
45 Murray St.....	58

Nickname: Skyhawks
 Colors: Blue and Orange
 Arena: Skyhawk Arena
 Capacity: 6,700; Year Built: 1978
 AD: Phil Dane
 SID: Joe Lofaro

TEXAS

Austin, TX 78712.....I

Coach: Jody Conradt, Baylor 1963

2005-06 RESULTS (13-15)

68 New Mexico •.....	76
83 Sam Houston St. •.....	33
59 South Carolina †.....	55
59 George Washington †.....	54
61 Tennessee.....	102
70 Duke •.....	84
77 Stephen F. Austin •.....	56
69 North Texas •.....	49
77 Tex. A&M-Corp. Chris •.....	65
49 Rutgers.....	63
61 Kansas.....	70
48 Baylor.....	61
80 Iowa St. •.....	50
63 Missouri •.....	54
70 Nebraska.....	62
71 Kansas St. •.....	70
57 Oklahoma.....	75
60 Oklahoma St. •.....	46
63 Texas Tech.....	84
69 Colorado.....	64
53 Texas A&M •.....	73
58 Connecticut •.....	71
54 Oklahoma •.....	61
61 Oklahoma St.....	56
67 Texas A&M.....	79
46 Texas Tech •.....	58
64 Baylor •.....	72
68 Iowa St. †.....	72

Nickname: Longhorns
 Colors: Burnt Orange & White
 Arena: Frank Erwin Center
 Capacity: 16,837; Year Built: 1977
 AD: Christine A. Plonsky
 SID: Barb Kowal

TEXAS A&M

College Station, TX 77843-1228.I

Coach: Gary Blair, Texas Tech 1972

2005-06 RESULTS (23-9)

77 St. Peter's •.....	36
76 Cal St. Northridge †.....	52
71 DePaul †.....	84
66 Hawaii.....	68
79 Washington •.....	65
94 Sam Houston St. •.....	52
72 Detroit †.....	54
73 UNLV.....	48
62 Dartmouth •.....	47
94 Eastern Wash.....	40
81 Utah St. •.....	55
78 Ark.-Little Rock •.....	64
65 Rice •.....	64
74 Oklahoma St. •.....	52
55 Texas Tech.....	56
66 Kansas St. •.....	39
78 Kansas.....	64
49 Baylor.....	60
72 Missouri.....	52
55 Colorado.....	46
72 Oklahoma •.....	81
65 Texas Tech •.....	48
73 Texas.....	53
69 Nebraska.....	50
59 Baylor •.....	84
54 Oklahoma.....	73
79 Texas •.....	67
64 Iowa St. •.....	53
65 Oklahoma St.....	47
73 Nebraska †.....	64
52 Baylor †.....	53
65 TCU †.....	69

Nickname: Aggies
 Colors: Maroon & White
 Arena: Reed Arena
 Capacity: 12,500; Year Built: 1998
 AD: Bill Byrne
 SID: Steve Miller

TEX. A&M-COMMERCE

Commerce, TX 75428.....II

Coach: Denny Downing,
 Northwestern Okla. 1989

2005-06 RESULTS (16-13)

68 Lubbock Chrst. •.....	63
90 Texas-Dallas •.....	47
74 Northwestern St.....	84
90 Angelo St. •.....	77
70 Abilene Christian •.....	66
43 Oklahoma St.....	67
63 Eastern N.M.....	66
75 West Tex. A&M.....	93
66 Central Mo. St. †.....	59
71 Southwest Baptist †.....	79
83 Tarleton St. •.....	64
91 Midwestern St. •.....	86
76 Texas Woman's.....	70
58 Tex. A&M-Kingsville.....	68
63 Tex. A&M-Corp. Chris.....	65
67 Central Okla.....	55
92 Northeastern St. •.....	88
67 East Central •.....	39
75 Southeastern Okla.....	78
71 Cameron.....	77
77 Southwestern Okla. •.....	63
83 Central Okla. •.....	70
61 Northeastern St.....	67
62 East Central.....	68
81 Southeastern Okla. •.....	76
69 Cameron •.....	56
70 Southwestern Okla.....	71
60 Tarleton St. •.....	59
58 West Tex. A&M.....	64

Nickname: Lions
 Colors: Blue & Gold

Arena: A&M-C Field House
Capacity: 5,000; Year Built: 1950
AD: James Johnson
SID: Bianca Gamez

TEX. A&M-CORP. CHRIS
Corpus Christi, TX 78412

Coach: Jodi Kest, Slippery Rock 1984

2005-06 RESULTS (16-12)

51 Vanderbilt •	65
64 Baylor	92
45 LSU †	74
64 Nebraska †	76
56 UTSA •	44
65 Drake	56
80 Lamar •	61
68 Birmingham-So. •	58
68 Kent St. •	48
65 Texas	77
69 Marshall †	48
64 Virginia Tech	76
70 West Virginia	69
47 Northern Ariz.	72
88 Huston-Tillotson •	38
65 Tex. A&M-Commerce •	63
56 Tex.-Pan American	41
45 South Dakota St.	68
62 North Dakota St.	55
62 Northern Colo. •	63
64 IPFW •	56
59 North Dakota St. •	36
48 South Dakota St. •	71
78 Utah Valley St.	91
70 Northern Colo.	58
61 Tex.-Pan American •	49
70 Longwood	56
67 IPFW	71

Nickname: Islanders
Colors: Blue, Green & White
Arena: American Bank Center
Capacity: 8,000; Year Built: 2004
AD: Brian Teter
SID: Aaron Ames

TEX. A&M-KINGSVILLE
Kingsville, TX 78363

Coach: Dina Kangas, Minn.-Duluth 0

2005-06 RESULTS (5-22)

69 Texas A&M Int'l •	55
76 St. Mary's (Tex.) •	69
51 Mo.-Rolla •	64
49 Northeastern St.	57
50 Central Okla.	70
54 East Central •	65
64 Southeastern Okla. •	63
66 Cal St. L.A.	68
43 Cal St. Dom. Hills	54
39 Cal St. San B'dino	55
57 Texas Woman's •	64
43 Southwestern Okla.	65
44 Cameron	54
41 Texas Woman's	63
68 Tex. A&M-Commerce •	58
66 Midwestern St.	70
70 Tarleton St.	79
67 Abilene Christian •	71
56 Angelo St. •	62
62 Eastern N.M.	71
77 West Tex. A&M	110
60 Eastern N.M. •	58
62 West Tex. A&M •	80
59 Midwestern St. •	69
72 Tarleton St. •	76
64 Abilene Christian	87
41 Angelo St.	87

Nickname: Javelinas
Colors: Blue & Gold
Arena: Steinke Center

Capacity: 4,000; Year Built: 1970
AD: Jill Willson
SID: Derek Smolik

TCU
Fort Worth, TX 76129-0001

Coach: Jeff Mittie, Mo. Western St. 1989

2005-06 RESULTS (19-12)

71 Long Beach St. •	68
51 Georgia •	80
72 Mississippi St. †	52
54 North Carolina †	77
63 Oklahoma	77
62 Southern California	65
52 Duke •	92
79 SMU	68
91 Arkansas St. •	67
70 Texas-Arlington •	58
74 Cornell	52
67 Wyoming	68
76 New Mexico •	67
71 Air Force •	57
77 San Diego St.	60
73 Colorado St.	63
64 Brigham Young •	67
69 Utah •	56
50 UNLV	61
67 Wyoming •	59
63 New Mexico	87
84 Air Force	79
80 San Diego St. •	49
83 Colorado St.	57
56 Brigham Young	73
63 Utah	62
82 UNLV •	77
63 Wyoming †	55
53 Brigham Young †	63
69 Texas A&M †	65
48 Rutgers †	82

Nickname: Lady Frogs
Colors: Purple & White
Arena: Daniel-Meyer Coliseum
Capacity: 7,201; Year Built: 1961
AD: Danny Morrison
SID: Matt Freed

TEXAS LUTHERAN
Seguin, TX 78155-5999

Coach: Ashley Smith, Dallas 1997

2005-06 RESULTS (5-20)

72 Piedmont	86
65 Flagler †	83
87 Schreiner	96
71 LeTourneau	58
59 East Tex. Baptist	76
74 Texas-Tyler	102
71 Trinity (Tex.)	97
53 Texas-Dallas •	76
60 Austin	75
76 Ozarks (Ark.)	85
59 Mississippi Col. •	79
77 Louisiana Col.	75
62 Schreiner	67
70 Concordia-Austin	80
68 Mary Hardin-Baylor	71
41 Howard Payne •	63
67 Sul Ross St. •	53
35 McMurry	62
43 Hardin-Simmons •	75
60 McMurry	84
57 Hardin-Simmons	71
71 Concordia-Austin •	63
60 Mary Hardin-Baylor •	68
37 Howard Payne	61
86 Sul Ross St.	79

Nickname: Bulldogs
Colors: Black & Gold
Arena: Memorial Gymnasium

Capacity: 1,500; Year Built: 1952
AD: Bill Miller
SID: Tim Clark

TEXAS SOUTHERN
Houston, TX 77004

Coach: Claude Cummings,
West Tex. A&M 96

2005-06 RESULTS (5-22)

61 Pacific	72
62 Fresno St.	91
57 La.-Lafayette	78
87 Texas Col. •	72
67 Southeastern La. •	60
68 Nebraska	93
61 Sam Houston St. •	79
61 UTEP †	80
50 Tex.-Pan American	68
59 Alcorn St. •	65
53 Southern U. •	64
65 Prairie View •	75
76 Grambling	62
54 Jackson St.	65
62 Mississippi Val. •	70
57 Ark.-Pine Bluff •	60
55 Alabama St.	57
50 Alabama A&M	64
56 Prairie View	71
71 Grambling •	79
53 Jackson St. •	62
68 Mississippi Val.	79
49 Ark.-Pine Bluff	64
55 Alabama St. •	51
73 Alabama A&M •	57
43 Alcorn St.	69
69 Southern U.	75

Nickname: Tigers
Colors: Maroon & Gray
Arena: Health & P.E. Arena
Capacity: 8,100; Year Built: 1988
AD: Alois S. Blackwell
SID: Rodney Bush

TEXAS ST.
San Marcos, TX 78666-4615

Coach: Suzanne Fox,
Abilene Christian 90

2005-06 RESULTS (17-11)

77 Oklahoma St.	69
85 Tex. Permian Basin •	40
78 Prairie View •	46
85 Mississippi Val. •	51
95 Huston-Tillotson	61
102 Schreiner •	43
67 Tex.-Pan American •	65
51 South Dakota St.	67
47 Nebraska	96
59 Tex.-Pan American	47
63 UTEP †	76
68 Sam Houston St.	59
73 Lamar	67
54 Texas-Arlington •	88
49 Stephen F. Austin	82
73 Sam Houston St. •	63
63 La.-Monroe •	69
76 Northwestern St. •	71
61 Southeastern La.	76
50 Nicholls St.	52
70 Lamar •	67
67 McNeese St.	71
73 UTSA	71
67 Southeastern La. •	52
54 Stephen F. Austin •	60
88 Northwestern St.	79
65 Nicholls St. •	52
56 La.-Monroe •	72

Nickname: Bobcats
Colors: Maroon & Gold

Arena: Strahan Coliseum
Capacity: 7,200; Year Built: 1979
AD: Larry Teis
SID: Steve Wilson

TEXAS TECH
Lubbock, TX 79409-3021

Coach: Marsha Sharp,
Wayland Baptist 1974

2005-06 RESULTS (15-14)

68 LSU •	76
85 Southeast Mo. St. •	56
70 Rice	73
69 Mississippi	72
63 Stanford •	66
63 Sacramento St. •	53
72 Penn St.	78
99 Oral Roberts •	58
68 Louisville †	57
62 Virginia Tech †	69
77 Fresno St. •	67
51 Kansas St.	53
56 Texas A&M •	55
64 Baylor •	62
57 Oklahoma	63
61 Nebraska •	59
61 Oklahoma St.	51
51 Missouri	65
84 Texas •	63
48 Texas A&M	65
48 Oklahoma St. •	35
76 Colorado •	56
65 Iowa St.	69
60 Baylor	73
62 Kansas •	50
58 Texas	46
59 Oklahoma •	60
61 Oklahoma St. †	42
75 Missouri †	81

Nickname: Lady Raiders
Colors: Scarlet & Black
Arena: United Spirit Arena
Capacity: 15,050; Year Built: 1999
AD: Gerald L. Myers
SID: Tammi Hoffman

TEXAS WOMAN'S
Denton, TX 76204-5349

Coach: Rene Hanebutt, Texas Tech 1998

2005-06 RESULTS (14-14)

72 East Central †	61
81 St. Mary's (Tex.) †	49
75 Southern Ark. •	61
54 Central Okla.	68
58 Northeastern St.	53
57 Sam Houston St. •	59
52 Southeastern Okla. •	63
71 Incarnate Word	67
64 Tex. A&M-Kingsville	57
72 Incarnate Word •	58
39 Cameron	65
64 Southwestern Okla.	53
63 Tex. A&M-Kingsville •	41
70 Tex. A&M-Commerce •	76
53 Tarleton St.	67
67 Midwestern St.	58
69 Angelo St. •	78
79 Abilene Christian •	84
63 West Tex. A&M	87
65 Eastern N.M.	51
59 West Tex. A&M •	73
68 Eastern N.M. •	60
64 Tarleton St. •	72
51 Midwestern St. •	63
39 Angelo St.	54
72 Abilene Christian	60
65 Southwestern Okla.	51
55 Angelo St. †	75

Nickname: Pioneers
 Colors: Maroon & White (PMS 202)
 Arena: Kitty Magee Arena
 Capacity: 1,800; Year Built: 1997
 AD: Chalese Connors
 SID: Melanie Robotham

TEXAS-ARLINGTON

Arlington, TX 76019.....I

Coach: Donna Capps,
 Tex. A&M-Commerce 1974

2005-06 RESULTS (20-9)

50	South Fla.	74
60	La Salle †	54
58	SMU	67
62	New Mexico St.	50
58	UTEP	53
61	Cincinnati	73
65	Troy †	54
65	UCF	22
49	Florida	59
58	TCU	70
75	Cornell	57
71	Northwestern St.	49
58	La.-Monroe	55
88	Texas St.	54
78	Lamar	41
61	Southeastern La.	43
60	Nicholls St.	40
35	Stephen F. Austin	39
56	Sam Houston St.	34
59	McNeese St.	56
83	Northwestern St.	43
67	UTSA	68
60	Lamar	57
65	Nicholls St.	39
58	Southeastern La.	33
61	Sam Houston St.	44
47	McNeese St.	48
71	McNeese St.	43
75	UTSA	76

Nickname: Lady Mavericks
 Colors: Royal Blue & White
 Arena: Texas Hall
 Capacity: 3,600; Year Built: 1965
 AD: Peter D. Carlon
 SID: John Brush

TEXAS-DALLAS

Richardson, TX 75083-0688III

Coach: Polly Thomason, Austin 1999

2005-06 RESULTS (12-13)

47	Tex. A&M-Commerce	90
57	McMurry	76
72	Hardin-Simmons	81
76	Texas Lutheran	53
87	Schreiner	69
60	Concordia-Austin	53
81	Mary Hardin-Baylor	63
54	Millsaps †	64
90	Muskingum †	55
55	Howard Payne	74
64	Sul Ross St.	59
61	Austin	69
73	Ozarks (Ark.)	59
61	Mississippi Col.	77
71	Louisiana Col.	47
82	LeTourneau	75
56	East Tex. Baptist	91
69	Texas-Tyler	76
78	LeTourneau	64
55	East Tex. Baptist	62
73	Texas-Tyler	86
59	Austin	45
73	Ozarks (Ark.)	85
71	Mississippi Col.	77
72	Louisiana Col.	69

Nickname: Comets

Colors: Forest Green & Orange
 Arena: UTD Activity Center
 Capacity: 2,500; Year Built: 1998
 AD: Chris C. Gage
 SID: Tricia Hoffmann

UTEP

El Paso, TX 79968I

Coach: Keitha Green,
 Southwestern (Kan.) 1989

2005-06 RESULTS (14-15)

68	Northern Ariz.	49
70	New Mexico St.	58
63	Tulane	68
61	La.-Lafayette	65
66	New Mexico St.	47
53	Texas-Arlington	58
58	North Texas	60
85	Northern Colo.	57
71	Illinois St.	83
103	Tex. Permian Basin	61
80	Texas Southern †	61
76	Texas St. †	63
80	Tex.-Pan American	34
73	Tulsa	66
80	SMU	69
55	Southern Miss.	57
46	UCF	51
72	UAB	69
32	Rice	83
50	Houston	64
59	Tulane	58
66	Memphis	71
49	Rice	63
77	Houston	67
72	East Caro.	77
77	Marshall	63
46	SMU	59
48	Tulsa	64
40	Houston †	57

Nickname: Miners
 Colors: Dark Blue, Orange & Silver
 Arena: Don Haskins Center
 Capacity: 12,000; Year Built: 1977
 AD: Bob Stull
 SID: Brian Henry

TEX.-PAN AMERICAN

Edinburg, TX 78541I

Coach: DeAnn Craft,
 Central Bible (Fla.) 1987

2005-06 RESULTS (7-21)

32	Auburn	85
66	Prairie View	67
43	La.-Lafayette	53
37	Mississippi Val. †	70
75	Prairie View †	54
56	Kansas St.	82
55	Houston †	63
55	North Texas	73
65	Texas St.	67
44	Arkansas	74
92	Schreiner	49
73	Texas A&M Int'l	71
47	Texas St.	59
68	Texas Southern	50
34	UTEP	80
52	Northern Ariz.	55
52	Northern Colo.	72
67	Utah Valley St.	73
41	Tex. A&M-Corp. Chris	56
59	Wichita St.	72
63	IPFW	60
48	Northern Colo.	57
48	South Dakota St.	65
71	Huston-Tillotson	38
46	IPFW	62
49	Tex. A&M-Corp. Chris	61

34	Oregon St.	79
65	Utah Valley St.	49

Nickname: Lady Broncs
 Colors: Forest Green, Orange & White
 Arena: UT Pan American Field Hse
 Capacity: 4,000; Year Built: 1969
 AD: Scott Street
 SID: Joe Monaco

UTSA

San Antonio, TX 78249-0691I

Coach: Rae Rippetoe-Blair,
 Oklahoma St. 1985

2005-06 RESULTS (18-12)

57	West Virginia †	54
71	Florida A&M †	61
41	Tulsa	63
52	Ark.-Little Rock	44
61	New Mexico St.	38
44	Tex. A&M-Corp. Chris	56
67	Louisiana Tech †	75
75	Davidson †	69
64	Arizona St.	78
62	Buffalo	73
59	Colorado St.	63
75	Southeastern La.	56
70	McNeese St.	58
61	La.-Monroe	62
75	Sam Houston St.	71
66	Stephen F. Austin	48
73	Northwestern St.	65
71	La.-Monroe	70
67	Nicholls St.	57
63	Southeastern La.	66
57	McNeese St.	62
53	Lamar	50
68	Texas-Arlington	67
71	Texas St.	73
68	Stephen F. Austin	77
72	Sam Houston St.	52
69	Northwestern St.	58
61	Southeastern La.	46
76	Texas-Arlington	75
48	Stephen F. Austin	56

Nickname: Roadrunners
 Colors: Orange, Blue & White
 Arena: Convocation Center
 Capacity: 5,100; Year Built: 1971
 AD: Lynn Hickey
 SID: Carlos Valdez III

TEXAS-TYLER

Tyler, TX 75799III

Coach: Rae Rippetoe-Blair,
 Oklahoma St. 1985

2005-06 RESULTS (17-8)

71	Texas Wesleyan	78
54	Hardin-Simmons	59
77	McMurry	92
82	Schreiner	78
102	Texas Lutheran	74
72	Central Ark.	87
76	Concordia-Austin	52
46	Sam Houston St.	83
88	Mary Hardin-Baylor	63
87	Sul Ross St.	72
61	Howard Payne	72
90	Ozarks (Ark.)	81
75	Austin	59
88	Louisiana Col.	72
74	Mississippi Col.	80
62	East Tex. Baptist	68
94	LeTourneau	60
76	Texas-Dallas	69
90	East Tex. Baptist	86
77	LeTourneau	65
86	Texas-Dallas	73
78	Ozarks (Ark.)	64

69	Austin	64
93	Louisiana Col.	58
83	Mississippi Col.	75

Nickname: Patriots
 Colors: Orange & navy
 AD: Howard Patterson
 SID: To be named

THIEL

Greenville, PA 16125III

Coach: Artina Trader,
 N.C. Wesleyan 1999

2005-06 RESULTS (7-19)

77	John Carroll †	82
60	Allegheny	63
50	Denison	79
81	Carnegie Mellon	62
56	Marietta	65
80	Salisbury	86
46	Guilford †	64
88	Chatham	67
56	Ursuline	66
45	Kenyon	65
73	Allegheny †	83
51	Anderson (Ind.) †	91
61	Westminster (Pa.)	60
54	Fredonia St.	58
65	Thomas More	70
60	Waynesburg	56
56	Grove City	38
38	Wash. & Jeff.	65
92	Bethany (W.V.)	89
44	Thomas More	68
77	Waynesburg	72
62	Grove City	65
79	Wash. & Jeff.	85
73	Westminster (Pa.)	76
60	Bethany (W.V.)	76
39	Westminster (Pa.)	75

Nickname: Tomcats
 Colors: Navy Blue & Old Gold
 Arena: Rissell-Beeghly Gym
 Capacity: 1,000; Year Built: 1968
 AD: Roseanne Gill-Jacobson
 SID: Kevin M. Fenstermacher

THOMAS

Waterville, ME 04901III

Coach: Christopher Aube, Thomas 1994

2005-06 RESULTS (15-11)

77	Me.-Fort Kent	60
84	Wentworth Inst.	82
62	Me.-Farmington	81
82	Newbury †	64
62	Norwich	78
60	New England	79
73	New England Col.	76
98	Wheelock	39
52	St. Joseph's (Me.)	68
70	Me.-Presque Isle	74
87	Husson	77
81	Wheelock	34
92	Mount Ida	51
80	Maine Maritime	94
88	Elms	51
99	Becker	73
88	Castleton St.	87
80	Johnson St.	69
98	Bay Path	55
100	Lesley	72
81	Maine Maritime	95
69	Me.-Farmington	95
66	Husson	79
100	Lasell	95
109	Mount Ida	77
66	Me.-Farmington	78

Nickname: Terriers

Colors: Black & Red
 Arena: Physical Education Center
 Capacity: 3,000; Year Built: 1974
 AD: Heidi Poland
 SID: To be named

THOMAS MORE

Crestview Hills, KY 41017-3495III

Coach: Brian Neal, Northern Ky. 1991

2005-06 RESULTS (20-8)

87 Juniata †	62
70 Wilmington (Ohio)	86
59 Mt. St. Joseph	34
75 Centre •	41
66 Otterbein •	63
65 Washington-St. Louis †	80
61 Maryville (Mo.) †	72
73 Buffalo St. †	67
53 Penn St.-Behrend	66
68 Mt. St. Joseph •	58
60 Bluffton •	47
55 Wis.-Platteville •	40
71 Bethany (W.V.) •	57
64 Wash. & Jeff. •	45
70 Thiel	65
74 Grove City •	56
62 Waynesburg	66
74 Westminster (Pa.)	68
57 Wittenberg	60
68 Thiel •	44
71 Bethany (W.V.)	59
49 Grove City	45
72 Waynesburg •	44
61 Westminster (Pa.) •	39
49 Wash. & Jeff.	74
72 Grove City •	59
67 Waynesburg †	41
58 Wash. & Jeff.	61

Nickname: Saints
 Colors: Royal Blue, White & Silver
 Arena: Connor Convocation Center
 Capacity: 1,200; Year Built: 1989
 AD: Terry Connor
 SID: J. Ameer Rasheed

TIFFIN

Tiffin, OH 44883-2161II

Coach: Shannon Potee, Dayton

2005-06 RESULTS (13-15)

64 Madonna	49
56 Findlay	75
71 Pitt.-Johnstown †	81
88 Mich.-Dearborn •	37
53 Walsh	69
80 Mich.-Dearborn	62
100 Ohio Dominican •	84
85 Wilberforce	80
54 Nova Southeastern	60
42 Assumption †	63
58 Findlay •	76
54 St. Francis (Ind.) •	65
79 Malone •	74
72 Ohio Dominican	83
51 Shawnee St.	59
69 Mt. Vernon Naz.	82
80 Urbana •	54
51 Cedarville	59
67 Rio Grande	52
74 Wilberforce •	53
55 Shawnee St. •	72
67 Malone	54
61 Urbana	59
71 Mt. Vernon Naz. •	58
67 Rio Grande •	65
72 Cedarville •	84
57 Walsh •	62
59 Walsh	63

Nickname: Dragons

Colors: Green & Gold
 AD: Ian S. Day
 SID: Shane O'Donnell

TOLEDO

Toledo, OH 43606I

Coach: Mark Ehlen, Ohio St. 1975

2005-06 RESULTS (11-18)

69 North Dakota St. •	66
50 Va. Commonwealth	71
61 Michigan	55
83 St. Francis (Pa.)	59
56 Indiana St.	74
69 Wright St. •	66
74 Oakland •	47
60 Cincinnati	70
77 Dayton †	79
67 Tulane	77
83 Ball St. •	79
40 Eastern Mich.	68
60 Northern Ill.	71
48 Central Mich. •	60
71 Western Mich. •	73
57 Buffalo	47
77 Miami (Ohio) •	58
57 Kent St.	85
65 Bowling Green •	71
66 Akron •	69
81 Ohio	49
49 Ball St.	64
49 Eastern Mich. •	73
52 Northern Ill. •	59
51 Central Mich.	54
86 Western Mich.	87
70 Buffalo	58
64 Western Mich. †	59
46 Bowling Green †	68

Nickname: Rockets
 Colors: Blue & Gold
 Arena: John F. Savage Hall
 Capacity: 9,000; Year Built: 1976
 AD: Michael E. O'Brien
 SID: Brian DeBenedictis

TOWSON

Towson, MD 21252-0001I

Coach: Joe Mathews, Radford 1991

2005-06 RESULTS (9-19)

67 American •	54
56 Missouri †	57
50 Pittsburgh	69
63 Wake Forest •	48
58 Drexel	51
48 St. Francis (N.Y.) •	45
67 Kennesaw St. •	52
62 Loyola (Md.) •	70
69 New Hampshire †	70
75 Fairfield †	57
63 Hofstra •	71
77 Northeastern	75
56 Delaware •	67
65 Georgia St. •	89
61 James Madison	75
61 Va. Commonwealth	72
33 William & Mary •	51
56 Old Dominion •	69
50 UNC Wilmington	56
69 Georgia St.	78
62 Va. Commonwealth •	61
53 James Madison •	87
52 Delaware	64
61 Drexel	63
53 Hofstra	71
45 George Mason	50
62 Northeastern •	54
46 Drexel †	61

Nickname: Tigers
 Colors: Gold, White & Black

Arena: Towson Center
 Capacity: 5,000; Year Built: 1976
 AD: Michael J. Hermann
 SID: Kelly McCarthy

TRANSYLVANIA

Lexington, KY 40508-1797III

Coach: Jill Meiring, Denison 2001

2005-06 RESULTS (8-17)

50 Hanover •	56
50 Ind.-Southeast •	62
40 Maryville (Tenn.) •	70
50 Ind.-Southeast	64
83 Asbury	73
60 Centre •	62
77 Maryville (Tenn.)	89
54 Ky. Christian •	55
57 UC Santa Cruz	59
47 Dominican (Cal.)	57
70 Centre	50
66 Defiance •	61
45 Anderson (Ind.)	71
64 Mt. St. Joseph •	58
75 Bluffton	67
62 Manchester	74
62 Franklin •	80
75 Anderson (Ind.) •	69
59 Mt. St. Joseph	55
65 Bluffton •	47
49 Hanover	55
55 Manchester •	66
63 Franklin	77
55 Defiance	64
59 Anderson (Ind.)	69

Nickname: Pioneers
 Colors: Crimson & White
 Arena: Clive M. Beck Center
 Capacity: 1,200; Year Built: 2002
 AD: Jack Ebel
 SID: Glenn Osborne

TRI-STATE

Angola, IN 46703III

Coach: Jill Meiring, Denison 2001

2005-06 RESULTS (2-24)

62 Dubuque †	81
73 Earlham †	68
55 Capital •	56
59 Bluffton	64
66 Olivet •	68
56 Franklin	84
67 Davenport •	88
55 Hope	98
59 Manchester •	72
52 Goshen	55
56 Defiance	78
45 St. Mary's (Ind.) •	51
61 Alma	72
56 Albion	78
62 Calvin •	78
63 Adrian	56
59 Kalamazoo •	67
53 Olivet	72
32 Hope •	71
57 St. Mary's (Ind.)	58
50 Alma •	68
58 Albion •	77
30 Calvin	87
58 Adrian	64
60 Kalamazoo	65
66 Kalamazoo	68

Nickname: Thunder
 Colors: Royal blue & white
 AD: David Anspaugh
 SID: To be named

TRINITY (CONN.)

Hartford, CT 06106.....III

Coach: Wendy Davis, Connecticut 1991

2005-06 RESULTS (8-15)

38 Mary Washington †	66
64 Swarthmore	68
63 Westfield St.	51
53 Smith •	49
72 Wheelock •	16
52 Coast Guard •	47
69 Clark (Mass.)	77
46 Catholic †	64
52 Edward Waters †	64
81 Elms •	52
53 St. Joseph (Conn.) •	59
58 Amherst	71
72 Connecticut Col.	61
44 Wesleyan (Conn.) •	65
53 Suffolk	61
59 Colby	63
51 Bowdoin	85
56 Western Conn. St. •	62
63 Middlebury •	59
69 Williams •	75
61 Tufts	56
46 Bates	76
42 Wesleyan (Conn.)	72

Nickname: Bantams
 Colors: Blue & Gold
 Arena: Oosting Gymnasium
 Capacity: 2,000; Year Built: 1963
 AD: Richard J. Hazelton
 SID: David Kingsley

TRINITY (TEX.)

San Antonio, TX 78212-7200III

Coach: Becky Geyer, Northern St. 1987

2005-06 RESULTS (20-8)

61 Gwynedd-Mercy †	66
96 Elizabethtown †	77
82 Wesleyan (Conn.) †	70
74 Mary Hardin-Baylor •	67
56 Southwestern (Tex.) •	47
97 Texas Lutheran	71
69 Ill. Wesleyan •	61
64 Johns Hopkins •	59
78 St. Lawrence †	61
71 Bates †	76
81 Sewanee	55
75 Centre	45
103 Oglethorpe •	92
76 Millsaps •	63
78 Rhodes •	62
82 Hendrix •	76
51 Rose-Hulman	53
57 DePauw	60
60 Southwestern (Tex.)	63
86 Dallas •	73
77 Oglethorpe	82
77 Millsaps	60
68 Sewanee •	51
80 Centre •	52
75 Hendrix †	66
73 Oglethorpe †	65
65 DePauw †	67
53 Howard Payne †	71

Nickname: Tigers
 Colors: Maroon & White
 Arena: Earl C. Sams Gymnasium
 Capacity: 1,850; Year Built: 1992
 AD: Robert C. King
 SID: Justin Parker

TRINITY (D.C.)

Washington, DC 20017-1094III

Coach: Mark Bogdanský, Yeshiva 1997

2005-06 RESULTS (4-15)

54 Otterbein †.....	75
60 Penn St.-Altoona †.....	75
55 Gallaudet.....	56
73 Chestnut Hill •.....	74
41 Wash. & Jeff.....	79
69 Shenandoah †.....	76
50 Washington (Md.).....	63
81 Wilson •.....	59
58 Chatham.....	54
59 St. Mary's (Md.).....	72
75 Hood.....	90
69 Mary Baldwin •.....	94
67 Notre Dame (Md.) •.....	80
59 Notre Dame (Md.).....	62
67 Chatham.....	52
78 Mary Baldwin.....	80
81 Chestnut Hill.....	73
51 Hood •.....	66
83 Wilson.....	84

Nickname: Tigers
 Colors: Purple & Yellow
 Arena: Trinity Center
 Capacity: 2,500; Year Built: 2002
 AD: Kristine M. Manning
 SID: Robert B. Ginsburg

TROY

Troy, AL 36082ll

Coach: Mike Murphy, Duke 1991

2005-06 RESULTS (9-18)

68 Austin Peay •.....	61
81 Jacksonville St. •.....	79
67 Birmingham-So. •.....	64
60 Samford.....	68
59 UCF •.....	55
54 Texas-Arlington †.....	65
63 Central Mich. †.....	75
74 Ga. Southern •.....	71
43 Georgia Tech.....	69
51 UNLV.....	69
89 Navy •.....	87
52 South Ala. •.....	71
93 New Orleans •.....	53
69 La.-Lafayette •.....	81
36 Western Ky.....	64
60 Middle Tenn.....	91
46 North Texas.....	71
72 Denver.....	65
46 Ark.-Little Rock •.....	71
65 Arkansas St. •.....	76
54 New Orleans.....	63
59 La.-Lafayette.....	70
65 Florida Int'l •.....	55
40 South Ala.....	61
66 North Texas •.....	73
50 Denver •.....	63
62 Arkansas St. †.....	68

Nickname: Trojans
 Colors: Cardinal, Silver & Black
 Arena: Trojan Arena
 Capacity: 4,000; Year Built: 1964
 AD: Steve Dennis
 SID: Kara Moran

TRUMAN

Kirksville, MO 63501-4221ll

Coach: John Sloop, Maryville (Mo.) 91

2005-06 RESULTS (12-16)

81 Stephens •.....	52
85 Harris-Stowe •.....	36
77 Lincoln (Mo.) •.....	50
86 Central Methodist •.....	72
63 Quincy.....	71
71 Ill.-Springfield •.....	45
58 Mo.-Rolla.....	48
60 Southwest Baptist.....	79
52 Lincoln (Mo.).....	42

52 Drury •.....	76
64 Washburn •.....	74
71 Central Mo. St.....	77
59 Mo. Southern St. •.....	73
88 Upper Iowa •.....	76
68 Pittsburg St.....	74
83 Mo. Western St. •.....	78
49 Emporia St.....	76
60 Northwest Mo. St. •.....	88
61 Washburn.....	77
55 Northwest Mo. St.....	74
59 Emporia St. •.....	70
48 Mo. Western St.....	57
63 Pittsburg St.....	54
51 Upper Iowa.....	50
56 Mo. Southern St.....	70
56 Central Mo. St. •.....	70
68 Southwest Baptist •.....	61
36 Washburn †.....	63

Nickname: Bulldogs
 Colors: Purple & White
 Arena: Pershing
 Capacity: 3,000; Year Built: 1959
 AD: Jerry Wollmering
 SID: Daniel Newton

TUFTS

Medford, MA 02155.....lll

Coach: Carla Berube, Connecticut 1997

2005-06 RESULTS (10-13)

58 Suffolk •.....	39
64 Gordon •.....	44
68 Babson •.....	58
59 Wheaton (Mass.).....	62
76 Simmons.....	62
66 Wellesley.....	42
44 Pt. Loma Nazarene.....	67
45 Millikin †.....	49
50 Messiah †.....	67
58 Fitchburg St.....	55
61 Emmanuel (Mass.) •.....	75
61 Colby •.....	41
56 Bowdoin •.....	73
57 Brandeis.....	68
53 Williams.....	60
53 Middlebury.....	57
50 Wesleyan (Conn.).....	62
58 Connecticut Col.....	35
47 Bates.....	78
55 Salve Regina.....	50
56 Trinity (Conn.) •.....	61
62 Amherst •.....	41
41 Bowdoin.....	52

Nickname: Jumbos
 Colors: Brown & Blue
 Arena: Cousins Gym
 Capacity: 1,000; Year Built: 1932
 AD: Bill Gehling
 SID: Paul Sweeney

TULANE

New Orleans, LA 70118-0000...l

Coach: Lisa Stockton, Wake Forest 1986

2005-06 RESULTS (15-12)

84 Howard •.....	79
68 UTEP.....	63
64 Chicago St. †.....	65
65 Lehigh †.....	63
72 Central Conn. St. •.....	60
60 LSU.....	89
55 Samford •.....	64
77 Toledo •.....	67
88 Miami (Ohio) •.....	72
66 SMU •.....	78
63 Tulsa •.....	70
52 UCF.....	60
60 Southern Miss.....	75
69 Southeastern La.....	62

74 Memphis •.....	58
61 Houston.....	54
69 Rice.....	82
58 UTEP •.....	59
86 UAB.....	84
65 Houston.....	54
56 Rice •.....	68
58 Marshall •.....	40
81 East Caro. •.....	78
63 Tulsa.....	74
71 SMU.....	58
69 UCF †.....	52
84 SMU.....	86

Nickname: Green Wave
 Colors: Olive Green & Sky Blue
 Arena: Fogelman Arena
 Capacity: 3,600; Year Built: 1933
 AD: Rick Dickson
 SID: TBA

TULSA

Tulsa, OK 74104-3189l

Coach: Charlene Thomas-Swinson,
 Auburn 1992

2005-06 RESULTS (26-6)

59 UMKC •.....	46
63 UTSA.....	41
64 Missouri St.....	73
66 Arkansas.....	64
75 Oklahoma St.....	68
80 Florida St. •.....	71
88 Oral Roberts.....	73
38 Georgia Tech.....	54
73 Stephen F. Austin •.....	66
69 Colorado St. †.....	65
64 Buffalo †.....	39
73 SMU.....	54
66 UTEP.....	73
70 Tulane.....	63
57 UAB •.....	60
93 Memphis •.....	50
58 Rice •.....	43
83 Houston •.....	55
81 Marshall.....	56
74 East Caro.....	52
71 UCF •.....	43
76 Southern Miss.....	57
78 SMU.....	67
75 Houston.....	54
62 Rice.....	78
74 Tulane •.....	63
64 UTEP •.....	48
77 East Caro. †.....	60
81 Southern Miss. †.....	68
55 Rice †.....	52
71 North Carolina St. †.....	61
67 DePaul.....	71

Nickname: Golden Hurricane
 Colors: Old Gold, Royal Blue & Crimson
 Arena: Donald W Reynolds Center
 Capacity: 8,355; Year Built: 1998
 AD: Lawrence R. Cunningham
 SID: Roger Dunaway

TUSCULUM

Greeneville, TN 37743.....ll

Coach: Melissa Tiber,
 West Liberty St. 1994

2005-06 RESULTS (18-10)

77 North Greenville.....	72
61 Johnson C. Smith •.....	49
77 S.C. Upstate •.....	69
74 Concord •.....	60
48 UNC Pembroke.....	60
71 Lincoln Memorial.....	59
80 Queens (N.C.) •.....	56
78 North Greenville •.....	55
75 Lincoln Memorial •.....	46

84 Armstrong Atlantic.....	86
66 Fayetteville St. †.....	62
72 Wingate •.....	82
83 Mars Hill.....	68
73 Catawba •.....	58
67 Carson-Newman.....	69
67 Newberry.....	71
65 Presbyterian •.....	69
73 Lenoir-Rhyne •.....	51
62 Wingate.....	68
92 Mars Hill •.....	70
73 Catawba.....	70
53 Carson-Newman •.....	60
84 Newberry •.....	71
62 Presbyterian.....	63
79 Lenoir-Rhyne.....	71
65 Catawba •.....	59
76 Carson-Newman †.....	59
50 Newberry †.....	57

Nickname: Pioneers
 Colors: Black & Orange
 Arena: Pioneer Arena
 Capacity: 2,000; Year Built: 1998
 AD: Ed Hoffmeyer
 SID: Dom Donnelly

TUSKEGEE

Tuskegee, AL 36088.....ll

Coach: Belinda Roby,
 Mississippi St. 1984

2005-06 RESULTS (14-13)

82 Shaw †.....	80
76 Clark Atlanta.....	60
56 Alabama A&M.....	76
55 Ark.-Monticello †.....	77
59 Southern Ark. †.....	70
64 Stillman.....	62
76 Fort Valley St. •.....	86
67 Albany St. (Ga.) •.....	70
62 Miles.....	59
52 LeMoyn-Owen.....	58
50 Stillman •.....	49
73 Miles •.....	56
53 LeMoyn-Owen.....	47
74 Clark Atlanta •.....	54
70 Kentucky St.....	61
71 Lane.....	65
62 Benedict •.....	69
71 Paine •.....	81
51 Fort Valley St.....	63
62 Albany St. (Ga.).....	73
69 Benedict.....	84
63 Paine.....	74
85 Lane •.....	77
80 Kentucky St. •.....	54
83 Clark Atlanta †.....	77
61 Paine †.....	71

Nickname: Tigerettes
 Colors: Crimson & Old Gold
 Arena: James Center Arena
 Capacity: 5,000; Year Built: 1987
 AD: Emmett L. Taylor
 SID: Arnold Houston

UCLA

Los Angeles, CA 90095-1405l

Coach: Kathy Olivier, UNLV 1982

2005-06 RESULTS (21-11)

85 Baylor.....	93
67 Brigham Young •.....	71
84 Georgia †.....	64
87 Charlotte †.....	71
92 UC Irvine •.....	54
76 Clemson.....	63
78 Oklahoma.....	83
95 Pepperdine •.....	56
81 UC Santa Barb.....	90
82 Oregon •.....	63

79 Oregon St. •	64
58 California	65
68 Stanford	91
84 Arizona •	77
77 Arizona St. •	69
75 Washington	96
73 Washington St.	63
70 Southern California	73
90 Stanford •	80
90 California •	87
70 Arizona St.	87
90 Arizona	64
77 Washington St. •	50
83 Washington •	75
73 Southern California •	77
72 Oregon St.	59
66 Oregon	65
80 California †	63
60 Arizona St. †	59
85 Stanford †	76
74 Bowling Green †	61
54 Purdue	61

Nickname: Bruins
 Colors: Blue & Gold
 Arena: Pauley Pavilion
 Capacity: 12,500; Year Built: 1965
 AD: Daniel G. Guerrero
 SID: Marc Dellins

UNION (N.Y.)

Schenectady, NY 12308III

Coach: Mary Ellen Burt,
 Southern Cal 1982

2005-06 RESULTS (18-9)

50 Williams	64
53 Utica	54
45 Middlebury	49
60 Rochester •	58
73 Springfield •	51
51 Mt. St. Mary (N.Y.) •	67
82 Kean †	66
55 Old Westbury †	27
67 Hartwick	65
70 Drew •	47
69 Skidmore •	48
67 Clarkson	35
47 St. Lawrence	61
84 Hamilton •	58
66 William Smith •	51
88 Rensselaer •	71
73 Vassar •	54
71 Skidmore	38
58 William Smith	76
41 Hamilton	56
61 St. Lawrence •	55
68 Clarkson •	52
65 Vassar	36
64 Rensselaer	61
47 St. Lawrence †	52
77 Brockport St. •	71
53 Elmira †	57

Nickname: Dutchwomen
 Colors: Garnet
 Arena: Vinair Sports Complex
 Capacity: 1,500; Year Built: 2400
 AD: James McLaughlin
 SID: Eric McDowell

UPPER IOWA

Fayette, IA 52142II

Coach: Ben Conrad, UNI 1999

2005-06 RESULTS (6-23)

52 Mt. Mercy •	63
61 Concordia-St. Paul	76
70 Bemidji St. †	57
50 Neb.-Omaha •	85
53 Winona St.	64
98 Mt. Mary •	7

42 Wayne St. (Neb.) •	70
41 St. Cloud St. •	89
79 Morningside •	92
49 Northwest Mo. St. •	74
77 Clarke •	49
47 Augustana (S.D.)	83
38 South Dakota †	71
71 Minn. St. Mankato •	86
60 Winona St. •	46
79 Coe •	40
76 Truman	88
52 Neb.-Omaha	82
47 Wayne St. (Neb.)	82
55 Minn. St. Moorhead •	72
50 Northern St. •	79
58 Concordia-St. Paul •	81
67 Bemidji St.	86
67 Northern St.	90
90 Rockhurst	78
50 Truman •	51
46 St. Cloud St.	83
53 P.R.-Bayamon †	66
43 Central St. (Ohio) •	57

Nickname: Peacocks
 Colors: Peacock Blue & White
 Arena: Dorman Memorial Gym
 Capacity: 2,000; Year Built: 1963
 AD: Gil Cloud
 SID: Brian Thiessen

URSINUS

Collegeville, PA 19426-1000III

Coach: James Buckley, Villanova 1976

2005-06 RESULTS (13-11)

69 Alvernia †	54
45 Messiah	69
53 Swarthmore	54
61 Washington (Md.) •	40
58 Gettysburg •	56
77 Delaware Valley •	59
68 Haverford •	49
48 Moravian •	52
49 Albright	57
66 Bryn Mawr	44
51 McDaniel	79
53 Dickinson •	61
59 Johns Hopkins	65
75 Wilkes	65
46 Muhlenberg •	53
57 Swarthmore •	51
50 Haverford	37
51 Washington (Md.)	33
60 Frank. & Marsh. •	58
60 Bryn Mawr •	36
40 Dickinson	52
42 Gettysburg	62
53 Johns Hopkins •	52
58 Muhlenberg	60

Nickname: Bears
 Colors: Red, Old Gold & Black
 Arena: Helfferich Hall
 Capacity: 2,500; Year Built: 1972
 AD: Brian Thomas
 SID: Jill Yamma

UTAH

Salt Lake City, UT 84112-9008...I

Coach: Elaine Elliott, Boise St. 1977

2005-06 RESULTS (27-7)

83 Jacksonville St. •	46
56 Washington	63
66 Arizona	63
62 Oregon St. •	53
63 Loyola Marymount •	47
65 Weber St. •	38
81 Gonzaga •	54
73 North Carolina St. †	62
55 Notre Dame †	68

72 Eastern Mich.	67
79 Southern Utah •	47
42 New Mexico	59
60 Brigham Young •	61
76 San Diego St.	39
76 Colorado St. •	54
90 Air Force •	45
59 UNLV	51
56 TCU	69
55 Wyoming •	47
75 New Mexico •	62
70 Brigham Young	52
78 San Diego St. •	43
80 Colorado St.	56
79 Air Force	53
75 UNLV •	64
62 TCU •	63
69 Wyoming	67
67 Air Force †	47
61 UNLV †	45
84 Brigham Young †	60
76 Middle Tenn. †	71
86 Arizona St. †	65
57 Boston College †	54
65 Maryland †	75

Nickname: Utes
 Colors: Crimson & White
 Arena: Jon M. Huntsman Center
 Capacity: 15,000; Year Built: 1969
 AD: Christopher Hill
 SID: Andy Seeley

UTAH ST.

Logan, UT 84322-7400.....I

Coach: Raegen Pebley, Colorado 1997

2005-06 RESULTS (3-24)

70 Montana •	71
43 Illinois †	62
56 Colorado	73
73 Idaho St.	96
56 Air Force •	60
74 Utah Valley St. •	51
69 Weber St.	77
59 Wyoming •	73
55 Texas A&M	81
61 St. Louis	75
51 San Jose St. •	63
58 Fresno St. •	60
38 Boise St.	70
51 Idaho	54
54 Nevada	64
48 Hawaii	61
48 New Mexico St. •	55
56 Louisiana Tech •	73
55 New Mexico St.	45
54 Louisiana Tech	88
63 Idaho •	53
50 Hawaii •	63
55 Boise St. •	72
51 Nevada •	67
52 Fresno St.	70
49 San Jose St.	70
59 Idaho †	70

Nickname:
 Colors: Navy Blue & White
 AD: Randy Spetman
 SID: Todd Johnson

UTAH VALLEY ST.

Orem, UT 84058I

Coach: Raegen Pebley, Colorado 1997

2005-06 RESULTS (11-16)

77 Jacksonville St. •	84
70 Air Force •	97
72 Fresno St. •	64
65 Westminster (Utah) •	60
55 Boise St.	85
56 Oregon St. •	63

70 Idaho •	99
51 Utah St.	74
54 Brigham Young	61
74 Southern Utah	80
79 Portland •	75
60 Gonzaga •	51
84 Montana St.	92
83 Idaho St. •	74
57 Weber St. •	65
86 Portland St. •	60
73 Tex.-Pan American •	67
59 Nevada	74
63 Cal St. Fullerton	84
62 UC Riverside	69
56 Grand Canyon •	43
75 Northern Colo.	73
91 Tex. A&M-Corp. Chris •	78
64 Northern Colo. •	67
76 North Dakota St. •	57
60 IPFW	84
49 Tex.-Pan American	65

Nickname: Lakers
 Colors: Blue, black & white
 AD: Mike Jacobsen
 SID: To be named

UTICA

Utica, NY 13502-4892III

Coach: Michele Davis, Albany St. (N.Y.)
 1997

2005-06 RESULTS (18-9)

71 Centenary (N.J.) •	47
81 Lehman •	39
62 Oneonta St.	71
60 Hamilton	52
54 Union (N.Y.) •	53
73 Cazenovia •	31
84 Utica/Rome	43
72 Clarkson •	43
74 St. John Fisher •	78
74 Alfred •	66
89 Southern Vt.	33
66 Hartwick	55
59 Russell Sage	31
56 Elmira •	68
55 Ithaca •	51
82 Nazareth	52
47 Rochester Inst.	53
49 Alfred	37
46 St. John Fisher	59
70 Oswego St.	73
65 Rochester Inst. •	44
58 Nazareth •	56
57 Ithaca	47
50 Elmira	65
69 Hartwick •	46
53 Elmira †	72
53 Fredonia St. •	57

Nickname: Pioneers
 Colors: Navy Blue & Burnt Orange
 Arena: Clark Athletic Center
 Capacity: 2,200; Year Built: 1970
 AD: James A. Spartano
 SID: Ryan Hyland

UTICA/ROME

Utica, NY 13504-3050III

Coach: David Katz,

2005-06 RESULTS (5-19)

41 Lehman †	46
72 Centenary (N.J.) †	68
59 Hamilton •	71
50 Geneseo St.	94
56 Buffalo St. •	65
71 Paul Smith	49
43 Utica •	84
54 New Palz St.	70
49 Oneonta St. •	76

56 Oswego St.	108
50 Cortland St. •	101
66 Cazenovia •	79
42 Brockport St.	81
56 Oswego St. •	70
59 Plattsburgh St. •	70
52 Geneseo St.	68
50 Potsdam St.	73
47 Cortland St.	82
64 Russell Sage •	51
69 Potsdam St. •	67
35 Brockport St. •	60
71 Purchase St. •	61
44 Fredonia St.	69
56 Buffalo St.	70

Nickname: Lady Wildcats
 Colors: Royal Blue & Grey
 Arena: Campus Center Gym
 Capacity: 1,400; Year Built: 1987
 AD: Kevin Grimm
 SID: Jim Lipocky

VALDOSTA ST.

Valdosta, GA 31698.....II

Coach: Kiley Hill, Arkansas Tech 95

2005-06 RESULTS (18-10)

71 Albany St. (Ga.) •	36
57 Nova Southeastern •	42
80 Eckerd •	58
71 Armstrong Atlantic •	49
79 Edward Waters •	38
47 Fla. Gulf Coast •	54
75 St. Leo •	47
67 St. Leo.....	48
60 Albany St. (Ga.)	32
39 Grand Valley St. †	60
63 Northwest Mo. St. †	67
89 Covenant •	50
59 Lincoln Memorial	47
45 West Ga.	47
74 North Ala. •	61
66 Ala.-Huntsville •	59
78 West Ala. •	71
42 Montevallo	47
64 West Fla. •	57
58 Ala.-Huntsville.....	63
64 North Ala.	61
53 West Ga. •	58
55 Lincoln Memorial •	45
69 West Ala.....	70
67 Montevallo •	52
54 West Fla.	57
58 Southern Ark. †	45
50 Henderson St. †	59

Nickname: Lady Blazers
 Colors: Red & Black
 Arena: The Complex
 Capacity: 5,350; Year Built: 1982
 AD: Herb F. Reinhard III
 SID: Steve Roberts

VALPARAISO

Valparaiso, IN 46383-6493.....I

Coach: Keith Freeman, Huntington 1986

2005-06 RESULTS (16-13)

62 UNI •	48
71 Bradley	79
66 Kent St. †	62
44 Xavier	58
57 Northwestern •	51
61 Ball St.	49
49 Central Mich.	55
55 Purdue †	70
83 Loyola (Ill.) •	50
50 Notre Dame	58
65 UMKC	31
69 Oakland	55
66 Centenary (La.)	47

81 Oral Roberts •	54
69 IPFW •	52
57 Western Ill.	61
77 Southern Utah •	58
50 Chicago St.	53
67 Oakland •	68
55 IUPUI •	48
69 Southern Utah.....	54
91 Centenary (La.) •	44
42 Western Ill. •	53
75 Chicago St. •	67
55 IUPUI	63
63 UMKC	69
31 Oral Roberts.....	53
69 UMKC †	48
40 Western Ill. †	57

Nickname: Crusaders
 Colors: Brown & Gold
 Arena: Athletics-Recreation Ctr.
 Capacity: 5,000; Year Built: 1984
 AD: Mark LaBarbera
 SID: Ryan Wronkovicz

VANDERBILT

Nashville, TN 37212I

Coach: Melanie Balcomb, TCNJ 1984

2005-06 RESULTS (21-11)

60 Arizona St.	69
86 Clemson †	49
65 Tex. A&M-Corp. Chris.....	51
80 Alabama A&M •	29
83 Charleston So.	39
72 Colgate •	33
67 North Carolina St.	76
82 Old Dominion.....	77
57 Northern Ariz. •	41
82 Miami (Ohio) •	50
67 North Carolina †	87
70 La Salle.....	57
92 William & Mary •	66
72 Western Ky. •	57
51 Arkansas	52
87 Mississippi St. •	48
67 South Carolina.....	59
68 Tennessee •	80
59 Florida	73
53 LSU.....	75
68 Mississippi •	58
65 Alabama.....	53
57 Auburn.....	53
64 Arkansas.....	59
67 Tennessee.....	70
61 Georgia •	83
72 Kentucky •	55
88 South Carolina •	71
84 Alabama †	62
47 Georgia †	69
76 Louisville •	64
70 North Carolina •	89

Nickname: Commodores
 Colors: Black & Gold
 Arena: Memorial Gymnasium
 Capacity: 14,100; Year Built: 1952
 AD: David Williams II
 SID: Kerwin Lonzo

VASSAR

Poughkeepsie, NY 12604-0750 III

Coach: Steve Buonfiglio,
 Cortland St. 1985

2005-06 RESULTS (7-17)

56 Stevens Institute.....	55
53 Rutgers-Newark †	51
49 Hunter •	60
38 Mt. St. Mary (N.Y.) •	60
50 Smith •	58
62 Haverford †	55
58 St. Joseph (Conn.) †	49

58 Whittier.....	65
34 Wheaton (Ill.) †	80
71 Russell Sage	47
44 William Smith.....	57
52 Hamilton	61
64 Rensselaer	68
40 St. Lawrence •	52
67 Clarkson •	44
59 Skidmore	70
54 Union (N.Y.).....	73
46 Clarkson	56
33 St. Lawrence.....	71
76 Hamilton •	63
57 William Smith •	66
53 Rensselaer •	69
36 Union (N.Y.) •	65
36 Skidmore	40

Nickname: Brewers
 Colors: Burgundy & Gray
 Arena: Athletic & Fitness
 Capacity: 850; Year Built: 2000
 AD: Sharon Beverly
 SID: Robin Jonathan Deutsch

VERMONT

Burlington, VT 05405I

Coach: Sharon Dawley, St. Anselm 1983

2005-06 RESULTS (9-18)

71 Colgate •	59
49 Pittsburgh •	70
38 Boston College	79
64 Mercer †	43
52 Wis.-Green Bay.....	62
57 Iowa	79
55 San Jose St. †	52
80 Fairfield.....	83
63 Siena	77
80 Niagara •	56
56 Hartford.....	62
57 Stony Brook.....	67
74 UMBC	60
73 Maine •	60
67 Albany (N.Y.)	38
72 Boston U. •	92
50 Binghamton	67
62 New Hampshire	70
52 Hartford	66
74 Stony Brook •	81
63 UMBC	72
68 Maine.....	65
62 Albany (N.Y.) •	65
70 Boston U.	79
57 New Hampshire •	54
49 Binghamton.....	84
52 Stony Brook †	59

Nickname: Catamounts
 Colors: Green & Gold
 Arena: Roy L. Patrick Gymnasium
 Capacity: 3,228; Year Built: 1963
 AD: Robert Corran
 SID: Lisa Champagne

VILLA JULIE

Stevenson, MD 21153-9999III

Coach: Chris Ramer, Towson 1972

2005-06 RESULTS (20-7)

72 Lancaster Bible.....	33
70 Wilson	52
43 St. Mary's (Md.) •	55
59 Frostburg St. •	64
57 Baptist Bible (Pa.) •	53
66 Polytechnic (N.Y.)	35
60 Gallaudet •	29
75 Keystone	61
59 Goucher •	55
58 Medgar Evers •	45
48 Waynesburg.....	43
61 Penn St.-Berks •	44

64 Phila. Bible.....	69
54 Keuka •	51
82 Purchase St.	47
57 Polytechnic (N.Y.) •	34
55 D'Youville.....	59
58 Penn St.-Berks	53
60 Cazenovia •	49
43 Phila. Bible •	61
42 Johns Hopkins.....	83
75 Bard	48
58 Immaculata •	45
58 Notre Dame (Md.) •	46
65 Purchase St. •	38
63 Polytechnic (N.Y.) •	37
46 Keuka	53

Nickname: Mustangs
 Colors: Green, Black & White
 Arena: Villa Julie Student Union
 Capacity: 1,200; Year Built: 1997
 AD: Brett C. Adams
 SID: Jeb Barber

VILLANOVA

Villanova, PA 19085-1674.....I

Coach: Harry Perretta, Lycoming 1978

2005-06 RESULTS (21-11)

64 Marist	60
62 Penn St.	59
60 Mississippi †	49
65 Rhode Island.....	44
60 George Washington •	68
85 Penn •	51
56 Connecticut •	72
64 St. Joseph's •	55
58 La Salle.....	57
43 Temple.....	52
66 Manhattan.....	51
61 Fairfield •	46
57 Louisville.....	63
72 Syracuse •	55
75 DePaul	84
75 West Virginia •	59
55 St. John's (N.Y.)	65
72 Marquette •	58
56 Pittsburgh •	59
49 South Fla.	69
69 Notre Dame	65
64 Cincinnati •	40
56 Rutgers	62
54 Providence	51
59 Seton Hall •	55
67 Georgetown •	50
69 West Virginia	56
68 Marquette †	46
37 Rutgers †	60
71 Hofstra •	46
59 Xavier •	47
81 Western Ky. •	94

Nickname: Wildcats
 Colors: Blue & White
 Arena: The Pavilion
 Capacity: 6,500; Year Built: 1985
 AD: Vincent Nicastro
 SID: Dean Kenefick

VIRGINIA

Charlottesville, VA 22904-4821 ..I

Coach: Debbie Ryan, Ursinus 1975

2005-06 RESULTS (20-12)

66 George Washington	53
74 Wright St. •	56
69 Alabama †	48
64 Minnesota †	69
54 Harvard •	48
59 Seton Hall	39
66 Richmond.....	45
67 Marshall •	35
92 Yale •	41

80	Holy Cross •	39
79	Middle Tenn. •	63
64	Marquette	56
46	Florida St.	60
63	North Carolina St. •	73
78	Virginia Tech	59
74	Maryland •	84
77	Miami (Fla.)	65
43	Boston College	57
58	Florida St. •	67
54	Virginia Tech •	65
71	Maryland	85
65	Duke	88
60	North Carolina •	72
93	Longwood •	42
81	Wake Forest	70
57	Georgia Tech •	51
83	Clemson •	64
57	Boston College †	54
56	North Carolina †	82
48	St. Joseph's •	42
83	Miami (Fla.) •	72
58	Pittsburgh	68

Nickname: Cavaliers
 Colors: Orange & Blue
 Arena: John Paul Jones Arena
 Capacity: 15,000; Year Built: 2006
 AD: Craig K. Littlepage
 SID: Craig Littlepage

VA. COMMONWEALTH

Richmond, VA 23284-3013.....I

Coach: Beth Cunningham,
 Notre Dame 1997

2005-06 RESULTS (13-15)

65	Loyola (Md.)	62
71	Toledo •	50
89	Howard	66
76	Richmond •	74
54	James Madison	69
61	East Caro.	66
59	Lehigh	75
72	Belmont •	70
67	Norfolk St. •	48
59	Radford	57
62	Old Dominion •	82
57	George Mason •	55
69	Georgia St. •	60
54	UNC Wilmington	37
52	William & Mary	55
72	Towson •	61
80	Northeastern	87
35	Delaware	66
67	James Madison •	80
60	Drexel •	70
61	Towson	62
66	William & Mary •	70
43	Hofstra •	58
58	George Mason	54
66	Old Dominion	94
67	UNC Wilmington •	71
82	Georgia St.	80
60	George Mason	74

Nickname: Rams
 Colors: Black & Gold
 Arena: Alltel Pavilion
 Capacity: 7,500; Year Built: 1999
 AD: Norwood Teague
 SID: Chris Kowalczyk

VIRGINIA ST.

Petersburg, VA 23806-0001II

Coach: Stephanie Suber-Evans,
 Bowie St. 1994

2005-06 RESULTS (5-23)

71	Lock Haven †	75
47	Bloomsburg	50
65	Mount Olive	66

50	Lenoir-Rhyne •	63
60	Shepherd •	75
59	Presbyterian •	71
76	Cheyney •	77
76	Lenoir-Rhyne	90
53	Mount Olive •	56
68	Shepherd	87
66	Cheyney	50
44	Bowie St.	57
69	Livingstone	83
62	Elizabeth City St. •	79
64	Shaw •	90
44	Virginia Union •	55
68	Winston-Salem •	62
62	St. Augustine's •	64
39	N.C. Central	62
74	St. Paul's	55
55	Johnson C. Smith	89
66	Virginia Union	62
54	Bowie St. •	57
57	Elizabeth City St.	82
61	Shaw	78
76	Fayetteville St. •	81
68	St. Paul's •	66
44	St. Augustine's †	69

Nickname: Trojans
 Colors: Orange & Navy Blue
 Arena: Daniel Gymnasium
 Capacity: 3,454; Year Built: 1965
 AD: Peggy L. Davis
 SID: Paul Williams

VIRGINIA TECH

Blacksburg, VA 24061I

Coach: Beth Dunkenberger,
 Rand.-Macon Woman's 1988

2005-06 RESULTS (21-10)

86	James Madison •	71
76	Old Dominion •	69
56	Denver †	40
87	SMU	61
79	Evansville •	59
54	Richmond	47
58	Radford	52
70	Liberty •	60
69	Western Mich. †	65
69	Texas Tech †	62
89	Longwood •	70
76	Tex. A&M-Corp. Chris •	64
44	North Carolina St.	65
91	High Point •	52
67	Boston College •	62
59	Virginia •	78
71	Wake Forest	77
62	Maryland	68
62	Miami (Fla.)	77
65	Virginia	54
62	Duke •	73
82	Clemson •	70
76	Florida St.	69
75	North Carolina •	84
70	Georgia Tech	54
51	Duke	93
76	Wake Forest •	42
73	Wake Forest †	60
56	Duke †	69
82	Missouri †	51
56	Connecticut †	79

Nickname: Hokies
 Colors: Burnt Orange & Chicago
 Maroon
 Arena: Cassell Coliseum
 Capacity: 10,052; Year Built: 1962
 AD: James C. Weaver
 SID: Torye Hurst

VIRGINIA UNION

Richmond, VA 23220-1790II

Coach: Moses Golatt, St. Augustines
 1967

2005-06 RESULTS (13-16)

49	Liberty	74
56	Bloomsburg •	61
68	Lander	73
65	Dist. Columbia •	62
56	Lock Haven •	52
71	Mars Hill	75
70	Catawba	69
55	Hillsdale †	71
60	West Va. Wesleyan †	41
50	Winston-Salem •	48
44	Johnson C. Smith	66
50	Fayetteville St.	64
54	St. Paul's •	51
69	St. Paul's	71
55	Virginia St.	44
48	Bowie St.	36
63	Elizabeth City St. •	87
51	Shaw •	64
70	Livingstone •	60
82	St. Augustine's •	76
64	Bowie St. •	47
56	Longwood	69
62	Virginia St. •	66
46	Shaw	74
46	N.C. Central •	61
62	Dist. Columbia	56
58	Elizabeth City St.	67
69	Livingstone †	64
66	N.C. Central †	76

Nickname: Panthers
 Colors: Steel & Maroon
 Arena: Barco-Stevens Hall
 Capacity: 2,200; Year Built: 1939
 AD: Michael Bailey
 SID: Jim Junot

VA. WESLEYAN

Norfolk, VA 23502-5599III

Coach: Stephany Dunmyer,
 Kenyon 2000

2005-06 RESULTS (17-9)

79	Washington (Md.) •	72
55	Whittemberg •	65
60	Chowan •	69
84	Rand.-Macon Woman's •	53
58	Roanoke	46
66	Wash. & Lee	55
73	Salisbury •	60
59	East. Mennonite	57
70	Chris. Newport	64
72	Wash. & Lee •	69
81	Lynchburg	60
77	Emory & Henry •	74
82	Guilford •	69
64	Bridgewater (Va.)	78
58	Randolph-Macon •	83
93	Hollins •	44
69	Roanoke •	67
68	Emory & Henry	82
64	Guilford	79
58	Randolph-Macon	95
74	Lynchburg •	64
42	Bridgewater (Va.) •	35
53	East. Mennonite •	51
72	Hollins	59
70	Rand.-Macon Woman's	82
50	Roanoke †	66

Nickname: Blue Marlins
 Colors: Navy Blue & Silver
 Arena: Batten Center
 Capacity: 1,400; Year Built: 2002
 AD: Sonny A. Travis
 SID: Joe Wasiluk

WAGNER

Staten Island, NY 10301-4495 ...I

Coach: Gela Mikalaukas, Kean 1977

2005-06 RESULTS (2-25)

46	Lafayette	63
56	Manhattan	65
53	La Salle	77
52	New Hampshire •	74
58	American	71
61	Robert Morris	75
66	Clemson	94
58	Iona •	67
55	Providence	79
65	Columbia •	75
63	St. Francis (N.Y.) •	55
48	Sacred Heart	85
59	Quinnipiac •	72
56	Sacred Heart •	67
58	Robert Morris •	74
53	St. Francis (Pa.) •	59
47	Long Island	62
59	Central Conn. St.	81
44	Monmouth	77
50	Fairleigh Dickinson •	69
63	Monmouth •	67
54	St. Francis (N.Y.)	71
68	Central Conn. St. •	53
64	Quinnipiac	74
58	Mt. St. Mary's	74
50	Long Island •	61
55	Fairleigh Dickinson	57

Nickname: Seahawks
 Colors: Green & White
 Arena: Spiro Sports Center
 Capacity: 2,100; Year Built: 1999
 AD: Walt Hameline
 SID: Kevin Ross

WAKE FOREST

Winston-Salem, NC 27109I

Coach: Mike Petersen,
 Northwest Chrst. 1983

2005-06 RESULTS (12-16)

85	Mercer •	56
87	Davidson	84
48	Towson	63
38	St. John's (N.Y.) †	69
67	Miami (Ohio) †	61
64	UNC Greensboro •	70
80	Coppin St. •	51
101	Lipscomb •	38
69	Rice	67
57	Richmond	65
82	Kentucky •	77
54	Duke	100
65	North Carolina St. •	64
83	Morgan St. •	33
68	Clemson	75
77	Virginia Tech •	71
61	Georgia Tech	66
57	North Carolina •	91
70	Maryland •	79
63	Boston College	77
71	Miami (Fla.) •	79
60	North Carolina St.	73
82	Clemson •	70
70	Virginia •	81
100	Savannah St. •	51
57	Florida St.	70
42	Virginia Tech	76
60	Virginia Tech †	73

Nickname: Demon Deacons
 Colors: Old Gold & Black
 Arena: Lawrence Joel Coliseum
 Capacity: 14,665; Year Built: 1989
 AD: Ronald D. Wellman
 SID: Scott Wortman

WARTBURG

Waverly, IA 50677-1003III

Coach: Monica Severson,
Dakota St. 1985

2005-06 RESULTS (7-17)

79	Bethany Lutheran •	62
71	St. Olaf •	66
70	Gust. Adolphus •	78
61	Luther •	78
71	Webster	76
80	Mt. St. Joseph †	62
63	Augustana (Ill.)	75
59	Wis.-Whitewater †	73
42	Northland †	51
55	Loras	64
75	Cornell College	70
76	Central (Iowa) •	60
50	Simpson	75
84	Dubuque	78
76	Buena Vista •	91
67	Coe •	73
64	Central (Iowa)	66
51	Dubuque •	58
61	Simpson •	80
44	Luther	72
57	Coe	67
71	Loras •	80
74	Buena Vista	92
62	Cornell College •	44

Nickname: Knights
Colors: Orange & Black
Arena: Knights Gym
Capacity: 1,800; Year Built: 1949
AD: Rick Willis
SID: Mark Adkins

WASHBURN

Topeka, KS 66621II

Coach: Ron McHenry, Washburn 84

2005-06 RESULTS (32-1)

96	Central Okla. †	59
92	Southwestern Okla. †	40
102	Cal St. Stanislaus •	43
86	West Va. Tech •	50
93	Baker •	38
94	Okla. Panhandle •	53
80	Central Mo. St. •	73
95	Benedictine (Kan.) •	52
89	Drury •	66
63	West Tex. A&M †	52
66	Cameron †	50
74	Truman	64
109	Missouri Valley •	28
84	Northwest Mo. St. •	71
72	Emporia St.	70
95	Southwest Baptist •	49
74	Pittsburg St. •	54
70	Mo. Southern St.	45
74	Mo. Western St.	66
77	Truman •	61
84	Mo. Western St. •	71
66	Mo. Southern St. •	64
95	Pittsburg St.	65
84	Southwest Baptist	47
73	Emporia St. •	57
82	Northwest Mo. St.	61
76	Central Mo. St.	63
63	Truman †	36
73	Mo. Western St. †	60
75	Central Mo. St. †	71
92	St. Mary's (Tex.) •	58
65	Central Mo. St.	51
59	Emporia St. •	61

Nickname: Lady Blues
Colors: Yale Blue & White
Arena: Lee Arena
Capacity: 3,904; Year Built: 1984
AD: Loren Ferre
SID: Gene Cassell

WASHINGTON

Seattle, WA 98195.....I

Coach: June Daugherty, Ohio St. 1978

2005-06 RESULTS (19-11)

56	Alabama	52
71	Florida St.	69
63	Utah •	56
77	San Diego •	61
86	Rice •	62
74	Baylor	81
65	Texas A&M	79
82	Michigan •	60
68	Eastern Wash. •	57
62	California •	55
77	Stanford •	72
51	Arizona St.	64
66	Arizona	54
73	Washington St.	70
96	UCLA •	75
61	Southern California •	64
70	Oregon St.	53
73	Oregon	81
91	Arizona •	73
61	Arizona St. •	67
83	Washington St. •	57
87	Southern California	79
75	UCLA	83
61	Oregon •	55
66	Oregon St. •	51
69	Stanford	100
58	California	81
67	Southern California †	70
73	Minnesota †	69
49	LSU †	72

Nickname: Huskies
Colors: Purple & Gold
Arena: Bank of America Arena
Capacity: 10,000; Year Built: 1927
AD: Todd Turner
SID: Erin Rowley

WASH. & JEFF.

Washington, PA 15301-4801 ...III

Coach: Jina DeRubbo, Concord 1994

2005-06 RESULTS (22-5)

77	Penn St.-Altoona •	48
80	Otterbein •	87
70	Allegheny	62
93	Pitt.-Greensburg	80
59	John Carroll	47
75	Carnegie Mellon	56
77	Marietta •	49
53	Capital •	58
62	Minn.-Morris †	60
68	Presentation †	57
74	Waynesburg •	57
79	Trinity (D.C.) •	41
79	New Jersey City •	56
45	Thomas More	64
83	Bethany (W.V.)	65
60	Westminster (Pa.) •	41
65	Thiel	38
58	Grove City •	45
54	Waynesburg	53
63	Westminster (Pa.)	67
79	Bethany (W.V.) •	72
85	Thiel •	79
74	Thomas More •	49
71	Grove City	60
67	Westminster (Pa.) •	64
61	Thomas More •	58
55	Medaille †	73

Nickname: Presidents
Colors: Red & Black
Arena: Henry Memorial Center
Capacity: 2,000; Year Built: 1970
AD: Bill Dukett/William Dukett
SID: Scott McGuinness

WASH. & LEE

Lexington, VA 24450.....III

Coach: Mandy King, Southern Me. 1999

2005-06 RESULTS (11-15)

67	Swarthmore	60
53	Mary Washington †	60
53	Mary Washington	61
47	Bridgewater (Va.) •	70
58	Randolph-Macon •	68
55	Va. Wesleyan •	66
65	East. Mennonite	40
73	Guilford •	53
69	Va. Wesleyan	72
78	Hollins •	53
58	Roanoke •	75
70	Randolph-Macon	91
63	Lynchburg	69
69	Rand.-Macon Woman's	77
46	Bridgewater (Va.)	71
89	Emory & Henry •	75
69	Mary Baldwin	62
78	Roanoke	70
60	East. Mennonite •	65
68	Rand.-Macon Woman's •	48
72	Lynchburg •	59
86	Southern Va. •	84
67	Hollins	52
56	Guilford	63
66	Emory & Henry	94
71	Randolph-Macon †	79

Nickname: Generals
Colors: Royal Blue & White
Arena: Warner Center
Capacity: 2,500; Year Built: 1972
AD: George C. O'Connell Jr.
SID: Brian Laubscher

WASHINGTON (MD.)

Chestertown, MD 21620-1197..III

Coach: Gail Gilchrest, Kean 1998

2005-06 RESULTS (5-20)

72	Va. Wesleyan	79
57	Ozarks (Ark.) †	74
55	Immaculata	64
40	Ursinus	61
43	Dickinson	49
60	Haverford •	53
41	Johns Hopkins •	67
34	Muhlenberg •	75
77	Wilson •	45
60	Gwynedd-Mercy †	77
45	Carnegie Mellon †	32
53	Gettysburg	69
63	Trinity (D.C.) •	50
53	Frank. & Marsh.	74
47	Dickinson •	74
45	McDaniel •	71
40	Muhlenberg	65
39	Johns Hopkins	73
33	Ursinus •	51
60	Bryn Mawr	54
79	Gettysburg •	81
57	Haverford	76
46	Frank. & Marsh. •	56
51	Swarthmore •	62
47	McDaniel	84

Nickname: Shorewomen
Colors: Maroon & Black
Arena: Frank C. Russell Gymnasium at Cain Athletic Center
Capacity: 1,200; Year Built: 1957
AD: Bryan Matthews
SID: Phil Ticknor

WASHINGTON ST.

Pullman, WA 99164-1602I

Coach: Sherri Murrell, Pepperdine 1991

2005-06 RESULTS (8-20)

66	Pepperdine •	57
53	St. Mary's (Cal.) •	43
63	Hawaii	68
74	Idaho St. †	51
65	Cal St. Northridge †	64
68	Cal St. Northridge •	55
80	Boise St.	76
57	Minnesota	83
56	Stanford •	76
47	California •	53
52	Arizona	61
47	Arizona St.	72
54	Eastern Wash.	57
70	Washington •	73
60	Southern California •	81
63	UCLA •	73
50	Oregon	54
67	Oregon St.	68
65	Arizona St. •	75
84	Arizona •	77
57	Washington	83
50	UCLA	77
67	Southern California	75
50	Oregon St. •	59
68	Oregon •	53
51	California	61
47	Stanford	78
38	Oregon St. †	77

Nickname: Cougars
Colors: Crimson & Gray
Arena: Friel Court
Capacity: 11,566; Year Built: 1973
AD: James Sterk
SID: Jason Krump

WASHINGTON-ST. LOUIS

St. Louis, MO 63130-4899III

Coach: Nancy Fahey, Wisconsin 1981

2005-06 RESULTS (25-3)

80	Coe •	44
72	DePauw •	61
84	Webster •	54
90	Middlebury •	52
83	Denison •	50
80	Thomas More †	65
82	Hanover	53
91	Blackburn	46
88	North Central (Ill.)	66
87	Fontbonne •	52
56	Maryville (Mo.)	63
83	Chicago •	59
71	Emory	55
77	Case Reserve	47
61	New York U. •	63
83	Brandeis •	66
73	Rochester •	49
74	Carnegie Mellon •	36
83	Carnegie Mellon	58
66	Rochester	62
64	Case Reserve •	46
73	Emory •	51
66	Brandeis	54
66	New York U.	54
87	Chicago	77
70	Manchester •	54
78	Carroll (Wis.) •	66
89	Hope †	92

Nickname: Bears
Colors: Red & Green
Arena: WU Field House
Capacity: 3,000; Year Built: 1984
AD: John M. Schael
SID: Nick Povalitis

WAYNE ST. (MICH.)

Detroit, MI 48202-3489II

Coach: Gloria Bradley, Seton Hall 84

2005-06 RESULTS (10-17)

58 Indianapolis.....	74
79 West Liberty St. †.....	74
69 Wheeling Jesuit †.....	83
91 Concordia (Mich.) •.....	47
48 Northern Ky. •.....	76
66 Gannon.....	62
89 Mercyhurst.....	90
54 Hillsdale.....	84
66 Southern Ind.....	82
72 Ky. Wesleyan.....	76
86 Marygrove •.....	76
80 Northwood.....	53
71 Ashland •.....	89
81 Findlay •.....	77
54 Michigan Tech.....	69
67 Northern Mich.....	63
51 Grand Valley St. •.....	73
73 Lake Superior St. •.....	100
58 Findlay.....	70
72 Ashland.....	91
65 Mercyhurst •.....	63
69 Gannon •.....	82
71 Ferris St.....	90
74 Saginaw Valley.....	61
51 IPFW.....	80
70 Hillsdale •.....	44
79 Ashland.....	88

Nickname: Warriors
 Colors: Green & Gold
 Arena: Matthaehi Building
 Capacity: 2,000; Year Built: 1966
 AD: Robert Fournier
 SID: Eva McGillivray

WAYNE ST. (NEB.)

Wayne, NE 68787-1172II

Coach: Ryan Williams, South Dakota 92

2005-06 RESULTS (27-4)

49 Metro St.....	63
76 Colorado Mines †.....	37
77 Colo. Christian †.....	39
93 Peru St. •.....	38
57 Adams St. †.....	42
74 Neb.-Kearney.....	53
54 Augustana (S.D.) •.....	48
70 Upper Iowa.....	42
70 South Dakota •.....	77
65 Mt. Mercy •.....	34
68 York (Neb.) •.....	51
72 St. Mary (Neb.) •.....	53
61 Northern St. •.....	60
81 Minn. St. Moorhead •.....	59
85 Winona St. •.....	56
70 Concordia-St. Paul •.....	66
79 Minn.-Crookston.....	71
80 Bemidji St.....	74
82 Upper Iowa •.....	47
76 Southwest Minn. St. •.....	52
68 Southwest Minn. St.....	56
91 Bemidji St. •.....	58
79 Minn.-Crookston •.....	50
85 Concordia-St. Paul.....	61
71 Winona St.....	70
86 Minn. St. Moorhead.....	59
69 Northern St.....	72
70 Minn.-Crookston •.....	54
73 Minn. St. Moorhead †.....	53
59 Northern St. †.....	54
59 Concordia-St. Paul †.....	74

Nickname: Wildcats
 Colors: Black & Gold
 Arena: Rice Auditorium
 Capacity: 2,500; Year Built: 1960
 AD: Eric Schoh
 SID: Mike Grosz

WAYNESBURG

Waynesburg, PA 15370.....III

Coach: Terry Acker, Slippery Rock 1976

2005-06 RESULTS (14-13)

63 Allegheny.....	62
65 John Carroll †.....	78
78 Pitt.-Greensburg •.....	68
59 Carnegie Mellon •.....	64
66 Guilford †.....	61
64 Salisbury.....	85
55 Juniata •.....	70
74 Mt. Aloysius.....	48
71 Penn St.-Altoona.....	42
55 La Roche.....	54
57 Wash. & Jeff.....	74
73 Chatham •.....	40
67 Meredith †.....	55
43 Villa Julie.....	48
71 Bethany (W.V.).....	82
48 Grove City.....	57
56 Thiel •.....	60
66 Thomas More •.....	62
62 Westminster (Pa.) •.....	59
53 Wash. & Jeff. •.....	54
72 Thiel.....	77
74 Bethany (W.V.) •.....	70
44 Thomas More.....	72
78 Grove City •.....	61
65 Westminster (Pa.).....	62
89 Bethany (W.V.).....	83
41 Thomas More †.....	67

Nickname: Yellow Jackets
 Colors: Orange & Black
 Arena: Marisa Field House
 Capacity: 1,500; Year Built: 1985
 AD: Rudy Marisa
 SID: Matthew Kifer

WEBER ST.

Ogden, UT 84408-2701I

Coach: Carla Taylor, Weber St. 1984

2005-06 RESULTS (15-15)

48 Southern Ill.....	55
70 St. Louis.....	60
65 Air Force •.....	78
72 UC Santa Barb. •.....	63
65 Loyola Marymount •.....	55
38 Utah.....	65
80 Pacific •.....	62
77 Utah St. •.....	69
36 Wyoming.....	51
47 Brigham Young •.....	63
55 Boise St.....	62
51 Northern Colo.....	65
65 Utah Valley St.....	57
46 Northern Ariz.....	73
57 Sacramento St.....	55
80 Portland St. •.....	61
65 Eastern Wash. •.....	55
81 Idaho St. •.....	82
50 Montana.....	49
74 Montana St.....	48
59 Sacramento St. •.....	55
53 Northern Ariz. •.....	65
40 Eastern Wash.....	54
59 Portland St.....	78
66 Idaho St.....	84
86 Montana St. •.....	63
51 Montana •.....	65
74 Eastern Wash. †.....	69
71 Idaho St.....	70
59 Northern Ariz. †.....	74

Nickname: Wildcats
 Colors: Royal Purple & White
 Arena: Dee Events Center
 Capacity: 11,500; Year Built: 1977
 AD: Jerry Graybeal
 SID: Paul Grua

WEBSTER

St. Louis, MO 63119.....III

Coach: Amber Daulbaugh,
 Baldwin-Wallace 1996

2005-06 RESULTS (16-10)

53 Millikin.....	75
55 Wis.-Eau Claire †.....	77
54 Washington-St. Louis.....	84
70 Augustana (Ill.) •.....	62
76 Wartburg •.....	71
56 Simpson •.....	40
87 Lincoln Chrst. •.....	57
60 Aurora.....	69
44 DePauw.....	84
72 Rose-Hulman.....	89
68 Benedictine (Ill.).....	72
64 Maryville (Mo.).....	79
70 Westminster (Mo.) •.....	50
76 Blackburn •.....	50
84 MacMurray.....	72
87 Principia •.....	65
67 Fontbonne.....	57
66 Greenville.....	53
53 Maryville (Mo.) •.....	62
69 Westminster (Mo.).....	49
73 Blackburn.....	64
57 MacMurray •.....	35
66 Principia.....	60
51 Fontbonne •.....	46
73 Greenville •.....	47
48 Fontbonne †.....	49

Nickname: Gorloks
 Colors: Gold, Navy Blue & White
 Arena: Grant Gym
 Capacity: 900; Year Built: 1992
 AD: Thomas Hart
 SID: Merry Graf

WELLESLEY

Wellesley, MA 02481-8203III

Coach: Kathy Hagerstrom,
 Nebraska 1983

2005-06 RESULTS (8-15)

73 Rensselaer †.....	81
67 Suffolk †.....	75
37 Brandeis •.....	56
57 Bryn Mawr †.....	42
58 Swarthmore †.....	65
42 Smith †.....	52
64 Regis (Mass.).....	52
42 Tufts •.....	66
75 Wheaton (Mass.) •.....	52
48 Mount Holyoke.....	63
52 Babson •.....	53
55 Coast Guard.....	47
51 WPI.....	59
71 Clark (Mass.) •.....	62
56 MIT.....	57
49 Smith •.....	36
68 Wheaton (Mass.).....	71
62 Springfield •.....	74
48 Rhode Island Col.....	46
40 Babson.....	45
54 MIT •.....	36
43 WPI •.....	47
44 Springfield.....	82

Nickname:
 Colors: Blue & White
 Arena: Towne Fieldhouse
 Capacity: 1,000; Year Built: 1985
 AD: Bridget Belgiovine
 SID: Mindy Mangels

WENTWORTH INST.

Boston, MA 02115.....III

Coach: Carrie Crawford,
 Buena Vista 1997

2005-06 RESULTS (14-11)

75 Russell Sage †.....	50
82 Thomas.....	84
74 Mount Ida •.....	47
52 New England.....	61
74 New England Col. •.....	59
49 Suffolk •.....	56
74 Bridgewater St. •.....	73
75 Anna Maria.....	60
62 Simmons.....	60
64 Emerson •.....	51
59 Eastern Nazarene •.....	33
54 Nichols.....	50
41 Endicott •.....	62
67 New England Col.....	57
48 Colby-Sawyer.....	63
54 New England •.....	60
49 Gordon.....	55
83 Regis (Mass.).....	65
74 Curry •.....	61
43 Salve Regina •.....	50
72 Roger Williams.....	68
66 Colby-Sawyer •.....	71
67 Endicott.....	63
51 Gordon •.....	53
79 Nichols.....	84

Nickname: Leopards
 Colors: Black & Gold
 Arena: Tansey Gymnasium
 Capacity: 1,000; Year Built: 1970
 AD: Lee Conrad
 SID: Bill Gorman

WESLEY

Dover, DE 19901-3875III

Coach: Michele Stabley, DeSales 1996

2005-06 RESULTS (19-9)

51 Chowan †.....	68
58 Hood †.....	56
81 Salisbury •.....	91
57 Gwynedd-Mercy •.....	60
81 Cedar Crest.....	58
70 Neumann •.....	53
53 Widener •.....	65
71 Lynchburg.....	73
68 Cabrini •.....	57
72 Rosemont.....	65
83 Eastern.....	58
81 Hood.....	75
67 Rosemont •.....	58
44 Misericordia.....	37
86 Eastern •.....	55
92 Immaculata •.....	52
72 Alvernia •.....	67
52 Neumann.....	60
46 Cabrini.....	49
78 Marywood.....	65
60 Arcadia •.....	57
62 Immaculata.....	56
70 Newport News •.....	53
77 Shenandoah.....	70
89 Notre Dame (Md.) •.....	69
92 Neumann •.....	66
60 Gwynedd-Mercy.....	71
64 Pitt.-Greensburg.....	81

Nickname: Wolverines
 Colors: Blue & White
 Arena: Jim & Shirley Wentworth
 Gymnasium
 Capacity: 800
 AD: Michael Drass
 SID: John Davis

WESLEYAN (CONN.)
Middletown, CT 06459III

Coach: Kate Mullen,
Central Conn. St. 1978

2005-06 RESULTS (18-8)

60	Gettysburg †	64
59	King's (Pa.) †	52
70	Trinity (Tex.) †	82
73	St. Joseph (Conn.)	34
44	Salve Regina	57
68	Coast Guard •	58
74	Springfield	64
65	Suffolk †	50
63	WPI	56
60	Rhode Island Col.	50
60	Albertus Magnus	43
70	Williams •	59
66	Middlebury •	59
65	Amherst	51
65	Trinity (Conn.)	44
51	Williams	60
62	Tufts •	50
58	Bates •	69
58	Amherst •	53
65	Bowdoin	73
74	Colby	62
76	Connecticut Col. •	49
69	Westfield St. •	57
72	Trinity (Conn.) •	42
46	Bowdoin †	61
50	Muhlenberg	57

Nickname: Cardinals
Colors: Red & Black
Arena: Freeman Athletic Center
Gymnasium
Capacity: 1,200; Year Built: 2004
AD: John Biddiscombe
SID: Brian Katten

WESLEYAN (GA.)
Macon, GA 31210-4462III

Coach: Sara Wilson, Rhodes 2001

2005-06 RESULTS (0-20)

33	Atlanta Christian	61
18	Maryville (Tenn.) •	95
42	Fisk •	63
26	Atlanta Christian •	67
26	Piedmont	96
26	Agnes Scott •	77
28	Spelman	65
27	LaGrange •	80
35	Toccoa Falls •	66
37	Huntingdon	65
44	Piedmont •	83
30	Huntingdon •	86
43	Toccoa Falls	75
27	Agnes Scott	74
46	Spelman •	66
46	Tenn. Temple	93
40	LaGrange	66
29	Maryville (Tenn.)	91
47	Fisk †	52
30	Maryville (Tenn.) †	94

Nickname: Pioneers
Colors: Purple & White
Arena: Porter Gym
Capacity: 700; Year Built: 1928
AD: Melissa Kelly
SID: Sara Wilson

WEST ALA.
Livingston, AL 35470II

Coach: Amanda Marks, North Ala. 88

2005-06 RESULTS (13-16)

87	Ark.-Monticello •	85
----	-------------------	----

65	St. Thomas Aquinas †	44
70	Fla. Southern †	62
63	Southern Ark. •	65
80	Henderson St. •	88
48	Delta St.	68
65	Miles	69
80	Ark.-Monticello	75
58	Christian Bros.	60
73	Henderson St.	88
54	Delta St. •	56
63	Southern Ark.	60
62	Ala.-Huntsville	72
82	North Ala.	65
70	Lincoln Memorial •	62
72	West Ga. •	75
71	Valdosta St.	78
57	West Fla.	79
72	Montevallo •	61
64	Fla. Gulf Coast •	88
63	Lincoln Memorial	65
61	West Ga.	68
95	North Ala. •	73
79	Ala.-Huntsville •	83
70	Valdosta St. •	69
81	West Fla. •	64
63	Montevallo	60
70	Ark.-Monticello †	69
78	West Fla. †	82

Nickname: Tigers
Colors: Red, White & Black
Arena: Pruitt Hall
Capacity: 1,500; Year Built: 1962
AD: E.J. Brophy
SID: Jason Hughes

WEST CHESTER
West Chester, PA 19383II

Coach: Deirdre Kane, Dayton 1976

2005-06 RESULTS (10-17)

56	Phila. Sciences	72
39	Glenville St. †	65
62	Pitt.-Johnstown †	77
76	Charleston (W.V.) †	93
74	Shippensburg	73
67	California (Pa.)	89
79	Bowie St. •	66
56	Shepherd •	71
56	Lock Haven	79
57	Indiana (Pa.)	82
72	Concord †	62
52	Fairmont St.	66
75	Clarion •	91
75	Millersville	70
50	Slippery Rock •	51
79	Edinboro •	87
65	Cheyney	58
65	Mansfield •	72
58	Kutztown	69
73	East Stroudsburg •	67
78	Bloomsburg •	67
60	Millersville •	62
59	Cheyney •	57
78	Mansfield	84
65	Kutztown •	52
61	East Stroudsburg	65
81	Bloomsburg	72

Nickname: Golden Rams
Colors: Purple & Gold
Arena: Hollinger Field House
Capacity: 2,500; Year Built: 1949
AD: Edward Matejkovic
SID: Tom DiCamillo

WEST FLA.
Pensacola, FL 32514II

Coach: Shannan Bergen, Radford 1995

2005-06 RESULTS (23-7)

65	Concordia-Selma •	55
----	-------------------	----

70	Fla. Southern •	45
77	St. Thomas Aquinas •	55
64	Spring Hill	62
66	Mobile •	73
50	Incarinate Word	43
67	St. Mary's (Tex.) †	75
65	Albany St. (Ga.) •	42
51	Fla. Gulf Coast	56
70	Barry	49
66	Southern Ark. •	53
79	Ark.-Monticello •	62
65	West Ga.	53
59	Lincoln Memorial	48
73	Ala.-Huntsville •	51
81	North Ala. •	58
74	Montevallo •	56
79	West Ala. •	57
57	Valdosta St.	64
65	North Ala.	64
72	Ala.-Huntsville	53
60	Lincoln Memorial •	53
64	West Ga. •	54
59	Montevallo	51
64	West Ala.	81
57	Valdosta St. •	54
82	West Ala. †	78
54	Delta St. †	63
65	Fort Valley St. †	64
62	Henderson St.	68

Nickname: Argonauts
Colors: Blue & Green
Arena: UWF Field House
Capacity: 3,000; Year Built: 1969
AD: Richard C. Berg
SID: Jake Fish

WEST GA.
Carrollton, GA 30118II

Coach: Craig Roden, West Ala. 1978

2005-06 RESULTS (19-10)

62	Ark.-Monticello †	67
67	Agnes Scott †	37
62	Clark Atlanta	34
77	Clayton St. •	72
48	Columbus St. •	69
62	Miles	49
59	St. Leo †	44
35	Fla. Gulf Coast †	49
65	Columbus St.	74
69	Miles •	53
41	Delta St. •	60
61	Newberry †	70
50	Bowie St. †	36
53	West Fla. •	65
47	Valdosta St.	45
57	Montevallo	54
75	West Ala.	72
71	Ala.-Huntsville	66
67	North Ala.	60
66	Lincoln Memorial •	51
60	Montevallo •	52
68	West Ala. •	61
58	Valdosta St.	53
54	West Fla.	64
73	Ala.-Huntsville •	77
57	North Ala. •	42
57	Lincoln Memorial	53
63	Central Ark. †	54
70	Henderson St. †	73

Nickname: Braves
Colors: Blue & Red
Arena: HPE Building
Capacity: 2,800; Year Built: 1965
AD: Edward G. Murphy
SID: Mitch Gray

WEST LIBERTY ST.
West Liberty, WV 26074II

Coach: Lynn Ullom, West Liberty St. 85

2005-06 RESULTS (24-7)

74	Wayne St. (Mich.) †	79
82	Walsh †	67
65	Findlay •	62
64	Slippery Rock	52
90	Dist. Columbia	58
81	Edinboro	69
76	C.W. Post †	64
92	Alderson-Broaddus •	71
79	Shepherd •	76
66	Davis & Elkins	57
59	West Va. Wesleyan	76
102	West Va. Tech •	54
84	Salem Int'l •	36
100	Ohio Valley	72
71	Pitt.-Johnstown •	63
93	Dist. Columbia •	77
62	Fairmont St. •	60
78	Wheeling Jesuit	89
58	Glenville St.	74
61	Charleston (W.V.) •	76
78	Concord	64
87	Bluefield St.	66
76	West Virginia St. •	54
78	Salem Int'l	36
72	Ohio Valley •	71
71	Fairmont St.	70
71	Wheeling Jesuit •	70
79	Salem Int'l •	46
77	Fairmont St. †	65
52	Glenville St. †	69
72	Anderson (S.C.) †	84

Nickname: Lady Hilltoppers
Colors: Black & Gold
Arena: ASRC
Capacity: 1,200; Year Built: 2000
AD: James W. Watson
SID: Lynn Ullom

WEST TEX. A&M
Canyon, TX 79016-0999II

Coach: Bob Schneider,
West Tex. A&M 58

2005-06 RESULTS (28-4)

86	Adams St.	58
105	UC-Colo. Spgs. †	69
90	Fort Lewis •	59
87	Mont. St.-Billings •	52
96	Cameron	58
77	Southwestern Okla.	64
93	Tex. A&M-Commerce •	75
52	Washburn †	63
92	Central Mo. St. †	79
76	Eastern N.M. •	44
76	Central Okla.	64
60	Northeastern St.	68
82	Southeastern Okla. •	62
68	East Central •	64
66	Abilene Christian	61
67	Angelo St. •	65
72	Midwestern St. •	46
50	Tarleton St.	55
87	Texas Woman's •	63
110	Tex. A&M-Kingsville •	77
82	Eastern N.M.	78
73	Texas Woman's	59
80	Tex. A&M-Kingsville	62
82	Abilene Christian •	67
70	Angelo St.	61
73	Midwestern St.	58
90	Tarleton St. •	57
93	Cameron •	61
64	Tex. A&M-Commerce •	58
83	Angelo St. •	68
78	Northeastern St. †	64
82	Emporia St. †	88

Nickname: Lady Buffs
 Colors: Maroon & White
 Arena: First United Bank Center
 Capacity: 4,800; Year Built: 2001
 AD: Michael McBroom
 SID: Zach Fisher

WEST VIRGINIA

Morgantown, WV 26507.....I

Coach: Mike Carey, Salem Int'l 1980

2005-06 RESULTS (15-16)

54	UTSA †	57
77	UCF	63
83	Fordham •	39
80	Robert Morris •	54
70	UNC Greensboro	72
79	Houston	54
77	Duquesne	61
82	Cleveland St. •	39
100	Kennesaw St. •	60
69	Tex. A&M-Corp. Chris •	70
61	Seton Hall	67
74	Syracuse	52
99	Louisville •	73
65	Georgetown •	54
59	Villanova	75
75	Marquette •	80
72	Marshall †	58
69	St. John's (N.Y.)	74
82	DePaul •	70
50	Connecticut	58
55	Providence	57
41	Rutgers •	54
46	Cincinnati	56
58	Pittsburgh •	62
58	Notre Dame •	70
56	South Fla.	66
56	Villanova	69
54	Louisville †	45
55	St. John's (N.Y.) †	49
56	Rutgers †	40
44	Connecticut	50

Nickname: Mountaineers
 Colors: Old Gold & Blue
 Arena: Coliseum
 Capacity: 14,000; Year Built: 1970
 AD: Ed Pastilong
 SID: Phil Caskey

WEST VIRGINIA ST.

Institute, WV 25112-1000.....II

Coach: R. Gill Heasley,
 West Virginia St. 1978

2005-06 RESULTS (16-13)

52	Bluefield St. •	47
60	Slippery Rock †	72
68	Barton •	72
85	Belmont Abbey •	80
60	Queens (N.C.) †	53
92	Converse	71
67	Concord	76
72	Converse •	66
57	Shippensburg •	52
61	Winston-Salem †	47
85	West Va. Tech •	67
62	Charleston (W.V.) •	77
68	West Va. Tech	65
65	Wheeling Jesuit	82
83	West Va. Wesleyan •	75
68	Glenville St. •	87
67	Alderson-Broaddus	60
75	Davis & Elkins	52
65	Shepherd •	70
100	Salem Int'l •	96
80	Fairmont St. •	81
54	West Liberty St.	76

76	Charleston (W.V.)	100
89	Concord •	85
80	Bluefield St.	72
98	Ohio Valley •	83
61	Glenville St. †	89

Nickname: Yellow Jackets
 Colors: Old Gold & Black
 Arena: Fleming Hall
 Capacity: 1,800; Year Built: 1942
 AD: Robert Parker
 SID: Sean McAndrews

WEST VA. TECH

Montgomery, WV 25136.....II

Coach: Reggie Carrick,
 Augustana (S.D.) 1996

2005-06 RESULTS (1-23)

42	Slippery Rock †	55
56	Bluefield St. •	74
57	Emporia St. †	113
50	Washburn	86
37	N.C. Central	54
58	Johnson C. Smith †	69
67	West Virginia St.	85
54	Charleston (W.V.)	84
75	Concord	82
65	West Virginia St. •	68
54	West Liberty St.	102
54	Shepherd •	75
63	Alderson-Broaddus •	77
79	Davis & Elkins	69
55	West Va. Wesleyan	61
66	Glenville St. •	82
52	Bluefield St. •	64
65	Wheeling Jesuit	81
70	Ohio Valley •	72
57	Salem Int'l •	64
45	Fairmont St.	82
58	Charleston (W.V.) •	82
43	Bluefield St.	46
73	Concord •	87

Nickname: Golden Bears
 Colors: Blue & Gold
 Arena: Neal Baisi Athletic Center
 Capacity: 2,000; Year Built: 1968
 AD: Gary Prince
 SID: Ernie Horn

WEST VA. WESLEYAN

Buckhannon, WV 26201.....II

Coach: Steve Tierney,
 Sam Houston St. 1987

2005-06 RESULTS (11-18)

76	Seton Hill	71
60	Southern Ind.	73
67	Carson-Newman †	76
51	Wingate	95
77	Gannon	85
65	Mercyhurst	68
48	Northern Ky.	68
41	Virginia Union †	60
59	Shippensburg	64
71	Salem Int'l	68
72	Ohio Valley	81
56	Fairmont St. •	76
76	West Liberty St. •	59
71	Davis & Elkins	78
75	West Virginia St.	83
72	Bluefield St.	54
75	Concord •	55
61	West Va. Tech •	55
59	Charleston (W.V.)	81
50	Wheeling Jesuit •	73
90	Alderson-Broaddus •	66
37	Glenville St.	80
74	Shepherd •	73
67	Glenville St. •	85
89	Alderson-Broaddus	72

71	Davis & Elkins •	66
65	Shepherd	82
77	Concord •	71
61	Charleston (W.V.) †	75

Nickname: Lady Bobcats
 Colors: Orange & Black
 Arena: Rockefeller Gymnasium
 Capacity: 3,400; Year Built: 1974
 AD: George A. Klebez
 SID: Hailey Noble

WESTERN CARO.

Cullowhee, NC 28723.....I

Coach: Kellie Harper, Tennessee 1999

2005-06 RESULTS (9-20)

72	Detroit	75
61	Michigan St.	84
67	Florida St.	75
63	Wright St. †	65
66	UNC Asheville •	77
49	Auburn	78
74	Radford •	76
87	High Point	89
53	South Carolina	95
79	Wofford	54
72	Elon •	85
63	Davidson	67
86	Appalachian St.	76
68	Chattanooga	77
70	Ga. Southern •	72
60	UNC Greensboro •	69
79	Furman	73
59	Col. of Charleston	69
64	Wofford •	69
56	Elon	48
63	Davidson •	67
82	Appalachian St. •	65
61	Chattanooga	86
65	Ga. Southern	62
63	Furman	49
98	Col. of Charleston •	65
57	UNC Greensboro	72
80	Appalachian St. †	71
73	Chattanooga †	77

Nickname: Catamounts
 Colors: Purple & Gold
 Arena: Liston B. Ramsey Center
 Capacity: 7,826; Year Built: 1986
 AD: Chip Smith
 SID: Daniel Hooker

WESTERN CONN. ST.

Danbury, CT 06810.....III

Coach: Kim Bernstein,
 Western Conn. St. 1988

2005-06 RESULTS (15-13)

60	Rutgers-Newark †	62
56	Stevens Institute	67
82	Albertus Magnus	48
53	Springfield •	58
74	Plymouth St. •	66
40	Western New Eng.	65
72	Centenary (N.J.) •	50
59	Mass.-Boston	65
40	Skidmore •	45
71	Connecticut Col.	61
39	Southern Me.	80
60	Keene St. •	46
77	Russell Sage	63
62	Mass.-Dartmouth •	53
67	Rhode Island Col. •	61
46	Lehman •	49
55	Plymouth St.	60
52	Eastern Conn. St.	55
66	Mass.-Boston •	57
62	Trinity (Conn.)	56
43	Southern Me. •	61
57	Rhode Island Col.	36

49	Keene St.	44
75	Eastern Conn. St. •	63
67	Mass.-Dartmouth	39
64	Mass.-Boston •	60
55	Eastern Conn. St. †	59
44	Mount Holyoke	63

Nickname: Colonials
 Colors: Dark Blue, Metallic Copper & White
 Arena: Feldman Arena
 Capacity: 2,100; Year Built: 1994
 AD: Edward Farrington
 SID: Scott Ames

WESTERN ILL.

Macomb, IL 61455.....I

Coach: Leslie Crane, Arkansas St. 86

2005-06 RESULTS (23-7)

96	Hannibal-La Grange •	59
50	Northern Ill. •	34
57	Eastern Wash. †	54
36	Ohio St.	75
57	Bradley •	54
69	Ohio	59
41	Missouri St.	46
57	St. Louis	44
109	Ill.-Springfield •	38
70	Wisconsin	61
83	Centenary (La.) •	37
53	IUPUI	44
68	Oral Roberts	56
74	Oakland •	65
61	Valparaiso •	57
62	Chicago St.	49
57	Southern Utah	47
37	Oral Roberts •	47
57	Oakland	66
57	Centenary (La.)	53
60	IUPUI •	57
53	Valparaiso	42
55	UMKC	46
80	Southern Utah •	55
63	Chicago St. •	45
61	UMKC •	70
50	Southern Utah †	37
57	Valparaiso †	40
56	Oakland †	65
37	Illinois	58

Nickname: Westerwinds
 Colors: Purple & Gold
 Arena: Western Hall
 Capacity: 5,139; Year Built: 1964
 AD: Tim Van Alstine
 SID: Shana Daniels

WESTERN KY.

Bowling Green, KY 42101-3576 I

Coach: Mary Taylor Cowles,
 Western Ky. 1991

2005-06 RESULTS (27-7)

80	Louisiana Tech •	59
87	Charlotte •	80
86	Murray St.	59
71	Louisville •	61
72	Holy Cross †	41
64	Arizona St.	78
87	Arkansas •	73
86	East Tenn. St. •	56
70	Austin Peay	47
81	Tennessee Tech •	69
61	UAB	66
70	Duquesne •	51
57	Vanderbilt	72
63	Middle Tenn.	68
80	Ark.-Little Rock	59
62	Arkansas St.	76
64	Troy •	36
57	South Ala. •	52

59	New Orleans	49
74	La.-Lafayette	58
71	Florida Int'l	49
63	Denver	45
84	North Texas	70
73	Ark.-Little Rock	51
106	Arkansas St.	89
76	Florida Int'l	67
70	Middle Tenn.	63
83	South Ala. †	68
66	Florida Int'l †	58
73	Middle Tenn.	84
83	Tennessee Tech	66
81	Charlotte	68
94	Villanova	81
56	Kansas St.	57

Nickname: Lady Toppers
 Colors: Red & White
 Arena: Diddle Arena
 Capacity: 7,365; Year Built: 1963
 AD: Camden Wood Selig
 SID: Brian Fremund

WESTERN MICH.

Kalamazoo, MI 49008.....I

Coach: Ron Stewart, Indiana 1971

2005-06 RESULTS (14-14)

68	Notre Dame	71
65	Florida Int'l	66
72	American †	74
65	Purdue	98
89	Detroit	78
92	Cleveland St.	77
90	Northwestern	72
65	Virginia Tech †	69
50	Louisville †	73
65	Missouri	84
51	IUPUI	70
58	Central Mich.	50
70	Ball St.	81
55	Eastern Mich.	71
78	Northern Ill.	65
73	Toledo	71
88	Ohio	77
69	Bowling Green	77
62	Akron	58
69	Kent St.	63
70	Miami (Ohio)	60
86	Buffalo	42
64	Central Mich.	54
55	Ball St.	62
57	Northern Mich.	64
89	Northern Ill.	86
87	Toledo	86
59	Toledo †	64

Nickname: Broncos
 Colors: Brown & Gold
 Arena: Read Fieldhouse
 Capacity: 5,800; Year Built: 1957
 AD: Kathy Beauregard
 SID: Daniel Jankowski

WESTERN NEW ENG.

Springfield, MA 01119.....III

Coach: Nicole Chaszar, Temple 2000

2005-06 RESULTS (21-7)

67	Colby-Sawyer †	57
72	Plattsburgh St.	50
54	Fitchburg St.	56
65	Amherst †	40
43	Springfield †	55
65	Western Conn. St.	40
61	Skidmore	48
38	Brandeis	63
62	Westfield St.	47
90	Framingham St.	56
58	Johnson & Wales (R.I.)	60
71	Elms	43

58	Russell Sage	40
66	Pine Manor	42
50	Norwich	53
54	Suffolk	50
68	Albertus Magnus	44
81	Southern Vt.	17
64	Emmanuel (Mass.)	61
75	Daniel Webster	47
74	Simmons	71
56	St. Joseph (Conn.)	42
74	Rivier	40
56	Emerson	48
52	Suffolk	47
48	Norwich †	64
55	Nichols	54
71	Emmanuel (Mass.) †	74

Nickname: Golden Bears
 Colors: Royal Blue & Gold
 Arena: Alumni Healthful Living Center
 Capacity: 2,000; Year Built: 1993
 AD: Michael Theulen
 SID: Ken Cerino

WESTERN N.M.

Silver City, NM 88062.....II

Coach: Brett Hansen,
 Brigham Young 1999

2005-06 RESULTS (6-20)

61	Eastern N.M.	87
86	Cal Poly Pomona †	95
65	Cal St. Bakersfield †	119
52	Eastern N.M.	87
58	Mesa St.	79
54	Wayland Baptist †	73
55	Fort Lewis	74
42	Mont. St.-Billings	78
68	Lincoln (Mo.)	67
70	Lincoln (Mo.)	62
46	St. Edward's	62
33	St. Edward's	67
65	Okla. Panhandle	91
75	Okla. Panhandle	85
60	St. Mary's (Tex.)	76
59	Incarinate Word	60
43	Incarinate Word	48
80	Okla. Panhandle	86
74	Okla. Panhandle	79
49	St. Mary's (Tex.)	83
81	St. Mary's (Tex.)	77
71	Incarinate Word	59
78	St. Edward's	81
64	Lincoln (Mo.)	76
75	Mont. St.-Billings	65
87	Mont. St.-Billings	83

Nickname: Mustangs
 Colors: Purple & Gold
 Arena: Mustang Field House
 Capacity: 2,000; Year Built: 1957
 AD: Scott Woodard
 SID: Kent Beatty

WESTERN ORE.

Monmouth, OR 97361-1394II

Coach: Paula Pietrok, Delaware 1979

2005-06 RESULTS (0-27)

35	Hillsdale †	75
54	Fort Lewis †	82
72	George Fox	100
56	Corban	80
39	Southern Ore.	62
61	Corban	68
34	George Fox	47
36	Cal St. Chico †	89
69	Cal St. Stanislaus †	71
50	Alas. Fairbanks	74
45	Alas. Anchorage	64
50	Western Wash.	59
39	Central Wash.	65

52	St. Martin's	59
47	Seattle	63
44	Northwest Nazarene	55
47	Seattle Pacific	65
41	Humboldt St.	81
32	Central Wash.	62
38	Western Wash.	75
48	Seattle	57
62	St. Martin's	65
47	Seattle Pacific	64
34	Northwest Nazarene	82
53	Humboldt St.	68
49	Alas. Anchorage	68
50	Alas. Fairbanks	51

Nickname: Wolves
 Colors: Crimson Red & White
 Arena: Physical Education Bld
 Capacity: 2,473; Year Built: 1972
 AD: Jon Carey
 SID: Russ Blunck

WESTERN ST.

Gunnison, CO 81231II

Coach: Al Sokaitis,
 Mass. Liberal Arts 1976

2005-06 RESULTS (9-17)

99	Johnson & Wales (CO)	39
66	Okla. Panhandle	71
58	Southern Utah	64
65	Wayland Baptist †	52
45	Okla. Panhandle	69
38	Southwest Baptist †	82
62	Colo. Christian	48
43	Colorado Mines	63
51	Neb.-Kearney	67
34	Air Force	76
51	Fort Hays St.	69
64	Chadron St.	41
42	Regis (Colo.)	60
43	Metro St.	73
59	UC-Colo. Spgs.	66
73	N.M. Highlands	64
45	Fort Lewis	53
59	Adams St.	56
64	Mesa St.	81
50	Colorado St.-Pueblo	60
52	Adams St.	49
37	Fort Lewis	74
65	Mesa St.	53
67	Colorado St.-Pueblo	62
58	N.M. Highlands	67
60	UC-Colo. Spgs.	68

Nickname: Mountaineers
 Colors: Crimson & Slate
 Arena: Paul Wright Gymnasium
 Capacity: 1,800; Year Built: 1951
 AD: Greg Waggoner
 SID: Bobby Heiken

WESTERN WASH.

Bellingham, WA 98225II

Coach: Carmen Dolfo,
 Western Wash. 88

2005-06 RESULTS (27-2)

88	Northwest (Wash.)	44
82	Grand Canyon	65
72	Lewis-Clark St.	53
92	Sonoma St.	59
94	Cal St. Chico	81
87	Central Wash. †	55
56	Cal St. Bakersfield	75
96	Cal Poly Pomona †	54
81	Northwest Nazarene	60
82	Seattle Pacific	71
59	Western Ore.	50
82	Humboldt St.	80
93	Alas. Fairbanks	61
94	Alas. Anchorage	44

90	Grand Canyon	65
65	Central Wash.	45
59	Seattle	38
81	St. Martin's	59
80	Humboldt St.	50
75	Western Ore.	38
74	Alas. Anchorage	62
90	Alas. Fairbanks	42
65	Central Wash.	60
84	St. Martin's	52
84	Seattle	57
78	Seattle Pacific	54
76	Northwest Nazarene	48
66	Northwest Nazarene	54
50	Seattle Pacific	70

Nickname: Vikings
 Colors: Blue, Silver & White
 Arena: Sam Carver Gym
 Capacity: 2,534; Year Built: 1961
 AD: Lynda Goodrich
 SID: Paul Madison

WESTFIELD ST.

Westfield, MA 01086-1630.....III

Coach: Andrea Bertini,
 Westfield St. 1996

2005-06 RESULTS (12-14)

60	Norwich †	56
62	Emerson †	61
51	Trinity (Conn.)	63
46	Rhode Island Col.	70
75	Springfield	83
46	Amherst	64
60	Albertus Magnus	48
69	Pine Manor	79
63	MIT	56
47	Western New Eng.	62
54	Johnson & Wales (R.I.)	48
67	Bridgewater St.	70
43	Keene St.	42
39	Worcester St.	65
63	Salem St.	79
63	Fitchburg St.	53
58	Framingham St.	54
52	Mass. Liberal Arts	44
64	Bridgewater St.	77
65	Worcester St.	69
51	Salem St.	71
68	Fitchburg St.	63
57	Wesleyan (Conn.)	69
79	Framingham St.	46
66	Mass. Liberal Arts	52
44	Salem St.	70

Nickname: Owls
 Colors: Blue & White
 Arena: Woodward Center
 Capacity: 1,100; Year Built: 2004
 AD: Richard Lenfest/Vicky Carwein
 SID: Mickey Curtis

WESTMINSTER (MO.)

Fulton, MO 65251-1299III

Coach: Scott Billey, Oklahoma St. 1996

2005-06 RESULTS (6-18)

69	Rhema	56
52	Bacone	62
69	Haskell	74
62	Monmouth (Ill.)	84
57	Knox	66
56	Illinois Col.	78
75	Central Bible (Mo.)	27
46	Haskell	72
54	Ill.-Springfield	59
74	Principia	67
50	Webster	70
64	Greenville	68
63	Lincoln Chrst.	55
34	Maryville (Mo.)	87

63	Fontbonne •	70
62	Blackburn •	66
72	MacMurray	77
77	Principia •	46
49	Webster •	69
41	Greenville	52
49	Maryville (Mo.) •	90
48	Fontbonne	68
56	Blackburn	63
76	MacMurray •	67

Nickname: Blue Jays
 Colors: Blue & White
 Arena: Westminster Gym
 Capacity: 1,200; Year Built: 1928
 AD: Matt Mitchell
 SID: Erin Schwada

WESTMINSTER (PA.)

New Wilmington, PA 16172.....III

Coach: Rosanne Scott,
 Bethany (W. V.) 2000

2005-06 RESULTS (8-19)

57	Penn St.-Behrend †	68
40	Mount Union †	60
37	Marietta	54
38	Mount Union •	52
64	Manchester •	71
51	Case Reserve •	73
48	Allegheny •	61
61	Pitt.-Greensburg	69
42	La Roche	41
54	Carnegie Mellon •	55
55	Seton Hill	47
50	Ohio Wesleyan	65
60	Thiel •	61
56	Chatham	26
42	Grove City	51
65	Bethany (W.V.) •	55
41	Wash. & Jeff.	60
68	Thomas More •	74
59	Waynesburg	62
73	Bethany (W.V.)	78
57	Grove City •	46
67	Wash. & Jeff. •	63
39	Thomas More	61
76	Thiel	73
62	Waynesburg •	65
75	Thiel	39
64	Wash. & Jeff.	67

Nickname: Lady Titans
 Colors: Navy Blue & White
 Arena: Buzz Ridl Gymnasium
 Capacity: 2,300; Year Built: 1950
 AD: James E. Daffler
 SID: Joe Onderko

WHEATON (ILL.)

Wheaton, IL 60187-5593III

Coach: Beth Baker, Wheaton (Ill.) 1977

2005-06 RESULTS (25-5)

88	Aurora •	53
67	Benedictine (Ill.) •	53
80	Dominican (Ill.)	40
77	North Central (Ill.) •	45
47	Hope †	40
45	Calvin	50
56	Clarke •	43
66	Defiance †	50
61	Mo. Baptist †	49
76	William Smith †	39
80	Vassar †	34
72	Augustana (Ill.) •	63
64	North Park	60
60	Ill. Wesleyan •	63
57	Judson (Ill.)	46
62	Elmhurst •	51
60	Millikin •	50
63	North Central (Ill.)	52

56	Carthage •	63
77	North Park •	50
59	Augustana (Ill.)	43
63	Ill. Wesleyan	49
67	Millikin •	69
57	Elmhurst	42
53	Carthage	42
74	Ill. Wesleyan •	60
57	Carthage •	45
66	Rockford •	50
75	Maryville (Mo.) •	48
60	DePauw	69

Nickname: Thunder
 Colors: Orange & Blue
 Arena: King Arena
 Capacity: 2,650; Year Built: 2000
 AD: Tony Ladd
 SID: Brett Marhanka

WHEATON (MASS.)

Norton, MA 02766III

Coach: Melissa Hodgdon,
 Springfield 1991

2005-06 RESULTS (14-12)

67	Albertus Magnus †	38
72	Elms	45
87	Curry •	67
39	Brandeis	83
47	Fitchburg St.	40
62	Tufts •	59
70	Salem St. •	73
40	Salve Regina	55
52	Wellesley	75
74	Clark (Mass.)	78
57	WPI •	60
52	Suffolk	49
64	Mount Holyoke •	72
65	MIT	60
61	Babson •	39
85	Mitchell	64
66	Mass.-Dartmouth	67
82	MIT •	63
71	Wellesley •	68
76	Newbury •	29
39	Smith	59
48	Babson	50
52	WPI	49
64	Coast Guard •	76
85	Springfield •	73
58	Mount Holyoke	81

Nickname: Lyons
 Colors: Royal & White
 Arena: Emerson Gymnasium
 Capacity: 1,000; Year Built: 1991
 AD: Chad Yowell
 SID: Scott Dietz

WHEELING JESUIT

Wheeling, WV 26003-6295II

Coach: Joe Key, Miami (Fla.) 1979

2005-06 RESULTS (27-5)

75	Geneva	72
84	Walsh †	65
83	Wayne St. (Mich.) †	69
89	St. Vincent •	38
65	P.R.-Rio Piedras	45
52	P.R.-Bayamon	56
65	Baldwin-Wallace	54
70	Case Reserve •	41
82	Shepherd •	72
72	Davis & Elkins •	45
67	Glenville St.	77
84	Alderson-Broaddus	73
82	West Virginia St. •	65
88	Salem Int'l	59
71	Fairmont St. •	63
87	Ohio Valley	61
89	West Liberty St. •	78

73	West Va. Wesleyan	50
81	West Va. Tech •	65
71	Bluefield St.	60
87	Concord	77
73	Charleston (W.V.) •	69
64	Salem Int'l •	60
74	Fairmont St.	66
83	Ohio Valley •	57
70	West Liberty St.	71
88	Alderson-Broaddus •	49
79	Shepherd †	75
63	Charleston (W.V.) †	76
79	California (Pa.) †	62
88	Charleston (W.V.)	90

Nickname: Lady Cardinals
 Colors: Red & Gold
 Arena: Alma McDonough Center
 Capacity: 2,200; Year Built: 1990
 AD: Jay De Fruscio
 SID: Chris Kreger

WHEELOCK

Boston, MA 02215-4176III

Coach: Tom Levet, Fitchburg St.

2005-06 RESULTS (0-20)

16	Trinity (Conn.)	72
41	Maine Maritime •	92
39	Husson •	94
50	Mount Ida •	69
17	Me.-Farmington	84
39	Thomas	98
39	Johnson St.	64
32	Castleton St.	78
40	Daniel Webster •	71
34	Thomas •	81
31	Me.-Farmington •	76
37	Mount Ida	66
16	Elms	64
29	Lesley •	59
24	Lasell •	81
37	Pine Manor •	58
31	Maine Maritime	92
36	Husson	82
58	Becker •	81
36	Bay Path •	51

Nickname: Wildcats
 Colors: Gold, White, and Navy Blue
 Arena: Holmes Sports Center
 Capacity: 500
 AD: Diana Cutaia
 SID: Nicole E. Viele

WHITMAN

Walla Walla, WA 99362III

Coach: Michelle Ferenz,
 Mont. St.-Billings 1991

2005-06 RESULTS (14-11)

73	Ohio Wesleyan †	51
64	Chicago	65
68	Eastern Ore. †	75
74	Albertson	86
60	Linfield	68
48	George Fox	64
54	Lewis-Clark St. •	68
78	Walla Walla •	33
82	Cal St. East Bay †	71
52	UC Santa Cruz †	37
74	Lewis & Clark •	48
74	Willamette •	48
38	Pacific Lutheran	55
59	Puget Sound	74
61	Whitworth	63
72	Pacific (Ore.)	58
62	Linfield •	51
62	George Fox •	58
73	Lewis & Clark	59
63	Willamette	45
62	Pacific Lutheran •	65

63	Puget Sound •	53
65	Whitworth •	42
63	Pacific (Ore.)	58
61	Puget Sound	63

Nickname: Missionaries
 Colors: Blue & Gold
 Arena: Sherwood Center
 Capacity: 2,000; Year Built: 1968
 AD: N/A
 SID: Dave Holden

WHITTIER

Whittier, CA 90608-0634III

Coach: Will Morris, Otterbein

2005-06 RESULTS (8-17)

48	Nazareth †	73
53	Oberlin †	45
51	Whitworth •	89
69	La Sierra •	66
50	UC Santa Cruz •	53
52	Rockford •	63
53	Neb. Wesleyan †	69
58	Willamette †	62
76	Colorado Col. •	83
65	Vassar •	58
47	William Smith •	54
69	Pomona-Pitzer	56
61	Claremont-M-S	64
62	Occidental •	78
76	Cal Lutheran	64
35	Redlands •	55
79	Caltech •	46
61	La Verne †	71
64	Pomona-Pitzer •	50
44	Claremont-M-S •	57
68	Occidental	78
62	Cal Lutheran •	75
43	Redlands	76
81	Caltech	40
79	La Verne •	81

Nickname: Poets
 Colors: Purple & Gold
 Arena: Graham Stu Activity Ctr.
 Capacity: 2,200; Year Built: 1979
 AD: Robert Coleman
 SID: Rock Carter

WHITWORTH

Spokane, WA 99251-2501III

Coach: Helen Higgs, Oregon 1984

2005-06 RESULTS (13-11)

72	Northwest (Wash.) •	61
78	Montana Tech •	56
55	Chapman	64
89	Whittier	51
42	George Fox	58
65	Linfield	70
70	Montana St.-Northern	77
82	Great Falls	77
74	UC Santa Cruz •	49
91	Cal St. East Bay •	59
80	Willamette •	54
63	Lewis & Clark •	60
53	Puget Sound	68
45	Pacific Lutheran	69
63	Whitman •	61
70	Pacific (Ore.) •	60
66	George Fox •	57
58	Linfield •	46
59	Willamette	48
39	Lewis & Clark	48
69	Puget Sound •	83
56	Pacific Lutheran •	64
42	Whitman	65
66	Pacific (Ore.)	69

Nickname: Pirates
 Colors: Crimson & Black

Arena: Whitworth Fieldhouse
Capacity: 1,600; Year Built: 1960
AD: Scott McQuilkin
SID: Steve Flegel

WICHITA ST.

Wichita, KS 67260.....I

Coach: Jane Albright,
Appalachian St. 1977

2005-06 RESULTS (15-13)

91 San Diego St. •	79
78 Ark. Pine Bluff •	45
71 Iona.....	73
71 UMKC •	60
49 Oral Roberts.....	81
74 UMKC.....	62
76 Northern Ill. •	69
63 Oklahoma St. •	57
92 Missouri St.....	89
83 Creighton.....	93
67 Drake.....	75
67 Evansville •	61
66 Southern Ill. •	57
60 Indiana St.....	85
52 Illinois St.....	66
56 UNI •	63
61 Bradley •	59
72 Tex. Pan American •	59
60 Drake •	61
82 Creighton •	63
55 Evansville.....	84
84 Southern Ill.....	77
85 Illinois St. •	73
85 Indiana St. •	88
79 Bradley.....	85
64 UNI.....	70
68 Missouri St. •	65
73 Evansville †	77

Nickname: Shockers
Colors: Yellow & Black
Arena: Charles Koch Arena
Capacity: 10,300; Year Built: 1955
AD: Jim Schaus
SID: Mike Ross

WIDENER

Chester, PA 19013-5792.....III

Coach: Alisa DiBonaventura,
Delaware Valley 2001

2005-06 RESULTS (15-11)

86 Mass. Dartmouth †	54
73 Frank & Marsh.....	67
68 Delaware Valley •	64
79 Neumann •	65
78 Lebanon Valley •	47
63 Susquehanna.....	57
54 DeSales.....	61
65 Wesley.....	53
67 King's (Pa.).....	72
56 Lincoln (Pa.) •	35
68 Rowan.....	71
63 Rosemont.....	56
62 Scranton •	75
54 Albright.....	62
79 Juniata •	69
80 Moravian •	76
55 Messiah.....	70
61 Elizabethtown •	51
41 Susquehanna •	59
77 Lebanon Valley.....	70
50 Juniata.....	68
64 Albright •	60
83 Elizabethtown.....	75
64 Moravian.....	68
75 Messiah •	86
73 Moravian.....	79

Nickname: Pioneers
Colors: Blue & Gold

Arena: Schwartz Center
Capacity: 1,500; Year Built: 1971
AD: Jack Shafer
SID: Derek Crudele

WILKES

Wilkes-Barre, PA 18766III

Coach: Rachel Hartung, DeSales 2001

2005-06 RESULTS (6-19)

57 Cabrini †	52
52 Muhlenberg.....	70
55 Marywood.....	65
56 King's (Pa.) •	64
58 DeSales.....	80
54 Elmira •	60
57 Misericordia •	44
44 Susquehanna •	60
62 Arcadia.....	53
62 Moravian.....	88
76 Briarcliffe •	55
49 Scranton •	72
78 Delaware Valley •	89
65 Ursinus •	75
50 Lycoming.....	55
87 Drew •	82
54 FDU-Florham.....	67
59 DeSales •	77
65 Lincoln (Pa.).....	75
62 Lycoming •	53
55 Delaware Valley.....	81
44 Scranton.....	60
76 FDU-Florham •	96
60 King's (Pa.).....	78
62 Drew.....	80

Nickname: Colonels
Colors: Blue & Gold
Arena: Arnaud C. Marts Center
Capacity: 3,500; Year Built: 1988
AD: Addy Malatesta
SID: John Seitzinger

WILLAMETTE

Salem, OR 97301-3931III

Coach: Bruce Henderson,
Willamette 1992

2005-06 RESULTS (5-19)

59 Scranton †	71
58 Smith †	43
50 Corban •	72
37 Lewis & Clark.....	82
55 Pacific Lutheran •	70
32 Corban.....	72
71 Concordia (Ore.) •	59
68 Occidental.....	59
62 Whittier †	58
72 Cascade •	64
54 Whitworth.....	80
48 Whitman.....	74
53 Pacific (Ore.).....	76
48 Linfield •	65
40 Puget Sound •	91
48 George Fox •	76
53 Lewis & Clark •	65
35 Pacific Lutheran.....	67
48 Whitworth •	59
45 Whitman •	63
58 Pacific (Ore.) •	65
42 Linfield.....	64
58 Puget Sound.....	74
48 George Fox.....	92

Nickname: Bearcats
Colors: Cardinal & Old Gold
Arena: Cone Fieldhouse
Capacity: 2,600; Year Built: 1974
AD: Mark Majeski
SID: Cliff Voliva

WILLIAM & MARY

Williamsburg, VA 23187I

Coach: Debbie Taylor,
William & Mary 1986

2005-06 RESULTS (15-13)

49 Pittsburgh †	76
64 Colgate †	62
70 Norfolk St. •	43
56 Liberty.....	73
82 Longwood.....	58
75 Mt. St. Mary's •	84
45 UNC Wilmington.....	52
66 Hampton.....	57
66 Vanderbilt.....	92
61 High Point •	71
75 Georgia St.....	61
68 Old Dominion •	77
58 Drexel.....	50
51 George Mason.....	70
55 Va. Commonwealth •	52
73 Delaware •	62
51 Towson.....	33
49 James Madison.....	73
69 Hofstra.....	62
55 George Mason •	58
58 Northeastern.....	54
70 Va. Commonwealth.....	66
78 Georgia St. •	50
82 James Madison •	70
63 UNC Wilmington •	61
33 Old Dominion.....	85
44 Drexel.....	64
66 Georgia St. †	81

Nickname: Tribe
Colors: Green, Gold & Silver
Arena: William and Mary Hall
Capacity: 10,000; Year Built: 1971
AD: Edward C. Driscoll Jr.
SID: Chris Poore

WM. PATERSON

Wayne, NJ 07470-2152III

Coach: Erin Shaughnessy,
Wm. Paterson 91

2005-06 RESULTS (16-11)

47 Mt. St. Mary (N.Y.) †	56
70 Potsdam St. †	48
65 Kean •	83
49 FDU-Florham •	64
74 Montclair St. •	63
73 Richard Stockton.....	80
65 Rutgers-Newark •	35
66 TCNJ.....	78
68 Drew •	59
72 Baruch.....	68
65 Hunter †	48
56 DePauw †	87
68 Rowan.....	58
70 Ramapo.....	39
69 New Jersey City •	45
59 Rutgers-Camden •	53
39 TCNJ.....	44
61 Montclair St.....	64
53 Richard Stockton •	54
46 Rutgers-Newark.....	48
74 Rowan.....	51
83 Kean.....	76
60 New Jersey City.....	38
69 Ramapo •	37
67 Rutgers-Camden.....	50
75 Kean •	63
52 Richard Stockton.....	57

Nickname: Pioneers
Colors: Orange & Black
Arena: Rec Center
Capacity: 4,000; Year Built: 1984
AD: Sabrina Grant
SID: Brian Falzarano

WILLIAM SMITH

Geneva, NY 14456III

Coach: Lindsay Drury, Kalamazoo 2001

2005-06 RESULTS (22-6)

63 Keuka.....	54
77 Nazareth.....	61
69 Ithaca •	61
63 Rochester •	74
68 Keuka †	66
46 Brockport St.....	56
39 Wheaton (Ill.) †	76
54 Whittier.....	47
62 Claremont-HMS.....	54
57 Vassar •	44
65 Rensselaer •	46
70 Elmira.....	58
58 Skidmore.....	34
51 Union (N.Y.).....	66
76 Hamilton.....	67
62 St. Lawrence •	54
67 Clarkson •	36
76 Union (N.Y.) •	58
52 Skidmore •	39
63 Rensselaer.....	50
66 Vassar.....	57
73 Hamilton •	50
83 Clarkson.....	48
57 St. Lawrence.....	60
87 Rensselaer •	63
52 St. Lawrence •	38
69 St. John Fisher †	62
65 Baldwin-Wallace †	71

Nickname: Herons
Colors: Green and White
AD: Deborah Steward
SID: Ken DeBolt

WILLIAMS

Williamstown, MA 01267III

Coach: Pat Manning, Cortland St. 77

2005-06 RESULTS (23-6)

59 Southern Me. †	75
100 Me. Presque Isle †	41
65 Springfield •	59
64 Union (N.Y.) •	50
59 Rensselaer.....	51
78 Simmons •	45
64 Bates •	78
59 Keene St. •	56
70 Hamilton.....	62
72 Bridgewater St. †	59
66 Edgewood †	47
78 St. Joseph (Vt.) •	17
71 Maine Maritime •	42
54 Amherst.....	49
59 Wesleyan (Conn.).....	70
79 Connecticut Col.....	49
60 Tufts •	53
69 Bates •	48
60 Wesleyan (Conn.) •	51
67 Middlebury.....	61
77 Amherst.....	63
75 Trinity (Conn.).....	69
61 Colby •	31
60 Bowdoin •	70
55 Amherst •	39
55 Bates.....	71
63 New York U. †	56
71 Messiah.....	67
61 Baldwin-Wallace †	68

Nickname: Ephs
Colors: Purple
Arena: Chandler Gym
Capacity: 1,564; Year Built: 1988
AD: Lisa M. Melendy
SID: Dick Quinn

WILMINGTON (DEL.)
New Castle, DE 19720II

Coach: Bill Cleary, Villanova 1999

2005-06 RESULTS (5-22)

58 Briar Cliff	62
48 NYIT	60
81 Goldey-Beacom	86
48 Holy Family	74
48 Philadelphia U.	73
52 Caldwell	57
76 Columbia Union	61
53 Bloomfield	79
49 Dominican (N.Y.)	73
46 NJIT	70
68 Nyack	61
54 Post	61
49 Phila. Sciences.....	65
74 Felician	72
55 Georgian Court	43
53 NJIT	55
38 Holy Family	58
34 Philadelphia U.	64
52 Felician	56
43 Nyack	45
49 Georgian Court	67
66 Goldey-Beacom	65
66 Caldwell	78
51 Phila. Sciences	80
63 Post	72
62 Bloomfield	69
45 Dominican (N.Y.)	74

Nickname: Wildcats
Colors: Forest Green & White
Arena: Pratt Center
Capacity: 500; Year Built: 1986
AD: Frank Aiello
SID: Erin T. Harvey

WILMINGTON (OHIO)
Wilmington, OH 45177III

Coach: Jerry Scheve, Dayton 1971

2005-06 RESULTS (19-8)

75 Pitt.-Bradford	55
86 Thomas More	70
96 Bethany (W.V.)	85
75 DePauw	88
71 Wittenberg	53
89 John Carroll	75
81 Otterbein	85
91 Heidelberg	68
87 Marietta	51
90 Kalamazoo.....	46
67 Hope	70
73 Ohio Northern	71
67 Baldwin-Wallace	70
92 Muskingum	62
55 Mount Union	43
68 Capital.....	65
71 Baldwin-Wallace.....	80
81 Muskingum	56
79 Mount Union	73
71 Capital	73
72 John Carroll	73
70 Ohio Northern.....	57
82 Heidelberg	62
72 Otterbein.....	66
77 Marietta	68
81 Mount Union	68
62 Capital.....	68

Nickname: Quakers
Colors: Green & White
Arena: Hermann Court
Capacity: 3,000; Year Built: 1966
AD: Terry A. Rupert
SID: Marty Fuller

WILSON
Chambersburg, PA 17201III

Coach: Allison Steiger, Shenandoah 1988

2005-06 RESULTS (6-17)

87 Valley Forge Chrst. •	30
52 Villa Julie	70
56 Cedar Crest.....	62
56 Christendom	47
42 Chestnut Hill.....	69
63 Chatham	58
70 St. Elizabeth	58
54 Immaculata.....	78
59 Gallaudet	55
45 Washington (Md.).....	77
59 Trinity (D.C.).....	81
47 Meredith	76
69 Notre Dame (Md.)	82
51 Mary Baldwin.....	90
36 Chatham	63
30 Hood	94
43 Baptist Bible (Pa.).....	69
48 Shenandoah	72
55 Notre Dame (Md.).....	68
42 Mary Baldwin	78
84 Trinity (D.C.).....	83
40 Chestnut Hill	71
52 Hood	62

Nickname: Phoenix
Colors: Blue, Grey & White
Arena: Gannett Field House
Capacity: 600
AD: Lori A. Frey
SID: Shelly L. Novak

WINGATE
Wingate, NC 28174II

Coach: Johnny Jacumin, Goddard 1968

2005-06 RESULTS (25-7)

81 Clafin	80
97 S.C. Upstate	73
57 Johnson C. Smith	59
74 Winston-Salem.....	76
75 Winston-Salem	61
67 N.C. Central	70
93 Elizabeth City St. •	67
95 West Va. Wesleyan	51
77 Francis Marion	60
83 Belmont Abbey	86
102 Livingstone	78
68 St. Augustine's	50
82 Tusculum	72
80 Presbyterian	66
76 Newberry	49
67 Lenoir-Rhyne	74
85 Mars Hill	76
86 Converse	59
93 Catawba	67
63 Carson-Newman.....	47
68 Tusculum	62
67 Presbyterian.....	66
78 Newberry	76
76 Lenoir-Rhyne	65
86 Mars Hill	76
74 Catawba	61
72 Carson-Newman	64
77 Presbyterian	56
55 Newberry	70
67 S.C. Upstate	59
67 Clayton St.	64
57 Shaw	68

Nickname: Bulldogs
Colors: Navy Blue & Old Gold
Arena: Cuddy Arena
Capacity: 2,300; Year Built: 1986
AD: Steve Poston
SID: David Sherwood

WINONA ST.
Winona, MN 55987-5838II

Coach: Scott Ballard, Missouri St. 1979

2005-06 RESULTS (10-18)

52 Wis.-Parkside.....	49
69 Northwest Mo. St.	75
66 Southwestern (Kan.)	56
64 Adams St.	74
69 Metro St.	72
64 Upper Iowa	53
81 Finlandia	47
69 Cardinal Stritch.....	80
104 Mt. Mary	19
66 Wis.-River Falls	59
61 South Dakota	59
52 Augustana (S.D.).....	76
46 Upper Iowa	60
62 Minn.-Crookston	74
75 Bemidji St.	92
56 Wayne St. (Neb.).....	85
53 Southwest Minn. St.	72
41 Northern St.	67
63 Minn. St. Moorhead	78
65 Concordia-St. Paul	76
67 Concordia-St. Paul	75
62 Minn. St. Moorhead.....	60
43 Northern St.	61
69 Southwest Minn. St.	63
70 Wayne St. (Neb.).....	71
72 Bemidji St.	74
74 Minn.-Crookston.....	59
76 Northern St.	92

Nickname: Warriors
Colors: Purple & White
Arena: McCown Gymnasium
Capacity: 3,200; Year Built: 1973
AD: Larry Holstad
SID: Michael R. Herzberg

WINSTON-SALEM
Winston-Salem, NC 27110II

Coach: John L. Williams, West Ala. 1982

2005-06 RESULTS (10-18)

78 Queens (N.C.)	59
73 Barton	62
58 GC&SU	64
76 Wingate	74
61 Wingate	75
50 Bowie St.	76
51 Appalachian St.	64
66 Pfeiffer	52
61 Lenoir-Rhyne	50
64 Charleston (W.V.)	92
47 West Virginia St.	61
63 Elizabeth City St.	71
48 Virginia Union	50
60 St. Augustine's	41
58 Livingstone.....	59
55 Shaw	68
65 St. Paul's	45
62 Virginia St.	68
56 Johnson C. Smith	67
72 Fayetteville St.	73
55 N.C. Central	63
65 St. Augustine's.....	72
58 Johnson C. Smith	61
67 Livingstone	60
74 Fayetteville St.	57
70 N.C. Central	58
51 Bowie St.	52

Nickname: Lady Rams
Colors: Scarlet & White
Arena: C. E. Gaines Center
Capacity: 3,100; Year Built: 1978
AD: Percy Caldwell
SID: Chris Zona

WINTHROP
Rock Hill, SC 29733I

Coach: Bud Childers, Charleston So. 1979

2005-06 RESULTS (14-15)

48 North Fla. •	73
42 South Carolina.....	73
47 Appalachian St. •	64
64 Campbell	79
73 Livingstone	56
57 Charlotte	59
66 Norfolk St. •	42
51 Clemson	52
60 IPFW	44
64 Austin Peay	79
56 Wofford	44
67 Longwood	58
60 Tennessee St. •	55
69 Birmingham-So.....	59
54 UNC Asheville	51
44 Liberty	56
65 Radford.....	60
72 Charleston So. •	43
51 High Point	57
51 Coastal Caro. •	63
57 Birmingham-So. •	63
47 UNC Asheville.....	49
49 Radford	51
51 Liberty	61
58 Charleston So.....	50
54 Coastal Caro.	44
64 High Point	60
55 Radford	44
45 Liberty	53

Nickname: Eagles
Colors: Garnet & Gold
Arena: Winthrop Coliseum
Capacity: 6,100; Year Built: 1982
AD: Thomas N. Hickman
SID: Jack D. Frost

WISCONSIN
Madison, WI 53711I

Coach: Lisa Stone, Iowa 1984

2005-06 RESULTS (11-18)

77 Houston	54
84 Cleveland St. •	59
85 Idaho St.	73
77 Hawaii.....	67
57 DePaul	76
59 Marquette	71
72 Notre Dame	77
65 South Dakota St. •	68
87 Kansas	90
72 Wis.-Milwaukee	57
61 Western Ill. •	70
57 Purdue	77
74 Northwestern	45
67 Minnesota	73
54 Penn St.	69
63 Michigan St. •	69
54 Illinois	84
59 Iowa	68
75 Eastern Ill. •	48
46 Ohio St.	73
75 Michigan	65
64 Indiana	71
56 Northwestern.....	58
66 Illinois	61
47 Michigan St.	53
66 Penn St.	56
67 Minnesota	61
63 Purdue	66
73 Penn St.	80

Nickname: Badgers
Colors: Cardinal & White
Arena: Kohl Center
Capacity: 17,142; Year Built: 1998
AD: Barry Alvarez
SID: Tamara Flarup

WIS. LUTHERAN

Milwaukee, WI 53226III

Coach: Klay Kneuppel, Wis. Lutheran

2005-06 RESULTS (14-11)

77	Greenville •	57
67	Calvin •	80
62	Wis.-Stevens Point	98
74	Denison †	82
41	Middlebury †	64
45	Edgewood •	76
68	Maranatha Baptist •	25
70	Dominican (Ill.) •	49
60	Concordia (Wis.) •	52
48	Carthage •	68
60	Plattsburgh St. †	45
63	Rochester Inst. †	45
53	Milwaukee Engr.	56
20	Lakeland	58
54	Alverno	46
57	Marian (Wis.) •	41
58	Dominican (Ill.)	36
52	Alverno •	37
56	Lakeland •	45
71	Milwaukee Engr. •	66
79	Marian (Wis.)	61
64	Maranatha Baptist	51
54	Edgewood	59
65	Concordia (Wis.)	79
45	Marian (Wis.) •	47

Nickname: Warriors
 Colors: Forest Green & White
 Arena: The REX
 Capacity: 2,500; Year Built: 1992
 AD: Edward Noon
 SID: Cheryl Pasbrig

WIS.-EAU CLAIRE

Eau Claire, WI 54702-4004III

Coach: Tonja Englund, St. Thomas (Minn.) 1994

2005-06 RESULTS (13-13)

77	Webster †	55
56	Millikin	77
47	St. Norbert	61
60	St. Scholastica •	48
64	Luther •	59
62	Wis.-Stout	82
63	Wis.-La Crosse •	72
61	Wis.-River Falls	72
66	Carroll (Wis.) •	61
59	Carleton •	50
44	Chapman	60
55	Claremont-MS	69
71	Wis.-Whitewater	85
59	Wis.-Oshkosh •	63
67	Wis.-Stevens Point •	63
71	Wis.-Platteville	60
77	Wis.-Superior	54
66	Wis.-La Crosse	50
54	Wis.-Stout •	67
49	Wis.-Platteville •	37
54	Wis.-Stevens Point	68
56	Wis.-River Falls •	32
45	Wis.-Oshkosh	61
64	Wis.-Superior •	43
67	Wis.-Whitewater •	61
74	Wis.-Stevens Point	84

Nickname: Blugolds
 Colors: Navy Blue & Old Gold
 Arena: W. L. Zorn Arena
 Capacity: 2,450; Year Built: 1952
 AD: Scott Kilgallon
 SID: Tim Petermann

WIS.-GREEN BAY

Green Bay, WI 54311-7001I

Coach: Kevin Borseth, Lake Superior St. 76

2005-06 RESULTS (23-7)

59	Indiana St.	98
73	Northern Ill.	67
56	Pacific •	41
62	Vermont •	52
57	Iowa	81
74	Oakland	72
76	Illinois St.	60
62	DePaul	86
103	Lewis •	53
96	Loyola (Ill.)	69
70	Ill.-Chicago	62
82	Arizona	70
68	Wright St. •	56
66	Cleveland St.	51
74	Youngstown St.	49
77	Ill.-Chicago •	58
56	Butler •	51
76	Cleveland St. •	52
73	Detroit	63
67	Wis.-Milwaukee •	69
81	North Dakota St.	70
92	Loyola (Ill.) •	42
55	Wis.-Milwaukee	65
81	Youngstown St. •	69
71	Detroit	58
66	Wright St.	57
79	Butler	67
63	Youngstown St. •	53
62	Ill.-Chicago †	74
71	Iowa St.	79

Nickname: Phoenix
 Colors: Green, White & Red
 Arena: Phoenix Sports Center
 Capacity: 1,800; Year Built: 1976
 AD: Ken Bothof
 SID: Sheila Blackman

WIS.-LA CROSSE

La Crosse, WI 54601III

Coach: Lois Heeren, Truman 1984

2005-06 RESULTS (19-8)

63	St. Mary's (Minn.) †	38
68	Rockford	65
58	Viterbo	52
78	Lakeland •	50
76	Wis.-Whitewater	64
72	Wis.-Eau Claire	63
60	Wis.-Platteville	56
62	Wis.-Stevens Point •	55
72	Edgewood •	48
82	Occidental	47
50	Chapman †	49
90	Pomona-Pitzer	52
55	Wis.-Stout	68
62	Wis.-Oshkosh •	84
66	Wis.-Superior •	59
52	Wis.-River Falls	74
50	Wis.-Eau Claire	66
80	Wis.-Whitewater •	69
67	Wis.-Superior	37
55	Wis.-Oshkosh	62
56	Wis.-Stevens Point	71
69	Wis.-Platteville •	64
56	Wis.-River Falls	49
49	Wis.-Stout •	57
63	Wis.-River Falls •	53
59	Wis.-Stout	75

Nickname: Eagles
 Colors: Maroon & Gray
 Arena: Mitchell Hall
 Capacity: 2,880; Year Built: 1964
 AD: Joe Baker
 SID: David Johnson

WIS.-MILWAUKEE

Milwaukee, WI 53211I

Coach: Sandy Botham, Notre Dame 1988

2005-06 RESULTS (22-9)

57	Oklahoma	89
73	Oakland •	71
42	Iowa	82
90	Southeast Mo. St.	87
79	DePaul •	91
73	Southeast Mo. St. •	70
55	South Dakota St.	70
77	Northern Mich. •	65
57	Wisconsin •	72
62	Marquette	70
74	Detroit	56
79	Butler •	80
64	Wright St. •	61
64	Youngstown St.	59
68	Cleveland St.	53
81	Northwestern	73
55	Ill.-Chicago •	54
67	Wright St.	69
61	Cleveland St. •	46
69	Wis.-Green Bay	67
67	Loyola (Ill.) •	58
74	Butler	62
65	Wis.-Green Bay •	55
69	Detroit	55
67	Youngstown St. •	44
65	Ill.-Chicago	58
78	Loyola (Ill.)	66
76	Loyola (Ill.) •	56
58	Butler •	57
71	Ill.-Chicago	63
46	Michigan St. †	65

Nickname: Panthers
 Colors: Black & Gold
 Arena: Klotsche Center
 Capacity: 5,000; Year Built: 1977
 AD: Bud K. Haidet
 SID: Kevin Conway

WIS.-OSHKOSH

Oshkosh, WI 54901-8683III

Coach: Terri Schumacher, Wis.-Oshkosh 1986

2005-06 RESULTS (19-8)

74	Fontbonne †	51
58	Carroll (Wis.)	71
88	Concordia (Ill.) •	23
61	Edgewood •	46
69	Ripon	59
69	Wis.-Stevens Point •	62
76	Wis.-Superior	54
80	Wis.-Stout •	68
56	North Park †	61
82	Olivet †	65
59	Emory	60
68	Maryville (Tenn.) †	59
49	Wis.-Platteville	50
63	Wis.-Eau Claire	59
84	Wis.-La Crosse	62
75	Wis.-River Falls •	72
70	Wis.-Whitewater •	65
83	Wis.-Superior •	48
63	Wis.-Stevens Point	66
48	Wis.-River Falls	67
62	Wis.-La Crosse •	55
73	Wis.-Stout	88
61	Wis.-Eau Claire •	45
80	Wis.-Whitewater	69
61	Wis.-Platteville •	58
83	Wis.-Platteville •	54
58	Wis.-Stevens Point •	68

Nickname: Titans
 Colors: Black, Gold & White
 Arena: Kolf Sports Center
 Capacity: 5,800; Year Built: 1971

AD: Allen F. Ackerman
 SID: Kennan Timm

WIS.-PARKSIDE

Kenosha, WI 53141-2000II

Coach: Jenny Knight, Louisville

2005-06 RESULTS (7-20)

49	Winona St. •	52
63	Michigan Tech †	66
64	Lake Superior St. †	75
48	Indianapolis •	55
74	St. Joseph's (Ind.) •	62
42	Southern Ind.	72
58	Ky. Wesleyan	80
75	Robert Morris-Chi. •	63
53	Northwood	57
46	Grand Valley St.	84
57	Mo.-Rolla •	66
52	Mo.-St. Louis •	67
72	Michigan Tech •	54
62	Lewis	86
63	Bellarmino	81
62	Northern Ky.	68
64	Quincy •	67
57	SIU Edwardsville •	69
55	Drury	93
55	Rockhurst	42
64	Lewis •	69
53	Ky. Wesleyan •	66
82	St. Joseph's (Ind.)	71
44	Indianapolis	59
70	Northern Ky. •	62
60	Bellarmino •	66

Nickname: Rangers
 Colors: Green, White & Black
 Arena: Sports & Activity Center
 Capacity: 2,120; Year Built: 1969
 AD: David C. Williams
 SID: Steve Kratochvil

WIS.-PLATTEVILLE

Platteville, WI 53818-3099III

Coach: Tina Kuhle, Clarke 94

2005-06 RESULTS (10-15)

57	Concordia (Wis.) †	41
48	Lake Forest	52
54	St. Ambrose	55
48	Dubuque	37
65	Loras †	61
54	Augustana (Ill.) •	60
63	Wis.-Stout	54
56	Wis.-La Crosse •	60
63	Wis.-River Falls •	61
63	Earlham	52
40	Thomas More	55
50	Wis.-Oshkosh •	49
66	Wis.-Superior	53
50	Wis.-Whitewater	79
60	Wis.-Eau Claire •	71
44	Wis.-Stevens Point •	72
52	Wis.-Stout •	61
37	Wis.-Eau Claire	49
59	Wis.-Whitewater •	56
47	Wis.-River Falls	50
64	Wis.-La Crosse	69
60	Wis.-Superior •	51
65	Wis.-Stevens Point	81
58	Wis.-Oshkosh	61
54	Wis.-Oshkosh	83

Nickname: Pioneers
 Colors: Blue & Orange
 Arena: Williams Fieldhouse
 Capacity: 2,300; Year Built: 1962
 AD: Mark Molesworth
 SID: Mark Erickson

WIS.-RIVER FALLS

River Falls, WI 54022.....III

Coach: Cindy Hovet, Wis.-Stout 94
2005-06 RESULTS (12-14)

54 Kalamazoo.....	63
53 Hamline.....	65
75 Viterbo •.....	71
64 St. Thomas (Minn.).....	66
70 Wis.-Superior.....	53
60 Wis.-Stevens Point.....	71
72 Wis.-Eau Claire •.....	61
61 Wis.-Platteville.....	63
59 Winona St.....	66
65 Macalester •.....	29
62 Northwestern (Minn.) •.....	32
56 St. Scholastica •.....	69
69 Wis.-Whitewater •.....	59
59 Wis.-Stout •.....	71
72 Wis.-Oshkosh.....	75
74 Wis.-La Crosse.....	52
46 Wis.-Stevens Point •.....	55
56 Wis.-Superior •.....	46
67 Wis.-Oshkosh •.....	48
56 Wis.-Stout.....	64
50 Wis.-Platteville •.....	47
32 Wis.-Eau Claire.....	56
65 Wis.-Whitewater.....	52
49 Wis.-La Crosse.....	56
53 Wis.-La Crosse.....	63

Nickname: Falcons
 Colors: Red & White
 Arena: Karges Center
 Capacity: 2,000; Year Built: 1958
 AD: Richard H. Bowen
 SID: Jim Thies

WIS.-STEVENS POINT

Stevens Point, WI 54481III

Coach: Shirley Egner,
 Wis.-La Crosse 1980

2005-06 RESULTS (20-8)

72 Augustana (Ill.) •.....	51
67 St. Scholastica •.....	50
98 Wis. Lutheran •.....	62
83 North Central (Ill.).....	75
63 Ill. Wesleyan.....	80
62 Wis.-Oshkosh.....	69
71 Wis.-River Falls •.....	60
88 Carroll (Wis.).....	90
86 Wis.-Whitewater •.....	57
55 Wis.-La Crosse.....	62
68 Baruch †.....	55
87 Oswego St. †.....	75
87 Wis.-Superior.....	51
97 Wis.-Stout •.....	66
63 Wis.-Eau Claire.....	67
72 Wis.-Platteville.....	44
55 Wis.-River Falls.....	46
66 Wis.-Oshkosh •.....	63
68 Wis.-Eau Claire •.....	54
71 Wis.-La Crosse •.....	56
61 Wis.-Whitewater.....	65
54 Wis.-Stout.....	80
81 Wis.-Platteville •.....	65
90 Wis.-Superior •.....	70
84 Wis.-Eau Claire •.....	74
68 Wis.-Oshkosh.....	58
70 Wis.-Stout.....	84

Nickname: Pointers
 Colors: Purple & Gold
 Arena: Berg Gym
 Capacity: 1,200; Year Built: 1959
 AD: Frank O'Brien
 SID: Jim Strick

WIS.-STOUT

Menomonie, WI 54751-0790 ...III

Coach: Mark Thomas,
 Wis.-Superior 1983

2005-06 RESULTS (22-8)

89 Minn. St. Mankato.....	86
75 St. Cloud St. †.....	92
74 Northwestern (Minn.).....	56
83 Northland •.....	43
82 Wis.-Eau Claire •.....	62
54 Wis.-Platteville •.....	63
95 Wis.-Superior •.....	70
68 Wis.-Oshkosh.....	80
93 St. Scholastica •.....	56
62 Messiah †.....	55
65 Pt. Loma Nazarene.....	77
58 St. Norbert †.....	69
68 Wis.-La Crosse •.....	55
66 Wis.-Stevens Point.....	97
71 Wis.-River Falls.....	59
77 Wis.-Whitewater.....	55
61 Wis.-Platteville.....	52
67 Wis.-Eau Claire.....	54
57 Wis.-Whitewater.....	63
64 Wis.-River Falls •.....	56
88 Wis.-Oshkosh.....	73
92 Wis.-Superior.....	74
80 Wis.-Stevens Point •.....	54
57 Wis.-La Crosse.....	49
80 Wis.-Whitewater •.....	76
75 Wis.-La Crosse.....	59
84 Wis.-Stevens Point •.....	70
61 Concordia-M'head †.....	37
78 Simpson.....	68
71 Randolph-Macon †.....	80

Nickname: Blue Devils
 Colors: Navy & White
 Arena: Johnson Field House
 Capacity: 1,800; Year Built: 1965
 AD: Steve Terry
 SID: Layne Pitt

WIS.-SUPERIOR

Superior, WI 54880-4500III

Coach: Craig Morrissey,
 Wis.-Superior 2005

2005-06 RESULTS (4-20)

65 St. Catherine •.....	53
49 Northland.....	57
53 Wis.-River Falls •.....	70
54 Wis.-Oshkosh •.....	76
70 Wis.-Stout.....	95
63 Wis.-Whitewater.....	79
71 Northwestern (Minn.) •.....	66
56 St. Scholastica.....	81
67 St. Scholastica •.....	72
74 Finlandia.....	91
51 Wis.-Stevens Point •.....	87
53 Wis.-Platteville •.....	66
80 Finlandia •.....	63
59 Wis.-La Crosse.....	66
54 Wis.-Eau Claire •.....	77
48 Wis.-Oshkosh.....	83
46 Wis.-River Falls.....	56
37 Wis.-La Crosse •.....	67
51 Northland •.....	45
75 Wis.-Whitewater •.....	95
74 Wis.-Stout •.....	92
51 Wis.-Platteville.....	60
43 Wis.-Eau Claire.....	64
70 Wis.-Stevens Point.....	90

Nickname: Yellowjackets
 Colors: Gold, Black, & White
 Arena: Gates Fieldhouse
 Capacity: 2,500; Year Built: 1966
 AD: Steven E. Nelson
 SID: James Riggsby

WIS.-WHITEWATER

Whitewater, WI 53190III

Coach: Keri Carollo, Humboldt St. 1997

2005-06 RESULTS (12-14)

86 Colorado Col.....	88
85 Neb. Wesleyan †.....	71
81 Cardinal Stritch •.....	72
83 Lake Forest •.....	70
64 Wis.-La Crosse •.....	76
57 Wis.-Stevens Point.....	86
79 Wis.-Superior •.....	63
38 Edgewood.....	65
70 St. Norbert.....	64
73 Wartburg †.....	59
52 Rockford.....	48
64 Judson (Ill.).....	66
85 Wis.-Eau Claire •.....	71
59 Wis.-River Falls.....	69
79 Wis.-Platteville •.....	50
55 Wis.-Stout.....	77
65 Wis.-Oshkosh.....	70
69 Wis.-La Crosse.....	80
63 Wis.-Stout •.....	57
56 Wis.-Platteville.....	59
95 Wis.-Superior.....	75
65 Wis.-Stevens Point •.....	61
52 Wis.-River Falls.....	65
69 Wis.-Oshkosh •.....	80
61 Wis.-Eau Claire.....	67
76 Wis.-Stout.....	80

Nickname: Warhawks
 Colors: Purple & White
 Arena: Williams Center
 Capacity: 3,000; Year Built: 1967
 AD: Paul Plinske
 SID: Tom Fick

WITTENBERG

Springfield, OH 45504.....III

Coach: Pam Smith, Wittenberg 1982

2005-06 RESULTS (19-8)

68 Ozarks (Ark.) †.....	66
65 Va. Wesleyan.....	55
50 Baldwin-Wallace.....	65
56 Capital.....	60
53 Wilmington (Ohio).....	71
83 Oberlin.....	37
69 Wooster.....	57
70 DePauw.....	85
73 Manchester •.....	48
50 Albion •.....	55
82 Denison.....	80
63 Allegheny •.....	50
74 Hiram •.....	51
67 Earlham.....	53
44 Denison.....	63
57 Ohio Wesleyan •.....	54
60 Thomas More •.....	57
80 Oberlin.....	59
54 Kenyon.....	46
80 Hiram.....	58
57 Allegheny.....	54
77 Earlham •.....	58
77 Ohio Wesleyan.....	58
58 Kenyon.....	72
59 Wooster •.....	46
81 Hiram.....	36
37 Kenyon •.....	52

Nickname: Tigers
 Colors: Red & White
 Arena: HPER Center
 Capacity: 3,000; Year Built: 1982
 AD: Garnett Purnell
 SID: Ryan Maurer

WOFFORD

Spartanburg, SC 29303-3663I

Coach: Edgar Farmer,
 North Carolina 1994

2005-06 RESULTS (7-21)

97 Montreat •.....	48
61 Charleston So.....	68
86 Southern Va. •.....	45
94 N.C. A&T •.....	50
64 Gardner-Webb.....	57
50 North Carolina.....	87
58 Chattanooga.....	104
56 Pacific.....	70
57 Sacramento St.....	71
54 Western Caro. •.....	79
63 Ga. Southern.....	82
44 Winthrop.....	56
50 Col. of Charleston.....	59
43 Elon.....	63
70 Furman •.....	69
65 Appalachian St. •.....	80
72 Davidson •.....	81
64 UNC Greensboro.....	84
69 Western Caro.....	64
73 Ga. Southern.....	80
45 Col. of Charleston •.....	59
49 Elon •.....	44
53 Furman.....	69
56 Appalachian St.....	75
43 Davidson.....	58
55 UNC Greensboro •.....	67
61 Chattanooga •.....	96
66 Ga. Southern †.....	77

Nickname: Terriers
 Colors: Old Gold & Black
 Arena: Benjamin Johnson Arena
 Capacity: 3,500; Year Built: 1980
 AD: Richard Johnson
 SID: Travis Woods

WOOSTER

Wooster, OH 44691III

Coach: Lisa Campanell Komara,
 West Liberty St. 1982

2005-06 RESULTS (7-19)

59 Alma •.....	72
68 Notre Dame (Ohio) •.....	70
62 Carlow †.....	59
55 Muskingum †.....	44
70 Earlham.....	59
64 Ursuline •.....	75
57 Wittenberg.....	69
57 John Carroll †.....	69
55 Mount Union †.....	64
56 Kenyon.....	61
48 Oberlin •.....	63
64 Denison.....	71
64 Hiram.....	65
50 Carnegie Mellon.....	59
30 Kenyon •.....	59
52 Allegheny •.....	70
68 Earlham.....	47
66 Oberlin.....	60
45 Ohio Wesleyan.....	60
49 Denison •.....	58
62 Allegheny.....	63
65 Hiram •.....	58
66 Lake Erie •.....	54
55 Ohio Wesleyan •.....	84
46 Wittenberg.....	59
51 Denison.....	64

Nickname: Fighting Scots
 Colors: Black & Old Gold
 Arena: Timken Gymnasium
 Capacity: 3,400; Year Built: 1968
 AD: Keith D. Beckett
 SID: Hugh Howard

WPI

Worcester, MA 01609III

Coach: Cherise Galasso, Rochester 1992

2005-06 RESULTS (16-10)

58 Worcester St.....	53
49 Clark (Mass.) †.....	62
72 Rose-Hulman †.....	82
91 Caltech.....	26
73 Mount Ida •.....	39
53 Fitchburg St.....	60
60 Brandeis •.....	78
60 Emerson.....	43
74 Colby •.....	53
56 Wesleyan (Conn.) •.....	63
61 Lasell.....	52
51 Springfield.....	67
60 Wheaton (Mass.).....	57
58 MIT.....	38
59 Wellesley •.....	51
49 Smith.....	33
42 Babson.....	60
44 Mount Holyoke.....	50
67 Clark (Mass.) •.....	58
58 Coast Guard •.....	43
66 MIT.....	50
49 Wheaton (Mass.) •.....	52
48 Babson.....	46
47 Wellesley.....	43
64 Coast Guard •.....	46
39 Mount Holyoke †.....	62

Nickname: Engineers
 Colors: Crimson & Gray
 Arena: Harrington Auditorium
 Capacity: 3,000; Year Built: 1967
 AD: Dana L. Harmon
 SID: Rusty Eggen

WORCESTER ST.

Worcester, MA 01602-2597III

Coach: Karen Tessmer, Gettysburg 85

2005-06 RESULTS (15-11)

53 WPI •.....	58
70 Nichols •.....	61
65 Mass.-Dartmouth •.....	39
61 Coast Guard •.....	51
57 Bates †.....	81
73 Simmons †.....	42
63 Babson •.....	67
58 Mount Holyoke.....	70
50 Sewanee.....	58
65 Maryville (Tenn.).....	85
66 Simmons.....	73
69 Fitchburg St.....	60
48 Eastern Conn. St. •.....	75
65 Westfield St. •.....	39
60 Framingham St.....	46
66 Springfield •.....	51
56 Mass. Liberal Arts.....	42
57 Bridgewater St. •.....	65
55 Salem St.....	80
69 Fitchburg St. •.....	56
69 Westfield St.....	65
66 Framingham St. •.....	61
51 Mass. Liberal Arts •.....	33
55 Bridgewater St.....	50
82 Salem St. •.....	70
60 Bridgewater St. •.....	75

Nickname: Lancers
 Colors: Royal Blue & Gold
 Arena: Lancer Gymnasium
 Capacity: 1,200; Year Built: 1953
 AD: Susan E. Chapman
 SID: John Meany

WRIGHT ST.

Dayton, OH 45435-0001I

Coach: Bridgett Williams, Southern Ill. 1988

2005-06 RESULTS (12-16)

56 Virginia.....	74
80 Longwood.....	77
47 Montana †.....	57
65 Western Caro. †.....	63
70 Miami (Ohio).....	60
59 Dayton.....	63
66 Toledo.....	69
66 Marshall •.....	72
77 Ball St. •.....	74
48 Seton Hall •.....	64
65 Youngstown St. •.....	62
61 Wis.-Milwaukee.....	64
56 Wis.-Green Bay.....	68
80 Loyola (Ill.) •.....	55
56 Butler •.....	78
59 Detroit.....	68
77 Loyola (Ill.).....	85
69 Ill.-Chicago.....	59
69 Wis.-Milwaukee •.....	67
67 Butler.....	71
65 Cleveland St.....	52
67 Youngstown St.....	60
48 Ohio St.....	79
45 Detroit •.....	55
68 Ill.-Chicago •.....	53
59 Cleveland St. •.....	51
57 Wis.-Green Bay •.....	66
78 Ill.-Chicago.....	80

Nickname: Raiders
 Colors: Green & Gold
 Arena: Ervin J. Nutter Center
 Capacity: 11,019; Year Built: 1990
 AD: Michael J. Cusack
 SID: Matt Zircher

WYOMING

Laramie, WY 82071-3414I

Coach: Joe Legerski, Wyoming 1979

2005-06 RESULTS (21-9)

47 Sacramento St. •.....	35
66 Colorado.....	50
55 Kansas St. •.....	65
50 Montana •.....	45
62 Denver.....	47
68 Boise St. •.....	54
71 Northern Colo. •.....	47
75 Chadron St. †.....	39
73 Utah St.....	59
51 Weber St.....	36
78 Idaho St. •.....	60
56 UNLV.....	65
68 TCU.....	67
64 Air Force.....	55
39 New Mexico.....	62
44 Brigham Young •.....	60
87 Colorado St. •.....	80
64 San Diego St.....	53
47 Utah.....	55
53 UNLV.....	50
59 TCU.....	67
59 Air Force •.....	33
59 New Mexico •.....	52
57 Brigham Young.....	56
78 Colorado St.....	71
78 San Diego St. •.....	45
67 Utah •.....	69
55 TCU †.....	63
67 Oregon St. •.....	49
67 Nebraska •.....	72

Nickname: Cowgirls
 Colors: Brown & Gold
 Arena: Arena Auditorium
 Capacity: 15,028; Year Built: 1982
 AD: Barbara Burke/Gary Barta

SID: Amy Dambro

XAVIER

Cincinnati, OH 45207-7530I

Coach: Kevin McGuff,
 St. Joseph's (Ind.) 1992

2005-06 RESULTS (21-9)

86 Coppin St.....	46
68 Maryland.....	93
62 Elon •.....	51
58 Valparaiso •.....	44
87 Cincinnati.....	60
60 Auburn.....	58
82 Eastern Ky. •.....	49
64 Louisville.....	78
77 IPFW •.....	49
75 Florida St. •.....	68
93 Robert Morris •.....	51
72 Charlotte.....	76
77 St. Louis •.....	61
66 Rhode Island.....	68
72 Richmond •.....	60
58 George Washington.....	64
87 Dayton.....	70
62 Temple •.....	67
76 St. Bonaventure.....	67
69 Duquesne.....	61
67 George Washington •.....	62
55 Charlotte •.....	63
78 Fordham.....	70
70 La Salle.....	62
77 Massachusetts •.....	50
63 St. Joseph's •.....	52
71 Dayton.....	64
67 St. Joseph's.....	70
70 South Carolina •.....	65
47 Villanova.....	59

Nickname: Musketeers
 Colors: Blue, Gray & White
 Arena: Cintas Center
 Capacity: 10,250; Year Built: 2000
 AD: Mike Bobinski
 SID: Pat McKenna

YALE

New Haven, CT 06520-8216I

Coach: Chris Gobrecht,
 Southern California 1977

2005-06 RESULTS (3-24)

59 New Hampshire •.....	75
53 Providence.....	74
50 St. Louis.....	65
50 New Orleans †.....	54
51 Sacred Heart.....	74
61 Fairfield •.....	70
48 Delaware St.....	58
37 George Washington.....	88
41 Virginia.....	92
41 Boston U. †.....	53
66 Lehigh •.....	61
47 Quinnipiac.....	62
53 Fordham •.....	59
47 Brown •.....	51
52 Brown.....	67
48 Harvard.....	55
60 Dartmouth.....	77
37 Princeton •.....	53
53 Penn •.....	52
41 Columbia.....	51
68 Cornell.....	79
51 Dartmouth •.....	64
54 Harvard •.....	59
64 Cornell •.....	57
57 Columbia •.....	59
48 Penn.....	65
52 Princeton.....	67

Nickname: Bulldogs, Elis
 Colors: Yale Blue & White

Arena: John J. Lee Amphtr
 Capacity: 3,100; Year Built: 1932
 AD: Thomas A. Beckett
 SID: Steve Conn

YORK (N.Y.)

Jamaica, NY 11451III

Coach: Ron Moore, Delaware St.

2005-06 RESULTS (5-19)

39 St. John Fisher.....	76
51 Lycoming †.....	78
51 Merchant Marine •.....	90
54 Geneseo St. •.....	63
55 Briarcliffe •.....	71
56 Medgar Evers.....	58
76 City Tech.....	62
45 Kean.....	101
33 Rutgers-Newark •.....	81
50 St. Joseph's (L.I.).....	61
50 Staten Island.....	72
67 Brooklyn.....	55
36 Baruch •.....	70
46 Lehman •.....	59
55 CCNY.....	43
56 Hunter.....	80
61 Staten Island •.....	77
74 City Tech •.....	59
32 Eastern Conn. St.....	94
72 Medgar Evers •.....	63
48 New Rochelle.....	53
57 John Jay •.....	69
54 Brooklyn.....	66
44 Baruch †.....	69

Nickname: Cardinals
 Colors: Red & White
 Arena: Health & P.E. Complex
 Capacity: 1,200; Year Built: 1990
 AD: N/A
 SID: Jessica Cherry

YORK (PA.)

York, PA 17405-7199III

Coach: Betsy Witman,
 James Madison 87

2005-06 RESULTS (15-12)

54 Rhodes †.....	69
62 Carnegie Mellon †.....	51
68 McDaniel.....	80
81 Frank. & Marsh. •.....	73
73 Goucher •.....	54
83 Alvernia.....	66
57 Messiah.....	74
63 Salisbury.....	70
69 Susquehanna †.....	57
76 Salem St.....	80
71 Hood •.....	72
75 Rowan.....	61
55 Marymount (Va.) •.....	61
83 St. Mary's (Md.) •.....	70
65 Catholic.....	69
73 Mary Washington •.....	77
80 Elizabethtown.....	59
87 Gallaudet.....	54
76 Salisbury •.....	73
68 Goucher.....	51
67 Marymount (Va.).....	75
70 Catholic •.....	65
76 St. Mary's (Md.).....	74
81 Gallaudet •.....	52
57 Mary Washington.....	75
69 Salisbury.....	60
40 Mary Washington.....	78

Nickname: Spartans
 Colors: Kelly Green & White
 Arena: Wolf Gym
 Capacity: 1,200; Year Built: 1964
 AD: Sean Sullivan
 SID: Scott Guise

YOUNGSTOWN ST.

Youngstown, OH 44555-0001 ...l

Coach: Tisha Hill, Indiana 1993

2005-06 RESULTS (8-20)

60 Robert Morris.....	68	80 St. Louis •	71	59 Wis.-Milwaukee •	64	69 Wis.-Green Bay	81
69 Ohio.....	59	54 Oakland •	61	49 Wis.-Green Bay •	74	44 Wis.-Milwaukee.....	67
38 Indiana	74	40 Buffalo	53	68 Cleveland St. •	56	60 Loyola (Ill.) •	54
50 IUPUI †	53	48 Eastern Mich.	69	62 Detroit.....	69	53 Wis.-Green Bay	63
		57 Indiana St. •	96	65 Loyola (Ill.).....	75		
		58 Akron.....	50	64 Ill.-Chicago	74	Nickname: Penguins	
		69 Coppin St. •	62	71 Butler •	63	Colors: Red & White	
		55 Butler	78	60 Wright St. •	67	Arena: Beeghly Center	
		62 Wright St.	65	49 Ill.-Chicago •	68	Capacity: 6,500; Year Built: 1972	
		48 Detroit •	77	72 Cleveland St.	54	AD: Ron Strollo	
						SID: Jamie Hall	

The NCAA salutes the more than
380,000 student-athletes
participating in **23 sports** at
more than **1,200** member institutions

