



OFFICIAL 2006 NCAA® WOMEN'S FINAL FOUR® RECORDS BOOK





OFFICIAL 2006 NCAA® WOMEN'S FINAL FOUR® RECORDS BOOK





THE NATIONAL COLLEGIATE ATHLETIC ASSOCIATION
P.O. Box 6222, Indianapolis, Indiana 46206-6222
317/917-6222
www.NCAA.org

January 2006

Researched and Compiled By:

Scottie Rodgers, Former Associate Director for the Division I Women's Basketball Championship.

Distributed to Division I women's basketball sports information directors and conference publicity directors.

NCAA, NCAA logo and National Collegiate Athletic Association are registered marks of the Association and use in any manner is prohibited unless prior approval is obtained from the Association.

Copyright, 2006, by the National Collegiate Athletic Association.
Printed in the United States of America.

ISSN 0267-1017
NCAA 53433-1/06

Contents

The Final Four 5
The Early Rounds 25
The Tournament 43
The Coaches 75
Attendance and Sites 95
The Tournament Field 109





The Final Four

Women's Final Four Results.....	6
Women's Final Four Game Records	7
Championship Game Records.....	11
Semifinals Game Records	13
Women's Final Four Two-Game Records	15
Women's Final Four Cumulative Records.....	16
Women's Final Four Outstanding Players.....	17
Final Polls' No. 1 Team.....	18
Seeds at the Women's Final Four	18
Path to the Championship.....	19
Women's Final Four All-Tournament Teams	19
Kodak All-Americans at the Women's Final Four.....	20
Women's Final Four Game Officials.....	20
All-Time Women's Final Four Participants	21
Division I Women's Basketball Committee Chairs	23
Division I Women's Basketball Committee Roster	23



Women's Final Four Results

Year	Champion (Tournament Seed)	Runner-Up (Tournament Seed)	Semifinalists (Tournament Seed)		Championship Game Score
	Conference (Coach)	Conference (Coach)	Conference (Coach)	Conference (Coach)	
	Final Won-Lost	Final Won-Lost	Final Won-Lost		
1982	Louisiana Tech (1) Independent (Sonja Hogg) 35-1	Cheyney (2) Independent (Vivian Stringer) 29-3	Maryland (2) Atlantic Coast (Chris Weller) 22-10	Tennessee (2) Southeastern (Pat Summitt) 25-7	76-62
1983	Southern California (1) Western Collegiate (Linda Sharp) 31-2	Louisiana Tech (1) Independent (Leon Barmore & Sonja Hogg) 31-2	Georgia (2) Southeastern (Andy Landers) 27-7	Old Dominion (2) Sun Belt (Marianne Stanley) 29-6	69-67
1984	Southern California (1) Western Collegiate (Linda Sharp) 29-4	Tennessee (3) Southeastern (Pat Summitt) 23-10	Cheyney (3) Independent (Winthrop McGriff) 25-5	Louisiana Tech (1) Independent (Leon Barmore & Sonja Hogg) 30-3	72-61
1985	Old Dominion (1) Sun Belt (Marianne Stanley) 31-3	Georgia (2) Southeastern (Andy Landers) 29-5	La.-Monroe (2) Southland (Linda Harper) 30-2	Western Ky. (4) Sun Belt (Paul Sanderford) 28-6	70-65
1986	Texas (1) Southwest (Jody Conradt) 34-0	Southern California (1) Pacific West (Linda Sharp) 31-5	Tennessee (4) Southeastern (Pat Summitt) 24-10	Western Ky. (4) Sun Belt (Paul Sanderford) 32-4	97-81
1987	Tennessee (2) Southeastern (Pat Summitt) 28-6	Louisiana Tech (1) Independent (Leon Barmore) 30-3	Long Beach St. (1) Big West (Joan Bonvicini) 33-3	Texas (1) Southwest (Jody Conradt) 31-2	67-44
1988	Louisiana Tech (2) American South (Leon Barmore) 32-2	Auburn (1) Southeastern (Joe Ciampi) 32-3	Long Beach St. (2) Big West (Joan Bonvicini) 28-6	Tennessee (1) Southeastern (Pat Summitt) 31-3	56-54
1989	Tennessee (1) Southeastern (Pat Summitt) 35-2	Auburn (1) Southeastern (Joe Ciampi) 32-2	Louisiana Tech (1) American South (Leon Barmore) 32-4	Maryland (1) Atlantic Coast (Chris Weller) 29-3	76-60
1990	Stanford (1) Pacific-10 (Tara VanDerveer) 32-1	Auburn (2) Southeastern (Joe Ciampi) 28-7	Louisiana Tech (1) American South (Leon Barmore) 32-1	Virginia (2) Atlantic Coast (Debbie Ryan) 29-6	88-81
1991	Tennessee (1) Southeastern (Pat Summitt) 30-5	Virginia (1) Atlantic Coast (Debbie Ryan) 31-3	Connecticut (3) Big East (Geno Auriemma) 29-5	Stanford (2) Pacific-10 (Tara VanDerveer) 26-6	70-67 (ot)
1992	Stanford (1) Pacific-10 (Tara VanDerveer) 30-3	Western Ky. (4) Sun Belt (Paul Sanderford) 27-8	Missouri St. (8) Gateway (Cheryl Burnett) 31-3	Virginia (1) Atlantic Coast (Debbie Ryan) 32-2	78-62
1993	Texas Tech (2) Southwest (Marsha Sharp) 31-3	Ohio St. (1) Big Ten (Nancy Darsch) 28-4	Iowa (2) Big Ten (Vivian Stringer) 27-4	Vanderbilt (1) Southeastern (Jim Foster) 30-3	84-82
1994	North Carolina (3) Atlantic Coast (Sylvia Hatchell) 33-2	Louisiana Tech (4) Sun Belt (Leon Barmore) 31-4	Alabama (6) Southeastern (Rick Moody) 26-7	Purdue (1) Big Ten (Lin Dunn) 29-5	60-59
1995	Connecticut (1) Big East (Geno Auriemma) 35-0	Tennessee (1) Southeastern (Pat Summitt) 34-3	Georgia (3) Southeastern (Andy Landers) 28-5	Stanford (2) Pacific-10 (Tara VanDerveer) 30-3	70-64
1996	Tennessee (1) Southeastern (Pat Summitt) 32-4	Georgia (2) Southeastern (Andy Landers) 28-5	Connecticut (1) Big East (Geno Auriemma) 34-4	Stanford (1) Pacific-10 (Amy Tucker and Marianne Stanley) 29-3	83-65
1997	Tennessee (3) Southeastern (Pat Summitt) 29-10	Old Dominion (1) Colonial (Wendy Larry) 34-2	Notre Dame (6) Big East (Muffet McGraw) 31-7	Stanford (1) Pacific-10 (Tara VanDerveer) 34-2	68-59
1998	Tennessee (1) Southeastern (Pat Summitt) 39-0	Louisiana Tech (3) Sun Belt (Leon Barmore) 31-4	Arkansas (9) Southeastern (Gary Blair) 22-11	North Carolina St. (4) Atlantic Coast (Kay Yow) 25-7	93-75
1999	Purdue (1) Big Ten (Carolyn Peck) 34-1	Duke (3) Atlantic Coast (Gail Goestenkors) 29-7	Georgia (3) Southeastern (Andy Landers) 27-7	Louisiana Tech (1) Sun Belt (Leon Barmore) 30-3	62-45
2000	Connecticut (1) Big East (Geno Auriemma) 36-1	Tennessee (1) Southeastern (Pat Summitt) 33-4	Penn St. (2) Big Ten (Rene Portland) 30-5	Rutgers (2) Big East (Vivian Stringer) 26-8	71-52

Year	Champion (Tournament Seed) Conference (Coach) Final Won-Lost	Runner-Up (Tournament Seed) Conference (Coach) Final Won-Lost	Semifinalists (Tournament Seed) Conference (Coach) Final Won-Lost	Championship Game Score	
2001	Notre Dame (1) Big East (Muffet McGraw) 34-2	Purdue (3) Big Ten (Kristy Curry) 31-7	Connecticut (1) Big East (Geno Auriemma) 32-3	Missouri St. (5) Missouri Valley (Cheryl Burnett) 29-6	68-66
2002	Connecticut (1) Big East (Geno Auriemma) 39-0	Oklahoma (1) Big 12 (Sherri Coale) 32-4	Duke (1) Atlantic Coast (Gail Goestenkors) 31-4	Tennessee (2) Southeastern (Pat Summitt) 29-5	82-70
2003	Connecticut (1) Big East (Geno Auriemma) 37-1	Tennessee (1) Southeastern (Pat Summitt) 33-5	Duke (1) Atlantic Coast (Gail Goestenkors) 35-2	Texas (2) Big 12 (Jody Conradt) 29-6	73-68
2004	Connecticut (2) Big East (Geno Auriemma) 31-4	Tennessee (1) Southeastern (Pat Summitt) 31-4	LSU (4) Southeastern (Sue Gunter) 27-8	Minnesota (7) Big Ten (Pam Borton) 25-9	70-61
2005	Baylor (2) Big 12 (Kim Mulkey-Robertson) 33-3	Michigan St. (1) Big Ten (Joanne P. McCallie) 33-4	LSU (1) Southeastern (Pokey Chatman) 33-3	Tennessee (1) Southeastern (Pat Summitt) 30-5	84-62

Women's Final Four Game Records

A national championship game is indicated by (CH), a national semifinal game by (NSF) and record later vacated by (*).

Single Game, Individual

MOST POINTS

- 47 - Sheryl Swoopes, Texas Tech vs. Ohio St., CH, 4-4-93
- 37 - Chasity Melvin, North Carolina St. vs. Louisiana Tech, NSF, 3-27-98
- 35 - Mary Ostrowski, Tennessee vs. Cheyney, NSF, 3-30-84
- 32 - Clarissa Davis, Texas vs. Louisiana Tech, NSF, 3-28-86
- 31 - Sheryl Swoopes, Texas Tech vs. Vanderbilt, NSF, 4-3-93
- 31 - Kara Walters, Connecticut vs. Stanford, NSF, 4-1-95
- 31 - Chamique Holdsclaw, Tennessee vs. Notre Dame, NSF, 3-28-97
- 30 - Venus Lacy, Louisiana Tech vs. Auburn, NSF, 3-31-89
- 30 - Kim Pehlke, Western Ky. vs. Missouri St., NSF, 4-4-92
- 29 - Teresa Edwards, Georgia vs. Western Ky., NSF, 3-29-85
- 29 - Alana Beard, Duke vs. Tennessee, NSF, 4-6-03

MOST POINTS IN ONE HALF

- 24 - Sheryl Swoopes, Texas Tech vs. Ohio St., CH, 2nd Half, 4-4-93
- 23 - Sheryl Swoopes, Texas Tech vs. Ohio St., CH, 1st Half, 4-4-93
- 22 - Margaret Diaz, Cheyney vs. Tennessee, NSF, 2nd Half, 3-30-84
- 22 - Clarissa Davis, Texas vs. Western Ky., NSF, 2nd Half, 3-28-86
- 22 - Kim Pehlke, Western Ky. vs. Missouri St., NSF, 2nd Half, 4-4-92
- 21 - Kate Starbird, Stanford vs. Old Dominion, NSF, 1st Half, 3-28-97
- 21 - Chasity Melvin, North Carolina St. vs. Louisiana Tech, NSF, 2nd Half, 3-27-98
- 20 - Katie Smith, Ohio St. vs. Texas Tech, CH, 2nd Half, 4-4-93
- 19 - Charlotte Smith, North Carolina vs. Louisiana Tech, CH, 2nd Half, 4-3-94
- 18 - Six tied (Most recent: Ukari Figgs, Purdue vs. Duke, CH, 2nd Half, 3-28-99)

MOST FIELD GOALS MADE

- 16 - Sheryl Swoopes, Texas Tech vs. Ohio St., CH, 4-4-93
- 14 - Venus Lacy, Louisiana Tech vs. Auburn, NSF, 3-31-89
- 14 - Chasity Melvin, North Carolina St. vs. Louisiana Tech, NSF, 3-27-98
- 13 - Mary Ostrowski, Tennessee vs. Cheyney, NSF, 3-30-84
- 13 - Chamique Holdsclaw, Tennessee vs. Notre Dame, NSF, 3-28-97
- 12 - Clarissa Davis, Texas vs. Western Ky., NSF, 3-28-86
- 12 - Erica Westbrooks, Louisiana Tech vs. Auburn, CH, 4-3-88
- 12 - Heidi Gillingham, Vanderbilt vs. Texas Tech, NSF, 4-3-93
- 12 - Alana Beard, Duke vs. Tennessee, NSF, 4-6-03
- 11 - Seven tied (Most recent: Chamique Holdsclaw, Tennessee vs. Louisiana Tech, CH, 3-29-98; and Tamicha Jackson, Louisiana Tech vs. Tennessee, CH, 3-29-98)

MOST FIELD GOALS ATTEMPTED

- 27 - Margaret Diaz, Cheyney vs. Tennessee, NSF, 3-30-84
- 27 - Yolanda Laney, Cheyney vs. Tennessee, NSF, 3-30-84
- 26 - Chasity Melvin, North Carolina St. vs. Louisiana Tech, NSF, 3-27-98
- 26 - Dawn Staley, Virginia vs. Tennessee, CH, 3-31-91
- 26 - Seimone Augustus, LSU vs. Baylor, NSF, 4-3-05
- 25 - Penny Toler, Long Beach St. vs. Tennessee, NSF, 3-27-87
- 25 - Deanna Tate, Maryland vs. Tennessee, NSF, 3-31-89
- 25 - Tonya Sampson, North Carolina vs. Louisiana Tech, CH, 4-3-94
- 25 - Chamique Holdsclaw, Tennessee vs. Notre Dame, NSF, 3-28-97
- 25 - Chamique Holdsclaw, Tennessee vs. Louisiana Tech, CH, 3-29-98
- 25 - Tamicha Jackson, Louisiana Tech vs. Tennessee, CH, 3-29-98

HIGHEST FIELD-GOAL PERCENTAGE

(Min. eight made)

- 100.0% (8-8) - Kristin Folk, Stanford vs. Old Dominion, NSF, 3-28-97
- 88.9% (8-9) - Jennifer White, Louisiana Tech vs. Southern California, CH, 4-3-83
- 83.3% (10-12) - Katrina McClain, Georgia vs. Western Ky., NSF, 3-29-85
- 80.0% (8-10) - Nyree Roberts, Old Dominion vs. Stanford, NSF, 3-28-97
- 76.9% (10-13) - Janice Lawrence, Louisiana Tech vs. Southern California, NSF, 3-30-84
- 72.7% (8-11) - Marion Jones, North Carolina vs. Purdue, NSF, 4-2-94

- 72.7% (8-11) - Tracy Henderson, Georgia vs. Stanford, NSF, 3-29-96
- 70.6% (12-17) - Erica Westbrooks, Louisiana Tech vs. Auburn, CH, 4-3-88
- 69.2% (9-13) - Ruth Riley, Notre Dame vs. Purdue, CH, 4-1-01
- 66.7% (16-24) - Sheryl Swoopes, Texas Tech vs. Ohio St., CH, 4-4-93
- 66.7% (8-12) - Paula McGee, Southern California vs. Louisiana Tech, CH, 4-3-83

MOST THREE-POINT FIELD GOALS MADE

- 6 - Katy Steding, Stanford vs. Auburn, CH, 4-1-90
- 5 - Ukari Figgs, Purdue vs. Louisiana Tech, 3-26-99
- 5 - Sue Bird, Connecticut vs. Penn St., NSF, 3-31-00
- 5 - Emily Niemann, Baylor vs. Michigan St., CH, 4-5-05
- 4 - 21 tied (Most recent: Diana Taurasi, Connecticut vs. Tennessee, CH, 4-8-03)




Photo by Ryan McKeef/NCAA Photos

North Carolina State's Chasity Melvin poured in 37 points in an 84-65 national-semifinal win over Louisiana Tech in 1998. That effort remains the second-highest number of points scored in a Women's Final Four game.



Kelly Schumacher (left) of Connecticut, shown here competing for the opening tip in the 2001 national semifinals, holds the Women's Final Four record for blocked shots. She rejected nine Tennessee attempts in the 2000 championship game.

MOST THREE-POINT FIELD GOALS ATTEMPTED

- 15 - Katy Steding, Stanford vs. Auburn, CH, 4-1-90
- 12 - Tamicha Jackson, Louisiana Tech vs. Tennessee, CH, 3-29-98
- 11 - Audrey Burcy, Ohio St. vs. Texas Tech, CH, 4-4-93
- 11 - Sue Bird, Connecticut vs. Notre Dame, NSF, 3-30-01
- 11 - Diana Taurasi, Connecticut vs. Notre Dame, NSF, 3-30-01
- 11 - Diana Taurasi, Connecticut vs. Texas, NSF, 4-6-03
- 10 - Wendy Davis, Connecticut vs. Virginia, NSF, 3-30-91
- 10 - Kedra Holland, Georgia vs. Tennessee, NSF, 4-1-95
- 10 - Kate Paye, Stanford vs. Connecticut, NSF, 4-1-95
- 10 - Aubrey Eblin, Old Dominion vs. Tennessee, CH, 3-30-97
- 10 - Rosalind Ross, Oklahoma vs. Connecticut, CH, 3-31-02

HIGHEST THREE-POINT FIELD-GOAL PERCENTAGE (Min. four made)

- 80.0% (4-5) - Abby Conklin, Tennessee vs. Georgia, CH, 3-31-96
- 80.0% (4-5) - Nykesha Sales, Connecticut vs. Tennessee, NSF, 3-29-96
- 80.0% (4-5) - Kellie Jolly, Tennessee vs. Louisiana Tech, CH, 3-29-98
- 80.0% (4-5) - Alicia Ratay, Notre Dame vs. Connecticut, NSF, 3-30-01
- 71.4% (5-7) - Ukari Figgs, Purdue vs. Louisiana Tech, NSF, 3-26-99
- 71.4% (5-7) - Sue Bird, Connecticut vs. Penn St., NSF, 3-31-00
- 66.7% (4-6) - Sheryl Swoopes, Texas Tech vs. Ohio St., CH, 4-4-93
- 66.7% (4-6) - Betsy Harris, Alabama vs. Louisiana Tech, NSF, 4-2-94
- 62.5% (5-8) - Emily Niemann, Baylor vs. Michigan St., CH, 4-5-05
- 50.0% (4-8) - Jennifer Azzi, Stanford vs. Auburn, CH, 4-1-90
- 50.0% (4-8) - Kim Pehlke, Western Ky. vs. Stanford, CH, 4-5-92

MOST FREE THROWS

- 12 - Pam Kelly, Louisiana Tech vs. Tennessee, NSF, 3-26-82
- 12 - Cheryl Miller, Southern California vs. Texas, CH, 3-30-86
- 11 - Cheryl Miller, Southern California vs. Louisiana Tech, CH, 4-3-83

- 11 - Tonya Edwards, Tennessee vs. Long Beach St., NSF, 3-27-87
- 11 - Carolyn Jones, Auburn vs. Louisiana Tech, NSF, 3-30-90
- 11 - Kim Pehlke, Western Ky. vs. Missouri St., NSF, 4-4-92
- 11 - Sheryl Swoopes, Texas Tech vs. Ohio St., CH, 4-4-93
- 11 - Tamika Catchings, Tennessee vs. Louisiana Tech, CH, 3-29-98
- 10 - Four tied (Most recent: Gwen Jackson, Tennessee vs. Duke, NSF, 4-6-03)

MOST FREE THROWS ATTEMPTED

- 15 - Chasity Melvin, North Carolina St. vs. Louisiana Tech, NSF, 3-27-98
- 14 - Pam Kelly, Louisiana Tech vs. Tennessee, NSF, 3-26-82
- 14 - Cheryl Miller, Southern California vs. Louisiana Tech, CH, 4-3-83
- 14 - Venus Lacy, Louisiana Tech vs. Auburn, NSF, 3-30-90
- 14 - Dena Head, Tennessee vs. Virginia, CH, 3-31-91
- 14 - Ruth Riley, Notre Dame vs. Purdue, CH, 4-1-01
- 13 - Seven tied (Most recent: Tamika Catchings, Tennessee vs. Louisiana Tech, CH, 3-29-98)

HIGHEST FREE-THROW PERCENTAGE (Min. six made)

- 100.0% (11-11) - Sheryl Swoopes, Texas Tech vs. Ohio St., CH, 4-4-93
- 100.0% (9-9) - Mary Ostrowski, Tennessee vs. Cheyney, NSF, 3-30-84
- 100.0% (9-9) - Tonya Baucom, Missouri St. vs. Western Ky., NSF, 4-4-92
- 100.0% (9-9) - Saudia Roundtree, Georgia vs. Stanford, NSF, 3-29-96
- 100.0% (8-8) - Ruthie Bolton, Auburn vs. Long Beach St., NSF, 4-1-88
- 100.0% (8-8) - Kate Starbird, Stanford vs. Old Dominion, NSF, 3-28-97
- 100.0% (8-8) - Katryna Gaither, Notre Dame vs. Tennessee, NSF, 3-28-97
- 100.0% (8-8) - Niele Ivey, Notre Dame vs. Connecticut, NSF, 3-30-01
- 100.0% (8-8) - Diana Taurasi, Connecticut vs. Tennessee, CH, 4-8-03
- 100.0% (7-7) - Nikki Keyton, Ohio St. vs. Texas Tech, CH, 4-4-93

MOST REBOUNDS

- 23 - Charlotte Smith, North Carolina vs. Louisiana Tech, CH, 4-3-94
- 20 - Tracy Claxton, Old Dominion vs. Georgia, CH, 3-31-85
- 18 - Clarissa Davis, Texas vs. Western Ky., NSF, 3-28-86
- 18 - Cindy Brown, Long Beach St. vs. Tennessee, NSF, 3-27-87
- 18 - Racquel Spurlock, Louisiana Tech vs. Alabama, NSF, 4-2-94
- 17 - Tracy Claxton, Old Dominion vs. La.-Monroe, NSF, 3-29-85
- 17 - Yolanda Watkins, Alabama vs. Louisiana Tech, NSF, 4-2-94
- 17 - Kelly Schumacher, Connecticut vs. Notre Dame, NSF, 3-30-01
- 16 - La' Keshia Frett, Georgia vs. Tennessee, CH, 3-31-96
- 15 - Medina Dixon, Old Dominion vs. Georgia, CH, 3-31-85
- 15 - Rachel Hemmer, Stanford vs. Western Ky., CH, 4-5-92
- 15 - Gwen Jackson, Tennessee vs. Duke, NSF, 4-6-03

MOST REBOUNDS IN ONE HALF

- 14 - Clarissa Davis, Texas vs. Western Ky., NSF, 2nd Half, 3-28-86
- 13 - Yolanda Watkins, Alabama vs. Louisiana Tech, NSF, 2nd Half, 4-2-94
- 13 - Charlotte Smith, North Carolina vs. Louisiana Tech, CH, 2nd Half, 4-3-94
- 12 - Tracy Claxton, Old Dominion vs. Georgia, CH, 2nd Half, 3-31-85
- 12 - Cindy Brown, Long Beach St. vs. Tennessee, NSF, 2nd Half, 3-27-87
- 11 - Venus Lacy, Louisiana Tech vs. Auburn, NSF, 2nd Half, 3-30-90

- 11 - Racquel Spurlock, Louisiana Tech vs. Alabama, NSF, 1st Half, 4-2-94
- 11 - La' Keshia Frett, Georgia vs. Tennessee, CH, 2nd Half, 3-31-96
- 10 - Charlotte Smith, North Carolina vs. Louisiana Tech, CH, 1st Half, 4-3-94
- 9 - Six tied (Most recent: Katie Smith, Ohio St. vs. Texas Tech, CH, 2nd Half, 4-4-93)

MOST ASSISTS (Since 1985)

- 11 - Teresa Weatherspoon, Louisiana Tech vs. Texas, NSF, 3-27-87
- 11 - Kellie Jolly, Tennessee vs. Old Dominion, CH, 3-30-97
- 10 - Kamie Ethridge, Texas vs. Western Ky., NSF, 3-28-86
- 10 - Kamie Ethridge, Texas vs. Southern California, CH, 3-30-86
- 10 - Melissa McCray, Tennessee vs. Auburn, CH, 4-2-89
- 10 - Michelle Marciniak, Tennessee vs. Georgia, NSF, 4-1-95
- 9 - Eight tied (Most recent: Helen Darling, Penn St. vs. Connecticut, NSF, 3-31-00)

NOTE: Rhonda Windham, Southern California vs. Georgia, NSF, 4-1-83, recorded 14 assists and Kim Mulkey, Louisiana Tech vs. Southern California, CH, 4-3-83, recorded 11 assists before assists became an official statistic.

MOST STEALS (Since 1988)

- 10 - Ruthie Bolton, Auburn vs. Long Beach St., NSF, 4-1-88
- 8 - Averill Roberts, Ohio St. vs. Iowa, NSF, 4-3-93
- 8 - Ticha Penicheiro, Old Dominion vs. Tennessee, CH, 3-30-97
- 6 - Erica Westbrook, Louisiana Tech vs. Auburn, CH, 4-3-88
- 6 - Marion Jones, North Carolina vs. Purdue, NSF, 4-2-94
- 6 - Shea Ralph, Connecticut vs. Tennessee, CH, 4-2-00
- 6 - Niele Ivey, Notre Dame vs. Purdue, CH, 4-1-01
- 5 - 11 tied (Most recent: Kristin Haynie, Michigan St. vs. Baylor, CH, 4-5-05)

MOST BLOCKED SHOTS (Since 1988)

- 9 - Kelly Schumacher, Connecticut vs. Tennessee, CH, 4-2-00
- 7 - Michelle Snow, Tennessee vs. Rutgers, NSF, 3-31-00
- 7 - Ruth Riley, Notre Dame vs. Purdue, CH, 4-1-01
- 6 - Kara Wolters, Connecticut vs. Tennessee, NSF, 3-29-96
- 5 - Sheila Frost, Tennessee vs. Auburn, CH, 4-2-89
- 5 - Teresa Geter, Tennessee vs. Arkansas, NSF, 3-27-98
- 5 - Ruth Riley, Notre Dame vs. Connecticut, NSF, 3-30-01
- 5 - Asjha Jones, Connecticut vs. Oklahoma, CH, 3-31-02
- 4 - Nine tied (Most recent: Sylvia Fowles, LSU vs. Baylor, NSF, 4-3-05)

Single Game, Team

MOST POINTS

- 97 - Texas vs. Southern California (81), CH, 3-30-86
- 93 - Tennessee vs. Louisiana Tech (75), CH, 3-29-98
- 91 - Georgia vs. Western Ky. (78), NSF, 3-29-85
- 90 - Texas vs. Western Ky. (65), NSF, 3-28-86
- 90 - Notre Dame vs. Connecticut (75), NSF, 3-30-01
- 89 - North Carolina vs. Purdue (74), NSF, 4-2-94
- 89 - Connecticut vs. Penn St. (67), NSF, 3-31-00
- 88 - Stanford vs. Auburn (81), CH, 4-1-90
- 84 - Texas Tech vs. Ohio St. (82), CH, 4-4-93
- 84 - Baylor vs. Michigan St. (62), CH, 4-5-05

MOST POINTS IN ONE HALF

- 57 - Georgia vs. Western Ky., NSF, 2nd Half, 3-29-85
- 55 - Tennessee vs. Louisiana Tech, CH, 1st Half, 3-29-98
- 53 - Notre Dame vs. Connecticut, NSF, 2nd Half, 3-30-01
- 52 - Texas vs. Southern California, CH, 2nd Half, 3-30-86
- 52 - Connecticut vs. Penn St., NSF, 2nd Half, 3-31-00

- 51 - Texas vs. Western Ky., NSF, 2nd Half, 3-28-86
- 51 - Western Ky. vs. Missouri St., NSF, 2nd Half, 4-4-92
- 51 - Ohio St. vs. Texas Tech, CH, 2nd Half, 4-4-93
- 51 - Tennessee vs. Notre Dame, NSF, 2nd Half, 3-28-97
- 47 - Stanford vs. Auburn, CH, 2nd Half, 4-1-90
- 47 - Baylor vs. Michigan St., CH, 2nd Half, 4-5-05

MOST POINTS, BOTH TEAMS

- 178 - Texas (97) vs. Southern California (81), CH, 3-30-86
- 171 - Tennessee (88) vs. Connecticut (83), NSF, 3-29-96
- 169 - Georgia (91) vs. Western Ky. (78), NSF, 3-29-85
- 169 - Stanford (88) vs. Auburn (81), CH, 4-1-90
- 168 - Tennessee (93) vs. Louisiana Tech (75), CH, 3-29-98
- 166 - Texas Tech (84) vs. Ohio St. (82), CH, 4-4-93
- 165 - Old Dominion (83) vs. Stanford (82), NSF, 3-28-97
- 165 - Notre Dame (90) vs. Connecticut (75), NSF, 3-30-01
- 163 - North Carolina (89) vs. Purdue (74), NSF, 4-2-94
- 157 - Oklahoma (86) vs. Duke (71), NSF, 3-29-02

MOST POINTS, BOTH TEAMS, ONE HALF

- 101 - Georgia (57) vs. Western Ky. (44), NSF, 2nd Half, 3-29-85
- 98 - Texas (52) vs. Southern California (46), CH, 2nd Half, 3-30-86
- 98 - Western Ky. (51) vs. Missouri St. (47), NSF, 2nd Half, 4-4-92
- 95 - Ohio St. (51) vs. Texas Tech (44), CH, 2nd Half, 4-4-93
- 91 - Connecticut (52) vs. Penn St. (39), NSF, 2nd Half, 3-31-00
- 90 - Cheyney (45) vs. Tennessee (45), NSF, 2nd Half, 3-30-84
- 89 - Tennessee (51) vs. Notre Dame (38), NSF, 2nd Half, 3-28-97
- 89 - Oklahoma (46) vs. Duke (43), NSF, 2nd Half, 3-29-02
- 87 - Stanford (47) vs. Auburn (40), CH, 2nd Half, 4-1-90
- 87 - North Carolina (50) vs. Purdue (37), NSF, 2nd Half, 4-2-94
- 87 - Tennessee (55) vs. Louisiana Tech (32), CH, 1st Half, 3-29-98

FEWEST POINTS

- 44 - Louisiana Tech vs. Tennessee (67), CH, 3-29-87
- 45 - Duke vs. Purdue (62), CH, 3-28-99
- 46 - Tennessee vs. Louisiana Tech (69), NSF, 3-26-82
- 46 - Vanderbilt vs. Texas Tech (60), NSF, 4-3-93
- 47 - La.-Monroe vs. Old Dominion (57), NSF, 3-29-85
- 50 - LSU vs. Tennessee (52), NSF, 4-4-04
- 51 - Georgia vs. Tennessee (73), NSF, 4-1-95
- 52 - Tennessee vs. Connecticut (71), CH, 4-2-00
- 52 - Tennessee vs. LSU (50), NSF, 4-4-04
- 54 - Rutgers vs. Tennessee (64), NSF, 3-31-00
- 54 - Auburn vs. Louisiana Tech (56), CH, 4-3-88

FEWEST POINTS IN ONE HALF

- 17 - Purdue vs. Duke (22), CH, 1st Half, 3-28-99
- 19 - Louisiana Tech vs. Auburn (31), CH, 1st Half, 4-3-88
- 19 - Tennessee vs. Connecticut (32), CH, 1st Half, 4-2-00
- 19 - Tennessee vs. LSU (25), NSF, 1st Half, 4-4-04
- 20 - Louisiana Tech vs. Tennessee (34), CH, 2nd Half, 3-29-87
- 20 - Vanderbilt vs. Texas Tech (32), NSF, 2nd Half, 4-3-93
- 20 - Stanford vs. Connecticut (44), NSF, 1st Half, 4-1-95
- 21 - Tennessee vs. Louisiana Tech (30), NSF, 2nd Half, 3-26-82
- 21 - Tennessee vs. Stanford (28), NSF, 1st Half, 3-30-91
- 22 - Three tied [Most recent: Duke vs. Purdue (17), CH, 1st Half, 3-28-99]

FEWEST POINTS, BOTH TEAMS

- 102 - Tennessee (52) vs. LSU (50), NSF, 4-4-04
- 104 - Old Dominion (57) vs. La.-Monroe (47), NSF, 3-29-85

- 106 - Texas Tech (60) vs. Vanderbilt (46), NSF, 4-3-93
- 107 - Purdue (62) vs. Duke (45), CH, 3-28-99
- 110 - Louisiana Tech (56) vs. Auburn (54), CH, 4-3-88
- 111 - Tennessee (67) vs. Louisiana Tech (44), CH, 3-29-87
- 115 - Louisiana Tech (69) vs. Tennessee (46), NSF, 3-26-82
- 116 - Virginia (61) vs. Connecticut (55), NSF, 3-30-91
- 119 - Southern California (62) vs. Louisiana Tech (57), NSF, 3-30-84
- 119 - North Carolina (60) vs. Louisiana Tech (59), CH, 4-3-94

FEWEST POINTS, BOTH TEAMS, ONE HALF

- 39 - Duke (22) vs. Purdue (17), CH, 1st Half, 3-28-99
- 44 - LSU (25) vs. Tennessee (19), NSF, 1st Half, 4-4-04
- 49 - Stanford (28) vs. Tennessee (21), NSF, 1st Half, 3-30-91
- 50 - Auburn (31) vs. Louisiana Tech (19), CH, 1st Half, 4-3-88
- 51 - Louisiana Tech (30) vs. Tennessee (21), NSF, 1st Half, 3-26-82
- 51 - Connecticut (32) vs. Tennessee (19), CH, 1st Half, 4-2-00
- 52 - Old Dominion (27) vs. La.-Monroe (25), NSF, 1st Half, 3-29-85
- 52 - Old Dominion (30) vs. La.-Monroe (22), NSF, 2nd Half, 3-29-85
- 52 - Texas Tech (32) vs. Vanderbilt (20), NSF, 2nd Half, 4-3-93
- 53 - Tennessee (27) vs. Virginia (26), CH, 1st Half, 3-31-91

LARGEST WINNING MARGIN

- 28 - Tennessee (86) vs. Arkansas (58), NSF, 3-27-98
- 27 - Connecticut (87) vs. Stanford (60), NSF, 4-1-95
- 25 - Texas (90) vs. Western Ky. (65), NSF, 3-28-86
- 24 - Southern California (81) vs. Georgia (57), NSF, 4-1-83
- 24 - Southern California (83) vs. Tennessee (59), NSF, 3-28-86
- 23 - Louisiana Tech (69) vs. Tennessee (46), NSF, 3-26-82
- 23 - Tennessee (67) vs. Louisiana Tech (44), CH, 3-29-87
- 23 - Connecticut (79) vs. Tennessee (56), NSF, 3-31-02
- 22 - Tennessee (73) vs. Georgia (51), NSF, 4-1-95
- 22 - Connecticut (89) vs. Penn St. (67), NSF, 3-31-00
- 22 - Baylor (84) vs. Michigan St. (62), CH, 4-5-05

SMALLEST WINNING MARGIN

- 1 - Stanford (66) vs. Virginia (65), NSF, 4-4-92
- 1 - Ohio St. (73) vs. Iowa (72) (ot), NSF, 4-3-93
- 1 - North Carolina (60) vs. Louisiana Tech (59), CH, 4-3-94
- 1 - Old Dominion (83) vs. Stanford (82) (ot), NSF, 3-28-97
- 2 - Southern California (69) vs. Louisiana Tech (67), CH, 4-3-83
- 2 - Louisiana Tech (56) vs. Auburn (54), CH, 4-3-88
- 2 - Texas Tech (84) vs. Ohio St. (82), CH, 4-4-93
- 2 - Notre Dame (68) vs. Purdue (66), CH, 4-1-01
- 2 - Connecticut (71) vs. Texas (69), NSF, 4-6-03
- 2 - Tennessee (52) vs. Connecticut (50), NSF, 4-4-04

LARGEST MARGIN OVERCOME

- 16 - Notre Dame (90) vs. Connecticut (75), NSF, 3-30-01 (Notre Dame trailed, 47-31, with 2:02 remaining in the first half.)
- 16 - Michigan St. (68) vs. Tennessee (64), NSF, 4-3-05 (Michigan St. trailed, 47-31, with 16:03 remaining in the game.)
- 15 - Old Dominion (83) vs. Stanford (82) (ot), NSF, 3-28-97 (Old Dominion trailed, 31-16, with 7:48 remaining in the first half.)
- 15 - Baylor (68) vs. LSU (57), NSF, 4-3-05 (Baylor trailed, 24-9, with 7:42 remaining in the first half.)
- 14 - Louisiana Tech (56) vs. Auburn (54), CH, 4-3-88 (Louisiana Tech trailed, 37-23, with 15:21 remaining in the game.)
- 13 - Southern California (69) vs. Louisiana Tech (67), CH, 4-3-83 (Southern California trailed, 35-22, with 3:04 remaining in the first half.)
- 9 - Old Dominion (70) vs. Georgia (65), CH, 3-31-85 (Old Dominion trailed, 31-22, with 2:18 remaining in the first half.)
- 9 - Stanford (88) vs. Auburn (81), CH, 4-1-90 (Stanford trailed, 41-32, with 1:47 remaining in the first half.)

- 9 - Connecticut (70) vs. Tennessee (64), CH, 4-2-95 (Connecticut trailed, 43-34, with 18:43 remaining in the game.)
- 9 - Connecticut (71) vs. Texas (69), NSF, 4-6-03 (Connecticut trailed, 50-41, with 12:25 remaining in the game.)

MOST FIELD GOALS

- 40 - Texas vs. Southern California, CH, 3-30-86
- 37 - Southern California vs. Georgia, NSF, 4-1-83
- 36 - Texas vs. Western Ky., NSF, 3-28-86
- 35 - Louisiana Tech vs. Texas, NSF, 3-27-87
- 35 - North Carolina vs. Purdue, NSF, 4-2-94
- 35 - Old Dominion vs. Stanford, NSF, 3-28-97
- 35 - Tennessee vs. Louisiana Tech, CH, 3-29-98
- 32 - Tennessee vs. Georgia, CH, 3-31-96
- 32 - Louisiana Tech vs. Tennessee, CH, 3-29-98
- 31 - Southern California vs. Tennessee, CH, 4-1-84
- 31 - Connecticut vs. Tennessee, CH, 4-2-00

FEWEST FIELD GOALS

- 16 - Tennessee vs. Louisiana Tech, NSF, 3-26-82
- 16 - Louisiana Tech vs. Tennessee, CH, 3-29-87
- 16 - Tennessee vs. Connecticut, CH, 4-2-00
- 18 - Arkansas vs. Tennessee, NSF, 3-27-98
- 18 - Duke vs. Purdue, CH, 3-28-99
- 18 - Tennessee vs. LSU, NSF, 4-4-04
- 19 - Tennessee vs. Rutgers, NSF, 3-31-00
- 19 - LSU vs. Tennessee, NSF, 4-4-04
- 20 - Connecticut vs. Virginia, NSF, 3-30-91

MOST FIELD GOALS ATTEMPTED

- 82 - Cheyney vs. Tennessee, NSF, 3-30-84
- 82 - Western Ky. vs. Georgia, NSF, 3-29-85
- 81 - Stanford vs. Connecticut, NSF, 4-1-95
- 77 - Connecticut vs. Notre Dame, NSF, 3-30-01
- 76 - Old Dominion vs. Georgia, CH, 3-31-85
- 76 - Tennessee vs. Southern California, NSF, 3-28-86
- 73 - Tennessee vs. Georgia, CH, 3-31-96
- 73 - Louisiana Tech vs. Tennessee, CH, 3-29-98
- 71 - Western Ky. vs. Stanford, CH, 4-5-92
- 71 - Georgia vs. Tennessee, CH, 3-31-96

FEWEST FIELD GOALS ATTEMPTED

- 47 - Old Dominion vs. Louisiana Tech, NSF, 4-1-83
- 48 - Louisiana Tech vs. Tennessee, CH, 3-29-87
- 49 - Tennessee vs. Old Dominion, CH, 3-30-97
- 49 - Tennessee vs. Rutgers, NSF, 3-31-00
- 49 - Connecticut vs. Tennessee, CH, 4-8-03
- 50 - Louisiana Tech vs. Southern California, NSF, 3-30-84
- 50 - Missouri St. vs. Western Ky., NSF, 4-4-92
- 50 - Texas Tech vs. Vanderbilt, NSF, 4-3-93
- 50 - Connecticut vs. Stanford, NSF, 4-1-95
- 50 - LSU vs. Tennessee, NSF, 4-4-04
- 50 - Tennessee vs. LSU, NSF, 4-4-04

HIGHEST FIELD-GOAL PERCENTAGE

- 59.2% (29-49) - Tennessee vs. Old Dominion, CH, 3-30-97
- 58.8% (40-68) - Texas vs. Southern California, CH, 3-30-86
- 58.5% (31-53) - Georgia vs. Western Ky., NSF, 3-29-85
- 58.3% (35-60) - Louisiana Tech vs. Texas, NSF, 3-27-87
- 56.1% (37-66) - Southern California vs. Georgia, NSF, 4-1-83
- 55.6% (30-54) - Louisiana Tech vs. Cheyney, CH, 3-28-82
- 54.7% (29-53) - Texas Tech vs. Ohio St., CH, 4-4-93

Question...

What was the only year the national championship game went to overtime?

Answer...

1991. (Tennessee defeated Virginia 70-67 in overtime.)

- 53.0% (35-66) - North Carolina vs. Purdue, NSF, 4-2-94
 52.6% (30-57) - Connecticut vs. Oklahoma, CH, 3-31-02
 51.6% (33-64) - Georgia vs. Stanford, NSF, 3-29-96

LOWEST FIELD-GOAL PERCENTAGE

- 28.4% (21-74) - La.-Monroe vs. Old Dominion, NSF, 3-29-85
 29.6% (21-71) - Western Ky. vs. Stanford, CH, 4-5-92
 30.2% (16-53) - Tennessee vs. Louisiana Tech, NSF, 3-26-82
 30.5% (18-59) - Arkansas vs. Tennessee, NSF, 3-27-98
 30.9% (25-81) - Stanford vs. Connecticut, NSF, 4-1-95
 31.4% (16-51) - Tennessee vs. Connecticut, CH, 4-2-00
 31.4% (22-70) - Tennessee vs. Connecticut, NSF, 3-29-02
 32.4% (23-71) - Georgia vs. Southern California, NSF, 4-1-83
 32.7% (18-55) - Duke vs. Purdue, CH, 3-28-99
 33.3% (16-48) - Louisiana Tech vs. Tennessee, CH, 3-29-87

MOST THREE-POINT FIELD GOALS

- 11 - Stanford vs. Auburn, CH, 4-1-90
 10 - Connecticut vs. Tennessee, CH, 4-8-03
 9 - Duke vs. Georgia, NSF, 3-26-99
 9 - Oklahoma vs. Duke, NSF, 3-29-02
 8 - Notre Dame vs. Connecticut, NSF, 3-30-01
 8 - Oklahoma vs. Connecticut, CH, 3-31-02
 7 - Western Ky. vs. Stanford, CH, 4-5-92
 7 - Texas Tech vs. Ohio St., CH, 4-4-93
 7 - Ohio St. vs. Texas Tech, CH, 4-4-93
 7 - Stanford vs. Connecticut, NSF, 4-1-95
 7 - Connecticut vs. Tennessee, NSF, 3-29-96
 7 - Purdue vs. Louisiana Tech, NSF, 3-26-99
 7 - Purdue vs. Notre Dame, CH, 4-1-01
 7 - Connecticut vs. Tennessee, NSF, 3-29-02
 7 - Texas vs. Connecticut, NSF, 4-6-03
 7 - Connecticut vs. Tennessee, CH, 4-6-04
 7 - Michigan St. vs. Tennessee, NSF, 4-3-05

FEWEST THREE-POINT FIELD GOALS

- 0 - Auburn vs. Long Beach St., NSF, 4-1-88
 0 - Louisiana Tech vs. Auburn, CH, 4-3-88
 0 - Auburn vs. Louisiana Tech, NSF, 3-31-89
 0 - Tennessee vs. Maryland, NSF, 3-31-89
 0 - Tennessee vs. Auburn, CH, 4-2-89
 0 - Auburn vs. Tennessee, CH, 4-2-89
 0 - Tennessee vs. Virginia, CH, 3-31-91
 0 - Virginia vs. Stanford, NSF, 4-4-92
 0 - Connecticut vs. Oklahoma, CH, 3-31-02
 0 - LSU vs. Tennessee, NSF, 4-4-04

MOST THREE-POINT FIELD GOALS ATTEMPTED

- 30 - Connecticut vs. Notre Dame, NSF, 3-30-01
 27 - Stanford vs. Connecticut, NSF, 4-1-95
 26 - Stanford vs. Auburn, CH, 4-1-90
 26 - Vanderbilt vs. Texas Tech, NSF, 4-3-93
 26 - Oklahoma vs. Duke, NSF, 3-29-02
 24 - Georgia vs. Tennessee, CH, 3-31-96
 23 - Louisiana Tech vs. Auburn, NSF, 3-30-90
 22 - Ohio St. vs. Texas Tech, CH, 4-4-93
 21 - Duke vs. Purdue, CH, 3-28-99
 21 - Connecticut vs. Tennessee, CH, 4-8-03

FEWEST THREE-POINT FIELD GOALS ATTEMPTED

- 0 - Auburn vs. Louisiana Tech, NSF, 3-31-89
 0 - Tennessee vs. Maryland, NSF, 3-31-89
 0 - Tennessee vs. Auburn, CH, 4-2-89
 1 - Louisiana Tech vs. Auburn, CH, 4-3-88
 2 - Iowa vs. Ohio St., NSF, 4-3-93
 3 - Five tied (Most recent: LSU vs. Tennessee, NSF, 4-4-04)

HIGHEST THREE-POINT FIELD-GOAL PERCENTAGE (Min. four made)

- 72.7% (8-11) - Notre Dame vs. Connecticut, NSF, 3-30-01
 62.5% (5-8) - Stanford vs. Virginia, NSF, 3-30-90
 57.1% (4-7) - Tennessee vs. Connecticut, CH, 4-2-00
 56.3% (9-16) - Duke vs. Georgia, NSF, 3-26-99
 50.0% (7-14) - Connecticut vs. Tennessee, CH, 4-6-04
 50.0% (6-12) - Auburn vs. Stanford, CH, 4-1-90
 50.0% (6-12) - Connecticut vs. Penn St., NSF, 3-31-00
 50.0% (6-12) - Baylor vs. Michigan St., CH, 4-5-05
 50.0% (4-8) - Virginia vs. Tennessee, CH, 3-31-91
 47.6% (10-21) - Connecticut vs. Tennessee, CH, 4-8-03
 45.5% (5-11) - Purdue vs. Missouri St., NSF, 3-30-01

LOWEST THREE-POINT FIELD-GOAL PERCENTAGE (Min. 10 att.)

- 0.0% (0-11) - Virginia vs. Stanford, NSF, 4-4-92
 7.7% (1-13) - Purdue vs. Duke, CH, 3-28-99
 8.3% (1-12) - Old Dominion vs. Stanford, NSF, 3-28-97
 10.0% (1-10) - Notre Dame vs. Purdue, CH, 4-1-01
 11.5% (3-26) - Vanderbilt vs. Texas Tech, NSF, 4-3-93
 11.8% (2-17) - Stanford vs. Georgia, NSF, 3-29-96
 13.3% (2-15) - Georgia vs. Tennessee, NSF, 4-1-95

MOST FREE THROWS

- 34 - Connecticut vs. Stanford, NSF, 4-1-95
 31 - Stanford vs. Western Ky., CH, 4-5-92
 29 - Georgia vs. Western Ky., NSF, 3-29-85
 29 - Auburn vs. Louisiana Tech, NSF, 3-30-90
 29 - Western Ky. vs. Missouri St., NSF, 4-4-92
 28 - Notre Dame vs. Connecticut, NSF, 3-30-01
 23 - Southern California vs. Texas, CH, 3-30-86
 22 - Tennessee vs. Virginia, CH, 3-31-91
 21 - Stanford vs. Auburn, CH, 4-1-90
 20 - Tennessee vs. Auburn, CH, 4-2-89

FEWEST FREE THROWS

- 1 - Vanderbilt vs. Texas Tech, NSF, 4-3-93
 3 - Tennessee vs. Southern California, NSF, 3-28-86
 3 - Stanford vs. Connecticut, NSF, 4-1-95
 4 - Louisiana Tech vs. Auburn, CH, 4-3-88
 4 - Duke vs. Purdue, CH, 3-28-99
 5 - Seven tied (Most recent: Tennessee vs. Michigan St., NSF, 4-3-05)

MOST FREE THROWS ATTEMPTED

- 46 - Connecticut vs. Stanford, NSF, 4-1-95
 38 - Auburn vs. Louisiana Tech, NSF, 3-30-90
 38 - Western Ky. vs. Missouri St., NSF, 4-4-92
 37 - Georgia vs. Western Ky., NSF, 3-29-85
 37 - Missouri St. vs. Western Ky., NSF, 4-4-92
 37 - Stanford vs. Western Ky., CH, 4-5-92
 35 - Tennessee vs. Virginia, CH, 3-31-91
 31 - Stanford vs. Auburn, CH, 4-1-90
 29 - Southern California vs. Texas, CH, 3-30-86
 28 - Purdue vs. Duke, CH, 3-28-99

FEWEST FREE THROWS ATTEMPTED

- 5 - Vanderbilt vs. Texas Tech, NSF, 4-3-93
 5 - Stanford vs. Connecticut, NSF, 4-1-95
 6 - Tennessee vs. Southern California, NSF, 3-28-86
 6 - Duke vs. Purdue, CH, 3-28-99
 6 - Duke vs. Tennessee, NSF, 4-6-03
 7 - Cheyney vs. Louisiana Tech, CH, 3-28-82
 8 - Six tied (Most recent: Louisiana Tech vs. Purdue, NSF, 3-26-99)

HIGHEST FREE-THROW PERCENTAGE (Min. nine made)

- 100.0% (9-9) - Tennessee vs. Southern California, CH, 4-1-84
 91.7% (11-12) - Cheyney vs. Tennessee, NSF, 3-30-84
 88.0% (22-25) - Connecticut vs. Oklahoma, CH, 3-31-02
 87.5% (14-16) - Tennessee vs. Louisiana Tech, NSF, 3-26-82
 87.5% (21-24) - Oklahoma vs. Duke, NSF, 3-29-02
 86.4% (19-22) - Ohio St. vs. Texas Tech, CH, 4-4-93
 86.4% (19-22) - Connecticut vs. Penn St., NSF, 3-31-00
 85.7% (18-21) - Stanford vs. Old Dominion, NSF, 3-28-97
 85.7% (18-21) - Baylor vs. LSU, NSF, 4-3-05
 85.7% (12-14) - Notre Dame vs. Tennessee, NSF, 3-28-97

LOWEST FREE-THROW PERCENTAGE

- 36.8% (7-19) - Virginia vs. Tennessee, CH, 3-31-91
 38.5% (5-13) - Tennessee vs. Michigan St., NSF, 4-3-05
 46.7% (7-15) - Georgia vs. Tennessee, NSF, 4-1-95
 47.4% (9-19) - Louisiana Tech vs. Tennessee, NSF, 4-1-88
 50.0% (7-14) - Stanford vs. Tennessee, NSF, 3-30-91
 50.0% (5-10) - Louisiana Tech vs. Tennessee, CH, 3-29-98
 50.0% (5-10) - Georgia vs. Duke, NSF, 3-26-99
 50.0% (4-8) - Louisiana Tech vs. Auburn, CH, 4-3-88
 53.3% (8-15) - Connecticut vs. Tennessee, CH, 4-2-00
 53.8% (7-13) - Tennessee vs. Old Dominion, CH, 3-30-97

MOST REBOUNDS

- 57 - Old Dominion vs. La.-Monroe, NSF, 3-29-85
 57 - Old Dominion vs. Georgia, NSF, 3-31-85
 54 - Tennessee vs. Georgia, CH, 3-31-96
 51 - Southern California vs. Georgia, NSF, 4-1-83
 51 - Tennessee vs. Cheyney, NSF, 3-30-84
 51 - Stanford vs. Western Ky., CH, 4-5-92
 51 - Tennessee vs. Georgia, NSF, 4-1-95
 51 - Connecticut vs. Notre Dame, NSF, 3-30-01
 49 - Stanford vs. Auburn, CH, 4-1-90
 49 - Tennessee vs. Virginia, CH, 3-31-91

FEWEST REBOUNDS

- 22 - Connecticut vs. Tennessee, CH, 4-8-03
 22 - Michigan St. vs. Baylor, CH, 4-5-05
 24 - Texas Tech vs. Ohio St., CH, 4-4-93
 25 - Oklahoma vs. Connecticut, CH, 3-31-02
 25 - Minnesota vs. Connecticut, NSF, 4-4-04
 27 - Vanderbilt vs. Texas Tech, NSF, 4-3-93
 29 - Tennessee vs. Louisiana Tech, NSF, 3-26-82
 29 - Southern California vs. Louisiana Tech, CH, 4-3-83
 29 - Louisiana Tech vs. Southern California, NSF, 3-30-84
 29 - Tennessee vs. Old Dominion, CH, 3-30-97
 29 - Missouri St. vs. Purdue, NSF, 3-30-01

LARGEST REBOUND MARGIN

- 27 - Old Dominion (57) vs. Georgia (30), CH, 3-31-85
 23 - Baylor (45) vs. Michigan St. (22), CH, 4-5-05
 19 - Louisiana Tech (50) vs. Auburn (31), NSF, 3-31-89
 19 - Connecticut (44) vs. Oklahoma (25), CH, 3-31-02
 18 - Tennessee (51) vs. Georgia (33), NSF, 4-1-95
 18 - Purdue (47) vs. Missouri St. (29), NSF, 3-30-01
 18 - Tennessee (40) vs. Connecticut (22), CH, 4-8-03
 17 - Southern California (51) vs. Georgia (34), NSF, 4-1-83
 17 - Ohio St. (41) vs. Texas Tech (24), CH, NSF, 4-4-93
 15 - Six tied (Most recent: Tennessee (54) vs. Georgia (39), CH, 3-31-96)

MOST ASSISTS (Since 1985)

- 23 - Texas vs. Western Ky., NSF, 3-28-86
 22 - Texas vs. Southern California, CH, 3-30-86
 22 - Stanford vs. Connecticut, NSF, 4-1-95
 21 - Connecticut vs. Stanford, NSF, 4-1-95
 21 - Tennessee vs. Georgia, CH, 3-31-96
 21 - Louisiana Tech vs. North Carolina St., NSF, 3-27-98
 21 - Connecticut vs. Tennessee, CH, 4-2-00
 20 - Duke vs. Georgia, NSF, 3-26-99
 20 - Penn St. vs. Connecticut, NSF, 3-31-00
 20 - Connecticut vs. Tennessee, NSF, 3-29-02

NOTE: Southern California vs. Georgia, NSF, 4-1-83, recorded 23 assists before assists became an official statistic.

MOST BLOCKED SHOTS (Since 1988)

- 11 - Connecticut vs. Tennessee, CH, 4-2-00
 11 - Notre Dame vs. Purdue, CH, 4-1-01
 9 - Tennessee vs. Rutgers, NSF, 3-31-00
 9 - Connecticut vs. Oklahoma, CH, 3-31-02
 7 - Tennessee vs. Auburn, CH, 4-2-89
 7 - Stanford vs. Tennessee, NSF, 3-30-91
 7 - Connecticut vs. Tennessee, NSF, 3-29-96
 7 - Tennessee vs. Arkansas, NSF, 3-27-98
 7 - Louisiana Tech vs. Tennessee, CH, 3-29-98
 7 - Louisiana Tech vs. Purdue, NSF, 3-26-99
 7 - LSU vs. Tennessee, NSF, 4-4-04

NOTE: Louisiana Tech vs. Tennessee, NSF, 3-26-82, Southern California vs. Tennessee, CH, 4-1-84, and Georgia vs. Western Ky., NSF, 3-29-85, recorded nine blocked shots each before blocked shots became an official statistic.

MOST STEALS (Since 1988)

- 18 - Western Ky. vs. Missouri St., NSF, 4-4-92
 17 - North Carolina vs. Purdue, NSF, 4-2-94
 17 - Old Dominion vs. Stanford, NSF, 3-28-97
 16 - Auburn vs. Long Beach St., NSF, 4-1-88
 16 - Old Dominion vs. Tennessee, CH, 3-30-97
 15 - Tennessee vs. Notre Dame, NSF, 3-28-97
 12 - Louisiana Tech vs. Auburn, CH, 4-3-88
 12 - Louisiana Tech vs. North Carolina, CH, 4-3-94
 12 - Tennessee vs. Old Dominion, CH, 3-30-97
 12 - Connecticut vs. Tennessee, CH, 4-2-00
 12 - Oklahoma vs. Connecticut, CH, 3-31-02

MOST TURNOVERS

- 32 - Southern California vs. Georgia, NSF, 4-1-83
- 29 - Missouri St. vs. Western Ky., NSF, 4-4-92
- 29 - Stanford vs. Old Dominion, NSF, 3-28-97
- 28 - Western Ky. vs. Southwest Mo. St., NSF, 4-4-92
- 28 - Purdue vs. North Carolina, NSF, 4-2-94
- 28 - Arkansas vs. Tennessee, NSF, 3-27-98
- 26 - Tennessee vs. Old Dominion, CH, 3-30-97
- 26 - Old Dominion vs. Tennessee, CH, 3-30-97
- 26 - Tennessee vs. Connecticut, CH, 4-2-00
- 23 - Tennessee vs. Virginia, CH, 3-31-91

FEWEST TURNOVERS

- 6 - Auburn vs. Louisiana Tech, NSF, 3-31-89
- 8 - Texas vs. Western Ky., NSF, 3-28-86
- 8 - Purdue vs. Duke, CH, 3-28-99
- 9 - Cheyney vs. Maryland, NSF, 3-26-82
- 9 - Auburn vs. Stanford, CH, 4-1-90
- 9 - Stanford vs. Georgia, NSF, 3-29-96
- 9 - Georgia vs. Duke, NSF, 3-26-99
- 10 - Connecticut vs. Tennessee, CH, 4-6-04
- 11 - Southern California vs. Tennessee, CH, 4-1-84
- 11 - Connecticut vs. Tennessee, CH, 4-8-03
- 11 - Tennessee vs. Connecticut, CH, 4-6-04

MOST PERSONAL FOULS

- 32 - Western Ky. vs. Missouri St., NSF, 4-4-92
- 31 - Louisiana Tech vs. Auburn, NSF, 3-30-90
- 31 - Missouri St. vs. Western Ky., NSF, 4-4-92
- 31 - Stanford vs. Connecticut, NSF, 4-1-95
- 28 - Western Ky. vs. Georgia, NSF, 3-29-85
- 28 - Connecticut vs. Notre Dame, NSF, 3-30-01
- 27 - Texas vs. Southern California, CH, 3-30-86
- 27 - Virginia vs. Tennessee, CH, 3-31-91
- 27 - Western Ky. vs. Stanford, CH, 4-5-92
- 25 - Auburn vs. Stanford, CH, 4-1-90
- 25 - Ohio St. vs. Texas Tech, CH, 4-4-93

FEWEST PERSONAL FOULS

- 8 - Texas Tech vs. Vanderbilt, NSF, 4-3-93
- 10 - Connecticut vs. Tennessee, CH, 4-6-04
- 11 - Louisiana Tech vs. Auburn, CH, 4-3-88
- 11 - Tennessee vs. Maryland, NSF, 3-31-89
- 11 - Purdue vs. Louisiana Tech, NSF, 3-26-99
- 11 - Baylor vs. LSU, NSF, 4-3-05
- 11 - Michigan St. vs. Tennessee, NSF, 4-3-05
- 12 - Louisiana Tech vs. Old Dominion, NSF, 4-1-83
- 12 - Southern California vs. Louisiana Tech, NSF, 3-30-84
- 12 - Southern California vs. Tennessee, NSF, 3-28-86
- 12 - Baylor vs. Michigan St., CH, 4-5-05

MOST PLAYERS DISQUALIFIED

- 4 - Western Ky. vs. Missouri St., NSF, 4-4-92
- 3 - Louisiana Tech vs. Auburn, NSF, 3-30-90
- 3 - Virginia vs. Tennessee, CH, 3-31-91
- 3 - Missouri St. vs. Western Ky., NSF, 4-4-92
- 3 - Virginia vs. Stanford, NSF, 4-4-92
- 2 - 13 tied (Most recent: Old Dominion vs. Tennessee, CH, 3-30-97)

Championship Game Records

Single Game, Individual

MOST POINTS

- 47 - Sheryl Swoopes, Texas Tech vs. Ohio St., 4-4-93
- 28 - Dena Head, Tennessee vs. Virginia, 3-31-91
- 28 - Dawn Staley, Virginia vs. Tennessee, 3-31-91
- 28 - Katie Smith, Ohio St. vs. Texas Tech, 4-4-93
- 28 - Ruth Riley, Notre Dame vs. Purdue, 4-1-01
- 28 - Diana Taurasi, Connecticut vs. Tennessee, 4-8-03
- 27 - Four tied (Most recent: Tamika Catchings, Tennessee vs. Louisiana Tech, 3-29-98)

MOST POINTS IN ONE HALF

- 24 - Sheryl Swoopes, Texas Tech vs. Ohio St., 2nd Half, 4-4-93
- 23 - Sheryl Swoopes, Texas Tech vs. Ohio St., 1st Half, 4-4-93
- 20 - Katie Smith, Ohio St. vs. Texas Tech, 2nd Half, 4-4-93

- 19 - Charlotte Smith, North Carolina vs. Louisiana Tech, 2nd Half, 4-3-94
- 18 - Six tied (Most recent: Ukari Figgs, Purdue vs. Duke, 2nd Half, 3-28-99)

MOST FIELD GOALS MADE

- 16 - Sheryl Swoopes, Texas Tech vs. Ohio St., 4-4-93
- 12 - Erica Westbrooks, Louisiana Tech vs. Auburn, 4-3-88
- 11 - Seven tied (Most recent: Chamique Holdsclaw, Tennessee vs. Louisiana Tech and Tamicha Jackson, Louisiana Tech vs. Tennessee, 3-29-98)

MOST FIELD GOALS ATTEMPTED

- 26 - Dawn Staley, Virginia vs. Tennessee, 3-31-91
- 25 - Tonya Sampson, North Carolina vs. Louisiana Tech, 4-3-94
- 25 - Chamique Holdsclaw, Tennessee vs. Louisiana Tech, 3-29-98
- 25 - Tamicha Jackson, Louisiana Tech vs. Tennessee, 3-29-98
- 24 - Sheryl Swoopes, Texas Tech vs. Ohio St., 4-4-93

HIGHEST FIELD-GOAL PERCENTAGE**(Min. eight made)**

- 88.9% (8-9) - Jennifer White, Louisiana Tech vs. Southern California, 4-3-83
- 70.6% (12-17) - Erica Westbrooks, Louisiana Tech vs. Auburn, 4-3-88
- 69.2% (9-13) - Ruth Riley, Notre Dame vs. Purdue, 4-1-01
- 66.7% (16-24) - Sheryl Swoopes, Texas Tech vs. Ohio St., 4-4-93
- 66.7% (8-12) - Paula McGee, Southern California vs. Louisiana Tech, 4-3-83

MOST THREE-POINT FIELD GOALS MADE

- 6 - Katy Steding, Stanford vs. Auburn, 4-1-90
- 5 - Emily Niemann, Baylor vs. Michigan St., 4-5-05
- 4 - Eight tied (Most recent: Diana Taurasi, Connecticut vs. Tennessee, 4-8-03)

MOST THREE-POINT FIELD GOALS ATTEMPTED

- 15 - Katy Steding, Stanford vs. Auburn, 4-1-90
- 12 - Tamicha Jackson, Louisiana Tech vs. Tennessee, 3-29-98
- 11 - Audrey Burcy, Ohio St. vs. Texas Tech, 4-4-93
- 10 - Aubrey Eblin, Old Dominion vs. Tennessee, 3-30-97
- 10 - Rosalind Ross, Oklahoma vs. Connecticut, 3-31-02

HIGHEST THREE-POINT FIELD-GOAL PERCENTAGE (Min. four made)

- 80.0% (4-5) - Abby Conklin, Tennessee vs. Georgia, 3-31-96
- 80.0% (4-5) - Kellie Jolly, Tennessee vs. Louisiana Tech, 3-29-98
- 66.7% (4-6) - Sheryl Swoopes, Texas Tech vs. Ohio St., 4-4-93
- 62.5% (5-8) - Emily Niemann, Baylor vs. Michigan St., 4-5-05
- 50.0% (4-8) - Jennifer Azzi, Stanford vs. Auburn, 4-1-90
- 50.0% (4-8) - Kim Pehlke, Western Ky. vs. Stanford, 4-5-92

MOST FREE THROWS

- 12 - Cheryl Miller, Southern California vs. Texas, 3-30-86
- 11 - Cheryl Miller, Southern California vs. Louisiana Tech, 4-3-83
- 11 - Sheryl Swoopes, Texas Tech vs. Ohio St., 4-4-93
- 11 - Tamika Catchings, Tennessee vs. Louisiana Tech, 3-29-98
- 10 - Dena Head, Tennessee vs. Virginia, 3-31-91
- 10 - Ruth Riley, Notre Dame vs. Purdue, 4-1-01
- 10 - Swin Cash, Connecticut vs. Oklahoma, 3-31-02

MOST FREE THROWS ATTEMPTED

- 14 - Cheryl Miller, Southern California vs. Louisiana Tech, 4-3-83
- 14 - Dena Head, Tennessee vs. Virginia, 3-31-91
- 14 - Ruth Riley, Notre Dame vs. Purdue, 4-1-01
- 13 - Cheryl Miller, Southern California vs. Texas, 3-30-86
- 13 - Tamika Catchings, Tennessee vs. Louisiana Tech, 3-29-98
- 12 - Liesa Lang, Western Ky. vs. Stanford, 4-5-92
- 12 - Swin Cash, Connecticut vs. Oklahoma, 3-31-02

HIGHEST FREE-THROW PERCENTAGE**(Min. five made)**

- 100.0% (11-11) - Sheryl Swoopes, Texas Tech vs. Ohio St., 4-4-93
- 100.0% (8-8) - Diana Taurasi, Connecticut vs. Tennessee, 4-8-03



Photo courtesy of Virginia Sports Information

Virginia's Dawn Staley is tied for second for most points in a championship game, after scoring 28 against Tennessee in 1991.

- 100.0% (7-7) - Nikki Keyton, Ohio St. vs. Texas Tech, 4-4-93
- 100.0% (6-6) - Mary Ostrowski, Tennessee vs. Southern California, 4-1-84
- 100.0% (6-6) - Tasha Butts, Tennessee vs. Connecticut, 4-6-04
- 100.0% (5-5) - Julie Zeilstra, Stanford vs. Auburn, 4-1-90
- 100.0% (5-5) - Kara Lawson, Tennessee vs. Connecticut, 4-8-03
- 92.3% (12-13) - Cheryl Miller, Southern California vs. Texas, 3-30-86

MOST REBOUNDS

- 23 - Charlotte Smith, North Carolina vs. Louisiana Tech, 4-3-94
- 20 - Tracy Claxton, Old Dominion vs. Georgia, 3-31-85
- 16 - La' Keshia Frett, Georgia vs. Tennessee, 3-31-96
- 15 - Medina Dixon, Old Dominion vs. Georgia, 3-31-85
- 15 - Rachel Hemmer, Stanford vs. Western Ky., 4-5-92

MOST REBOUNDS IN ONE HALF

- 13 - Charlotte Smith, North Carolina vs. Louisiana Tech, 2nd Half, 4-3-94
- 12 - Tracy Claxton, Old Dominion vs. Georgia, 2nd Half, 3-31-85
- 11 - La' Keshia Frett, Georgia vs. Tennessee, 2nd Half, 3-31-96
- 10 - Charlotte Smith, North Carolina vs. Louisiana Tech, 1st Half, 4-3-94
- 9 - Six tied (Most recent: Katie Smith, Ohio St. vs. Texas Tech, 2nd Half, 4-4-93)

MOST ASSISTS (Since 1985)

- 11 - Kellie Jolly, Tennessee vs. Old Dominion, 3-30-97
- 10 - Kamie Ethridge, Texas vs. Southern California, 3-30-86
- 10 - Melissa McCray, Tennessee vs. Auburn, 4-2-89
- 9 - Ruthie Bolton, Auburn vs. Tennessee, 4-2-89
- 9 - LaQuan Stallworth, Louisiana Tech vs. Tennessee, 3-29-98

NOTE: Kim Mulkey, Louisiana Tech vs. Southern California, 4-3-83, recorded 11 assists before assists became an official statistic.

MOST STEALS (Since 1988)

- 8 - Ticha Penicheiro, Old Dominion vs. Tennessee, 3-30-97
- 6 - Erica Westbrooks, Louisiana Tech vs. Auburn, 4-3-88
- 6 - Shea Ralph, Connecticut vs. Tennessee, 4-2-00
- 6 - Niele Ivey, Notre Dame vs. Purdue, 4-1-01
- 5 - Kellie Jolly, Tennessee vs. Old Dominion, 3-30-97
- 5 - Katie Douglas, Purdue vs. Notre Dame, 4-1-01
- 5 - Kristin Haynie, Michigan St. vs. Baylor, 4-5-05

MOST BLOCKED SHOTS (Since 1988)

- 9 - Kelly Schumacher, Connecticut vs. Tennessee, 4-2-00
- 7 - Ruth Riley, Notre Dame vs. Purdue, 4-1-01
- 5 - Sheila Frost, Tennessee vs. Auburn, 4-2-89
- 5 - Ashja Jones, Connecticut vs. Oklahoma, 3-31-02
- 4 - Erica Westbrook, Louisiana Tech vs. Auburn, 4-3-88
- 4 - Vickie Orr, Auburn vs. Tennessee, 4-2-89
- 4 - Teresa Geter, Tennessee vs. Louisiana Tech, 3-29-98

Single Game, Team**MOST POINTS**

- 97 - Texas vs. Southern California (81), 3-30-86
- 93 - Tennessee vs. Louisiana Tech (75), 3-29-98
- 88 - Stanford vs. Auburn (81), 4-1-90
- 84 - Texas Tech vs. Ohio St. (82), 4-4-93
- 84 - Baylor vs. Michigan St. (62), 4-5-05
- 83 - Tennessee vs. Georgia (65), 3-31-96

MOST POINTS IN ONE HALF

- 55 - Tennessee vs. Louisiana Tech, 1st Half, 3-29-98
- 52 - Texas vs. Southern California, 2nd Half, 3-30-86
- 51 - Ohio St. vs. Texas Tech, 2nd Half, 4-4-93
- 47 - Stanford vs. Auburn, 2nd Half, 4-1-90
- 47 - Baylor vs. Michigan St., 2nd Half, 4-5-05

MOST POINTS, BOTH TEAMS

- 178 - Texas (97) vs. Southern California (81), 3-30-86
- 169 - Stanford (88) vs. Auburn (81), 4-1-90
- 168 - Tennessee (93) vs. Louisiana Tech (75), 3-29-98
- 166 - Texas Tech (84) vs. Ohio St. (82), 4-4-93
- 152 - Connecticut (82) vs. Oklahoma (70), 3-31-02

MOST POINTS, BOTH TEAMS, ONE HALF

- 98 - Texas (52) vs. Southern California (46), 2nd Half, 3-30-86
- 95 - Ohio St. (51) vs. Texas Tech (44), 2nd Half, 4-4-93
- 87 - Stanford (47) vs. Auburn (40), 2nd Half, 4-1-90
- 87 - Tennessee (55) vs. Louisiana Tech (32), 1st Half, 3-29-98
- 84 - Baylor (47) vs. Michigan St. (37), 2nd Half, 4-5-05

FEWEST POINTS

- 44 - Louisiana Tech vs. Tennessee, 3-29-87
- 45 - Duke vs. Purdue, 3-28-99
- 52 - Tennessee vs. Connecticut, 4-2-00
- 54 - Auburn vs. Louisiana Tech, 4-3-88
- 56 - Louisiana Tech vs. Auburn, 4-3-88

FEWEST POINTS IN ONE HALF

- 17 - Purdue vs. Duke, 1st Half, 3-28-99
- 19 - Louisiana Tech vs. Auburn, 1st Half, 4-3-88
- 19 - Tennessee vs. Connecticut, 1st Half, 4-2-00
- 20 - Louisiana Tech vs. Tennessee, 2nd Half, 3-29-87
- 22 - Old Dominion vs. Tennessee, 1st Half, 3-30-97
- 22 - Duke vs. Purdue, 1st Half, 3-28-99

FEWEST POINTS, BOTH TEAMS

- 107 - Purdue (62) vs. Duke (45), 3-28-99
- 110 - Louisiana Tech (56) vs. Auburn (54), 4-3-88
- 111 - Tennessee (67) vs. Louisiana Tech (44), 3-29-87
- 119 - North Carolina (60) vs. Louisiana Tech (59), 4-3-94
- 123 - Connecticut (71) vs. Tennessee (52), 4-2-00

FEWEST POINTS, BOTH TEAMS, ONE HALF

- 39 - Duke (22) vs. Purdue (17), 1st Half, 3-28-99
- 50 - Auburn (31) vs. Louisiana Tech (19), 1st Half, 4-3-88
- 51 - Connecticut (32) vs. Tennessee (19), 1st Half, 4-2-00
- 53 - Tennessee (27) vs. Virginia (26), 1st Half, 3-31-91
- 54 - Tennessee (28) vs. Southern California (26), 1st Half, 4-1-84
- 54 - Tennessee (34) vs. Louisiana Tech (20), 2nd Half, 3-29-87
- 54 - Connecticut (30) vs. Tennessee (24), 1st Half, 4-6-04

LARGEST WINNING MARGIN

- 23 - Tennessee (67) vs. Louisiana Tech (44), 3-29-87
- 22 - Baylor (84) vs. Michigan St. (62), 4-5-05
- 19 - Connecticut (71) vs. Tennessee (52), 4-2-00
- 18 - Tennessee (83) vs. Georgia (65), 3-31-96
- 18 - Tennessee (93) vs. Louisiana Tech (75), 3-29-98
- 17 - Purdue (62) vs. Duke (45), 3-28-99
- 16 - Three tied [Most recent: Stanford (78) vs. Western Ky. (62), 4-5-92]

SMALLEST WINNING MARGIN

- 1 - North Carolina (60) vs. Louisiana Tech (59), 4-3-94
- 2 - Southern California (69) vs. Louisiana Tech (67), 4-3-83
- 2 - Louisiana Tech (56) vs. Auburn (54), 4-3-88
- 2 - Texas Tech (84) vs. Ohio St. (82), 4-4-93
- 2 - Notre Dame (68) vs. Purdue (66), 4-1-01
- 3 - Tennessee (70) vs. Virginia (67), 3-31-91

LARGEST MARGIN OVERCOME

- 14 - Louisiana Tech (56) vs. Auburn (54), 4-3-88 (Louisiana Tech trailed, 37-23, with 15:21 left in the game.)
- 13 - Southern California (69) vs. Louisiana Tech (67), 4-3-83 (Southern California trailed, 35-22, with 3:04 left in the first half.)
- 9 - Old Dominion (70) vs. Georgia (65), 3-31-85 (Old Dominion trailed, 31-22, with 2:18 left in the first half.)
- 9 - Stanford (88) vs. Auburn (81), 4-1-90 (Stanford trailed, 41-32, with 1:47 left in the first half.)
- 9 - Connecticut (70) vs. Tennessee (64), 4-2-95 (Connecticut trailed, 43-34, with 18:43 left in the game.)

MOST FIELD GOALS

- 40 - Texas vs. Southern California, 3-30-86
- 35 - Tennessee vs. Louisiana Tech, 3-29-98
- 32 - Tennessee vs. Georgia, 3-31-96
- 32 - Louisiana Tech vs. Tennessee, 3-29-98
- 31 - Southern California vs. Tennessee, 4-1-84
- 31 - Connecticut vs. Tennessee, 4-2-00

FEWEST FIELD GOALS

- 16 - Louisiana Tech vs. Tennessee, 3-29-87
- 16 - Tennessee vs. Connecticut, 4-2-00
- 18 - Duke vs. Purdue, 3-28-99
- 21 - Auburn vs. Louisiana Tech, 4-3-88
- 21 - North Carolina vs. Louisiana Tech, 4-3-94
- 21 - Purdue vs. Duke, 3-28-99

MOST FIELD GOALS ATTEMPTED

- 76 - Old Dominion vs. Georgia, 3-31-85
- 73 - Tennessee vs. Georgia, 3-31-96
- 73 - Louisiana Tech vs. Tennessee, 3-29-98
- 71 - Western Ky. vs. Stanford, 4-5-92
- 71 - Georgia vs. Tennessee, 3-31-96

FEWEST FIELD GOALS ATTEMPTED

- 48 - Louisiana Tech vs. Tennessee, 3-29-87
- 49 - Tennessee vs. Old Dominion, 3-30-97
- 49 - Connecticut vs. Tennessee, 4-8-03
- 51 - Auburn vs. Louisiana Tech, 4-3-88
- 51 - Tennessee vs. Connecticut, 4-2-00
- 51 - Connecticut vs. Tennessee, 4-6-04

HIGHEST FIELD-GOAL PERCENTAGE

- 59.2% (29-49) - Tennessee vs. Old Dominion, 3-30-97
- 58.8% (40-68) - Texas vs. Southern California, 3-30-86
- 55.6% (30-54) - Louisiana Tech vs. Cheyney, 3-28-82
- 54.7% (29-53) - Texas Tech vs. Ohio St., 4-4-93
- 52.6% (30-57) - Connecticut vs. Oklahoma, 3-31-02

LOWEST FIELD-GOAL PERCENTAGE

- 29.6% (21-71) - Western Ky. vs. Stanford, 4-5-92
- 31.4% (16-51) - Tennessee vs. Connecticut, 4-2-00
- 32.7% (18-55) - Duke vs. Purdue, 3-28-99
- 33.3% (16-48) - Louisiana Tech vs. Tennessee, 3-29-87
- 34.4% (21-61) - North Carolina vs. Louisiana Tech, 4-3-94

MOST THREE-POINT FIELD GOALS

- 11 - Stanford vs. Auburn, 4-1-90
- 10 - Connecticut vs. Tennessee, 4-8-03
- 8 - Oklahoma vs. Connecticut, 3-31-02
- 7 - Western Ky. vs. Stanford, 4-5-92
- 7 - Texas Tech vs. Ohio St., 4-4-93
- 7 - Ohio St. vs. Texas Tech, 4-4-93
- 7 - Purdue vs. Notre Dame, 4-1-01
- 7 - Connecticut vs. Tennessee, 4-6-04

FEWEST THREE-POINT FIELD GOALS

- 0 - Louisiana Tech vs. Auburn, 4-3-88
- 0 - Tennessee vs. Auburn, 4-2-89
- 0 - Auburn vs. Tennessee, 4-2-89
- 0 - Tennessee vs. Virginia, 3-31-91
- 0 - Connecticut vs. Oklahoma, 3-31-02

MOST THREE-POINT FIELD GOALS ATTEMPTED

- 26 - Stanford vs. Auburn, 4-1-90
- 24 - Georgia vs. Tennessee, 3-31-96
- 22 - Ohio St. vs. Texas Tech, 4-4-93

- 21 - Duke vs. Purdue, 3-28-99
- 21 - Connecticut vs. Tennessee, 4-8-03

FEWEST THREE-POINT FIELD GOALS ATTEMPTED

- 0 - Tennessee vs. Auburn, 4-2-89
- 1 - Louisiana Tech vs. Auburn, 4-3-88

HIGHEST THREE-POINT FIELD-GOAL PERCENTAGE (Min. four made)

- 57.1% (4-7) - Tennessee vs. Connecticut, 4-2-00
- 50.0% (7-14) - Connecticut vs. Tennessee, 4-6-04
- 50.0% (6-12) - Auburn vs. Stanford, 4-1-90
- 50.0% (6-12) - Baylor vs. Michigan St., 4-5-05
- 50.0% (4-8) - Virginia vs. Tennessee, 3-31-91

LOWEST THREE-POINT FIELD-GOAL PERCENTAGE

- 0.0% (0-9) - Connecticut vs. Oklahoma, 3-31-02
- 0.0% (0-4) - Auburn vs. Tennessee, 4-2-89
- 0.0% (0-3) - Tennessee vs. Virginia, 3-31-91
- 0.0% (0-1) - Louisiana Tech vs. Auburn, 4-3-88
- 7.7% (1-13) - Purdue vs. Duke, 3-28-99
- 10.0% (1-10) - Notre Dame vs. Purdue, 4-1-01

MOST FREE THROWS

- 31 - Stanford vs. Western Ky., 4-5-92
- 23 - Southern California vs. Texas, 3-30-86
- 22 - Tennessee vs. Virginia, 3-31-91
- 22 - Connecticut vs. Oklahoma, 3-31-02
- 21 - Stanford vs. Auburn, 4-1-90

FEWEST FREE THROWS

- 4 - Louisiana Tech vs. Auburn, 4-3-88
- 4 - Duke vs. Purdue, 3-28-99
- 5 - Louisiana Tech vs. Tennessee, 3-29-98
- 6 - Cheyney vs. Louisiana Tech, 3-28-82
- 6 - Georgia vs. Tennessee, 3-31-96

MOST FREE THROWS ATTEMPTED

- 37 - Stanford vs. Western Ky., 4-5-92
- 35 - Tennessee vs. Virginia, 3-31-91
- 31 - Stanford vs. Auburn, 4-1-90
- 29 - Southern California vs. Texas, 3-30-86
- 28 - Purdue vs. Duke, 3-28-99

FEWEST FREE THROWS ATTEMPTED

- 6 - Duke vs. Purdue, 3-28-99
- 7 - Cheyney vs. Louisiana Tech, 3-28-82
- 8 - Louisiana Tech vs. Auburn, 4-3-88
- 8 - Georgia vs. Tennessee, 3-31-96
- 9 - Tennessee vs. Southern California, 4-1-84

HIGHEST FREE-THROW PERCENTAGE (Min. nine made)

- 100.0% (9-9) - Tennessee vs. Southern California, 4-1-84
- 88.0% (22-25) - Connecticut vs. Oklahoma, 3-31-02
- 86.4% (19-22) - Ohio St. vs. Texas Tech, 4-4-93
- 83.8% (31-37) - Stanford vs. Western Ky., 4-5-92
- 82.6% (19-23) - Texas Tech vs. Ohio St., 4-4-93

LOWEST FREE-THROW PERCENTAGE

- 36.8% (7-19) - Virginia vs. Tennessee, 3-31-91
- 50.0% (5-10) - Louisiana Tech vs. Tennessee, 3-29-98
- 50.0% (4-8) - Louisiana Tech vs. Auburn, 4-3-88
- 53.3% (8-15) - Connecticut vs. Tennessee, 4-2-00
- 53.8% (7-13) - Tennessee vs. Old Dominion, 3-30-97

MOST REBOUNDS

- 57 - Old Dominion vs. Georgia, 3-31-85
- 54 - Tennessee vs. Georgia, 3-31-96
- 51 - Stanford vs. Western Ky., 4-5-92
- 49 - Stanford vs. Auburn, 4-1-90
- 49 - Tennessee vs. Virginia, 3-31-91

FEWEST REBOUNDS

- 22 - Connecticut vs. Tennessee, 4-8-03
- 22 - Michigan St. vs. Baylor, 4-5-05
- 24 - Texas Tech vs. Ohio St., 4-4-93
- 25 - Oklahoma vs. Connecticut, 3-31-02
- 29 - Southern California vs. Louisiana Tech, 4-3-88
- 29 - Tennessee vs. Old Dominion, 3-30-97

LARGEST REBOUND MARGIN

- 27 - Old Dominion (57) vs. Georgia (30), 3-31-85
- 23 - Baylor (45) vs. Michigan St. (22), 4-5-05
- 19 - Connecticut (44) vs. Oklahoma (25), 3-31-02
- 18 - Tennessee (40) vs. Connecticut (22), 4-8-03
- 17 - Ohio St. (41) vs. Texas Tech (24), 4-4-93
- 15 - Tennessee (45) vs. Auburn (30), 4-2-89
- 15 - Tennessee (54) vs. Georgia (39), 3-31-96

MOST ASSISTS (Since 1985)

- 22 - Texas vs. Southern California, 3-30-86
- 21 - Tennessee vs. Georgia, 3-31-96
- 21 - Connecticut vs. Tennessee, 4-2-00
- 18 - Tennessee vs. Old Dominion, 3-30-97
- 17 - Ohio St. vs. Texas Tech, 4-4-93

- 17 - Louisiana Tech vs. Tennessee, 3-29-98
- 17 - Baylor vs. Michigan St., 4-5-05

MOST BLOCKED SHOTS (SINCE 1988)

- 11 - Connecticut vs. Tennessee, 4-2-00
- 11 - Notre Dame vs. Purdue, 4-1-01
- 9 - Connecticut vs. Oklahoma, 3-31-02
- 7 - Tennessee vs. Auburn, 4-2-89
- 7 - Louisiana Tech vs. Tennessee, 3-29-98

NOTE: Southern California vs. Tennessee, 4-1-84, recorded nine blocked shots before blocked shots became an official statistic.

MOST STEALS (Since 1988)

- 16 - Old Dominion vs. Tennessee, 3-30-97
- 12 - Louisiana Tech vs. Auburn, 4-3-88
- 12 - Louisiana Tech vs. North Carolina, 4-3-94
- 12 - Tennessee vs. Old Dominion, 3-30-97
- 12 - Connecticut vs. Tennessee, 4-2-00
- 12 - Oklahoma vs. Connecticut, 3-31-02

MOST TURNOVERS

- 26 - Tennessee vs. Old Dominion, 3-30-97
- 26 - Old Dominion vs. Tennessee, 3-30-97
- 26 - Tennessee vs. Connecticut, 4-2-00
- 23 - Tennessee vs. Virginia, 3-31-91
- 21 - North Carolina vs. Louisiana Tech, 4-3-94
- 21 - Connecticut vs. Oklahoma, 3-31-02

FEWEST TURNOVERS

- 8 - Purdue vs. Duke, 3-28-99
- 9 - Auburn vs. Stanford, 4-1-90
- 10 - Connecticut vs. Tennessee, 4-6-04
- 11 - Southern California vs. Tennessee, 4-1-84
- 11 - Connecticut vs. Tennessee, 4-8-03
- 11 - Tennessee vs. Connecticut, 4-6-04

MOST PERSONAL FOULS

- 27 - Texas vs. Southern California, 3-30-86
- 27 - Virginia vs. Tennessee, 3-31-91
- 27 - Western Ky. vs. Stanford, 4-5-92
- 25 - Auburn vs. Stanford, 4-1-90
- 25 - Ohio St. vs. Texas Tech, 4-4-93

FEWEST PERSONAL FOULS

- 10 - Connecticut vs. Tennessee, 4-6-04
- 11 - Louisiana Tech vs. Auburn, 4-3-88
- 12 - Baylor vs. Michigan St., 4-5-05
- 13 - Stanford vs. Western Ky., 4-5-92
- 13 - Tennessee vs. Georgia, 3-31-96
- 13 - Tennessee vs. Old Dominion, 3-30-97
- 13 - Tennessee vs. Louisiana Tech, 3-29-98

MOST PLAYERS DISQUALIFIED

- 3 - Virginia vs. Tennessee, 3-31-91
- 2 - Seven tied (Most recent: Old Dominion vs. Tennessee, 3-30-97)

Semifinals Game Records

Record later vacated by (*)

Single Game, Individual

MOST POINTS

- 37 - Chasity Melvin, North Carolina St. vs. Louisiana Tech, 3-27-98
- 35 - Mary Ostrowski, Tennessee vs. Cheyney, 3-30-84
- 32 - Clarissa Davis, Texas vs. Louisiana Tech, 3-28-86
- 31 - Sheryl Swoopes, Texas Tech vs. Vanderbilt, 4-3-93
- 31 - Kara Wolters, Connecticut vs. Stanford, 4-1-95
- 31 - Chamique Holdsclaw, Tennessee vs. Notre Dame, 3-28-97
- 30 - Venus Lacy, Louisiana Tech vs. Auburn, 3-31-89
- 30 - Kim Pehlke, Western Ky. vs. Missouri St., 4-4-92
- 29 - Teresa Edwards, Georgia vs. Western Ky., 3-29-85
- 29 - Alana Beard, Duke vs. Tennessee, 4-6-03

MOST POINTS IN ONE HALF

- 22 - Margaret Diaz, Cheyney vs. Tennessee, 2nd Half, 3-30-84
- 22 - Clarissa Davis, Texas vs. Western Ky., 2nd Half, 3-28-86
- 22 - Kim Pehlke, Western Ky. vs. Missouri St., 2nd Half, 4-4-92
- 21 - Kate Starbird, Stanford vs. Old Dominion, 1st Half, 3-28-97

- 21 - Chasity Melvin, North Carolina St. vs. Louisiana Tech, 2nd Half, 3-27-98

MOST FIELD GOALS MADE

- 14 - Venus Lacy, Louisiana Tech vs. Auburn, 3-31-89
- 14 - Chasity Melvin, North Carolina St. vs. Louisiana Tech, 3-27-98
- 13 - Mary Ostrowski, Tennessee vs. Cheyney, 3-30-84
- 13 - Chamique Holdsclaw, Tennessee vs. Notre Dame, 3-28-97
- 12 - Clarissa Davis, Texas vs. Western Ky., 3-28-86
- 12 - Heidi Gillingham, Vanderbilt vs. Texas Tech, 4-3-93
- 12 - Alana Beard, Duke vs. Tennessee, 4-6-03

MOST FIELD GOALS ATTEMPTED

- 27 - Margaret Diaz, Cheyney vs. Tennessee, 3-30-84
- 27 - Yolanda Laney, Cheyney vs. Tennessee, 3-30-84
- 26 - Chasity Melvin, North Carolina St. vs. Louisiana Tech, 3-27-98
- 26 - Seimone Augustus, LSU vs. Baylor, 4-3-05
- 25 - Penny Toler, Long Beach St. vs. Tennessee, 3-27-87
- 25 - Deanna Tate, Maryland vs. Tennessee, 3-31-89
- 25 - Chamique Holdsclaw, Tennessee vs. Notre Dame, 3-28-97

HIGHEST FIELD-GOAL PERCENTAGE

(Min. eight made)

- 83.3% (10-12) - Katrina McClain, Georgia vs. Western Ky., 3-29-85
- 80.0% (8-10) - Nyree Roberts, Old Dominion vs. Stanford, 3-28-97
- 76.9% (10-13) - Janice Lawrence, Louisiana Tech vs. Southern California, 3-30-84
- 72.7% (8-11) - Marion Jones, North Carolina vs. Purdue, 4-2-94
- 72.7% (8-11) - Tracy Henderson, Georgia vs. Stanford, 3-29-96

MOST THREE-POINT FIELD GOALS MADE

- 5 - Ukari Figgs, Purdue vs. Louisiana Tech, 3-26-99
- 5 - Sue Bird, Connecticut vs. Penn St., 3-31-00
- 4 - 14 tied (Most recent: Lindsay Bowen, Michigan St. vs. Tennessee, 4-3-05)

MOST THREE-POINT FIELD GOALS ATTEMPTED

- 11 - Sue Bird, Connecticut vs. Notre Dame, 3-30-01
- 11 - Diana Taurasi, Connecticut vs. Notre Dame, 3-30-01
- 11 - Diana Taurasi, Connecticut vs. Texas, 4-6-03
- 10 - Wendy Davis, Connecticut vs. Virginia, 3-30-91
- 10 - Kedra Holland, Georgia vs. Tennessee, 4-1-95
- 10 - Kate Paye, Stanford vs. Connecticut, 4-1-95

HIGHEST THREE-POINT FIELD-GOAL PERCENTAGE (Min. four made)

- 80.0% (4-5) - Nykeshia Sales, Connecticut vs. Tennessee, 3-29-96
- 80.0% (4-5) - Sue Bird, Connecticut vs. Notre Dame, 3-30-01
- 71.4% (5-7) - Ukari Figgs, Purdue vs. Louisiana Tech, 3-26-99
- 71.4% (5-7) - Sue Bird, Connecticut vs. Penn St., 3-31-00
- 66.7% (4-6) - Betsy Harris, Alabama vs. Louisiana Tech, 4-2-94

MOST FREE THROWS MADE

- 12 - Pam Kelly, Louisiana Tech vs. Tennessee, 3-26-82
- 11 - Tonya Edwards, Tennessee vs. Long Beach St., 3-27-87
- 11 - Carolyn Jones, Auburn vs. Louisiana Tech, 3-30-90
- 11 - Kim Pehlke, Western Ky. vs. Missouri St., 4-4-92
- 10 - Val Whiting, Stanford vs. Virginia, 4-4-92
- 10 - Gwen Jackson, Tennessee vs. Duke, 4-6-03

MOST FREE THROWS ATTEMPTED

- 15 - Chasity Melvin, North Carolina St. vs. Louisiana Tech, 3-27-98
- 14 - Pam Kelly, Louisiana Tech vs. Tennessee, 3-26-82
- 14 - Venus Lacy, Louisiana Tech vs. Auburn, 3-30-90
- 13 - Five tied (Most recent: Kara Wolters, Connecticut vs. Stanford, 4-1-95)

HIGHEST FREE-THROW PERCENTAGE

(Min. six made)

- 100.0% (9-9) - Mary Ostrowski, Tennessee vs. Cheyney, 3-30-84
- 100.0% (9-9) - Tonya Baucom, Missouri St. vs. Western Ky., 4-4-92
- 100.0% (9-9) - Saudia Roundtree, Georgia vs. Stanford, 3-29-96

- 100.0% (8-8) - Ruthie Bolton, Auburn vs. Long Beach St., 4-1-88
- 100.0% (8-8) - Kristin Folk, Stanford vs. Old Dominion, 3-28-97
- 100.0% (8-8) - Kate Starbird, Stanford vs. Old Dominion, 3-28-97
- 100.0% (8-8) - Kathryn Gaither, Notre Dame vs. Tennessee, 3-28-97
- 100.0% (8-8) - Niele Ivey, Notre Dame vs. Connecticut, 3-30-01

MOST REBOUNDS

- 18 - Clarissa Davis, Texas vs. Western Ky., 3-28-86
- 18 - Cindy Brown, Long Beach St. vs. Tennessee, 3-27-87
- 18 - Racquel Spurlock, Louisiana Tech vs. Alabama, 4-2-94
- 17 - Tracy Claxton, Old Dominion vs. La.-Monroe, 3-29-85
- 17 - Yolanda Watkins, Alabama vs. Louisiana Tech, 4-2-94
- 17 - Kelly Schumacher, Connecticut vs. Notre Dame, 3-30-01

MOST REBOUNDS IN ONE HALF

- 14 - Clarissa Davis, Texas vs. Western Ky., 2nd Half, 3-28-86
- 13 - Yolanda Watkins, Alabama vs. Louisiana Tech, 2nd Half, 4-2-94
- 12 - Cindy Brown, Long Beach St. vs. Tennessee, 2nd Half, 3-27-87
- 11 - Venus Lacy, Louisiana Tech vs. Auburn, 2nd Half, 3-30-90
- 11 - Racquel Spurlock, Louisiana Tech vs. Alabama, 1st Half, 4-2-94

MOST ASSISTS (Since 1985)

- 11 - Teresa Weatherspoon, Louisiana Tech vs. Texas, 3-27-87
- 10 - Kamie Ethridge, Texas vs. Western Ky., 3-28-86
- 10 - Michelle Marciniak, Tennessee vs. Georgia, 4-1-95
- 9 - Six tied (Most recent: Helen Darling, Penn St. vs. Connecticut, 3-31-00)

NOTE: Rhonda Windham, Southern California vs. Georgia, 4-1-83, recorded 14 assists before assists became an official statistic.

MOST STEALS (Since 1988)

- 10 - Ruthie Bolton, Auburn vs. Long Beach St., 4-1-88
- 8 - Averill Roberts, Ohio St. vs. Iowa, 4-3-93
- 6 - Marion Jones, North Carolina vs. Purdue, 4-2-94
- 5 - Eight tied (Most recent: Niele Ivey, Notre Dame vs. Connecticut, 3-30-01)



Clarissa Davis of Texas set the national semifinals record for rebounds with 18 in 1986 against Western Kentucky, and then added 14 more in the championship game versus Southern California.

Photo courtesy of Texas Sports Information

MOST BLOCKED SHOTS (Since 1988)

- 7 - Michelle Snow, Tennessee vs. Rutgers, 3-31-00
- 6 - Kara Wolters, Connecticut vs. Tennessee, 3-29-96
- 5 - Teresa Geter, Tennessee vs. Arkansas, 3-27-98
- 5 - Ruth Riley, Notre Dame vs. Connecticut, 3-30-01
- 4 - Six tied (Most recent: Sylvia Fowles, LSU vs. Baylor, 4-3-05)

NOTE: Katrina McClain, Georgia vs. Western Ky., 3-29-85, recorded seven blocked shots before blocked shots became an official statistic.

Single Game, Team

MOST POINTS

- 91 - Georgia vs. Western Ky. (78), 3-29-85
- 90 - Texas vs. Western Ky. (65), 3-28-86
- 90 - Notre Dame vs. Connecticut (75), 3-30-01
- 89 - North Carolina vs. Purdue (74), 4-2-94
- 89 - Connecticut vs. Penn St. (67), 3-31-00

MOST POINTS IN ONE HALF

- 57 - Georgia vs. Western Ky., 2nd Half, 3-29-85
- 53 - Notre Dame vs. Connecticut, 2nd Half, 3-30-01
- 52 - Connecticut vs. Penn St., 2nd Half, 3-31-00
- 51 - Texas vs. Western Ky., 2nd Half, 3-28-86
- 51 - Western Ky. vs. Missouri St., 2nd Half, 4-4-92
- 51 - Tennessee vs. Notre Dame, 2nd Half, 3-28-97

MOST POINTS, BOTH TEAMS

- 171 - Tennessee (88) vs. Connecticut (83), 3-29-96
- 169 - Georgia (91) vs. Western Ky. (78), 3-29-85
- 165 - Old Dominion (83) vs. Stanford (82), 3-28-97
- 165 - Notre Dame (90) vs. Connecticut (75), 3-30-01
- 163 - North Carolina (89) vs. Purdue (74), 4-2-94

MOST POINTS, BOTH TEAMS, ONE HALF

- 101 - Georgia (57) vs. Western Ky. (44), 2nd Half, 3-29-85
- 98 - Western Ky. (51) vs. Missouri St. (47), 2nd Half, 4-4-92
- 91 - Connecticut (52) vs. Penn St. (39), 2nd Half, 3-31-00
- 90 - Cheyney (45) vs. Tennessee (45), 2nd Half, 3-30-84
- 89 - Tennessee (51) vs. Notre Dame (38), 2nd Half, 3-28-97
- 89 - Oklahoma (46) vs. Duke (43), 2nd Half, 3-29-02

FEWEST POINTS

- 46 - Tennessee vs. Louisiana Tech (69), 3-26-82
- 46 - Vanderbilt vs. Texas Tech (60), 4-3-93
- 47 - La.-Monroe vs. Old Dominion (57), 3-29-85
- 50 - LSU vs. Tennessee (52), 4-4-04
- 51 - Georgia vs. Tennessee (73), 4-1-95

FEWEST POINTS IN ONE HALF

- 19 - Tennessee vs. LSU (25), 1st Half, 4-4-04
- 20 - Vanderbilt vs. Texas Tech (32), 2nd Half, 4-3-93
- 20 - Stanford vs. Connecticut (44), 1st Half, 4-1-95
- 21 - Tennessee vs. Louisiana Tech (30), 2nd Half, 3-26-82
- 21 - Tennessee vs. Stanford (28), 1st Half, 3-30-91

FEWEST POINTS, BOTH TEAMS

- 102 - Tennessee (52) vs. LSU (50), 4-4-04
- 104 - Old Dominion (57) vs. La.-Monroe (47), 3-29-85
- 106 - Texas Tech (60) vs. Vanderbilt (46), 4-3-93
- 115 - Louisiana Tech (69) vs. Tennessee (46), 3-26-82
- 116 - Virginia (61) vs. Connecticut (55), 3-30-91

FEWEST POINTS, BOTH TEAMS, ONE HALF

- 44 - LSU (25) vs. Tennessee (19), 1st Half, 4-4-04
- 49 - Stanford (28) vs. Tennessee (21), 1st Half, 3-30-91
- 51 - Louisiana Tech (30) vs. Tennessee (21), 1st Half, 3-26-82
- 52 - Old Dominion (27) vs. La.-Monroe (25), 1st Half, 3-29-85
- 52 - Old Dominion (30) vs. La.-Monroe (22), 2nd Half, 3-29-85
- 52 - Texas Tech (32) vs. Vanderbilt (20), 2nd Half, 4-3-93

LARGEST WINNING MARGIN

- 28 - Tennessee (86) vs. Arkansas (58), 3-27-98
- 27 - Connecticut (87) vs. Stanford (60), 4-1-95
- 25 - Texas (90) vs. Western Ky. (65), 3-28-86
- 24 - Southern California (83) vs. Tennessee (59), 3-28-86
- 23 - Louisiana Tech (69) vs. Tennessee (46), 3-26-82
- 23 - Connecticut (79) vs. Tennessee (56), 3-31-02

SMALLEST WINNING MARGIN

- 1 - Stanford (66) vs. Virginia (65), 4-4-92
- 1 - Ohio St. (73) vs. Iowa (72) (ot), 4-3-93
- 1 - Old Dominion (83) vs. Stanford (82) (ot), 3-28-97
- 2 - Connecticut (71) vs. Texas (69), 4-6-03
- 2 - Tennessee (52) vs. Connecticut (50), 4-4-04

LARGEST MARGIN OVERCOME

- 16 - Notre Dame (90) vs. Connecticut (75), 3-30-01 (Notre Dame trailed, 47-31, with 2:02 remaining in the first half.)
- 16 - Michigan St. (68) vs. Tennessee (64), 4-3-05 (Michigan St. trailed, 47-31, with 16:03 remaining in the game.)
- 15 - Old Dominion (83) vs. Stanford (82) (ot), 3-28-97 (Old Dominion trailed, 31-16, with 7:48 remaining in the first half.)
- 15 - Baylor (68) vs. LSU (57), 4-3-05 (Baylor trailed, 24-9, with 7:42 remaining in the first half.)
- 9 - Connecticut (71) vs. Texas (69), 4-6-03 (Connecticut trailed, 50-41, with 12:25 remaining in the game.)

MOST FIELD GOALS

- 37 - Southern California vs. Georgia, 4-1-83
- 36 - Texas vs. Western Ky., 3-28-86
- 35 - Louisiana Tech vs. Texas, 3-27-87
- 35 - North Carolina vs. Purdue, 4-2-94
- 35 - Old Dominion vs. Stanford, 3-28-97

FEWEST FIELD GOALS

- 16 - Tennessee vs. Louisiana Tech, 3-26-82
- 18 - Arkansas vs. Tennessee, 3-27-98
- 18 - Tennessee vs. LSU, 4-4-04
- 19 - Tennessee vs. Rutgers, 3-31-00
- 19 - LSU vs. Tennessee, 4-4-04

MOST FIELD GOALS ATTEMPTED

- 82 - Cheyney vs. Tennessee, 3-30-84
- 82 - Western Ky. vs. Georgia, 3-29-85
- 81 - Stanford vs. Connecticut, 4-1-95
- 77 - Connecticut vs. Notre Dame, 3-30-01
- 76 - Tennessee vs. Southern California, 3-28-86

FEWEST FIELD GOALS ATTEMPTED

- 47 - Old Dominion vs. Louisiana Tech, 4-1-83
- 49 - Tennessee vs. Rutgers, 3-31-00
- 50 - Louisiana Tech vs. Southern California, 3-30-84
- 50 - Missouri St. vs. Western Ky., 4-4-92
- 50 - Texas Tech vs. Vanderbilt, 4-3-93
- 50 - Connecticut vs. Stanford, 4-1-95
- 50 - LSU vs. Tennessee, 4-4-04
- 50 - Tennessee vs. LSU, 4-4-04

HIGHEST FIELD-GOAL PERCENTAGE

- 58.5% (31-53) - Georgia vs. Western Ky., 3-29-85
- 58.3% (35-60) - Louisiana Tech vs. Texas, 3-27-87
- 56.1% (37-66) - Southern California vs. Georgia, 4-1-83
- 53.0% (35-66) - North Carolina vs. Purdue, 4-2-94
- 51.6% (33-64) - Georgia vs. Stanford, 3-29-96

LOWEST FIELD-GOAL PERCENTAGE

- 28.4% (21-74) - La.-Monroe vs. Old Dominion, 3-29-85
- 30.2% (16-53) - Tennessee vs. Louisiana Tech, 3-26-82
- 30.5% (18-59) - Arkansas vs. Tennessee, 3-27-98
- 30.9% (25-81) - Stanford vs. Connecticut, 4-1-95
- 31.4% (22-70) - Tennessee vs. Connecticut, 3-29-02

MOST THREE-POINT FIELD GOALS

- 9 - Duke vs. Georgia, 3-26-99
- 9 - Oklahoma vs. Duke, 3-29-02
- 8 - Notre Dame vs. Connecticut, 3-30-01
- 7 - Stanford vs. Connecticut, 4-1-95
- 7 - Connecticut vs. Tennessee, 3-29-96
- 7 - Purdue vs. Louisiana Tech, 3-26-99
- 7 - Connecticut vs. Tennessee, 3-29-02
- 7 - Texas vs. Connecticut, 4-6-03
- 7 - Michigan St. vs. Tennessee, 4-3-05

FEWEST THREE-POINT FIELD GOALS

- 0 - Auburn vs. Long Beach St., 4-1-88
- 0 - Auburn vs. Louisiana Tech, 3-31-89
- 0 - Tennessee vs. Maryland, 3-31-89
- 0 - Virginia vs. Stanford, 4-4-92
- 0 - LSU vs. Tennessee, 4-4-04

MOST THREE-POINT FIELD GOALS ATTEMPTED

- 27 - Stanford vs. Connecticut, 4-1-95
- 26 - Vanderbilt vs. Texas Tech, 4-3-93
- 26 - Oklahoma vs. Duke, 3-29-02
- 23 - Louisiana Tech vs. Auburn, 3-30-90
- 20 - Duke vs. Oklahoma, 3-29-02

FEWEST THREE-POINT FIELD GOALS ATTEMPTED

- 0 - Auburn vs. Louisiana Tech, 3-31-89
- 0 - Tennessee vs. Maryland, 3-31-89
- 2 - Iowa vs. Ohio St., 4-3-93
- 3 - Five tied (Most recent: LSU vs. Tennessee, 4-4-04)

HIGHEST THREE-POINT FIELD-GOAL PERCENTAGE (Min. five made)

- 72.7% (8-11) - Notre Dame vs. Connecticut, 3-30-01
- 62.5% (5-8) - Stanford vs. Virginia, 3-30-90
- 56.3% (9-16) - Duke vs. Georgia, 3-26-99
- 50.0% (6-12) - Connecticut vs. Penn St., 3-31-00
- 46.7% (7-15) - Michigan St. vs. Tennessee, 4-3-05

LOWEST THREE-POINT FIELD-GOAL PERCENTAGE (Min. 10 att.)

- 0.0% (0-11) - Virginia vs. Stanford, 4-4-92
- 8.3% (1-12) - Old Dominion vs. Stanford, 3-28-97
- 11.5% (3-26) - Vanderbilt vs. Texas Tech, 4-3-93
- 11.8% (2-17) - Stanford vs. Georgia, 3-29-96
- 13.3% (2-15) - Georgia vs. Tennessee, 4-1-95

MOST FREE THROWS

- 34 - Connecticut vs. Stanford, 4-1-95
- 29 - Georgia vs. Western Ky., 3-29-85
- 29 - Auburn vs. Louisiana Tech, 3-30-90
- 29 - Western Ky. vs. Missouri St., 4-4-92
- 28 - Notre Dame vs. Connecticut, 3-30-01

FEWEST FREE THROWS

- 1 - Vanderbilt vs. Texas Tech, 4-3-93
- 3 - Tennessee vs. Southern California, 3-28-86
- 3 - Stanford vs. Connecticut, 4-1-95
- 5 - Six tied (Most recent: Tennessee vs. Michigan St., 4-3-05)

MOST FREE THROWS ATTEMPTED

- 46 - Connecticut vs. Stanford, 4-1-95
- 38 - Auburn vs. Louisiana Tech, 3-30-90
- 38 - Western Ky. vs. Missouri St., 4-4-92
- 37 - Georgia vs. Western Ky., 3-29-85
- 37 - Missouri St. vs. Western Ky., 4-4-92

FEWEST FREE THROWS ATTEMPTED

- 5 - Vanderbilt vs. Texas Tech, 4-3-93
- 5 - Stanford vs. Connecticut, 4-1-95
- 6 - Tennessee vs. Southern California, 3-28-86
- 6 - Duke vs. Tennessee, 4-6-03
- 8 - Four tied (Most recent: Louisiana Tech vs. Purdue, 3-26-99)

HIGHEST FREE-THROW PERCENTAGE (Min. 10 made)

- 91.7% (11-12) - Cheyney vs. Tennessee, 3-30-84
- 87.5% (14-16) - Tennessee vs. Louisiana Tech, 3-26-82
- 87.5% (21-24) - Oklahoma vs. Duke, 3-29-02
- 86.4% (19-22) - Connecticut vs. Penn St., 3-31-00
- 85.7% (18-21) - Stanford vs. Old Dominion, 3-28-97
- 85.7% (18-21) - Baylor vs. LSU, 4-3-05
- 85.7% (12-14) - Notre Dame vs. Tennessee, 3-28-97

LOWEST FREE-THROW PERCENTAGE (Min. 10 att.)

- 38.5% (5-13) - Tennessee vs. Michigan St., 4-3-05
- 46.7% (7-15) - Georgia vs. Tennessee, 4-1-95
- 47.4% (9-19) - Louisiana Tech vs. Tennessee, 4-1-88
- 50.0% (7-14) - Stanford vs. Tennessee, 3-30-91
- 50.0% (5-10) - Georgia vs. Duke, 3-26-99

Question...

Name the five Atlantic Coast Conference schools that have had both their men's and women's teams advance to the Final Four?

Answer...

Duke, Maryland, North Carolina, North Carolina State, and Virginia.

MOST REBOUNDS

- 57 - Old Dominion vs. La.-Monroe, 3-29-85
- 51 - Southern California vs. Georgia, 4-1-83
- 51 - Tennessee vs. Cheyney, 3-30-84
- 51 - Tennessee vs. Georgia, 4-1-95
- 51 - Connecticut vs. Notre Dame, 3-30-01

FEWEST REBOUNDS

- 25 - Minnesota vs. Connecticut, 4-4-04
- 27 - Vanderbilt vs. Texas Tech, 4-3-93
- 29 - Tennessee vs. Louisiana Tech, 3-26-82
- 29 - Louisiana Tech vs. Southern California, 3-30-84
- 29 - Missouri St. vs. Purdue, 3-30-01

LARGEST REBOUND MARGIN

- 19 - Louisiana Tech (50) vs. Auburn (31), 3-31-89
- 18 - Tennessee (51) vs. Georgia (33), 4-1-95
- 18 - Purdue (47) vs. Missouri St. (29), 3-30-01
- 17 - Southern California (51) vs. Georgia (34), 4-1-83
- 15 - Louisiana Tech (44) vs. Tennessee (29), 3-26-82
- 15 - Tennessee (51) vs. Cheyney (36), 3-30-84
- 15 - Virginia (50) vs. Stanford (35), 4-4-92
- 15 - Texas Tech (42) vs. Vanderbilt (27), 4-3-93

MOST ASSISTS (Since 1985)

- 23 - Texas vs. Western Ky., 3-28-86
- 22 - Stanford vs. Connecticut, 4-1-95
- 21 - Connecticut vs. Stanford, 4-1-95
- 21 - Louisiana Tech vs. North Carolina St., 3-27-98
- 20 - Duke vs. Georgia, 3-26-99
- 20 - Penn St. vs. Connecticut, 3-31-00
- 20 - Connecticut vs. Tennessee, 3-29-02

NOTE: Southern California vs. Georgia, 4-1-83, recorded 23 assists before assists became an official statistic.

MOST BLOCKED SHOTS (Since 1988)

- 9 - Tennessee vs. Rutgers, 3-31-00
- 7 - Stanford vs. Tennessee, 3-30-91
- 7 - Connecticut vs. Tennessee, 3-29-96
- 7 - Tennessee vs. Arkansas, 3-27-98
- 7 - Louisiana Tech vs. Purdue, 3-26-99
- 7 - LSU vs. Tennessee, 4-4-04

NOTE: Louisiana Tech vs. Tennessee, 3-26-82, and Georgia vs. Western Ky., 3-29-85, recorded nine blocked shots each before blocked shots became an official statistic.

MOST STEALS (Since 1988)

- 18 - Western Ky. vs. Missouri St., 4-4-92
- 17 - North Carolina vs. Purdue, 4-2-94
- 17 - Old Dominion vs. Stanford, 3-28-97
- 16 - Auburn vs. Long Beach St., 4-1-88
- 15 - Tennessee vs. Notre Dame, 3-28-97

MOST TURNOVERS

- 32 - Southern California vs. Georgia, 4-1-83
- 29 - Missouri St. vs. Western Ky., 4-4-92
- 29 - Stanford vs. Old Dominion, 3-28-97
- 28 - Western Ky. vs. Missouri St., 4-4-92
- 28 - Purdue vs. North Carolina, 4-2-94
- 28 - Arkansas vs. Tennessee, 3-27-98

FEWEST TURNOVERS

- 6 - Auburn vs. Louisiana Tech, 3-31-89
- 8 - Texas vs. Western Ky., 3-28-86
- 9 - Cheyney vs. Maryland, 3-26-82
- 9 - Stanford vs. Georgia, 3-29-96
- 9 - Georgia vs. Duke, 3-26-99
- 9 - LSU vs. Tennessee, 4-4-04

MOST PERSONAL FOULS

- 32 - Western Ky. vs. Missouri St., 4-4-92
- 31 - Louisiana Tech vs. Auburn, 3-30-90
- 31 - Missouri St. vs. Western Ky., 4-4-92
- 31 - Stanford vs. Connecticut, 4-1-95
- 28 - Western Ky. vs. Georgia, 3-29-85
- 28 - Connecticut vs. Notre Dame, 3-30-01

FEWEST PERSONAL FOULS

- 8 - Texas Tech vs. Vanderbilt, 4-3-93
- 11 - Tennessee vs. Maryland, 3-31-89
- 11 - Purdue vs. Louisiana Tech, 3-26-99
- 11 - Baylor vs. LSU, 4-3-05
- 11 - Michigan St. vs. Tennessee, 4-3-05

MOST PLAYERS DISQUALIFIED

- 4 - Western Ky. vs. Missouri St., 4-4-92
- 3 - Louisiana Tech vs. Auburn, 3-30-90
- 3 - Missouri St. vs. Western Ky., 4-4-92
- 3 - Virginia vs. Stanford, 4-4-92
- 2 - Six tied (Most recent: Old Dominion vs. Stanford, 3-28-97)

Women's Final Four Two-Game Records

Individual

MOST POINTS

- 78 - Sheryl Swoopes, Texas Tech, 1993
- 56 - Clarissa Davis, Texas, 1986
- 55 - Chamique Holdslaw, Tennessee, 1997
- 54 - Diana Taurasi, Connecticut, 2003
- 53 - Mary Ostrowski, Tennessee, 1984
- 51 - Bridgette Gordon, Tennessee, 1989
- 48 - Chamique Holdslaw, Tennessee, 1998
- 47 - La' Keshia Frett, Georgia, 1996
- 47 - Sophia Young, Baylor, 2005
- 46 - Kim Pehlke, Western Ky., 1992
- 46 - Ruth Riley, Notre Dame, 2001

MOST FIELD GOALS

- 27 - Sheryl Swoopes, Texas Tech, 1993
- 24 - Chamique Holdslaw, Tennessee, 1997
- 22 - Bridgette Gordon, Tennessee, 1989
- 21 - Clarissa Davis, Texas, 1986
- 20 - Erica Westbrooks, Louisiana Tech, 1988

MOST FIELD GOALS ATTEMPTED

- 48 - Sheryl Swoopes, Texas Tech, 1993
- 45 - Chamique Holdslaw, Tennessee, 1997
- 42 - Bridgette Gordon, Tennessee, 1989
- 42 - Dawn Staley, Virginia, 1991
- 41 - Chamique Holdslaw, Tennessee, 1998
- 41 - Tamicha Jackson, Louisiana Tech, 1998
- 41 - Sophia Young, Baylor, 2005

HIGHEST FIELD-GOAL PERCENTAGE (Min. 15 made)

- 64.5% (20-31) - Erica Westbrooks, Louisiana Tech, 1988
- 62.5% (15-24) - Paula McGee, Southern California, 1983
- 61.8% (21-34) - Clarissa Davis, Texas, 1986
- 61.5% (16-26) - Tracy Henderson, Georgia, 1996
- 59.3% (16-27) - Fran Harris, Texas, 1986

MOST THREE-POINT FIELD GOALS

- 8 - Katy Steding, Stanford, 1990
- 8 - Rosalind Ross, Oklahoma, 2002
- 8 - Diana Taurasi, Connecticut, 2003
- 7 - Jennifer Azzi, Stanford, 1990
- 7 - Kim Pehlke, Western Ky., 1992

MOST THREE-POINT FIELD GOALS ATTEMPTED

- 20 - Diana Taurasi, Connecticut, 2003
- 18 - Katy Steding, Stanford, 1990
- 18 - Rosalind Ross, Oklahoma, 2002
- 16 - Audrey Burcy, Ohio St., 1993
- 16 - Aubrey Eblin, Old Dominion, 1997
- 15 - Tamicha Jackson, Louisiana Tech, 1998

HIGHEST THREE-POINT FIELD-GOAL PERCENTAGE (Min. five made)

- 83.3% (5-6) - Abby Conklin, Tennessee, 1997
- 71.4% (5-7) - Kelly Jolly, Tennessee, 1998
- 55.6% (5-9) - Sheryl Swoopes, Texas Tech, 1993
- 54.5% (6-11) - Katie Douglas, Purdue, 2001
- 54.5% (6-11) - Emily Niemann, Baylor, 2005

MOST FREE THROWS

- 19 - Carolyn Jones, Auburn, 1990
- 19 - Sheryl Swoopes, Texas Tech, 1993
- 18 - Val Whiting, Stanford, 1992
- 17 - Cheryl Miller, Southern California, 1986
- 16 - Tonya Edwards, Tennessee, 1987
- 16 - Ruth Riley, Notre Dame, 2001

MOST FREE THROWS ATTEMPTED

- 24 - Ruth Riley, Notre Dame, 2001
- 22 - Dena Head, Tennessee, 1991
- 21 - Tonya Edwards, Tennessee, 1987
- 21 - Carolyn Jones, Auburn, 1990
- 21 - Val Whiting, Stanford, 1992

HIGHEST FREE-THROW PERCENTAGE (Min. 12 made)

- 100.0% (15-15) - Mary Ostrowski, Tennessee, 1984
- 95.0% (19-20) - Sheryl Swoopes, Texas Tech, 1993

- 90.5% (19-21) - Carolyn Jones, Auburn, 1990
- 89.5% (17-19) - Cheryl Miller, Southern California, 1986

MOST REBOUNDS

- 37 - Tracy Claxton, Old Dominion, 1985
- 32 - Clarissa Davis, Texas, 1986
- 31 - Charlotte Smith, North Carolina, 1994
- 25 - Mary Ostrowski, Tennessee, 1984
- 25 - Sheila Frost, Tennessee, 1989
- 25 - Lisa Harrison, Tennessee, 1991
- 25 - Val Whiting, Stanford, 1992
- 24 - Medina Dixon, Old Dominion, 1985
- 24 - Racquel Spurlock, Louisiana Tech, 1994
- 24 - La' Keshia Frett, Georgia, 1996
- 24 - Gwen Jackson, Tennessee, 2003

MOST ASSISTS (Since 1985)

- 20 - Kamie Ethridge, Texas, 1986
- 20 - Kellie Jolly, Tennessee, 1997
- 18 - Melissa McCray, Tennessee, 1989
- 18 - LaQuan Stallworth, Louisiana Tech, 1998
- 15 - Michelle Marciniak, Tennessee, 1995

MOST STEALS (Since 1988)

- 11 - Ruthie Bolton, Auburn, 1988
- 11 - Averill Roberts, Ohio St., 1993
- 11 - Niele Ivey, Notre Dame, 2001
- 9 - Ticha Penicheiro, Old Dominion, 1997
- 9 - Kristin Haynie, Michigan St., 2005

MOST BLOCKED SHOTS (Since 1988)


- 12 - Ruth Riley, Notre Dame, 2001
- 11 - Kelly Schumacher, Connecticut, 2000
- 9 - Teresa Geter, Tennessee, 1998
- 9 - Michelle Snow, Tennessee, 2000
- 8 - Sheila Frost, Tennessee, 1989

NOTE: Katrina McClain, Georgia, 1985, had nine blocked shots before blocked shots became an official statistic.

Team

MOST POINTS

- 187 - Texas, 1986
- 179 - Tennessee, 1998
- 171 - Tennessee, 1996
- 164 - Southern California, 1986
- 163 - Stanford, 1990
- 162 - Auburn, 1990
- 161 - Connecticut, 2002
- 160 - Connecticut, 2000
- 159 - Louisiana Tech, 1998
- 158 - Notre Dame, 2001
- 157 - Connecticut, 1995



Notre Dame's Ruth Riley (00) holds the Women's Final Four two-game records for free throws attempted (24) and blocked shots (12), both set in 2001.

FEWEST POINTS

113 - Tennessee, 2004
 116 - Tennessee, 2000
 122 - Auburn, 1988
 123 - Louisiana Tech, 1987
 124 - Louisiana Tech, 1988

MOST FIELD GOALS

76 - Texas, 1986
 66 - Tennessee, 1998
 66 - Louisiana Tech, 1998
 65 - Southern California, 1983
 64 - Tennessee, 1996

FEWEST FIELD GOALS

35 - Tennessee, 2000
 40 - Tennessee, 2004
 45 - Stanford, 1992
 46 - Duke, 1999
 47 - Auburn, 1988
 47 - Tennessee, 1991
 47 - Western Ky., 1992

MOST FIELD GOALS ATTEMPTED

146 - Old Dominion, 1985
 142 - Louisiana Tech, 1998
 141 - Texas, 1986
 140 - Cheyney, 1982
 140 - Tennessee, 1996

FEWEST FIELD GOALS ATTEMPTED

100 - Tennessee, 2000
 103 - Texas Tech, 1993
 103 - Connecticut, 1995
 105 - Connecticut, 2003
 105 - Connecticut, 2004

HIGHEST FIELD-GOAL PERCENTAGE

53.9% (76-141) - Texas, 1986
 53.7% (65-121) - Southern California, 1983
 51.8% (57-110) - Georgia, 1985
 50.0% (53-106) - Louisiana Tech, 1982
 50.0% (63-126) - Connecticut, 2000

LOWEST FIELD-GOAL PERCENTAGE

33.9% (40-118) - Tennessee, 2004
 35.0% (35-100) - Tennessee, 2000
 36.7% (47-128) - Western Ky., 1992
 37.7% (55-146) - Old Dominion, 1985
 38.1% (48-126) - Louisiana Tech, 1994

MOST THREE-POINT FIELD GOALS

17 - Oklahoma, 2002
 16 - Stanford, 1990
 16 - Connecticut, 2003
 14 - Duke, 1999
 13 - Ohio St., 1993

FEWEST THREE-POINT FIELD GOALS

0 - Auburn, 1989
 0 - Tennessee, 1989
 1 - Louisiana Tech, 1988
 1 - Tennessee, 1991
 2 - Louisiana Tech, 1994

MOST THREE-POINT FIELD GOALS ATTEMPTED

46 - Oklahoma, 2002

37 - Ohio St., 1993
 37 - Duke, 1999
 35 - Connecticut, 2003
 34 - Stanford, 1990
 34 - Georgia, 1996

FEWEST THREE-POINT FIELD GOALS ATTEMPTED

0 - Tennessee, 1989
 4 - Louisiana Tech, 1988
 4 - Auburn, 1989
 7 - Auburn, 1988
 9 - Tennessee, 1991

HIGHEST THREE-POINT FIELD-GOAL PERCENTAGE (Min. six made)

50.0% (8-16) - Auburn, 1990
 47.1% (16-34) - Stanford, 1990
 46.2% (6-13) - Tennessee, 1996
 45.7% (16-35) - Connecticut, 2003
 43.8% (7-16) - Tennessee, 1997
 42.9% (9-21) - Notre Dame, 2001
 42.9% (12-28) - Purdue, 2001

LOWEST THREE-POINT FIELD-GOAL PERCENTAGE (Min. nine att.)

11.1% (1-9) - Tennessee, 1991
 15.4% (2-13) - Louisiana Tech, 1994
 16.7% (5-30) - Old Dominion, 1997
 23.5% (8-34) - Georgia, 1996
 25.0% (7-28) - Tennessee, 2004

MOST FREE THROWS

52 - Connecticut, 1995
 47 - Stanford, 1992
 44 - Auburn, 1990
 43 - Tennessee, 1991
 43 - Notre Dame, 2001

FEWEST FREE THROWS

13 - Louisiana Tech, 1988
 16 - Louisiana Tech, 1998
 17 - Old Dominion, 1985
 17 - Virginia, 1991
 19 - Old Dominion, 1997

MOST FREE THROWS ATTEMPTED

73 - Connecticut, 1995
 67 - Tennessee, 1991
 62 - Auburn, 1990
 62 - Stanford, 1992
 58 - Western Ky., 1992
 58 - Tennessee, 1998

FEWEST FREE THROWS ATTEMPTED

27 - Louisiana Tech, 1988
 27 - Louisiana Tech, 1998
 27 - Duke, 1999
 28 - Cheyney, 1982
 29 - Old Dominion, 1985

HIGHEST FREE-THROW PERCENTAGE

82.9% (34-41) - Texas Tech, 1993
 79.5% (35-44) - Oklahoma, 2002
 79.4% (27-34) - Tennessee, 1984
 78.8% (41-52) - Tennessee, 1989
 78.3% (36-46) - Connecticut, 2002

LOWEST FREE-THROW PERCENTAGE

48.1% (13-27) - Louisiana Tech, 1988
 53.1% (17-32) - Virginia, 1991
 55.6% (20-36) - Southern California, 1984
 58.3% (21-36) - Louisiana Tech, 1987
 58.6% (17-29) - Old Dominion, 1985

MOST REBOUNDS

114 - Old Dominion, 1985
 100 - Tennessee, 1996
 96 - Tennessee, 1991
 95 - Tennessee, 1998
 93 - Connecticut, 1995

FEWEST REBOUNDS

55 - Michigan St., 2005
 59 - Connecticut, 2003
 61 - Auburn, 1989
 66 - Southern California, 1986
 66 - Texas Tech, 1993

MOST ASSISTS (Since 1985)

45 - Texas, 1986
 38 - Louisiana Tech, 1998
 38 - Connecticut, 2000

36 - Connecticut, 1995
 35 - Tennessee, 1996
 35 - Connecticut, 2002

FEWEST ASSISTS (Since 1985)

13 - Louisiana Tech, 1994
 17 - Tennessee, 1991
 17 - Tennessee, 2004
 18 - Texas Tech, 1993
 20 - Purdue, 1999
 21 - Western Ky., 1992
 21 - Tennessee, 2003

MOST BLOCKED SHOTS (Since 1988)

16 - Notre Dame, 2001
 14 - Connecticut, 2000
 12 - Tennessee, 1989
 12 - Tennessee, 1998
 12 - Tennessee, 2000
 11 - North Carolina, 1994

NOTE: Southern California, 1984, and Georgia, 1985, recorded 12 blocked shots before blocked shots became an official statistic.

MOST STEALS (Since 1988)

33 - Old Dominion, 1997
 29 - Western Ky., 1992
 27 - Tennessee, 1997
 23 - Auburn, 1988
 23 - Oklahoma, 2002

MOST TURNOVERS

44 - Southern California, 1983
 44 - Tennessee, 2000
 42 - Western Ky., 1992
 40 - Old Dominion, 1997
 38 - Connecticut, 1995
 38 - Tennessee, 1997

FEWEST TURNOVERS

19 - Purdue, 1999
 21 - Texas, 1986
 22 - Auburn, 1990
 24 - Auburn, 1989
 24 - Georgia, 1996
 24 - Connecticut, 2004
 24 - Tennessee, 2004

MOST PERSONAL FOULS

59 - Western Ky., 1992
 45 - Auburn, 1990
 45 - Virginia, 1991
 45 - Ohio St., 1993
 43 - Three tied (Most recent: Auburn, 1989)

FEWEST PERSONAL FOULS

22 - Connecticut, 2004
 23 - Baylor, 2005
 25 - Tennessee, 1989
 25 - Purdue, 1999
 26 - Southern California, 1984
 26 - Tennessee, 1996

MOST DISQUALIFICATIONS

6 - Western Ky., 1992
 4 - Auburn, 1990
 4 - Old Dominion, 1997
 3 - Southern California, 1983
 3 - Tennessee, 1991
 3 - Virginia, 1991

Women's Final Four Cumulative Records

**does not include vacated years*

Team Records

NCAA CHAMPIONSHIPS

6 - Tennessee, 1987-98
 5 - Connecticut, 1995-2004
 2 - Southern California, 1983-84
 2 - Stanford, 1990-92

WOMEN'S FINAL FOUR APPEARANCES

16 - Tennessee, 1982-2005
 9 - Louisiana Tech, 1983-99

Question...

What Women's Final Four Most Outstanding Player averaged the most points in leading her team to the national championship?

Answer...

Texas' Clarissa Davis averaged 28.0 points in two games (32 points vs. Western Kentucky and 24 points vs. Southern California) to lead the Longhorns to their first national title in 1986.

- 8 - Connecticut, 1989-2004
- 5 - Georgia, 1982-99
- 5 - Stanford, 1990-97
- 3 - Auburn, 1988-90
- 3 - Virginia, 1990-92
- 3 - Western Ky., 1985-92
- 3 - Southern California, 1983-1986
- 3 - Duke, 1999-2003
- 3 - Texas, 1986-2003

CONSECUTIVE WOMEN'S FINAL FOUR APPEARANCES

- 5 - Connecticut, 2000-04
- 4 - Tennessee, 1986-89

- 4 - Louisiana Tech, 1987-90
- 4 - Tennessee, 1995-98
- 4 - Tennessee, 2002-05
- 3 - Louisiana Tech, 1982-84
- 3 - Auburn, 1988-90
- 3 - Virginia, 1990-92

WOMEN'S FINAL FOUR WINS

- 17 - Tennessee, 1982-2005
- 10 - Connecticut, 1989-2004
- 6 - Louisiana Tech, 1983-99
- 4 - Stanford, 1990-97
- 4 - Western Ky., 1985-92

WOMEN'S FINAL FOUR-WINNING PERCENTAGE (Min. three games)

- .833 (5-1) - Southern California, 1983-1986
- .833 (10-2) - Connecticut, 1989-2004
- .667 (2-1) - Notre Dame, 1997-2001
- .630 (17-10) - Tennessee, 1982-2005
- .600 (3-2) - Old Dominion, 1983-1997
- .600 (3-2) - Purdue, 1994-2001

Women's Final Four Most Outstanding Players and Their Statistics

Year	Player, Institution	Cl.	G	FG-A	3FG-A	FT-A	Reb.	Ast.	Blk.	Stl.	PF	Pts.
1982	Janice Lawrence, Louisiana Tech	So.	NSF	5-7		5-6	2	1	1	0	4	15
			CH	7-13		6-10	6	2	0	1	2	20
1983	Cheryl Miller, Southern California	Fr.	NSF	7-16		2-4	14	3	2	3	4	16
			CH	8-13		11-14	9	2	4	4	3	27
1984	Cheryl Miller, Southern California	So.	NSF	7-14		8-13	10	1	1	4	1	22
			CH	8-15		0-0	6	7	2	2	3	16
1985	Tracy Claxton, Old Dominion	Sr.	NSF	5-14		1-2	17	0	4	2	2	11
			CH	7-17		3-4	20	1	0	1	3	17
1986	Clarissa Davis, Texas	Fr.	NSF	12-20		8-9	18	2	4	4	3	32
			CH	9-14		6-8	14	1	0	0	2	24
1987	Tonya Edwards, Tennessee	Fr.	NSF	5-12		11-13	7	2	0	1	2	21
			CH	4-13		5-8	7	4	0	3	4	13
1988	Erica Westbrooks, Louisiana Tech	Sr.	NSF	8-14	0-0	2-4	7	1	3	1	3	18
			CH	12-17	0-0	1-3	7	0	4	6	3	25
1989	Bridgette Gordon, Tennessee	Sr.	NSF	11-21	0-0	2-2	8	1	1	3	1	24
			CH	11-21	0-0	5-6	11	1	0	1	3	27
1990	Jennifer Azzi, Stanford	Sr.	NSF	5-9	3-5	2-4	6	5	0	3	3	15
			CH	5-10	4-8	3-5	4	5	0	0	5	17
1991	Dawn Staley, Virginia	Jr.	NSF	3-16	1-4	4-4	8	5	0	3	2	11
			CH	11-26	3-5	3-4	11	6	0	3	5	28
1992	Molly Goodenbour, Stanford	Jr.	NSF	6-12	4-7	0-1	4	6	0	5	4	16
			CH	3-10	1-7	5-6	3	6	0	1	2	12
1993	Sheryl Swoopes, Texas Tech	Sr.	NSF	11-24	1-3	8-9	11	0	2	3	0	31
			CH	16-24	4-6	11-11	5	3	1	2	4	47
1994	Charlotte Smith, North Carolina	Jr.	NSF	9-16	1-3	4-5	8	8	2	1	3	23
			CH	7-19	1-3	5-7	23	2	2	0	2	20
1995	Rebecca Lobo, Connecticut	Sr.	NSF	5-9	2-3	5-6	9	3	2	3	1	17
			CH	5-10	0-2	7-8	8	3	2	0	4	17
1996	Michelle Marciniak, Tennessee	Sr.	NSF	5-8	2-3	9-12	7	6	0	3	0	21
			CH	5-13	0-2	0-1	4	5	0	2	1	10
1997	Chamique Holdsclaw, Tennessee	So.	NSF	13-25	0-1	5-6	5	3	2	4	2	31
			CH	11-20	0-0	2-3	7	3	1	2	2	24
1998	Chamique Holdsclaw, Tennessee	Jr.	NSF	8-16	0-1	7-11	10	2	2	1	3	23
			CH	11-25	0-0	3-4	10	6	0	1	0	25
1999	Ukari Figgs, Purdue	Sr.	NSF	8-14	5-7	3-4	10	4	0	1	1	24
			CH	5-15	0-5	8-9	3	1	0	3	1	18



Sophia Young pulls down one of her 19 rebounds in the 2005 Women's Final Four. Young earned Women's Final Four Most Outstanding Player honors after leading Baylor to the title with additional two-game totals of 47 points and 10 assists.

Year	Player, Institution	Cl.	G	FG-A	3FG-A	FT-A	Reb.	Ast.	Blk.	Stl.	PF	Pts.
2000	Shea Ralph, Connecticut	Jr.	NSF	2-5	1-1	4-4	4	3	0	2	3	9
			CH	7-8	0-0	1-2	3	7	1	6	3	15
2001	Ruth Riley, Notre Dame	Sr.	NSF	6-13	0-0	6-10	7	0	5	0	4	18
			CH	9-13	0-0	10-14	13	1	7	0	3	28
2002	Swin Cash, Connecticut	Sr.	NSF	4-10	0-1	5-7	4	5	4	1	1	13
			CH	5-9	0-0	10-12	13	4	1	2	2	20
2003	Diana Taurasi, Connecticut	Jr.	NSF	10-22	4-11	2-5	4	4	1	0	2	26
			CH	8-15	4-9	8-8	4	1	1	0	2	28
2004	Diana Taurasi, Connecticut	Sr.	NSF	6-17	2-7	4-5	6	3	3	0	2	18
			CH	6-11	3-7	2-4	3	2	0	0	1	17
2005	Sophia Young, Baylor	Jr.	NSF	9-22	0-0	3-4	10	6	0	4	1	21
			CH	10-19	0-0	6-9	9	4	0	0	1	26

Final Polls' No. 1 Team

Year	AP Poll	Coaches' Poll*	NCAA Champion	Champion's Final Rank	
				AP	Coaches'
1982	Louisiana Tech		Louisiana Tech	1	-
1983	Southern California		Southern California	1	-
1984	Texas		Southern California	5	-
1985	Texas		Old Dominion	5	-
1986	Texas	Texas	Texas	1	1
1987	Texas	Tennessee	Tennessee	7	1
1988	Tennessee	Louisiana Tech	Louisiana Tech	5	1
1989	Tennessee	Tennessee	Tennessee	1	1
1990	Louisiana Tech	Stanford	Stanford	2	1
1991	Penn St.	Tennessee	Tennessee	4	1
1992	Virginia	Stanford	Stanford	3	1
1993	Vanderbilt	Texas Tech	Texas Tech	5	1
1994	Tennessee	North Carolina	North Carolina	4	1
1995	Connecticut	Connecticut	Connecticut	1	1
1996	Louisiana Tech	Tennessee	Tennessee	4	1
1997	Connecticut	Tennessee	Tennessee	10	1
1998	Tennessee	Tennessee	Tennessee	1	1
1999	Purdue	Purdue	Purdue	1	1
2000	Connecticut	Connecticut	Connecticut	1	1
2001	Connecticut	Notre Dame	Notre Dame	2	1
2002	Connecticut	Connecticut	Connecticut	1	1
2003	Connecticut	Connecticut	Connecticut	1	1
2004	Duke	Connecticut	Connecticut	6	1
2005	Stanford	Baylor	Baylor	5	1

*Beginning with the 1985-86 season, the coaches' poll, sponsored by USA Today, began circulating weekly rankings. Every year, the final coaches' poll is voted after the NCAA championship game.

In 1993, USA Today joined with Cable News Network (CNN) to compile the poll. In 1998, ESPN joined USA Today to compile the poll.

The current USA Today/ESPN coaches' poll voting panel consists of 40 coaches representing a geographical mix of the nation and representing the nine districts of the Women's Basketball Coaches Association (WBCA).

Seeds At the Final Four

Year	Seeds (Total)	Teams
1982	1, 2, 2, 2 (7)	Louisiana Tech , Cheyney, Maryland, Tennessee
1983	1, 1, 2, 2 (6)	Louisiana Tech, Southern California , Georgia, Old Dominion
1984	1, 1, 3, 3 (8)	Louisiana Tech, Southern California , Cheyney, Tennessee
1985	1, 2, 2, 4 (9)	Old Dominion , Georgia, La.-Monroe, Western Ky.
1986	1, 1, 4, 4 (10)	Southern California, Texas , Tennessee, Western Ky.
1987	1, 1, 1, 2 (5)	Long Beach St., Louisiana Tech, Texas, Tennessee
1988	1, 1, 2, 2 (6)	Auburn, Tennessee, Long Beach St., Louisiana Tech
1989	1, 1, 1, 1 (4)	Auburn, Louisiana Tech, Maryland, Tennessee
1990	1, 1, 2, 2 (6)	Louisiana Tech, Stanford , Auburn, Virginia
1991	1, 1, 2, 3 (7)	Tennessee , Virginia, Stanford, Connecticut
1992	1, 1, 4, 8 (14)	Stanford , Virginia, Western Ky., Missouri St.
1993	1, 1, 2, 2 (6)	Ohio St., Vanderbilt, Iowa, Texas Tech
1994	1, 3, 4, 6 (14)	Purdue, North Carolina , Louisiana Tech, Alabama
1995	1, 1, 2, 3 (7)	Connecticut , Tennessee, Stanford, Georgia
1996	1, 1, 1, 2 (5)	Connecticut, Stanford, Tennessee , Georgia
1997	1, 1, 3, 6 (11)	Old Dominion, Stanford, Tennessee , Notre Dame
1998	1, 3, 4, 9 (17)	Tennessee , Louisiana Tech, North Carolina St., Arkansas
1999	1, 1, 3, 3 (8)	Purdue , Louisiana Tech, Duke, Georgia
2000	1, 1, 2, 2 (6)	Connecticut , Tennessee, Penn St., Rutgers
2001	1, 1, 3, 5 (10)	Connecticut, Notre Dame , Purdue, Missouri St.
2002	1, 1, 1, 2 (5)	Connecticut , Duke, Oklahoma, Tennessee
2003	1, 1, 1, 2 (5)	Connecticut , Duke, Tennessee, Texas
2004	1, 2, 4, 7 (14)	Tennessee, Connecticut , LSU, Minnesota
2005	1, 1, 1, 2 (5)	LSU, Tennessee, Michigan St., Baylor

Tournament trivia

Question...

What was the lowest seed ever to advance to the Women Final Four?

Answer...

No. 9. Arkansas reached the 1998 Women's Final Four as the West Region's ninth seed.

The Path to the Championship

Did the champion play the highest-seeded team along the way?

		Champion's Seed	1st	2nd	RSF	RF	NSF	CH
1982	Louisiana Tech	1	(8)		Y(4)	Y(2)	N(2)	N(2)
1983	Southern California	1	(8)		Y(4)	Y(2)	N(2)	Y(1)
1984	Southern California	1	(8)		Y(4)	Y(2)	Y(1)	N(3)
1985	Old Dominion	1	(8)		Y(4)	Y(2)	N(2)	N(2)
1986	Texas	1		N(9)	Y(4)	Y(2)	N(4)	Y(1)
1987	Tennessee	2		Y(7)	Y(3)	Y(1)	Y(1)	Y(1)
1988	Louisiana Tech	2		Y(7)	Y(3)	Y(1)	Y(1)	Y(1)
1989	Tennessee	1		N(9)	Y(4)	Y(2)	Y(1)	Y(1)
1990	Stanford	1		N(9)	N(5)	N(7)	N(2)	N(2)
1991	Tennessee	1		Y(8)	Y(4)	N(3)	N(2)	Y(1)
1992	Stanford	1		N(9)	Y(4)	N(3)	Y(1)	N(4)
1993	Texas Tech	2		(NS)	Y(3)	N(4)	Y(1)	Y(1)
1994	North Carolina	3	(14)	Y(6)	Y(2)	Y(1)	Y(1)	N(4)
1995	Connecticut	1	(16)	Y(8)	Y(4)	N(3)	N(2)	Y(1)
1996	Tennessee	1	(16)	N(9)	Y(4)	N(3)	Y(1)	N(2)
1997	Tennessee	3	(14)	Y(6)	Y(2)	Y(1)	N(6)	Y(1)
1998	Tennessee	1	(16)	Y(8)	N(5)	Y(2)	N(9)	N(3)
1999	Purdue	1	(16)	N(9)	Y(4)	N(3)	Y(1)	N(3)
2000	Connecticut	1	(16)	N(9)	N(5)	N(3)	N(2)	Y(1)
2001	Notre Dame	1	(16)	Y(8)	N(5)	N(3)	Y(1)	N(3)
2002	Connecticut	1	(16)	N(9)	Y(4)	N(7)	N(2)	Y(1)
2003	Connecticut	1	(16)	N(9)	N(5)	N(2)	N(2)	Y(1)
2004	Connecticut	2	(15)	Y(7)	N(11)	Y(1)	N(7)	Y(1)
2005	Baylor	2	(15)	N(10)	Y(3)	Y(1)	Y(1)	Y(1)

Y-Yes; N-No; Opponent's seed in parentheses
(NS) No seed - no teams were seeded below four in 1993

All-Tournament Teams

(First player listed each year was the Most Outstanding Player.)

1982

Janice Lawrence, Louisiana Tech, So.
Pam Kelly, Louisiana Tech, Sr.
Kim Mulkey, Louisiana Tech, So.
Yolanda Laney, Cheyney, So.
Valerie Walker, Cheyney, Sr.

1983

Cheryl Miller, Southern California, Fr.
Paula McGee, Southern California, Jr.
Janice Lawrence, Louisiana Tech, Sr.
Jennifer White, Louisiana Tech, Sr.
Anne Donovan, Old Dominion, Sr.

1984

Cheryl Miller, Southern California, So.
Pam McGee, Southern California, Sr.
Paula McGee, Southern California, Sr.
Janice Lawrence, Louisiana Tech, Sr.
Mary Ostrowski, Tennessee, Sr.

1985

Tracy Claxton, Old Dominion, Sr.
Medina Dixon, Old Dominion, Sr.
Teresa Edwards, Georgia, Jr.
Katrina McClain, Georgia, So.
Lillie Mason, Western Ky., Jr.

1986

Clarissa Davis, Texas, Fr.
Fran Harris, Texas, So.
Cheryl Miller, Southern California, Sr.
Cynthia Cooper, Southern California, Sr.
Clemette Haskins, Western Ky., Jr.

1987

Tonya Edwards, Tennessee, Fr.
Bridgette Gordon, Tennessee, So.

Cindy Brown, Long Beach St., Sr.
Clarissa Davis, Texas, So.
Teresa Weatherspoon, Louisiana Tech, Jr.

1988

Erica Westbrooks, Louisiana Tech, Sr.
Teresa Weatherspoon, Louisiana Tech, Sr.
Ruthie Bolton, Auburn, Jr.
Diann McNeil, Auburn, Sr.
Penny Toler, Long Beach St., Jr.

1989

Bridgette Gordon, Tennessee, Sr.
Sheila Frost, Tennessee, Sr.
Vickie Orr, Auburn, Sr.
Venus Lacy, Louisiana Tech, Jr.
Deanna Tate, Maryland, Sr.

1990

Jennifer Azzi, Stanford, Sr.
Katy Steding, Stanford, Sr.
Carolyn Jones, Auburn, Jr.
Chantel Tremiere, Auburn, Jr.
Venus Lacy, Louisiana Tech, Sr.

1991

Dawn Staley, Virginia, Jr.
Tonya Cardoza, Virginia, Sr.
Daedra Charles, Tennessee, Sr.
Dena Head, Tennessee, Jr.
Sonja Henning, Stanford, Sr.

1992

Molly Goodenbour, Stanford, Jr.
Rachel Hemmer, Stanford, Jr.
Val Whiting, Stanford, Jr.
Kim Pehlke, Western Ky., Sr.
Dawn Staley, Virginia, Sr.

1993

Sheryl Swoopes, Texas Tech, Sr.
Krista Kirkland, Texas Tech, Sr.
Nikki Keyton, Ohio State, Sr.
Katie Smith, Ohio State, Fr.
Heidi Gillingham, Vanderbilt, Jr.

1994

Charlotte Smith, North Carolina, Jr.
Tonya Sampson, North Carolina, Sr.
Vickie Johnson, Louisiana Tech, So.
Pam Thomas, Louisiana Tech, Sr.
Betsy Harris, Alabama, Sr.

1995

Rebecca Lobo, Connecticut, Sr.
Janelle Elliott, Connecticut, Jr.
Jennifer Rizzotti, Connecticut, Jr.
Kara Wolters, Connecticut, So.
Nikki McCray, Tennessee, Sr.

1996

Michelle Marciniak, Tennessee, Sr.
Chamique Holdsclaw, Tennessee, Fr.
Tiffani Johnson, Tennessee, So.
La' Keisha Frett, Georgia, Jr.
Saudia Roundtree, Georgia, Sr.

1997

Chamique Holdsclaw, Tennessee, So.
Kellie Jolly, Tennessee, So.
Ticha Penicheiro, Old Dominion, Jr.
Nyree Roberts, Old Dominion, Jr.
Clarisse Machanguana, Old Dominion, Sr.

1998

Chamique Holdsclaw, Tennessee, Jr.
Tamika Catchings, Tennessee, Fr.
Kellie Jolly, Tennessee, Jr.
Tamicha Jackson, Louisiana Tech, So.
Chasity Melvin, North Carolina St., Sr.

1999

Ukari Figgs, Purdue, Sr.
Stephanie White-McCarty, Purdue, Sr.
Katie Douglas, Purdue, So.
Michele VanGorp, Duke, Sr.
Nicole Erickson, Duke, Sr.

2000

Shea Ralph, Connecticut, Jr.
Svetlana Abrosimova, Connecticut, Jr.

Sue Bird, Connecticut, So.
Asjha Jones, Connecticut, So.
Tamika Catchings, Tennessee, Jr.

2001

Ruth Riley, Notre Dame, Sr.
Niele Ivey, Notre Dame, Sr.
Katie Douglas, Purdue, Sr.
Shalicia Hurns, Purdue, Fr.
Shereka Wright, Purdue, Fr.

2002

Swin Cash, Connecticut, Sr.
Sue Bird, Connecticut, Sr.
Asjha Jones, Connecticut, Sr.
Stacey Dales, Oklahoma, Sr.
Rosalind Ross, Oklahoma, Sr.

2003

Diana Taurasi, Connecticut, Jr.
Ann Strother, Connecticut, Fr.
Alana Beard, Duke, Jr.
Gwen Jackson, Tennessee, Sr.
Kara Lawson, Tennessee, Sr.

2004

Diana Taurasi, Connecticut, Sr.
Jessica Moore, Connecticut, Jr.
Ann Strother, Connecticut, So.
Janel McCarville, Minnesota, Jr.
Shanna Zolman, Tennessee, So.

2005

Sophia Young, Baylor, Jr.
Steffanie Blackmon, Baylor, Sr.
Emily Niemann, Baylor, So.
Lindsay Bowen, Michigan St., Jr.
Kristin Haynie, Michigan St., Sr.

Kodak All-Americans in the Women's Final Four

(Players who were Kodak all-Americans the year their team played in the Women's Final Four. Injured and did not play in the Women's Final Four is indicated by [#].)

1982

Valerie Walker, Cheyney
Pam Kelly, Louisiana Tech
Mary Ostrowski, Tennessee

1983

Janet Harris, Georgia
Janice Lawrence, Louisiana Tech
Pam McGee, Southern California
Cheryl Miller, Southern California

1984

Yolanda Laney, Cheyney
Janice Lawrence, Louisiana Tech
Pam McGee, Southern California
Cheryl Miller, Southern California

1985

Teresa Edwards, Georgia
Janet Harris, Georgia
Eun Jung Lee, La.-Monroe
Medina Dixon, Old Dominion

1986

Cheryl Miller, Southern California

Kamie Ethridge, Texas
Lillie Mason, Western Ky.

1987

Cindy Brown, Long Beach St.
Teresa Weatherspoon, Louisiana Tech
Clarissa Davis, Texas
Andrea Lloyd, Texas

1988

Vickie Orr, Auburn
Penny Toler, Long Beach St.
Teresa Weatherspoon, Louisiana Tech
Bridgette Gordon, Tennessee

1989

Vickie Orr, Auburn
Nora Lewis, Louisiana Tech
Vicky Bullett, Maryland
Bridgette Gordon, Tennessee

1990

Carolyn Jones, Auburn
Venus Lacey, Louisiana Tech
Jennifer Azzi, Stanford
Dawn Staley, Virginia

1991

Kerry Bascom, Connecticut
Sonja Henning, Stanford
Daedra Charles, Tennessee
Dawn Staley, Virginia

1992

Val Whiting, Stanford
Tammi Reiss, Virginia
Dawn Staley, Virginia

1993

Toni Foster, Iowa
Katie Smith, Ohio St.
Sheryl Swoopes, Texas Tech
Heidi Gillingham, Vanderbilt

1994

Niesha Johnson, Alabama

1995

Rebecca Lobo, Connecticut
Jennifer Rizzotti, Connecticut
Nikki McCray, Tennessee

1996

Jennifer Rizzotti, Connecticut
Saudia Roundtree, Georgia
Kate Starbird, Stanford
Chamique Holdsclaw, Tennessee

1997

Clarisse Machanguana, Old Dominion
Ticha Penicheiro, Old Dominion
Kate Starbird, Stanford
Chamique Holdsclaw, Tennessee

1998

Nykesha Sales, Connecticut
Chasity Melvin, North Carolina St.
Tamika Catchings, Tennessee
Chamique Holdsclaw, Tennessee

1999

Michele VanGorp, Duke
Kelly Miller, Georgia
Stephanie White-McCarty, Purdue
Amanda Wilson, Louisiana Tech

2000

Svetlana Abrosimova, Connecticut
Shea Ralph, Connecticut
Tamika Catchings, Tennessee
Semeka Randall, Tennessee

2001

Svetlana Abrosimova, Connecticut#
Ruth Riley, Notre Dame
Katie Douglas, Purdue
Jackie Stiles, Missouri St.

2002

Alana Beard, Duke
Sue Bird, Connecticut
Swin Cash, Connecticut
Diana Taurasi, Connecticut
Stacey Dales, Oklahoma

2003

Diana Taurasi, Connecticut
Alana Beard, Duke
Iciss Tillis, Duke
Kara Lawson, Tennessee

2004

Diana Taurasi, Connecticut
Seimone Augustus, LSU
Bryan McCarville, Minnesota
Lindsay Whalen, Minnesota
Shyra Ely, Tennessee

2005

Sophia Young, Baylor
Seimone Augustus, LSU

Game Officials

1982

David Sell (NSF)
Pete Stewart (NSF)
Marcy Weston (NSF & CH)
Dan Woolridge (NSF & CH)

1983

Jan Donahue (NSF)
Skip Gill (NSF)
Kit Robinson (NSF & CH)
Pete Stewart (NSF & CH)

1984

Tommie Salerno (NSF)
Larry Sheppard (NSF)
Bob Olsen (NSF & CH)
Marcy Weston (NSF & CH)

1985

Bob Olsen (NSF)
John Schleyer (NSF)
June Courteau (NSF & CH)
Bill Stokes (NSF & CH)

1986

Kit Robinson (NSF)
June Courteau (NSF & CH)
Bob Olsen (NSF & CH)
Bill Stokes (NSF)

1987

Larry Sheppard (NSF)
Bill Stokes (NSF)
June Courteau (NSF & CH)
Patty Broderick (NSF & CH)

1988

June Courteau (NSF)
Larry Sheppard (NSF)
Art Bomengen (NSF & CH)
Patty Broderick (NSF & CH)

1989

Sally Bell (NSF)
John Morningstar (NSF)
Larry Sheppard (NSF)
Bill Stokes (NSF)
Patty Broderick (CH)
June Courteau (CH)

1990

Patty Broderick (NSF)
June Courteau (NSF)
Sue Kennedy (NSF)
Bob Trammel (NSF)
Sally Bell (CH)
Art Bomengen (CH)

1991

Mike Brooks (NSF)
June Courteau (NSF)
Art Bomengen (NSF)
John Morningstar (NSF)
Patty Broderick (CH)
Lou Pitt (CH)

1992

Patty Broderick (CH)
Bill Stokes (CH)
Art Bomengen (NSF)
Douglas Cloud (NSF)
Dee Kantner (NSF)
Bob Trammell (NSF)

1993

June Courteau (NSF)
Larry Sheppard (NSF)
Bob Gallagher (NSF)
Carla Fujimoto (NSF)
Sally Bell (CH)
Dee Kantner (CH)

1994

Dee Kantner (NSF)
Violet Palmer (NSF)
Sally Bell (NSF)

Sidney Bunch (NSF)
June Courteau (CH)
John Morningstar (CH)

1995

Sally Bell (NSF)
Art Bomengen (NSF)
Violet Palmer (NSF)
Bob Trammell (NSF)
Dee Kantner (CH)
Larry Sheppard (CH)

1996

Art Bomengen (NSF)
Doug Cloud (NSF)
Wes Dean (NSF)
John Morningstar (NSF)
Bob Trammell (NSF)
Scott Yarbrough (NSF)
Sally Bell (CH)
Dee Kantner (CH)
Violet Palmer (CH)

1997

Sally Bell (NSF)
Carla Fujimoto (NSF)
Ray Bomeli (NSF)
John Morningstar (NSF)
Scott Yarbrough (NSF)
Judy Schneider (NSF)
Dee Kantner (CH)
Violet Palmer (CH)
Yvette McKinney (CH)

1998

Art Bomengen (NSF)
Melissa Barlow (NSF)
Karen Wilhite (NSF)
Scott Yarbrough (NSF)
Dennis Mayer (NSF)
Teresa Dahlem (NSF)
Sally Bell (CH)
Bob Trammell (CH)
Wesley Dean (CH)

1999

Scott Yarbrough (NSF)
Karen Balque-Moreno (NSF)
Dennis DeMayo (NSF)
Sally Bell (NSF)
Stan Gaxiola (NSF)
Lisa Mattingly (NSF)
Bob Trammell (CH)
Melissa Barlow (CH)
Teresa Dahlem (CH)

2000

Scott Yarbrough (NSF)
Ron Dressander (NSF)
Carla Fujimoto (NSF)
Bob Trammell (NSF)
Wesley Dean (NSF)
Lisa Mattingly (NSF)
Sally Bell (CH)
Art Bomengen (CH)
Dennis DeMayo (CH)

2001

Dennis DeMayo (NSF)
Wesley Dean (NSF)
Nan Sisk (NSF)
June Courteau (NSF)
Melissa Barlow (NSF)
Greg Small (NSF)
Sally Bell (CH)
Scott Yarbrough (CH)
Lisa Mattingly (CH)

2002

Dennis DeMayo (NSF)
Barb Smith (NSF)
Bryan Enterline (NSF)
Sally Bell (NSF)
Lawson Newton (NSF)
Angie Lewis (NSF)
Scott Yarbrough (CH)
Lisa Mattingly (CH)
Melissa Barlow (CH)

2003

Scott Yarbrough (NSF)
Sally Bell (NSF)
Joe Cunningham (NSF)
June Courteau (NSF)
Dee Kantner (NSF)
Eric Larson (NSF)
Lisa Mattingly (CH)
Melissa Barlow (CH)
Wesley Dean (CH)

2004

Sally Bell (NSF)
Scott Yarbrough (NSF)
Tina Napier (NSF)
Melissa Barlow (NSF)
Greg Small (NSF)
Bill Titus (NSF)
Lisa Mattingly (CH)
Dee Kantner (CH)
Bryan Enterline (CH)

2005

Dee Kantner (NSF)
Tina Napier (NSF)
Barb Smith (NSF)
Sally Bell (NSF)
Bob Trammel (NSF)
Michael Price (NSF)
Melissa Barlow (CH)
Lisa Mattingly (CH)
Scott Yarbrough (CH)

**All-Time
Participants****(33 Institutions - 707 Players)
TEAM (Appearances - Players)****ALABAMA (1 Team - 11 Players)**

Sharrona Alexander 94
Camillia Crenshaw 94
Consuelo Daniels 94
Betsy Harris 94
Niesa Johnson 94
Carla Koonce 94
Sarah Smith 94
Marlene Stevenson 94
Madonna Thompson 94
Yolanda Watkins 94
Aycan Yeniley 94

ARKANSAS (1 Team - 12 Players)

Celia Anderson 98
Tennille Adams 98
Lonniya Bragg 98
Treva Christensen 98
Karen Jones 98
Karyn Karlin 98
Sytia Messer 98
Carrie Satterfield 98
Christy Smith 98
Kamara Stancle 98
Wendi Willits 98
Tiffany Wright 98

AUBURN (3 Teams - 20 Players)

Mae Ola Bolton 88
Ruthie Bolton 88, 89
Lisa Ciampi 90
Tracie Crawford 90
Lauretta Freeman 90
Linda Godby 88, 89, 90
C.C. Hayden 90
Carolyn Jones 89, 90
Angie Kennan 90
Kendall Mago 89, 90
Jocelyn McGilberry 88, 89
Diann McNeil 88
Tonda Moore 90
Vickie Orr 88, 89
Terryland Robinson 90
Patrena Scruggs 88, 89
Lynn Stevenson 89, 90
Sharon Stewart 88
Evelyn Thompson 89, 90
Chantel Tremitiere 89, 90

BAYLOR (1 Team - 14 Players)

Steffanie Blackmon 05
Jordan Davis 05
Chanelle Fox 05
Melanie Hamerly 05
Monique Jones 05
Victoria Jones 05
Emily Niemann 05
Chisa Ononiwu 05
Chameka Scott 05
Angela Tisdale 05
Abiola Wabara 05
Chelsea Whitaker 05
Latoya Wyatt 05
Sophia Young 05

CHEYNEY (2 Teams - 12 Players)

Eileen Dabney 82
Margaret Diaz 84
Karen Draughn 82, 84
Sandra Giddins 82, 84
Rosetta Guilford 82
Yolanda Laney 82, 84

Ann Strong 82, 84
Sharon Taylor 82, 84
Deborah Thomas 84
Debra Walker 82
Valerie Walker 82
Faith Wilds 82

CONNECTICUT (8 Teams - 49 Players)

Svetlana Abrosimova 00, 01
Tammy Arnold 96
Debbie Baer 91
Kerry Bascom 91
Ashley Battle 01, 02, 03, 04
Carla Berube 95, 96
Kim Better 95
Sue Bird 00, 01, 02
Wendy Davis 91
Amy Duran 96
Swin Cash 00, 01, 02
Maria Conlon 01, 02, 03, 04
Willnett Crockett 03, 04
Marcy Czel 00, 01
Janelle Elliott 95, 96
Jill Gelfenbien 95
Orly Grossman 91
Stacey Hansmeyer 00
Kelley Hunt 95, 96
Kennitra Johnson 00, 01
Asjha Jones 00, 01, 02
Heidi Law 91
Laura Lishness 91
Rebecca Lobo 95
Brenda Marquis 95
Stacey Marron 02, 03, 04
Jessica Moore 02, 03, 04
Meghan Pattysyn 91
Shea Ralph 00, 01
Christine Rigby 00, 01
Jennifer Rizzotti 95, 96
Kiana Robinson 04
Missy Rose 95
Nykesha Sales 95, 96
Paige Sauer 00
Shannon Saunders 91
Kelly Schumacher 00, 01
Liz Sherwood 04
Ann Strother 03, 04
Diana Taurasi 01, 02, 03, 04
Barbara Turner 03, 04
Ashley Valley 02, 03, 04
Morgan Valley 01, 02, 03, 04
Keirsten Walters 01
Pam Webber 95
Rita Williams 96
Tamika Williams 00, 01, 02
Nicole Wolff 03, 04
Kara Walters 95, 96

DUKE (3 Teams - 20 Players)

Mistie Bass 03
Alana Beard 02, 03
Payton Black 99
Peppi Browne 99
Monique Currie 02
Nicole Erickson 99
Jessica Foley 03
Krista Gingrich 99, 02
Lindsey Harding 03
Hilary Howard 99
Vicki Krapohl 02, 03
Michele Matyasovsky 02, 03
Sheana Mosch 02, 03
Rochelle Parent 99
Lauren Rice 99
Georgia Schweitzer 99
Brooke Smith 03
Iciss Tillis 02, 03



Photo courtesy of LSU Sports Information

LSU's Temeka Johnson is one of 10 Lady Tigers who played in the Women's Final Four in both 2004 and 2005.

Michele VanGorp 99
Wynter Whitley 02, 03

GEORGIA (5 Teams - 37 Players)

Amanda Abrams 83, 85
Signe Antvorskov 96
Angie Ball 99
Barbara Bootz 85
Kiesha Brown 99
Latrese Bush 95, 96
Alisa Carrandi 83
Cynthia Collins 83
Brandi Decker 95, 96
Sheila Easley 83
Teresa Edwards 83, 85
La'Keshia Frett 95, 96
Susie Gardner 83, 85
Janet Harris 83, 85
Tracy Henderson 95, 96
Kedra Holland 95, 96
Wanda Holloway 83
Pam Irwin-Osbolt 96, 99
Rhonda Malone 83
Katrina McClain 85
Tawana McDonald 99
Coco Miller 99
Kelly Miller 99
Camille Murphy 99
Deana Nolan 99
Lisa O'Connor 83, 85
Rachel Powell 95, 96
Saudia Roundtree 95, 96
Dorothy Sanders 95
Lou Sims 83
Kendi Taylor 96
Kim Thompson 95, 96
Elena Vishniakova 99
Traci Waites 85
Tiffany Walker 95, 96
Tracy Walls 95, 96
Shavonda Willis 99

IOWA (1 Team - 10 Players)

Laurie Aaron 93
Karen Clayton 93
Virgie Dillingham 93
Toni Foster 93
Andrea Harmon 93
Tia Jackson 93
Cathy Marx 93
Molly Tideback 93
Necole Tunsil 93
Armeda Yarbrough 93

LONG BEACH ST. (2 Teams - 14 Players)

Carol Brandt 88
Cindy Brown 87

Shameil Coleman 87, 88
Sheron Douglas 87
Cheryl Dowell 87, 88
Lisa Ellis 87
Angelique Lee 88
Margaret Mohr 87
Lisa Reslock 88
Shannon Smith 87, 88
Penny Toler 87, 88
Bettina Turner 87
Traci Waites 88
Dana Wilkerson 88

LA.-MONROE (1 Team - 7 Players)

Chriss Hailey 85
Jocelyn Hill 85
Lisa Ingram 85
Brenda Jordan 85
Eun Jung Lee 85
Chana Perry 85
Joel Tillis 85

LSU (2 Teams - 18 Players)

Seimone Augustus 04, 05
Hanna Biernacka 04, 05
Quianna Chaney 05
Treyne Clavelle 04
Sylvia Fowles 05
Doneeka Hodges 04
Scholanda Houston 04, 05
Temeka Johnson 04, 05
Wendlyn Jones 04, 05
Amber Long 04
RaShonta LeBlanc 05
Khalilah Mitchell 04, 05
Ashley Thomas 05
Crystal White 04, 05
Erica White 05
Marian Whitfield 04, 05
Florence Williams 04, 05
Tillie Willis 04, 05

LOUISIANA TECH (10 Teams - 65 Players)

Barbara Bolden 90
Melshika Bowman 98
Amy Brown 94
Lashawn Brown 94
Tatia Brown 89
Nicole Burn 98
Alisa Burras 98
Danielle Butler 98
Melinda Chambless 87, 88
Katie Cochran 98
Pam Crawford 84
Stacey Davis 87
Sheila Ethridge 88, 89, 90
Sandra Felton 82



Photo by Jim Gurd/NCAA Photos

Kristin Folkl (dark uniform) played in two Women's Final Fours (1995 and 1997) for Stanford.

Priya Gilmore 98, 99
 Pam Gant 82, 83, 84
 Cara Gullion 90
 Shantel Hardison 89, 90
 Tori Harrison 84, 87
 Tamicha Jackson 98, 99
 Vickie Johnson 94
 Pam Kelly 82
 Kay Konerza 83, 84
 Venus Lacy 88, 89, 90
 Brooke Lassiter 99
 Janice Lawrence 82, 83, 84
 Angela Lawson 87, 88
 Betty Lennox 99
 Nora Lewis 87, 88, 89
 Takeisha Lewis 99
 Annie Lockett 90
 Michelle Martin 90
 Shaka Massey 99
 Monica Maxwell 98, 99
 Sherry McDonald 87
 Terri Meyer 90
 Kim Mulkey 82, 83, 84
 Kendra Neal 94
 Ann Pendergrass 82
 Debbie Primeaux 83
 Joletta Riser 94
 Debra Rodman 82, 83, 84
 Rita Rust 82
 Jamie Scheppmann 98
 Lori Scott 82, 83
 Christie Sides 99
 Sebrena Smith 90
 Anna Snider 98
 Tia Sossamon 82, 83
 Racquel Spurlock 94
 Paulette Stall 87, 89
 LaQuan Stallworth 98, 99
 Pam Thomas 94
 Angela Turner 82
 Ayana Walker 99
 Maquisha Walker 94
 Jocelyn Watson 89, 90
 Teresa Weatherspoon 87, 88
 Pam Wells 89, 90
 Erica Westbrooks 87, 88
 Jennifer White 82, 83
 Danielle Whitehurst 90
 Julie Wilkerson 83
 Debra Williams 94
 Amanda Wilson 98, 99

MARYLAND (2 Teams - 14 Players)

Vicky Bullett 89
 Carla Holmes 89
 Dwuanna Lee 89
 Debbie Lytle 82
 Kaisa Maine 89
 Lydia McAliley 82
 Sue Panek 89
 Belinda Pearman 82
 Jasmina Perazic 82
 Marcia Richardson 82
 Subrena Rivers 89
 Deanna Tate 89
 Myra Waters 82
 Christy Winters 89

MICHIGAN ST. (1 Team - 12 Players)

Myisha Bannister 05
 Lindsay Bowen 05
 Danielle Doneth 05
 Maggie Dwyer 05
 Katrina Grantham 05
 Laura Hall 05
 Rene Haynes 05
 Kristin Haynie 05
 Victoria Lucas-Perry 05
 Liz Shimek 05
 Kelli Roehrig 05
 Melanie Small 05

MINNESOTA (1 Team - 12 Players)

Kadidja Andersson 04
 Shannon Bolden 04
 Jamie Broback 04
 Christina Collison 04
 Lori Dimitroff 04
 Hannah Garry 04
 Leslie Hill 04
 Janel McCarville 04
 Liz Podominick 04
 Kelly Roysland 04
 Shannon Schonrock 04
 Lindsay Whalen 04

MISSOURI ST. (2 Teams - 22 Players)

Tonya Baucom 92
 Stephanie Busby 01
 Melody Campbell 01
 Ann Cavey 01
 Carly Deer 01
 Chrissy Ediger 92
 Morgan Hohenberger 01
 Julie Howard 92
 Melody Howard 92
 Dzenata Kadic 01
 Kinga Kiss 01
 Tara Mitchem 01
 Tiny McMorris 01
 Heidi Muller 92
 Erika Rante 01
 Karen Rapier 92
 Tina Robbins 92
 Charity Shira 92
 Jackie Stiles 01
 Angenette Sumrall 92
 Erica Vicente 01
 Secelia Winkfield 92

NORTH CAROLINA (1 Team - 12 Players)

Tonya Cooper 94
 Sylvia Crawley 94
 Lori Gear 94
 Gwendolyn Gillingham 94
 Tonya Jackson 94
 Marion Jones 94
 Stephanie Lawrence 94
 Carrie McKee 94
 Kim Rouse 94
 Tonya Sampson 94
 Charlotte Smith 94
 Jill Suddreth 94

NORTH CAROLINA ST. (1 Team - 11 Players)

Monica Bates 98
 Summer Erb 98
 Kristen Gillespie 98
 LySchale Jones 98
 Tynasha Lewis 98
 Rosalyn McLendon 98
 Chasity Melvin 98

Constance Poteat 98
 Peace Shepard 98
 Nailah Wallace 98
 Kenyatta Williams 98

NOTRE DAME (2 Teams - 20 Players)

Jeannine Augustin 97
 Amanda Barksdale 01
 Rosanne Bohman 97
 Imani Dunbar 01
 Katryna Gaither 97
 Ericka Haney 01
 Julie Henderson 97
 Monique Hernandez 01
 Kari Hutchinson 97
 Niele Ivey 01
 Jeneka Joyce 01
 Meaghan Leahy 01
 Sheila McMillen 97
 Beth Morgan 97
 Mollie Peirick 97
 Alicia Ratay 01
 Ruth Riley 01
 Le'Tania Severe 01
 Kelly Siemon 01
 Karen Swanson 01

OKLAHOMA (1 Team - 12 Players)

Lindsey Casey 02
 LaNeisha Caufield 02
 Stacey Dales 02
 Caton Hill 02
 Dionnah Jackson 02
 Stephanie Luce 02
 Rosalind Ross 02
 Kate Scott 02
 Shannon Selmon 02
 Lauren Shousch 02
 Stephanie Simon 02
 Jamie Talbert 02

OLD DOMINION (3 Teams - 24 Players)

Mery Andrade 97
 Lisa Blais 83, 85
 Kelly Bradley 97
 Marie Christian 85
 Tracy Claxton 85
 Dawn Cullen 83, 85
 Natalie Diaz 97
 Medina Dixon 83, 85
 Anne Donovan 83
 Aubrey Eblin 97
 Amber Eller 97
 Pam Elliott 83
 Adrienne Goodson 85
 Donna Harrington 85
 Stacy Himes 97
 Alpha Jenkins 83, 85
 Bridget Jenkins 85
 Clarisse Machanguana 97
 Helen Malone 83
 Regina Miller 83
 Ticha Penicheiro 97
 Nyree Roberts 97
 LaToya Small 97
 Beth Wilkerson 83

PENN ST. (1 Team - 10 Players)

Nicole Anaejonu 00
 Rashana Barnes 00
 Katrena Carr 00
 Helen Darling 00
 Chrissy Falcone 00
 Andrea Garner 00
 Marissa Graby 00
 Ashley Luke 00
 Lisa Shepard 00
 Maren Walseth 00

PURDUE (3 Teams - 28 Players)

Camille Cooper 99, 01
 Candi Crawford 99, 01
 Katie Douglas 99, 01
 Michelle Duhart 99
 Ukari Figgs 99
 Melina Griffin 94
 Lindsey Hicks 01
 Andrea Hildebrand 94
 Shalicia Hurns 01
 Jennifer Jacoby 94
 Leslie Johnson 94
 Beth Jones 01
 Tonya Kirk 94

Kelly Komara 99, 01
 Cindy Lamping 94
 Mo-nique Langston 01
 Shannon Lindsey 94
 Stacey Lovelace 94
 Danielle McCulley 94
 Laura Meadows 01
 Mary Jo Noon 01
 Shinika Parks 01
 Jannon Roland 94
 Nicki Taggart 94
 Erika Valek 01
 Stephanie White-McCarty 99
 Shereka Wright 01
 Tiffany Young 99

RUTGERS (1 Team - 15 Players)

Dana Boonen 00
 Jennifer Clemente 00
 Davalyn Cunningham 00
 Coko Eggleston 00
 Christina Fowler 00
 Usha Gilmore 00
 Shauntai Hall 00
 Mauri Horton 00
 LaTana Lillard 00
 Linda Miles 00
 Shawnetta Stewart 00
 Tammy Sutton-Brown 00
 Tasha Pointer 00
 Kourtney Walton 00
 Karlita Washington 00

SOUTHERN CALIFORNIA (3 Teams - 21 Players)

Amy Alkek 84
 JaMaiia Bond 83, 84, 86
 Donna Carter 84
 Cynthia Cooper 83, 84, 86
 Kathy Doyle 83
 Yolanda Fletcher 83, 84
 Holly Ford 86
 Liz Hirn 86
 Karen Howell 86
 Tracy Longo 84
 Pam McGee 83, 84
 Paula McGee 83, 84
 Cheryl Miller 83, 84, 86
 Cherie Nelson 86
 Timi Pitzer 83
 Paula Pyers 86
 Juliette Robinson 83, 84
 Le Anne Sera 83, 84
 Melissa Ward 83, 84, 86
 Rhonda Windham 83, 86
 Kalen Wright 86

STANFORD (6 Teams - 31 Players)

Ann Adkins 91, 92
 Jennifer Azzi 90
 Kelly Dougherty 91, 92
 Milena Flores 97
 Kristin Folk 95, 97
 Regan Freuen 95
 Molly Goodenbour 91, 92
 Tara Harrington 95, 96
 Christy Hedgpeth 91, 92
 Rachel Hemmer 92, 95
 Sonja Henning 90, 91
 Anita Kaplan 92, 95
 Bobbie Kelsey 95
 Chris MacMurdo 91, 92
 Naomi Multaqaopele 95, 96, 97
 Vanessa Nygaard 95, 96, 97
 Heather Owen 95, 96, 97
 Stacy Parson 90
 Kate Paye 92, 95
 Martha Richards 90, 91
 Tanda Rucker 92
 Olympia Scott 95, 96, 97
 Niki Sevillian 92
 Charmin Smith 95, 96, 97
 Kate Starbird 95, 96, 97
 Katy Steding 90
 Trisha Stevens 90
 Angela Taylor 91, 92
 Val Whiting 90, 91, 92
 Jamila Wideman 95, 96, 97
 Julie Zeilstra 90

TENNESSEE (16 Teams - 87 Players)

Jody Adams 91
 Nicky Anosike 05

Sherry Bostic 86
 Niya Butts 97, 98, 00
 Tasha Butts 02, 03, 04
 Nikki Caldwell 91
 Abby Canon 05
 Amanda Canon 00, 02
 Kelli Casteel 89, 91
 Tamika Catchings 98, 00
 Daedra Charles 89, 91
 Regina Clark 89, 91
 Kristen Clement 98, 00
 Susan Clower 82
 Lynne Collins 82, 84
 Sheila Collins 82, 84
 Abby Conklin 95, 96, 97
 Latina Davis 95, 96
 LaToya Davis 02, 03, 04
 Sybil Dosty 05
 Kris Durham 88
 Sarah Edwards 00
 Tonya Edwards 87, 88
 Shyra Ely 02, 03, 04, 05
 Kyra Elzy 97, 98, 00
 Peggy Evans 91
 Tye sha Fluker 03, 04, 05
 Valerie Freeman 84
 Sheila Frost 86, 87, 88, 89
 Alex Fuller 05
 Amy Gamble 84
 Teresa Geter 98
 Bridgette Gordon 86, 87, 88, 89
 Misty Greene 96, 97, 98
 Aubrey Guastalli 05
 Tanya Haave 82, 84
 Lisa Harrison 91
 Pat Hatmaker 82, 84
 Debbie Hawhee 89, 91
 Dena Head 89, 91
 Lea Henry 82
 Chamique Holdscaw 96, 97, 98
 Alexis Hornbuckle 05
 Karla Horton 86, 87
 Brittany Jackson 02, 03, 04, 05
 Gwen Jackson 00, 02, 03
 Dana Johnson 95

Michelle Johnson 95
 Tiffani Johnson 95, 96, 97
 Kellie Jolly 96, 97, 98
 Tammy Larkey 82
 Kara Lawson 00, 02, 03
 Brynae Laxton 96, 97, 98
 Cheryl Littlejohn 84, 86, 87
 Michelle Marciniak 95, 96
 Pam Marr 84, 86
 Dawn Marsh 86, 87, 88
 Melissa McCray 86, 87, 88, 89
 Nikki McCray 95
 Courtney McDaniel 02, 03
 April McDivitt 00, 02
 Carla McGhee 87, 89
 Laurie Milligan 95, 96, 97, 98
 Loree Moore 02, 03, 04, 05
 Tasheika Morris 00
 Michelle Muñoz 02
 Mary Ostrowski 82, 84
 Candace Parker 05
 Shalon Pillow 00, 02
 Semeka Randall 98, 00
 Dominique Redding 04, 05
 Ashley Robinson 02, 03, 04
 Debbie Scott 89
 Shelley Sexton 84, 86, 87
 Kim Smallwood 96
 Tanika Smith 95
 Michelle Snow 00, 02
 Sidney Spencer 04, 05
 Kathy Spinks 86, 87, 88
 LaShonda Stephens 97, 98, 00
 Pashen Thompson 95, 96, 97
 Paula Towns 82, 84
 Jennifer Tuggle 87, 88
 Vonda Ward 95
 Lisa Webb 84, 87, 88
 Sa'de Wiley-Gatewood 05
 Shanna Zolman 03, 04, 05

TEXAS (3 Teams - 30 Players)
 Susan Anderson 87
 Ellen Bayer 87
 Jody Bell 03
 Kala Bowers 03

Jamie Carey 03
 Tamra Cobbins 03
 Clarissa Davis 86, 87
 Tai Dillard 03
 Kamie Ethridge 86
 Pennee Hall 87
 Fran Harris 86
 Annissa Hastings 03
 Gay Hemphill 86
 Janna Jespersen 03
 C.J. Jones 86, 87
 Andrea Lloyd 86, 87
 Lyssa McBride 87
 Paulette Moegle 86, 87
 Nina Norman 03
 Cara Priddy 86
 Coco Reed 03
 Alisha Sare 03
 Heather Schreiber 03
 Annette Smith 86
 Audrey Smith 86
 Stacy Stephens 03
 Stephanie Thiel 03
 Beverly Williams 86, 87
 Mercedes Williams 03
 Yulonda Wimbish 86, 87

TEXAS TECH (1 Team - 7 Players)
 Michi Atkins 93
 Cynthia Clinger 93
 Janice Farris 93
 Noel Johnson 93
 Krista Kirkland 93
 Stephanie Scott 93
 Sheryl Swoopes 93

VANDERBILT (1 Team - 9 Players)
 Renee Allen 93
 Rhonda Blades 93
 Mara Cunningham 93
 Heidi Gillingham 93
 Ginger Jared 93
 Shelley Jarrard 93
 Lisa King 93
 Misty Lamb 93
 Julie Powell 93

VIRGINIA (3 Teams - 13 Players)
 Charleata Beale 92
 Heather Burge 90, 91, 92
 Heidi Burge 90, 91, 92
 Tonya Cardoza 91
 Dena Evans 90, 91, 92
 Carmela Franklin 90
 Amy Lofstedt 92
 Tammi Reiss 90, 91, 92
 Fran Scott 90
 Audra Smith 90, 91, 92
 Dawn Staley 90, 91, 92
 Melanee Wagener 91, 92
 Teshika Ward 90, 91

WESTERN KY. (3 Teams - 28 Players)
 Jennifer Berryman 92
 Ida Bowen 92
 Gina Brown 85
 Melinda Carlson 85, 86
 Bridgette Combs 86
 Veronica Cook 92
 Dana Cunningham 85, 86
 Clemette Haskins 85, 86
 Debbie Houk 92
 Sheronda Jenkins 85
 Annette Jones 85, 86
 Kristie Jordan 92
 Liesa Lang 92
 Linda Martin 85
 Lillie Mason 85, 86
 Paulette Monroe 92
 Debbie O'Connell 86
 Laura Ogles 85, 86
 Sharon Ottens 85, 86
 Traci Patton 86
 Kim Pehlke 92
 Lea Robinson 92
 Debbie Scott 92
 Susie Starks 86
 Kim Taylor 86
 Kami Thomas 85, 86
 Renee Westmoreland 92
 Trina Wilson 92

Division I Women's Basketball Committee All-Time Roster

Committee Chairs

Name	Affiliation(s)	Years
Nora Lynn Finch	North Carolina State University	1982-1988
Judith Holland	University of California, Los Angeles	1989-1993
Linda Bruno	Big East Conference/ Atlantic 10 Conference	1994-1996 1996-1998
Jean Ponsetto	DePaul University	1998-2000
Bernadette McGlade	Georgia Institute of Technology/ Atlantic Coast Conference	2000-2002 2002-2004
Maryalycce Jeremiah	California State University, Fullerton	2004-2005
Cheryl Marra	University of Wisconsin, Madison	2005-Present
Lynn Parkes	University of Memphis	
Joni Comstock	American University	

Committee Members

Name	Affiliation(s)	Years
Ieschechia Allen	North Carolina A&T State University	2003-2005
Phyllis Bailey	Ohio State University	1988-1994
Jean Berger	Drake University	2000-2005
Sandra Booker	Bethune-Cookman College	2005-Present
Linda Bruno	Big East Conference/ Atlantic 10 Conference	1990-1996
Sandra Bullman	University of Pittsburgh	1981-1984
Barbara Burke	University of Wyoming	2005-Present

Name	Affiliation(s)	Years
Jackie Campbell	Atlantic 10 Conference	2001-2002
Tina Cheatham	Southland Conference	2005-Present
Joni Comstock	Purdue University	1999
	University of North Carolina, Asheville/ American University	2001-Present
Deborah Corum	Louisiana State University/ Southeastern Conference	1998-2002
Dana Craft	Texas State University	1993-1999
Rudy Davalos	University of New Mexico	2004-2005
Cedric Dempsey	University of Houston	1981-1983
Cynthia DuPont-Jones	Florida A&M University	2002-2003
O. Dean Ehlers	James Madison University	1989-1994
Carolyn Schlie Femovich	University of Pennsylvania	1984-1990
Nora Lynn Finch	North Carolina State University	1981-1984
Fern Gardner	University of Utah	1981-1987
Alfreeda Goff	Virginia Commonwealth University	1989-1994
E. Kaye Hart	Austin Peay State University	1996-1997
Cindy Hartmann	University of Dayton	2002-Present
J. Elaine Hieber	Iowa State University	1994-2000
Sarah Hill	Florida A&M University	1987-1988
Judith Holland	University of California, Los Angeles	1987-1993
Constance Hurlbut	Patriot League	1996-1997
Jim Jarrett	Old Dominion University	1981-1988
Maryalycce Jeremiah	California State University, Fullerton	1998-2002
Charlene Johnson	South Carolina State University	2003
Susie Jones	Northern Illinois University/ George Washington University	1984-1991 1989-1991

Name	Affiliation(s)	Years
John Kasser	University of Houston	1983-1987
Cheryl Marra	University of Wisconsin, Madison	2000-2004
Richard Mazzuto	St. Mary's College (California)	1991-1997
Brenda McCoy	Mid-Eastern Athletic Conference	1995-2000
Sandra McCullough	Northwestern University	1981-1984
Margie McDonald	Western Athletic Conference	1992-1997
Bernadette McGlade	Georgia Institute of Technology/ Atlantic Coast Conference	1994-2000
Jeannine McHaney	Texas Tech University	1986-1992
Jane Meyer	University of Iowa	2005-Present
Karen Morrison	University of Colorado, Boulder	2000-2005
Stanley Morrison	University of California, Santa Barbara	1988-1989
Katherine Noble	Big Sky Conference	1997-1999
Lisa Parker	Boise State University	2004-Present
Lynn Parkes	University of Memphis	2000-2005
Deborah Polca	Ohio Valley Conference/ Eastern Illinois University	1997-2001
Jean Ponsetto	DePaul University	1992-1998
Janice Ruggiero	University of New Mexico	2002-2004
Calli Sanders	Montana State University	1999-2001
Frances Schaafsma	Long Beach State University	1981-1984
Jacki Silar	Duke University	2005-Present
Judy Southard	Louisiana State University	2004-Present
Carol Sprague	University of Pittsburgh	1999-2004
June Stewart	Vanderbilt University	1990-1996
Pamela Strathairn	Stanford University	1984-1987

Name	Affiliation(s)	Years
Marie Tuite	University of Washington	2001-Present
Suzanne Tyler	America East Conference/ University of Maine, Orono	1997-2001
Patty Viverito	Gateway Conference	1986-1992
Shirley Walker	Alcorn State University	1981-1986
Betty Werner Miles	Drake University	1982-1986
Sarah Yates	Florida A&M University	1987-1989

Did You Know? Former NCAA President Cedric Dempsey served on the first Division I Women's Basketball Committee in 1981-83, while serving as director of athletics at the University of Houston.

Tournament fact



The Early Rounds

Regional Appearances and Leaders	26
Regional Game Records	27
First- and Second-Round Game Records	30
Regional All-Tournament Teams	34
Regional History	36
Regional Participants	38



All-Time Regional Appearances

(81 Teams)

TEAM (Years in Regionals)	Total Regionals	Regionals Won
Alabama (1984-94-95-96-97-98)	6	1
UAB (2000)	1	0
Arizona (1998)	1	0
Arizona St. (1982-83-2005)	3	0
Arkansas (1990-91-98)	3	1
Auburn (1983-85-86-87-88-89-90-91-93-96)	10	3
Baylor (2004-05)	2	1
Boston College (2003-04)	2	0
Brigham Young (2002)	1	0
UC Santa Barb. (2004)	1	0
Cheyney (1982-83-84)	3	2
Clemson (1989-90-91-99)	4	0
Colorado (1993-94-95-97-2002-03)	6	0
Colorado St. (1999)	1	0
Connecticut (1991-94-95-96-97-98-99-2000-01-02-03-04-05)	13	8
Drake (1982-2002)	2	0
Duke (1998-99-2000-01-02-03-04-05)	8	3
Florida (1997-98)	2	0
George Washington (1995-97)	2	0
Georgetown (1993)	1	0
Georgia (1983-84-85-86-87-88-91-95-96-97-99-2000-03-04-05)	15	5
Illinois (1997-98)	2	0
Indiana (1983)	1	0
Iowa (1987-88-89-93-96)	5	1
Iowa St. (1999-2000-01)	3	0
James Madison (1986-87-88-91)	4	0
Kansas (1996-98)	2	0
Kansas St. (1982-83-2002)	3	0
Kentucky (1982)	1	0
Lamar (1991)	1	0
Liberty (2005)	1	0
Long Beach St. (1982-83-84-85-86-87-88-89-91)	9	2
La.-Monroe (1984-85)	2	1
LSU (1984-86-89-97-99-2000-03-04-05)	9	2
Louisiana Tech (1982-83-84-85-86-87-88-89-90-93-94-95-96-97-98-99-2000-01-03-04)	20	10
Maryland (1982-83-88-89-92)	5	2
Memphis (1982)	1	0
Miami (Fla.) (1992)	1	0
Michigan St. (2005)	1	1
Minnesota (2003-04-05)	3	1
Mississippi (1983-84-85-86-87-88-89-90-92)	9	0
Missouri (1982-2001)	2	0
Missouri St. (1992-93-2001)	3	2
Montana (1984)	1	0
UNLV (1989)	1	0
New Mexico (2003)	1	0
North Carolina (1984-86-93-94-95-97-98-99-2002-05)	10	1
North Carolina St. (1982-84-85-87-89-90-91-95-98-2001)	10	1
Notre Dame (1997-98-2000-01-03-04)	6	2
Ohio St. (1985-86-87-88-89-93-2005)	7	1
Oklahoma (1986-2001-02)	3	1
Oklahoma St. (1991)	1	0

TEAM (Years in Regionals)	Total Regionals	Regionals Won
Old Dominion (1982-83-84-85-87-96-97-98-99-2000-02)	11	3
Oregon St. (1983)	1	0
Penn St. (1982-83-85-86-92-94-96-2000-02-03-04)	11	1
Providence (1990)	1	0
Purdue (1990-92-94-95-98-99-2001-03-04)	9	3
Rutgers (1986-87-88-98-99-2000-05)	7	1
San Diego St. (1984-85)	2	0
San Francisco (1996)	1	0
Seton Hall (1994)	1	0
South Carolina (1982-90-2002)	3	0
Southern California (1982-83-84-85-86-87-88-92-93-94)	10	3
Southern Ill. (1987)	1	0
Southern Miss. (1994)	1	0
Stanford (1988-89-90-91-92-93-94-95-96-97-2002-04-05)	13	6
Stephen F. Austin (1989-90-92-93-96)	5	0
Tennessee (1982-83-84-85-86-87-88-89-90-91-92-93-94-95-96-97-98-99-2000-01-02-03-04-05)	24	16
Texas (1983-84-85-86-87-88-89-90-2002-03-04)	11	3
Texas A&M (1994)	1	0
Texas Tech (1992-93-94-95-96-99-2000-01-02-03-05)	11	1
UCLA (1985-1992-99)	3	0
Utah (2001)	1	0
Vanderbilt (1990-91-92-93-94-95-96-97-2001-02-04-05)	12	1
Villanova (2003)	1	0
Virginia (1987-88-89-90-91-92-93-94-95-96-97-2000)	12	3
Virginia Tech (1999)	1	0
Washington (1988-90-91-95-2001)	5	0
West Virginia (1992)	1	0
Western Ky. (1985-86-91-92-93-95)	6	3
Xavier (2001)	1	0
TOTALS	381	96

Most Regionals

Tennessee	24
Louisiana Tech	20
Georgia	15
Connecticut	13
Stanford	13
Vanderbilt	12
Virginia	12
Old Dominion	11
Penn St.	11
Texas	11

Consecutive Regionals (current)

Tennessee	24 (1982-2005)
Connecticut	12 (1994-2005)
Duke	8 (1998-2005)

Consecutive Regionals (all-time)

Tennessee	24 (1982-Present)
Connecticut	12 (1994-Present)
Virginia	11 (1987-97)
Stanford	10 (1988-97)
Louisiana Tech	9 (1982-90)
Long Beach St.	8 (1982-89)
Mississippi	8 (1983-90)
Texas	8 (1983-90)
Louisiana Tech	8 (1993-2001)
Duke	8 (1998-Present)

Tournament trivia

Question...

What school has appeared in the most regionals without ever advancing to the Women's Final Four?

Answer...

Mississippi with nine regional appearances (1983-90 and 1992).

Regional Game Records

Single Game, Individual

MOST POINTS

- 50 - Lorri Bauman, Drake vs. Maryland, West F, 3-21-82
- 41 - Jackie Stiles, Missouri St. vs. Duke, West SF, 3-24-01
- 40 - Cindy Brown, Long Beach St. vs. Ohio St., West F, 3-21-87
- 39 - Portia Hill, Stephen F. Austin vs. Arkansas, West SF, 3-22-90
- 39 - Delmonica DeHorney, Arkansas vs. Stanford, West F, 3-24-90
- 37 - LaTaunya Pollard, Long Beach St. vs. Southern California, West F, 3-26-83
- 37 - Teresa Edwards, Georgia vs. Tennessee, Mideast SF, 3-20-86
- 37 - Saudia Roundtree, Georgia vs. Louisiana Tech, Midwest F, 3-25-96
- 36 - Lisa Ingram, La-Monroe vs. Texas, Midwest SF, 3-23-84
- 36 - Sheryl Swoopes, Texas Tech vs. Colorado, West F, 3-27-93
- 36 - Beth Morgan, Notre Dame vs. Alabama, East SF, 3-22-97

MOST FIELD GOALS

- 21 - Lorri Bauman, Drake vs. Maryland, West F, 3-21-82
- 17 - Lisa Ingram, La-Monroe vs. Texas, Midwest SF, 3-23-84
- 17 - Portia Hill, Stephen F. Austin vs. Arkansas, West SF, 3-22-90
- 16 - Chantelle Anderson, Vanderbilt vs. Iowa St., Midwest SF, 3-24-01
- 15 - LaTaunya Pollard, Long Beach St. vs. Drake, West SF, 3-19-82
- 15 - Cindy Brown, Long Beach St. vs. Ohio St., West F, 3-21-87
- 15 - Delmonica DeHorney, Arkansas vs. Stanford, West F, 3-24-90
- 15 - Jackie Stiles, Missouri St. vs. Duke, West SF, 3-24-01
- 14 - Nine tied (Most recent: Nicole Powell, Stanford vs. Tennessee, Midwest F, 3-30-04)

MOST FIELD GOALS ATTEMPTED

- 35 - Lorri Bauman, Drake vs. Maryland, West F, 3-21-82
- 32 - Betty Lennox, Louisiana Tech vs. Old Dominion, Midwest SF, 3-25-00
- 30 - Tina Hutchinson, San Diego St. vs. Long Beach St., West SF, 3-22-84
- 28 - Medina Dixon, Old Dominion vs. Cheyney, East F, 3-24-84
- 28 - Teresa Edwards, Georgia vs. Tennessee, Mideast SF, 3-20-86
- 28 - Portia Hill, Stephen F. Austin vs. Arkansas, West SF, 3-22-90
- 27 - Andrea Stinson, North Carolina St. vs. Texas, Midwest SF, 3-22-90
- 27 - Debra Williams, Louisiana Tech vs. Georgia, Midwest F, 3-25-96
- 26 - Cindy Brown, Long Beach St. vs. Ohio St., West F, 3-21-87
- 26 - Connie Cole, Stephen F. Austin vs. Arkansas, West SF, 3-22-90
- 26 - Chamique Holdsclaw, Tennessee vs. North Carolina, Mideast F, 3-23-98
- 26 - Chamique Holdsclaw, Tennessee vs. Virginia Tech, East SF, 3-20-99

HIGHEST FIELD-GOAL PERCENTAGE (Min. 10 made)

- 87.5% (14-16) - Pam Kelly, Louisiana Tech vs. Kentucky, Midwest F, 3-20-82
- 87.5% (14-16) - Delmonica DeHorney, Arkansas vs. Stephen F. Austin, West SF, 3-22-90
- 86.7% (13-15) - Trisha Stevens, Stanford vs. Iowa, Midwest SF, 3-23-89
- 84.6% (11-13) - Dottie Van Gheem, Providence vs. Virginia, East SF, 3-22-90
- 83.3% (10-12) - Heidi Burge, Virginia vs. West Virginia, East SF, 3-26-92

- 83.3% (10-12) - Jennifer Rizzotti, Connecticut vs. Alabama, East SF, 3-23-95
- 83.3% (10-12) - Seimone Augustus, LSU vs. Liberty, Chattanooga SF, 3-26-05
- 81.3% (13-16) - Isabelle Fijalkowski, Colorado vs. Georgia, Midwest F, 3-25-95
- 78.6% (11-14) - Val Whiting, Stanford vs. Georgia, West F, 3-23-91
- 77.8% (14-18) - Vicky Bullett, Maryland vs. Ohio St., Mideast SF, 3-24-88

MOST THREE-POINT FIELD GOALS

- 6 - 10 tied (Most recent: Diana Taurasi, Connecticut vs. North Carolina St., East SF, 3-24-01)

MOST THREE-POINT FIELD GOALS ATTEMPTED

- 13 - Tora Suber, Virginia vs. Stanford, West SF, 3-22-97
- 13 - Katie Cronin, Colorado St. vs. UCLA, West SF, 3-20-99
- 12 - Debra Williams, Louisiana Tech vs. Georgia, Midwest F, 3-25-96
- 12 - Tamicha Jackson, Louisiana Tech vs. Penn St., Midwest F, 3-27-00
- 12 - Nicole Levandusky, Xavier vs. Purdue, Mideast F, 3-26-01
- 11 - Nine tied (Most recent: Betty Lennox, Louisiana Tech vs. Old Dominion, Midwest SF, 3-25-00)

HIGHEST THREE-POINT FIELD-GOAL PERCENTAGE (Min. five made)

- 85.7% (6-7) - Jennifer Howard, North Carolina St. vs. Georgia, Midwest SF, 3-23-95
- 83.3% (5-6) - Vicki Hall, Texas vs. UNLV, West SF, 3-23-89
- 83.3% (5-6) - Ashley McElhiney, Vanderbilt vs. Iowa St., Midwest SF, 3-24-01
- 75.0% (6-8) - Kelly Miller, Georgia vs. Iowa St., Mideast F, 3-22-99
- 75.0% (6-8) - Diana Taurasi, Connecticut vs. North Carolina St., East SF, 3-24-01
- 71.4% (5-7) - Jennifer Jacoby, Purdue vs. Vanderbilt, West SF, 3-23-95
- 71.4% (5-7) - Krista Reinking, Illinois vs. Connecticut, Midwest SF, 3-22-97
- 71.4% (5-7) - LaNeishea Caufield, Oklahoma vs. Colorado, West F, 3-25-02
- 66.7% (6-9) - Brenda Hatchett, Lamar vs. Arkansas, Midwest SF, 3-21-91
- 66.7% (6-9) - Lisa Griffith, Arizona vs. Connecticut, East SF, 3-21-98
- 66.7% (6-9) - Molly Goodenbour, Stanford vs. Southern California, West F, 3-28-92

MOST FREE THROWS

- 17 - Bridgette Gordon, Tennessee vs. Long Beach St., East F, 3-25-89
- 15 - Sheryl Swoopes, Texas Tech vs. Colorado, West F, 3-27-93
- 14 - Lorri Bauman, Drake vs. Long Beach St., West SF, 3-19-82
- 14 - Shelia Collins, Tennessee vs. Georgia, Mideast F, 3-25-84
- 14 - Chantelle Anderson, Vanderbilt vs. North Carolina, Midwest SF, 3-23-02
- 13 - Venus Lacy, Louisiana Tech vs. LSU, Midwest SF, 3-23-89
- 13 - Tonya Edwards, Tennessee vs. Virginia, East F, 3-24-90
- 13 - Chamique Holdsclaw, Tennessee vs. North Carolina, Mideast F, 3-23-98
- 12 - Paula Towns, Tennessee vs. Southern California, Mideast F, 3-21-82
- 12 - Saudia Roundtree, Georgia vs. Louisiana Tech, Midwest F, 3-25-96
- 12 - Alana Beard, Duke vs. Texas Tech, Midwest F, 3-31-03

MOST FREE THROWS ATTEMPTED

- 20 - Bridgette Gordon, Tennessee vs. Long Beach St., East F, 3-25-89
- 18 - Tonya Edwards, Tennessee vs. Virginia, East F, 3-24-90
- 16 - Janet Harris, Georgia vs. Indiana, Mideast SF, 3-23-83



Photo courtesy of Minnesota Sports Information

Minnesota's Janel McCarville tied the high mark for blocked shots in a regional game, when she turned away seven tries by Boston College in 2004.

- 16 - Eugenia Conner, Mississippi vs. Georgia, Mideast SF, 3-23-84
- 16 - Shelia Collins, Tennessee vs. Georgia, Mideast F, 3-25-84
- 16 - Venus Lacy, Louisiana Tech vs. LSU, Midwest SF, 3-23-89
- 16 - Sheryl Swoopes, Texas Tech vs. Colorado, West F, 3-27-93
- 16 - Chantelle Anderson, Vanderbilt vs. North Carolina, Midwest SF, 3-23-02
- 15 - Five tied (Most recent: Ukari Figgs, Purdue vs. Rutgers, Midwest F, 3-22-99)

HIGHEST FREE-THROW PERCENTAGE (Min. 10 made)

- 100.0% (11-11) - Nicole Erickson, Duke vs. Old Dominion, East SF, 3-20-99
- 100.0% (10-10) - Katie Smith, Ohio St. vs. Western Ky., East SF, 3-25-93
- 93.8% (15-16) - Sheryl Swoopes, Texas Tech vs. Colorado, West F, 3-27-93
- 93.3% (14-15) - Lorri Bauman, Drake vs. Long Beach St., West SF, 3-19-82
- 92.9% (13-14) - Chamique Holdsclaw, Tennessee vs. North Carolina, Mideast F, 3-23-98
- 92.3% (12-13) - Paula Towns, Tennessee vs. Southern California, Mideast F, 3-21-82
- 92.3% (12-13) - Saudia Roundtree, Georgia vs. Louisiana Tech, Midwest F, 3-25-96
- 91.7% (11-12) - Six tied (Most recent: Candice Wiggins, Stanford vs. Connecticut, Kansas City SF, 3-27-05)

MOST REBOUNDS

- 20 - Shelda Arceneaux, San Diego St. vs. Long Beach St., West SF, 3-22-84
- 19 - Sheila Foster, South Carolina vs. Kentucky, Midwest SF, 3-18-82
- 19 - Delisha Milton, Florida vs. Old Dominion, Mideast F, 3-24-97
- 18 - Kirsten Cummings, Long Beach St. vs. Oregon St., West SF, 3-24-83
- 18 - Eugenia Conner, Mississippi vs. Tennessee, Mideast SF, 3-22-85
- 18 - Andrea Lloyd, Texas vs. Western Ky., Mideast SF, 3-22-85
- 18 - Janel McCarville, Minnesota vs. Duke, Mideast F, 3-30-04
- 17 - Shelia Collins, Tennessee vs. Mississippi, Mideast SF, 3-22-85
- 17 - Shanda Berry, Iowa vs. Southern California, West SF, 3-24-88

- 17 - Racquel Spurlock, Louisiana Tech vs. Texas Tech, Midwest SF, 3-23-96
 17 - Takeisha Lewis, Louisiana Tech vs. Missouri, East SF, 3-24-01
 17 - Plenette Pierson, Texas Tech vs. Duke, Midwest F, 3-31-03
 17 - Nicole Powell, Stanford vs. Vanderbilt, Midwest SF, 3-28-04

MOST ASSISTS (Since 1985)

- 17 - Suzie McConnell, Penn St. vs. Rutgers, East SF, 3-20-86
 15 - Temeka Johnson, LSU vs. Liberty, Chattanooga SF, 3-26-05
 13 - Amber Nicholas, Arkansas vs. Stanford, West F, 3-24-90
 13 - Sonja Henning, Stanford vs. Arkansas, West F, 3-24-90
 13 - Temeka Johnson, LSU vs. Texas, West SF, 3-20-04
 12 - Suzie McConnell, Penn St. vs. Ohio St., East SF, 3-21-85
 12 - Dawn Marsh, Tennessee vs. Georgia, Mideast SF, 3-20-86
 12 - Amber Nicholas, Arkansas vs. Stephen F. Austin, West SF, 3-22-90
 12 - Dawn Staley, Virginia vs. Oklahoma St., Midwest SF, 3-21-91
 12 - Dawn Staley, Virginia vs. Lamar, Midwest F, 3-23-91
 12 - Helen Darling, Penn St. vs. Louisiana Tech, Midwest F, 3-27-00

NOTE: Eun Jung Lee, La.-Monroe, recorded 15 assists vs. Texas, Midwest SF, 3-23-84, before assists became an official statistic.

MOST STEALS (Since 1988)

- 8 - Carla Holmes, Maryland vs. Stephen F. Austin, West SF, 3-23-89
 8 - Natalie Williams, UCLA vs. Missouri St., Midwest SF, 3-26-92
 7 - Deanna Tate, Maryland vs. Stephen F. Austin, West SF, 3-23-89
 7 - Hamchetou Maiga, Old Dominion vs. Louisiana Tech, Midwest SF, 3-25-00
 6 - 12 tied (Most recent: Le'Tania Severe, Notre Dame vs. Penn St., SF, 3-27-04)

NOTE: Shelia Collins, Tennessee vs. Southern California, Mideast F, 3-21-82; Helene Baroody, Auburn vs. Old Dominion, Mideast SF, 3-19-87, recorded seven steals each, before steals became an official statistic. Suzie McConnell, Penn St., recorded six steals vs. Ohio St., East SF, 3-21-85, and vs. Rutgers, East SF, 3-20-86, before steals became an official statistic.

MOST BLOCKED SHOTS (Since 1988)

- 7 - Martha Williams, George Washington vs. Colorado, Midwest SF, 3-23-95
 7 - Janel McCarville, Minnesota vs. Boston College, Mideast SF, 3-28-04
 6 - Heidi Gillingham, Vanderbilt vs. Virginia, East F, 3-28-92
 6 - Yolanda Watkins, Alabama vs. Penn St., Midwest F, 3-26-94
 6 - Rebecca Lobo, Connecticut vs. Virginia, East F, 3-25-95
 6 - Angela Gorsica, Vanderbilt vs. Georgia, West SF, 3-22-97
 6 - Tajama Abraham, George Washington vs. Notre Dame, East F, 3-24-97
 6 - Takeisha Lewis, Louisiana Tech vs. Old Dominion, Midwest SF, 3-25-00
 6 - Jana Rediger, Villanova vs. Colorado, East SF, 3-29-03
 5 - 11 tied (Most recent: Emily Niemann, Baylor vs. North Carolina, Tempe F, 3-28-05)

NOTE: Anne Donovan, Old Dominion vs. Penn St., East F, 3-26-83, recorded 12 blocked shots and Katrina McLain, Georgia vs. Tennessee, Mideast SF, 3-20-86, recorded five blocks, before blocks became an official statistic.

Single Game, Team**MOST POINTS**

- 114 - Stanford vs. Arkansas (87), West F, 3-24-90
 104 - Long Beach St. vs. Washington (78), West SF, 3-24-88
 104 - Missouri St. vs. Washington (87), West F, 3-26-01

- 103 - Auburn vs. Maryland (74), Mideast F, 3-26-88
 103 - Virginia vs. West Virginia (83), East SF, 3-26-92
 102 - Long Beach St. vs. Ohio St. (82), West F, 3-21-87
 102 - Connecticut vs. Oklahoma (80), East SF, 3-25-00
 99 - Texas vs. La.-Monroe (91), Midwest SF, 3-23-84
 98 - Long Beach St. vs. Iowa (78), West F, 3-26-88
 98 - Stanford vs. Iowa (74), Midwest SF, 3-23-89
 98 - Georgia vs. North Carolina St. (79), Midwest SF, 3-23-95

MOST POINTS IN ONE HALF

- 63 - Texas vs. La.-Monroe, 1st Half, Midwest SF, 3-23-84
 62 - Auburn vs. Maryland, 2nd Half, Mideast F, 3-26-88
 58 - Drake vs. Long Beach St., 2nd Half, West SF, 3-19-82
 58 - Southern California vs. Arizona St., 2nd Half, West SF, 3-24-83
 58 - Stanford vs. Iowa, 2nd Half, Midwest SF, 3-23-89
 57 - Stanford vs. Arkansas, 1st Half, West F, 3-24-90
 57 - Stanford vs. Arkansas, 2nd Half, West F, 3-24-90
 57 - Connecticut vs. Oklahoma, 1st Half, East SF, 3-25-00
 57 - Oklahoma vs. Colorado, 2nd Half, West F, 3-25-02
 56 - Long Beach St. vs. Ohio St., 2nd Half, West F, 3-21-87

FEWEST POINTS

- 42 - UCLA vs. Georgia (78), West SF, 3-21-85
 42 - Texas Tech vs. Rutgers (53), Midwest SF, 3-20-99
 43 - Missouri St. vs. Louisiana Tech (59), Midwest SF, 3-25-93
 44 - San Francisco vs. Connecticut (72), Mideast SF, 3-23-96
 44 - Texas Tech vs. Tennessee (57), Mideast F, 3-27-00
 45 - Vanderbilt vs. Auburn (58), Mideast SF, 3-21-91
 45 - UAB vs. Rutgers (60), West SF, 3-25-00
 46 - Virginia vs. Tennessee (52), East F, 3-25-96
 46 - North Carolina vs. George Washington (55), East SF, 3-22-97
 46 - Texas vs. Duke (62), East SF, 3-23-02

FEWEST POINTS IN ONE HALF

- 11 - Texas Tech vs. Rutgers, 1st Half, Midwest SF, 3-20-99
 13 - Penn St. vs. Connecticut, 1st Half, East F, 3-29-04
 14 - UCLA vs. Georgia, 1st Half, West SF, 3-21-85
 14 - Texas Tech vs. Louisiana Tech, 1st Half, Midwest SF, 3-23-96
 14 - Tennessee vs. Virginia, 1st Half, East F, 3-25-96
 15 - Montana vs. Southern California, 1st Half, West SF, 3-22-84
 15 - Auburn vs. Mississippi, 2nd Half, Midwest SF, 3-20-86
 15 - Purdue vs. Louisiana Tech, 2nd Half, Midwest SF, 3-22-90
 15 - Vanderbilt vs. Auburn, 1st Half, Mideast SF, 3-21-91
 16 - Five tied (Most recent: Liberty vs. LSU, 1st Half, Chattanooga SF, 3-26-05)

LARGEST WINNING MARGIN

- 44 - Louisiana Tech (91) vs. Purdue (47), Midwest SF, 3-22-90
 42 - LSU (90) vs. Liberty (48), Chattanooga SF, 3-26-05
 39 - Long Beach St. (94) vs. Mississippi (55), West SF, 3-19-87
 38 - Louisiana Tech (92) vs. Arizona St. (54), Midwest SF, 3-18-82
 37 - Southern California (96) vs. Arizona St. (59), West SF, 3-24-83
 36 - Georgia (78) vs. UCLA (42), West SF, 3-21-85
 35 - Maryland (89) vs. Stephen F. Austin (54), West SF, 3-23-89
 35 - Stanford (82) vs. Georgia (47), West F, 3-24-97
 34 - Texas (91) vs. James Madison (57), East SF, 3-19-87
 33 - Tennessee (80) vs. Virginia (47), East SF, 3-23-89

MOST POINTS SCORED BY LOSING TEAM

- 91 - La.-Monroe vs. Texas (99), Midwest SF, 3-23-84
 90 - Southern California vs. Tennessee (91), Mideast F, 3-21-82
 90 - Texas vs. Western Ky. (92), Mideast SF, 3-22-85
 87 - Arkansas vs. Stanford (114), West F, 3-24-90
 87 - Washington vs. Missouri St. (104), West F, 3-26-01

- 83 - Mississippi vs. Tennessee (90), Mideast SF, 3-23-83
 83 - Ohio St. vs. Long Beach St. (89), East SF, 3-23-89
 83 - West Virginia vs. Virginia (103), East SF, 3-26-92
 82 - Five tied [Most recent: Penn St. vs. Alabama (96), Midwest F, 3-26-94]

MOST FIELD GOALS

- 45 - Long Beach St. vs. Ohio St., West F, 3-21-87
 45 - Stanford vs. Arkansas, West F, 3-24-90
 44 - Auburn vs. Maryland, Mideast F, 3-26-88
 42 - Cheyney vs. Kansas St., East F, 3-20-82
 42 - Georgia vs. Long Beach St., West F, 3-23-85
 41 - Texas vs. La.-Monroe, Midwest SF, 3-23-84
 41 - Louisiana Tech vs. San Diego St., Midwest SF, 3-22-85
 40 - Southern California vs. Arizona St., West SF, 3-24-83
 40 - La.-Monroe vs. Texas, Midwest SF, 3-23-84
 40 - Connecticut vs. Oklahoma, East SF, 3-25-00

FEWEST FIELD GOALS

- 13 - Tennessee vs. Rutgers, Philadelphia SF, 3-29-05
 15 - Purdue vs. Louisiana Tech, Midwest SF, 3-22-90
 15 - Missouri St. vs. Louisiana Tech, Midwest SF, 3-25-93
 15 - Texas Tech vs. Rutgers, Midwest SF, 3-20-99
 16 - Vanderbilt vs. Auburn, Mideast SF, 3-21-91
 16 - Vanderbilt vs. Louisiana Tech, Midwest F, 3-27-93
 16 - UAB vs. Rutgers, West SF, 3-25-00
 16 - Penn St. vs. Connecticut, East F, 3-29-04
 17 - San Francisco vs. Connecticut, Mideast SF, 3-23-96
 17 - Georgia vs. Stanford, West F, 3-24-97
 17 - Villanova vs. Colorado, Mideast SF, 3-29-03
 17 - New Mexico vs. Texas Tech, Midwest SF, 3-29-03

MOST FIELD GOALS ATTEMPTED

- 89 - San Diego St. vs. Long Beach St., West SF, 3-22-84
 84 - Louisiana Tech vs. Georgia, Midwest F, 3-25-96
 82 - Cheyney vs. North Carolina, East SF, 3-22-84
 82 - Long Beach St. vs. Ohio St., West F, 3-21-87
 82 - Louisiana Tech vs. UCLA, West F, 3-22-99
 81 - Texas vs. La.-Monroe, Midwest SF, 3-23-84
 80 - Mississippi vs. Tennessee, Mideast SF, 3-23-83
 80 - Stanford vs. North Carolina, West SF, 3-23-95
 79 - Old Dominion vs. Cheyney, East F, 3-24-84
 78 - Southern California vs. Tennessee, Mideast F, 3-21-82
 78 - Old Dominion vs. Louisiana Tech, Midwest SF, 3-25-00

FEWEST FIELD GOALS ATTEMPTED

- 40 - Connecticut vs. Clemson, East F, 3-23-91
 41 - Kansas St. vs. Old Dominion, Mideast SF, 3-23-02
 42 - Texas Tech vs. Rutgers, Midwest SF, 3-20-99
 42 - Connecticut vs. Penn St., East F, 3-29-04
 44 - Duke vs. Old Dominion, East SF, 3-20-99
 44 - UAB vs. Rutgers, West SF, 3-25-00
 45 - Vanderbilt vs. Auburn, Mideast SF, 3-22-90
 45 - Old Dominion vs. North Carolina St., East SF, 3-21-98
 45 - Purdue vs. Rutgers, Midwest F, 3-22-99
 45 - Vanderbilt vs. North Carolina, Midwest SF, 3-23-02
 45 - Vanderbilt vs. Tennessee, Midwest F, 3-25-02

HIGHEST FIELD-GOAL PERCENTAGE

- 65.5% (38-58) - Old Dominion vs. Kansas St., Mideast SF, 3-23-02
 63.8% (30-47) - Connecticut vs. Old Dominion, Mideast F, 3-25-02
 63.5% (33-52) - Texas vs. James Madison, East SF, 3-19-87
 63.2% (36-57) - Virginia vs. West Virginia, East SF, 3-26-92
 62.5% (35-56) - Missouri St. vs. Washington, West F, 3-26-01
 62.2% (28-45) - Vanderbilt vs. Auburn, Mideast SF, 3-22-90
 62.0% (31-50) - Purdue vs. North Carolina, Midwest SF, 3-20-99
 61.5% (32-52) - Maryland vs. Missouri, West SF, 3-19-82
 61.4% (35-57) - Stanford vs. Iowa, Midwest SF, 3-23-89
 61.2% (30-49) - Missouri St. vs. Mississippi, Midwest F, 3-28-92

LOWEST FIELD-GOAL PERCENTAGE

- 26.4% (19-72) - Alabama vs. Connecticut, East SF, 3-23-95
 26.8% (15-56) - Purdue vs. Louisiana Tech, Midwest SF, 3-22-90
 28.1% (16-57) - Penn St. vs. Connecticut, East F, 3-29-04
 28.6% (16-56) - Louisiana Tech vs. Connecticut, East F, 3-26-01
 28.8% (19-66) - North Carolina vs. George Washington, East SF, 3-22-97
 28.8% (17-59) - Georgia vs. Stanford, West F, 3-24-97
 29.2% (19-65) - Mississippi vs. Auburn, Mideast F, 3-25-89
 29.3% (22-75) - Mississippi vs. Long Beach St., West SF, 3-19-87
 29.4% (20-68) - Virginia vs. Tennessee, East F, 3-25-96
 29.9% (20-67) - LSU vs. Old Dominion, Mideast SF, 3-22-97
 29.9% (20-67) - Connecticut vs. Iowa St., Mideast SF, 3-20-99

MOST THREE-POINT FIELD GOALS

- 12 - Stanford vs. Southern California, West F, 3-28-92
 12 - Xavier vs. Purdue, Mideast F, 3-26-01
 11 - Penn St. vs. Alabama, Midwest F, 3-26-94
 11 - Colorado St. vs. UCLA, West SF, 3-20-99
 10 - Stanford vs. Arkansas, West F, 3-24-90
 10 - Vanderbilt vs. Virginia, East F, 3-28-92
 10 - North Carolina St. vs. Georgia, Midwest SF, 3-23-95
 10 - Penn St. vs. Auburn, West SF, 3-23-96
 9 - 12 tied (Most recent: Stanford vs. Vanderbilt, Midwest SF, 3-28-04)

FEWEST THREE-POINT FIELD GOALS

- 0 - 31 tied (Most recent: Notre Dame vs. Purdue, East SF, 3-30-03)

MOST THREE-POINT FIELD GOALS ATTEMPTED

- 34 - Colorado St. vs. UCLA, West SF, 3-20-99
 33 - Xavier vs. Purdue, Mideast F, 3-26-01
 30 - Penn St. vs. Alabama, Midwest F, 3-26-94
 27 - Southern California vs. Texas Tech, West SF, 3-25-93
 27 - Alabama vs. Connecticut, East SF, 3-23-95
 27 - Alabama vs. Notre Dame, East SF, 3-22-97
 27 - Brigham Young vs. Tennessee, Midwest SF, 3-23-02
 26 - Virginia vs. Stanford, West SF, 3-22-97
 26 - Iowa St. vs. Connecticut, Mideast SF, 3-20-99
 26 - Connecticut vs. Iowa St., Mideast SF, 3-20-99
 26 - Louisiana Tech vs. Penn St., Midwest F, 3-27-00
 26 - Oklahoma vs. Washington, West SF, 3-24-01

FEWEST THREE-POINT FIELD GOALS ATTEMPTED

- 0 - Louisiana Tech vs. Mississippi, Midwest SF, 3-24-88
 0 - Tennessee vs. James Madison, East SF, 3-24-88
 0 - Texas vs. Stanford, Midwest SF, 3-24-88
 0 - Texas vs. Louisiana Tech, Midwest F, 3-26-88
 0 - Tennessee vs. Virginia, East SF, 3-23-89
 0 - Georgia vs. Long Beach St., West SF, 3-21-91
 1 - Maryland vs. Ohio St., Mideast SF, 3-24-88
 1 - Iowa vs. Southern California, West SF, 3-24-88
 1 - Tennessee vs. Virginia, East F, 3-26-88
 1 - Auburn vs. Maryland, Mideast F, 3-26-88
 1 - Louisiana Tech vs. Texas, Midwest F, 3-26-88
 1 - Tennessee vs. Long Beach St., East F, 3-25-89
 1 - Iowa vs. Tennessee, Mideast F, 3-27-93

HIGHEST THREE-POINT FIELD-GOAL PERCENTAGE (Min. five made)

- 85.7% (6-7) - Texas vs. UNLV, West SF, 3-23-89
 80.0% (8-10) - Stanford vs. Iowa, Midwest SF, 3-23-89
 75.0% (9-12) - Purdue vs. Vanderbilt, West SF, 3-23-95
 71.4% (10-14) - North Carolina St. vs. Georgia, Midwest SF, 3-23-95
 66.7% (8-12) - Notre Dame vs. Alabama, East SF, 3-22-97
 66.7% (6-9) - Lamar vs. Arkansas, Midwest SF, 3-21-91
 62.5% (10-16) - Stanford vs. Arkansas, West F, 3-24-90
 62.5% (5-8) - Western Ky. vs. Tennessee, Mideast SF, 3-26-92
 62.5% (5-8) - Texas Tech vs. Stanford, West SF, 3-26-92
 62.5% (5-8) - Purdue vs. Georgia, West SF, 3-27-04

LOWEST THREE-POINT FIELD-GOAL PERCENTAGE (Min. 10 att.)

- 0.0% (0-11) - Stanford vs. Colorado, West SF, 3-24-94
 7.1% (1-14) - UCLA vs. Missouri St., Midwest SF, 3-26-92
 7.1% (1-14) - Old Dominion vs. Duke, East SF, 3-20-99
 8.3% (1-12) - Washington vs. Long Beach St., West SF, 3-24-88
 9.1% (2-22) - Virginia vs. Tennessee, East F, 3-25-96
 9.1% (1-11) - Duke vs. Arkansas, West F, 3-23-98
 11.1% (1-9) - Stanford vs. Purdue, West F, 3-25-95
 11.5% (3-26) - Connecticut vs. Iowa St., Mideast SF, 3-20-99
 12.5% (2-16) - UAB vs. Rutgers, West SF, 3-25-00
 13.0% (3-23) - North Carolina vs. George Washington, East SF, 3-22-97

MOST FREE THROWS

- 38 - Tennessee vs. Long Beach St., East F, 3-25-89
 35 - Tennessee vs. Southern California, Mideast F, 3-21-82
 33 - Long Beach St. vs. Iowa, West F, 3-26-88
 31 - Drake vs. Long Beach St., West SF, 3-19-82
 31 - Missouri St. vs. Mississippi, Midwest F, 3-28-92
 30 - Kansas St. vs. Old Dominion, East SF, 3-18-82
 30 - Long Beach St. vs. Washington, West SF, 3-24-88
 30 - Virginia vs. West Virginia, East SF, 3-26-92
 30 - Texas Tech vs. Southern California, West SF, 3-25-93
 30 - Purdue vs. Rutgers, Midwest F, 3-22-99

FEWEST FREE THROWS

- 0 - Villanova vs. Tennessee, Mideast F, 3-31-03
 1 - Texas Tech vs. Tennessee, Mideast F, 3-27-00
 1 - Stanford vs. Tennessee, Midwest F, 3-20-04
 2 - Texas vs. Louisiana Tech, Midwest F, 3-27-83
 2 - UCLA vs. Georgia, West SF, 3-21-85
 2 - Alabama vs. Louisiana Tech, Midwest SF, 3-21-98
 2 - Tennessee vs. Virginia Tech, East SF, 3-20-99
 2 - Iowa St. vs. Vanderbilt, Midwest SF, 3-24-01
 3 - Five tied (Most recent: Texas vs. Duke, East SF, 3-23-02)

MOST FREE THROWS ATTEMPTED

- 48 - Tennessee vs. Long Beach St., East F, 3-25-89
 46 - Purdue vs. Rutgers, Midwest F, 3-22-99
 43 - Virginia vs. West Virginia, East SF, 3-26-92
 42 - Long Beach St. vs. Iowa, West F, 3-26-88
 42 - Louisiana Tech vs. LSU, Midwest SF, 3-23-89
 41 - Tennessee vs. Southern California, Mideast F, 3-21-82
 41 - Rutgers vs. North Carolina, East SF, 3-19-87
 40 - Tennessee vs. Mississippi, Mideast SF, 3-23-83
 40 - Mississippi vs. Tennessee, Mideast SF, 3-22-85
 40 - Long Beach St. vs. Washington, West SF, 3-24-88

FEWEST FREE THROWS ATTEMPTED

- 1 - Villanova vs. Tennessee, Mideast F, 3-31-03
 2 - Texas vs. Louisiana Tech, Midwest F, 3-27-83
 3 - Alabama vs. Louisiana Tech, Midwest SF, 3-21-98
 3 - Iowa St. vs. Vanderbilt, Midwest SF, 3-24-01
 3 - Stanford vs. Tennessee, Midwest F, 3-20-04
 4 - James Madison vs. Texas, East SF, 3-19-87
 4 - Texas Tech vs. Tennessee, Mideast F, 3-27-00
 4 - Texas vs. Duke, East SF, 3-23-02

HIGHEST FREE-THROW PERCENTAGE (Min. 10 made)

- 100.0% (12-12) - Utah vs. Notre Dame, Midwest SF, 3-24-01
 93.9% (31-33) - Drake vs. Long Beach St., West SF, 3-19-82
 93.8% (15-16) - Duke vs. Louisiana Tech, Mideast SF, 3-28-04
 93.3% (14-15) - Stanford vs. Colorado, West SF, 3-24-94
 93.3% (14-15) - Purdue vs. Connecticut, East F, 4-1-03
 92.9% (13-14) - Kansas St. vs. Old Dominion, Mideast SF, 3-23-02
 92.9% (13-14) - Tennessee vs. Villanova, Mideast F, 3-31-03
 92.3% (12-13) - Tennessee vs. Vanderbilt, Midwest F, 3-25-02
 91.7% (11-12) - Virginia vs. Tennessee, East F, 3-26-88
 90.9% (10-11) - Four tied (Most recent: Texas vs. LSU, West F, 4-1-03)

LOWEST FREE-THROW PERCENTAGE (Min. 10 att.)

- 28.6% (6-21) - Louisiana Tech vs. Kentucky, Midwest F, 3-20-82
 30.0% (3-10) - George Washington vs. Notre Dame, East F, 3-24-97

- 35.3% (6-17) - George Washington vs. North Carolina, East SF, 3-22-97
 35.7% (5-14) - Washington vs. Auburn, Mideast F, 3-24-90
 36.4% (4-11) - Mississippi vs. Louisiana Tech, Midwest SF, 3-24-88
 40.0% (4-10) - Vanderbilt vs. Georgia, West SF, 3-22-97
 41.2% (7-17) - Louisiana Tech vs. Missouri St., Midwest SF, 3-25-93
 43.8% (7-16) - Kentucky vs. South Carolina, Midwest SF, 3-18-82
 44.7% (8-18) - Tennessee vs. Duke, East F, 3-22-99
 45.5% (5-11) - Three tied (Most recent: North Carolina vs. George Washington, East SF, 3-22-97)

MOST REBOUNDS

- 57 - Tennessee vs. Virginia, East SF, 3-23-89
 56 - Louisiana Tech vs. LSU, Midwest SF, 3-23-89
 56 - Louisiana Tech vs. Texas, Midwest F, 3-24-90
 56 - Colorado vs. George Washington, Midwest SF, 3-23-95
 55 - Old Dominion vs. LSU, Mideast SF, 3-22-97
 54 - Long Beach St. vs. San Diego St., West SF, 3-22-84
 54 - Texas vs. North Carolina St., Midwest SF, 3-22-90
 54 - Connecticut vs. Alabama, East SF, 3-23-95
 54 - Stanford vs. Virginia, West SF, 3-22-97
 54 - Tennessee vs. Penn St., Mideast SF, 3-29-03

FEWEST REBOUNDS

- 16 - Vanderbilt vs. Auburn, Mideast SF, 3-22-90
 16 - Kansas St. vs. Old Dominion, Mideast SF, 3-23-02
 17 - Villanova vs. Tennessee, Mideast F, 3-31-03
 18 - Maryland vs. Old Dominion, East SF, 3-24-83
 21 - Mississippi vs. Stanford, West SF, 3-22-90
 22 - Iowa vs. Georgia, Midwest SF, 3-19-87
 22 - Virginia vs. Tennessee, East SF, 3-23-89
 22 - Vanderbilt vs. Michigan St., Kansas City SF, 3-27-05
 23 - James Madison vs. Texas, East SF, 3-19-87
 23 - LSU vs. Louisiana Tech, West SF, 3-30-03

LARGEST REBOUND MARGIN

- 35 - Tennessee (57) vs. Virginia (22), East SF, 3-23-89
 30 - Tennessee (54) vs. Penn St. (24), Mideast SF, 3-29-03
 28 - Stanford (49) vs. Mississippi (21), West SF, 3-22-90
 23 - Auburn (48) vs. Maryland (25), Mideast F, 3-26-88
 23 - Colorado (56) vs. George Washington (33), Midwest SF, 3-23-95
 21 - Stanford (49) vs. Washington (28), West SF, 3-21-91
 21 - Louisiana Tech (49) vs. Missouri (28), East SF, 3-24-01
 20 - Iowa St. (49) vs. Georgia (29), Mideast F, 3-22-99
 19 - Seven tied (Most recent: Louisiana Tech (49) vs. UCLA (30), West F, 3-22-99)

MOST ASSISTS (Since 1985)

- 37 - Stanford vs. Arkansas, West F, 3-24-90
 30 - Ohio St. vs. Penn St., East SF, 3-21-85
 29 - Arkansas vs. Stephen F. Austin, West SF, 3-22-90
 28 - Vanderbilt vs. Iowa St., Midwest SF, 3-24-01
 27 - Western Ky. vs. Rutgers, East F, 3-22-86
 26 - Penn St. vs. Rutgers, East SF, 3-20-86
 26 - Rutgers vs. Penn St., East SF, 3-20-86
 26 - Arkansas vs. Stanford, West F, 3-24-90
 26 - Connecticut vs. North Carolina, East F, 3-26-94
 26 - LSU vs. Liberty, Chattanooga SF, 3-26-05

NOTE: Louisiana Tech recorded 27 assists vs. LSU, Midwest SF, 3-23-84, before assists became an official statistic.

FEWEST ASSISTS (Since 1985)

- 3 - Vanderbilt vs. Stephen F. Austin, Midwest SF, 3-25-93
 4 - North Carolina St. vs. Rutgers, East SF, 3-19-87
 4 - Virginia vs. Old Dominion, East SF, 3-23-96
 5 - Texas vs. Louisiana Tech, Midwest F, 3-24-90
 5 - Auburn vs. Iowa, Mideast SF, 3-25-93
 5 - Missouri St. vs. Louisiana Tech, Midwest SF, 3-25-93
 5 - Seton Hall vs. Penn St., Midwest SF, 3-24-94
 5 - Colorado vs. Oklahoma, West F, 3-25-02
 6 - 13 tied (Most recent: Penn St. vs. Connecticut, East F, 3-29-04)

MOST STEALS (SINCE 1988)

- 25 - Maryland vs. Stephen F. Austin, West SF, 3-23-89
- 21 - Connecticut vs. Oklahoma, East SF, 3-25-00
- 19 - UCLA vs. Missouri St., Midwest SF, 3-26-92
- 17 - Duke vs. Texas, East SF, 3-23-02
- 16 - Virginia vs. Rutgers, East SF, 3-24-88
- 16 - South Carolina vs. Drake, East SF, 3-23-02
- 16 - LSU vs. Liberty, Chattanooga SF, 3-26-05
- 15 - Texas A&M vs. Purdue, West SF, 3-24-94
- 15 - Old Dominion vs. Louisiana Tech, Midwest SF, 3-25-00
- 14 - Seven tied (Most recent: Tennessee vs. Virginia, Mideast SF, 3-25-00)

NOTE: Texas recorded 23 steals vs. Kansas St., Midwest SF, 3-25-83, and Penn St. recorded 15 steals vs. Southern California, Mideast SF, 3-19-82, before steals became an official statistic.

MOST BLOCKED SHOTS (Since 1988)

- 12 - Duke vs. Texas Tech, Midwest F, 3-31-03
- 11 - George Washington vs. Colorado, Midwest SF, 3-23-95
- 11 - Connecticut vs. Virginia, East F, 3-25-95
- 11 - Connecticut vs. Old Dominion, Mideast F, 3-25-02
- 11 - Duke vs. Louisiana Tech, Mideast SF, 3-28-04
- 9 - Louisiana Tech vs. Old Dominion, Midwest SF, 3-25-00
- 9 - Duke vs. South Carolina, East F, 3-25-02
- 9 - Minnesota vs. Boston College, Mideast SF, 3-28-04
- 9 - Baylor vs. North Carolina, Tempe F, 3-28-05
- 8 - Four tied (Most recent: Connecticut vs. Penn St., Mideast SF, 3-23-02)

NOTE: Old Dominion recorded 15 blocked shots vs. Penn St., East F, 3-26-83; Louisiana Tech recorded 11 blocked shots vs. San Diego St., Midwest SF, 3-22-85; Long Beach St. recorded nine blocked shots vs. San Diego St., West SF, 3-22-84; and Georgia recorded eight blocked shots vs. Tennessee, Mideast SF, 3-20-86, before blocked shots became an official statistic.

MOST TURNOVERS

- 39 - Stephen F. Austin vs. Maryland, West SF, 3-23-89
- 34 - Kansas St. vs. Texas, Midwest SF, 3-25-83
- 33 - Oklahoma vs. Connecticut, East SF, 3-25-00
- 32 - UCLA vs. Georgia, West SF, 3-21-85
- 30 - Connecticut vs. North Carolina, East F, 3-26-94
- 29 - Arizona St. vs. Louisiana Tech, Midwest SF, 3-18-82
- 29 - Texas A&M vs. Purdue, West SF, 3-24-94
- 29 - Colorado vs. Oklahoma, West F, 3-25-02
- 28 - Auburn vs. Mississippi, Midwest SF, 3-20-86
- 28 - Old Dominion vs. Auburn, Mideast SF, 3-19-87
- 28 - Missouri St. vs. UCLA, Midwest SF, 3-26-92

FEWEST TURNOVERS

- 5 - Tennessee vs. Villanova, Mideast F, 3-31-03
- 5 - Texas vs. LSU, West F, 4-1-03
- 5 - Michigan St. vs. Stanford, Kansas City F, 3-29-05
- 6 - Southern California vs. Louisiana Tech, West F, 3-22-86
- 6 - Colorado vs. Villanova, Mideast SF, 3-29-03
- 6 - Duke vs. Georgia, Midwest SF, 3-29-03
- 7 - Stanford vs. Colorado, West SF, 3-24-94
- 7 - Louisiana Tech vs. Southern California, Mideast F, 3-26-94
- 7 - Georgia vs. Colorado, Midwest F, 3-25-95

- 7 - Villanova vs. Tennessee, Mideast F, 3-31-03
- 7 - Minnesota vs. Boston College, Mideast SF, 3-28-04

MOST PERSONAL FOULS

- 34 - LSU vs. Louisiana Tech, Midwest SF, 3-23-89
- 34 - West Virginia vs. Virginia, East SF, 3-26-92
- 33 - Mississippi vs. Tennessee, Mideast SF, 3-23-83
- 33 - Long Beach St. vs. Tennessee, East F, 3-25-89
- 32 - Rutgers vs. Purdue, Midwest F, 3-22-99
- 31 - Stanford vs. Louisiana Tech, Midwest F, 3-25-89
- 30 - Georgia vs. Indiana, Midwest SF, 3-23-83
- 30 - Tennessee vs. Mississippi, Midwest SF, 3-22-85
- 30 - Washington vs. Long Beach St., West SF, 3-24-88
- 30 - Iowa vs. Long Beach St., West F, 3-26-88

FEWEST PERSONAL FOULS

- 5 - Tennessee vs. Villanova, Mideast F, 3-31-03
- 8 - Southern California vs. Louisiana Tech, West F, 3-22-86
- 8 - Texas vs. James Madison, East SF, 3-19-87
- 8 - Maryland vs. Stephen F. Austin, West SF, 3-23-89
- 8 - Michigan St. vs. Vanderbilt, Kansas City SF, 3-27-05
- 9 - Texas vs. North Carolina St., Midwest SF, 3-22-90
- 9 - Virginia vs. Vanderbilt, East F, 3-28-92
- 10 - 11 tied (Most recent: Tennessee vs. Stanford, Midwest F, 3-30-04)

MOST DISQUALIFICATIONS

- 5 - Mississippi vs. Tennessee, Mideast SF, 3-23-83
- 4 - Washington vs. Long Beach St., West SF, 3-24-88
- 4 - Iowa vs. Long Beach St., West F, 3-26-88
- 4 - LSU vs. Louisiana Tech, Midwest SF, 3-23-89
- 4 - Long Beach St. vs. Tennessee, East F, 3-25-89
- 3 - 13 tied (Most recent: Tennessee vs. Duke, East F, 3-22-99)

First- and Second-Round Game Records

(OR-opening round; 1st-first round; 2nd-second round)

MOST POINTS

- 43 - Barbara Kennedy, Clemson vs. Penn St., Mideast 1st, 3-12-82
- 40 - LaTaunya Pollard, Long Beach St. vs. Howard, West 1st, 3-12-82
- 40 - Tamika Whitmore, Memphis vs. Youngstown St., East 1st, 3-13-98
- 40 - Tara Mitchem, Missouri St. vs. Toledo, West 1st, 3-17-01
- 39 - Kerry Bascom, Connecticut vs. Toledo, East 2nd, 3-16-91
- 39 - Sheri Sam, Vanderbilt vs. Harvard, Mideast 1st, 3-15-96
- 39 - Alicia Thompson, Texas Tech vs. Grambling, Midwest 1st, 3-13-98
- 39 - Chamique Holdsclaw, Tennessee vs. Boston College, East 2nd, 3-15-99
- 38 - Connie Swift, Tennessee St. vs. Oregon St., Mideast 1st, 3-17-95
- 37 - Alison Day, Duke vs. Alabama, East 2nd, 3-18-95

MOST FIELD GOALS

- 20 - Barbara Kennedy, Clemson vs. Penn St., Mideast 1st, 3-12-82
- 17 - Tamika Whitmore, Memphis vs. Youngstown St., East 1st, 3-13-98
- 16 - Clinette Jordan, Oklahoma St. vs. Miami (Fla.), Midwest 1st, 3-15-89
- 16 - Shannon Cate, Montana vs. Iowa, West 1st, 3-13-91

- 16 - Beth Hasenmiller, DePaul vs. Oklahoma St., Midwest 1st, 3-13-91
- 16 - Summer Erb, North Carolina St. vs. Mississippi St., Midwest 1st, 3-13-99
- 15 - 12 tied (Most recent: Chamique Holdsclaw, Tennessee vs. Boston College, East 2nd, 3-15-99)

MOST FIELD GOALS ATTEMPTED

- 33 - Jamie Redd, Washington vs. Purdue, Midwest 1st, 3-14-98
- 32 - Barbara Kennedy, Clemson vs. Penn St., Mideast 1st, 3-12-82
- 32 - Tina Hutchinson, San Diego St. vs. Oregon, West 1st, 3-16-84
- 32 - Termika Mitchell, Grambling vs. Alabama, Midwest 1st, 3-12-99
- 30 - Cheryl Taylor, Tennessee Tech vs. Tennessee, Mideast 2nd, 3-15-87
- 30 - Shannon Cate, Montana vs. Iowa, West 1st, 3-13-91
- 30 - Carolyn Aldridge, Tennessee St. vs. Oregon St., Mideast 1st, 3-17-95
- 29 - Vicky Bullett, Maryland vs. Bowling Green, West 2nd, 3-18-89
- 29 - Telisha Quarles, Virginia vs. Michigan, Midwest 1st, 3-17-01
- 29 - Brandi McClain, Florida vs. Washington, West 2nd, 3-18-01
- 29 - LaToya Thomas, Mississippi St. vs. New Mexico, Midwest 2nd, 3-24-03

HIGHEST FIELD-GOAL PERCENTAGE

(Min. 10 made)

- 100.0% (11-11) - Terry Carmichael, St. Joseph's vs. North Carolina St., East 1st, 3-15-85
- 100.0% (10-10) - Genia Miller, Cal St. Fullerton vs. Louisiana Tech, West 1st, 3-13-91
- 100.0% (10-10) - Jessica Davenport, Ohio St. vs. West Virginia, Mideast 1st, 3-20-04
- 100.0% (10-10) - Beth Swink, St. Francis (Pa.) vs. Purdue, West 1st, 3-21-04
- 93.8% (15-16) - Lea Wise, Kentucky vs. Illinois, Midwest 1st, 3-14-82
- 91.7% (11-12) - Alben Branzova, Florida Int'l vs. Old Dominion, Mideast 1st, 3-16-95
- 90.9% (10-11) - Chequita Wood, Maryland vs. Cheyney, East 1st, 3-17-84
- 90.9% (10-11) - Vickie Johnson, Louisiana Tech vs. Mississippi, Mideast 2nd, 3-19-94
- 90.9% (10-11) - Kara Walters, Connecticut vs. Auburn, East 2nd, 3-20-94
- 90.9% (10-11) - Michelle Houseright, Virginia Tech vs. St. Peter's, East 1st, 3-13-99
- 90.9% (10-11) - Bethany Donaphin, Stanford vs. Tulane, West 2nd, 3-18-02

MOST THREE-POINT FIELD GOALS

- 8 - Julie Krommenhoek, Utah vs. Louisville, West 1st, 3-14-98
- 7 - Monick Foote, Virginia vs. Florida, East 2nd, 3-18-95
- 7 - Danielle Viglione, Texas vs. Missouri St., East 1st, 3-16-96

- 7 - Katrina Price, Stephen F. Austin vs. Toledo, Midwest 1st, 3-14-97
- 7 - Jillian Danker, Vanderbilt vs. Idaho St., Midwest 1st, 3-17-01
- 7 - Brandi McCain, Florida vs. Washington, West 2nd, 3-18-01
- 7 - Erin Thorn, Brigham Young vs. Florida, Midwest 1st, 3-16-02
- 7 - Laurie Koehn, Kansas St. vs. Notre Dame, East 2nd, 3-25-03
- 6 - 30 tied (Most recent: Laurie Koehn, Kansas St. vs. Bowling Green, Seattle 1st, 3-19-05; Jenni Dant, DePaul vs. Liberty, College Park 2nd, 3-22-05)

MOST THREE-POINT FIELD GOALS ATTEMPTED

- 26 - Brandi McCain, Florida vs. Washington, West 2nd, 3-18-01
- 21 - Jamie Craighead, Oregon vs. Iowa, Midwest 1st, 3-17-01
- 18 - Niesha Johnson, Alabama vs. Duke, East 2nd, 3-18-95
- 17 - Carolyn Aldridge, Tennessee St. vs. Oregon St., Mideast 1st, 3-17-95
- 17 - Laurie Koehn, Kansas St. vs. Notre Dame, East 2nd, 3-25-03
- 16 - Julie Krommenhoek, Utah vs. Southern Miss., Midwest 1st, 3-16-96
- 16 - Kim MacMillan, Long Island vs. Connecticut, East 1st, 3-17-01
- 16 - Brooke Lassiter, Louisiana Tech vs. UC Santa Barb., East 1st, 3-15-02
- 15 - Five tied (Most recent: Courtney Banghart, Dartmouth vs. Rutgers, Midwest 1st, 3-12-99; Termika Mitchell, Grambling vs. Alabama, Midwest 1st, 3-12-99)

HIGHEST THREE-POINT FIELD-GOAL PERCENTAGE (Min. five made)

- 100.0% (6-6) - Heather Haanen, Colorado St. vs. Maryland, 1st, 3-17-01
- 100.0% (6-6) - Mary Cofield, Iowa St. vs. Temple, Midwest 1st, 3-16-02
- 100.0% (5-5) - Donna Holt, Virginia vs. St. John's (N.Y.), East 2nd, 3-19-88
- 100.0% (5-5) - Karen Middleton, South Carolina vs. Northwestern, Mideast 2nd, 3-17-90
- 100.0% (5-5) - Hillary Hager, Vanderbilt vs. Boston College, East 2nd, 3-24-03
- 87.5% (7-8) - Danielle Viglione, Texas vs. Missouri St., East 1st, 3-16-96
- 83.3% (5-6) - Nine tied (Most recent: Leah Rush, Oklahoma vs. Arizona, Knoxville 1st, 3-20-05)

MOST FREE THROWS

- 16 - Lorri Bauman, Drake vs. Ohio St., West 1st, 3-14-82
- 16 - Amy Wetzel, Virginia Tech vs. Wisconsin, West 1st, 3-14-98
- 16 - Becky Hammon, Colorado St. vs. Cal St. Northridge, West 1st, 3-12-99
- 16 - Becky Hammon, Colorado St. vs. Missouri St., West 2nd, 3-14-99
- 16 - Jackie Stiles, Missouri St. vs. Rutgers, West 2nd, 3-19-01
- 15 - Patty Stoffey, Loyola (Md.) vs. Oklahoma, East 1st, 3-16-95
- 15 - Tracy Reid, North Carolina vs. Howard, Mideast 1st, 3-13-98
- 15 - Ukari Figgs, Purdue vs. Washington, Midwest 1st, 3-14-98
- 15 - Nicole Ohlde, Kansas St. vs. Valparaiso, Mideast 1st, 3-21-04
- 14 - Five tied (Most recent: Marie Ferdinand, LSU vs. Purdue, Mideast 2nd, 3-18-01)

MOST FREE THROWS ATTEMPTED

- 21 - Allison Feaster, Harvard vs. Stanford, West 1st, 3-13-98
- 21 - Nicole Ohlde, Kansas St. vs. Valparaiso, Mideast 1st, 3-21-04
- 20 - Becky Hammon, Colorado St. vs. Cal St. Northridge, West 1st, 3-12-99
- 19 - Tracy Reid, North Carolina vs. Howard, Mideast 1st, 3-13-98
- 19 - Lucienne Berthieu, Old Dominion vs. Southern Methodist, Midwest 2nd, 3-20-00
- 19 - Jackie Stiles, Missouri St. vs. Rutgers, West 2nd, 3-19-01

- 19 - Lucienne Berthieu, Old Dominion vs. Georgia, Mideast 1st, 3-16-02
- 18 - LaTaunya Pollard, Long Beach St. vs. Howard, West 1st, 3-12-82
- 18 - Maureen Holohan, Northwestern vs. Georgia Tech, Mideast 1st, 3-17-93
- 18 - Beth Morgan, Notre Dame vs. Texas, East 2nd, 3-17-97
- 18 - Jackie Stiles, Missouri St. vs. Colorado, West 2nd, 3-14-99
- 18 - Marie Ferdinand, LSU vs. Purdue, Mideast 2nd, 3-18-01

HIGHEST FREE-THROW PERCENTAGE**(Min. nine made)**

- 100.0% - 33 tied (Most recent: 12-12, Kendra Wecker, Kansas St. vs. Bowling Green, Seattle 1st, 3-19-05; 11-11, Candice Wiggins, Stanford vs. Santa Clara, Fresno 1st, 3-19-05)
- Best Perfect Game: 16-16, Lorri Bauman, Drake vs. Ohio St., West 1st, 3-14-82

MOST REBOUNDS

- 23 - Cheryl Taylor, Tennessee Tech vs. Georgia, West 1st, 3-16-85
- 22 - Daedra Charles, Tennessee vs. Missouri St., Mideast 2nd, 3-16-91
- 21 - Cherie Nelson, Southern California vs. Western Ky., West 2nd, 3-15-87
- 20 - Alison Lang, Oregon vs. Missouri, West 1st, 3-13-82
- 20 - Brigitte Combs, Western Ky. vs. West Virginia, East 1st, 3-15-89
- 20 - Tandreia Green, Western Ky. vs. West Virginia, East 1st, 3-15-89
- 20 - Hamchetou Maiga, Old Dominion vs. Southern Methodist, Midwest 2nd, 3-20-00
- 20 - Naomi Mobley, Florida vs. Holy Cross, West 1st, 3-16-01
- 19 - Six tied (Most recent: Erin Scholz, Colorado vs. Missouri St., Midwest 2nd, 3-18-95)

MOST ASSISTS (Since 1985)

- 18 - Tasha Pointer, Rutgers vs. Stephen F. Austin, West 1st, 3-17-01
- 17 - Suzie McConnell, Penn St. vs. North Carolina St., East 1st, 3-17-85
- 17 - Melinda Schmucker, Texas Tech vs. Grambling, Midwest 1st, 3-13-98
- 16 - MaChelle Joseph, Purdue vs. Northern Ill., Mideast 2nd, 3-22-92
- 15 - Tabitha Truesdale, Texas Tech vs. Tulane, Mideast 1st, 3-16-95
- 15 - Ticha Penicheiro, Old Dominion vs. St. Francis (Pa.), East 1st, 3-13-98
- 15 - Sheila Lambert, Baylor vs. Drake, East 2nd, 3-17-02
- 14 - Shanya Evans, Providence vs. James Madison, East 1st, 3-15-89
- 14 - Andrea Nagy, Florida Int'l vs. Old Dominion, Mideast 1st, 3-16-95
- 14 - Niesha Johnson, Alabama vs. Duke, East 2nd, 3-18-95
- 14 - Jess Strom, Penn St. vs. Florida Int'l, Mideast 2nd, 3-17-02

NOTE: Anne Troyan, Penn St. vs. North Carolina St., East 1st, 3-19-83, recorded 19 assists before it became an official statistic.

MOST STEALS (Since 1988)

- 14 - Ticha Penicheiro, Old Dominion vs. St. Francis (Pa.), East 1st, 3-13-98
- 10 - Natalie Diaz, Old Dominion vs. Maine, East 2nd, 3-14-99
- 9 - Tomika Young, Brigham Young vs. UC Santa Barb., West 1st, 3-17-93
- 9 - Marion Jones, North Carolina vs. Western Ill., West 1st, 3-16-95
- 9 - Nykeshia Sales, Connecticut vs. Lehigh, Midwest 1st, 3-15-97
- 8 - Joy Holmes, Purdue vs. Vanderbilt, Mideast 2nd, 3-17-91
- 8 - Billie Jean Smith-Goldman, Kent St. vs. Texas A&M, West 1st, 3-15-96
- 8 - Kelly Komara, Purdue vs. Old Dominion, Mideast 2nd, 3-18-02
- 8 - Anna Montanana, George Washington vs. Mississippi, Chapel Hill 1st, 3-20-05



Photo courtesy of Kansas State Sports Information

Kendra Wecker of Kansas State is one of 33 players who have had perfect performances at the free-throw line in first- or second-round games, with at least nine attempts. Wecker made all 12 of her tries in last season's first round against Bowling Green.

- 7 - 12 tied (Most recent: Jessica Simonds, George Washington vs. North Carolina, Chapel Hill 2nd, 3-22-05)

NOTE: Tina Hutchinson, San Diego St. vs. Oregon, West 1st, 3-16-84, and Stephanie Edwards, Louisville vs. Georgia, Mideast 1st, 3-17-84, recorded 10 steals each before it became an official statistic.

MOST BLOCKED SHOTS (Since 1988)

- 11 - Pauline Jordan, UNLV vs. Colorado, West 2nd, 3-18-89
- 10 - Tracy Henderson, Georgia vs. Louisville, Midwest 2nd, 3-19-95
- 9 - Meribeth Feenstra, Liberty vs. Georgia, 1st, 3-16-01
- 8 - Dee Dee Franklin, LSU vs. Purdue, Midwest 2nd, 3-19-89
- 8 - Delmonica DeHorney, Arkansas vs. UCLA, West 1st, 3-14-90
- 8 - Tajama Abraham, George Washington vs. Northwestern, East 1st, 3-15-97
- 8 - Jordan Adams, New Mexico vs. Miami (Fla.), Midwest 1st, 3-22-03
- 7 - Lisa Tate, Kansas vs. Penn St., Midwest 2nd, 3-19-94
- 7 - Tajama Abraham, George Washington vs. Maine, East 1st, 3-15-96
- 7 - Kim Calhoun, Penn St. vs. Youngstown St., West 1st, 3-15-96
- 7 - Getlonda Hardin, Austin Peay vs. Tennessee, Mideast 1st, 3-16-01

NOTE: Anne Donovan, Old Dominion vs. St. Peter's, East 1st, 3-13-82, recorded eight blocked shots before it became an official statistic.

Single Game, Team

MOST POINTS

- 121 - Alabama vs. Duke (120), East 2nd, 3-18-95
- 120 - Duke vs. Alabama (121), East 2nd, 3-18-95
- 116 - Ohio St. vs. Syracuse (75), Mideast 2nd, 3-20-88
- 116 - Connecticut vs. Hampton (45), East 1st, 3-17-00
- 114 - Louisiana Tech vs. Tennessee Tech (53), Midwest 1st, 3-12-82
- 113 - Tennessee vs. Appalachian St. (54), East 1st, 3-13-99
- 112 - Georgia vs. Louisville (69), Mideast 1st, 3-17-84
- 112 - Long Beach St. vs. Brigham Young (85), West 1st, 3-16-85

- 111 - Tennessee vs. N.C. A&T (37), Mideast 1st, 3-16-94
111 - Stanford vs. Howard (59), West 1st, 3-15-97

MOST POINTS IN ONE HALF

- 65 - Louisiana Tech vs. Tennessee Tech, 1st Half, Midwest 1st, 3-12-82
65 - Connecticut vs. Hampton, 1st Half, East 1st, 3-17-00
64 - Kentucky vs. Nebraska, 2nd Half, West 1st, 3-13-99
63 - Georgia vs. Louisville, 2nd Half, Mideast 1st, 3-17-84
63 - Ohio St. vs. Syracuse, 2nd Half, Mideast 2nd, 3-20-88
62 - Long Beach St. vs. Brigham Young, 1st Half, West 1st, 3-16-85
62 - Tennessee vs. Western Caro., 1st Half, Knoxville 1st, 3-20-05
61 - Cheyney vs. Monmouth, 1st Half, East 1st, 3-18-83
61 - Western Ky. vs. Rutgers, 2nd Half, East 1st, 3-16-94
60 - Alabama vs. Tennessee Tech, 2nd Half, Mideast 1st, 3-18-92
60 - Vanderbilt vs. Harvard, 2nd Half, Mideast 1st, 3-15-96
60 - Tennessee vs. Georgia St., 2nd Half, Midwest 1st, 3-15-02

FEWEST POINTS

- 29 - Long Island vs. Connecticut (101), East 1st, 3-17-01
33 - Holy Cross vs. Penn St. (64), Mideast 1st, 3-23-03
33 - St. Francis (Pa.) vs. Minnesota (64), Minneapolis 1st, 3-19-05
34 - Missouri St. vs. Colorado (78), Midwest 2nd, 3-18-95
35 - Monmouth vs. Cheyney (107), East 1st, 3-18-83
35 - Lehigh vs. Connecticut (103), Midwest 1st, 3-15-97
35 - Arizona St. vs. Vanderbilt (61), Midwest 2nd, 3-18-02
36 - Oklahoma vs. Louisiana Tech (48), East 2nd, 3-18-95
36 - St. Francis (Pa.) vs. Villanova (51), Mideast 1st, 3-23-03
36 - Stetson vs. LSU (70), Knoxville 1st, 3-20-05

FEWEST POINTS IN ONE HALF

- 10 - Long Island vs. Connecticut, 2nd Half, East 1st, 3-17-01
11 - Missouri St. vs. Colorado, 1st Half, Midwest 2nd, 3-18-95
11 - New Mexico vs. Notre Dame, 2nd Half, Midwest 1st, 3-15-02
12 - Stephen F. Austin vs. Rutgers, 1st Half, West 1st, 3-17-01
12 - Michigan St. vs. TCU, 1st Half, East 1st, 3-23-03
13 - Oklahoma vs. Louisiana Tech, 2nd Half, East 2nd, 3-18-95
13 - Florida A&M vs. Clemson, 1st Half, Mideast 1st, 3-13-99
13 - St. Francis (Pa.) vs. Villanova, 2nd Half, Mideast 1st, 3-23-03
14 - Eight tied (Most recent: Villanova vs. Purdue, 2nd Half, West 2nd, 3-23-04)

LARGEST WINNING MARGIN

- 74 - Tennessee (111) vs. N.C. A&T (37), Mideast 1st, 3-16-94
72 - Cheyney (107) vs. Monmouth (35), East 1st, 3-18-83
72 - Connecticut (101) vs. Long Island (29), East 1st, 3-17-01
71 - Connecticut (116) vs. Hampton (45), East 1st, 3-17-00
68 - Connecticut (103) vs. Lehigh (35), Midwest 1st, 3-15-97
61 - Louisiana Tech (114) vs. Tennessee Tech (53), Midwest 1st, 3-12-82
59 - Tennessee (113) vs. Appalachian St. (54), East 1st, 3-13-99
57 - Louisiana Tech (98) vs. UCF (41), Midwest 1st, 3-16-96
53 - Penn St. (94) vs. Fordham (41), Midwest 1st, 3-16-94
53 - Old Dominion (92) vs. St. Francis (Pa.) (39), East 1st, 3-13-98

MOST POINTS SCORED BY LOSING TEAM

- 120 - Duke vs. Alabama (121), East 2nd, 3-18-95
95 - Southern Miss. vs. Southern Methodist (96), West 1st, 3-16-95
94 - Michigan St. vs. Oklahoma St. (96), Midwest 2nd, 3-16-91
93 - Drake vs. George Washington (96), Midwest 2nd, 3-19-95
92 - Nebraska vs. Kentucky (98), West 1st, 3-13-99
91 - Providence vs. Clemson (103), East 2nd, 3-16-91
88 - Clemson vs. Stephen F. Austin (93) (ot), Midwest 2nd, 3-18-96
87 - Fairfield vs. Providence (88), East 1st, 3-13-91
87 - Tennessee Tech vs. Alabama (100), Mideast 1st, 3-18-92
86 - Oregon St. vs. Alabama (96), Midwest 1st, 3-16-94

MOST FIELD GOALS

- 50 - Georgia vs. Louisville, Mideast 1st, 3-17-84
48 - Duke vs. Alabama, East 2nd, 3-18-95
47 - Long Beach St. vs. Brigham Young, West 1st, 3-16-85
47 - Maryland vs. Appalachian St., East 1st, 3-14-90
45 - Ohio St. vs. Syracuse, Mideast 2nd, 3-20-88
44 - Eight tied (Most recent: Connecticut vs. Long Island, East 1st, 3-17-01)

FEWEST FIELD GOALS

- 10 - Clemson vs. Connecticut, East 2nd, 3-19-00
10 - Long Island vs. Connecticut, East 1st, 3-17-01
10 - Hartford vs. Rutgers, Storrs 1st, 3-20-05
11 - Missouri St. vs. Colorado, Midwest 2nd, 3-18-95
11 - St. Francis (Pa.) vs. Minnesota, Minneapolis 1st, 3-19-05
12 - Northwestern vs. George Washington, East 1st, 3-15-97
12 - Indiana vs. TCU, East 1st, 3-15-02
12 - Colorado vs. UC Santa Barb., East 1st, 3-20-04
13 - Loyola (Md.) vs. Oklahoma, East 1st, 3-16-95
13 - Miami (Fla.) vs. Clemson, Midwest 1st, 3-14-98
13 - UCF vs. Louisiana Tech, West 1st, 3-12-99
13 - Furman vs. Tennessee, Mideast 1st, 3-18-00
13 - Austin Peay vs. Tennessee, Mideast 1st, 3-16-01
13 - Colorado St. vs. Connecticut, East 2nd, 3-19-01
13 - Holy Cross vs. Penn St., Mideast 1st, 3-23-03

MOST FIELD GOALS ATTEMPTED

- 114 - Alabama vs. Duke, East 2nd, 3-18-95
93 - Duke vs. Alabama, East 2nd, 3-18-95
91 - Southern Methodist vs. Southern Miss., West 1st, 3-16-95
90 - Southern Miss. vs. Southern Methodist, West 1st, 3-16-95
89 - DePaul vs. Liberty, College Park 2nd, 3-22-05
88 - Georgia vs. St. Francis (Pa.), Midwest 1st, 3-15-96
88 - Grambling vs. Alabama, Midwest 1st, 3-12-99
87 - Georgia vs. Louisville, Mideast 1st, 3-17-84
87 - Alabama vs. Ga. Southern, Mideast 1st, 3-17-93
87 - Georgia Tech vs. Northwestern, Mideast 1st, 3-17-93
87 - Old Dominion vs. Liberty, Mideast 1st, 3-14-97

FEWEST FIELD GOALS ATTEMPTED

- 38 - George Washington vs. Virginia, East 2nd, 3-17-96
38 - Hartford vs. Rutgers, Storrs 1st, 3-20-05
39 - Southern Ill. vs. Auburn, Midwest 2nd, 3-14-86
40 - Vanderbilt vs. Iowa, Mideast 2nd, 3-17-90
40 - Missouri St. vs. Iowa, Midwest 2nd, 3-22-92
40 - Montana vs. San Diego St., West 1st, 3-16-95
40 - Iowa St. vs. Rutgers, Mideast 2nd, 3-16-98
41 - Seven tied (Most recent: Rutgers vs. Temple, Storrs 2nd, 3-22-05)

HIGHEST FIELD-GOAL PERCENTAGE

- 75.0% (42-56) - Texas vs. Missouri, Midwest 2nd, 3-14-86
71.0% (44-62) - Connecticut vs. Hampton, East 1st, 3-17-00
68.9% (42-61) - Texas vs. Drake, Midwest 1st, 3-15-84
68.1% (32-47) - Maryland vs. Missouri St., Midwest 2nd, 3-20-93
67.8% (40-59) - Arizona St. vs. Georgia, Midwest 1st, 3-12-82
67.4% (29-43) - Western Ky. vs. St. Joseph's, East 2nd, 3-16-86

- 67.2% (39-58) - Penn St. vs. North Carolina St., East 1st, 3-19-83
66.2% (45-68) - Ohio St. vs. Syracuse, Mideast 2nd, 3-20-88
66.1% (39-59) - North Carolina St. vs. Maine, East 1st, 3-13-98
65.5% (38-58) - Purdue vs. Northern Ill., Mideast 2nd, 3-22-92

LOWEST FIELD-GOAL PERCENTAGE

- 15.4% (10-65) - Long Island vs. Connecticut, East 1st, 3-17-01
20.3% (13-64) - Furman vs. Tennessee, Mideast 1st, 3-18-00
20.4% (11-54) - Missouri St. vs. Colorado, Midwest 2nd, 3-18-95
20.4% (10-49) - Clemson vs. Connecticut, East 2nd, 3-19-00
21.1% (15-71) - Alcorn St. vs. Notre Dame, Midwest 1st, 3-17-01
21.2% (14-66) - Houston vs. Boston College, Chapel Hill 1st, 3-20-05
22.2% (12-54) - Northwestern vs. George Washington, East 1st, 3-15-97
22.4% (15-67) - Grambling vs. Stanford, West 1st, 3-16-96
22.6% (14-62) - Hampton vs. Texas, West 1st, 3-23-03
22.8% (13-57) - Austin Peay vs. Tennessee, Mideast 1st, 3-16-01
22.8% (13-57) - Holy Cross vs. Penn St., Mideast 1st, 3-23-03

MOST THREE-POINT FIELD GOALS

- 16 - Harvard vs. Vanderbilt, Mideast 1st, 3-15-96
15 - Iowa St. vs. St. Francis (Pa.), Midwest 1st, 3-17-00
14 - Xavier vs. Louisville, Mideast 1st, 3-16-01
14 - Colorado St. vs. Maryland, East 1st, 3-17-01
14 - Connecticut vs. Auburn, East 2nd, 3-23-04
13 - Brigham Young vs. Oklahoma, East 1st, 3-18-00
13 - New Mexico vs. Mississippi St., Midwest 2nd, 3-24-03
12 - Youngstown St. vs. Penn St., Midwest 1st, 3-17-00
12 - Xavier vs. Clemson, Mideast 2nd, 3-18-01
12 - Iowa St. vs. Florida St., Midwest 2nd, 3-18-01
12 - Colorado vs. Brigham Young, Mideast 1st, 3-22-03
12 - North Carolina vs. Coppin St., Chapel Hill 1st, 3-20-05

FEWEST THREE-POINT FIELD GOALS

- 0 - 72 tied (Most recent: Old Dominion vs. Virginia, Minneapolis 1st, 3-19-05; Hartford vs. Rutgers, Storrs 1st, 3-20-05)

MOST THREE-POINT FIELD GOALS ATTEMPTED

- 52 - Alabama vs. Duke, East 2nd, 3-18-95
41 - Alcorn St. vs. Notre Dame, Midwest 1st, 3-17-01
34 - Alabama vs. Western Ky., Mideast 2nd, 3-21-92
33 - Grambling vs. Vanderbilt, East 1st, 3-16-94
33 - Santa Clara vs. Oregon, West 1st, 3-16-94
33 - DePaul vs. Liberty, College Park 2nd, 3-22-05
32 - Toledo vs. Western Ky., Mideast 1st, 3-17-95
32 - Stanford vs. Maine, East 1st, 3-12-99
32 - Grambling vs. Alabama, Midwest 1st, 3-12-99
32 - Florida vs. Washington, West 2nd, 3-18-01

FEWEST THREE-POINT FIELD GOALS ATTEMPTED

- 0 - 22 tied (Most recent: Maryland vs. Appalachian St., East 1st, 3-14-90)

HIGHEST THREE-POINT FIELD-GOAL PERCENTAGE (Min. six made)

- 87.5% (7-8) - Virginia Tech vs. Iowa, East 1st, 3-21-04
85.7% (6-7) - Virginia vs. St. John's (N.Y.), East 2nd, 3-19-88
85.7% (6-7) - Eastern Ky. vs. Arizona St., Fresno 1st, 3-19-05
77.8% (7-9) - Missouri St. vs. Oklahoma St., Midwest 1st, 3-17-93
77.8% (7-9) - Vanderbilt vs. Harvard, Mideast 1st, 3-15-96
76.9% (10-13) - Southern Methodist vs. DePaul, Mideast 1st, 3-15-96
75.0% (6-8) - Santa Clara vs. Texas Tech, West 2nd, 3-20-92
75.0% (6-8) - Old Dominion vs. Tennessee Tech, Mideast 1st, 3-17-93
75.0% (9-12) - Rutgers vs. Arizona, Midwest 2nd, 3-14-99

72.7% (8-11) - Colorado vs. Southern U., West 1st, 3-15-02
 72.7% (8-11) - Purdue vs. Virginia Tech, East 2nd, 3-24-03

LOWEST THREE-POINT FIELD-GOAL PERCENTAGE (Min. 10 att.)

0.0% (0-14) - Missouri St. vs. Colorado, Midwest 2nd, 3-18-95
 0.0% (0-13) - Duke vs. San Francisco, Mideast 2nd, 3-18-96
 0.0% (0-13) - North Carolina vs. Middle Tenn., East 1st, 3-21-04
 0.0% (0-10) - Southern Ill. vs. Mississippi, Midwest 2nd, 3-21-92
 0.0% (0-10) - Southern Miss. vs. Western Ky., East 2nd, 3-19-94
 7.1% (1-14) - Louisiana Tech vs. Northern Ill., Mideast 1st, 3-18-92
 7.1% (1-14) - Georgia Tech vs. Northwestern, Mideast 1st, 3-17-93
 7.1% (1-14) - Maryland vs. Purdue, Mideast 1st, 3-14-97
 7.1% (1-14) - Arizona St. vs. Vanderbilt, Midwest 2nd, 3-18-02
 7.7% (1-13) - Missouri St. vs. Colorado St., West 2nd, 3-14-99
 7.7% (1-13) - Oklahoma vs. Marist, Midwest 1st, 3-20-04

MOST FREE THROWS

39 - Purdue vs. Washington, Midwest 1st, 3-14-98
 38 - Western Ky. vs. Oregon St., Mideast 2nd, 3-19-95
 38 - Colorado St. vs. Missouri St., West 2nd, 3-14-99
 37 - Oklahoma St. vs. DePaul, Midwest 1st, 3-13-91
 37 - North Carolina vs. Ga. Southern, East 1st, 3-16-94
 35 - Alabama vs. Grambling, Midwest 1st, 3-12-99
 34 - Penn St. vs. Kansas, Midwest 2nd, 3-19-94
 33 - Illinois vs. Duke, Midwest 2nd, 3-16-97
 33 - Stanford vs. Santa Clara, Fresno 1st, 3-19-05
 32 - UCLA vs. Kentucky, West 2nd, 3-15-99

FEWEST FREE THROWS

0 - Kentucky vs. Drake, Midwest 1st, 3-12-86
 0 - Oklahoma St. vs. Texas, Midwest 1st, 3-16-94
 0 - Fordham vs. Penn St., Midwest 1st, 3-16-94
 0 - Stephen F. Austin vs. Xavier, East 1st, 3-17-00
 0 - Villanova vs. St. Francis (Pa.), Mideast 1st, 3-23-03
 1 - La Salle vs. Villanova, East 1st, 3-12-86
 1 - St. Joseph's vs. Maryland, Mideast 2nd, 3-19-88
 1 - UNLV vs. Minnesota, Midwest 1st, 3-16-02
 2 - 17 tied (Most recent: Ohio St. vs. Boston College, Mideast 2nd, 3-22-04; Vanderbilt vs. Chattanooga, Midwest 2nd, 3-22-04)

MOST FREE THROWS ATTEMPTED

48 - North Carolina vs. Ga. Southern, East 1st, 3-16-94
 48 - Western Ky. vs. Oregon St., Mideast 2nd, 3-19-95
 48 - Alabama vs. Grambling, Midwest 1st, 3-12-99
 48 - Colorado St. vs. Missouri St., West 2nd, 3-14-99
 45 - South Carolina vs. Alabama, Midwest 1st, 3-16-88
 45 - Notre Dame vs. George Washington, Mideast 2nd, 3-19-00
 44 - Louisiana Tech vs. Kansas, Midwest 2nd, 3-19-88
 43 - LSU vs. Missouri, Midwest 1st, 3-18-84
 43 - Oklahoma St. vs. DePaul, Midwest 1st, 3-13-91
 43 - Purdue vs. Washington, Midwest 1st, 3-14-98
 43 - Old Dominion vs. Southern Methodist, Midwest 2nd, 3-20-00

FEWEST FREE THROWS ATTEMPTED

0 - Villanova vs. St. Francis (Pa.), Mideast 1st, 3-23-03
 1 - Kentucky vs. Drake, Midwest 1st, 3-12-86
 1 - St. Joseph's vs. Maryland, Mideast 2nd, 3-19-88
 1 - Oklahoma St. vs. Texas, Midwest 1st, 3-16-94
 1 - Fordham vs. Penn St., Midwest 1st, 3-16-94
 2 - DePaul vs. Duke, Midwest 1st, 3-14-97
 2 - New Mexico vs. Purdue, Knoxville 1st, 3-20-05
 3 - Seven tied (Most recent: Stephen F. Austin vs. Xavier, East 1st, 3-17-00)

HIGHEST FREE-THROW PERCENTAGE (Min. 10 made)

100.0% (15-15) - Rhode Island vs. Oklahoma St., Midwest 1st, 3-15-96
 100.0% (14-14) - Virginia vs. Memphis, Mideast 2nd, 3-15-87
 100.0% (14-14) - Tennessee Tech vs. Texas Tech, Mideast 1st, 3-18-00

100.0% (14-14) - Temple vs. Iowa St., Midwest 1st, 3-16-02
 100.0% (10-10) - Auburn vs. Penn St., Midwest 2nd, 3-19-00
 96.3% (26-27) - Auburn vs. Missouri St., Midwest 1st, 3-17-00
 95.8% (23-24) - Oklahoma vs. Marist, Midwest 1st, 3-20-04
 95.7% (22-23) - Tennessee vs. Wake Forest, East 2nd, 3-19-88
 95.5% (21-22) - Georgia vs. Illinois, Mideast 2nd, 3-15-86
 95.2% (20-21) - Fairfield vs. Providence, East 1st, 3-13-91

LOWEST FREE-THROW PERCENTAGE (Min. 10 att.)

26.7% (4-15) - Rutgers vs. Ohio St., East 2nd, 3-21-93
 29.4% (5-17) - Tennessee Tech vs. Louisiana Tech, Midwest 1st, 3-12-82
 30.0% (3-19) - Connecticut vs. Vanderbilt, East 2nd, 3-21-92
 30.8% (4-13) - Holy Cross vs. Ohio St., East 1st, 3-17-85
 31.6% (6-19) - Western Ky. vs. Southern Miss., East 2nd, 3-19-94
 33.3% (4-12) - Oklahoma vs. Louisiana Tech, East 2nd, 3-18-95
 33.3% (4-12) - UCF vs. Louisiana Tech, Midwest 1st, 3-16-96
 33.3% (5-15) - Utah vs. Louisville, West 1st, 3-14-98
 35.7% (5-14) - Kansas vs. Georgia, Midwest 2nd, 3-14-87
 35.7% (5-14) - Rice vs. UC Santa Barb., West 1st, 3-18-00

MOST REBOUNDS

67 - Duke vs. Alabama, East 2nd, 3-18-95
 66 - Clemson vs. Providence, East 2nd, 3-16-91
 64 - Tennessee vs. South Carolina, Mideast 1st, 3-19-83
 64 - UCLA vs. Notre Dame, Midwest 1st, 3-18-92
 63 - Washington vs. Vanderbilt, West 1st, 3-15-97
 62 - Notre Dame vs. Alcorn St., Midwest 1st, 3-17-01
 62 - Michigan St. vs. Alcorn St., Minneapolis 1st, 3-19-05
 61 - Louisiana Tech vs. UCF, West 1st, 3-12-99
 60 - Six tied (Most recent: North Carolina St. vs. Youngstown St., East 2nd, 3-15-98)

FEWEST REBOUNDS

14 - Missouri St. vs. Maryland, Midwest 2nd, 3-20-93
 14 - Idaho St. vs. Vanderbilt, Midwest 1st, 3-17-01
 18 - Monmouth vs. Cheyney, East 1st, 3-18-83
 18 - Montana vs. Florida, West 1st, 3-14-98
 18 - Holy Cross vs. Duke, East 1st, 3-13-99
 18 - Wis.-Green Bay vs. Old Dominion, Midwest 1st, 3-18-00
 19 - Drake vs. Texas, Midwest 1st, 3-15-84
 19 - Maryland vs. Cheyney, East 1st, 3-17-84
 19 - San Diego St. vs. Oregon, Midwest 1st, 3-15-97
 19 - Maine vs. North Carolina St., East 1st, 3-13-98
 19 - Tulane vs. St. Joseph's, East 1st, 3-13-99
 19 - San Diego vs. Notre Dame, Mideast 1st, 3-17-00

LARGEST REBOUND MARGIN

42 - Cheyney (60) vs. Monmouth (18), East 1st, 3-18-83
 41 - Tennessee (64) vs. South Carolina (23), Mideast 1st, 3-19-83
 36 - Clemson (66) vs. Providence (30), East 2nd, 3-16-91
 35 - Connecticut (58) vs. Lehigh (23), Midwest 1st, 3-15-97
 35 - North Carolina St. (60) vs. Youngstown St. (25), East 2nd, 3-15-98
 33 - Connecticut (57) vs. St. Francis (Pa.) (24), Mideast 1st, 3-12-99
 33 - Michigan St. (62) vs. Alcorn St. (29), Minneapolis 1st, 3-19-05
 31 - Western Ky. (60) vs. West Virginia (29), East 1st, 3-15-89
 30 - Purdue (58) vs. Radford (28), West 1st, 3-16-94
 29 - Cheyney (48) vs. Maryland (19), East 1st, 3-17-84
 29 - Auburn (56) vs. Penn St. (27), Mideast 2nd, 3-20-88
 29 - Tennessee (51) vs. N.C. A&T (22), Mideast 1st, 3-16-94

MOST ASSISTS (Since 1985)

35 - Stanford vs. Howard, West 1st, 3-15-97
 32 - Texas Tech vs. Grambling, Midwest 1st, 3-13-98
 32 - Connecticut vs. Dartmouth, Storrs 1st, 3-20-05
 31 - Tennessee vs. Tennessee Tech, Mideast 2nd, 3-15-87
 31 - Maryland vs. Appalachian St., East 1st, 3-14-90
 31 - Vanderbilt vs. Minnesota, East 2nd, 3-19-94
 31 - Tennessee vs. Florida A&M, Mideast 1st, 3-16-95
 30 - Arkansas vs. Northwestern, Midwest 2nd, 3-16-91
 30 - Connecticut vs. Hampton, East 1st, 3-17-00
 30 - Duke vs. Northwestern St., Mideast 1st, 3-21-04
 29 - Seven tied (Most recent: Texas vs. Hampton, West 1st, 3-23-03)

NOTE: Georgia vs. Louisville, Mideast 1st, 3-17-84, recorded 35 assists, Penn St. vs. North Carolina St., East 1st, 3-19-83, recorded 34 assists and Arizona St. vs. Georgia, Midwest 1st, 3-12-82, recorded 32 assists before assists became an official statistic.

FEWEST ASSISTS (Since 1985)

3 - LSU vs. Southern Ill., Midwest 2nd, 3-15-87
 3 - Montana vs. Stanford, Midwest 2nd, 3-20-88
 3 - Marquette vs. Florida Int'l, Mideast 1st, 3-13-98
 3 - Austin Peay vs. Tennessee, Mideast 1st, 3-16-01
 3 - Hampton vs. Texas, West 1st, 3-23-03
 3 - Western Caro. vs. Tennessee, Knoxville 1st, 3-20-05
 4 - 12 tied (Most recent: Arizona vs. LSU, Knoxville 2nd, 3-22-05)

NOTE: South Carolina St. vs. Tennessee, Mideast 1st, 3-19-83, and Middle Tenn. vs. Tennessee, Mideast 1st, 3-17-84, recorded two assists each before assists became an official statistic.

MOST STEALS (Since 1988)

25 - Old Dominion vs. Tennessee Tech, East 1st, 3-12-99
 24 - Stephen F. Austin vs. Mississippi, Midwest 1st, 3-13-91
 23 - Tennessee vs. Radford, East 1st, 3-16-96
 22 - Tennessee vs. N.C. A&T, Mideast 1st, 3-16-94
 21 - Florida St. vs. Appalachian St., Mideast 1st, 3-13-91
 21 - Purdue vs. Radford, West 1st, 3-16-94
 21 - Oklahoma vs. Loyola (Md.), East 1st, 3-16-95
 21 - Purdue vs. UC Santa Barb., Mideast 1st, 3-16-01
 20 - Six tied (Most recent: North Carolina vs. Coppin St., Chapel Hill 1st, 3-20-05)

MOST BLOCKED SHOTS (Since 1988)

15 - UNLV vs. Colorado, West 2nd, 3-18-89
 13 - North Carolina vs. Western Ill., West 1st, 3-16-95
 13 - Georgia vs. Louisville, Midwest 2nd, 3-19-95
 12 - Connecticut vs. Long Island, East 1st, 3-17-01
 12 - Old Dominion vs. Purdue, Mideast 2nd, 3-18-02
 12 - Tennessee vs. Colgate, Midwest 1st, 3-20-04
 12 - Rice vs. Georgia, Dallas 1st, 3-19-05
 11 - Nine tied (Most recent: Penn St. vs. Hampton, East 1st, 3-21-04; Virginia Tech vs. Iowa, East 1st, 3-21-04)

MOST TURNOVERS

34 - Mississippi vs. Stephen F. Austin, Midwest 1st, 3-13-91
 34 - Appalachian St. vs. Florida St., Mideast 1st, 3-13-91
 34 - Manhattan vs. Virginia, East 1st, 3-15-96
 34 - Howard vs. Connecticut, Mideast 1st, 3-16-96
 33 - Appalachian St. vs. Tennessee, East 1st, 3-13-99
 32 - North Carolina St. vs. Rutgers, Mideast 2nd, 3-18-89
 32 - Tennessee St. vs. Southern Miss., East 1st, 3-16-94
 32 - Loyola (Md.) vs. Oklahoma, East 1st, 3-16-95
 32 - Eastern Ky. vs. Georgia, West 1st, 3-14-97
 32 - Tennessee Tech vs. Old Dominion, East 1st, 3-12-99
 32 - Xavier vs. Clemson, Mideast 2nd, 3-18-01

FEWEST TURNOVERS

3 - Louisiana Tech vs. UC Santa Barb., East 1st, 3-15-02
 4 - South Carolina St. vs. La Salle, Mideast OR, 3-16-83
 5 - Stanford vs. Montana, West 2nd, 3-19-94
 5 - Villanova vs. Drake, East 1st, 3-16-01
 5 - Chattanooga vs. Rutgers, Midwest 1st, 3-20-04
 5 - Houston vs. UC Santa Barb., East 2nd, 3-22-04
 5 - Vanderbilt vs. Montana, Seattle 1st, 3-19-05

6 - Seven tied (Most recent: Villanova vs. George Washington, Mideast 2nd, 3-25-03)

MOST PERSONAL FOULS

36 - Missouri St. vs. Colorado St., West, 2nd, 3-14-99
 35 - Florida St. vs. Mississippi, Mideast 1st, 3-18-83
 34 - Jackson St. vs. Middle Tenn., Midwest OR, 3-15-83
 33 - Howard vs. Long Beach St., West 1st, 3-12-82
 33 - Ohio St. vs. Texas, Midwest 2nd, 3-18-90
 33 - Oregon St. vs. Western Ky., Mideast 2nd, 3-19-95
 33 - Washington vs. Purdue, Midwest 1st, 3-14-98
 31 - Seven tied (Most recent: Iowa vs. Utah, Midwest 2nd, 3-19-01)

FEWEST PERSONAL FOULS

4 - St. Francis (Pa.) vs. Villanova, Mideast 1st, 3-23-03
 6 - Penn St. vs. Fordham, Midwest 1st, 3-16-94
 7 - North Carolina St. vs. Mississippi St., Midwest 1st, 3-13-99
 7 - Minnesota vs. UNLV, Midwest 1st, 3-16-02
 7 - Chattanooga vs. Rutgers, Midwest 1st, 3-20-04
 8 - Nine tied (Most recent: Chattanooga vs. Vanderbilt, Midwest 2nd, 3-22-04)

MOST DISQUALIFICATIONS

5 - Oregon St. vs. Western Ky., Mideast 2nd, 3-19-95
 4 - Alabama vs. South Carolina, Midwest 1st, 3-16-88
 4 - UC Santa Barb. vs. Stanford, West 2nd, 3-21-92

4 - Old Dominion vs. Iowa, Mideast 2nd, 3-20-93
 4 - Rutgers vs. Western Ky., East 1st, 3-16-94
 4 - San Francisco vs. Southern California, Mideast 1st, 3-15-97
 4 - George Washington vs. Connecticut, East 2nd, 3-15-98
 4 - Rutgers vs. Georgia, Midwest 2nd, 3-24-03
 3 - 33 tied (Most recent: Harvard vs. Kansas St., East 1st, 3-23-03)

Regional All-Tournament Teams

Most outstanding player is indicated by ()*

1982

East

*Valerie Walker, Cheyney
 Yolanda Laney, Cheyney
 Rosetta Guilford, Cheyney
 Priscilla Gary, Kansas St.
 Ginger Rouse, North Carolina St.

Mideast

*Sheila Collins, Tennessee
 Paula Towns, Tennessee
 Paula McGee, Southern California
 Pam McGee, Southern California
 Carol Walderman, Penn St.

Midwest

*Pam Kelly, Louisiana Tech
 Janice Lawrence, Louisiana Tech
 Valerie Still, Kentucky
 Patty Jo Hedges, Kentucky
 Sheila Foster, South Carolina

West

*Lorri Bauman, Drake
 Myra Waters, Maryland
 Debbie Lytle, Maryland
 Jasmina Perazic, Maryland
 LaTaunya Pollard, Long Beach St.

1983

East

*Medina Dixon, Old Dominion
 Anne Donovan, Old Dominion
 Helen Malone, Old Dominion
 Kahadeejah Herbert, Penn St.
 Anne Troyan, Penn St.

Mideast

*Janet Harris, Georgia
 Teresa Edwards, Georgia
 Tanya Haave, Tennessee
 Denise Jackson, Indiana
 Sandra Newborn, Mississippi

Midwest

*Janice Lawrence, Louisiana Tech
 Lori Scott, Louisiana Tech
 Priscilla Gary, Kansas St.
 Terry Mackey, Texas
 Annette Smith, Texas

West

*LaTaunya Pollard, Long Beach St.
 Pam McGee, Southern California
 Paula McGee, Southern California
 Cheryl Miller, Southern California
 Judy Spoelstra, Oregon St.

1984

East

*Yolanda Laney, Cheyney
 Margaret Diaz, Cheyney
 Medina Dixon, Old Dominion
 Tracy Claxton, Old Dominion
 Linda Page, North Carolina St.

Mideast

*Mary Ostrowski, Tennessee
 Tanya Haave, Tennessee
 Paula Towns, Tennessee
 Teresa Edwards, Georgia
 Janet Harris, Georgia

Midwest

*Janice Lawrence, Louisiana Tech
 Pam Gant, Louisiana Tech
 Joyce Walker, LSU
 Lisa Ingram, La.-Monroe
 Andrea Lloyd, Texas

West

*Paula McGee, Southern California
 Cynthia Cooper, Southern California
 Cheryl Miller, Southern California
 Kirsten Cummings, Long Beach St.
 Janet Harris, Georgia
 Tina Hutchinson, San Diego St.

1985

East

*Medina Dixon, Old Dominion
 Tracy Claxton, Old Dominion
 Donna Harrington, Old Dominion
 Francine Lewis, Ohio St.
 Suzie McConnell, Penn St.

Mideast

*Lillie Mason, Western Ky.
 Clemette Haskins, Western Ky.
 Andrea Lloyd, Texas
 Sheila Collins, Tennessee
 Jennifer Gillom, Mississippi

Midwest

*Chana Perry, La.-Monroe
 Eun Jung Lee, La.-Monroe
 Lisa Ingram, La.-Monroe
 Pam Gant, Louisiana Tech
 Tori Harrison, Louisiana Tech

West

*Teresa Edwards, Georgia
 Cheryl Miller, Southern California
 Cindy Brown, Long Beach St.
 Jackie White, Long Beach St.
 Roslind Boger, Long Beach St.

1986

East

*Lillie Mason, Western Ky.
 Clemette Haskins, Western Ky.
 Kami Thomas, Western Ky.
 Kristen Foley, Rutgers
 Sue Wicks, Rutgers

Mideast

*Shelley Sexton, Tennessee
 Sheila Frost, Tennessee
 Bonita Branch, LSU
 Alisha Jones, LSU
 Teresa Edwards, Georgia

Midwest

*Jennifer Gillom, Mississippi
 Alisa Scott, Mississippi
 Clarissa Davis, Texas
 Kamie Ethridge, Texas
 Beverly Williams, Texas

West

*Cheryl Miller, Southern California
 Cynthia Cooper, Southern California
 Cindy Brown, Long Beach St.
 Tori Harrison, Louisiana Tech
 Angela Lawson, Louisiana Tech

1987

East

*Andrea Lloyd, Texas
 Clarissa Davis, Texas
 Beverly Williams, Texas
 Regina Howard, Rutgers
 Sue Wicks, Rutgers

Mideast

*Bridgette Gordon, Tennessee
 Sheila Frost, Tennessee
 Helene Baroody, Auburn
 Vickie Orr, Auburn
 Donna Harrington, Old Dominion

Midwest

*Tori Harrison, Louisiana Tech
 Nora Lewis, Louisiana Tech
 Teresa Weatherspoon, Louisiana Tech
 Katrina McClain, Georgia
 Michelle Edwards, Iowa

West

*Cindy Brown, Long Beach St.
 Penny Toler, Long Beach St.
 Margaret Mohr, Long Beach St.
 Monica Lamb, Southern California
 Tracey Hall, Ohio St.

1988

East

*Dawn Marsh, Tennessee
 Bridgette Gordon, Tennessee
 Telicher Austin, Rutgers
 Daphne Hawkins, Virginia
 Donna Holt, Virginia

Mideast

*Diann McNeil, Auburn
 Mae Ola Bolton, Auburn
 Ruthie Bolton, Auburn
 Lisa Brown, Maryland
 Vicky Bullett, Maryland

Midwest

*Teresa Weatherspoon, Louisiana Tech
 Venus Lacy, Louisiana Tech
 Sonja Henning, Stanford
 Doreatha Conwell, Texas
 Beverly Williams, Texas

West

*Penny Toler, Long Beach St.
 Traci Waites, Long Beach St.
 Shanda Berry, Iowa
 Michelle Edwards, Iowa
 Cherie Nelson, Southern California

1989

East

*Bridgette Gordon, Tennessee, Sr.
 Sheila Frost, Tennessee, Sr.
 Nikita Lowry, Ohio St., Sr.
 Penny Toler, Long Beach St., Sr.
 Traci Waites, Long Beach St., Sr.

Mideast

*Vickie Orr, Auburn, Sr.
 Ruthie Bolton, Auburn, Sr.
 Linda Godby, Auburn, Jr.
 Cynthia Autry, Mississippi, Sr.
 Andrea Stinson, North Carolina St., So.

Midwest

- *Venus Lacy, Louisiana Tech, Jr.
- Nora Lewis, Louisiana Tech, Sr.
- Jennifer Azzi, Stanford, Jr.
- Trisha Stevens, Stanford, So.
- Patricia Woods, LSU, Sr.

West

- *Deanna Tate, Maryland, Sr.
- Vicky Bullett, Maryland, Sr.
- Carla Holmes, Maryland, So.
- Clarissa Davis, Texas, Sr.
- Vicki Hall, Texas, Fr.

1990**East**

- *Dawn Staley, Virginia, So.
- Tammi Reiss, Virginia, So.
- Daedra Charles, Tennessee, Jr.
- Dena Head, Tennessee, So.
- Dottie Van Gheem, Providence, Sr.

Midwest

- *Carolyn Jones, Auburn, Jr. (Tie MOP)
- *Karen Deden, Washington, Jr. (Tie MOP)
- C.C. Hayden, Auburn, So. (Tie)
- Evelyn Thompson, Auburn, Sr.
- Wendy Scholtens, Vanderbilt, Jr. (Tie)
- Beth Hunt, South Carolina, Jr.

Midwest

- *Shantel Hardison, Louisiana Tech, Jr.
- Venus Lacy, Louisiana Tech, Sr.
- Edna Campbell, Texas, Jr.
- Vicki Hall, Texas, So.
- Andrea Stinson, North Carolina St., Jr.

West

- *Jennifer Azzi, Stanford, Sr.
- Trisha Stevens, Stanford, Jr.
- Delmonica DeHorney, Arkansas, Jr.
- Portia Hill, Stephen F. Austin, Sr.
- Kimsey O'Neal, Mississippi, Sr.

1991**East**

- *Kerry Bascom, Connecticut, Sr.
- Wendy Davis, Connecticut, Jr.
- Laura Lishness, Connecticut, Sr.
- Paula Schuler, James Madison, Sr.
- Cheron Wells, Clemson, Jr.

Midwest

- *Kelli Casteel, Tennessee, Jr.
- Jody Adams, Tennessee, So.
- Daedra Charles, Tennessee, Sr.
- C.C. Hayden, Auburn, Jr.
- Chantel Tremiere, Auburn, Sr.

Midwest

- *Dawn Staley, Virginia, Jr.
- Tonya Cardoza, Virginia, Sr.
- Tammi Reiss, Virginia, Jr.
- Brenda Hatchett, Lamar, So.
- Delmonica DeHorney, Arkansas, Sr.

West

- *Val Whiting, Stanford, So.
- Sonja Henning, Stanford, Sr.
- Julie Zeilstra, Stanford, Jr.
- Stacey Ford, Georgia, Sr.
- Lady Hardmon, Georgia, Jr.

1992**East**

- *Dawn Staley, Virginia, Sr.
- Heather Burge, Virginia, Jr.
- Shelley Jarrard, Vanderbilt, Jr.
- Rosemary Kosiorek, West Virginia, Sr.
- Vicki Plowden, Miami (Fl.), Jr.

Midwest

- *Kim Pehlke, Western Ky., Sr.
- Donna Gill, Purdue, Sr.
- Jessie Hicks, Maryland, Jr.
- Paulette Monroe, Western Ky., Jr.
- Debbie Scott, Western Ky., Jr.

Midwest

- *Tina Robbins, Missouri St., So.
- Melody Howard, Missouri St., So.
- Karen Rapier, Missouri St., Sr.
- Jackie Martin, Mississippi, Sr.
- Susan Robinson, Penn St., Sr.

West

- *Molly Goodenbour, Stanford, Jr.
- Joni Easterly, Southern California, Jr.
- Rachel Hemmer, Stanford, Fr.
- Lisa Leslie, Southern California, So.
- Sheryl Swoopes, Texas Tech, Jr.

1993**East**

- *Audrey Burcy, Ohio St., Sr.
- Averrill Roberts, Ohio St., Sr.
- Katie Smith, Ohio St., Fr.
- Dena Evans, Virginia, Sr.
- Heather Burge, Virginia, Sr.

Midwest

- *Laurie Aaron, Iowa, Sr.
- Tia Jackson, Iowa, Jr.
- Necole Tunsil, Iowa, Jr.
- Tiffany Woosley, Tennessee, So.
- Lisa Harrison, Tennessee, Sr.

Midwest

- *Danielle Whitehurst, Louisiana Tech, Sr.
- Pam Thomas, Louisiana Tech, Jr.
- Shelley Jarrard, Vanderbilt, Sr.
- Mara Cunningham, Vanderbilt, So.
- Trenia Tillis, Stephen F. Austin, Jr.

West

- *Sheryl Swoopes, Texas Tech, Sr.
- Krista Kirkland, Texas Tech, Sr.
- Noel Johnson, Texas Tech, So.
- Shelley Sheetz, Colorado, So.
- Val Whiting, Stanford, Sr.

1994**East**

- *Tonya Sampson, North Carolina, Sr.
- Sylvia Crawley, North Carolina, Sr.
- Carla Berube, Connecticut, Fr.
- Rebecca Lobo, Connecticut, Jr.
- Kara Wolters, Connecticut, Fr.

Midwest

- *Debra Williams, Louisiana Tech, So.
- Pam Thomas, Louisiana Tech, Sr.
- Lisa Leslie, Southern California, Sr.
- Tina Thompson, Southern California, Fr.
- Nikki McCrary, Tennessee, Jr.

Midwest

- *Betsy Harris, Alabama, Sr.
- Niesa Johnson, Alabama, Jr.
- Yolanda Watkins, Alabama, So.
- Helen Holloway, Penn St., Sr.
- Jodi Brooks, Seton Hall, Sr.

West

- *Leslie Johnson, Purdue, Fr.
- Tonya Kirk, Purdue, So.
- Christy Hedgpeth, Stanford, Sr.
- Anita Kaplan, Stanford, Jr.
- Jamillah Lang, Colorado, Sr.

1995**East**

- *Jennifer Rizzotti, Connecticut, Jr.
- Kara Wolters, Connecticut, So.
- Rebecca Lobo, Connecticut, Sr.
- Wendy Palmer, Virginia, Jr.
- Tora Suber, Virginia, So.

Midwest

- *Nikki McCrary, Tennessee, Sr.
- Michelle Marciniak, Tennessee, Jr.
- Dana Johnson, Tennessee, Sr.
- Tabitha Truesdale, Texas Tech, Sr.
- Gwen Doyle, Western Ky., Sr.

Midwest

- *Isabelle Fijalkowski, Colorado, Sr.
- Shelley Sheetz, Colorado, Sr.
- Saudia Roundtree, Georgia, Jr.
- Kedra Holland, Georgia, So.
- Jennifer Howard, North Carolina St., So.

West

- *Anita Kaplan, Stanford, Sr.
- Kristin Folkl, Stanford, Fr.
- Jennifer Jacoby, Purdue, Sr.
- Jannon Roland, Purdue, So.
- Marion Jones, North Carolina, So.

1996**East**

- *Latina Davis, Tennessee, Sr.
- Chamique Holdscaw, Tennessee, Fr.
- Michelle Marciniak, Tennessee, Sr.
- Tora Suber, Virginia, Jr.
- De Mya Walker, Virginia, Fr.

Midwest

- *Jennifer Rizzotti, Connecticut, Sr.
- Jamelle Elliott, Connecticut, Sr.
- Nykesha Sales, Connecticut, So.
- Kara Wolters, Connecticut, Jr.
- Sheri Sam, Vanderbilt, Sr.

Midwest

- *Saudia Roundtree, Georgia, Sr.
- Tracy Henderson, Georgia, Jr.
- Vickie Johnson, Louisiana Tech, Sr.
- Raquel Spurlock, Louisiana Tech, Sr.
- Debra Williams, Louisiana Tech, Sr.

West

- *Kate Starbird, Stanford, Jr.
- Naomi Multaauopele, Stanford, So.
- Vanessa Nygaard, Stanford, So.
- Shalonda Enis, Alabama, Jr.
- Laticia Morris, Auburn, Jr.

1997**East**

- *Katryna Gaither, Notre Dame, Sr.
- Beth Morgan, Notre Dame, Sr.
- Tajama Abraham, George Washington, Sr.
- Noelia Gomez, George Washington, Jr.
- Tracey Reid, North Carolina, Jr.

Midwest

- *DeLisha Milton, Florida, Sr.
- Murriel Page, Florida, Jr.
- Mery Andrade, Old Dominion, Jr.
- Aubrey Eblin, Old Dominion, So.
- Ticha Penicheiro, Old Dominion, Jr.

Midwest

- *Chamique Holdscaw, Tennessee, So.
- Kellie Jolly, Tennessee, So.
- Pashen Thompson, Tennessee, Sr.
- Nykesha Sales, Connecticut, Jr.
- Kara Wolters, Connecticut, Sr.

West

- *Jamila Wideman, Stanford, Sr.
- Kate Starbird, Stanford, Sr.
- Kristin Folkl, Stanford, So.
- Olympia Scott, Stanford, Jr.
- Kedra Holland-Corn, Georgia, Sr.

1998**East**

- *Chasity Melvin, North Carolina St., Sr.
- Tynesha Lewis, North Carolina St., Fr.
- Summer Erb, North Carolina St., So.
- Paige Sauer, Connecticut, So.
- Lisa Griffith, Arizona, So.

Midwest

- *Chamique Holdscaw, Tennessee, Jr.
- Semeka Randall, Tennessee, Fr.
- Nikki Teasley, North Carolina, Fr.
- Chanel Wright, North Carolina, Jr.
- Tracy Reid, North Carolina, Sr.

Midwest

- *Alisa Burras, Louisiana Tech, Sr.
- LaQuan Stallworth, Louisiana Tech, Jr.
- Tamicha Jackson, Louisiana Tech, So.
- Stephanie White, Purdue, Jr.
- Ukari Figgs, Purdue, Jr.

West

- *Sytia Messer, Arkansas, Jr.
- Treva Christensen, Arkansas, Jr.
- Christy Smith, Arkansas, Sr.
- Peppi Browne, Duke, So.
- Nicole Erickson, Duke, Jr.

1999**East**

- *Georgia Schweitzer, Duke, So.
- Nicole Erickson, Duke, Sr.
- Michele VanGorp, Duke, Jr.
- Chamique Holdscaw, Tennessee, Sr.
- Tamika Catchings, Tennessee, Fr.

Mideast

*Kelly Miller, Georgia, So.
Pam Irwin-Osbolt, Georgia, Sr.
Stacy Frese, Iowa St., Jr.
Tracy Gahan, Iowa St., Fr.
Tamika Williams, Connecticut, Fr.

Midwest

*Stephanie White-McCarty, Purdue, Sr.
Camille Cooper, Purdue, So.
Ukari Figgs, Purdue, Sr.
Tasha Pointer, Rutgers, So.
Shawnetta Stewart, Rutgers, Jr.

West

*Amanda Wilson, Louisiana Tech, Sr.
Monica Maxwell, Louisiana Tech, Sr.
Betty Lennox, Louisiana Tech, Jr.
Michelle Greco, UCLA, Fr.
Maylana Martin, UCLA, Jr.

2000**East**

*Svetlana Abrosimova, Connecticut, Jr.
Sue Bird, Connecticut, So.
Shea Ralph, Connecticut, Jr.
April Brown, LSU, Jr.
Marie Ferdinand, LSU, Jr.

Mideast

*Tamika Catchings, Tennessee, Jr.
Semeka Randall, Tennessee, Jr.
Aleah Johnson, Texas Tech, Sr.
Plenette Pierson, Texas Tech, Fr.
Ruth Riley, Notre Dame, Jr.

Midwest

*Helen Darling, Penn St., Sr.
Andrea Garner, Penn St., Sr.
Lisa Shepherd, Penn St., Jr.
Tamicha Jackson, Louisiana Tech, Sr.
Betty Lennox, Louisiana Tech, Sr.

West

*Shawnetta Stewart, Rutgers, Sr.
Tasha Pointer, Rutgers, Jr.
Tammy Sutton-Brown, Rutgers, Jr.
Coco Miller, Georgia, Jr.
Kelly Miller, Georgia, Jr.

2001**East**

*Diana Taurasi, Connecticut, Fr.
Sue Bird, Connecticut, Jr.
Swin Cash, Connecticut, Jr.
Takeisha Lewis, Louisiana Tech, Jr.
Tynesha Lewis, North Carolina St., Sr.

Mideast

*Kelly Komara, Purdue, Jr.
Camille Cooper, Purdue, Sr.
Nicole Levandusky, Xavier, Sr.
Taru Tuukkanen, Xavier, Sr.
Jia Perkins, Texas Tech, Fr.

Midwest

*Ruth Riley, Notre Dame, Sr.
Alicia Ratay, Notre Dame, So.
Kelly Siemon, Notre Dame, Sr.
Chantelle Anderson, Vanderbilt, So.
Zuzana Klimesova, Vanderbilt, Jr.

West

*Jackie Stiles, Missouri St., Sr.
Tara Michem, Missouri St., Sr.
Andrea Lalum, Washington, Fr.
Alana Beard, Duke, Fr.
Caton Hill, Oklahoma, So.

2002**East**

*Alana Beard, Duke, So.
Michele Matyasovsky, Duke, Jr.
Sheana Mosch, Duke, Jr.
Shaunzinski Gortman, South Carolina, Sr.
Jocelyn Penn, South Carolina, Jr.

Mideast

*Sue Bird, Connecticut, Sr.
Asjha Jones, Connecticut, Sr.
Diana Taurasi, Connecticut, So.
Tamika Williams, Connecticut, Sr.
Lucienne Berthieu, Old Dominion, Sr.

Midwest

*Chantelle Anderson, Vanderbilt, Jr.
Zuzi Klimesova, Vanderbilt, Sr.
Shyra Ely, Tennessee, Fr.
Gwen Jackson, Tennessee, Jr.
Melanie Pearson, Brigham Young, Sr.

West

*Stacey Dales, Oklahoma, Sr.
LaNeishea Caulfield, Oklahoma, Sr.
Caton Hill, Oklahoma, Jr.
Eisha Bohman, Colorado, Sr.
Nicole Powell, Stanford, So.

2003**East**

*Diana Taurasi, Connecticut, Jr.
Jessica Moore, Connecticut, So.
Barbara Turner, Connecticut, Fr.
Erika Valek, Purdue, Jr.
Shereka Wright, Purdue, Jr.

Mideast

*Gwen Jackson, Tennessee, Sr.
Shyra Ely, Tennessee, So.
Kara Lawson, Tennessee, Sr.
Trish Juhline, Villanova, Sr.
Courtney Mix, Villanova, Jr.

Midwest

*Alana Beard, Duke, Jr.
Iciss Tillis, Duke, Jr.
Christi Thomas, Georgia, Jr.
Jordan Adams, New Mexico, Sr.
Plenette Pierson, Texas Tech, Sr.

West

*Heather Schreiber, Texas, So.
Jamie Carey, Texas, Jr.
Stacy Stephens, Texas, Jr.
Aiysha Smith, LSU, Sr.
Cheryl Ford, Louisiana Tech, Sr.

2004**East**

*Diana Taurasi, Connecticut, Sr.
Barbara Turner, Connecticut, So.
April McDivitt, UC Santa Barb., Sr.
Jacqueline Batteast, Notre Dame, Jr.
Kelly Mazzante, Penn St., Sr.

Mideast

*Lindsay Whalen, Minnesota, Sr.
Kadidja Andersson, Minnesota, Sr.
Janel McCarville, Minnesota, Jr.
Alana Beard, Duke, Sr.
Monique Currie, Duke, So.

Midwest

*Nicole Powell, Stanford, Sr.
Susan Borchardt, Stanford, Jr.
Jessica Stratton, Baylor, Sr.
Tasha Butts, Tennessee, Sr.
LaToya Davis, Tennessee, Sr.
Shyra Ely, Tennessee, Jr.

West

*Seimone Augustus, LSU, So.
Temeka Johnson, LSU, Sr.
Jenese Hardrick, Georgia, Fr.
Christi Thomas, Georgia, Sr.
Jamie Carey, Texas, Jr.

2005**Chattanooga**

*Seimone Augustus, LSU, Jr.
Temeka Johnson, LSU, Sr.
Monique Currie, Duke, Jr.
Mistie Williams, Duke, Jr.
Tasha Humphrey, Georgia, Fr.

Kansas City

*Kristin Haynie, Michigan St., Sr.
Liz Shimek, Michigan St., Jr.
Susan King Borchardt, Stanford, Sr.
Candice Wiggins, Stanford, Fr.
Carla Thomas, Vanderbilt, So.

Philadelphia

*Cappie Pondexter, Rutgers, Sr.
Matee Ajavon, Rutgers, Fr.
Jessica Davenport, Ohio St., So.
Shyra Ely, Tennessee, Sr.
Shanna Zolman, Tennessee, Jr.

Tempe

*Sophia Young, Baylor, Jr.
Abiola Wabara, Baylor, So.
Kylan Loney, Arizona St., Sr.
Nikita Bell, North Carolina, Sr.
Ivory Latta, North Carolina, So.

Regional History

Region	Dates	Site	Facility	Semifinals Attendance	Final Attendance
1982					
East	March 18 & 20	Raleigh, NC	Raleigh Coliseum	1,048	1,560
Mideast	March 19 & 21	Knoxville, TN	Stokely Athletics Center	3,413	3,279
Midwest	March 18 & 20	Ruston, LA	Memorial Gym	4,200	4,200
West	March 19 & 21	Stanford, CA	Maples Pavilion	706	250
1983					
East	March 24 & 26	University Park, PA	Recreation Hall	2,260	2,976
Mideast	March 23 & 25	Notre Dame, IN	Joyce Athletic & Convention Center	851	381
Midwest	March 25 & 27	Ruston, LA	Assembly Center	5,650	5,905
West	March 24 & 26	Los Angeles	Pauley Pavilion	2,319	4,216
1984					
East	March 22 & 24	Norfolk, VA	ODU Fieldhouse	3,505	4,039
Mideast	March 23 & 25	Knoxville, TN	Stokely Athletics Center	2,235	3,796
Midwest	March 23 & 25	Ruston, LA	Assembly Center	7,650	6,840
West	March 22 & 24	Los Angeles	Sports Arena	3,718	5,160

Region	Dates	Site	Facility	Semifinals Attendance	Final Attendance
1985					
East	March 21 & 23	Norfolk, VA	ODU Fieldhouse	2,812	3,086
Midwest	March 22 & 24	Bowling Green, KY	E.A. Diddle Arena	4,900	6,500
Midwest	March 22 & 24	Monroe, LA	Ewing Coliseum	6,850	7,023
West	March 21 & 23	Los Angeles	Pauley Pavilion	4,624	3,247
1986					
East	March 20 & 22	Philadelphia	Palestra	2,287	2,121
Midwest	March 20 & 22	Iowa City, IA	Carver-Hawkeye Arena	1,612	1,669
Midwest	March 20 & 22	Austin, TX	Frank Erwin Center	7,474	10,064
West	March 20 & 22	Long Beach	Long Beach Arena	2,150	3,109
1987					
East	March 19 & 21	Fayetteville, NC	Cumberland County Memorial Arena	2,738	2,389
Midwest	March 19 & 21	Knoxville, TN	Stokely Athletics Center	5,420	7,533
Midwest	March 19 & 21	Monroe, LA	Ewing Coliseum	2,783	3,288
West	March 19 & 21	Los Angeles	Pauley Pavilion	2,121	2,670
1988					
East	March 24 & 26	Norfolk, VA	ODU Fieldhouse	3,247	3,489
Midwest	March 24 & 26	Athens, GA	Georgia Coliseum	2,116	1,011
Midwest	March 24 & 26	Austin, TX	Frank Erwin Center	8,074	12,288
West	March 24 & 26	Long Beach	Campus Gymnasium	2,103	2,179
1989					
East	March 23 & 25	Bowling Green, KY	E.A. Diddle Arena	2,500	2,200
Midwest	March 23 & 25	Auburn, AL	Beard-Eaves Memorial Coliseum	4,500	5,074
Midwest	March 23 & 25	Ruston, LA	Assembly Center	4,982	5,118
West	March 23 & 25	Austin, TX	Frank Erwin Center	9,701	12,874
1990					
East	March 22 & 24	Norfolk, VA	ODU Fieldhouse	2,439	2,636
Midwest	March 22 & 24	Iowa City, IA	Carver-Hawkeye Arena	4,975	5,030
Midwest	March 22 & 24	Austin, TX	Frank Erwin Center	7,200	12,390
West	March 22 & 24	Stanford, CA	Maples Pavilion	7,238	7,500
1991					
East	March 21 & 23	Philadelphia	Palestra	2,267	2,082
Midwest	March 21 & 23	Knoxville, TN	Thompson-Boling Arena	6,023	6,588
Midwest	March 21 & 23	Austin, TX	Frank Erwin Center	3,625	5,259
West	March 21 & 23	Las Vegas	Thomas & Mack Center	1,237	1,509
1992					
East	March 26 & 28	Charlottesville, VA	University Hall	8,185	8,715
Midwest	March 26 & 28	West Lafayette, IN	Mackey Arena	5,802	5,174
Midwest	March 26 & 28	Boulder, CO	Coors Events Center	3,532	3,566
West	March 26 & 28	Seattle	Edmundson Pavilion	3,623	3,477
1993					
East	March 25 & 27	Richmond, VA	Richmond Coliseum	7,488	7,859
Midwest	March 25 & 27	Iowa City, IA	Carver-Hawkeye Arena	8,376	12,343
Midwest	March 25 & 27	Nacogdoches, TX	Johnson Coliseum	7,203	7,203
West	March 25 & 27	Missoula, MT	Dahlberg Arena	6,284	7,131
1994					
East	March 24 & 26	Piscataway, NJ	Louis Brown Athletic Ctr.	4,278	4,351
Midwest	March 24 & 26	Fayetteville, AR	Bud Walton Arena	3,857	4,704
Midwest	March 24 & 26	Austin, TX	Frank Erwin Center	6,166	5,894
West	March 24 & 26	Stanford, CA	Maples Pavilion	7,000	7,500
1995					
East	March 23 & 25	Storrs, CT	Harry A. Gampel Pavilion	8,241	8,241
Midwest	March 23 & 25	Knoxville, TN	Thompson-Boling Arena	10,629	13,466
Midwest	March 23 & 25	Des Moines, IA	Knapp Center	5,239	5,561
West	March 23 & 25	Los Angeles	Pauley Pavilion	4,078	4,035
1996					
East	March 23 & 25	Charlottesville, VA	University Hall	7,860	8,379
Midwest	March 23 & 25	Rosemont, IL	Rosemont Horizon	7,190	6,333
Midwest	March 23 & 25	Nacogdoches, TX	Johnson Coliseum	7,203	7,203
West	March 23 & 25	Seattle	Edmundson Pavilion	5,753	4,589
1997					
East	March 22 & 24	Columbia, SC	Frank McGuire Arena	4,011	2,678
Midwest	March 22 & 24	West Lafayette, IN	Mackey Arena	2,901	2,742
Midwest	March 22 & 24	Iowa City, IA	Carver-Hawkeye Arena	5,107	4,257
West	March 22 & 24	Missoula, MT	Dahlberg Arena	6,348	5,975
1998					
East	March 21 & 23	Dayton, OH	Dayton Arena	7,243	7,220
Midwest	March 21 & 23	Nashville, TN	Memorial Gym	14,711	14,848
Midwest	March 21 & 23	Lubbock, TX	Municipal Coliseum	7,823	7,823
West	March 21 & 23	Oakland, CA	New Arena	6,564	5,801
1999					
East	March 20 & 22	Greensboro, NC	Greensboro Coliseum	13,204	12,235
Midwest	March 20 & 22	Cincinnati	Shoemaker Center	5,772	6,174
Midwest	March 20 & 22	Normal, IL	Redbird Arena	9,041	8,844
West	March 20 & 22	Los Angeles	Sports Arena	4,583	5,302

Region	Dates	Site	Facility	Semifinals Attendance	Final Attendance
2000					
East	March 25 & 27	Richmond, VA	Stuart Siegel Center	5,702	5,872
Mideast	March 25 & 27	Memphis, TN	The Pyramid	8,093	7,814
Midwest	March 25 & 27	Kansas City, MO	Kemper Arena	8,195	3,608
West	March 25 & 27	Portland, OR	Memorial Coliseum	6,041	4,209
2001					
East	March 24 & 26	Pittsburgh	Mellon Arena	9,021	9,397
Mideast	March 24 & 26	Birmingham, AL	Birmingham-Jefferson Convention Complex Arena	6,576	4,092
Midwest	March 24 & 26	Denver, CO	Pepsi Arena	10,559	8,422
West	March 24 & 26	Spokane, WA	Spokane Arena	10,948	11,144
2002					
East	March 23 & 25	Raleigh, NC	Entertainment & Sports Arena	4,613	8,107
Mideast	March 23 & 25	Milwaukee	U.S. Cellular Arena	7,123	6,997
Midwest	March 23 & 25	Ames, IA	James H. Hilton Coliseum	8,407	8,206
West	March 23 & 25	Boise, ID	Boise State University Pavilion	5,794	6,107
2003					
East	March 30 & April 1	Dayton, OH	University of Dayton Arena	9,552	8,503
Mideast	March 29 & 31	Knoxville, TN	Thompson-Boling Arena	10,507	10,217
Midwest	March 29 & 31	Albuquerque, NM	University Arena/The Pit	16,182	12,413
West	March 30 & April 1	Stanford, CA	Maples Pavilion	3,678	2,902
2004					
East	March 27 & 29	Hartford, CT	Hartford Civic Center	14,253	14,855
Mideast	March 28 & 30	Norfolk, VA	Ted Constant Convocation Center	7,703	7,860
Midwest	March 28 & 30	Norman, OK	Lloyd Noble Center	7,300	6,618
West	March 27 & 29	Seattle	Bank of America Arena	4,620	4,745
2005					
Chattanooga	March 26 & 28	Chattanooga, TN	McKenzie Arena	5,702	5,086
Kansas City	March 27 & 29	Kansas City, MO	Municipal Auditorium	3,143	2,475
Philadelphia	March 27 & 29	Philadelphia	The Liacouras Center	5,317	6,452
Tempe	March 26 & 28	Tempe, AZ	Wells Fargo Arena	8,213	3,213

Regional Participants

Regional	Champion	Runner-up	Championship Game Score	Semifinalists
1982				
East	Cheyney	Kansas St.	93-71	Old Dominion North Carolina St.
Mideast	Tennessee	Southern California	91-90	Memphis Penn St.
Midwest	Louisiana Tech	Kentucky	82-60	Arizona St. South Carolina
West	Maryland	Drake	89-78	Long Beach St. Missouri
1983				
East	Old Dominion	Penn St.	74-60	Cheyney Maryland
Mideast	Georgia	Tennessee	67-63	Indiana Mississippi
Midwest	Louisiana Tech	Texas	72-58	Auburn Kansas St.
West	Southern California	Long Beach St.	81-74	Arizona St. Oregon St.
1984				
East	Cheyney	Old Dominion	80-71	North Carolina North Carolina St.
Mideast	Tennessee	Georgia	73-61	Alabama Mississippi
Midwest	Louisiana Tech	Texas	85-60	LSU La.-Monroe
West	Southern California	Long Beach St.	90-74	Montana San Diego St.
1985				
East	Old Dominion	Ohio St.	72-68	North Carolina St. Penn St.
Mideast	Western Ky.	Mississippi	72-68	Tennessee Texas
Midwest	La.-Monroe	Louisiana Tech	85-76	Auburn San Diego St.
West	Georgia	Long Beach St.	97-82	Southern California UCLA

Regional	Champion	Runner-up	Championship Game Score	Semifinalists
1986				
East	Western Ky.	Rutgers	89-74	James Madison Penn St.
Mideast	Tennessee	LSU	67-65	Georgia Ohio St.
Midwest	Texas	Mississippi	66-63	Auburn Oklahoma
West	Southern California	Louisiana Tech	80-64	Long Beach St. North Carolina
1987				
East	Texas	Rutgers	85-77	James Madison North Carolina St.
Mideast	Tennessee	Auburn	77-61	Old Dominion Virginia
Midwest	Louisiana Tech	Iowa	66-65	Georgia Southern Ill.
West	Long Beach St.	Ohio St.	102-82	Mississippi Southern California
1988				
East	Tennessee	Virginia	84-76	James Madison Rutgers
Mideast	Auburn	Maryland	103-74	Georgia Ohio St.
Midwest	Louisiana Tech	Texas	83-80	Mississippi Stanford
West	Long Beach St.	Iowa	98-78	Southern California Washington
1989				
East	Tennessee	Long Beach St.	94-80	Ohio St. Virginia
Mideast	Auburn	Mississippi	77-51	Clemson North Carolina St.
Midwest	Louisiana Tech	Stanford	85-75	Iowa LSU
West	Maryland	Texas	79-71	UNLV Stephen F. Austin
1990				
East	Virginia	Tennessee	79-75	Clemson Providence
Mideast	Auburn	Washington	76-50	South Carolina Vanderbilt
Midwest	Louisiana Tech	Texas	71-57	North Carolina St. Purdue
West	Stanford	Arkansas	114-87	Mississippi Stephen F. Austin
1991				
East	Connecticut	Clemson	60-57	James Madison North Carolina St.
Mideast	Tennessee	Auburn	69-65	Vanderbilt Western Ky.
Midwest	Virginia	Lamar	85-70	Arkansas Oklahoma St.
West	Stanford	Georgia	75-67	Long Beach St. Washington
1992				
East	Virginia	Vanderbilt	70-58	Miami (Fla.) West Virginia
Mideast	Western Ky.	Maryland	75-70	Purdue Tennessee
Midwest	Missouri St.	Mississippi	94-71	Penn St. UCLA
West	Stanford	Southern California	82-62	Stephen F. Austin Texas Tech
1993				
East	Ohio St.	Virginia	75-73	Georgetown Western Ky.
Mideast	Iowa	Tennessee	72-56	Auburn North Carolina
Midwest	Vanderbilt	Louisiana Tech	58-53	Missouri St. Stephen F. Austin
West	Texas Tech	Colorado	79-54	Southern California Stanford
1994				
East	North Carolina	Connecticut	81-69	Southern Miss. Vanderbilt
Mideast	Louisiana Tech	Southern California	75-66	Tennessee Virginia

Regional	Champion	Runner-up	Championship Game Score	Semifinalists
Midwest	Alabama	Penn St.	96-82	Seton Hall Texas Tech
West	Purdue	Stanford	82-65	Colorado Texas A&M
1995				
East	Connecticut	Virginia	67-63	Alabama Louisiana Tech
Mideast	Tennessee	Texas Tech	80-59	Washington Western Ky.
Midwest	Georgia	Colorado	82-79	George Washington North Carolina St.
West	Stanford	Purdue	69-58	North Carolina Vanderbilt
1996				
East	Tennessee	Virginia	52-46	Kansas Old Dominion
Mideast	Connecticut	Vanderbilt	67-57	Iowa San Francisco
Midwest	Georgia	Louisiana Tech	90-76	Stephen F. Austin Texas Tech
West	Stanford	Auburn	71-57	Alabama Penn St.
1997				
East	Notre Dame	George Washington	62-52	Alabama North Carolina
Mideast	Old Dominion	Florida	53-51	LSU Louisiana Tech
Midwest	Tennessee	Connecticut	91-81	Colorado Illinois
West	Stanford	Georgia	82-47	Virginia Vanderbilt
1998				
East	North Carolina St.	Connecticut	60-52	Arizona Old Dominion
Mideast	Tennessee	North Carolina	76-70	Illinois Rutgers
Midwest	Louisiana Tech	Purdue	72-65	Alabama Notre Dame
West	Arkansas	Duke	77-72	Florida Kansas
1999				
East	Duke	Tennessee	69-63	Old Dominion Virginia Tech
Mideast	Georgia	Iowa St.	89-71	Clemson Connecticut
Midwest	Purdue	Rutgers	75-62	North Carolina Texas Tech
West	Louisiana Tech	UCLA	88-62	Colorado St. LSU
2000				
East	Connecticut	LSU	86-71	Duke Oklahoma
Mideast	Tennessee	Texas Tech	57-44	Notre Dame Virginia
Midwest	Penn St.	Louisiana Tech	86-65	Iowa St. Old Dominion
West	Rutgers	Georgia	59-51	North Carolina UAB
2001				
East	Connecticut	Louisiana Tech	67-48	Missouri North Carolina St.
Mideast	Purdue	Xavier	88-78	Tennessee Texas Tech
Midwest	Notre Dame	Vanderbilt	72-64	Iowa St. Utah
West	Missouri St.	Washington	104-87	Duke Oklahoma
2002				
East	Duke	South Carolina	77-68	Drake Texas
Mideast	Connecticut	Old Dominion	85-64	Kansas St. Penn St.
Midwest	Tennessee	Vanderbilt	68-63	Brigham Young North Carolina
West	Oklahoma	Colorado	94-60	Stanford Texas Tech

Regional	Champion	Runner-up	Championship Game Score	Semifinalists
2003				
East	Connecticut	Purdue	73-64	Boston College Notre Dame
Mideast	Tennessee	Villanova	73-49	Colorado Penn St.
Midwest	Duke	Texas Tech	57-51	Georgia New Mexico
West	Texas	LSU	73-60	Louisiana Tech Minnesota
2004				
East	Connecticut	Penn St.	66-49	UC Santa Barb. Notre Dame
Mideast	Minnesota	Duke	82-75	Boston College Louisiana Tech
Midwest	Tennessee	Stanford	62-60	Baylor Vanderbilt
West	LSU	Georgia	62-60	Purdue Texas
2005				
Chattanooga	LSU	Duke	59-49	Georgia Liberty
Kansas City	Michigan St.	Stanford	76-59	Connecticut Vanderbilt
Philadelphia	Tennessee	Rutgers	59-49	Ohio St. Texas Tech
Tempe	Baylor	North Carolina	72-63	Arizona St. Minnesota



The Tournament

Tournament Records.....	44
Series Records.....	47
Career Records	49
Overtime Records.....	50
One-Point Games.....	51
Two-Point Games	51
Three-Point Games.....	52
Tournament History Facts	53
Individual Statistical Leaders.....	55
Tournament Scoring Leaders.....	57
Conference Won-Lost Records	63
Year-by-Year Automatic Conference Bids	66
Tournament Television Ratings History.....	67
Financial History	67
Tournament History	68
Team-By-Team Won-Lost Records.....	71



Tournament Records

(OR - opening round; 1st - first round; 2nd - second round; RSF - regional semifinal; RF - regional final; NSF - national semifinals; CH - championship)

Single Game, Individual

MOST POINTS

- 50 - Lorri Bauman, Drake vs. Maryland, West RF, 3-21-82
- 47 - Sheryl Swoopes, Texas Tech vs. Ohio St., CH, 4-4-93
- 43 - Barbara Kennedy, Clemson vs. Penn St., Mideast 1st, 3-12-82
- 41 - Jackie Stiles, Missouri St. vs. Duke, West RSF, 3-24-01
- 40 - LaTaunya Pollard, Long Beach St. vs. Howard, West 1st, 3-12-82
- 40 - Cindy Brown, Long Beach St. vs. Ohio St., West RF, 3-21-87
- 40 - Tamika Whitmore, Memphis vs. Youngstown St., East 1st, 3-13-98
- 40 - Tara Mitchem, Missouri St. vs. Toledo, West 1st, 3-17-01
- 39 - Portia Hill, Stephen F. Austin vs. Arkansas, West RSF, 3-22-90
- 39 - Delmonica DeHorney, Arkansas vs. Stanford, West RF, 3-24-90
- 39 - Kerry Bascom, Connecticut vs. Toledo, East 2nd, 3-16-91
- 39 - Sheri Sam, Vanderbilt vs. Harvard, Mideast 1st, 3-15-96
- 39 - Alicia Thompson, Texas Tech vs. Grambling, Midwest 1st, 3-13-98
- 39 - Chamique Holdsclaw, Tennessee vs. Boston College, East 2nd, 3-15-99

MOST FIELD GOALS

- 21 - Lorri Bauman, Drake vs. Maryland, West RF, 3-21-82
- 20 - Barbara Kennedy, Clemson vs. Penn St., Mideast 1st, 3-12-82
- 17 - Lisa Ingram, La.-Monroe vs. Texas, Midwest RSF, 3-23-84
- 17 - Portia Hill, Stephen F. Austin vs. Arkansas, West RSF, 3-22-90
- 17 - Tamika Whitmore, Memphis vs. Youngstown St., East 1st, 3-13-98
- 16 - CINETTE JORDAN, Oklahoma St. vs. Miami (Fla.), Midwest 1st, 3-15-89
- 16 - Shannon Cate, Montana vs. Iowa, West 1st, 3-13-91
- 16 - Beth Hasenmiller, DePaul vs. Oklahoma St., Midwest 1st, 3-13-91
- 16 - Sheryl Swoopes, Texas Tech vs. Ohio St., CH, 4-4-93
- 16 - Summer Erb, North Carolina St. vs. Mississippi St., Midwest 1st, 3-13-99
- 16 - Chantelle Anderson, Vanderbilt vs. Iowa St., Midwest RSF, 3-24-01

MOST FIELD GOALS ATTEMPTED

- 35 - Lorri Bauman, Drake vs. Maryland, West RF, 3-21-82
- 33 - Jamie Redd, Washington vs. Purdue, Midwest 1st, 3-14-98
- 32 - Barbara Kennedy, Clemson vs. Penn St., Mideast 1st, 3-12-82
- 32 - Tina Hutchinson, San Diego St. vs. Oregon, West 1st, 3-16-84
- 32 - Termika Mitchell, Grambling vs. Alabama, Midwest 1st, 3-12-99
- 32 - Betty Lennox, Louisiana Tech vs. Old Dominion, Midwest RSF, 3-25-00
- 30 - Tina Hutchinson, San Diego St. vs. Long Beach St., West RSF, 3-22-84
- 30 - Cheryl Taylor, Tennessee Tech vs. Tennessee, Mideast 2nd, 3-15-87
- 30 - Shannon Cate, Montana vs. Iowa, West 1st, 3-13-91
- 30 - Carolyn Aldridge, Tennessee St. vs. Oregon St., Mideast 1st, 3-17-95

HIGHEST FIELD-GOAL PERCENTAGE

(Min. 10 made)

- 100.0% (11-11) - Terry Carmichael, St. Joseph's vs. North Carolina St., East 1st, 3-15-85
- 100.0% (10-10) - Genia Miller, Cal St. Fullerton vs. Louisiana Tech, West 1st, 3-13-91
- 100.0% (10-10) - Jessica Davenport, Ohio St. vs. West Virginia, Mideast 1st, 3-20-04
- 100.0% (10-10) - Beth Swink, St. Francis (Pa.) vs. Purdue, West 1st, 3-21-04
- 93.8% (15-16) - Lea Wise, Kentucky vs. Illinois, Midwest 1st, 3-14-82
- 91.7% (11-12) - Albena Branzova, Florida Int'l vs. Old Dominion, Mideast 1st, 3-16-95
- 90.9% (10-11) - Chequita Wood, Maryland vs. Cheyney, East 1st, 3-17-84
- 90.9% (10-11) - Vickie Johnson, Louisiana Tech vs. Mississippi, Mideast 2nd, 3-19-94
- 90.9% (10-11) - Kara Wolters, Connecticut vs. Auburn, East 2nd, 3-20-94
- 90.9% (10-11) - Bethany Donaphin, Stanford vs. Tulane, West 2nd, 3-18-02
- 87.5% (14-16) - Pam Kelly, Louisiana Tech vs. Kentucky, Midwest RF, 3-20-82
- 87.5% (14-16) - Delmonica DeHorney, Arkansas vs. Stephen F. Austin, West RSF, 3-22-90

MOST THREE-POINT FIELD GOALS

- 8 - Julie Krommenhoek, Utah vs. Louisville, West 1st, 3-14-98
- 7 - Monick Foote, Virginia vs. Florida, East 2nd, 3-18-95
- 7 - Danielle Viglione, Texas vs. Missouri St., East 1st, 3-16-96
- 7 - Katrina Price, Stephen F. Austin vs. Toledo, Midwest 1st, 3-14-97
- 7 - Jillian Danker, Vanderbilt vs. Idaho St., Midwest 1st, 3-17-01
- 7 - Brandi McCain, Florida vs. Washington, West 2nd, 3-18-01
- 7 - Erin Thorn, Brigham Young vs. Florida, Midwest 1st, 3-16-02
- 7 - Laurie Koehn, Kansas St. vs. Notre Dame, East 2nd, 3-25-03
- 6 - 41 tied (Most recent: Laurie Koehn, Kansas St. vs. Bowling Green, Seattle 1st, 3-19-05; Jenni Dant, DePaul vs. Liberty, College Park 2nd, 3-22-05)

MOST THREE-POINT FIELD GOALS ATTEMPTED

- 26 - Brandi McCain, Florida vs. Washington, West 2nd, 3-18-01
- 21 - Jamie Craighead, Oregon vs. Iowa, Midwest 1st, 3-17-01
- 18 - Niesha Johnson, Alabama vs. Duke (4 ot), East 2nd, 3-18-95
- 17 - Carolyn Aldridge, Tennessee St. vs. Oregon St., Mideast 1st, 3-17-95
- 17 - Laurie Koehn, Kansas St. vs. Notre Dame, East 2nd, 3-25-03
- 16 - Julie Krommenhoek, Utah vs. Southern Miss., Midwest 1st, 3-16-96
- 16 - Kim MacMillan, Long Island vs. Connecticut, East 1st, 3-17-01
- 16 - Brooke Lassiter, Louisiana Tech vs. UC Santa Barb., East 1st, 3-15-02
- 15 - Katy Steding, Stanford vs. Auburn, CH, 4-1-90
- 15 - Bridgett Pettis, Florida vs. Virginia, East 2nd, 3-21-93
- 15 - Denise Goins, Grambling vs. Vanderbilt, East 1st, 3-16-94
- 15 - Termika Mitchell, Grambling vs. Alabama, Midwest 1st, 3-12-99
- 15 - Courtney Banghart, Dartmouth vs. Rutgers, Midwest 1st, 3-12-99

HIGHEST THREE-POINT FIELD-GOAL PERCENTAGE

(Min. five made)

- 100.0% (6-6) - Heather Haanen, Colorado St. vs. Maryland, East 1st, 3-17-01
- 100.0% (6-6) - Mary Cofield, Iowa St. vs. Temple, Midwest 1st, 3-16-02
- 100.0% (5-5) - Donna Holt, Virginia vs. St. John's (N.Y.), East 2nd, 3-19-88
- 100.0% (5-5) - Karen Middleton, South Carolina vs. Northwestern, Mideast 2nd, 3-17-90
- 100.0% (5-5) - Hillary Hager, Vanderbilt vs. Boston College, East 2nd, 3-24-03

- 87.3% (7-8) - Danielle Viglione, Texas vs. Missouri St., East 1st, 3-16-96
- 85.7% (6-7) - Mozell Brooks, Stephen F. Austin vs. LSU, West 1st, 3-16-88
- 85.7% (6-7) - Jennifer Howard, North Carolina vs. Georgia, Midwest RSF, 3-23-95
- 83.3% (5-6) - 11 tied (Most recent: Leah Rush, Oklahoma vs. Arizona, Knoxville 1st, 3-20-05)

MOST FREE THROWS

- 17 - Bridgette Gordon, Tennessee vs. Long Beach St., East RF, 3-25-89
- 16 - Lorri Bauman, Drake vs. Ohio St., West 1st, 3-14-82
- 16 - Amy Wetzel, Virginia Tech vs. Wisconsin, West 1st, 3-14-98
- 16 - Becky Hammon, Colorado St. vs. Cal St. Northridge, West 1st, 3-12-99
- 16 - Becky Hammon, Colorado St. vs. Missouri St., West 2nd, 3-14-99
- 16 - Jackie Stiles, Missouri St. vs. Rutgers, West 2nd, 3-19-01
- 15 - Sheryl Swoopes, Texas Tech vs. Colorado, West RF, 3-27-93
- 15 - Patty Stoffey, Loyola (Md.) vs. Oklahoma, East 1st, 3-16-95
- 15 - Tracy Reid, North Carolina vs. Howard, Mideast 1st, 3-13-98
- 15 - Ukari Figgs, Purdue vs. Washington, Midwest 1st, 3-14-98
- 15 - Chasity Melvin, North Carolina St. vs. Louisiana Tech, NSF, 3-27-98
- 15 - Maylana Martin, UCLA vs. Kentucky, West 2nd, 3-15-99
- 15 - Nicole Ohlde, Kansas St. vs. Valparaiso, Mideast 1st, 3-21-04

MOST FREE THROWS ATTEMPTED

- 21 - Allison Feaster, Harvard vs. Stanford, West 1st, 3-13-98
- 21 - Nicole Ohlde, Kansas St. vs. Valparaiso, Mideast 1st, 3-21-04
- 20 - Bridgette Gordon, Tennessee vs. Long Beach St., East RF, 3-25-89
- 20 - Becky Hammon, Colorado St. vs. Cal St. Northridge, West 1st, 3-12-99
- 19 - Tracy Reid, North Carolina vs. Howard, Mideast 1st, 3-13-98
- 19 - Lucienne Berthieu, Old Dominion vs. Southern Methodist, Midwest 2nd, 3-20-00
- 19 - Jackie Stiles, Missouri St. vs. Rutgers, West 2nd, 3-19-01
- 19 - Lucienne Berthieu, Old Dominion vs. Georgia, Mideast 1st, 3-16-02
- 18 - LaTaunya Pollard, Long Beach St. vs. Howard, West 1st, 3-12-82
- 18 - Tonya Edwards, Tennessee vs. Virginia, East RF, 3-24-90
- 18 - Maureen Holohan, Northwestern vs. Georgia Tech, Mideast 1st, 3-17-93
- 18 - Beth Morgan, Notre Dame vs. Texas, East 2nd, 3-17-97
- 18 - Jackie Stiles, Missouri St. vs. Colorado St., West 2nd, 3-14-99

HIGHEST FREE-THROW PERCENTAGE

(Min. 10 made)

- 100.0% - 35 tied (Most recent: 12-12, Kendra Wecker, Kansas St. vs. Bowling Green, Seattle 1st, 3-19-05; 11-11, Candice Wiggins, Stanford vs. Santa Clara, Fresno 1st, 3-19-05)
- Best Perfect Game: 16-16, Lorri Bauman, Drake vs. Ohio St., West 1st, 3-14-82

MOST REBOUNDS

- 23 - Cheryl Taylor, Tennessee Tech vs. Georgia, West 1st, 3-16-85
- 23 - Charlotte Smith, North Carolina vs. Louisiana Tech, CH, 4-3-94
- 22 - Daedra Charles, Tennessee vs. Missouri St., Mideast 2nd, 3-16-91
- 21 - Cherie Nelson, Southern California vs. Western Ky., West 2nd, 3-15-87
- 20 - Alison Lang, Oregon vs. Missouri, West 1st, 3-13-82
- 20 - Shelda Arceneaux, San Diego St. vs. Long Beach St., West RSF, 3-22-84

- 20 - Tracy Claxton, Old Dominion vs. Georgia, CH, 3-31-85
 20 - Brigitte Combs, Western Ky. vs. West Virginia, East 1st, 3-15-89
 20 - Tandraia Green, Western Ky. vs. West Virginia, East 1st, 3-15-89
 20 - Hamchetou Maiga, Old Dominion vs. Southern Methodist, Midwest 2nd, 3-20-00
 20 - Naomi Mabley, Florida vs. Holy Cross, West 1st, 3-16-01

MOST ASSISTS (Since 1985)

- 18 - Tasha Pointer, Rutgers vs. Stephen F. Austin, West 1st, 3-17-01
 17 - Suzie McConnell, Penn St. vs. North Carolina St., East 1st, 3-17-85
 17 - Suzie McConnell, Penn St. vs. Rutgers, East RSF, 3-20-86
 17 - Melinda Schmucker, Texas Tech vs. Grambling, Midwest 1st, 3-13-98
 16 - MaChelle Joseph, Purdue vs. Northern Ill., Mideast 2nd, 3-22-92
 15 - Tabitha Truesdale, Texas Tech vs. Tulane, Mideast 1st, 3-16-95
 15 - Ticha Penicheiro, Old Dominion vs. St. Francis (Pa.), East 1st, 3-13-98
 15 - Sheila Lambert, Baylor vs. Drake, East 2nd, 3-17-02
 15 - Temeka Johnson, LSU vs. Liberty, Chattanooga RSF, 3-26-05
 14 - Four tied (Most recent: Jess Strom, Penn St. vs. Florida Int'l, Mideast 2nd, 3-17-02)

NOTE: Anne Troyan, Penn St. vs. North Carolina St., East 1st, 3-19-83, recorded 19 assists, and Rhonda Windham, Southern California vs. Georgia, 4-1-83, recorded 14 assists before assists became an official statistic.

MOST STEALS (Since 1988)

- 14 - Ticha Penicheiro, Old Dominion vs. St. Francis (Pa.), East 1st, 3-13-98
 10 - Ruthie Bolton, Auburn vs. Long Beach St., NSF, 4-1-88
 10 - Natalie Diaz, Old Dominion vs. Maine, East 2nd, 3-14-99
 9 - Tomika Young, Brigham Young vs. UC Santa Barb., West 1st, 3-17-93
 9 - Marion Jones, North Carolina vs. Western Ill., West 1st, 3-16-95



David Gonzales/Stanford Athletics Photography

Stanford's Nicole Powell is the only player to record two triple doubles in Division I Women's Basketball Championship history. Powell posted the rare feats in back-to-back games in the 2002 first and second rounds.

- 9 - Nykesha Sales, Connecticut vs. Lehigh, Midwest 1st, 3-15-97
 8 - Eight tied (Most recent: Anna Montanana, George Washington vs. Mississippi, Chapel Hill 1st, 3-20-05)

MOST BLOCKED SHOTS (Since 1988)

- 11 - Pauline Jordan, UNLV vs. Colorado, West 2nd, 3-18-89
 10 - Tracy Henderson, Georgia vs. Louisville, Midwest 2nd, 3-19-95
 9 - Kelly Schumacher, Connecticut vs. Tennessee, CH, 4-2-00
 9 - Meribeth Feenstra, Liberty vs. Georgia, 1st, 3-16-01
 8 - Dee Dee Franklin, LSU vs. Purdue, Midwest 2nd, 3-19-89
 8 - Delmonica DeHorney, Arkansas vs. UCLA, West 1st, 3-14-90
 8 - Tajama Abraham, George Washington vs. Northwestern, East 1st, 3-15-97
 8 - Jordan Adams, New Mexico vs. Miami (Fla.), Midwest 1st, 3-22-03
 7 - Lisa Tate, Kansas vs. Penn St., Midwest 2nd, 3-19-94
 7 - Martha Williams, George Washington vs. Colorado, Midwest RSF, 3-23-95
 7 - Tajama Abraham, George Washington vs. Maine, East 1st, 3-15-96
 7 - Kim Calhoun, Penn St. vs. Youngstown St., West 1st, 3-15-96
 7 - Michelle Snow, Tennessee vs. Rutgers, NSF, 3-31-00
 7 - Ruth Riley, Notre Dame vs. Purdue, CH, 4-1-01
 7 - Janel McCarville, Minnesota vs. Boston College, Mideast RSF, 3-28-04

NOTE: Anne Donovan, Old Dominion vs. Penn St., East RF, 3-26-83, recorded 12 blocked shots, Anne Donovan, Old Dominion vs. St. Peter's, East 1st, 3-13-82, recorded eight blocked shots and Katrina McClain, Georgia vs. Western Ky., NSF, 3-29-85, recorded seven blocked shots before blocked shots became an official statistic.

TRIPLE DOUBLES

- Cassandra Lander, Arizona St. vs. Georgia, Midwest 1st, 3-12-82: 17 pts., 11 rebs., 10 asts.
 Anne Donovan, Old Dominion vs. Penn St., East RF, 3-26-83: 20 pts., 13 rebs., 12 blks.
 Joni Davis, Missouri vs. LSU, Midwest 1st, 3-18-84: 14 pts., 11 rebs., 10 asts.
 Katie Meier, Duke vs. Manhattan, East 1st, 3-11-87: 16 pts., 11 rebs., 10 asts.
 Pauline Jordan, UNLV vs. Colorado, West 2nd, 3-18-89: 22 pts., 17 rebs., 11 blks.
 Sonja Henning, Stanford vs. Cal St. Fullerton, West 2nd, 3-16-91: 19 pts., 10 rebs., 10 asts.
 Niesa Johnson, Alabama vs. Duke (4 o), East 2nd, 3-18-95: 28 pts., 12 rebs., 14 asts.
 Ticha Penicheiro, Old Dominion vs. St. Francis (Pa.), East 1st, 3-13-98: 22 pts., 15 asts., 14 stls.
 Nicole Powell, Stanford vs. Weber St., West 1st, 3-16-02: 20 pts., 11 rebs., 10 asts.
 Nicole Powell, Stanford vs. Tulane, West 2nd, 3-18-02: 16 pts., 10 rebs., 10 asts.
 Kristin Haynie, Michigan St. vs. Vanderbilt, Kansas City RSF, 3-27-05: 13 pts., 10 rebs., 10 asts.

Single Game, Team**MOST POINTS**

- 121 - Alabama vs. Duke (120) (4 o), East 2nd, 3-18-95
 120 - Duke vs. Alabama (121) (4 o), East 2nd, 3-18-95
 116 - Ohio St. vs. Syracuse (75), Mideast 2nd, 3-20-88
 116 - Connecticut vs. Hampton (45), East 1st, 3-17-00
 114 - Louisiana Tech vs. Tennessee Tech (53), Midwest 1st, 3-12-82
 114 - Stanford vs. Arkansas (87), West RF, 3-24-90
 113 - Tennessee vs. Appalachian St. (54), East 1st, 3-13-99
 112 - Georgia vs. Louisville (69), Mideast 1st, 3-17-84
 112 - Long Beach St. vs. Brigham Young (85), West 1st, 3-16-85
 111 - Tennessee vs. N.C. A&T (37), Mideast 1st, 3-16-94

MOST POINTS IN ONE HALF

- 65 - Louisiana Tech vs. Tennessee Tech, 1st Half, Midwest 1st, 3-12-82
 65 - Connecticut vs. Hampton, 1st Half, East 1st, 3-17-00
 64 - Kentucky vs. Nebraska, 2nd Half, West 1st, 3-13-99
 63 - Georgia vs. Louisville, 2nd Half, Mideast 1st, 3-17-84
 63 - Texas vs. La.-Monroe, 1st Half, Midwest RSF, 3-23-84
 63 - Ohio St. vs. Syracuse, 2nd Half, Mideast 2nd, 3-20-88
 62 - Long Beach St. vs. Brigham Young, 1st Half, West 1st, 3-16-85
 62 - Auburn vs. Maryland, 2nd Half, Mideast RF, 3-26-88
 62 - Tennessee vs. Western Caro., 1st Half, Knoxville 1st, 3-20-05
 61 - Cheyney vs. Monmouth, 1st Half, East 1st, 3-18-83
 61 - Western Ky. vs. Rutgers, 2nd Half, East 1st, 3-16-94

FEWEST POINTS

- 29 - Long Island vs. Connecticut, East 1st, 3-17-01
 33 - Holy Cross vs. Penn St., Mideast 1st, 3-23-03
 33 - St. Francis (Pa.) vs. Minnesota (64), Minneapolis 1st, 3-19-05
 34 - Missouri St. vs. Colorado (78), Midwest 2nd, 3-18-95
 35 - Monmouth vs. Cheyney (107), East 1st, 3-18-83
 35 - Lehigh vs. Connecticut (103), Midwest 1st, 3-15-97
 35 - Arizona St. vs. Vanderbilt (61), Midwest 2nd, 3-18-02
 36 - Oklahoma vs. Louisiana Tech (48), East 2nd, 3-18-95
 36 - St. Francis (Pa.) vs. Villanova (51), Mideast 1st, 3-23-03
 36 - Stetson vs. LSU (70), Knoxville 1st, 3-20-05

FEWEST POINTS IN ONE HALF

- 10 - Long Island vs. Connecticut, 2nd Half, East 1st, 3-17-01
 11 - Missouri St. vs. Colorado, 1st Half, Midwest 2nd, 3-18-95
 11 - Texas Tech vs. Rutgers, 1st Half, Midwest RSF, 3-20-99
 11 - New Mexico vs. Notre Dame, 2nd Half, Midwest 1st, 3-15-02
 12 - Stephen F. Austin vs. Rutgers, 1st Half, West 1st, 3-17-01
 12 - Michigan St. vs. TCU, 1st Half, East 1st, 3-23-03
 13 - Oklahoma vs. Louisiana Tech, 2nd Half, East 2nd, 3-18-95
 13 - Florida A&M vs. Clemson, 1st Half, Mideast 1st, 3-13-99
 13 - St. Francis (Pa.) vs. Villanova, 2nd Half, Mideast 1st, 3-23-03
 13 - Penn St. vs. Connecticut, 1st Half, East RF, 3-29-04

LARGEST WINNING MARGIN

- 74 - Tennessee (111) vs. N.C. A&T (37), Mideast 1st, 3-16-94
 72 - Cheyney (107) vs. Monmouth (35), East 1st, 3-18-83
 72 - Connecticut (101) vs. Long Island (29), East 1st, 3-17-01
 71 - Connecticut (116) vs. Hampton (45), East 1st, 3-17-00
 68 - Connecticut (103) vs. Lehigh (35), Midwest 1st, 3-15-97
 61 - Louisiana Tech (114) vs. Tennessee Tech (53), Midwest 1st, 3-12-82
 59 - Tennessee (113) vs. Appalachian St. (54), East 1st, 3-13-99
 57 - Louisiana Tech (98) vs. UCF (41), Midwest 1st, 3-16-96
 53 - Penn St. (94) vs. Fordham (41), Midwest 1st, 3-16-94
 53 - Old Dominion (92) vs. St. Francis (Pa.) (39), East 1st, 3-13-98

MOST POINTS SCORED BY LOSING TEAM

- 120 - Duke vs. Alabama (121) (4 o), East 2nd, 3-18-95
 94 - Michigan State vs. Oklahoma St. (96), Midwest 2nd, 3-16-91

93 - Drake vs. George Washington (96), Midwest 2nd, 3-19-95
 92 - Nebraska vs. Kentucky (98), West 1st, 3-13-99
 91 - La.-Monroe vs. Texas (99), Midwest RSF, 3-23-84
 91 - Providence vs. Clemson (103), East 2nd, 3-16-91
 90 - Southern California vs. Tennessee (91), Mideast RF, 3-21-82
 90 - Texas vs. Western Ky. (92), Mideast RSF, 3-22-85
 87 - Arkansas vs. Stanford (114), West RF, 3-24-90
 87 - Fairfield vs. Providence (88), East 1st, 3-13-91
 87 - Tennessee Tech vs. Alabama (100), Mideast 1st, 3-18-92
 87 - Washington vs. Missouri St. (104), West RF, 3-26-01

MOST FIELD GOALS

50 - Georgia vs. Louisville, Mideast 1st, 3-17-84
 48 - Duke vs. Alabama (4 ot), East 2nd, 3-18-95
 47 - Long Beach St. vs. Brigham Young, West 1st, 3-16-85
 47 - Maryland vs. Appalachian St., East 1st, 3-14-90
 45 - Long Beach St. vs. Ohio St., West RF, 3-21-87
 45 - Ohio St. vs. Syracuse, Mideast 2nd, 3-20-88
 45 - Stanford vs. Arkansas, West RF, 3-24-90
 44 - Cheyney vs. Monmouth, East 1st, 3-18-83
 44 - Auburn vs. Maryland, Mideast RF, 3-26-88
 44 - Stanford vs. Illinois, Midwest 2nd, 3-18-89
 44 - Connecticut vs. Long Island, East 1st, 3-17-01

FEWEST FIELD GOALS

10 - Clemson vs. Connecticut, East 2nd, 3-19-00
 10 - Long Island vs. Connecticut, East 1st, 3-17-01
 10 - Hartford vs. Rutgers, Storrs 1st, 3-20-05
 11 - Missouri St. vs. Colorado, Midwest 2nd, 3-18-95
 11 - St. Francis (Pa.) vs. Minnesota, Minneapolis 1st, 3-19-05
 12 - Northwestern vs. George Washington, East 1st, 3-15-97
 12 - Indiana vs. TCU, East 1st, 3-15-02
 12 - Colorado vs. UC Santa Barb., East 1st, 3-20-04
 13 - Eight tied (Most recent: Tennessee vs. Rutgers, Philadelphia RSF, 3-29-05)

MOST FIELD GOALS ATTEMPTED

114 - Alabama vs. Duke (4 ot), East 2nd, 3-18-95
 93 - Duke vs. Alabama (4 ot), East 2nd, 3-18-95
 91 - Southern Methodist vs. Southern Miss. (ot), West 1st, 3-16-95
 90 - Southern Miss. vs. Southern Methodist (ot), West 1st, 3-16-95
 89 - San Diego St. vs. Long Beach St. (ot), West RSF, 3-22-84
 89 - DePaul vs. Liberty, College Park 2nd, 3-22-05
 88 - Georgia vs. St. Francis (Pa.), Midwest 1st, 3-15-96
 88 - Grambling vs. Alabama, Midwest 1st, 3-12-99
 87 - Georgia vs. Louisville, Mideast 1st, 3-17-84
 87 - Alabama vs. Ga. Southern, Mideast 1st, 3-17-93
 87 - Georgia Tech vs. Northwestern, Mideast 1st, 3-17-93

FEWEST FIELD GOALS ATTEMPTED

38 - George Washington vs. Virginia, East 2nd, 3-17-96
 38 - Hartford vs. Rutgers, Storrs 1st, 3-20-05
 39 - Southern Ill. vs. Auburn, Midwest 2nd, 3-14-86
 40 - Vanderbilt vs. Iowa, Mideast 2nd, 3-17-90
 40 - Connecticut vs. Clemson, East RF, 3-23-91
 40 - Missouri St. vs. Iowa, Midwest 2nd, 3-22-92
 40 - Montana vs. San Diego St., West 1st, 3-16-95
 40 - Iowa St. vs. Rutgers, Mideast 2nd, 3-16-98
 41 - Eight tied (Most recent: Rutgers vs. Temple, Storrs 2nd, 3-22-05)

HIGHEST FIELD-GOAL PERCENTAGE

75.0% (42-56) - Texas vs. Missouri, Midwest 2nd, 3-14-86
 71.0% (44-62) - Connecticut vs. Hampton, East 1st, 3-17-00
 68.9% (42-61) - Texas vs. Drake, Midwest 1st, 3-15-84
 68.1% (32-47) - Maryland vs. Missouri St., Midwest 2nd, 3-20-93
 67.8% (40-59) - Arizona St. vs. Georgia, Midwest 1st, 3-12-82
 67.4% (29-43) - Western Ky. vs. St. Joseph's, East 2nd, 3-16-86
 67.2% (39-58) - Penn St. vs. North Carolina St., East 1st, 3-19-83

66.2% (45-68) - Ohio St. vs. Syracuse, Mideast 2nd, 3-20-88
 65.5% (38-58) - Old Dominion vs. Kansas St., Mideast RSF, 3-23-02
 65.1% (41-63) - Louisiana Tech vs. Texas Tech, Midwest 1st, 3-16-84

LOWEST FIELD-GOAL PERCENTAGE

15.4% (10-65) - Long Island vs. Connecticut, East 1st, 3-17-01
 20.3% (13-64) - Furman vs. Tennessee, Mideast 1st, 3-18-00
 20.4% (11-54) - Missouri St. vs. Colorado, Midwest 2nd, 3-18-95
 20.4% (10-49) - Clemson vs. Connecticut, East 2nd, 3-19-00
 21.1% (15-71) - Alcorn St. vs. Notre Dame, Midwest 1st, 3-17-01
 21.2% (14-66) - Houston vs. Boston College, Chapel Hill 1st, 3-20-05
 22.2% (12-54) - Northwestern vs. George Washington, East 1st, 3-15-97
 22.4% (15-67) - Grambling vs. Stanford, West 1st, 3-16-96
 22.6% (14-62) - Hampton vs. Texas, West 1st, 3-23-03
 22.8% (13-57) - Austin Peay vs. Tennessee, Mideast 1st, 3-16-01
 22.8% (13-57) - Holy Cross vs. Penn St., Mideast 1st, 3-23-03

MOST THREE-POINT FIELD GOALS

16 - Harvard vs. Vanderbilt, Mideast 1st, 3-15-96
 15 - Iowa St. vs. St. Francis (Pa.), Midwest 1st, 3-17-00
 14 - Xavier vs. Louisville, Mideast 1st, 3-16-01
 14 - Colorado St. vs. Maryland, East 1st, 3-17-01
 14 - Connecticut vs. Auburn, East 2nd, 3-23-04
 13 - Brigham Young vs. Oklahoma, East 1st, 3-18-00
 13 - New Mexico vs. Mississippi St., Midwest 2nd, 3-24-03
 12 - Seven tied (Most recent: North Carolina vs. Coppin St., Chapel Hill 1st, 3-20-05)

FEWEST THREE-POINT FIELD GOALS

0 - 113 tied (Most recent: Old Dominion vs. Virginia, Minneapolis 1st, 3-19-05; Hartford vs. Rutgers, Storrs 1st, 3-20-05)

MOST THREE-POINT FIELD GOALS ATTEMPTED

52 - Alabama vs. Duke (4 ot), East 2nd, 3-18-95
 41 - Alcorn St. vs. Notre Dame, Midwest 1st, 3-17-01
 34 - Alabama vs. Western Ky., Mideast 2nd, 3-21-92
 34 - Colorado St. vs. UCLA, West RSF, 3-20-99
 33 - Grambling vs. Vanderbilt, East 1st, 3-16-94
 33 - Santa Clara vs. Oregon, West 1st, 3-16-94
 33 - Xavier vs. Purdue, Mideast RF, 3-26-01
 33 - DePaul vs. Liberty, College Park 2nd, 3-22-05
 32 - Toledo vs. Western Ky., Mideast 1st, 3-17-95
 32 - Stanford vs. Maine, East 1st, 3-12-99
 32 - Grambling vs. Alabama, Midwest 1st, 3-12-99
 32 - Florida vs. Washington, West 2nd, 3-18-01

FEWEST THREE-POINT FIELD GOALS ATTEMPTED

0 - 31 tied (Most recent: Georgia vs. Long Beach St., West RSF, 3-21-91)

HIGHEST THREE-POINT FIELD-GOAL PERCENTAGE (Min. five made)

100.0% (5-5) - South Carolina vs. Northwestern, Midwest 2nd, 3-17-90
 87.5% (7-8) - Virginia Tech vs. Iowa, East 1st, 3-21-04
 85.7% (6-7) - Virginia vs. St. John's (N.Y.), East 2nd, 3-19-88
 85.7% (6-7) - Texas vs. UNLV, West RSF, 3-23-89
 85.7% (6-7) - Eastern Ky. vs. Arizona St., Fresno 1st, 3-19-05
 80.0% (8-10) - Stanford vs. Iowa, Midwest RSF, 3-23-89
 77.8% (7-9) - Missouri St. vs. Oklahoma St., Midwest 1st, 3-17-93
 77.8% (7-9) - Vanderbilt vs. Harvard, Mideast 1st, 3-15-96
 76.9% (10-13) - Southern Methodist vs. DePaul, Mideast 1st, 3-15-96
 75.0% (9-12) - Purdue vs. Vanderbilt, West RSF, 3-23-95
 75.0% (9-12) - Rutgers vs. Arizona, Midwest 2nd, 3-14-99

75.0% (6-8) - Santa Clara vs. Texas Tech, West 2nd, 3-20-92
 75.0% (6-8) - Old Dominion vs. Tennessee Tech, Mideast 1st, 3-17-93

LOWEST THREE-POINT FIELD-GOAL PERCENTAGE (Min. 10 att.)

0.0% (0-14) - Missouri St. vs. Colorado, Midwest 2nd, 3-18-95
 0.0% (0-13) - Duke vs. San Francisco, Mideast 2nd, 3-18-96
 0.0% (0-13) - North Carolina vs. Middle Tenn., East 1st, 3-21-04
 0.0% (0-11) - Virginia vs. Stanford, NSF, 4-4-92
 0.0% (0-11) - Stanford vs. Colorado, West RSF, 3-24-94
 0.0% (0-10) - Southern Ill. vs. Mississippi, Midwest 2nd, 3-21-92
 0.0% (0-10) - Southern Miss. vs. Western Ky., East 2nd, 3-19-94
 7.1% (1-14) - Louisiana Tech vs. Northern Ill., Mideast 1st, 3-18-92
 7.1% (1-14) - UCLA vs. Missouri St., Midwest RSF, 3-26-92
 7.1% (1-14) - Georgia Tech vs. Northwestern, Mideast 1st, 3-17-93
 7.1% (1-14) - Maryland vs. Purdue, Mideast 1st, 3-14-97
 7.1% (1-14) - Old Dominion vs. Duke, East RSF, 3-20-99
 7.1% (1-14) - Arizona St. vs. Vanderbilt, Midwest 2nd, 3-18-02

MOST FREE THROWS

39 - Purdue vs. Washington, Midwest 1st, 3-14-98
 38 - Tennessee vs. Long Beach St., East RF, 3-25-89
 38 - Western Ky. vs. Oregon St., Mideast 2nd, 3-19-95
 38 - Colorado St. vs. Missouri St., West 2nd, 3-14-99
 37 - Oklahoma St. vs. DePaul, Midwest 1st, 3-13-91
 37 - North Carolina vs. Ga. Southern, East 1st, 3-16-94
 35 - Tennessee vs. Southern California, Mideast RF, 3-21-82
 34 - Penn St. vs. Kansas, Midwest 2nd, 3-19-94
 34 - Connecticut vs. Stanford, NSF, 4-1-95
 33 - Illinois vs. Duke, Midwest 2nd, 3-16-97
 33 - Stanford vs. Santa Clara, Fresno 1st, 3-19-05

FEWEST FREE THROWS

0 - Kentucky vs. Drake, Midwest 1st, 3-12-86
 0 - Oklahoma St. vs. Texas, Midwest 1st, 3-16-94
 0 - Fordham vs. Penn St., Midwest 1st, 3-16-94
 0 - Stephen F. Austin vs. Xavier, East 1st, 3-17-00
 0 - Villanova vs. St. Francis (Pa.), Mideast 1st, 3-23-03
 0 - Villanova vs. Tennessee, Mideast RF, 3-31-03
 1 - La Salle vs. Villanova, East 1st, 3-12-86
 1 - St. Joseph's vs. Maryland, Mideast 2nd, 3-19-88
 1 - Vanderbilt vs. Texas Tech, NSF, 4-3-93
 1 - UNLV vs. Minnesota, Midwest 1st, 3-16-02
 1 - Stanford vs. Tennessee, Midwest RF, 3-20-04
 2 - 18 tied (Most recent: Ohio St. vs. Boston College, Mideast 2nd, 3-22-04; Vanderbilt vs. Chattanooga, Midwest 2nd, 3-22-04)

MOST FREE THROWS ATTEMPTED

48 - Tennessee vs. Long Beach St., East RF, 3-25-89
 48 - North Carolina vs. Ga. Southern, East 1st, 3-16-94
 48 - Western Ky. vs. Oregon St., Mideast 2nd, 3-19-95
 48 - Alabama vs. Grambling, Midwest 1st, 3-12-99
 48 - Colorado St. vs. Missouri St., West 2nd, 3-14-99
 46 - Connecticut vs. Stanford, NSF, 4-1-95
 46 - Purdue vs. Rutgers, Midwest RF, 3-22-99
 45 - South Carolina vs. Alabama, Midwest 1st, 3-16-88
 45 - Notre Dame vs. George Washington, Mideast 2nd, 3-19-00
 44 - Louisiana Tech vs. Kansas, Midwest 2nd, 3-19-88

FEWEST FREE THROWS ATTEMPTED

0 - Villanova vs. St. Francis (Pa.), Mideast 1st, 3-23-03
 1 - Kentucky vs. Drake, Midwest 1st, 3-12-86
 1 - St. Joseph's vs. Maryland, Mideast 2nd, 3-19-88
 1 - Fordham vs. Penn St., Midwest 1st, 3-16-94
 1 - Oklahoma St. vs. Texas, Midwest 1st, 3-16-94
 1 - Villanova vs. Tennessee, Mideast RF, 3-31-03
 2 - Texas vs. Louisiana Tech, Midwest RF, 3-27-83
 2 - DePaul vs. Duke, Midwest 1st, 3-14-97
 2 - New Mexico vs. Purdue, Knoxville 1st, 3-20-05
 3 - 10 tied (Most recent: Stanford vs. Tennessee, Midwest RF, 3-20-04)

HIGHEST FREE-THROW PERCENTAGE**(Min. 10 made)**

- 100.0% (15-15) - Rhode Island vs. Oklahoma St., Midwest 1st, 3-15-96
 100.0% (14-14) - Virginia vs. Memphis St., Mideast 2nd, 3-15-87
 100.0% (14-14) - Tennessee Tech vs. Texas Tech, Mideast 1st, 3-18-00
 100.0% (14-14) - Temple vs. Iowa St., Midwest 1st, 3-16-02
 100.0% (12-12) - Utah vs. Notre Dame, Midwest RSF, 3-24-01
 100.0% (10-10) - Auburn vs. Penn St., Midwest 2nd, 3-19-00
 95.8% (23-24) - Oklahoma vs. Marist, Midwest 1st, 3-20-04
 95.7% (22-23) - Tennessee vs. Wake Forest, East 2nd, 3-19-88
 95.5% (21-22) - Georgia vs. Illinois, Mideast 2nd, 3-15-86
 95.5% (21-22) - Rutgers vs. Arizona, Midwest 2nd, 3-14-99

LOWEST FREE-THROW PERCENTAGE**(Min. 10 att.)**

- 26.7% (4-15) - Rutgers vs. Ohio St., East 2nd, 3-21-93
 28.6% (6-21) - Louisiana Tech vs. Kentucky, Midwest RF, 3-20-82
 29.4% (5-17) - Tennessee Tech vs. Louisiana Tech, Midwest 1st, 3-12-82
 30.0% (3-10) - Connecticut vs. Vanderbilt, East 2nd, 3-21-92
 30.0% (3-10) - George Washington vs. Notre Dame, East RF, 3-24-97
 30.8% (4-13) - Holy Cross vs. Ohio St., East 1st, 3-17-85
 31.6% (6-19) - Western Ky. vs. Southern Miss., East 2nd, 3-19-94
 35.3% (6-17) - George Washington vs. North Carolina, East RSF, 3-22-97
 35.7% (5-14) - Kansas vs. Georgia, Midwest 2nd, 3-14-87
 35.7% (5-14) - Washington vs. Auburn, Mideast RF, 3-24-90

MOST REBOUNDS

- 67 - Duke vs. Alabama (4 ot), East 2nd, 3-18-95
 66 - Clemson vs. Providence, East 2nd, 3-16-91
 64 - Tennessee vs. South Carolina St., Mideast 1st, 3-19-83
 64 - UCLA vs. Notre Dame, Midwest 1st, 3-18-92
 63 - Washington vs. Vanderbilt, West 1st, 3-15-97
 62 - Notre Dame vs. Alcorn St., Midwest 1st, 3-17-01
 62 - Michigan St. vs. Alcorn St., Minneapolis 1st, 3-19-05
 60 - Cheney vs. Monmouth, East 1st, 3-18-83
 60 - Western Ky. vs. Southern California, West 2nd, 3-15-87
 60 - Western Ky. vs. West Virginia, East 1st, 3-15-89
 60 - Colorado vs. Marquette, West 1st, 3-16-94
 60 - Louisiana Tech vs. Oklahoma, East 2nd, 3-18-95
 60 - North Carolina St. vs. Youngstown St., East 2nd, 3-15-98

FEWEST REBOUNDS

- 14 - Missouri St. vs. Maryland, Midwest 2nd, 3-20-93
 14 - Idaho St. vs. Vanderbilt, Midwest 1st, 3-17-01
 16 - Vanderbilt vs. Auburn, Mideast RSF, 3-22-90
 16 - Kansas St. vs. Old Dominion, Mideast RSF, 3-23-02
 17 - Villanova vs. Tennessee, Mideast RF, 3-31-03
 18 - Monmouth vs. Cheney, East 1st, 3-18-83
 18 - Maryland vs. Old Dominion, East RSF, 3-24-83
 18 - Montana vs. Florida, West 1st, 3-14-98
 18 - Holy Cross vs. Duke, East 1st, 3-13-99
 18 - Wis.-Green Bay vs. Old Dominion, Midwest 1st, 3-18-00

LARGEST REBOUND MARGIN

- 42 - Cheney (60) vs. Monmouth (18), East 1st, 3-18-83
 41 - Tennessee (64) vs. South Carolina St. (23), Mideast 1st, 3-19-83
 36 - Clemson (66) vs. Providence (30), East 2nd, 3-16-91
 35 - Tennessee (57) vs. Virginia (22), East RSF, 3-23-89
 35 - Connecticut (58) vs. Lehigh (23), Midwest 1st, 3-15-97

- 35 - North Carolina St. (60) vs. Youngstown St. (25), East 2nd, 3-15-98
 33 - Michigan St. (62) vs. Alcorn St. (29), Minneapolis 1st, 3-19-05
 31 - Western Ky. (60) vs. West Virginia (29), East 1st, 3-15-89
 30 - Purdue (58) vs. Radford (28), West 1st, 3-16-94
 30 - Tennessee (54) vs. Penn St. (24), Mideast SF, 3-29-03

MOST ASSISTS (Since 1985)

- 37 - Stanford vs. Arkansas, West RF, 3-24-90
 35 - Stanford vs. Howard, West 1st, 3-15-97
 32 - Texas Tech vs. Grambling, Midwest 1st, 3-13-98
 32 - Connecticut vs. Dartmouth, Storrs 1st, 3-20-05
 31 - Tennessee vs. Tennessee Tech, Mideast 2nd, 3-15-87
 31 - Maryland vs. Appalachian St., East 1st, 3-14-90
 31 - Vanderbilt vs. Minnesota, East 2nd, 3-19-94
 31 - Tennessee vs. Florida A&M, Mideast 1st, 3-16-95
 30 - Ohio St. vs. Penn St., East RSF, 3-21-85
 30 - Arkansas vs. Northwestern, Midwest 2nd, 3-16-91
 30 - Duke vs. Northwestern St., Mideast 1st, 3-21-04

NOTE: Georgia vs. Louisville, Mideast 1st, 3-17-84, recorded 35 assists, Penn St. vs. North Carolina St., East 1st, 3-19-83, recorded 34 assists, and Arizona St. vs. Georgia, Midwest 1st, 3-12-82, recorded 32 assists before assists became an official statistic.

FEWEST ASSISTS (Since 1985)

- 3 - LSU vs. Southern Ill., Midwest 2nd, 3-15-87
 3 - Montana vs. Stanford, Midwest 2nd, 3-20-88
 3 - Vanderbilt vs. Stephen F. Austin, Midwest RSF, 3-25-93
 3 - Marquette vs. Florida Int'l, Mideast 1st, 3-13-98
 3 - Austin Peay vs. Tennessee, Mideast 1st, 3-16-01
 3 - Hampton vs. Texas, West 1st, 3-23-03
 3 - Western Caro. vs. Tennessee, Knoxville 1st, 3-20-05
 4 - 15 tied (Most recent: Arizona vs. LSU, Knoxville 2nd, 3-22-05)

NOTE: South Carolina St. vs. Tennessee, Mideast 1st, 3-19-83 and Middle Tenn. vs. Tennessee, Mideast 1st, 3-17-84, recorded two assists each before assists became an official statistic.

MOST STEALS (Since 1988)

- 25 - Maryland vs. Stephen F. Austin, West RSF, 3-23-89
 25 - Old Dominion vs. Tennessee Tech, East 1st, 3-12-99
 24 - Stephen F. Austin vs. Mississippi, Midwest 1st, 3-13-91
 23 - Tennessee vs. Radford, East 1st, 3-16-96
 22 - Tennessee vs. N.C. A&T, Mideast 1st, 3-16-94
 21 - Florida St. vs. Appalachian St., Mideast 1st, 3-13-91
 21 - Purdue vs. Radford, West 1st, 3-16-94
 21 - Oklahoma vs. Loyola (Md.), East 1st, 3-16-95
 21 - Purdue vs. UC Santa Barb., Mideast 1st, 3-16-01
 20 - Six tied (Most recent: North Carolina vs. Coppin St., Chapel Hill 1st, 3-20-05)

MOST BLOCKED SHOTS (Since 1988)

- 15 - UNLV vs. Colorado, West 2nd, 3-18-89
 13 - North Carolina vs. Western Ill., West 1st, 3-16-95
 13 - Georgia vs. Louisville, Midwest 2nd, 3-19-95
 12 - Connecticut vs. Long Island, East 1st, 3-17-01
 12 - Old Dominion vs. Purdue, Mideast 2nd, 3-18-02
 12 - Duke vs. Texas Tech, Midwest RF, 3-31-03
 12 - Tennessee vs. Colgate, Midwest 1st, 3-20-04
 12 - Rice vs. Georgia, Dallas 1st, 3-19-05
 11 - Nine tied (Most recent: Penn St. vs. Hampton, East 1st, 3-21-04; Virginia Tech vs. Iowa, East 1st, 3-21-04)

NOTE: Old Dominion vs. Penn St., East RF, 3-26-83, recorded 15 blocked shots before blocked shots became an official statistic.

MOST TURNOVERS

- 39 - Stephen F. Austin vs. Maryland, West RSF, 3-23-89
 34 - Kansas St. vs. Texas, Midwest RSF, 3-25-83
 34 - Mississippi vs. Stephen F. Austin, Midwest 1st, 3-13-91
 34 - Appalachian St. vs. Florida St., Mideast 1st, 3-13-91
 34 - Manhattan vs. Virginia, East 1st, 3-15-96

- 34 - Harvard vs. Connecticut, Mideast 1st, 3-16-96
 33 - Appalachian St. vs. Tennessee, East 1st, 3-13-99
 32 - Seven tied (Most recent: Xavier vs. Clemson, Mideast 2nd, 3-18-01)

FEWEST TURNOVERS

- 3 - Louisiana Tech vs. UC Santa Barb., East 1st, 3-15-02
 4 - South Carolina St. vs. La Salle, Mideast OR, 3-16-83
 5 - Stanford vs. Montana, West 2nd, 3-19-94
 5 - Villanova vs. Drake, East 1st, 3-16-01
 5 - Tennessee vs. Villanova, Mideast RF, 3-31-03
 5 - Texas vs. LSU, West RF, 4-1-03
 5 - Chattanooga vs. Rutgers, Midwest 1st, 3-20-04
 5 - Houston vs. UC Santa Barb., East 2nd, 3-22-04
 5 - Vanderbilt vs. Montana, Seattle 1st, 3-19-05
 5 - Michigan St. vs. Stanford, Kansas City RF, 3-29-05

MOST PERSONAL FOULS

- 36 - Missouri St. vs. Colorado St., West 2nd, 3-14-99
 35 - Florida St. vs. Mississippi, Mideast 1st, 3-18-83
 34 - Jackson St. vs. Middle Tenn., Midwest OR, 3-15-83
 34 - LSU vs. Louisiana Tech, Midwest RSF, 3-23-89
 34 - West Virginia vs. Virginia, East RSF, 3-26-92
 33 - Howard vs. Long Beach St., West 1st, 3-12-82
 33 - Mississippi vs. Tennessee, Mideast RSF, 3-23-83
 33 - Long Beach St. vs. Tennessee, East RF, 3-25-89
 33 - Ohio St. vs. Texas, Midwest 2nd, 3-18-90
 33 - Oregon St. vs. Western Ky., Mideast 2nd, 3-19-95
 33 - Washington vs. Purdue, Midwest 1st, 3-14-98

FEWEST PERSONAL FOULS

- 4 - St. Francis (Pa.) vs. Villanova, Mideast 1st, 3-23-03
 5 - Tennessee vs. Villanova, Mideast RF, 3-31-03
 6 - Penn St. vs. Fordham, Midwest 1st, 3-16-94
 7 - North Carolina St. vs. Mississippi St., Midwest 1st, 3-13-99
 7 - Minnesota vs. UNLV, Midwest 1st, 3-16-02
 7 - Chattanooga vs. Rutgers, Midwest 1st, 3-20-04
 8 - 13 tied (Most recent: Michigan St. vs. Vanderbilt, Kansas City RSF, 3-27-05)

MOST DISQUALIFICATIONS

- 5 - Mississippi vs. Tennessee, Mideast RSF, 3-23-83
 5 - Oregon St. vs. Western Ky., Mideast 2nd, 3-19-95
 4 - 12 tied (Most recent: Rutgers vs. Georgia, Midwest 2nd, 3-24-03)

Series Records

Individual

*(Three-Game Minimum for Averages and Percentages)***MOST POINTS**

- 177 - Sheryl Swoopes, Texas Tech, 1993 (5 games)
 158 - Chamique Holdsclaw, Tennessee, 1998 (6)
 157 - Diana Taurasi, Connecticut, 2003 (6)
 140 - Jackie Stiles, Missouri St., 2001 (5)
 139 - Ruth Riley, Notre Dame, 2001 (6)
 138 - Sophia Young, Baylor, 2005 (6)
 136 - Chamique Holdsclaw, Tennessee, 1997 (6)
 134 - Bridgette Gordon, Tennessee, 1989 (5)
 132 - Katryna Gaither, Notre Dame, 1997 (5)
 124 - Tonya Sampson, North Carolina, 1994 (6)

Question...

How many teams participated in the first NCAA Division I women's basketball championship in 1982?

Answer...

32

HIGHEST SCORING AVERAGE

- 36.7 (110 points in 3 games) - Lorri Bauman, Drake, 1982
 35.4 (177 in 5) - Sheryl Swoopes, Texas Tech, 1993
 29.3 (88 in 3) - LaTaunya Pollard, Long Beach St., 1983
 28.3 (113 in 4) - Sheri Sam, Vanderbilt, 1996
 28.0 (112 in 4) - Janice Lawrence, Louisiana Tech, 1984
 28.0 (140 in 5) - Jackie Stiles, Missouri St., 2001
 27.7 (83 in 3) - Shalunda Enis, Alabama, 1996
 27.5 (110 in 4) - Delmonica DeHorney, Arkansas, 1990
 27.3 (109 in 4) - Cindy Brown, Long Beach St., 1987
 27.0 (81 in 3) - Medina Dixon, Old Dominion, 1984

MOST FIELD GOALS

- 64 - Chamique Holdsclaw, Tennessee, 1998 (6 games)
 59 - Chamique Holdsclaw, Tennessee, 1997 (6)
 56 - Sheryl Swoopes, Texas Tech, 1993 (5)
 55 - Seimone Augustus, LSU, 2004 (5)
 54 - Sophia Young, Baylor, 2005 (6)
 53 - Bridgette Gordon, Tennessee, 1989 (5)
 53 - Diana Taurasi, Connecticut, 2003 (6)
 51 - Tracy Henderson, Georgia, 1996 (6)
 50 - Katryna Gaither, Notre Dame, 1997 (5)
 50 - Clarisse Machanguana, Old Dominion, 1997 (6)

MOST FIELD GOALS ATTEMPTED

- 131 - Chamique Holdsclaw, Tennessee, 1998 (6 games)
 110 - Sheryl Swoopes, Texas Tech, 1993 (5)
 108 - Chamique Holdsclaw, Tennessee, 1997 (6)
 104 - Sophia Young, Baylor, 2005 (6)
 101 - Tonya Sampson, North Carolina, 1994 (6)
 100 - Debra Williams, Louisiana Tech, 1994 (6)
 96 - Diana Taurasi, Connecticut, 2003 (6)
 95 - Saudia Roundtree, Georgia, 1996 (6)
 94 - Seimone Augustus, LSU, 2004 (5)
 93 - Jackie Stiles, Missouri St., 2001 (5)

HIGHEST FIELD-GOAL PERCENTAGE**(Min. five made per game)**

- 73.7% (42-57) - Delmonica DeHorney, Arkansas, 1990 (4 games)
 73.3% (22-30) - Peppi Brown, Duke, 1998 (4)
 73.2% (30-41) - Kara Walters, Connecticut, 1994 (4)
 72.2% (39-54) - Michele VanGorp, Duke, 1999 (6)
 71.4% (15-21) - Jessie Hicks, Maryland, 1992 (3)
 71.4% (15-21) - Sarah Smith, Alabama, 1995 (3)
 71.4% (20-28) - Nicole Ohlde, Kansas St., 2002 (3)
 71.2% (42-59) - Pam McGee, Southern California, 1983 (5)



Chamique Holdsclaw (with ball) set series records for field goals made (64) and attempted (131) in 1998. The Tennessee standout scored 158 points in six tournament games that year, and was the Women's Final Four Most Outstanding Player.

- 70.8% (17-24) - Angie Welle, Iowa St., 2000 (3)
 69.6% (32-46) - Katrina McClain, Georgia, 1985 (5)
 69.6% (16-23) - Kim Calhoun, Penn St., 1996 (3)

MOST THREE-POINT FIELD GOALS

- 20 - Betsy Harris, Alabama, 1994 (5 games)
 20 - Diana Taurasi, Connecticut, 2003 (6)
 18 - Molly Goodenbour, Stanford, 1992 (5)
 18 - Nicole Levandusky, Xavier, 2001 (4)
 17 - Alicia Ratay, Notre Dame, 2001 (6)
 17 - Diana Taurasi, Connecticut, 2004 (6)
 15 - Kim Pehlke, Western Ky., 1992 (5)
 15 - Monick Foote, Virginia, 1995 (4)
 15 - Beth Morgan, Notre Dame, 1997 (5)
 15 - Sue Bird, Connecticut, 2002 (6)
 15 - Katie Davis, Villanova, 2003 (4)

MOST THREE-POINT FIELD GOALS ATTEMPTED

- 47 - Aubrey Eblin, Old Dominion, 1997 (6 games)
 46 - Diana Taurasi, Connecticut, 2004 (6)
 44 - Diana Taurasi, Connecticut, 2003 (6)
 42 - Tamicha Jackson, Louisiana Tech, 1998 (6)
 40 - Betsy Harris, Alabama, 1994 (5)
 39 - Diana Taurasi, Connecticut, 2001 (5)
 38 - Diana Taurasi, Connecticut, 2002 (6)
 37 - Kedra Holland, Georgia, 1995 (5)
 37 - Ukari Figgs, Purdue, 1999 (6)
 34 - Molly Goodenbour, Stanford, 1992 (5)
 34 - Kedra Holland, Georgia, 1996 (6)

HIGHEST THREE-POINT FIELD-GOAL**PERCENTAGE (Min. 1.5 made per game)**

- 81.8% (9-11) - Jennifer Azzi, Stanford, 1989 (3 games)
 80.0% (8-10) - Nykesha Sales, Connecticut, 1996 (5)
 73.3% (11-15) - Amber Nicholas, Arkansas, 1990 (4)
 66.7% (8-12) - Melody Howard, Missouri St., 1993 (3)
 66.7% (6-9) - Kendra Wecker, Kansas St., 2002 (3)
 66.7% (10-15) - Doneeka Hodges, LSU, 2003 (4)
 64.7% (11-17) - Mandi Moore, New Mexico, 2003 (4)
 64.3% (9-14) - Amber Tarr, Texas Tech, 2000 (4)
 64.3% (9-14) - Sebnem Kimyacioglu, Stanford, 2005 (4)
 63.6% (7-11) - Talatha Bingham, Florida, 1998 (3)
 63.6% (7-11) - Jennifer Parr, Xavier, 2001 (4)

MOST FREE THROWS

- 57 - Sheryl Swoopes, Texas Tech, 1993 (5 games)
 43 - Ruth Riley, Notre Dame, 2001 (6)
 42 - Jackie Stiles, Missouri St., 2001 (5)
 41 - Carolyn Jones, Auburn, 1990 (5)
 40 - Becky Hammon, Colorado St., 1999 (3)
 39 - Katie Douglas, Purdue, 2001 (6)
 38 - Lorri Bauman, Drake, 1982 (3)
 37 - Lindsay Whalen, Minnesota, 2004 (5)
 35 - Chantelle Anderson, Vanderbilt, 2002 (4)
 34 - Dana Johnson, Tennessee, 1995 (6)
 34 - Ukari Figgs, Purdue, 1999 (6)
 34 - LaNeisha Caufield, Oklahoma, 2002 (6)

MOST FREE THROWS ATTEMPTED

- 61 - Sheryl Swoopes, Texas Tech, 1993 (5 games)
 54 - Ruth Riley, Notre Dame, 2001 (6)
 49 - Jackie Stiles, Missouri St., 2001 (5)
 48 - Katie Douglas, Purdue, 2001 (6)
 47 - Becky Hammon, Colorado St., 1999 (3)
 46 - Carolyn Jones, Auburn, 1990 (5)
 44 - Janice Lawrence, Louisiana Tech, 1983 (5)
 42 - Lorri Bauman, Drake, 1982 (3)
 42 - Cheryl Miller, Southern California, 1983 (5)
 41 - Venus Lacy, Louisiana Tech, 1989 (4)
 41 - Dana Johnson, Tennessee, 1995 (6)
 41 - Saudia Roundtree, Georgia, 1996 (6)
 41 - Chamique Holdsclaw, Tennessee, 1998 (6)
 41 - Lindsay Whalen, Minnesota, 2004 (5)

HIGHEST FREE-THROW PERCENTAGE**(Min. 2.5 made per game and 10 total)**

- 100.0% (20-20) - Sue Bird, Connecticut, 2002 (6 games)
 100.0% (17-17) - Kate Starbird, Stanford, 1997 (5)
 100.0% (14-14) - Laurie Carter, Virginia, 1988 (3)
 100.0% (14-14) - Nicole Erickson, Duke, 1998 (4)
 100.0% (13-13) - Sheana Mosch, Duke, 2000 (3)
 100.0% (12-12) - Amber Nicholas, Arkansas, 1990 (4)
 100.0% (12-12) - Jennifer Leitner, Brigham Young, 2002 (3)
 100.0% (12-12) - Shanna Zolman, Tennessee, 2004 (6)
 100.0% (11-11) - Julie Lake, Texas Tech, 1996 (3)
 100.0% (10-10) - Seven tied [Most recent: Kristal Sharp, Liberty, 2005 (3)]

MOST REBOUNDS

- 75 - Janel McCarville, Minnesota, 2004 (5 games)
 72 - Tracy Claxton, Old Dominion, 1985 (5)
 69 - Charlotte Smith, North Carolina, 1994 (5)
 67 - Daedra Charles, Tennessee, 1991 (5)
 64 - La'Keshia Freit, Georgia, 1996 (6)
 63 - Chamique Holdsclaw, Tennessee, 1998 (6)
 61 - Katryna Gaither, Notre Dame, 1997 (5)
 60 - Wendy Palmer, Virginia, 1995 (4)
 60 - Gwen Jackson, Tennessee, 2003 (6)
 59 - Cheryl Miller, Southern California, 1983 (5)
 59 - Mary Ostrowski, Tennessee, 1984 (5)
 59 - Dana Johnson, Tennessee, 1995 (6)
 59 - Tamika Catchings, Tennessee, 2000 (6)

HIGHEST REBOUND AVERAGE

- 15.0 (75 rebounds in 5 games) - Janel McCarville, Minnesota, 2004
 15.0 (60 in 4) - Wendy Palmer, Virginia, 1995
 14.4 (72 in 5) - Tracy Claxton, Old Dominion, 1985
 14.3 (43 in 3) - Pauline Jordan, UNLV, 1989
 14.0 (42 in 3) - Shanda Berry, Iowa, 1988
 14.0 (42 in 3) - Franthea Price, Iowa, 1988
 14.0 (42 in 3) - Cheryl Ford, Louisiana Tech, 2003
 13.8 (69 in 5) - Charlotte Smith, North Carolina, 1994
 13.7 (41 in 3) - Amisha Carter, Louisiana Tech, 2004
 13.5 (54 in 4) - Venus Lacy, Louisiana Tech, 1989
 13.4 (67 in 5) - Daedra Charles, Tennessee, 1991

MOST ASSISTS (Since 1985)

- 50 - Temeka Johnson, LSU, 2004 (5 games)
 47 - LaQuan Stallworth, Louisiana Tech, 1998 (6)
 44 - Helen Darling, Penn St., 2000 (5)
 44 - Temeka Johnson, LSU, 2005 (5)
 42 - Teresa Weatherspoon, Louisiana Tech, 1987 (5)
 40 - Dawn Staley, Virginia, 1991 (5)
 39 - Teresa Weatherspoon, Louisiana Tech, 1988 (5)
 39 - Michelle Marciniak, Tennessee, 1995 (6)
 39 - Saudia Roundtree, Georgia, 1996 (6)
 39 - Lindsay Whalen, Minnesota, 2004 (5)

MOST STEALS (Since 1988)

- 23 - Ticha Penicheiro, Old Dominion, 1998 (3 games)
 22 - Ticha Penicheiro, Old Dominion, 1997 (6)
 20 - Katie Douglas, Purdue, 2001 (6)
 20 - Niele Ivey, Notre Dame, 2001 (6)
 19 - Laurie Aaron, Iowa, 1993 (4)
 19 - Natalie Diaz, Old Dominion, 1999 (3)
 18 - Kristin Haynie, Michigan St., 2005 (6)
 17 - Kate Starbird, Stanford, 1995 (5)
 17 - Marie Ferdinand, LSU, 2000 (4)
 17 - Alana Beard, Duke, 2002 (5)

MOST BLOCKS (Since 1988)

- 22 - Rebecca Lobo, Connecticut, 1995 (6 games)
 19 - Ruth Riley, Notre Dame, 2001 (6)
 18 - Tajama Abraham, George Washington, 1997 (4)
 18 - Teresa Geter, Tennessee, 1998 (6)
 18 - Asjha Jones, Connecticut, 2002 (6)
 17 - Tracy Henderson, Georgia, 1996 (6)
 17 - Jordan Adams, New Mexico, 2003 (3)
 16 - Kelly Schumacher, Connecticut, 2000 (6)
 16 - Alison Bales, Duke, 2005 (4)
 13 - Heidi Gillingham, Vanderbilt, 1992 (3)
 13 - Lisa Leslie, Southern California, 1994 (4)
 13 - Rebecca Lobo, Connecticut, 1994 (4)
 13 - Yolanda Watkins, Alabama, 1994 (5)

Team

(Three-Game Minimum for Averages and Percentages)

MOST POINTS

- 547 - Connecticut, 2000 (6 games)
 531 - Tennessee, 1998 (6)
 509 - Tennessee, 1996 (6)
 507 - Connecticut, 1995 (6)
 500 - Connecticut, 2002 (6)

MOST FIELD GOALS

- 203 - Connecticut, 2000 (6 games)
 198 - Tennessee, 1996 (6)
 196 - Georgia, 1998 (6)
 196 - Tennessee, 1998 (6)
 192 - Connecticut, 2002 (6)

MOST FIELD GOALS ATTEMPTED

- 427 - Tennessee, 1998 (6 games)
 423 - Louisiana Tech, 1998 (6)

- 421 - Georgia, 1996 (6)
- 418 - Tennessee, 1996 (6)

HIGHEST FIELD-GOAL PERCENTAGE

- 56.1% (203-362) - Connecticut, 2000 (6 games)
- 52.7% (117-222) - LSU, 2000 (4)
- 52.6% (80-152) - Notre Dame, 2000 (3)
- 52.6% (81-154) - Kansas St., 2002 (3)
- 51.8% (86-166) - Drake, 2002 (3)

MOST THREE-POINT FIELD GOALS

- 44 - Xavier, 2001 (4 games)
- 44 - Connecticut, 2004 (6)
- 43 - Oklahoma, 2002 (6)
- 43 - Connecticut, 2003 (6)
- 38 - Connecticut, 2001 (5)
- 36 - Connecticut, 2000 (6)
- 36 - Michigan St., 2005 (6)

MOST THREE-POINT FIELD GOALS ATTEMPTED

- 116 - Connecticut, 2004 (6 games)
- 113 - Oklahoma, 2002 (6)
- 109 - Connecticut, 2003 (6)
- 107 - Connecticut, 2001 (5)
- 99 - Stanford, 1996 (5)
- 99 - Xavier, 2001 (4)

HIGHEST THREE-POINT FIELD-GOAL PERCENTAGE

- 66.7% (22-33) - Stanford, 1989 (3 games)
- 52.2% (12-23) - Purdue, 2004 (3)
- 50.0% (21-42) - Texas, 2004 (3)
- 48.3% (14-29) - LSU, 2003 (4)
- 46.9% (30-64) - Vanderbilt, 2001 (4)

MOST FREE THROWS

- 128 - Tennessee, 2003 (6 games)
- 125 - Tennessee, 1998 (6)
- 118 - Purdue, 1999 (6)
- 114 - Connecticut, 1995 (6)
- 110 - North Carolina, 1994 (6)
- 110 - Purdue, 2001 (6)

MOST FREE THROWS ATTEMPTED

- 175 - Tennessee, 1998 (6 games)
- 168 - Purdue, 1999 (6)
- 161 - Connecticut, 1995 (6)
- 159 - North Carolina, 1994 (6)
- 154 - Tennessee, 2000 (6)

HIGHEST FREE-THROW PERCENTAGE (Min. 75 made)

- 81.2% (108-133) - Texas Tech, 1993 (5 games)
- 79.8% (103-129) - Missouri St., 2001 (5)
- 79.1% (91-115) - Tennessee, 2002 (5)

- 78.6% (81-103) - Penn St., 2000 (5)
- 78.4% (105-134) - Oklahoma, 2002 (5)

MOST REBOUNDS

- 284 - Connecticut, 1995 (6 games)
- 284 - Tennessee, 1998 (6)
- 282 - Tennessee, 1996 (6)
- 280 - Tennessee, 1995 (6)
- 270 - Georgia, 1996 (6)

MOST ASSISTS (Since 1985)

- 128 - Connecticut, 2002 (6 games)
- 118 - Connecticut, 1995 (6)
- 117 - Connecticut, 2000 (6)
- 115 - Tennessee, 1995 (6)
- 114 - Stanford, 1995 (5)

MOST STEALS (Since 1988)

- 81 - Connecticut, 2000 (6 games)
- 75 - Old Dominion, 1997 (6)
- 67 - Tennessee, 1998 (6)
- 66 - North Carolina, 1994 (6)
- 65 - Tennessee, 1997 (6)

MOST BLOCKS (Since 1988)

- 53 - Connecticut, 2002 (6 games)
- 41 - Connecticut, 1995 (6)
- 36 - Notre Dame, 2001 (6)
- 35 - Tennessee, 1998 (6)
- 34 - Connecticut, 2001 (5)

- 330 - Diana Taurasi, Connecticut, 2001-04 (23)
- 294 - Bridgette Gordon, Tennessee, 1986-89 (18)
- 270 - Rebecca Lobo, Connecticut, 1992-95 (13)
- 261 - Penny Toler, San Diego St./Long Beach St., 1985, 1987-89 (13)
- 251 - Alana Beard, Duke, 2001-04 (19)
- 245 - Cheryl Miller, Southern California, 1983-86 (16)
- 219 - Seimone Augustus, LSU, 2003-05 (14)
- 215 - Teresa Edwards, Georgia, 1983-86 (14)
- 213 - Dawn Staley, Virginia, 1989-92 (15)

HIGHEST FIELD-GOAL PERCENTAGE

- 71.4% (60-84) - Katrina McClain, Georgia, 1984-87 (12 games)
- 66.9% (103-154) - Ruth Riley, Notre Dame, 1998-01 (14)
- 63.8% (102-160) - Chantelle Anderson, Vanderbilt, 2000-03 (12)
- 63.7% (58-91) - Kristen Folk, Stanford, 1995, 1997 (11)
- 62.4% (98-157) - Pam McGee, Southern California, 1982-84 (13)
- 61.8% (118-191) - Janice Lawrence, Louisiana Tech, 1982-84 (14)
- 60.3% (108-179) - Clarissa Davis, Texas, 1986-89 (12)
- 59.6% (84-141) - Mary Ostrowski, Tennessee, 1982-84 (12)
- 57.5% (77-134) - Daedra Charles, Tennessee, 1989-91 (13)
- 57.1% (96-168) - Janet Harris, Georgia, 1982-85 (13)

MOST THREE-POINT FIELD GOALS

- 61 - Diana Taurasi, Connecticut, 2001-04 (23 games)
- 39 - Sue Bird, Connecticut, 2000-02 (17)
- 29 - Jennifer Azzi, Stanford, 1988-90 (10)
- 28 - Jennifer Rizzotti, Connecticut, 1993-96 (16)
- 27 - Molly Goodenbour, Stanford, 1990-93 (13)

MOST THREE-POINT FIELD GOALS ATTEMPTED

- 167 - Diana Taurasi, Connecticut, 2001-04 (23 games)
- 84 - Sue Bird, Connecticut, 2000-02 (17)
- 66 - Jennifer Rizzotti, Connecticut, 1993-96 (16)
- 65 - Ukari Figgs, Purdue, 1996-99 (13)
- 63 - Nicole Powell, Stanford, 2001-04 (11)

HIGHEST THREE-POINT FIELD-GOAL PERCENTAGE (Min. 1.5 made per game)

- 55.3% (29-52) - Jennifer Azzi, Stanford, 1988-90 (10 games)
- 47.4% (27-57) - Molly Goodenbour, Stanford, 1990-93 (13)
- 46.4% (39-84) - Sue Bird, Connecticut, 2000-02 (17)
- 42.4% (28-66) - Jennifer Rizzotti, Connecticut, 1993-96 (16)
- 41.3% (26-63) - Nicole Powell, Stanford, 2001-04 (11)

MOST FREE THROWS

- 91 - Cheryl Miller, Southern California, 1983-86 (16 games)
- 89 - Chamique Holdsclaw, Tennessee, 1996-99 (22)
- 87 - Katie Douglas, Purdue, 1998-01 (18)
- 82 - Alana Beard, Duke, 2001-04 (17)
- 78 - Bridgette Gordon, Tennessee, 1986-89 (18)

MOST FREE THROWS ATTEMPTED

- 122 - Chamique Holdsclaw, Tennessee, 1996-99 (22 games)
- 121 - Cheryl Miller, Southern California, 1983-86 (16)
- 109 - Katie Douglas, Purdue, 1998-01 (18)
- 103 - Bridgette Gordon, Tennessee, 1986-89 (18)
- 103 - Alana Beard, Duke, 2001-04 (17)

HIGHEST FREE-THROW PERCENTAGE (Min. 2.5 made per game and 25 total)

- 95.7% (44-46) - Kelly Miller, Georgia, 1998-01 (12 games)
- 93.1% (27-29) - Sue Bird, Connecticut, 2000-02 (17)
- 88.6% (31-35) - Nicole Powell, Stanford, 2001-04 (11)
- 87.8% (72-82) - Carolyn Jones, Auburn, 1989-91 (13)
- 87.3% (62-71) - Ukari Figgs, Purdue, 1996-99 (13)

MOST REBOUNDS

- 198 - Chamique Holdsclaw, Tennessee, 1996-99 (22 games)
- 170 - Cheryl Miller, Southern California, 1983-86 (16)
- 162 - Sheila Frost, Tennessee, 1986-89 (18)
- 161 - Val Whiting, Stanford, 1990-93 (16)
- 148 - Venus Lacy, Louisiana Tech, 1988-90 (13)
- 142 - Bridgette Gordon, Tennessee, 1986-89 (18)

Career Records

Individual

(Min. 10 games)

MOST POINTS

- 479 - Chamique Holdsclaw, Tennessee, 1996-99 (22 games)
- 430 - Diana Taurasi, Connecticut, 2001-04 (23)
- 388 - Bridgette Gordon, Tennessee, 1986-89 (18)
- 352 - Alana Beard, Duke, 2001-04 (17)
- 333 - Cheryl Miller, Southern California, 1983-86 (16)
- 312 - Janice Lawrence, Louisiana Tech, 1982-84 (14)
- 291 - Penny Toler, San Diego St./Long Beach St., 1985, 1987-89 (13)
- 276 - Ruth Riley, Notre Dame, 1998-01 (14)
- 274 - Dawn Staley, Virginia, 1989-92 (15)
- 270 - Chantelle Anderson, Vanderbilt, 2000-03 (12)

HIGHEST SCORING AVERAGE

- 22.5 (270 in 12 games) - Chantelle Anderson, Vanderbilt, 2000-03
- 22.4 (291 in 13) - Penny Toler, San Diego St./Long Beach St., 1985, 1987-89
- 22.3 (312 in 14) - Janice Lawrence, Louisiana Tech, 1982-84
- 21.9 (263 in 12) - Cindy Brown, Long Beach St., 1984-87
- 21.8 (479 in 22) - Chamique Holdsclaw, Tennessee, 1996-99
- 21.8 (261 in 12) - Clarissa Davis, Texas, 1986-89
- 21.6 (388 in 18) - Bridgette Gordon, Tennessee, 1986-89
- 20.8 (333 in 16) - Cheryl Miller, Southern California, 1983-86
- 20.7 (352 in 17) - Alana Beard, Duke, 2001-04
- 20.2 (263 in 13) - Venus Lacy, Louisiana Tech, 1988-90

MOST FIELD GOALS

- 195 - Chamique Holdsclaw, Tennessee, 1996-99 (22 games)
- 155 - Bridgette Gordon, Tennessee, 1986-89 (18)
- 151 - Diana Taurasi, Connecticut, 2001-04 (23)
- 130 - Alana Beard, Duke, 2001-04 (19)
- 128 - Penny Toler, San Diego St./Long Beach St., 1985, 1987-89 (13)
- 121 - Cheryl Miller, Southern California, 1983-86 (16)
- 118 - Janice Lawrence, Louisiana Tech, 1982-84 (14)
- 115 - Seimone Augustus, LSU, 2003-05 (14)
- 108 - Clarissa Davis, Texas, 1986-89 (12)
- 103 - Ruth Riley, Notre Dame, 1998-01 (14)

MOST FIELD GOALS ATTEMPTED

- 399 - Chamique Holdsclaw, Tennessee, 1996-99 (22 games)



Photo by Jim Gurd/NCAA Photos

Old Dominion's Ticha Penicheiro (21) has more steals (61) than any other player in Division I Women's Basketball Championship history. Penicheiro also is tied for fourth in career assists (92).

THE TOURNAMENT

- 142 - Tamika Catchings, Tennessee, 1998-00 (18)
 136 - Kirsten Cummings, Long Beach St., 1982-85 (13)
 133 - Gwen Jackson, Tennessee, 2000-03 (20)
 130 - Nora Lewis, Louisiana Tech, 1987-89 (14)
 130 - Swin Cash, Connecticut, 1999-02 (20)

HIGHEST REBOUND AVERAGE

- 12.9 (129 rebounds in 10 games) - Janel McCarville, Minnesota, 2002-04
 11.4 (148 in 13) - Venus Lacy, Louisiana Tech, 1988-90
 10.6 (170 in 16) - Cheryl Miller, Southern California, 1983-86
 10.5 (136 in 13) - Kirsten Cummings, Long Beach St., 1982-85
 10.4 (125 in 12) - Charlotte Smith, North Carolina, 1992-95
 10.3 (103 in 10) - Tracey Reid, North Carolina, 1995, 1997-98
 10.1 (161 in 16) - Val Whiting, Stanford, 1990-93
 10.0 (110 in 11) - Nicole Powell, Stanford, 2001-04
 9.8 (127 in 13) - Pam McGee, Southern California, 1982-84
 9.7 (116 in 12) - Cindy Brown, Long Beach St., 1984-87
 9.7 (116 in 12) - Clarissa Davis, Texas, 1986-89

MOST ASSISTS (Since 1985)

- 136 - Temeka Johnson, LSU, 2002-05 (16 games)
 127 - Teresa Weatherspoon, Louisiana Tech, 1985-88 (16)
 106 - Diana Taurasi, Connecticut, 2001-04 (23)
 92 - Ticha Penicheiro, Old Dominion, 1995-98 (13)
 92 - Dawn Staley, Virginia, 1989-92 (15)

NOTE: Kim Mulkey, Louisiana Tech, 1982-84, recorded 96 assists in 14 games before assists became an official statistic.

MOST STEALS (Since 1988)

- 61 - Ticha Penicheiro, Old Dominion, 1995-98 (13 games)
 56 - Kelly Miller, Georgia, 1998-01 (12)
 47 - Alana Beard, Duke, 2001-04 (17)
 42 - Dawn Staley, Virginia, 1989-92 (15)
 41 - Michelle Marciniak, Notre Dame/Tennessee, 1992, 1994-96 (16)

NOTE: Cheryl Miller, Southern California, 1983-86, recorded 51 steals in 16 games, and Teresa Weatherspoon, Louisiana Tech, 1985-88, recorded 44 steals in 16 games, before steals became an official statistic.

MOST BLOCKED SHOTS (Since 1988)

- 39 - Ruth Riley, Notre Dame, 1998-01 (14 games)
 38 - Rebecca Lobo, Connecticut, 1992-95 (13)
 37 - Cheryl Miller, Southern California, 1983-86 (16)
 27 - Katrina McClain, Georgia, 1984-87 (12)
 24 - Cindy Brown, Long Beach St., 1984-87 (12)

NOTE: Anne Donovan, Old Dominion, 1982-83, recorded 36 blocked shots in six games, before blocked shots became an official statistic.

GAMES PLAYED

- 24 - Laurie Milligan, Tennessee, 1995-98
 23 - Diana Taurasi, Connecticut, 2001-04
 22 - Chamique Holdsclaw, Tennessee, 1996-99
 22 - Kellie Jolly, Tennessee, 1996-99
 20 - Swin Cash, Connecticut, 1999-02
 20 - Asjha Jones, Connecticut, 1999-02
 20 - Tamika Williams, Connecticut, 1999-02
 20 - Gwen Jackson, Tennessee, 2000-03
 20 - Kara Lawson, Tennessee, 2000-03
 20 - Tasha Butts, Tennessee, 2001-04
 20 - Ashley Robinson, Tennessee, 2001-04

Overtime Records

Team**MOST OVERTIMES**

- 4 - Alabama (121) vs. Duke (120), East 2nd, 3-18-95
 3 - Tennessee (90) vs. Mississippi (83), Mideast RF, 3-25-83
 3 - Oklahoma St. (96) vs. Michigan St. (94), Midwest RSF, 3-21-91

MOST POINTS IN OVERTIME

- 40 - Alabama vs. Duke, East 2nd (4 ot), 3-18-95
 39 - Duke vs. Alabama, East 2nd (4 ot), 3-18-95
 28 - Oklahoma St. vs. Michigan St., Midwest RSF (3 ot), 3-21-91
 26 - Tennessee vs. Mississippi, Mideast RF (3 ot), 3-25-83
 26 - Michigan St. vs. Oklahoma St., Midwest RSF (3 ot), 3-21-91

MOST POINTS IN ONE OVERTIME PERIOD

- 22 - Long Beach St. vs. San Diego St., West RSF, 3-22-84
 19 - Oregon St. vs. Tennessee St., Mideast 1st, 3-17-95
 18 - Drake vs. Mississippi, Midwest 1st, 3-17-95
 18 - North Carolina vs. Michigan St., East 2nd, 3-16-97
 17 - Stanford vs. Michigan, West 1st, 3-18-00
 17 - Cincinnati vs. St. Peter's, East 1st, 3-16-02

FEWEST POINTS IN OVERTIME

- 2 - Montana vs. Stanford, Midwest 2nd, 3-20-88
 2 - Alabama vs. Stanford, West RSF, 3-23-96
 2 - Portland vs. Michigan St., East 1st, 3-14-97
 4 - Eight tied (Most recent: St. Peter's vs. Cincinnati, East 1st, 3-16-02)

LARGEST POINT DIFFERENTIAL IN OVERTIME

- 18 - Long Beach St. (22) vs. San Diego St. (4), West RSF, 3-22-84
 13 - Oregon St. (19) vs. Tennessee St. (6), Mideast 1st, 3-17-95
 13 - Cincinnati (17) vs. St. Peter's (4), East 1st, 3-16-02
 10 - Arkansas (15) vs. UCLA (5), West 1st, 3-14-90
 10 - North Carolina (18) vs. Michigan St. (8), East 2nd, 3-16-97

MOST POINTS, BOTH TEAMS IN OVERTIME

- 79 - Alabama (40) vs. Duke (39), East 2nd (4 ot), 3-18-95
 54 - Oklahoma St. (28) vs. Michigan St. (26), Midwest RSF (3 ot), 3-21-91
 45 - Tennessee (26) vs. Mississippi (19), Mideast RSF (3 ot), 3-25-83
 30 - Duke (18) vs. Mississippi (12), Midwest 1st, 3-17-95
 27 - Two tied (Most recent: Stanford (17) vs. Michigan (10), West 1st, 3-18-00)

MOST POINTS, BOTH TEAMS IN ONE OVERTIME PERIOD

- 30 - Drake (18) vs. Mississippi (12), Midwest 1st, 3-17-95
 27 - Southern Methodist (14) vs. Southern Miss. (13), West 1st, 3-16-95
 27 - Stanford (17) vs. Michigan (10), West 1st, 3-18-00
 26 - Long Beach St. (22) vs. San Diego St. (4), West RSF, 3-22-84
 26 - Southern Ill. (15) vs. Colorado (11), Midwest 1st, 3-18-92
 26 - North Carolina (18) vs. Michigan St. (8), East 2nd, 3-16-97

FEWEST POINTS, BOTH TEAMS IN OVERTIME

- 6 - Stanford (4) vs. Montana (2), Midwest 2nd, 3-20-88
 6 - Stanford (4) vs. Alabama (2), West RSF, 3-23-96
 9 - Northwestern (5) vs. Kansas St. (4), Midwest 1st, 3-11-87
 9 - Michigan St. (7) vs. Portland (2), East 1st, 3-14-97

Overtime Games In Tournament Play (47)

1982 (1)

- Tennessee 91, Southern California 90
 Mideast Final, March 21

1983 (1)

- Tennessee 90, Mississippi 83 (3 ot)
 Mideast Semifinal, March 25

1984 (3)

- North Carolina 81, St. John's (N.Y.) 79
 East First Round, March 16
 Old Dominion 73, North Carolina St. 71
 East Semifinal, March 22

- Long Beach St. 91, San Diego St. 73
 West Semifinal, March 22

1985 (1)

- La.-Monroe 85, Missouri 84
 Midwest First Round, March 14

1986 (3)

- Middle Tenn. 78, South Carolina 77
 Mideast First Round, March 12
 Long Beach St. 78, Texas Tech 73
 West Second Round, March 15
 Mississippi 56, Auburn 55
 Midwest Semifinal, March 20

1987 (1)

- Northwestern 62, Kansas St. 61
 Midwest First Round, March 11

1988 (2)

- Stanford 74, Montana 72
 Midwest Second Round, March 20
 Louisiana Tech 83, Texas 80
 Midwest Regional Final, March 26

1989 (0)

None

1990 (2)

- Arkansas 90, UCLA 80
 West First Round, March 14
 Virginia 79, Tennessee 75
 East Regional Final, March 24

1991 (2)

- Oklahoma St. 96, Michigan St. 94 (3 ot)
 Midwest Second Round, March 16
 Tennessee 70, Virginia 67
 National Championship, March 31

1992 (3)

- Northern Ill. 77, Louisiana Tech 71
 Mideast First Round, March 18
 Southern Ill. 84, Colorado 80
 Midwest First Round, March 18
 Missouri St. 61, Iowa 60
 Midwest Second Round, March 22

1993 (2)

- North Carolina 74, Alabama 73
 Mideast Second Round, March 21
 Ohio St. 73, Iowa 72
 National Semifinal, April 3

1994 (1)

- Texas A&M 75, San Diego St. 72
 West Second Round, March 20

1995 (5)

- Southern Methodist 96, Southern Miss. 95
 West First Round, March 16
 Drake 87, Mississippi 81
 Midwest First Round, March 17
 Oregon St. 88, Tennessee St. 75
 Mideast First Round, March 17
 Alabama 121, Duke 120 (4 ot)
 East Second Round, March 18
 George Washington 96, Drake 93
 Midwest Second Round, March 19

1996 (5)

- Michigan St. 60, Massachusetts 57
 Mideast First Round, March 16
 Auburn 68, Colorado 61
 West Second Round, March 17
 Stephen F. Austin 93, Clemson 88
 Midwest Second Round, March 18
 Stanford, 78, Alabama 76
 West Regional Semifinal, March 23
 Tennessee 88, Connecticut 83
 National Semifinal, March 29

1997 (4)

- Michigan St. 75, Portland 70
 East First Round, March 14
 North Carolina 81, Michigan St. 71
 East Second Round, March 16
 Old Dominion 69, Purdue 65
 Mideast Second Round, March 16
 Old Dominion 83, Stanford 82
 National Semifinal, March 28

1998 (1)

- UC Santa Barb. 76, Vanderbilt 71
 Mideast First Round, March 14

1999 (1)

- Arizona 87, Florida 84
 Midwest Second Round, March 14

2000 (3)

UAB 80, Oregon 79
West First Round, March 17
Vanderbilt 71, Kansas 69 (2 ot)
Midwest First Round, March 18
Stanford 81, Michigan 74
West First Round, March 18

2001 (1)

Iowa 89, Oregon 82
Midwest First Round, March 17

2002 (2)

Cincinnati 76, St. Peter's 63
East First Round, March 16
Old Dominion 74, Purdue 70
Midwest Second Round, March 18

2003 (2)

New Mexico 91, Miami (Fla.) 85
West First Round, March 22
Boston College 86, Vanderbilt 85
East Second Round, March 24

2004 (1)

Notre Dame 69, Missouri St. 65
East First Round, March 21

2005 (0)

None

One-Point Games In Tournament Play (50)

1982 (1)

Tennessee 91, Southern California 90 (ot)
Midwest Regional Final, March 21

1983 (1)

Penn St. 73, Cheyney 72
East Regional Semifinal, March 24

1984 (1)

Cheyney 73, North Carolina 72
East Regional Semifinal, March 22

1985 (1)

La.-Monroe 85, Missouri 84 (ot)
Midwest First Round, March 14

1986 (5)

Middle Tenn. 78, South Carolina 77 (ot)
Midwest First Round, March 12
Illinois 69, Ohio 68
Midwest First Round, March 12
Missouri 66, Arkansas 65
Midwest First Round, March 12
LSU 81, Ohio St. 80
Midwest Regional Semifinal, March 20
Mississippi 56, Auburn 55 (ot)
Midwest Regional Semifinal, March 20

1987 (4)

Northwestern 62, Kansas St. 61 (ot)
Midwest First Round, March 11
North Carolina St. 68, Villanova 67
East Second Round, March 14
Virginia 76, Memphis St. 75
Midwest Second Round, March 15
Louisiana Tech 66, Iowa 65
Midwest Regional Final, March 21

1988 (1)

Penn St. 86, La Salle 85
Midwest First Round, March 16

1989 (1)

LSU 54, Purdue 53
Midwest Second Round, March 19

1990 (0)

None

1991 (3)

Providence 88, Fairfield 87
East First Round, March 13
Oklahoma St. 81, DePaul 80
Midwest First Round, March 13
Connecticut 81, Toledo 80
East Second Round, March 16

1992 (6)

George Washington 70, Vermont 69
East First Round, March 18
West Virginia 73, Clemson 72
East Second Round, March 22
Missouri St. 61, Iowa 60 (ot)
Midwest Second Round, March 22
UCLA 82, Texas 81
Midwest Second Round, March 22
Stephen F. Austin 75, Creighton 74
West Second Round, March 22
Stanford 66, Virginia 65
National Semifinal, April 4

1993 (3)

Georgetown 68, Penn St. 67
East Second Round, March 20
North Carolina 74, Alabama 73 (ot)
Midwest Second Round, March 21
Ohio St. 73, Iowa 72 (ot)
National Semifinal, April 3

1994 (3)

Old Dominion 56, St. Joseph's (Pa.) 55
East First Round, March 16
Clemson 65, Florida Int'l 64
Midwest First Round, March 16
North Carolina 60, Louisiana Tech 59
National Championship, April 3

1995 (5)

Southern Methodist 96, Southern Miss. 95 (ot)
West First Round, March 16
Wisconsin 73, Kansas 72
Midwest First Round, March 16
Alabama 121, Duke 120 (4 ot)
East Second Round, March 18
Virginia 63, Louisiana Tech 62
East Regional Semifinal, March 23
Purdue 67, Vanderbilt 66
West Regional Semifinal, March 23

1996 (1)

Iowa 72, DePaul 71
Midwest Second Round, March 17

1997 (1)

Old Dominion 83, Stanford 82 (ot)
National Semifinal, March 28

1998 (3)

Alabama 75, UCLA 74
Midwest Second Round, March 15
Rutgers 62, Iowa St. 61
Midwest Second Round, March 16
North Carolina St. 55, Old Dominion 54
East Regional Semifinal, March 21

1999 (0)

None

2000 (5)

Stephen F. Austin 73, Xavier 72
East First Round, March 17
UAB 80, Oregon 79 (ot)
West First Round, March 17
Southern Methodist 64, North Carolina St. 63
Midwest First Round, March 18
Louisiana Tech 66, Vanderbilt 65
Midwest Second Round, March 20
Penn St. 66, Iowa St. 65
Midwest Regional Semifinal, March 25

2001 (0)

None

2002 (1)

UC Santa Barb. 57, Louisiana Tech 56
East First Round, March 15

2003 (2)

Boston College 73, Old Dominion 72
East First Round, March 22
Boston College 86, Vanderbilt 85 (ot)
East Second Round, March 24

2004 (1)

Maryland 86, Miami (Fla.) 85
West First Round, March 21

2005 (1)

DePaul 79, Virginia 78
College Park First Round, March 20

Two-Point Games In Tournament Play Play (60)

1982 (1)

Memphis 72, Mississippi 70
Midwest First Round, March 12

1983 (2)

Georgia 72, North Carolina 70
Midwest First Round, March 19
Southern California 69, Louisiana Tech 67
National Championship, April 3

1984 (2)

North Carolina 81, St. John's (N.Y.) 79 (ot)
East First Round, March 16
Old Dominion 73, North Carolina St. 71 (ot)
Midwest Regional Semifinal, March 22

1985 (1)

Western Ky. 92, Texas 90
Midwest Regional Semifinal, March 22

1986 (1)

James Madison 55, Providence 53
East First Round, March 12

1987 (1)

Iowa 62, Georgia 60
Midwest Regional Semifinal, March 19

1988 (4)

Wake Forest 53, Villanova 51
East First Round, March 16
St. Joseph's 68, Bowling Green 66
Midwest First Round, March 16
Stanford 74, Montana 72 (ot)
Midwest Second Round, March 20
Louisiana Tech 56, Auburn 54
National Championship, April 3

1989 (2)

North Carolina St. 75, Rutgers 73
Midwest Second Round, March 18
Iowa 77, Tennessee Tech 75
Midwest Second Round, March 18

1990 (1)

Providence 77, Maryland 75
East Second Round, March 17

1991 (4)

James Madison 73, Penn St. 71
East Second Round, March 16
Oklahoma St. 96, Michigan St. 94 (3 ot)
Midwest Second Round, March 16
Virginia 74, Stephen F. Austin 72
Midwest Second Round, March 17
Clemson 57, James Madison 55
East Regional Semifinal, March 21

1992 (2)

DePaul 67, Arizona St. 65
Midwest First Round, March 18
Santa Clara 73, California 71
West First Round, March 18

1993 (4)

Georgetown 76, Northern Ill. 74
East First Round, March 17
Florida 69, Bowling Green 67
East First Round, March 17
Ohio St. 75, Virginia 73
East Regional Final, March 27
Texas Tech 84, Ohio St. 82
National Championship, April 4

1994 (1)

Texas A&M 78, Florida 76
West First Round, March 16

1995 (4)

Missouri St. 49, Utah 47
Midwest First Round, March 16
Louisville 67, Oregon 65
Midwest First Round, March 17
Memphis 74, Southern California 72
West First Round, March 17
North Carolina St. 76, Penn St. 74
Midwest Second Round, March 19

1996 (2)

Stephen F. Austin 67, Oregon St. 65
Midwest First Round, March 16

Stanford 78, Alabama 76 (ot)
West Regional Semifinal, March 23

1997 (2)

Texas Tech 47, Montana 45
West First Round, March 15
Old Dominion 53, Florida 51
Mideast Regional Final, March 24

1998 (1)

George Washington 74, Georgia 72
East First Round, March 13

1999 (3)

Maine 60, Stanford 58
East First Round, March 12
Illinois 69, Louisville 67
Mideast First Round, March 12
Missouri St. 72, UC Santa Barb. 70
West First Round, March 12

2000 (2)

Vanderbilt 71, Kansas 69 (2 ot)
Midwest First Round, March 18
Oklahoma 76, Purdue 74
East Second Round, March 20

2001 (6)

Clemson 51, Chattanooga 49
Mideast First Round, March 16
Florida St. 72, Tulane 70
Midwest First Round, March 16
Washington 67, Old Dominion 65
West First Round, March 16
TCU 77, Penn St. 75
East First Round, March 17
Purdue 74, Texas Tech 72
Mideast Regional Semifinal, March 24
Notre Dame 68, Purdue 66
National Championship, April 1

2002 (0)

None

2003 (4)

North Carolina 72, Austin Peay 70
Mideast First Round, March 22
Virginia Tech 61, Georgia Tech 59
West First Round, March 22
Villanova 53, Colorado 51
Mideast Regional Semifinal, March 29
Connecticut 71, Texas 69
National Semifinal, April 6

2004 (7)

Boston College 58, Eastern Mich. 56
Mideast First Round, March 20
Georgia 66, Purdue 64
West Regional Semifinal, March 27
Stanford 57, Vanderbilt 55
Midwest Regional Semifinal, March 28
Tennessee 71, Baylor 69
Midwest Regional Semifinal, March 28
LSU 62, Georgia 60
West Regional Final, March 29
Tennessee 62, Stanford 60
Midwest Regional Final, March 30
Tennessee 52, LSU 50
National Semifinal, April 4

2005 (3)

Middle Tenn., 60, North Carolina St. 58
Dallas First Round, March 19
Georgia 70, Texas 68
Chattanooga Regional Semifinal, March 26
Michigan St. 61, Southern California 59
Kansas City Regional Semifinal, March 27

Three-Point Games In Tournament Play (44)

1982 (2)

Kansas St. 78, Stephen F. Austin 75
East First Round, March 13
Southern California 73, Penn St. 70
Mideast Regional Semifinal, March 19

1983 (2)

Middle Tenn. 64, Jackson St. 61
Midwest Opening Round, March 15
Texas 73, Kansas St. 70
Midwest Regional Semifinal, March 25

1984 (0)

None

1985 (3)

Ohio St. 81, Penn St. 78
East Semifinal, March 21
Long Beach St. 75, Southern California 72
West Regional Semifinal, March 21
Mississippi 63, Tennessee 60
Mideast Regional Semifinal, March 22

1986 (1)

Drake 73, Kentucky 70
Midwest First Round, March 12

1987 (0)

None

1988 (2)

Auburn 68, Georgia 65
Mideast Regional Semifinal, March 24
Louisiana Tech 83, Texas 80 (ot)
Midwest Regional Final, March 26

1989 (0)

None

1990 (2)

Vanderbilt 78, Rutgers 75
Mideast First Round, March 14
Long Beach St. 87, California 84
West First Round, March 14

1991 (2)

Connecticut 60, Clemson 57
East Regional Final, March 23
Tennessee 70, Virginia 67 (ot)
National Championship, March 31

1992 (1)

Mississippi 75, Penn St. 72
Midwest Regional Semifinal, March 26

1993 (2)

Louisville 74, Connecticut 71
Mideast First Round, March 17
Vanderbilt 59, Stephen F. Austin 56
Midwest Regional Semifinal, March 25

1994 (5)

Colorado 77, Marquette 74
West First Round, March 16
Southern Miss. 72, West Ky. 69
East Second Round, March 19

Texas A&M 75, San Diego St. 72 (ot)
West Second Round, March 20
Louisiana Tech 71, Tennessee 68
Mideast Regional Semifinal, March 24
Louisiana Tech 69, Alabama 66
National Semifinal, April 2

1995 (3)

Virginia 71, Dartmouth 68
East First Round, March 16
George Washington 96, Drake 93 (ot)
Midwest Second Round, March 19
Georgia 82, Colorado 79
Midwest Regional Final, March 25

1996 (1)

Michigan St. 60, Massachusetts 57 (ot)
Mideast First Round, March 16

1997 (2)

Auburn 68, Louisville 65
Mideast First Round, March 14
Tulane 72, UC Santa Barb. 69
East First Round, March 15

1998 (1)

Rutgers 79, Oregon 76
Mideast First Round, March 14

1999 (1)

Arizona 87, Florida 84 (ot)
Midwest First Round, March 12

2000 (2)

Western Ky. 68, Marquette 65
East First Round, March 18
Rice 67, UC Santa Barb. 64
West First Round, March 18

2001 (2)

Missouri 71, Wisconsin 68
East First Round, March 16
Purdue 73, LSU 70
Mideast Regional Second Round, March 18

2002 (3)

Arizona St. 73, Wisconsin 70
Midwest First Round, March 16
North Carolina 72, Minnesota 69
Midwest Second Round, March 18
Colorado 62, Stanford 59
West Regional Semifinal, March 23

2003 (2)

TCU 50, Michigan 47
East First Round, March 23
Duke 66, Georgia 63
Midwest Regional Semifinal, March 29

2004 (2)

Marquette 67, Old Dominion 64
Mideast First Round, March 21
Villanova 66, Mississippi 63
West First Round, March 21

2005 (3)

Oregon 58, TCU 55
Seattle First Round, March 19
George Washington 60, Mississippi 57
Chapel Hill First Round, March 20
Vanderbilt 63, Kansas St. 60
Seattle Second Round, March 21

Tournament History Facts

TOURNAMENT APPEARANCES

24, Louisiana Tech, 1982-2005
 24, Tennessee, 1982-2005
 22, Georgia, 1982-2005
 22, Old Dominion, 1982-2005
 21, Penn St., 1982-2005
 21, Texas, 1983-2005
 21, Virginia, 1984-2005
 19, Stanford, 1982-2005
 18, North Carolina St., 1982-2005
 18, Texas Tech, 1984-2005
 18, Vanderbilt, 1986-2005
 17, Stephen F. Austin, 1982-2002

CONSECUTIVE TOURNAMENT APPEARANCES

24, Louisiana Tech, 1982-2005
 24, Tennessee, 1982-2005
 20, Virginia, 1984-2003
 18, Stanford, 1988-2005
 17, Connecticut, 1989-2005
 16, Texas Tech, 1990-2005
 15, Stephen F. Austin, 1988-2002
 14, Old Dominion, 1992-2005
 12, Texas, 1983-94
 12, Purdue, 1994-2005

CURRENT CONSECUTIVE TOURNAMENT APPEARANCES

24, Louisiana Tech, 1982-2005
 24, Tennessee, 1982-2005
 18, Stanford, 1988-2005
 17, Connecticut, 1989-2005
 16, Texas Tech, 1990-2005
 12, Purdue, 1994-2005
 11, Duke, 1995-2005
 11, Georgia, 1995-2005
 10, Notre Dame, 1996-2005
 9, UC Santa Barb., 1997-2005
 9, Liberty, 1997-2005

TOURNAMENT GAMES

107, Tennessee, 1982-2005
 87, Louisiana Tech, 1982-2005
 67, Connecticut, 1989-2005
 65, Georgia, 1982-2005
 60, Stanford, 1982-2005
 53, Old Dominion, 1982-2005
 52, Virginia, 1984-2005
 52, Texas, 1983-2005
 48, Purdue, 1989-2005
 47, Penn St., 1982-2005
 47, Texas Tech, 1984-2005

TOURNAMENT WINS

89, Tennessee, 1982-2005
 65, Louisiana Tech, 1982-2005
 55, Connecticut, 1989-2005
 43, Georgia, 1982-2005
 43, Stanford, 1982-2005
 32, Old Dominion, 1982-2005
 33, Purdue, 1989-2005
 31, Texas, 1983-2005
 31, Virginia, 1984-2005
 30, Texas Tech, 1984-2005
 28, Auburn, 1982-2004

TOURNAMENT WINNING PERCENTAGE (Min. 20 games)

.832 (89-18), Tennessee, 1982-2005
 .821 (55-12), Connecticut, 1989-2005
 .747 (65-22), Louisiana Tech, 1982-2005
 .717 (43-17), Stanford, 1982-2005
 .700 (28-12), Southern California, 1982-2005
 .711 (30-12), Duke, 1987-2005
 .689 (33-15), Purdue, 1989-2005
 .667 (22-11), Notre Dame, 1992-2005
 .662 (43-22), Georgia, 1982-2005
 .638 (30-17), Texas Tech, 1984-2005

Farthest Seeds Have Advanced in the Tournament

Seed # Farthest Finish

1 CH-Louisiana Tech 1982; Southern California 1983, 1984; Old Dominion 1985; Texas 1986; Tennessee 1989, 1991, 1996, 1998; Stanford 1990 & 1992; Connecticut 1995, 2000, 2002, 2003; Purdue 1999; Notre Dame 2001
 2 CH-Tennessee 1987; Louisiana Tech 1988; Texas Tech 1993; Connecticut 2004; Baylor 2005
 3 CH-North Carolina 1994; Tennessee 1997
 4 CH-Western Ky. 1992; Louisiana Tech 1994
 5 Tied 3rd-Missouri St. 2001
 6 Tied 3rd-Notre Dame 1997
 7 Tied 3rd-Minnesota 2004
 8 Tied 3rd-Missouri St. 1992
 9 Tied 3rd-Arkansas 1998
 10 RF-Lamar 1991
 11 RSF-Stephen F. Austin 1996; UAB 2000; Brigham Young 2002; Notre Dame 2003; UC Santa Barb. 2004
 12 RSF-San Francisco 1996
 13 RSF-Texas A&M 1994; Liberty 2005
 14 —
 15 —
 16 2nd Round-Harvard 1998

Year-By-Year Tournament Won-Lost By Tournament Seeding

(1982 - 2005)

Seed #	82	83	84	85	86	87	88	89	90	91	92	93	94	95	96
1	9-3	12-3	12-3	10-3	10-3	12-4	11-4	15-3	12-3	11-3	9-3	10-4	12-4	16-3	17-3
2	12-4	10-4	6-4	11-4	8-4	10-3	12-3	7-4	8-4	4-4	6-4	10-3	10-4	10-4	1-4
3	3-4	3-4	7-4	3-4	4-4	5-4	4-4	4-4	4-4	7-4	6-4	2-4	11-3	11-4	8-4
4	6-4	2-4	3-4	5-4	8-4	2-4	3-4	4-4	1-4	4-4	6-4	5-4	9-4	9-4	7-4
5	0-4	3-4	1-4	1-4	0-4	2-4	1-4	3-4	7-4	5-4	4-4	*	3-4	3-4	2-4
6	1-4	1-4	2-4	1-4	0-4	0-4	0-4	4-4	5-4	2-4	1-4	*	7-4	3-4	5-4
7	0-4	0-4	0-4	0-4	2-4	4-4	4-4	2-4	5-4	1-4	2-4	*	2-4	3-4	2-4
8	0-4	0-4	0-4	0-4	4-4	3-4	2-4	1-4	3-4	5-4	6-4	*	1-4	2-4	1-4
9	-	-	-	-	1-4	1-4	2-4	3-4	1-4	0-4	1-4	*	3-4	2-4	3-4
10	-	-	-	-	2-4	0-4	0-4	2-4	1-4	6-4	2-4	*	2-4	2-4	2-4
11	-	-	-	-	-	-	-	1-4	0-4	2-4	3-4	*	0-4	1-4	2-4
12	-	-	-	-	-	-	-	1-4	0-4	0-4	1-4	*	1-4	1-4	3-4
13	-	-	-	-	-	-	-	-	-	-	-	-	2-4	0-4	0-4
14	-	-	-	-	-	-	-	-	-	-	-	-	0-4	0-4	0-4
15	-	-	-	-	-	-	-	-	-	-	-	-	0-4	0-4	0-4
16	-	-	-	-	-	-	-	-	-	-	-	-	0-4	0-4	0-4
Opening Round	-	4-4	-	-	-	-	-	-	-	-	-	-	-	-	-
Unseeded	-	-	-	-	-	-	-	-	-	-	-	20-32	-	-	-
TOTALS	31-31	35-35	31-31	31-31	39-39	39-39	39-39	47-47	47-47	47-47	47-47	47-47	63-63	63-63	63-63

*Only four teams seeded in each region

Seed #	97	98	99	00	01	02	03	04	05	W	L	PCT.	Women's Final Four Appearances		
													1st	2nd	Tied 3rd
1	14-4	9-3	15-3	17-3	14-3	18-3	18-3	13-4	16-4	312	79	.798	17	14	19
2	9-4	11-4	8-4	12-4	7-4	8-4	13-4	11-3	14-3	228	91	.715	5	4	14
3	11-3	11-4	15-4	9-4	12-4	9-4	4-4	7-4	8-4	168	94	.641	2	4	4
4	7-4	9-4	9-4	5-4	7-4	8-4	5-4	7-4	4-4	135	96	.584	0	2	5
5	5-4	4-4	4-4	5-4	8-4	2-4	7-4	5-4	5-4	80	92	.465	0	0	1
6	8-4	2-4	2-4	2-4	5-4	3-4	6-4	5-4	5-4	70	92	.432	0	0	2
7	4-4	2-4	2-4	2-4	2-4	6-4	4-4	6-4	2-4	57	92	.383	0	0	1
8	3-4	1-4	3-4	1-4	1-4	1-4	3-4	2-4	1-4	44	92	.324	0	0	1
9	1-4	7-4	1-4	3-4	3-4	3-4	1-4	2-4	3-4	41	76	.350	0	0	1
10	0-4	2-4	2-4	2-4	3-4	1-4	0-4	1-4	2-4	32	76	.296	0	0	0
11	0-4	2-4	2-4	3-4	1-4	2-4	2-4	2-4	0-4	23	64	.264	0	0	0
12	1-4	2-4	0-4	1-4	0-4	2-4	0-4	1-4	1-4	15	64	.190	0	0	0
13	0-4	0-4	0-4	1-4	0-4	0-4	0-4	1-4	2-4	6	48	.111	0	0	0
14	0-4	0-4	0-4	0-4	0-4	0-4	0-4	0-4	0-4	0	48	.000	0	0	0
15	0-4	0-4	0-4	0-4	0-4	0-4	0-4	0-4	0-4	0	48	.000	0	0	0
16	0-4	1-4	0-4	0-4	0-4	0-4	0-4	0-4	0-4	1	48	.002	0	0	0
Opening Round	-	-	-	-	-	-	-	-	-	4	4	.500	0	0	0
Unseeded	-	-	-	-	-	-	-	-	-	20	32	.385	0	0	0
TOTALS	63-63	63-63	63-63	63-63	63-63	63-63	63-63	63-63	63-63	1,236	1,236	.500	24	24	48

How the Seeds Fared

Seed #	1st	2nd	RSF	RF	NSF	CH
1	63-1	87-8	70-18	49-21	32-17	17-15
2	76-0	84-12	41-43	17-24	9-8	5-4
3	71-5	52-39	28-24	9-19	6-3	2-4
4	56-8	58-30	13-45	6-7	2-4	0-2
5	56-28	23-45	2-21	1-1	0-1	
6	53-31	16-50	6-10	2-4	0-2	
7	49-47	5-44	3-2	1-2	0-1	
8	39-53	3-36	1-2	1-0	0-1	
9	39-41	2-37	1-1	1-0	0-1	
10	26-38	3-23	1-2	0-1		
11	18-46	5-13	0-5			
12	15-49	1-14	0-1			
13	4-44	2-2	0-2			
14	0-48					
15	0-48					
16	1-47	0-1				

Individual Statistical Leaders

Highest Scoring Average

Year	Player, Institution	G	FG	3FG	FT	Pts.	Avg.
1982	Lorri Bauman, Drake	3	36	0	42	110	36.7
1983	LaTaunya Pollard, Long Beach St.	3	35	0	18	88	29.3
1984	Janice Lawrence, Louisiana Tech	4	45	0	22	112	28.0
1985	Tori Harrison, Louisiana Tech	3	33	0	5	71	23.7
1986	Wanda Ford, Drake	2	27	0	13	67	33.5
1987	Cindy Brown, Long Beach St.	4	41	0	27	109	27.2
1988	Michelle Edwards, Iowa	3	33	0	12	78	26.0
1989	Bridgette Gordon, Tennessee	5	53	0	28	134	26.8
1990	Delmonica DeHorney, Arkansas	4	42	0	26	110	27.5
1991	Kerry Bascom, Connecticut	4	35	8	20	98	24.5
1992	Kim Pehlke, Western Ky.	5	40	15	19	114	22.8
1993	Sheryl Swoopes, Texas Tech	5	56	8	57	177	35.4
1994	Jodi Brooks, Seton Hall	3	27	1	17	74	24.7
1995	Darlene Saar, George Washington	3	28	0	14	70	23.3
1996	Sheri Sam, Vanderbilt	4	47	5	14	113	28.3
1997	Katryna Gaiher, Notre Dame	5	50	0	32	132	26.4
1998	Chamique Holdsclaw, Tennessee	6	64	0	30	158	26.3
1999	Becky Hammon, Colorado St.	3	15	8	40	78	26.0
2000	LaNeisha Caufield, Oklahoma	3	26	1	18	71	23.7
2001	Jackie Stiles, Missouri St.	5	46	6	42	140	28.0
2002	Chantelle Anderson, Vanderbilt	4	32	0	35	99	24.8
2003	Diana Taurasi, Connecticut	6	53	20	31	157	26.2
2004	Seimone Augustus, LSU	5	55	2	9	121	24.2
2005	Cappie Pondexter, Rutgers	4	35	11	15	96	24.0

Most Total Points

Year	Player, Institution	G	FG	3FG	FT	Pts.	Avg.
1982	Lorri Bauman, Drake	3	36	0	38	110	36.7
1983	Janice Lawrence, Louisiana Tech	5	41	0	32	114	22.8
1984	Mary Ostrowski, Tennessee	5	43	0	27	113	22.6
1985	Lillie Mason, Western Ky.	4	34	0	25	93	23.3
1986	Clarissa Davis, Texas	5	43	0	17	103	20.6
1987	Bridgette Gordon, Tennessee	5	41	0	29	111	22.2
1988	Penny Toler, Long Beach St.	4	41	0	17	99	24.8
1989	Bridgette Gordon, Tennessee	5	53	0	28	134	26.8
1990	Delmonica DeHorney, Arkansas	4	42	0	26	110	27.5
	Trisha Stevens, Stanford	5	46	0	18	110	22.0
1991	Kerry Bascom, Connecticut	4	35	8	20	98	24.5
1992	Kim Pehlke, Western Ky.	5	40	15	19	114	22.8
1993	Sheryl Swoopes, Texas Tech	5	56	8	57	177	35.4
1994	Tonya Sampson, North Carolina	6	42	12	28	124	20.7
1995	Dana Johnson, Tennessee	6	41	0	34	116	19.3
1996	Sheri Sam, Vanderbilt	4	47	5	14	113	28.3
	Saudia Roundtree, Georgia	6	39	3	32	113	18.8
1997	Chamique Holdsclaw, Tennessee	6	59	0	18	136	22.7
1998	Chamique Holdsclaw, Tennessee	6	64	0	30	158	26.3
1999	Ukari Figgs, Purdue	6	30	14	34	108	18.0
2000	Tamika Catchings, Tennessee	6	37	8	17	99	16.5
2001	Jackie Stiles, Missouri St.	5	46	6	42	140	28.0
2002	LaNeisha Caufield, Oklahoma	6	35	8	34	112	18.7
2003	Diana Taurasi, Connecticut	6	53	20	31	157	26.2
2004	Seimone Augustus, LSU	5	55	2	9	121	24.2
2005	Sophia Young, Baylor	6	54	0	30	138	23.0

Highest Field-Goal Percentage

Year	Player, Institution	G	FG	FGA	Pct.
1982	Janice Lawrence, Louisiana Tech	5	32	47	68.1
1983	Pam McGee, Southern California	5	42	59	71.2
1984	Janice Lawrence, Louisiana Tech	4	45	67	67.2
1985	Katrina McClain, Georgia	5	32	46	69.6
1986	Wanda Ford, Drake	2	27	42	64.3
1987	Clarissa Davis, Texas	4	38	61	62.3
1988	Vicky Bullet, Maryland	3	26	40	65.0
1989	Jennifer Azzi, Stanford	3	23	35	65.7
1990	Delmonica DeHorney, Arkansas	4	42	57	73.7
1991	Barbara Hickey, Lamar	3	23	35	65.7
1992	Jessie Hicks, Maryland	3	15	21	71.4
1993	Heather Burge, Virginia	3	27	40	67.5
1994	Kara Wolters, Connecticut	4	30	41	73.1
1995	Sarah Smith, Alabama	3	15	21	71.4
1996	Kim Calhoun, Penn St.	3	16	23	69.6
1997	Kara Wolters, Connecticut	4	25	39	64.1
1998	Peppi Brown, Duke	4	22	30	73.3
1999	Michelle VanGorp, Duke	6	39	54	72.2



When Michigan State's Lindsay Bowen (20) was on offense during the 2005 tournament, she was often nailing three-point field-goal attempts. Bowen led all players in last year's championship with 17 treys.

Photo by Jay Clendenin/NCAA Photos

Year	Player, Institution	G	FG	FGA	Pct.
2000	Hamchetou Maiga, Old Dominion	3	24	37	64.9
2001	Alana Beard, Duke	3	25	37	67.6
2002	Nicole Ohlde, Kansas St.	3	20	28	71.4
2003	Jordan Adams, New Mexico	3	25	44	56.8
	Aiysha Smith, LSU	4	21	37	56.8
2004	Ashley Earley, Vanderbilt	3	17	26	65.4
2005	LaToya Davis, Texas Tech	3	18	26	69.2

Highest Three-Point Field-Goal Percentage

Year	Player, Institution	G	3FG	3FGA	Pct.
1988	Dona Holt, Virginia	3	7	14	50.0
1989	Jennifer Azzi, Stanford	3	9	11	81.8
1990	Amber Nicholas, Arkansas	4	11	15	73.3
1991	Brenda Hatchett, Lamar	3	14	28	50.0
1992	Kim Pehlke, Western Ky.	5	15	27	55.6
1993	Melody Howard, Missouri St.	3	8	12	66.7
1994	Madonna Thompson, Alabama	5	8	15	53.3
1995	Jennifer Howard, North Carolina St.	3	12	19	63.2
1996	Nykesha Sales, Connecticut	5	8	10	80.0
1997	Abby Conklin, Connecticut	6	12	20	60.0
1998	Talatha Bingham, Florida	3	7	11	63.6
1999	Jacque Johnson, Colorado St.	3	9	9	100.0
2000	Amber Tarr, Texas Tech	4	9	14	64.3
2001	Jennifer Parr, Xavier	4	4	7	63.6
2002	Kendra Wecker, Kansas St.	3	6	9	66.7
2003	Mandi Moore, New Mexico	3	11	17	64.7
2004	Jamie Carey, Texas	3	14	21	66.7
2005	Sebnem Kimyacioglu, Stanford	4	9	14	64.3

Most Three-Point Field Goals

Year	Player, Institution	G	3FG	3FGA
1988	Mozell Brooks, Stephen F. Austin	2	10	16
1989	Jennifer Azzi, Stanford	3	9	11
1990	Jennifer Azzi, Stanford	5	14	30
1991	Brenda Hatchett, Lamar	4	14	28
1992	Molly Goodenbour, Stanford	5	18	39
1993	Audrey Burcy, Ohio St.	5	13	32
1994	Betsy Harris, Alabama	5	20	40
1995	Monick Foote, Virginia	4	15	30
1996	Kedra Holland, Georgia	6	13	34
1997	Belh Morgan, Notre Dame	5	15	32
1998	Lisa Griffith, Arizona	3	14	26
1999	Ukari Figgs, Purdue	6	14	37
2000	Sue Bird, Connecticut	6	14	29
2001	Nicole Levandusky, Xavier	4	18	42
2002	Sue Bird, Connecticut	6	14	32
2003	Diana Taurasi, Connecticut	6	20	44
2004	Diana Taurasi, Connecticut	6	17	46
2005	Lindsay Bowen, Michigan St.	6	17	41

THE TOURNAMENT

Highest Free-Throw Percentage

Year	Player, Institution	G	FT	FTA	Pct.
1982	Lorri Bauman, Drake	3	38	42	90.5
1983	Jennifer White, Louisiana Tech	5	10	10	100.0
1984	Medina Dixon, Old Dominion	4	3	3	100.0
1985	Chana Perry, La.-Monroe	4	16	19	84.2
1986	Betsy Witman, James Madison	3	12	13	92.3
1987	Angie McClellan, Illinois	2	10	11	90.9
1988	Laurie Carter, Virginia	3	14	14	100.0
1989	Shameil Coleman, Long Beach St.	3	8	8	100.0
1990	Amber Nicholas, Arkansas	4	11	15	73.3
1991	Jodi Fisher, Oklahoma St.	3	10	10	100.0
1992	Kim Gessig, Southern California	3	8	8	100.0
1993	Shelly Sheetz, Colorado	3	8	8	100.0
1994	Jodi Brooks, Seton Hall	3	17	18	94.4
1995	Niesa Johnson, Alabama	3	18	19	94.7
1996	Julie Lake, Texas Tech	3	11	11	100.0
1997	Kate Starbird, Stanford	5	17	17	100.0
1998	Nicole Erickson, Duke	4	14	14	100.0
1999	Tomora Young, Rutgers	3	6	6	100.0
2000	Becky Hammon, Colorado St.	3	40	47	85.1
2001	Ashley McElhiney, Vanderbilt	4	10	10	100.0
2002	Sue Bird, Connecticut	6	20	20	100.0
2003	Corrin Von Wald, Minnesota	3	19	22	90.5
2004	Shanna Zolman, Tennessee	6	12	12	100.0
2005	Kristal Tharp, Liberty	3	10	10	100.0

Highest Rebound Average

Year	Player, Institution	G	Rbs.	Avg.
1982	Paula McGee, Southern California	3	36	12.0
1983	Anne Donovan, Old Dominion	4	53	13.3
1984	Medina Dixon, Old Dominion	3	40	13.3
1985	Tracy Claxton, Old Dominion	5	72	14.4
1986	Wanda Ford, Drake	2	30	15.0
1987	Sue Wicks, Rutgers	3	39	13.0
1988	Franthes Price, Iowa	3	42	14.0
	Shanda Berry, Iowa	3	42	14.0
1989	Pauline Jordan, UNLV	3	43	14.0
1990	Venus Lacy, Louisiana Tech	4	48	12.0
1991	Daedra Charles, Tennessee	5	67	13.4
1992	Natalie Williams, UCLA	3	39	13.0
1993	Sheryl Swoopes, Texas Tech	5	48	9.6
1994	Charlotte Smith, North Carolina	5	69	13.8
1995	Wendy Palmer, Virginia	4	60	15.0
1996	La'Keisha Frett, Georgia	6	64	10.7
1997	Katryna Gaiither, Notre Dame	5	61	12.2
1998	Nyree Roberts, Old Dominion	3	39	13.0
1999	Maylana Martin, UCLA	4	41	10.3
2000	Hamchetou Maiga, Old Dominion	3	37	12.3
2001	Caton Hill, Oklahoma	3	36	12.0
2002	Jennifer Leitner, Brigham Young	3	37	12.3
2003	Cheryl Ford, Louisiana Tech	3	42	14.0
2004	Janel McCarville, Minnesota	5	75	15.0
2005	Janel McCarville, Minnesota	3	40	13.3

Most Total Rebounds

Year	Player, Institution	G	Rbs.	Avg.
1982	Debra Walker, Cheyney	5	44	8.8
1983	Cheryl Miller, Southern California	5	59	11.8
1984	Mary Ostrowski, Tennessee	5	59	11.8
1985	Tracy Claxton, Old Dominion	5	72	14.4
1986	Clarissa Davis, Texas	5	56	11.2
1987	Sheila Frost, Tennessee	5	45	9.0
1988	Nora Lewis, Louisiana Tech	5	52	10.4
1989	Venus Lacy, Louisiana Tech	4	54	13.5
1990	Venus Lacy, Louisiana Tech	4	48	12.0
1991	Daedra Charles, Tennessee	5	67	13.4
1992	Val Whiting, Stanford	5	58	11.6
1993	Sheryl Swoopes, Texas Tech	5	48	9.6
1994	Charlotte Smith, North Carolina	5	69	13.8
1995	Wendy Palmer, Virginia	4	60	15.0
1996	La' Keshia Frett, Georgia	6	64	10.7
1997	Katryna Gaiither, Notre Dame	5	61	12.2
1998	Chamique Holdsclaw, Tennessee	6	63	10.5
1999	Monica Maxwell, Louisiana Tech	5	42	8.4
2000	Tamika Catchings, Tennessee	6	59	9.8
2001	Swin Cash, Connecticut	5	56	11.2
2002	Tamika Williams, Connecticut	6	53	8.8
2003	Gwen Jackson, Tennessee	6	60	10.0

Year	Player, Institution	G	Rbs.	Avg.
2004	Janel McCarville, Minnesota	5	75	15.0
2005	Liz Shimek, Michigan St.	6	57	9.5

Most Assists

Year	Player, Institution	G	Asts.
1985	Teresa Edwards, Georgia	5	32
1986	Kamie Ethridge, Texas	5	37
1987	Teresa Weatherspoon, Louisiana Tech	5	42
1988	Teresa Weatherspoon, Louisiana Tech	5	39
1989	Ruthie Bolton, Auburn	5	35
1990	Jennifer Azzi, Stanford	5	35
1991	Dawn Staley, Virginia	5	40
1992	Tina Robbins, Missouri St.	5	29
1993	Audrey Burcy, Ohio St.	5	23
1994	Niesa Johnson, Alabama	5	38
1995	Michelle Marciniak, Tennessee	6	39
1996	Saudia Roundtree, Georgia	6	39
1997	Ticha Penicheiro, Old Dominion	6	36
1998	LaQuan Stallworth, Louisiana Tech	6	47
1999	Tasha Pointer, Rutgers	5	26
	Hilary Howard, Duke	6	26
2000	Helen Darling, Penn St.	5	44
2001	Niele Ivey, Notre Dame	6	38
2002	Diana Taurasi, Connecticut	6	37
2003	Temeka Johnson, LSU	4	28
2004	Temeka Johnson, LSU	5	50
2005	Temeka Johnson, LSU	5	44

Most Steals

Year	Player, Institution	G	Stls.
1988	Ruthie Bolton, Auburn	5	16
1989	Bridgette Gordon, Tennessee	5	13
1990	Jennifer Azzi, Stanford	5	14
1991	Dawn Staley, Virginia	5	14
1992	Tina Robbins, Missouri St.	5	13
1993	Laurie Aaron, Iowa	4	19
1994	Marion Jones, North Carolina	6	16
1995	Kate Starbird, Stanford	5	17
1996	Latina Davis, Tennessee	6	16
	Michelle Marciniak, Tennessee	6	16
1997	Ticha Penicheiro, Old Dominion	6	22
1998	Ticha Penicheiro, Old Dominion	3	23
1999	Natalie Diaz, Old Dominion	3	19
2000	Marie Ferdinand, LSU	4	17
2001	Katie Douglas, Purdue	6	20
	Niele Ivey, Notre Dame	6	20
2002	Alana Beard, Duke	5	17
2003	Loree Moore, Tennessee	6	13
2004	LaToya Davis, Tennessee	6	12
2005	Kristin Haynie, Michigan St.	6	18

Most Blocked Shots

Year	Player, Institution	G	Blks.
1988	Erica Westbrook, Louisiana Tech	5	8
1989	Dee Dee Franklin, LSU	2	12
1990	Venus Lacy, Louisiana Tech	4	12
1991	Heather Burge, Virginia	5	9
	Daedra Charles, Tennessee	5	9
1992	Heidi Gillingham, Vanderbilt	3	13
1993	Kristine Grazzini, UC Santa Barb.	2	8
1994	Lisa Leslie, Southern California	4	13
	Rebecca Lobo, Connecticut	4	13
	Yolanda Watkins, Alabama	5	13
1995	Rebecca Lobo, Connecticut	6	22
1996	Tracy Henderson, Georgia	6	17
1997	Tajama Abraham, George Washington	4	18
1998	Teresa Geter, Tennessee	6	18
1999	Ayana Walker, Louisiana Tech	5	12
2000	Kelly Schumacher, Connecticut	6	16
2001	Ruth Riley, Notre Dame	6	19
2002	Asjha Jones, Connecticut	6	18
2003	Jordan Adams, New Mexico	3	17
2004	Janel McCarville, Minnesota	5	10
	Ashley Robinson, Tennessee	6	10
2005	Alison Bales, Duke	4	16

Tournament Scoring Leaders

Category leader indicated by (*)

1982 TOURNAMENT SCORING LEADERS

Player, Institution	G	FG	FGA	Pct.	FT	FTA	Pct.	Reb.	Avg.	PF	Pts.	Avg.
Lorri Bauman, Drake	3	36	66	54.5	*38	*42	90.5	25	8.3	8	*110	*36.7
Pam Kelly, Louisiana Tech	5	38	57	66.7	23	33	69.7	39	7.8	13	99	19.8
Valerie Walker, Cheyney	5	*40	*84	47.6	13	18	72.2	31	6.2	13	93	18.6
Janice Lawrence, Louisiana Tech	5	32	47	*68.1	22	33	66.7	31	6.2	*17	86	17.2
Yolanda Laney, Cheyney	5	35	69	50.7	13	21	61.9	22	4.4	15	83	16.6
Paula McGee, Southern California	3	31	56	55.4	15	19	78.9	36	*12.0	9	77	25.7
Rosetta Guilford, Cheyney	5	28	65	43.1	17	25	68.0	23	4.6	13	73	14.6
Paula Towns, Tennessee	4	24	43	55.8	24	31	77.4	33	8.3	16	72	18.0
Jasmina Perazic, Maryland	4	28	50	56.0	15	16	*93.8	15	3.8	13	71	17.8
Valerie Still, Kentucky	3	31	51	60.8	8	16	50.0	36	*12.0	9	70	23.3

1983 TOURNAMENT SCORING LEADERS

Player, Institution	G	FG	FGA	Pct.	FT	FTA	Pct.	Reb.	Avg.	PF	Pts.	Avg.
Janice Lawrence, Louisiana Tech	5	41	77	53.2	*32	*44	72.8	45	9.0	*19	*114	22.8
Cheryl Miller, Southern California	5	39	*84	46.4	33	42	73.8	*59	11.8	*19	109	21.8
Anne Donovan, Old Dominion	4	38	60	63.3	19	25	76.0	53	*13.3	13	95	23.8
Pam McGee, Southern California	5	*42	59	*71.2	11	23	47.8	43	8.6	*19	95	19.0
Janet Harris, Georgia	4	35	62	56.5	19	28	67.9	36	9.0	12	89	19.8
LaTaunya Pollard, Long Beach St.	3	35	64	54.7	18	24	75.0	22	7.3	12	88	*29.3
Paula McGee, Southern California	5	37	67	55.2	4	8	50.0	54	10.8	10	78	15.6
Medina Dixon, Old Dominion	4	34	63	54.0	3	3	100.0	24	6.0	12	71	17.8
Kahadeejah Herbert, Penn St.	3	23	38	60.5	17	23	73.9	21	7.0	11	63	21.0
Helen Malone, Old Dominion	4	29	56	51.8	5	7	71.4	20	5.0	12	63	15.8

1984 TOURNAMENT SCORING LEADERS

Player, Institution	G	FG	FGA	Pct.	FT	FTA	Pct.	Reb.	Avg.	PF	Pts.	Avg.
Mary Ostrowski, Tennessee	5	43	75	57.3	*27	*30	90.0	*59	11.8	12	*113	22.6
Janice Lawrence, Louisiana Tech	4	*45	67	*67.2	22	24	*92.0	36	9.0	13	112	*28.0
Cheryl Miller, Southern California	5	38	69	55.1	18	26	69.2	48	9.6	12	94	18.8
Margaret Diaz, Cheyney	4	35	84	41.7	17	20	85.0	29	7.3	9	87	21.8
Yolanda Laney, Cheyney	4	33	*89	37.1	20	23	87.0	45	11.3	13	86	21.5
Paula McGee, Southern California	5	34	56	60.7	14	22	63.6	35	7.0	*18	82	16.4
Medina Dixon, Old Dominion	3	34	62	54.8	13	16	81.3	40	*13.3	9	81	27.0
Tanya Haave, Tennessee	5	32	74	43.2	14	19	73.7	29	5.8	16	78	15.6
Pam Gant, Louisiana Tech	4	34	57	59.6	8	11	72.7	15	3.8	5	76	19.0
Pam McGee, Southern California	5	34	63	54.0	5	13	38.5	53	10.6	14	73	14.6

1985 TOURNAMENT SCORING LEADERS

Player, Institution	G	FG	FGA	Pct.	FT	FTA	Pct.	Reb.	Avg.	PF	Pts.	Avg.
Lillie Mason, Western Ky.	4	34	56	60.7	25	32	78.1	42	10.5	15	*93	23.3
Lisa Ingram, La.-Monroe	4	36	78	46.2	20	29	69.0	53	13.3	14	92	23.0
Janet Harris, Georgia	5	*41	69	54.9	9	17	52.9	37	7.4	15	91	18.2
Teresa Edwards, Georgia	5	39	79	49.4	13	17	76.5	18	3.6	17	91	18.2
Chana Perry, La.-Monroe	4	33	64	51.6	16	19	*84.2	48	12.0	10	82	20.5
Katrina McClain, Georgia	5	32	46	*69.6	15	22	68.2	44	8.8	*20	79	15.8
Eun Jung Lee, La.-Monroe	4	24	65	37.0	*26	*36	72.2	12	3.0	7	74	18.5
Tracy Claxton, Old Dominion	5	31	67	46.3	12	20	60.0	*72	*14.4	12	74	14.8
Medina Dixon, Old Dominion	5	33	*80	41.3	7	12	58.3	47	9.4	14	73	14.6
Tori Harrison, Louisiana Tech	3	33	54	61.1	5	11	45.5	31	10.3	11	71	*23.7

1986 TOURNAMENT SCORING LEADERS

Player, Institution	G	FG	FGA	Pct.	FT	FTA	Pct.	Reb.	Avg.	PF	Pts.	Avg.
Clarissa Davis, Texas	5	*43	67	64.2	17	22	77.3	*56	11.2	6	*103	20.6
Cynthia Cooper, Southern California	5	38	*70	54.3	19	22	86.4	21	4.2	17	95	19.0
Cheryl Miller, Southern California	4	28	53	52.8	*28	*33	84.8	39	9.8	16	84	21.0
Fran Harris, Texas	5	31	56	55.4	19	24	79.2	20	4.0	7	81	16.2
Lillie Mason, Western Ky.	4	25	44	56.8	*28	31	90.3	41	10.3	5	78	19.5
Wanda Ford, Drake	2	27	42	*64.3	13	20	65.0	30	*15.0	3	67	*33.5
Bridgette Gordon, Tennessee	4	28	62	45.2	11	16	68.8	22	5.5	3	67	16.8
Clemette Haskins, Western Ky.	4	25	51	49.0	15	22	68.2	15	3.8	33	65	16.3
Jennifer Gillom, Mississippi	3	28	55	50.9	8	13	61.5	29	9.7	0	64	21.3
Teresa Edwards, Georgia	2	23	42	54.8	16	19	84.2	11	5.5	10	62	31.0

1987 TOURNAMENT SCORING LEADERS

Player, Institution	G	FG	FGA	Pct.	FT	FTA	Pct.	Reb.	Avg.	PF	Pts.	Avg.
Bridgette Gordon, Tennessee	5	41	84	48.8	*29	34	85.3	*41	8.2	9	*111	22.2
Cindy Brown, Long Beach St.	4	41	78	52.6	27	37	73.0	40	10.0	11	109	*27.2
Penny Toler, Long Beach St.	4	*47	*89	52.8	7	11	63.6	13	3.2	23	101	25.2
Nora Lewis, Louisiana Tech	5	39	74	52.7	19	28	67.8	31	6.2	8	97	19.4
Tori Harrison, Louisiana Tech	5	40	75	53.3	14	27	51.8	34	6.8	3	94	18.8
Clarissa Davis, Texas	4	38	61	62.3	14	18	77.8	35	8.8	5	90	22.5
Sue Wicks, Rutgers	3	26	49	53.1	28	*38	73.7	39	*13.0	5	80	26.7
Beverly Williams, Texas	4	32	48	*66.7	10	13	76.9	18	4.5	11	74	18.5
Tonya Edwards, Tennessee	5	21	52	40.3	24	37	67.6	27	5.4	17	67	13.4
Teresa Weatherspoon, Louisiana Tech	5	23	49	46.9	19	22	*86.4	27	5.4	*42	65	13.0

1988 TOURNAMENT SCORING LEADERS

Player, Institution	G	FG-FGA	Pct.	3FG-3FGA	Pct.	FT-FTA	Pct.	Reb.-Avg.	Ast.	Pts.-Avg.
Penny Toler, Long Beach St.	4	*41*85	48.2	0-1	00.0	7-24	70.8	20-5.0	16	*99-24.8
Erica Westbrook, Louisiana Tech	5	37-64	57.8	0-0	00.0	12-19	63.2	26-5.2	2	86-17.2
Diann McNeil, Auburn	5	30-61	49.2	5-8	62.5	13-17	76.5	36-7.2	11	78-15.6
Michelle Edwards, Iowa	3	33-61	54.1	0-0	00.0	12-19	63.2	13-4.3	17	78*26.0
Bridgette Gordon, Tennessee	4	33-56	58.9	0-0	00.0	10-17	58.8	27-6.8	9	76-19.0
Ruthie Bolton, Auburn	5	31-56	55.4	2-3	66.7	10-11	90.9	20-4.0	32	74-14.8
Venus Lacy, Louisiana Tech	5	27-54	50.0	0-0	00.0	11-18	61.1	46-9.2	4	65-13.0
Vickie Orr, Auburn	5	28-59	47.5	0-0	00.0	9-12	75.0	29-5.8	4	65-13.0
Teresa Weatherspoon, Louisiana Tech	5	22-39	56.4	2-5	40.0	*18*27	66.7	20-4.0	*39	64-12.8
Vicky Bullett, Maryland	3	26-40	*65.0	0-0	00.0	12-13	92.3	27-9.0	6	64-21.3
Doreatha Conwell, Texas	3	27-52	51.9	0-0	00.0	10-17	58.8	36-12.0	3	64-21.3

1989 TOURNAMENT SCORING LEADERS

Player, Institution	G	FG-FGA	Pct.	3FG-3FGA	Pct.	FT-FTA	Pct.	Reb.-Avg.	Ast.	Pts.-Avg.
Bridgette Gordon, Tennessee	5	*53*92	57.6	0-1	00.0	*28*36	77.8	52-10.4	8	*134*26.8
Deanna Tate, Maryland	4	44-84	52.4	1-5	20.0	17-18	94.4	13-3.3	18	106-26.5
Venus Lacy, Louisiana Tech	4	38-70	54.3	0-0	00.0	27-41	65.9	*54-13.5	2	103-25.8
Vickie Orr, Auburn	5	36-65	55.4	0-0	00.0	19-26	73.1	49- 9.8	2	91-18.2
Vicky Bullett, Maryland	4	33-73	45.2	0-1	00.0	20-24	83.3	42-10.5	6	86-21.5
Nora Lewis, Louisiana Tech	4	26-59	44.1	0-0	00.0	20-26	76.9	47-11.8	3	72-18.0
Sheila Frost, Tennessee	5	26-50	52.0	0-0	00.0	16-20	80.0	44-8.8	2	68-13.6
Clarissa Davis, Texas	3	27-51	52.9	2-2	100.0	12-22	54.5	25-8.3	1	68-22.7
Pauline Jordan, UNLV	3	24-47	51.1	0-0	00.0	17-25	68.0	*43-14.3	5	65-21.7
Linda Godby, Auburn	5	28-45	62.2	0-0	00.0	7-9	77.8	18-3.6	0	63-12.6

1990 TOURNAMENT SCORING LEADERS

Player, Institution	G	FG-FGA	Pct.	3FG-3FGA	Pct.	FT-FTA	Pct.	Reb.-Avg.	Ast.	Pts.-Avg.
Trisha Stevens, Stanford	5	*46*83	55.4	0-1	00.0	18-23	78.3	33-6.6	6	*110-22.0
Delmonica DeHorney, Arkansas	4	42-57	*73.7	0-0	00.0	26-36	72.2	29-7.3	0	*110*27.5
Carolyn Jones, Auburn	5	27-64	42.2	10-18	55.6	*41*46	89.1	38-7.6	9	105-21.0
Dawn Staley, Virginia	4	35-65	53.8	5-15	33.3	24-29	82.8	27-6.8	15	99-24.8
Venus Lacy, Louisiana Tech	4	37-63	58.7	1-3	33.3	20-32	62.5	*48-12.0	1	95-23.8
Evelyn Thompson, Auburn	5	30-70	42.9	2-3	66.7	14-22	63.6	11-2.2	15	76-15.2
Katy Steding, Stanford	5	23-57	40.4	12-27	44.4	15-20	75.0	36-7.2	18	73-14.6
Sonja Henning, Stanford	5	21-41	51.2	1-3	33.3	26-35	74.3	27-5.4	30	69-13.8
Linda Godby, Auburn	5	30-45	66.7	0-1	00.0	7-10	70.0	21-4.2	0	67-13.4
Wendy Scholtens, Vanderbilt	3	25-37	67.6	0-0	00.0	16-20	80.0	26-8.7	7	66-22.0
Vicki Hall, Texas	3	26-51	51.0	4-11	36.4	10-15	66.7	26-8.7	2	66-22.0

1991 TOURNAMENT SCORING LEADERS

Player, Institution	G	FG-FGA	Pct.	3FG-3FGA	Pct.	FT-FTA	Pct.	Reb.-Avg.	Ast.	Pts.-Avg.
Kerry Bascom, Connecticut	4	*35-61	57.4	8-16	50.0	20-23	87.0	37-9.3	9	*98*24.5
Dawn Staley, Virginia	5	34*80	42.5	5-13	38.5	18-20	90.0	34-6.8	*40	91-18.2
Daedra Charles, Tennessee	5	33-61	54.1	0-0	00.0	*22*36	61.1	*67*13.4	4	88-17.6
Tonya Cardoza, Virginia	5	28-57	49.1	3-5	60.0	16-19	84.2	25-5.0	10	75-15.0
Dena Head, Tennessee	5	25-49	51.0	2-6	33.3	21-34	61.8	20-4.0	15	73-14.6
Val Whiting, Stanford	4	22-63	34.9	0-1	00.0	8-15	53.3	45-11.3	10	68-17.0
Tammi Reiss, Virginia	5	23-50	46.0	5-13	38.5	13-19	68.4	17-3.4	12	64-12.8
Lisa McGill, Oklahoma St.	3	26-50	52.0	0-0	00.0	12-17	70.6	21-7.0	6	64-21.3
Delmonica DeHorney, Arkansas	2	24-33	72.7	0-0	00.0	16-19	84.2	13-6.5	0	64-32.0
Stacey Ford, Georgia	3	26-44	59.1	0-0	00.0	11-15	73.3	24-8.0	3	63-21.0

1992 TOURNAMENT SCORING LEADERS

Player, Institution	G	FG-FGA	Pct.	3FG-3FGA	Pct.	FT-FTA	Pct.	Reb.-Avg.	Ast.	Pts.-Avg.
Kim Pehlke, Western Ky.	5	*40*78	51.3	15-27	55.6	19-24	79.2	9-1.8	22	*114*22.8
Heather Burge, Virginia	4	35-66	53.0	0-0	00.0	16-24	66.7	39-9.8	10	86-21.5
Val Whiting, Stanford	5	30-70	42.9	0-0	00.0	25-31	80.6	*58-11.6	8	82-16.4
Molly Goodenbour, Stanford	5	26-55	47.3	*18*39	46.2	11-17	64.7	19-3.8	18	81-16.2
Tina Robbins, Missouri St.	5	20-37	54.1	7-9	77.8	24-31	77.4	19-3.8	*29	71-14.2
Melody Howard, Missouri St.	5	20-39	51.3	7-13	53.8	21-25	84.0	14-2.8	9	69-13.8
Rachel Hemmer, Stanford	5	21-45	46.7	0-0	00.0	*26*32	81.3	41-8.2	4	68-13.6
Christy Hedgpeth, Stanford	5	23-52	44.2	10-27	37.0	10-12	83.3	19-3.8	11	66-13.2
Natalie Williams, UCLA	3	26-56	46.4	0-0	00.0	11-16	68.8	39*13.0	5	63-21.0
Tammy Reiss, Virginia	4	19-47	40.4	4-12	33.3	21-23	91.3	15-3.8	11	63-15.8

1993 TOURNAMENT SCORING LEADERS

Player, Institution	G	FG-FGA	Pct.	3FG-3FGA	Pct.	FT-FTA	Pct.	Reb.-Avg.	Ast.	Pts.-Avg.
Sheryl Swoopes, Texas Tech	5	*56*110	50.9	8-16	50.0	*57*61	93.4	*48*9.6	11	*177*35.4
Katie Smith, Ohio St.	5	29-62	46.8	3-8	37.5	29-38	76.3	32-6.4	*23	90-18.0
Averrill Roberts, Ohio St.	5	32-64	50.0	7-20	35.0	15-18	83.3	18-3.6	9	86-17.2
Tia Jackson, Iowa	4	32-56	57.1	2-4	50.0	13-14	92.9	28-7.0	7	79-19.8
Krista Kirkland, Texas Tech	5	26-51	51.0	12-28	42.9	15-23	65.2	29-5.8	19	79-15.8
Audrey Burcy, Ohio St.	5	27-65	41.5	*13*32	40.6	9-14	64.3	32-6.4	*23	76-15.2
Danielle Whitehurst, Louisiana Tech	4	30-54	55.6	0-0	00.0	13-15	86.7	31-7.8	4	73-18.3
Laurie Aaron, Iowa	4	19-46	41.3	3-5	60.0	26-31	83.9	22-5.5	16	67-16.8
Nikki Keyton, Ohio St.	5	24-51	47.1	2-9	22.2	17-23	73.9	31-6.2	7	67-13.4
Heather Burge, Virginia	3	27-40	*67.5	0-0	00.0	12-19	63.2	26-8.7	4	66-22.0

1994 TOURNAMENT SCORING LEADERS

Player, Institution	G	FG-FGA	Pct.	3FG-3FGA	Pct.	FT-FTA	Pct.	Reb.-Avg.	Ast.	Pts.-Avg.
Tonya Sampson, North Carolina	6	42*101	41.6	12-31	38.7	*28*35	80.0	44-7.3	17	*124-20.7
Debra Williams, Louisiana Tech	6	*43-100	43.0	12-30	40.0	14-19	73.4	26-4.3	9	112-18.9
Betsy Harris, Alabama	5	34-67	50.7	*20*40	50.0	15-22	68.2	19-3.8	6	103-20.6

Player, Institution	G	FG-FGA	Pct.	3FG-3FGA	Pct.	FT-FTA	Pct.	Reb.-Avg.	Ast.	Pts.-Avg.
Pam Thomas, Louisiana Tech	6	37-75	49.3	2-3	66.7	20-34	58.8	21-3.5	25	96-16.0
Charlotte Smith, North Carolina	5	36-80	45.0	2-9	22.2	20-32	62.5	*69*13.8	15	94-18.8
Leslie Johnson, Purdue	5	37-56	66.1	0-0	00.0	17-24	70.8	26-5.2	3	91-18.2
Lisa Leslie, Southern California	4	37-66	56.1	0-2	00.0	17-24	70.8	46-11.5	12	91-22.8
Vickie Johnson, Louisiana Tech	6	37-73	50.7	0-2	00.0	13-18	72.2	51-8.5	10	87-14.5
Sylvia Crawley, North Carolina	6	30-61	49.2	0-0	00.0	26-34	76.5	28-4.7	4	86-14.3
Helen Holloway, Penn St.	4	28-58	48.3	6-15	40.0	23-27	85.2	41-10.3	5	85-21.3

1995 TOURNAMENT SCORING LEADERS

Player, Institution	G	FG-FGA	Pct.	3FG-3FGA	Pct.	FT-FTA	Pct.	Reb.-Avg.	Ast.	Pts.-Avg.
Dana Johnson, Tennessee.....	6	41-69	59.4	0-0	00.0	*34*41	82.9	59-9.8	4	*116-19.3
Kara Wolters, Connecticut	6	*45-69	65.2	0-0	00.0	18-25	72.0	37-6.2	5	108-18.0
Rebecca Lobo, Connecticut.....	6	35-74	47.3	5-12	41.7	21-31	67.7	39-6.5	19	96-16.0
La'Keshia Frett, Georgia.....	5	41-73	56.2	0-0	00.0	13-20	65.0	18-3.6	15	95-19.0
Isabelle Fijalkowski, Colorado.....	4	37-57	64.9	0-0	00.0	18-21	85.7	44-11.0	6	92-23.0
Jamelle Elliott, Connecticut	6	27-45	60.0	0-0	00.0	33-37	89.2	47-7.8	15	89-14.8
Nikki McCray, Tennessee.....	6	37-72	51.4	0-1	00.0	15-20	75.0	43-7.2	26	89-14.8
Jennifer Rizzotti, Connecticut.....	6	33-60	55.0	10-23	43.5	13-20	65.0	30-5.0	27	89-14.8
Saudia Roundtree, Georgia	5	33*76	43.4	2-4	50.0	15-18	83.3	22-4.4	35	83-16.6
Kristin Folk, Stanford	5	34-56	60.7	7-12	58.3	5-9	55.6	42-8.4	13	80-16.0

1996 TOURNAMENT SCORING LEADERS

Player, Institution	G	FG-FGA	Pct.	3FG-3FGA	Pct.	FT-FTA	Pct.	Reb.-Avg.	Ast.	Pts.-Avg.
Sheri Sam, Vanderbilt	4	47-71	66.2	5-10	50.0	14-20	70.0	37-9.3	12	*113*28.3
Shalonda Enis, Alabama	3	30-52	57.7	3-6	50.0	20-25	80.0	21-7.0	3	83-27.7
Michi Atkins, Texas Tech	3	24-47	51.1	0-0	00.0	21-29	72.4	24-8.0	7	69-23.0
Katricia Price, Stephen F. Austin	3	25-61	41.0	10-30	33.3	9-14	64.3	10-3.3	3	69-23.0
Tora Suber, Virginia.....	4	27-65	41.5	9-27	33.3	22-27	81.5	16-4.0	9	85-21.3
Dominique Canty, Alabama	3	26-54	48.1	0-0	00.0	12-14	85.7	27-9.0	5	64-21.3
Kate Starbird, Stanford.....	3	37-79	46.8	11-32	34.4	20-21	95.2	26-5.2	12	105-21.0
Nykesha Sales, Connecticut	5	39-77	50.6	8-10	*80.0	12-16	75.0	26-5.2	17	98-19.6
Saudia Roundtree, Georgia	6	39*95	41.1	3-12	25.0	*32*41	78.0	34-5.7	*39	*113-18.8
Alicia Thompson, Texas Tech	3	25-57	43.9	0-2	00.0	5-10	50.0	26-8.7	9	55-18.3

1997 TOURNAMENT SCORING LEADERS

Player, Institution	G	FG-FGA	Pct.	3FG-3FGA	Pct.	FT-FTA	Pct.	Reb.-Avg.	Ast.	Pts.-Avg.
Katryna Gaither, Notre Dame.....	5	50-82	61.0	0-0	00.0	*32*38	82.1	*61*12.2	7	132*26.4
Chamique Holdsclaw, Tennessee	6	*59*108	54.6	0-0	00.0	18-27	66.7	50-8.3	17	*136-22.7
Beth Morgan, Notre Dame.....	5	35-82	42.7	*15*32	46.9	28-37	75.7	33-6.6	11	113-22.6
Tracy Reid, North Carolina.....	3	26-54	48.1	0-1	00.0	12-22	54.5	34-11.3	3	64-21.3
Alisa Burras, Louisiana Tech	3	23-43	53.5	0-0	00.0	15-19	78.9	29-9.7	1	61-20.3
Clarisse Machanguana, Old Dominion	6	50-86	58.1	0-0	00.0	14-22	63.6	57-9.5	9	114-19.0
Shalonda Enis, Alabama	3	22-42	52.4	5-11	45.5	8-8	100.0	29-9.7	7	57-19.0
Noelia Gomez, George Washington	4	36-65	55.4	0-2	00.0	3-5	60.0	29-7.3	7	75-18.8
Murriel Page, Florida	4	33-53	62.3	0-0	00.0	9-19	47.4	47-11.8	4	75-18.8
Tajama Abraham, George Washington	4	31-66	47.0	0-0	00.0	11-20	55.0	40-10.0	1	73-18.3
Kedra Holland-Corn, Georgia.....	4	21-52	40.4	9-28	32.1	22-28	78.6	22-5.5	8	73-18.3

1998 TOURNAMENT SCORING LEADERS

Player, Institution	G	FG-FGA	Pct.	3FG-3FGA	Pct.	FT-FTA	Pct.	Reb.-Avg.	Ast.	Pts.-Avg.
Chamique Holdsclaw, Tennessee	6	*64-131	48.9	0-4	00.0	*30*41	73.2	*63-10.5	16	*158*26.3
Stephanie White, Purdue	4	33-76	43.4	4-17	23.5	25-28	89.3	35-8.8	16	95-23.8
Dominique Canty, Alabama	3	28-59	47.5	0-4	00.0	14-17	82.4	16-5.3	12	70-23.3
Tracy Reid, North Carolina.....	4	31-62	50.0	0-0	00.0	28-39	71.8	45-11.3	10	90-22.5
Adia Barnes, Arizona	3	24-45	53.3	0-1	00.0	15-19	78.9	25-8.3	6	63-21.0
Chasity Melvin, North Carolina St.	5	40-77	51.9	0-0	00.0	23-35	65.7	48-9.6	11	103-20.6
Ukari Figgs, Purdue	4	24-52	46.2	8-21	38.1	26-29	89.7	26-6.5	16	82-20.5
Ashley Berggren, Illinois	3	22-40	55.0	0-2	00.0	17-21	81.0	18-6.0	8	61-20.3
Tomora Young, Rutgers	3	20-50	40.0	10-21	47.6	6-6	100.0	11-3.7	6	56-18.7
Tamika Catchings, Tennessee	6	39-81	48.1	3-17	17.6	*30-40	75.0	52-8.7	17	111-18.5

1999 TOURNAMENT SCORING LEADERS

Player, Institution	G	FG-FGA	Pct.	3FG-3FGA	Pct.	FT-FTA	Pct.	Reb.-Avg.	Ast.	Pts.-Avg.
Becky Hammon, Colorado St.....	3	15-40	37.5	8-23	34.8	*40*47	85.1	10-3.3	20	78*26.0
Chamique Holdsclaw, Tennessee	4	39*82	47.6	0-2	00.0	19-26	73.1	34-8.5	6	97-24.3
Kelly Miller, Georgia	5	38-72	52.8	13-27	48.1	17-23	73.9	39-7.8	24	106-21.2
Amanda Wilson, Louisiana Tech.....	5	*41-64	64.1	1-1	100.0	12-15	80.0	37-7.4	5	95-19.0
Stacy Frese, Iowa St.	4	22-60	36.7	9-30	30.0	23-29	79.3	12-3.0	23	76-19.0
Lucienne Berthieu, Old Dominion	3	22-33	66.7	0-0	00.0	9-17	52.9	28-9.3	2	55-18.3
Ukari Figgs, Purdue	6	30-75	40.0	*14*37	37.8	34-40	85.0	30-5.0	19	*108-18.0
Katie Cronin, Colorado St.	3	17-38	44.7	10-21	47.6	10-13	76.9	21-7.0	2	54-18.0
Natasha Anderson, Clemson	3	22-43	51.2	0-0	00.0	10-18	55.6	24-8.0	4	54-18.0
Angie Braziel, Texas Tech	3	23-50	46.0	0-0	00.0	6-7	85.7	22-7.3	6	52-17.3

2000 TOURNAMENT SCORING LEADERS

Player, Institution	G	FG-FGA	Pct.	3FG-3FGA	Pct.	FT-FTA	Pct.	Reb.-Avg.	Ast.	Pts.-Avg.
LaNeisha Caufield, Oklahoma	3	26-43	60.5	1-3	33.3	18-22	81.8	23-6.0	5	71*23.7
Deanna Jackson, UAB	3	27-55	49.1	2-12	16.7	13-21	61.9	28-9.3	1	69-23.0
Phylesha Whatley, Oklahoma.....	3	24-41	58.5	5-9	55.6	15-16	*93.8	14-4.7	4	68-22.7
Lucienne Berthieu, Old Dominion	3	19-36	52.8	0-0	00.0	22-32	68.8	23-7.7	2	60-20.0
LaQuanda Barksdale, North Carolina	3	20-43	46.5	1-3	33.3	15-18	83.3	29-9.7	4	56-18.7
Hamchetou Maiga, Old Dominion	3	24-37	64.9	0-0	00.0	7-13	53.8	37*12.3	6	55-18.7
Marie Ferdinand, LSU	4	32-58	55.2	0-2	00.0	8-11	72.7	20-5.0	23	72-18.0
Tamicha Jackson, Louisiana Tech	4	27-45	41.5	8-24	33.3	9-12	75.0	14-3.5	11	71-17.8

Player, Institution	G	FG-FGA	Pct.	3FG-3FGA	Pct.	FT-FTA	Pct.	Reb.-Avg.	Ast.	Pts.-Avg.
April Brown, LSU	4	29-53	54.7	7-12	58.3	5-9	55.6	24-6.0	17	70-17.5
Natalie Diaz, Old Dominion	3	21-45	46.7	4-8	50.0	5-11	45.5	19-6.3	13	51-17.0
Telisha Quarles, Virginia	3	18-43	41.9	10-23	43.5	5-6	83.3	15-5.0	7	51-17.0

2001 TOURNAMENT SCORING LEADERS

Player, Institution	G	FG-FGA	Pct.	3FG-3FGA	Pct.	FT-FTA	Pct.	Reb.-Avg.	Ast.	Pts.-Avg.
Jackie Stiles, Missouri St.	5	46*93	49.5	6-17	35.3	42-49	85.7	20-4.0	8	*140*28.0
Ruth Riley, Notre Dame	6	*48-76	63.3	0-0	00.0	*43*54	79.6	54-9.0	8	139-23.2
Angie Welle, Iowa St.	3	29-47	61.7	0-1	00.0	11-13	84.6	30-10.0	5	69-23.0
Alana Beard, Duke	3	25-37	*67.6	1-5	20.0	12-14	85.7	14-4.7	10	63-21.0
Amanda Lassiter, Missouri	3	23-56	41.1	10-20	50.0	5-10	50.0	15-5.0	2	61-20.3
Katie Douglas, Purdue	6	32-78	41.0	12-25	48.0	39-48	81.2	34-5.7	27	115-19.2
Zuzana Klimesova, Vanderbilt	4	32-59	54.2	1-2	50.0	12-17	70.6	40-10.0	20	77-19.2
Nicole Levandusky, Xavier	4	24-55	43.6	*18*42	42.9	9-13	69.2	25-6.2	8	75-18.8
Tara Mitchem, Missouri St.	5	32-54	59.3	8-16	50.0	21-22	95.5	24-4.8	13	93-18.6
Charon Hill, Oklahoma	3	23-41	56.1	2-4	50.0	5-7	71.4	36*12.0	3	53-17.7

2002 TOURNAMENT SCORING LEADERS

Player, Institution	G	FG-FGA	Pct.	3FG-3FGA	Pct.	FT-FTA	Pct.	Reb.-Avg.	Ast.	Pts.-Avg.
Chantelle Anderson, Vanderbilt	4	32-57	56.1	0-0	00.0	*35*39	89.7	42-10.5	5	99*24.8
Kelly Mazzante, Penn St.	3	27-65	41.5	10-28	35.7	9-11	81.8	6-2.0	5	73-24.3
Coretta Brown, North Carolina	3	23-49	46.9	11-26	42.3	9-11	81.8	15-5.0	6	66-22.0
Alana Beard, Duke	4	*43*81	53.1	2-10	20.0	21-26	80.8	31-6.2	15	109-21.8
Nicole Ohlde, Kansas St.	3	20-28	*71.4	0-0	00.0	24-28	85.7	23-7.7	9	64-21.3
Carla Bennett, Drake	3	25-27	67.6	0-0	00.0	14-20	70.0	18-6.0	4	64-21.3
Tanisha Wright, Penn St.	3	24-42	57.1	0-0	00.0	15-18	83.3	9-3.0	10	63-21.0
Laurie Koehn, Kansas St.	3	22-45	48.9	10-26	38.5	9-9	100.0	6-2.0	9	63-21.0
LaNeisha Caufield, Oklahoma	6	35-72	48.6	8-18	44.4	34*39	87.2	29-4.8	16	*112-18.7
Sue Bird, Connecticut	6	38-73	52.1	*15*33	45.5	20-20	*100.0	20-3.3	36	111-18.5

2003 TOURNAMENT SCORING LEADERS

Player, Institution	G	FG-FGA	Pct.	3FG-3FGA	Pct.	FT-FTA	Pct.	Reb.-Avg.	Ast.	Pts.-Avg.
Diana Taurasi, Connecticut	6	*53*96	55.2	*20*44	45.5	31-40	77.5	34-5.7	18	*157*26.2
Tera Bjorklund, Colorado	3	23-44	52.3	0-0	00.0	28-35	80.0	27-3.0	9	74-24.7
Alana Beard, Duke	5	40-78	51.3	5-13	38.5	30-37	81.1	29-5.8	11	115-23.0
Jordan Adams, New Mexico	3	25-44	*56.8	2-5	40.0	14-25	56.0	22-7.3	8	66-22.0
Kelly Mazzante, Penn St.	3	27-54	50.0	10-22	45.5	2-3	66.7	15-5.0	6	66-22.0
Christi Thomas, Georgia	3	25-47	53.2	1-3	33.3	10-17	58.8	28-9.3	0	61-20.3
Heather Schreiber, Texas	5	39-70	55.7	6-20	30.0	12-13	92.3	37-7.4	7	96-19.2
Trina Frierson, Louisiana Tech	3	23-43	53.5	0-0	00.0	11-12	91.7	18-6.0	1	57-19.0
Erika Valek, Purdue	4	28-57	49.1	4-11	36.4	14-15	93.3	13-3.2	12	74-18.5
Plenette Pierson, Texas Tech	4	27-55	49.1	0-0	00.0	19-31	61.3	47-11.8	14	73-18.2

2004 TOURNAMENT SCORING LEADERS

Player, Institution	G	FG-FGA	Pct.	3FG-3FGA	Pct.	FT-FTA	Pct.	Reb.-Avg.	Ast.	Pts.-Avg.
Seimone Augustus, LSU	5	*55*94	58.5	2-5	40.0	9-11	81.8	29-5.8	9	*121*24.2
Erica Smith-Taylor, Louisiana Tech	3	26-48	54.2	9-17	52.9	9-10	90.0	20-6.7	13	70-23.3
Jacqueline Bateast, Notre Dame	3	28-58	48.3	1-5	20.0	9-13	69.2	35-11.7	5	66-22.0
Nicole Powell, Stanford	4	32-67	47.8	9-24	37.5	14-17	82.4	47-11.8	25	87-21.8
Sophia Young, Baylor	3	21-49	42.9	0-0	00.0	18-24	75.0	27-9.0	7	60-20.0
Lindsay Whalen, Minnesota	5	28-75	37.3	6-20	30.0	37-41	90.2	27-5.4	39	99-19.8
Diana Taurasi, Connecticut	6	41-87	47.1	*17*46	37.0	19-25	76.0	27-4.5	28	118-19.7
Janel McCarville, Minnesota	5	32-54	59.3	0-0	00.0	33-41	80.5	*75*15.0	22	97-19.4
Jamie Carey, Texas	3	16-28	57.1	14-21	*66.7	9-10	90.0	9-3.0	7	55-18.3
Heather Schreiber, Texas	3	17-27	63.0	6-14	42.9	12-17	70.6	12-4.0	7	52-17.3

2005 TOURNAMENT SCORING LEADERS

Player, Institution	G	FG-FGA	Pct.	3FG-3FGA	Pct.	FT-FTA	Pct.	Reb.-Avg.	Ast.	Pts.-Avg.
Cappie Pondexter, Rutgers	4	35-65	.538	11-19	.538	15-19	.789	17-4.3	12	96*24.0
Sophia Young, Baylor	6	*54*104	.519	0-0	.000	*30*38	.789	51-8.5	20	*138-23.0
Ivory Latta, North Carolina	4	27-59	.458	12-30	.400	19-25	.760	9-2.3	11	85-21.3
Seimone Augustus, LSU	5	40-87	.460	0-5	.000	20-23	.870	25-5.0	7	100-20.0
Katie Feenstra, Liberty	3	23-41	.561	0-0	.000	14-23	.609	36-12.0	4	60-20.0
Jessica Davenport, Ohio St.	3	21-40	.525	0-0	.000	18-27	.667	34-11.3	5	60-20.0
Candice Wiggins, Stanford	4	22-43	.512	6-14	.429	27-29	.931	22-5.5	10	77-19.3
Tasha Humphrey, Georgia	3	21-47	.447	2-7	.286	10-15	.667	31-10.3	4	54-18.0
Ashley Earley, Vanderbilt	3	22-36	.611	0-0	.000	9-14	.643	19-6.3	9	53-17.7
Monique Currie, Duke	4	22-60	.367	1-8	.125	21-25	.840	30-7.5	16	66-16.5

Entering the NCAA Tournament, These Teams...

...WERE UNDEFEATED (9)

Year	Team (Coach)	Record	How It Did
1986	Texas (Jody Conradt)	29-0	5-0 CHAMPION
1990	Louisiana Tech (Leon Barmore)	29-0	3-1 Final Four—T-Third
1992	Vermont (Cathy Inglesse)	29-0	0-1 First Round
1993	Vermont (Cathy Inglesse)	28-0	0-1 First Round
1995	Connecticut (Geno Auriemma)	29-0	6-0 CHAMPION
1997	Connecticut (Geno Auriemma)	30-0	3-1 Regional Final
1998	Tennessee (Pat Summitt)	33-0	6-0 CHAMPION
	Liberty (Rick Reeves)	28-0	0-1 First Round
2002	Connecticut (Geno Auriemma)	33-0	6-0 CHAMPION

...HAD ONE LOSS (24)

Year	Team (Coach)	Record	How It Did
1982	Louisiana Tech (Sonja Hogg)	30-1	5-0 CHAMPION
1983	Louisiana Tech (Hogg & Barmore)	27-1	4-1 Final Four—Second
1985	Idaho (Pat Dobratz)	28-1	0-1 First Round
	La.-Monroe (Linda Harper)	27-1	3-1 Final Four—T-Third
	Washington (Joyce Sake)	26-1	0-1 First Round
1986	Georgia (Andy Landers)	29-1	1-1 Regional Semifinals
1987	Auburn (Joe Ciampii)	29-1	2-1 Regional Final
	Texas (Jody Conradt)	28-1	3-1 Final Four—T-Third
1988	Montana (Robin Selvig)	28-1	0-1 First Round
	Iowa (Vivian Stringer)	27-1	2-1 Regional Final
1989	Auburn (Joe Ciampii)	28-1	4-1 Final Four—Second
1990	Stanford (Tara VanDerveer)	27-1	5-0 CHAMPION
1991	Penn St. (Rene Portland)	29-1	0-1 First Round
1992	Miami (Fla.) (Ferne Labati)	29-1	1-1 Regional Semifinals
	Virginia (Debbie Ryan)	29-1	3-1 Final Four—T-Third
1994	Tennessee (Pat Summitt)	29-1	2-1 Regional Semifinals
1996	Louisiana Tech (Leon Barmore)	28-1	3-1 Regional Final
1997	Old Dominion (Wendy Larry)	29-1	5-1 Final Four—Second
	Stanford (Tara VanDerveer)	30-1	4-1 Final Four—T-Third
1998	Florida International (Cindy Russo)	28-1	1-1 Second Round
1999	Purdue (Carolyn Peck)	28-1	6-0 CHAMPION
2000	Connecticut (Geno Auriemma)	30-1	6-0 CHAMPION
2003	Connecticut (Geno Auriemma)	31-1	6-0 CHAMPION
	Duke (Gail Goetseniors)	31-1	4-1 Final Four—T-Third

...HAD TWO LOSSES (68)

Year	Team (Coach)	Record	How It Did
1982	Cheyney (Vivian Stringer)	24-2	4-1 Final Four—Second
1983	Texas (Jody Conradt)	28-2	2-1 Regional Final
	Cheyney (Vivian Stringer)	26-2	1-1 Regional Semifinals
	Southern California (Linda Sharp)	25-2	5-0 CHAMPION
1984	Texas (Jody Conradt)	30-2	2-1 Regional Final
	Georgia (Andy Landers)	28-2	2-1 Regional Final
	Central Mich. (Laura Golden)	27-2	0-1 First Round
	Louisiana Tech (Hogg & Barmore)	27-2	3-1 Final Four—T-Third
1985	Mississippi (Van Chancellor)	27-2	2-1 Regional Final
	Texas (Jody Conradt)	27-2	1-1 Regional Semifinals
	Long Beach St. (Joan Bonvicini)	26-2	2-1 Regional Final
	Ohio St. (Tara VanDerveer)	26-2	2-1 Regional Final
1986	Ohio (Amy Pritchard)	26-2	0-1 First Round
	Virginia (Debbie Ryan)	26-2	0-1 First Round
1987	Long Beach St. (Joan Bonvicini)	30-2	3-1 Final Four—T-Third
	Rutgers (Theresa Grentz)	28-2	2-1 Regional Final
	Bowling Green (Fran Voll)	27-2	0-1 First Round
	Southern Ill. (Cindy Scott)	27-2	1-1 Regional Semifinals
	Louisiana Tech (Leon Barmore)	26-2	4-1 Final Four—Second
1988	Texas (Jody Conradt)	30-2	2-1 Regional Final
	Auburn (Joe Ciampii)	28-2	4-1 Final Four—Second
	Tennessee (Pat Summitt)	28-2	3-1 Final Four—T-Third
	Louisiana Tech (Leon Barmore)	27-2	5-0 CHAMPION
	New Mexico St. (Joe McKeown)	26-2	0-1 First Round
1989	Tennessee (Pat Summitt)	30-2	5-0 CHAMPION
	La Salle (John Miller)	27-2	1-1 Second Round
	Maryland (Chris Weller)	26-2	3-1 Final Four—T-Third
	Stanford (Tara VanDerveer)	26-2	2-1 Regional Final
1990	Montana (Robin Selvig)	27-2	0-1 First Round
	UNLV (Jim Bolla)	27-2	0-1 First Round
	Stephen F. Austin (Gary Blair)	27-2	1-1 Regional Semifinals
	Washington (Chris Gobrecht)	26-2	2-1 Regional Final
1991	Western Ky. (Paul Sanderford)	28-2	1-1 Regional Semifinals
	Virginia (Debbie Ryan)	27-2	4-1 Final Four—Second
	Purdue (Lin Dunn)	26-2	0-1 First Round
1992	Mississippi (Van Chancellor)	27-2	2-1 Regional Final
	Missouri St. (Cheryl Burnett)	27-2	4-1 Final Four—T-Third
	Stephen F. Austin (Gary Blair)	27-2	1-1 Regional Semifinals
	Tennessee (Pat Summitt)	27-2	1-1 Regional Semifinals
1993	Tennessee (Pat Summitt)	27-2	2-1 Regional Final
	Vanderbilt (Jim Foster)	27-2	3-1 Final Four—T-Third

1994	Connecticut (Geno Auriemma)	27-2	3-1 Regional Final
	North Carolina (Sylvia Hatchell)	27-2	6-0 CHAMPION
	Penn St. (Rene Portland)	25-2	3-1 Regional Final
1995	Tennessee (Pat Summitt)	29-2	5-1 Final Four—Second
	Colorado (Ceal Barry)	27-2	3-1 Regional Final
	Stanford (Tara Van Derveer)	26-2	4-1 Final Four—T-Third
1996	Old Dominion (Wendy Larry)	27-2	2-1 Regional Semifinals
	Stanford (Marianne Stanley and Amy Tucker)	25-2	4-1 Final Four—T-Third
1997	North Carolina (Sylvia Hatchell)	27-2	2-1 Regional Semifinals
	Portland (Jim Sollars)	27-2	0-1 First Round
1998	Connecticut (Geno Auriemma)	31-2	3-1 Regional Final
	Old Dominion (Wendy Larry)	27-2	2-1 Regional Semifinals
	Youngstown St. (Ed DiGregorio)	27-2	1-1 Second Round
1999	Colorado St. (Tom Collen)	31-2	2-1 Regional Semifinals
	Tennessee (Pat Summitt)	28-2	3-Regional Final
	Louisiana Tech (Leon Barmore)	26-2	4-1 Final Four—T-Third
	Virginia Tech (Bonnie Henrickson)	26-2	2-1 Regional Semifinals
2000	Louisiana Tech (Leon Barmore)	28-2	3-1 Regional Final
2001	Tennessee (Pat Summitt)	29-2	2-1 Regional Semifinals
	Connecticut (Geno Auriemma)	28-2	4-1 Final Four—T-Third
	Notre Dame (Muffet McGraw)	28-2	6-0 CHAMPION
	Xavier (Melanie Balcomb)	28-2	3-1 Regional Final
2002	Stanford (Tara Van Derveer)	30-2	2-1 Regional Semifinals
2003	Louisiana Tech (Kurt Budke)	29-2	2-1 Regional Semifinals
2004	Chattanooga (Wes Moore)	28-2	1-1 Second Round
	Louisiana Tech (Kurt Budke)	27-2	2-1 Regional Semifinals
2005	LSU (Pokey Chapman)	29-2	4-1 Final Four—T-Third
	Stanford (Tara Van Derveer)	29-2	3-1 Regional Final

...HAD A .500 RECORD (2)

Year	Team (Coach)	Record	How It Did
1983	Monmouth (Millon Parker)	14-14	1-1 First Round
1999	Appalachian St. (Barbie Breedlove)	14-14	0-1 First Round

...HAD A LOSING RECORD (3)

Year	Team (Coach)	Record	How It Did
1992	Notre Dame (Muffett McGraw)	14-16	0-1 First Round
1994	Missouri (Joann Rutherford)	12-17	0-1 First Round
2005	Illinois St. (Robin Pingeton)	13-17	0-1 First Round

...HAD A LOSING CONFERENCE RECORD AS AN AT-LARGE SELECTIONS (15)

Year	Team (Coach)	Conf. Record	Overall Record	How It Did
1986	Kentucky (Terry Hall)	4-5	18-10	0-1 First Round
	Vanderbilt (Phil Lee)	4-5	22-8	0-1 Second Round
1987	Vanderbilt (Phil Lee)	4-5	23-9	0-1 Second Round
1989	Mississippi (Van Chancellor)	4-5	21-7	2-1 Regional Final
1990	LSU (Sue Gunter)	4-5	21-8	0-1 First Round
1991	Kentucky (Sharon Fanning)	4-5	20-8	0-1 First Round
	Mississippi (Van Chancellor)	4-5	20-8	0-1 First Round
	Vanderbilt (Ada Gee)	4-5	17-11	2-1 Regional Semifinals
1993	Georgia (Andy Landers)	4-7	20-12	1-1 Second Round
1999	Florida (Carol Ross)	6-8	19-13	0-1 First Round
2001	Arkansas (Gary Blair)	6-8	19-12	1-1 Second Round
	Texas (Jody Conradt)	7-9	20-12	0-1 First Round
2002	Georgia (Andy Landers)	6-8	19-11	0-1 First Round
2004	Missouri (Cindy Stein)	7-9	17-13	0-1 First Round
2005	Virginia Tech (Beth Dunkenberger)	6-8	17-11	0-1 First Round

At-Large Selections History

MOST LOSSES FOR AT-LARGE TEAMS

Team	Year	Won	Lost	Pct.
Monmouth	1983	14	14	.500
North Carolina St.	2004	17	14	.548
Virginia	2003	16	13	.552
Mississippi	2004	17	13	.567
Virginia	2001	18	13	.581
Florida	1999	19	13	.594
Iowa	2004	16	12	.571
Purdue	2005	16	12	.571
Virginia	2002	17	12	.586
UCLA	2004	17	12	.586
Maryland	2004	17	12	.586
Missouri	2004	17	12	.586
Oklahoma	2005	17	12	.586
Nebraska	2000	18	12	.600
North Carolina	2000	18	12	.600
Syracuse	2002	18	12	.600
Miami (Fla.)	2003	18	12	.600
UAB	2000	19	12	.613

Team	Year	Won	Lost	Pct.
Arkansas	2001	19	12	.613
Oklahoma	2003	19	12	.613
Georgia	1993	20	12	.625
Ohio St.	1996	20	12	.625
Vanderbilt	2000	20	12	.625
Texas	2000	21	12	.636

FEWEST WINS FOR AT-LARGE TEAMS

Team	Year	Won	Lost	Pct.
Monmouth	1983	14	14	.500
Stephen F. Austin	1982	15	8	.652
Virginia	2003	16	13	.552
La Salle	1983	16	12	.571
Iowa	2004	16	12	.571
Purdue	2005	16	12	.571
Washington	1993	16	11	.593
Texas	1999	16	11	.593
Purdue	1997	16	10	.615
South Carolina St.	1983	16	7	.696
North Carolina St.	2004	17	14	.548
Mississippi	2004	17	13	.567
Virginia	2002	17	12	.586
Maryland	2004	17	12	.586
Missouri	2004	17	12	.586
UCLA	2004	17	12	.586
Oklahoma	2005	17	12	.586
California	1990	17	11	.607
Ohio St.	1990	17	11	.607
Western Ky.	1990	17	11	.607
Southern California	1991	17	11	.607
Oklahoma St.	1995	17	11	.607
Iowa St.	1997	17	11	.607
Ohio St.	1999	17	11	.607
Maryland	2001	17	11	.607
Oregon	2001	17	11	.607
Clemson	2002	17	11	.607
LSU	2002	17	11	.607
Illinois	2003	17	11	.607
Michigan St.	2003	17	11	.607
Virginia Tech	2005	17	11	.607
Minnesota	1994	17	10	.630
Oregon St.	1994	17	10	.630
Michigan St.	1996	17	10	.630
Northwestern	1997	17	10	.630
Washington	1997	17	10	.630
Georgia	1998	17	10	.630
Iowa	1998	17	10	.630
Arizona	1999	17	10	.630
Iowa	2002	17	10	.630
Oregon	1998	17	9	.654

LOWEST WINNING PERCENTAGE FOR AT-LARGE TEAMS

Team	Year	Won	Lost	Pct.
Monmouth	1983	14	14	.500
North Carolina St.	2004	17	14	.548
Virginia	2003	16	13	.552
Mississippi	2004	17	13	.567
La Salle	1983	16	12	.571
Iowa	2004	16	12	.571
Purdue	2005	16	12	.571
Virginia	2001	18	13	.581
Virginia	2002	17	12	.586
Maryland	2004	17	12	.586
Missouri	2004	17	12	.586
UCLA	2004	17	12	.586
Oklahoma	2005	17	12	.586
Washington	1993	16	11	.593
Texas	1999	16	11	.593
Florida	1999	19	13	.594
Nebraska	2000	18	12	.600
North Carolina	2000	18	12	.600

Team	Year	Won	Lost	Pct.
Miami (Fla.)	2003	18	12	.600
California	1990	17	11	.607
Ohio St.	1990	17	11	.607
Western Ky.	1990	17	11	.607
Southern California	1991	17	11	.607
Oklahoma St.	1995	17	11	.607
Iowa St.	1997	17	11	.607
Ohio St.	1999	17	11	.607
Maryland	2001	17	11	.607
Oregon	2001	17	11	.607
Clemson	2002	17	11	.607
LSU	2002	17	11	.607
Illinois	2003	17	11	.607
Michigan St.	2003	17	11	.607
Virginia Tech	2005	17	11	.607

FEWEST LOSSES FOR TEAMS NOT TO COMPETE IN THE TOURNAMENT

Team (Coach)	Year	Won	Lost	Pct.	How It Did
Oral Roberts (Debbie Yow)	1983	24	0	1.000	2-1 in WNIT
Canisius (Sr. Maria Pares)	1982	24	2	.923	1-3 in AIAW
Holy Cross (Togo Palazzi)	1983	22	2	.917	1-2 in AIAW

MOST WINS FOR TEAMS NOT TO COMPETE IN THE TOURNAMENT

Team (Coach)	Year	Won	Lost	Pct.	How It Did
Valparaiso (Keith Freeman)	2002	26	7	.788	2-1 in WNIT
Hawaii (Vince Goo)	2001	26	8	.765	3-1 in WNIT
Houston (Joe Curl)	2001	26	8	.765	0-1 in WNIT
Oral Roberts (Debbie Yow)	1983	24	0	1.000	2-1 in WNIT
Canisius (Sr. Maria Pares)	1982	24	2	.923	1-3 in AIAW
Tennessee Tech (Bill Worrell)	2001	24	6	.800	No Postseason Play
Siena (Gina Castelli)	2003	24	7	.774	1-1 in WNIT
Ball St. (Tracy Roller)	2002	24	8	.750	1-1 in WNIT
St. Joseph's (Cindy Anderson)	2002	24	8	.750	1-1 in WNIT

AIAW - Association of Intercollegiate Athletics for Women
 WNIT - Women's National Invitational Tournament

By the Numbers

(Year-by-year Numbers. AA-Teams in Division I Women's Basketball; BB-Number of automatic qualifiers in the NCAA tournament; CC-Number of teams entered into the tournament; DD-Tournament games played)

	AA	BB	CC	DD
1982.....	273	13	32	31
1983.....	268	14	35	34
1984.....	267	17	32	31
1985.....	277	17	32	31
1986.....	275	18	40	39
1987.....	283	19	40	39
1988.....	281	18	40	39
1989.....	281	19	48	47
1990.....	279	21	48	47
1991.....	284	22	48	47
1992.....	288	23	48	47
1993.....	289	23	48	47
1994.....	292	32	64	63
1995.....	293	32	64	63
1996.....	298	31	64	63
1997.....	300	30	64	63
1998.....	301	30	64	63
1999.....	306	30	64	63
2000.....	317	30	64	63
2001.....	316	31	64	63
2002.....	318	31	64	63
2003.....	322	31	64	63
2004.....	324	31	64	63
2005.....	324	31	64	63
2006.....	324	31	64	63

Conference Won-Lost Records—Through 2005

Using Current Conference Membership

Conference	App.	Won	Lost	Pct.	1st	2nd	Tied 3rd
America East	15	1	15	.063	0	0	0
Atlantic Coast	120	146	119	.551	1	2	7
Atlantic Sun	8	0	8	.000	0	0	0
Atlantic 10	42	26	42	.382	0	0	0
Big East	74	145	68	.681	6	0	5
Big Sky	21	6	21	.222	0	0	0
Big South	12	2	12	.143	0	0	0
Big Ten	105	126	104	.548	1	3	4
Big 12	113	137	115	.544	3	1	2
Big West	27	26	27	.491	0	0	2
Colonial	29	39	28	.582	1	1	1
Conference USA	66	27	66	.290	0	0	0
Horizon	14	2	14	.125	0	0	0
Ivy	13	1	13	.071	0	0	0
Metro Atlantic	20	0	20	.000	0	0	0
Mid-American	32	7	32	.179	0	0	0
Mid-Continent	7	0	7	.000	0	0	0
Mid-Eastern	14	1	14	.067	0	0	0
Missouri Valley	33	25	33	.431	0	0	2
Mountain West	42	15	42	.263	0	0	0
Northeast	13	1	13	.071	0	0	0
Ohio Valley	20	3	20	.130	0	0	0
Pacific-10	81	103	77	.572	4	1	4
Patriot	14	1	14	.067	0	0	0
Southeastern	157	280	151	.650	6	10	13
Southern	16	1	16	.059	0	0	0
Southland	27	18	27	.400	0	0	1
Southwestern	14	0	14	.000	0	0	0
Sun Belt	35	24	35	.407	0	1	2
West Coast	21	4	21	.160	0	0	0
Western Athletic	38	70	36	.660	2	4	4
Independents	0	0	0	.000	0	0	0
*Others	3	8	3	.727	0	1	1
TOTAL	1,260	1,236	1,236	.500	24	24	48

*No longer in Division I

Using Actual Conference Membership

Conference	App.	Won	Lost	Pct.	1st	2nd	Tied 3rd
America East; North Atlantic, 1990-2005	16	1	16	.059	0	0	0
*American South, 1988-91	5	14	4	.778	1	0	2
Atlantic Coast, 1978-2005	103	136	102	.571	1	2	7
Atlantic Sun; Trans America; New South Women's, 1985-2005	12	2	12	.143	0	0	0

Conference	App.	Won	Lost	Pct.	1st	2nd	Tied 3rd
Atlantic 10, 1983-2005	56	44	56	.440	0	0	0
Big East, 1983-2005	71	118	65	.645	6	0	5
*Big Eight, 1976-96	36	26	36	.419	0	0	0
Big Sky, 1983-2005	18	4	18	.182	0	0	0
Big South, 1987-2005	12	2	12	.143	0	0	0
Big Ten, 1983-2005	95	118	94	.557	1	3	4
Big 12, 1996-2005	53	75	52	.591	1	1	3
Big West, 1984-2005	31	23	31	.426	0	1	0
Colonial; ECAC South, 1986-2005	22	25	22	.532	0	0	0
Conference USA, 1995-2005	38	17	38	.309	0	0	0
*Cosmopolitan, 1984-86	1	1	1	.500	0	0	0
*East Coast, 1984	1	0	1	.000	0	0	0
*Great Midwest, 1992-95	7	2	7	.222	0	0	0
*High Country, 1984-89	8	0	8	.000	0	0	0
Horizon; Midwestern Collegiate, 1987-2005	14	1	14	.067	0	0	0
Ivy, 1975-2005	13	1	13	.071	0	0	0
*Metro, 1984-95	26	11	26	.297	0	0	0
Metro Atlantic, 1982-2005	25	1	25	.038	0	0	0
Mid-American, 1982-2005	26	5	26	.161	0	0	0
Mid-Continent, 1984-2005	14	1	14	.067	0	0	0
Mid-Eastern, 1984-2005	14	1	14	.067	0	0	0
Missouri Valley, 1983-2005	33	24	33	.421	0	0	2
Mountain West, 2000-05	14	9	14	.391	0	0	0
*Mountain West Athletic, 1984-88	6	2	6	.250	0	0	0
*North Star, 1984-92	4	3	4	.429	0	0	0
Northeast; ECAC Metro, 1987-2005	12	0	12	.000	0	0	0
*Northern California, 1982	1	0	1	.000	0	0	0
*Northern Pacific, 1984-86	5	2	5	.286	0	0	0
Ohio Valley, 1984-2005	26	5	26	.161	0	0	0
Pacific-10, 1987-2005	73	89	71	.556	2	0	4
*Pacific West, 1986	1	4	1	.800	0	1	0
Patriot, 1991-2005	13	1	13	.071	0	0	0
Southeastern, 1980-2005	147	272	141	.659	6	10	13
Southern, 1984-2005	17	1	17	.056	0	0	0
Southland, 1983-2005	25	15	25	.375	0	0	1
*Southwest, 1983-96	33	41	31	.569	2	0	1
Southwestern, 1982-2005	14	0	14	.000	0	0	0
Sun Belt, 1983-2005	38	63	37	.630	1	3	4
West Coast, 1952-2005	21	4	21	.160	0	0	0
Western Athletic, 1990-2005	26	15	26	.366	0	0	0
*Western Collegiate, 1984-85	14	25	12	.676	2	0	0
Independents	20	32	19	.627	1	3	2
TOTAL	1,260	1,236	1,236	.500	24	24	48

*No longer an active women's conference

Year-by-Year Tournament Won-Lost By Conference

Decade Look at Conference Teams in the Tournament

(Teams in Tournament: Record)

1982-89

Conference	82	83	84	85	86	87	88	89	TOTAL
America East	-	-	-	-	-	-	-	-	-
Atlantic Coast	3:4-3	3:1-3	4:2-4	3:1-3	4:1-4	4:3-4	4:5-4	4:6-4	29:23-29
Atlantic Sun	-	-	-	-	-	-	-	-	-
Atlantic 10	-	1:2-1	1:0-1	2:1-2	3:3-3	3:3-3	3:3-3	4:4-4	17:16-17
Big East	-	1:0-1	1:0-1	1:0-1	2:1-2	1:0-1	3:1-3	3:0-3	12:2-12
Big Sky	-	-	-	-	-	-	-	1:1-1	1:1-1
Big South	-	-	-	-	-	-	-	-	-
Big Ten	3:0-3	1:1-1	1:0-1	1:2-1	3:2-3	4:6-4	2:3-2	3:3-3	18:17-18
Big 12	-	-	-	-	-	-	-	-	-
Big West	-	-	-	1:0-1	2:1-2	1:3-1	1:3-1	4:4-4	9:11-9
Colonial	-	-	-	-	1:2-1	1:1-1	1:1-1	1:1-1	4:5-4
Conference USA	-	-	-	-	-	-	-	-	-

Conference	82	83	84	85	86	87	88	89	TOTAL
Horizon	-	-	-	-	-	-	-	-	-
Ivy	-	1:0-1	-	-	-	-	-	-	-
Metro Atlantic	1:0-1	-	-	1:0-1	1:0-1	1:0-1	2:0-2	2:1-2	8:1-8
Mid-American	1:0-1	1:0-1	1:0-1	1:0-1	1:0-1	1:0-1	1:0-1	1:1-1	8:1-8
Mid-Continent	-	-	-	-	-	-	-	-	-
Mid-Eastern	1:0-1	1:1-1	-	-	-	-	-	-	2:1-2
Missouri Valley	1:2-1	1:0-1	1:0-1	1:0-1	2:1-2	1:1-1	1:0-1	1:1-1	9:5-9
Mountain West	-	-	-	-	-	-	-	-	-
Northeast	-	-	-	-	-	-	-	-	-
Ohio Valley	1:0-1	1:1-1	1:0-1	2:0-2	1:1-1	1:1-1	1:0-1	1:1-1	9:4-9
Pacific-10	-	-	-	-	-	3:3-3	3:3-3	2:3-2	8:9-8
Patriot	-	-	-	-	-	-	-	-	-
Southeastern	5:5-5	5:7-5	5:9-5	4:8-4	7:9-7	6:9-5	6:9-6	6:13-5	44:69-42
Southern	-	-	-	-	-	-	-	1:0-1	1:0-1
Southland	-	1:1-1	1:1-1	1:3-1	1:0-1	1:0-1	1:1-1	2:1-2	8:7-8
Southwestern	1:0-1	1:0-1	-	-	-	-	-	-	2:0-2
Sun Belt	-	1:3-1	1:2-1	2:8-1	1:3-1	3:1-3	2:0-2	2:1-2	12:18-11
West Coast	-	-	-	-	-	-	-	-	-
Western Athletic	-	-	-	-	-	-	-	-	-
Independents	8:12-7	3:5-3	3:6-3	1:2-1	1:2-1	2:4-2	-	1:0-1	19:31-18
*American South	-	-	-	-	-	-	1:5-0	1:3-1	2:8-1
*Big Eight	2:3-2	2:1-2	2:0-2	1:0-1	2:2-2	2:1-2	3:2-3	2:1-2	16:10-16
*Cosmopolitan	-	1:1-1	-	-	-	-	-	-	1:1-1
*East Coast	-	1:0-1	-	-	-	-	-	-	1:0-1
*Great Midwest	-	-	-	-	-	-	-	-	-
*High Country	-	1:0-1	1:0-1	1:0-1	1:0-1	1:0-1	1:0-1	1:0-1	7:0-7
*Metro	1:1-1	2:0-2	1:0-1	2:0-2	1:0-1	2:0-2	1:1-1	3:0-3	13:2-13
*Mountain West	-	1:0-1	1:1-1	1:0-1	1:1-1	1:0-1	1:0-1	-	6:2-6
*North Star	-	-	-	-	-	-	-	-	-
*Northern California	1:0-1	-	-	-	-	-	-	-	1:0-1
*Northern Pacific	-	1:1-1	2:0-2	1:0-1	1:1-1	-	-	-	5:2-5
*Pacific West	-	-	-	-	1:4-1	-	-	-	1:4-1
*Southwest	-	1:2-1	2:2-2	1:1-1	3:5-2	1:3-1	2:2-2	2:2-2	12:17-11
*Western Collegiate	3:4-3	4:8-3	3:8-2	4:5-4	-	-	-	-	14:25-12

1990-99

Conference	90	91	92	93	94	95	96	97	98	99	TOTAL
America East	-	-	1:0-1	1:0-1	1:0-1	1:0-1	1:0-1	1:0-1	1:0-1	2:1-2	9:1-9
Atlantic Coast	4:7-4	4:7-4	4:7-4	5:4-5	3:9-2	4:8-4	4:6-4	6:5-6	5:12-5	5:10-5	44:75-43
Atlantic Sun	-	-	-	-	1:0-1	1:1-1	1:0-1	1:0-1	1:1-1	1:0-1	6:2-6
Atlantic 10	3:1-3	3:1-3	3:3-3	1:1-1	3:1-3	2:2-2	3:1-3	2:4-2	3:2-3	3:4-3	26:20-26
Big East	2:1-2	2:4-2	3:2-3	3:3-3	2:5-2	2:7-1	2:5-2	2:7-2	4:7-4	4:7-4	26:48-25
Big Sky	1:0-1	1:0-1	1:1-1	1:0-1	2:1-2	1:1-1	1:0-1	1:0-1	1:0-1	1:0-1	11:3-11
Big South	-	-	-	-	1:0-1	1:0-1	1:0-1	1:0-1	1:0-1	1:0-1	6:0-6
Big Ten	5:3-5	4:2-4	3:1-3	4:8-4	5:9-5	4:5-4	6:7-6	5:5-5	5:6-5	4:8-3	45:54-44
Big 12	-	-	-	-	-	-	-	6:5-6	4:5-4	5:6-5	15:16-15
Big West	3:2-3	3:3-3	2:1-2	1:1-1	2:0-2	1:0-1	1:0-1	1:0-1	1:1-1	1:0-1	16:8-16
Colonial	1:0-1	2:2-2	1:0-1	1:1-1	1:1-1	1:0-1	2:2-2	1:5-1	1:2-1	1:2-1	12:15-12
Conference USA	-	-	-	-	-	-	4:2-4	5:2-5	4:1-4	4:0-4	17:5-17
Horizon	-	-	1:0-1	1:0-1	1:0-1	1:0-1	1:0-1	1:0-1	1:0-1	1:0-1	8:0-8
Ivy	-	-	-	-	1:0-1	1:0-1	1:0-1	1:0-1	1:1-1	1:0-1	6:1-6
Metro Atlantic	1:0-1	1:0-1	1:0-1	1:0-1	1:0-1	1:0-1	1:0-1	1:0-1	1:0-1	1:0-1	10:0-10
Mid-American	1:0-1	1:1-1	1:1-1	1:0-1	1:0-1	2:0-2	2:2-2	1:0-1	1:0-1	1:0-1	12:4-12
Mid-Continent	-	-	-	1:0-1	2:0-2	1:0-1	1:0-1	1:0-1	1:1-1	1:0-1	8:1-8
Mid-Eastern	-	-	-	-	1:0-1	1:0-1	1:0-1	1:0-1	1:0-1	1:0-1	6:0-6
Missouri Valley	1:0-1	1:1-1	2:5-2	1:2-1	2:2-2	2:2-2	1:0-1	1:0-1	2:0-2	2:1-2	15:13-15
Mountain West	-	-	-	-	-	-	-	-	-	-	-
Northeast	-	-	-	-	1:0-1	1:0-1	1:0-1	1:0-1	1:0-1	1:0-1	6:0-6
Ohio Valley	1:1-1	1:0-1	1:0-1	1:0-1	1:0-1	1:0-1	2:0-2	1:0-1	1:0-1	1:0-1	11:1-11
Pacific-10	3:7-3	4:5-4	5:9-4	4:4-4	5:8-5	5:7-5	3:4-3	5:7-5	5:3-5	4:5-4	43:59-43
Patriot	-	1:1-1	-	-	1:0-1	1:0-1	1:0-1	1:0-1	1:0-1	1:0-1	7:1-7
Southeastern	6:10-6	7:11-6	4:6-4	6:9-6	6:10-6	7:15-7	7:19-6	7:19-6	6:14-5	8:12-8	64:125-60
Southern	1:0-1	1:0-1	1:0-1	1:0-1	1:0-1	1:0-1	1:0-1	1:0-1	1:0-1	1:0-1	10:0-10
Southland	1:1-1	1:1-1	1:1-1	1:1-1	1:0-1	1:0-1	1:2-1	2:1-2	1:0-1	1:0-1	11:7-11
Southwestern	-	-	-	-	1:0-1	1:0-1	1:0-1	1:0-1	1:0-1	1:0-1	6:0-6
Sun Belt	2:1-2	1:1-1	2:4-2	2:4-2	2:6-2	2:4-2	1:3-1	2:2-2	2:6-2	2:4-2	18:35-18
West Coast	-	-	1:1-1	1:0-1	2:0-2	2:0-2	2:2-2	2:0-2	1:0-1	2:0-2	13:3-13
Western Athletic	-	1:0-1	1:1-1	2:0-2	1:1-1	2:0-2	2:1-2	2:1-2	5:1-5	2:3-2	18:8-18
Independents	-	-	1:1-1	-	-	-	-	-	-	-	1:1-1
*American South	1:3-1	2:3-2	-	-	-	-	-	-	-	-	3:6-3
*Big Eight	1:0-1	1:2-1	2:0-2	4:3-4	4:3-4	4:4-4	4:4-4	-	-	-	20:16-20
*Cosmopolitan	-	-	-	-	-	-	-	-	-	-	-
*East Coast	-	-	-	-	-	-	-	-	-	-	-
*Great Midwest	-	-	1:1-1	1:0-1	2:0-2	3:1-3	-	-	-	-	7:2-7
*High Country	1:0-1	-	-	-	-	-	-	-	-	-	1:0-1
*Metro	3:3-3	2:1-2	1:0-1	1:1-1	2:2-2	4:2-4	-	-	-	-	13:9-13
*Mountain West	-	-	-	-	-	-	-	-	-	-	-
*North Star	2:2-2	1:0-1	1:1-1	-	-	-	-	-	-	-	4:3-4
*Northern California	-	-	-	-	-	-	-	-	-	-	-
*Northern Pacific	-	-	-	-	-	-	-	-	-	-	-
*Pacific West	-	-	-	-	-	-	-	-	-	-	-
*Southwest	3:5-3	3:1-3	3:1-3	2:5-1	4:5-4	2:4-2	4:3-4	-	-	-	21:24-20
*Western Collegiate	-	-	-	-	-	-	-	-	-	-	-

*No longer an active women's conference

2000-05

Conference	00	01	02	03	04	05	TOTAL
America East	2:02	1:01	1:01	1:01	1:01	1:01	7:07
Atlantic Coast	5:7-5	6:6-6	4:6-4	4:6-4	4:4-4	7:9-7	30:38-30
Atlantic Sun	1:0-1	1:0-1	1:0-1	1:0-1	1:0-1	1:0-1	6:0-6
Atlantic 10	3:2-3	2:3-2	1:0-1	2:1-2	2:0-2	3:2-3	13:8-13
Big East	4:13-3	5:13-4	5:8-4	7:15-6	8:12-7	4:7-4	33:68-28
Big Sky	1:0-1	1:0-1	1:0-1	1:0-1	1:0-1	1:0-1	6:0-6
Big South	1:0-1	1:0-1	1:0-1	1:0-1	1:0-1	1:2-1	6:2-6
Big Ten	4:6-4	5:7-5	6:5-6	6:8-6	6:11-6	5:10-5	32:47-32
Big 12	6:7-6	7:9-7	7:16-7	5:10-5	7:7-7	6:10-5	38:59-37
Big West	1:0-1	1:0-1	1:1-1	1:1-1	1:2-1	1:0-1	6:4-6
Colonial	1:2-1	1:0-1	1:3-1	1:0-1	1:0-1	1:0-1	6:5-6
Conference USA	3:3-3	2:0-2	3:3-3	5:1-5	4:4-4	4:1-4	21:12-21
Horizon	1:0-1	1:0-1	1:0-1	1:1-1	1:0-1	1:0-1	6:1-6
Ivy	1:0-1	1:0-1	1:0-1	1:0-1	1:0-1	1:0-1	6:0-6
Metro Atlantic	1:0-1	2:0-2	1:0-1	1:0-1	1:0-1	1:0-1	6:0-6
Mid-American	1:0-1	1:0-1	1:0-1	1:0-1	1:0-1	1:0-1	6:0-6
Mid-Continent	1:0-1	1:0-1	1:0-1	1:0-1	1:0-1	1:0-1	6:0-6
Mid-Eastern	1:0-1	1:0-1	1:0-1	1:0-1	1:0-1	1:0-1	6:0-6
Missouri Valley	2:0-2	2:4-2	2:2-2	1:0-1	1:0-1	1:0-1	9:6-9
Mountain West	2:0-2	2:3-2	4:2-4	3:3-3	1:0-1	2:1-2	14:9-14
Northeast	1:0-1	1:0-1	1:0-1	1:0-1	1:0-1	1:0-1	6:0-6
Ohio Valley	1:0-1	1:0-1	1:0-1	1:0-1	1:0-1	1:0-1	6:0-6
Pacific-10	4:2-4	4:4-4	2:3-2	3:1-3	3:3-3	5:8-5	21:21-21
Patriot	1:0-1	1:0-1	1:0-1	1:0-1	1:0-1	1:0-1	6:0-6
Southeastern	6:14-6	6:9-6	8:13-8	7:14-7	7:16-7	5:12-5	39:78-39
Southern	1:0-1	1:0-1	1:0-1	1:0-1	1:1-1	1:0-1	6:1-6
Southland	1:1-1	1:0-1	1:0-1	1:0-1	1:0-1	1:0-1	6:1-6
Southwestern	1:0-1	1:0-1	1:0-1	1:0-1	1:0-1	1:0-1	6:0-6
Sun Belt	2:4-2	2:3-2	1:1-1	1:0-1	1:1-1	1:1-1	8:10-8
West Coast	2:0-2	1:1-1	2:0-2	1:0-1	1:0-1	1:0-1	8:1-8
Western Athletic	2:2-2	1:1-1	1:0-1	1:2-1	1:2-1	2:0-2	8:7-8

Decade-By-Decade Records

Conference	1980s	1990s	2000s	Total
America East	-	9:19	7:07	16:1-16
Atlantic Coast	29:23-29	44:75-43	30:38-30	103:136-102
Atlantic Sun	-	6:2-6	6:0-6	12:2-12
Atlantic 10	17:16-17	26:20-26	13:8-13	56:44-56
Big East	12:2-12	26:48-25	33:68-28	71:118-65
Big Sky	1:1-1	11:3-11	6:0-6	18:4-18
Big South	-	6:0-6	6:2-6	12:2-12
Big Ten	18:17-18	45:54-44	32:47-32	95:118-94
Big 12	-	15:16-15	38:59-37	53:75-52
Big West	9:11-9	16:8-16	6:4-6	31:23-31
Colonial	4:5-4	12:15-12	6:5-6	22:25-22
Conference USA	-	17:5-17	21:12-21	38:17-38
Horizon	-	8:0-8	6:1-6	14:1-14
Ivy	1:0-1	6:1-6	6:0-6	13:1-13
Metro Atlantic	8:1-8	10:0-10	7:0-7	25:1-25
Mid-American	8:1-8	12:4-12	6:0-6	26:5-26
Mid-Continent	-	8:1-8	6:0-6	14:1-14
Mid-Eastern	2:1-2	6:0-6	6:0-6	14:1-14
Missouri Valley	9:5-9	15:13-15	9:6-9	33:24-33
Mountain West	-	-	14:9-14	14:9-14
Northeast	-	6:0-6	6:0-6	12:0-12
Ohio Valley	9:4-9	11:1-11	6:0-6	26:5-26
Pacific-10	8:9-8	43:59-42	21:21-21	73:89-71
Patriot	-	7:1-7	6:0-6	13:1-13
Southeastern	44:69-42	64:125-60	39:78-39	147:272-141
Southern	1:0-1	10:0-10	6:1-6	17:1-17
Southland	8:7-8	11:7-11	6:1-6	25:15-25
Southwestern	2:0-2	6:0-6	6:0-6	14:0-14
Sun Belt	12:18-11	18:35-18	8:10-8	38:63-37
West Coast	-	13:3-13	8:1-8	21:4-21
Western Athletic	-	18:8-18	8:7-8	26:15-26
Independents	19:31-18	1:1-1	-	20:32-19
*American South	2:8-1	3:6-3	-	5:14-4
*Big Eight	16:10-16	20:16-20	-	36:26-36
*Cosmopolitan	1:1-1	-	-	1:1-1
*East Coast	1:0-1	-	-	1:0-1
*Great Midwest	-	7:2-7	-	7:2-7
*High Country	7:0-7	1:0-1	-	8:0-8
*Metro	13:2-13	13:9-13	-	26:11-26
*Mountain West Athletic	6:2-6	-	-	6:2-6
*North Star	-	4:3-4	-	4:3-4
*Northern California	1:0-1	-	-	1:0-1
*Northern Pacific	5:2-5	-	-	5:2-5
*Pacific West	1:4-1	-	-	1:4-1
*Southwest	12:17-11	21:24-20	-	33:41-31
*Western Collegiate	13:25-12	-	-	13:25-12

*No longer an active women's conference

Year-By-Year Automatic Conference Bids

	82	83	84	85	86	87	88	89	90	91	92	93	94	95	96	97	98	99	00	01	02	03	04	05	06
America East	-	-	-	-	-	-	-	-	-	-	-	-	x	x	x	x	x	x	x	x	x	x	x	x	x
Atlantic Coast	x	x	x	x	x	x	x	x	x	x	x	x	x	x	x	x	x	x	x	x	x	x	x	x	x
Atlantic 10	-	x	x	x	x	x	x	x	x	x	x	-	x	x	x	x	x	x	x	x	x	x	x	x	x
Atlantic Sun	-	-	-	-	-	-	-	-	-	-	-	-	x	x	x	x	x	x	x	x	x	x	x	x	x
Big East	-	x	x	x	x	x	x	x	x	x	x	x	x	x	x	x	x	x	x	x	x	x	x	x	x
Big Sky	-	-	-	-	-	-	-	x	x	x	x	x	x	x	x	x	x	x	x	x	x	x	x	x	x
Big South	-	-	-	-	-	-	-	-	-	-	-	-	x	x	x	x	x	x	x	x	x	x	x	x	x
Big Ten	x	x	x	x	x	x	x	x	x	x	x	x	x	x	x	x	x	x	x	x	x	x	x	x	x
Big 12	-	-	-	-	-	-	-	-	-	-	-	-	-	-	-	-	x	x	x	x	x	x	x	x	x
Big West	-	-	-	-	x	x	x	x	x	x	x	x	x	x	x	x	x	x	x	x	x	x	x	x	x
Colonial	-	-	-	-	-	x	x	x	x	x	x	x	x	x	x	x	x	x	x	x	x	x	x	x	x
Conference USA	-	-	-	-	-	-	-	-	-	-	-	-	-	-	x	x	x	x	x	x	x	x	x	x	x
Horizon	-	-	-	-	-	-	-	-	-	-	-	-	x	x	x	x	x	x	x	x	x	x	x	x	x
Ivy	-	-	-	-	-	-	-	-	-	-	-	-	x	x	x	x	x	x	x	x	x	x	x	x	x
Metro Atlantic	x	-	-	-	x	x	x	x	x	x	x	x	x	x	x	x	x	x	x	x	x	x	x	x	x
Mid-American	x	x	x	x	x	x	x	x	x	x	x	x	x	x	x	x	x	x	x	x	x	x	x	x	x
Mid-Continent	-	-	-	-	-	-	-	-	-	-	-	-	x	x	x	x	x	x	x	x	x	x	x	x	x
Mid-Eastern	x	-	-	-	-	-	-	-	-	-	-	-	x	x	x	x	x	x	x	x	x	x	x	x	x
Missouri Valley	x	x	x	x	x	x	x	x	x	x	x	x	x	x	x	x	x	x	x	x	x	x	x	x	x
Mountain West	-	-	-	-	-	-	-	-	-	-	-	-	-	-	-	-	-	-	-	x	x	x	x	x	x
Northeast	-	-	-	-	-	-	-	-	-	-	-	-	x	x	x	x	x	x	x	x	x	x	x	x	x
Ohio Valley	x	-	x	x	x	x	x	x	x	x	x	x	x	x	x	x	x	x	x	x	x	x	x	x	x
Pacific-10	-	-	-	-	-	x	x	x	x	x	x	x	x	x	x	x	x	x	x	x	x	x	x	x	x
Patriot	-	-	-	-	-	-	-	-	-	-	-	-	x	x	x	x	x	x	x	x	x	x	x	x	x
Southeastern	x	x	x	-	x	x	x	x	x	x	x	x	x	x	x	x	x	x	x	x	x	x	x	x	x
Southern	-	-	-	-	-	-	-	x	x	x	x	x	x	x	x	x	x	x	x	x	x	x	x	x	x
Southland	-	-	x	x	x	x	-	x	x	x	x	x	x	x	x	x	x	x	x	x	x	x	x	x	x
Southwestern	x	-	-	-	-	-	-	-	-	-	-	-	x	x	x	x	x	x	x	x	x	x	x	x	x
Sun Belt	-	x	x	x	x	x	x	x	x	x	x	x	x	x	x	x	x	x	x	x	x	x	x	x	x
West Coast	-	-	-	-	-	-	-	-	-	-	-	-	x	x	x	x	x	x	x	x	x	x	x	x	x
Western Athletic	-	-	-	-	-	-	-	-	x	x	x	x	x	x	x	x	x	x	x	x	x	x	x	x	x
*American South	-	-	-	-	-	-	-	-	x	x	x	-	-	-	-	-	-	-	-	-	-	-	-	-	-
*Big Eight	x	x	x	x	x	x	x	x	x	x	x	x	x	x	-	-	-	-	-	-	-	-	-	-	-
*Great Midwest	-	-	-	-	-	-	-	-	-	-	-	-	x	x	-	-	-	-	-	-	-	-	-	-	-
*High Country	-	x	x	x	x	x	x	x	x	-	-	-	-	-	-	-	-	-	-	-	-	-	-	-	-
*Metropolitan	x	x	x	x	x	x	x	x	x	x	x	x	x	-	-	-	-	-	-	-	-	-	-	-	-
*Mountain West Athletic	-	-	x	x	x	x	x	-	-	-	-	-	-	-	-	-	-	-	-	-	-	-	-	-	-
*Northern California	x	-	-	-	-	-	-	-	-	-	-	-	-	-	-	-	-	-	-	-	-	-	-	-	-
*North Star	-	-	-	-	-	-	-	-	x	x	-	-	-	-	-	-	-	-	-	-	-	-	-	-	-
*Northern Pacific	-	x	x	x	x	-	-	-	-	-	-	-	-	-	-	-	-	-	-	-	-	-	-	-	-
*Southwest	-	x	x	x	x	x	x	x	x	x	x	x	x	x	-	-	-	-	-	-	-	-	-	-	-
*Western Collegiate	x	x	x	x	-	-	-	-	-	-	-	-	-	-	-	-	-	-	-	-	-	-	-	-	-
TOTALS	13	14	17	17	18	19	18	19	21	22	22	23	32	32	31	30	30	30	30	31	31	31	31	31	31

*No longer an active women's conference

Tournament Television Ratings History

ESPN HIGHEST-RATED GAMES

Date	Games	Round	Rating/ Share	Homes
1. 4/06/2004	Connecticut vs. Tennessee	CH	4.3 (4.28)/7	3,801,000
1. 3/28/1999	Duke vs. Purdue	CH	4.3 (4.27)/7	3,238,000
3. 3/31/2002	Connecticut vs. Oklahoma	CH	4.1/7	3,487,000
4. 3/30/1997	Old Dominion vs. Tennessee	CH	4.0/6	2,879,000
5. 3/29/1998	Louisiana Tech vs. Tennessee	CH	3.7/6	2,717,000
5. 3/31/1996	Tennessee vs. Georgia	CH	3.7/6	2,497,000
7. 4/04/2004	Minnesota vs. Connecticut	NSF	3.5/5	3,083,000
7. 4/08/2003	Tennessee vs. Connecticut	CH	3.5/5	3,013,000
7. 4/02/2000	Tennessee vs. Connecticut	CH	3.5/5	2,676,000
10. 4/01/2001	Purdue vs. Notre Dame	CH	3.3/5	2,724,000

ESPN2 HIGHEST-RATED GAMES

Date	Games	Round	Rating/ Share	Homes
1. 3/28/2004	Baylor vs. Tennessee	RSF	1.0/2	857,000
1. 3/26/2001	Missouri St. vs. Washington	RF	1.0/2	727,000
3. 3/25/2005	Connecticut vs. Stanford	RSF	0.9/2	836,000
3. 3/22/2005	Four games regionalized (9:30 p.m. ET) (Purdue vs. Tennessee, Boston College vs. Duke, Temple vs. Rutgers and Maryland vs. Ohio St.)	2nd	0.9/2	782,000
3. 3/15/1998	George Washington vs. Connecticut	2nd	0.9/1	485,000
6. 3/22/2005	Four games regionalized (7 p.m. ET) (Arizona vs. LSU, DePaul vs. Liberty, George Washington vs. North Carolina and Florida St. vs. Connecticut)	2nd	0.8/1	701,000
6. 3/30/2003	Minnesota vs. Texas	RSF	0.8/1	680,000
6. 3/28/2004	Stanford vs. Vanderbilt	RSF	0.8/1	662,000
6. 3/21/2004	Four games regionalized (Arizona vs. Michigan St., Austin Peay vs. LSU, St. Francis (Pa.) vs. Purdue and Penn vs. Connecticut)	1st	0.8/1	658,000
6. 3/14/1999	Xavier vs. Connecticut	2nd	0.8/1	524,000

CBS HIGHEST-RATED GAMES

Date	Games	Round	Rating/ Share	Homes
1. 3/28/1982	Louisiana Tech vs. Cheyney	CH	7.3/22	5,950,000
2. 4/03/1983	Southern California vs. Louisiana Tech	CH	7.0/20	5,830,000
3. 3/30/1986	Texas vs. Southern California	CH	6.5/24	5,580,000
4. 4/01/1984	Tennessee vs. Southern California	CH	6.4/17	5,360,000
5. 4/04/1992	Missouri St. vs. Western Ky.	NSF	6.2/19	5,710,000
6. 3/29/1987	Tennessee vs. Louisiana Tech	CH	6.0/19	5,240,000
7. 4/02/1995	Tennessee vs. Connecticut	CH	5.7/15	5,438,000
8. 3/31/1985	Georgia vs. Old Dominion	CH	5.6/15	4,750,000
9. 4/04/1993	Ohio St. vs. Texas Tech	CH	5.5/14	5,121,000

NOTE: CBS broadcasted the national championship game from 1982-95 and the national semifinals from 1991-95.

Beginning in 2003, ESPN began broadcasting all 63 games of the championship with the first- and second-round games offered in a whiparound-styled coverage to most of the nation and regionalized/protected coverage in the home markets of the competing teams. The regional semifinals, regional finals, national semifinals and national championship game are televised nationally.

CH-national championship game; NSF-national semifinal game; RF-regional final game; RSF-regional semifinal game; 2nd-second-round game.

Financial History

(1982-2005)

Year	Teams	Sessions	Paid Att.	Avg. Att.	Avg. Price Per Ticket	Television Revenue	Ticket Sales	Other Revenue	Gross Receipts
1982	32	26	56,320	2,166	\$4.07	\$125,300	\$229,311	\$5,945	\$360,556
1983	36	30	62,020	2,067	4.55	125,000	281,936	8,647	415,583
1984	32	25	77,497	3,100	5.43	127,800	420,998	18,955	567,753
1985	32	26	98,569	3,791	5.58	310,000	559,137	14,638	874,775
1986	40	34	90,177	2,652	6.53	385,700	589,078	17,741	992,519
1987	40	34	104,412	3,071	6.92	422,850	722,434	37,731	1,183,015
1988	40	34	122,165	3,593	6.51	516,700	795,811	119,888	1,432,399
1989	48	42	154,651	3,682	6.43	617,500	994,661	124,497	1,736,658
1990	48	42	177,820	4,234	7.44	725,500	1,323,836	260,108	2,309,444
1991	48	42	153,014	3,643	6.34	1,000,000#	969,749	110,712	1,080,461
1992	48	42	187,417	4,462	7.02	1,000,000#	1,315,534	168,577	1,484,111
1993	48	42	217,910	5,188	7.45	1,000,000#	1,624,208	184,962	1,809,170
1994	64	58	266,154	4,589	8.04	1,000,000#	2,139,946	342,861	2,482,807
1995	64	42	248,924	5,927	9.89	1,000,000#	2,461,649	421,876	2,883,525
1996	64	42	256,852	6,116	10.82	1,000,000#	2,779,817	450,940	3,230,757

Year	Teams	Sessions	Paid Att.	Avg. Att.	Avg. Price Per Ticket	Television Revenue	Ticket Sales	Other Revenue	Gross Receipts
1997	64	42	209,856	4,997	12.29	1,000,000#	2,579,146	217,705	2,796,851
1998	64	42	262,989	6,262	15.02	1,000,000#	3,950,910	227,313	4,178,223
1999	64	42	277,474	6,607	14.91	1,060,000#	4,135,695	107,211	4,242,906
2000	64	42	273,261	6,506	13.91	1,123,600#	4,219,363	130,476	4,349,839
2001	64	42	301,703	7,183	16.71	1,191,000#	5,040,246	163,991	5,204,237
2002	64	42	309,073	7,359	19.54	1,262,477#	6,039,278	141,977	6,181,255
2003	64	42	284,846	6,782	20.55	0*	5,853,204	90,312	5,943,516
2004	64	42	300,875	7,164	20.41	0*	6,139,947	52,063	6,192,010
2005	64	34	221,669	6,520	26.87	0*	5,956,071	62,477	6,018,517

Year	Game Expense	Gross Net Receipts	Team Expense	Net Receipts	Retained By NCAA	Absorbed By NCAA	Distribution To Teams
1982	\$223,538	\$137,018	\$298,018	(\$ 161,757)	-0-	\$161,757	-0-
1983	240,417	175,166	282,660	(107,495)	-0-	107,495	-0-
1984	305,232	262,521	238,841	23,680	\$ 11,848	-0-	\$ 11,832
1985	306,710	568,065	317,555	250,510	125,254	-0-	125,256
1986	348,081	644,438	449,450	194,988	97,496	-0-	97,492
1987	370,392	812,623	452,395	360,228	144,084	-0-	216,144
1988	460,503	971,896	458,285	513,611	-0-	69,525	583,136
1989	560,894	1,175,763	635,171	540,592	-0-	164,856	705,448
1990	874,745	1,434,699	739,945	694,754	-0-	166,073	860,828
1991	792,160	288,301	1,485,050	(1,196,749)	-0-	1,196,749	-0-
1992	1,076,419	407,692	1,560,013	(1,152,321)	-0-	1,152,321	-0-
1993	1,302,587	506,583	1,724,342	(1,217,759)	-0-	1,217,759	-0-
1994	1,643,964	838,843	3,014,174	(2,175,331)	-0-	2,175,331	-0-
1995	1,515,642	1,158,847	3,271,024	(2,112,177)	-0-	2,112,177	-0-
1996	2,118,741	1,112,016	5,006,242	(3,894,226)	-0-	3,894,226	-0-
1997	2,023,272	773,579	6,258,203	(5,484,623)	-0-	5,484,623	-0-
1998	2,979,914	1,165,827	6,366,808	(5,168,499)	-0-	5,168,499	-0-
1999	3,350,240	1,084,485	5,978,389	(4,893,904)	-0-	4,893,904	-0-
2000	3,666,361	683,478	6,050,565	(5,367,087)	-0-	5,367,087	-0-
2001	3,970,761	1,253,822	7,332,089	(6,098,613)	-0-	6,098,613	-0-
2002	4,216,483	2,285,771	6,802,323	(4,837,551)	-0-	4,837,551	-0-
2003	4,534,631	1,408,885	7,217,646	(5,808,761)	-0-	5,808,761	-0-
2004	4,297,048	1,894,962	8,003,286	(6,108,324)	-0-	6,108,324	-0-
2005	4,240,272	1,778,245	7,646,590	(5,868,344)	-0-	5,868,344	-0-

#—Beginning in 1991, television rights fees were no longer included in gross receipts for specific championships, per action of NCAA Executive Committee. The former revenue payments from ESPN for the Division I Women's Basketball Championship were from 1996 through 2002.

*—In the ESPN/NCAA contract beginning with the 2003 championship, the revenue from television rights were combined with 21 championships, including the Division I Women's Basketball Championship.

Tournament History

1982 The first NCAA Division I Women's Basketball Championship was conducted with a field of 32 teams, 13 of which were champions of automatic-qualifying conferences.

Women's Final Four: Norfolk, Virginia. Teams: Louisiana Tech, Cheyney, Maryland and Tennessee. Louisiana Tech (35-1) defeated Cheyney, 76-62, to claim the first NCAA women's basketball championship in front a crowd of 9,531 and a national television audience on CBS.

1983 The championship bracket remained at 32 teams and automatic qualification was awarded to 14 conferences. However, on a one-year basis only, an additional eight conferences played opening-round games to determine the four additional conference representatives that would compete in the first-round games.

Women's Final Four: Norfolk, Virginia. Teams: Southern California, Louisiana Tech, Georgia and Old Dominion. Southern California (31-2) defeated Louisiana Tech, 69-67, to win its first NCAA women's basketball championship.

1984 The championship format returned to the original format conducted in 1982, with a total of 17 automatic-qualifying conferences.

Women's Final Four: Los Angeles. Teams: Southern California, Tennessee, Cheyney and Louisiana Tech. Southern California (29-4) defeated Tennessee, 72-61, to win its second NCAA women's basketball championship.

1985 The bracket was comprised of 32 teams, with 17 automatic qualifiers. The Division I Women's Basketball Committee seeded teams No. 1 through 8 on a national basis, with No. 1 and 8 in one bracket, No. 2 and 7 in another, No. 3 and 6 in a third and No. 4 and 5 in the fourth. The remaining teams were seeded No. 1 through 8 within their respective regions; teams were moved outside their natural geographical region only as was necessary to balance the four regional brackets.

ESPN televised its first NCAA women's tournament games – the East Regional final in Norfolk, Virginia (Old Dominion 72, Ohio State 68) the West Regional final in Los Angeles (Georgia 97, Long Beach State 82) and the national semifinals in Austin, Texas (Georgia 91, Western Kentucky 78 and Old Dominion 57, Louisiana-Monroe 47; the Old Dominion vs. Louisiana-Monroe game was shown on a tape-delayed basis).

Women's Final Four: Austin, Texas. Teams: Old Dominion, Georgia,

Louisiana-Monroe and Western Kentucky. Old Dominion (31-3) defeated Georgia, 70-65, to win its first NCAA women's basketball championship.

1986 ESPN televised all four regional finals and the national semifinals, while CBS continued to broadcast the national championship game.

The NCAA and Host Communications teamed to form the NCAA Radio Network to produce radio broadcasts of the Women's Final Four games. The network consisted of 26 affiliates.

The championship was expanded to 40 teams and the number of automatic qualifiers increased from 17 to 18.

Women's Final Four: Lexington, Kentucky. Teams: Texas, Southern California, Tennessee and Western Kentucky. Undefeated Texas (34-0) beat Southern California, 97-81, to win its first NCAA women's basketball championship. Rupp Arena became the first facility to host the Men's and Women's Final Fours in consecutive years.

1987 The tournament remained at 40 teams, with 19 automatic qualifiers. The tournament consisted of four regional brackets of 10 teams each. The women's basketball committee seeded No. 1 through 8 on a national basis and placed them in the four brackets accordingly. The remaining 32 teams were seeded within their geographical regions. A team could be moved outside its region if necessary to balance the bracket numerically, or if the proximity of an opponent outside its region would be comparable and a better competitive match-up would result.

Women's Final Four: Austin, Texas. Teams: Tennessee, Louisiana Tech, Long Beach State and Texas. Tennessee (28-6) defeated Louisiana Tech, 67-44, to win its first NCAA women's basketball championship. The Women's Final Four sold out for the first time with 15,615 in attendance for each session.

1988 The bracket remained at 40 teams, with 18 automatic qualifiers. The seeding policy was changed from seeding teams No. 1 through 8, to seeding two tiers of four teams each. Teams in the first tier were the No. 1-seeded teams in each of the four regions. Teams in the second tier were placed in the regional brackets to achieve competitive balance and, when possible, to preserve geographical identity.

Women's Final Four: Tacoma, Washington. Teams: Louisiana Tech, Auburn, Long Beach State and Tennessee. Louisiana Tech (32-2) defeated Auburn, 56-54, to win its second NCAA women's basketball championship.

1989 The championship bracket expanded from 40 to 48 teams with 19 automatic qualifiers.

- Women's Final Four: Tacoma, Washington. Teams: Tennessee, Auburn, Louisiana Tech and Maryland. Tennessee (35-2) defeated Auburn, 76-60, to win its second NCAA women's basketball championship.
- 1990** The championship bracket remained at 48 teams, with 21 automatic qualifiers.
- Women's Final Four: Knoxville, Tennessee. Teams: Stanford, Auburn, Louisiana Tech and Virginia. Stanford (32-1) defeated Auburn, 88-81, to win its first NCAA women's basketball championship in front of the first 20,000-plus-person crowd (20,023) in Women's Final Four history.
- 1991** The championship bracket remained at 48 teams, with 22 automatic qualifiers.
- Women's Final Four: New Orleans, Louisiana. Teams: Tennessee, Virginia, Connecticut and Stanford. The three Women's Final Four games were all televised on CBS for the first time in a Saturday/Sunday format. Tennessee (30-5) defeated Virginia, 70-67 in overtime, to win its third NCAA women's basketball championship.
- 1992** The championship bracket remained at 48 teams, with 23 automatic qualifiers.
- Women's Final Four: Los Angeles, California. Teams: Stanford, Western Kentucky, Missouri State and Virginia. Stanford (30-3) defeated Western Kentucky, 78-62, to win its second NCAA women's basketball championship.
- 1993** The championship bracket remained at 48 teams, with 23 automatic qualifiers.
- Women's Final Four: Atlanta, Georgia. Teams: Texas Tech, Ohio State, Iowa and Vanderbilt. Texas Tech (31-3) defeated Ohio State, 84-82, to win its first NCAA women's basketball championship. The Women's Final Four sold out for the second time with 16,141 in attendance for each session. It marked the first time the event was sold out in advance.
- 1994** The championship bracket was expanded from 48 to 64 teams, and all 32 eligible conferences were awarded automatic qualification. The women's basketball committee seeded 16 teams nationally (i.e., four No. 1 seeds, four No. 2 seeds, four No. 3 seeds and four No. 4 seeds), and the remaining teams were placed in each regional bracket.
- Women's Final Four: Richmond, Virginia. Teams: North Carolina, Louisiana Tech, Alabama and Purdue. North Carolina (33-2) hit a three-pointer at the buzzer to defeat Louisiana Tech, 60-59, and win its first NCAA women's basketball championship. The Women's Final Four sold out for the third (second consecutive) time with 11,966 in attendance for each session.
- In December, the NCAA announced a seven-year agreement with ESPN, Inc. to become the exclusive television home of the Division I Women's Basketball Championship and 18 other NCAA championships, beginning with the 1995-96 season. As part of the agreement, the Women's Final Four moved to a Friday-Sunday format, effective with the 1996 championship.
- 1995** The championship bracket remained at 64 teams, and all 32 eligible conferences were awarded automatic qualification. First- and second-round sessions were conducted at the sites of the 16 highest-seeded teams; four teams, including the host institution, were assigned to each site. The women's basketball committee seeded 16 teams nationally (i.e., four No. 1 seeds, four No. 2 seeds, four No. 3 seeds and four No. 4 seeds), and the remaining teams were placed in each regional bracket.
- Women's Final Four: Minneapolis, Minnesota. Teams: Connecticut, Tennessee, Georgia and Stanford. Connecticut (35-0) defeated Tennessee, 70-64, to win its first NCAA women's basketball championship. The Women's Final Four sold out for the fourth (third consecutive) time with 18,038 in attendance for each session.
- In July, the women's basketball committee selected the Women's Final Four sites for 1999 and 2000: San Jose, California (San Jose Arena) in 1999 and Philadelphia (First Union Center) in 2000. The committee also awarded the 1998 and 1999 regional sites: 1998 - East (Dayton, Ohio); Mideast (Nashville, Tennessee); Midwest (Lubbock, Texas) and West (Oakland, California). 1999 - East (Greensboro, North Carolina); Mideast (Cincinnati); Midwest (Normal, Illinois) and West (Los Angeles).
- 1996** ESPN purchased the exclusive broadcasting rights to the women's championship and televised 24 championship games (15 on ESPN; 9 on ESPN2).
- For the first time, all 64 teams were seeded nationally. Each region in the bracket included 16 teams, and each team was placed in the bracket in order of the following seeds: No. 1 vs. No. 16; No. 8 vs. No. 9; No. 5 vs. No. 12 and No. 4 vs. No. 13 in the top half of each bracket; No. 6 vs. No. 11; No. 3 vs. No. 14; No. 7 vs. No. 10 and No. 2 vs. No. 15 in the lower half of each bracket.
- The NCAA went to three-person officiating crews for all tournament games for the first time.
- Women's Final Four: Charlotte, North Carolina. Teams: Tennessee, Georgia, Connecticut and Stanford. Tennessee (32-4) defeated Georgia, 83-65, to win its fourth NCAA women's basketball championship. The Women's Final Four sold out for the fifth (fourth consecutive) time with 23,291 in attendance for each session. This marked the highest Women's Final Four attendance in the history of the tournament.
- The championship game earned a 3.7 rating (or 2.52 million households) on ESPN, the network's fourth-highest-rated college basketball game (men's or women's) in the previous five years.
- The women's basketball committee began initial discussions about the concept of predetermined sites for the first and second rounds of the championship.
- 1997** The championship bracket remained at 64 teams, with 30 eligible conferences awarded automatic qualification.
- ESPN televised 26 championship games (15 on ESPN; 11 on ESPN2). The national championship game attracted a 4.0 rating (2.85 million homes) on ESPN, which was the highest rating for any game on ESPN (men's or women's) since 1990.
- Women's Final Four: Cincinnati. Teams: Tennessee, Old Dominion, Notre Dame and Stanford. Tennessee (29-10) defeated Old Dominion, 68-59, to win its fifth NCAA women's basketball championship. Women's Final Four tickets sold out in four hours. That marked the sixth (fifth consecutive) sellout with 16,714 in attendance for each session.
- In February, the women's basketball committee sent a survey to all Division I directors of athletics and commissioners asking for input on the predetermined-sites concept.
- In June, the women's basketball committee reviewed results of the surveys received from the Division I directors of athletics and commissioners.
- In July and August, the NCAA used a general public ticket drawing for the first time to allot tickets for the 1998 Women's Final Four.
- 1998** The NCAA used a general public ticket drawing for the first time to allot Women's Final Four tickets. The championship bracket remained at 64 teams, with 30 eligible conferences awarded automatic qualification.
- ESPN televised 27 tournament games (14 on ESPN, 13 on ESPN2).
- Women's Final Four: Kansas City, Missouri. Teams: Tennessee, Louisiana Tech, Arkansas and North Carolina State. Tennessee (39-0) defeated Louisiana Tech, 93-75, to win its record third consecutive and sixth overall NCAA championship. The Women's Final Four sold out for the seventh (sixth consecutive) time with 17,976 in attendance for each session.
- In June, the women's basketball committee voted to forward a proposal for first- and second-round sessions to be conducted at predetermined sites. The committee also awarded the 2000 and 2001 regionals to the following sites: 2000 - East (Richmond, Virginia); Mideast (Memphis, Tennessee); Midwest (Kansas City, Missouri) and West (Portland, Oregon). 2001 - East (Pittsburgh, Pennsylvania); Mideast (Birmingham, Alabama); Midwest (Denver) and West (Spokane, Washington).
- 1999** The championship bracket remained at 64 teams, with 30 eligible conferences awarded automatic qualification.
- For the second year, ESPN televised 27 tournament games (14 on ESPN, 13 on ESPN2). The national championship game recorded the highest household rating (4.3) on ESPN.
- Women's Final Four: San Jose, California. Teams: Purdue, Duke, Georgia and Louisiana Tech. Purdue (34-1) defeated Duke, 62-45, to win its first NCAA championship. The Women's Final Four sold out for the eighth (seventh consecutive) time with 17,773 in attendance for each session.
- In March, the women's basketball committee shared the initial proposal with the Division I coaches at the Women's Basketball Coaches Association (WBCA) convention during the Women's Final Four in San Jose.
- 2000** The championship bracket remained at 64 teams, with 30 eligible conferences awarded automatic qualification.
- For the third year, ESPN televised 27 tournament games (14 on ESPN, 13 on ESPN2).
- Women's Final Four: Philadelphia. Teams: Connecticut, Tennessee, Penn State and Rutgers. Connecticut (36-1) defeated Tennessee, 71-52, to win its second NCAA championship. The Women's Final Four sold out for the ninth (eighth consecutive) time with 20,060 in attendance for each session. A record 692 media credentials were issued to media representatives covering the Women's Final Four.
- In January, the Division I Championships/Competition Cabinet reviewed the proposal from the women's basketball committee to implement predetermined first- and second-round sites for the 2001 championship. The cabinet approved the proposal, but it was given a low priority in the budget process.
- In April, the Division I Management Council reviewed the predetermined sites proposal and denied the request for implementation in 2001, but asked for additional financial information for future consideration.
- In June, the women's basketball committee agreed to resubmit the predetermined sites proposal to the Division I Championships/Competition Cabinet for implementation for the 2002 championship.
- 2001** The championship bracket remained at 64 teams, with 31 eligible conferences awarded automatic qualification.
- ESPN increased its tournament coverage to 30 games (16 on ESPN, 14 on ESPN2). The national semifinals achieved their highest household rating (2.3) in the six years the tournament had been on ESPN.
- The Women's Final Four received coverage on ABC's Good Morning America the morning of the national semifinals, featuring ESPN studio host Robin Roberts and Missouri State's Jackie Stiles. The national semifinals and championship game were shown live on the Jumbotron at Times Square in New York.
- Women's Final Four: St. Louis. Teams: Connecticut, Notre Dame, Purdue and Missouri State. Notre Dame (36-2) defeated Purdue, 68-66, to capture its first NCAA championship. The Women's Final Four sold out for the 10th (ninth consecutive) time with 20,551 in attendance for each session.
- For the first time, the national championship team was presented its trophy in a live-for-television ceremony on ESPN.

In January, the Division I Championships/Competition Cabinet reviewed the revised predetermined-sites proposal. The recommendation was approved in concept, but not given a high priority in the 2001-02 NCAA budget. The recommendation was moved to the agenda for the September 2001 meeting for consideration for inclusion in the 2002-03 budget.

In July, the NCAA signed a new 11-year agreement with ESPN, granting television rights for 21 NCAA championships, including all 63 games of the Division I Women's Basketball Championship, beginning with the 2003 championship. The women's basketball committee awarded the Women's Final Four sites for 2005-07: Indianapolis (Conseco Fieldhouse or RCA Dome) in 2005, Boston (FleetCenter) in 2006 and Cleveland (Gund Arena) in 2007.

In August, a record-number of over 14,000 tickets was allotted to the general public in the 2002 Women's Final Four random computerized ticket drawing.

In September, the Division I Championships/Competition Cabinet approved a format change to move the women's basketball tournament to a Saturday-Monday and Sunday-Tuesday format, beginning in 2003. However, the cabinet tabled review of all budgetary agenda items to its February 2002 meeting because a large portion of its meeting was cancelled because of the September 11 terrorist attacks.

In October, the women's basketball committee decided that the 2003 regionals would be conducted on the following days: Mideast (Knoxville, Tennessee) and Midwest (Albuquerque, New Mexico) on Saturday and Monday; East (Dayton, Ohio) and West (Stanford, California) on Sunday and Tuesday.

2002 The championship bracket remained at 64 teams, with 31 eligible conferences awarded automatic qualification.

ESPN increased its tournament coverage to 31 games (15 on ESPN, 16 on ESPN2). The Women's Final Four attracted its highest number of television viewers, over 18 million, in its seven-year history on ESPN. The national championship game attained its highest household rating with a 4.1, which represented 3,487,000 households.

The Women's Final Four again received coverage on ABC's Good Morning America and was also featured on ABC's World News Tonight with a piece on Connecticut's bid for an undefeated season. For the second year in a row, the national semifinals and championship game were shown live on the Jumbotron at Times Square in New York.

Women's Final Four: San Antonio. Teams: Connecticut, Duke, Oklahoma and Tennessee. Connecticut (39-0) defeated Oklahoma, 82-70, to capture its third NCAA Division I women's basketball championship. With the win, Connecticut became the first women's team to achieve multiple undefeated seasons (two), the second women's team to accomplish a 39-0 record (Tennessee also went 39-0 in 1998), the fourth women's team to go undefeated and the 10th Division I men's or women's basketball squad to record a perfect season. The Women's Final Four set its all-time attendance mark of 29,619 in the Alamodome, the first 20,000-plus-seat domed facility to host the event. The Women's Final Four sold out for the 11th (10th consecutive) time with 29,619 in attendance for each session.

In February, the Division I Championships/Competition Cabinet forwarded the proposal for predetermined sites for the first and second rounds of the 2003 championship to the Division I Management Council and Board of Directors for budgetary consideration.

In April, the Division I Management Council and Board of Directors approved the predetermined first- and second-round sites proposal. Shortly after approval, bid specifications were sent to every Division I school and conference to submit to the committee for review.

In June, the women's basketball committee selected the following institutions to serve as the 16 first- and second-round host sites for the 2003 championship: University of Cincinnati; University of Colorado, Boulder; University of Connecticut; University of Georgia; Kansas State University; Louisiana Tech University; North Carolina State University; Old Dominion University; University of Oklahoma; University of Oregon; Pennsylvania State University; Purdue University; University of New Mexico; Stanford University; University of Tennessee, Knoxville; and Texas Tech University.

In addition, the women's basketball committee awarded the 2004, 2005 and 2006 regionals to the following sites: 2004 - East (Hartford, Connecticut); Mideast (Norfolk, Virginia); Midwest (Norman, Oklahoma) and West (Tempe, Arizona). 2005 - East (Philadelphia); Mideast (Chattanooga, Tennessee); Midwest (Kansas City, Missouri) and West (Seattle). 2006 - (Fairfield, Connecticut); Mideast (Cleveland); Midwest (San Antonio) and West (Albuquerque).

The women's basketball committee also determined the RCA Dome would be the competition venue for the 2005 Women's Final Four.

In October, the women's basketball committee distributed the bid specifications for the 2008-10 Women's Final Fours. For the first time, the Women's Final Four bid specifications were sent in a coordinated, joint effort with the Division I Men's Basketball Committee and its Men's Final Four bid specifications.

In December, the women's basketball committee identified the following seven cities as potential sites for the 2008-10 Women's Final Fours: Denver (Pepsi Center), Minneapolis (Hubert Humphrey Metrodome), Philadelphia (First Union Center), San Antonio (Alamodome), St. Louis (Edward Jones Dome or Savvis Center), San Jose, California (HP Pavilion at San Jose), and Tampa, Florida (St. Pete Times Forum or Tropicana Field).

2003 The championship bracket remained at 64 teams, with 31 eligible conferences awarded automatic qualification.

All 63 games, played under the new Saturday-Monday and Sunday-Tuesday format, were televised live on ESPN and ESPN2 for the first time in the championship's history. ESPN offered whiparound-styled coverage of the first- and second-round games to most of the nation with regionalized/protected coverage in the home markets of the competing teams. All first- and second-round games were available in their entirety on ESPN's FullCourt pay-per-view package. Beginning with the regional semifinals, the remaining 15 games were televised nationally on ESPN and ESPN2. The overall tournament (55.4 million viewers) and the Women's Final Four (19.7 million viewers) were the most viewed in eight years on ESPN. The Texas-Connecticut national semifinal game was the most-viewed national semifinal game in ESPN history. The Tennessee-Connecticut national championship game was the fourth most-viewed basketball game (men's or women's) ever on ESPN or ESPN2.

The Women's Final Four again received coverage on ABC's Good Morning America, and for the third consecutive year, the national semifinals and championship game were shown live on the Jumbotron at Times Square in New York.

Women's Final Four: Atlanta. Teams: Connecticut, Duke, Tennessee and Texas. Connecticut (37-1) defeated Tennessee, 73-68, to capture its second straight and fourth overall NCAA Division I women's basketball championship. Connecticut became the first team to repeat as champion since Tennessee won three in a row from 1996-98. The Georgia Dome completed the unique double dip, becoming the second facility to host the Men's and Women's Final Fours in back-to-back years. The Women's Final Four sold out for the 12th (11th consecutive) time with 28,210 in attendance for each session.

In May, the women's basketball committee narrowed the pool to the following four cities to host the 2008-10 Women's Final Fours: Denver (Pepsi Center), St. Louis (Edward Jones Dome or Savvis Center), San Antonio (Alamodome), and Tampa, Florida (St. Pete Times Forum).

In June, the women's basketball committee voted to submit a revised predetermined sites proposal to the Division I Championships/Competition Cabinet that would allow the first- and second-round sessions to be conducted at eight, rather than 16, predetermined sites, beginning with the 2005 championship. The committee also selected the following institutions to serve as the 16 first- and second-round hosts for the 2004 championship: Arizona State University; University of California, Santa Barbara; Duke University; Fairfield University; Florida State University; Iowa State University; Louisiana State University; University of Minnesota, Twin Cities; University of Montana; University of New Mexico; University of Notre Dame; Ohio State University; Temple University; University of Tennessee at Chattanooga; University of Texas at Austin; and Virginia Polytechnic Institute and State University.

In July, the women's basketball committee awarded the Women's Final Four sites for 2008-10: Tampa, Florida (St. Pete Times Forum) in 2008, St. Louis (Edward Jones Dome) in 2009 and San Antonio (Alamodome) in 2010.

In September, the Division I Championships/Competition Cabinet approved that effective with the 2005 championship, the format for first- and second-round sessions be revised to conduct the sessions at eight, rather than 16, predetermined sites.

2004 The championship bracket remained at 64 teams, with 31 eligible conferences awarded automatic qualification.

For the second consecutive year, all 63 games in 31 broadcast windows were televised live on ESPN and ESPN2. Overall, the tournament was the most-viewed (estimated 72.1 million viewers) and highest-rated (1.47 on ESPN and 0.51 on ESPN2) ever. The games on ESPN averaged 1,300,000 households while the games on ESPN2 averaged 445,000 households.

Women's Final Four: New Orleans. Teams: Connecticut, LSU, Minnesota and Tennessee. Connecticut (31-4) defeated Tennessee, 70-61, to capture its third straight and fifth overall NCAA Division I women's basketball championship. Connecticut became the first team to capture three consecutive national titles since Tennessee won three straight from 1996-98. New Orleans became the third city to host the Men's and Women's Final Fours in back-to-back years (Lexington, Ky.: 1985 men's, 1986 women's, and Atlanta: 2002 men's, 2003 women's). The Women's Final Four sold out for the 13th (12th consecutive) time with 18,211 in attendance for each session.

The three games of the Women's Final Four averaged the most viewers (3,801,000 households) and the highest rating (3.4) ever on ESPN. The number of households was a 16 percent increase from 2,583,000, and the rating was a 13 percent increase from 3.0 in 2003. The two national semifinal games averaged 2,545,000 households and a 2.9 rating, to break the highs set in 2003 as ESPN's most-viewed and highest-rated Women's Final Four semifinals. The Connecticut-Tennessee national championship game was ESPN's second most-viewed basketball game – men's or women's, college or professional – in the network's 25-year history, averaging 3,801,000 households. This mark surpassed the previous high of 3,487,000 households for Connecticut's victory over Oklahoma in the 2002 national championship game. The game also marked ESPN's highest-rated women's basketball telecast with a 4.3 average rating.

For the second year in a row, the Women's Final Four telecasts of the three games and studio coverage were presented in high-definition television on ESPN HD. The Women's Final Four again received coverage on ABC's Good Morning America, and for the third consecutive year, the national semifinals and championship game were shown live on the Jumbotron at Times Square in New York.

In June, the women's basketball committee selected the following first- and second-round sites for the 2005 and 2006 championships: 2005 – Reunion

Arena, Dallas (University of Texas at Austin and Texas Tech University, hosts); Dean E. Smith Center, Chapel Hill, North Carolina (University of North Carolina, Chapel Hill, host); Comcast Center, College Park, Md. (University of Maryland, College Park, host); Save Mart Center, Fresno, California (California State University, Fresno, host); Thompson-Boling Arena, Knoxville, Tennessee (University of Tennessee, Knoxville, host); Williams Arena, Minneapolis (University of Minnesota, Twin Cities, host); Bank of America Arena, Seattle (University of Washington, host); and Harry A. Gampel Pavilion, Storrs, Connecticut (University of Connecticut, host). 2006 - Allstate Arena, Chicago (DePaul University, host); Pepsi Center, Denver (University of Colorado, Boulder, host); Memorial Gymnasium, Nashville, Tennessee (Vanderbilt University, host); Ted Constant Convocation Center, Norfolk, Virginia (Old Dominion University, host); Sovereign Bank Arena, Trenton, New Jersey (Rider University and Metro Atlantic Athletic Conference, hosts); McKale Center, Tucson, Arizona (University of Arizona, host); Bryce Jordan Center, University Park, Pennsylvania (Pennsylvania State University, host); and Mackey Arena, West Lafayette, Indiana (Purdue University, host).

The women's basketball committee voted to change the names for the first and second-round and regional sites from region designations (East, Mideast, Midwest and West) to city-name designations (i.e., Dallas First and Second Rounds, Philadelphia Regional).

The committee designated the competition dates for the 2005 regional sites: games at the Chattanooga and Tempe regionals will be Saturday, March 26 and Monday, March 28; games at the Kansas City and Philadelphia regionals will be Sunday, March 27 and Tuesday, March 29.

Effective with the 2005 championship, the committee established the format for the first and second rounds to be four games (two two-game sessions) on one day for the first round and two games (one two-game session) for the second round, and increased the minimum ticket prices for first and second rounds, and regionals to \$35 for adults, \$20 for all children, high school and college students for all-session tickets, and \$20 for adults, \$25 for all children, high school and college students, for single-session tickets.

In September, the Division I Championships/Competition Cabinet approved the women's basketball committee's proposals to conduct regional sessions of the tournament at neutral sites and for regional bid specifications to include the opportunity for a host to bid for one year or two consecutive years, beginning with the 2007 championship.

In October, the women's basketball committee designated the competition dates for the 2006 regional sites: games at the Albuquerque and San Antonio regionals will be Saturday, March 25 and Monday, March 27; games at the Bridgeport and Cleveland regionals will be Sunday, March 26 and Tuesday, March 28.

In November, the women's basketball committee and ESPN announced that the bracket announcement for the Division I Women's Basketball Championship will be moved from Sunday to the Monday before the start of competition at 7 p.m. Eastern time, beginning in 2006.

2005 The championship bracket remained at 64 teams, with 31 eligible conferences awarded automatic qualification.

For the third consecutive year, all 63 games in 29 broadcast windows were televised live on ESPN and ESPN2. Overall, the tournament was viewed by an estimated 60.4 million viewers and rated 1.27 on ESPN and 0.56 on ESPN2. The games on ESPN2 averaged 491,000 households for the most-viewed tournament games in ESPN2 history, while the games on ESPN averaged 1,130,000 households, the second most-viewed tournament games in ESPN history.

In an ESPN first, Tennessee head coach Pat Summitt's record-breaking 880th win in the Lady Vols' second-round game versus Purdue was captured live on six domestic ESPN television networks - ESPN, ESPN2, ESPNU, ESPNEWS,

ESPN Classic and ESPN Deportes. The entire game was carried on ESPNU and ESPN2, while the other networks joined live with less than two minutes to go and stayed through Summitt's postgame interview.

Women's Final Four: Indianapolis. Teams: Baylor, LSU, Michigan and Tennessee. Baylor (33-3) defeated Michigan State, 84-62, to capture its first NCAA Division I women's basketball championship. The 22-point winning margin was the second-highest in a national championship game, behind Tennessee's 23-point (67-44) victory over Louisiana Tech in 1987. Baylor head coach Kim Mulkey-Robertson became the first woman to win a Division I basketball championship as a player (Louisiana Tech in 1982) and a coach. She also won the NCAA title as assistant coach at Louisiana Tech in 1988.

The national semifinals featured two of the most exciting back-to-back, come-from-behind games in tournament history. In the first semifinal, Baylor came from 15 points down to beat LSU, 68-57. Michigan State followed in the second semifinal with a comeback of its own, rallying from a 16-point deficit to defeat Tennessee, 68-64. The Women's Final Four sold out for the 14th (13th consecutive) time with 28,937 in attendance for each session.

The three games of the Women's Final Four averaged the most viewers (2,254,000 households) and a rating of 2.5 on ESPN. The two national semifinal games averaged 2,197,000 households and a 2.45 rating. The Baylor-Michigan State national championship game carried a 2.6 rating for 2,369,000 households.

For the third year in a row, the Women's Final Four telecasts of the three games and studio coverage were presented in high-definition television on ESPN HD. The Women's Final Four again received coverage on ABC's Good Morning America, and for the fourth consecutive year, the national semifinals and championship game were shown live on the Jumbotron at Times Square in New York. For the sixth straight year, portions of ESPN's coverage of the Women's Final Four were featured on the SuperSign in Times Square.

In July, the women's basketball committee selected the following first- and second-round sites for the 2007 and 2008 championships: 2007 First and Second Rounds - Frank Erwin Center, Austin, Texas (University of Texas at Austin, host); Breslin Student Events Center, East Lansing, Michigan (Michigan State University, host); Hartford Civic Center, Hartford, Connecticut (University of Connecticut, host); Galen Center, Los Angeles (University of Southern California, host); Williams Arena, Minneapolis (University of Minnesota, Twin Cities, host); Petersen Events Center, Pittsburgh (University of Pittsburgh, host); RBC Center, Raleigh, North Carolina (North Carolina State University, host); and Maples Pavilion, Stanford, California (Stanford University, host). 2007 Regionals - Reunion Arena, Dallas (Conference USA and Southern Methodist University, hosts); University of Dayton Arena, Dayton, Ohio (University of Dayton, host); Greensboro Coliseum, Greensboro, North Carolina (Atlantic Coast Conference, host); and Save Mart Center, Fresno, California (California State University, Fresno, host). 2008 First and Second Rounds - The Pit/Bob King Court, Albuquerque, New Mexico (University of New Mexico, host); Pete Maravich Assembly Center, Baton Rouge, Louisiana (Louisiana State University, host); Bridgeport Arena at Harbor Yard, Bridgeport, Connecticut (Fairfield University, host); Comcast Center, College Park, Maryland (University of Maryland, College Park, host); Wells Fargo Arena at the Iowa Events Center, Des Moines, Iowa (Iowa State University, host); Ted Constant Convocation Center, Norfolk, Virginia (Old Dominion University, host); Maples Pavilion, Stanford, California (Stanford University, host); and Mackey Arena, West Lafayette, Indiana (Purdue University, host). 2008 Regionals - Greensboro Coliseum, Greensboro, North Carolina (Atlantic Coast Conference, host); New Orleans Arena, New Orleans (University of New Orleans, host); Ford Center, Oklahoma City (University of Oklahoma, host); and Spokane Veterans Memorial Arena, Spokane, Washington (Washington State University, host).

THE TOURNAMENT

Team-By-Team Won-Lost Records In Tournament Play

(214 TEAMS)

Team (Years Participated)	App.	G	Won	Lost	Pct.	1st	2nd	Tied *3rd
Alabama (1984-88-92-93-94-95-96-97-98-99)	10	26	16	10	.615	0	0	1
UAB (1994-2000)	2	4	2	2	.500	0	0	0
Alabama St. (2003)	1	1	0	1	.000	0	0	0
Alcorn St. (2000-01-05)	3	3	0	3	.000	0	0	0
Appalachian St. (1990-91-96-99)	4	4	0	4	.000	0	0	0
Arizona (1997-98-99-2000-03-04-05)	7	13	6	7	.462	0	0	0
Arizona St. (1982-83-92-2001-02-05)	6	11	5	6	.455	0	0	0
Arkansas (1986-89-90-91-95-98-2001-02-03)	9	21	12	9	.600	0	0	1
Auburn (1982-83-85-86-87-88-89-90-91-93-94-96-97-99-2000-04)	16	44	28	16	.636	0	3	0
Austin Peay (1996-2001-02-03-04)	5	5	0	5	.000	0	0	0
Baylor (2001-02-04-05)	4	12	9	3	.750	1	0	0
Boise St. (1994)	1	1	0	1	.000	0	0	0
Boston College (1999-2000-02-03-04-05)	6	13	7	6	.538	0	0	0
Boston U. (2003)	1	1	0	1	.000	0	0	0
Bowling Green (1987-88-89-90-93-94-2005)	7	8	1	7	.125	0	0	0

Team (Years Participated)	App.	G	Won	Lost	Pct.	1st	2nd	Tied *3rd
Brigham Young (1984-85-93-2000-02-03)	6	8	2	6	.250	0	0	0
Brown (1994)	1	1	0	1	.000	0	0	0
Bucknell (2002)	1	1	0	1	.000	0	0	0
Butler (1996)	1	1	0	1	.000	0	0	0
California (1990-92-93)	3	4	1	3	.250	0	0	0
UC Irvine (1995)	1	1	0	1	.000	0	0	0
UC Santa Barb. (1992-93-97-98-99-2000-01-02-03-04-05)	11	18	7	11	.389	0	0	0
Cal St. Fullerton (1989-91)	2	3	1	2	.333	0	0	0
Cal St. Northridge (1999)	1	1	0	1	.000	0	0	0
Campbell (2000)	1	1	0	1	.000	0	0	0
Canisius (2005)	1	1	0	1	.000	0	0	0
UCF (1996-99)	2	2	0	2	.000	0	0	0
Central Mich. (1983-84)	2	2	0	2	.000	0	0	0
Charlotte (2003)	1	1	0	1	.000	0	0	0
Chattanooga (1989-92-2001-02-03-04)	6	7	1	6	.143	0	0	0
Cheyney (1982-83-84)	3	11	8	3	.727	0	1	1
Cincinnati (1989-99-2002-03)	4	5	1	4	.200	0	0	0
Clemson (1982-88-89-90-91-92-93-94-96-97-98-99-2000-01-02)	15	29	14	15	.483	0	0	0
Colgate (2004)	1	1	0	1	.000	0	0	0
Colorado (1988-89-92-93-94-95-96-97-2001-02-03-04)	12	29	17	12	.586	0	0	0
Colorado St. (1996-98-99-2001-02)	5	10	5	5	.500	0	0	0
Connecticut (1989-90-91-92-93-94-95-96-97-98-99-2000-01-02-03-04-05)	17	67	55	12	.821	5	0	3
Coppin St. (2005)	1	1	0	1	.000	0	0	0
Creighton (1992-94-2002)	3	5	2	3	.400	0	0	0
Dartmouth (1983-95-99-2000-05)	5	5	0	5	.000	0	0	0
Delaware (2001)	1	1	0	1	.000	0	0	0
Denver (2001)	1	1	0	1	.000	0	0	0
DePaul (1990-91-92-93-95-96-97-2003-04-05)	10	15	5	10	.333	0	0	0
Detroit (1997)	1	1	0	1	.000	0	0	0
Drake (1982-84-86-95-97-98-2000-01-02)	9	15	6	9	.400	0	0	0
Duke (1987-95-96-97-98-99-2000-01-02-03-04-05)	12	42	30	12	.714	0	1	2
East Caro. (1982)	1	1	0	1	.000	0	0	0
Eastern Ill. (1988)	1	1	0	1	.000	0	0	0
Eastern Ky. (1997-2005)	2	2	0	2	.000	0	0	0
Eastern Mich. (2004)	1	1	0	1	.000	0	0	0
Eastern Wash. (1987)	1	1	0	1	.000	0	0	0
Evansville (1999)	1	1	0	1	.000	0	0	0
Fairfield (1988-91-98-2001)	4	4	0	4	.000	0	0	0
Florida (1993-94-95-96-97-98-99-2001-02-04)	10	19	9	10	.474	0	0	0
Florida A&M (1995-99)	2	2	0	2	.000	0	0	0
Florida Int'l (1994-95-97-98-99-2002)	6	9	3	6	.333	0	0	0
Florida St. (1983-90-91-2001-05)	5	8	3	5	.375	0	0	0
Fordham (1994)	1	1	0	1	.000	0	0	0
Furman (1995-2000)	2	2	0	2	.000	0	0	0
George Washington (1991-92-94-95-96-97-98-2000-01-03-04-05)	12	25	13	12	.520	0	0	0
Georgetown (1993)	1	3	2	1	.667	0	0	0
Georgia (1982-83-84-85-86-87-88-89-90-91-93-95-96-97-98-99-2000-01-02-03-04-05)	22	65	43	22	.662	0	2	3
Ga. Southern (1993-94)	2	2	0	2	.000	0	0	0
Georgia St. (2001-02-03)	3	3	0	3	.000	0	0	0
Georgia Tech (1993-2003)	2	2	0	2	.000	0	0	0
Grambling (1994-96-97-98-99)	5	5	0	5	.000	0	0	0
Hampton (2000-03-04)	3	3	0	3	.000	0	0	0
Hartford (2002-05)	2	2	0	2	.000	0	0	0
Harvard (1996-97-98-2002-03)	5	6	1	5	.167	0	0	0
Hawaii (1989-90-94-96-98)	5	6	1	5	.167	0	0	0
Holy Cross (1985-89-91-95-96-98-99-2000-01-03-05)	11	12	1	11	.083	0	0	0
Houston (1988-92-2004-05)	4	5	1	4	.200	0	0	0
Howard (1982-96-97-98-2001)	5	5	0	5	.000	0	0	0
Idaho (1985)	1	1	0	1	.000	0	0	0
Idaho St. (2001)	1	1	0	1	.000	0	0	0
Illinois (1982-86-87-97-98-99-2000-03)	8	16	8	8	.500	0	0	0
Illinois St. (1983-85-89-2005)	4	5	1	4	.200	0	0	0
Indiana (1983-94-95-2002)	4	5	1	4	.200	0	0	0
Iowa (1986-87-88-89-90-91-92-93-94-96-97-98-2001-02-04)	15	31	16	15	.516	0	0	1
Iowa St. (1997-98-99-2000-01-02-05)	7	16	9	7	.563	0	0	0
Jackson St. (1982-83-95)	3	3	0	3	.000	0	0	0
James Madison (1986-87-88-89-91-96)	6	13	7	6	.538	0	0	0
Kansas (1987-88-92-93-94-95-96-97-98-99-2000)	11	20	9	11	.450	0	0	0
Kansas St. (1982-83-84-87-97-2002-03-04-05)	9	17	8	9	.471	0	0	0
Kent St. (1982-96-98-2000-02)	5	6	1	5	.167	0	0	0
Kentucky (1982-83-86-91-99)	5	8	3	5	.375	0	0	0
La Salle (1983-86-88-89)	4	5	1	4	.200	0	0	0
Lamar (1991)	1	4	3	1	.750	0	0	0
Lehigh (1997)	1	1	0	1	.000	0	0	0
Liberty (1997-98-99-2000-01-02-03-04-05)	9	11	2	9	.182	0	0	0
Lipscomb (2004)	1	1	0	1	.000	0	0	0
Long Beach St. (1982-83-84-85-86-87-88-89-90-91-92)	11	29	18	11	.621	0	0	2

Question...

Name the first year three-person officiating crews were used in all rounds of the championship.

Answer...

1996.

Team (Years Participated)	App.	G	Won	Lost	Pct.	1st	2nd	Tied *3rd
Long Island (2001)	1	1	0	1	.000	0	0	0
La.-Monroe (1983-84-85-87)	4	9	5	4	.556	0	0	1
LSU (1984-86-87-88-89-90-91-97-99-2000-01-02-03-04-05)	15	39	24	15	.615	0	0	2
Louisiana Tech (1982-83-84-85-86-87-88-89-90-91-92-93-94-95-96-97-98-99-2000-01-02-03-04-05)	24	87	65	22	.747	2	4	4
Louisville (1983-84-93-95-97-98-99-2001-05)	9	12	3	9	.250	0	0	0
Loyola (Md.) (1994-95)	2	2	0	2	.000	0	0	0
Loyola Marymount (2004)	1	1	0	1	.000	0	0	0
Maine (1995-96-97-98-99-2000-04)	7	8	1	7	.125	0	0	0
Manhattan (1987-90-96-2003)	4	4	0	4	.000	0	0	0
Marist (2004)	1	1	0	1	.000	0	0	0
Marquette (1994-95-97-98-99-2000-04)	7	9	2	7	.222	0	0	0
Marshall (1997)	1	1	0	1	.000	0	0	0
Maryland (1982-83-84-86-88-89-90-91-92-93-97-2001-04-05)	14	28	14	14	.500	0	0	2
Massachusetts (1996-98)	2	2	0	2	.000	0	0	0
#Memphis (1982-85-87-95-96-97-98)	7	9	2	7	.222	0	0	0
Miami (Fla.) (1989-92-93-98-2003-04)	6	8	2	6	.250	0	0	0
Michigan (1990-98-2000-01)	4	6	2	4	.333	0	0	0
Michigan St. (1991-96-97-2003-04-05)	6	14	8	6	.571	0	1	0
Middle Tenn. (1983-84-85-86-88-96-98-2004-05)	9	13	4	9	.308	0	0	0
Minnesota (1994-2002-03-04-05)	5	15	10	5	.714	0	0	1
Mississippi (1982-83-84-85-86-87-88-89-90-91-92-94-95-96-2004-05)	16	31	15	16	.484	0	0	0
Mississippi St. (1999-2000-02-03)	4	7	3	4	.429	0	0	0
Missouri (1982-83-84-85-86-94-2001-04)	8	12	4	8	.333	0	0	0
Missouri St. (1991-92-93-94-95-96-98-99-2000-01-03-04)	12	26	14	12	.538	0	0	2
Monmouth (1983)	1	2	1	1	.500	0	0	0
Montana (1983-84-86-88-89-90-91-92-94-95-96-97-98-2000-04-05)	16	22	6	16	.273	0	0	0
Montana St. (1993)	1	1	0	1	.000	0	0	0
Mt. St. Mary's (1994-95)	2	2	0	2	.000	0	0	0
Nebraska (1988-93-96-98-99-2000)	6	8	2	6	.250	0	0	0
UNLV (1984-85-86-89-90-91-94-2002)	8	11	3	8	.214	0	0	0
New Mexico (1998-2002-03-04-05)	5	7	2	5	.286	0	0	0
New Mexico St. (1987-88)	2	2	0	2	.000	0	0	0
New Orleans (1987)	1	1	0	1	.000	0	0	0
Norfolk St. (2002)	1	1	0	1	.000	0	0	0
North Carolina (1983-84-85-86-87-92-93-94-95-97-98-99-2000-02-03-04-05)	17	43	27	16	.628	1	0	0
UNC Greensboro (1998)	1	1	0	1	.000	0	0	0
N.C. A&T (1994)	1	1	0	1	.000	0	0	0
North Carolina St. (1982-83-84-85-86-87-89-90-91-95-96-97-98-99-2000-01-04-05)	18	35	17	18	.486	0	0	1
North Texas (1986)	1	1	0	1	.000	0	0	0
Northeastern (1999)	1	1	0	1	.000	0	0	0
Northern Ill. (1990-92-93-94-95)	5	7	2	5	.286	0	0	0
Northwestern (1982-87-90-91-93-97)	6	9	3	6	.333	0	0	0
Northwestern St. (1989-2004)	2	2	0	2	.000	0	0	0
Notre Dame (1992-94-96-97-98-99-2000-01-02-03-04-05)	12	33	22	11	.667	1	0	1
Oakland (2002)	1	1	0	1	.000	0	0	0
Ohio (1986-95)	2	2	0	2	.000	0	0	0
Ohio St. (1982-84-85-86-87-88-89-90-93-96-99-2003-04-05)	14	31	17	14	.548	0	1	0
Oklahoma (1986-95-2000-01-02-03-04-05)	8	20	12	8	.600	0	1	0
Oklahoma St. (1989-90-91-93-94-95-96)	7	11	4	7	.364	0	0	0
Old Dominion (1982-83-84-85-87-88-89-90-92-93-94-95-96-97-98-99-2000-01-02-03-04-05)	22	53	32	21	.604	1	1	1
Oral Roberts (1999-2001-05)	3	3	0	3	.000	0	0	0
Oregon (1982-84-87-94-95-96-97-98-99-2000-01-05)	12	17	5	12	.294	0	0	0
Oregon St. (1983-84-94-95-96)	5	7	2	5	.286	0	0	0
Penn (2001-04)	2	2	0	2	.000	0	0	0
Penn St. (1982-83-84-85-86-87-88-90-91-92-93-94-95-96-99-2000-01-02-03-04-05)	21	47	26	21	.553	0	0	1
Pepperdine (2000-02-03)	3	3	0	3	.000	0	0	0
Portland (1994-95-96-97)	4	4	0	4	.000	0	0	0
Providence (1986-89-90-91-92)	5	7	2	5	.286	0	0	0
Purdue (1989-90-91-92-94-95-96-97-98-99-2000-01-02-03-04-05)	16	48	33	15	.688	1	1	1
Radford (1994-95-96)	3	3	0	3	.000	0	0	0
Rhode Island (1996)	1	1	0	1	.000	0	0	0
Rice (2000-05)	2	3	1	2	.333	0	0	0
Richmond (1990-91-2005)	3	3	0	3	.000	0	0	0
Rutgers (1986-87-88-89-90-91-92-93-94-98-99-2000-01-03-04-05)	16	38	22	16	.579	0	0	1
St. Francis (Pa.) (1996-97-98-99-2000-02-03-04-05)	9	9	0	9	.000	0	0	0
St. John's (N.Y.) (1983-84-88)	3	4	1	3	.250	0	0	0
St. Joseph's (1985-86-87-88-89-90-94-95-97-99-2000)	11	17	6	11	.353	0	0	0
St. Mary's (Cal.) (1999-2001)	2	3	1	2	.333	0	0	0
St. Peter's (1982-92-93-97-99-2000-02)	7	7	0	7	.000	0	0	0
San Diego (1993-2000)	2	2	0	2	.000	0	0	0
San Diego St. (1984-85-93-94-95-97)	6	9	3	6	.333	0	0	0

THE TOURNAMENT

Team (Years Participated)	App.	G	Won	Lost	Pct.	1st	2nd	Tied *3rd
San Francisco (1995-96-97)	3	5	2	3	.400	0	0	0
Santa Clara (1992-94-98-99-2002-05)	6	7	1	6	.143	0	0	0
Seton Hall (1994-95)	2	5	3	2	.600	0	0	0
Siena (2001)	1	1	0	1	.000	0	0	0
South Ala. (1987)	1	1	0	1	.000	0	0	0
South Carolina (1982-86-88-89-90-91-2002-03)	8	16	8	8	.500	0	0	0
South Carolina St. (1983)	1	2	1	1	.500	0	0	0
Southern California (1982-83-84-85-86-87-88-91-92-93-94-95-97-2005)	14	40	28	12	.700	2	1	0
Southern Ill. (1986-87-90-92)	4	6	2	4	.333	0	0	0
Southern Methodist (1994-95-96-98-99-2000)	6	9	3	6	.333	0	0	0
Southern Miss. (1985-87-89-90-92-94-95-96)	8	12	4	8	.333	0	0	0
Southern U. (2002-04)	2	2	0	2	.000	0	0	0
Stanford (1982-88-89-90-91-92-93-94-95-96-97-98-99-2000-01-02-03-05)	19	60	43	17	.717	2	0	4
Stephen F. Austin (1982-83-88-89-90-91-92-93-94-95-96-97-98-99-2001-02)	17	27	10	17	.370	0	0	0
Stetson (2005)	1	1	0	1	.000	0	0	0
Syracuse (1985-88-2002)	3	3	0	3	.000	0	0	0
Temple (1989-2002-04-05)	4	6	2	4	.333	0	0	0
Tennessee (1982-83-84-85-86-87-88-89-90-91-92-93-94-95-96-97-98-99-2000-01-02-03-04-05)	24	107	89	18	.832	6	5	5
Tennessee St. (1994-95)	2	2	0	2	.000	0	0	0
Tennessee Tech (1982-85-87-89-90-91-92-93-99-2000)	10	13	3	10	.231	0	0	0
Texas (1983-84-85-86-87-88-89-90-91-92-93-94-96-97-99-2000-01-02-03-04-05)	21	51	31	20	.608	1	0	2
Texas-Arlington (2005)	1	1	0	1	.000	0	0	0
Texas A&M (1994-96)	2	4	2	2	.500	0	0	0
TCU (2001-02-03-04-05)	5	9	4	5	.444	0	0	0
Texas St. (1997-2003)	2	2	0	2	.000	0	0	0
Texas Tech (1984-86-90-91-92-93-94-95-96-97-98-99-2000-01-02-03-04-05)	18	47	30	17	.638	1	0	0
Toledo (1991-92-95-96-97-99-2001)	7	10	3	7	.300	0	0	0
Troy (1997)	1	1	0	1	.000	0	0	0
Tulane (1995-96-97-98-99-2000-01-02-03)	9	12	3	9	.250	0	0	0
UCLA (1983-85-90-92-98-99-2000-04)	8	15	7	8	.467	0	0	0
Utah (1983-86-89-90-91-95-96-97-98-2000-01-03-05)	13	18	5	13	.278	0	0	0
Valparaiso (2003-04)	2	2	0	2	.000	0	0	0
Vanderbilt (1986-87-89-90-91-92-93-94-95-96-97-98-2000-01-02-03-04-05)	18	48	30	18	.625	0	0	1
Vermont (1992-93-94-2000)	4	4	0	4	.000	0	0	0
Villanova (1986-87-88-89-2001-02-03-04)	8	15	7	8	.467	0	0	0
Virginia (1984-85-86-87-88-89-90-91-92-93-94-95-96-97-98-99-2000-01-02-03-05)	21	52	31	21	.596	0	1	2
Virginia Tech (1994-95-98-99-2001-03-04-05)	8	15	7	8	.467	0	0	0
Wake Forest (1988)	1	2	1	1	.500	0	0	0
Washington (1985-86-87-88-89-90-91-93-94-95-97-98-2001-03)	14	28	14	14	.500	0	0	0
Washington St. (1991)	1	1	0	1	.000	0	0	0
Weber St. (2002-03)	2	2	0	2	.000	0	0	0
West Virginia (1989-92-2004)	3	5	2	3	.400	0	0	0
Western Caro. (2005)	1	1	0	1	.000	0	0	0
Western Ill. (1995)	1	1	0	1	.000	0	0	0
Western Ky. (1985-86-87-88-89-90-91-92-93-94-95-97-98-2000-03)	15	32	17	15	.531	0	1	2
Western Mich. (1985-2003)	2	2	0	2	.000	0	0	0
Wisconsin (1992-95-96-98-2001-02)	6	8	2	6	.250	0	0	0
Wis.-Green Bay (1994-98-99-2000-02-03-04-05)	8	9	1	8	.111	0	0	0
Wis.-Milwaukee (2001)	1	1	0	1	.000	0	0	0
Xavier (Ohio) (1993-99-2000-01-03)	5	9	4	5	.444	0	0	0
Youngstown St. (1996-98-2000)	3	4	1	3	.250	0	0	0
TOTALS	1,260		1,236	1,236		24	24	48

#TEAMS VACATING NCAA TOURNAMENT ACTION

	Year	Record	Placing	Conference
Memphis	1985	0-1	—	Metro

#OFFICIAL NCAA TOURNAMENT RECORDS

Team (Years Participated)	App.	G	Won	Lost	Pct.	1st	2nd	Tied *3rd
Memphis (1982-87-95-96-97-98)	6	8	2	6	.250	0	0	0

*Tied for third.



The Coaches

Coaches Records.....76
Coaches with Accomplished Records..77
Coaches Who Have Played and
Coached in the Final Four
and Tournament78
All-Time Tournament Coaches78



Coaches Records

Won-Lost Records of Champions

Year	National Champion (Seed)	Coach	W-L	Pct.
1982	Louisiana Tech (1)	Sonja Hogg	35-1	.972
1983	Southern California (1)	Linda Sharp	31-2	.939
1984	Southern California (1)	Linda Sharp	29-4	.879
1985	Old Dominion (1)	Marianne Stanley	31-3	.911
1986	Texas (1)	Jody Conradt	34-0	1.000
1987	Tennessee (2)	Pat Summitt	28-6	.824
1988	Louisiana Tech (2)	Leon Barmore	32-2	.941
1989	Tennessee (1)	Pat Summitt	35-2	.946
1990	Stanford (1)	Tara VanDerveer	32-1	.970
1991	Tennessee (1)	Pat Summitt	30-5	.857
1992	Stanford (1)	Tara VanDerveer	30-3	.909
1993	Texas Tech (2)	Marsha Sharp	31-3	.912
1994	North Carolina (3)	Sylvia Hatchell	33-2	.943
1995	Connecticut (1)	Geno Auriemma	35-0	1.000
1996	Tennessee (1)	Pat Summitt	32-4	.889
1997	Tennessee (3)	Pat Summitt	29-10	.743
1998	Tennessee (1)	Pat Summitt	39-0	1.000
1999	Purdue (1)	Carolyn Peck	34-1	.971
2000	Connecticut (1)	Geno Auriemma	36-1	.973
2001	Notre Dame (1)	Muffett McGraw	34-2	.944
2002	Connecticut (1)	Geno Auriemma	39-0	1.000
2003	Connecticut (1)	Geno Auriemma	37-1	.974
2004	Connecticut (2)	Geno Auriemma	31-4	.886
2005	Baylor (2)	Kim Mulkey-Robertson	33-3	.917

Photo by Jamie Schwaberow/NCAA Photos



Kim Mulkey-Robertson made her first trip as a coach to the Women's Final Four a winning one, as she guided Baylor to the 2005 title. Mulkey-Robertson was a player on the Louisiana Tech team that won the first NCAA Division I Women's Basketball Championship in 1982.

Women's Final Four Records

NCAA CHAMPIONSHIPS

- 6 - Pat Summitt, Tennessee, 1987-89-91-96-97-98
- 5 - Geno Auriemma, Connecticut, 1995-2000-02-03-04
- 2 - Linda Sharp, Southern California, 1983-84
- 2 - Tara VanDerveer, Stanford, 1990-92

WOMEN'S FINAL FOUR APPEARANCES

- 16 - Pat Summitt, Tennessee, 1982-2005
- 9 - Leon Barmore, Louisiana Tech, 1983-2002
- 8 - Geno Auriemma, Connecticut, 1989-2005
- 5 - Andy Landers, Georgia, 1982-2005
- 5 - Tara VanDerveer, Ohio St., 1982-1985, and Stanford, 1988-95, 1997-2005
- 3 - Joe Ciampi, Auburn, 1982-2004
- 3 - Sonja Hogg, Louisiana Tech, 1982-1985
- 3 - Debbie Ryan, Virginia, 1984-2005
- 3 - Paul Sanderford, Western Ky., 1985-1997
- 3 - Linda Sharp, Southern California, 1982-1988
- 3 - Vivian Stringer, Cheyney, 1982-1983, Iowa, 1986-1994, and Rutgers, 1998-2005
- 3 - Jody Conradt, Texas, 1986-2005
- 3 - Gail Goestenkers, Duke, 1999-2005

CONSECUTIVE WOMEN'S FINAL FOUR APPEARANCES

- 5 - Geno Auriemma, Connecticut, 2000-04
- 4 - Pat Summitt, Tennessee, 1986-89
- 4 - Leon Barmore, Louisiana Tech, 1987-90
- 4 - Pat Summitt, Tennessee, 1995-98
- 4 - Pat Summitt, Tennessee, 2002-05
- 3 - Sonja Hogg, Louisiana Tech, 1982-84
- 3 - Joe Ciampi, Auburn, 1988-90
- 3 - Debbie Ryan, Virginia, 1990-92

WOMEN'S FINAL FOUR WINS

- 17 - Pat Summitt, Tennessee, 1982-2005
- 10 - Geno Auriemma, Connecticut, 1989-2005
- 6 - Leon Barmore, Louisiana Tech, 1983-2002
- 4 - Tara VanDerveer, Stanford 1988-95, 1997-2005
- 4 - Paul Sanderford, Western Ky., 1985-2002

WOMEN'S FINAL FOUR-WINNING PERCENTAGE

- (Min. six games)
- .833 - (5-1) Linda Sharp, Southern California, 1982-1988

- .833 - (10-2) Geno Auriemma, Connecticut, 1989-2005
- .630 - (17-10) Pat Summitt, Tennessee, 1982-2005
- .571 - (4-3) Tara VanDerveer, Ohio St., 1982-1985 and Stanford 1988-95, 1997-2005
- .429 - (6-8) Leon Barmore, Louisiana Tech, 1983-2002

Tournament Records

TOURNAMENT APPEARANCES

- 24 - Pat Summitt, Tennessee, 1982-2005
- 22 - Andy Landers, Georgia, 1982-2005
- 21 - Rene Portland, Penn St., 1982-2005
- 21 - Jody Conradt, Texas, 1983-2005
- 21 - Debbie Ryan, Virginia, 1984-2005
- 20 - Leon Barmore, Louisiana Tech, 1983-2002
- 20 - Tara VanDerveer, Ohio St., 1982-1985, and Stanford, 1988-95, 1997-2005
- 19 - Jim Foster, St. Joseph's, 1985-1990, Vanderbilt, 1992-2002, and Ohio St., 2003-05
- 18 - Vivian Stringer, Cheyney, 1982-1983, Iowa, 1986-1994, and Rutgers, 1998-2005
- 18 - Kay Yow, North Carolina St., 1982-2005
- 18 - Marsha Sharp, Texas Tech, 1984-2005
- 17 - Joan Bonvicini, Long Beach St., 1982-1991, and Arizona, 1997-2005
- 17 - Wendy Larry, Old Dominion, 1988-2005
- 17 - Geno Auriemma, Connecticut, 1989-2005
- 16 - Joe Ciampi, Auburn, 1982-2004
- 16 - Robin Selvig, Montana, 1983-2005
- 15 - Paul Sanderford, Western Ky., 1985-97, and Nebraska, 1998-2002
- 14 - Van Chancellor, Mississippi, 1982-1996
- 14 - Theresa Grentz, Rutgers, 1986-94, and Illinois, 1997-2003
- 14 - Jim Davis, Clemson, 1988-2003
- 14 - Sue Gunter, LSU, 1991-2004

TOURNAMENT GAMES

- 107 - Pat Summitt, Tennessee, 1982-2005
- 75 - Leon Barmore, Louisiana Tech, 1983-2002
- 67 - Geno Auriemma, Connecticut, 1989-2005
- 65 - Andy Landers, Georgia, 1982-2005
- 59 - Tara VanDerveer, Ohio St., 1982-1985, and Stanford, 1988-95, 1997-2005
- 52 - Debbie Ryan, Virginia, 1984-2005
- 51 - Jody Conradt, Texas, 1983-2005
- 47 - Rene Portland, Penn St., 1982-2005

- 47 - Vivian Stringer, Cheyney, 1982-1983, Iowa, 1986-1994, and Rutgers, 1998-2005
- 47 - Marsha Sharp, Texas Tech, 1984-2005
- 47 - Jim Foster, St. Joseph's, 1985-1990, Vanderbilt, 1992-2002, and Ohio St., 2003-05
- 44 - Joe Ciampi, Auburn, 1982-2004
- 41 - Joan Bonvicini, Long Beach St., 1982-1991, and Arizona, 1997-2005
- 40 - Gail Goestenkers, Duke, 1995-2005
- 37 - Sylvia Hatchell, North Carolina, 1987-2005
- 37 - Wendy Larry, Old Dominion, 1988-2005
- 35 - Kay Yow, North Carolina St., 1982-2005
- 34 - Sue Gunter, LSU, 1984-2004
- 33 - Muffet McGraw, Notre Dame, 1992-2005
- 31 - Joan Bonvicini, Western Ky., 1985-97, and Nebraska, 1998-2002

TOURNAMENT WINS

- 89 - Pat Summitt, Tennessee, 1982-2005
- 56 - Leon Barmore, Louisiana Tech, 1983-2002
- 55 - Geno Auriemma, Connecticut, 1989-2005
- 43 - Andy Landers, Georgia, 1982-2005
- 41 - Tara VanDerveer, Ohio St., 1982-1985, and Stanford, 1988-95, 1997-2005
- 31 - Jody Conradt, Texas, 1983-2005
- 31 - Debbie Ryan, Virginia, 1984-2006
- 30 - Marsha Sharp, Texas Tech, 1984-2005
- 29 - Vivian Stringer, Cheyney, 1982-1983, Iowa, 1986-1994, and Rutgers, 1998-2005
- 29 - Gail Goestenkers, Duke, 1995-2005
- 28 - Joe Ciampi, Auburn, 1982-2004
- 28 - Jim Foster, St. Joseph's 1985-1990, Vanderbilt, 1992-2002, and Ohio St., 2003-05
- 26 - Rene Portland, Penn St., 1982-2005
- 25 - Sylvia Hatchell, North Carolina, 1987-2005
- 24 - Joan Bonvicini, Long Beach St., 1982-1991, and Arizona, 1997-2005
- 22 - Muffet McGraw, Notre Dame, 1992-2005
- 20 - Marianne Stanley, Old Dominion, 1982-1987, Southern California, 1991-1993, and Stanford, 1996
- 20 - Sue Gunter, LSU, 1984-2004
- 20 - Wendy Larry, Old Dominion, 1988-2005
- 19 - Linda Sharp, Southern California, 1982-1988 and Texas St. 1990-97

TOURNAMENT WINNING PERCENTAGE (Min. 20 games)

- .832 (89-18) - Pat Summitt, Tennessee, 1982-2005
- .821 (55-12) - Geno Auriemma, Connecticut, 1989-2005

- .760 (19-6) - Linda Sharp, Southern California, 1982-1988, and Texas St., 1990-97
- .747 (56-19) - Leon Barmore, Louisiana Tech, 1983-2002
- .725 (29-11) - Gail Goestenkers, Duke, 1995-2005
- .714 (20-8) - Marianne Stanley, Old Dominion, 1982-1987, Southern California, 1991-1993, and Stanford, 1996
- .695 (41-18) - Tara VanDerveer, Ohio St., 1982-1985, and Stanford, 1988-95, 1997-2005
- .676 (25-12) - Sylvia Hatchell, North Carolina, 1987-2005
- .667 (22-11) - Muffet McGraw, Notre Dame, 1992-2005
- .662 (43-22) - Andy Landers, Georgia, 1982-2005

Tournament Records - Active Coaches

TOURNAMENT APPEARANCES

- 24 - Pat Summitt, Tennessee, 1982-2005
- 22 - Andy Landers, Georgia, 1982-2005
- 21 - Rene Portland, Penn St., 1982-2005
- 21 - Jody Conradt, Texas, 1983-2005
- 21 - Debbie Ryan, Virginia, 1984-2005
- 20 - Tara VanDerveer, Ohio St., 1982-1985, and Stanford, 1988-95, 1997-2005
- 19 - Jim Foster, St. Joseph's, 1985-1990, Vanderbilt, 1992-2002, and Ohio St., 2003-05
- 18 - Vivian Stringer, Cheyney, 1982-1983, Iowa, 1986-1994, and Rutgers, 1998-2005
- 18 - Kay Yow, North Carolina St., 1982-2005
- 18 - Marsha Sharp, Texas Tech, 1984-2005
- 17 - Joan Bonvicini, Long Beach St., 1982-1991, and Arizona, 1997-2005
- 17 - Wendy Larry, Old Dominion, 1988-2005
- 17 - Geno Auriemma, Connecticut, 1989-2005
- 16 - Robin Selvig, Montana, 1983-2005
- 14 - Theresa Grentz, Rutgers, 1986-94, and Illinois, 1997-2003

- 14 - Joe McKeown, New Mexico St., 1987-88, and George Washington, 1991-2005
- 13 - Sylvia Hatchell, North Carolina, 1987-2005
- 12 - Elaine Elliott, Utah, 1986-2005
- 12 - Muffet McGraw, Notre Dame, 1992-2005
- 11 - Gary Blair, Stephen F. Austin, 1988-93, and Arkansas, 1995-2003
- 11 - Mark French, UC Santa Barb., 1992-2005
- 11 - Carol Ross, Florida, 1993-2002, and Mississippi, 2004-05
- 11 - Gail Goestenkers, Duke, 1995-2005

TOURNAMENT GAMES

- 107 - Pat Summitt, Tennessee, 1982-2005
- 67 - Geno Auriemma, Connecticut, 1989-2005
- 65 - Andy Landers, Georgia, 1982-2005
- 59 - Tara VanDerveer, Ohio St., 1982-1985, and Stanford, 1988-95, 1997-2005
- 52 - Debbie Ryan, Virginia, 1984-2005
- 51 - Jody Conradt, Texas, 1983-2005
- 47 - Rene Portland, Penn St., 1982-2005
- 47 - Vivian Stringer, Cheyney, 1982-1983, Iowa, 1986-1994, and Rutgers, 1998-2005
- 47 - Marsha Sharp, Texas Tech, 1984-2005
- 47 - Jim Foster, St. Joseph's, 1985-1990, Vanderbilt, 1992-2002, and Ohio St., 2003-05
- 41 - Joan Bonvicini, Long Beach, 1982-1991, and Arizona, 1997-2005
- 40 - Gail Goestenkers, Duke, 1995-2005
- 37 - Sylvia Hatchell, North Carolina, 1987-2005
- 37 - Wendy Larry, Old Dominion, 1988-2005
- 35 - Kay Yow, North Carolina St., 1982-2005
- 33 - Muffet McGraw, Notre Dame, 1992-2005
- 28 - Theresa Grentz, Rutgers, 1986-94, and Illinois, 1997-2003
- 27 - Joe McKeown, New Mexico St., 1987-88, and George Washington, 1991-2005
- 25 - Gary Blair, Stephen F. Austin, 1988-93, and Arkansas, 1995-2003

TOURNAMENT WINS

- 89 - Pat Summitt, Tennessee, 1982-2005
- 55 - Geno Auriemma, Connecticut, 1989-2005

- 43 - Andy Landers, Georgia, 1982-2005
- 41 - Tara VanDerveer, Ohio St., 1982-1985, and Stanford, 1988-95, 1997-2005
- 31 - Jody Conradt, Texas, 1983-2005
- 31 - Debbie Ryan, Virginia, 1984-2005
- 30 - Marsha Sharp, Texas Tech, 1984-2005
- 29 - Vivian Stringer, Cheyney, 1982-1983, Iowa, 1986-1994, and Rutgers, 1998-2005
- 29 - Gail Goestenkers, Duke, 1995-2005
- 28 - Jim Foster, St. Joseph's 1985-1990, Vanderbilt, 1992-2002, and Ohio St., 2003-05
- 26 - Rene Portland, Penn St., 1982-2005
- 25 - Sylvia Hatchell, North Carolina, 1987-2005
- 24 - Joan Bonvicini, Long Beach St., 1982-1991, and Arizona, 1997-2005
- 22 - Muffet McGraw, Notre Dame, 1992-2005
- 20 - Wendy Larry, Old Dominion, 1988-2005
- 17 - Kay Yow, North Carolina St., 1982-2005
- 14 - Theresa Grentz, Rutgers, 1986-94, and Illinois, 1997-2003
- 14 - Gary Blair, Stephen F. Austin, 1988-93, and Arkansas, 1995-2003
- 14 - Cheryl Burnett, Missouri St., 1991-2001

TOURNAMENT WINNING PERCENTAGE (Min. 20 games)

- .832 (89-18) - Pat Summitt, Tennessee, 1982-2005
- .821 (55-12) - Geno Auriemma, Connecticut, 1989-2005
- .725 (29-11) - Gail Goestenkers, Duke, 1995-2005
- .695 (41-18) - Tara VanDerveer, Ohio St., 1982-1985, and Stanford 1988-95, 1997-2005
- .676 (25-12) - Sylvia Hatchell, North Carolina, 1987-2005
- .667 (22-11) - Muffet McGraw, Notre Dame, 1992-2005
- .662 (43-22) - Andy Landers, Georgia, 1982-2005
- .638 (30-17) - Marsha Sharp, Texas Tech, 1984-2005
- .608 (31-20) - Jody Conradt, Texas, 1983-2005
- .596 (31-21) - Debbie Ryan, Virginia, 1984-2005

Coaches with Accomplished Records

Three Different Teams to the Women's Final Four

Coach	First Team	Second Team	Third Team
Vivian Stringer	Cheyney	Iowa	Rutgers

Two Different Teams to the Women's Final Four

Coach	First Team	Second Team
Marianne Stanley	Old Dominion	Stanford

Three Different Teams Taken to the Tournament

Coach	First Team	Second Team	Third Team
Jim Foster	St. Joseph's	Vanderbilt	Ohio St.
Marianne Stanley	Old Dominion	Southern California	Stanford
Vivian Stringer	Cheyney	Iowa	Rutgers

Two Different Teams Taken to the Tournament

Coach	First Team	Second Team
Jane Albright	Northern Ill.	Wisconsin
Melanie Balcomb	Xavier	Vanderbilt
Kathi Bennett	Evansville	Indiana
Gary Blair	Stephen F. Austin	Arkansas
Lisa Bluder	Drake	Iowa

Coach

- Joan Bonvicini
- Pam Borton
- Beth Burns
- Patricia Cage-Bibbs
- Tom Collen

- Joe Curl
- June Daugherty
- Mark Ehlen
- Sharon Fanning
- Bill Fennelly

- Brenda Frese
- Stephanie Gaitley
- Laura Golden
- Theresa Grentz
- Lynn Hickey

- Cathy Inglese
- Larry Inman
- Maryalycce Jeremiah
- Joanne P. McCallie
- Maura McHugh

- Joe McKeown
- Marynell Meadors
- Regina Miller
- Carolyn Peck
- Don Perrelli

- Carol Ross
- Paul Sanderford
- Linda Sharp
- Judy Spoelstra
- Mark Trakh

- Tara VanDerveer
- Greg Williams

First Team

- Long Beach St.
- Vermont
- San Diego St.
- Grambling
- Colorado St.

- Stephen F. Austin
- Boise St.
- Xavier
- Kentucky
- Toledo

- Minnesota
- Richmond
- Central Mich.
- Rutgers
- Kansas St.

- Vermont
- Middle Tenn.
- Indiana
- Maine
- Oklahoma

- New Mexico St.
- Tennessee Tech
- Western Ill.
- Purdue
- St. John's (N.Y.)

- Florida
- Western Ky.
- Southern California
- Montana St.
- Pepperdine

- Ohio St.
- Houston

Second Team

- Arizona
- Minnesota
- Ohio St.
- Hampton
- Louisville

- Houston
- Washington
- Toledo
- Mississippi St.
- Iowa St.

- Maryland
- St. Joseph's
- Illinois
- Illinois
- Texas A&M

- Boston College
- Eastern Ky.
- Cal St. Fullerton
- Michigan St.
- Arizona St.

- George Washington
- Florida St.
- UNLV
- Florida
- Northwestern

- Mississippi
- Nebraska
- Texas St.
- Oregon St.
- Southern California
- Stanford
- Colorado St.

Coaches Who Have Played and Coached in the NCAA Tournament

Coach	Played for	Played in NCAA Years	G	Total FG-A	3FG-A	FT-A	Pts.	RB	A	B	S	PF	Team W-L	Finish
Katie Abrahamson-Henderson	Georgia/Iowa	1986-87, 89	6	7-30	0-0	2-3	36	18	5	1	1	17	3-3	86-RSF, 87-RSF, 89-RSF
Pokey Chatman	LSU	1988-91	5	31-92	12-30	21-22	95	22	22	0	14	18	1-4	88-1st Rd., 89-RSF, 90-1st Rd., 91-2nd Rd.
Mary Taylor Cowles	Western Ky.	1988-91	5	14-31	0-0	3-6	31	22	1	2	4	12	1-4	88-2nd Rd., 89-2nd Rd., 90-1st Rd., 91-RSF
Susie Gardner	Georgia	1983-86	12	23-47		5-6	51	10	9	0	6	4	10-4	83-T3rd, 84-RF, 85-2nd, 86-RSF
Kelly Greenberg	La Salle	1986, 88-89	4	8-26	3-9	1-2	20	14	19	0	4	9	1-3	86-1st Rd., 88-1st Rd., 89-2nd Rd.
Lea Henry	Tennessee	1982-83	7	15-46		3-6	33	14	29	0	10	13	5-2	82-T3rd, 83-RF
Frozena Jerro	Arizona St.	1992	1	2-7	0-0	0-0	4	3	2	0	1	3	0-1	92-1st Rd.
Kellie Jolly Harper	Tennessee	1996-99	22	56-117	17-43	37-46	166	39	80	2	37	35	21-1	96-CH, 97-CH, 98-CH, 99-RF
Nikita Lowry	Ohio St.	1987-89	7	54-94	4-7	29-33	141	49	11	2	13	13	4-3	87-RF, 88-RSF, 89-RSF
Joanie O'Brien	Penn St.	1983-86	8	30-60		9-11	69	16	18	2	4	17	4-4	83-RF, 84-1st Rd., 85-RSF, 86-RSF
Katie Meier	Duke	1987	2	9-28		9-11	27	15	14	0	5	5	1-1	2nd Rd.
Joanne Palombo McCallie	Northwestern	1987	2	3-12		3-8	9	5	12	0	2	5	0-1	2nd Rd.
Cheryl Miller	Southern California	1983-86	16*	121-245		91-121	333	170	62	37	51	54	15-2*	83-CH, 84-CH, 85-RSF, 86-2nd
Regina Miller	Old Dominion	1983-84	7	31-64		14-22	76	27	16	3	3	17	5-2	83-T3rd, 84-RF
Kim Mulkey-Robertson	Louisiana Tech	1982-84	14	31-71		23-36	85	30	96	2	16	20	12-2	82-CH, 83-2nd, 84-T3rd
Jennifer Rizzotti	Connecticut	1993-96	16	77-156	28-66	28-46	210	66	81	0	36	39	13-3	93-1st Rd., 95-CH, 96-T3rd
Bev Smith	Oregon	1982	1	2-16		5-7	9	8	7	3	1	3	0-1	1st Rd.
Dawn Staley	Virginia	1989-92	15	102-213	11-37	59-72	274	103	92	5	42	46	11-4	89-RSF, 90-T3rd, 91-2nd, 92-T3rd
Charli Turner Thorne	Stanford	1988	2	0-0	0-0	0-0	0	1	0	0	0	0	1-1	88-RSF

*Did not play in Southern California's first-round game in 1986.

All-Time Tournament Coaches

(309 coaches in alphabetical order)

Coach (Alma Mater) School (Years)	Tourn. Record			Pct.	Women's Final Four		
	Yrs.	Won	Lost		CH	2nd	3rd
Tim Abney (Lincoln [Pa.] '78) N.C. A&T (1994)	1	0	1	.000	0	0	0
Katie Abrahamson-Henderson (Iowa '90) Missouri St. (2003-04)	2	0	2	.000	0	0	0
Lynne Agee (Longwood '71) UNC Greensboro (1998)	1	0	1	.000	0	0	0
Jane Albright (Appalachian St. '77) Northern Ill. (1990-92-93-94) Wisconsin (1995-96-98-2001-02)	9	4	9	.308	0	0	0
Carol Alfano (Morris Harvey '71) Virginia Tech (1994-95)	2	1	2	.333	0	0	0
Jennifer Alley (Appalachian St. '59) North Carolina (1983-84-85-86)	4	2	4	.333	0	0	0
Cathy Andruzzi (Queens [N.C.] '68) East Carolina (1982)	1	0	1	.000	0	0	0
Geno Auriemma (West Chester '81) Connecticut (1989-90-91-92-93-94-95-96-97-98-99- 2000-01-02-03-04-05)	17	55	12	.821	5	0	3
Melanie Balcomb (TCNJ '84) Xavier (1999-2000-01) Vanderbilt (2003-04-05)	6	9	6	.600	0	0	0
Al Barbre (Stephen F. Austin '69) Lamar (1991)	1	3	1	.750	0	0	0
*Leon Barmore (Louisiana Tech '67) Louisiana Tech (1983-84-85-86-87-88-89-90- 91-92- 93-94-95-96-97-98-99-2000-01-02)	20	56	19	.747	1	4	4
Ceal Barry (Kentucky '77) Colorado (1988-89-92-93-94-95-96-97-2001-02-03-04)	12	17	12	.586	0	0	0
Carole Baumgarten (UNI '70) Drake (1982-84-86)	3	3	3	.500	0	0	0
Angela Beck (Millikin '79) Nebraska (1988-93-96)	3	1	3	.250	0	0	0
Frank Bennett (Lipscomb '73) Lipscomb (2004)	1	0	1	.000	0	0	0

*Co-Head Coach

Coach (Alma Mater) School (Years)	Yrs.	Tourn. Record		Pct.	Women's Final Four		
		Won	Lost		CH	2nd	3rd
Kathi Bennett (Wis.-Green Bay '86) Evansville (1999) Indiana (2002)	2	0	2	.000	0	0	0
Michelle Bento-Jackson (Fresno St. '92) Santa Clara (2005)	1	0	1	.000	0	0	0
Agnus Berenato (Mt. St. Mary's '80) Georgia Tech (1993-2003)	2	0	2	.000	0	0	0
Lewis Bivens (Tenn. Wesleyan '74) Middle Tenn. (1988-96)	2	0	2	.000	0	0	0
Andy Blackston (Lipscomb '98) Austin Peay (2004)	1	0	1	.000	0	0	0
Gary Blair (Texas Tech '72) Stephen F. Austin (1988-89-90-91-92-93) Arkansas (95-98-2001-02-03)	11	14	11	.560	0	0	1
*Kittie Blakemore (James Madison '50) West Virginia (1989-92)	2	2	2	.500	0	0	0
Lisa Bluder (UNI '83) Drake (1995-97-98-2000) Iowa (2001-02-04)	7	3	7	.300	0	0	0
*Jim Bolla (Pittsburgh '75) UNLV (1984-85-86-89-90-91-94)	7	3	7	.333	0	0	0
*Sheila Strike Bolla (Laurentian '75) UNLV (1984-85-86-95)	3	0	3	.000	0	0	0
Joan Bonvicini (Southern Conn. St. '75) Long Beach St. (1982-83-84-85-86-87-88-89-90-91) Arizona (1997-98-99-2000-03-04-05)	17	24	17	.585	0	0	2
Kevin Borseth (Lake Superior St. '76) Wis.-Green Bay (1999-2000-02-03-04-05)	6	1	6	.143	0	0	0
Pam Borton (Defiance '87) Vermont (1994), Minnesota (2003-04-05)	4	8	4	.667	0	0	1
Sarah Botham (Notre Dame '88) Wis.-Milwaukee (2001)	1	0	1	.000	0	0	0
Joanne Boyle (Duke '85) Richmond (2005)	1	0	1	.000	0	0	0
Tony Bozzella (Seton Hall '88) Long Island (2001)	1	0	1	.000	0	0	0
Charles Branum (West Ala. '64) South Ala. (1987)	1	0	1	.000	0	0	0
Barbie Breedlove (Springfield '79) Appalachian St. (1999)	1	0	1	.000	0	0	0
Lynn Bria (Charleston [W.V.] '90) UCF (1999)	1	0	1	.000	0	0	0
Derek Brown Coppin St. (2005)	1	0	1	.000	0	0	0
Doug Bruno (DePaul '73) DePaul (1990-91-92-93-95-96-97-2003-04-05)	10	5	10	.333	0	0	0
Kurt Budke (Washburn '84) Louisiana Tech (2003-04-05)	3	4	3	.571	0	0	0
Cheryl Burnett (Kansas '81) Missouri St. (1991-92-93-94-95-96-98-99-2000-01)	10	14	10	.583	0	0	2
Beth Burns (Ohio Wesleyan '79) San Diego St. (1993-94-95-97) Ohio St. (1999)	5	1	5	.167	0	0	0
Jean Marie Burr (New Hampshire '77) Brown (1994)	1	0	1	.000	0	0	0
Sal Buscaglia (Canisius '76) Manhattan (2003)	1	0	1	.000	0	0	0
Patricia Cage-Bibbs (Grambling '72) Grambling (1994-96-97) Hampton (2000-03-04)	6	0	6	.000	0	0	0
Donna Capps (Tex. A&M-Commerce '74) Texas-Arlington (2005)	1	0	1	.000	0	0	0
Mike Carey (Salem Int'l '80) West Virginia (2004)	1	0	1	.000	0	0	0
Sherry Carter (South Carolina '74) Furman (1995-2000)	2	0	2	.000	0	0	0
Gina Castelli (Canisius '86) Siena (2001)	1	0	1	.000	0	0	0
Royce Chadwick (Southwestern Okla. '80) Stephen F. Austin (1995-96-97-98-99-2000)	6	4	6	.400	0	0	0
Van Chancellor (Mississippi St. '66) Mississippi (1982-83-84-85-86-87-88-89-90-91-92-94-95-96)	14	15	14	.517	0	0	0
Pokey Chatman (LSU '91) LSU (2005)	1	4	1	.800	0	0	1
Bud Childers (Charleston So. '79) Louisville (1993-95-97)	3	2	3	.400	0	0	0
Joe Ciampi (Mansfield '68) Auburn (1982-83-85-86-87-88-89-90-91-93-94-96-97-99-2000-04)	16	28	16	.636	0	3	0
Keith Cieplicki (William & Mary '85) Vermont (2000)	1	0	1	.000	0	0	0
*Martin Clapp (Murray St. '89) Louisville (1998-99-2001)	3	1	3	.250	0	0	0
Jaci Clark (Wis.-Milwaukee '84) Bowling Green (1993-94)	2	0	2	.000	0	0	0

*Co-Head Coach

Question...

Name the former Division I Women's Basketball Committee chair who also coached a school to an NCAA tournament appearance?

Answer...

Maryalyce Jeremiah. She coached Indiana to the 1983 tournament then led Cal State Fullerton to two appearances in 1989 and 1991.

Tournament trivia

THE COACHES



Sherri Coale has taken Oklahoma to the NCAA tournament in each of the past six seasons, winning 10 games in the process.

Coach (Alma Mater) School (Years)	Yrs.	Tourn. Record			Women's Final Four		
		Won	Lost	Pct.	CH	2nd	3rd
Sherri Coale (Oklahoma Christian '87) Oklahoma (2000-01-02-03-04-05)	6	10	6	.625	0	1	0
Tom Collen (Bowling Green '77) Colorado St. (1998-99-2001-02) Louisville (2005)	5	4	5	.444	0	0	0
Beth Combs (Illinois '92) Colgate (2004)	1	0	1	.000	0	0	0
Jody Conradt (Baylor '63) Texas (1983-84-85-86-87-88-89-90-91-92-93-94-96- 97-99-2000-01-02-03-04-05)	21	31	20	.608	1	0	2
Mary Taylor Cowles (Western Ky. '92) Western Ky. (2003)	1	0	1	.000	0	0	0
Pat Coyle (Rutgers '82) Loyola (Md.) (1994-95)	2	0	2	.000	0	0	0
Joe Curl (Wayne St. [Neb.] '78) Stephen F. Austin (1994) Houston (2004-05)	3	1	3	.250	0	0	0
Kristy Curry (La.-Monroe '78) Purdue (2000-01-02-03-04-05)	6	13	6	.684	0	1	0
Nancy Darsch (Springfield '73) Ohio St. (1986-87-88-89-90-93-96)	7	11	7	.611	0	1	0
June Daugherty (Ohio St. '78) Boise St. (1994) Washington (1997-98-2001-03)	5	3	5	.375	0	0	0
Jim Davis (Tenn. Wesleyan '70) Clemson (1988-89-90-91-92-93-94-96-97-98-99- 2000-01-02)	14	14	14	.500	0	0	0
Kathy Delaney-Smith (Bridgewater St. '71) Harvard (1996-97-98-2002-03)	5	1	5	.167	0	0	0
Chris Denker (Oregon '90) Santa Clara (2002)	1	0	1	.000	0	0	0
Ed DiGregorio (Mount Union '51) Youngstown St. (1996-98-2000)	3	1	3	.250	0	0	0
Pat Dobratz (South Dakota '73) Idaho (1985)	1	0	1	.000	0	0	0
Beth Dunkenberger (Randolph-Macon '88) Virginia Tech (2005)	1	0	1	.000	0	0	0
Lin Dunn (Tenn.-Martin '69) Purdue (1989-90-91-92-94-95-96)	7	10	7	.588	0	0	1
Janice Dykehouse-Allen (Grand Valley St. '76) Florida St. (1983)	1	0	1	.000	0	0	0
Mark Ehlen (Ohio St. '75) Xavier (1993) Toledo (1996-97-99-2001)	5	1	5	.166	0	0	0
Elaine Elliott (Boise St. '77) Utah (1986-89-90-91-95-96-97-98-2000-01-03-05)	12	5	12	.294	0	0	0
Sarah Evans-Moore (Stanford '86) Marshall (1997)	1	0	1	.000	0	0	0
Sharon Fanning (Chattanooga '75) Kentucky (1991) Mississippi St. (1999-2000-02-03)	5	3	5	.375	0	0	0
Claudette Farmer (Florida A&M '79) Florida A&M (1995-99)	2	0	2	.000	0	0	0
Joey Favalaro (Tulane '73) New Orleans (1987)	1	0	1	.000	0	0	0
Kathy Fedorjaka (Fairfield '90) Bucknell (2002)	1	0	1	.000	0	0	0
Bill Fennelly (William Penn '79) Toledo (1991-92-95) Iowa St. (1997-98-99-2000-01-02-05)	10	11	10	.524	0	0	0
Peggy Fiehrer (Spalding '72) Louisville (1983-84)	2	0	2	.000	0	0	0
Jerry Finkbeiner (Southern Naz. '80) Oral Roberts (1999-2001-05)	3	0	3	.000	0	0	0
*Melinda Fischer (Illinois St. '72) Illinois St. (1983-85)	2	0	2	.000	0	0	0
Don Flanagan (Fort Lewis '71) New Mexico (1998-2002-03-04-05)	5	2	5	.286	0	0	0
Bob Foley (Villanova '74) Providence (1986-89-90-91-92)	5	2	5	.286	0	0	0
Nell Fortner (Texas '82) Purdue (1997)	1	1	1	.500	0	0	0
Gooch Foster (Peabody '63) California (1990-92-93)	3	1	3	.250	0	0	0
Jim Foster (Temple '80) St. Joseph's (1985-86-87-88-89-90) Vanderbilt (1992-93-94-95-96-97-98-2000-01-02) Ohio St. (2003-04-05)	19	28	19	.596	0	0	1
Suzanne Fox (Abilene Christian '90) Texas St. (2003)	1	0	1	.000	0	0	0
Beckie Francis (Colgate '87) Oakland (2002)	1	0	1	.000	0	0	0
Keith Freeman (Huntington [Ind.] '86) Valparaiso (2003-04)	2	0	2	.000	0	0	0

*Co-Head Coach

Coach (Alma Mater) School (Years)	Yrs.	Tourn. Record		Pct.	Women's Final Four		
		Won	Lost		CH	2nd	3rd
Freda Freeman-Jackson (Alabama St. '84) Alabama St. (2003)	1	0	1	.000	0	0	0
Mark French (UC Santa Barb. '73) UC Santa Barb. (1992-93-97-98-99-2000-01-02-03-04-05)	11	7	11	.389	0	0	0
Marianna Freeman (Cheyney '79) Syracuse (2002)	1	0	1	.000	0	0	0
Brenda Frese (Arizona '93) Minnesota (2002) Maryland (2004-05)	3	3	3	.500	0	0	0
Stephanie Gaitley (Villanova '82) Richmond (1990-91) St. Joseph's (1994-95-97-99-2000)	7	3	7	.300	0	0	0
Kevin Gallagher (Rider '72) La Salle (1983)	1	0	1	.000	0	0	0
Liz Galloway-McQuitter (UNLV '78) Northern Ill. (1995)	1	0	1	.000	0	0	0
Fern Gardner (Utah St. '61) Utah (1983)	1	0	1	.000	0	0	0
Susie Gardner (Georgia '86) Austin Peay (2001-02-03)	3	0	3	.000	0	0	0
Ada Gee (Colorado Col. '83) Vanderbilt (1991)	1	2	1	.667	0	0	0
Bill Gibbons Jr. (Clark [Mass.] '81) Holy Cross (1989-91-95-96-98-99-2000-01-03-05)	10	1	10	.091	0	0	0
Brian Giorgis (Cortland St. '77) Marist (2004)	1	0	1	.000	0	0	0
Chris Gobrecht (Southern California '77) Washington (1986-87-88-89-90-91-93-94-95)	9	11	9	.550	0	0	0
Gail Goestenkors (Saginaw Valley '85) Duke (1995-96-97-98-99-2000-01-02-03-04-05)	11	29	11	.725	0	1	2
Laura Golden (Florida St. '64) Central Mich. (1983-84) Illinois (1986-87)	4	2	4	.333	0	0	0
Vince Goo (Southern Ore. '69) Hawaii (1989-90-94-96-98)	5	1	5	.167	0	0	0
Mike Granelli (Mt. St. Mary's '61) St. Peter's (1982-92-93-97-99-2000-02)	7	0	7	.000	0	0	0
Kelly Graves (New Mexico '88) St. Mary's (Cal.) (1999)	1	0	1	.000	0	0	0
Carey Green (Coastal Caro. '79) Liberty (2000-01-02-03-04-05)	6	2	6	.250	0	0	0
Kelly Greenberg (La Salle '89) Penn (2001-04)	2	0	2	.000	0	0	0
Drema Greer (Clemson '79) Ga. Southern (1993-94)	2	0	2	.000	0	0	0
Theresa Grentz (Immaculata '74) Rutgers (1986-87-88-89-90-91-92-93-94) Illinois (1997-98-99-2000-03)	14	14	14	.500	0	0	0
Sue Guevara (Saginaw Valley '82) Michigan (1998-2000-01)	3	1	3	.250	0	0	0
Sue Gunter (Peabody '62) LSU (1984-86-87-88-89-90-91-97-99-2000-01-02-03-04)	14	20	14	.588	0	0	1
Terry Hall (Indiana St. '66) Kentucky (1982-83-86)	3	2	3	.400	0	0	0
Dick Halterman (Truman '74) Oklahoma St. (1989-90-91-93-94-95-96)	7	4	7	.364	0	0	0
Carol Hammerle (Northern Mich. '70) Wis.-Green Bay (1994-98)	2	0	2	.000	0	0	0
Kellie Harper (Tennessee '99) Western Caro. (2005)	1	0	1	.000	0	0	0
Linda Harper (Northwestern St. '65) La.-Monroe (1985-87)	4	5	4	.556	0	0	1
*Scott Harrelson (Texas St. '79) West Virginia (1989-92)	2	2	2	.500	0	0	0
Candi Harvey (Ouachita Baptist '79) Texas A&M (1996)	1	0	1	.000	0	0	0
Sylvia Hatchell (Carson-Newman '74) North Carolina (1987-92-93-94-95-97-98-99-2000-02-03-04-05)	13	25	12	.676	1	0	0
Elwin Heiny (German Sports U. '69) Oregon (1982-84-87)	3	1	3	.250	0	0	0
Bonnie Hendrickson (St. Cloud St. '86) Virginia Tech (1998-99-2001-03-04)	5	6	5	.545	0	0	0
Lea Henry (Tennessee '83) Georgia St. (2001-02-03)	3	0	3	.000	0	0	0
Jim Hess (Eastern Mich. '85) Western Mich. (1985)	1	0	1	.000	0	0	0
Jerry Hester (Troy '75) Troy (1997)	1	0	1	.000	0	0	0
Lynn Hickey (Ouachita Baptist '73) Kansas St. (1982-83-84) Texas A&M (1994)	4	5	4	.556	0	0	0
*Mary Hile-Nepfel (San Francisco '81) San Francisco (1995-96-97)	3	2	3	.400	0	0	0

*Co-Head Coach

Question...

Among active coaches, Tennessee's Pat Summitt has led the Lady Vols to every NCAA tournament (24). What coach ranks behind her for NCAA tournament appearances among active coaches?

Answer...

Andy Landers has been the head coach for Georgia in 22 NCAA tournaments.

Tournament trivia

Photo courtesy of Old Dominion Sports Information



Old Dominion's Wendy Larry has directed the Lady Monarchs to 17 NCAA tournament appearances. She is tied for 15th in the number of tournament games coached with 37.

Coach (Alma Mater) School (Years)	Yrs.	Tourn. Record		Pct.	Women's Final Four		
		Won	Lost		CH	2nd	3rd
Barbara Hille (Western Ore. '74) Eastern Ill. (1988)	1	0	1	.000	0	0	0
Aki Hill (Japan AAU, UCLA John Wooden Program '72)	4	2	4	.333	0	0	0
Oregon St. (1983-84-94-95)							
Myndi Hill (Heidelberg '91) St. Francis (Pa.) (2000-02-03)	3	0	3	.000	0	0	0
Linda Hill-MacDonald (West Chester '70) Minnesota (1994)	1	1	1	.500	0	0	0
*Sonja Hogg (Louisiana Tech '68) Louisiana Tech (1982-83-84-85)	4	14	3	.824	1	1	1
Caren Horstmeyer (Santa Clara '84) Santa Clara (1992-94-98-99)	4	1	4	.200	0	0	0
*Jill Hutchison (New Mexico '68) Illinois St. (1983-85-89)	3	1	3	.250	0	0	0
Cathy Inglese (Southern Conn. St. '80) Vermont (92-93) Boston College (99-2000-02-03-04-05)	8	7	8	.467	0	0	0
Larry Inman (Austin Peay '70) Middle Tenn. (1983-84-85-86) Eastern Ky. (1997-2005)	6	2	6	.250	0	0	0
Jim Izard (Mississippi '70) Indiana (1994-95)	2	0	2	.000	0	0	0
Jim Jabir (Nazareth '84) Marquette (1994-95)	2	0	2	.000	0	0	0
Barbara Jacobs (Wis.-La Crosse '71) Syracuse (1985-88)	2	0	2	.000	0	0	0
Michelle Jacoby (Pacific '89) St. Mary's (Cal.) (2001)	1	1	1	.500	0	0	0
Kay James (Mississippi-Women '69) Southern Miss. (1985-87-89-90-92-94-95-96)	8	4	8	.333	0	0	0
Maryalcyce Jeremiah (Cedarville '65) Indiana (1983) Cal St. Fullerton (1989-91)	3	2	3	.400	0	0	0
Frozena Jerro (Arizona St. '93) Cal St. Northridge (1999)	1	0	1	.000	0	0	0
Mary Lou Johns (Memphis '64) Memphis (1982-85-87)	3	1	3	.250	0	0	0
Jeff Judkins (Utah '78) Brigham Young (2002-03)	2	2	2	.500	0	0	0
Terry Kelly (Covenant '76) South Carolina (1982)	1	1	1	.500	0	0	0
Jessie Kenlaw (Savannah St. '75) Houston (1992)	1	0	1	.000	0	0	0
Patrick Knapp (Widener '75) Georgetown (1993)	1	2	1	.667	0	0	0
Ferne Labati (East Stroudsburg '66) Miami (Fla.) (1989-92-93-98-2003-04)	6	2	6	.250	0	0	0
Andy Landers (Tennessee Tech '74) Georgia (82-83-84-85-86-87-88-89- 90-91-93-95-96-97-98-99-2000-01-02-03-04-05)	22	43	22	.662	0	2	3
Karen Langeland (Calvin '70) Michigan St. (1991-96-97)	3	2	3	.400	0	0	0
Wendy Larry (Old Dominion '77) Old Dominion (1988-89-90-92-93-94-95-96-97-98-99- 2000-01-02-03-04-05)	17	20	17	.541	0	1	0
Teresa Lawrence-Phillips (Vanderbilt '80) Tennessee St. (1994-95)	2	0	2	.000	0	0	0
Angie Lee (Iowa '84) Iowa (1996-97-98)	3	4	3	.571	0	0	0
Phil Lee (Campbell '70) Vanderbilt (1986-87-89-90)	4	2	4	.333	0	0	0
Joye Lee-McNelis (Southern Miss. '86) Memphis (1995-96-97-98)	4	1	4	.200	0	0	0
Courtney Leishman (Utah St. '76) Brigham Young (1984-85)	2	0	2	.000	0	0	0
Debbie Leonard (High Point '74) Duke (1987)	1	1	1	.500	0	0	0
Lubomyr Lichonczak (Idaho '78) Radford (1994-95-96)	3	0	3	.000	0	0	0
Bob Lindsay (Massachusetts '76) Kent St. (1996-98-2000-02)	4	1	4	.200	0	0	0
Nikita Lowry (Ohio St. '90) Detroit (1997)	1	0	1	.000	0	0	0
Annette Lynch (Illinois St. '68) Northwestern (1982)	1	0	1	.000	0	0	0
Linda MacDonald (West Chester '70) Temple (1989)	1	1	1	.500	0	0	0
Sadie Magee (Alcorn St. '52) Jackson St. (1982-83)	2	0	2	.000	0	0	0
Joy Malchodi (Ithaca '70) Northeastern (1999)	1	0	1	.000	0	0	0
Phyllis Mangina (Seton Hall '81) Seton Hall (1994-95)	2	3	2	.600	0	0	0

*Co-Head Coach

Tournament trivia

Question...

Who are the four coaches who have led their alma maters to the Women's Final Four?

Answer...

Leon Barmore (Louisiana Tech),
Sonia Hogg (Louisiana Tech),
Wendy Larry (Old Dominion)
and Pokey Chatman (LSU).

Coach (Alma Mater) School (Years)	Yrs.	Tourn. Record			Pct.	Women's Final Four		
		Won	Lost			CH	2nd	3rd
Kathy Marpe (Minnesota '71) San Diego (1993-2000)	2	0	2	.000	0	0	0	
Tina Martin (Lock Haven '86) Delaware (2001)	1	0	1	.000	0	0	0	
Colleen Matsuhara (Sacramento St. '74) UC Irvine (1995)	1	0	1	.000	0	0	0	
Bernadette Mattox (Georgia '81) Kentucky (1999)	1	1	1	.500	0	0	0	
Joanne P. McCallie (Northwestern '87) Maine (1995-96-97-98-99-2000) Michigan St. (2003-04-05)	9	7	9	.438	0	1	0	
LaDonna McClain (Mo. Southern St. '87) Austin Peay (1996)	1	0	1	.000	0	0	0	
Doty McCrea (Monmouth '73) Stanford (1982)	1	0	1	.000	0	0	0	
Glenn McDonald (Long Beach St. '84) Long Beach St. (1992)	1	0	1	.000	0	0	0	
Muffet McGraw (St. Joseph's '77) Notre Dame (1992-94-96-97-98-99-2000-01-02-03-04-05)	12	22	11	.667	1	0	1	
Winthrop McGriff (Wisconsin '62) Cheyney (1984)	1	3	1	.750	0	0	1	
Kevin McGuff (St. Joseph's [Ind.] '92) Xavier (2003)	1	0	1	.000	0	0	0	
Maura McHugh (Old Dominion '75) Oklahoma (1986) Arizona St. (1992)	2	1	2	.333	0	0	0	
Ardie McInelly (Boise St. '82) Idaho St. (2001)	1	0	1	.000	0	0	0	
Margaret McKeon (St. John's [N.Y.] '91) Boston U. (2003)	1	0	1	.000	0	0	0	
Joe McKeown (Kent St. '78) New Mexico St. (87-88) George Washington (91-92-94-95-96-97-98-2000-01-03-04-05)	14	13	14	.481	0	0	0	
Cristy McKinney (North Carolina St. '79) Rice (2000-05)	2	1	2	.333	0	0	0	
Marynell Meadors (Middle Tenn. '65) Tennessee Tech (1982-85) Florida St. (1990-91)	4	1	4	.200	0	0	0	
Katie Meier (Duke '89) Charlotte (2003)	1	0	1	.000	0	0	0	
Suzy Merchant (Central Mich. '91) Eastern Mich. (2004)	1	0	1	.000	0	0	0	
Cheryl Miller (Southern California '86) Southern California (1994-95)	2	3	2	.600	0	0	0	
Curt Miller (Baldwin-Wallace '90) Bowling Green (2005)	1	0	1	.000	0	0	0	
John Miller (St. Charles Seminary '69) La Salle (1988-89)	2	1	2	.333	0	0	0	
Regina Miller (Old Dominion '84) Western Ill. (1995) UNLV (2002)	2	0	2	.000	0	0	0	
Jeannie Milling (South Ala. '72) UAB (1994-2000)	2	2	2	.500	0	0	0	
Terri Mitchell (Duquesne '89) Marquette (1997-98-99-2004)	4	2	4	.333	0	0	0	
Jeff Mittie (Mo. Western St. '89) TCU (2001-02-03-04-05)	5	4	5	.444	0	0	0	
Rick Moody (Troy '76) Alabama (1992-93-94-95-96-97-98-99)	8	15	8	.652	0	0	1	
Billie Moore (Washburn '66) UCLA (1983-85-90-92)	4	3	4	.429	0	0	0	
Wes Moore (Tennessee '86) Chattanooga (2001-02-03-04)	4	1	4	.200	0	0	0	
Sheila Moorman (Brigham Young '68) James Madison (1986-87-88-89-91-96)	6	7	6	.538	0	0	0	
Bill "Speedy" Morris (St. Joseph's '73) La Salle (1986)	1	0	1	.000	0	0	0	
Kevin Morris (Scranton '86) Fordham (1994)	1	0	1	.000	0	0	0	
Matilda Mossman (Western Ky. '79) Kansas St. (1987)	1	0	1	.000	0	0	0	
Kim Mulkey-Robertson (Louisiana Tech '84) Baylor (2001-02-04-05)	4	9	3	.750	1	0	0	
Joe Mullaney Jr. (Providence '78) St. John's (N.Y.) (1988)	1	1	1	.500	0	0	0	
Mary Murphy (Northwestern '80) Wisconsin (1992)	1	0	1	.000	0	0	0	
Lois Myers (Ga. Southern '75) Alabama (1988)	1	0	1	.000	0	0	0	
Judy Nelson (Oklahoma '72) North Texas (1986)	1	0	1	.000	0	0	0	
*Bill Nefel (Cortland St. '74) San Francisco (1995-96-97)	3	2	3	.400	0	0	0	

*Co-Head Coach



Photo by Jim Gurd/NCAA Photos

Muffet McGraw won the 2001 title with Notre Dame and is on a streak of 10 consecutive NCAA tournament trips with the Fighting Irish.

Question...

Name the five schools that have been taken to the NCAA tournament by four different coaches.

Answer...

Brigham Young, Louisville, Ohio St., Purdue and Vanderbilt.

Tournament trivia

THE COACHES



Virginia's Debbie Ryan is tied for third in NCAA tournament coaching appearances with 21, and is sixth in both games coached (52) and games won (31).

Coach (Alma Mater) School (Years)	Yrs.	Tourn. Record		Pct.	Women's Final Four		
		Won	Lost		CH	2nd	3rd
Dianne Nolan (Rowan '73) Fairfield (1988-91-98-2001)	4	0	4	.000	0	0	0
Joanie O'Brien (Penn St. '86) Massachusetts (1996-98)	2	0	2	.000	0	0	0
Kathy Olivier (UNLV '82) UCLA (1998-99-2000-04)	4	4	4	.500	0	0	0
June Olkowski (Rutgers '82) Butler (1996)	1	0	1	.000	0	0	0
Mary Ann Otwell (Ouachita Baptist '64) Stephen F. Austin (1982-83)	2	0	2	.000	0	0	0
Togo Palazzi (Holy Cross '54) Holy Cross (1985)	1	0	1	.000	0	0	0
Milton Parker (N.C. Central '65) Monmouth (1983)	1	1	1	.500	0	0	0
Craig Parrott (Southern Miss. '79) Chattanooga (1989-92)	2	0	2	.000	0	0	0
Cathy Parson (West Virginia '84) Howard (2001)	1	0	1	.000	0	0	0
Debbie Patterson (Rockford '79) Kansas St. (1997-2002-03-04-05)	5	5	5	.500	0	0	0
Carolyn Peck (Vanderbilt '88) Purdue (1998-99) Florida (2004)	3	10	2	.833	1	0	0
Andrew Pennington (Tougaloo '73) Jackson St. (1995)	1	0	1	.000	0	0	0
Don Perrelli (Southern Conn. St. '61) St. John's (N.Y.) (1983-84) Northwestern (1987-90-91-93-97)	7	3	7	.300	0	0	0
Harry Perretta (Lycoming '78) Villanova (1986-87-88-89-2001-02-03-04)	8	7	8	.467	0	0	0
Robin Pingeton (St. Ambrose '90) Illinois St. (2005)	1	0	1	.000	0	0	0
Laurie Pirtle (Ohio St. '80) Cincinnati (1989-99-2002-03)	4	1	4	.200	0	0	0
Burl Plunkett (Centenary [La.] '55) Oklahoma (1995)	1	1	1	.500	0	0	0
Jill Poe (West Virginia '89) St. Francis (Pa.) (2004-05)	2	0	2	.000	0	0	0
David Ponton (Southern U. '85) Grambling (1998-99)	2	0	2	.000	0	0	0
Rene Portland (Immaculata '75) Penn St. (1982-83-84-85-86-87-88-90-91-92-93-94-95- 96-99-2000-01-02-03-04-05)	21	26	21	.553	0	0	1
Amy Pritchard (Northwestern '83) Ohio (1986)	1	0	1	.000	0	0	0
Jenny Przekwas (Wyoming '86) St. Francis (Pa.) (1996-97-98-99)	4	0	4	.000	0	0	0
Sandy Pugh (Northwestern St. '87) Southern U. (2002-04)	2	0	2	.000	0	0	0
Bruce Rasmussen (UNI '71) Creighton (1992)	1	1	1	.500	0	0	0
Marsha Reall (Ohio St. '75) Ohio (1995)	1	0	1	.000	0	0	0
Rick Reeves (Indiana St. '81) Liberty (1997-98-99)	3	0	3	.000	0	0	0
Harold Rhodes (Washington St. '77) Washington St. (1991)	1	0	1	.000	0	0	0
Jerry Richardson (Northwestern St. '79) UCF (1996)	1	0	1	.000	0	0	0
Earnest Riggins (Mississippi Val. '58) San Diego St. (1984-85)	2	2	2	.500	0	0	0
Lee Ann Riley (Baylor '85) Stephen F. Austin (2002)	1	0	1	.000	0	0	0
Jennifer Rizzotti (Connecticut '96) Hartford (2002-05)	2	0	2	.000	0	0	0
Linda Robinson (Mars Hill '78) Appalachian St. (1990-91-96)	3	0	3	.000	0	0	0
Dee Romine (Indiana St. '74) Stetson (2005)	1	0	1	.000	0	0	0
Rhonda Rompola (Southern Methodist '83) Southern Methodist (1994-95-96-98-99-2000)	6	3	6	.333	0	0	0
Carol Ross (Mississippi '82) Florida (1993-94-95-96-97-98-99-2001-02) Mississippi (2004-05)	11	8	11	.421	0	0	0
Jody Runge (Kentucky '85) Oregon (1994-95-96-97-98-99-2000-01)	8	3	8	.273	0	0	0
Cindy Russo (Old Dominion '75) Florida Int'l (1994-95-97-98-99-2002)	6	3	6	.333	0	0	0
Joann Rutherford (Pittsburg St. '71) Missouri (1982-83-84-85-86-94)	6	2	6	.250	0	0	0
Debbie Ryan (Ursinus '75) Virginia (1984-85-86-87-88-89-90-91-92-93-94-95-96- 97-98-99-2000-01-02-03-05)	21	31	21	.596	0	1	2
Joyce Sake (San Diego St. '85) Washington (1985)	1	0	1	.000	0	0	0

*Co-Head Coach

Coach (Alma Mater) School (Years)	Yrs.	Tourn. Record		Pct.	Women's Final Four		
		Won	Lost		CH	2nd	3rd
Joe Sanchez (Tex. A&M-Corp. Chris. '71) Wake Forest (1988)	1	1	1	.500	0	0	0
Paul Sanderford (Methodist '72) Western Ky. (1985-86-87-88-89-90-91-92-93-94-95-97) Nebraska (1998-99-2000)	15	16	15	.516	0	1	2
Jane Schroeder (Kansas St. '71) Illinois (1982)	1	0	1	.000	0	0	0
Cindy Scott (Memphis '75) Southern Ill. (1986-87-90-92)	4	2	4	.333	0	0	0
Robin Selvig (Montana '74) Montana (1983-84-86-88-89-90-91-92-94-95-96-97- 98-2000-04-05)	16	6	16	.273	0	0	0
Sue Semrau (UC San Diego '85) Florida St. (2001-05)	2	2	2	.500	0	0	0
Linda Sharp (Cal St. Fullerton '73) Southern California (1982-83-84-85-86-87-88) Texas St. (1997)	8	19	6	.760	2	1	0
Marsha Sharp (Wayland Baptist '74) Texas Tech (1984-86-90-91-92-93-94-95-96-97-98-99- 2000-01-02-03-04-05)	18	30	17	.638	1	0	0
Michele Sharp (West Chester '80) Manhattan (1996)	1	0	1	.000	0	0	0
Bill Sheahan (Georgetown '60) Mt. St. Mary's (1994-95)	2	0	2	.000	0	0	0
Trent Shippen (Colorado St. '90) Brigham Young (2000)	1	0	1	.000	0	0	0
Willie Simon (Allen '58) South Carolina St. (1983)	1	1	1	.500	0	0	0
Julienne Simpson (John Kennedy '74) Arizona St. (1982-83)	2	2	2	.500	0	0	0
Steve Small (Campbellsville '70) Western Ky. (1998-2000)	2	2	2	.500	0	0	0
Bev Smith (Oregon '82) Oregon (2005)	1	1	1	.500	0	0	0
James Smith (La.-Monroe '75) Northwestern St. (1989-2004)	2	0	2	.000	0	0	0
Stephany Smith (Harding '88) Middle Tenn. (1998-2004-05)	3	2	3	.400	0	0	0
Bill Smithpeters (Otterbein '57) Eastern Wash. (1987)	1	0	1	.000	0	0	0
Kathy Solano (Cortland St. '78) Manhattan (1987-90)	2	0	2	.000	0	0	0
Jim Sollars (Seattle Pacific '66) Portland (1994-95-96-97)	4	0	4	.000	0	0	0
Judy Spoelstra (Oregon St. '83) Montana St. (1993) Oregon St. (1996)	2	0	2	.000	0	0	0
Dawn Staley (Virginia '92) Temple (2002-04-05)	3	1	3	.250	0	0	0
*Marianne Stanley (Immaculata '76) Old Dominion (1982-83-84-85-87) Southern California (1991-92-93) Stanford (1996)	9	20	8	.714	1	0	2
Cindy Stein (Illinois '84) Missouri (2001-04)	2	2	2	.500	0	0	0
Ron Stewart (Indiana '71) Western Mich. (2003)	1	0	1	.000	0	0	0
Lisa Stockton (Wake Forest '86) Tulane (1995-96-97-98-99-2000-01-02-03)	9	3	9	.250	0	0	0
Lisa Stone (Iowa '84) Drake (2001-02)	2	2	2	.500	0	0	0
Vivian Stringer (Slippery Rock '70) Cheyney (82-83) Iowa (1986-87-88-89-90-91-92-93-94) Rutgers (1998-99-2000-01-03-04-05)	18	29	18	.617	0	1	2
Pat Summitt (Tenn.-Martin '74) Tennessee (1982-83-84-85-86-87-88-89-90-91-92-93- 94-95-96-97-98-99-2000-01-02-03-04-05)	24	89	18	.832	6	5	5
John Sutherland (Kent St. '81) Arkansas (1986-89-90-91)	4	4	4	.500	0	0	0
James Sweat (Virginia St. '59) Norfolk St. (2002)	1	0	1	.000	0	0	0
Pam Tanner (Illinois St. '89) Denver (2001)	1	0	1	.000	0	0	0
Carla Taylor (Weber St. '84) Weber St. (2002-03)	2	0	2	.000	0	0	0
Mark Trakh (Long Beach St. '80) Pepperdine (2000-02-03) Southern California (2005)	4	1	4	.200	0	0	0
Annie Tribble (Clemson '66) Clemson (1982)	1	0	1	.000	0	0	0
Sue Troyan (Dickinson '88) Lehigh (1997)	1	0	1	.000	0	0	0
*Amy Tucker (Ohio St. '82) Stanford (1996)	1	4	1	.800	0	0	1

*Co-Head Coach

Question...

Who are the two Women's Final Four Most Outstanding players who also coached a team to the NCAA tournament?

Answer...

Cheryl Miller and Dawn Staley. Miller won back-to-back Women's Final Four MOP awards in 1983 and 1984, leading Southern California to consecutive national championships. Miller then coached her alma mater to NCAA tournament appearances in 1994 and 1995. Staley earned 1991 Women's Final Four MOP honors in leading Virginia to the title game. The Philadelphia native entered the coaching ranks at Temple in 2002 and led the Owls to tournament berths in three of her first four seasons.

Tournament trivia

THE COACHES

Tournament trivia

Question...

Name the coach whose last game at a school was winning the national championship.

Answer...

Carolyn Peck. Peck guided Purdue to the 1999 title then left the college ranks to become head coach and general manager of the WNBA's Orlando Miracle. She returned to a collegiate helm for the 2002-03 season as head coach at Florida.

Coach (Alma Mater) School (Years)	Yrs.	Tourn. Record			Women's Final Four		
		Won	Lost	Pct.	CH	2nd	3rd
Charli Turner Thorne (Stanford '88)..... Arizona St. (2001-02-05)	3	3	3	.500	0	0	0
Sanya Tyler (Howard '79)..... Howard (1982-96-97-98)	4	0	4	.000	0	0	0
Bud Van De Wege (Michigan '80)..... Michigan (1990)	1	1	1	.500	0	0	0
Tara VanDerveer (Indiana '75)..... Ohio St. (82-84-85) Stanford (88-89-90-91-92-93-94-95-97-98-99-2000-01-02-03-04-05)	20	41	18	.695	2	0	3
Sharon Versyp (Purdue '89)..... Maine (2004)	1	0	1	.000	0	0	0
Fran Voll (Bowling Green '68)..... Bowling Green (1987-88-89-90)	4	1	4	.200	0	0	0
Shirley Walker (Alcorn St. '68)..... Alcorn St. (2000-01-05)	3	0	3	.000	0	0	0
Susan Walvius (Virginia Tech '80)..... South Carolina (2002-03)	2	4	2	.667	0	0	0
Laurel Wartluft (John Kennedy '75)..... Kent St. (1982)	1	0	1	.000	0	0	0
Marian Washington (West Chester '70)..... Kansas (1987-88-92-93-94-95-96-97-98-99-2000)	11	9	11	.450	0	0	0
Wanda Watkins (Campbell '79)..... Campbell (2000)	1	0	1	.000	0	0	0
Ken Weeks (Mississippi St. '67)..... Alabama (1984)	1	1	1	.500	0	0	0
Chris Weller (Maryland '66)..... Maryland (1982-83-84-86-88-89-90-91-92-93-97-2001)	12	12	12	.500	0	0	2
*Sara White (Wake Forest '91)..... Louisville (1998-99)	2	1	2	.333	0	0	0
Chris Wielgus (Springfield '74)..... Dartmouth (1983-95-99-2000-05)	5	0	5	.000	0	0	0
Julie Wilhoit (Marian (Ind.) '85)..... Loyola Marymount (2004)	1	0	1	.000	0	0	0
Fred Williams (Boise St. '80)..... Southern California (1997)	1	1	1	.500	0	0	0
Greg Williams (Rice '70)..... Houston (1988) Colorado St. (1996)	2	1	2	.333	0	0	0
Jeanie Wilson (Brigham Young '74)..... Brigham Young (1993)	1	0	1	.000	0	0	0
Nancy Wilson (Coker '73)..... South Carolina (1986-88-89-90-91)	5	3	5	.375	0	0	0
Bill Worrell (Tennessee Tech '68)..... Tennessee Tech (1987-89-90-91-92-93-99-2000)	8	3	8	.273	0	0	0
Connie Yori (Creighton '86)..... Creighton (1994-2002)	2	1	2	.333	0	0	0
Kay Yow (East Caro. '64)..... North Carolina St. (1982-83-84-85-86-87-89-90-91-95-96-97-98-99-2001-04-05)	18	17	18	.486	0	0	1
Terry Zeh (St. Bonaventure '90)..... Canisius (2005)	1	0	1	.000	0	0	0
Linda Ziemke (West Chester '73)..... Rhode Island (1996)	1	0	1	.000	0	0	0

*Co-Head Coach

***Co-Head Coaches In NCAA Tournament Play**

Team	Years (Record)	Coaches
Illinois St.	1983 (0-1), 85 (0-1)	Melinda Fischer and Jill Hutchison
Louisiana Tech	1983 (4-1), 84 (3-1), 85 (2-1)	Leon Barmore and Sonja Hogg
Louisville	1998 (1-1), 99 (0-1)	Martin Clapp and Sara White
UNLV.....	1984 (0-1), 85 (0-1), 86 (0-1)	Jim and Sheila Bolla
San Francisco.....	1995 (0-1), 96 (2-1), 97 (0-1)	Bill Nephel and Mary Hile-Nephel
Stanford.....	1996 (4-1)	Marianne Stanley and Amy Tucker
West Virginia.....	1989 (1-1), 92 (1-1)	Kittie Blakemore and Scott Harrelson

All-Time Tournament Coaches By School

(213 TEAMS, 309 COACHES)

	Tournament Record				Women's Final Four		
	Yrs.	Won	Lost	Pct.	CH	2nd	3rd
ALABAMA							
Ken Weeks (1984)	1	1	1	.500	0	0	0
Lois Myers (1988)	1	0	1	.000	0	0	0
Rick Moody (1992-93-94-95-96-97-98-99)	8	15	8	.652	0	0	1
TOTAL	10	16	10	.615	0	0	1
UAB							
Jeanie Milling (1994-2000)	2	2	2	.500	0	0	0
TOTAL	2	2	2	.500	0	0	0
ALABAMA ST.							
Freda Freeman-Jackson (2003)	1	0	1	.000	0	0	0
TOTAL	1	0	1	.000	0	0	0
ALCORN ST.							
Shirley Walker (2000-01-05)	3	0	3	.000	0	0	0
TOTAL	3	0	3	.000	0	0	0

	Tournament Record				Women's Final Four				Tournament Record				Women's Final Four		
	Yrs.	Won	Lost	Pct.	CH	2nd	3rd		Yrs.	Won	Lost	Pct.	CH	2nd	3rd
APPALACHIAN ST.															
Linda Robinson (1990-91-96)	3	0	3	.000	0	0	0								
Barbie Breedlove (1999)	1	0	1	.000	0	0	0								
TOTAL	4	0	4	.000	0	0	0								
ARIZONA															
Joan Bonvicini (1997-98-99-2000-03-04-05)	7	6	7	.462	0	0	0								
TOTAL	7	6	7	.462	0	0	0								
ARIZONA ST.															
Juliene Simpson (1982-83)	2	2	2	.500	0	0	0								
Maura McHugh (1992)	1	0	1	.000	0	0	0								
Charli Turner Thorne (2001-02-05)	3	3	3	.500	0	0	0								
TOTAL	6	5	6	.455	0	0	0								
ARKANSAS															
John Sutherland (1986-89-90-91)	4	4	4	.500	0	0	0								
Gary Blair (1995-98-2001-02-03)	5	8	5	.615	0	0	1								
TOTAL	9	12	9	.600	0	0	1								
AUBURN															
Joe Ciampi (1982-83-85-86-87-88-89-90-91-93-94-96-97-99-2000-04)	16	28	16	.636	0	3	0								
TOTAL	16	28	16	.636	0	3	0								
AUSTIN PEAY															
LaDonna McClain (1996)	1	0	1	.000	0	0	0								
Susie Gardner (2001-02-03)	3	0	3	.000	0	0	0								
Andy Blackston (2004)	1	0	1	.000	0	0	0								
TOTAL	5	0	5	.000	0	0	0								
BAYLOR															
Kim Mulkey-Robertson (2001-02-04-05)	4	9	3	.750	1	0	0								
TOTAL	4	9	3	.750	1	0	0								
BOISE ST.															
June Daugherty (1994)	1	0	1	.000	0	0	0								
TOTAL	1	0	1	.000	0	0	0								
BOSTON COLLEGE															
Cathy Inglesse (1999-2000-02-03-04-05)	6	7	6	.538	0	0	0								
TOTAL	6	7	6	.538	0	0	0								
BOSTON U.															
Margaret McKeon (2003)	1	0	1	.000	0	0	0								
TOTAL	1	0	1	.000	0	0	0								
BOWLING GREEN															
Fran Voll (1987-88-89-90)	4	1	4	.200	0	0	0								
Jaci Clark (1993-94)	2	0	2	.000	0	0	0								
Curt Miller (2005)	1	0	1	.000	0	0	0								
TOTAL	7	1	7	.125	0	0	0								
BRIGHAM YOUNG															
Courtney Leishman (1984-85)	2	0	2	.000	0	0	0								
Jeanie Wilson (1993)	1	0	1	.000	0	0	0								
Trent Shippen (2000)	1	0	1	.000	0	0	0								
Jeff Judkins (2002-03)	2	2	2	.500	0	0	0								
TOTAL	6	2	6	.250	0	0	0								
BROWN															
Jean Marie Burr (1994)	1	0	1	.000	0	0	0								
TOTAL	1	0	1	.000	0	0	0								
BUCKNELL															
Kathy Fedorjaka (2002)	1	0	1	.000	0	0	0								
TOTAL	1	0	1	.000	0	0	0								
BUTLER															
June Olkowski (1996)	1	0	1	.000	0	0	0								
TOTAL	1	0	1	.000	0	0	0								
CALIFORNIA															
Gooch Foster (1990-92-93)	3	1	3	.250	0	0	0								
TOTAL	3	1	3	.250	0	0	0								
UC IRVINE															
Colleen Matsuhara (1995)	1	0	1	.000	0	0	0								
TOTAL	1	0	1	.000	0	0	0								
UCLA															
Billie Moore (1983-85-90-92)	4	3	4	.429	0	0	0								
Kathy Olivier (1998-99-2000-04)	4	4	4	.500	0	0	0								
TOTAL	8	7	8	.467	0	0	0								
UC SANTA BARB.															
Mark French (1992-93-97-98-99-2000-01-02-03-04-05)	11	7	11	.389	0	0	0								
TOTAL	11	7	11	.389	0	0	0								
CAL ST. FULLERTON															
Maryalycce Jeremiah (1989-91)	2	1	2	.333	0	0	0								
TOTAL	2	1	2	.333	0	0	0								
CAL ST. NORTHRIDGE															
Frozena Jerro (1999)	1	0	1	.000	0	0	0								
TOTAL	1	0	1	.000	0	0	0								
CAMPBELL															
Wanda Watkins (2000)	1	0	1	.000	0	0	0								
TOTAL	1	0	1	.000	0	0	0								
CANISIUS															
Terry Zeh (2005)	1	0	1	.000	0	0	0								
TOTAL	1	0	1	.000	0	0	0								
UCF															
Jerry Richardson (1996)	1	0	1	.000	0	0	0								
Lynn Bria (1999)	1	0	1	.000	0	0	0								
TOTAL	2	0	2	.000	0	0	0								
CENTRAL MICH.															
Laura Golden (1983-84)	2	0	2	.000	0	0	0								
TOTAL	2	0	2	.000	0	0	0								
CHARLOTTE															
Katie Meier (2003)	1	0	1	.000	0	0	0								
TOTAL	1	0	1	.000	0	0	0								
CHATTANOOGA															
Craig Parrott (1989-92)	2	0	2	.000	0	0	0								
Wes Moore (2001-02-03-04)	4	1	4	.200	0	0	0								
TOTAL	6	1	6	.143	0	0	0								
CHEYNEY															
Vivian Stringer (1982-83)	2	5	2	.714	0	1	0								
Winthrop McGriff (1984)	1	3	1	.750	0	0	1								
TOTAL	3	8	3	.727	0	1	1								
CINCINNATI															
Laurie Pirtle (1989-99-2002-03)	4	1	4	.200	0	0	0								
TOTAL	4	1	4	.200	0	0	0								
CLEMSON															
Annie Tribble (1982)	1	0	1	.000	0	0	0								
Jim Davis (1988-89-90-91-92-93-94-96-97-98-99-2000-01-02)	14	14	14	.500	0	0	0								
TOTAL	15	14	15	.483	0	0	0								
COLGATE															
Beth Combs (2004)	1	0	1	.000	0	0	0								
TOTAL	1	0	1	.000	0	0	0								
COLORADO															
Ceal Barry (1988-89-92-93-94-95-96-97-2001-02-03-04)	12	17	12	.586	0	0	0								
TOTAL	12	17	12	.586	0	0	0								
COLORADO ST.															
Greg Williams (1996)	1	1	1	.500	0	0	0								
Tom Collen (1998-99-2001-02)	4	4	4	.500	0	0	0								
TOTAL	5	5	5	.500	0	0	0								
CONNECTICUT															
Geno Auriemma (1989-90-91-92-93-94-95-96-97-98-99-2000-01-02-03-04-05)	17	55	12	.821	5	0	3								
TOTAL	17	55	12	.828	5	0	3								
COPPIN ST.															
Derek Brown (2005)	1	0	1	.000	0	0	0								
TOTAL	1	0	1	.000	0	0	0								
CREIGHTON															
Bruce Rasmussen (1992)	1	1	1	.500	0	0	0								
Connie Yori (1994-2002)	2	1	2	.333	0	0	0								
TOTAL	3	2	3	.400	0	0	0								
DARTMOUTH															
Chris Wielgus (1983-95-99-2000-05)	5	0	5	.000	0	0	0								
TOTAL	5	0	5	.000	0	0	0								

	Tournament Record				Women's Final Four			
	Yrs.	Won	Lost	Pct.	CH	2nd	3rd	
DELAWARE								
Tina Martin (2001)	1	0	1	.000	0	0	0	
TOTAL	1	0	1	.000	0	0	0	
DENVER								
Pam Tanner (2001)	1	0	1	.000	0	0	0	
TOTAL	1	0	1	.000	0	0	0	
DePAUL								
Doug Bruno (1990-91-92-93-95-96-97-2003-04-05)	10	5	10	.333	0	0	0	
TOTAL	10	5	10	.333	0	0	0	
DETROIT								
Nikita Lowry (1997)	1	0	1	.000	0	0	0	
TOTAL	1	0	1	.000	0	0	0	
DRAKE								
Carole Baumgarten (1982-84-86)	3	3	3	.500	0	0	0	
Lisa Bluder (1995-97-98-2000)	4	1	4	.200	0	0	0	
Lisa Stone (2001-02)	2	2	2	.500	0	0	0	
TOTAL	9	6	9	.400	0	0	0	
DUKE								
Debbie Leonard (1987)	1	1	1	.500	0	0	0	
Gail Goestenkors (1995-96-97-98-99-2000-01-02-03-04-05)	11	29	11	.725	0	1	2	
TOTAL	12	30	12	.714	0	1	2	
EAST CARO.								
Cathy Andruzzi (1982)	1	0	1	.000	0	0	0	
TOTAL	1	0	1	.000	0	0	0	
EASTERN ILL.								
Barbara Hilke (1988)	1	0	1	.000	0	0	0	
TOTAL	1	0	1	.000	0	0	0	
EASTERN KY.								
Larry Inman (1997-2005)	2	0	2	.000	0	0	0	
TOTAL	2	0	2	.000	0	0	0	
EASTERN MICH.								
Suzy Merchant (2004)	1	0	1	.000	0	0	0	
TOTAL	1	0	1	.000	0	0	0	
EASTERN WASH.								
Bill Smithpeters (1987)	1	0	1	.000	0	0	0	
TOTAL	1	0	1	.000	0	0	0	
EVANSVILLE								
Kathi Bennett (1999)	1	0	1	.000	0	0	0	
TOTAL	1	0	1	.000	0	0	0	
FAIRFIELD								
Dianne Nolan (1988-91-98-2001)	4	0	4	.000	0	0	0	
TOTAL	4	0	4	.000	0	0	0	
FLORIDA								
Carol Ross (1993-94-95-96-97-98-99-2001-02)	9	8	9	.471	0	0	0	
Carolyn Peck (2004)	1	1	1	.500	0	0	0	
TOTAL	10	9	10	.474	0	0	0	
FLORIDA A&M								
Claudette Farmer (1995-99)	2	0	2	.000	0	0	0	
TOTAL	2	0	2	.000	0	0	0	
FLORIDA INT'L								
Cindy Russo (1994-95-97-98-99-2002)	6	3	6	.333	0	0	0	
TOTAL	6	3	6	.333	0	0	0	
FLORIDA ST.								
Janice Dykehouse-Allen (1983)	1	0	1	.000	0	0	0	
Marynell Meadors (1990-91)	2	1	2	.333	0	0	0	
Sue Semrau (2001-05)	2	2	2	.500	0	0	0	
TOTAL	5	3	5	.375	0	0	0	
FORDHAM								
Kevin Morris (1994)	1	0	1	.000	0	0	0	
TOTAL	1	0	1	.000	0	0	0	
FURMAN								
Sherry Carter (1995-2000)	2	0	2	.000	0	0	0	
TOTAL	2	0	2	.000	0	0	0	
GEORGE WASHINGTON								
Joe McKeown (1991-92-94-95-96-97-98-2000-01-03-04-05)	12	13	12	.520	0	0	0	
TOTAL	12	13	12	.520	0	0	0	
GEORGETOWN								
Patrick Knapp (1993)	1	2	1	.667	0	0	0	
TOTAL	1	2	1	.667	0	0	0	
GEORGIA								
Andy Landers (1982-83-84-85-86-87-88-89-90-91-93-95-96-97-98-99-2000-01-02-03-04-05)	22	43	22	.662	0	2	3	
TOTAL	22	43	22	.662	0	2	3	
GA. SOUTHERN								
Drema Greer (1993-94)	2	0	2	.000	0	0	0	
TOTAL	2	0	2	.000	0	0	0	
GEORGIA ST.								
Lea Henry (2001-02-03)	3	0	3	.000	0	0	0	
TOTAL	3	0	3	.000	0	0	0	
GEORGIA TECH								
Agnus Berenato (1993-2003)	2	0	2	.000	0	0	0	
TOTAL	2	0	2	.000	0	0	0	
GRAMBLING								
Patricia Cage-Bibbs (1994-96-97)	3	0	3	.000	0	0	0	
David Ponton (1998-99)	2	0	2	.000	0	0	0	
TOTAL	5	0	5	.000	0	0	0	
HAMPTON								
Patricia Cage-Bibbs (2000-03-04)	3	0	3	.000	0	0	0	
TOTAL	3	0	3	.000	0	0	0	
HARTFORD								
Jennifer Rizzotti (2002-05)	2	0	2	.000	0	0	0	
TOTAL	2	0	2	.000	0	0	0	
HARVARD								
Kathy Delaney-Smith (1996-97-98-2002-03)	5	1	5	.167	0	0	0	
TOTAL	5	1	5	.167	0	0	0	
HAWAII								
Vince Goo (1989-90-94-96-98)	5	1	5	.167	0	0	0	
TOTAL	5	1	5	.167	0	0	0	
HOLY CROSS								
Togo Palazzi (1985)	1	0	1	.000	0	0	0	
Bill Gibbons Jr. (1989-91-95-96-98-99-2000-01-03-05)	10	1	10	.091	0	0	0	
TOTAL	11	1	11	.083	0	0	0	
HOUSTON								
Greg Williams (1988)	1	0	1	.000	0	0	0	
Jessie Kenlaw (1992)	1	0	1	.000	0	0	0	
Joe Curl (2004-05)	2	1	2	.333	0	0	0	
TOTAL	4	1	4	.200	0	0	0	
HOWARD								
Sanya Tyler (1982-96-97-98)	4	0	4	.000	0	0	0	
Cathy Parson (2001)	1	0	1	.000	0	0	0	
TOTAL	5	0	5	.000	0	0	0	
IDAHO								
Pat Dobratz (1985)	1	0	1	.000	0	0	0	
TOTAL	1	0	1	.000	0	0	0	
IDAHO ST.								
Ardie McInnelly (2001)	1	0	1	.000	0	0	0	
TOTAL	1	0	1	.000	0	0	0	
ILLINOIS								
Jane Schroeder (1982)	1	0	1	.000	0	0	0	
Laura Golden (1986-87)	2	2	2	.500	0	0	0	
Theresa Grentz (1997-98-99-2000-03)	5	6	5	.545	0	0	0	
TOTAL	8	8	8	.500	0	0	0	
ILLINOIS ST.								
*Melinda Fischer (1983-85)	2	0	2	.000	0	0	0	
*Jill Hutchison (1983-85-89)	3	1	3	.250	0	0	0	
Robin Pingeton (2005)	1	0	1	.000	0	0	0	
TOTAL	4	1	4	.200	0	0	0	

	Tournament Record				Women's Final Four		
	Yrs.	Won	Lost	Pct.	CH	2nd	3rd
INDIANA							
Maryalyce Jeremiah (1983)	1	1	1	.500	0	0	0
Jim Izard (1994-95)	2	0	2	.000	0	0	0
Kathi Bennett (2002)	1	0	1	.000	0	0	0
TOTAL	4	1	4	.200	0	0	0
IOWA							
Vivian Stringer (1986-87-88-89-90-91-92-93-94)	9	10	9	.526	0	0	1
Angie Lee (1996-97-98)	3	4	3	.571	0	0	0
Lisa Bluder (2001-02-04)	3	2	3	.400	0	0	0
TOTAL	15	16	15	.516	0	0	1
IOWA ST.							
Bill Fennelly (1997-98-99-2000-01-02-05)	7	9	7	.563	0	0	0
TOTAL	7	9	7	.563	0	0	0
JACKSON ST.							
Sadie Magee (1982-83)	2	0	2	.000	0	0	0
Andrew Pennington (1995)	1	0	1	.000	0	0	0
TOTAL	3	0	3	.000	0	0	0
JAMES MADISON							
Sheila Moorman (1986-87-88-89-91-96)	6	7	6	.538	0	0	0
TOTAL	6	7	6	.538	0	0	0
KANSAS							
Marian Washington (1987-88-92-93-94-95-96-97-98-99-2000)	11	9	11	.450	0	0	0
TOTAL	11	9	11	.450	0	0	0
KANSAS ST.							
Lynn Hickey (1982-83-84)	3	3	3	.500	0	0	0
Matilda Mossman (1987)	1	0	1	.000	0	0	0
Debbie Patterson (1997-2002-03-04-05)	5	5	5	.500	0	0	0
TOTAL	9	8	9	.471	0	0	0
KENT ST.							
Laurel Warluff (1982)	1	0	1	.000	0	0	0
Bob Lindsay (1996-98-2000-02)	4	1	4	.200	0	0	0
TOTAL	5	1	5	.167	0	0	0
KENTUCKY							
Terry Hall (1982-83-86)	3	2	3	.400	0	0	0
Sharon Fanning (1991)	1	0	1	.000	0	0	0
Bernadette Mattox (1999)	1	1	1	.500	0	0	0
TOTAL	5	3	5	.375	0	0	0
LA SALLE							
Kevin Gallagher (1983)	1	0	1	.000	0	0	0
Bill "Speedy" Morris (1986)	1	0	1	.000	0	0	0
John Miller (1988-89)	2	1	2	.333	0	0	0
TOTAL	4	1	4	.200	0	0	0
LAMAR							
Al Barbre (1991)	1	3	1	.750	0	0	0
TOTAL	1	3	1	.750	0	0	0
LEHIGH							
Sue Troyan (1997)	1	0	1	.000	0	0	0
TOTAL	1	0	1	.000	0	0	0
LIBERTY							
Rick Reeves (1997-98-99)	3	0	3	.000	0	0	0
Carey Green (2000-01-02-03-04-05)	6	2	6	.250	0	0	0
TOTAL	9	2	9	.182	0	0	0
LIPSCOMB							
Frank Bennett (2004)	1	0	1	.000	0	0	0
TOTAL	1	0	1	.000	0	0	0
LONG BEACH ST.							
Joan Bonvicini (1982-83-84-85-86-87-88-89-90-91)	10	18	10	.643	0	0	2
Glenn McDonald (1992)	1	0	1	.000	0	0	0
TOTAL	11	18	11	.621	0	0	2
LONG ISLAND							
Tony Bozzella (2001)	1	0	1	.000	0	0	0
TOTAL	1	0	1	.000	0	0	0
LA.-MONROE							
Linda Harper (1983-84-85-87)	4	5	4	.556	0	0	1
TOTAL	4	5	4	.556	0	0	1

	Tournament Record				Women's Final Four		
	Yrs.	Won	Lost	Pct.	CH	2nd	3rd
LSU							
Sue Gunter (1984-86-87-88-89-90-91-97-99-2000-01-02-03-04)	14	20	14	.588	0	0	1
Pokey Chatman (2005)	1	4	1	.800	0	0	1
TOTAL	15	24	15	.615	0	0	2
LOUISIANA TECH							
*Sonja Hogg (1982-83-84-85)	4	14	3	.824	1	1	1
*Leon Barmore (1983-84-85-86-87-88-89-90-91-92-93-94-95-96-97-98-99-2000-01-02)	20	56	19	.747	1	4	4
Kurt Budke (2003-04-05)	3	4	3	.571	0	0	0
TOTAL	24	65	22	.756	2	4	4
LOUISVILLE							
Peggy Fiehrer (1983-84)	2	0	2	.000	0	0	0
Bud Childers (1993-95-97)	3	2	3	.400	0	0	0
*Sara White (1998-99)	2	1	2	.333	0	0	0
*Martin Clapp (1998-99-2001)	3	1	3	.250	0	0	0
Tom Collen (2005)	1	0	1	.000	0	0	0
TOTAL	9	3	9	.275	0	0	0
LOYOLA (MD.)							
Pat Coyle (1994-95)	2	0	2	.000	0	0	0
TOTAL	2	0	2	.000	0	0	0
LOYOLA MARYMOUNT							
Julie Wilhoit (2004)	1	0	1	.000	0	0	0
TOTAL	1	0	1	.000	0	0	0
MAINE							
Joanne P. McCallie (1995-96-97-98-99-2000)	6	1	6	.143	0	0	0
Sharon Versyp (2004)	1	0	1	.000	0	0	0
TOTAL	7	1	7	.125	0	0	0
MANHATTAN							
Kathy Solano (1987-90)	2	0	2	.000	0	0	0
Michelle Sharp (1996)	1	0	1	.000	0	0	0
Sal Buscaglia (2003)	1	0	1	.000	0	0	0
TOTAL	4	0	4	.000	0	0	0
MARIST							
Brian Giorgis (2004)	1	0	1	.000	0	0	0
TOTAL	1	0	1	.000	0	0	0
MARQUETTE							
Jim Jabir (1994-95)	2	0	2	.000	0	0	0
Terri Mitchell (1997-98-99-2000-04)	5	2	5	.286	0	0	0
TOTAL	7	2	7	.222	0	0	0
MARSHALL							
Sarah Evans-Moore (1997)	1	0	1	.000	0	0	0
TOTAL	1	0	1	.000	0	0	0
MARYLAND							
Chris Weller (1982-83-84-86-88-89-90-91-92-93-97-2001)	12	12	12	.500	0	0	2
Brenda Frese (2004-05)	2	2	2	.500	0	0	0
TOTAL	14	14	14	.500	0	0	2
MASSACHUSETTS							
Joanie O'Brien (1996-98)	2	0	2	.000	0	0	0
TOTAL	2	0	2	.000	0	0	0
MEMPHIS							
Mary Lou Johns (1982-85-87)	3	1	3	.250	0	0	0
Joye Lee-McNelis (1995-96-97-98)	4	1	4	.200	0	0	0
TOTAL	7	2	7	.222	0	0	0
MIAMI (FLA.)							
Ferne Labati (1989-92-93-98-2003-04)	6	2	6	.250	0	0	0
TOTAL	6	2	6	.250	0	0	0
MICHIGAN							
Bud Van De Wege (1990)	1	1	1	.500	0	0	0
Sue Guevara (1998-2000)	3	1	3	.250	0	0	0
TOTAL	4	2	4	.333	0	0	0
MICHIGAN ST.							
Karen Langeland (1991-96-97)	3	2	3	.400	0	0	0
Joanne P. McCallie (2003-04-05)	3	6	3	.667	0	1	0
TOTAL	6	8	6	.571	0	1	0

	Tournament Record				Women's Final Four		
	Yrs.	Won	Lost	Pct.	CH	2nd	3rd
MIDDLE TENN.							
Larry Inman (1983-84-85-86)	4	2	4	.333	0	0	0
Lewis Bivens (1988-96)	2	0	2	.000	0	0	0
Stephany Smith (1998-2004-05)	3	2	3	.400	0	0	0
TOTAL	9	4	9	.308	0	0	0
MINNESOTA							
Linda Hill-MacDonald (1994)	1	1	1	.500	0	0	0
Brenda Oldfield Frese (2002)	1	1	1	.500	0	0	0
Pam Borton (2003-04-05)	3	8	3	.727	0	0	1
TOTAL	5	10	5	.667	0	0	1
MISSISSIPPI							
Van Chancellor (1982-83-84-85-86-87-88-89-90-91-92-94-95-96)	14	15	14	.517	0	0	0
Carol Ross (2004-05)	2	0	2	.000	0	0	0
TOTAL	16	15	16	.484	0	0	0
MISSISSIPPI ST.							
Sharon Fanning (1999-2000-02-03)	4	3	4	.429	0	0	0
TOTAL	4	3	4	.429	0	0	0
MISSOURI							
Joann Rutherford (1982-83-84-85-86-94)	6	2	6	.250	0	0	0
Cindy Stein (2001-04)	2	2	2	.500	0	0	0
TOTAL	8	4	8	.333	0	0	0
MISSOURI ST.							
Cheryl Burnett (1991-92-93-94-95-96-98-99-2000-01)	10	14	10	.583	0	0	2
Katie Abrahamson-Henderson (2003-04)	2	0	2	.000	0	0	0
TOTAL	12	14	12	.538	0	0	2
MONMOUTH							
Milton Parker (1983)	1	1	1	.500	0	0	0
TOTAL	1	1	1	.500	0	0	0
MONTANA							
Robin Selvig (1983-84-86-88-89-90-91-92-94-95-96-97-98-2000-04-05)	16	6	16	.273	0	0	0
TOTAL	16	6	16	.273	0	0	0
MONTANA ST.							
Judy Spoelstra (1993)	1	0	1	.000	0	0	0
TOTAL	1	0	1	.000	0	0	0
MT. ST. MARY'S							
Bill Sheahan (1994-95)	2	0	2	.000	0	0	0
TOTAL	2	0	2	.000	0	0	0
NEBRASKA							
Angela Beck (1988-93-96)	3	1	3	.250	0	0	0
Paul Sanderford (1998-99-2000)	3	1	3	.250	0	0	0
TOTAL	6	2	6	.250	0	0	0
UNLV							
*Sheila Strike Bolla (1984-85-86)	3	0	3	.000	0	0	0
*Jim Bolla (1984-85-86-89-90-91-94)	7	3	7	.300	0	0	0
Regina Miller (2002)	1	0	1	.000	0	0	0
TOTAL	8	3	8	.272	0	0	0
NEW MEXICO							
Don Flanagan (1998-2002-03-04-05)	5	2	5	.286	0	0	0
TOTAL	5	2	5	.286	0	0	0
NEW MEXICO ST.							
Joe McKeown (1987-88)	2	0	2	.000	0	0	0
TOTAL	2	0	2	.000	0	0	0
NEW ORLEANS							
Joey Favaloro (1987)	1	0	1	.000	0	0	0
TOTAL	1	0	1	.000	0	0	0
NORFOLK ST.							
James Sweat (2002)	1	0	1	.000	0	0	0
TOTAL	1	0	1	.000	0	0	0
NORTH CAROLINA							
Jennifer Alley (1983-84-85-86)	4	2	4	.333	0	0	0
Sylvia Hatchell (1987-92-93-94-95-97-98-99-2000-02-03-04-05)	13	25	12	.676	1	0	0
TOTAL	17	27	16	.628	1	0	0

	Tournament Record				Women's Final Four		
	Yrs.	Won	Lost	Pct.	CH	2nd	3rd
UNC GREENSBORO							
Lynne Agee (1998)	1	0	1	.000	0	0	0
TOTAL	1	0	1	.000	0	0	0
N.C. A&T							
Tim Abney (1994)	1	0	1	.000	0	0	0
TOTAL	1	0	1	.000	0	0	0
NORTH CAROLINA ST.							
Kay Yow (1982-83-84-85-86-87-89-90-91-95-96-97-98-99-2000-01-04-05)	18	17	18	.486	0	0	1
TOTAL	18	17	18	.486	0	0	1
NORTH TEXAS							
Judy Nelson (1986)	1	0	1	.000	0	0	0
TOTAL	1	0	1	.000	0	0	0
NORTHEASTERN							
Joy Malchodi (1999)	1	0	1	.000	0	0	0
TOTAL	1	0	1	.000	0	0	0
NORTHERN ILL.							
Jane Albright (1990-92-93-94)	4	2	4	.333	0	0	0
Liz Galloway-McQuitter (1995)	1	0	1	.000	0	0	0
TOTAL	5	2	5	.286	0	0	0
NORTHWESTERN							
Annette Lynch (1982)	1	0	1	.000	0	0	0
Don Perrelli (1987-90-91-93-97)	5	3	5	.375	0	0	0
TOTAL	6	3	6	.333	0	0	0
NORTHWESTERN ST.							
James Smith (1989-2004)	2	0	2	.000	0	0	0
TOTAL	2	0	2	.000	0	0	0
NOTRE DAME							
Muffet McGraw (1992-94-96-97-98-99-2000-01-02-03-04-05)	12	22	11	.667	1	0	1
TOTAL	12	22	11	.667	1	0	1
OAKLAND							
Beckie Francis (2002)	1	0	1	.000	0	0	0
TOTAL	1	0	1	.000	0	0	0
OHIO							
Amy Pritchard (1986)	1	0	1	.000	0	0	0
Marsha Reall (1995)	1	0	1	.000	0	0	0
TOTAL	2	0	2	.000	0	0	0
OHIO ST.							
Tara VanDerveer (1982-84-85)	3	2	3	.400	0	0	0
Nancy Darsch (1986-87-88-89-90-93-96)	7	11	7	.611	0	1	0
Beth Burns (1999)	1	0	1	.000	0	0	0
Jim Foster (2003-04-05)	3	4	3	.571	0	0	0
TOTAL	14	17	14	.548	0	1	0
OKLAHOMA							
Maura McHugh (1986)	1	1	1	.500	0	0	0
Burl Plunkett (1995)	1	1	1	.500	0	0	0
Sherri Coale (2000-01-02-03-04-05)	6	10	6	.625	0	1	0
TOTAL	8	12	8	.600	0	1	0
OKLAHOMA ST.							
Dick Halterman (1989-90-91-93-94-95-96)	7	4	7	.364	0	0	0
TOTAL	7	4	7	.364	0	0	0
OLD DOMINION							
Marianne Stanley (1982-83-84-85-87)	5	12	4	.750	1	0	1
Wendy Larry (1988-89-90-92-93-94-95-96-97-98-99-2000-01-02-03-04-05)	17	20	17	.541	0	1	0
TOTAL	22	32	21	.604	1	1	1
ORAL ROBERTS							
Jerry Finkbeiner (1999-2001-05)	3	0	3	.000	0	0	0
TOTAL	3	0	3	.000	0	0	0
OREGON							
Elwin Heiny (1982-84-87)	3	1	3	.250	0	0	0
Jody Runge (1994-95-96-97-98-99-2000-01)	8	3	8	.273	0	0	0
Bev Smith (2005)	1	1	1	.500	0	0	0
TOTAL	12	5	12	.294	0	0	0

	Tournament Record			Pct.	Women's Final Four		
	Yrs.	Won	Lost		CH	2nd	3rd
OREGON ST.							
Aki Hill (1983-84-94-95)	4	2	4	.333	0	0	0
Judy Spoelstra (1996)	1	0	1	.000	0	0	0
TOTAL	5	2	5	.286	0	0	0
PENN							
Kelly Greenberg (2001-04)	2	0	2	.000	0	0	0
TOTAL	2	0	2	.000	0	0	0
PENN ST.							
Rene Portland (1982-83-84-85-86-87-88-90-91-92-93-94-95-96-99-2000-01-02-03-04-05)	21	26	21	.553	0	0	1
TOTAL	21	26	21	.553	0	0	1
PEPPERDINE							
Mark Trakh (2000-02-03)	3	0	3	.000	0	0	0
TOTAL	3	0	3	.000	0	0	0
PORTLAND							
Jim Sollars (1994-95-96-97)	4	0	4	.000	0	0	0
TOTAL	4	0	4	.000	0	0	0
PROVIDENCE							
Bob Foley (1986-89-90-91-92)	5	2	5	.286	0	0	0
TOTAL	5	2	5	.286	0	0	0
PURDUE							
Lin Dunn (1989-90-91-92-94-95-96)	7	10	7	.588	0	0	1
Nell Fortner (1997)	1	1	1	.500	0	0	0
Carolyn Peck (1998-99)	2	9	1	.900	1	0	0
Kristy Curry (2000-01-02-03-04-05)	6	13	6	.684	0	1	0
TOTAL	16	33	15	.688	1	1	1
RADFORD							
Lubomyr Lichonczak (1994-95-96)	3	0	3	.000	0	0	0
TOTAL	3	0	3	.000	0	0	0
RHODE ISLAND							
Linda Zienke (1996)	1	0	1	.000	0	0	0
TOTAL	1	0	1	.000	0	0	0
RICE							
Cristy McKinney (2000-05)	2	1	2	.333	0	0	0
TOTAL	2	1	2	.333	0	0	0
RICHMOND							
Stephanie Gaitley (1990-91)	2	0	2	.000	0	0	0
Joanne Boyle (2005)	1	0	1	.000	0	0	0
TOTAL	3	0	3	.000	0	0	0
RUTGERS							
Theresa Grentz (1986-87-88-89-90-91-92-93-94)	9	8	9	.471	0	0	0
Vivian Stringer (1998-99-2000-01-03-04-05)	7	14	7	.667	0	0	1
TOTAL	16	22	16	.579	0	0	1
ST. FRANCIS (PA.)							
Jenny Przekwas (1996-97-98-99)	4	0	4	.000	0	0	0
Myndi Hill (2000-02-03)	3	0	3	.000	0	0	0
Jill Poe (2004-05)	2	0	2	.000	0	0	0
TOTAL	9	0	9	.000	0	0	0
ST. JOHN'S (N.Y.)							
Don Perrelli (1983-84)	2	0	2	.000	0	0	0
Joe Mullaney (1988)	1	1	1	.500	0	0	0
TOTAL	3	1	3	.250	0	0	0
ST. JOSEPH'S							
Jim Foster (1985-86-87-88-89-90)	6	3	6	.333	0	0	0
Stephanie Gaitley (1994-95-97-99-2000)	5	3	5	.375	0	0	0
TOTAL	11	6	11	.333	0	0	0
ST. MARY'S (CAL.)							
Kelly Graves (1999)	1	0	1	.000	0	0	0
Michelle Jacoby (2001)	1	1	1	.500	0	0	0
TOTAL	2	1	2	.333	0	0	0
ST. PETER'S							
Mike Granelli (1982-92-93-97-99-2000-02)	7	0	7	.000	0	0	0
TOTAL	7	0	7	.000	0	0	0

	Tournament Record			Pct.	Women's Final Four		
	Yrs.	Won	Lost		CH	2nd	3rd
SAN DIEGO							
Kathy Marpe (1993-2000)	2	0	2	.000	0	0	0
TOTAL	2	0	2	.000	0	0	0
SAN DIEGO ST.							
Earnest Riggins (1984-85)	2	2	2	.500	0	0	0
Beth Burns (1993-94-95-97)	4	1	4	.200	0	0	0
TOTAL	6	3	6	.333	0	0	0
SAN FRANCISCO							
*Mary Hile-Nepfel (1995-96-97)	3	2	3	.400	0	0	0
*Bill Nepfel (1995-96-97)	3	2	3	.400	0	0	0
TOTAL	3	2	3	.400	0	0	0
SANTA CLARA							
Caren Horstmeyer (1992-94-98-99)	4	1	4	.200	0	0	0
Chris Denker (2002)	1	0	1	.000	0	0	0
Michelle Bento-Jackson (2005)	1	0	1	.000	0	0	0
TOTAL	6	1	6	.143	0	0	0
SETON HALL							
Phyllis Mangina (1994-95)	2	3	2	.600	0	0	0
TOTAL	2	3	2	.600	0	0	0
SIENA							
Gina Castelli (2001)	1	0	1	.000	0	0	0
TOTAL	1	0	1	.000	0	0	0
SOUTH ALA.							
Charles Branum (1987)	1	0	1	.000	0	0	0
TOTAL	1	0	1	.000	0	0	0
SOUTH CAROLINA							
Terry Kelly (1982)	1	1	1	.500	0	0	0
Nancy Wilson (1986-88-89-90-91)	5	3	5	.375	0	0	0
Susan Walvius (2002-03)	2	4	2	.667	0	0	0
TOTAL	8	8	8	.500	0	0	0
SOUTH CAROLINA ST.							
Willie Simon (1983)	1	1	1	.500	0	0	0
TOTAL	1	1	1	.500	0	0	0
SOUTHERN CALIFORNIA							
Linda Sharp (1982-83-84-85-86-87-88)	7	19	5	.792	2	1	0
Marianne Stanley (1991-92-93)	3	4	3	.571	0	0	0
Cheryl Miller (1994-95)	2	3	2	.600	0	0	0
Fred Williams (1997)	1	1	1	.500	0	0	0
Mark Trakh (2005)	1	1	1	.500	0	0	0
TOTAL	14	28	12	.700	2	1	0
SOUTHERN ILL.							
Cindy Scott (1986-87-90-92)	4	2	4	.333	0	0	0
TOTAL	4	2	4	.333	0	0	0
SOUTHERN METHODIST							
Rhonda Rompola (1994-95-96-98-99-2000)	6	3	6	.333	0	0	0
TOTAL	6	3	6	.333	0	0	0
SOUTHERN MISS.							
Kay James (1985-87-89-90-92-94-95-96)	8	4	8	.333	0	0	0
TOTAL	8	4	8	.333	0	0	0
SOUTHERN U.							
Sandy Pugh (2002-04)	2	0	2	.000	0	0	0
TOTAL	2	0	2	.000	0	0	0
STANFORD							
Dotty McCrea (1982)	1	0	1	.000	0	0	0
Tara VanDerveer (1988-89-90-91-92-93-94-95-97-98-99-2000-01-02-03-04-05)	17	39	15	.722	2	0	3
*Marianne Stanley (1996)	1	4	1	.800	0	0	1
*Amy Tucker (1996)	1	4	1	.800	0	0	1
TOTAL	19	43	17	.717	2	0	4
STEPHEN F. AUSTIN							
Mary Ann Otwell (1982-83)	2	0	2	.000	0	0	0
Gary Blair (1988-89-90-91-92-93)	6	6	6	.500	0	0	0
Joe Curl (1994)	1	0	1	.000	0	0	0
Royce Chadwick (1995-96-97-98-99-2000-01)	7	4	7	.364	0	0	0
Lee Ann Riley (2002)	1	0	1	.000	0	0	0
TOTAL	17	10	17	.370	0	0	0

	Tournament Record				Women's Final Four				Tournament Record				Women's Final Four		
	Yrs.	Won	Lost	Pct.	CH	2nd	3rd		Yrs.	Won	Lost	Pct.	CH	2nd	3rd
STETSON															
Dee Romine (2005)	1	0	1	.000	0	0	0								
TOTAL	1	0	1	.000	0	0	0								
SYRACUSE															
Barbara Jacobs (1985-88)	2	0	2	.000	0	0	0								
Marianna Freeman (2002)	1	0	1	.000	0	0	0								
TOTAL	3	0	3	.000	0	0	0								
TEMPLE															
Linda MacDonald (1989)	1	1	1	.500	0	0	0								
Dawn Staley (2002-04-05)	3	1	3	.250	0	0	0								
TOTAL	4	2	4	.333	0	0	0								
TENNESSEE															
Pat Summitt (1982-83-84-85-86-87-88-89-90-91-92-93-94-95-96-97-98-99-2000-01-02-03-04-05)	24	89	18	.832	6	5	5								
TOTAL	24	89	18	.832	6	5	5								
TENNESSEE ST.															
Teresa Lawrence-Phillips (1994-95)	2	0	2	.000	0	0	0								
TOTAL	2	0	2	.000	0	0	0								
TENNESSEE TECH															
Marynell Meadors (1982-85)	2	0	2	.000	0	0	0								
Bill Worrell (1987-89-90-91-92-93-99-2000)	8	3	8	.273	0	0	0								
TOTAL	10	3	10	.231	0	0	0								
TEXAS															
Jody Conradt (1983-84-85-86-87-88-89-90-91-92-93-94-96-97-99-2000-01-02-03-04-05)	21	31	20	.608	1	0	2								
TOTAL	21	31	20	.608	1	0	2								
TEXAS-ARLINGTON															
Donna Capps (2005)	1	0	1	.000	0	0	0								
TOTAL	1	0	1	.000	0	0	0								
TEXAS A&M															
Lynn Hickey (1994)	1	2	1	.667	0	0	0								
Candi Harvey (1996)	1	0	1	.000	0	0	0								
TOTAL	2	2	2	.500	0	0	0								
TCU															
Jeff Mittie (2001-02-03-04-05)	5	4	5	.444	0	0	0								
TOTAL	5	4	5	.444	0	0	0								
TEXAS ST.															
Linda Sharp (1997)	1	0	1	.000	0	0	0								
Suzanne Fox (2003)	1	0	1	.000	0	0	0								
TOTAL	2	0	2	.000	0	0	0								
TEXAS TECH															
Marsha Sharp (1984-86-90-91-92-93-94-95-96-97-98-99-2000-01-02-03-04-05)	18	30	17	.638	1	0	0								
TOTAL	18	30	17	.638	1	0	0								
TOLEDO															
Bill Fennelly (1991-92-95)	3	2	3	.400	0	0	0								
Mark Ehlen (1996-97-99-2001)	4	1	4	.250	0	0	0								
TOTAL	7	3	7	.300	0	0	0								
TROY															
Jerry Hester (1997)	1	0	1	.000	0	0	0								
TOTAL	1	0	1	.000	0	0	0								
TULANE															
Lisa Stockton (1995-96-97-98-99-2000-01-02-03)	9	3	9	.250	0	0	0								
TOTAL	9	3	9	.250	0	0	0								
UTAH															
Fern Gardner (1983)	1	0	1	.000	0	0	0								
Elaine Elliott (1986-89-90-91-95-96-97-98-2000-01-03-05)	12	5	12	.294	0	0	0								
TOTAL	13	5	13	.278	0	0	0								
VALPARAISO															
Keith Freeman (2003-04)	2	0	2	.000	0	0	0								
TOTAL	2	0	2	.000	0	0	0								
VANDERBILT															
Phil Lee (1986-87-89-90)	4	2	4	.333	0	0	0								
Ada Gee (1991)	1	2	1	.667	0	0	0								
Jim Foster (1992-93-94-95-96-97-98-2000-01-02)	10	21	10	.677	0	0	1								
Melanie Balcomb (2003-04-05)	3	5	3	.625	0	0	0								
TOTAL	18	30	18	.625	0	0	1								
VERMONT															
Cathy Inglese (1992-93)	2	0	2	.000	0	0	0								
Pam Borton (1994)	1	0	1	.000	0	0	0								
Keith Cieplicki (2000)	1	0	1	.000	0	0	0								
TOTAL	4	0	4	.000	0	0	0								
VILLANOVA															
Harry Perretta (1986-87-88-89-2001-02-03-04)	8	7	8	.467	0	0	0								
TOTAL	8	7	8	.467	0	0	0								
VIRGINIA															
Debbie Ryan (1984-85-86-87-88-89-90-91-92-93-94-95-96-97-98-99-2000-01-02-03-05)	21	31	21	.596	0	1	2								
TOTAL	21	31	21	.596	0	1	2								
VIRGINIA TECH															
Carol Alfano (1994-95)	2	1	2	.333	0	0	0								
Bonnie Henrickson (1998-99-2001-03-04)	5	6	5	.545	0	0	0								
Beth Dunkenberger (2005)	1	0	1	.000	0	0	0								
TOTAL	8	7	8	.467	0	0	0								
WAKE FOREST															
Joe Sanchez (1988)	1	1	1	.500	0	0	0								
TOTAL	1	1	1	.500	0	0	0								
WASHINGTON															
Joyce Sake (1985)	1	0	1	.000	0	0	0								
Chris Gobrecht (1986-87-88-89-90-91-93-94-95)	9	11	9	.550	0	0	0								
June Daugherty (1997-98-2001-03)	4	3	4	.429	0	0	0								
TOTAL	14	14	14	.500	0	0	0								
WASHINGTON ST.															
Harold Rhodes (1991)	1	0	1	.000	0	0	0								
TOTAL	1	0	1	.000	0	0	0								
WEBER ST.															
Carla Taylor (2002-03)	2	0	2	.000	0	0	0								
TOTAL	2	0	2	.000	0	0	0								
WEST VIRGINIA															
*Kittie Blakemore (1989-92)	2	2	2	.500	0	0	0								
*Scott Harrelson (1989-92)	2	2	2	.500	0	0	0								
Mike Carey (2004)	1	0	1	.000	0	0	0								
TOTAL	3	2	3	.400	0	0	0								
WESTERN CARO.															
Kellie Harper (2005)	1	0	1	.000	0	0	0								
TOTAL	1	0	1	.000	0	0	0								
WESTERN ILL.															
Regina Miller (1995)	1	0	1	.000	0	0	0								
TOTAL	1	0	1	.000	0	0	0								
WESTERN KY.															
Paul Sanderford (1985-86-87-88-89-90-91-92-93-94-95-97)	12	15	12	.556	0	1	2								
Steve Small (1998-2000)	2	2	2	.500	0	0	0								
Mary Taylor Cowles (2003)	1	0	1	.000	0	0	0								
TOTAL	15	17	15	.531	0	0	0								
WESTERN MICH.															
Jim Hess (1985)	1	0	1	.000	0	0	0								
Ron Stewart (2003)	1	0	1	.000	0	0	0								
TOTAL	2	0	2	.000	0	0	0								
WISCONSIN															
Mary Murphy (1992)	1	0	1	.000	0	0	0								
Jane Albright (1995-96-98-2001-02)	5	2	5	.286	0	0	0								
TOTAL	6	2	6	.250	0	0	0				</				

WIS.-MILWAUKEE

Sarah Botham (2001)

TOTAL

XAVIER

Mark Ehlen (1993)

Melanie Balcomb (1999-2000-01)

Kevin McGuff (2003)

TOTAL

	Tournament Record			Women's Final Four			
	Yrs.	Won	Lost	Pct.	CH	2nd	3rd
Sarah Botham (2001)	1	0	1	.000	0	0	0
TOTAL	1	0	1	.000	0	0	0
Mark Ehlen (1993)	1	0	1	.000	0	0	0
Melanie Balcomb (1999-2000-01)	3	4	3	.571	0	0	0
Kevin McGuff (2003)	1	0	1	.000	0	0	0
TOTAL	5	4	5	.444	0	0	0

YOUNGSTOWN ST.

Ed DiGregorio (1996-98-2000)

TOTAL

*Co-Head Coach (see page 86 for records)

3	1	3	.250	0	0	0
3	1	3	.250	0	0	0



Attendance and Sites

Attendance History.....	96
Attendance Records.....	96
All-Time Site and Arena History.....	97
Tournament Game Sites By State	98
Future Dates and Sites	106



Attendance History

(1982-2005)

YEAR	FIRST/SECOND ROUND			REGIONALS			FINALS			TOTALS		
	SESSIONS	TOTAL *ATTEND.	AVG. SESSION	SESSIONS	TOTAL *ATTEND.	AVG. SESSION	SESSIONS	TOTAL *ATTEND.	AVG. SESSION	SESSIONS	TOTAL *ATTEND.	AVG. SESSION
1982	16	32,737	2,046	8	18,656	2,332	2	15,531	7,766	26	66,924	2,574
1983	20	32,876	1,644	8	24,558	3,070	2	16,253	8,127	30	73,687	2,456
1984	15	36,678	2,445	8	36,943	4,618	2	11,537	5,769	25	85,158	3,406
1985	16	44,517	2,782	8	39,042	4,880	2	15,245	7,623	26	98,804	3,800
1986	24	50,780	2,116	8	30,486	3,811	2	15,556	7,778	34	96,822	2,848
1987	24	61,740	2,573	8	28,942	3,618	2	31,230	15,615	34	121,912	3,586
1988	24	82,068	3,420	8	34,507	4,313	2	17,167	8,584	34	133,742	3,934
1989	32	101,848	3,183	8	46,949	5,869	2	18,788	9,394	42	167,585	3,990
1990	32	102,621	3,207	8	49,408	6,176	2	39,490	19,745	42	191,519	4,560
1991	32	109,553	3,424	8	28,590	3,574	2	15,796	7,898	42	153,939	3,665
1992	32	131,097	4,097	8	42,074	5,259	2	24,493	12,247	42	197,664	4,706
1993	32	135,198	4,225	8	63,887	7,986	2	32,282	16,141	42	231,367	5,509
1994	48	212,812	4,434	8	43,750	5,469	2	23,932	11,966	58	280,494	4,836
1995	32	152,968	4,780	8	59,490	7,436	2	36,076	18,038	42	248,534	5,917
1996	32	173,284	5,415	8	54,510	6,814	2	46,582	23,291	42	274,376	6,533
1997	32	158,476	4,952	8	34,019	4,252	2	33,428	16,714	42	225,923	5,379
1998	32	177,423	5,544	8	72,053	9,007	2	35,952	17,976	42	285,428	6,796
1999	32	199,866	6,246	8	65,155	8,144	2	35,506	17,753	42	300,527	7,155
2000	32	199,793	6,244	8	49,534	6,192	2	40,120	20,060	42	269,387	6,414
2001	32	208,801	6,525	8	70,159	8,770	2	41,102	20,551	42	320,062	7,621
2002	32	212,175	6,655	8	55,354	6,919	2	59,238	29,619	42	326,767	7,778
2003	32	204,213	6,382	8	73,954	9,244	2	56,420	28,210	42	334,587	7,966
2004	32	214,290	6,697	8	67,954	8,494	2	36,422	18,211	42	318,666	7,587
2005	24	135,591	5,650	8	39,601	4,950	2	57,874	28,937	34	233,066	6,855
TOTALS	691	3,171,405	4,590	192	1,129,575	5,883	48	756,020	15,750	931	5,036,940	5,410

* Figures taken from official box scores

Attendance Records

Photo by Jamie Schwaberow/NCAA Photos



This contingent of Baylor fans were among 28,937 spectators that watched the Bears defeat Michigan State, 84-62, in the 2005 championship game. The crowd was the second-largest to attend a title tilt.

TOURNAMENT

- 29,619 - National semifinals at Alamodome, San Antonio, 3-29-02
- 29,619 - National championship at Alamodome, San Antonio, 3-31-02
- 28,937 - National semifinals at RCA Dome, Indianapolis, 4-3-05

- 28,937 - National championship at RCA Dome, Indianapolis, 4-5-05
- 28,210 - National semifinals at Georgia Dome, Atlanta, 4-6-03
- 28,210 - National championship at Georgia Dome, Atlanta, 4-8-03
- 23,291 - National semifinals at Charlotte Coliseum, Charlotte, NC, 3-29-96
- 23,291 - National championship at Charlotte Coliseum, Charlotte, NC, 3-31-96
- 20,551 - National semifinals at Savvis Center, St. Louis, 3-31-01
- 20,551 - National championship at Savvis Center, St. Louis, 4-1-01
- 20,060 - National semifinals at First Union Center, Philadelphia, 3-31-00
- 20,060 - National championship at First Union Center, Philadelphia, 4-2-00
- 20,023 - National championship at Thompson-Boling Arena, Knoxville, TN, 4-1-90
- 19,467 - National semifinals at Thompson-Boling Arena, Knoxville, TN, 3-30-90
- 18,038 - National semifinals at Target Center, Minneapolis, 4-1-95
- 18,038 - National championship at Target Center, Minneapolis, 4-2-95
- 17,976 - National semifinals at Kemper Arena, Kansas City, MO, 3-27-98
- 17,976 - National championship at Kemper Arena, Kansas City, MO, 3-29-98
- 17,773 - National semifinals at San Jose Arena, San Jose, CA, 3-26-99
- 17,773 - National championship at San Jose Arena, San Jose, CA, 3-28-99

NATIONAL CHAMPIONSHIP

- 29,619 - at Alamodome, San Antonio, 3-31-02
- 28,937 - at RCA Dome, Indianapolis, 4-5-05
- 28,210 - at Georgia Dome, Atlanta, 4-8-03
- 23,291 - at Charlotte Coliseum, Charlotte, NC, 3-31-96
- 20,551 - at Savvis Center, St. Louis, 4-1-01

NATIONAL SEMIFINALS

- 29,619 - at Alamodome, San Antonio, 3-29-02
- 28,937 - at RCA Dome, Indianapolis, 4-3-05
- 28,210 - at Georgia Dome, Atlanta, 4-6-03
- 23,291 - at Charlotte Coliseum, Charlotte, NC, 3-29-96
- 20,551 - at Savvis Center, St. Louis, 3-31-01

REGIONALS, SINGLE-SESSION

- 16,182 - Midwest semifinals at University Arena/The Pit, Albuquerque, NM, 3-29-03
- 14,855 - East final at Hartford Civic Center, Hartford, CT, 3-29-04
- 14,848 - Mideast final at Memorial Gym, Nashville, TN, 3-23-98
- 14,711 - Mideast semifinals at Memorial Gym, Nashville, TN, 3-21-98
- 14,253 - East semifinals at Hartford Civic Center, Hartford, CT, 3-27-04
- 13,466 - Mideast final at Thompson-Boling Arena, Knoxville, TN, 3-25-95
- 13,204 - East semifinals at Greensboro Coliseum, Greensboro, NC, 3-20-99
- 12,874 - West final at Frank Erwin Special Events Center, Austin, TX, 3-25-89
- 12,413 - Midwest final at University Arena/The Pit, Albuquerque, NM, 3-31-03
- 12,390 - Midwest final at Frank Erwin Center, Austin, TX, 3-24-90
- 12,343 - Mideast final at Carver-Hawkeye Arena, Iowa City, IA, 3-27-93
- 12,288 - Midwest final at Frank Erwin Center, Austin, TX, 3-26-88
- 12,235 - East final at Greensboro Coliseum, Greensboro, NC, 3-22-99
- 11,144 - West final at Spokane Arena, Spokane, WA, 3-26-01
- 10,948 - West semifinals at Spokane Arena, Spokane, WA, 3-24-01
- 10,629 - Mideast semifinals at Thompson-Boling Arena, Knoxville, TN, 3-23-95
- 10,559 - Midwest semifinals at Pepsi Arena, Denver, 3-24-01

10,507 - Mideast semifinals at Thompson-Boling Arena, Knoxville, TN, 3-29-03
 10,217 - Mideast final at Thompson-Boling Arena, Knoxville, TN, 3-31-03
 10,064 - Midwest final at Frank Erwin Center, Austin, TX, 3-22-86

REGIONALS, BOTH SESSIONS

29,559 - Mideast at Memorial Gym, Nashville, TN, 3-21 & 23-98
 29,108 - East at Hartford Civic Center, Hartford, CT, 3-27 & 29-04
 28,595 - Midwest at University Arena/The Pit, Albuquerque, NM, 3-29 & 31-03
 25,439 - East at Greensboro Coliseum, Greensboro, NC, 3-20 & 22-99
 24,095 - Mideast at Thompson-Boling Arena, Knoxville, TN, 3-23 & 25-95
 22,575 - West at Frank Erwin Special Events Center, Austin, TX, 3-23 & 25-89
 22,092 - West at Spokane Arena, Spokane, WA, 3-24 & 26-01
 20,724 - Mideast at Thompson-Boling Arena, Knoxville, TN, 3-29 & 31-03
 20,719 - Mideast at Carver-Hawkeye Arena, Iowa City, IA, 3-25 & 27-95
 20,362 - Midwest at Frank Erwin Center, Austin, TX, 3-24 & 26-88

FIRST/SECOND ROUNDS

16,214 - at University Arena/The Pit, Albuquerque, NM, Midwest 2nd, 3-24-03
 16,151 - at University Arena/The Pit, Albuquerque, NM, Midwest 1st, 3-22-03
 16,029 - at University Arena/The Pit, Albuquerque, NM, Midwest 1st, 3-20-04
 15,544 - at University Arena/The Pit, Albuquerque, NM, Midwest 2nd, 3-22-04
 13,617 - at James H. Hilton Coliseum, Ames, IA, Midwest 1st, 3-17-00
 13,478 - at James H. Hilton Coliseum, Ames, IA, Midwest 2nd, 3-19-00

13,425 - at Williams Arena, Minneapolis, Mideast 2nd, 3-23-04
 13,188 - at Thompson-Boling Arena, Knoxville, TN, 2nd, 3-22-05
 12,577 - at Thompson-Boling Arena, Knoxville, TN, Mideast 1st, 3-14-98
 12,357 - at Williams Arena, Minneapolis, Mideast 1st, 3-21-04
 12,337 - at James H. Hilton Coliseum, Ames, IA, Mideast 1st, 3-12-99
 12,161 - at United Spirit Arena, Lubbock, TX, Mideast 2nd, 3-18-01
 12,000 - at St. John's Arena, Columbus, OH, East 2nd, 3-21-93
 11,895 - at United Spirit Arena, Lubbock, TX, Mideast 1st, 3-18-00
 11,786 - at Bramlage Coliseum, Manhattan, KS, Mideast 2nd, 3-17-02
 11,756 - at James H. Hilton Coliseum, Ames, IA, Midwest 2nd, 3-18-01
 11,719 - at James H. Hilton Coliseum, Ames, IA, Mideast 2nd, 3-14-99
 11,631 - at United Spirit Arena, Lubbock, TX, Mideast 2nd, 3-20-00
 11,534 - at Bramlage Coliseum, Manhattan, KS, East 2nd, 3-25-03
 11,462 - at James H. Hilton Coliseum, Ames, IA, Midwest 1st, 3-16-01

FIRST ROUND, SINGLE SESSION

16,151 - at University Arena/The Pit, Albuquerque, NM, Midwest, 3-22-03
 16,029 - at University Arena/The Pit, Albuquerque, NM, Midwest, 3-20-04
 13,617 - at James H. Hilton Coliseum, Ames, IA, Midwest, 3-17-00
 12,577 - at Thompson-Boling Arena, Knoxville, TN, Mideast, 3-14-98
 12,357 - at Williams Arena, Minneapolis, Mideast, 3-21-04

12,337 - at James H. Hilton Coliseum, Ames, IA, Mideast, 3-12-99
 11,895 - at United Spirit Arena, Lubbock, TX, Mideast, 3-18-00
 11,462 - at James H. Hilton Coliseum, Ames, IA, Midwest, 3-16-01
 11,312 - at Williams Arena, Minneapolis, 2nd session, 3-19-05
 11,200 - at Lloyd Noble Center, Norman, OK, West, 3-16-02

FIRST ROUND, BOTH SESSIONS

19,676 - at Thompson-Boling Arena, Knoxville, TN, 3-20-05
 18,722 - at Williams Arena, Minneapolis, 3-19-05
 12,405 - at Harry A. Gampel Pavilion, Storrs, CT, 3-20-05
 11,254 - at Reunion Arena, Dallas, 3-19-05
 8,250 - at Comcast Center, College Park, MD, 3-20-05

SECOND ROUND

16,214 - at University Arena/The Pit, Albuquerque, NM, Midwest, 3-24-03
 15,544 - at University Arena/The Pit, Albuquerque, NM, Midwest, 3-22-04
 13,478 - at James H. Hilton Coliseum, Ames, IA, Midwest, 3-19-00
 13,425 - at Williams Arena, Minneapolis, Mideast, 3-23-04
 13,188 - at Thompson-Boling Arena, Knoxville, TN, 3-22-05
 12,161 - at United Spirit Arena, Lubbock, TX, Mideast, 3-18-01
 12,000 - at St. John's Arena, Columbus, OH, East, 3-21-93
 11,786 - at Bramlage Coliseum, Manhattan, KS, Mideast, 3-17-02
 11,756 - at James H. Hilton Coliseum, Ames, IA, Midwest, 3-18-01
 11,719 - at James H. Hilton Coliseum, Ames, IA, Mideast, 3-14-99

All-Time Site and Arena History

TOURNAMENT GAMES BY ARENA

54 - Thompson-Boling Arena, Knoxville, TN, 1988-2005
 45 - Thomas Assembly Center, Ruston, LA, 1983-2003
 44 - Frank Erwin Center, Austin, TX, 1983-2004
 43 - Harry A. Gampel Pavilion, Storrs, CT, 1990-2005
 38 - Maples Pavilion, Stanford, CA, 1982-2003
 35 - ODU Field House, Norfolk, VA, 1982-2000

REGIONAL GAMES BY ARENA

18 - Frank Erwin Center, Austin, TX, 1986-88-89-90-91-94
 12 - Pauley Pavilion, Los Angeles, 1983-85-87-95
 12 - ODU Field House, Norfolk, VA, 1984-85-88-90
 12 - Carver-Hawkeye Arena, Iowa City, IA, 1986-90-93-97
 12 - Maples Pavilion, Stanford, CA, 1982-90-94-2003

WOMEN'S FINAL FOUR GAMES BY ARENA

6 - The Scope, Norfolk, VA, 1982-83
 6 - Frank Erwin Center, Austin, TX, 1985-87
 6 - Tacoma Dome, Tacoma, WA, 1987-88

TOURNAMENT GAMES BY CITY

69 - Knoxville, TN, 1982-2005
 49 - Ruston, LA, 1982-2003
 47 - Norfolk, VA, 1982-2004
 44 - Austin, TX, 1983-2004
 44 - Storrs, CT, 1990-2005
 41 - Los Angeles, 1982-99

REGIONAL GAMES BY CITY

18 - Austin, TX, 1986-88-89-90-91-94
 18 - Los Angeles, 1983-84-85-87-95-99
 18 - Knoxville, TN, 1982-84-87-91-95-2003
 15 - Norfolk, VA, 1984-85-88-90-2004
 12 - Iowa City, IA, 1986-90-93-97
 12 - Ruston, LA, 1982-83-84-89

WOMEN'S FINAL FOUR GAMES BY CITY

6 - Norfolk, VA, 1982-83
 6 - Austin, TX, 1985-87
 6 - Tacoma, WA, 1987-88
 6 - Los Angeles, 1984-92

6 - Atlanta, 1993-2003
 6 - New Orleans, 1991-2004

TOURNAMENT GAMES BY STATE

121 - California, 1982-2005
 104 - Tennessee, 1982-2005
 102 - Virginia, 1982-2004
 101 - Texas, 1983-2005
 82 - North Carolina, 1982-2005

REGIONAL GAMES BY STATE

39 - California, 1982-2003
 27 - Texas, 1985-96
 27 - Virginia, 1984-2004
 27 - Tennessee, 1982-2005
 18 - Louisiana, 1985-91

WOMEN'S FINAL FOUR GAMES BY STATE

9 - California (Los Angeles, 1984-92; San Jose, 1999)
 9 - Virginia (Norfolk, 1982-83; Richmond, 1994)
 9 - Texas (Austin, 1985-87; San Antonio, 2002)

Tournament Game Sites By State

Number of games is indicated by (G), number of sessions by (S), opening round by (OR), first round by (1st), second round by (2d), regional by (Rgnl), East region by (E), Midwest region by (ME), West region by (W) and non-campus arena by (#).

ALABAMA

G	S	Yr.	Round	City	Facility
1	1	1983	MW 1st	Auburn	Memorial Coliseum
1	1	1985	MW 1st	Auburn	Memorial Coliseum
1	1	1986	MW 2d	Auburn	Memorial Coliseum
1	1	1987	ME 2d	Auburn	Memorial Coliseum
1	1	1988	ME 2d	Auburn	Joel H. Eaves Memorial Coliseum (name change)
1	1	1989	ME 2d	Auburn	Joel H. Eaves Memorial Coliseum
3	2	1989	ME Rgnl	Auburn	Joel H. Eaves Memorial Coliseum
1	1	1990	ME 2d	Auburn	Joel H. Eaves Memorial Coliseum
1	1	1991	ME 2d	Auburn	Joel H. Eaves Memorial Coliseum
1	1	1993	ME 2d	Auburn	Joel H. Eaves Memorial Coliseum (now named Beard-Eaves-Memorial Coliseum)
3	2	2001	ME Rgnl	Birmingham	#Birmingham-Jefferson Convention Complex Arena
1	1	1992	ME 1st	Tuscaloosa	Coleman Coliseum
1	1	1993	ME 1st	Tuscaloosa	Coleman Coliseum
3	2	1995	E 1st-2d	Tuscaloosa	Coleman Coliseum
3	2	1996	W 1st-2d	Tuscaloosa	Coleman Coliseum
3	2	1997	E 1st-2d	Tuscaloosa	Coleman Coliseum
3	2	1998	MW 1st-2d	Tuscaloosa	Coleman Coliseum

ARKANSAS

G	S	Yr.	Round	City	Facility
1	1	1990	W 1st	Fayetteville	Barnhill Arena
1	1	1991	MW 2d	Fayetteville	Barnhill Arena
3	2	1994	ME Rgnl	Fayetteville	Bud Walton Arena

ARIZONA

G	S	Yr.	Round	City	Facility
1	1	1982	MW 1st	Tempe	University Activity Center
1	1	1983	W 1st	Tempe	University Activity Center
3	2	2004	MW 1st-2d	Tempe	Wells Fargo Arena (name change)
3	2	2005	Rgnl	Tempe	Wells Fargo Arena
3	2	1998	E 1st-2d	Tucson	McKale Center

CALIFORNIA

G	S	Yr.	Round	City	Facility
1	1	1992	W 1st	Berkeley	Harmon Gym
1	1	1988	W 2d	Carson	Torodome
6	3	2005	1st-2d	Fresno	Save Mart Center
1	1	1991	W 1st	Fullerton	Titan Gym
1	1	1982	W 1st	Long Beach	University Gym
1	1	1983	W 1st	Long Beach	University Gym
1	1	1985	W 1st	Long Beach	University Gym
3	2	1988	W Rgnl	Long Beach	University Gym
1	1	1986	W 2d	Long Beach	University Gym
1	1	1987	W 2d	Long Beach	University Gym
1	1	1988	W 2d	Long Beach	University Gym
1	1	1989	E 2d	Long Beach	University Gym
1	1	1990	W 1st	Long Beach	University Gym
1	1	1991	W 2d	Long Beach	University Gym
3	2	1986	W Rgnl	Long Beach	#Long Beach Arena
1	1	1982	ME 1st	Los Angeles	Los Angeles Memorial Sports Arena
1	1	1983	W 1st	Los Angeles	Los Angeles Memorial Sports Arena
2	1	1984	W 1st	Los Angeles	Los Angeles Memorial Sports Arena
3	2	1984	W Rgnl	Los Angeles	Los Angeles Memorial Sports Arena
1	1	1985	W 1st	Los Angeles	Los Angeles Memorial Sports Arena
1	1	1986	W 2d	Los Angeles	Los Angeles Memorial Sports Arena
1	1	1987	W 2d	Los Angeles	Los Angeles Memorial Sports Arena
1	1	1992	MW 2d	Los Angeles	Los Angeles Memorial Sports Arena
3	2	1992	Final Four	Los Angeles	Los Angeles Memorial Sports Arena
1	1	1993	W 2d	Los Angeles	Los Angeles Memorial Sports Arena
3	2	1994	ME 1st-2d	Los Angeles	Los Angeles Memorial Sports Arena
3	2	1999	W Rgnl	Los Angeles	Los Angeles Memorial Sports Arena
1	1	1991	W 1st	Los Angeles	Lyon Center
3	2	1983	W Rgnl	Los Angeles	Pauley Pavilion
3	2	1984	Final Four	Los Angeles	Pauley Pavilion
3	2	1985	W Rgnl	Los Angeles	Pauley Pavilion
3	2	1987	W Rgnl	Los Angeles	Pauley Pavilion
1	1	1992	MW 1st	Los Angeles	Pauley Pavilion
3	2	1995	W Rgnl	Los Angeles	Pauley Pavilion
3	2	1999	W 1st-2d	Los Angeles	Pauley Pavilion
3	2	1998	W Rgnl	Oakland	#New Arena
1	1	1992	W 1st	Santa Barbara	UCSB Events Center
1	1	1993	W 1st	Santa Barbara	UCSB Events Center
3	2	2000	W 1st-2d	Santa Barbara	The Thunderdome (name change)
3	2	2004	E 1st-2d	Santa Barbara	The Thunderdome
1	1	1984	W 1st	San Diego	Peterson Gym
3	2	1995	W 1st-2d	San Diego	Peterson Gym
3	2	1999	Final Four	San Jose	#San Jose Arena

G	S	Yr.	Round	City	Facility
3	2	1982	W Rgnl	Stanford	Maples Pavilion
1	1	1989	MW 2d	Stanford	Maples Pavilion
1	1	1990	W 2d	Stanford	Maples Pavilion
3	2	1990	W Rgnl	Stanford	Maples Pavilion
1	1	1991	W 2d	Stanford	Maples Pavilion
1	1	1992	MW 2d	Stanford	Maples Pavilion
1	1	1993	W 2d	Stanford	Maples Pavilion
3	2	1994	W 1st-2d	Stanford	Maples Pavilion
3	2	1994	W Rgnl	Stanford	Maples Pavilion
3	2	1995	W 1st-2d	Stanford	Maples Pavilion
3	2	1996	W 1st-2d	Stanford	Maples Pavilion
3	2	1997	W 1st-2d	Stanford	Maples Pavilion
3	2	1998	W 1st-2d	Stanford	Maples Pavilion
3	2	2002	W 1st-2d	Stanford	Maples Pavilion
3	2	2003	W 1st-2d	Stanford	Maples Pavilion
3	2	2003	W Rgnl	Stanford	Maples Pavilion

COLORADO

G	S	Yr.	Round	City	Facility
1	1	1989	W 2d	Boulder	CU Events Center
1	1	1992	MW 1st	Boulder	Coors Events Center (name change)
3	2	1992	MW Rgnl	Boulder	Coors Events Center
1	1	1993	W 2d	Boulder	Coors Events Center
3	2	1994	W 1st-2d	Boulder	Coors Events Center
3	2	1995	MW 1st-2d	Boulder	Coors Events Center
3	2	1996	W 1st-2d	Boulder	Coors Events Center
3	2	1997	MW 1st-2d	Boulder	Coors Events Center
3	2	2002	W 1st-2d	Boulder	Coors Events Center
3	2	2003	ME 1st-2d	Boulder	Coors Events Center
3	2	2001	MW Rgnl	Denver	#Pepsi Arena
3	2	1999	W 1st-2d	Fort Collins	Moby Arena

CONNECTICUT

G	S	Yr.	Round	City	Facility
3	2	2004	E 1st-2d	Bridgeport	Bridgeport Arena at Harbor Yard
3	2	2004	E Rgnl	Hartford	#Hartford Civic Center
1	1	1989	E 1st	Storrs	Storrs Field House
1	1	1990	E 2d	Storrs	Harry A. Gampel Pavilion
1	1	1991	E 2d	Storrs	Harry A. Gampel Pavilion
1	1	1992	E 1st	Storrs	Harry A. Gampel Pavilion
1	1	1993	ME 1st	Storrs	Harry A. Gampel Pavilion
3	2	1994	E 1st-2d	Storrs	Harry A. Gampel Pavilion
3	2	1995	E 1st-2d	Storrs	Harry A. Gampel Pavilion
3	2	1995	E Rgnl	Storrs	Harry A. Gampel Pavilion
3	2	1996	ME 1st-2d	Storrs	Harry A. Gampel Pavilion
3	2	1997	MW 1st-2d	Storrs	Harry A. Gampel Pavilion
3	2	1998	E 1st-2d	Storrs	Harry A. Gampel Pavilion
3	2	1999	ME 1st-2d	Storrs	Harry A. Gampel Pavilion
3	2	2000	E 1st-2d	Storrs	Harry A. Gampel Pavilion
3	2	2001	E 1st-2d	Storrs	Harry A. Gampel Pavilion
3	2	2002	ME 1st-2d	Storrs	Harry A. Gampel Pavilion
3	2	2003	E 1st-2d	Storrs	Harry A. Gampel Pavilion
6	3	2005	1st-2d	Storrs	Harry A. Gampel Pavilion

DISTRICT OF COLUMBIA

G	S	Yr.	Round	City	Facility
1	1	1992	E 1st	Washington	Charles E. Smith Center
3	2	1995	MW 1st-2d	Washington	Charles E. Smith Center
3	2	1997	E 1st-2d	Washington	Charles E. Smith Center
1	1	1993	E 1st	Washington	McDonough Arena

FLORIDA

G	S	Yr.	Round	City	Facility
1	1	1992	E 2d	Coral Gables	Knight Sports Complex
1	1	1993	E 1st	Coral Gables	Knight Sports Complex
3	2	1994	W 1st-2d	Gainesville	Stephen C. O'Connell Center
3	2	1997	ME 1st-2d	Gainesville	Stephen C. O'Connell Center
3	2	1998	W 1st-2d	Gainesville	Stephen C. O'Connell Center
3	2	2001	W 1st-2d	Gainesville	Stephen C. O'Connell Center
1	1	1990	E 1st	Tallahassee	Tully Gymnasium
1	1	1991	ME 1st	Tallahassee	Tully Gymnasium
3	2	2004	MW 1st-2d	Tallahassee	Tallahassee Leon County Civic Center

GEORGIA

G	S	Yr.	Round	City	Facility
1	1	1983	ME 1st	Athens	Georgia Coliseum
1	1	1984	ME 1st	Athens	Georgia Coliseum
1	1	1985	W 1st	Athens	Georgia Coliseum
1	1	1986	ME 2d	Athens	Georgia Coliseum
1	1	1987	MW 2d	Athens	Georgia Coliseum
1	1	1988	ME 2d	Athens	Georgia Coliseum
3	2	1988	ME Rgnl	Athens	Georgia Coliseum
1	1	1989	ME 1st	Athens	Georgia Coliseum
1	1	1990	W 2d	Athens	Georgia Coliseum
1	1	1991	W 2d	Athens	Georgia Coliseum
1	1	1993	W 1st	Athens	Georgia Coliseum
3	2	1995	MW 1st-2d	Athens	Georgia Coliseum
3	2	1996	MW 1st-2d	Athens	Stegeman Coliseum (name change)
3	2	1997	W 1st-2d	Athens	Stegeman Coliseum
3	2	1999	ME 1st-2d	Athens	Stegeman Coliseum

G	S	Yr.	Round	City	Facility
3	2	2000	W 1st-2d	Athens	Stegeman Coliseum
3	2	2001	E 1st-2d	Athens	Stegeman Coliseum
3	2	2003	MW 1st-2d	Athens	Stegeman Coliseum
3	2	1993	Final Four	Atlanta	#The Omni
3	2	2003	Final Four	Atlanta	#Georgia Dome
IDAHO					
G	S	Yr.	Round	City	Facility
3	2	2002	W Rgnl	Boise	Boise State University Pavilion
ILLINOIS					
G	S	Yr.	Round	City	Facility
1	1	1987	ME 1st	Champaign	Assembly Hall
3	2	1998	ME 1st-2d	Champaign	Assembly Hall
3	2	1997	MW 1st-2d	Champaign	Huff Hall
1	1	1988	W 1st	Charleston	Lantz Gym
1	1	1990	ME 1st	Chicago	Alumni Hall
1	1	1992	MW 1st	Chicago	Alumni Hall
1	1	1990	MW 1st	DeKalb	Evans Field House
1	1	1992	ME 1st	DeKalb	Evans Field House
1	1	1987	MW 1st	Evanston	Welsh-Ryan Arena
1	1	1990	ME 2d	Evanston	Welsh-Ryan Arena
1	1	1991	MW 1st	Evanston	Welsh-Ryan Arena
1	1	1993	ME 1st	Evanston	Welsh-Ryan Arena
1	1	1989	MW 1st	Normal	Redbird Arena
3	2	1999	MW Rgnl	Normal	Redbird Arena
3	2	1996	ME Rgnl	Rosemont	#Rosemont Horizon
INDIANA					
G	S	Yr.	Round	City	Facility
3	2	2005	Final Four	Indianapolis	#RCA Dome
3	2	1983	ME Rgnl	South Bend	Athletic & Convocation Center
1	1	1994	E 1st	South Bend	Joyce Center (name change)
3	2	2000	ME 1st-2d	South Bend	Joyce Center
3	2	2001	MW 1st-2d	South Bend	Joyce Center
3	2	2004	E 1st-2d	South Bend	Joyce Center
1	1	1989	MW 1st	West Lafayette	Mackey Arena
1	1	1989	MW 2d	West Lafayette	Mackey Arena
1	1	1990	MW 2d	West Lafayette	Mackey Arena
1	1	1991	ME 2d	West Lafayette	Mackey Arena
1	1	1992	ME 2d	West Lafayette	Mackey Arena
3	2	1992	ME Rgnl	West Lafayette	Mackey Arena
3	2	1994	W 1st-2d	West Lafayette	Mackey Arena
3	2	1997	ME Rgnl	West Lafayette	Mackey Arena
3	2	1998	MW 1st-2d	West Lafayette	Mackey Arena
3	2	1999	MW 1st-2d	West Lafayette	Mackey Arena
3	2	2000	E 1st-2d	West Lafayette	Mackey Arena
3	2	2001	ME 1st-2d	West Lafayette	Mackey Arena
3	2	2002	ME 1st-2d	West Lafayette	Mackey Arena
3	2	2003	E 1st-2d	West Lafayette	Mackey Arena
IOWA					
G	S	Yr.	Round	City	Facility
3	2	1998	ME 1st-2d	Ames	James H. Hilton Coliseum
3	2	1999	ME 1st-2d	Ames	James H. Hilton Coliseum
3	2	2000	MW 1st-2d	Ames	James H. Hilton Coliseum
3	2	2001	MW 1st-2d	Ames	James H. Hilton Coliseum
3	2	2002	MW 1st-2d	Ames	James H. Hilton Coliseum
3	2	2002	MW Rgnl	Ames	James H. Hilton Coliseum
3	2	2004	W 1st-2d	Ames	James H. Hilton Coliseum
1	1	1982	W 1st	Des Moines	Drake Fieldhouse
1	1	1986	MW 1st	Des Moines	Drake Fieldhouse
3	2	1995	MW Rgnl	Des Moines	Knapp Center
3	2	1986	ME Rgnl	Iowa City	Carver-Hawkeye Arena
1	1	1987	MW 2d	Iowa City	Carver-Hawkeye Arena
1	1	1988	W 2d	Iowa City	Carver-Hawkeye Arena
1	1	1989	MW 2d	Iowa City	Carver-Hawkeye Arena
1	1	1990	ME 2d	Iowa City	Carver-Hawkeye Arena
3	2	1990	ME Rgnl	Iowa City	Carver-Hawkeye Arena
1	1	1992	W 2d	Iowa City	Carver-Hawkeye Arena
3	2	1993	ME Rgnl	Iowa City	Carver-Hawkeye Arena
3	2	1994	MW 1st-2d	Iowa City	Carver-Hawkeye Arena
3	2	1996	ME 1st-2d	Iowa City	Carver-Hawkeye Arena
3	2	1997	MW Rgnl	Iowa City	Carver-Hawkeye Arena
3	2	1998	W 1st-2d	Iowa City	Carver-Hawkeye Arena
KANSAS					
G	S	Yr.	Round	City	Facility
1	1	1988	MW 1st	Lawrence	Allen Field House
1	1	1993	MW 1st	Lawrence	Allen Field House
3	2	1996	E 1st-2d	Lawrence	Allen Field House
3	2	1997	W 1st-2d	Lawrence	Allen Field House
1	1	1982	E 1st	Manhattan	Ahearn Field House
1	1	1983	MW 1st	Manhattan	Ahearn Field House
3	2	2002	ME 1st-2d	Manhattan	Bramlage Coliseum
3	2	2003	E 1st-2d	Manhattan	Bramlage Coliseum

KENTUCKY

G	S	Yr.	Round	City	Facility
1	1	1985	ME 1st	Bowling Green	E.A. Diddle Arena
3	2	1985	ME Rgnl	Bowling Green	E.A. Diddle Arena
1	1	1986	E 2d	Bowling Green	E.A. Diddle Arena
1	1	1989	E 1st	Bowling Green	E.A. Diddle Arena
3	2	1989	E Rgnl	Bowling Green	E.A. Diddle Arena
1	1	1991	ME 2d	Bowling Green	E.A. Diddle Arena
1	1	1992	ME 2d	Bowling Green	E.A. Diddle Arena
1	1	1993	E 2d	Bowling Green	E.A. Diddle Arena
3	2	1995	ME 1st-2d	Bowling Green	E.A. Diddle Arena
1	1	1982	MW 1st	Lexington	Memorial Coliseum
1	1	1983	ME 1st	Lexington	Memorial Coliseum
3	2	1986	Final Four	Lexington	#Rupp Arena

LOUISIANA

G	S	Yr.	Round	City	Facility
1	1	1984	MW 1st	Baton Rouge	LSU Assembly Center
1	1	1986	ME 2d	Baton Rouge	LSU Assembly Center
1	1	1987	MW 2d	Baton Rouge	LSU Assembly Center
3	2	1997	ME 1st-2d	Baton Rouge	Pete Maravich Assembly Center (name change)
3	2	1999	W 1st-2d	Baton Rouge	Pete Maravich Assembly Center
3	2	2000	E 1st-2d	Baton Rouge	Pete Maravich Assembly Center
3	2	2004	W 1st-2d	Baton Rouge	Pete Maravich Assembly Center
1	1	1983	W OR	Monroe	Wilson Ewing Coliseum
1	1	1984	MW 1st	Monroe	Wilson Ewing Coliseum
1	1	1985	MW 1st	Monroe	Wilson Ewing Coliseum
3	2	1985	MW Rgnl	Monroe	Wilson Ewing Coliseum
1	1	1987	MW 1st	Monroe	Wilson Ewing Coliseum
3	2	1987	MW Rgnl	Monroe	Wilson Ewing Coliseum
3	2	1991	Final Four	New Orleans	Kiefer UNO Lakefront Arena
3	2	2004	Final Four	New Orleans	#New Orleans Arena
1	1	1982	MW 1st	Ruston	Memorial Gym
3	2	1982	MW Rgnl	Ruston	Memorial Gym
1	1	1983	MW 1st	Ruston	Thomas Assembly Center
3	2	1983	MW Rgnl	Ruston	Thomas Assembly Center
1	1	1984	MW 1st	Ruston	Thomas Assembly Center
3	2	1984	MW Rgnl	Ruston	Thomas Assembly Center
1	1	1985	MW 1st	Ruston	Thomas Assembly Center
1	1	1986	W 2d	Ruston	Thomas Assembly Center
1	1	1987	MW 2d	Ruston	Thomas Assembly Center
1	1	1988	MW 2d	Ruston	Thomas Assembly Center
1	1	1989	MW 2d	Ruston	Thomas Assembly Center
3	2	1989	MW Rgnl	Ruston	Thomas Assembly Center
1	1	1990	MW 2d	Ruston	Thomas Assembly Center
1	1	1993	MW 1st	Ruston	Thomas Assembly Center
3	2	1994	ME 1st-2d	Ruston	Thomas Assembly Center
3	2	1995	E 1st-2d	Ruston	Thomas Assembly Center
3	2	1996	MW 1st-2d	Ruston	Thomas Assembly Center
3	2	1997	ME 1st-2d	Ruston	Thomas Assembly Center
3	2	1998	MW 1st-2d	Ruston	Thomas Assembly Center
3	2	1999	W 1st-2d	Ruston	Thomas Assembly Center
3	2	2000	MW 1st-2d	Ruston	Thomas Assembly Center
3	2	2001	E 1st-2d	Ruston	Thomas Assembly Center
3	2	2003	W 1st-2d	Ruston	Thomas Assembly Center

MARYLAND

G	S	Yr.	Round	City	Facility
1	1	1982	W 1st	College Park	Cole Field House
1	1	1983	E 1st	College Park	Cole Field House
1	1	1988	ME 2d	College Park	Cole Field House
1	1	1989	W 2d	College Park	Cole Field House
1	1	1990	E 1st	College Park	Cole Field House
1	1	1992	ME 2d	College Park	Cole Field House
1	1	1993	MW 2d	College Park	Cole Field House
6	3	2005	1st-2d	College Park	Comcast Center

MASSACHUSETTS

G	S	Yr.	Round	City	Facility
1	1	1991	ME 1st	Worcester	Hart Center

MICHIGAN

G	S	Yr.	Round	City	Facility
1	1	1984	ME 1st	Mt. Pleasant	Daniel P. Rose Arena

MINNESOTA

G	S	Yr.	Round	City	Facility
3	2	1995	Final Four	Minneapolis	#Target Center
3	2	2004	ME 1st-2d	Minneapolis	Williams Arena
6	3	2005	1st-2d	Minneapolis	Williams Arena

MISSISSIPPI

G	S	Yr.	Round	City	Facility
1	1	1990	MW 1st	Hattiesburg	Reed Green Coliseum
3	2	1994	E 1st-2d	Hattiesburg	Reed Green Coliseum
1	1	1983	MW OR	Jackson	JSU Athletics and Assembly Center
1	1	1983	ME 1st	Oxford	C.M. "Tad" Smith Coliseum
1	1	1985	ME 1st	Oxford	C.M. "Tad" Smith Coliseum
1	1	1986	MW 2d	Oxford	C.M. "Tad" Smith Coliseum
1	1	1987	W 2d	Oxford	C.M. "Tad" Smith Coliseum



TD Banknorth Garden, home of the 2006 Women's Final Four

Celebrating History

2006 is a milestone year for the NCAA, celebrating 25 years of women's championships and 100 years as an association. The 25th edition of the Women's Final Four takes place in the backdrop of historic Boston, where the game of basketball was invented by Dr. James Naismith in 1891 at Springfield College in Springfield, Massachusetts, and the first collegiate basketball game between women was played in 1893 at Smith College in nearby Northampton, Massachusetts.

Question...

What state has had the most cities host an NCAA tournament game?

Answer...

California with 11 (Berkeley, Carson, Fresno, Fullerton, Long Beach, Los Angeles, Oakland, Santa Barbara, San Diego, San Jose and Stanford).

G	S	Yr.	Round	City	Facility
1	1	1988	MW 2d	Oxford	C.M. "Tad" Smith Coliseum
1	1	1989	ME 2d	Oxford	C.M. "Tad" Smith Coliseum
1	1	1990	W 1st	Oxford	C.M. "Tad" Smith Coliseum
1	1	1992	W 2d	Oxford	C.M. "Tad" Smith Coliseum

MISSOURI

G	S	Yr.	Round	City	Facility
1	1	1986	MW 1st	Columbia	Hearnes Center
3	2	1998	Final Four	Kansas City	#Kemper Arena
3	2	2000	MW Rgnl	Kansas City	#Municipal Auditorium
3	2	2005	Rgnl	Kansas City	#Municipal Auditorium
3	2	2001	Final Four	St. Louis	#Savvis Center
1	1	1991	ME 1st	Springfield	Hammonds Student Center
1	1	1992	MW 1st	Springfield	Hammonds Student Center
1	1	1993	MW 1st	Springfield	Hammonds Student Center

MONTANA

G	S	Yr.	Round	City	Facility
1	1	1984	W 1st	Missoula	Dahlberg Arena
1	1	1986	W 1st	Missoula	Dahlberg Arena
1	1	1988	MW 2d	Missoula	Dahlberg Arena
1	1	1989	W 1st	Missoula	Dahlberg Arena
1	1	1990	W 1st	Missoula	Dahlberg Arena
1	1	1991	W 1st	Missoula	Dahlberg Arena
3	2	1993	W Rgnl	Missoula	Dahlberg Arena
3	2	1997	W Rgnl	Missoula	Dahlberg Arena
3	2	2004	ME 1st-2d	Missoula	Adams Center/Dahlberg Arena (name change)

NEBRASKA

G	S	Yr.	Round	City	Facility
1	1	1993	W 1st	Lincoln	Bob Devaney Sports Center
1	1	1992	W 1st	Omaha	Omaha Civic Auditorium

NEVADA

G	S	Yr.	Round	City	Facility
1	1	1989	W 1st	Las Vegas	South Gym
1	1	1990	W 2d	Las Vegas	South Gym
1	1	1985	MW 1st	Las Vegas	Thomas and Mack Center
1	1	1991	W 1st	Las Vegas	Thomas and Mack Center
3	2	1991	W Rgnl	Las Vegas	Thomas and Mack Center

NEW HAMPSHIRE

G	S	Yr.	Round	City	Facility
1	1	1983	E OR	Hanover	Alumni Hall

NEW JERSEY

G	S	Yr.	Round	City	Facility
1	1	1986	E 2d	Piscataway	Louis Brown Athletic Center
1	1	1987	E 2d	Piscataway	Louis Brown Athletic Center
1	1	1988	E 2d	Piscataway	Louis Brown Athletic Center
1	1	1989	ME 1st	Piscataway	Louis Brown Athletic Center
1	1	1991	E 1st	Piscataway	Louis Brown Athletic Center
1	1	1992	ME 1st	Piscataway	Louis Brown Athletic Center
3	2	1994	E Rgnl	Piscataway	Louis Brown Athletic Center
3	2	1999	MW 1st-2d	Piscataway	Louis Brown Athletic Center
3	2	2000	W 1st-2d	Piscataway	Louis Brown Athletic Center
3	2	2001	W 1st-2d	Piscataway	Louis Brown Athletic Center
3	2	1994	MW 1st-2d	South Orange	Walsh Gym

NEW MEXICO

G	S	Yr.	Round	City	Facility
3	2	2003	MW 1st-2d	Albuquerque	University Arena/The Pit
3	2	2003	MW Rgnl	Albuquerque	University Arena/The Pit
3	2	2004	ME 1st-2d	Albuquerque	University Arena/The Pit

NEW YORK

G	S	Yr.	Round	City	Facility
1	1	1988	E 1st	Jamaica	Alumni Hall

NORTH CAROLINA

G	S	Yr.	Round	City	Facility
1	1	1984	E 1st	Chapel Hill	Carmichael Auditorium
1	1	1986	W 2d	Chapel Hill	Carmichael Auditorium
1	1	1987	ME 2d	Chapel Hill	Carmichael Auditorium
1	1	1992	E 1st	Chapel Hill	Carmichael Auditorium
1	1	1993	ME 2d	Chapel Hill	Carmichael Auditorium
3	2	1994	E 1st-2d	Chapel Hill	Carmichael Auditorium
3	2	1995	W 1st-2d	Chapel Hill	Carmichael Auditorium
3	2	1997	E 1st-2d	Chapel Hill	Carmichael Auditorium
3	2	1998	ME 1st-2d	Chapel Hill	Carmichael Auditorium
3	2	1999	MW 1st-2d	Chapel Hill	Carmichael Auditorium
3	2	2002	MW 1st-2d	Chapel Hill	Carmichael Auditorium
6	3	2005	1st-2d	Chapel Hill	Dean E. Smith Center
3	2	1996	Final Four	Charlotte	#Charlotte Coliseum
1	1	1987	E 1st	Durham	Cameron Indoor Stadium
3	2	1996	ME 1st-2d	Durham	Cameron Indoor Stadium
3	2	1998	W 1st-2d	Durham	Cameron Indoor Stadium
3	2	1999	E 1st-2d	Durham	Cameron Indoor Stadium
3	2	2000	E 1st-2d	Durham	Cameron Indoor Stadium
3	2	2001	W 1st-2d	Durham	Cameron Indoor Stadium
3	2	2002	E 1st-2d	Durham	Cameron Indoor Stadium

G	S	Yr.	Round	City	Facility
3	2	2004	ME 1st-2d	Durham	Cameron Indoor Stadium
3	2	1987	E Rgnl	Fayetteville	Cumberland County Memorial Arena
3	2	1999	E Rgnl	Greensboro	#Greensboro Coliseum
3	2	2002	E Rgnl	Raleigh	#Entertainment & Sports Arena
1	1	1982	E 1st	Raleigh	William Neal Reynolds Coliseum
3	2	1982	E Rgnl	Raleigh	William Neal Reynolds Coliseum
1	1	1983	E 1st	Raleigh	William Neal Reynolds Coliseum
1	1	1984	E 1st	Raleigh	William Neal Reynolds Coliseum
1	1	1985	E 1st	Raleigh	William Neal Reynolds Coliseum
1	1	1989	ME 2d	Raleigh	William Neal Reynolds Coliseum
1	1	1990	MW 2d	Raleigh	William Neal Reynolds Coliseum
1	1	1991	E 2d	Raleigh	William Neal Reynolds Coliseum
3	2	1998	E 1st-2d	Raleigh	William Neal Reynolds Coliseum
3	2	2001	E 1st-2d	Raleigh	William Neal Reynolds Coliseum
3	2	2003	MW 1st-2d	Raleigh	William Neal Reynolds Coliseum

OHIO					
G	S	Yr.	Round	City	Facility
1	1	1986	ME 1st	Athens	Convocation Center
1	1	1989	W 1st	Bowling Green	Anderson Arena
1	1	1993	E 1st	Bowling Green	Anderson Arena
3	2	2001	ME 1st-2d	Cincinnati	Cintas Center
3	2	1997	Final Four	Cincinnati	#Riverfront Coliseum
3	2	1999	ME Rgnl	Cincinnati	Shoemaker Center
3	2	2003	W 1st-2d	Cincinnati	Fifth Third Arena at Shoemaker Center (name change)
1	1	1984	ME 1st	Columbus	St. John Arena
1	1	1985	E 1st	Columbus	St. John Arena
1	1	1986	ME 2d	Columbus	St. John Arena
1	1	1988	ME 2d	Columbus	St. John Arena
1	1	1989	E 2d	Columbus	St. John Arena
1	1	1990	MW 1st	Columbus	St. John Arena
1	1	1993	E 2d	Columbus	St. John Arena
3	2	2004	ME 1st-2d	Columbus	St. John Arena
3	2	1998	E Rgnl	Dayton	University of Dayton Arena
3	2	2003	E Rgnl	Dayton	University of Dayton Arena

OKLAHOMA					
G	S	Yr.	Round	City	Facility
1	1	1986	MW 2d	Norman	Lloyd Noble Center
3	2	2001	W 1st-2d	Norman	Lloyd Noble Center
3	2	2002	W 1st-2d	Norman	Lloyd Noble Center
3	2	2003	ME 1st-2d	Norman	Lloyd Noble Center
3	2	2004	MW Rgnl	Norman	Lloyd Noble Center
1	1	1989	MW 1st	Stillwater	Gallagher-Iba Arena
1	1	1990	MW 1st	Stillwater	Gallagher-Iba Arena
1	1	1991	MW 1st	Stillwater	Gallagher-Iba Arena
1	1	1991	MW 2d	Stillwater	Gallagher-Iba Arena

OREGON					
G	S	Yr.	Round	City	Facility
1	1	1983	W 1st	Corvallis	Gill Coliseum
1	1	1982	W 1st	Eugene	McArthur Court
1	1	1987	W 1st	Eugene	McArthur Court
1	1	1987	W 2d	Eugene	McArthur Court
3	2	2000	W 1st-2d	Eugene	McArthur Court
3	2	2003	W 1st-2d	Eugene	McArthur Court
3	2	2000	W Rgnl	Portland	Memorial Coliseum

PENNSYLVANIA					
G	S	Yr.	Round	City	Facility
1	1	1982	E 1st	Cheyney	Cope Hall
1	1	1983	E 1st	Cheyney	Cope Hall
1	1	1984	E 1st	Cheyney	Cope Hall
1	1	1987	E 1st	Philadelphia	Alumni Memorial Fieldhouse
1	1	1988	ME 1st	Philadelphia	Alumni Memorial Fieldhouse
3	2	2000	Final Four	Philadelphia	#First Union Center (now named Wachovia Center)
1	1	1983	ME OR	Philadelphia	Hayman Hall
1	1	1988	ME 1st	Philadelphia	Hayman Hall
1	1	1989	ME 1st	Philadelphia	McGonigle Hall
1	1	1986	E 1st	Philadelphia	#Palestra
3	2	1986	E Rgnl	Philadelphia	#Palestra
3	2	1991	E Rgnl	Philadelphia	#Palestra
3	2	2004	E 1st-2d	Philadelphia	The Liacouras Center
3	2	2005	Rgnl	Philadelphia	The Liacouras Center
3	2	2001	E Rgnl	Pittsburgh	#Mellon Arena
1	1	1982	ME 1st	University Park	Recreation Hall
3	2	1983	E Rgnl	University Park	Recreation Hall
1	1	1985	E 1st	University Park	Recreation Hall
1	1	1986	E 2d	University Park	Recreation Hall
1	1	1991	E 2d	University Park	Recreation Hall
1	1	1992	W 2d	University Park	Recreation Hall
1	1	1993	E 2d	University Park	Recreation Hall
3	2	1994	MW 1st-2d	University Park	Recreation Hall
3	2	1995	MW 1st-2d	University Park	Recreation Hall

Question...

How many fans were in attendance for the 1993 Women's Final Four in Atlanta when it was held at the Omni?

Answer...

16,141. The attendance number marked the first year of the current 13-year consecutive sellout streak and the first time the Women's Final Four was sold out in advance.

3	2	1996	W 1st-2d	University Park	Recreation Hall
3	2	2000	MW 1st-2d	University Park	Bryce Jordan Center
3	2	2002	ME 1st-2d	University Park	Bryce Jordan Center
3	2	2003	ME 1st-2d	University Park	Bryce Jordan Center
1	1	1987	E 2d	Villanova	John E. duPont Pavilion
1	1	1988	E 1st	Villanova	John E. duPont Pavilion

RHODE ISLAND

G	S	Yr.	Round	City	Facility
1	1	1986	E 1st	Providence	Alumni Hall
1	1	1990	E 2d	Providence	Alumni Hall
1	1	1991	E 1st	Providence	Alumni Hall
1	1	1992	ME 1st	Providence	Alumni Hall

SOUTH CAROLINA

G	S	Yr.	Round	City	Facility
1	1	1989	ME 2d	Clemson	Littlejohn Coliseum
1	1	1990	E 1st	Clemson	Littlejohn Coliseum
1	1	1991	E 2d	Clemson	Littlejohn Coliseum
1	1	1992	E 1st	Clemson	Littlejohn Coliseum
1	1	1993	MW 1st	Clemson	Littlejohn Coliseum
3	2	1996	MW 1st-2d	Clemson	Littlejohn Coliseum
3	2	1999	ME 1st-2d	Clemson	Littlejohn Coliseum
1	1	1982	MW 1st	Columbia	Carolina Coliseum
1	1	1986	ME 1st	Columbia	Carolina Coliseum
1	1	1988	MW 1st	Columbia	Carolina Coliseum
1	1	1989	MW 1st	Columbia	Carolina Coliseum
1	1	1990	ME 1st	Columbia	Frank McGuire Arena (name change)
3	2	1997	E Rgnl	Columbia	Frank McGuire Arena
3	2	1997	E 1st-2d	Columbia	Frank McGuire Arena

TENNESSEE

G	S	Yr.	Round	City	Facility
3	2	2004	MW 1st-2d	Chattanooga	McKenzie Arena
3	2	2005	Rgnl	Chattanooga	McKenzie Arena
1	1	1987	ME 1st	Cookeville	Eblen Center
1	1	1990	ME 1st	Cookeville	Eblen Center
1	1	1982	ME 1st	Knoxville	Stokely Athletics Center
3	2	1982	ME Rgnl	Knoxville	Stokely Athletics Center
1	1	1983	ME 1st	Knoxville	Stokely Athletics Center
1	1	1984	ME 1st	Knoxville	Stokely Athletics Center
3	2	1984	ME Rgnl	Knoxville	Stokely Athletics Center
1	1	1985	ME 1st	Knoxville	Stokely Athletics Center
1	1	1986	ME 2d	Knoxville	Stokely Athletics Center
1	1	1987	ME 2d	Knoxville	Stokely Athletics Center
3	2	1987	ME Rgnl	Knoxville	Stokely Athletics Center
1	1	1988	E 2d	Knoxville	Thompson-Boling Arena
1	1	1989	E 2d	Knoxville	Thompson-Boling Arena
1	1	1990	E 2d	Knoxville	Thompson-Boling Arena
3	2	1990	Final Four	Knoxville	Thompson-Boling Arena
1	1	1991	ME 2d	Knoxville	Thompson-Boling Arena
3	2	1991	ME Rgnl	Knoxville	Thompson-Boling Arena
1	1	1992	ME 2d	Knoxville	Thompson-Boling Arena
1	1	1993	ME 2d	Knoxville	Thompson-Boling Arena
3	2	1994	ME 1st-2d	Knoxville	Thompson-Boling Arena
3	2	1995	ME 1st-2d	Knoxville	Thompson-Boling Arena
3	2	1995	ME Rgnl	Knoxville	Thompson-Boling Arena
3	2	1996	E 1st-2d	Knoxville	Thompson-Boling Arena
3	2	1997	MW 1st-2d	Knoxville	Thompson-Boling Arena
3	2	1998	ME 1st-2d	Knoxville	Thompson-Boling Arena
3	2	1999	E 1st-2d	Knoxville	Thompson-Boling Arena
3	2	2000	ME 1st-2d	Knoxville	Thompson-Boling Arena
3	2	2001	ME 1st-2d	Knoxville	Thompson-Boling Arena
3	2	2002	MW 1st-2d	Knoxville	Thompson-Boling Arena
3	2	2003	ME 1st-2d	Knoxville	Thompson-Boling Arena
3	2	2003	ME Rgnl	Knoxville	Thompson-Boling Arena
6	3	2005	1st-2d	Knoxville	Thompson-Boling Arena
1	1	1982	ME 1st	Memphis	MSU Fieldhouse
3	2	2000	ME Rgnl	Memphis	#The Pyramid
1	1	1989	E 1st	Nashville	Alumni Memorial Fieldhouse
1	1	1990	ME 1st	Nashville	Memorial Gym (name change)
1	1	1991	ME 1st	Nashville	Memorial Gym
1	1	1992	E 2d	Nashville	Memorial Gym
3	2	1994	E 1st-2d	Nashville	Memorial Gym
3	2	1995	W 1st-2d	Nashville	Memorial Gym
3	2	1996	ME 1st-2d	Nashville	Memorial Gym
3	2	1998	ME Rgnl	Nashville	Memorial Gym
3	2	2001	MW 1st-2d	Nashville	Memorial Gym
3	2	2002	MW 1st-2d	Nashville	Memorial Gym
1	1	1993	MW 2d	Nashville	#Striplin Gymnasium

TEXAS

G	S	Yr.	Round	City	Facility
1	1	1983	MW 1st	Austin	Frank Erwin Center
1	1	1984	MW 1st	Austin	Frank Erwin Center
1	1	1985	ME 1st	Austin	Frank Erwin Center
3	2	1985	Final Four	Austin	Frank Erwin Center
1	1	1986	MW 2d	Austin	Frank Erwin Center

G	S	Yr.	Round	City	Facility
3	2	1986	MW Rgnl	Austin	Frank Erwin Center
1	1	1987	E 2d	Austin	Frank Erwin Center
3	2	1987	Final Four	Austin	Frank Erwin Center
1	1	1988	MW 2d	Austin	Frank Erwin Center
3	2	1988	MW Rgnl	Austin	Frank Erwin Center
1	1	1989	W 2d	Austin	Frank Erwin Center
3	2	1989	W Rgnl	Austin	Frank Erwin Center
1	1	1990	MW 2d	Austin	Frank Erwin Center
3	2	1990	MW Rgnl	Austin	Frank Erwin Center
1	1	1991	MW 1st	Austin	Frank Erwin Center
3	2	1991	MW Rgnl	Austin	Frank Erwin Center
1	1	1992	W 2d	Austin	Frank Erwin Center
1	1	1993	MW 2d	Austin	Frank Erwin Center
3	2	1994	MW Rgnl	Austin	Frank Erwin Center
3	2	1997	E 1st-2d	Austin	Frank Erwin Center
3	2	2002	E 1st-2d	Austin	Frank Erwin Center
3	2	2004	W 1st-2d	Austin	Frank Erwin Center
1	1	1991	MW 2d	Beaumont	Montagne Center
6	3	2005	1st-2d	Dallas	#Reunion Arena
1	1	1992	MW 2d	Lubbock	Lubbock Municipal Coliseum
1	1	1993	W 2d	Lubbock	Lubbock Municipal Coliseum
3	2	1994	MW 1st-2d	Lubbock	Lubbock Municipal Coliseum
3	2	1995	ME 1st-2d	Lubbock	Lubbock Municipal Coliseum
3	2	1996	MW 1st-2d	Lubbock	Lubbock Municipal Coliseum
3	2	1998	MW 1st-2d	Lubbock	Lubbock Municipal Coliseum
3	2	1998	MW Rgnl	Lubbock	Lubbock Municipal Coliseum
3	2	1999	MW 1st-2d	Lubbock	Lubbock Municipal Coliseum
3	2	2000	ME 1st-2d	Lubbock	United Spirit Arena
3	2	2001	ME 1st-2d	Lubbock	United Spirit Arena
3	2	2002	W 1st-2d	Lubbock	United Spirit Arena
3	2	2003	MW 1st-2d	Lubbock	United Spirit Arena
1	1	1988	W 1st	Nacogdoches	Stephen F. Austin Coliseum
1	1	1989	W 2d	Nacogdoches	Stephen F. Austin Coliseum
1	1	1990	W 2d	Nacogdoches	Stephen F. Austin Coliseum
1	1	1991	MW 1st	Nacogdoches	Stephen F. Austin Coliseum
1	1	1992	MW 2d	Nacogdoches	Johnson Coliseum (name change)
1	1	1993	MW 2d	Nacogdoches	Johnson Coliseum
3	2	1993	MW Rgnl	Nacogdoches	Johnson Coliseum
3	2	1996	MW Rgnl	Nacogdoches	Johnson Coliseum
3	2	2002	Final Four	San Antonio	#Alamodome
3	2	2002	E 1st-2d	Waco	Ferrell Center

UTAH					
G	S	Yr.	Round	City	Facility
3	2	2001	MW 1st-2d	Salt Lake City	Jon M. Huntsman Center

VERMONT					
G	S	Yr.	Round	City	Facility
1	1	1993	E 1st	Burlington	Patrick Gym

VIRGINIA					
G	S	Yr.	Round	City	Facility
3	2	1999	E 1st-2d	Blacksburg	Cassell Coliseum
3	2	2004	E 1st-2d	Blacksburg	Cassell Coliseum
1	1	1986	E 2d	Charlottesville	University Hall
1	1	1987	ME 2d	Charlottesville	University Hall
1	1	1988	E 2d	Charlottesville	University Hall
1	1	1989	E 2d	Charlottesville	University Hall
1	1	1990	E 2d	Charlottesville	University Hall
1	1	1991	MW 2d	Charlottesville	University Hall
1	1	1992	E 2d	Charlottesville	University Hall
3	2	1992	E Rgnl	Charlottesville	University Hall
1	1	1993	E 2d	Charlottesville	University Hall
3	2	1994	ME 1st-2d	Charlottesville	University Hall
3	2	1995	E 1st-2d	Charlottesville	University Hall
3	2	1996	E 1st-2d	Charlottesville	University Hall
3	2	1996	E Rgnl	Charlottesville	University Hall
3	2	1997	W 1st-2d	Charlottesville	University Hall
3	2	2000	ME 1st-2d	Charlottesville	University Hall
1	1	1987	E 2d	Harrisonburg	JMU Convocation Center
1	1	1988	E 2d	Harrisonburg	JMU Convocation Center
1	1	1989	E 1st	Harrisonburg	JMU Convocation Center
1	1	1991	E 1st	Harrisonburg	JMU Convocation Center
1	1	1982	E 1st	Norfolk	ODU Field House
1	1	1983	E 1st	Norfolk	ODU Field House
1	1	1984	E 1st	Norfolk	ODU Field House
3	2	1984	E Rgnl	Norfolk	ODU Field House
1	1	1985	E 1st	Norfolk	ODU Field House
3	2	1985	E Rgnl	Norfolk	ODU Field House
3	2	1988	E Rgnl	Norfolk	ODU Field House
1	1	1989	ME 1st	Norfolk	ODU Field House
1	1	1990	E 1st	Norfolk	ODU Field House
3	2	1990	E Rgnl	Norfolk	ODU Field House
1	1	1993	ME 1st	Norfolk	ODU Field House
1	1	1993	ME 2d	Norfolk	ODU Field House
3	2	1996	E 1st-2d	Norfolk	ODU Field House
3	2	1997	ME 1st-2d	Norfolk	ODU Field House
3	2	1998	E 1st-2d	Norfolk	ODU Field House

Question...

Name the six cities that have hosted the Women's Final Four more than once.

Answer...

Atlanta (1993, 2003); Austin, Texas (1985, 1987); Los Angeles (1984, 1992); New Orleans (1991, 2004); Norfolk, Virginia (1982, 1983); and Tacoma, Washington (1987, 1988).

Tournament trivia

G	S	Yr.	Round	City	Facility
3	2	1999	E 1st-2d	Norfolk	ODU Field House
3	2	2000	MW 1st-2d	Norfolk	ODU Field House
3	2	1982	Final Four	Norfolk	#The Scope
3	2	1983	Final Four	Norfolk	#The Scope
3	2	2003	E 1st-2d	Norfolk	Ted Constant Convocation Center
3	2	2004	ME Rgnl	Norfolk	Ted Constant Convocation Center
3	2	1984	Final Four	Richmond	Richmond Coliseum
3	2	1993	E Rgnl	Richmond	Richmond Coliseum
1	1	1991	E 1st	Richmond	Robins Center
3	2	2000	E Rgnl	Richmond	Stuart Siegel Center
WASHINGTON					
G	S	Yr.	Round	City	Facility
1	1	1985	W 1st	Seattle	Hec Edmundson Pavilion
1	1	1986	W 1st	Seattle	Hec Edmundson Pavilion
1	1	1987	W 1st	Seattle	Hec Edmundson Pavilion
1	1	1988	W 2d	Seattle	Hec Edmundson Pavilion
1	1	1989	W 1st	Seattle	Hec Edmundson Pavilion
1	1	1990	ME 2d	Seattle	Hec Edmundson Pavilion
1	1	1991	W 2d	Seattle	Hec Edmundson Pavilion
3	2	1992	W Rgnl	Seattle	Hec Edmundson Pavilion
1	1	1993	W 1st	Seattle	Hec Edmundson Pavilion
3	2	1995	ME 1st-2d	Seattle	Hec Edmundson Pavilion
3	2	1996	W Rgnl	Seattle	Hec Edmundson Pavilion
3	2	2004	W Rgnl	Seattle	Bank of America Arena at Hec Edmundson Pavilion (name change)
6	3	2005	1st-2d	Seattle	Bank of America Arena at Hec Edmundson Pavilion
3	2	2001	W Rgnl	Spokane	#Spokane Arena
3	2	1988	Final Four	Tacoma	#Tacoma Dome
3	2	1989	Final Four	Tacoma	#Tacoma Dome
WEST VIRGINIA					
G	S	Yr.	Round	City	Facility
1	1	1992	E 2d	Morgantown	WVU Coliseum
WISCONSIN					
G	S	Yr.	Round	City	Facility
1	1	1992	W 1st	Madison	UW Field House
3	2	2002	ME Rgnl	Milwaukee	#U.S. Cellular Arena

Future Dates and Sites

Tournament

Year	First Round	Second Round	Regionals	Women's Final Four
2007	March 17-18	March 19-20	March 24-27	April 1 & 3
2008	March 22-23	March 24-25	March 29-April 1	April 6 & 8
2009	March 21-22	March 23-24	March 28-31	April 5 & 7
2010	March 20-21	March 22-23	March 27-30	April 4 & 6
2011	March 19-20	March 21-22	March 26-29	April 3 & 5

2006

FIRST AND SECOND ROUNDS

MARCH 18 AND 20

- Allstate Arena (17,216), Chicago
Host: DePaul University
- Pepsi Center (19,699), Denver
Host: University of Colorado, Boulder
- Memorial Gymnasium (14,107), Nashville, Tennessee
Host: Vanderbilt University
- McKale Center (14,545), Tucson, Arizona
Host: University of Arizona

MARCH 19 AND 21

- Ted Constant Convocation Center (8,639), Norfolk, Virginia
Host: Old Dominion University
- Sovereign Bank Arena (8,500), Trenton, New Jersey
Hosts: Rider University and Metro Atlantic Athletic Conference
- Bryce Jordan Center (15,261), University Park, Pennsylvania
Host: Pennsylvania State University
- Mackey Arena (14,123), West Lafayette, Indiana
Host: Purdue University

REGIONALS

MARCH 25 AND 27

- ALBUQUERQUE — The Pit/Bob King Court (15,983), Albuquerque, New Mexico
Host: University of New Mexico
- SAN ANTONIO — SBC Center (18,500), San Antonio
Host: University of Texas at San Antonio

MARCH 26 AND 28

- BRIDGEPORT — Bridgeport Arena at Harbor Yard (8,754), Bridgeport, Connecticut
Host: Fairfield University
- CLEVELAND — Quicken Loans Arena (20,000), Cleveland
Hosts: Cleveland State University and the Mid-American Conference

2007

FIRST AND SECOND ROUNDS

MARCH 17 AND 19 OR MARCH 18 AND 20

- Frank Erwin Center (16,755), Austin, Texas
Host: University of Texas at Austin
- Breslin Student Events Center (15,085), East Lansing, Michigan
Host: Michigan State University
- Hartford Civic Center (14,913), Hartford, Connecticut
Host: University of Connecticut
- Galen Center (10,280), Los Angeles
Host: University of Southern California
- Williams Arena (14,669), Minneapolis
Host: University of Minnesota, Twin Cities
- Petersen Events Center (12,508), Pittsburgh
Host: University of Pittsburgh

- RBC Center (19,500), Raleigh, North Carolina
Host: North Carolina State University
- Maples Pavilion (7,233), Stanford, California
Host: Stanford University

REGIONALS

MARCH 24 AND 26

- FRESNO — Save Mart Center (15,621), Fresno, California
Host: California State University, Fresno
- GREENSBORO — Greensboro Coliseum (12,005), Greensboro, North Carolina
Host: Atlantic Coast Conference

MARCH 25 AND 27

- DALLAS — Reunion Arena (17,767), Dallas
Hosts: Southern Methodist University and Conference USA
- DAYTON — University of Dayton Arena (13,000), Dayton, Ohio
Host: University of Dayton

2008

FIRST AND SECOND ROUNDS

MARCH 22 AND 24 OR MARCH 23 AND 25

- The Pit/Bob King Court (15,932), Albuquerque, New Mexico
Host: University of New Mexico
- Pete Maravich Assembly Center (13,394), Baton Rouge, Louisiana
Host: Louisiana State University
- Bridgeport Arena at Harbor Yard (8,754), Bridgeport, Connecticut
Host: Fairfield University
- Comcast Center (17,950), College Park, Maryland
Host: University of Maryland, College Park
- Wells Fargo Arena at the Iowa Events Center (16,081), Des Moines, Iowa
Host: Iowa State University
- Ted Constant Convocation Center (8,600), Norfolk, Virginia
Host: Old Dominion University
- Maples Pavilion (7,233), Stanford, California
Host: Stanford University
- Mackey Arena (14,123), West Lafayette, Indiana
Host: Purdue University

REGIONALS

MARCH 29 AND 31 OR MARCH 30 AND APRIL 1

- GREENSBORO — Greensboro Coliseum (12,005), Greensboro, North Carolina
Host: Atlantic Coast Conference
- NEW ORLEANS — New Orleans Arena (17,500), New Orleans
Host: University of New Orleans
- OKLAHOMA CITY — Ford Center (18,929), Oklahoma City
Host: University of Oklahoma
- SPOKANE — Spokane Veterans Memorial Arena (12,000), Spokane, Washington
Host: Washington State University

Women's Final Four

Year	Dates	Site & Hosts
2006	April 2 & 4	TD Banknorth Garden (19,334), Boston Hosts: Harvard University and Northeastern University
2007	April 1 & 3	Quicken Loans Arena (20,000), Cleveland Hosts: Cleveland State University and Mid-American Conference
2008	April 6 & 8	St. Pete Times Forum (21,497), Tampa, Florida Host: University of South Florida
2009	April 5 & 7	Edward Jones Dome (43,000), St. Louis Host: Missouri Valley Conference
2010	April 4 & 6	Alamodome (30,000), San Antonio Host: University of Texas at San Antonio
2011	April 3 & 5	RCA Dome (28,937), Indianapolis Hosts: Butler University and Horizon League

Photo by Jamie Schwaberow/NCAA Photos



The Tournament Field

Team Champions	110
The Brackets	122



Team Champions

1982 CHAMPIONSHIP GAME LOUISIANA TECH 76, CHEYNEY 62

Louisiana Tech	FG-FGA	FT-FTA	REB	PF	TP
Scott	2-4	4-4	0	1	8
Lawrence	7-13	6-10	6	2	20
Kelly	6-12	2-2	10	4	14
Turner	5-11	0-0	2	2	10
Mulkey	2-3	2-5	3	1	6
White	1-2	0-0	1	0	2
Gant	0-0	0-0	0	1	0
Felton	0-0	0-0	0	0	0
Pendergrass	0-0	0-0	0	0	0
Rodman	6-8	2-4	11	3	14
Sossamon	1-1	0-0	0	0	2
Rust	0-0	0-0	1	0	0
Team			4		
Totals	30-54	16-25	38	14	76
Cheyney	FG-FGA	FT-FTA	REB	PF	TP
Walker	10-16	0-0	3	3	20
Laney	5-16	0-0	4	4	10
Taylor	2-5	4-4	7	1	8
Guilford	4-8	2-3	1	5	10
Walker	6-15	0-0	11	4	12
Giddins	0-1	0-0	0	0	0
Draughn	0-2	0-0	0	2	0
Dabney	0-0	0-0	0	0	0
Wilds	0-1	0-0	0	1	0
Strong	1-1	0-0	2	3	2
Team			2		
Totals	28-65	6-7	30	23	62



The 1981-82 Louisiana Tech Lady Techsters. Front Row (L-R): Kim Mulkey, Debbie Primeaux, Pam Gant, Head Coach Sonja Hogg, Angela Turner, Julie Wilkerson, Sandra Felton. Back Row: Assoc. Coach Leon Barmore, Rita Rust, Jennifer White, Lori Scott, Tia Sossamon, Janice Lawrence, Debra Rodman, Pam Kelly, Ann Pendergrass, Grad. Asst. Sue Donohue, Asst. Coach Gary Blair.

Site: Norfolk, Va. Attendance: 9,531. Halftime: Louisiana Tech 40, Cheyney 26. Officials: Marcy Weston, Bob Krall. Semifinals: Cheyney 76, Maryland 66; Louisiana Tech 69, Tennessee 46.

1983 CHAMPIONSHIP GAME SOUTHERN CALIFORNIA 69, LOUISIANA TECH 67

Southern California	FG-FGA	FT-FTA	REB	PF	TP
McGee, Paula	8-12	1-2	6	2	17
Miller	8-13	11-14	9	3	27
McGee, Pam	4-8	0-0	6	4	8
Windham	3-5	0-0	2	5	6
Cooper	5-15	1-2	4	3	11
Fletcher	0-1	0-0	0	1	0
Doyle	0-1	0-0	1	2	0
Team			1		
Totals	28-55	13-18	29	20	69
Louisiana Tech	FG-FGA	FT-FTA	REB	PF	TP
Scott	2-5	0-0	11	4	4
Rodman	5-10	3-4	10	3	13
Lawrence	8-17	4-7	7	5	20
White	8-9	2-2	2	3	18
Mulkey	1-4	2-2	3	4	4
Gant	2-7	2-2	3	2	6
Sossamon	1-5	0-0	1	1	2
Team			0		
Totals	27-57	13-17	37	22	67



The 1982-83 Southern California Women of Troy. Front Row (L-R): Asst. Coach Jean Agee, Head Coach Linda Sharp, Asst. Coach Bruce Victor, Grad. Asst. Kathy Hammond. Middle Row: Trainer Leah Putnam, Rhonda Windham, Shontel Sherwood, Melissa Ward, Cynthia Cooper, Juliette Robinson, Yoland Fletcher, LeAnne Sera. Back Row: Kathy Doyle, Cheryl Miller, Paula McGee, Jamaiia Bond, Pam McGee, Tracy Longo, Timi Pitzer, Trainer Sue Schneider.

Site: Norfolk, Va. Attendance: 7,387. Halftime: Louisiana Tech 37, Southern California 26. Officials: Robinson and Stewart. Semifinals: Southern California 81, Georgia 57; Louisiana Tech 71, Old Dominion 55.

1984 CHAMPIONSHIP GAME SOUTHERN CALIFORNIA 72, TENNESSEE 61



The Women of Troy celebrate their second-straight national championship.

Southern California	FG-FGA	FT-FTA	REB	PF	TP
McGee, Pam	8-16	1-2	12	3	17
Miller	8-15	0-0	6	3	16
McGee, Paula	7-13	3-4	5	4	17
Robinson	1-4	1-2	2	2	3
Alkek	4-8	3-4	3	1	11
Fletcher	0-2	0-0	1	0	0
Carter	0-0	0-0	0	0	0
Sera	0-0	0-0	0	0	0
Ward	0-0	0-0	0	0	0
Bond	0-0	0-0	0	0	0
Longo	0-0	0-0	0	1	0
Cooper	3-5	2-6	2	0	8
Team			6		
Totals	31-63	10-18	37	14	72
Tennessee	FG-FGA	FT-FTA	REB	PF	TP
Ostrowski	6-13	6-6	9	2	18
Haave	8-16	2-2	5	4	18
Towns	3-5	1-1	10	4	7
Hatmaker	1-5	0-0	1	3	2
Collins	3-7	0-0	1	2	6
Marr	0-0	0-0	1	0	0
Sexton	0-1	0-0	0	0	0
Collins	4-16	0-0	4	4	8
Webb	0-0	0-0	0	0	0
Freeman	1-1	0-0	1	0	2
Littlejohn	0-0	0-0	0	0	0
Gamble	0-0	0-0	0	0	0
Team			9		
Totals	26-64	9-9	41	19	61

Site: Los Angeles. Attendance: 5,365. Halftime: Tennessee 28, Southern California 26. Officials: Bob Olsen, Marcy Weston. Semifinals: Tennessee 82, Cheyney 73; Southern California 62, Louisiana Tech 57.

1985 CHAMPIONSHIP GAME OLD DOMINION 70, GEORGIA 65



The 1984-85 Old Dominion Lady Monarchs. Front Row (L-R): Mgr. Trish Vantucci, Mgr. Beth Calder, Joann Beatty, Bridget Jenkins, Marie Christian, Lisa Blais, Mgr. Lisa Hendrick. Back Row: Liz Connahan, Tracy Claxton, Medina Dixon, Dawn Cullen, Donna Harrington, Adrienne Goodson, Alphelia Jenkins.

Old Dominion	FG-FGA	FT-FTA	REB	PF	TP
Claxton	7-17	3-4	20	3	17
Goodson	3-10	3-4	6	0	9
Dixon	9-21	0-3	15	3	18
Christian	4-9	3-4	2	5	11
Jenkins	2-7	2-2	4	1	6
Cullen	2-7	1-2	3	1	5
Blais	0-0	0-0	0	1	0
Harrington	2-5	0-2	5	3	4
Jenkins, A.	0-0	0-0	0	0	0
Team			2		
Totals	29-76	12-21	57	17	70
Georgia	FG-FGA	FT-FTA	REB	PF	TP
Harris	6-10	1-3	6	3	13
O'Connor	4-8	2-2	5	3	10
McClain	3-7	2-3	8	5	8
Abrams	0-1	4-4	0	1	4
Edwards	5-15	1-2	1	5	11
Waites	8-14	3-4	3	2	19
Bootz	0-2	0-0	3	4	0
Team			4		
Totals	26-57	13-18	30	23	65

Site: Austin, Texas. Attendance: 7,597. Halftime: Georgia 31, Old Dominion 30. Officials: June Courteau, Bill Stokes. Semifinals: Old Dominion 57, La.-Monroe 47; Georgia 91, Western Ky. 78.

1986 CHAMPIONSHIP GAMETEXAS 97, SOUTHERN CALIFORNIA 81

Texas	FG-FGA	FT-FTA	REB	PF	TP
Harris	7-13	0-0	4	4	14
Lloyd	2-6	1-1	4	3	5
Smith, Annette	2-4	0-0	4	4	4
Williams	6-7	1-2	1	5	13
Ethridge	1-5	1-2	7	2	3
Smith, Audrey	0-3	0-0	0	0	0
Hemphill	3-4	2-2	2	4	8
Davis	9-14	6-8	14	2	24
Jones	0-0	1-2	0	0	1
Wimbish	4-4	2-3	1	1	10
Priddy	6-8	3-4	5	2	15
Team			0		
Totals	29-65	23-29	32	21	81
Southern California	FG-FGA	FT-FTA	REB	PF	TP
Ford	4-7	1-2	5	3	9
Miller	2-11	12-13	6	5	16
Nelson	5-11	3-4	6	4	13
Windham	5-9	2-3	2	0	12
Cooper	11-22	5-6	4	5	27
Howell	1-3	0-1	3	2	2
Wright	1-1	0-0	1	0	2
Pyers	0-1	0-0	1	0	0
Ward	0-0	0-0	0	0	0
Bond	0-0	0-0	1	2	0
Team			3		
Totals	40-68	17-24	42	27	97

Site: Lexington, Ky. Attendance: 5,662. Halftime: Texas 45, Southern California 35. Officials: June Courteau, Bob Olsen. Semifinals: Texas 90, Western Ky. 65; Southern California 83, Tennessee 59.



The 1985-86 Texas Lady Longhorns. Front Row (L-R): Pennee Hall, Beverly Williams, Audrey Smith, Kamie Ethridge. Second Row: Wanda Gardner, Yulonda Wimbish, Paulette Moegle, C.J. Jones, Fran Harris. Back Row: Annette Smith, Cara Priddy, Michele Eglinger, Andrea Lloyd, Clarissa Davis, Gay Hemphill.

1987 CHAMPIONSHIP GAMETENNESSEE 67, LOUISIANA TECH 44

Tennessee	FG-FGA	FT-FTA	REB	PF	TP
Gordon	5-19	3-4	12	3	13
Horton	4-8	1-2	5	3	9
Spinks	1-3	0-0	1	2	2
Sexton	4-8	0-0	2	3	8
Edwards	4-13	5-8	7	4	13
Marsh	1-2	4-4	3	1	6
Frost	6-10	1-5	8	2	13
McCray	0-0	0-0	0	2	0
Webb	1-3	1-1	2	1	3
Littlejohn	0-1	0-0	1	0	0
Tuggle	0-0	0-0	0	0	0
McGhee	0-0	0-0	0	0	0
Team			6		
Totals	26-67	15-24	47	21	67
Louisiana Tech	FG-FGA	FT-FTA	REB	PF	TP
Davis	0-0	1-3	6	1	1
Lewis	4-11	4-6	7	3	12
Harrison	3-11	2-5	8	5	8
Weatherspoon	4-11	3-3	3	5	11
Lawson	1-4	0-0	1	2	2
Stall	3-7	2-3	7	4	8
Westbrooks	0-3	0-2	3	0	0
Chambless	0-0	0-0	0	0	0
McDonald	1-1	0-0	0	0	2
Team			1		
Totals	16-48	12-22	36	20	44

Site: Austin, Texas. Attendance: 9,823. Halftime: Tennessee 33, Louisiana Tech 24. Officials: June Courteau, Paity Broderick. Semifinals: Tennessee 74, Long Beach St. 64; Louisiana Tech 79, Texas 75.



The 1986-87 Tennessee Lady Volunteers. Front Row (L-R): Shelley Sexton, Tonya Edwards, Dawn Marsh, Lisa Webb, Sabrina Mott, Melissa McCray. Back Row: Bridgette Gordon, Kathy Spinks, Carla McGhee, Sheila Frost, Cheryl Littlejohn, Karla Horton, Jennifer Tuggle.

1988 CHAMPIONSHIP GAME LOUISIANA TECH 56, AUBURN 54



The 1987-88 Louisiana Tech Lady Techsters. Front Row (L-R): Sheila Ethridge, Lisa Harvey, Melinda Chambless, Teresa Weatherspoon, Angela Lawson, Phoebe Dunn, Terri Meyer. Back Row: Asst. Coach Kim Mulkey-Robertson, Head Coach Leon Barmore, Beanie Lincoln, Tatia Brown, Jocelyn Watson, Venus Lacy, Erica Westbrook, Nora Lewis, Paulette Stall, Asst. Coach Mary Kay Hungate, Asst. Coach Jennifer White, Mgr. Amy Ringheim.

Louisiana Tech	FG-FGA	FT-FTA	REB	PF	TP
Lewis	3-14	0-0	12	3	6
Westbrooks	12-17	1-3	7	3	25
Lacy	2-7	0-0	8	0	4
Weatherspoon	2-4	1-3	3	2	5
Lawson	4-9	2-2	1	0	10
Ethridge	3-7	0-0	1	3	6
Team			1		
Totals	26-58	4-8	33	11	56
Auburn	FG-FGA	FT-FTA	REB	PF	TP
M. Bolton	2-7	2-2	3	2	6
Stewart	1-6	1-2	3	4	3
Orr	5-12	1-2	2	2	11
McNeil	5-11	5-6	11	3	16
R. Bolton	7-11	0-0	4	2	16
Godby	1-3	0-0	2	3	2
Scruggs	0-1	0-0	0	0	0
McGilberry	0-0	0-0	0	1	0
Team			5		
Totals	21-51	9-12	30	17	54

Site: Tacoma, Wash. Attendance: 8,448. Halftime: Auburn 31, Louisiana Tech 19. Three-point field goals: Louisiana Tech 0-1 (Weatherspoon 0-1); Auburn 3-4 (R. Bolton 2-2, McNeil 1-2). Officials: Patty Broderick, Art Bomengen. Semifinals: Louisiana Tech 68, Tennessee 59; Auburn 68, Long Beach St. 55.

1989 CHAMPIONSHIP GAME TENNESSEE 76, AUBURN 60



The 1988-89 Tennessee Lady Volunteers. Front Row (L-R): Debbie Hawhee, Melissa McCray, Tonya Edwards, Debbie Scott, Regina Clark. Back Row: Bridgette Gordon, Carla McGhee, Sheila Frost, Daedra Charles, Kelli Casteel, Dena Head.

Tennessee	FG-FGA	FT-FTA	REB	PF	TP
Gordon	11-21	5-6	11	3	27
McGhee	1-3	1-2	4	0	3
Frost	2-8	2-3	12	4	6
Head	6-12	7-9	3	4	19
McCray	2-10	2-2	6	1	6
Charles	5-7	3-4	7	2	13
Scott	1-4	0-0	1	0	2
Casteel	0-0	0-0	0	0	0
Hawhee	0-0	0-0	0	0	0
Clark	0-1	0-0	0	0	0
Team			1		
Totals	28-66	20-26	45	14	76
Auburn	FG-FGA	FT-FTA	REB	PF	TP
McGilberry	0-2	0-1	4	2	0
Scruggs	2-9	2-3	0	4	6
Orr	8-15	0-0	11	1	16
Jones	5-10	2-2	4	3	12
Bolton	5-11	0-0	6	4	10
Godby	5-11	3-4	3	4	13
Tremittiere	1-1	0-0	1	2	2
Stevenson	0-1	1-2	0	2	1
Mago	0-0	0-0	0	0	0
Thompson	0-0	0-0	1	2	0
Ciampi	0-0	0-0	0	0	0
Team			0		
Totals	26-60	8-12	30	24	60

Site: Tacoma, Wash. Attendance: 9,758. Halftime: Tennessee 35, Auburn 27. Officials: Patty Broderick, June Courteau. Semifinals: Auburn 76, Louisiana Tech 71; Tennessee 77, Maryland 65.

THE TOURNAMENT FIELD

1990 CHAMPIONSHIP GAMESTANFORD 88, AUBURN 81

Stanford	FG-FGA	FT-FTA	REB	PF	TP
Steding	6-18	0-0	7	3	18
Zeilstra	2-8	5-5	6	2	9
Stevens	6-13	4-5	10	4	16
Azzi	5-10	3-5	4	5	17
Henning	6-11	8-11	9	0	21
Whiting	3-6	1-5	4	1	7
Richards	0-0	0-0	0	1	0
Parson	0-0	0-0	0	0	0
Team			9		
Totals	28-66	21-31	49	16	88
Auburn	FG-FGA	FT-FTA	REB	PF	TP
Thompson	3-11	2-2	2	5	10
Mago	2-6	0-2	5	3	4
Hayden	6-8	3-6	5	3	15
Tremittiere	7-9	1-2	5	1	17
Jones	7-17	8-9	9	4	24
Godby	4-10	1-3	4	5	9
Stevenson	1-2	0-0	3	3	2
Freeman	0-0	0-0	1	1	0
Team			2		
Totals	30-63	15-24	36	25	81

Site: Knoxville, Tenn. Attendance: 20,023. Halftime: Auburn 41, Stanford 41. Three-point field goals: Auburn 6-12 (Thompson 2-2, Tremittiere 2-2, Jones 2-6, Godby 0-1, Stevenson 0-1); Stanford 11-26 (Steding 6-15, Azzi 4-8, Henning 1-3). Officials: Art Bomengen, Sally Bell. Semifinals: Auburn 81, Louisiana Tech 69; Stanford 75, Virginia 66.



The 1989-90 Stanford Cardinal. Front Row (L-R): Mally Goodenbour, Sonja Henning, Stacy Parson, Jennifer Azzi, Katy Steding, Martha Richards, Angela Taylor, Chris MacMurdo. Back Row: Trainer Patti Millson, Asst. Trainer Ann Adkins, Mgr. Leslie Crandell, Assoc. Coach Amy Tucker, Julie Zeilstra, Val Whiting, Trisha Stevens, Mgr. Chris Jones, Asst. Coach Renee Brown, Head Coach Tara VanDerveer, Asst. Coach Julie Plank, Head Mgr. Marla Tuchinsky.

1991 CHAMPIONSHIP GAMETENNESSEE 70, VIRGINIA 67

Tennessee	FG-FGA	FT-FTA	REB	PF	TP
Adams	0-7	2-4	2	3	2
Clark	0-1	0-0	0	0	0
Head	9-17	10-14	9	3	28
Evans	3-5	1-3	2	5	7
Harrison	3-10	2-3	13	3	8
Charles	7-13	5-7	12	5	19
Caldwell	1-1	0-1	3	2	2
Casteel	1-7	2-3	5	2	4
Team			3		
Totals	24-61	22-35	49	23	70
Virginia	FG-FGA	FT-FTA	REB	PF	TP
Evans	0-0	0-0	0	1	0
Ward	0-0	1-2	1	0	1
Wagner	1-1	0-1	6	3	2
Cardoza	4-11	2-2	1	5	11
Staley	11-26	3-4	11	5	28
Burge, Heather	5-11	0-3	11	4	10
Reiss	3-12	1-4	1	2	7
Burge, Heidi	4-5	0-1	6	5	8
Smith	0-0	0-2	5	2	0
Team			3		
Totals	28-66	7-19	45	27	67

Site: New Orleans. Attendance: 7,865. Halftime: Tennessee 27, Virginia 26. Three-point field goals: Virginia 4-8 (Staley 3-5, Cardoza 1-2, Reiss 0-1); Tennessee 0-3 (Adams 0-3). Officials: Patti Broderick, Lou Pitt. Semifinals: Virginia 61, Connecticut 55; Tennessee 68, Stanford 60.



The 1990-91 Tennessee Lady Volunteers. Front Row (L-R): Jody Adams, Dena Head, Nikki Caldwell, Lisa Harrison, Regina Clark. Back Row: Peggy Evans, Debbie Hawhee, Daedra Charles, Kelli Casteel, Marlene Jeter.

1992 CHAMPIONSHIP GAMESTANFORD 78, WESTERN KY. 62



The 1991-92 Stanford Cardinal. Front Row (L-R): Bobbie Kelsey, Molly Goodenbour, Christy Hedgpeth, Angela Taylor, Ann Adkins, Tanda Rucker, Niki Sevillian, Kate Paye. Back Row: Trainer Karen Middleton, Asst. Coach Julie Plank, Head Coach Tara VanDerveer, Asst. Coach Lisa McNamee, Asst. Mgr. Raymond John, Chris MacMurdo, Val Whiting, Anita Kaplan, Rachel Hemmer, Kelly Dougherty, Asst. Mgr. Art Romero, Assoc. Coach Amy Tucker, Asst. Coach Carolyn Jenkins, Mgr. Angela Young, Assoc. Mgr. Marla Tuchinsky.

Stanford	FG-FGA	FT-FTA	REB	PF	TP
MacMurdo	3-5	3-4	11	1	9
Hemmer	5-12	8-11	15	3	18
Whiting	4-10	8-9	13	1	16
Goodenbour	3-10	5-6	3	2	12
Hedgpeth	6-15	3-3	2	2	17
Kaplan	1-3	0-0	1	1	2
Rucker	0-0	0-0	1	0	0
Dougherty	0-0	0-0	1	0	0
Paye	0-0	4-4	0	2	4
Taylor	0-0	0-0	0	1	0
Adkins	0-0	0-0	0	0	0
Sevillian	0-0	0-0	0	0	0
Team			4		
Totals	22-55	31-37	51	13	78
Western Ky.	FG-FGA	FT-FTA	REB	PF	TP
Scott	1-7	0-0	4	3	2
Lang	5-11	8-12	12	5	18
Monroe	3-12	2-2	6	3	8
Westmoreland	2-10	0-0	1	5	6
Pehlke	6-16	0-0	3	3	16
Houk	0-1	0-0	1	1	0
Wilson	1-3	0-2	3	1	2
Jordan	2-4	0-0	4	2	5
Robinson	0-1	0-0	0	1	0
Berryman	0-2	2-2	1	2	2
Cook	1-4	1-2	3	1	3
Team			4		
Totals	21-71	13-20	42	27	62

Site: Los Angeles. Attendance: 12,072. Halftime: Stanford 37, Western Ky. 27. Three-point field goals: Stanford 3-14 (Hedgpeth 2-7, Goodenbour 1-7); Western Ky. 7-19 (Pehlke 4-8, Westmoreland 2-5, Jordan 1-3, Robinson 0-1, Cook 0-2). Officials: Patty Broderick, Bill Stokes. Semifinals: Stanford 66, Virginia 65; Western Ky. 84, Missouri St. 72.

1993 CHAMPIONSHIP GAMETEXAS TECH 84, OHIO ST. 82



The 1992-93 Texas Tech Lady Raiders. Front Row (L-R): Melinda White, Diana Kersey, Sheryl Swoopes, Krista Kirkland, Cynthia Clinger, Nikki Heath. Back Row: Michelle Thomas, Patrice Conwright, Stephanie Scott, Noel Johnson, Janice Farris, Kim Pruitt, Michi Atkins.

Texas Tech	FG-FGA	FT-FTA	REB	PF	TP
Kirkland	5-10	1-5	3	2	14
Swoopes	16-24	11-11	5	4	47
Clinger	3-5	1-1	5	5	7
Johnson	2-7	4-4	0	1	8
Scott	2-3	0-0	3	3	4
Atkins	1-3	2-2	6	2	4
Farris	0-1	0-0	0	2	0
Team			2		
Totals	29-53	19-23	24	19	84
Ohio St.	FG-FGA	FT-FTA	REB	PF	TP
Smith	11-20	5-7	11	3	28
Keyton	6-12	7-7	8	4	19
Howard	0-0	2-2	1	1	2
Burcy	3-15	3-4	5	4	12
Roberts	5-11	1-1	3	4	13
Negri	2-2	1-1	5	3	5
Ingwersen	0-0	0-0	0	0	0
Johnson	0-0	0-0	0	0	0
Sebastian	0-1	0-0	0	2	0
Bond	1-3	0-0	2	4	3
Team			6		
Totals	28-64	19-22	41	25	82

Site: Atlanta. Attendance: 16,141. Halftime: Texas Tech 40, Ohio St. 31. Three-point field goals: Texas Tech 7-17 (Swoopes 4-6, Kirkland 3-6, Scott 0-1, Johnson 0-4); Ohio St. 7-22 (Burcy 3-11, Roberts 2-5, Bond 1-2, Smith 1-2, Keyton 0-2). Officials: Sally Bell, Dee Kantner. Semifinals: Ohio St. 73, Iowa 72 (ot); Texas Tech 60, Vanderbilt 46.

1994 CHAMPIONSHIP GAME NORTH CAROLINA 60, LOUISIANA TECH 59

North Carolina	FG-FGA	FT-FTA	REB	PF	TP
Cooper	0-2	0-1	0	0	0
Smith	7-19	5-7	23	2	20
Crawley	4-7	6-8	4	2	14
Jones	0-5	2-3	2	3	2
Sampson	9-25	0-0	8	4	21
Lawrence	1-2	0-0	4	1	3
McKee	0-0	0-0	0	0	0
Suddreth	0-0	0-0	0	1	0
Gear	0-1	0-0	1	1	0
Team			6		
Totals	21-61	13-19	48	14	60
Louisiana Tech	FG-FGA	FT-FTA	REB	PF	TP
Brown, A.	2-6	0-0	2	3	4
Johnson	6-15	0-0	10	2	12
Spurlock	1-4	0-0	6	4	2
Thomas	6-14	2-2	4	3	15
Williams	4-19	0-1	6	0	8
Neal	0-3	6-8	2	2	6
Brown, L.	1-2	0-0	2	5	2
Riser	0-0	0-0	1	0	0
Walker	5-7	0-0	5	0	10
Team			6		
Totals	25-70	8-11	44	19	59

Site: Richmond, Va. Attendance: 11,966. Halftime: Louisiana Tech 32, North Carolina 32. Three-point field goals: Louisiana Tech 1-8 (Thomas 1-1, Williams 0-4, Johnson 0-2, A. Brown 0-1); North Carolina 5-13 (Sampson 3-7, Smith 1-3, Lawrence 1-1, Cooper 0-1, Jones 0-1). Officials: June Courteau, John Morningstar. Semifinals: Louisiana Tech 69, Alabama 66; North Carolina 89, Purdue 74.



The 1993-94 North Carolina Tar Heels. Front Row (L-R): Mgr. Lynn Glover, Stud. Asst. Toni Montgomery, Carrie McKee, Maja Vukojicic, Gwendlyn Gillingham, Sylvia Crawley, Tonya Sampson, Asst. Coach Emily Johnson, Mgr. Carla Chapman. Back Row: Asst. Coach Andrew Calder, Academic Counselor Jan Boxill, Jill Suddreth, Marion Jones, Tonya Jackson, Charlotte Smith, Stephanie Lawrence, Tonya Cooper, Lori Gear, Kim Rouse, Strength Coach George Smith, Head Coach Sylvia Hatchell, Asst. Coach Ann Hancock.

1995 CHAMPIONSHIP GAME CONNECTICUT 70, TENNESSEE 64

Connecticut	FG-FGA	FT-FTA	REB	PF	TP
Elliott	5-7	3-4	7	3	13
Lobo	5-10	7-8	8	4	17
Wolters	4-9	2-4	3	4	10
Rizzotti	6-8	2-2	3	3	15
Webber	0-1	0-0	1	1	0
Berube	1-6	3-5	3	0	5
Sales	4-12	1-4	6	3	10
Team			12		
Totals	25-53	18-27	43	18	70
Tennessee	FG-FGA	FT-FTA	REB	PF	TP
McCray	3-12	1-2	5	2	7
Thompson	1-1	2-2	3	2	4
D. Johnson	3-11	3-3	10	2	9
Davis	5-12	0-1	5	4	11
Marciniak	3-11	1-3	0	3	8
M. Johnson	2-3	0-0	3	2	5
T. Johnson	3-7	1-1	5	3	7
Milligan	1-3	2-2	0	0	4
Ward	2-5	2-2	2	3	6
Conklin	1-1	0-0	1	1	3
Team			3		
Totals	24-66	12-16	37	22	64

Site: Minneapolis. Attendance: 18,038. Halftime: Tennessee 38, Connecticut 32. Three-point field goals: Tennessee 4-14 (Conklin 1-1, M. Johnson 1-2, Davis 1-4, Marciniak 1-6, McCray 0-1); Connecticut 2-10 (Rizzotti 1-2, Sales 1-4, Berube 0-1, Webber 0-1, Lobo 0-2). Officials: Dee Kantner, Larry Sheppard. Semifinals: Tennessee 73, Georgia 51; Connecticut 87, Stanford 60.



The 1994-95 Connecticut Huskies. Front Row (L-R): Kim Better, Carla Berube, Pam Webber, Rebecca Lobo, Jennifer Rizzotti, Missy Rose. Back Row: Head Coach Geno Auriemma, Asst. Coach Tonya Cardoza, Nykeshia Sales, Kelley Hunt, Kara Wolters, Brena Marquis, Jamelle Elliott, Asst. Coach Meghan Pattysyn, Assoc. Coach Chris Dailey.

1996 CHAMPIONSHIP GAME TENNESSEE 83, GEORGIA 65



The 1995-96 Tennessee Lady Volunteers. Front Row (L-R): Laurie Milligan, Michelle Marciniak, Latina Davis, Misty Greene, Kim Smallwood. Back Row: Brynae Laxton, Pashen Thompson, Tiffani Johnson, Abby Conklin, Chamique Holdsclaw, Kellie Jolly.

Tennessee	FG-FGA	FT-FTA	REB	PF	TP
Marciniak	5-13	0-1	4	1	10
Johnson	7-10	2-2	5	2	16
Davis	2-10	4-8	7	2	8
Smallwood	0-0	1-2	1	0	1
Milligan	0-1	0-0	0	0	0
Greene	0-1	0-0	0	0	0
Jolly	1-1	0-1	0	2	2
Holdsclaw	6-16	4-5	14	0	16
Laxton	2-7	0-0	3	1	4
Thompson	4-6	4-6	11	3	12
Conklin	5-8	0-0	4	2	14
Team			5		
Totals	32-73	15-25	54	13	83
Georgia	FG-FGA	FT-FTA	REB	PF	TP
Frett	10-18	4-4	16	1	25
Irwin	1-3	0-0	2	0	3
Roundtree	3-14	1-2	5	1	8
Powell	0-1	0-0	0	1	0
Antvorskov	0-0	0-0	0	2	0
Thompson	0-0	0-0	1	0	0
Taylor	0-1	0-0	1	0	0
Holland	4-12	1-1	1	4	11
Bush	1-4	0-0	2	4	2
Henderson	8-15	0-1	7	4	16
Walker	0-1	0-0	2	0	0
Decker	0-2	0-0	2	4	0
Walls	0-0	0-0	0	1	0
Team			0		
Totals	27-71	6-8	39	22	65

Site: Charlotte, N.C. Attendance: 23,291. Halftime: Tennessee 42, Georgia 37. Three-point field goals: Georgia 5-24 (Frett 1-1, Irwin 1-3, Roundtree 1-7, Powell 0-1, Taylor 0-1, Holland 2-8, Bush 0-2, Decker 0-1); Tennessee 4-9 (Marciniak 0-2, Johnson 0-1, Davis 0-1, Conklin 4-5). Officials: Sally Bell, Dee Kantner, Violet Palmer. Semifinals: Georgia 86, Stanford 76; Tennessee 88, Connecticut 83 (ot).

THE TOURNAMENT FIELD

1997 CHAMPIONSHIP GAME TENNESSEE 68, OLD DOMINION 59



The 1996-97 Tennessee Lady Vols. Front Row (L-R): Chamique Holdsclaw, Brynae Laxton, Laurie Milligan, Niya Butts, Misty Greene. Back Row: Kyra Elzy, Tiffani Johnson, LaShonda Stephens, Abby Conklin, Pashen Thompson, Kellie Jolly.

Tennessee	FG-FGA	FT-FTA	REB	PF	TP
Johnson	4-4	0-0	3	2	8
Holdsclaw	11-20	2-3	7	2	24
Thompson	4-4	0-3	6	2	8
Elzy	1-3	0-1	3	2	2
Jolly	1-5	2-2	0	2	5
Butts	4-7	0-0	2	0	8
Milligan	0-0	0-0	0	0	0
Greene	0-1	1-2	1	0	1
Laxton	0-0	0-0	0	0	0
Stephens	0-0	0-0	0	1	0
Conklin	4-5	2-2	1	2	12
Team			6		
Totals	29-49	7-13	29	13	68
Old Dominion	FG-FGA	FT-FTA	REB	PF	TP
Andrade	2-7	0-0	0	5	4
Machanguana	7-13	2-2	10	5	16
Roberts	6-8	1-2	9	2	13
Himes	0-1	0-0	0	0	0
Penicheiro	4-13	2-2	6	2	10
Eller	2-4	0-0	3	0	5
Eblin	3-11	2-4	1	0	11
Small	0-0	0-0	3	1	0
Diaz	0-5	0-0	0	1	0
Bradley	0-0	0-0	0	0	0
Team			2		
Totals	24-62	7-10	34	16	59

Site: Cincinnati. Attendance: 16,714. Halftime: Tennessee 34, Old Dominion 22. Three-point field goals: Old Dominion 4-18 (Eller 1-2, Eblin 3-10, Penicheiro 0-1, Diaz 0-2, Andrade 0-3); Tennessee 3-5 (Conklin 2-2, Jolly 1-3). Officials: Dee Kantner, Yvette McKinney, Violet Palmer. Semifinals: Old Dominion 83, Stanford 82 (ot); Tennessee 80, Notre Dame 66.

1998 CHAMPIONSHIP GAME **TENNESSEE 93, LOUISIANA TECH 75**

Tennessee	FG-FGA	FT-FTA	REB	PF	TP
Holdsclaw	11-25	3-4	10	2	25
Catchings	8-16	11-13	7	3	27
Stephens	0-2	0-0	2	2	0
Jolly	7-10	2-2	4	2	20
Randall	4-9	2-4	8	2	10
Butts	1-1	0-0	1	0	2
Elzy	0-1	0-0	0	0	0
Milligan	0-0	0-0	0	0	0
Greene	0-0	0-0	0	0	0
Laxton	0-0	0-0	1	0	0
Clement	3-4	0-0	1	1	6
Geter	1-1	1-2	7	3	3
Team			6		
Totals	35-69	19-25	47	13	93
Louisiana Tech	FG-FGA	FT-FTA	REB	PF	TP
Maxwell	7-12	0-0	8	3	15
Wilson	2-6	0-0	5	4	4
Burras	9-16	1-5	10	3	19
Stallworth	0-6	2-2	1	0	2
Jackson	11-25	0-0	4	2	26
Cochran	0-0	0-0	0	0	0
Scheppmann	1-5	0-0	0	2	3
Gilmore	0-0	2-2	1	0	2
Bowman	2-3	0-1	0	2	4
Team			5		
Totals	32-73	5-10	34	16	75

Site: Kansas City, Mo. Attendance: 17,976. Halftime: Tennessee 55, Louisiana Tech 32. Three-point field goals: Louisiana Tech 6-18 (Jackson 4-12, Scheppman 1-2, Maxwell 1-3, Stallworth 0-1); Tennessee 4-9 (Jolly 4-5, Catchings 0-4). Officials: Sally Bell, Bob Trammell, Wesley Dean. Semifinals: Tennessee 86, Arkansas 58; Louisiana Tech 84, North Carolina St. 65.



The 1997-98 Tennessee Lady Vols. Front Row (L-R): Brynae Laxton, Kristen Clement, Niya Butts, Laurie Milligan, Misty Greene, Semeka Randall. Back Row: Kyra Elzy, Teresa Geter, LaShonda Stephens, Tamika Catchings, Chamiqwe Holdsclaw, Kellie Jolly.

1999 CHAMPIONSHIP GAME **PURDUE 62, DUKE 45**


Purdue	FG-FGA	FT-FTA	REB	PF	TP
White-McCarty	6-17	0-1	1	3	12
Duhart	2-3	1-2	5	3	5
Cooper	5-9	3-6	7	3	13
Figgs	5-15	8-9	3	1	18
Douglas	3-9	6-8	5	3	13
Crawford	0-0	0-0	0	1	0
Young	0-2	0-0	2	0	0
Komara	0-0	1-2	2	0	1
Team			8		
Totals	21-55	19-28	33	14	62
Duke	FG-FGA	FT-FTA	REB	PF	TP
Browne	2-13	1-2	9	2	5
Schweitzer	0-3	0-0	4	3	0
VanGorp	7-10	1-2	5	4	15
Howard	3-7	0-0	3	2	9
Erickson	3-9	0-0	2	5	8
Parent	2-3	2-2	5	3	6
Rice	1-5	0-0	8	3	2
Black	0-0	0-0	0	0	0
Gingrich	0-5	0-0	0	1	0
Team			2		
Totals	18-55	4-6	38	23	45

Site: San Jose, Calif. Attendance: 17,773. Halftime: Duke 22, Purdue 17. Three-point field goals: Duke 5-21 (Howard 3-6, Erickson 2-6, Rice 0-4, Gingrich 0-2, Browne 0-1, Schweitzer 0-1, VanGorp 0-1); Purdue 1-13 (Douglas 1-3, Figgs 0-5, White-McCarty 0-4, Young 0-1). Officials: Bob Trammell, Melissa Barlow, Teresa Dahlem. Semifinals: Purdue 77, Louisiana Tech 63; Duke 81, Georgia 69.



The 1998-99 Purdue Boilermakers. Front Row (L-R): Shayla Potter, Danielle Bird, Tiffany Young, Stephanie White-McCarty, Head Coach Carolyn Peck, Ukari Figgs, Michelle Duhart, Katie Douglas, Kelly Komara. Back Row: Stud. Trainer Michele Hayden, Mgr. Brandon Patchett, Mgr. Heather Scott, Mgr. Blake Morris, Mo-nique Langston, Amy Shaffer, Connie Murdock, Mary Jo Noon, Camille Cooper, Mackenzie Curless, Candi Crawford, Beth Lapaich, Asst. Coach Kerry Cremeans, Asst. Coach Seth Kushkin, Asst. Coach Pam Stackhouse.

2000 CHAMPIONSHIP GAME CONNECTICUT 71, TENNESSEE 52



The 1999-2000 Connecticut Huskies. Front Row (L-R): Marci Czel, Keirsten Walters, Stacy Hansmeyer, Paige Sauer, Shea Ralph, Sue Bird, Kennitra Johnson. Back Row: Asst. Coach Tonya Cardoza, Head Coach Geno Auriemma, Swin Cash, Svetlana Abrosimova, Christine Rigby, Kelly Schumacher, Tamika Williams, Asjha Jones, Asst. Coach Jamelle Elliott, Assoc. Head Coach Chris Dailey.

Connecticut	FG-FGA	FT-FTA	REB	PF	TP
Abrosimova	5-9	3-4	5	2	14
Cash	4-8	1-2	3	4	9
Schumacher	3-4	0-0	6	2	6
Bird	2-8	0-0	3	1	4
Ralph	7-8	1-2	3	3	15
Williams	3-4	0-0	2	4	6
Jones	5-14	2-3	8	1	12
Johnson	1-3	1-2	1	2	3
Hansmeyer	0-1	0-2	0	1	0
Sauer	1-1	0-0	1	0	2
Czel	0-0	0-0	0	0	0
Rigby	0-1	0-0	0	0	0
Team			2		
Totals	31-61	8-15	34	20	71
Tennessee	FG-FGA	FT-FTA	REB	PF	TP
Randall	1-11	4-6	8	1	6
Catchings	4-6	5-10	4	4	16
Snow	2-9	1-2	4	4	5
Elzy	3-5	2-2	5	2	8
Lawson	3-13	0-0	6	2	6
McDivitt	1-2	2-2	0	2	5
Jackson	2-4	0-0	7	0	4
Pillow	0-1	2-2	2	1	2
Butts	0-0	0-0	0	1	0
Team			3		
Totals	16-51	16-24	39	17	52

Site: Philadelphia. Attendance: 20,060. Halftime: Connecticut 32, Tennessee 19. Three-point field goals: Tennessee 4-7 (Catchings 3-3, Lawson 0-2, McDivitt 1-2); Connecticut 1-9 (Abrosimova 1-3, Bird 0-3, Johnson 0-2, Hansmeyer 0-1). Officials: Sally Bell, Dennis DeMayo, Art Bomengen. Semifinals: Tennessee 64, Rutgers 54; Connecticut 89, Penn St. 67.

2001 CHAMPIONSHIP GAME NOTRE DAME 68, PURDUE 66



The 2000-01 Notre Dame Fighting Irish. Front Row (L-R): Karen Swanson, Jeneka Joyce, Le'Tania Severe, Ericka Haney, Niele Ivey, Imani Dunbar, Monique Hernandez, Alicia Ratay. Back Row: Mgr. Gretchen Schumer, Marketing and Promotions Asst. Heather Maxwell, Strength Coach Tony Rolinski, Trainer Mike Miller, Asst. Coach Kevin McGuff, Asst. Coach Carol Owens, Meaghan Leahy, Ruth Riley, Kelley Siemon, Amanda Barksdale, Director of Basketball Operations Letitia Bowen, Stud. Asst. Ryan Becker, Head Coach Muffet McGraw, Asst. Coach Coquese Washington, Mgr. Jaime Morales.

Notre Dame	FG-FGA	FT-FTA	REB	PF	TP
Haney	6-11	1-2	5	3	13
Siemon	5-11	0-0	9	3	10
Riley	9-13	10-14	13	3	28
Ratay	1-6	0-0	4	4	3
Ivey	5-13	2-3	5	0	12
Joyce	0-2	2-2	0	1	2
Barksdale	0-0	0-0	2	0	0
Team			0		
Totals	26-56	15-21	38	14	68
Purdue	FG-FGA	FT-FTA	REB	PF	TP
Hurns	7-13	3-5	7	0	17
Wright	6-15	3-5	4	2	17
Cooper	3-9	0-0	6	4	6
Douglas	6-15	3-3	7	2	18
Komara	3-9	0-0	2	1	8
Hicks	0-0	0-0	0	0	0
Parks	0-3	0-0	2	1	0
Crawford	0-2	0-2	4	4	0
Noon	0-1	0-0	0	2	0
Team			9		
Totals	25-67	9-15	41	16	66

Site: St. Louis. Attendance: 20,551. Halftime: Purdue 32, Notre Dame 26. Three-point field goals: Purdue 7-17 (Wright 2-4, Douglas 3-6, Komara 2-5, Parks 0-2); Notre Dame 1-10 (Ratay 1-4, Ivey 0-4, Joyce 0-2). Officials: Sally Bell, Scott Yarbrough, Lisa Mattingly. Semifinals: Purdue 81, Missouri St. 64; Notre Dame 90, Connecticut 75.

THE TOURNAMENT FIELD

2002 CHAMPIONSHIP GAME CONNECTICUT 82, OKLAHOMA 70

Oklahoma	FG-FGA	FT-FTA	REB	PF	TP
Hill	3-10	1-2	8	4	9
Caufield	3-10	8-9	3	3	14
Dales	7-15	2-3	3	5	18
Ross	6-13	1-2	4	1	17
Talbert	2-6	2-2	4	2	6
Jackson	3-8	0-2	0	1	6
Selmon	0-0	0-0	0	1	0
Team			3		
Totals	24-62	14-20	25	17	70
Connecticut	FG-FGA	FT-FTA	REB	PF	TP
Taurasi	5-16	3-3	3	3	13
Bird	3-9	8-8	3	3	14
Jones	9-14	1-2	9	4	19
Cash	5-9	10-12	13	2	20
Williams	6-7	0-0	9	2	12
Conlon	0-0	0-0	2	1	0
Marron	0-0	0-0	0	0	0
Battle	1-1	0-0	0	1	2
Moore	1-1	0-0	1	0	2
Team			4		
Totals	30-57	22-25	44	16	82

Site: San Antonio. Attendance: 29,619. Halftime: Connecticut 42, Oklahoma 30. Three-point field goals: Oklahoma 8-20 (Hill 2-3, Caufield 0-1, Dales 2-4, Ross 4-10, Jackson 0-2); Connecticut 0-9 (Taurasi 0-6, Bird 0-3). Disqualifications: Dales. Officials: Scott Yarbrough, Lisa Mattingly, Melissa Barlow. Semifinals: Oklahoma 86, Duke 71; Connecticut 79, Tennessee 56.



The 2001-02 Connecticut Huskies: Front Row (L-R): Tamika Williams, Swin Cash, Stacey Marron, Sue Bird, Maria Conlon, Jessica Moore, Asjha Jones. Back Row: Ashley Battle, Morgan Valley, Asst. Coach Jamelle Elliott, Head Coach Geno Auriemma, Assoc. Head Coach Chris Dailey, Asst. Coach Tonya Cardoza, Diana Taurasi, Ashley Valley.

2003 CHAMPIONSHIP GAME CONNECTICUT 73, TENNESSEE 68

Tennessee	FG-FGA	FT-FTA	REB	PF	TP
G. Jackson	6-14	3-6	9	3	15
Ely	3-6	0-0	2	1	6
Butts	2-4	0-0	1	3	4
Lawson	5-13	5-5	5	1	18
Moore	2-4	0-0	2	1	5
Zolman	0-0	0-0	2	2	0
B. Jackson	4-10	2-2	5	3	13
Robinson	1-2	1-6	8	2	3
McDaniel	1-3	0-0	2	2	2
Fluker	1-1	0-0	1	0	2
Team			3		
Totals	25-57	11-19	40	18	68
Connecticut	FG-FGA	FT-FTA	REB	PF	TP
Taurasi	8-15	8-8	4	2	28
Turner	5-7	0-0	1	3	10
Moore	2-5	0-0	4	2	4
Conlon	3-7	2-4	4	2	11
Strother	6-11	2-2	3	2	17
Battle	0-3	0-0	0	0	0
Crockett	1-1	1-2	6	5	3
Team			0		
Totals	25-49	13-16	22	16	73

Site: Atlanta. Attendance: 28,210. Halftime: Connecticut 35, Tennessee 30. Three-point field goals: Tennessee 7-18 (G. Jackson 0-2, Lawson 3-8, Moore 1-1, B. Jackson 3-7); Connecticut 10-21 (Taurasi 4-9, Conlon 3-5, Strother 3-7). Officials: Lisa Mattingly, Melissa Barlow, Wesley Dean. Semifinals: Tennessee 66, Duke 56; Connecticut 71, Texas 69.



The 2002-03 Connecticut Huskies: Front Row (L-R): Barbara Turner, Diana Taurasi, Ashley Valley, Head Coach Geno Auriemma, Stacey Marron, Ashley Battle, Maria Conlon. Back Row: Asst. Coach Jamelle Elliott, Assoc. Head Coach Chris Dailey, Morgan Valley, Ann Strother, Jessica Moore, Willnett Crockett, Nicole Wolff, Asst. Coach Tonya Cardoza, Dir. of Basketball Operations Jack Eisenmann.

2004 CHAMPIONSHIP GAME CONNECTICUT 70, TENNESSEE 61



The 2003-04 Connecticut Huskies: Front Row (L-R): Barbara Turner, Ashley Valley, Kiana Robinson, Head Coach Geno Auriemma, Maria Conlon, Ashley Battle, Stacey Marron. Back Row: Dir. Of Basketball Operations Jack Eisenmann, Asst. Coach Jamelle Elliott, Morgan Valley, Ann Strother, Wilnett Crockett, Liz Sherwood, Jessica Moore, Diana Taurasi, Nicole Wolff, Assoc. Head Coach Chris Dailey, Asst. Coach Tonya Cardoza.

Connecticut	FG-FGA	FT-FTA	REB	PF	TP
Turner	4-12	3-6	9	2	12
Moore	6-9	2-2	9	3	14
Taurasi	6-11	2-4	3	1	17
Conlon	1-4	4-4	2	0	7
Strother	1-2	3-3	2	1	14
Battle	1-4	0-0	1	1	3
Crockett	0-0	1-1	2	2	3
Team			3		
Totals	24-51	15-20	31	10	70
Tennessee	FG-FGA	FT-FTA	REB	PF	TP
Davis	3-8	0-0	1	5	6
Ely	4-10	2-4	7	2	10
Robinson	6-10	1-4	7	1	13
Butts	1-10	6-6	6	2	8
Zolman	6-11	4-4	9	2	19
Spencer	0-1	0-0	1	4	0
Redding	0-1	0-0	0	0	0
B. Jackson	1-7	0-0	1	2	3
Fluker	1-3	0-0	1	0	2
Team			6		
Totals	22-61	13-18	39	18	61

Site: New Orleans. Attendance: 18,211. Halftime: Connecticut 30, Tennessee 24. Three-point field goals: Connecticut 7-14 (Turner 1-2, Taurasi 3-7, Conlon 1-2, Strother 1-2, Battle 1-1); Tennessee 4-16 (Butts 0-6, Zolman 3-6, B. Jackson 1-4). Officials: Lisa Mattingly, Dee Kantner, Bryan Enterline. Semifinals: Tennessee 52, LSU 50; Connecticut 67, Minnesota 58.

THE TOURNAMENT FIELD

2005 CHAMPIONSHIP GAME BAYLOR 84, MICHIGAN ST. 62




The 2004-05 Baylor Lady Bears: Front Row (L-R): Sophia Young, Chameka Scott, Steffanie Blackmon. Second Row: Latoya Wyatt, Jordan Davis, Chelsea Whitaker, Monique Jones. Third Row: Angela Tisdale, Chisa Ononiwu, Victoria Jones. Back Row: Chanelle Fox, Melanie Hamerly, Emily Niemann, Abiola Wabara.

Baylor	FG-FGA	FT-FTA	REB	PF	TP
Young	10-19	6-9	9	1	26
Wabara	0-1	0-0	2	1	0
Blackmon	8-19	6-8	7	2	22
Whitaker	0-2	0-1	5	1	0
Scott	3-3	0-0	4	0	7
Wyatt	3-5	2-4	6	4	8
Tisdale	0-2	2-2	0	2	2
Fox	0-0	0-0	2	0	0
M. Jones	0-0	0-0	0	0	0
Ononiwu	0-0	0-0	0	0	0
V. Jones	0-0	0-0	0	0	0
Davis	0-0	0-0	0	0	0
Hamerly	0-0	0-0	0	0	0
Niemann	6-10	2-2	3	1	19
Team			7		
Totals	30-61	18-26	45	12	84
Michigan St.	FG-FGA	FT-FTA	REB	PF	TP
Shimek	3-6	0-0	5	3	7
Roehrig	3-8	2-2	5	3	8
Haynie	7-14	3-5	1	4	17
Bowen	5-14	8-10	3	0	20
Lucas-Perry	3-6	0-0	2	3	7
Haynes	0-3	1-2	2	2	1
Dwyer	0-0	0-0	1	0	0
Small	0-0	0-0	0	0	0
Grantham	0-0	0-0	0	2	0
Bannister	0-0	0-0	0	0	0
Hall	1-2	0-0	1	2	2
Team			2		
Totals	22-53	14-19	22	19	62


Site: Indianapolis. Attendance: 28,937. Halftime: Baylor 37, Michigan St. 25. Three-point field goals: Baylor 6-12 (Wabara 0-1, Scott 1-1, Wyatt 0-1, Tisdale 0-1, Niemann 5-8); Michigan St. 4-18 (Shimek 1-2, Haynie 0-3, Bowen 2-9, Lucas-Perry 1-3, Haynes 0-1). Officials: Melissa Barlow, Lisa Mattingly, Scott Yarbrough. Semifinals: Baylor 68, LSU 57; Michigan St. 68, Tennessee 64.

1982 Championship Bracket



*Automatic selection


1983 Championship Bracket



* Automatic selection
at Salem, OR




1984 Championship Bracket



* Automatic selection
at Los Angeles


1985 Championship Bracket



* Automatic selection
Appearance later vacated

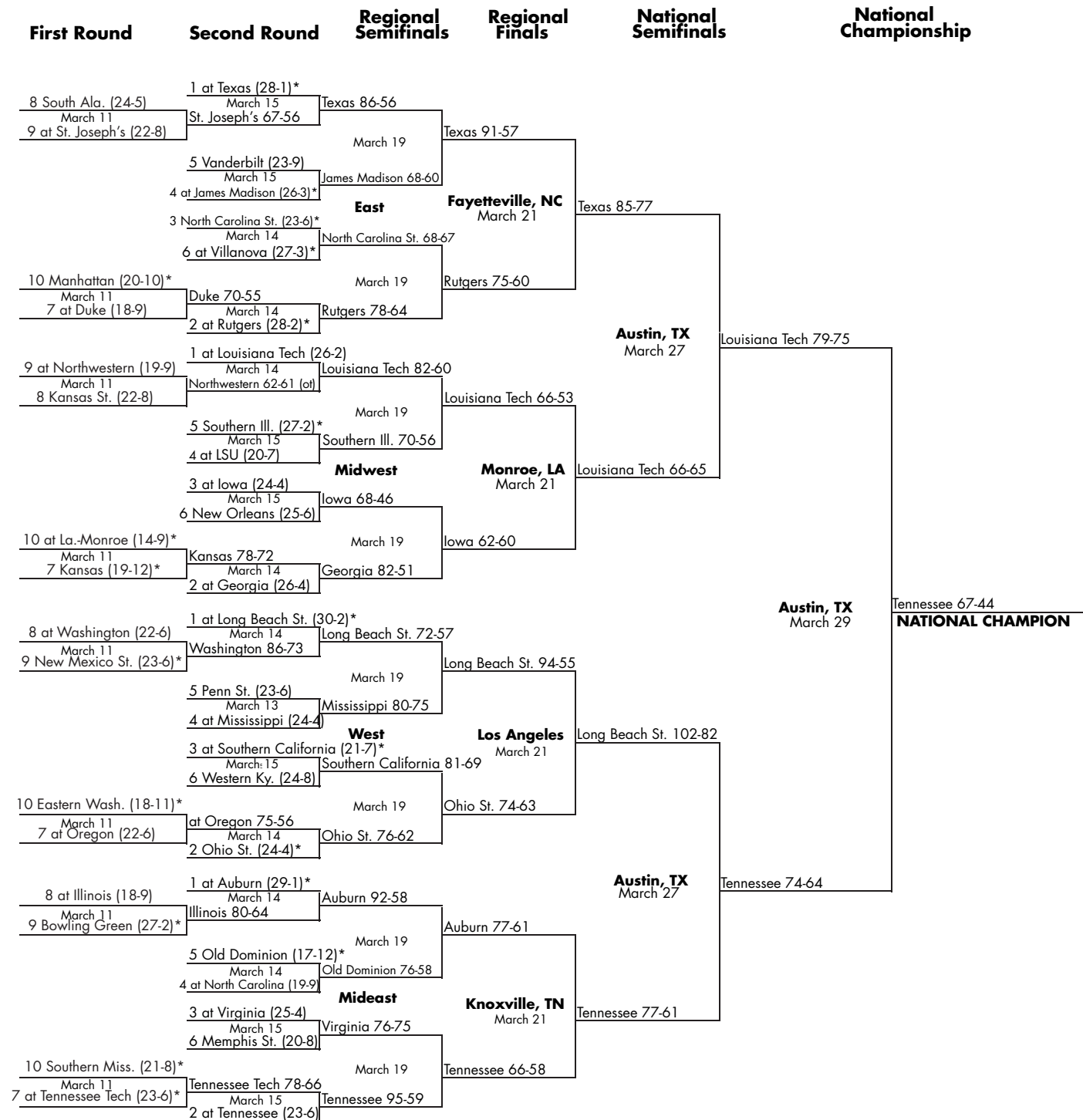
THE TOURNAMENT FIELD

1986 Championship Bracket



* Automatic selection
 # at the Palestra, Philadelphia, PA


1987 Championship Bracket



THE TOURNAMENT FIELD


*Automatic selection

1988 Championship Bracket



*Automatic selection
#at Auburn, Ala.


1989 Championship Bracket



*Automatic selection


THE TOURNAMENT FIELD

1990 Championship Bracket



*Automatic selection

1991 Championship Bracket




* Automatic selection

THE TOURNAMENT FIELD


1992 Championship Bracket

First Round Second Round Regional Semifinals Regional Finals National Semifinals National Championship



*Automatic selection


1993 Championship Bracket



*Automatic selection

THE TOURNAMENT FIELD


1995 Championship Bracket



THE TOURNAMENT FIELD


*Automatic selection

1996 Championship Bracket



*Automatic selection


1997 Championship Bracket



*Automatic selection


THE TOURNAMENT FIELD

1998 Championship Bracket



*Automatic selection

1999 Championship Bracket




*Automatic selection

THE TOURNAMENT FIELD


NATIONAL CHAMPION

2000 Championship Bracket




*Automatic selection

2002 Championship Bracket




*Automatic selection

2004 Championship Bracket



*Automatic selection

2005 Championship Bracket



*Automatic selection



360,000
student-athletes

1,200
members

88
championships

23
sports

3
divisions

1
association

100
years

