



Harris Interactive[®]

Paris, May 29th

International Herald Tribune
THE GLOBAL EDITION OF THE NEW YORK TIMES

« World Leaders » Opinion Barometer Wave 4 – May 2009

A Harris Interactive exclusive poll, in partnership with leading international news channel France 24 and the *International Herald Tribune*

The latest edition of the international « World Leaders » barometer, conducted by market research agency **Harris Interactive** exclusively for **FRANCE 24** and the *International Herald Tribune*, shows that Barack Obama is still at the top of this ranking, as much in terms of popularity as influence.

Pope Benedict XVI, whose popularity had decreased in the previous edition, continues to decrease, especially in France where the drop is impressive.

In combining the 2 measures of popularity and influence, the top 3 remain the same:

1. **Barack OBAMA**
2. Angela MERKEL
3. The DALAI LAMA

In this top 3, only Angela Merkel is increasing. Among the “pursuers”, Gordon Brown is progressively rising again and joins Tony Blair in this ranking.

Results to be released on May, 29th, 2009 on FRANCE 24's “The World This Week” and published in the *International Herald Tribune* on May, 29th 2009.

Methodology

The latest poll was conducted online by Harris Interactive, in partnership with FRANCE 24 and The International Herald Tribune, among a total of 6,332 adults (aged 16-64) within France, Germany, Great Britain, Spain and the United-States; and adults (aged 18-64) in Italy, from 29th April to 6th May 2009. The data were weighted, where necessary, by age, gender, education, region and Internet usage to make it representative of the general population profile for each country. Propensity score weighting was applied to adjust for respondents' propensity to be online.

Please note that any communication of these results has to be made with technical elements such as: survey methodology, fieldwork dates, name of the agency, sample size.

WORLDWIDE LEADERS' POPULARITY

Key points :

- ♦ This top 3 remain stable when compared to the past two waves
- ♦ Barack Obama maintains extremely high popularity, but there has been some erosion, especially in Germany
- ♦ Small erosion of the popularity of the Dalai Lama in all six countries
- ♦ Small increase of Angela Merkel's popularity, especially in the 2 countries that have the lowest popularity ratings for her: Great Britain and United States.
- ♦ The popularity of Benedict XVI continues to decrease, mainly in France, where his popularity drops to 14% (vs. 24% in March 09, and 37% in January 09)
- ♦ Significant increase in Gordon Brown's popularity in all countries... except in Great Britain!
- ♦ Near the European elections, there is an increase in popularity of José Manuel Barroso

For each of the following people, please indicate whether you have a very good, somewhat good, somewhat poor or a very poor opinion of that person.

Base : All respondents

Rank				Popularity opinion	French	German	British	Italian	Spanish	American	Avg for 6 countries							
				Very good + Somewhat good opinion														
Nov'08	Jan'09	Mar'09	Avr'09	Unweighted Base	1,077	1,007	1,126	1,040	1,030	1,052	6,332							
**	1	1	1	Barack Obama (USA)	84%	-2%	78%	-7%	73%	1%	85%	-1%	82%	-2%	69%	1%	78%	-2%
1	2	2	2	The Dalai Lama	75%	-3%	71%	-5%	60%	-4%	80%	-4%	75%	-3%	61%	-1%	70%	-4%
2	3	3	3	Angela Merkel (AGermany)	69%	3%	56%	-3%	35%	9%	70%	1%	65%	3%	30%	5%	54%	3%
3	4	4	4	Tony Blair (Great Britain)	50%	-1%	45%	-1%	31%	1%	61%	1%	43%	6%	66%	1%	49%	1%
5	6	5	5	Nicolas Sarkozy (France)	34%	4%	41%	2%	27%	-3%	59%	0%	58%	5%	33%	6%	42%	2%
7	8	7	6	Gordon Brown (Great Britain)	44%	9%	36%	8%	25%	-5%	51%	2%	45%	10%	45%	8%	41%	5%
6	7	8	7	José Luis Rodríguez Zapatero (Spain)	57%	7%	34%	7%	19%	6%	59%	0%	46%	-2%	22%	7%	39%	4%
9	9	9	8	Ban Ki-moon (United Nations)	40%	4%	41%	4%	33%	4%	43%	0%	46%	12%	19%	2%	37%	4%
4	5	6	9	Pope Benedict XVI	14%	-10%	39%	-3%	33%	0%	47%	-2%	28%	-3%	57%	1%	36%	-3%
8	10	10	10	José Manuel Barroso (European Union)	36%	1%	42%	7%	18%	7%	51%	3%	47%	8%	16%	3%	35%	5%
10	11	11	11	Luiz Inácio Lula da Silva (Brazil)	30%	-3%	17%	4%	14%	7%	31%	0%	54%	5%	17%	3%	27%	2%
11	12	12	12	Silvio Berlusconi (Italy)	9%	2%	13%	1%	14%	1%	43%	5%	14%	-2%	23%	7%	19%	2%
12	15	14	13	Vladimir Putin (Russia)	8%	-1%	22%	1%	14%	1%	25%	1%	14%	2%	20%	5%	17%	1%
13	13	13	14	Fidel Castro (Cuba)	11%	0%	19%	2%	22%	3%	26%	-3%	15%	3%	11%	2%	17%	1%
14	14	15	15	Hugo Chávez (Venezuela)	29%	2%	14%	2%	14%	3%	19%	1%	11%	1%	11%	3%	16%	2%
16	16	16	16	Dmitri Medvedev (Russia)	7%	-1%	16%	4%	12%	6%	18%	4%	13%	2%	14%	5%	13%	3%
17	17	17	17	Hu Jintao (China)	5%	-1%	11%	4%	11%	0%	13%	1%	15%	5%	16%	7%	12%	3%
18	18	18	18	Bashar al-Assad (Syria)	6%	1%	10%	2%	9%	3%	14%	1%	14%	6%	8%	2%	10%	2%
19	19	19	19	Mahmoud Ahmadinejad (Iran)	1%	-3%	6%	0%	8%	2%	8%	0%	8%	1%	6%	1%	6%	0%

** : Barack Obama has been added to replace George W. Bush in January 2009

*** : Evolution compared to previous wave (March 2009)

Result detailed in appendix 1

NICOLAS SARKOZY AND GORDON BROWN IN TROUBLE IN THEIR RESPECTIVE COUNTRY

Looking at the leaders in their own countries, Nicolas Sarkozy and Gordon Brown are the least popular, although Nicolas Sarkozy is making progress on this point.

Barack Obama (USA)	69%	
Angela Merkel (Allemagne)	56%	
José Luis Rodríguez Zapatero (Espagne)	46%	
Silvio Berlusconi (Italie)	43%	
Nicolas Sarkozy (France)	34%	
Gordon Brown (Grande-Bretagne)	25%	

The average is the arithmetical average of the 6 countries surveyed. Therefore, this average is not a survey result itself.

WORLDWIDE LEADERS' INFLUENCE

The key points :

- ♦ The top 3 remain stable compared to the prior wave with Angela Merkel strengthens the third position as the influence of both Nicolas Sarkozy and Vladimir Putin decreases
- ♦ Benedict XVI keeps decreasing, especially among his German and Italian fellow-citizens
- ♦ The perceived influence of the Dalai Lama, who has been less present in the media recently, is also declining

For each of the following international personalities, how much influence do you think they have at an international level?

Base : All respondents

Rang				Influence perception A great deal of influence + Some influence	French	German	British	Italian	Spanish	American	Avg for 6 countries							
Nov08	Jan'09	Mar'09	Avr'09	Unweighted Base	1,077	1,007	1,126	1,040	1,030	1,052	6,332							
**	1	1	1	Barack Obama (USA)	83%	-1%	79%	-7%	77%	2%	83%	-4%	87%	2%	81%	-1%	82%	-1%
2	2	2	2	Vladimir Putin (Russia)	60%	-5%	69%	-6%	56%	3%	68%	-6%	64%	-4%	57%	2%	62%	-3%
3	4	3	3	Angela Merkel (Germany)	64%	-3%	62%	-8%	46%	7%	66%	-4%	78%	3%	41%	8%	59%	0%
3	3	4	4	Nicolas Sarkozy (France)	57%	-1%	55%	-10%	42%	-2%	68%	-6%	79%	3%	41%	5%	57%	-2%
5	6	5	5	Gordon Brown (Great Britain)	47%	1%	44%	0%	51%	-1%	56%	-7%	67%	7%	49%	4%	52%	0%
6	8	7	6	Hu Jintao (China)	52%	1%	47%	2%	49%	7%	53%	-2%	54%	4%	55%	14%	51%	4%
9	5	6	7	Pope Benedict XVI	28%	-2%	32%	-9%	35%	-5%	64%	-8%	56%	-5%	57%	-5%	45%	-6%
7	7	8	8	Tony Blair (Great Britain)	35%	-3%	41%	-4%	27%	-1%	49%	-2%	53%	-5%	55%	1%	44%	-2%
8	9	9	9	José Manuel Barroso (European Union)	42%	1%	42%	-1%	40%	7%	49%	-5%	53%	5%	32%	2%	43%	1%
10	11	10	10	Ban Ki-moon (United Nations)	38%	-2%	38%	2%	44%	3%	42%	-7%	52%	7%	39%	4%	42%	1%
11	12	12	11	Dmitri Medvedev (Russia)	34%	-5%	49%	1%	35%	8%	41%	3%	46%	5%	40%	5%	40%	2%
12	13	13	12	Silvio Berlusconi (Italy)	29%	0%	35%	-3%	27%	1%	52%	1%	55%	3%	24%	2%	37%	1%
15	14	14	13	Mahmoud Ahmadinejad (Iran)	31%	2%	30%	2%	26%	-1%	49%	2%	39%	6%	38%	1%	36%	2%
13	10	11	14	The Dalai Lama	29%	-5%	24%	-7%	26%	-6%	40%	-12%	39%	-5%	38%	-3%	33%	-6%
14	15	15	15	José Luis Rodríguez Zapatero (Spain)	37%	3%	24%	0%	22%	2%	50%	-5%	39%	0%	23%	3%	33%	1%
16	16	16	16	Hugo Chávez (Venezuela)	24%	-5%	13%	-1%	15%	0%	29%	3%	34%	-2%	33%	-2%	25%	-1%
18	18	18	17	Luiz Inácio Lula da Silva (Brazil)	22%	0%	13%	-1%	16%	4%	28%	0%	43%	6%	23%	2%	24%	2%
17	17	17	18	Fidel Castro (Cuba)	13%	-3%	15%	-1%	15%	-3%	29%	-2%	25%	-3%	26%	-3%	21%	-2%
19	19	19	19	Bashar al-Assad (Syria)	15%	-5%	13%	-2%	17%	0%	21%	-5%	22%	-1%	24%	2%	19%	-2%

** : Barack Obama has been added to replace George W. Bush in January 2009

*** : Evolution compared to previous wave (March 2009)

Result detailed in appendix 2

POPULARITY – INFLUENCE SYNTHESIS

For each of the following people, please indicate whether you have a very good, somewhat good, somewhat poor or a very poor opinion of that person.

Base : All respondents

Rank				Popularity- Influence Average 6 countries	Popularity (Very + Somewhat good opinion)	Influence (A great deal of + Some influence)	Popularity / influence" average index		
Nov08	Jan'09	Mar'09	Avr'09	Unweighted Base	6,332		6,332		
**	1	1	1	Barack Obama (USA)	78%	-2%	82%	80%	-2%
1	3	3	2	Angela Merkel (Germany)	54%	3%	59%	57%	2%
2	2	2	3	The Dalai Lama	70%	-4%	33%	52%	-4%
3	4	4	4	Nicolas Sarkozy (France)	42%	2%	57%	50%	1%
4	6	5	5	Tony Blair (Great Britain)	49%	1%	44%	47%	0%
5	7	7	6	Gordon Brown (Great Britain)	41%	5%	52%	47%	3%
6	5	6	7	Pope Benedict XVI	36%	-3%	45%	41%	-4%
9	8	8	8	Vladimir Putin (Russia)	17%	1%	62%	40%	0%
10	10	9	9	Ban Ki-moon (United Nations)	37%	4%	42%	40%	3%
8	9	10	10	José Manuel Barroso (European Union)	35%	5%	43%	39%	3%
11	11	11	11	José Luis Rodríguez Zapatero (Spain)	39%	4%	33%	36%	2%
12	12	12	12	Hu Jintao (China)	12%	3%	51%	32%	4%
13	13	13	13	Silvio Berlusconi (Italy)	19%	2%	37%	28%	1%
14	14	14	14	Dmitri Medvedev (Russia)	13%	3%	40%	27%	3%
15	15	15	15	Luiz Inácio Lula da Silva (Brazil)	27%	2%	24%	26%	3%
17	18	17	16	Mahmoud Ahmadinejad (Iran)	6%	0%	36%	21%	1%
16	16	16	17	Hugo Chávez (Venezuela)	16%	2%	25%	21%	1%
18	17	18	18	Fidel Castro (Cuba)	17%	1%	21%	19%	-1%
19	19	19	19	Bashar al-Assad (Syria)	10%	2%	19%	15%	1%
Leaders average				33%		42%	37%		

** : Barack Obama has been added to replace George W. Bush in January 2009

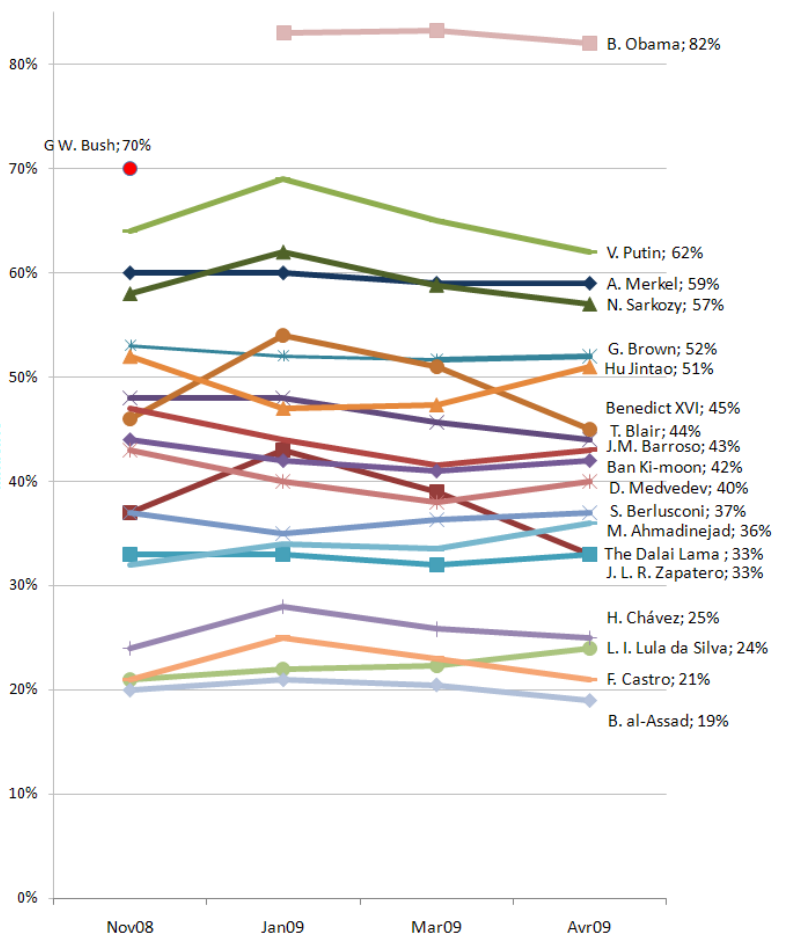
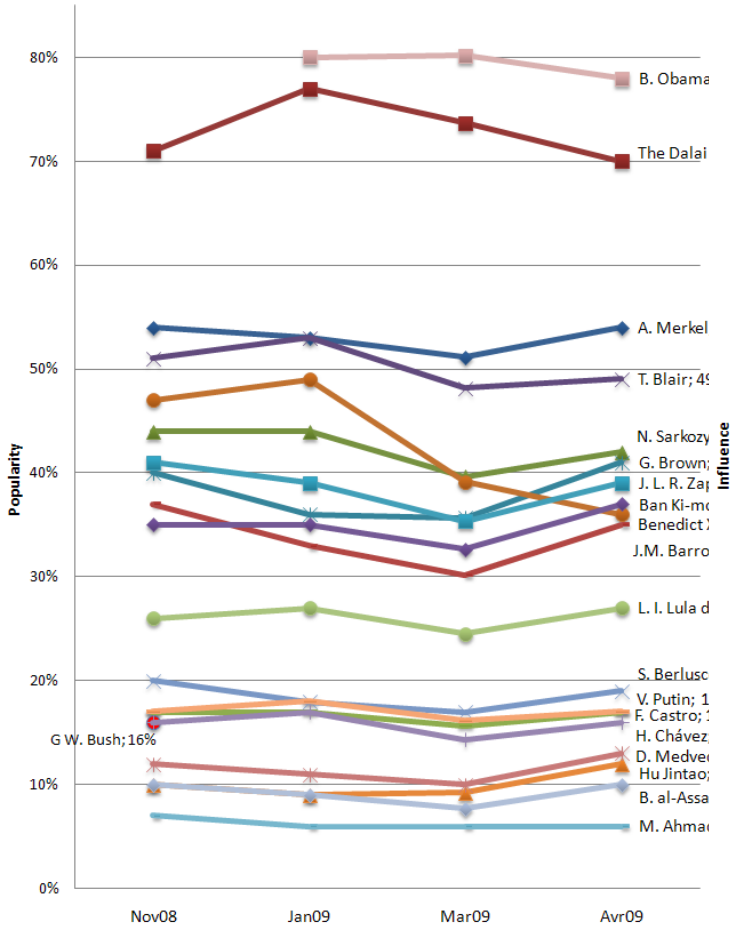
*** : Evolution compared to previous wave (March 2009)

The average is the arithmetical average of the 6 countries surveyed. Therefore, this average is not a survey result itself.

POPULARITY AND INFLUENCE OF THE WORLDWIDE LEADERS EVOLUTIONS IN THE PAST 6 MONTHS

Popularité (moyennes 6 pays)

Influence (moyennes 6 pays)



*B. Obama has been added to replace G. W. Bush in January 09

The average is the arithmetical average of the 6 countries surveyed. Therefore, this average is not a survey result itself.

APPENDIX 1: POPULARITY – INFLUENCE SYNTHESIS DETAILED PER COUNTRY

Rank				France	Popularity (Very + Somewhat good)	Influence (A great deal of + Some influence)	Popularity / influence" average index			
Nov'08	Jan'09	Mar'09	Avr'09	Unweighted Base	1,077	***	1,077	***	1,077	***
**	1	1	1	Barack Obama (USA)	84%	-2%	83%	-1%	84%	-2%
1	2	2	2	Angela Merkel (Germany)	69%	3%	64%	-3%	67%	-1%
2	3	3	3	The Dalai Lama	75%	-3%	29%	-5%	52%	-4%
4	6	6	4	José Luis Rodríguez Zapatero (Spain)	57%	7%	37%	3%	47%	5%
3	4	5	5	Nicolas Sarkozy (France)	34%	4%	57%	-1%	46%	2%
6	7	7	6	Gordon Brown (Great Britain)	44%	9%	47%	1%	46%	5%
5	5	4	7	Tony Blair (Great Britain)	50%	-1%	35%	-3%	43%	-3%
8	9	8	8	Ban Ki-moon (United Nations)	40%	4%	38%	-2%	39%	1%
7	8	9	9	José Manuel Barroso (European Union)	36%	1%	42%	1%	39%	1%
9	10	10	10	Vladimir Putin (Russia)	8%	-1%	60%	-5%	34%	-3%
12	14	11	11	Hu Jintao (China)	5%	-1%	52%	1%	29%	0%
13	12	12	12	Hugo Chávez (Venezuela)	29%	2%	24%	-5%	27%	-2%
14	13	13	13	Luiz Inácio Lula da Silva (Brazil)	30%	-3%	22%	0%	26%	-2%
11	11	14	14	Pope Benedict XVI	14%	-10%	28%	-2%	21%	-6%
15	15	15	15	Dmitri Medvedev (Russia)	7%	-1%	34%	-5%	21%	-4%
16	17	16	16	Silvio Berlusconi (Italy)	9%	2%	29%	0%	19%	1%
17	16	17	17	Mahmoud Ahmadinejad (Iran)	1%	-3%	31%	2%	16%	-1%
19	19	18	18	Fidel Castro (Cuba)	11%	0%	13%	-3%	12%	-2%
18	18	19	19	Bashar al-Assad (Syria)	6%	1%	15%	-5%	11%	-3%
<i>Leaders average</i>					32%		39%		36%	

** : Barack Obama has been added to replace George W. Bush in January 2009


*** : Evolution compared to previous wave (March 2009)

Rank				Germany	Popularity (Very + Somewhat good)	Influence (A great deal of + Some influence)	Popularity / influence" average index			
Nov'08	Jan'09	Mar'09	Avr'09	Unweighted Base	1,007	***	1,007	***	1,007	***
**	1	1	1	Barack Obama (USA)	78%	-7%	79%	-7%	79%	-8%
1	2	2	2	Angela Merkel (Germany)	56%	-3%	62%	-8%	59%	-6%
3	4	4	3	Nicolas Sarkozy (France)	41%	2%	55%	-10%	48%	-4%
2	3	3	4	The Dalai Lama	71%	-5%	24%	-7%	48%	-7%
7	6	5	5	Vladimir Putin (Russia)	22%	1%	69%	-6%	46%	-3%
5	7	6	6	Tony Blair (Great Britain)	45%	-1%	41%	-4%	43%	-3%
6	8	8	7	José Manuel Barroso (European Union)	42%	7%	42%	-1%	42%	3%
10	10	10	8	Gordon Brown (Great Britain)	36%	8%	44%	0%	40%	4%
8	9	9	9	Ban Ki-moon (United Nations)	41%	4%	38%	2%	40%	3%
4	5	7	10	Pope Benedict XVI	39%	-3%	32%	-9%	36%	-7%
11	11	11	11	Dmitri Medvedev (Russia)	16%	4%	49%	1%	33%	3%
12	14	13	12	José Luis Rodríguez Zapatero (Spain)	34%	7%	24%	0%	29%	3%
13	12	12	13	Hu Jintao (China)	11%	4%	47%	2%	29%	3%
14	13	14	14	Silvio Berlusconi (Italy)	13%	1%	35%	-3%	24%	-1%
16	16	15	15	Mahmoud Ahmadinejad (Iran)	6%	0%	30%	2%	18%	1%
15	15	16	16	Fidel Castro (Cuba)	19%	2%	15%	-1%	17%	0%
17	17	17	17	Luiz Inácio Lula da Silva (Brazil)	17%	4%	13%	-1%	15%	1%
18	18	18	18	Hugo Chávez (Venezuela)	14%	2%	13%	-1%	14%	1%
19	19	19	19	Bashar al-Assad (Syria)	10%	2%	13%	-2%	12%	0%
<i>Leaders average</i>					32%		38%		35%	

** : Barack Obama has been added to replace George W. Bush in January 2009


*** : Evolution compared to previous wave (March 2009)

The average is the arithmetical average of the 6 countries surveyed. Therefore, this average is not a survey result itself.

Rank				Great Britain 	Popularity (Very + Somewhat good)		Influence (A great deal of + Some influence)		Popularity / influence" average index	
Nov'08	Jan'09	Mar'09	Avr'09	Unweighted Base	1,126	***	1,126	***	1,126	***
**	1	1	1	Barack Obama (USA)	73%	1%	77%	2%	75%	1%
	2	2	2	The Dalai Lama	60%	-4%	26%	-6%	43%	-5%
	8	8	3	Angela Merkel (Germany)	35%	9%	46%	7%	41%	8%
	7	6	4	Ban Ki-moon (United Nations)	33%	4%	44%	3%	39%	4%
	1	3	5	Gordon Brown (Great Britain)	25%	-5%	51%	-1%	38%	-3%
	9	7	6	Vladimir Putin (Russia)	14%	1%	56%	3%	35%	2%
	6	5	7	Nicolas Sarkozy (France)	27%	-3%	42%	-2%	35%	-3%
	4	4	8	Pope Benedict XVI	33%	0%	35%	-5%	34%	-3%
	11	11	9	Hu Jintao (China)	11%	0%	49%	7%	30%	3%
	5	8	10	Tony Blair (Great Britain)	31%	1%	27%	-1%	29%	0%
	10	10	11	José Manuel Barroso (European Union)	18%	7%	40%	7%	29%	7%
	12	12	12	Dmitri Medvedev (Russia)	12%	6%	35%	8%	24%	7%
	13	14	13	Silvio Berlusconi (Italy)	14%	1%	27%	1%	21%	1%
	15	15	14	José Luis Rodríguez Zapatero (Spain)	19%	6%	22%	2%	21%	4%
	14	13	15	Fidel Castro (Cuba)	22%	3%	15%	-3%	19%	-1%
	16	16	16	Mahmoud Ahmadinejad (Iran)	8%	2%	26%	-1%	17%	0%
	19	19	17	Luiz Inácio Lula da Silva (Brazil)	14%	7%	16%	4%	15%	5%
	18	17	18	Hugo Chávez (Venezuela)	14%	3%	15%	0%	15%	2%
	17	18	19	Bashar al-Assad (Syria)	9%	3%	17%	0%	13%	1%
<i>Leaders average</i>					25%		35%		30%	

** : Barack Obama has been added to replace George W. Bush in January 2009


*** : Evolution compared to previous wave (March 2009)

Rank				Italy 	Popularity (Very + Somewhat good)		Influence (A great deal of + Some influence)		Popularity / influence" average index	
Nov'08	Jan'09	Mar'09	Avr'09	Unweighted Base	1,040	***	1,040	***	1,040	***
**	1	1	1	Barack Obama (USA)	85%	-1%	83%	-4%	84%	-3%
	1	2	2	Angela Merkel (Germany)	70%	1%	66%	-4%	68%	-2%
	3	3	4	Nicolas Sarkozy (France)	59%	0%	68%	-6%	64%	-4%
	2	4	4	The Dalai Lama	80%	-4%	40%	-12%	60%	-8%
	5	5	5	Pope Benedict XVI	47%	-2%	64%	-8%	56%	-6%
	4	7	8	Tony Blair (Great Britain)	61%	1%	49%	-2%	55%	-1%
	6	6	7	José Luis Rodríguez Zapatero (Spain)	59%	0%	50%	-5%	55%	-3%
	8	9	8	Gordon Brown (Great Britain)	51%	2%	56%	-7%	54%	-3%
	7	10	9	José Manuel Barroso (European Union)	51%	3%	49%	-5%	50%	-1%
	10	12	10	Silvio Berlusconi (Italy)	43%	5%	52%	1%	48%	3%
	9	8	11	Vladimir Putin (Russia)	25%	1%	68%	-6%	47%	-3%
	12	11	12	Ban Ki-moon (United Nations)	43%	0%	42%	-7%	43%	-4%
	13	13	13	Hu Jintao (China)	13%	1%	53%	-2%	33%	-1%
	15	16	14	Dmitri Medvedev (Russia)	18%	4%	41%	3%	30%	4%
	14	14	15	Luiz Inácio Lula da Silva (Brazil)	31%	0%	28%	0%	30%	-1%
	17	17	16	Mahmoud Ahmadinejad (Iran)	8%	0%	49%	2%	29%	0%
	16	15	17	Fidel Castro (Cuba)	26%	-3%	29%	-2%	28%	-3%
	18	18	18	Hugo Chávez (Venezuela)	19%	1%	29%	3%	24%	2%
	19	19	19	Bashar al-Assad (Syria)	14%	1%	21%	-5%	18%	-3%
<i>Leaders average</i>					42%		49%		46%	

** : Barack Obama has been added to replace George W. Bush in January 2009


*** : Evolution compared to previous wave (March 2009)

The average is the arithmetical average of the 6 countries surveyed. Therefore, this average is not a survey result itself.

Rank				Spain 	Popularity (Very + Somewhat good)		Influence (A great deal of + Some influence)		Popularity / influence" average index	
Nov'08	Jan'09	Mar'09	Avr'09	Unweighted Base	1,030	***	1,030	***	1,030	***
**	1	1	1	Barack Obama (USA)	82%	-2%	87%	2%	85%	-1%
1	3	2	2	Angela Merkel (Germany)	65%	3%	78%	3%	72%	3%
2	2	3	3	Nicolas Sarkozy (France)	58%	5%	79%	3%	69%	4%
3	4	4	4	The Dalai Lama	75%	-3%	39%	-5%	57%	-4%
4	7	5	5	Gordon Brown (Great Britain)	45%	10%	67%	7%	56%	8%
5	8	9	6	José Manuel Barroso (European Union)	47%	8%	53%	5%	50%	6%
7	12	12	7	Ban Ki-moon (United Nations)	46%	12%	52%	7%	49%	9%
10	10	10	8	Luiz Inácio Lula da Silva (Brazil)	54%	5%	43%	6%	49%	6%
6	5	6	9	Tony Blair (Great Britain)	43%	6%	53%	-5%	48%	0%
8	9	8	10	José Luis Rodríguez Zapatero (Spain)	46%	-2%	39%	0%	43%	-2%
9	6	7	11	Pope Benedict XVI	28%	-3%	56%	-5%	42%	-4%
12	11	11	12	Vladimir Putin (Russia)	14%	2%	64%	-4%	39%	-1%
14	14	14	13	Hu Jintao (China)	15%	5%	54%	4%	35%	5%
13	13	13	14	Silvio Berlusconi (Italy)	14%	-2%	55%	3%	35%	0%
15	15	15	15	Dmitri Medvedev (Russia)	13%	2%	46%	5%	30%	4%
17	17	18	16	Mahmoud Ahmadinejad (Iran)	8%	1%	39%	6%	24%	4%
16	16	16	17	Hugo Chávez (Venezuela)	11%	1%	34%	-2%	23%	-1%
18	18	17	18	Fidel Castro (Cuba)	15%	3%	25%	-3%	20%	0%
19	19	19	19	Bashar al-Assad (Syria)	14%	6%	22%	-1%	18%	2%
<i>Leaders average</i>					36%		52%		44%	

** : Barack Obama has been added to replace George W. Bush in January 2009

*** : Evolution compared to previous wave (March 2009)

Rank				United States 	Popularity (Very + Somewhat good)		Influence (A great deal of + Some influence)		Popularity / influence" average index	
Nov'08	Jan'09	Mar'09	Avr'09	Unweighted Base	1,052	***	1,052	***	1,052	***
**	1	1	1	Barack Obama (USA)	69%	1%	81%	-1%	75%	0%
1	3	2	2	Tony Blair (Great Britain)	66%	1%	55%	1%	61%	1%
2	2	3	3	Pope Benedict XVI	57%	1%	57%	-5%	57%	-2%
4	4	4	4	The Dalai Lama	61%	-1%	38%	-3%	50%	-3%
5	5	5	5	Gordon Brown (Great Britain)	45%	8%	49%	4%	47%	6%
7	6	6	6	Vladimir Putin (Russia)	20%	5%	57%	2%	39%	4%
6	7	7	7	Nicolas Sarkozy (France)	33%	6%	41%	5%	37%	5%
9	10	10	8	Hu Jintao (Chine)	16%	7%	55%	14%	36%	11%
8	8	8	9	Angela Merkel (Germany)	30%	5%	41%	8%	36%	6%
11	9	9	10	Ban Ki-moon (United Nations)	19%	2%	39%	4%	29%	3%
12	11	11	11	Dmitri Medvedev (Russia)	14%	5%	40%	5%	27%	5%
10	14	13	12	José Manuel Barroso (European Union)	16%	3%	32%	2%	24%	2%
15	16	16	13	Silvio Berlusconi (Italy)	23%	7%	24%	2%	24%	5%
13	15	18	14	José Luis Rodríguez Zapatero (Spain)	22%	7%	23%	3%	23%	5%
16	12	12	15	Hugo Chávez (Venezuela)	11%	3%	33%	-2%	22%	0%
14	13	14	16	Mahmoud Ahmadinejad (Iran)	6%	1%	38%	1%	22%	1%
17	18	17	17	Luiz Inácio Lula da Silva (Brazil)	17%	3%	23%	2%	20%	2%
18	17	15	18	Fidel Castro (Cuba)	11%	2%	26%	-3%	19%	-1%
19	19	19	19	Bashar al-Assad (Syria)	8%	2%	24%	2%	16%	2%
<i>Leaders average</i>					29%		41%		35%	

** : Barack Obama has been added to replace George W. Bush in January 2009







*** : Evolution compared to previous wave (March 2009)







The average is the arithmetical average of the 6 countries surveyed. Therefore, this average is not a survey result itself.







APPENDIX 2: POPULARITY DETAILED PER COUNTRY







For each of the following people, please indicate whether you have a very good, somewhat good, somewhat poor or a very poor opinion of that person.

Base : All respondents







	French	German	British	Italian	Spanish	American	Avg for 6 countries
Barack Obama (USA)							
<i>Unweighted Base</i>	1,077	1,007	1,126	1,040	1,030	1,052	6,332
Very good + Somewhat good opinion (4+3)	84%	78%	73%	85%	82%	69%	78%
Very good opinion (4)	35%	43%	33%	52%	41%	45%	41%
Somewhat good opinion (3)	49%	36%	40%	34%	40%	24%	37%
Very poor + Somewhat poor opinion (1+2)	3%	8%	11%	5%	9%	24%	10%
Somewhat poor opinion (2)	2%	5%	7%	4%	7%	11%	6%
Very poor opinion (1)	2%	3%	4%	1%	2%	12%	4%
Mean	3,4	3,4	3,2	3,5	3,3	3,1	3,3
Not sure	13%	14%	16%	10%	9%	8%	12%







	French	German	British	Italian	Spanish	American	Avg for 6 countries
Angela Merkel (Germany)							
<i>Unweighted Base</i>	1,077	1,007	1,126	1,040	1,030	1,052	6,332
Very good + Somewhat good opinion (4+3)	69%	56%	35%	70%	65%	30%	54%
Very good opinion (4)	13%	16%	5%	20%	16%	6%	12%
Somewhat good opinion (3)	57%	40%	30%	50%	49%	24%	42%
Very poor + Somewhat poor opinion (1+2)	9%	31%	22%	8%	17%	11%	16%
Somewhat poor opinion (2)	8%	22%	15%	6%	14%	8%	12%
Very poor opinion (1)	1%	9%	7%	2%	3%	3%	4%
Mean	3,0	2,7	2,6	3,1	3,0	2,8	2,9
Not sure	22%	13%	43%	22%	18%	59%	30%







	French	German	British	Italian	Spanish	American	Avg for 6 countries
The Dalai Lama							
<i>Unweighted Base</i>	1,077	1,007	1,126	1,040	1,030	1,052	6,332
Very good + Somewhat good opinion (4+3)	75%	71%	60%	80%	75%	61%	70%
Very good opinion (4)	34%	36%	29%	45%	36%	33%	35%
Somewhat good opinion (3)	40%	35%	32%	36%	38%	29%	35%
Very poor + Somewhat poor opinion (1+2)	5%	8%	12%	4%	8%	11%	8%
Somewhat poor opinion (2)	4%	6%	6%	4%	6%	6%	5%
Very poor opinion (1)	2%	2%	6%	1%	2%	5%	3%
Mean	3,3	3,3	3,2	3,5	3,3	3,2	3,3
Not sure	20%	21%	28%	15%	17%	28%	22%







	French	German	British	Italian	Spanish	American	Avg for 6 countries
Nicolas Sarkozy (France)							
<i>Unweighted Base</i>	1,077	1,007	1,126	1,040	1,030	1,052	6,332
Very good + Somewhat good opinion (4+3)	34%	41%	27%	59%	58%	33%	42%
Very good opinion (4)	6%	4%	2%	10%	14%	6%	7%
Somewhat good opinion (3)	28%	37%	24%	49%	44%	27%	35%
Very poor + Somewhat poor opinion (1+2)	54%	36%	39%	25%	29%	21%	34%
Somewhat poor opinion (2)	27%	31%	28%	21%	24%	16%	24%
Very poor opinion (1)	27%	5%	12%	4%	5%	6%	10%
Mean	2,2	2,5	2,3	2,8	2,8	2,6	2,5
Not sure	12%	23%	34%	16%	13%	45%	24%







The average is the arithmetical average of the 6 countries surveyed. Therefore, this average is not a survey result itself.

	French	German	British	Italian	Spanish	American	Avg for 6 countries
Tony Blair (Great Britain)							
<i>Unweighted Base</i>	1,077	1,007	1,126	1,040	1,030	1,052	6,332
Very good + Somewhat good opinion (4+3)	50%	45%	31%	61%	43%	66%	49%
Very good opinion (4)	6%	3%	6%	10%	5%	29%	10%
Somewhat good opinion (3)	44%	42%	25%	51%	39%	37%	39%
Very poor + Somewhat poor opinion (1+2)	23%	30%	57%	18%	40%	11%	30%
Somewhat poor opinion (2)	19%	24%	26%	16%	31%	8%	21%
Very poor opinion (1)	4%	6%	31%	3%	9%	3%	9%
Mean	2,7	2,6	2,1	2,9	2,5	3,2	2,6
Not sure	27%	24%	12%	21%	17%	23%	21%







	French	German	British	Italian	Spanish	American	Avg for 6 countries
Gordon Brown (Great Britain)							
<i>Unweighted Base</i>	1,077	1,007	1,126	1,040	1,030	1,052	6,332
Very good + Somewhat good opinion (4+3)	44%	36%	25%	51%	45%	45%	41%
Very good opinion (4)	3%	1%	3%	5%	6%	12%	5%
Somewhat good opinion (3)	41%	35%	22%	46%	39%	33%	36%
Very poor + Somewhat poor opinion (1+2)	16%	22%	64%	17%	27%	9%	26%
Somewhat poor opinion (2)	14%	18%	29%	15%	22%	6%	17%
Very poor opinion (1)	2%	4%	35%	2%	4%	3%	9%
Mean	2,7	2,6	1,9	2,8	2,6	3,0	2,6
Not sure	40%	43%	11%	32%	29%	46%	33%







	French	German	British	Italian	Spanish	American	Avg for 6 countries
Pope Benedict XVI							
<i>Unweighted Base</i>	1,077	1,007	1,126	1,040	1,030	1,052	6,332
Very good + Somewhat good opinion (4+3)	14%	39%	33%	47%	28%	57%	36%
Very good opinion (4)	2%	8%	7%	20%	9%	23%	12%
Somewhat good opinion (3)	12%	31%	25%	27%	18%	34%	24%
Very poor + Somewhat poor opinion (1+2)	67%	44%	43%	39%	57%	21%	45%
Somewhat poor opinion (2)	34%	26%	21%	21%	28%	13%	24%
Very poor opinion (1)	33%	18%	21%	18%	29%	9%	21%
Mean	1,8	2,4	2,3	2,6	2,1	2,9	2,3
Not sure	19%	17%	25%	14%	15%	22%	19%







	French	German	British	Italian	Spanish	American	Avg for 6 countries
Vladimir Putin (Russia)							
<i>Unweighted Base</i>	1,077	1,007	1,126	1,040	1,030	1,052	6,332
Very good + Somewhat good opinion (4+3)	8%	22%	14%	25%	14%	20%	17%
Very good opinion (4)	1%	3%	1%	3%	1%	1%	2%
Somewhat good opinion (3)	7%	19%	13%	22%	13%	19%	15%
Very poor + Somewhat poor opinion (1+2)	70%	57%	51%	52%	66%	44%	57%
Somewhat poor opinion (2)	37%	38%	31%	34%	43%	28%	35%
Very poor opinion (1)	33%	19%	21%	18%	23%	16%	22%
Mean	1,7	2,1	1,9	2,1	1,9	2,1	2,0
Not sure	22%	21%	35%	23%	20%	36%	26%

	French	German	British	Italian	Spanish	American	Avg for 6 countries
Ban Ki-moon (United Nations)							
<i>Unweighted Base</i>	1,077	1,007	1,126	1,040	1,030	1,052	6,332
Very good + Somewhat good opinion (4+3)	40%	41%	33%	43%	46%	19%	37%
Very good opinion (4)	7%	7%	7%	8%	7%	3%	6%
Somewhat good opinion (3)	34%	35%	26%	35%	39%	16%	30%
Very poor + Somewhat poor opinion (1+2)	9%	12%	16%	15%	17%	20%	15%
Somewhat poor opinion (2)	7%	8%	10%	13%	13%	11%	10%
Very poor opinion (1)	2%	4%	6%	2%	4%	9%	4%
Mean	2,9	2,8	2,7	2,9	2,8	2,3	2,8
Not sure	51%	47%	51%	42%	37%	61%	48%







The average is the arithmetical average of the 6 countries surveyed. Therefore, this average is not a survey result itself.

	French	German	British	Italian	Spanish	American	Avg for 6 countries
Jose Manuel Barroso (European Union)							
<i>Unweighted Base</i>	1,077	1,007	1,126	1,040	1,030	1,052	6,332
Very good + Somewhat good opinion (4+3)	36%	42%	18%	51%	47%	16%	35%
Very good opinion (4)	4%	5%	2%	7%	6%	2%	4%
Somewhat good opinion (3)	33%	37%	16%	43%	41%	14%	30%
Very poor + Somewhat poor opinion (1+2)	16%	14%	25%	16%	20%	14%	18%
Somewhat poor opinion (2)	12%	10%	13%	14%	16%	10%	13%
Very poor opinion (1)	5%	4%	12%	2%	4%	4%	5%
Mean	2,7	2,8	2,2	2,8	2,7	2,5	2,6
Not sure	47%	45%	57%	33%	33%	69%	48%

	French	German	British	Italian	Spanish	American	Avg for 6 countries
Jose Luis Rodriguez Zapatero (Spain)							
<i>Unweighted Base</i>	1,077	1,007	1,126	1,040	1,030	1,052	6,332
Very good + Somewhat good opinion (4+3)	57%	34%	19%	59%	46%	22%	39%
Very good opinion (4)	7%	2%	2%	18%	16%	5%	8%
Somewhat good opinion (3)	51%	32%	17%	40%	30%	17%	31%
Very poor + Somewhat poor opinion (1+2)	8%	13%	17%	22%	44%	14%	20%
Somewhat poor opinion (2)	6%	10%	11%	16%	23%	10%	13%
Very poor opinion (1)	2%	2%	6%	6%	21%	4%	7%
Mean	3,0	2,7	2,4	2,9	2,5	2,6	2,7
Not sure	35%	53%	65%	20%	9%	64%	41%







	French	German	British	Italian	Spanish	American	Avg for 6 countries
Hu Jintao (China)							
<i>Unweighted Base</i>	1,077	1,007	1,126	1,040	1,030	1,052	6,332
Very good + Somewhat good opinion (4+3)	5%	11%	11%	13%	15%	16%	12%
Very good opinion (4)	*	*	*	2%	1%	1%	1%
Somewhat good opinion (3)	5%	10%	11%	11%	14%	14%	11%
Very poor + Somewhat poor opinion (1+2)	53%	43%	33%	46%	45%	33%	42%
Somewhat poor opinion (2)	33%	28%	21%	29%	31%	17%	26%
Very poor opinion (1)	20%	15%	12%	17%	14%	15%	16%
Mean	1,8	1,9	2,0	2,0	2,0	2,0	2,0
Not sure	42%	46%	56%	41%	40%	52%	46%

* : less than 0,5%







	French	German	British	Italian	Spanish	American	Avg for 6 countries
Silvio Berlusconi (Italy)							
<i>Unweighted Base</i>	1,077	1,007	1,126	1,040	1,030	1,052	6,332
Very good + Somewhat good opinion (4+3)	9%	13%	14%	43%	14%	23%	19%
Very good opinion (4)	*	2%	1%	16%	3%	4%	4%
Somewhat good opinion (3)	8%	10%	14%	27%	11%	19%	15%
Very poor + Somewhat poor opinion (1+2)	70%	64%	47%	48%	73%	13%	53%
Somewhat poor opinion (2)	35%	34%	27%	16%	37%	10%	26%
Very poor opinion (1)	35%	30%	21%	32%	36%	3%	26%
Mean	1,7	1,8	1,9	2,3	1,8	2,7	2,0
Not sure	21%	23%	38%	9%	13%	63%	28%







* : less than 0,5%

The average is the arithmetical average of the 6 countries surveyed. Therefore, this average is not a survey result itself.







	French	German	British	Italian	Spanish	American	Avg for 6 countries
Dmitri Medvedev (Russia)							
<i>Unweighted Base</i>	1,077	1,007	1,126	1,040	1,030	1,052	6,332
Very good + Somewhat good opinion (4+3)	7%	16%	12%	18%	13%	14%	13%
Very good opinion (4)	*	1%	1%	1%	1%	1%	1%
Somewhat good opinion (3)	7%	15%	11%	17%	12%	13%	12%
Very poor + Somewhat poor opinion (1+2)	55%	47%	35%	41%	52%	32%	44%
Somewhat poor opinion (2)	35%	32%	20%	28%	37%	21%	29%
Very poor opinion (1)	20%	15%	15%	13%	15%	11%	15%
Mean	1,8	2,0	2,0	2,1	2,0	2,1	2,0
Not sure	38%	36%	53%	41%	34%	54%	43%

* : less than 0,5%







	French	German	British	Italian	Spanish	American	Avg for 6 countries
Luiz Inacio Lula da Silva (Brazil)							
<i>Unweighted Base</i>	1,077	1,007	1,126	1,040	1,030	1,052	6,332
Very good + Somewhat good opinion (4+3)	30%	17%	14%	31%	54%	17%	27%
Very good opinion (4)	4%	1%	2%	4%	11%	1%	4%
Somewhat good opinion (3)	27%	15%	12%	28%	42%	15%	23%
Very poor + Somewhat poor opinion (1+2)	12%	20%	18%	27%	22%	15%	19%
Somewhat poor opinion (2)	9%	15%	11%	20%	17%	10%	14%
Very poor opinion (1)	3%	5%	7%	7%	5%	5%	5%
Mean	2,7	2,4	2,3	2,5	2,8	2,4	2,6
Not sure	58%	64%	69%	41%	24%	68%	54%







	French	German	British	Italian	Spanish	American	Avg for 6 countries
Mahmoud Ahmadinejad (Iran)							
<i>Unweighted Base</i>	1,077	1,007	1,126	1,040	1,030	1,052	6,332
Very good + Somewhat good opinion (4+3)	1%	6%	8%	8%	8%	6%	6%
Very good opinion (4)	*	1%	1%	2%	1%	1%	1%
Somewhat good opinion (3)	1%	5%	7%	7%	7%	5%	5%
Very poor + Somewhat poor opinion (1+2)	60%	60%	49%	64%	64%	57%	59%
Somewhat poor opinion (2)	21%	19%	20%	18%	29%	18%	21%
Very poor opinion (1)	40%	41%	29%	45%	35%	40%	38%
Mean	1,4	1,5	1,7	1,5	1,6	1,5	1,5
Not sure	38%	34%	42%	28%	28%	37%	35%

* : less than 0,5%

	French	German	British	Italian	Spanish	American	Avg for 6 countries
Hugo Chavez (Venezuela)							
<i>Unweighted Base</i>	1,077	1,007	1,126	1,040	1,030	1,052	6,332
Very good + Somewhat good opinion (4+3)	29%	14%	14%	19%	11%	11%	16%
Very good opinion (4)	5%	2%	2%	2%	3%	2%	3%
Somewhat good opinion (3)	24%	13%	12%	16%	8%	9%	14%
Very poor + Somewhat poor opinion (1+2)	30%	34%	27%	45%	79%	56%	45%
Somewhat poor opinion (2)	23%	21%	15%	29%	29%	20%	23%
Very poor opinion (1)	7%	13%	12%	16%	50%	36%	22%
Mean	2,5	2,1	2,1	2,1	1,6	1,7	2,0
Not sure	41%	51%	60%	36%	10%	33%	39%

The average is the arithmetical average of the 6 countries surveyed. Therefore, this average is not a survey result itself.

							Avg for 6 countries
Fidel Castro (Cuba)							
<i>Unweighted Base</i>	1,077	1,007	1,126	1,040	1,030	1,052	6,332
Very good + Somewhat good opinion (4+3)	11%	19%	22%	26%	15%	11%	17%
Very good opinion (4)	1%	3%	3%	5%	3%	2%	3%
Somewhat good opinion (3)	11%	16%	19%	21%	12%	9%	15%
Very poor + Somewhat poor opinion (1+2)	60%	57%	46%	51%	76%	72%	60%
Somewhat poor opinion (2)	38%	36%	24%	30%	35%	27%	32%
Very poor opinion (1)	22%	21%	22%	21%	41%	45%	29%
Mean	1,9	2,0	2,0	2,1	1,7	1,6	1,9
Not sure	29%	24%	33%	23%	10%	16%	23%

							Avg for 6 countries
Bashar al-Assad (Syria)							
<i>Unweighted Base</i>	1,077	1,007	1,126	1,040	1,030	1,052	6,332
Very good + Somewhat good opinion (4+3)	6%	10%	9%	14%	14%	8%	10%
Very good opinion (4)	*	*	*	2%	1%	2%	1%
Somewhat good opinion (3)	6%	10%	9%	13%	13%	7%	9%
Very poor + Somewhat poor opinion (1+2)	45%	32%	27%	28%	40%	33%	34%
Somewhat poor opinion (2)	30%	24%	17%	21%	28%	19%	23%
Very poor opinion (1)	15%	8%	10%	6%	13%	13%	11%
Mean	1,8	2,1	2,0	2,2	2,0	1,9	2,0
Not sure	49%	58%	64%	58%	46%	59%	56%







* : less than 0,5%







The average is the arithmetical average of the 6 countries surveyed. Therefore, this average is not a survey result itself.







ANNEXE 3 : INFLUENCE DETAILED PER COUNTRY







For each of the following people, please indicate whether you have a very good, somewhat good, somewhat poor or a very poor opinion of that person.

Base : All respondents







	French	German	British	Italian	Spanish	American	Avg for 6 countries
Barack Obama (USA)							
<i>Unweighted Base</i>	1,077	1,007	1,126	1,040	1,030	1,052	6,332
A great deal of influence + Some influence (4+3)	83%	79%	77%	83%	87%	81%	82%
A great deal of influence (4)	65%	63%	62%	75%	78%	57%	67%
Some influence (3)	18%	16%	15%	8%	9%	24%	15%
Not influence at all + Just a little influence (1+2)	3%	3%	6%	3%	3%	6%	4%
Just a little influence (2)	2%	2%	2%	2%	2%	3%	2%
No influence at all (1)	1%	1%	4%	1%	1%	3%	2%
Mean	3,7	3,7	3,6	3,8	3,8	3,6	3,7
Not sure	14%	17%	17%	14%	10%	13%	14%







	French	German	British	Italian	Spanish	American	Avg for 6 countries
Angela Merkel (Germany)							
<i>Unweighted Base</i>	1,077	1,007	1,126	1,040	1,030	1,052	6,332
A great deal of influence + Some influence (4+3)	64%	62%	46%	66%	78%	41%	59%
A great deal of influence (4)	15%	19%	9%	27%	37%	7%	19%
Some influence (3)	49%	43%	37%	39%	41%	34%	40%
Not influence at all + Just a little influence (1+2)	15%	22%	22%	12%	7%	17%	16%
Just a little influence (2)	14%	19%	16%	10%	5%	14%	13%
No influence at all (1)	1%	3%	6%	2%	2%	3%	3%
Mean	3,0	2,9	2,7	3,2	3,3	2,8	3,0
Not sure	21%	16%	33%	21%	15%	43%	25%







	French	German	British	Italian	Spanish	American	Avg for 6 countries
The Dalai Lama							
<i>Unweighted Base</i>	1,077	1,007	1,126	1,040	1,030	1,052	6,332
A great deal of influence + Some influence (4+3)	29%	24%	26%	40%	39%	38%	33%
A great deal of influence (4)	8%	4%	4%	14%	12%	11%	9%
Some influence (3)	21%	20%	22%	26%	27%	27%	24%
Not influence at all + Just a little influence (1+2)	52%	54%	46%	42%	46%	35%	45%
Just a little influence (2)	38%	39%	27%	29%	35%	22%	31%
No influence at all (1)	14%	15%	19%	13%	11%	13%	14%
Mean	2,3	2,2	2,2	2,5	2,5	2,5	2,3
Not sure	19%	23%	29%	19%	15%	28%	22%







	French	German	British	Italian	Spanish	American	Avg for 6 countries
Nicolas Sarkozy (France)							
<i>Unweighted Base</i>	1,077	1,007	1,126	1,040	1,030	1,052	6,332
A great deal of influence + Some influence (4+3)	57%	55%	42%	68%	79%	41%	57%
A great deal of influence (4)	10%	11%	8%	24%	35%	8%	16%
Some influence (3)	47%	44%	34%	44%	44%	33%	41%
Not influence at all + Just a little influence (1+2)	29%	20%	29%	15%	9%	20%	20%
Just a little influence (2)	23%	18%	20%	12%	7%	16%	16%
No influence at all (1)	6%	2%	9%	3%	2%	4%	4%
Mean	2,7	2,9	2,6	3,1	3,3	2,8	2,9
Not sure	15%	25%	29%	17%	12%	39%	23%







The average is the arithmetical average of the 6 countries surveyed. Therefore, this average is not a survey result itself.

	French	German	British	Italian	Spanish	American	Avg for 6 countries
Tony Blair (Great Britain)							
<i>Unweighted Base</i>	1,077	1,007	1,126	1,040	1,030	1,052	6,332
A great deal of influence + Some influence (4+3)	35%	41%	27%	49%	53%	55%	44%
A great deal of influence (4)	5%	8%	5%	16%	17%	18%	12%
Some influence (3)	30%	33%	22%	33%	36%	37%	32%
Not influence at all + Just a little influence (1+2)	40%	36%	54%	31%	32%	21%	35%
Just a little influence (2)	32%	25%	25%	19%	24%	15%	23%
No influence at all (1)	8%	11%	29%	12%	8%	6%	12%
Mean	2,4	2,5	2,0	2,7	2,7	2,9	2,5
Not sure	25%	23%	20%	20%	15%	24%	21%







	French	German	British	Italian	Spanish	American	Avg for 6 countries
Gordon Brown (Great Britain)							
<i>Unweighted Base</i>	1,077	1,007	1,126	1,040	1,030	1,052	6,332
A great deal of influence + Some influence (4+3)	47%	44%	51%	56%	67%	49%	52%
A great deal of influence (4)	5%	6%	14%	18%	21%	16%	13%
Some influence (3)	42%	38%	37%	38%	46%	33%	39%
Not influence at all + Just a little influence (1+2)	23%	23%	31%	19%	12%	13%	21%
Just a little influence (2)	21%	20%	17%	17%	9%	10%	16%
No influence at all (1)	2%	3%	14%	2%	3%	3%	5%
Mean	2,7	2,7	2,6	3,0	3,1	3,0	2,8
Not sure	29%	32%	18%	26%	22%	38%	27%







	French	German	British	Italian	Spanish	American	Avg for 6 countries
Pope Benedict XVI							
<i>Unweighted Base</i>	1,077	1,007	1,126	1,040	1,030	1,052	6,332
A great deal of influence + Some influence (4+3)	28%	32%	35%	64%	56%	57%	45%
A great deal of influence (4)	6%	8%	10%	34%	21%	24%	17%
Some influence (3)	22%	24%	25%	30%	35%	33%	28%
Not influence at all + Just a little influence (1+2)	51%	49%	41%	22%	32%	23%	36%
Just a little influence (2)	34%	32%	26%	16%	21%	17%	24%
No influence at all (1)	17%	17%	15%	6%	11%	6%	12%
Mean	2,2	2,3	2,4	3,1	2,7	2,9	2,6
Not sure	21%	18%	24%	14%	12%	21%	18%







	French	German	British	Italian	Spanish	American	Avg for 6 countries
Vladimir Putin (Russia)							
<i>Unweighted Base</i>	1,077	1,007	1,126	1,040	1,030	1,052	6,332
A great deal of influence + Some influence (4+3)	60%	69%	56%	68%	64%	57%	62%
A great deal of influence (4)	21%	34%	23%	42%	27%	22%	28%
Some influence (3)	39%	35%	33%	26%	37%	35%	34%
Not influence at all + Just a little influence (1+2)	16%	9%	15%	11%	19%	12%	14%
Just a little influence (2)	13%	8%	11%	9%	15%	9%	11%
No influence at all (1)	3%	1%	4%	2%	4%	3%	3%
Mean	3,0	3,3	3,1	3,4	3,0	3,1	3,2
Not sure	24%	22%	29%	21%	17%	32%	24%







	French	German	British	Italian	Spanish	American	Avg for 6 countries
Ban Ki-moon (United Nations)							
<i>Unweighted Base</i>	1,077	1,007	1,126	1,040	1,030	1,052	6,332
A great deal of influence + Some influence (4+3)	38%	38%	44%	42%	52%	39%	42%
A great deal of influence (4)	9%	8%	11%	12%	15%	10%	11%
Some influence (3)	29%	30%	33%	30%	37%	29%	31%
Not influence at all + Just a little influence (1+2)	30%	27%	22%	25%	21%	19%	24%
Just a little influence (2)	26%	21%	15%	19%	16%	14%	18%
No influence at all (1)	4%	6%	7%	6%	5%	5%	6%
Mean	2,6	2,6	2,7	2,7	2,9	2,8	2,7
Not sure	33%	35%	33%	32%	27%	42%	34%







The average is the arithmetical average of the 6 countries surveyed. Therefore, this average is not a survey result itself.

	French	German	British	Italian	Spanish	American	Avg for 6 countries
Jose Manuel Barroso (European Union)							
<i>Unweighted Base</i>	1,077	1,007	1,126	1,040	1,030	1,052	6,332
A great deal of influence + Some influence (4+3)	42%	42%	40%	49%	53%	32%	43%
A great deal of influence (4)	9%	9%	7%	15%	11%	8%	10%
Some influence (3)	33%	33%	33%	34%	42%	24%	33%
Not influence at all + Just a little influence (1+2)	26%	23%	25%	24%	24%	19%	23%
Just a little influence (2)	23%	19%	17%	20%	19%	15%	19%
No influence at all (1)	3%	4%	8%	4%	5%	4%	4%
Mean	2,7	2,7	2,6	2,8	2,8	2,7	2,7
Not sure	33%	35%	36%	28%	23%	49%	34%







	French	German	British	Italian	Spanish	American	Avg for 6 countries
Jose Luis Rodriguez Zapatero (Spain)							
<i>Unweighted Base</i>	1,077	1,007	1,126	1,040	1,030	1,052	6,332
A great deal of influence + Some influence (4+3)	37%	24%	22%	50%	39%	23%	33%
A great deal of influence (4)	3%	2%	1%	13%	7%	3%	5%
Some influence (3)	34%	22%	21%	37%	32%	20%	28%
Not influence at all + Just a little influence (1+2)	37%	36%	36%	29%	52%	29%	36%
Just a little influence (2)	32%	31%	27%	23%	35%	23%	28%
No influence at all (1)	5%	5%	9%	6%	17%	6%	8%
Mean	2,5	2,4	2,3	2,7	2,3	2,4	2,4
Not sure	26%	40%	42%	21%	9%	48%	31%







	French	German	British	Italian	Spanish	American	Avg for 6 countries
Hu Jintao (China)							
<i>Unweighted Base</i>	1,077	1,007	1,126	1,040	1,030	1,052	6,332
A great deal of influence + Some influence (4+3)	52%	47%	49%	53%	54%	55%	51%
A great deal of influence (4)	21%	18%	21%	28%	23%	23%	22%
Some influence (3)	31%	29%	28%	25%	31%	32%	29%
Not influence at all + Just a little influence (1+2)	15%	17%	16%	13%	17%	10%	15%
Just a little influence (2)	13%	14%	11%	9%	13%	7%	11%
No influence at all (1)	2%	3%	5%	4%	4%	3%	4%
Mean	3,1	3,0	3,0	3,2	3,0	3,2	3,1
Not sure	32%	37%	36%	34%	28%	36%	34%







	French	German	British	Italian	Spanish	American	Avg for 6 countries
Silvio Berlusconi (Italy)							
<i>Unweighted Base</i>	1,077	1,007	1,126	1,040	1,030	1,052	6,332
A great deal of influence + Some influence (4+3)	29%	35%	27%	52%	55%	24%	37%
A great deal of influence (4)	3%	4%	2%	20%	8%	3%	7%
Some influence (3)	26%	31%	25%	32%	47%	21%	30%
Not influence at all + Just a little influence (1+2)	48%	38%	39%	36%	31%	28%	37%
Just a little influence (2)	39%	32%	29%	20%	24%	23%	28%
No influence at all (1)	9%	6%	10%	16%	7%	5%	9%
Mean	2,3	2,4	2,3	2,7	2,6	2,4	2,5
Not sure	23%	26%	34%	13%	14%	48%	26%







	French	German	British	Italian	Spanish	American	Avg for 6 countries
Dmitri Medvedev (Russia)							
<i>Unweighted Base</i>	1,077	1,007	1,126	1,040	1,030	1,052	6,332
A great deal of influence + Some influence (4+3)	34%	49%	35%	41%	46%	40%	40%
A great deal of influence (4)	7%	14%	7%	13%	11%	10%	10%
Some influence (3)	27%	35%	28%	28%	35%	30%	30%
Not influence at all + Just a little influence (1+2)	33%	22%	23%	26%	25%	18%	25%
Just a little influence (2)	26%	18%	15%	20%	20%	14%	19%
No influence at all (1)	7%	4%	8%	6%	5%	4%	6%
Mean	2,5	2,8	2,6	2,7	2,7	2,8	2,7
Not sure	33%	29%	42%	33%	29%	42%	35%







The average is the arithmetical average of the 6 countries surveyed. Therefore, this average is not a survey result itself.

	French	German	British	Italian	Spanish	American	Avg for 6 countries
Luiz Inacio Lula da Silva (Brazil)							
<i>Unweighted Base</i>	1,077	1,007	1,126	1,040	1,030	1,052	6,332
A great deal of influence + Some influence (4+3)	22%	13%	16%	28%	43%	23%	24%
A great deal of influence (4)	1%	1%	1%	4%	6%	3%	3%
Some influence (3)	21%	12%	15%	24%	37%	20%	21%
Not influence at all + Just a little influence (1+2)	38%	43%	39%	38%	35%	28%	37%
Just a little influence (2)	31%	33%	25%	28%	29%	21%	28%
No influence at all (1)	7%	10%	14%	10%	6%	7%	9%
Mean	2,3	2,1	2,1	2,3	2,6	2,4	2,3
Not sure	40%	45%	46%	34%	22%	49%	39%

	French	German	British	Italian	Spanish	American	Avg for 6 countries
Mahmoud Ahmadinejad (Iran)							
<i>Unweighted Base</i>	1,077	1,007	1,126	1,040	1,030	1,052	6,332
A great deal of influence + Some influence (4+3)	31%	30%	26%	49%	39%	38%	36%
A great deal of influence (4)	5%	7%	5%	18%	8%	10%	9%
Some influence (3)	26%	23%	21%	31%	31%	28%	27%
Not influence at all + Just a little influence (1+2)	34%	38%	37%	22%	34%	27%	32%
Just a little influence (2)	25%	29%	25%	16%	25%	18%	23%
No influence at all (1)	9%	9%	12%	6%	9%	9%	9%
Mean	2,4	2,4	2,3	2,9	2,5	2,6	2,5
Not sure	35%	32%	36%	29%	26%	35%	32%

	French	German	British	Italian	Spanish	American	Avg for 6 countries
Hugo Chavez (Venezuela)							
<i>Unweighted Base</i>	1,077	1,007	1,126	1,040	1,030	1,052	6,332
A great deal of influence + Some influence (4+3)	24%	13%	15%	29%	34%	33%	25%
A great deal of influence (4)	2%	2%	1%	4%	6%	8%	4%
Some influence (3)	22%	11%	14%	25%	28%	25%	21%
Not influence at all + Just a little influence (1+2)	43%	46%	41%	39%	53%	36%	44%
Just a little influence (2)	36%	33%	24%	28%	36%	26%	31%
No influence at all (1)	7%	13%	17%	11%	17%	10%	13%
Mean	2,3	2,0	2,0	2,3	2,3	2,5	2,2
Not sure	33%	40%	44%	32%	13%	31%	32%

	French	German	British	Italian	Spanish	American	Avg for 6 countries
Fidel Castro (Cuba)							
<i>Unweighted Base</i>	1,077	1,007	1,126	1,040	1,030	1,052	6,332
A great deal of influence + Some influence (4+3)	13%	15%	15%	29%	25%	26%	21%
A great deal of influence (4)	1%	3%	1%	7%	5%	6%	4%
Some influence (3)	12%	12%	14%	22%	20%	20%	17%
Not influence at all + Just a little influence (1+2)	60%	59%	52%	49%	63%	51%	56%
Just a little influence (2)	40%	35%	26%	29%	37%	30%	33%
No influence at all (1)	20%	24%	26%	20%	26%	21%	23%
Mean	1,9	1,9	1,9	2,2	2,1	2,2	2,0
Not sure	27%	27%	32%	22%	12%	23%	24%

	French	German	British	Italian	Spanish	American	Avg for 6 countries
Bashar al-Assad (Syria)							
<i>Unweighted Base</i>	1,077	1,007	1,126	1,040	1,030	1,052	6,332
A great deal of influence + Some influence (4+3)	15%	13%	17%	21%	22%	24%	19%
A great deal of influence (4)	1%	1%	1%	4%	2%	3%	2%
Some influence (3)	14%	12%	16%	17%	20%	21%	17%
Not influence at all + Just a little influence (1+2)	45%	44%	40%	35%	43%	31%	39%
Just a little influence (2)	34%	31%	28%	24%	32%	22%	28%
No influence at all (1)	11%	13%	12%	11%	11%	9%	11%
Mean	2,1	2,0	2,1	2,3	2,2	2,3	2,2
Not sure	40%	43%	44%	43%	36%	45%	42%

The average is the arithmetical average of the 6 countries surveyed. Therefore, this average is not a survey result itself.

About Harris Interactive

Harris Interactive is a global leader in custom market research. With a long and rich history in multimodal research, powered by our science and technology, we assist clients in achieving business results. Harris Interactive serves clients globally through our North American, European and Asian offices and a network of independent market research firms. For more information, please visit: www.harrisinteractive.com.

Press contacts

Harris Interactive en France:

Laurence Lavernhe - Tel: 01 44 87 60 94- llavernhe@harrisinteractive.fr

Harris Interactive Corporate Communications:

Office: +1 (585) 214-7479

press@harrisinteractive.net

The average is the arithmetical average of the 6 countries surveyed. Therefore, this average is not a survey result itself.