

Interactive System Board Viewer

HP Z2 G8 Small Form Factor Workstation PC

Welcome to the interactive System Board for the
HP Z2 G8 Small Form Factor Workstation PC

Here's how to use it...

[Zoomable View](#) (Click the link to navigate to the viewer)


On the Zoomable View page, you will find the viewer's zoom navigation links above the viewer on the left-hand side. You can choose from four levels of magnification: 1x, 2x, 3x, and 4x.

1x: The default magnification is 1x and at this magnification you can view the location of a feature by selecting it from the numbered list on the left.



2x, 3x, 4x: When you choose a greater magnification level, you use the navigation arrows and numbered features list to focus on the feature that you wish to review.

That's it!


1x view






2 X View



1. USB 2.0 (x1)/USB 3.0 (x1)/ USB 3.1 (x2)
2. USB 2.0 (x2) / RJ-45
3. Optical IO connector
4. DisplayPort (x2)
5. CPU Power connector (x2)
6. CPU Fan connector
7. CPU socket
8. CPU Fan connector
9. Memory Module sockets (x4)
10. CMOS Battery socket
11. Power Button
12. Headset port
13. USB 3.1 (x2)/USB 3.0 (x2)
14. USB 3.1 Type-C Charging Port
15. SATA Power connector
16. SATA 1/ SATA 2 connectors
17. M.2 Solid State Drive socket
18. Secondary M.2 Solid State Drive socket
19. Speaker connector
20. M.2 Wireless LAN connector
21. Power connector
22. SATA 0/ SATA 3 connectors
23. Chassis Fan connector
24. Mother Board Power connector
25. CMOS Reset button
26. PS2/COM connector
27. PCI Express x16 socket
28. PCI Express x4 socket
29. PCI Express x1 socket
30. PCI Express x16 socket
31. COM A connector
32. Secondary Chassis Fan connector
33. Hood Sensor connector






2 X View






- 1. USB 2.0 (x1)/USB 3.0 (x1)/ USB 3.1 (x2)
- 2. USB 2.0 (x2) / RJ-45
- 3. Optical IO connector
- 4. DisplayPort (x2)
- 5. CPU Power connector (x2)
- 6. CPU Fan connector
- 7. CPU socket
- 8. CPU Fan connector
- 9. Memory Module sockets (x4)
- 10. CMOS Battery socket
- 11. Power Button
- 12. Headset port
- 13. USB 3.1 (x2)/USB 3.0 (x2)
- 14. USB 3.1 Type-C Charging Port
- 15. SATA Power connector
- 16. SATA 1/ SATA 2 connectors
- 17. M.2 Solid State Drive socket
- 18. Secondary M.2 Solid State Drive socket
- 19. Speaker connector
- 20. M.2 Wireless LAN connector
- 21. Power connector
- 22. SATA 0/ SATA 3 connectors
- 23. Chassis Fan connector
- 24. Mother Board Power connector
- 25. CMOS Reset button
- 26. PS2/COM connector
- 27. PCI Express x16 socket
- 28. PCI Express x4 socket
- 29. PCI Express x1 socket
- 30. PCI Express x16 socket
- 31. COM A connector
- 32. Secondary Chassis Fan connector
- 33. Hood Sensor connector

2 X View






- 1. USB 2.0 (x1)/USB 3.0 (x1)/ USB 3.1 (x2)
- 2. USB 2.0 (x2) / RJ-45
- 3. Optical IO connector
- 4. DisplayPort (x2)
- 5. CPU Power connector (x2)
- 6. CPU Fan connector
- 7. CPU socket
- 8. CPU Fan connector
- 9. Memory Module sockets (x4)
- 10. CMOS Battery socket
- 11. Power Button
- 12. Headset port
- 13. USB 3.1 (x2)/USB 3.0 (x2)
- 14. USB 3.1 Type-C Charging Port
- 15. SATA Power connector
- 16. SATA 1/ SATA 2 connectors
- 17. M.2 Solid State Drive socket
- 18. Secondary M.2 Solid State Drive socket
- 19. Speaker connector
- 20. M.2 Wireless LAN connector
- 21. Power connector
- 22. SATA 0/ SATA 3 connectors
- 23. Chassis Fan connector
- 24. Mother Board Power connector
- 25. CMOS Reset button
- 26. PS2/COM connector
- 27. PCI Express x16 socket
- 28. PCI Express x4 socket
- 29. PCI Express x1 socket
- 30. PCI Express x16 socket
- 31. COM A connector
- 32. Secondary Chassis Fan connector
- 33. Hood Sensor connector

2 X View






1. USB 2.0 (x1)/USB 3.0 (x1)/ USB 3.1 (x2)
2. USB 2.0 (x2) / RJ-45
3. Optical IO connector
4. DisplayPort (x2)
5. CPU Power connector (x2)
6. CPU Fan connector
7. CPU socket
8. CPU Fan connector
9. Memory Module sockets (x4)
10. CMOS Battery socket
11. Power Button
12. Headset port
13. USB 3.1 (x2)/USB 3.0 (x2)
14. USB 3.1 Type-C Charging Port
15. SATA Power connector
16. SATA 1/ SATA 2 connectors
17. M.2 Solid State Drive socket
18. Secondary M.2 Solid State Drive socket
19. Speaker connector
20. M.2 Wireless LAN connector
21. Power connector
22. SATA 0/ SATA 3 connectors
23. Chassis Fan connector
24. Mother Board Power connector
25. CMOS Reset button
26. PS2/COM connector
27. PCI Express x16 socket
28. PCI Express x4 socket
29. PCI Express x1 socket
30. PCI Express x16 socket
31. COM A connector
32. Secondary Chassis Fan connector
33. Hood Sensor connector

3 X View






1. USB 2.0 (x1)/USB 3.0 (x1)/ USB 3.1 (x2)
2. USB 2.0 (x2) / RJ-45
3. Optical IO connector
4. DisplayPort (x2)
5. CPU Power connector (x2)
6. CPU Fan connector
7. CPU socket
8. CPU Fan connector
9. Memory Module sockets (x4)
10. CMOS Battery socket
11. Power Button
12. Headset port
13. USB 3.1 (x2)/USB 3.0 (x2)
14. USB 3.1 Type-C Charging Port
15. SATA Power connector
16. SATA 1/ SATA 2 connectors
17. M.2 Solid State Drive socket
18. Secondary M.2 Solid State Drive socket
19. Speaker connector
20. M.2 Wireless LAN connector
21. Power connector
22. SATA 0/ SATA 3 connectors
23. Chassis Fan connector
24. Mother Board Power connector
25. CMOS Reset button
26. PS2/COM connector
27. PCI Express x16 socket
28. PCI Express x4 socket
29. PCI Express x1 socket
30. PCI Express x16 socket
31. COM A connector
32. Secondary Chassis Fan connector
33. Hood Sensor connector

3 X View






1. USB 2.0 (x1)/USB 3.0 (x1)/ USB 3.1 (x2)
2. USB 2.0 (x2) / RJ-45
3. Optical IO connector
4. DisplayPort (x2)
5. CPU Power connector (x2)
6. CPU Fan connector
7. CPU socket
8. CPU Fan connector
9. Memory Module sockets (x4)
10. CMOS Battery socket
11. Power Button
12. Headset port
13. USB 3.1 (x2)/USB 3.0 (x2)
14. USB 3.1 Type-C Charging Port
15. SATA Power connector
16. SATA 1/ SATA 2 connectors
17. M.2 Solid State Drive socket
18. Secondary M.2 Solid State Drive socket
19. Speaker connector
20. M.2 Wireless LAN connector
21. Power connector
22. SATA 0/ SATA 3 connectors
23. Chassis Fan connector
24. Mother Board Power connector
25. CMOS Reset button
26. PS2/COM connector
27. PCI Express x16 socket
28. PCI Express x4 socket
29. PCI Express x1 socket
30. PCI Express x16 socket
31. COM A connector
32. Secondary Chassis Fan connector
33. Hood Sensor connector

3 X View






1. USB 2.0 (x1)/USB 3.0 (x1)/ USB 3.1 (x2)
2. USB 2.0 (x2) / RJ-45
3. Optical IO connector
4. DisplayPort (x2)
5. CPU Power connector (x2)
6. CPU Fan connector
7. CPU socket
8. CPU Fan connector
9. Memory Module sockets (x4)
10. CMOS Battery socket
11. Power Button
12. Headset port
13. USB 3.1 (x2)/USB 3.0 (x2)
14. USB 3.1 Type-C Charging Port
15. SATA Power connector
16. SATA 1/ SATA 2 connectors
17. M.2 Solid State Drive socket
18. Secondary M.2 Solid State Drive socket
19. Speaker connector
20. M.2 Wireless LAN connector
21. Power connector
22. SATA 0/ SATA 3 connectors
23. Chassis Fan connector
24. Mother Board Power connector
25. CMOS Reset button
26. PS2/COM connector
27. PCI Express x16 socket
28. PCI Express x4 socket
29. PCI Express x1 socket
30. PCI Express x16 socket
31. COM A connector
32. Secondary Chassis Fan connector
33. Hood Sensor connector

3 X View





1. USB 2.0 (x1)/USB 3.0 (x1)/ USB 3.1 (x2)
2. USB 2.0 (x2) / RJ-45
3. Optical IO connector
4. DisplayPort (x2)
5. CPU Power connector (x2)
6. CPU Fan connector
7. CPU socket
8. CPU Fan connector
9. Memory Module sockets (x4)
10. CMOS Battery socket
11. Power Button
12. Headset port
13. USB 3.1 (x2)/USB 3.0 (x2)
14. USB 3.1 Type-C Charging Port
15. SATA Power connector
16. SATA 1/ SATA 2 connectors
17. M.2 Solid State Drive socket
18. Secondary M.2 Solid State Drive socket
19. Speaker connector
20. M.2 Wireless LAN connector
21. Power connector
22. SATA 0/ SATA 3 connectors
23. Chassis Fan connector
24. Mother Board Power connector
25. CMOS Reset button
26. PS2/COM connector
27. PCI Express x16 socket
28. PCI Express x4 socket
29. PCI Express x1 socket
30. PCI Express x16 socket
31. COM A connector
32. Secondary Chassis Fan connector
33. Hood Sensor connector

4 X View






1. USB 2.0 (x1)/USB 3.0 (x1)/ USB 3.1 (x2)
2. USB 2.0 (x2) / RJ-45
3. Optical IO connector
4. DisplayPort (x2)
5. CPU Power connector (x2)
6. CPU Fan connector
7. CPU socket
8. CPU Fan connector
9. Memory Module sockets (x4)
10. CMOS Battery socket
11. Power Button
12. Headset port
13. USB 3.1 (x2)/USB 3.0 (x2)
14. USB 3.1 Type-C Charging Port
15. SATA Power connector
16. SATA 1/ SATA 2 connectors
17. M.2 Solid State Drive socket
18. Secondary M.2 Solid State Drive socket
19. Speaker connector
20. M.2 Wireless LAN connector
21. Power connector
22. SATA 0/ SATA 3 connectors
23. Chassis Fan connector
24. Mother Board Power connector
25. CMOS Reset button
26. PS2/COM connector
27. PCI Express x16 socket
28. PCI Express x4 socket
29. PCI Express x1 socket
30. PCI Express x16 socket
31. COM A connector
32. Secondary Chassis Fan connector
33. Hood Sensor connector

4 X View






1. USB 2.0 (x1)/USB 3.0 (x1)/ USB 3.1 (x2)
2. USB 2.0 (x2) / RJ-45
3. Optical IO connector
4. DisplayPort (x2)
5. CPU Power connector (x2)
6. CPU Fan connector
7. CPU socket
8. CPU Fan connector
9. Memory Module sockets (x4)
10. CMOS Battery socket
11. Power Button
12. Headset port
13. USB 3.1 (x2)/USB 3.0 (x2)
14. USB 3.1 Type-C Charging Port
15. SATA Power connector
16. SATA 1/ SATA 2 connectors
17. M.2 Solid State Drive socket
18. Secondary M.2 Solid State Drive socket
19. Speaker connector
20. M.2 Wireless LAN connector
21. Power connector
22. SATA 0/ SATA 3 connectors
23. Chassis Fan connector
24. Mother Board Power connector
25. CMOS Reset button
26. PS2/COM connector
27. PCI Express x16 socket
28. PCI Express x4 socket
29. PCI Express x1 socket
30. PCI Express x16 socket
31. COM A connector
32. Secondary Chassis Fan connector
33. Hood Sensor connector

4 X View





1. USB 2.0 (x1)/USB 3.0 (x1)/ USB 3.1 (x2)
2. USB 2.0 (x2) / RJ-45
3. Optical IO connector
4. DisplayPort (x2)
5. CPU Power connector (x2)
6. CPU Fan connector
7. CPU socket
8. CPU Fan connector
9. Memory Module sockets (x4)
10. CMOS Battery socket
11. Power Button
12. Headset port
13. USB 3.1 (x2)/USB 3.0 (x2)
14. USB 3.1 Type-C Charging Port
15. SATA Power connector
16. SATA 1/ SATA 2 connectors
17. M.2 Solid State Drive socket
18. Secondary M.2 Solid State Drive socket
19. Speaker connector
20. M.2 Wireless LAN connector
21. Power connector
22. SATA 0/ SATA 3 connectors
23. Chassis Fan connector
24. Mother Board Power connector
25. CMOS Reset button
26. PS2/COM connector
27. PCI Express x16 socket
28. PCI Express x4 socket
29. PCI Express x1 socket
30. PCI Express x16 socket
31. COM A connector
32. Secondary Chassis Fan connector
33. Hood Sensor connector

4 X View






1. USB 2.0 (x1)/USB 3.0 (x1)/ USB 3.1 (x2)
2. USB 2.0 (x2) / RJ-45
3. Optical IO connector
4. DisplayPort (x2)
5. CPU Power connector (x2)
6. CPU Fan connector
7. CPU socket
8. CPU Fan connector
9. Memory Module sockets (x4)
10. CMOS Battery socket
11. Power Button
12. Headset port
13. USB 3.1 (x2)/USB 3.0 (x2)
14. USB 3.1 Type-C Charging Port
15. SATA Power connector
16. SATA 1/ SATA 2 connectors
17. M.2 Solid State Drive socket
18. Secondary M.2 Solid State Drive socket
19. Speaker connector
20. M.2 Wireless LAN connector
21. Power connector
22. SATA 0/ SATA 3 connectors
23. Chassis Fan connector
24. Mother Board Power connector
25. CMOS Reset button
26. PS2/COM connector
27. PCI Express x16 socket
28. PCI Express x4 socket
29. PCI Express x1 socket
30. PCI Express x16 socket
31. COM A connector
32. Secondary Chassis Fan connector
33. Hood Sensor connector

4 X View






1. USB 2.0 (x1)/USB 3.0 (x1)/ USB 3.1 (x2)
2. USB 2.0 (x2) / RJ-45
3. Optical IO connector
4. DisplayPort (x2)
5. CPU Power connector (x2)
6. CPU Fan connector
7. CPU socket
8. CPU Fan connector
9. Memory Module sockets (x4)
10. CMOS Battery socket
11. Power Button
12. Headset port
13. USB 3.1 (x2)/USB 3.0 (x2)
14. USB 3.1 Type-C Charging Port
15. SATA Power connector
16. SATA 1/ SATA 2 connectors
17. M.2 Solid State Drive socket
18. Secondary M.2 Solid State Drive socket
19. Speaker connector
20. M.2 Wireless LAN connector
21. Power connector
22. SATA 0/ SATA 3 connectors
23. Chassis Fan connector
24. Mother Board Power connector
25. CMOS Reset button
26. PS2/COM connector
27. PCI Express x16 socket
28. PCI Express x4 socket
29. PCI Express x1 socket
30. PCI Express x16 socket
31. COM A connector
32. Secondary Chassis Fan connector
33. Hood Sensor connector

4 X View



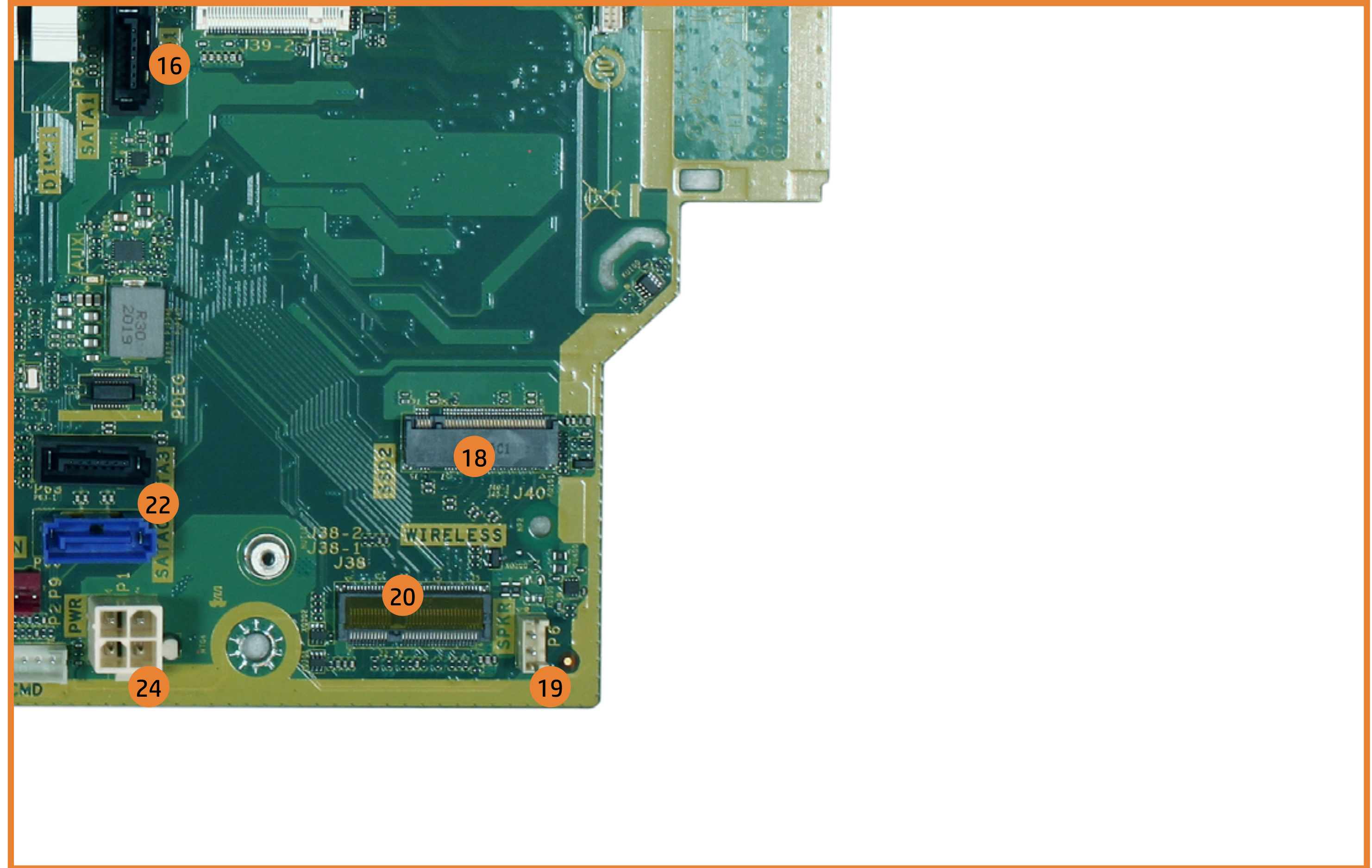


1. USB 2.0 (x1)/USB 3.0 (x1)/ USB 3.1 (x2)
2. USB 2.0 (x2) / RJ-45
3. Optical IO connector
4. DisplayPort (x2)
5. CPU Power connector (x2)
6. CPU Fan connector
7. CPU socket
8. CPU Fan connector
9. Memory Module sockets (x4)
10. CMOS Battery socket
11. Power Button
12. Headset port
13. USB 3.1 (x2)/USB 3.0 (x2)
14. USB 3.1 Type-C Charging Port
15. SATA Power connector
16. SATA 1/ SATA 2 connectors
17. M.2 Solid State Drive socket
18. Secondary M.2 Solid State Drive socket
19. Speaker connector
20. M.2 Wireless LAN connector
21. Power connector
22. SATA 0/ SATA 3 connectors
23. Chassis Fan connector
24. Mother Board Power connector
25. CMOS Reset button
26. PS2/COM connector
27. PCI Express x16 socket
28. PCI Express x4 socket
29. PCI Express x1 socket
30. PCI Express x16 socket
31. COM A connector
32. Secondary Chassis Fan connector
33. Hood Sensor connector

4 X View



1. USB 2.0 (x1)/USB 3.0 (x1)/ USB 3.1 (x2)
2. USB 2.0 (x2) / RJ-45
3. Optical IO connector
4. DisplayPort (x2)
5. CPU Power connector (x2)
6. CPU Fan connector
7. CPU socket
8. CPU Fan connector
9. Memory Module sockets (x4)
10. CMOS Battery socket
11. Power Button
12. Headset port
13. USB 3.1 (x2)/USB 3.0 (x2)
14. USB 3.1 Type-C Charging Port
15. SATA Power connector
16. SATA 1/ SATA 2 connectors
17. M.2 Solid State Drive socket
18. Secondary M.2 Solid State Drive socket
19. Speaker connector
20. M.2 Wireless LAN connector
21. Power connector
22. SATA 0/ SATA 3 connectors
23. Chassis Fan connector
24. Mother Board Power connector
25. CMOS Reset button
26. PS2/COM connector
27. PCI Express x16 socket
28. PCI Express x4 socket
29. PCI Express x1 socket
30. PCI Express x16 socket
31. COM A connector
32. Secondary Chassis Fan connector
33. Hood Sensor connector

4 X View



1. USB 2.0 (x1)/USB 3.0 (x1)/ USB 3.1 (x2)
2. USB 2.0 (x2) / RJ-45
3. Optical IO connector
4. DisplayPort (x2)
5. CPU Power connector (x2)
6. CPU Fan connector
7. CPU socket
8. CPU Fan connector
9. Memory Module sockets (x4)
10. CMOS Battery socket
11. Power Button
12. Headset port
13. USB 3.1 (x2)/USB 3.0 (x2)
14. USB 3.1 Type-C Charging Port
15. SATA Power connector
16. SATA 1/ SATA 2 connectors
17. M.2 Solid State Drive socket
18. Secondary M.2 Solid State Drive socket
19. Speaker connector
20. M.2 Wireless LAN connector
21. Power connector
22. SATA 0/ SATA 3 connectors
23. Chassis Fan connector
24. Mother Board Power connector
25. CMOS Reset button
26. PS2/COM connector
27. PCI Express x16 socket
28. PCI Express x4 socket
29. PCI Express x1 socket
30. PCI Express x16 socket
31. COM A connector
32. Secondary Chassis Fan connector
33. Hood Sensor connector