

Joash Repairs the Temple

Bible Story

2 Kings 12:4-15; 2 Chronicles 24:1-14

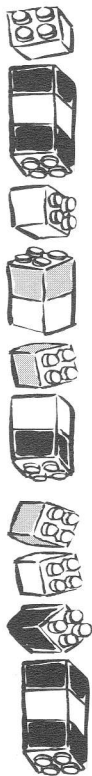
Teacher's Devotional

When Joash was a little child of three, his grandmother murdered the rest of her family

to ensure her own power. But Joash was hidden by Jehoiada the high priest and his wife. Crowned at the age of seven, he saw his grandmother break into the crowning ceremony and scream, "Treason!"

Perhaps remembering such fearful times under idolatry motivated Joash to learn well from Jehoiada, his chief protector. Joash's main contribution to the nation was certainly his work to restore the Temple and to call his people back to the worship of God.

The young ones we teach may never be called upon to lead a nation. But they need our teaching and love as much as future kings and queens! We have no idea what the future holds for them; but we do know that whatever challenges come their way, they will need to learn well how great and how worthy of their trust God is. In the whirl of classroom activity, the weight and power of such responsibility can be hard to remember. But we can rest in God's power, rather than in our own abilities; if we will ask, God will show us ways to teach our children to depend on Him in every situation.



God's Word

"Teach me your way, O Lord."
Psalm 27:11

God's Word & Me

I can learn from others ways to obey God.

Teacher's Planning

1. Choose which centers you will provide and the order in which children will participate in them. For tips on schedule planning, see page 7.
2. Plan who will lead each center. For staffing tips and ideas, see page 21.

Art Center: Edible Dough Sculptures

Collect

Bible, mixing bowl, 8-ounce package of cream cheese, ½ cup nonfat dry milk, 1 table-spoon honey, mixing spoon, plastic wrap, edible decorations (raisins, nuts, seeds, pieces of dried fruit), paper plates, waxed paper, paper, marker; optional—premoistened towelettes.

Prepare

Mix cream cheese, nonfat dry milk and honey in a bowl until well blended. Cover bowl tightly with plastic wrap. (Note: This recipe makes enough dough for four or five children. Repeat process as needed.) Place edible decorations on paper plates. Cut a place-mat-sized sheet of waxed paper for each child.

Post a note alerting parents to the use of food in this activity. Also check registration forms for possible food allergies.

Do

Children wash hands. (Optional: Children use premoistened towelettes to clean hands.) Give each child approximately ½ cup of dough and a sheet of waxed paper. Children make dough circles and add edible decorations to make faces of people who help them learn to obey God. (Note: If dough becomes sticky, sprinkle with more dry milk.)



Talk About

- Our Bible says, "Teach me your way, O Lord." "Lord" is another name for God. Let's make faces of people who help us learn to obey God.
- Angie, who reads to you from the Bible? I'm glad your aunt reads Bible stories to you. Royce, whose face are you making? What has your dad taught you about obeying God? When have you obeyed and shared your toys with your sister?



For Younger Children

Make dough circles on sheets of waxed paper before class. Children add edible decorations.

For Older Children

Children take turns telling the names of the people whose face they are making and ways those people have taught them about obeying God.

Dramatic Play Center: Temple Tidy-Up

Collect

Bible, cleaning materials (feather dusters, dust cloths, whisk brooms, squirt bottles, paper towels, etc.), decorating materials (colorful place mats, artificial flowers and vases, potted plants, paper and crayons, etc.).

Do

Children use cleaning materials to clean classroom furniture: sweep the floor, dust the shelves, wipe tables with damp paper towels, etc. Children also arrange decorating materials (set out place mats, put flowers in vases, draw pictures to display, etc.).

Talk About

- In our Bible story, King Joash asked the people to help clean and fix the Temple. The Temple was like a big church. Let's clean and fix up our classroom at our church.
- Our Bible says, "Teach me your way, O Lord." "Lord" is another name for God. When we ask God to teach us His "way," we are asking God to show us ways to obey Him.
- King Joash helped others know ways to obey God. We can learn ways to obey Him, too. What are some ways to learn what God wants us to do? (Listen to Bible stories. Ask our teacher or parents.)



For Younger Children

Drape a sheet over four chairs to create a pretend Temple. Provide Bible storybooks with pictures. Children look at books in the pretend Temple.

For Older Children

Bring in Bible-times costumes. Children dress in costumes and pretend to be cleaning the Temple as they clean classroom.

Worship Center

Collect

Bible, *Shake It Up!* songbook, *Shake It Up!* #2 cassette/CD and player, "My Helper" and "Heroes" word charts (pp. 119 and 117 in songbook).

Sing to God

Let's sing a song about how God is our helper. Play "My Helper" and lead children in singing song and doing suggested motions. **God helps us in many ways. God helps us learn to obey Him. We can also learn from others ways to obey God.**

Hear and Say God's Word

Holding your Bible open to Psalm 27:11, say verse aloud. **God wants us to obey Him. God can help us learn from others ways to obey Him!** Lead children in repeating the verse by clapping their hands on each word. Repeat with other motions: stomping feet, clapping hands over heads, tapping knees, etc.

Pray to God

We can ask God to help us learn to obey Him. We can thank God for the people who help us learn to obey God. Let's pray these words together: "Dear God, please help us learn to obey You. Thank You for the people who help us learn about You. In Jesus' name, amen." Lead children in saying the prayer with you.

Sing to God

In closing the worship time, play "Heroes." Invite children to sing along with you and do suggested motions. **Hearing stories about these Bible heroes helps us learn ways to obey God.**



Options

1. During prayer time, tell an age-appropriate example of a time someone helped you learn to obey God.
2. Provide rhythm instruments for children to use while singing "My Helper" and "Heroes."



Lesson 51

Read-Aloud Story and Activity Center

Collect


A copy of Story Picture 51 (pp. 107-108 from *Read-Aloud Story and Activity Book #2*) for each child and yourself, crayons or markers.

Prepare

Complete your copy of Story Picture 51.

Do

Listen to find out why this boy is in bed. Read story and show completed Story Picture 51. Distribute pictures. Use conversation suggestions in Let's Talk About the Story as children complete their pages.




Kindergarten Puzzle Center

Collect

Copies of Puzzles 101 and 102 (p. 209 and p. 211 from *The Big Book of Kindergarten Puzzles #2*) for each child, pencils, crayons or markers.

Do

Children complete the puzzles and color pages.



Games and Activities Center

Collect

The Big Book of Games and Activities for Young Children.


Prepare

Prepare "Clean Up" and/or "Mosaic," using Circle dominoes, as described (pp. 106 and/or pp. 241, 247-249 from *The Big Book of Games and Activities for Young Children*).

Do

Guide children to complete activities.

Bible Story Center



Collect

Bible, Picture 25 from *Bible Story Pictures #2*.

Tell the Story

Use the pictured motions (keywords in bold) or show Picture 25. For older children, tell the version of the story on the back of Picture 25.

Where is a special place you like to go?
Let's hear about a special place where God's people went to worship Him.



God's Word

"Teach me your way, O Lord."
Psalm 27:11



God's Word & Me

I can learn from others ways to obey God.



God's people were glad for their beautiful Temple. The Temple was a special place where people went to **pray** and learn about God. The people brought gifts of money to the Temple. The helpers in the Temple kept it clean and beautiful. They swept the floors. They dusted the furniture. They rubbed the bowls and candlesticks until they were bright and shiny.

After a while some of the people stopped coming to the Temple. Then more and more people stopped coming to the Temple. Finally, no one visited. Because there were no visitors, no one took care of the Temple for many years.

King Joash was **sad**. He was sad because God's Temple looked awful. The walls were broken. Dust and dirt covered everything. King Joash loved God. He wanted God's people to learn ways to love God and obey Him. King Joash thought *We MUST make God's Temple beautiful again, so people can come to pray and learn about God. But we will need MANY helpers. And we will need LOTS of money!*

King Joash's helpers told God's people, "We need **EVERYONE** to help make the Temple beautiful again. You may help by bringing money. Put your gifts of money in the big box at the Temple." Mothers and fathers, boys and girls came to drop their money in the big box. Clink! Clink! Clink! They were glad to give their money.

Soon there was enough money to pay helpers to fix the Temple. **Zzzzz**, **zzzzz** went their saws. **Tap, tap, tap** went their hammers. Some helpers dusted the furniture and swept the floor. Some helpers shined the bowls and vases. And some helpers made new bowls and vases. The Temple was clean and beautiful again.

King Joash called God's people to come to pray and learn about God at the Temple. God's people were glad to worship Him again in the beautiful Temple!



God's Word & Me



What happened to the Temple? (It got dirty and the walls were broken.) **What did King Joash ask people to do to fix the Temple?** (He asked people to bring money. He paid helpers to fix the Temple.) **King Joash helped God's people learn ways to obey God. We can learn from other people ways to obey God, too. Who teaches you about God?**

Construction Center: Play and Obey

Collect

Bible, manipulative building toys, toy people, toy vehicles.

Do

Children use building toys to build places of their own choice. Then children use toy people and toy vehicles as they play with their constructions.

Talk About

- Our Bible verse says, "Teach me your way, O Lord." "Lord" is another name for God. When we ask God to teach us His "way," we are asking God to show us how to obey Him. Let's build some places and talk about the people who help us learn to obey God at the places we build.
- Russell, who teaches you about the Bible at home? What is a way your brother told you to obey God?
- Jamie, what do you do at church to learn ways to obey God? That's right, we listen to Bible stories and learn Bible verses.
- Barbie, I see you're building a car. Who do you ride in the car with? What does your mom teach you about obeying God?
- Pray briefly, Dear God, teach us ways to obey You. Help us to listen and learn from others. Thank You for loving us and wanting us to follow You.




God's Word

"Teach me your way, O Lord."
Psalm 27:11

God's Word & Me

I can learn from others ways to obey God.



For Younger Children

Children use toy people to say a way to obey God and use manipulative building toys and toy people to act out the way.

For Older Children

Provide small adhesive labels and a marker. Assist children in labeling some of the toy people with names of people who help them learn about God. Children may also print their names on labels and attach them to toy people. Remove all labels after use.

Active Game Center: Target Sweep

Collect

Bible, masking tape, paper, basket or box, one broom (whisk, child-sized or regular) for every four to five children.

Prepare

On floor, outline a large masking-tape square. Make a masking-tape line on the opposite side of the playing area. (Note: Remove tape immediately after use.)

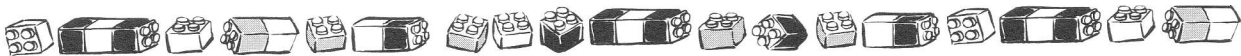

Do

1. Children crumple paper into balls and place in basket or box. Children line up behind masking-tape line. Hand brooms to the first few children and place basket or box next to them.
2. At your signal, the first few children select a paper ball and drop it onto the floor. Children use brooms to sweep balls into masking-tape square. Children return to line and hand brooms to the next children to repeat action. Continue until each child has a turn. Next, children sweep balls from masking-tape square back to starting line, placing paper balls back in basket or box. Repeat as time and interest allow.



Talk About

- In our Bible story, King Joash asked people to help fix the Temple. The Temple was like a big church. Helpers swept and cleaned and fixed up the Temple, so people could worship God again. Let's play a sweeping game!
- The Bible says, "Teach me your way, O Lord." "Lord" is another name for God. When we ask God to teach us His "way," we are asking God to show us how to obey Him. King Joash helped others obey God. Who helps you learn to obey God?



For Younger Children

Do not use paper balls. Children simply make sweeping motions with the broom as they move across the playing area to the target square.

For Older Children

Each child writes the first letter of his or her name on paper before crumpling it into a ball. After each round of play, pick a paper ball, open it and tell the letter. Children whose names begin with that letter tell ways they can obey God.