

LONGICORN BEETLES FROM NEW GUINEA, I (Cerambycidae)*

By J. Linsley Gressitt

BISHOP MUSEUM, HONOLULU

This first installment treats the members of the subfamilies Prioninae, Disteniinae, Lepturinae and Cerambycinae from New Guinea, the Aru Islands, and the Bismarck Archipelago. A few records of specimens from closely neighboring areas are included. In 1951 (*Ent. Soc. Amer.*, Ann. 44: 1-30, 201-212) I treated some of the material in this group from the United States and Japanese wartime New Guinea collections and from the Second Archbold Expedition, plus a little other material. In the present revised treatment, material from many sources is included. The largest of these sources is the Bishop Museum, mainly the material resulting from the program "Zoogeography and evolution of Pacific insects", commenced in 1955. The material from this source treated here was collected by me (1955, 1956, 1957, 1958), E. J. Ford, Jr. (1956), Wm. W. Brandt (1956-58), and E. L. Cassidy (1955-56). About 30 new species represented by unique specimens, and much material not yet mounted, including that taken by D. E. Hardy in 1957, must be treated later. The other sources of material, in approximate order of importance, are: the Third Archbold Expedition (Netherlands Indian-American Expedition), mainly collected by L. J. Toxopeus and J. Olthof; material in both the South Australian Museum, Adelaide, and the Australian Museum, Sydney, taken by C. T. McNamara, and additional material in the South Australian Museum, taken by Rev. L. Wagner, Miss Cheesman and others; the British Museum (Natural History) collections taken by Miss L. Evelyn Cheesman, F. H. Taylor, and others; Department of Agriculture, Stock and Fisheries of the Territory of Papua and New Guinea, taken by J. J. H. Szent-Ivany, J. Healy, J. Ardley, J. H. Barrett, Mrs. E. Anderson, Edmund Kanjiri, G. Pritchard and others; American Museum of Natural History material from the Fourth and Fifth Archbold Expeditions, mostly taken by Geoffrey M. Tate and L. J. Brass, plus some by R.G. Wind; material from the Leiden Museum additional to that from the Third Archbold Expedition, taken by M. A. Lieftinck, W. Stüber and others; Museum of Comparative Zoology specimens taken by P. J. Darlington, Jr., and Thomas Barbour; California Academy of Sciences material taken by E. S. Ross, S. G. Jewett and T. Aarons; United States National Museum collections of Borys Malkin and K. V. Krombein; Chicago Natural History Museum material taken by Harry Hoogstraal, J. T. Zimmer and K. P. Schmidt; the Hungarian Natural Museum in Budapest taken by Biro; and some miscellaneous small lots from the Lepesme collection, the Paris Museum, the Riksmuseum in Stockholm, the University Zoological Museum in Copenhagen, Cornell Uni-

* Partial results of the project "Zoogeography and evolution of Pacific insects", supported in part by a grant from the National Science Foundation; partial results of a John Simon Guggenheim Memorial Foundation Fellowship, 1955-56. Owing to circumstances the intended format for this journal has not been followed in the treatment of the new locality records in this paper.

versity, Ohio State University, National Museum of Victoria, Melbourne, and the Academy of Natural Sciences of Philadelphia.

Abbreviations used in the text to indicate place of deposit of specimens, and in the citations for location of type specimens, are as follows:

AM—Australian Museum, Sydney
AMNH—American Museum of Natural History, New York City
AMSTERDAM—Zoological Museum, Amsterdam
ANSP—Academy of Natural Sciences, Philadelphia
BISHOP—Bishop Museum, Honolulu
BM—British Museum (Natural History), London
BOGOR—Museum Zoologicum Bogoriensis, Bogor, Java, Indonesia
BUDAPEST—Hungarian National Museum, Budapest
CAS—California Academy of Sciences, San Francisco
CORNELL—Cornell University, Ithaca, New York
CM—Chicago Natural History Museum, Chicago, Ill.
CSIRO—Commonwealth Scientific and Industrial Research Organization, Canberra, A.C.T.
DASF—Department of Agriculture, Stock and Fisheries, Territory of Papua and New Guinea, Port Moresby.
DEI—Deutsche Entomologische Institut, Berlin-Friedrichshagen
KØBENHAVN—University Zoological Museum, København (Copenhagen)
LEIDEN—Rijksmuseum van Natuurlijke Historie, Leiden
MCZ—Museum of Comparative Zoology, Harvard University, Cambridge, Massachusetts
NMV—National Museum of Victoria, Melbourne
OHIO—Ohio State University, Columbus, Ohio
PARIS—Museum Nationale d'Histoire Naturelle, Paris
SAM—South Australian Museum, Adelaide
STOCKHOLM—Naturhistoriska Riksmuseet, Stockholm
USNM—United States National Museum, Washington, D.C.
ZMB—University Zoological Museum, Berlin

It is intended here to list all species known from New Guinea. However, as more material constantly coming to hand will make a later review necessary, only pertinent synonymy and citations are given at this time. Some genera recorded from Indonesia or Cape York, but not yet actually known from New Guinea, are included (asterisked) in the keys, and a few species from the Moluccas, Cape York Peninsula or the Solomon Islands are included in the keys to species (also asterisked). Two hundred and eleven species are keyed.

Specimens are in Bishop Museum unless otherwise indicated.

I am much indebted to Dr. J. J. H. Szent-Ivany and Dr. M. A. Lieftinck in connection with this study, and also to the authorities of the institutions listed above, particularly Mr. G. Musgrave, Dr. J. W. Evans, Mr. E. T. Giles, Mr. G. Gross, Mr. A. N. Burns, Mr. E. B. Britton, Dr. P. J. Darlington, Jr., Dr. E. S. Ross, Dr. R. L. Wenzel, Dr. M. A. Cazier, Mr. L. J. Brass, Dr. J. F. Gates Clarke, Dr. Z. Kaszab, Dr. L. Tuxen, Dr. A. Descarpentries, and others. I am likewise indebted to Mr. R. T. Simon Thomas, Dr. D. Metselaar, Mr. J. van den Assem, Mr. L. Bridgeland, Mr. Gordon Dun, Mr. John Ardley, Mr. J. H. Barrett, Mr. Jeromæ Healy, and many others. Mrs. Dorothy Rainwater has prepared the drawings.

LOCALITIES

Since it is intended later to list entomological collecting localities from New Guinea, no space is given to this here. The localities of my 1955 trip have been identified in a published article (Gressitt, 1956, *Entomological investigations in New Guinea mountains, Hawaiian Ent. Soc., Proc.* 16: 47-69, map, figs.), and those of my later trips, as well as those of Mr. Ford, Mr. Brandt and Dr. Hardy have been listed in mimeographed reports which are available.

It should be pointed out that the term Papua has more than one meaning. In this paper Papua denotes the geographical area comprising the Australian Territory of Papua, or southeastern New Guinea, including the islands off the eastern tip. However, the adjective Papuan here denotes the Papuan Zoogeographical Subregion, which includes the Moluccas, New Guinea, Bismarck Archipelago, Aru Islands, and the Solomons Islands. It will be noted that the titles of some of the keys include the term Papuan, instead of New Guinea. In such cases Papuan is in the zoogeographic sense.

Under the heading "DISTRIBUTION" under each species the area including the type locality is listed first, set off by a semicolon. (See also footnote on first page of article.)

ZOOGEOGRAPHY

This study in general confirms my view that New Guinea is part of the Oriental Region as far as insects are concerned (see my article in *Syst. Zool.* 5: 11-32, 47, 1956, and *Tenth Int. Congr. Ent., Proc.* 1: 767-773, 1958), although not so distinctly for the subfamilies treated here as in the case of the Hispinae as recently reported by me (Nova Guinea, n. s. 8: 205-324, 1957). However, the subfamily Lamiinae indicates for New Guinea a closer relationship with the Oriental Region than do the Prioninae and the Cerambycinae. The subfamily Cerambycinae, particularly, shows more relationship with the Australian fauna than do many other groups of insects in New Guinea. This appears to be in part related to the fact that the subfamily Cerambycinae is dominant in Australia. The Australian fauna is the only major one in which the subfamily Cerambycinae exceeds the subfamily Lamiinae in representation. In most regions, the subfamily Lamiinae includes from two to five times as many species as does the subfamily Cerambycinae. This is also true in New Guinea, and this fact represents further evidence that New Guinea is Oriental, entomologically. It is estimated in the collections at hand, totalling about 1,000 species of longicorns from New Guinea, the Lamiinae number four to five times as many species as the subfamilies treated here combined, and thus proportionately are more than twice as well represented in New Guinea as in Australia. Also, the subfamilies Disteniinae and Lepturinae are absent from Australia, though present in New Guinea.

The species treated here belong to 76 genera. Twenty-three genera are Australian, 33 are Oriental and 20 are precinctive (endemic) or limited to New Guinea plus parts of eastern Indonesia, the Philippines, the Solomons, Micropolynesia or the Malagasy Subregion. All of these latter genera are of Oriental relationship. There are 53 species belonging to the 23 Australian genera. Thus less than one-third of the genera, and less than one-third of the species, are of apparent Australian derivation. Furthermore, some of the genera which are considered Australian may actually prove to be centered in, or to have evolved in, the Papuan Subregion.

Of the 203 species from New Guinea, the Bismarck Archipelago and the Aru Islands treated in this work, 138 are precinctive to New Guinea (including Waigeu, Biak, Japen and the islands just east of Papua). Of these, four are known only from Waigiou, two are limited to Japen, four to islands just east of Papua, and none are limited to Biak. Eleven species are limited to the Bismarck Archipelago, and of these, nine are known only from New Britain, one from New Britain and New Ireland, and one only from Manus. There are only three records for Manus Island. Fourteen species are common to New Guinea and the Bismarcks, and five are limited to the Bismarcks and the Solomons. Two of these latter are found in New Ireland. Five species are precinctive in the Aru Islands, and four are common to Aru and New Guinea. One is common to Woodlark and the Solomons, but is not known from the New Guinea mainland.

Of the 58 non-precinctive species on the New Guinea mainland, 14 are found in the Bismarcks, three on Woodlark Island, seven on islands east of New Guinea, including Woodlark, three in the Solomon Islands, 18 in the Moluccas, four in Aru, one in the Key Islands, two in Sulawesi (Celebes), six in the Philippines, six in the Malayan Subregion, and nine in northern Australia.

Of the 165 species on the New Guinea mainland, 97 are known from Netherlands New Guinea, 80 from Northeast New Guinea, and 67 from Papua. Of the three divisions, Northeast New Guinea has the lowest ratio of precinctive species, with 16. Papua has 20, and Netherlands New Guinea 29, precinctives. From Netherlands New Guinea, including the offshore islands, 110 species are known.

A number of the new species described in this work demonstrate that the Australian elements in New Guinea are dominant in the southern part of the island, but extend northward into the high mountains of the central part of the island. They become much scarcer along the north coastal areas, where Oriental or precinctive groups dominate. Only one of the Australian genera reaches the Bismarck Archipelago, whereas 11 reach Northeast New Guinea, 11 are found in Netherlands New Guinea, and 17 reach Papua. Of species of the Australian genera, only one occurs in the Bismarck Archipelago, 24 occur in Northeast New Guinea, 25 in Netherlands New Guinea, and 27 in Papua. Of Oriental and precinctive genera, 31 occur in Netherlands New Guinea, 29 in Northeast New Guinea, and 29 in Papua. Of species of the Oriental and precinctive genera, 72 occur in Netherlands New Guinea, 56 in Northeast New Guinea, and 47 in Papua. Of the five New Guinea genera containing over ten species, one is Australian, two are Oriental, and two are precinctive and of Oriental relationships. Some species, or closely related races, extend along the north coast for almost the whole length of the island, whereas mountain ranges near the coast, or farther interior, may have different species. Three species are limited to the Bismarcks and Moluccas or the Bismarcks and Waigiou.

These statistics demonstrate that the Oriental elements dominate in New Guinea generally, but particularly in the west and north, and that the Australian elements are strongest in southern New Guinea, and are practically absent from the Bismarck Archipelago. This suggests that the Bismarcks were isolated from New Guinea before the principal New Guinea—Australian connections. The precinctive genera being of Oriental relationship indicates that the Australian elements were recently superimposed on an Oriental fauna.

TABLE OF GENERA

In the following list, the subfamilies, tribes and genera are listed in the order follow-

ed in the text, to provide a brief table of contents. The numbers in parentheses following the generic names represent the numbers assigned to the species in the text.

Prioninae

PARANDRINI:	Parandra (1-2)		
MACROTOMINI:	Archetypus (3)	Cryptobelus (8)	Xixuthrus (12-14)
	Olethrius (4-5)	Macrotoma (9)	Clinopleurus (15)
	Analophus (6)	Agrianome (10)	Chondrothrus (16)
	Gnathonyx (7)	Omotagus (11)	Xaurus (17-18)
MEGOPIDINI:	Cacodacnus (19)	Toxeutes (20)	
PRIONINI:	Osp hryon (21-30)		
ANACOLINI:	Aesa (31)		

Disteniinae

DISTENIINI:	Distenia (32)
-------------	---------------

Lepturinae

LEPTURINI:	Papuleptura (33-34)	Elacomia (35)
------------	---------------------	---------------

Cerambycinae

OEMINI:	Xystrocera (36)	Ciopera (38)	
	Parahyphus (37)	Tetraommatus (39-40)	
CERAMBYCINI:	Aeolesthes (41-43)	Calocerambyx (45)	
	Pachydissus (44)	Hoplocerambyx (46-49)	
HESPEROPHANINI:	Stromatium (50)	Sotira (51)	
PHORACANTHINI:	Phoracantha (52-53)	Coptocercus (56-58)	Thoris (61-63)
	Tryphocaria (54)	Skeletodes (59)	
	Coleococtus (55)	Nyphasia (60)	
CALLIDIOPINI:	Bethelium (64-66)	Oxymagis (82)	Tethionea (92-107)
	Examnes (67-68)	Dictamnia (83-86)	Notoceresium (108)
	Ceresium (69-81)	Semiope (87-91)	Araespor (109-112)
OBRINI:	Stenhomalus (113-114)	Longipalpus (115-119)	Iphra (120-121)
MOLORCHINI:	Epania (122-125)	Leptepania (126)	Merionoeda (127-128)
THRANIINI:	Thranus (129-130)		
PHLYCTAENODINI:	Diotimana (131-132)		
TESSAROMMATINI:	Tessaromma (133)		

- APHNEOPINI: Zoedia (134)
- PIESARTHRINI: Aprodictus (135–136) Coptopterus (138–143)
Piesarthrius (137) Lygesis (144)
- URACANTHINI: Uracanthus (145–148)
- CALLIPRASONINI: Syllitus (149–159)
- DISTICHOCERINI: Distichocera (160)
- CALLICHROMINI: Chloridotum (161–167)
- CLYTINI: Xylotrechus (168–172) Clytus (175) Rhapsuma (184)
Perissus (173–174) Chlorophorus (176–183) Demonax (185–197)
- TILLOMORPHINI: Epipedocera (sp.) Halme (198)
- CLEOMENINI: Artimpaza (199)
- GLAUCYTINI: Glaucytes (200–201)
- STENASPINI: Purpuricenus (202)
- TRAGOCERINI: Tragocerus (203)

KEY TO NEW GUINEA SUBFAMILIES

- 1. Prothorax not margined laterally; fore coxa not strongly transverse; maxillary lacinia usually well-developed 2
 Prothorax margined laterally; fore coxa strongly transverse; maxillary lacinia absent or poorly developed **Prioninae**
- 2. Head generally narrowed behind eyes; antenna often inserted close to base of mandible 3
 Head rarely strongly narrowed behind eyes; antenna rarely inserted close to base of mandible..... 4
- 3. Middle tibia with a pubescent oblique groove near apex of outer edge; anterior coxa subglobular; antenna very long, slender **Disteniinae**
 Middle tibia without a pubescent groove on outer edge; anterior coxa conical, the cavity angulate externally..... **Lepturinae**
- 4. Maxillary palpus blunt apically; fore tibia without an internal groove; head never vertical in front..... **Cerambycinae**
 Maxillary palpus acute apically; fore tibia obliquely grooved internally; middle tibia grooved externally; head often vertical in front **Lamiinae**

SUBFAMILY PRIONINAE

Members of this subfamily include some of the largest members of the family. They are generally brown to black, without spots or bands, and have the head and prothorax rather flat, the latter often toothed or saw-like at side.

KEY TO NEW GUINEA TRIBES OF PRIONINAE

1. Lobes of tarsal segment 3 long, much longer than segment 4; antenna reaching well beyond base of elytron..... 2
Lobes of tarsal segment 3 short, no longer than segment 4; antenna short, not reaching base of prothorax; prothorax subquadrate, not toothed..... **Parandrini**
2. Metathoracic episternum subparallel-sided in basal 4/5..... 3
Metathoracic episternum gradually narrowed posteriorly 4
3. Lateral margin of prothorax entire or with many small teeth..... **Macrotonini**
Lateral margin of prothorax with 3 or 4 large teeth..... **Prionini**
4. Antenna cylindrical, segment 3 several times as long as scape; prothorax un-toothed or with 2 slender teeth at side **Megopidini**
Antenna flattened, segment 3 only a little longer than scape; prothorax hairy, with margin sinuate but sometimes untoothed..... **Anacolini**

TRIBE PARANDRINI

Genus **Parandra** Latreille, 1804

KEY TO NEW GUINEA SPECIES OF PARANDRA

- Size more than 20 mm in body length; body pitchy black above; elytron strongly punctured; mandible of male with apex bidentate and with also a double tooth near apex; prothorax with basal margin straight at side, forming a right angle 1. **janus**
- Size less than 19 mm in body length; body pale reddish brown above; elytron very feebly punctured; mandible of male with five subequally spaced teeth, including apex; prothorax with basal margin sinuate at side..... 2. **araucariae**

1. **Parandra janus** Bates, 1875, Ent. Monthly Mag. 12: 47 (Celebes; Andai, New Guinea; BM).—Gressitt, 1951, Longicornia 2: 9.

DISTRIBUTION: Celebes; New Guinea (Neth.), Moluccas, Ceram, Java, Philippines, Botel-Tobago.

2. **Parandra araucariae** Gressitt, n. sp. Fig. 1.

Male: Subparallel-sided, moderately small; reddish brown above, paler, ochraceous beneath, darker on head; mandibles dark reddish basally, blackish distally.

Head nearly as broad as thorax, slightly longer than prothorax; frons short, declivitous; vertex with 2 large subrounded convex areas between eyes, occiput fairly even; clypeus protruding forward, blunt at apex; upper surface very finely, not very closely punctured; mandible large, strongly ridged above, with 5 somewhat irregular, blunt teeth, including apex; genal margin expanded; somewhat protruding; antenna not reaching base of prothorax; scape broader than long, nearly twice as broad as other segments; segment 2 broader than long, nearly 1/2 as long as segment 3; 3–10 subequal in length, becoming slightly narrower beyond 6, truncate and pubescent externally, segment 11 longer than broad, subacute also truncate and pubescent externally; eye twice as deep as wide, slightly constricted just above middle. Prothorax slightly broader than long, broadest at apex, but nearly parallel-sided in anterior half, distinctly narrowed from just behind middle to basal margin; base somewhat sinuate; postero-lateral angle obtuse; disc smooth, even, very finely and not very closely punctured, almost flat on central portion. Scutellum as broad as long, smooth,

almost impunctate, rounded-obtuse apically. Elytron about 1/3 longer than head and prothorax combined, subparallel, very slightly widened behind base and very slightly narrowed toward apex, evenly rounded apically; disc irregularly and rather finely punctured, but much more heavily punctured than pronotum, punctures becoming finer toward apex. Ventral surfaces largely smooth, shiny, with only a few very weak punctures on sides of thorax and abdomen. Legs shiny, quite finely punctured; femora moderately stout, suboblong, rather flat externally; tibiae sinuate above, strongly toothed postero-apically, with 3 smaller teeth below at apex; tarsi in each case nearly as long as tibia, segment 5 slightly longer than remainder combined. Length 17.8 mm; breadth 5.5 mm.

Female: Head smaller; swellings of vertex less conspicuous, longitudinally narrow; frons more distinctly separated from vertex; mandible much shorter than head, largely reddish; antenna barely reaching beyond middle of prothorax. Length 15 mm; breadth 4 mm.

Paratypes: Length 12–17.5 mm; breadth 3.2–5.6 mm.

DISTRIBUTION: New Guinea (NE, Neth.), Normanby.

Holotype, ♂ (BISHOP 2773), Wum, 840 m., upper Jimmi Valley, SE Sepik drainage, NE New Guinea, 16 July 1955, on felled *Araucaria*, Gressitt; allotype, ♀, same data; 5 paratopotypes, same data; 1 paratype, Tsenga, 1200 m., near Wum, 15 July, Gressitt; 18 paratypes (BM, USNM, CAS, CSIRO, LEIDEN, BOGOR, DASF), Bulolo, 1020 m., NE New Guinea, 22–23 Aug. 1956, on *Araucaria*, E. J. Ford, Jr.; 1 paratype, Okaitadi, 1800 m., Wiselmeren, Neth. New Guinea, 7 Aug. 1955, Gressitt; 1 paratype (CM), Bulolo, 600 m., Mar.-July 1937, George Rio; 1 paratype (MCZ), Surprise Creek, Morobe Distr., NE New Guinea, Stevens. One, Wakaiuna, Sewa Bay, Normanby I., Papua, 11 Nov. 1956, Brandt.

TRIBE MACROTOMINI

KEY TO NEW GUINEA GENERA OF MACROTOMINI

1. Antennal segment 3 shorter than, or about as long as, scape 2
 Antennal segment 3 much longer than scape; prothorax with fine teeth at side
 **Macrotoma**
- 2 (1). Labium bilobed; legs spiny or denticulate 3
 Labium small, simple; legs spiny or not..... 8
- 3 (2). Posteriolateral angle of prothorax not distant from base, side subrounded or sub-
 parallel 4
 Posteriolateral angle of prothorax distant from base, resembling a strong later-
 al tooth..... **Xaurus**
- 4 (3). Tarsal segment 3 longer than 2, subequal to 1, with broad lobes..... 5
 Tarsal segment 3 small, with narrow lobes, subequal to 2, much shorter than 1;
 head very large; pronotum entirely punctured in male..... **Omotagus**
- 5 (4). Anterior angle of prothorax rounded..... 6
 Anterior angle of prothorax produced forward..... 7
- 6 (5). Mesosternal process not strongly bilobed; lateral margin of prothorax nearly
 horizontal; palpi not extremely long **Xixuthrus**

- Mesosternal process strongly bilobed; lateral margin of prothorax strongly inclined, terminated by a strong spine; palpi very elongate **Clinopleurus**
- 7 (5). Antennal scape stout, longer than segment 3; 3 about 4× as long as broad, subequal in length to 7; prothorax slightly emarginate on anterior margin; tarsal segment 1 about as long as 3 **Dysiatus***
- Antennal scape slender, gradually thickened distally, equal in length to segment 3; 3 about 10× as long as broad, nearly 1/2 again as long as 7; tarsal segment 1 as long as next 2 combined..... **Chondrothrus**
- 8 (2). Prothoracic margin with many small teeth; head directed somewhat downward..... 9
- Prothoracic margin without small teeth; head directed forward; mandible very large in male..... **Archetypus**
- 9 (8). Punctured portion of each antennal segment after 3 reticulate, divided in 2 by a carina 10
- Punctured portion of each antennal segment after 3 not divided in 2 by a carina; only side of pronotum of male punctured.....**Analphus**
- 10 (9). Lateral margin of prothorax indistinct in middle, but prominent and spinous before and behind..... 11
- Lateral margin of prothorax distinct throughout..... 12
- 11 (10). Mandible of male very long curved, acute, untoothed; eyes widely separated above; a large depression each on sides of first 4 abdominal segments... **Gnathonyx**
- Mandible not very long, toothed internally in both sexes; eyes not very widely separated above; no large depressions on abdomen **Cryptobelus**
- 12 (10). Lateral margin of prothorax not less developed in middle..... 13
- Lateral margin of prothorax less developed in middle than before and behind; sexual dimorphism lacking in pronotal punctuation of ♂, but present in pubescence of pronotum and abdomen of ♂ **Cnemoplites***
- 13 (12). Antennal segment 3 not longer than 4 and 5 combined; pronotum of ♂ with only a few fine punctures on raised areas..... 14
- Antennal segment 3 longer than 4 and 5 combined; pronotum of ♂ with coarse punctures on raised areas**Agrianome**
- 14 (13). Elytral margin not distinctly flattened and broadened at side; fore tibia quite spiny..... **Rhaphipodus***
- Elytral margin distinctly flattened and broadened at side; fore tibia briefly toothed..... **Olethrius**

Genus *Archetypus* J. Thomson, 1860

3. *Archetypus fulvipennis* (Pascoe)

Mallodon fulvipennis Pascoe, 1859, Ent. Soc. London, Trans. ser. 2, 5: 15 (Aru; BM).

Archetypus parandroides J. Thomson, 1860, Classif. Ceramb.: 320 (Dorey).

* Not yet recorded from New Guinea. The genera *Dysiatus* Pascoe and *Cnemoplites* Newman are known from NE Australia, and *Rhaphipodus* Serville occurs in Indonesia and westward.

Archetypus fulvipennis, Pascoe, 1869, Ent. Soc. London, Trans. ser. 3, 3: 672 (Bouru, Waigiu, Dorey).

Pale brown to dark brown; mandible of male largely hairy above; length 23-32 mm.

DISTRIBUTION: Aru; Bouru, New Guinea (Neth., NE, Papua), New Britain, Solomons.

One, Wakaiuna, Normanby I., 5-9 Nov. 1956, Brandt. 2, Brown River, near Port Moresby, Papua, 21-24 May 1956, Ford; 1, Bulolo, 1020 m., 29 Aug. 1956, Ford; 1 (AM), Lae, NE New Guinea, Dec. 1944, J. G. Brooks; 1 (CM) Bulolo, 600 m., Mar.-July 1937, George Rio; 1 (DASF), Mamoo Plantation, N. Distr., Papua, Apr. 1956, G. Pritchard; 1 (MCZ) Dobodura, Papua, Mar.-July 1944, Darlington; 2 (DEL) Komba Distr., Finis-terre Mts.; 2 (KøBENHAVN) Dorey, W. New Guinea, Mus. Westernmann.

One, Keravat, Gazelle Pen., New Britain, 3 Apr. 1956, Gressitt; 1 Keravat, 5 May 1956, Dun; 5 (DASF), Keravat, June-July 1954, Szent-Ivany; 2 (AM), Mulutu, Gazelle Pen., Dec. 1929, C. Harslett.

Two (AM), SW Bougainville I., Solomons, W. J. Potter.

Genus *Olethrius* J. Thomson, 1860

O. insularis Fairmaire has been recorded from New Britain (Lameere, 1913, Col. Cat. 52: 15), but this may be an error. In an earlier paper Lameere had cited New Zealand, possibly the result of mislabelled material.

KEY TO NEW GUINEA SPECIES OF OLETHRIUS

Pronotum of ♀ with a feebly raised, smoothish area on each side of center, with a feeble sublongitudinal ridge and an oblique ridge towards lateral margin..... 4. **tyrranus**
 Pronotum of ♀ with a strongly raised, largely punctured or rugulose area on each side of center, with a strong sublongitudinal ridge and a strong oblique ridge towards lateral margin from swellings..... 5. **admiralis**

4. *Olethrius tyrranus* J. Thomson

Olethrius tyrranus J. Thomson, 1860, Essai Classif. Ceramb.: 316 (New Hebrides; PARIS).

Stenodontes (Olethrius) tyrranus, Lameere, 1903, Soc. Ent. Belg., Ann. 47: 131 (New Britain, New Caledonia, Fiji).

DISTRIBUTION: New Hebrides, New Caledonia, Fiji, Solomons, Woodlark, New Britain.

One, Woodlark (Murua) I.: Kulumadau Hill, 9-12 Mar. 1957, Brandt. This species is abundant in the Solomons.

5. *Olethrius admiralis* Gressitt, n. sp. Fig. 2.

Female: Large, moderately broad, somewhat dorso-ventrally depressed. Reddish brown, slightly darker on pronotum, pitchy brown to nearly black on head; antenna reddish, darker on scape; ventral surfaces largely chestnut brown, darker at apices of femora and tibiae. Body largely glabrous above, with some ochreous pubescence on frons and anterior margin of prothorax, and a few sparse hairs on concave portion of mandibles; ventral surfaces slightly pubescent, nearly glabrous on abdomen, femora and tibiae.

Head hardly more than $1/2$ as broad as thorax, coarsely rugose-punctate; grooved medially on vertex and occiput; frons concave, much more finely rugose, pubescent; clypeus somewhat evenly concave on anterior margin; eye about twice as wide as deep, very feebly constricted above middle; gena moderately punctured, slightly protuberant; mandible much shorter than head, hardly longer than broad, strongly rounded externally, almost transverse anteriorly, and with 3 very distinct teeth including apex, besides a slightly sinuate cutting margin in basal $2/5$. Antenna not quite $2/3$ as long as body, slender; scape thickest, slightly arched, as long as next 3 segments combined, not very strongly punctured; segment 3 about $3\times$ as long as 2, slightly longer than 4, very deeply punctured; 4—10 subequal in length, 8—10 somewhat carinulate; last $1/3$ again as long as 10, distinctly carinulate, subacute apically. Prothorax nearly as broad as elytra, nearly twice as broad as long; disc irregular, rather densely rugose-punctate, depressed medially, a somewhat strongly raised large convex area on each side of middle flanked externally by a sublongitudinal distinct ridge and a slightly weaker oblique ridge directed towards postero-lateral angle; external margin sinuate, narrowed apically, strongly toothed; about 12 single or double teeth on margin including a fairly distinct tooth at postero-lateral angle. Scutellum broader than long, broadly rounded behind, slightly concave, deeply punctured. Elytron $2\frac{1}{4}$ times as long as head and prothorax combined, broadest somewhat anterior to middle where it is slightly broader than base, slightly narrowed from middle to near apex; apex unevenly rounded, but with a distinct fine tooth at sutural angle; disc slightly uneven, entirely subrugose, in part with shallow vague punctures; a raised area extending back from humerus almost to apex, making side narrowly declivitous, external margin almost flat. Ventral surfaces fairly smooth, not very shiny, very finely and sparsely punctured. Legs smooth, slightly shiny, finely and sparsely punctured; hind tibia rather straight with 2 fine teeth at apex; hind tarsus distinctly shorter than hind tibia, segment 5 about as long as remainder combined. Length 62 mm, breadth 24.5 mm.

Paratype: Slightly darker, almost black on head, prothorax, and scape. Length 61 mm; breadth 23.6 mm.

DISTRIBUTION: Manus.

Holotype, ♀ (BISHOP 2774), Manus I., Admiralty Is., Bismarck Arch., Nov. 1945, W. Wagner, Jr. and D. Grether; paratype, ♀ (DASF), Lorengau, Manus I., June 1956, in house, Szent-Ivany.

Differs from *O. glabrus* Gressitt, of Kusaie I., in having the prothorax distinctly toothed, less sinuate at side with basal angle less prominent, and the pronotal disc more closely punctured and more irregular.

Genus *Analophus* C. O. Waterhouse, 1877

6. *Analophus niger* Gahan, 1894, Ann. Mag. Nat. Hist. ser. 6, 13: 291 (Mt. Arfak; BM).—Lameere, 1903, Soc. Ent. Belg., Mem. 11: 3.

DISTRIBUTION: New Guinea (Vogelkop).

Genus *Gnathonyx* Gahan, 1894

7. *Gnathonyx piceipennis* Gahan, 1894, Ann. Mag. Nat. Hist. ser. 6, 13: 291 (Dorey; BM).

DISTRIBUTION: New Guinea (Neth.).

One, Enagotadi (Enarotali), 1900 m., Wisselmeren, Neth. New Guinea, 1 Aug. 1955, Gressitt (fig. 4), may be referable to this species.

Genus **Cryptobelus** J. Thomson, 1878

8. **Cryptobelus gestroi** Thomson, 1878, Soc. Ent. France, Ann. ser. 5, 8: Bull. CXLVIII.—Lameere, 1903, Soc. Ent. Belg., Mem. 11: 23.

DISTRIBUTION: New Guinea.

Genus **Macrotoma** Serville, 1832

Subgenus **Zooblax** J. Thomson, 1877

9. **Macrotoma (Zooblax) ceramensis** (Lansberge)

Prinobius Ceramensis Lansberge, 1884, Leyden Mus., Notes 6: 148 (Ceram; LEIDEN).

Macrotoma (Zooblax) ceramensis, Lameere, 1913, Col. Cat. 52: 29 (Amboina, W. New Guinea).

DISTRIBUTION: Ceram; Amboina, New Guinea (Neth.).

Genus **Agrianome** J. Thomson, 1864

10. **Agrianome loriae** Gestro, 1893, Mus. Civ. Stor. Nat. Genova, Ann. ser. 2, 13: 292 (Rigo, Aroma, Upuli, E. New Guinea; GENOVA).—Lameere, 1903, Soc. Ent. Belg., Mem. 11: 64 (Simbang, Huon Gulf).

A broad depressed species; reddish brown with glabrous, generally testaceous, elytron; antennal segments 1 and 3 long. Length 40–56 mm.

DISTRIBUTION: New Guinea (NE, Papua).

Two, Wum, 840 m, upper Jimmi Valley, Sepik drainage, 16-18 July 1955, Gressitt; 1, Dogura, E. Papua, Dec. 1956, Cassidy; 1, Bulolo, 600 m, Oct. 1956, G. Rio; 3 (AMNH), Menapi, Cape Vogel Pen., E. Papua, below 30 m, No. 1, 26–30 Mar. 1953, Tate.

Genus **Omotagus** Pascoe, 1867

11. **Omotagus lacordairei** Pascoe, 1867, Ann. Mag. Nat. Hist. ser. 3, 19: 410 (Dorey; BM); 1869, Ent. Soc. London, Trans. ser. 3, 3: 674, pl. 23, fig. 1.—Lameere, 1912, Soc. Ent. Belg., Mem. 21: 155 (Sattelberg, NE New Guinea; New Britain).

DISTRIBUTION: New Guinea (Neth., NE); New Britain.

One, Keravat, Lowlands Agriculture Experiment Station, Gazelle Pen., New Britain, 20 July 1956, at light, Bridgeland.

Genus **Xixuthrus** J. Thomson, 1864

KEY TO NEW GUINEA SPECIES OF XIXUTHRUS

1. Lobes of tarsal segment 3 rounded apically (*Xixuthrus*, s. str.) 2
 Lobes of tarsal segment 3 acute; broad glabrous stripes along elytral costae (*Dae-monarthra*) 14. **helleri**
 2. Prothorax transversely semicircular in male; elytral costae not very conspicuous...
 12. **microcerus axis**
 Prothorax transversely suboblong in male, generally with more than 10 teeth on

side; elytral costae glabrous, strongly raised 13. *costatus*

12. *Xixuthrus (Xixuthrus) microcerus axis* Thomson

Xixuthrus axis J. Thomson, 1877, Soc. Ent. France, Ann. ser. 5, 7: Bull. CLIV (New Guinea; PARIS).—Lansberge, 1884, Leyden Mus., Notes 6: 140.

Xixuthrus microcerus axis Lameere, 1912, Soc. Ent. Belg., Mem. 21: 156.

Reddish brown, thinly pubescent, with ridges on elytron; a number of short teeth bordering prothorax; legs spiny; antenna slender. Length 50–83 mm.

DISTRIBUTION: New Guinea (Neth., Papua); Normanby, New Britain, New Ireland. One, Wakaiuna, Normanby I., 16 Nov. 1956, Brandt.

One (AM), Koitaki, Papua, May 1921, E. O. Pockley; 2 (MCZ) Morobe Distr., Stevens; 1, Komewu, Bemu R., W. Distr., Papua, Feb. 1958, Szent-Ivany; 2 (AMNH) Menapi, Cape Vogel Pen., 26 Mar. and Mt. Dayrem, 700 m, 13 July 1953, Maneau Range, E. Papua, Tate; 1 (LEIDEN) Klamano Oilfields, NW New Guinea. 18–24 Aug. 1948, Lieftinck; 1 (AM), Mt. Lamington, Papua, July 1927, McNamara.

Bismarcks: 1, Keravat, Gazelle Pen., New Britain, 3 Apr. 1956, Gressitt; 1, St. Paul's, 350 m, Bainings, Gazelle Pen., 7 Sept. 1955, Gressitt; 1 (DASF), Keravat, Aug. 1954, Szent-Ivany; (DASF) Vudal R. area, New Britain, 19 Feb. 1958, C. P. Hoyt. One, Ridge above Camp Bishop, 275 m, 15 km up Kait R., 14 July and 1, Lower Kait R., 15 July 1956, SW New Ireland, Gressitt.

13. *Xixuthrus (Xixuthrus) costatus* (Montrouzier)

Mallodon costatus Montrouzier, 1855, Soc. Agric. Lyon, Ann. ser. 2, 7: 56 (Woodlark).

Xixuthrus costatus, Waterhouse, 1885, Ann. Mag. Nat. Hist. ser. 5, 15: 383 (Santa Anna, Solomon Is.; BM).

DISTRIBUTION: Woodlark; Solomons.

One (MCZ) Ugi, Solomon Is., Mann; 1 (AM), Gout Str., Ysabel I., Solomons, 1925, N. H. Hefferman.

Subgenus *Daemonarthra* Lameere, 1903

14. *Xixuthrus (Daemonarthra) helleri* (Lameere)

Daemonarthra Helleri Lameere, 1903, Soc. Ent. Belg., Ann. 47: 317 (Astrolabe Bay; DRESDEN ?).

Xixuthrus (Daemonarthra) helleri, Lameere, 1913, Col. Cat. 52: 35.

DISTRIBUTION: New Guinea (NE).

Genus *Clinopleurus* Lansberge, 1884

15. *Clinopleurus arfakianus* Lansberge, 1884, Leyden Mus., Notes 6: 142 (Arfak Mts.; LEIDEN).—Lameere, 1912, Soc. Ent. Belg., Mem. 21: 158.

DISTRIBUTION: New Guinea (Vogelkop).

A second species of the genus, *C. lansbergei* Lameere, is known from Bougainville I., Solomon Is.

***Chondrothrus* Gressitt, new genus**

Large, parallel-sided; head relatively small, longer than broad, much narrower than prothorax; mandible fairly narrow, with 2 stout teeth; antenna slender, nearly as long as body;

scape slender, extending beyond hind margin of eye, gradually thickened toward apex; segment 2 as broad as long; segment 3 slender, as long as scape; 4-11 slightly shorter, subequal in length. Prothorax suboblong, convex anteriorly in middle; anteriolateral angle projecting forward; side toothed; disc granulose. Elytron long, about twice as long as head and prothorax combined, with fairly distinct raised lines, briefly toothed posteriorly at sutural angle. Legs long and slender, with many short spines; hind tarsal segment 1 about as long as next 2 combined.

Type Species: *Chondrothrus parallelus* Gressitt, n. sp., by present designation.

Range: New Guinea.

This genus differs from *Xixuthrus* and *Clinopleurus* in having the anterior corners of prothorax produced anteriorly; it differs from *Omotagus* in having the third tarsal segment large and broadly lobed; from *Dysiatus* in having the scape slender basally, the third antennal segment long and slender, longer than the seventh, and in having the first tarsal segment as long as the next two combined. It differs from all in having the antenna more slender, the prothorax more oblong, but with its anterior margin strongly convex in middle, and its disc subuniformly granulate.

16. *Chondrothrus parallelus* Gressitt, n. sp. Fig. 3

Reddish brown; pitchy brown on head, prothorax and scutellum; pitchy brown on scape, reddish brown on remainder of antenna; ventral surfaces reddish brown on abdomen, darker on hind thorax; legs reddish brown, slightly darker on fore femur.

Head fairly narrow, granulose punctate, more coarsely punctured on antennal supports; genal angles fairly prominent; a median groove between antennal supports and eyes. Antenna 4/5 as long as body; scape slender basally, gradually thickened, coarsely punctured, with a few teeth beneath; segment 3 slender, very slightly longer than scape, with a few teeth beneath; fourth segment 2/3 as long as 3, subequal to each of 5-11. Prothorax about twice as long as broad, convex anteriorly, slightly convex at side with about 10 teeth on lateral margin; disc coarsely granulate, smoother and slightly convex at center, with 2 slightly raised areas between center and lateral margin. Scutellum as broad as long, parallel-sided, rounded apically, minutely granulose. Elytron long, hardly parallel-sided, slightly narrowed posteriorly, with a small tooth at sutural angle; disc with a very few scattered punctures and granules on basal portion, some very shallow punctures on remainder, with 4 fairly distinct raised longitudinal lines which merge in a somewhat reticulate fashion preapically. Legs long, fore tibia about 1/2 as long as elytron; femora and tibia spiny, particularly on anterior leg; anterior tarsal segment 1 distinctly longer than next 2 segments combined. Length 60 mm; breadth 19 mm.

DISTRIBUTION: New Guinea (Papua).

Holotype, ♂ (AMNH), near Wom Lagoon, Fly River, Papua, Aug. 1936.

This species was questionably recorded by me as *Remphan hopei* in 1951.

Genus *Xaurus* Pascoe, 1867

KEY TO NEW GUINEA SPECIES OF XAURUS

Pale brown; thoracic sterna pubescent *papuus*
 Dark brown; thoracic sterna glabrous *bennigseni*

17. *Xaurus papuus* Lansberge, 1884, Leyden Mus., Notes 6: 153 (Kap Has, New Guinea;

LEIDEN).

DISTRIBUTION: New Guinea (Neth).

18. *Xaurus bennigseni* Lameere, 1912, Soc. Ent. Belg., Mem. 21: 161 (Wendesj, Neth. New Guinea; NE New Guinea; AMSTERDAM).

DISTRIBUTION: New Guinea (Neth., NE).

Another genus, *Hastertia*, has been described from Bougainville I., and is related to *Xaurus*.

TRIBE MEGOPIDINI

KEY TO NEW GUINEA GENERA OF MEGOPIDINI

- Lateral teeth of prothorax short; pronotum rather flat, with depressions in central area; mandible of ♂ very long, bifid distally..... **Cacodacnus**
- Lateral teeth of prothorax fairly long, slender; pronotum convex with a smooth swelling on each side of middle; mandible of ♂ not very long, not bifid distally..... **Toxeutes**

Genus *Cacodacnus* J. Thomson, 1860

19. *Cacodacnus lameerei* Aurivillius, 1926, Ark. Zool. 18 A (9): 1, fig. 141 (Bolan Mts., New Guinea).

DISTRIBUTION: New Guinea (NE?).

Genus *Toxeutes* Newman, 1840

20. *Toxeutes dentifrons* Aurivillius

Toxeutes (Catopne) dentifrons Auriv. 1926, Ark. Zool. 18 A (9): 2, fig. 142 (Bolan Mts., New Guinea).

DISTRIBUTION: New Guinea (NE ?)

TRIBE PRIONINI

Genus *Osphryon* Pascoe, 1869

All the known species are from New Guinea or adjacent islands.

KEY TO THE SPECIES OF OSPHRYON

1. Scape unspined 2
 Scape spined; antennal segment 3 twice as long as 4..... 30. **spiniscapus**
- 2 (1). Antennal segment 3 about twice as long as each of following 3
 Antennal segment 3 not much longer than each of following..... 5
- 3 (2). Head and pronotum distinctly pubescent above 4
 Head and pronotum very sparsely pubescent; eyes very close above; elytral apices rounded externally and spined only at suture..... 21. **adustus**
- 4 (3). Elytra finely granulose, blackish brown..... 28. **granuliger**
 Elytra densely punctured, yellowish testaceous..... 27. **hirticollis**
- 5 (2). Prothorax with 4 teeth at each side..... 6
 Prothorax with 3 teeth at each side; antennal segment 3 punctured on basal 2/5, strongly striate in distal 3/5; elytral apex subtruncate, with only a feeble oblique tooth at sutural angle; ridge parallel to suture extending almost to apex 26. **tridentatus**

- 6 (5). Elytral apex with 2 spines on each, the outer 1 sometimes weak; antennal segments 3 and following toothed; elytra brownish..... 7
 Elytral apex with only a sutural spine; antennal segments 3 and following not spined or toothed internally or externally; elytra pale testaceous, slightly darkened on borders 29. **pallidipennis**
- 7 (6). Pronotum glabrous or nearly so; pronotum and scutellar area of elytron generally granulose 8
 Pronotum distinctly pubescent; pronotum and scutellar area of elytron distinctly punctured; ridge parallel to elytral suture extending to just behind middle 25. **sudestus**
- 8 (7). Ridge parallel to elytral suture not extending as far as middle of elytron; pronotum primarily granulose..... 9
 Ridge parallel to elytral suture extending to beyond middle of elytron; pronotum distinctly punctured, with hardly any granules, rarely with a few fine hairs on disc..... 23. **woodlarkensis**
- 9 (8). Antenna largely reddish and with many distinct fine carinae beyond base of segment 3 22. **forbesi**
 Antenna dull, pitchy on basal half, with almost no fine carinae..... 24. **subitanus**

21. **Osphryon adustus** Pascoe, 1869, Ent. Soc. London, Trans. ser. 3, 3: 662, pl. 23, fig. 2 (Dorey; BM).

DISTRIBUTION: New Guinea (Vogelkop).

22. **Osphryon forbesi** Gahan, 1894, Ann. Mag. Nat. Hist. ser 6, 13: 289 (New Guinea; BM).—Lameere, 1910, Soc. Ent. Belg., Ann. 54: 288 (Sattelberg).

DISTRIBUTION: New Guinea (NE, Papua); Normanby.

Five (BISHOP), Wakaiuna, Normanby I., Oct. 25–Dec. 1956, Brandt.

One (CSIRO), Subitana, nr. Koitaki, Papua, 16 Jan. 1950, Brandt; 1 (DASF), Mamoo Plantation, 300 m, N. Distr., Papua, June 1956, on coffee, Pritchard; 1, same data, but Mar. 1956, on cacao; 1 (AM), Mt. Lamington, 350 m, Sept. 1929, McNamara.

23. **Osphryon woodlarkensis** Gressitt, n. sp. Fig. 5.

Male: Dark reddish brown, paler on posterior 2/3 of elytra. Nearly black on head, scape, and anterior margin of pronotum. Head with few pale hairs, mostly on anterior margin of clypeus; pronotum with very fine scattered hairs, nearly lacking on swellings; anterior border of prothorax with dense fringe of golden brown hairs; scutellum and elytron glabrous; central portions of thoracic sternites moderately hairy; abdomen nearly glabrous, except for short hairs on posterior margins of segments; legs subglabrous.

Head much narrower than prothorax, deeply concave between antennal insertions, closely punctured on fronto-clypeus and antennal supports; eyes large, very close above and moderately close beneath, a narrowed groove between upper lobes. Antenna 1/6 longer than body, moderately flattened and tapering; scape densely punctured, thickened and rounded distally; segment 2 very small; segment 3 nearly 1/2 as long as scape, acute at both inner and outer apical angles; segments 4–10 similar to 3 and slightly shorter; segment 11 nearly as long as 9+10; 3–11 with a few slender carinae on upper surface, segment 3

with short sparsely punctured basal ring. Prothorax more than twice as broad as long; side strongly expanded with 4 strong teeth, tooth 4 longer and more slender than the other 3; disc strongly swollen on each side of center, irregularly and rather shallowly punctured, but more closely so on swollen area. Scutellum triangular, blunt behind, minutely punctured. Elytron very slightly narrowed posteriorly, rounded-truncate apically with 2 widely spaced subequal teeth; disc raised along suture from just behind scutellum to just behind middle, the raised area subcoarsely rugose, remainder of disc sparsely asperate basally and along humeral carina almost to apex, smooth on rest of surface. Ventral surfaces in part minutely punctured, rather smooth. Legs long and slender, largely asperate-punctate to slightly tuberculate. Length 45 mm; breadth 14 mm.

Paratypes: Length 40–47 mm; breadth 13–14.5 mm.

DISTRIBUTION: Woodlark.

Holotype, ♂ (BISHOP 2775), Kulumadau Hill, Woodlark (Murua) I., east of Papua, 1–6 Apr. 1957, Wm. W. Brandt; three ♂ paratypes (BISHOP, CSIRO, BM), same data, but 9–16 Mar. and 16–22 Apr., Brandt.

Differs from *O. forbesi* Gahan in having the ridge parallel to elytral suture extending posteriorly to beyond middle of elytron, and in having the pronotum largely punctured instead of granulose.

24. *Osphyron subitanus* Gressitt, n. sp. Fig. 8.

Male: Pitchy brown, blackish on head, prothorax and basal portion of antenna, reddish brown on posterior 3/4 of elytra. Body glabrous above, except for marginal hairs on prothorax, ventral surfaces of thorax with long, golden-buff pubescence; abdomen nearly glabrous.

Head with broad Y-shaped depression between antennal insertions, granulose to granulose-punctate, narrowly grooved between upper eye-lobes. Antenna 1/8 longer than body, fairly broad; scape grossly punctured, segment 2 very short, more finely punctured; segment 3 smooth and sparsely punctured basally, 4–11 finely rugulose with a few very fine raised lines preapically and with external apical teeth much stronger than inner teeth; fourth segment 3/4 as long as 3, slightly longer than 5; 5–10 subequal, with distinct raised lines on upper portions. Prothorax with first 3 teeth subequal, tooth 4 strongest, longer and more slender than 1; disc almost entirely granulose, rugose-punctate on raised area on each side of center. Scutellum broadly rounded behind, somewhat wrinkled. Elytron with raised parasutural lines somewhat indistinct, disappearing at about 2/3 elytral length from base, remainder of surface with minute granules throughout, slightly larger on basal portion; apical margin with a strong sutural tooth and with a small outer tooth. Ventral surfaces closely punctured on hind thorax, nearly impunctate on abdomen. Legs largely asperate, with small acute tubercles on under side of distal halves of femora. Length 40.5 mm; breadth 13 mm.

Paratype: Thoracic spine 1 slightly larger than 2 and 3; outer tooth of elytral apex minute. Length 45 mm; breadth 14.7 mm.

DISTRIBUTION: New Guinea (Papua).

Holotype, ♂ (BISHOP 2776), Daradae Plantation, near Javarere, Musgrove R., E of Subitana, NE of Port Moresby, Papua, 3 Oct. 1958, Gressitt; paratype, ♂ (AM), Subitana, near Koitaki, 2 Jan. 1950, Brandt.

Differs from *O. forbesi* Gahan in being darker, with the elytra pitchy, the antennae pitchy basally and dull brown distally, and with fine carinae almost lacking on antennal segments.

25. *Ospthryon sudestus* Gressitt, n. sp. Fig. 7.

Male: Dark reddish brown, blackish on head and prothorax, paler brown on posterior 3/4 of elytron. Prothorax with moderately long, and in part fairly dense, fine pubescence; thoracic sternites with very long fine pubescence; abdomen nearly glabrous.

Head with very deep transverse depression on middle of frons, eyes very close above with a fine groove between upper lobes. Antenna fairly broad, flattened, 1/6 longer than body; scape stout, coarsely punctured, segment 2 very short, strongly punctured; segment 3 with anterior apical tooth longer than inner one, extreme base strongly punctured and with several distinct raised lines along upper surface, 4 nearly as long as 3, without punctures at base, 4–10 decreasing very slightly in length, 5 and following with more distinct raised lines. Prothorax more than twice as broad as long, with 4 distinct teeth at side, the last longest; disc strongly and irregularly swollen on each side of center, with a lesser swelling on median line just before base: irregularly punctured, more densely so on swellings. Scutellum triangular, blunt behind, punctured near sides. Elytron with raised parasutural lines extending almost to middle, a few small asperate punctures on base and along humeral ridge and near apex; 2 distinct apical teeth, the outer one slightly longer; ventral surfaces finely punctured, much more densely so on hind thorax. Legs strongly punctured with some distinct teeth preapically on posterior margins of femora. Length 41 mm; breadth 13 mm.

DISTRIBUTION: Sudest.

Holotype, ♂ (AMNH), Mt. Riu, 250–350 m, No. 10, Sudest I., east of Papua, 5 Sept. 1956, L. J. Brass, Fifth Archbold Expedition to New Guinea.

Differs from *O. woodlarkensis* Gress. in having the pronotum distinctly hairy, and in having the pronotum and scutellar area of elytron distinctly punctured, without granules.

26. *Ospthryon tridentatus* Gressitt, n. sp. Fig. 6.

Male: Pitchy brown, reddish brown on posterior 2/3 of elytron and post-basal portion of antenna, as well as tarsi. Body glabrous above, except for moderate hairs on anterior portion of head and on sides and swollen areas of prothorax.

Head with very broad Y-shaped depression between antennal insertions and another shallow depression on front of clypeus, largely granulose, shallowly grooved between upper eye-lobes. Antenna rather slender, barely longer than body; scape short, moderately punctured; segment 2 slightly broader than long; segment 3 smooth and sparsely punctured on basal 2/5, strongly ridged on remainder, with outer and inner apical angles weak and subequal; fourth segment 3/4 as long as 3, strongly carinate throughout, similar to 4–11 which decrease slightly in length to 9; 10 slightly longer than 9 and 2/3 as long as 11. Prothorax nearly 3× as broad as long, with only 3 lateral spines, 1 and 3 rather broad and 2 more slender; disc granulose, rather densely punctured and a rather strong swelling on each side of middle and a smaller swelling on median line just before base. Scutellum rounded truncate apically, in part rugose-punctate. Elytron subparallel, subtruncate apically with a distinct short sutural tooth and only a slight swelling instead of outer apical tooth; disc with parasutural line extending almost to apex and humeral carina distinct




Fig. 1, *Parandra araucariae* n. sp., holotype; 2, *Olethrius admiralis* n. sp., holotype; 3, *Chondrothrus parallelus* n. sp., holotype; 4, *Gnathonyx piceipennis* Gahan, Wisselmeren; 5, *Osphryon woodlarkensis* n. sp., holotype; 6, *O. tridentatus* n. sp., holotype; 7, *O. sudestus* n. sp., holotype; 8, *O. subitanus* n. sp., paratype; 9, *Pachydissus papuanus* n. sp., paratype.

to apex; surfaces somewhat rugose-punctate basally, granulose along carinae and sparsely and minutely granulose on remainder. Ventral surfaces finely punctured throughout. Legs with numerous punctures particularly on apical portions of femora and tibiae. Length 31 mm; breadth 9.5 mm.




Fig. 10, *Phoracantha recurva papua* n. subsp., holotype; 11, *Dictannia discalis* n. sp., holotype; 12, *Coptopterus papuensis* n. sp., holotype; 13, *Distichocera monticola* n. sp., holotype; 14, *Uracanthus stueberi* n. sp., holotype; 15, *Coptopterus latus* n. sp., holotype.

DISTRIBUTION: New Britain.

Holotype, ♂ (BISHOP 2777), Lowlands Agriculture Experiment Station, Keravat, SW of Rabaul, Gazelle Pen., New Britain, 27 Nov. 1954, attracted to light, Szent-Ivany.

Differs from *O. forbesi* Gahan, and the other species, in having only three teeth on each side of prothorax instead of four, and in being smaller in body size. Differs further from *forbesi* in having some fine hairs on pronotum, in having the parasutural ridge extending almost to apex of elytron, and in having the elytral apex subtransverse, without an external tooth.

27. *Osphryon hirticollis* Gahan, 1894, Ann. Mag. Nat. Hist. ser 6, 13: 288 (Dorey, Arfak; BM).—Lameere, 1910, Soc. Ent. Belg., Ann. 54: 286.

DISTRIBUTION: New Guinea (Vogelkop).

28. *Osphryon granuliger* Aurivillius, 1926, Ark. Zool. 18 A (9): 3 (Bolan Mts., New Guinea).

DISTRIBUTION: New Guinea (NE?).

29. *Osphryon pallidipennis* Gressitt, 1951, Ent. Soc. Amer., Ann. 44: 2 (Fly R.; AMNH).

DISTRIBUTION: New Guinea (Papua).

30. *Osphryon spiniscapus* Schwarzer, 1924, Nova Guinea 15: 57 (Doormanpadbivak; AMSTERDAM?).

DISTRIBUTION: New Guinea (Neth.).

TRIBE ANACOLINI

KEY TO NEW GUINEA GENERA OF ANACOLINI

- Lateral margin of prothorax complete; metasternum not triangular; third antennal segment about as long as scape..... **Elaptus***
 Lateral margin of prothorax strongly sinuate, obsolete anteriorly in female; metasternum triangular; third antennal segment longer than scape..... **Aesa**

Genus *Aesa* Lameere, 1912

31. *Aesa media* Lameere, 1912, Soc. Ent. Belg., Mem. 21: 72 (Milne Bay, Papua, and Cooktown, N. Australia).

DISTRIBUTION: New Guinea (Papua); Australia (Cape York).

SUBFAMILY DISTENIINAE

Genus *Distenia* Serville, 1825

32. *Distenia minor* Gressitt, n. sp. Fig. 16.

Largely purplish brown, clothed with thin silvery buff pubescence; head and prothorax more blackish, more thinly pubescent, fairly glabrous on median portion of head; palpi and mouthparts brownish; antenna pale brown with scape and apices of segments 3–8 blackish brown; legs testaceous, with distal 3/5 of each femur pitchy black and apices and premedian portions of tibiae brownish; abdomen slightly paler than hind thorax. Head fairly large, nearly as wide as prothorax, very finely and sparsely punctured, almost impunctate on central portion of occiput; frons very short, vertical. Antenna twice as long as body, slender; scape more than twice as stout as segment 3, cylindrical preapically ra-

ther closely punctured; segment 2 broader than long; 3 slightly longer than scape, subequal to 4 and 5; 6 a little shorter than 5; 6—10 gradually decreasing in length; 11 about as long as 9; internal fringe of long hairs almost hidden in type. Prothorax a little broader than long, a little narrower at apex than base; obtuse and acutely toothed at side; disc strongly swollen, with 3 somewhat raised areas on each side, median strip slightly raised, and intervening areas rather finely and densely punctured. Scutellum small, trapeziform, minutely punctured. Elytron slender, gradually narrowed towards apex, shallowly emarginate, truncate apically; disc with about 8 fairly regular rows of deep punctures from base for $2/3$ of distance towards apex, some indistinct minute punctures apically. Ventral surfaces minutely and rather closely punctured. Legs slender; femora moderately thickened preapically; hind tarsal segment 1 slightly longer than next 2 combined. Length 10 mm; breadth 2.24 mm.

Paratypes: Length 8–10 mm; breadth 1.95–2.2 mm.

DISTRIBUTION: New Britain.

Holotype, ♂ (BISHOP 2778), Warongoi Valley, 100 m, Gazelle Peninsula, New Britain, 24 May 1956, Gressitt; 3 paratypes (BISHOP, CSIRO), Keravat, 60 m, clearings in primary forest, 31 Aug., 1 Sept. 1955, 24 May 1956, Gressitt.

Differs from *D. bougainvilleana* Schwarzer in being smaller and darker, with the vertex more finely and more regularly punctured, the pronotum more convex, more distinctly punctured, and the elytra a little more regularly punctured and less produced ectoapically.

SUBFAMILY LEPTURINAE

KEY TO NEW GUINEA GENERA OF LEPTURINAE

- Side of prothorax with a distinct lateral tubercle; prothorax about as broad as long; frons and gena very short.....**Papuleptura**
- Side of prothorax without a lateral tubercle, longer than broad, collared anteriorly and broad basally; frons and gena quite long..... **Elacomia**

Papuleptura Gressitt, new genus

Head short, abbreviated anterior to eyes and antennal insertions, strongly but somewhat gradually narrowed behind eyes; frons very short, transversely grooved; eyes oval, weakly emarginate, distant above; antenna fairly short and stout with most of segments thickened distally and segment 3 not much longer than scape; prothorax about as broad as long, tuberculate at middle of side, and with base hardly broader than apex; elytron more than twice as long as head and prothorax combined; anterior coxal cavity closed behind; fore coxa conical, much higher than intercoxal process, which is incomplete; legs short and stout; hind tarsal segment 1 barely longer than 2, possessing a pubescent sole.

Type species: *Papuleptura alticola* n. sp., by present designation.

Range: High mountains of New Guinea.

This genus seems to have no known close ally. It does not fit well into any of the defined tribes of Lepturinae. However, the named tribes have not been well characterized. *Papuleptura* seems to be intermediate in characters between the Xylosteini and the Lepturini, while at the same time having resemblance to some Stenocorini in the form of head and antenna. The eyes are about as coarsely faceted as in *Encyclops*, but the prosternal char-

acters are partly different. The body form is more that of *Grammoptera*, from which the new genus differs in having the prothorax shorter, somewhat tuberculate at side, and not expanded at basal angle. The anterior coxal cavity of *Papuleptura* also differs in being closed behind, and the frons is also much shorter in the new genus, with the antennal insertion much closer to mouthparts, and the antennal and tarsal segments are much shorter and stouter than in *Grammoptera*.

KEY TO SPECIES OF PAPULEPTURA

Elytra barely more than twice as long as broad; about 15 punctures in an approximate row across one elytron; occiput and pronotum entirely dark..... 33. **alticola**

Elytra two and one-half times as long as broad; about 25 punctures in an approximate row across one elytron; occiput and pronotum marked with pale.....34. **elongata**

33. *Papuleptura alticola* Gressitt, n. sp. Fig. 17.

Body black, pale reddish on mouthparts, pitchy black to brown on antenna with bases of segments 2–4 ochraceous; elytron brownish testaceous, pitchy black at the base and along lateral margin, reddish brown just before apex; legs pitchy brown, brownish testaceous on bases of femora and on tarsi, nearly black on hind femoral club. Body moderately clothed with short oblique golden buff hairs.

Head very slightly broader than prothorax, subevenly narrowed behind eyes, transversely grooved on the very short frons; surface finely but distinctly punctured, with a feebly raised median line between eye-lobes, which latter are quite distant; eye rounded oval, feebly emarginate beside antennal insertion. Antenna slightly more than 1/2 as long as body, moderately stout; scape fairly thick, sparsely punctured, twice as long as segment 2; segment 3 more slender than first two, about as long as scape; segment 4 slightly longer than 3, similar in form; 5 a little shorter than 3, much stouter distally; 6–11 similar in length and thickness; 11 a little longer and subacute apically. Prothorax about as long as broad, with a rounded tubercle at side followed by a slight constriction; disc quite even, subfinely but deeply punctured. Scutellum small, rounded truncate. Elytron about twice as long as head and prothorax combined, slightly broadened to behind middle, rounded apically; disc deeply not very closely punctured. Ventral surfaces very finely punctured; legs moderately stout; hind femur not reaching elytral apex; first hind tarsal segment slightly longer than second, shorter than last. Length 3.9 mm; breadth 1.25 mm.

DISTRIBUTION: New Guinea (NE).

Holotype, ♀ (BISHOP 2779), near Lake Aunde, 3600 m, Mt. Wilhelm, Bismarck Range, NE New Guinea, 2 July 1955, Gressitt.

This species is somewhat suggestive of some of the small *Anoploderomorpha* of South China and Taiwan, but differs in important generic characters, such as the possession of a flat, uncollared and tuberculate prothorax, stout antennal segments and broadly closed anterior coxal cavity, in the new genus.

34. *Papuleptura elongata* Gressitt, n. sp.

Male: Body blackish brown, extensively marked with pale testaceous: head pitchy black, pale on mouthparts and below eye, with an ochraceous spot on side of occiput beside upper eye-lobe; antenna pitchy brown, more blackish on basal segments; prothorax pitchy brown, pale ochraceous on basal portion of disc and on a longitudinal stripe extending

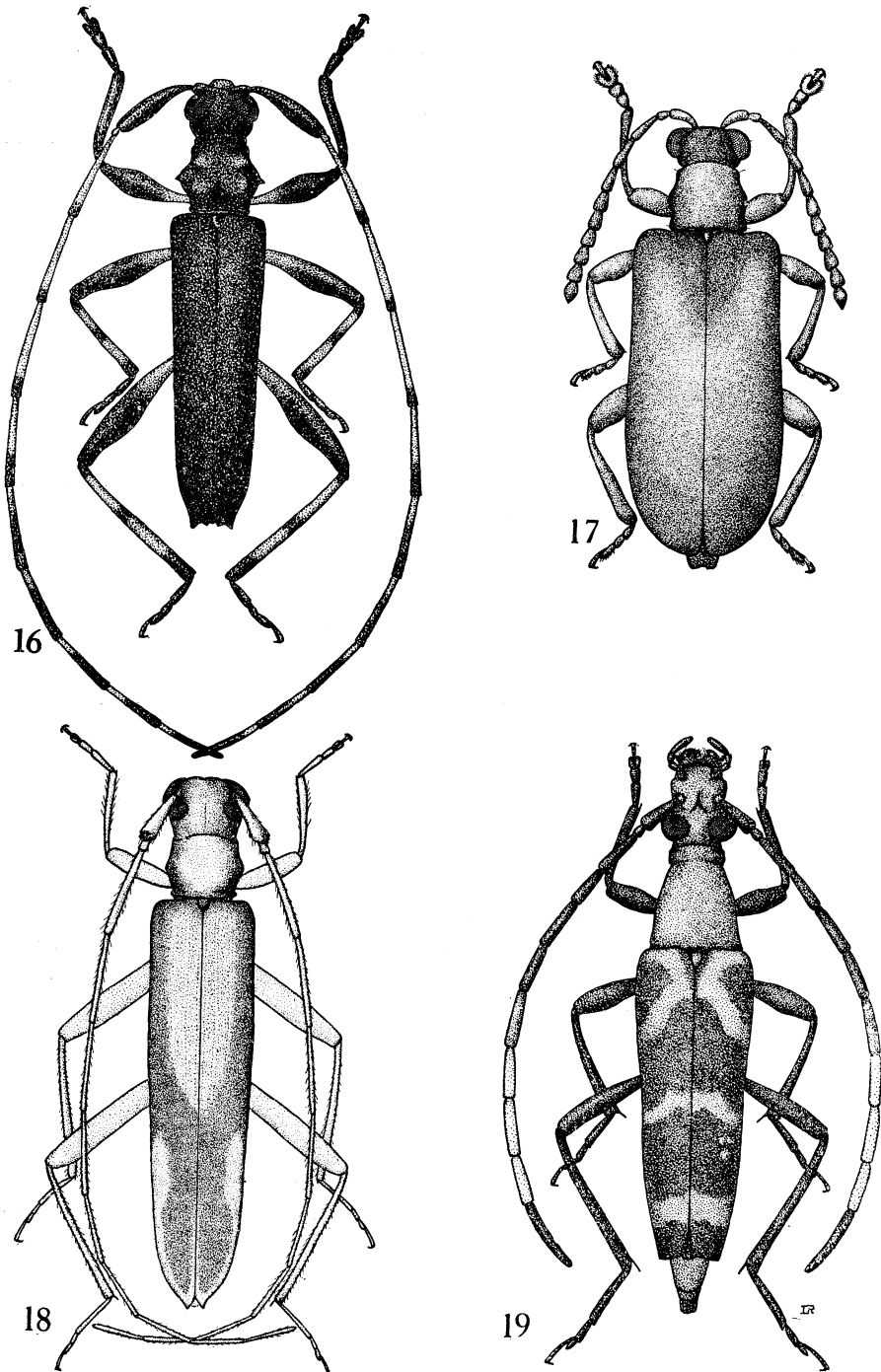


Fig. 16, *Distenia minor* n. sp., holotype; 17, *Papuleptura alticola* n. sp., holotype; 18, *Parahyphus comusioides* (Gressitt), Busu R.; 19, *Elacomia misolensis* n. sp., holotype.

forward on each side of disc from end of basal pale area; elytron pale testaceous with lateral margin and roughly apical 1/3 of disc pitchy, with a posterior extension of pale portion along upper edge of lateral declivity. Body largely clothed with subadpressed short pale golden buff hairs and a few scattered short suberect hairs, with some reddish brown oblique hairs on antenna and grayish suberect hairs on legs.

Head about as broad as prothorax, subobtusely narrowed behind eyes; rugulose-punctate on the broad occiput and punctate on neck. Antenna 3/5 as long as body, moderately stout; scape nearly twice as long as segment 2, slightly longer than 3; 4 a little longer than scape, and slightly longer than 5; 5-10 decreasing very slightly in length; 11 distinctly longer than 10 with a constriction beyond middle. Prothorax slightly broader than long with a black tubercle just behind middle followed by a slight constriction; disc even, granulose-punctate. Scutellum subtriangular. Elytron very slightly wider postmedially than at base, broadly rounded apically; disc finely and rather closely punctured. Ventral surfaces much more finely punctured. Legs fairly stout; hind femur moderately swollen; hind tarsal segment 1 about as long as 3, slightly longer than 2 and shorter than 5. Length 4.75 mm; breadth 1.45 mm.

Female: Pale markings on occiput and pronotum slightly more extensive; elytron entirely pale testaceous except for external margin, a vague median preapical stripe and extreme apex, which are pitchy brown. Length 5.6 mm; breadth 1.55 mm.

DISTRIBUTION: New Guinea (NE).

Holotype, ♂ (BISHOP 2780), Mt. Wilhelm, 3000 m, below Lake Aunde, Bismarck Range, NE New Guinea, 4 July 1955, Gressitt; paratopotype, ♀ (BISHOP), same data.

Differs from *alticola* in being more elongate, with relatively narrower elytra, and in having the occiput and pronotum partly pale, the prothoracic tubercle more abruptly narrowed behind, and the pronotum and elytra more strongly and less closely punctured.

Genus *Elacomia* Heller, 1916

35. *Elacomia misolensis* Gressitt, n. sp. Fig. 19.

Female: Black, in part testaceous or brown: head and prothorax black; mouthparts reddish; antenna reddish brown with segments 7-10 pale, 8-10 nearly white; elytron black with 3 narrow yellowish testaceous bands: (1) extending along base from near humerus almost to scutellum, arching backward, nearly touching suture, then bending outward, and again backward, and finally outward again, nearly reaching external margin, (2) just behind middle, sinuate, extending from near suture to near external margin, narrower, and curving slightly backward, externally, and (3) broader, more transverse, oblique anteriorly, situated a short distance before apex; legs pitchy brown, paler and reddish on bases of femora and apices of tarsi. Body largely clothed above with silvery buff pubescence which is moderately dense on pronotum, particularly the basal portion, and quite sparse on elytron; ventral surfaces densely clothed with grayish silver pubescence; legs sparsely clothed with oblique golden buff hairs.

Head nearly as long as prothorax, not quite as broad as prothorax at base, moderately rugose-punctate; frons nearly as long as broad; clypeus very large. Antenna slightly longer than body; scape gradually thickened distally, distinctly punctured, as long as segments 2-3 combined; 3 and following nearly cylindrical; 3 distinctly longer than 4, nearly

as long as 5; 5-10 subequal in length; last longest. Prothorax slightly longer than broad, strongly constricted behind apex, rather evenly broadened to base; disc moderately convex, even, rather closely punctured. Scutellum long, strongly narrowed. Elytron a little more than $1\frac{1}{2}$ × as long as head and prothorax combined, subevenly narrowed posteriorly, subobliquely truncate apically; disc more strongly and sparsely punctured than pronotum. Ventral surfaces closely and minutely punctured. Legs long, slender, less closely punctured; hind tarsal segment 1 moderately compressed laterally, longer than remaining segments combined; segment 3 cleft nearly to base. Length 13 mm (to end of elytron); breadth 2.95 mm.

DISTRIBUTION: Misool.

Holotype, ♀ (LEIDEN), Fakal, 0-75 m, Misool (Mysol) I. (W), west of New Guinea, 20 Oct. 1948, M. A. Lieftinck.

Differs from *E. histrionica* (Pascoe), NEW COMBINATION, in having the pronotum more closely punctured, the elytron with basal pale mark more sinuate, and second pale band much narrower, and the seventh antennal segment pale. Differs from *E. collaris* Heller in having the basal elytral mark irregular, less C shaped, the second band less transverse, and the seventh to tenth antennal segments pale.

SUBFAMILY CERAMBYCINAE

KEY TO NEW GUINEA TRIBE OF CERAMBYCINAE

1. Eyes coarsely faceted, with rare exceptions 2
 Eyes finely faceted 13
- 2 (1). Middle coxal cavity open to mesepimeron 3
 Middle coxal cavity closed to epimeron, or narrowly open 5
- 3 (2). Anterior coxal cavities open posteriorly 4
 Anterior coxal cavities closed posteriorly **Cerambycini**
- 4 (3). Anterior coxal cavities strongly angulate externally; antenna generally without long hairs **Oemini**
 Anterior coxal cavities weakly angulate externally; antenna generally with long hairs beneath **Hesperophanini**
- 5 (2). Antennal segments 3 and following not spined apically 6
 Antennal segment 3 and generally some of following spined apically... **Phoracanthini**
- 6 (5). Abdominal segment 1 not as long as remaining segments combined in female 7
 Abdominal segment 1 as long as remaining segments combined in female; antenna often with very long bristles on segment 3 **Obrini**
- 7 (6). Anterior coxal cavity nearly closed posteriorly 8
 Anterior coxal cavity not nearly closed behind; prothorax rarely toothed at side; femora generally fusiform 10
- 8 (7). Prothorax tuberculate; femora pedunculate-clavate 9
 Prothorax not tuberculate; femora fusiform **Piesarthrini**
- 9 (8). Antennal scape strongly swollen; distal antennal segments toothed apically 9

- **Tessarommatini**
 Antennal scape slender; distal antennal segments slender, cylindrical.....**Aphneopini**
- 10 (7). Neck short; antennal insertion partly enclosed by eye, or near mouthparts..... 11
 Neck long; antennal insertion not enclosed by eye, distant from mouthparts;
 scape very long**Syllitini**
- 11 (10). Antennal insertion not close to mouthparts; prothorax not strongly constricted
 near apex 12
 Antennal insertion close to mouthparts; prothorax strongly constricted near
 apex; antennal segments gradually decreasing in width.....**Phlyctaenodini**
- 12 (11). Distal palpal segments broadened apically; antennal segments not angulate api-
 cally..... **Callidiopini**
 Distal palpal segments slender apically; antennal segments mostly angulate ec-
 toapically; elytron often toothed apically.....**Uracanthini**
- 13 (1). Middle coxal cavity open externally to epimeron..... 14
 Middle coxal cavity closed externally to epimeron 20
- 14 (13). Front coxal cavity angulate externally 15
 Front coxal cavity rounded externally 17
- 15 (14). Front coxa strongly transverse..... 16
 Front coxa somewhat rounded-conical; antenna simple..... **Molorchini**
- 16 (15). Anterior intercoxal process strongly produced above coxae; antenna flabellate..
 **Distichocerini**
 Anterior intercoxal process not produced above coxae; antenna simple...**Tragocerini**
- 17 (14). Anterior coxal cavity open posteriorly..... 18
 Anterior coxal cavity closed posteriorly; prothorax often tuberculate laterally..
 **Callichromini**
- 18 (17). Prothorax rarely much broader than head, generally about as long as broad, or
 longer than broad..... 19
 Prothorax much broader than head, much broader than long **Purpuricenini**
- 19 (18). Elytra generally dehiscent posteriorly..... **Thraniini**
 Elytra not dehiscent posteriorly; antenna often short..... **Clytini**
- 20 (13). Prothorax constricted at or near base; antennal segment 3 not much longer
 than scape..... 21
 Prothorax not strongly constricted near base, slightly narrower at apex and
 base than at middle; antennal segment 3 much longer than scape.....**Glaucytni**
- 21 (20). Body slender; antenna with long hairs; prothorax longer than broad, constrict-
 ed between middle and apex..... **Cleomenini**
 Body short; antenna generally without long hairs; prothorax about as broad as
 long, generally not constricted between middle and apex..... **Tillomorphini**

TRIBE OEMINI

KEY TO NEW GUINEA GENERA OF OEMINI

1. Eye not divided 2
 Each eye divided into 2 separate lobes; body very narrow.....**Tetraommatus**
2. Antennal scape slender, conico-cylindrical, not spined apically..... 3
 Antennal scape stout, strongly spined ectoapically.....**Xystrocera**
3. Prothorax widest at middle; antennal segments 3-11 subequal in length; middle coxae contiguous **Parahyphus**
 Prothorax as broad near apex as near middle; antennal segment 4 shorter than 3, 5; middle coxae not contiguous**Ciopera**

Genus *Xystrocera* Serville, 1834

36. *Xystrocera apiculata* Pascoe, 1869, Ent. Soc. London, Trans. ser. 3, 3: 506 (Amboyna, Kai; BM).—Gressitt, 1951, Ent. Soc. Amer., Ann. 44: 4 (Hollandia).

DISTRIBUTION: Amboina; Ke, New Guinea (Neth., NE, Papua), Ferguson.

Fourteen (LEIDEN, AMNH, BISHOP, BOGOR) Neth. Ind.-Amer. Exped., 1938: 8, Baliem Camp, 1700 m, 16-27 Sept. Toxopeus; 6, Bernhard Camp 50 m, July-Sept. J. Olt-hof; 1, Sibil, Sterrengeb., June 1958, Simon Thomas; 1, Hollandia, 100 m, 23 Aug. 1955, light trap, Gressitt; 1, Boana Mission, Huon Pen., 4 Sept. 1956, E. J. Ford, Jr.; 1, Koitaki, Papua, Oct.-Nov. 1928, C. E. Pemberton; 3 (DASF) Bisianumu, near Koitaki, Aug. 1957, Szent-Ivany; 1 (SAM) Bisiatabu, Port Moresby, W. N. Lock; 1 (AM), Mt. Lamington, Papua, McNamara; 2 (DASF) Biage Valley, near Kokoda, June 1957, Healy; 1 (AM), Port Moresby, Aug. 1944, A. Blombery; 1 (MCZ) Dobodura, Papua, Mar.-July 1944, Darlington; 1 (DASF) Mageri, Papua, 15 Nov. 1951, J. H. Barrett.

One (AMNH), Agamoia, Ferguson I., 200 m, No. 5, June 1956, Brass.

Parahyphus Gressitt, new genus

Slender, antenna and legs long; head nearly vertical in front; frons hollowed and wide at apex, finely grooved; vertex moderately concave; occiput finely grooved. Antenna much longer than body; scape subcylindrical, asperate apically; segment 3 much longer than scape; 3-11 subequal in length; prothorax slightly broader than long, obtuse at side, fairly even above; scutellum small, subtruncate behind; elytron long, gradually narrowed, subacute at middle of apex; surface finely punctured, with 2 fine raised lines on disc. Anterior and middle coxae contiguous; anterior intercoxal process incomplete; legs with femora and tibiae straight and slender; hind tarsal segment 1 as long as remainder combined.

Type species: *Hyphus comusioides* Gressitt, by present designation.

Range: New Guinea, New Britain.

Differs from *Hyphus* in being smaller, with more slender antenna and with middle coxae contiguous; and from *Comusia* in having the frons more vertical and higher, the antennal supports more distinct, the antenna much longer and the middle coxae contiguous.

37. **Parahyphus comusioides** (Gressitt), NEW COMBINATION Fig. 18.

Hyphus comusioides Gress., 1951, Ent. Soc. Amer., Ann. 44: 4, fig. 4 (Hollandia; CM).

DISTRIBUTION: New Guinea (Neth., NE); New Britain.

Six, Busu R., near Lae, 14–15 Sept. 1956, Gressitt; 2, Bubia, near Lae, 17–19 Sept. 1956, Gressitt; 1, Keravat, Gazelle Pen., New Britain, 2 Sept. 1955, Gressitt; 1 (CM), Bulolo, 600 m, Mar.-July 1937, George Rio; 1 (SAM), Wareo, Finschhafen, L. Wagner.

Genus *Ciopera* Pascoe, 1866

Ciopera Pascoe, 1866, Zool. Soc. London, Proc. 1866: 510 (type *C. decolorata* P.; Penang). *Ogasawara* Gressitt, 1937, Kontyû 11 (4): 320 (type: *O. testacea* Gress.; Bonin Is.). **New**

Synonymy.

Oemospiloides Fisher, 1940, Indian For. Rec. (n. s.) Ent. 6 (5): 197 (type: *O. bengalensis* Fisher; India). **New Synonymy.**

This genus was placed in the Obriini by Pascoe, in the Molorchini by me and in the Oemini by Fisher. To which it actually belongs I am not certain. Fisher did not mention the sexual characters of the abdomen, which are those of many Molorchini and Obriini.

38. *Ciopera cheesmanae* Gressitt, n. sp. Fig. 20.

Male: Pale reddish brown, darker on first 5 antennal segments and paler on remainder of antenna and on legs except for hind femoral club; abdomen also pale. Body very finely clothed with pale pubescence; antennal segments 2 and following rather densely clothed with goldish hairs, and legs moderately clothed with oblique pale hairs.

Head about as broad as prothorax, parallel-sided behind eyes, finely granulose, slightly asperate on vertex; concave on frons with a fine median line to posterior borders of eyes. Antenna nearly 1/2 again as long as body, tapering; first 5 segments thicker than following; scape moderately stout, about 2/3 as long as segment 3; 4 distinctly shorter than 3; 5 as long as 3; 6–11 gradually slightly decreasing in length. Prothorax about as broad as long, widest near apex and at middle; fairly flat above, finely granulose throughout, and with 2 somewhat connected swellings on side above the rounded obtuse lateral tubercle. Scutellum slightly longer than wide, subtruncate behind, slightly concave. Elytron long, nearly parallel-sided, externally obliquely truncate apically and slightly toothed at inner angle; surface finely punctured throughout with a feebly raised median line on basal half. Ventral surfaces of thorax finely granulate. Abdomen appears somewhat membranous; segments 2–4 each with a tubercle on each side of middle. Femora flattened and pedunculate-clavate; hind tibia very straight; hind tarsal segment 1 as long as 2–5 combined. Length 14.5 mm; breadth, 2.8 mm.

Female: Antenna slightly longer than body. Abdomen with segments 3–4 greatly reduced in length and with segment 2 bearing a fringe of long hairs on apical margin. Length 12 mm; breadth 3 mm.

Paratypes: Length 11–17.5 mm; breadth 2.2–3.5 mm.

DISTRIBUTION: New Guinea (Papua, NE).

Holotype, ♂ (British Mus., N. H.), Kokoda, 350 m, NE Papua, Aug 1933, L. E. Cheesman; allotopotype, ♀ (BM), Sept. 1933, Cheesman; 12 paratopotypes (BM, BISHOP, CSIRO, DASF), June–Sept. 1933, Cheesman; 1 paratype, Wareo, NE New Guinea; 2 paratopotypes (DASF), June 1957, Healy.

Differs from *C. bengalensis* (Fisher), NEW COMBINATION, in having the prosternal process incomplete, the elytral apices oblique externally instead of separately rounded, and

in being slightly darker. Differs from *C. testacea* (Gressitt), NEW COMBINATION, in being slightly narrower, slightly darker and more pubescent. Differs from *C. decolorata* Pascoe in being darker and shorter, with the prothorax shorter and more swollen at middle.

Genus *Tetraommatus* Perroud, 1855

KEY TO NEW GUINEA SPECIES OF TETRAOMMATUS

- Prothorax not quite twice as long as broad, entirely pale; upper eye-lobes not extremely close..... **39. *ocularis***
- Prothorax fully twice as long as broad, marked with pitchy; upper eye-lobes extremely close..... **40. *rossi***

39. *Tetraommatus ocularis* Pascoe, 1869, Ent. Soc. London, Trans. ser. 3, 3: 504 (Morty; BM).—Gressitt, 1951, Ent. Soc. Amer., Ann. **44**: 7 (Hollandia).

DISTRIBUTION: Morotai; New Guinea (Neth.).

40. *Tetraommatus rossi* Gressitt, 1951, Ent. Soc. Amer., Ann. **44**: 6, fig. 9 (Finschhafen; CAS).

DISTRIBUTION: New Guinea (NE); New Britain.

Two, Keravat, Gazelle Pen., New Britain, 31 Aug., 11 Sept. 1955, Gressitt. One (BM) Cyclops Mts., Sabron Camp 2, Cheesman, is questionably this species.

TRIBE CERAMBYCINI

KEY TO NEW GUINEA GENERA OF CERAMBYCINI

- 1. Prothorax untoothed laterally; scape gradually widened distally 2
 Prothorax toothed laterally; scape obtuse preapically; pronotum without a central raised area..... **Calocerambyx**
- 2. Antennal segments unspined; pronotum with a fairly distinct central raised area; elytron bispinose 3
 Third and following antennal segments spined; pronotum with central area poorly defined; prothorax longer than broad in male; elytron angulate ectoapically..... **Hoplocerambyx**
- 3. Head with an obtuse carina between eyes..... **Aeolesthes**
 Head with a fine groove between eyes **Pachydissus**

Genus *Aeolesthes* Gahan, 1890

KEY TO NEW GUINEA SPECIES OF AEOLESTHES

- 1. Groove on underside of head fairly straight..... 2
 Groove on underside of head strongly arched posteriorly..... **42. *induta***
- 2. Central area of pronotum fairly smooth, bordered by rather shiny depression; rugosity near each anterior corner of central area not strongly raised..... **43. *textor***
 Central area of pronotum corrugated, not so conspicuously bordered; rugosity near each anterior corner of central area strongly raised..... **41. *ampliata***

41. *Aeolesthes ampliata* Gahan, 1890, Ann. Mag. Nat. Hist. ser. 6, 6: 253 (Bismarck Arch.; BM).—Gressitt, 1951, Ent. Soc. Amer., Ann. 44: 7 (Guadalcanal).

DISTRIBUTION: New Britain; New Ireland, Solomons.

One "Camp Bishop", 240 m, 12 km. up Kait River, SW New Ireland, 8 July 1956, E. J. Ford, Jr. Two (AM) Mulu, NW of Rabaul, New Britain, Dec. 1929, C. Harslett. Four (USNM) Munda Pt., New Georgia, Solomons, Sept. 1944, J. G. Franclemont; 1, Empress Augusta Bay, Bougainville, Sept. 1944, Franclemont; 41 (MCZ) Tulagi, Florida I., Solomons, W. M. Mann; 1 (AM) Lavoro Plantation, Guadalcanal, 1926-7 C. E. Hart; 1 Fulakora, NE Isabel, N. S. Hefferman, another Fulakora, Mann.

42. *Aeolesthes induta* (Newman)

Hammaticherus indutus Newman, 1842, Entomologist 1: 245 (Manila; BM).

Neocerambyx indutus, Pascoe, 1869, Ent. Soc. London, Trans. ser. 3, 3: 511 (Batchian).

Pachydissus Frenchi Blackburn, 1895, Roy. Soc. S. Australia, Trans. 19: 222 (Queensland).

New Synonymy.

Aeolesthes induta, Gahan, 1906, Fauna of India, Col. 1: 128.—Gressitt, 1951, Ent. Soc. Amer., Ann. 44 7 (Maffin Bay, Hollandia).

DISTRIBUTION: Philippines; Moluccas, New Guinea (Neth., NE, Papua), Normanby, Manus.

One, Wakaiuna, Normanby I., 5-9 Nov. 1956, Brandt; 4, Woodlark (Murua) I., Feb. 1957, Brandt; 10, Dogura, E. Papua, Aug.-Sept. 1955, Jan. 1957, Cassidy; 1, Kiunga, upper Fly R., 24 Sept. 1957, Brandt; 4 (MCZ) Morobe Distr., NE New Guinea, Stevens; 2 (MCZ) Mt. Misim, Morobe Distr.; 1, Bubia, near Lae, Mar. 1957, Ardley; 1 (CM) Doini I., Papua, Nov. 1920, Zimmer; 1 (SAM) Mt. Gyifrie, N New Guinea, 0-300 m, Apr. 1939, Cheesman; 2 (SAM) Mt. Lamington, 300 m, McNamara; 1 (SAM) Finschhafen, Wagner; 5 (LEIDEN) Sorong, Kp. Bahoe, July 1948, Lieftinck; 2 (AM) Mt. Lamington, Oct. 1929, McNamara; 1 (DASF) Kokoda, May 1957, Vivian; 2 (DASF) Mamoo Plantation, 300 m, on coffee, June 1956, Pritchard; 2 (AM) Rigo Plantation, 45 km E. of Port Moresby A. C. English; 1 (AM) Yule I., Dec. 1933, R.V. Oldham; 1 (AM) Port Moresby, Mar. 1949, E. Guthrie; 1 (DASF) Konedobu, Aug. 1957, Marley; 1 (BM) Cyclops Mts., Sabron Camp, 350 m, July 1936, Cheesman.

One, Lorengau, Manus I, June 1956, P. Dillon.

43. *Aeolesthes textor* (Pascoe)

Neocerambyx textor Pascoe, 1869, Ent. Soc. London, Trans. ser. 3, 3: 511 (Moluccas; BM).

Neocerambyx externus Pascoe, 1869, l.c. 512 (Dorey; BM).

Aeolesthes textor, Aurivillius, 1912, Coleopt. Cat. 39: 47.

DISTRIBUTION: Moluccas; New Guinea (Neth., NE), Waigiou.

Three (MCZ) Finschhafen, L. W. Jarcho; 2 (MCZ) Morobe Distr., NE New Guinea, Stevens; 2 (BM) Waigiou, Camp Nok, 750 m, Apr. 1938, Cheesman; 1 (LEIDEN) P. Biak, 50-300 m, 21 June 1946, R. Straatman; 2 (SAM) Finschhafen, L. Wagner. One (MCZ) Ternate, T. Barbour.

Genus *Pachydissus* Newman, 1838

44. *Pachydissus papuanus* Gressitt, n. sp. Fig. 9.

Male: Reddish brown, somewhat pitchy on prothorax and head, entirely covered with very fine silvery buff pubescence arranged irregularly on elytron giving a varying pattern.

Head narrower than prothorax, deeply impressed on each side of frons, slightly concave between antennal supports, finely grooved between upper eye-lobes, which are nearly touching. Antenna $1/2$ again as long as body, moderately stout; scape slightly thickened apically, $3/4$ as long as segment 3; fourth segment $1/2$ as long as 3; 5 slightly shorter than 3; 6 about as long as 3 and subequal to 7-11, each; segments 3-4 moderately swollen apically; 5-10 somewhat flattened and toothed ectoapically. Prothorax broader than long, distinctly tuberculate at side; disc transversely and irregularly wrinkled with the central area not very well defined and also wrinkled; a stronger transverse ridge crossing disc at middle, and a somewhat posteriorly directed swelling on side of disc near base. Scutellum rounded triangular. Elytron slightly narrowed posteriorly, emarginate apically with 2 strong spines, outer one a little longer than inner one; disc very finely punctured with 3 feebly raised longitudinal lines and some slight longitudinal feeble depressions mainly near suture anterior to middle and on side behind middle. Ventral surfaces rather even, minutely punctured, densely pubescent. Femora slender, fairly straight; tibiae straight; hind tarsal segment $1 = 2+3$. Length 24 mm; breadth 5.9 mm.

Female: Antenna barely as long as body, with segments 5 and following more strongly flattened and more acute ectoapically than male; external elytral spine much stronger than internal spine. Length 26.5 mm; breadth 6.8 mm.

Paratypes: Length 23-26.5 mm; breadth 5.8-7 mm.

DISTRIBUTION: New Guinea (Papua).

Holotype, ♂ (Australian Mus.), Port Moresby, Papua, F. H. Taylor; allotopotype, ♀ (AM), same data; 2 ♀ paratopotypes (AM), 28 Nov., 2 Dec. 1938, G. Lupson; 2 paratopotypes (BISHOP), ♂, 18 Nov. 1948, G. P. Whitley, and ♀, 15 Aug. 1944, A. Blombery; 1 paratopotype (NMV) 6 Oct. 1949, G. F. Wilson; 2 ♀ paratypes (CAS, DASF), Daru, Papua, July 1941, Wind.

Differs from *P. sericus* (Newm.) in being darker and shorter with the antennal segments more swollen apically and the elytral spines more equal; and from *P. sweersensis* McKeown in having the prothorax broad, the third antennal segment longer and the outer elytral spine longer.

Genus *Calocerambyx* Heller, 1905

45. *Calocerambyx hauseri* Heller, 1905, Deutsche Ent. Zeitschr. 1905: 66 (Wamoro, NE New Guinea; DRESDEN?).—Gressitt, 1951, Ent. Soc. Amer., Ann. 44: 8 (Hollandia).

DISTRIBUTION: New Guinea (NE, Neth., Papua).

Two (LEIDEN, BISHOP), Bewani R.-territ.: 1200 m, Mar. 1939 and Ampas, 200 m, 1939, W. Stüber; 1 (ANSP) Stephensort, Astrolabe Bay, 1894, Kunzmann; 1 (CORNELL) Papua, 1944, R. V. Beals.

Genus *Hoplocerambyx* Thomson, 1864

KEY TO NEW GUINEA SPECIES OF HOPLOCERAMBYX

1. Antennal segments 3 and following spined endoapically in both sexes..... 2
 Antennal segments 3-4 not spined, at least not in ♀; elytron rather heavily pubescent 46. **abnormis**

2. Neck granulate; pronotum with a distinct central raised area..... 3
 Neck transversely corrugated; pronotum almost completely corrugated, including
 central area; elytron finely pubescent..... 48. *severus*
 3. Elytron slightly pubescent, distinctly punctured..... 49. *spinicornis*
 Elytron glabrous, minutely punctured..... 47. *nitidus*
46. *Hoplocerambyx abnormis* Schwarzer, 1931, *Senckenbergiana* 13: 59, fig. 6 (Van Rees Gebirge and Hoofdbivak; SENCKENBERG).

DISTRIBUTION: New Guinea (Neth.).

47. *Hoplocerambyx nitidus* Pascoe, 1869, *Ent. Soc. London, Trans. ser. 3, 3*: 516 (Buru; Saylee, New Guinea; BM).

DISTRIBUTION: Bouru; New Guinea (Vogelkop).

48. *Hoplocerambyx severus* Pascoe, 1869, *Ent. Soc. London, Trans. ser. 3, 3*: 514 (Waigiou; BM).—Gahan, 1915, B.O.U. and Wollaston Exped. Dutch New Guinea 1 (Col. 3): 3 (Utakwa R.).—Gressitt, 1951, *Ent. Soc. Amer., Ann.* 44: 8 (Oro Bay).

DISTRIBUTION: Waigiou; New Guinea (Neth., Papua).

Ten (LEIDEN, AMNH, BISHOP, BOGOR) Bernhard Camp, 50 m., July-Sept. 1938, J. Olthof, *Neth. Ind.-Amer. Exped., Bewani R.-territ., 1200 m., Mar. 1939*, W. Stüber; 2, Wakaiuna, Normanby I., Nov.-Dec. 1956, Brandt; 3, Kiunga upper Fly River, 1-7 Oct. 1957, Brandt; 2, (DASF) Komewu, Bamu R., W. Distr., Papua, Feb. 1958, Szent-Ivany; 2, Wakaiuna, Normanby I., 16 Nov. 1956, Brandt; 3 (BM) Cyclops Mts. Sabron, 280 m, June 1936, Cheesman; 2 (BM) Papua, J. B. Jackson; 1 (DASF) Lae, Oct. 1957, J. Collwall; 2 (US) Dobodura, Papua, June-Oct. 1955, O. H. Graham; 1 (CM) Saputa, nr. Buna, Papua, 1943-44, R. B. Sperry; 1 (DASF) Mamoo Plantation, Feb. 1956, Pritchard; 8 (SAM) Mt. Lamington, 350 m, Papua, McNamara; 2 (AM) Mt. Lamington, Oct. 1929, McNamara; 1 (KØBENHAVN) New Guinea.

49. *Hoplocerambyx spinicornis* (Newman).

Hammaticherus spinicornis Newman, 1842, *Entomologist* 1: 245 (Philippines; BM).

Cerambyx morosus Pascoe, 1857, *Ent. Soc. London, Trans. ser. 2, 4*: 92 (Sarawak, Sumatra; BM).

Hoplocerambyx relictus Pascoe, 1866, *Zool. Soc. London, Proc.* 1866: 528 (Singapore; BM).

Hoplocerambyx? morosus, Pascoe, 1869, *Ent. Soc. London, Trans. ser. 3, 3*: 515.

DISTRIBUTION: Philippines; Borneo, Sumatra, Malaya, New Guinea (Neth).

Two (LEIDEN, BISHOP) Bernhard Camp, 100 m, Apr. 1939, Toxopeus.

TRIBE HESPEROPHANINI

KEY TO NEW GUINEA GENERA OF HESPEROPHANINI

- Prothorax coarsely rugose; elytron with asperate punctures larger than surrounding punctures; last maxillary palpal segment slender **Stromatium**
 Prothorax finely rugose; elytron with uniform punctures; last maxillary palpal segment subtriangular **Sotira**

Genus *Stromatium* Serville, 1834

50. *Stromatium longicorne* (Newman)

Arhopalus longicornis Newman, 1842, Entomologist 1: 246 (Manila; BM).

Stromatium longicorne, Gahan, 1906, Fauna of India, Col. 1: 115.—Gressitt, 1951, Longicornia 2: 150; 1951, Ent. Soc. Amer., Ann. 44: 8 (Tarara, Papua).

DISTRIBUTION: Philippines; Taiwan, Ryukyu, SE Asia, Indonesia, New Guinea (Neth., Papua).

One (SAM) Mt. Lamington, Papua, 350 m, McNamara; 1 (CAS) Wasian, Neth. New Guinea, 27 Sept. 1939, Wind.

Genus *Sotira* Pascoe, 1885

51. *Sotira flexuosa* Pascoe, 1885, Ann. Mag. Nat. Hist. ser. 5, 15: 54 (Amboina; BM).

Fig. 21.

DISTRIBUTION: Amboina; New Britain, New Ireland.

Two, ♂, ♀, Keravat, 60 m, in primary bush, Gazelle Peninsula, New Britain, 1–2 Sept. 1955, Gressitt; 1 (CAS), Warongoi Valley, 100 m, Gazelle Pen., 24 May 1956, Gressitt. One ♂, Ridge, 400 m, above "Camp Bishop", 15 km up Kait River, SW New Ireland, 12 July 1956, Gressitt.

TRIBE PHORACANTHINI

KEY TO NEW GUINEA GENERA OF PHORACANTHINI

1. Femora slender or fusiform 2
Femora pedunculate-clavate..... 5
- 2 (1). Body fairly broad; prothorax transverse..... 3
Body slender; prothorax longer than broad, feebly tuberculate..... 4
- 3 (2). Elytron heavily punctured in longitudinal rows basally, about 3× as long as prothorax **Phoracantha**
Elytron somewhat irregularly punctured, more than 4× as long as prothorax.....
..... **Tryphocaria**
- 4 (2). Antennal spines short; elytron finely and irregularly punctured..... **Paraskeletodes***
Antennal spines long; elytron with longitudinal rows of deep punctures... **Coleocoptus**
- 5 (1). Hind femur not reaching, or feebly exceeding, elytral apex..... 6
Hind femur far exceeding elytral apex..... 7
- 6 (5). Prothorax distinctly longer than broad; elytron heavily punctured basally, smooth apically; antennal spines well developed on segments 3–6 or 3–7 **Coptocercus**
Prothorax hardly longer than broad; elytron finely and subevenly punctured; antennal spines on segments 3–5 **Thoris**
- 7 (5). Prothorax much longer than broad; body and appendages very slender..... **Skeletodes**
Prothorax hardly longer than broad; form not extremely slender..... **Nyphasia**

Genus *Phoracantha* Newman, 1840

KEY TO NEW GUINEA SPECIES OF PHORACANTHA

Blackish brown with postmedian elytral band covering nearly half of elytron, and with

- a post-humeral black stripe; antenna dull brown..... 53. *semipunctata*
 Reddish brown with elytra pale and with a reddish brown postmedian triangular band;
 antenna pale reddish brown, very hairy in male 52. *recurva papua*

52. *Phoracantha recurva papua* Gressitt, n. subsp. Fig. 10.

Reddish brown with elytron yellowish testaceous with a postmedian reddish brown band and slight reddish spotting on posthumeral tubercles, a faint reddish dot near middle of disc anterior to center, and borders narrowly slightly reddish. Antenna clothed with long dense goldish pile on inner side; ventral surfaces of body moderately clothed with silvery buff pubescence, and elytron nearly glabrous, and head and pronotum with depressed portions clothed with very fine silvery pubescence and fine erect pale hairs.

Head distinctly narrower than prothorax, closely punctured throughout; frons and vertex concave medially; occiput slightly raised between upper eye-lobes and concave in middle. Antenna nearly twice as long as body; scape moderately thickened apically, nearly as long as segment 3; 3-10 strongly spined, depressed above, subequal in length. Prothorax slightly broader than long, distinctly toothed at middle of side, rather smooth and flat above with elongate central area very smooth and surrounded by a slightly frosted area with a few shallow punctures; side closely rugose with some fairly large foveae. Scutellum triangular, clothed with silvery buff pubescence. Elytron narrowed posteriorly, somewhat sinuate at side; apex bispinose, outer spine about twice as long as sutural spine; disc very heavily punctured on basal 1/2, interpunctural areas at side somewhat tuberculate; posterior 2/5 impunctate. Ventral surfaces smooth, minutely punctured. Femora fairly slender. Length 23 mm; breadth 6.4 mm.

Female: Antenna slightly longer than body, antennal segments 3-8 strongly spined. Length 25.3 mm; breadth 7 mm.

Paratypes: Length 19-27 mm; breadth 3.7-7.8 mm.

DISTRIBUTION: New Guinea (Papua, NE).

Holotype, ♂ (BISHOP 2781), near Port Moresby, June 1928, C. E. Pemberton; allotype, ♀ (BISHOP), same data; paratopotype, ♀ (HSPA), same data; paratopotype, ♂ (BISHOP), Aug. 1928, Pemberton; 13 paratopotypes (DASF, BM, CSIRO), dead *Eucalyptus*, Oct. 1957, Kanjiri; 3 paratopotypes (AM) Taylor; 1 paratopotype (CM) June 1920, J. T. Zimmer; 3 (DASF), June, Dec. 1958, Anderson; 1, May 1957, Barrett; 1, Dec. 1958, Catley; 1 paratype (AM), Kapakapa; 3 paratypes (CM) Kanosia, Central Div., Papua, 1917-20, Zimmer; 1 paratype, Bubia, near Lae, in light trap, Mar. 1958, Ardley.

Differs from *P. recurva* Newman in being paler, with the prothorax and elytral band more reddish, and in having the elytral band narrower and more triangular, with the antemedian spots almost obliterated, and the ectoapical elytral spine longer.

53. *Phoracantha semipunctata* (Fabricius)

Stenocorus semipunctatus Fabr., 1775, Syst. Ent.: 180 (New Holland).

Phoracantha semipunctata White, 1841, IN Grey's Journal 2: 465.

DISTRIBUTION: Australia; New Guinea (Papua).

Three (DASF, BISHOP) Mageri, Papua, late 1951, and Oct. 1952, Barrett. New to New Guinea. This species is recorded from *Eucalyptus* in Australia.

Genus *Tryphocaria* Pascoe, 186654. *Tryphocaria montana* Gressitt, n. sp. Fig 24.

Reddish brown, slightly duller on parts of antenna and abdomen and bases of tibiae. Elytron with 3 ivory white areas: 1) a very small spot near side at end of basal 1/5; 2) an irregular obliquely transverse spot at middle; and 3) an obliquely longitudinal preapical spot. Head, prothorax, and ventral surfaces moderately clothed with fine buff pubescence and scattered suberect pale hairs; antenna with fine adpressed pale pubescence and a few erect hairs on basal segments; scutellum somewhat densely pale pubescent and elytron nearly glabrous, with a very few long erect pale hairs; legs moderately pubescent with a few oblique hairs.

Head rather small, narrower than prothorax, rather strongly constricted behind eyes; frons short, slightly depressed at each side; vertex shallowly grooved, moderately punctured; occiput uneven between upper eye-lobes, slightly depressed across middle, raised and slightly granulose posteriorly. Antenna as long as body, fairly broad and flat; scape very slightly thickened before apex, finely punctured; segment 3 about as long as scape and subequal to each of 4-11, briefly toothed internally and externally at apex; segment 4 similar to 3 at apex; segments 5-10 broadened externally and more acute ectoapically. Prothorax much broader than long, considerably narrower than elytra, constricted near apex and base, strongly toothed at middle of side; disc uneven with 5 low swellings on central portion, the median one longer and somewhat smooth, area between and around swellings slightly rugose-punctate with a few wrinkles extending in different directions. Scutellum longer than broad, narrowed and obtuse apically. Elytron about 6× as long as prothorax, subparallel-sided and slightly narrowed between base and middle, narrowed apically with 2 apical teeth which are quite close together, outer one stronger than sutural one; disc moderately punctured throughout, the punctures deeper and more distinct on basal 1/2. Ventral surfaces fairly even, microscopically punctured. Femora very slender, anterior femur slightly shorter than middle femur; hind tibia slightly sinuate; hind tarsal segment 1 slightly longer than 2+3. Length 31 mm; breadth 8 mm.

DISTRIBUTION: New Guinea (NE).

Holotype, ♀ (BISHOP 2782), Daulo Pass, 2400 m., Asaro-Chimbu Divide, E. Highlands, NE New Guinea, 11 June 1955, light trap, Gressitt and Szent-Ivany.

Differs from *T. frenchi* Blackburn in having the prothorax smaller, the antennal segments more flattened, and the elytron with median and apical distinct ivory spots and with apical spines closer together.

Genus *Coleocoptus* Aurivillius, 189355. *Coleocoptus senio* (Newman)

Phoracantha senio Newman, 1840, Entomologist 1: 4 (Adelaide, Sydney; BM).

Coptocercus sexmaculatus Hope, 1841, Zool. Soc. London, Proc. 8: 51 (New Holland; BM).

Coleocoptus sexmaculatus, Aurivillius, 1893, Ent. Tidskr. 14: 160.

Coleocoptus senio, Aurivillius, 1917, Ark. Zool. 10 (23): 5.

DISTRIBUTION: Australia (E); New Guinea (Papua).

Seven (DASF, BISHOP), Lawes Rd., Port Moresby, Nov.-Dec. 1958, Anderson.

It is possible that this species might have been recently introduced from Australia. It is known to have been introduced into Fiji. The recorded host is *Syncarpia laurifolia* (turpentine); the larva feeds under the bark (McKeown, 1947).

Genus *Coptocercus* Hope, 1841

KEY TO NEW GUINEA SPECIES OF COPTOCERCUS

1. Elytron with an incomplete postmedian brownish band; prothorax more or less distinctly tuberculate..... 2
Elytron with a subrounded preapical ivory white spot, and several partly merging creamy spots anteriorly, more or less arranged in a premedian and median transverse band; prothorax feebly tuberculate..... **56. *biguttatus***
2. Lateral tubercle of prothorax subacute; pronotal swellings shiny, rounded; elytron with postmedian dark band extending 1/2 length of elytron at suture; ectoapical tooth not very slender..... **57. *cruciger***
Lateral tubercle of prothorax obtuse; pronotal swellings mostly pubescent, feebly raised; elytron with postmedian dark band occupying much less than posterior 1/2 of elytron at suture; ectoapical tooth long and slender..... **58. *mutabilis***

56. *Coptocercus biguttatus* (Donovan) Fig. 22.

Stenocorus biguttatus Donovan, 1805, Ins. New Holland: 20, pl. 6, fig. 7.

Coptocercus biguttatus, Hope, 1841, Zool. Soc. London, Proc. 7: 51.—Gressitt, 1951, Ent. Soc. Amer., Ann. 44: 9 (Hollandia, Oro Bay).

DISTRIBUTION: Australia; New Guinea, Waigiou, Normanby.

One, Normanby I.: Wakaiuna, 11–20 Dec. 1956, Brandt.

Nine (SAM) Wareo, Finschhafen, Wagner; 2 (MCZ) Dobodura, Papua, Mar.-July 1944, Darlington; 2 (BM) Waigeu I., Camp Nok, 750 m, Apr., and Camp 2 (Buffelhorn), June 1938, and 1, Cyclops Mts., Sabron, Camp 2, 600 m, June 1936, Cheesman; 1 (LEIDEN) P. Biak, 50–300 m, 28 June 1946, R. Straatman; 1 (CAS) "Biak I., 20–28 Jan. 1945, H. H. Blakemore, data questionable."

57. *Coptocercus cruciger* (Hope)

Stenocorus crucigera Hope, 1842, Ann. Mag. Nat. Hist. 9: 428 (Port Essington; OXFORD).

Coptocercus crucigerus, Carter, 1929, Linn. Soc. N. S. Wales, Proc. 54 (3): 131.—Gressitt, 1951, Ent. Soc. Amer., Ann. 44: 9 (L. Daviumbu, Fly R.).

DISTRIBUTION: Australia; New Guinea (Papua).

One (AM), Daru I., Papua, 5 Nov. 1922, A. R. McAlloch. A questionable specimen (DASF), Aroa Estate, C. Distr., undergrowth in coconut plantation, May 1957, Kanjiri.

58. *Coptocercus mutabilis* Gressitt, n. sp. Fig. 23.

Male: Chestnut brown, in part paler or darker: head reddish brown with thin golden buff pubescence; antenna dark reddish brown, becoming paler on segments 7–11, slightly pubescent with a few long oblique hairs; prothorax dark reddish brown, clothed above and at side with close pale golden buff pubescence, except on premedian and central swellings.

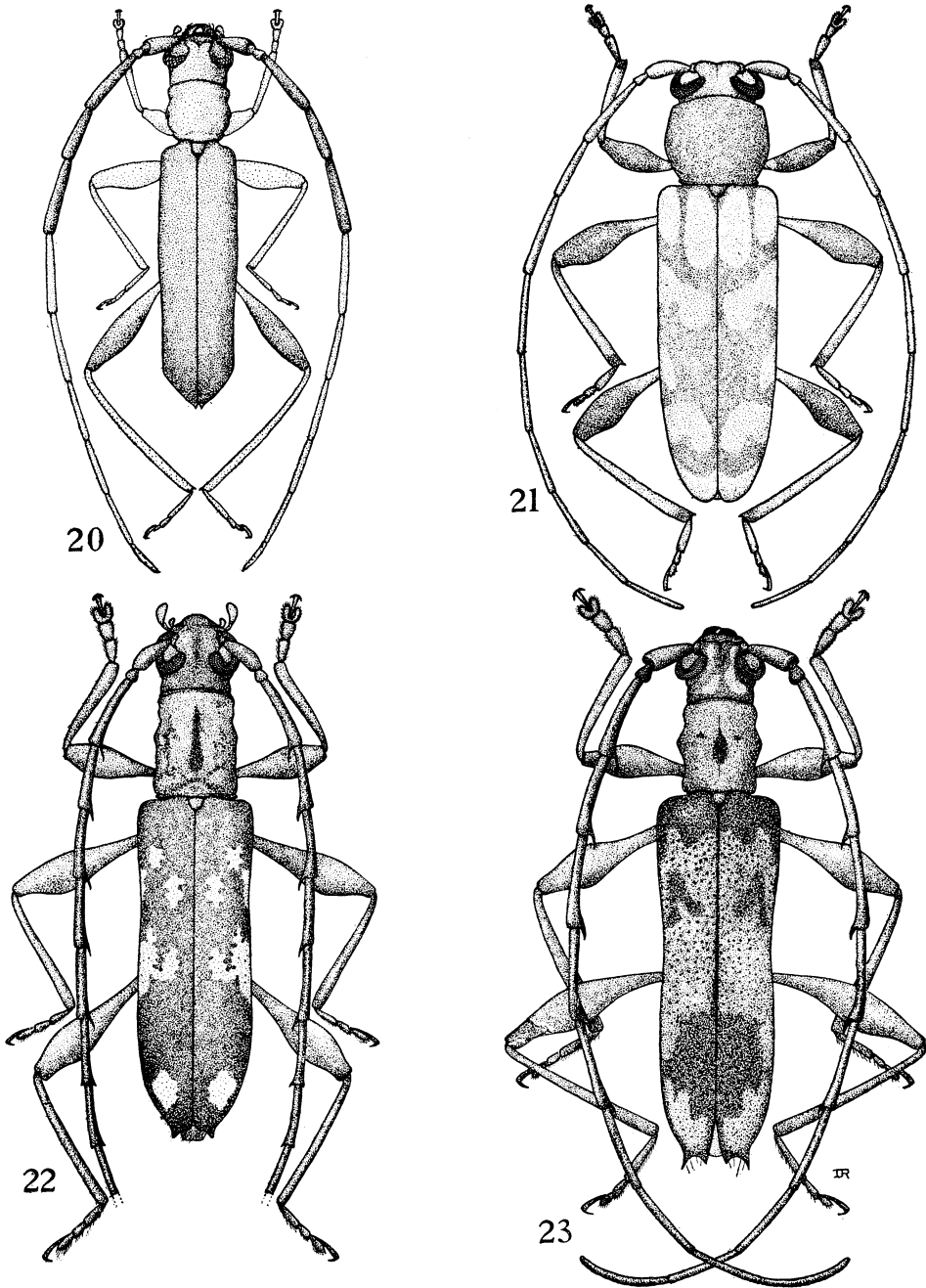


Fig. 20, *Ciopera cheesmanae* n. sp., paratype; 21, *Sotira flexuosa* Pascoe, Gazelle Pen.; 22, *Coptocercus biguttatus* (Don.); 23, *C. mutabilis* n. sp., holotype.

lings; scutellum dark with dense golden pubescence; elytron dull ivory white, with approximately basal 1/8, an inverted V-shaped mark at end of basal 1/3 and pointing toward humerus, and a broad postmedian band, wide at suture and narrow at external margin, blackish brown as well as borders narrowly reddish; ventral surfaces and legs reddish brown to pitchy, in part clothed with thin pale pubescence and some fine erect pale hairs.

Head nearly as broad as prothorax, finely punctured, transversely grooved on frons. Antenna 2/3 again as long as body, slender; scape finely punctured, 3/4 as long as segment 3; 3-5 strongly spined endoapically, 3 slightly longer than 4-10, each. Prothorax longer than broad, slightly narrower at apex than at base, feebly and obtusely tuberculate at side; disc uneven, depressed between middle and apex, with 5 raised areas, 4 corner ones rounded or obtuse, somewhat transverse, median one longitudinal-elliptical, slightly concave: remainder of surface uneven and largely punctured. Scutellum rounded behind. Elytron long, very slightly narrowed to apical 1/4; apex subobliquely truncate, toothed at sutural angle and strongly spined at outer angle; disc somewhat irregularly and deeply punctured, more densely so basally, postmedian band with punctures minute. Ventral surfaces finely and sparsely punctured. Hind tibia straight; hind tarsal segment 1 as long as 2-5 combined. Length 20.6 mm; breadth 4.5 mm.

Female: Antenna 1/4 longer than body; elytra parallel-sided to apical 1/5. Length 22 mm; breadth 5 mm.

Paratypes: Length 13.5-20 mm; breadth 2.8-4 mm.

DISTRIBUTION: New Guinea (NE, Neth., Papua), Waigiou, Japen.

Holotype, ♂ (BISHOP 2783) above Kabebe, Mt. Otto, 2200 m, near Asaro Valley, NE New Guinea, 23 June 1955, Gressitt; allotype, ♀ (AMNH), Mt. Dayman, Maneau Range, 450 m, N. slope No. 5, 30 June-13 July 1953, Tate; 1 paratype (BISHOP) Dogura, Papua, 4 Oct. 1955, Cassidy, and 1, Bisianumu, 500 m near Port Moresby, 23 Sept. 1955, Gressitt; 1 (BM) Waigiou I., Camp Nok, 750 m, Apr. 1938, Cheesman; 2 (BISHOP) Sibil, Sterengeb., 5 June 1958, Simon Thomas.

Nine additional specimens are not designated paratypes: Korop, 1500 m, upper Jimmi Valley, Sepik drainage, NE New Guinea, 12 July 1955, light trap, Gressitt; Finschhafen, L. Wagner; Moss Forest Camp, 2800 m, Neth. Ind.-Amer. Exped., 9 Oct.-5 Nov. 1938, Toxopeus; 3 (BM) Japen I., Camp 2, Mt. Eiori, 600 m, Sept. and R. Manai-Undei, 150 m, Oct. 1938, Cheesman.

Differs from *C. undulatus* (Hope) in being pale at elytral suture in middle, and in having the postmedian dark band narrower and less complete, and the apical pale area larger.

Genus *Skeletodes* Newman, 1850

59. *Skeletodes lineigera* Gressitt, n. sp. Fig. 25.

Slender, parallel-sided. Pale ochraceous brown, slightly darker on basal portions of antenna and on middle and hind femoral clubs; marked with pitchy brown as follows: a stripe commencing on each side of occiput behind eye and more or less continued on pronotum as a double stripe from apex to base which is fused in anterior 2/5 and divided into 2 stripes on most of basal portion, a very narrow lateral stripe on thorax which is sinuate behind middle, and an incomplete lateral stripe on lower side a short distance from ster-

nal pitchy area; dark reddish brown markings on elytron as follows: a sinuate stripe commencing at base near scutellum and extending as far as $2/5$ distance from base, near suture, after inscribing an obtuse course extending at middle of its length almost to humeral border, a humeral stripe more or less longitudinal and just before middle meeting a parallel stripe which joins it again about $1/6$ elytral length from apex, the outer stripe near its middle barely meeting narrow sutural stripe, which from this point increases in width, and lastly an incomplete marginal stripe which is broken before middle and does not quite reach to apex, which is pale; ventral surfaces brownish behind middle coxae, quite pale on basal and apical portions of abdomen, and nearly white on bases of femora. Body thinly clothed with pale pubescence, in general sparse, and a few suberect hairs, particularly on antenna.

Head not quite as broad as prothorax, largely granulose-punctate, more coarsely so on interantennal area; eye completely divided, upper lobe fairly narrow and about $1/3$ as large as lower lobe. Antenna $1.66\times$ as long as body, slender; scape slightly thickened distally, closely punctured, about $3/4$ as long as segment 3 and several \times as long as 2; 3 with a strong endoapical spine which is nearly as long as scape; segment 4 nearly $1.5\times$ as long as 3, subequal to 5; 6-11 decreasing slightly in length; 1-11 with oblique ventral bristles. Prothorax nearly $3/4$ as broad as long, widest between middle and base, narrowest just before apex, moderately and subevenly sinuate at side; disc finely granulose, with 4 feeble swellings, 2 on each side, before and behind middle, and slightly raised area in middle. Scutellum small, rounded squarish, concave and finely granulose. Elytron narrow, slightly narrowed toward apical $1/10$, then more strongly narrowed and obliquely truncate; disc finely and deeply punctured on basal $3/5$, much more finely punctured posteriorly. Ventral surfaces minutely granulose on thorax, and finely granulose to moderately punctured on abdomen. Legs slender, middle and hind femora clavate for apical $2/5$; hind tarsal segment 1 slightly longer than next 2 segments combined. Length 9.5 mm; breadth 1.7 mm.

DISTRIBUTION: New Guinea (Papua).

Holotype, ♂ (BISHOP 2784), Bisianumu, 500 m, near Sogeri, NE of Port Moresby, Papua, 24 Sept. 1955, in light trap, Gressitt.

Differs from *S. tetrops* Newman in having the elytron obliquely instead of transversely truncate apically, the pronotum with median black stripe enclosing a shorter central pale stripe, and elytron with elytral lines more equal in width, and with a distinct brown sutural stripe on posterior two-fifths.

Genus *Nyphasia* Pascoe, 1867

60. *Nyphasia pulchra* Gressitt, 1951, Ent. Soc. Amer., Ann 44: 9, fig. 5 (L. Daviumbu, Fly River; AMNH).

DISTRIBUTION: New Guinea (Neth., Papua).

Two (LEIDEN, BISHOP), Bernhard Camp, 50 m, Neth. Ind.-Amer. Exped. July-Sept. 1938, Olthof, and Bewani R.-territ., Ampas, 200 m, 1939, Stüber. This species was questionably placed in *Nyphasia*. It somewhat approaches the genus *Porithodes*, but seems to differ in characters of generic importance.

Genus *Thoris* Pascoe, 1867

KEY TO NEW GUINEA SPECIES OF THORIS

1. Prothorax obtusely tuberculate; spine of antennal segment 3 shorter than segment 2;

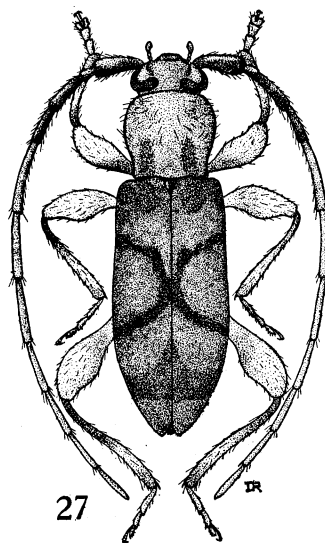

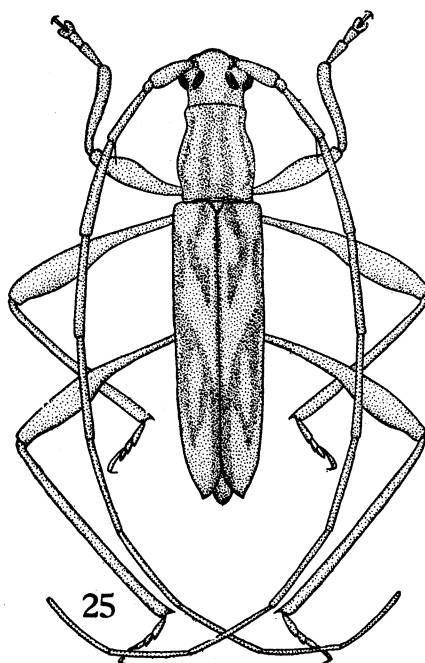
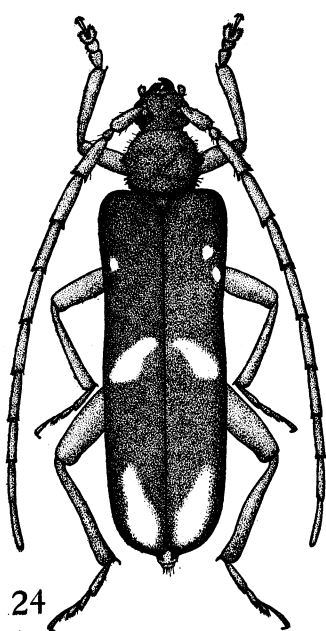


Fig. 24, *Tryphocaria montana* n. sp., holotype; 25, *Skeletodes lineigera* n. sp., holotype; 26, *Thoris acuta* n. sp., holotype; 27, *Bethelium novaguineae* n. sp., holotype.

- elytron with 5 or 7 yellowish spots..... 2
 Prothorax subacutely tuberculate at side; spine of antennal segment 3 much longer than segment 2; elytron with 6 white spots **61. acuta**
 2. Elytron with 5 spots; discal tubercles of prothorax pubescent **62. quinqueguttata**
 Elytron with 7 spots; discal tubercles of prothorax largely glabrous **63. gilesi**

61. *Thoris acuta* Gressitt, n. sp. Fig. 26.

Female: Reddish brown, slightly paler on legs and abdomen; thorax, except for most of pronotum, clothed with close silvery buff pubescence; antenna with sparse long oblique hairs, mostly internally; elytron with 6 ivory white callosities: 1-3 forming a triangle on second 1/5, 4 just behind middle, near suture, 5 behind 4, near external margin, and 6 on middle of disc just before apex.

Head nearly as broad as prothorax, subfinely punctured; vertex shallowly concave, finely grooved. Antenna 1/5 longer than body; scape shiny, slightly arched, sparsely punctured, 4/5 as long as segment 3; spine of third segment 1/3 as long as the segment; segments 3-6 subequal; 7-11 shorter and more slender. Prothorax longer than breadth at base, somewhat constricted at apex, and between middle and apex, strongly and subacutely tuberculate at side; disc shiny, largely glabrous and impunctate, with 5 feebly raised areas, median one elongate and vaguely defined. Scutellum squarish, with rounded hind angles. Elytron subparallel-sided, narrowed apically and obliquely truncate, with inner angle almost obsolete and outer angle acuminate and pointing slightly outward; disc deeply and more or less irregularly punctured on basal 3/5, finely punctured on remainder; only a few punctures on callosities. Ventral surfaces minutely punctured. Hind femur flattened clavate, not reaching elytral apex. Length 10.8 mm; breadth 2.3 mm.

DISTRIBUTION: Japen.

Holotype, ♀ (British Mus., N. H.), Japen I., Mt. Baduri, 300 m, Aug. 1938, Cheesman; paratopotype, ♀ (BISHOP), same data.

Differs from *T. sexguttata* Carter in having the fourth to sixth antennal segments longer, the antennal spines, elytral teeth and lateral prothoracic tubercle, all longer and more acute, and in having the fourth and fifth elytral spots arranged differently: the sural one anterior to external one, instead of the reverse.

62. *Thoris quinqueguttata* Gressitt, n. sp.

Female: Reddish brown, paler on femoral bases, tibiae, tarsi and distal antennal segments; prothorax largely clothed with pale pubescence which is denser and more goldish on sides of pronotal disc, and with median area and anterior margin glabrous; elytron nearly glabrous, with a few suberect hairs, with 5 shiny yellowish ivory spots: 1-3 forming a triangle in basal half, 4 largest, obliquely oblong, just behind middle and nearer external margin than suture, and 5 rounded oval, fairly large, on disc just before apex.

Head nearly as broad as prothorax, closely and finely punctured, more finely so between upper eye-lobes. Antenna slender, more than 1/4 longer than body; scape moderately punctured, slightly swollen preapically, 3/4 as long as segment 3; segment 4 slightly longer than scape; 5-11 decreasing very slightly in length; spines shorter than segment 2. Prothorax slightly longer than breadth at base, slightly constricted near apex and base, obtusely

tuberculate at side; disc fairly even, largely finely granulose with a feebly raised transverse line at side before middle, a low tubercle near base, and mid-longitudinal strip slightly raised but not shiny. Scutellum longer than broad, rounded behind. Elytron very slightly narrowed in basal 5/6, narrowed and slightly emarginate-truncate apically; disc deeply punctured on basal 2/3, subasperately so near base, finely punctured apically, nearly impunctate on callosities. Ventral surfaces minutely punctulate. Hind tibia slightly sinuous. Length 12.2 mm; breadth 2.9 mm.

DISTRIBUTION: Normanby, Waigiou, New Guinea (Neth.).

Holotype, ♀ (BISHOP 2785), Wakaiuna, Sewa Bay, Normanby I., Papua, 11–20 Dec. 1956, W. W. Brandt; paratype, ♀ (LEIDEN), Bewani R.-Territ., 1200 m, 1939, Stüber. Paratype, ♀ (BM), Waigeu I., Camp Nok, 750 m, Apr. 1938, Cheesman; paratype, ♀ (CAS), Neth. New Guinea (N. coast), 10 Nov. 1944, Aarons.

Differs from *T. eburifera* Pascoe in having the prothorax more cylindrical, with the disc more flat in middle and granulose on median line, elytron with third spot smaller, fourth larger and more transverse, and fifth more elongate and closer to apex, and the elytral apex less toothed.

63. *Thoris gilesi* Gressitt, n. sp.

Male: Pale reddish brown, slightly darker on head and prothorax, densely clothed with auburn pubescence on side of pronotal disc and on scutellum; elytron with 7 yellowish ivory spots: 1–3 forming a triangle on basal 1/2, 4–6 forming a more or less mirror-image triangle just behind middle, and 7 on disc slightly before apex, all of spots slightly longer than broad, except first which is subrounded.

Head about as broad as prothorax, in part closely punctured. Antenna 1/3 longer than body; scape grooved above, swollen beyond middle, 2/3 as long as segment 3; 3 longer than 5; 5 slightly longer than 4 and subequal to 6–11. Prothorax slightly longer than breadth at base, somewhat constricted near apex and base, with a moderate, rounded tubercle at side; disc with median strip flat, glabrous and finely rugulose, a raised transverse line on each side anterior to middle ending at side in a tubercle, and a higher tubercle near base. Scutellum longer than broad, rounded behind. Elytron slightly narrowed posteriorly, emarginate-truncate apically; disc deeply punctured on basal 3/4, finely punctured apically, impunctate on callosities. Hind femur exceeding elytral apex. Length 12 mm; breadth 2.85 mm.

Paratype: Length 8.5 mm; breadth 2 mm.

DISTRIBUTION: New Guinea (NE).

Holotype (South Australian Museum), Komba, New Guinea (? NE), Rev. L. Wagner; paratype (BISHOP), same data; paratype (DASF), Aiyura, 1800 m, NE New Guinea, 9 Jan. 1959, Barrett. Probably all three specimens are males.

Differs from *T. septemguttata* Blackburn in having the prothorax more strongly tuberculate at side, more constricted anterior to tubercle with the anterior prothoracic discal tubercle lower, and the second three elytral callosities differently arranged, with two anterior and the third behind, instead of the reverse. Named in honor of Dr. E. T. Giles of the University of New England, Armidale, N. S. W., who kindly made this and much other New Guinea material available to me while on the staff of the South Australian Museum.

TRIBE CALLIDIOPINI

KEY TO NEW GUINEA GENERA OF CALLIDIOPINI

1. Femora more or less gradually clavate..... 2
 Femora pedunculate-clavate..... 5
- 2 (1). Femora stout, fairly broad basally; body stout; antenna somewhat serrate 3
 Femora slender basally; body slender; antenna not serrate 4
- 3 (2). Scape stout; prothorax wide near apex, coarsely rugose on disc; tibiae simple...
 **Dictamnina**
 Scape long, gradually thickened; prothorax narrowed apically, even on disc; tibiae
 carinate..... **Oxymagis**
- 4 (2). Prothorax cylindrical, longer than broad; antennal segment 3 longer than 4
 **Salpinia**
 Prothorax short, obtusely angulate laterally; antennal segment 3=4 **Notoceresium**
- 5 (1). Antennal tubercles more or less distinct 6
 Antennal tubercles obsolete..... **Semiope**
- 6 (5). Prothorax rarely much longer than broad 7
 Prothorax distinctly longer than broad, generally with callosities; body very nar-
 row **Araespor**
- 7 (6). Prothorax more or less evenly rounded at side; peduncle of hind femur rarely
 long 8
 Prothorax wider anteriorly than at base; body fairly broad and flat; peduncle of
 hind femur long..... **Bethelium**
- 8 (7). Antennal segment 3 generally longer than 4 and subequal in length to 5 9
 Antennal segment 3 subequal to 4, much shorter than 5; body generally shiny;
 elytra often toothed **Tethionea**
- 9 (8). Antenna rarely much longer than body; scape fairly slender **Ceresium**
 Antenna much longer than body in male; scape stout; elytron asperate basally...
 **Examnes**

Genus **Bethelium** Pascoe, 1866

KEY TO NEW GUINEA SPECIES OF BETHELIUM

1. Pronotum largely pale, with a reddish pitchy granulose stripe on side of disc from
 base to middle; elytral apex subacute..... 2
 Pronotum dark reddish to pitchy, entirely granulose; elytral apex rounded-obtuse;
 arcuate elytral band produced slightly forward just before reaching suture anter-
 iorly, oblique and slightly sinuate posteriorly..... **65. monticola**
2. Sinuate elytral band oblique anteriorly, obliquely arcuate posteriorly; elytral base
 with a vague postbasal reddish band; pronotum moderately pubescent
 **66. novaguineum**
 Sinuate elytral band subtransverse anteriorly, zig zag posteriorly; elytral base pale,

with a slight reddish posthumeral spot; pronotum hardly pubescent, with sparse erect brownish hairs..... 64. *healyi*

64. *Bethelium healyi* Gressitt, n. sp.

Female: Fairly broad, flattened; pale testaceous, almost whitish on parts of elytron; reddish on apices of antennal segments and underside of scape; pitchy on apex and base of prothorax and a line from base to middle between middle and side, and a line on lower side of thorax darker pitchy; scutellum pitchy; elytron with humerus, a sinuous arcuate line on central portion starting and ending on external margin and reaching suture near middle, and a broad preapical band which is much broader at suture than in middle, the former more pitchy, and the latter reddish brown; femoral clubs dull ochraceous. Body very sparsely clothed with short suberect pale hairs, some longer ones on underside of antenna and around mouthparts as well as a few on legs.

Head short, nearly as broad as prothorax, minutely punctured; vertex shallowly concave and finely grooved. Antenna $1/4$ longer than body, strongly tapering distally; scape moderately stout, slightly longer than segment 3; 4 much shorter than 3; 5 slightly longer than 2+3; 6-11 gradually slightly shorter. Prothorax about as long as broad, broadest between middle and apex, broader at apex than base; disc very feebly punctured, but not shiny, more strongly punctured on pigmented areas. Scutellum narrowed apically, concave. Elytron rather flat, strongly narrowed and subacute apically; disc subsparsely punctured basally, finely and sparsely punctured in central portion, almost impunctate apically. Femora strongly pedunculate, strongly clavate; hind tibia slender, nearly straight; hind tarsal segment 1 slightly longer than 2+3. Length 9.1 mm; breadth 2.45 mm.

Male: Antenna $1.6\times$ as long as body, moderately stout basally; coloration slightly darker. Length 8.8 mm; breadth 2.25 mm.

Paratype: Length 6 mm; breadth 1.65 mm.

DISTRIBUTION: New Guinea (Papua, NE).

Holotype, ♀ (BISHOP 2786), Kiunga, upper Fly River, 15-21 July 1957, Wm. W. Brandt; paratype, ♂ (BISHOP), Bulolo, 885 m, 30 Aug. 1956, E. J. Ford, Jr.; paratype, ♂ (CAS), Bulolo, 1000 m, 15 Aug. 1956, Ford; paratype, ♀ (DASF), Kokoda, June 1957, Healy.

Differs from *B. x-scriptum* Aurivillius in having the pronotum with a stripe on side of disc, the arcuate elytral band more transverse anteriorly and zig-zag posteriorly, and the elytral apex more produced. This species is named for Mr. Jerome Healy, of the Department of Agriculture, Stock and Fisheries, Territory of Papua and New Guinea, as a slight token of gratitude for his help and interest in my work.

65. *Bethelium monticola* Gressitt, n. sp.

Male: Body reddish ochraceous, darker reddish on head and pronotum, paler on antennal segments 3-11, testaceous on elytron with a narrow sinuous pitchy band on central portion starting at external margin and extending obliquely and transversely towards suture with an anterior projection before reaching suture, extending along suture and then obliquely and slightly sinuately to external margin, and a preapical transverse reddish band which is much broader at suture than at external margin, and narrowest between middle and ex-

ternal margin; femora and tibiae partly banded with pitchy, paler on femoral peduncles and on central portions of tibiae; tarsi fairly pale. Body largely clothed with sparse suberect goldish hairs, and a little fine golden buff pubescence on pronotum and ventral surfaces.

Head short, practically as broad as prothorax, quite densely punctured and slightly granulose; frons short, slightly raised in middle; vertex shallowly concave, hardly grooved medially. Antenna $1.66 \times$ as long as body; scape moderately stout, finely punctured, nearly as long as segments $2 + 3$; 4 distinctly shorter than 3; $5 = 2 + 3$; 6-11 decreasing slightly in length. Prothorax slightly broader than long, broadest just anterior to middle, distinctly broader at apex than at base; disc granulose throughout, with a few large punctures on side. Scutellum longer than broad, narrowed and rounded apically. Elytron less than twice as long as head and prothorax combined, fairly flat, slightly narrowed and rounded-obtuse apically; disc asperately but not very densely punctured basally, very sparsely punctured in central portion and feebly punctured posteriorly. Ventral surfaces minutely punctured. Hind femur with club about as long as peduncle; hind tibia slender, nearly straight; hind tarsal segment 1 slightly longer than next 2 combined. Length 7.6 mm; breadth 2.15 mm.

Female: Antenna $1/4$ longer than body. Length 6.4 mm; breadth 1.9 mm.

Paratypes: Length 5.7-9 mm; breadth 1.65-2.85 mm.

DISTRIBUTION: New Guinea (NE, Papua, Neth.).

Holotype, ♂ (BISHOP 2787), Daulo Pass, 2400 m, Asaro-Chimbu Divide, E. Highlands, NE New Guinea, 11 June 1955, Gressitt; allotype, ♀ (BISHOP), 13 June, light trap, Gressitt; 8 paratypes (MCZ, BISHOP, CSIRO), Mt. Misim, Morobe Distr., NE New Guinea, Stevens; 2 paratypes (AMNH), Mt. Dayman, 1550 m, N. Slope No. 5, Maneau Range, Papua, 30 June-13 July 1953, Tate; 1 paratype (BM), Daindi, Edie Creek, 2200 m, Taylor; 1 paratype (LEIDEN), Mist Camp, 1800 m, Jan. 1939, Toxopeus, Neth. Ind.-Amer. Exped.

Differs from *B. x-scriptum* Auriv. in having the pronotum darker and more granulose, and the elytral bands darker, with the arcuate band more transverse anteriorly and the pre-apical band broader as it approaches suture, and less transverse behind.

66. *Bethelium novaguineum* Gressitt, n. sp. Fig. 27.

Male: Body ochraceous, more reddish on front of head and on first 2 antennal segments, paler on segments 4-11 and on elytron, legs, and abdomen; pronotum with a blackish stripe on side of disc from base to about middle; elytron with a vague reddish band behind base, a slender arcuate band from external margin reaching to suture at middle and then extending obliquely outward to external margin, and a paler brownish transverse pre-apical band which is much broader at suture than at external margin; tibiae reddish at bases and apices, meso- and metathorax pitchy; a blackish stripe on side of pronotal disc in basal $1/2$. Body moderately clothed with thin pubescence on pronotum and parts of legs, and largely clothed with sparse suberect goldish hairs.

Head short, nearly as broad as prothorax, granulose-punctate; frons slightly convex, finely grooved medially; vertex broadly and shallowly concave, grooved medially. Antenna $1.6 \times$ as long as body, tapering, flattened on basal segments; scape thickest just beyond middle, closely punctured, nearly as long as segments 2×3 ; $4 = .75 \times 3$; 5 slightly longer than $2 + 3$; 6-11 slightly shorter. Prothorax strongly sinuate at side, widest anterior to middle, narrow basally; disc subevenly convex, punctured, grossly so at side. Scutellum longer than broad, narrowed and rounded apically. Elytron broad, flat, moderately nar-

rowed posteriorly, subacute apically; disc subclosely asperate basally, moderately punctured at middle, finely punctured apically. Femora strongly swollen, peduncle at hind femur as long as club; hind tibia slender, somewhat flattened, slightly sinuate; hind tarsal segment 1 slightly longer than 2 + 3. Length 7.8 mm; breadth 1.9 mm.

Female: Antenna $1.33 \times$ body length. Length 10 mm; breadth 3.15 mm.

Paratypes: Length 6.5–9.5 mm; breadth 1.75–2.9 mm.

DISTRIBUTION: New Guinea (NE, Neth.), Waigiou, Japen.

Holotype, ♂ (BISHOP 2788), Wareo, near Finschhafen, Huon Peninsula, NE New Guinea; allotype, ♀ (British Mus.), Cyclops Mts., Sabron Camp 2, alt. 600 m, July 1936, Miss Evelyn Cheesman; 1 paratype, same data as allotype, except June; 2 paratypes (BM, BISHOP), Japen I., Camp 2, Mt. Eiori, 600 m, Sept. 1938, Cheesman; 1 paratype, Waigeu I., Mt. Nok, Camp 2 (Buffelhorn), June 1938, Cheesman; 2 paratypes (CM, CAS), Hollandia, 21 Nov. 13 Dec. 1944, Hoogstraal; 3 paratypes (CAS, BISHOP), Neth. New Guinea (Hollandia?), 75 m, jungle vegetation, 30 Oct.–17 Nov. 1944, Aarons; 1 paratype (SAM), Wareo, Finschhafen, Wagner.

Differs from *B. x-scriptum* Auriv. in having the antenna more slender, the pronotum with a sublateral dark stripe, the elytron with a subbasal reddish band, and with preapical band broader and less transverse behind.

Genus *Examnes* Pascoe, 1869

KEY TO NEW GUINEA SPECIES OF EXAMNES

- Hind femur not, or hardly, exceeding elytral apex; elytron subcoarsely asperate-punctate 67. *philippensis*
 Hind femur exceeding elytral apex; elytron finely punctate and therefore more closely pubescent 68. *longipes*

67. *Examnes philippensis* (Newman)

Ceresium philippense Newman, 1842, Entomologist 1: 247 (Philippines; BM).

Examnes philippensis, Aurivillius, 1912, Col. Cat. 39: 125.—Gressitt, 1951, Ent. Soc. Amer., Ann. 44: 15 (Manokwari, Hollandia).

Examnes longicornis Pascoe, 1869, Ent. Soc. London, Trans. ser. 3, 3: 540, pl. 20, fig. 3 (Bouru, Dorey; BM).

Examnes idoneus Pascoe, 1869, loc. cit. (Waigiou; BM).

DISTRIBUTION: Philippines; E. Indonesia, New Guinea (Neth., Papua), Waigiou.

One, Noemfoor I., Nov. 1944, Ford; 15 (LEIDEN), Sorong: Roegei, Baroe, Malanoe, June–Aug. 1948, Lieftinck; Tenimber I., P. Tamdena, Apr. 1938, P. Buwelda; Mt. slope above Bernhard Camp, 100 m, Toxopeus, Neth. Ind.–Amer. Exped.; 1 (SAM), Mt. Lamington, Papua, McNamara; 1 (BM), Waigiou, Camp Nok, 750 m, Apr. 1938, Cheesman; 2 (USNM), Finschhafen, May 1944–Mar. 1945, B. H. Wilford, Hollandia, J. W. Bongberg; 1 (AMNH), We Sian, Neth. New Guinea, 5 Sept. 1909, Papuan Australian Exped.; 1 (AMNH) between Buna and Gona, Mar. 1943, R. Peters; 1 (AM), Sogeri, Papua, 16 Oct. 1944, A. Blombery. One (MCZ), Halmahera, Moluccas, T. Barbour.

68. *Examnes longipes* Gressitt, 1951, Ent. Soc. Amer., Ann. 44: 14 (Hollandia; CM).

DISTRIBUTION: New Guinea (Neth.).

One (CAS), Neth. New Guinea, jungle veg., 20 Dec. 1944, Aarons.

Genus *Ceresium* Newman, 1842

KEY TO NEW GUINEA SPECIES OF CERESIUM

1. Prothorax cylindrical or rounded at side..... 2
 Prothorax short, obtuse at side; body very narrow; elytron with many glabrous callosities, mostly with one large puncture in each..... 69. **leprosum**
- 2 (1). Prothorax stout, fairly broad anteriorly, or rounded at side; body fairly stout..... 3
 Prothorax slightly longer than broad, or as long as broad, subcylindrical or narrowed anteriorly; body fairly slender..... 6
- 3 (2). Prothorax broadly rounded at side, largely rugose-punctate and pubescent on disc... 4
 Prothorax subcylindrical and tuberculate anteriorly, or feebly rounded and glabrous on disc..... 5
- 4 (3). Pronotum with several callosities and sparse punctures between, in part densely pubescent 70. **unicolor**
 Pronotum with feeble callosities, largely closely punctured, evenly and finely pubescent 71. **nakatae**
- 5 (3). Pronotum with a large shiny impunctate glabrous area; thorax slightly rounded at side..... 72. **discolle**
 Prothorax subcylindrical, with a tubercle at side near anterior border; disc with some shiny callosities, some sparsely pubescent areas, and the rest densely pubescent 73. **fici**
- 6 (2). Body not entirely testaceous except parts of tarsi black..... 7
 Body entirely testaceous with parts of tarsi black; prothorax cylindrical; elytral punctures suddenly fine behind middle..... 74. **rainwaterae**
- 7 (6). Femora fairly slender; pronotum with distinctly oval spots of dense ochraceous pubescence..... 8
 Femora stout; pronotum lacking well defined ochraceous spots..... 9
- 8 (7). Antenna, legs and posterior portion of elytron greenish; pronotum with more than 2 spots on each side..... 75. **virens**
 Antenna, legs and elytron not greenish, reddish with knees black; pronotum with 2 spots on each side..... 76. **lieftincki**
- 9 (7). Length less than 12 mm; elytra and legs reddish to orange..... 10
 Length more than 15 mm; elytra dull and femora pale..... 77. **pachymerum**
- 10 (9). Elytron reddish, punctured in about 11-14 subregular rows; body length 8-12 mm..... 78. **szentivanyi**
 Elytron testaceous, punctured in about 16 subregular rows; body length 6 mm...
 79. **cylindricellum**

69. *Ceresium leprosum* Aurivillius, 1927, Ark. Zool. **19** A (17): 4 (New Guinea; AMSTERDAM). Fig. 28.

DISTRIBUTION: New Guinea (Neth., NE), Japen.

Two, Kabebe, 2200 m, Mt. Otto, NE New Guinea, 21–23 June 1955, Gressitt; 1, Swart Valley, 1600 m, Neth. New Guinea, 5 Nov. 1958, Gressitt; 1 (LEIDEN), Baliem Camp, 1600 m, 16–27 Nov. 1938, Toxopeus, Neth. Ind.–Amer. Exped.; 3 (LEIDEN), Paniai L., Wisselmeren, K. N. A. G. Exped., Oct. 1939; 2 (SAM), Komba, L. Wagner; 1 (BM), Saiko, 1750 m, Bubu R., NE New Guinea, Sept.–Oct. 1936, Cheesman; 1 (BM), Japen I., Camp 2, Mt. Eiori, 600 m, Sept. 1938, Cheesman.

70. *Ceresium unicolor* (Fabricius)

Saperda unicolor Fabr., 1787, Mant. Ins. 1: 147 (Amsterdam I.; BM).

Ceresium unicolor, Bates, 1874, Ann. Mag. Nat. Hist. ser. 4, 14: 131.—Gressitt, 1951, Ent. Soc. Amer., Ann. 44: 12 (Malaita).

Ceresium flavipes, Gressitt, 1951, Ent. Soc. Amer., Ann. 44: 12 (Manokwari).

Probably *Ceresium flavipes* (Fabr., 1792, Ent. Syst. 1, 2: 327) and *C. simplex* (Gyllenhal), are synonyms of this species.

DISTRIBUTION: Australia; New Guinea, Waigiou, E. Papua Is., New Britain, Tatau, Solomons, Micronesia, Polynesia.

Five, Normanby I.: Wakaiuna, Dec. 1956, Brandt; 6 (AMNH) Ferguson I.: Agamoia, 200 m, No. 5, June, Iamelele, 15 m, No. 3, May, 1956, Brass; 1, Rossel I.: Abaleti, No. 12, Sept. 1956, Brass; 7 (AMNH), Goodenough I., Bolu Bolu sea level, No. 8, Oct. 1953, Brass; 1 (NMV), Misima I., June 1942, Mrs. D. Rentoul.

Ten, Dogura, Papua, Jan., Feb., Dec. 1956, Cassidy; 4, Konedobu, near Port Moresby, Aug. 1956, Gressitt; Bisianumu, Sept. 1955, Gressitt; Hollandia, Aug. 1955, Gressitt; 18 (DASF), Port Moresby, Mar. 1947, W. O'Brien, Mar. 1955, G. A. V. Stanley, Feb. 1955, Dec. 1958, Anderson, Dec. 1954, C. P. Livingston, Feb. 1955, Szent-Ivany; Subitana, Mar. 1957, Campbell; Kerema, Apr. 1958, Fryne; 10 (AMNH), Menapi, Cape Vogel Pen., No. 1, 0–30 m, Mar. 1953, Tate; 2 (AMNH), Baiawa, Moi Biri Bay, Papua, Apr. 1953, Tate; 5 (AM), Yule I., Oct. 1933, R. V. Oldham; 1 (SAM), Bisiatabu, W. N. Lock; 2 (NMV), Port Moresby, Jan. 1948, G. F. Wilson; 1 (NMV), Oroi, June 1949, G. F. Wilson; 1 (AM), Samarai; 1 (AM), Wewak, Taylor; 1 (ANSP), Arfak; 20 (BUDAPEST), Seleo and Tamara, Berlinhafen, Friedrich-Wilhelmshafen, Sattelberg, 1896–8, Biro, Papua, Mazalan, and New Britain; 2 (AMNH), Hollandia, Feb. 1933; 1 (CAS), Finschhafen, Apr. 1944, Ross. Three (CM), Mamai, Papua, June 1919, Zimmer; 3 (SAM), Misima I., Bartlett and Andrew; 5 (BM), New Guinea, Sayer; 1 (SAM), Wareo, Wagner; one (SAM), Mt. Gyifrie, Apr. 1939, Cheesman.

Two (DASF), Keravat, New Britain, Mar. 1954, Szent-Ivany; 2 (DASF), Tomalabatt, Tatau I., July 1955, Szent-Ivany.

71. *Ceresium nakatae* Gressitt, n. sp. Fig. 29.

Female: Body moderately depressed, subabbreviate. Reddish brown, darker brown on head, prothorax, and thoracic sterna, nearly testaceous on antenna, elytron, and legs. Body finely clothed with sparse pale adpressed hairs.

Head short, slightly narrower than prothorax, rather closely punctured; frons slightly broader than long, fairly flat; vertex feebly concave, slightly ridged and grooved in middle; occiput slightly ridged medially, punctured at side. Antenna 1.2 × body length; scape rather slender, slightly arched, longer than segments 2 + 3; 4 slightly shorter than 3; 5

very slightly longer than 3, subequal to 6, 7; 8-11 slightly shorter. Prothorax about as long as broad, subrounded at side, slightly constricted at apex and base; disc distinctly convex, rather closely punctured, almost without callosities except for short postmedian impunctate line. Scutellum narrowed and rounded posteriorly, very finely punctured. Elytron about twice as long as head and prothorax combined, subevenly narrowed to just

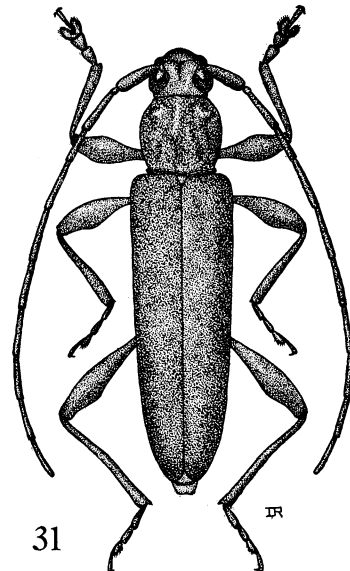
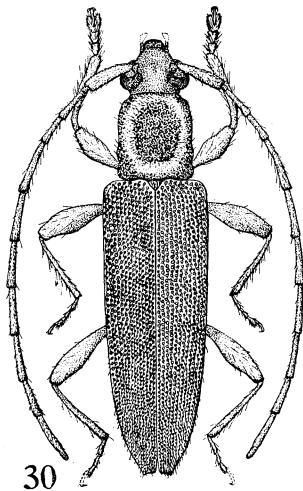
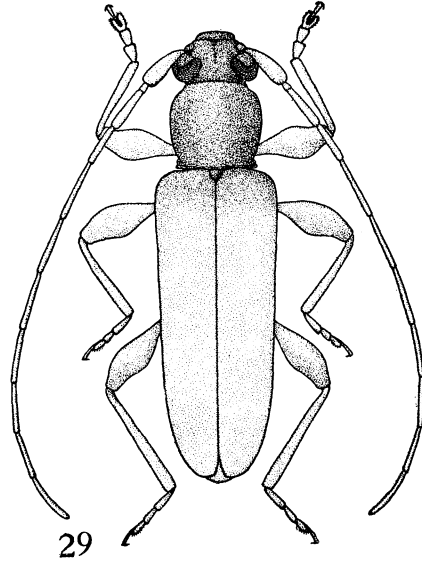
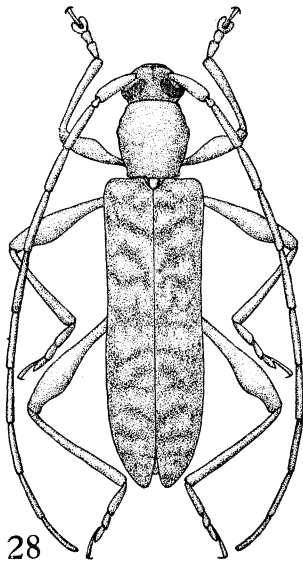


Fig. 28, *Ceresium leprosum* Auriv.; 29, *C. nakatae* n. sp., holotype; 30, *C. discicolle* Gressitt, Waigiou; 31, *C. fici* n. sp., holotype.

before apex, rounded ectoapically; disc rather heavily punctured on basal 3/5, minutely punctured on remainder. Ventral surfaces smooth, finely punctured. Femora strongly swollen, fairly short; tibiae nearly straight, moderately slender; hind tarsal segment 1 barely as long as 2 + 3. Length 10.2 mm; breadth 2.2 mm.

Male: Antenna $1.25 \times$ body length. Length 10.5 mm; breadth 2.4 mm.

Paratypes: Length 10–12 mm; breadth 2.2–2.95 mm.

DISTRIBUTION: New Guinea.

Holotype, ♀ (BISHOP 2789), Wareo, near Finschhafen, Huon Pen., NE New Guinea; allotype, ♂ (CM), Hollandia, 20 Feb. 1945, H. Hoogstraal. Paratypes: 2 (US), Hollandia, Apr. 1945, Malkin; 1 (BISHOP), Toem, Neth. New Guinea, 30 Mar. 1945, D. B. Vogtman; 2 (AM, BISHOP), Port Moresby, 21 Nov. 1948, C. P. Whitley, Feb.-May 1943, W. B. Jones ex AMNH; 1 (BISHOP), Lae, Oct. 1944, C. Davis, ex AM; 1 (ANSP), Stephansort, Astrolabe Bay, 1894, Kunzmann; one (AMNH), Lake Daviumbu, Fly R., 19–30 Aug. 1936, II Archbold Exped.; 1 (BISHOP), Hollandia, Feb. 1933, Stüber, ex AMNH; 4 (BUDAPEST), Erima, Astrolabe Bay, Tomara, Berlinhafen, and Fenichel, 1896–7, Biro.

Differs from *C. unicolor* (Fabr.) in being smaller, slightly narrower, and more reddish on elytra and more pitchy on head and prothorax, with the pronotum much more punctured and less covered with callosities and pubescence. Named for Miss Setsuko Nakata, my able assistant.

72. *Ceresium discicolle* Gressitt, 1951, Ent. Soc. Amer., Ann. 44: 11 (Palmer R., Fly R.; AMNH). Fig. 30.

DISTRIBUTION: New Guinea (Papua, Neth.); Waigiou.

One, Kiunga, Fly R., 21–24 Oct. 1957, Brandt; 2 (BM), Waigeu I., Camp Nok, 750 m, Apr. 1938, Cheesman; 1 (LEIDEN), Sorong, Kp Baroe, 15–21 Aug. 1948, Lieftinck.

73. *Ceresium fici* Gressitt, n. sp. Fig. 31.

Male: Reddish chestnut brown in part darker. Body almost entirely clothed with fairly coarse pale buff pubescence slightly denser and paler on parts of head, sides of pronotal disc, and scutellum; somewhat sparser on elytra.

Head slightly narrower than prothorax, fairly short, rugose-punctate; vertex very shallowly concave, finely grooved medially, with a feeble ridge on each side of middle between upper eye-lobes. Antenna slightly longer than body, tapering; scape subcylindrical, finely punctured, slightly longer than segment 3; 4 distinctly shorter than 3; 5 subequal to 3, 6 and 7; 8–11 slightly shorter. Prothorax about as long as broad, subevenly rounded at side, with a fairly distinct tubercle near side of disc and near anterior margin; disc feebly convex, with a median glabrous slightly raised strip and some irregular sublongitudinal callosities between middle and side, the rest of surfaces irregularly, in part closely, punctured. Scutellum triangular. Elytron long, slightly and gradually narrowed to apical 1/6 and then narrowed and subrounded near sutural angle; disc deeply and closely punctured on basal 2/3, gradually more finely punctured to apex. Ventral surfaces finely punctured. Femora fairly stout; tibiae moderately stout, nearly straight; hind tarsal segment 1 nearly as long as 2 + 3. Length 17 mm; breadth 4.1 mm.

Female: Antenna 5/6 as long as body, fairly slender. Length 21.6 mm; breadth 5.6 mm.

Paratypes: Length 13–22 mm; breadth 3.3–6 mm.

DISTRIBUTION: New Guinea (NE).

Holotype, ♂ (BISHOP 2790), Ahl Valley, 1750 m, near Nondugl, Waghi Valley, NE New Guinea, 8 July 1955, on *Ficus*, Gressitt; allotype, ♀ (BISHOP), Dauilo Pass, 2400 m, Asaro-Chimbu Divide, NE New Guinea, 14 June 1955, in light trap, Gressitt; 12 paratypes (MCZ, BISHOP, DASF), Mt. Misim, 2000 m, Morobe Distr., Stevens.

Differs from *C. unicolor* (Fabr.) in having the elytra longer, less pubescent, and the prothorax tuberculate anteriorly at side and with more distinctly raised, and more longitudinal, glabrous callosities.

74. *Ceresium rainwaterae* Gressitt, n. sp. Fig. 32.

Male: Slender, parallel-sided; very pale testaceous, slightly pitchy on mouthparts, blackish on distal portions of tarsi. Body largely glabrous above except for minute pale oblique hairs on posterior 1/2 of elytron; ventral surfaces clothed with very fine close pale pubescence; legs very thinly pale pubescent.

Head longer than broad, distinctly narrower than prothorax; frons transverse, finely punctured, with an arcuate transverse groove; vertex fairly broad, with 2 ridges and 3 punctured grooves; occiput smooth, finely and sparsely punctured. Antenna 1/4 longer than body, quite slender; scape slender, slightly arched and thickened preapically; segment 3 slightly shorter than scape, a little longer than 4; 5 longer than 2+3, subequal to 6; 7-11 slightly shorter. Prothorax slightly longer than broad, cylindrical, slightly constricted at apex; disc feebly convex, smooth and very sparsely and shallowly punctured, without distinct callosities. Scutellum short, almost vertical, subrounded behind. Elytron long, subparallel, narrowed and obtusely rounded apically; disc grossly punctured on basal 1/2, punctures becoming smaller just behind middle, and then very minutely punctured on pubescent apical 2/5. Ventral surfaces and legs smooth, shiny, very minutely punctured; femora moderately swollen; tibiae fairly straight; hind tarsal segment 1 = 2+3. Length 14.7 mm; breadth 2.9 mm.

Female: Length 11 mm; breadth 2.4 mm.

Paratype: Length 12 mm; breadth 2.65 mm.

DISTRIBUTION: New Guinea (Neth., NE).

Holotype, ♂ (BISHOP 2791), Hollandia, near sea level, northern Netherlands New Guinea, July 1938, L. J. Toxopeus; paratopotype (CM), "Hollandia", 750 m., 2 Dec. 1944, H. Hoogstraal; paratype (PARIS), Wareo, NE New Guinea, Lepesme coll.

Differs from *C. testaceum* Gress. in being more slender, with the prothorax cylindrical and smoother, and in having the elytra more heavily punctured basally and more finely punctured, and more pubescent, apically. Named for Mrs. Dorothy Rainwater, who prepared the drawings for this paper.

75. *Ceresium virens* Heller, 1914, Nova Guinea 9: 656 (Heuvel-Biwak; AMSTERDAM).

DISTRIBUTION: New Guinea (Neth.).

Three (LEIDEN, BISHOP, AMNH), Top Camp, 2100 m, 2 Feb. 1939, and Iebele Camp, 2250 m., Dec. 1938, Toxopeus, Neth. Ind.-Amer. Exped.

76. *Ceresium lieftincki* Gressitt, n. sp.

Male: Body reddish ochraceous, more deeply reddish on prothorax and elytral bases; knees blackish. Body sparsely clothed above with pale adpressed hairs, with 4 oval spots of ochraceous pubescence on pronotum, and scutellum similarly clothed; antenna and legs

thinly pubescent; thoracic sterna densely clothed with grayish white pubescence; abdomen moderately clothed.

Head relatively long, slightly narrower than prothorax; vertex nearly horizontal, slightly grooved medially; frons and occiput grooved and slightly punctured. Antenna slender, 1/5 longer than body; scape long and slender, slightly longer than segment 3; 3 distinctly longer than 4, slightly shorter than 5; 6 subequal to 5, 7; 8-11 slightly shorter. Prothorax slightly longer than broad, slightly narrower at apex than at base, subcylindrical, feebly rounded at side; disc feebly convex, with a median, and some sublateral, raised callosities, some on each side of sublateral ochraceous spots; remainder of surface rugose-punctate. Scutellum small, triangular. Elytron narrow, slightly narrowed in basal 1/2, then subparallel-sided, narrowed and subrounded apically; disc coarsely punctured on basal 3/5, finely punctured on remainder. Ventral surfaces very finely and sparsely punctured. Legs only moderately stout; femora moderately thickened; tibiae fairly straight; hind tarsal segment 1 = 2+3. Length 15.6 mm; breadth 2.85 mm.

Female: Body slightly stouter; antenna 6/7 as long as body. Length 15.6 mm; breadth 3.7 mm.

Paratypes: Length 11-18 mm; breadth 2.65-4.65 mm.

DISTRIBUTION: New Guinea.

Holotype, ♂ (BISHOP 2792), Urapura (Ugapuga), 1530 m, Kamo Valley, Wisselmeren, Neth. New Guinea, 15 Aug. 1955, Gressitt; allotype, ♀ (BISHOP), Moss Forest Camp, 2600-2800 m, 9 Oct.-5 Nov. 1938, Toxopeus, Neth. Ind.-Amer. Exped.; 14 paratypes: 2 (LEIDEN), same data as allotype; 1 (BISHOP), Rattan Camp, 1200 m, Feb.-Mar. 1939, Toxopeus; 2 (AMNH, BOGOR), Araucaria Camp, 800 m, Mar. 1939, Toxopeus, Neth. Ind.-Amer. Exped.; 2 (LEIDEN), Araboebivak, K. N. A. G. Exped., 1 Nov. 1939; 2 (PARIS, BISHOP), Wareo, NE New Guinea, ex Lepesme coll.; 2 (BM), Mafulu, 1200 m, Papua, 1934, Cheesman; 1 (AMNH), Mt. Dayman, 700 m, Maneau Range, Papua, 13-20 July 1953, Tate; 1 (DASF), Aiyura, 1800 m, E. Highlands, Nov. 1958, Barrett; 1 (BUDAPEST), Sattelberg, 1898, Biro.

Differs from *C. virens* Heller in being reddish instead of greenish, in having the prothorax stouter preapically, and with fewer pale pubescent spots on pronotum. Named for Dr. M. A. Lieftinck of the Leiden Museum as a slight token of gratitude for his extensive cooperation and interest in this research.

77. *Ceresium pachymerum* (Pascoe)

Diatomocephala pachymera Pascoe, 1869, Ent. Soc. London, Trans. ser. 3, 3: 542 (Buru, Ceram, BM).

Ceresium pachymerum, Aurivillius, 1912, Coleopt. Cat. 39: 124;—Gahan, 1915, B. O. U. and Wollaston Exped. Dutch New Guinea 1 (Col. 3): 4.

Ceresium validipes Fairmaire, 1883, Soc. Ent. Belg., Ann. 27: 46 (New Britain). —Gressitt, 1951, Ent. Soc. Amer., Ann. 44: 13. **New Synonymy.**

DISTRIBUTION: Moluccas; New Guinea, Waigiou, Japen, E. Papua Is., New Britain.

One, Normanby I.: Wakaiuna, Dec. 1956, Brandt; 4 (SAM), Ferguson I., H. K. Bartlett; 1 (AMNH) Rossel I.: Abaleti, No. 12, Sept. 1956, Brass; 2, Misima I.: Mt. Sisa, 350 m, July 1956, Brass (V Archbold Expedition).

One, Brown R., Papua, May 1956, Ford; 6, Bulolo, 1190 m, Aug. 1956, Ford; 4, Wum, 840 m, Upper Jimmi Valley, July 1955, Gressitt; 1, Lae, Oct. 1956, Ford; 1, Bubia near Lae, Sept. 1955, Gressitt; 2, Busu R., near Lae, Sept. 1955, Gressitt; 1, Wanuma, Adelbert

Mts., Oct. 1958, Gressitt; one, Swart Valley, Nov. 1958, Gressitt.; 37 (DASF), Port Moresby, Newtown, Feb., May, July, F. Vivian, Barrett, Szent-Ivany; Koitaki, Bisianumu, Oct.-Mar., Szent-Ivany; Mageri, Koitaki, Aug., Kanjiri; Kokoda, June 1957, Healy; Madiri, Fly R., Kleckham; Sangara, June 1956, Awala, Sept. 55, Szent-Ivany; Mamoo, Apr. 1956, Pritchard; Lae, Barrett; Bubia, Mar., and Bulolo, July, 1957, Ardley; 5 (CM), Saputa, near Buna, Papua, 1943-44, R. B. Sperry; 1 (CM), Ambunti, Sepik R., May 1929, Schmidt; 28 (USNM), Hollandia, Jan. 1945, Malkin; one, Toem, Neth. New Guinea, Mar. 1945, Vogtman; 16 (USNM), Nadzab, Markham Valley, Aug. 1944, Krombein; 3, Hollandia, Bongberg; 6 (MCZ), Dobodura, Papua, Mar.-July 1944, Darlington; 2, Salamaua, Morobe Distr., Stevens; 3 (ANSP), Stephansort, Astrolabe Bay, 1894, Kunzmann; 2 (CM), Hollandia, Dec. 1944, Hoogstraal; 2 (AM), Mt. Lamington, May 1927, McNamara; 1 (AM), Wewak, Taylor; one (AM), Lae, Dec. 1944, J. G. Brooks; 3 (AMNH), Peria Creek, Kwagira R., No. 7, 50 m, Papua, Aug.-Sept. 1953, Tate; 1 (AMNH), Binguni, Gwariu R., No. 3, 150 m, Papua, July-Aug. 1953, Tate; 3 (BM), Cyclops Mts., Sabron Camp 2, 600 m, June 1936, Cheesman; 2 (CORNELL), Monda, Buna Distr., July 1943, W. Bodenstein; 1 (DEI), Sattelberg, NE New Guinea; one (DEI), Pionierbivak, July 1920, v. Heurn; 1, Sibil, Sterrengeb., June 1958, Simon Thomas; 7 (LEIDEN, AMNH, BOGOR), Bernhard Camp, 50 m, July-Sept. 1938, Olthof, 1, Hollandia, July 1938, Toxopeus, and 1, Araucaria Camp, 800 m, Mar. 1939, Toxopeus, Neth. Ind.-Amer. Exped; 4 (LEIDEN), Expl. Bivak, 700 m, Oct. 1926, v. Leeuwen; 1, Motorbivak, Meervlakte, Aug. 1926, v. Leeuwen; 2, Misool I., Fakat, Sept 1948, Lieftinck; 1, Sorong, Roefei, July 1948, Lieftinck; 10 (SAM), Mt. Lamington, 400 m, McNamara; 7 (SAM), Wareo, Finschhafen, Wagner; 1 (SAM), Mt. Gyifrie, N. New Guinea, Apr. 1939, Cheesman. Four (BM), Waigeu I., Camp Nok, 750 m, Apr. 1938, Cheesman; 1 (BM), Japen I., Camp 2, Mt. Eiori, 600 m, Sept. 1938, Cheesman.

Four, Keravat, Sept. 1955, St. Pauls, Baining, Sept. 1955, Warongoi Valley, May 1956, and 1, Malmalwan, May 1956, Gazelle Pen., New Britain, Gressitt; 1, Keravat, May 1954, Szent-Ivany.

78. *Ceresium szentivanyi* Gressitt, n. sp.

Male: Body slender, reddish brown, darker reddish on head, prothorax, and basal portion of elytron; paler on distal portions of antenna and on legs. Body moderately clothed with fine adpressed pale pubescence, denser on side of pronotal disc and thoracic sterna, sparser on antenna and femora.

Head fairly narrow, somewhat narrower than prothorax, fairly closely punctured; frons short; vertex with 3 grooves and 2 narrow ridges between the antennal insertions; occiput grooved anteriorly, rugose-punctate behind. Antenna 2/3 again as long as body, slender; scape moderately stout, finely punctured, 4/5 as long as segment 3; 4 about as long as scape; 5 slightly longer than 3 and barely longer than 6; 7-11 slightly shorter. Prothorax slightly longer than broad, subcylindrical, feebly convex at side; disc feebly convex, subtransversely rugose, an impunctate median strip and an anterior and posterior pair of small irregular callosities. Scutellum small, broader than long, rounded behind. Elytron narrow, rather evenly narrowed from base to just before apex, narrowed and subobtusely rounded at apex; disc deeply and coarsely punctured on basal 3/5, very finely punctured on remainder, with a fairly distinct median raised line. Ventral surfaces smooth, very finely punctured; femora moderately swollen, hind one less so than fore and middle femora, very finely punctured and shiny; tibiae moderately stout, straight; hind tarsal segment 1 = 2+3.

Length 11.6 mm; breadth 2.75 mm.

Female: Antenna 1/3 longer than body, slender; pronotum with callosities a little more distinct than in type. Length 11.8 mm; breadth 2.5 mm.

Paratypes: Length 8–12 mm; breadth 1.6–3 mm.

DISTRIBUTION: New Britain; Manus, New Guinea, Woodlark.

Holotype, ♂ (BISHOP 2793), Keravat, 60 m, Gazelle Pen., New Britain, 2 Sept. 1955, Gressitt; allotype, ♀ (CAS), Hollandia, 10 Feb. 1945, Jewett; paratopotype, ♂ (BISHOP), 1 Sept. 1955, Gressitt; 14 paratypes: 3, Woodlark (Murua) I., Kulumadau Hill, 10–16 Feb. 1957, Brandt; 1 (DASF), Konedobu, Port Moresby, at light, June 1958, Szent-Ivany; 1 (BM), Manus I., 1932, N. E. H. Calwell; 1 (AM), Sogeri, Papua, Oct. 1944, A. Blombery; 1 (CAS), Cape Gloucester, New Britain, Dec. 1944, C. H. Spitzer; 1 (AMNH), Lae, Mar.-Apr. 1944, J. R. Helfer; 4 (USNM), Hollandia, Apr. 1945, Malkin; 2, Toem, Neth. New Guinea, Mar. 1945, Vogtman; 1, Saidor, June 1944, Krombein; 1, Maffin Bay, Oct. 1944, Krombein; 1 (AMNH), Wu Sian, Neth. New Guinea, Sept. 1939, Papuan Australian Exped.

Differs from *C. unicolor* (Fabr.) in being smaller and narrower, with the prothorax narrower and more evenly pubescent, and with the antenna longer. Named for Dr. J. J. H. Szent-Ivany of Port Moresby, who has done much to advance entomology in New Guinea.

79. *Ceresium cylindricellum* Gressitt, 1951, Ent. Soc. Amer., Ann. 44: 11 (Hollandia; CM).

DISTRIBUTION: New Guinea (Neth.).

I have not been able to identify the following two species:

80. *Ceresium inerme* (Montrouzier)

Stenochorus inermis Montrouzier, 1857, Soc. Agr. Lyon, Ann. 7: 57 (Woodlark I.; PARIS); 1861, Soc. Ent. France, Ann. ser. 4, 1: 298 (Lifu).

DISTRIBUTION: Woodlark; Loyalty Is.

81. *Ceresium lanuginosum* Schauffuss, 1864, Ges. Isis, Sitzungsberichte 1864: 23; 1877, Nunquam Otiosus 2: 449.

DISTRIBUTION: New Guinea.

Genus *Oxymagis* Pascoe, 1866

Oxymagis Pascoe, 1866, Linn. Soc. London, Zool., Jour. 9: 101 (type: *O. Grayi* Pascoe; Australia).

Megaceresium Heller, 1912, Ent. Mitt. 1: 170 (type: *M. horni* Heller). New Synonymy.

Laniferus Dillon and Dillon, 1952, Bishop Mus., Bull. 206: 27 (type: *L. uniformis* D. & D.).

New Synonymy.

It is possible that the type locality listed for *Oxymagis grayi* may be wrong, and that it may be from Fiji and not from Australia. The type resembles a Fiji specimen.

82. *Oxymagis vitticollis* (Fairmaire), NEW COMBINATION

Ceresium vitticolle Fairm., 1883, Soc. Ent. Belg., Ann. 27: 46 (Neupommern; PARIS).

Megaceresium horni Heller, 1912, Ent. Mitt. 1: 171 (Solomons, Gazelle Pen.; ZMB?). New

Synonymy.

DISTRIBUTION: New Britain; New Ireland, Solomons.

One (AM), Mulutu, NW Rabaul, Gazelle Pen., New Britain, Dec. 1929, C. Harslett.

One (BM) New Ireland.

Genus *Dictamnia* Pascoe, 1869

KEY TO NEW GUINEA SPECIES OF *DICTAMNIA*

1. Pronotum rugose with a median raised strip inside a large trapeziform area with largely raised border..... 2
- Pronotum with more than three longitudinal impunctate strips, or largely smooth with anterior portion impunctate 3
2. Elytron subrounded apically in female, subtruncate in male 83. *rugosa*
- Elytron acuminate apically in female, truncate in male 84. *biapiculata*
3. Pronotum with more than 3 longitudinal raised smooth strips, alternating with depressed punctured strips; elytron rounded-truncate apically..... 85. *amplicollis*
- Pronotal disc largely smooth and glabrous, almost impunctate on anterior 1/2 and finely punctured on posterior 1/2; elytron rather finely punctured, strongly acuminate apically 86. *discalis*

83. *Dictamnia rugosa* Pascoe, 1869, Ent. Soc. London, Trans. ser. 3, 3: 546 (Dorey; BM). This is a rather variable species, and possibly the following one should be united with it. It has not been possible to satisfactorily separate the males, and the nature of the elytral apices seems to be variable.

DISTRIBUTION: New Guinea: New Britain, Normanby.

Two, Wakaiuna, Sewa Bay, Normanby I., 11-20 Dec. 1956, Brandt; 1, Hollandia, 4 Nov. 1958, Gressitt; 3 (DASF), Port Moresby, Jan.-Mar. 1955, F. Vivian, G. Stanley, and Szent-Ivany; 2 (AM), Port Moresby, June-July, 1937, G. Lupson; 1 (BM), Port Moresby, Apr. 1947, D. Snedden; 1 (BM), Kokoda, 350 m, Mar. 1933, Cheesman; 2 (DASF) Popondetta, Feb. 1956, Ardley; 1 (AM), Kanosia, Papua, July 1944, A. Blombery; 1 (AM), Mt. Lamington, July 1927, McNamara; 1 (STOCKHOLM) Mt. Bolan; 1 (AMNH), Baiawa, Moi Biri Bay, May 1953, Tate; 1 (DEI), Wahnes, NE New Guinea, F. Müller; 1 (OHIO), Sariba I., R. L. Blickle; 1 (MCZ), Mt. Misim, Morobe Distr., Stevens; 2 (DASF), Munum Wateis and Oomsis, near Lae, 1957, Ardley; 1 (CAS), Hollandia, Apr. 1945, Hoogstraal.

One (DASF), Keravat, Gazelle Pen., New Britain, May 1954, Szent-Ivany.

84. *Dictamnia biapiculata* Aurivillius, 1908, Deutsche Ent. Zeitschr. 1908: 211 (Herbertshöhe, New Britain; ZMB).

DISTRIBUTION: New Britain, New Guinea (Neth., NE).

One (CAS), Hollandia, 6 May 1945, Jewett; 1 (STOCKHOLM), Stephensort, Astrolabe Bay, 1894, Kunzmann; 1 (BISHOP), L. Sentani (Santanie), 30 Sept. 1944, Aarons; 1 (LEIDEN), Mt. slope above Bernhard Camp, 100 m, Apr. 1939, Toxopeus, Neth. Ind.-Amer. Exped.

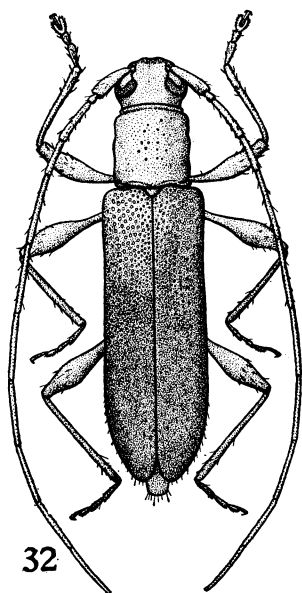
85. *Dictamnia amplicollis* (Gressitt), NEW COMBINATION

Ceresium amplicolle Gressitt, 1951, Ent. Soc. Amer., Ann. 44: 10, fig. 1 (Fly R.; AMNH).

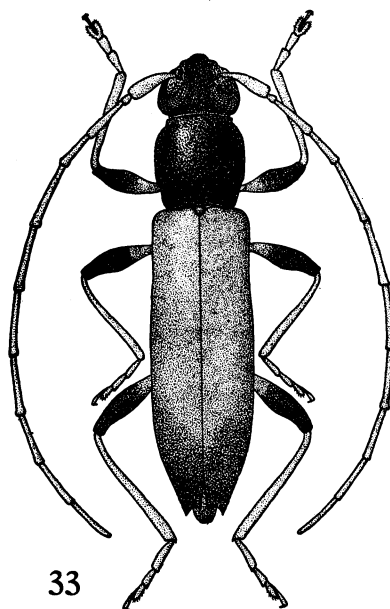
DISTRIBUTION: New Guinea (Papua).

86. *Dictamnia discalis* Gressitt, n. sp. Fig. 11.

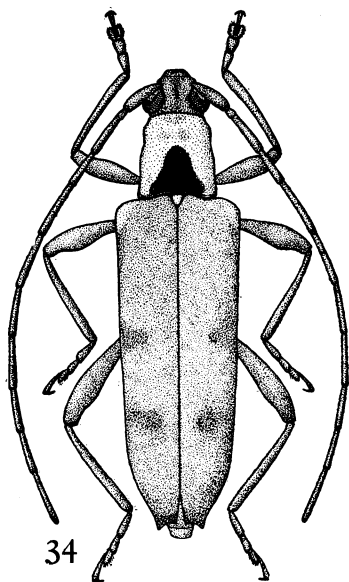
Female: Bright reddish brown, pitchy on mouthparts, genae, and tarsal claws. Body



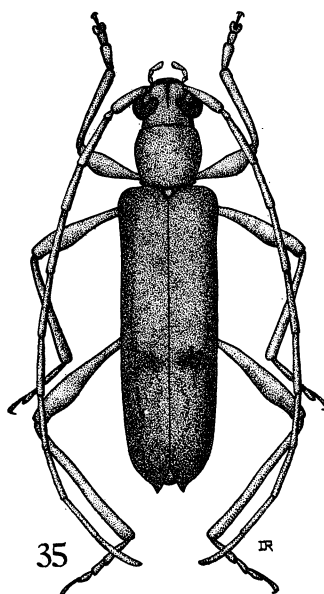
32



33



34



35

Fig. 32, *Ceresium rainwaterae* n. sp., holotype; 33, *Semiope duni* n. sp., holotype; 34, *S. delicata* n. sp., holotype; 35, *Tethionea subcallosa* n. sp., holotype.

moderately clothed with pale silvery gray pubescence, moderately dense on side of head, side of prothorax, and side of ventral surfaces, moderately sparse on scutellum, elytron, and femora; nearly glabrous on pronotal disc.

Head slightly narrower than prothorax, abbreviated anteriorly, rather closely punctured; frons short, transversely grooved medially; vertex finely grooved between upper eye-lobes; occiput somewhat sparsely punctured. Antenna nearly as long as body, only moderately stout, with segments slightly flattened but hardly toothed ectoapically; scape stout and arched, finely punctured, as long as segments 2+3; 3 = 4-9, separately; 10 slightly shorter and 11 slightly longer. Prothorax about as broad as long, evenly and only moderately rounded at side; disc largely smooth and impunctate, very shiny with only a few fine punctures and a very few scattered fine hairs on posterior half and near anterior margin; side of disc with a few large shallow punctures and some finer ones mixed with pubescence. Scutellum broad, rounded behind. Elytron long, gradually narrowed to just before apex, then oblique and very strongly acuminate at outer angle; disc not very heavily punctured, the punctures becoming quite fine on apical quarter. Ventral surfaces finely punctured at side. Femora quite large, finely and sparsely punctured; hind tibia straight, moderately stout; hind tarsal segment 1 shorter than 2+3. Length 19.4 mm; breadth 4.6 mm.

DISTRIBUTION: New Guinea (Neth.).

Holotype, ♀ (LEIDEN), Bewani R.-territ., 1200 m, Neth. New Guinea, 1939, Stüber.

Differs from *D. rugosa* Pascoe in having the central portion of pronotal disc very smooth, nearly impunctate and nearly glabrous, and without any ridges bordering this area; also in having the elytra less pubescent, and strongly acuminate apically.

Genus *Semiope* Pascoe, 1869

KEY TO NEW GUINEA SPECIES OF SEMIOPE

1. Prothorax and humeri largely clothed with dense white pubescence..... 2
 Prothorax and humeri not clothed with dense white pubescence..... 3
 2. Prothorax cylindrical, slightly wider at base than at middle, with a basal glabrous area; elytron, beyond humerus, uniformly and sparsely clothed with white hairs 90. *delicata*
 Prothorax wider in middle than at base, less densely pubescent in center of disc; elytron with apical portion densely clothed with white pubescence, almost glabrous on median postbasal portion 91. *subnivea*
 3. Antenna and legs largely pale; elytron with at least basal 3/4 pale, and apex emarginate and acuminate externally 4
 Antenna and legs largely black; elytron with posterior 1/2 black and with apex truncate 87. *festiva*
 4. Prothorax suddenly constricted apically; elytron with apical 1/4 pitchy; femora with distal halves black..... 88. *duni*
 Prothorax gradually narrowed apically; elytron entirely pale; femora with apical thirds pitchy..... 89. *femoralis*
87. *Semiope festiva* Pascoe, 1869, Ent. Soc. London, Trans. ser. 3, 3: 548, pl. 20, fig. 6 (Saylee, Vogelkop; BM).

DISTRIBUTION: New Guinea (Vogelkop).

88. *Semiope duni* Gressitt, n. sp. Fig. 33.

Male (?): Body reddish ochraceous, blackish on head, prothorax, apical 1/3 of elytron, and apical 1/2 of each femur; remainder of legs testaceous. Body moderately clothed with fine pale hairs; those on ventral surfaces and legs in part suberect; a few suberect hairs on posterior portion of elytron.

Head longer than broad, slightly narrower than prothorax; frons with a raised slightly punctured area in middle; vertex relatively narrow with 2 or 3 grooves and fine ridges; occiput largely impunctate; upper eye-lobes fairly close together. Antenna slender, about as long as body; scape slender, slightly arched, as long as segments 2+3; segment 4 distinctly shorter than 3; 5 slightly longer than 3, 6; 7-11 slightly shorter. Prothorax slightly longer than broad, constricted at apex, which is slightly narrower than base, slightly convex at side; disc feebly convex, with a narrow median impunctate raised strip and the rest irregularly punctured with a few of the impunctate spaces resembling small callosities. Scutellum short, rounded triangular. Elytron parallel-sided in basal 4/5, narrowly emarginate apically with the outer angle acute and longer than the obtuse sutural angle; disc densely and fairly heavily punctured on basal 2/3, very finely punctured on remainder. Ventral surfaces minutely punctured. Legs moderately slender; femora moderately swollen distally; tibiae slender, slightly sinuate; tarsi very slender; hind tarsal segment 1 = 2+3. Length 10.3 mm; breadth 2 mm.

Paratype: Apical portion of elytron pitchy. Length 10 mm; breadth 2.2 mm.

DISTRIBUTION: New Guinea (Papua).

Holotype, ♂ (?) (South Australian Mus.), Mt. Lamington, 400 m, Papua, C. T. McNamara; paratopotype, same sex (BISHOP), same data.

Differs from *S. festiva* Pascoe in having the apical dark portion of the elytra less extensive, and more pitchy, and the anterior portion more brownish red, and the elytral apices more emarginate. Named for Mr. Gordon Dun, senior entomologist, Territory of Papua and New Guinea, as a token of gratitude for many kindnesses.

89. *Semiope femoralis* Gressitt, n. sp.

Female: Fairly pale testaceous, head and pronotum black to pitchy, apical quarter of each femur pitchy brown and base of each tibia brownish black; elytron slightly reddish basally, pitchy at extreme apex; antenna somewhat pitchy from middle of segment 5 to middle of 11. Body very finely and sparsely clothed above with short pale hairs; a very few oblique pale hairs on basal portion of antenna; the side of prothorax with some very short sparse pubescence; side of hind thorax very finely clothed with thin pale pubescence; legs finely and sparsely clothed with pale oblique hairs.

Head broad, as broad as base of prothorax; frons very narrow with a few fine punctures; vertex slightly wider than frons with 3 grooves and 4 ridges; occiput nearly impunctate. Antenna about as long as body, slender; scape moderately slender, swollen preapically, finely punctured, as long as segments 2+3; segment 4 considerably shorter than 3; 5 slightly longer than 2+3, subequal to 6-9; 10-11 shorter. Prothorax a little longer than broad, almost evenly tapered from base to apex, subcylindrical; disc rather sparsely punctured and with a number of small callosities and median strip also impunctate. Scutellum rounded triangular. Elytron about twice as long as head and prothorax combined, nearly parallel-sided in basal 4/5, strongly narrowed and then emarginate-truncate apically with outer angle strongly acuminate; disc moderately punctured to behind middle, then becoming much more

finely punctured towards apex. Ventral surfaces very finely and sparsely punctured. Femora strongly pedunculate, swollen preapically; hind tibia slender and nearly straight; hind tarsal segment 1 nearly as long as 2+3. Length 11.4 mm; breadth 2.6 mm.

Paratypes: Dorsal surfaces of head and prothorax reddish castaneous; basal portion of elytron somewhat reddish. Length 11.5–13.7 mm; breadth 2.55–3 mm.

DISTRIBUTION: New Guinea (Neth., Papua), Japen.

Holotype, ♀ (BISHOP 2794), Mist Camp, 1800 m, Neth. New Guinea, Jan. 1939, Toxopeus, Neth. Ind.-Amer. Exped.; paratype, ♂ (?), (LEIDEN), Araucaria Camp, 800 m, Apr. 1939, Toxopeus, Neth. Ind.-Amer. Exped.; paratype, ♀ (BM), Kokoda, 300 m, NE Papua, Sept. 1933, Miss Cheesman; paratype, ♀ (BISHOP), Japen, Camp 2, Mt. Eiori, 600 m, Sept. 1938, Cheesman.

Differs from *S. festiva* Pascoe in having the elytron entirely pale, the antenna and legs largely pale, and the elytral apex deeply emarginate and strongly acuminate at outer angle.

90. *Semiope delicata* Gressitt, n. sp. Fig. 34.

Female: Pitchy reddish brown, in part more reddish on head and antenna; elytron ochraceous brown, pitchy on humerus and extreme apex; tibiae and tarsi ochraceous brown, pitchy at apices of tibiae. Body densely clothed with silvery white pubescence on thorax and abdomen, basal portion of pronotal disc with a large trilobed glabrous area; head moderately pubescent; antenna very closely and thinly pubescent; scutellum and humerus densely clothed with white pubescence, rest of elytron very sparsely clothed; femora rather densely clothed with grayish white; tibiae and tarsi sparsely clothed and with some suberect hairs.

Head about as broad as prothorax, distinctly punctured on frons and vertex, sparsely punctured on occiput. Antenna barely longer than body, fairly slender, slightly flattened on segments 5–11; scape fairly slender, thickest before apex, finely punctured, as long as segments 2+3; 4 shorter than 3; 5 longer than 3; 6–11 decreasing very slightly in length. Prothorax subcylindrical, broadest at base, very slightly broadened at middle and just before apex; disc almost impunctate on the large basal glabrous area, finely punctured on remainder, with a few large glabrous punctures on side near base. Scutellum rounded-triangular. Elytron moderately broad, very slightly narrowed to just before apex which is strongly narrowed and emarginate-truncate with sutural and external angles slightly produced, the latter a little more so; disc rather strongly punctured in basal half, then gradually more finely so to apex. Ventral surfaces minutely punctured. Legs with femora fairly slender, hind femur not reaching elytral apex; hind tibia slender and straight; hind tarsal segment 1 barely as long as 2+3. Length 11.8 mm; breadth 2.8 mm.

DISTRIBUTION: New Guinea (NE).

Holotype, ♀ (BISHOP 2795), Korop, 1550 m, N. of Jimmi-Waghi Divide, upper Jimmi Valley, Sepik drainage, NE New Guinea, 20 July 1955, light trap, Gressitt.

Differs from *S. festiva* Pascoe in having the appendages pale, and the humeri and pronotum (except for a 3-lobed basal pitchy glabrous area) clothed with dense white pubescence.

91. *Semiope subnivea* Gressitt, n. sp.

Female: Moderately stout, slightly abbreviated; reddish ochraceous, slightly darker reddish on head, anterior portion of prothorax, and basal portion of elytron; remainder of pronotum pitchy black, very densely clothed with silvery white pubescence, but slightly

sparser on middle of disc; scutellum and humerus and apical 1/5 of elytron also densely clothed with white pubescence as are hind thorax and abdomen; hind femur slightly less densely clothed with whitish, much sparser on peduncle; remainder of elytron nearly glabrous, with a few short pale hairs at side and behind middle; antenna, tibiae, and tarsi moderately pubescent with some longer oblique hairs; frons densely clothed with white pubescence.

Head slightly narrower than prothorax, sparsely punctured on non-pubescent portion; vertex grooved and partly rugose. Antenna slightly longer than body; scape slender, finely punctured, as long as segments 2+3; 4 distinctly shorter than 3; 5 slightly longer than 2+3, subequal to 6; 7-11 slightly shorter. Prothorax widest at middle, distinctly narrowed apically; disc rugose-punctate, the punctures largely hidden by pubescence, a median raised line on basal 1/2. Scutellum fairly short, rounded behind. Elytron less than twice as long as head and prothorax combined, grossly punctured on basal 1/2, the punctures becoming much finer posteriorly. Ventral surfaces very finely punctured. Femora slightly swollen; hind tibia nearly straight, fairly slender; hind tarsal segment 1 not quite as long as 2+3. Length 11.85 mm; breadth 2.8 mm.

DISTRIBUTION: Waigiou; New Guinea (NE).

Holotype, ♀ (British Mus., N. H.), Waigeu, Mt. Nok, Camp 2 (Buffelhorn), June 1938, Miss L. E. Cheesman; paratype, ♀ (BISHOP), Waigeu, Camp Nok, 750 m, Apr. 1938, Cheesman; paratype (BUDAPEST) Stephensort, Astrolabe Bay, 1897, Biro.

Differs from *S. festiva* Pascoe in having the appendages pale, and pronotum, humerus and apical quarter of elytron densely clothed with white pubescence.

Genus *Tethionea* Pascoe, 1869

KEY TO NEW GUINEA SPECIES OF TETHIONEA

1. Elytral apices rounded, not acuminate or obtuse..... 2
 - Elytral apices each with one or more spines, or obtuse 3
- 2 (1). Prothorax distinctly broader than long, almost impunctate; elytral punctures mostly smaller than interspaces..... 104. *brevicollis*

Prothorax distinctly longer than broad, subfinely and deeply punctured; elytral punctures deep, about as large as interspaces..... 103. *cheesmanae*
- 3 (1). Elytral apices each with 2-3 spines or teeth; if 2, they are not very greatly different in size..... 4
 - Elytral apices each with a single spine, or 1 spine and a brief tooth, or merely obtuse..... 6
- 4 (3). Elytral apices each with 2 distinct spines or teeth..... 5
 - Elytral apices each with 3 spines, median much longer than laterals, outer set rather far back from the apex; prothorax subevenly rounded at side; elytra generally unicolorous..... 92. *tridentata*
- 5 (4). Elytral apices deeply emarginate with both teeth acuminate; prothorax stout, with several obtuse swellings at side, and posterior portion of median line raised..... 94. *strumosa*

Elytral apices each moderately emarginate, with teeth fairly short, outer tooth longer than sutural tooth; prothorax even, without distinct lateral or discal swellings 96. *bidentata*

- 6(3). Pronotum and elytra fairly densely clothed with rather large whitish hairs, or with sparse elliptical scales..... 7
 Pronotum and elytra not closely clothed with dense whitish hairs or sparse elliptical scales 8
- 7(6). Pronotum and elytra with fairly dense whitish hairs; elytral apex subacutely angular or with a very brief tooth 105. **pubescens**
 Pronotum and elytra with sparse elliptical white scales, with narrower ones on legs; pronotum very densely punctured; elytral apex strongly acuminate..... 106. **squamata**
- 8(6). Elytral apex obtuse or subacute, without a distinctly acuminate spine; prothorax barely broader than long, without swellings or ridges..... 9
 Elytral apex with a strong acuminate tooth or spine, sometimes with 1-2 slight accessory teeth..... 10
- 9(8). Elytral apex narrowed and with a single short tooth, which is obtuse, or nearly forming a right angle..... 101. **obtusidens obtusidens**
 Elytral apex with tooth slightly produced and acute 102. **obtusidens subacuta**
- 10(8). Elytral apex with 1-2 small teeth besides median spine, often in form of slightly dentate sutural angle 11
 Elytral apex with a single median spine 12
- 11(10). Elytral apex with a suggestion of a small tooth on each side of median spine; prothorax distinctly convex at side, fully as broad as head, interspaces as large as punctures 93. **tenuimembris**
 Elytral apex with sutural angle slightly dentate, making apex obliquely emarginate; prothorax feebly convex at side, slightly longer than broad, narrower than head, and closely punctured, the interspaces smaller than punctures... 95. **hollandiae**
- 12(10). Elytron without callosities 13
 Elytron with a broad smooth callosity just behind middle, besides several narrow, mostly sublongitudinal, callosities or raised lines 107. **subcallosa**
- 13(12). Prothorax distinctly convex at side, about as broad as head, barely, or not longer than broad, with 1 or more lateral swellings or projections..... 14
 Prothorax feebly convex at side, narrower than head, longer than broad, without lateral swellings or projections..... 15
- 14(13). Prothorax fully as broad as long, irregularly punctured, with several low tubercles on side and lateral portion of disc, and a raised impunctate median line on posterior 1/2 of disc 98. **hoogstraali**
 Prothorax slightly longer than broad, finely and subuniformly punctured, a slight projection at side near base..... 97. **unicolor**
- 15(13). Elytral apex distinctly acuminate, and emarginate on each side of spine; body bicolorous 16
 Elytral apex briefly acuminate, the tooth oblique and hardly emarginate on sutural side, unevenly emarginate externally; body unicolorous, castaneous... 100. **waigeona**
- 16(15). Reddish yellow with side of prothorax and external margin of elytron pitchy brown; abdomen impunctate (Batchian I.)..... **apiculata***
 Reddish brown with nearly basal half of elytron blackish; prothorax not

darkened at side; abdomen partly punctate..... 99. **bicolor**

92. *Tethionea tridentata* Pascoe, 1869, Ent. Soc. London, Trans. ser. 3, 3: 545 (Batchian; BM).—Gressitt, 1951, Ent. Soc. Amer., Ann. 44: 19 (Papua, Hollandia, Malaita); 1955, Hawaiian Ent. Soc., Proc. 15 (3): 412, fig. 7 (Waigeu, Japen, Wareo, Dobodura, New Georgia).

DISTRIBUTION: Moluccas; New Guinea, Waigiou, Japen, New Britain, Solomons.

Two, Wum, upper Jimmi Valley, 840 m, 18 July 1955, Gressitt; 1, Bulolo, 825 m, 18 Aug. 1956, Ford; 1, Wanuma, Adelbert Mts., 24 Oct. 1958, Gressitt; 9 (LEIDEN, BISHOP, AMNH, BOGOR), Araucaria Camp, 800 m, Mar. 1939, Toxopeus, Neth. Ind.-Amer. Exped.; 2, Bernhard Camp, Mt. slope, 100 m, Apr. 1939, Neth. Ind.-Amer. Exped., Toxopeus; 1 (CM), Hollandia, 75 m, June 1945, Hoogstraal; 1 (CM), Saputa, near Buna, Papua, 1943-44, R. B. Sperry; 1 (AMNH), Mt. Dayman, 700 m, N. Slope No. 6, Maneau Range, 13-20 July 1953, Tate; 1 (BM), Waigeu, Camp Nok, 750 m, April 1938, Cheesman; 1 (USNM), Hollandia, 1945, Malkin; 5 (SAM), Wareo, Finschhafen, Wagner.

Two, Keravat, Gazelle Pen., 31 Aug.-1 Sept. 1955, Gressitt; 1, Ti, Nakanai Mts., 29 July 1956, New Britain, Ford.

93. *Tethionea tenuimembris* Gressitt, 1951, Ent. Soc. Amer., Ann. 44: 18 (Hollandia; CAS); 1955, Hawaiian Ent. Soc., Proc. 15 (3): 414, fig. 8.

DISTRIBUTION: New Guinea (Neth.).

94. *Tethionea strumosa* Pascoe, 1869, Ent. Soc. London, Trans. ser. 3, 3: 544 (Ceram, Amboyna; BM).—Gressitt, 1951, Ent. Soc. Amer., Ann. 44: 18 (Papua); 1955, Hawaiian Ent. Soc., Proc. 15 (3): 414, figs. 9, 21 (Waigeu, Papua).

DISTRIBUTION: Moluccas; New Guinea, Waigiou, New Britain, Goodenough.

Two, Keravat, Gazelle Pen., 31 Aug. 1955, Gressitt; 1, Warongoi Valley, 100 m, Gazelle Pen., 24 May 1956, Gressitt; 8 (SAM, BISHOP), Mt. Lamington, 400 m, Papua, McNamara; 1 (AMNH), Goodenough I., 900 m, E. Slope, No. 10, 24 Oct. 1953, K. M. Wynn; 3 (LEIDEN, AMNH), Bernhard Camp, 100 m, Apr. 1939, and 1, Araucaria Camp, 800 m, Mar. 1939, Toxopeus, Neth. Ind.-Amer. Exped.

95. *Tethionea hollandiae* Gressitt, 1951, Ent. Soc. Amer., Ann. 44: 16 (Hollandia; CM); 1955, Hawaiian Ent. Soc., Proc. 15 (3): 414, figs. 4, 10 (Cyclops Mts.).

DISTRIBUTION: New Guinea (Neth.).

96. *Tethionea bidentata* Gressitt, 1955, Hawaiian Ent. Soc., Proc. 15 (3): 414, figs. 5, 11, 19 (Hollandia; CM).

DISTRIBUTION: New Guinea.

One (SAM), Wareo, Finschhafen, Wagner; 1 (SAM), Mt. Lamington, 400 m, Papua, McNamara.

97. *Tethionea unicolor* Pascoe, 1869, Ent. Soc. London, Trans. ser. 3, 3: 543 (Aru; BM).—Gressitt, 1955, Hawaiian Ent. Soc., Proc. 15 (3): 415, fig. 13.

DISTRIBUTION: Aru.

98. *Tethionea hoogstraali* Gressitt, 1951, Ent. Soc. Amer., Ann. 44: 16 (Hollandia, Fly R.; CM); 1955, Hawaiian Ent. Soc., Proc. 15 (3): 415, figs. 12, 20 (Waigeu, Japen, Wareo).

DISTRIBUTION: New Guinea; Waigiou, Japen, New Britain.

Five, Bulolo, 825–1000 m, Aug. 1956, Ford; 1, Bubia, nr. Lae, 60 m, 17 Sept. 1955, Gressitt; 1 Tsenga, 1200 m, 15 July and 1, Wum, 840 m, 18 July, upper Jimmi Valley, 1955, Gressitt; 1, Wanuma, Adelbert Mts., 24 Oct. 1958, Gressitt; 1, Kiunga, upper Fly River, 24 Sept. 1957, Brandt; 1 (US), Hollandia, Apr. 1945, Malkin; 1 (SAM), Wareo, Finschhafen, Wagner; 1 (LEIDEN), Araucaria Camp, 800 m, Mar. 1939, Neth. Ind.-Amer. Exped., Toxopeus.

One, Keravat, Gazelle Pen., 11 Sept. 1955, Gressitt; 1, St. Paul's, 350 m, Baining Mts., Gazelle Pen., New Britain, 6 Sept. 1955, Gressitt.

99. *Tethionea bicolor* Gressitt, 1955, Hawaiian Ent. Soc., Proc. **51** (3): 415, fig. 1 (Japen; BM).

DISTRIBUTION: Japen.

100. *Tethionea waigeona* Gressitt, 1955, Hawaiian Ent. Soc., Proc. **15** (3): 416, figs. 2, 15 (Waigeu; BM).

DISTRIBUTION: Waigiou.

101. *Tethionea obtusidens obtusidens* Gressitt, 1951, Ent. Soc. Amer., Ann. **44**: 17 (Hollandia, Fly R.; CAS); 1955, Hawaiian Ent. Soc., Proc. **15** (3): 416, fig. 17 (Markham V.).

DISTRIBUTION: New Guinea.

One, Tsenga, 1200 m, upper Jimmi Valley, NE New Guinea, 14 July 1955, Gressitt; 1, Dogura, Papua, Jan. 1955, Cassidy; 2 (MCZ), Dobodura, Papua; one (AMNH), Mt. Dayman, 700 m, Maneau Range, N. Slope, No. 6, 13–20 July 1953, Tate; 1 (SAM), Mt. Gyifrie, below 300 m, N. New Guinea, Apr. 1939, Cheesman; 1 (SAM), Wareo, Wagner; one (SAM), Hudewa, Wagner; 1 (SAM), Finschhafen, at light.

102. *Tethionea obtusidens subacuta* Gressitt, 1955, Hawaiian Ent. Soc., Proc. **15** (3): 416, figs. 6, 16 (Waigeu; BM).

DISTRIBUTION: Waigiou; New Guinea (Papua).

One, Kiunga, Upper Fly R., 9–14 Oct. 1957, Brandt.

103. *Tethionea cheesmanae* Gressitt, 1955, Hawaiian Ent. Soc., Proc. **15** (3): 417, fig. 3 (Waigeu, Wareo; BM).

DISTRIBUTION: Waigiou; New Guinea (NE).

Two, Wum, 840 m, upper Jimmi Valley, 17–18 July 1955, Gressitt; 3, Bulolo; 1 (SAM), Wareo, Finschhafen, Wagner.

104. *Tethionea brevicollis* Gressitt, 1951, Ent. Soc. Amer., Ann. **44**: 15 (Hollandia; CM); 1955, Hawaiian Ent. Soc., Proc. **15** (3): 417, fig. 18.

DISTRIBUTION: New Guinea (Neth.).

105. *Tethionea pubescens* Gressitt, n. sp.

Female: Body reddish brown, darker on pronotum and hind thorax, more reddish on elytron and abdomen, slightly more brownish on antenna. Body moderately clothed with sparse grayish white pubescence, slightly denser on dorsal surfaces and sparser on legs and abdomen; dense on scutellum; antenna with finer close pale pubescence, and a few erect hairs on innerside of basal segments.

Head fairly short, largely closely punctured; frons transverse; vertex nearly horizontal, with a median darker line; occiput with an impunctae transverse strip just behind eyes.

Antenna $1/5$ longer than body, fairly slender; scape slender, finely punctured, nearly as long as segments 2+3; segment 4 slightly shorter than 3; 5 longer than 2+3; 6-11 slightly shorter. Prothorax about as long as broad, moderately rounded at side, widest slightly anterior to middle, constricted at apex; disc rather closely punctured throughout. Scutellum slightly narrowed and rounded apically. Elytron nearly twice as long as head and prothorax combined, subparallel, narrowed and subacutely angulate apically; disc fairly grossly punctured on basal half, gradually more sparsely so to apex. Ventral surfaces deeply punctured on side of hind thorax, minutely punctured on abdomen. Femora feebly pedunculate, not very strongly swollen; hind tibia slender, nearly straight; first hind tarsal segment as long as next two combined. Length 12.6 mm; breadth 3.1 mm.

Male: Antenna $1/4$ longer than body. Length 11.6 mm; breadth 3.2 mm.

Paratypes: Length 8-12.6 mm; breadth 2.4-2.85 mm.

DISTRIBUTION: New Guinea (NE).

Holotype, ♀ (BISHOP 2796), Wareo, near Finschhafen, Huon Peninsula, NE New Guinea.

Differs from *T. hoogstraali* Gressitt in being duller, darker, much more heavily pubescent, with the pronotum more heavily punctured and the elytral apex less acuminate.

106. *Tethionea squamata* Gressitt, n. sp.

Male: Moderately stout, narrowed posteriorly; dark reddish brown, in part pitchy on pronotum and parts of ventral surfaces, more reddish on coxae and tarsi; elytron with a submedian broad discal strip of ochraceous on basal $1/2$ and a tapering arcuate mark of similar color in posterior $2/5$, reaching suture posteriorly but not apex. Body clothed sparsely above with pale elliptical scales; a few narrower scales or broad pale hairs on ventral surfaces and legs; scutellum densely clothed with whitish pubescence.

Head short, slightly narrower than prothorax, feebly punctured on frons and somewhat densely and finely punctured on occiput; vertex feebly concave, shallowly grooved medially. Antenna $1/5$ longer than body, slender; scape slightly thickened and arched, as long as segments 2+3; segment 4 about as long as scape, shorter than 5; 5-7 subequal, 8-11 very slightly shorter. Prothorax as long as broad, feebly convex at side, slightly constricted at apex; disc closely punctured throughout. Scutellum as long as broad, rounded behind. Elytron fully twice as long as head and prothorax combined, slightly narrowed to apical $1/5$, narrowed and strongly acuminate apically; disc moderately punctured on basal half, finely and sparsely punctured posteriorly. Ventral surfaces moderately punctured. Legs fairly slender; hind femur feebly swollen, not quite reaching elytral apex; hind tibia slender, nearly straight; hind tarsus slender, segment 1 = 2+3. Length 13.8 mm; breadth 3.25 mm.

Female: Antenna barely longer than body. Length 13.5 mm; breadth 3.45 mm.

DISTRIBUTION: New Guinea (NE).

Holotype, ♂ (BISHOP 2797), Daulo Pass, 2400 m, Asaro-Chimbu Divide, NE New Guinea, 11 June 1955, light trap, Gressitt; allotype, ♀ (BISHOP), Miramar, 1800 m, upper Asaro Valley, on *Pipturus*, 27 June 1955, Gressitt.

Differs from *T. strumosa* Pascoe in having a single elytral spine, and from it and all known species in having elliptical white scales on dorsum.

107. *Tethionea subcallosa* Gressitt, n. sp. Fig. 35.

Male: Narrow and elongate, subdepressed; reddish brown, slightly darker on basal antennal segments, paler on ventral surfaces, legs, and distal portion of antenna. Body thinly and somewhat sparsely clothed with adpressed pale pubescence, and a few oblique

pale goldish hairs on elytron, ventral surfaces, and appendages.

Head short, as broad as prothorax, in part finely punctured; frons short, finely punctured; vertex shallowly concave, medially grooved; occiput grooved anteriorly, finely punctured. Antenna 1/4 longer than body, slender; scape slightly thickened, sparsely punctured, slightly arched; segment 3 barely longer than scape, subequal to 4; 5 slightly longer, subequal to 6; 7-11 slightly shorter. Prothorax as long as broad, slightly rounded at side, constricted at base and apex; disc rather finely and closely punctured, except for a postmedian longitudinal raised strip and some irregular narrow callosities at side of disc. Scutellum as long as broad, rounded behind, somewhat concave. Elytron more than twice as long as head and prothorax combined, parallel-sided, narrowed and acuminate apically; disc very finely and closely punctured, with a postmedian subtransverse callosity and some sublongitudinal raised lines, mostly connected with transverse callosities. Ventral surfaces moderately smooth, finely punctured. Legs slender; hind femur feebly swollen, finely punctured, not quite reaching elytral apex; hind tibia slender, nearly straight; hind tarsus long and slender, segment 1 slightly longer than 2+3. Length 13.2 mm; breadth 2.8 mm.

DISTRIBUTION: New Guinea (NE).

Holotype, ♂ (BISHOP 2798), Daulo Pass, 2400 m, Asaro-Chimbu Divide, NE New Guinea, 13 June 1955, Gressitt.

Differs from *T. strumosa* Pascoe in having a single tooth at elytral apex, and from it and other known species in having smooth callosities and raised lines on elytron, and in having a slightly more elongate body.

Genus *Notoceresium* Blackburn, 1901

108. *Notoceresium toxopeusi* Gressitt, n. sp.

Male: Pale reddish testaceous, paler on femora, slightly duller on distal antennal segments. Body largely glabrous but with sparse suberect hairs on elytron and shorter pale hairs on antenna and ventral surfaces.

Head nearly as broad as prothorax, narrowed behind eyes; frons much broader than high, impunctate; vertex broad, moderately concave, finely grooved medially; vertex and occiput impunctate. Antenna slightly longer than body; scape much longer than broad, gradually thickened towards apex; segment 3 slightly shorter than scape, subequal to 4; 5 slightly longer than 4; 6-11 slightly decreasing in length. Prothorax much broader than long, obtusely rounded at side; disc fairly smooth, almost impunctate, with a slight depression on each side of middle. Scutellum small, triangular. Elytron 3× as long as head and prothorax combined, finely and irregularly punctured except at extreme apex, and with 2 raised submedian lines extending almost to apex. Ventral surfaces very sparsely punctured. Legs somewhat flattened; femora fairly broad preapically; tibiae very slender, straight; tarsi slender, hind tarsal segment 1 = 2-5 combined. Length 14.2 mm; breadth 3.4 mm.

Female: Antenna barely longer than body. Length 11.5 mm; breadth 3 mm.

Paratypes: Length 11-12 mm; breadth 2.8-3.2 mm.

DISTRIBUTION: New Guinea (Neth.).

Holotype, ♂ (BISHOP 2799), Moss Forest Camp, 2800 m, 9 Oct.-5 Nov. 1938, L. J. Toxopeus, Neth. Ind.-Amer. Exped.; allotype, ♀ (BISHOP), same data; 3 paratopotypes (LEIDEN, BOGOR, AMNH), same data.

Differs from *N. elongatum* McKeown in having the vertex impunctate, the elytron much more punctate and entirely pale, and the antenna with third to fifth segments not thicker than the others.

Genus *Araespor* Thomson, 1878

This genus was placed questionably in the Achrysonini by Aurivillius in the Coleopterorum Catalogus. It is tentatively placed here in the Callidiopini. All the specimens before me, including one from Fiji, seem to have the middle coxal cavity closed externally.

KEY TO NEW GUINEA SPECIES OF *ARAESPOR*

1. Elytron with pigmented lines or extensive callosities..... 2
Elytron without pigmented lines or callosities..... 3
2. Prothorax much longer than broad, fairly dark with some small sublateral spots of ochraceous pubescence; elytron with extensive pigmented lines and callosities
..... 109. **callosus**
Prothorax slightly longer than broad, pale, without spots; elytron with some feeble longitudinal-oblique pigmented lines, but without callosities..... 111. **pallidus**
3. Pronotum with 3 longitudinal raised lines, the middle 1 shorter; antenna fairly stout and flattened..... 112. **darlingtoni**
Pronotum with a single short feeble median line; antenna slender, not flattened
..... 110. **gazellus**

109. *Araespor callosus* Gressitt, n. sp. Fig. 36.

Male: Body pitchy brown, reddish on top of head and largely reddish on elytron with callosities reddish pitchy; abdomen pale ochraceous; legs with femora ochraceous on upper portions and innersides; tibiae testaceous except near bases and apices on middle and hind pair, pitchy on front pair; tarsi testaceous, slightly duller on basal segment. Body moderately clothed with fine adpressed goldish pubescence, much denser on 3 small spots on side of pronotal disc, spot 3 larger than the anterior 2; antenna with moderate oblique hairs on innerside; ventral surfaces more sparsely and briefly pubescent than elytron; legs moderately clothed.

Head short, not quite as broad as prothorax, almost entirely rugose-punctate; frons transversely concave; vertex somewhat raised, finely grooved medially. Antenna $1\frac{2}{3}\times$ as long as body, somewhat flattened basally and strongly tapering distally; scape fairly stout, parallel-sided, much shorter than segment 3; 4 distinctly shorter than 3 but longer than scape; 5 nearly as long as 3, subequal to 6; 7-11 slightly shorter. Prothorax considerably longer than broad, somewhat flattened above and feebly rounded at side, widest behind middle; disc rather finely and closely granulate; a fine median raised line, widened behind middle, but not reaching base. Scutellum somewhat rounded. Elytron very slightly narrowed posteriorly, almost transversely truncate, the sutural angle strongly acuminate; disc densely and irregularly punctured almost to apex, but with several sublongitudinal raised lines or narrow callosities and a broader angularly oblique one behind middle, as well as extreme apex, also smooth and shiny. Ventral surfaces densely granulate on thorax, sparsely and finely punctured on abdomen. Mid and hind femora strongly flattened, considerably widened before apex; mid and hind tibiae slender, straight, and flattened; tarsi slender, hind tarsal segment 1 = 2-5 combined. Length 10.2 mm; breadth 2.35 mm.

Female: Antenna (incomplete) shorter than in ♂; femora somewhat less widened. Length 10.6 mm; breadth 2.65 mm.

Paratypes: Length 10.5–13.8 mm; breadth 2.2–2.9 mm.

DISTRIBUTION: New Guinea; Waigiou.

Holotype, ♂ (BISHOP 2800), Busu River, 20 m, E. of Lae, NE New Guinea, 13 Sept. 1955, Gressitt; allotype, ♀ (BISHOP), Kiunga, Upper Fly R., Papua, 1–3 Sept. 1957, Brandt; one paratopotype, male (BISHOP), Busu R., 15 Sept. Gressitt; paratype, female (CM), Hollandia, Neth. New Guinea, 20 Feb. 1945, H. Hoogstraal; paratype, male (AM), "New Guinea, H. G. C., K 63980." One specimen, probably this species (BM), Waigeu, Camp Nok, 750 m, Apr. 1938, Cheesman.

Differs from *A. longicollis* Thomson in having the prothorax more elongate and more flattened, and both prothorax and elytron with pitchy raised lines or callosities.

110. *Araespor gazellus* Gressitt, n. sp.

Male: Slender, parallel-sided; reddish ochraceous, with antenna, legs, and abdomen testaceous. Body moderately clothed with short oblique pale hairs, slightly longer on inner sides of antennal segments and on legs.

Head nearly as broad as prothorax, abbreviated anteriorly, closely punctured; frons transverse, without a groove separating it from vertex; vertex feebly concave, slightly grooved medially; occiput distinctly punctured. Antenna 1/3 longer than body, slender; scape thickest somewhat before apex, finely punctured, about as long as segment 3; 4 shorter than 3; 5 longer than 2 + 3, barely longer than 6; 7–11 slightly shorter. Prothorax considerably longer than broad, widest between middle and base, slightly narrowed towards apex; disc slightly convex on middle, closely punctured throughout, some larger punctures on side. Scutellum narrow, rounded behind. Elytron nearly twice as long as head and prothorax combined, subparallel, obtusely rounded apically; disc closely and deeply punctured to apical 1/5 which is much more finely punctured. Ventral surfaces moderately punctured on thorax, feebly punctured on abdomen. Femora moderately broad, somewhat flattened; hind tibia slender and nearly straight; hind tarsal segment 1 not quite as long as 2–5 combined. Length 6.65 mm; breadth .95 mm.

Paratypes: Length 5–6.2 mm; breadth .9–1 mm.

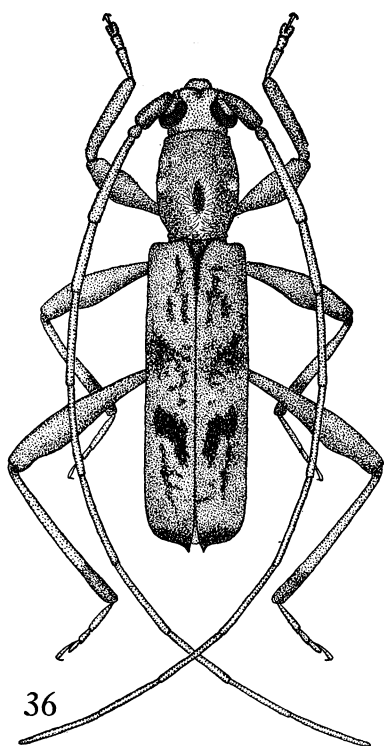
DISTRIBUTION: New Britain.

Holotype, ♂ (BISHOP 2801), St. Paul's, 300 m, Baining Mts., Gazelle Peninsula, New Britain, 5 Sept. 1955, Gressitt; 2 ♂ paratypes (BISHOP), Keravat, 50 m, Gazelle Pen., 31 Aug., 2 Sept. 1955, Gressitt; 1 ♂ paratopotype (CAS), 7 Sept. Gressitt.

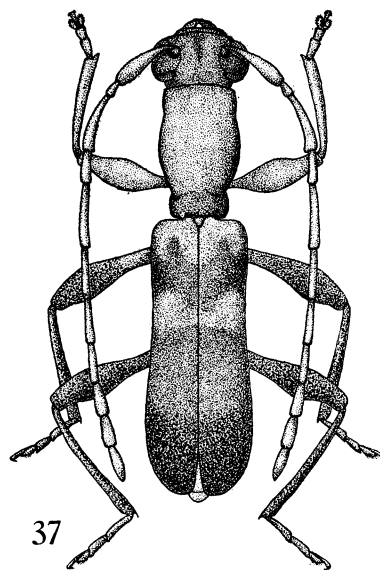
Differs from *A. longicollis* Thomson in having the prothorax longer, and the pronotum without callosities.

111. *Araespor pallidus* Gressitt, n. sp.

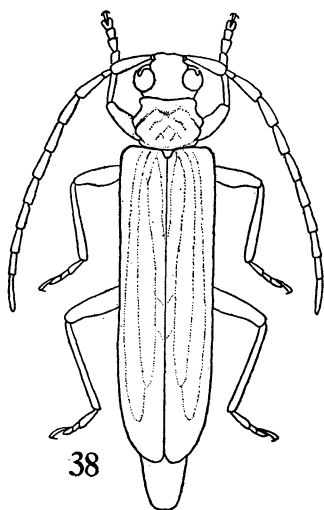
Male: Elongate, parallel-sided; testaceous brown, paler testaceous on antenna beyond scape, on apex, and on abdomen; pronotum with median area reddish brown, and 2 faint oblique reddish brown lines on elytron behind middle, both slightly nearer suture than external margin. Body finely and somewhat sparsely clothed with very short oblique pale hairs which are sparser on femora and abdomen; a row of longer oblique hairs on inner-side of antenna.



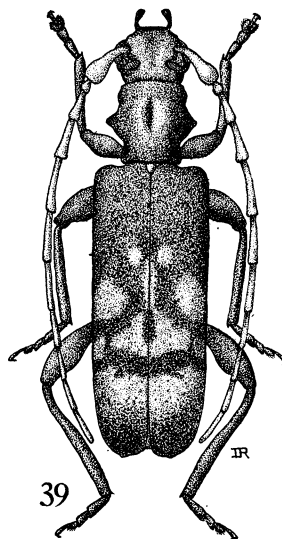
36



37



38



39

Fig. 36, *Araespor callosus* n. sp., Waigiou; 37, *Longipalpus bifasciatus* n. sp., holotype; 38, *Diotimana simonthomasi* n. sp., holotype; 39, *Tessaromma argentea* n. sp., holotype.

Head short, nearly as broad as prothorax, closely punctured; frons strongly transverse, depressed anteriorly; vertex hardly concave, very finely grooved medially; occiput slightly raised posteriorly. Antenna $1/5$ longer than body, slender, slightly flattened; scape stout, parallel-sided, closely punctured; segment 3 fully as long as 1 + 2, $1.5 \times$ as long as 4; 5 about as long as 3, 6–11 decreasing very slightly in length. Prothorax slightly longer than broad, widest between middle and base, feebly rounded at side and slightly narrowed towards apex; disc very densely punctured, with a distinct raised line along middle, more strongly raised at center, and a feebly raised obliquely longitudinal line on basal $1/2$ of side of disc. Scutellum moderately broad, concave. Elytron about twice as long as head and prothorax combined, very slightly narrowed to just before apex which is obtusely rounded; disc closely punctured, the punctures becoming slightly feebler towards apex. Ventral surfaces granulose or punctured on thorax, and nearly punctate on abdomen. Femora moderately broad, flattened and arched; hind tibia straight, slender, slightly flattened; hind tarsus narrow, segment 1 nearly as long as 2–5 combined. Length 10.2 mm; breadth 2.2 mm.

Female: Antenna slightly longer than body, quite slender. Length 7.6 mm; breadth 1.7 mm.

Paratypes: Length 6.6–7.2 mm; breadth 1.65 mm.

DISTRIBUTION: New Guinea (N.).

Holotype, ♂ (California Academy of Sciences), Finschhafen, Huon Peninsula, NE New Guinea, Apr. 1944, E. S. Ross; allotype, ♀ (CM), Hollandia, 20 Feb. 1945, H. Hoogstraal; paratopotype, ♂ (BISHOP), Apr. 1944, Ross; paratype, ♂ (CAS), Hollandia, 16 Apr. 1945, Hoogstraal.

Differs from *A. longicollis* Thomson in having the prothorax shorter, the pronotum callous only along the median line, and in having the elytron with faint bands of brownish.

112. *Araespor darlingtoni* Gressitt, n. sp.

Male: Body slightly flattened, narrowed posteriorly; testaceous, reddish on head and prothorax, the latter with 3 pitchy discal strips; elytron slightly paler than antenna, legs, and underside of thorax. Body moderately clothed with short slightly raised pale pubescence.

Head short, slightly narrower than prothorax; frons transverse, moderately punctured; vertex feebly concave, finely grooved medially; occiput moderately punctured. Antenna considerably longer than body; scape stout, subcylindrical, moderately punctured; segment 3 considerably longer than scape, slightly longer than 4; 5 slightly longer than 3 and barely longer than 6; 7–11 slightly decreasing in length and more slender than basal segments, which are slightly flattened. Prothorax slightly longer than broad, somewhat flattened, moderately rounded at side; disc very finely and closely punctured, slightly uneven, with 3 longitudinal raised lines, the median 1 sharper but shortest. Scutellum rounded behind, concave. Elytron barely twice as long as head and prothorax combined, evenly and slightly narrowed to just before apex which is rounded obtuse; disc finely and fairly closely punctured, the punctures becoming feebler at apex. Ventral surfaces moderately punctured on thorax and feebly punctured on abdomen. Femora broad and flattened; hind tibia nearly straight, moderately stout; hind tarsal segment 1 slightly arched, as long as 2–5 combined. Length 8.95 mm; breadth 1.8 mm.

Paratypes: Length 6.4–8.2 mm; breadth 1.2–1.4 mm.

DISTRIBUTION: New Guinea (Papua, NE), New Britain.

Holotype, ♂ (Museum of Comparative Zoology), Dobodura, NE Papua, Mar.-July 1944, P. J. Darlington, Jr.; 5 paratypes (BISHOP, MCZ), same data as type; 1, Busu R., 100 m, E. of Lae, 15 Sept. 1955, Gressitt; 1, Wanuma, 300 m, Adelbert Mts., 24 Oct. 1958, Gressitt; 1, Keravat, 30 m, New Britain, 2 Apr. 1956, on *Cinnamomum*, Gressitt.

Differs from *A. longicollis* Thomson in having the pronotum more distinctly callous along side of middle of disc, and the elytron much more coarsely punctured and subacute instead of broadly rounded apically.

TRIBE OBRINI

KEY TO NEW GUINEA GENERA OF OBRINI

1. Body rather slender; prothorax generally constricted both before and behind middle... 2
Body fairly short, subcylindrical; prothorax narrow basally, subcylindrical anteriorly, longitudinally ridged..... **Iphra**
2. Head about as broad as prothorax; antenna generally with segments 3-4 armed with long bristles; prothorax not much longer than broad, strongly swollen at middle **Stenhomalus**
Head broader than prothorax; antenna without long bristles; prothorax much longer than broad, feebly swollen at middle..... **Longipalpus**

Genus *Stenhomalus* White, 1855

KEY TO NEW GUINEA SPECIES OF STENHOMALUS

- Antenna with long bristles internally at ends of segments 3-5; elytra with an hourglass-shaped common marking on posterior 3/4, and apices dark 113. **figuratus**
Antenna without long bristles at ends of segments; elytra with an hourglass-shaped common marking on basal 3/5, and apices pale..... 114. **horarius**
113. ***Stenhomalus figuratus*** Gahan, 1915, B.O.U. and Wollaston Exped. Dutch New Guinea 1 (Col. 3): 4 (Mimika R.; BM).—Gressitt, 1951, Ent. Soc. Amer., Ann. 44: 20 (Hollandia).

DISTRIBUTION: New Guinea; New Britain.

One, Dogura, Papua, Feb. 1956, Cassidy; 1, Busu R., E. of Lae, 100 m, 15 Sept. 1955, Gressitt; 1, Wareo, Finschhafen; 1 (CORNELL), Monda, Buna, Papua, July 1943, W. G. Bodenstern; 1 (CAS), Neth. New Guinea, 10 Oct. 1944, Aarons; 1 (BM), Cyclops Mts., Sabron Camp 2, 600 m, May 1936, Cheesman; 1 (AM), Mt. Lamington, May 1927, McNamara. Two, Keravat, Gazelle Pen., New Britain, 31 Aug., 11 Sept. 1955, Gressitt; 1 (MCZ), Cape Gloucester, New Britain, Jan.-Feb. 1944, Darlington.

114. ***Stenhomalus horarius*** Gressitt, 1940, Hawaiian Ent. Soc., Proc. 10 (3): 416 (Koitaki, Papua BISHOP).

DISTRIBUTION: New Guinea (Papua, NE).

Two, Bisianumu, 500 m, NE of Port Moresby, Papua, 23-4 Sept. 1955, light trap, Gressitt; 1, Wum, 840 m, upper Jimmi Valley, Sepik drainage, NE New Guinea, 18 July 1955, Gressitt.

Genus **Longipalpus** Montrouzier, 1861

The status of this genus is discussed in Gressitt, 1956, *Ins. Micronesia* 17 (2): 97.

KEY TO NEW GUINEA SPECIES OF LONGIPALPUS

1. Dorsum largely pale; prothorax broader at middle than at apex..... 2
Dorsum at least in part blackish or pitchy; prothorax about as broad at apex as at middle 3
2. Pronotum very even, slightly frosted and pubescent, dull; elytron gradually broadened in central portion 115. **constricticollis**
Pronotum slightly uneven, with some depressions, sparsely pubescent, somewhat shiny; elytron rather suddenly broadened at middle..... 117. **neobritannicus**
3. At least central portions of head and prothorax pale above; some pale elytral markings on basal 1/2; prothorax less than twice as long as broad..... 4
Prothorax, and most of head and elytron black; middle of occiput reddish and apex of elytron testaceous; prothorax twice as long as broad..... 119. **seminigra**
4. Prothorax pitchy on side and base, not much narrower at base than at middle; elytron angulate or toothed apically; length over 6 mm..... 116. **spinipennis**
Prothorax and head entirely ochraceous; prothorax strongly constricted basally; elytron rounded apically; length 4 mm..... 118. **bifasciatus**

115. Longipalpus constricticollis (Gressitt), NEW COMBINATION.

Iphrobium constricticolle Gress., 1951, *Ent. Soc. Amer., Ann.* 44: 20 (Hollandia, Fly R.; USNM).

DISTRIBUTION: New Guinea (Neth., Papua).

116. Longipalpus spinipennis (Gressitt), NEW COMBINATION.

Iphrobium spinipenne Gress., 1951, *Ent. Soc. Amer., Ann.* 44: 21, fig. 3 (Maffin Bay; CAS).

DISTRIBUTION: New Guinea; Waigiou, New Britain.

One, Tsenga, 1200 m, upper Jimmi R., NE New Guinea, 14 July 1955, Gressitt; 4 (MCZ), Dobodura, Papua, Mar.-July 1944, Darlington; 2 (BM), Waigeu I., Camp Nok, 750 m, Apr. 1938, Cheesman. One, Keravat, 60 m, Gazelle Pen., New Britain, 29 Aug. 1955, light trap, Gressitt; 1, St. Paul's, 350 m, Baining Mts., Gazelle Pen., 6 Sept. 1955, Gressitt; 1, Talalo, Nakanai Mts., C. New Britain, 27 July 1956, Ford.

117. Longipalpus neobritannicus Gressitt, n. sp.

Female: Pale ochraceous, testaceous on antenna and legs. Body thinly clothed with minute pale pubescence, and a very few suberect pale hairs on dorsum and inside of antenna.

Head longer than broad, broader than prothorax, minutely and sparsely punctured; frons squarish, transversely grooved anteriorly; vertex moderately concave; occiput moderately broad between upper eye-lobes. Antenna 1/5 longer than body, slender, scape swollen preapically, minutely punctured, about as long as segments 2 + 3; 4 distinctly shorter than 3; 5 longer than 3; 6-11 slightly shorter in length. Prothorax much longer than broad,

slightly broader at apex than at base, constricted a short distance from base, and from apex; side slightly rounded, widest slightly anterior to middle; disc minutely punctured, with 2 feeble swellings on each side of middle, anterior to center, a fovea above middle of side. Scutellum minute, fairly narrow. Elytron parallel-sided basally, considerably broadened behind middle, rounded obtuse apically; disc fairly deeply and serrately punctured on basal 3/5, almost impunctate posteriorly. Ventral surfaces shiny, almost impunctate. Legs with peduncles fairly long; hind tibia slender, straight; hind tarsal segment $1 = 2 + 3$. Length 3.3 mm; breadth 1 mm.

DISTRIBUTION: New Britain.

Holotype, ♀ (BISHOP 2802), St. Paul's, 350 m, Baining Mts., Gazelle Peninsula, New Britain, 4 Sept. 1955, Gressitt.

Differs from *L. constricticollis* (Gressitt) in having the pronotum less even, with slight depressions, more sparsely pubescent and somewhat shiny, the elytron more suddenly broadened at middle, and the fourth antennal segment shorter in relation to third segment.

118. *Longipalpus bifasciatus* Gressitt, n. sp. Fig. 37.

Male: Ochraceous, testaceous on antenna and fore femur; elytron pitchy brown with a basal and a premedian band of testaceous; abdomen blackish; middle and hind legs pitchy with tarsi and bases of femora testaceous. Head and thorax largely glabrous; antenna feebly pubescent with a very few oblique hairs; elytron thinly clothed with silvery pubescence on basal 2/3, with just a few short hairs on apical portion; ventral surfaces with very thin silvery pubescence; and legs in part clothed with whitish pubescence.

Head distinctly broader than prothorax, sparsely and very finely punctured, shiny; frons transverse, feebly grooved medially; vertex feebly concave; occiput smooth. Antenna slightly longer than body, slender, slightly thickened distally; scape long, swollen preapically, feebly punctured, slightly longer than segments $2 + 3$; $4 = 0.6 \times 3$; 5 slightly longer than 3; 6 slightly longer than 4; 7-10 decreasing slightly in length; $11 = 9$. Prothorax distinctly longer than broad, strongly constricted near base and much narrower at base than at middle or apex, feebly constricted between middle and apex, which are equal in width; disc shiny, almost impunctate, a little pubescence and minute punctures on basal constrictions. Scutellum small, long and narrowed. Elytron parallel-sided in basal 1/2, distinctly broadened behind middle, rounded-obtuse apically; disc punctured in subregular rows on basal 2/3, almost impunctate postmedially. Ventral surfaces almost impunctate, fairly shiny. Hind femur slightly exceeding elytral apex, gradually swollen; hind tibia long and slender, very slightly sinuate; hind tarsal segment 1 barely as long as $2 + 3$. Length 3.35 mm; breadth .85 mm.

Female: Basal and antemedian pale bands of elytron narrower, pitchy areas between and behind them slightly bluish, pitchy brown posteriorly; antenna slightly longer than body. Length 4.65 mm; breadth .9 mm.

Paratypes: Length 4-4.6 mm; breadth .85-.95 mm.

DISTRIBUTION: New Britain.

Holotype, ♂ (BISHOP 2803), Keravat, 60 m, Gazelle Peninsula, New Britain, 11 Sept. 1955, Gressitt; allotype, ♀ (BISHOP), same data; paratype, ♀ (CAS), and paratype, ♂ (CSIRO), same data; 1 ♀ paratype (BISHOP), Silanga, 150 m, Nakanai Mts.,

central New Britain, 1 Aug. 1956, Ford.

Differs from *L. constricticollis* (Gressitt) in being less elongate, less flattened, with the elytra less broadened posteriorly, and the prothorax more strongly constricted basally.

119. *Longipalpus seminiger* Gressitt, n. sp.

Female: Elongate; blackish, occiput brownish in center, antenna pale testaceous, elytron testaceous at extreme apex and pitchy brown behind middle, hind thorax pitchy, abdomen pale testaceous, legs testaceous with hind femoral club brownish. Body largely clothed with very thin whitish pubescence; antenna with a few oblique hairs beneath; pronotal disc subglabrous at central portion; abdomen with scattered erect hairs and dense hair at apices of terminal segments; legs with a few suberect hairs.

Head distinctly broader than prothorax, moderately smooth, in part minutely granulose; frons transverse; vertex shallowly concave, finely grooved medially. Antenna 2/5 longer than body, slender; scape slender, swollen in apical 1/2, slightly longer than 2 + 3; 4 about as long as 3, shorter than 5; 6 slightly longer than 4; 7-11 decreasing slightly in length. Prothorax twice as long as broad, feebly constricted some distance from base and apex, base nearly as broad as apex, which is very slightly narrower than central portion; disc fairly even, in part very minutely punctured. Scutellum narrowed posteriorly, rounded apically. Elytron 1.5 × as long as head and prothorax combined, feebly broadened behind middle, rather suddenly narrowed and briefly toothed apically; disc punctured on basal 3/5, partly in subregular rows, impunctate posteriorly. Ventral surfaces not distinctly punctured; abdominal segment 1 as long as 2-5 combined. Hind femur hardly reaching elytral apex, moderately clavate on distal 1/2; hind tibia slender, straight; hind tarsal segment 1 nearly as long as 2-5. Length 8.3 mm; breadth 1.6 mm.

DISTRIBUTION: New Guinea (NE).

Holotype, ♀ (BISHOP 2804), Tsenga, 1200 m, S. side upper Jimmi Valley, near Waghi-Sepik Divide, NE New Guinea, 15 July 1955, light trap, Gressitt.

Differs from *L. spinipennis* (Gressitt) in having the dorsum almost entirely black except for elytral apex, and in having the prothorax longer, more cylindrical, less rounded at side, and with the antennal segments more equal in length.

Genus *Iphra* Pascoe, 1869

KEY TO NEW GUINEA AREA SPECIES OF IPHRA

1. Pronotum and occiput with distinct fine longitudinal ridges; prothorax very little longer than broad..... 2
 Pronotum densely punctured, with obsolete striations; prothorax distinctly longer than broad; length 8 mm (Queensland)..... **triangulifera***
2. Pronotum with ridges partly extending for entire length, partly branching; antenna and legs partly pale; length 4 mm..... 120. **euderceoides**
 Pronotum with many short separate ridges; antenna and legs black to slightly pitchy; length 6 mm..... 121. **tillomorphoides**

120. *Iphra euderceoides* Gressitt, 1951, Ent. Soc. Amer., Ann. 44: 24, fig. 7 (Hollandia; CM).

DISTRIBUTION: New Guinea (N.).

121. *Iphra tillomorphoides* Pascoe, 1869, Ent. Soc. London, Trans. ser. 3, 3: 552 (Ceram; BM).

DISTRIBUTION: Ceram; New Britain.

One (BM) Rabaul, New Britain, H. W. Simmonds, appears to agree with the type.

TRIBE MOLORCHINI

KEY TO NEW GUINEA GENERA OF MOLORCHINI

1. Elytron greatly abbreviated..... 2
Elytron not greatly abbreviated, but strongly narrowed posteriorly; hind femur very suddenly clavate..... **Merionoeda**
2. Prothorax with evenly rounded side; body 4-5 × as long as broad; hind femur generally gradually clavate..... **Epania**
Prothorax with a large cavity at side; body at least 6 × as long as broad; hind femur somewhat suddenly clavate..... **Leptepania**

Genus *Epania* Pascoe, 1858

KEY TO PAPUAN SPECIES OF EPANIA

1. Posterior femur somewhat abruptly clavate; legs partly red..... 2
Posterior femur gradually clavate..... 4
- 2 (1). Legs partly red; hind femur, at least, entirely red or purplish brown..... 3
Legs metallic blue or black; scape black; antenna 1.5 × as long as body in ♂
..... 125. **albertisi**
- 3 (2). Pronotum and elytron steel blue to purplish, with silvery pubescence anteriorly at side; elytron asperate or granulose throughout; hind femur red (Solomon Is.) **rufipes***
Pronotum and elytron goldish green, with goldish pubescence anteriorly at side; elytron feebly asperate on median basal portion; hind femur with club purplish brown 124. **subvirida**
- 4 (1). Elytron metallic, bluish or greenish..... 5
Elytron reddish testaceous..... 6
- 5 (4). Elytron twice as long as broad, almost entirely closely granulose, steel blue.....
..... 122. **cobaltina**
Elytron less than twice as long as broad, not granulate except near apex, rather sparsely punctured basally..... 123. **fordi**
- 6 (4). Elytron yellowish brown with apex bluish; hind femur pale basally (Ceram)...
..... **discolor***
Elytron reddish testaceous; hind femur metallic black (Queensland)..... **australis***

122. *Epania cobaltina* Gressitt, 1951, Ent. Soc. Amer., Ann. 44: 28 (New Guinea; AMNH).

DISTRIBUTION: New Guinea (NE).

One, questionably this species (CAS), Finschhafen, Huon Pen., 15 June 1944, Ross.

123. *Epania fordii* Gressitt, n. sp.

Male: Pitchy brown to purplish or greenish blue: head bluish green, reddish on mouth parts and gena; antenna purplish brown, castaneous on segments 1-2; prothorax greenish blue, purplish brown anteriorly; elytron purplish brown tinged with bluish green; ventral surfaces pitchy brown tinged with purplish, more bluish on posterior margins of abdominal segments; legs reddish brown tinged with purplish on hind femur and tibia. Body largely clothed with suberect silvery to purplish hairs of different lengths; sides of prothorax near apex and base clothed with dense silvery pubescence; scutellum, hind coxa, side of abdominal segment 2, and parts of thoracic sternites clothed with dense silvery pubescence.

Head nearly as broad as prothorax, grossly punctured; frons higher than wide, slightly concave; vertex distinctly concave. Antenna 1.5× as long as body; scape moderately stout, sparsely punctured, nearly as long as segments 2+3; 4 slightly longer than 3, nearly as long as 5; 6-10 subequal, nearly as long as 5; 11 longest. Prothorax slightly longer than broad, constricted near base, slightly wider at middle than at apex, feebly constricted between central portion and apex; disc grossly and deeply reticulate-punctate, the punctures slightly smaller along median portion. Scutellum slightly broader than long, subtruncate posteriorly. Elytron less than twice as long as broad, strongly narrowed and obtusely rounded apically; disc moderately closely asperate-punctate. Ventral surfaces heavily punctured on side of metathorax, sparsely and more feebly punctured on abdomen. Legs with femora fairly stout, hind femur clavate for more than half its length, not very suddenly clavate; hind tibia fairly stout, arched; hind tarsal segment 1 slightly longer than 2+3. Length 6.9 mm; breadth 1.7 mm.

Female: Antenna slightly shorter than body, thickened and subserrate distally, segments 3-9 subequal in length. Length 8.5 mm; breadth 2.05 mm.

Paratype: Length 5.5-7.8 mm; breadth 1.6-1.8 mm.

DISTRIBUTION: New Guinea (NE).

Holotype, ♂ (BISHOP 2805), Bulolo, 885 m, S. of Lae, 17 Aug. 1956, E. J. Ford, Jr.; allotype, ♀ (BISHOP), 18 Aug. Ford; 4 ♀ paratypes (BISHOP, CAS, CSIRO), 17-26 Aug., Ford; 1 paratype (MCZ), Surprise Creek, Morobe Distr., Stevens.

Differs from *E. cobaltina* Gressitt in having the elytron less than twice as long as broad, rather sparsely punctured basally, and not granulate except near apex. Named for Mr. E. J. Ford, Jr., of Honolulu, the collector of this and much other New Guinea material in Bishop Museum.

124. *Epania subvirida* Gressitt, n. sp.

Female: Blackish to greenish or pitchy, in part ochraceous: head greenish pitchy, reddish on mouthparts; antenna purplish brown, ochraceous on scape; prothorax pitchy, greenish on disc; elytron pitchy reddish, tinged with green; ventral surfaces pitchy black tinged with green; fore and middle legs pale ochraceous; hind leg purplish brown, ochraceous on tarsus, apex of tibia and peduncle of femur. Body largely clothed with sparse suberect brownish or goldish hairs, only a few on undersides of basal antennal segments; apex and base of central portion of prothorax clothed with moderately dense golden pubescence; part of side of abdominal segment 2 with a band of silvery golden pubescence.

Head slightly narrower than prothorax, moderately punctured, more sparsely so on middle of vertex, and more densely on central portion of occiput; vertex very feebly concave. Antenna nearly as long as body, slightly thickened beyond middle but not distinctly serrate; scape moderately stout, sparsely punctured, barely as long as segments 2 + 3; 4 slightly longer than 3, subequal to 5, 6; 7-10 slightly shorter; 11 barely longer than 10. Prothorax a little longer than broad, much narrower at base than at apex, somewhat broader in middle than at apex; disc grossly reticulate-punctate, the punctures slightly larger at side. Scutellum short, concave apically. Elytron less than twice as long as broad, rounded apically; disc asperate-punctate, sparsely so near middle of base. Ventral surfaces sparsely punctured. Hind femur swollen in distal 2/3, not very suddenly clavate; hind tibia strongly arched, asperate; hind tarsal segment 1 longer than 2 + 3. Length 8.35 mm; breadth 1.7 mm.

DISTRIBUTION: New Britain.

Holotype, ♀ (BISHOP 2806), Keravat, 60 m, Gazelle Peninsula, New Britain, 11 Sept. 1955, Gressitt.

Differs from *E. rufipes* Gress. in having the pronotum and elytron goldish green, with goldish pubescence anteriorly at side, and in having the elytron feebly asperate on median basal portion, and the hind femur with club purplish brown instead of red.

125. *Epania albertisi* Breuning, 1956, Mus. Civ. Stor. Nat. Genova, Ann. 68: 244 (Yule I.; GENOVA).

DISTRIBUTION: New Guinea (Papua).

Genus *Leptepania* Heller, 1924

126. *Leptepania sulcicollis* Gressitt, 1951, Ent. Soc. Amer., Ann. 44 (2): 201, fig. 7 (Hollandia; CAS).

DISTRIBUTION: New Guinea (N.).

Genus *Merionoeda* Pascoe, 1858

KEY TO PAPUAN SPECIES OF MERIONOEDA

1. Basal segments of middle tarsus not greatly expanded externally in male (*Merionoeda*, s. str.)..... 2
 Basal segments of middle tarsus greatly expanded externally in male (*Ocytasia*); elytron yellowish; antenna and femoral club black (Kaioa)..... **fulvipennis***
 2. Elytron entirely black; ventral surfaces at least partly black..... 3
 Elytron black on apical half; antenna, femoral clubs, and hind tibia black; rest of body yellowish (Queensland)..... **australiae***
 3. Head, prothorax, anterior and middle tarsi, and last antennal segment, yellowish; elytron not ridged basally 128. **flavitaris**
 Head yellow with clypeus and side of face black; prothorax, fore tarsus yellowish; antenna with part of segment 7, and 8-11, yellowish 127. **melanopsis**
127. *Merionoeda* (*Merionoeda*) **melanopsis** Pascoe, 1869, Ent. Soc. London, Trans. ser. 3,

3: 572 (Aru; BM).

DISTRIBUTION: Aru.

128. *Merionoeda (Merionoeda) flavitarsis* Pascoe, 1869, Ent. Soc. London, Trans. ser. 3, 3: 571 (Dorey; BM).

DISTRIBUTION: New Guinea (Vogelkop).

TRIBE THRANIINI

Genus *Thranis* Pascoe, 1859

This genus was reviewed by me recently (1954, Hawaiian Ent. Soc., Proc. 15 (2): 317-26, 5 figs.).

KEY TO PAPUAN SPECIES OF THRANIUS

1. Elytra not obviously dehiscent before middle..... 2
Elytra obviously dehiscent before middle, pale; prothorax broader than long;
length 18 mm (Amboina).....**angustipennis***
- 2 (1). Pronotum not conspicuously raised on anterior portion of disc..... 3
Pronotum distinctly raised on anterior portion of disc..... 4
- 3 (2). Antennal segments 8-9 white; elytron dull brown; length 18 mm..... 129. **brunneus**
Antennal segments 8-9 not pale; elytron dark brown with a pale brown basal
area and a premedian pale spot; 11 mm (Batchian)..... **basalis***
- 4 (2). Prothorax fully as broad as long, the gibbosity somewhat flattened on top;
antennal segments 8-9 pale; elytron with a pale mark near base and another
near middle 130. **dentatipennis**
Prothorax slightly longer than broad, the gibbosity somewhat laterally compressed
anteriorly; antennal segments 8-9 not contrasted to rest in color; elytron
with a vague basal pale area; length 11 mm..... **solomonensis***

129. *Thranis brunneus* Pascoe, 1869, Ent. Soc. London, Trans. ser. 3, 3: 564 (Dorey, New Guinea; BM).

DISTRIBUTION: New Guinea (Neth., NE), New Britain.

Three, Wum, 840 m, upper Jimmi Valley, NE New Guinea, 16 July 1955, Gressitt; Karap, 1550 m, near Jimmi-Waghi Divide, 13 July 1955, light trap, Gressitt; and Keravat, 60 m, Gazelle Pen., New Britain, 28 Aug. 1955, light trap, Gressitt; 4 (SAM), Wareo and Finschhafen, Huon Pen., Wagner; one (DASF) Mirilunga, Melambi R., near Lae, 29 Dec. 1956, Ardley.

130. *Thranis dentatipennis* Gressitt, 1954, Hawaiian Ent. Soc., Proc. 15 (2): 320, fig. 1 (Hollandia; USNM).

DISTRIBUTION: New Guinea.

Two, Bisianumu, 500 m, near Port Moresby, 23 Sept. 1955, Gressitt; Tsenga, 1200 m, upper Jimmi Valley, NE New Guinea, 13 July 1955, Gressitt.

TRIBE PHLYCTAENODINI

Genus *Diotimana* Hawkins, 1942*(Diotima* Pascoe, 1859)

KEY TO NEW GUINEA SPECIES OF DIOTIMANA

- Pronotum with a raised smooth area on each side of median line anterior to middle, and median portion concave behind middle; elytron uniformly blackish brown... 132. *simonthomasi*
- Pronotum with an irregular area on each side of median line anterior to middle, and median portion hardly concave behind middle; elytron with vague premedian and postmedian paler areas with faint blackish brown spots..... 131. *ardleyi*

131. *Diotimana ardleyi* Gressitt, n. sp.

Female: Elongate, subparallel. Dark reddish brown, slightly paler reddish brown on front of head, most of elytron, and distal portions of antenna. Body largely clothed with fairly close, thin silvery buff pubescence and with dense suberect silvery buff pile on underside of hind thorax, and less dense scattered oblique or suberect hairs on other parts of ventral surfaces and legs, with a few shorter ones on antenna; pubescence on elytron slightly denser on most of area except basal 1/3, sutural stripe and a vague parasutural stripe near middle, these denser areas with widely scattered subglabrous spots appearing as dark spots in certain lights.

Head narrower than prothorax, very slightly narrowed behind eyes, finely grooved medially from anterior edge of frons to postoccipt, and largely micro-rugulose. Antenna 3/5 as long as body, tapering posteriorly, somewhat flattened in basal 2/3; scape thickest preapically, finely punctured, 3/4 as long as segment 3; 4 about as long as 1, slightly shorter than 5; 6-11 gradually decreasing in length. Prothorax distinctly broader than long, strongly constricted before apex, broadened just before middle at side and raised on basal portion of disc, thus having 2 low rounded tubercles at side, posterior 1 much higher than anterior 1; disc moderately flattened, slightly concave along median line and central portion; the rest slightly irregular and minutely punctured except for a small smooth area on each side of middle line slightly behind center. Scutellum broad, concave, obtusely rounded behind. Elytron very long, slightly narrowed behind middle, broadly rounded apically; disc minutely punctured throughout, and with 3 sublongitudinal raised lines, the inner 2 meeting some distance before apex. Ventral surfaces minutely granulose-punctate on thorax and finely and irregularly punctured on abdomen. Legs narrow, femora nearly parallel-sided; hind tarsal segment 1 nearly as long as 2-5 combined. Length 27.5 mm; breadth 6.8 mm.

Male: Antenna nearly as long as body, fairly broad and flattened on basal segments, with numerous long hairs beneath. Length 26 mm; breadth 5.8 mm.

DISTRIBUTION: New Guinea (NE, Papua).

Holotype, ♀ (BISHOP 2807), Bulolo, 600 m, Morobe Distr., NE New Guinea, 24 Sept. 1957, at light, Ardley; allotype, ♂ (AMNH), Mt. Dayman, 2230 m, N. slope, No. 4, Maneau Range, 19 May-19 June 1953, Tate (Fourth Archbold Exped.).

Differs from *D. undulata* (Pascoe) in being slightly smaller, and in having shorter

antenna, flatter pronotum, and in having the elytra with less distinct and less oblique bands. Named for Mr. John Ardley, an entomologist of the Territory of Papua and New Guinea, as a token of gratitude for extensive help.

132. *Diotimana simonthomasi* Gressitt, n. sp. Fig. 38.

Female: Dark brown, in part slightly reddish brown on front of head, basal antennal segments and parts of elytron. Body largely clothed above with thin pale golden buff pubescence, and beneath with denser golden pubescence on abdominal segments, and oblique fine golden buff pile on hind thorax, with scattered fine suberect hairs on other portions of body, including a few on elytron; in certain lights elytron appears to be straight with pale pubescence and marked with a few glabrous spots as well as glabrous stripes, but in other lights the appearance is fairly uniform.

Head not quite as broad as prothorax, minutely granulose-punctate, slightly depressed between anterior margins of upper eye-lobes. Antenna $3/5$ as long as body, scape moderately thickened distally, minutely punctured, about as long as segment 3; 4 slightly shorter than 3, subequal to 5; 6-11 decreasing in length. Prothorax about $2/3$ as long as broad, obtuse at side, and constricted just before apex; disc irregularly raised on each side, concave along median portion, raised area of each side forming 3-4 irregular tubercles, 2 of which are near posterior lateral portion of disc, but well above tubercle of side; surfaces microgranulose-punctate. Scutellum rounded-truncate behind, concave in center. Elytron very slightly and gradually narrowed posteriorly, rounded at apex; disc finely punctured, much more finely and densely so beyond basal $1/3$, and with 3 raised lines all of which merge before apex. Ventral surfaces minutely punctured on hind thorax, a little more sparsely punctured on abdomen. Legs slender and flattened, hind tarsal segment 1 slightly shorter than 2-5 combined. Length 26 mm to apex of elytron; breadth 6.1 mm.

Male: Body slightly more reddish anteriorly, and more dull testaceous brown posteriorly; antenna $5/6$ as long as body, quite hairy beneath.

DISTRIBUTION: New Guinea (Neth.).

Holotype, ♀ (BISHOP 2808), Sibil, 1250 m, Sterrengebergte, Netherlands New Guinea, 5 June 1958, at light, R. T. Simon Thomas; allotype, ♂ (BISHOP), 15 June, from *Araucaria*; two paratypes, ♂, ♀ (LEIDEN, BISHOP), 15 June, Simon Thomas.

Differs from *D. undulata* (Pascoe) and *ardleyi* Gress. in being less pubescent, more uniform in color, with the pronotum smoother, more concave medially, and the elytron a little more heavily punctured basally. Named for the collector, Mr. R. T. Simon Thomas, as a token of gratitude for many kindnesses.

TRIBE TESSAROMMATINI

Genus *Tessaromma* Newman, 1840

133. *Tessaromma argenteonigra* Gressitt, n. sp. Fig. 39.

Pitchy black, in part clothed with silvery pubescence; antennal supports and occiput slightly reddish, scape reddish except on underside, antennal segments 3-4 reddish except on apices; legs pitchy with tarsi and femoral peduncles testaceous. Body largely clothed above with close pubescence which appears silvery in certain lights, forming varying patterns

on elytron: in some lights elytron appearing to have 2-3 oblique black bands and apices black with the remainder silvery, these patterns reversed or otherwise changed in different lights; antenna with 1 or more long hairs on each segment; body largely clothed with sparse erect hairs.

Head nearly as broad as prothorax, finely granulose; vertex broadly concave, with antennal supports strongly raised. Antenna slightly longer than body, tapering; scape strongly swollen preapically, pitted near base, finely punctured, slightly longer than segments 2 + 3; segments 3-4 subequal, shorter than 5; 6-10 slightly shorter than 5, decreasing in length. Prothorax about as long as breadth in middle, constricted basally and between middle and apex, subacutely tuberculate at side, very strongly swollen on disc which is somewhat grooved medially and finely sculptured. Scutellum longer than broad, narrowed and rounded behind, fairly pale. Elytron parallel-sided, obtusely rounded apically; disc with 3-4 rows of widely spaced punctures visible through pubescence. Ventral surfaces feebly punctured. Hind femur clavate for apical 1/2; hind tibia slightly sinuate; hind tarsal segment 1 slightly longer than 2 + 3. Length 8.8 mm; breadth 1.95 mm.

Paratype: Length 8.5 mm; breadth 2.3 mm.

DISTRIBUTION: New Guinea (NE, Neth.).

Holotype, ♀ ? (BISHOP 2809), Bulolo, 880 m, Morobe Distr., NE New Guinea, 25 Aug. 1956, E. J. Ford, Jr.; paratopotype, ♀ (BISHOP), 27 Aug., Ford. Paratype (LEIDEN), Sibil, Sterrengb. (Star Mts.), 15 June 1958, R. T. Simon Thomas.

Differs from *T. nigroapicalis* Auriv. in being darker, largely black instead of reddish brown, with the prothorax and elytron entirely black.

TRIBE APHNEOPINI

Genus *Zoedia* Pascoe, 1862

134. *Zoedia intricata* Gressitt, n. sp. Fig. 40.

Testaceous brown, extensively marked with dark brown to pitchy brown: head reddish brown, paler between eye-lobes, darker beneath; antenna testaceous with scape and apices of segments 3-7 reddish brown; prothorax pitchy brown, testaceous bordered with pale reddish brown along central portion of disc from apex to base; scutellum pale brown; elytron testaceous, extensively marked with pitchy black: 2 narrow stripes on sutural 1/2 in basal 2/5, the inner stripe extending nearly to middle, humeral area pitchy, continued posteriorly as 3 brownish to pitchy stripes which are fused a slight distance before apex, also fusing with these 3 is a stripe which is almost a continuation of the second basal stripe, and between this and suture is an arcuate blackish stripe bordered internally with an arcuate pale area which is slightly interrupted near its middle at suture, the latter interruption continues as a broadening preapical sutural stripe; ventral surfaces pitchy brown on thorax, ochraceous on abdomen; legs very pale with middle and hind femoral clubs and apices of hind tibiae reddish brown. Body very finely clothed with minute pubescence, and with widely scattered suberect pale bristles on elytron, mostly near suture or in apical 1/2.

Head slightly broader than thorax, slightly broader before eyes than behind eyes; surfaces finely granulose-punctate; vertex deeply rounded concave between antennal supports. Antenna slightly longer than body, slender; scape thickest slightly before apex, slightly

longer than segment 3; 4 slightly shorter than 3; 5 a little longer than 1; 6-11 decreasing slightly in length. Prothorax about as broad as long, strongly and subacutely toothed just behind middle of side; disc even, finely rugulose. Scutellum small, narrowed and rounded behind. Elytron very slightly broadened to just before apical narrowing; apex narrowly and obliquely truncate; disc finely punctured, punctures in part stronger along edges of dark stripes, and largely disappearing in apical 1/3. Ventral surfaces finely granulose-punctate on thorax, sparsely punctured on abdomen. Femora strongly toothed below just before apices, more strongly so in hind femur. Hind tarsal segment 1 nearly as long as 2-5 combined. Length 7.6 mm; breadth 1.8 mm.

DISTRIBUTION: New Guinea (Papua).

Holotype, ♀ (BISHOP 2810), Bisianumu Rubber Exper. Sta., 500 m, near Sogeri, NE of Port Moresby, 10 Aug. 1957, Szent-Ivany. Three specimens (BM, BISHOP) not designated paratypes, Mafulu, Papua, 1200 m, Jan. 1934, Cheesman, Mt. Nomo, S. of Mt. Bougainville, 200 m, Feb. 1936, Cheesman, and Japen I.: Camp 2, Mt. Eiori, 600 m, Sept. 1938, Cheesman.

Differs from *Z. triangularis* Pascoe in having more complicated elytral markings, with several longitudinal incomplete stripes instead of a common triangular mark.

TRIBE PIESARTHRIINI

KEY TO NEW GUINEA GENERA OF PIESARTHRIINI

1. Antenna very strongly flabellate..... 2
Antenna more or less serrate..... 3
2. Lobes of antennal segments fringed with slender hairs on all sides **Aprosictus**
Lobes of antennal segments not fringed with slender hairs..... **Piesarthrius**
3. Antenna distinctly flattened, serrate; muzzle fairly short..... **Coptopterus**
Antenna slender, barely toothed apically; muzzle moderately long..... **Lygesis**

Genus **Aprosictus** Pascoe, 1866

KEY TO NEW GUINEA SPECIES OF APROSICTUS

Antenna lobed on one side only; elytral apex toothed..... 136. **bilineatus**
Antenna lobed on both sides; elytral apex truncate, untoothed..... 135. **truncatus**

135. **Aprosictus truncatus** Aurivillius, 1916, Ark. Zool. **10** (19): 4, pl. 1, fig. 3 (Sepik; STOCKHOLM).

DISTRIBUTION: New Guinea (NE).

136. **Aprosictus bilineatus** Ritsema, 1881, Leyden Mus., Notes 3: 145 (Waigeu; LEIDEN).

DISTRIBUTION: Waigiou.

Genus **Piesarthrius** Hope, 1834

137. **Piesarthrius frenchi** (Blackburn)

Anatisis frenchi Blackburn, 1891, Linn. Soc. N. S. Wales, Proc. ser. 2, 5: 4 (Queensland; NMV).

Piesarthrius frenchi, Gahan, 1893, Ent. Soc. London, Trans. 1893: 181.

DISTRIBUTION: Australia (Q.); New Guinea (Papua).

One ♂ (AM), Mediri, Fly River, Mr. Beach.

Genus *Coptopterus* Hope, 1834

KEY TO NEW GUINEA SPECIES OF COPTOPTERUS

1. Prothorax more or less cylindrical, generally longer than broad; elytron fairly narrow, rounded apically..... 2
- Prothorax broader than long, generally narrowed apically; elytron broad, truncate, or at least toothed, apically..... 4
- 2 (1). Antennal segments more or less parallel-sided; prothorax irregularly rugose, somewhat generally pubescent..... 3
- Antennal segments widened at apices; prothorax with very large punctures, subglabrous except for narrow stripes of ochraceous pubescence; elytron largely pale..... 139. **aequatorius**
- 3 (2). Prothorax subcylindrical; humerus and extreme elytral base impunctate, smooth and shiny black..... 140. **papuensis**
- Prothorax distinctly narrowed apically; humerus only partly smooth and impunctate 138. **musgravei**
- 4 (1). Elytron truncate apically with 2 sharp teeth..... 5
- Elytron rounded externally at apex, with a strong sutural spine; antennal segments 3-10 acuminate produced apically 141. **sepicanus**
- 5 (4). Elytron heavily punctured on basal half, almost impunctate on apical 1/2, twice as long as head and prothorax combined..... 6
- Elytron not contrastingly punctured on anterior and posterior halves, 3 × as long as head and prothorax combined; elytron entirely brownish; antenna slender; prothorax narrowed anteriorly and with an ochraceous incomplete stripe on each side of disc..... 143. **baliemensis**
- 6 (5). Side of each abdominal segment with 2 spots of yellowish pubescence; posterior portion of elytron testaceous, subtransparent..... 142. **latus**
- Side of each abdominal segment with 1 spot of whitish pubescence; posterior portion of elytron pale fawn color, nitid (Queensland, Banks Is.)..... **partitus***

138. *Coptopterus musgravei* McKeown, 1940, Australian Mus., Rec. 20 (5): 303 (N. S. Wales; AM).

DISTRIBUTION: Australia (NSW); New Guinea (Papua).

One (BM), Kokoda, 350 m, NE Papua, Aug. 1933, Cheesman, and 1 (AM), Mt. Lamington, NE Papua, Jan.-Feb. 1929, McNamara, agree reasonably with a specimen from New South Wales.

139. *Coptopterus aequatorius* Gressitt, n. sp.

Male: Testaceous to pitchy reddish brown: head reddish brown; prothorax pitchy brown tinged with reddish and blackish; scutellum reddish; elytron reddish ochraceous basally with a black spot on disc just behind humerus and a smaller black spot on side farther behind humerus, testaceous in second 1/4 and brownish on apical 1/2 with some longitudinal testaceous markings on disc and apical 1/2; ventral surfaces reddish brown, paler on basal portions of abdominal segments; legs reddish ochraceous, pitchy at apices of femora. Body sparsely clothed with fairly short pale hairs; antenna very thinly clothed with minute buff pubescence, with sparse pale hairs on scape; pronotum with an incomplete stripe of golden pubescence on side of disc, and a short posterior median stripe; scutellum densely clothed with golden pubescence; posterior end of metepisternum, and hind coxa moderately golden pubescent.

Head nearly as broad as prothorax, abbreviated anteriorly, subrugose-punctate; frons small, constricted above, slightly raised above middle; vertex narrowly concave between antennal insertions. Antenna 1/3 longer than body, fairly broad, strongly flattened; scape narrower than segment 3, sparsely punctured and shiny, not quite as long as 3; 4 slightly shorter than 3; 5 subequal to 3 and 6-10, 11 longest; 3-10 acute ectoapically. Prothorax subcylindrical, constricted at extreme apex, coarsely rugose-punctate, with some small raised callosities on central portion of disc. Scutellum small, triangular. Elytron not quite twice as long as head and prothorax combined, moderately narrowed to third 1/4, then parallel for a short distance and narrowed and rounded externally; disc grossly punctured on basal 1/2, minutely punctured posteriorly. Ventral surfaces shallowly punctured on metasternum, minutely and sparsely punctured on abdomen. Femora short, broad, and moderately flattened; hind tibia shorter than femur, moderately broad; hind tarsal segment 1 distinctly shorter than 2 + 3. Length 13 mm; breadth 3.25 mm.

Paratypes: Length 13-14 mm; breadth 3-3.8 mm.

DISTRIBUTION: Waigiou; New Guinea (NE, Papua).

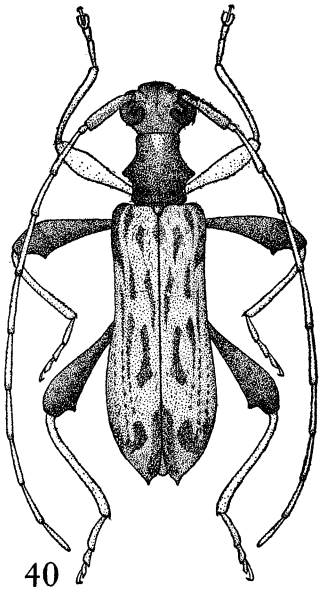
Holotype, ♂ (British Mus., N. H.), Waigeu I., Camp Nok, 750 m, Apr. 1938, Miss Evelyn Cheesman; 3 ♂ paratopotypes (BM, BISHOP), Apr. and June, Cheesman; 1 ♂ paratype (SAM), Mt. Lamington, 400 m, NE Papua, McNamara; 1 ♂ paratype (BISHOP), Wareo, Finschhafen, Wagner; 1 ♀ paratype (BUDAPEST) Fenichel, New Guinea.

Differs from *C. musgravei* McKeown in having the antennal segments more widened and produced apically, the prothorax with much larger punctures, and the elytron more pale, with two subbasal black spots and some faint discal brown markings.

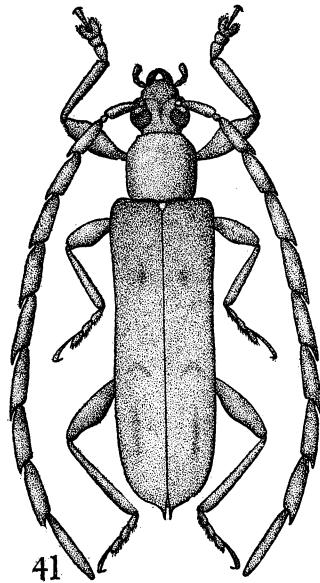
140. *Coptopterus papuensis* Gressitt, n. sp. Fig. 12.

Male: Pitchy brown to blackish and testaceous: head pitchy brown; antenna dull brown, darker basally, shiny on scape; prothorax dark reddish brown, in part pitchy; elytron bluish black at extreme base, pitchy on basal 1/2 and reddish brown apically but with 2 testaceous zigzag marks, 1 just before and other just behind middle; ventral surfaces pitchy reddish brown; legs reddish brown, pitchy black on apical portions of femora and tibiae and most of fore femur. Body moderately clothed with greenish buff pubescence, sparser and more whitish on elytron, denser and subochraceous on scutellum, and much finer and thinner on antenna except for scape.

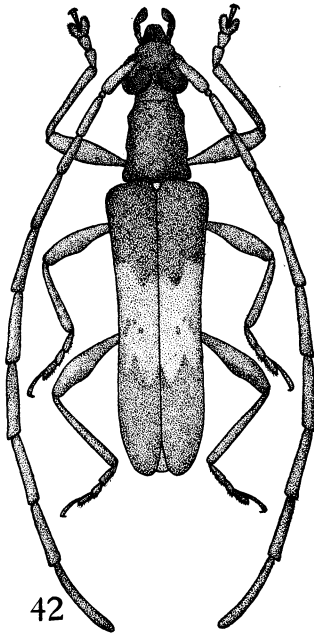
Head about as broad as prothorax, rugose-punctate; frons transversely raised at middle; vertex concave and grooved medially to between upper eye-lobes; occiput impunctate at



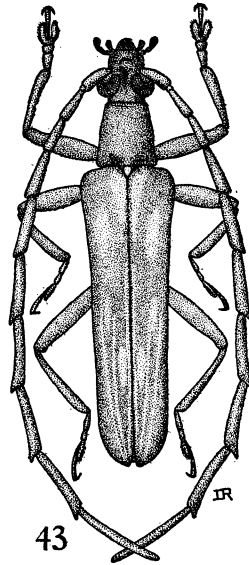
40



41



42



43

Fig. 40, *Zoedia intricata* n. sp., Japen I; 41, *Coptopterus sepicanus* n. sp., holotype; 42, *Lygesis ornata* Blackburn, Jimmi Valley; 43, *Uracanthus albopleuron* n. sp., holotype.

center. Antenna $1/4$ longer than body, flattened, narrowed distally; scape moderately stout, about as long as segment 3; 4 slightly shorter than 3 or 5; 5-11 increasing slightly in length; 5-10 subacute ectoapically. Prothorax subcylindrical, slightly constricted at extreme apex, very deeply narrowed between base and middle; disc coarsely and irregularly rugose, with an irregular raised area along central portion, and a triangular smooth area on side near base. Scutellum subtrapeziform, rounded behind. Elytron about twice as long as head and prothorax combined, narrowed from base to somewhat behind middle, broadly rounded apically; disc smooth and shiny on basal and humeral areas, rather strongly punctured to about middle and then somewhat more finely punctured to apex. Ventral surfaces moderately punctured on metasternum and abdomen. Hind femur feebly swollen; hind tibia straight and stout; hind tarsal segment 1 much longer than 2 + 3. Length 21 mm; breadth 4.4 mm.

Paratype: Length 18 mm; breadth 4.2 mm.

DISTRIBUTION: New Guinea (Papua).

Holotype, ♂ (BISHOP 2811), Kiunga, 15 m, Upper Fly River, 15-21 July 1957, Wm. W. Brandt; paratype, ♂ (AM), Mt. Lamington, NE Papua, McNamara.

Differs from *C. musgravei* McKeown in having the prothorax cylindrical, hardly longer than broad, with the antenna broader, the humerus and elytral base smooth, shiny and impunctate, and the legs and ventral surfaces darker.

141. *Coptopterus sepicanus* Gressitt, n. sp. Fig. 41.

Female (?): Reddish brown, elytron ochraceous basally and testaceous beyond basal third, with a pitchy spot behind and below humerus, and a small pitchy spot near suture and near end of basal third, an incomplete subtransverse brownish band slightly behind middle, and 2 narrow longitudinal brownish stripes in apical $1/4$, besides extreme apex pitchy; ventral surfaces and legs somewhat reddish. Body moderately clothed with whitish buff pubescence, denser on ventral surfaces, scutellum, moderately dense on head and pronotum, and sparsest on basal $1/2$ of elytron; antenna thinly clothed with much finer and closer buff pubescence, sparser and longer on scape.

Head narrower than prothorax, barely longer than broad, rugose-punctate, with a small impunctate area in center of occiput; frons depressed above; vertex moderately concave between antennal insertions, grooved medially. Antenna $1/5$ longer than body, moderately broad and flattened, segments 3-10 acute ectoapically; scape narrower than segments 3-11, finely punctured, slightly shorter than 3; 3-11 increasing slightly in length. Prothorax slightly broader than long, constricted apically, feebly constricted between base and middle, about as broad just anterior to middle as at base; disc coarsely rugose, slightly more raised along median line just behind center and on anterior portion of disc on each side of center. Scutellum subtriangular. Elytron broad, slightly narrowed to just before apex, obliquely rounded apically with sutural angle strongly acuminate; disc grossly punctured on basal $1/2$, finely punctured posteriorly. Ventral surfaces rugose on metasternum, finely punctured on abdomen. Hind femur moderately widened, slightly flattened; hind tibia straight, fairly broad; hind tarsal segment 1 shorter than 2 + 3 and shorter than 5. Length 21 mm; breadth 5.75 mm.

DISTRIBUTION: New Guinea (E.).

Holotype, ♀ (BISHOP 2812), Korop, 1300 m, upper Jimmi Valley, N. of Waghi-Sepik Divide, NE New Guinea, 12 July 1955, light trap, Gressitt; 1 ♂ paratype (BUDAPEST), British New Guinea.

Differs from *C. partitus* McKeown in being a little more slender, with the antenna more slender and the elytron with a single apical tooth instead of two.

142. *Coptopterus latus* Gressitt, n. sp. Fig. 15.

Male: Reddish brown, in part pitchy or testaceous: head and thorax reddish tinged with pitchy, elytron reddish to pitchy basally, ochraceous in second quarter, testaceous on remainder except for an arcuate reddish discal spot just behind center, and extreme apex reddish, ventral surfaces pitchy on thorax and ochraceous on abdomen, legs ochraceous with apices of femora and tibiae pitchy; antenna dull brown with scape ochraceous. Body very sparsely clothed with pale hairs above except for ochraceous pubescence forming a slightly oblique longitudinal line on side of pronotal disc, a postmedian longitudinal stripe and scutellum entirely ochraceous pubescent; ventral surfaces more hairy, abdominal segments 1-4 with 2 spots of dense yellowish pubescence on side of each and moderately dense pubescence on apical margins.

Head not quite as broad as prothorax, coarsely rugose-punctate; frons constricted above, slightly raised above middle; vertex somewhat narrowly concave between antennal insertions. Antenna 1/4 longer than body, quite broad with segments 3-10 strongly produced, acute ectoapically; scape shiny, gradually thickened to apex, finely punctured, as long as segments 2 + 3; 3-10 increasing slightly in length; 11 longest. Prothorax slightly broader than long, subparallel-sided, constricted at extreme apex and feebly constricted between base and middle; disc coarsely rugose-punctate, with small irregular callosities, side subreticulate-punctate and irregular. Scutellum longer than broad, triangular. Elytron about twice as long as head and prothorax combined, narrowed posteriorly, with apex obliquely truncate with 2 strong teeth, the outer stronger than sutural; disc grossly punctured on basal 3/5, much more finely punctured posteriorly. Ventral surfaces rugose on metasternum, sparsely and finely punctured on abdomen. Hind femur feebly swollen; hind tibia straight, moderately stout; hind tarsal segment 1 moderately broad, shorter than 2 + 3. Length 24 mm; breadth 7 mm.

Female: Antenna 1/5 longer than body, less broadly expanded than in male; ochraceous stripe at side of pronotal disc extending from base almost to apex. Length 24 mm; breadth 6.5 mm.

Paratypes: Length 23-25.5 mm; breadth 6.1-7.1 mm.

DISTRIBUTION: New Guinea; Waigiou.

Holotype, ♂ (BISHOP 2812), Bewani R.-territ, 1200 m, Neth. New Guinea, 1939, W. Stüber; allotype, ♀ (LEIDEN), Araucaria Camp, 800 m, near Idenburg River, Mar. 1939, Toxopeus, Neth. Ind.-Amer. Exped.; 2 paratypes (BM, BISHOP), Waigeu I., Camp 1, Mt. Nok, 750 m, May 1938, Miss Cheesman; 2 paratypes (BM) Ekei-Kei, Papua, 450 m, 1907, Pratt; 1 ♂ paratype (BUDAPEST) Gingala, Huon Gulf, 1898, Biro; 1 ♂ paratype (DASF), Popondetta, Papua, 28 Nov. 1956, at light, Ardley; 1 ♀ paratype (BISHOP) Aiyura, 1800 m, E. Highlands, 9 Jan. 1959, Barrett.

Differs from *C. partitus* McKeown in being larger, in having each side of first four

abdominal segments with two spots of yellowish pubescence, instead of one spot of white pubescence, and in having the elytron testaceous and subtransparent posteriorly.

143. *Coptopterus baliemensis* Gressitt, n. sp.

Male: Reddish ochraceous, in part pitchy: head reddish, pitchy anteriorly; antenna dull brown with scape reddish ochraceous; prothorax reddish to pitchy; elytron reddish ochraceous, slightly pitchy on base, humerus, and just behind humerus, as well as extreme apex; ventral surfaces reddish ochraceous, in part pitchy; legs reddish with apices of femora and tibiae slightly pitchy. Body sparsely clothed above with pale buff hairs, an obliquely longitudinal stripe of ochraceous pubescence on side of pronotal disc from base to anterior to middle; scutellum densely clothed with pale ochraceous pubescence; ventral surfaces with rather long suberect hairs on hind thorax and femora and more recumbent hairs on abdomen and tibiae; antenna with very thin and short pubescence, with some longer hairs on scape.

Head distinctly narrower than prothorax, slightly elongate anteriorly, closely punctured on frons and feebly punctured on occiput; frons raised in center; vertex somewhat narrowly concave between antennal supports. Antenna 1/4 longer than body, flattened but moderately narrow; scape slender, finely punctured, about as long as segment 3; segments 3-10 increasing very slightly in length; last distinctly longer; 5-10 acute ectoapically. Prothorax broader than long, narrowed from base to apex, slightly constricted behind middle; disc irregularly rugose, without distinct punctures on disc. Scutellum rounded triangular. Elytron more than twice as long as head and prothorax combined, gradually narrowed posteriorly; apex obtusely truncate with 2 strong and slender spines; disc moderately punctured on basal 1/2, a little less strongly punctured posteriorly, with a slightly irregular carina along second 1/4. Ventral surfaces moderately punctured on metasternum, partly impunctate on abdomen. Hind femur not very broad, finely punctured; hind tibia straight, thickened distally; hind tarsal segment 1 distinctly shorter than 2 + 3. Length 26 mm; breadth 7 mm.

Paratype: Length 25.5 mm; breadth 6.4 mm.

DISTRIBUTION: New Guinea (Neth.).

Holotype, ♂ (BISHOP 2813), Moss Forest Camp, 2600-2800 m, Baliem Valley, Netherlands New Guinea, 9 Oct.-5 Nov. 1938, L. J. Toxopeus, Neth. Ind.-Amer. Exped.; paratype, ♂ (LEIDEN), Lake Habbema, 3250-3300 m, late July-late Aug., Toxopeus, Neth. Ind.-Amer. Exped.

Differs from *C. spinosus* (Fauvel) in having the prothorax trapeziform, narrowed anteriorly, and striped on side of disc, and the elytron less grossly punctured.

Genus *Lygesis* Pascoe, 1865

144. *Lygesis ornata* Blackburn, 1892, Roy. Soc. S. Australia, Trans. 15 (1): 63 (Queensland; NMV). Fig. 42.

DISTRIBUTION: Australia (Q.); New Guinea.

Five specimens are tentatively referred to this species: 1, Karap, 1550 m, Jimmi Valley, N. of Waghi-Sepik Divide, 20 July 1955, Gressitt; 1 (DASF), Port Moresby, Newtown, 25 Feb. 1955, F. Vivian; 1 (AM), Mt. Lamington, Papua, May 1927, McNamara; 1 (SAM), Wareo, Finschhafen, Wagner; 1 (CM), Hollandia, 21 Nov. 1944, Hoogstraal.

TRIBE URACANTHINI

Genus *Uracanthus* Hope, 1833

KEY TO NEW GUINEA SPECIES OF URACANTHUS

1. Pronotal disc with a large glabrous area edged externally with pubescence..... 2
 Pronotal disc without a large glabrous area..... 3
 2. Glabrous pronotal area transversely ridged, edged by a narrow pubescent stripe;
 elytral apex broadly rounded..... 145. *declivis*
 Glabrous pronotal area smooth, shiny blackish, edged by pubescent lateral portion;
 elytral apex angulate and strongly spined..... 146. *stueberi*
 3. Prothorax conical, wider at base than at middle, irregularly rugose; metapleuron
 and scutellum densely clothed with silvery white pubescence 147. *albopleuron*
 Prothorax as broad at middle as at base, transversely corrugated; metapleuron
 and scutellum not white..... 148. *daviumbus*
145. *Uracanthus declivis* Gressitt, 1951, Ent. Soc. Amer., Ann. 44: 25, fig. 6 (Wareng, Geelvink Bay; TAIWAN AGR. RES. INST.).

DISTRIBUTION: New Guinea (Vogelkop).

146. *Uracanthus stueberi* Gressitt, n. sp. Fig. 14.

Female: Reddish brown, dark chestnut brown on occiput, neck and prothorax, pitchy brown on fore femur and tibia. Body moderately clothed with adpressed pale pubescence, much denser on head and prothorax, except for a suboblong shiny glabrous area on most of the length of pronotal disc; abdomen very sparsely pubescent; legs moderately pubescent. Head about as broad as prothorax, moderately punctured; frons deeply concave on each side, glabrous in center, with a median groove; vertex feebly concave, medially grooved. Antenna not quite as long as body, fairly slender; scape slightly flattened and broadened just before apex, finely punctured, nearly as long as segments 2 + 3; 3-4 subequal in length, each slightly shorter than 5; 5-10 decreasing very slightly in length; 11 longest. Prothorax about as long as broad, moderately tapering anteriorly, widest at base; disc smooth and shiny on glabrous area, irregularly punctured on pubescent side, with a few large granules. Scutellum slightly longer than broad, rounded behind. Elytron more than twice as long as head and prothorax combined, feebly narrowed posteriorly, with apex obliquely truncate and acuminate toothed at middle of apex; disc moderately punctured on basal half, finely punctured posteriorly. Ventral surfaces somewhat rugose on side of thorax, smooth and almost impunctate on abdomen. Hind femur gradually broadened, somewhat flattened; hind tibia nearly straight; hind tarsal segment 1 not quite as long as 2 + 3. Length 31.2 mm; breadth 6.85 mm.

DISTRIBUTION: New Guinea (Neth.).

Holotype, ♀ (LEIDEN), Bewani R. territ., 1200 m, Neth. New Guinea, 1939, W. Stüber.

Differs from *U. gigas* Lea in having the pronotal disc smooth, glabrous, with well-defined pubescent borders, in having the elytron smoother, with the ectoapical tooth more slender, and the third antennal segment relatively longer.

147. *Uracanthus albopleuron* Gressitt, n. sp. Fig. 43.

Male: Pitchy black to reddish brown, scutellum and metepisternum clothed with dense silvery white pubescence; head and prothorax pitchy, antenna dull reddish brown, more shiny on scape, elytron shiny black on humerus, reddish brown on most of remainder, with some narrow testaceous stripes near suture and along median line behind basal portion; ventral surfaces largely pitchy brown; legs reddish to pitchy. Body moderately clothed with pale subadpressed hairs and some suberect paler hairs beneath, in addition to white pubescent areas.

Head longer than broad, narrower than base of prothorax, rugose-punctate; frons slightly raised above middle; vertex rather deeply grooved between antennal insertions, grooved to between upper eye-lobes which are fairly close. Antenna 1/4 longer than body, flat but not very broad; scape hardly broader than following segments, distinctly punctured, as long as segments 2 + 3; 3-4 subequal; 5 longer than 4, 5-10 increasing slightly in length; 11 longest. Prothorax slightly longer than broad, tapering anteriorly, feebly constricted just behind middle; disc coarsely rugose, slightly raised on each side before apex, and with a small glabrous area on side near base. Scutellum longer than broad, rounded truncate apically. Elytron twice as long as head and prothorax combined, distinctly narrowed posteriorly, rounded apically; disc coarsely punctured throughout, with 2 longitudinal ridges on posterior 2/3. Ventral surfaces moderately punctured on metasternum, finely punctured on abdomen. Hind femur rather slender; hind tibia straight; hind tarsal segment 1 shorter than 2 + 3 and shorter than 5. Length 21 mm; breadth 4.55 mm.

Paratype: Length 19 mm; breadth 4.2 mm.

DISTRIBUTION: New Guinea (NE).

Holotype, ♂ (BISHOP 2814), Daulo Pass, 2500 m, Asaro-Chimbu Divide, E. Highlands, 12 June 1955, Gressitt; paratype, ♂ (MCZ), Mt. Misim, 2000 m, Morobe Distr., Stevens.

Differs from *U. loranthi* Lea in having the prothorax narrower, widest at base and more rugose, and the elytron broader at humerus and more rounded apically.

148. *Uracanthus daviumbus* Gressitt, 1951, Ent. Soc. Amer., Ann. 44: 24 (Lake Daviumbu; AMNH).

DISTRIBUTION: New Guinea (Papua).

TRIBE CALLIPRASONINI

Genus *Syllitus* Pascoe, 1859

KEY TO NEW GUINEA SPECIES OF SYLLITUS

- 1. Elytron largely brown, with costae largely pale; head and thorax largely or entirely pale 2
- Elytron black or dark pitchy, with dark or pale costae..... 4
- 2 (1). Elytral apex not acuminate produced..... 3
- Elytral apex acuminate produced; elytron testaceous with a variable broad sinuous brown stripe; length 10-15 mm..... 151. **undulatus**
- 3 (2). Elytron pale on side before middle and near suture at middle, with costa 2 slightly sinuate, not parallel to 1; occiput and median portion of pronotal disc often

- pitchy..... 150. **papuanus**
 Elytron brown with costae 1-2 and external margin, and adjacent portions of disc, pale; costae 1-2 straight and parallel; occiput and pronotum pale... 149. **microps**
- 4 (1). Elytron with costae 1-2, or 1, largely pale..... 5
 Elytron entirely dark, without pale stripes..... 7
- 5 (4). Elytron with costae 1-2 and external margin largely pale..... 6
 Elytron with only costa 1 pale; body slightly bronzy; head and prothorax dark 155. **stellamontis**
- 6 (5). Head, prothorax, and femora generally pitchy; elytral costae 1-2 subparallel, 2 pale for 2/3 its length..... 156. **sexlineatus**
 Head, prothorax, and femora generally red; elytral costae 1-2 widely separated in middle, 2 pale for most of its length 157. **buloloensis**
- 7 (4). Prothorax red or orange; head largely or partly red or orange; elytron acuminate apically 8
 Prothorax and head black or pitchy; elytron acuminate or not..... 9
- 8 (7). Head and prothorax entirely reddish orange, not very shiny; occiput nearly impunctate; pronotal disc with swellings low, subelongate..... 153. **bicolor**
 Head and prothorax shiny; upper part of head pitchy; prothorax and rest of head ochraceous; occiput finely punctured; pronotal disc with swellings prominent, rounded..... 154. **insularis**
- 9 (7). Elytron acuminate apically; head shiny, finely and sparsely punctured; prothorax distinctly longer than broad, shiny, sparsely and finely punctured ... 158. **niger**
 Elytron obtuse apically; head partly dull, slightly rugose; prothorax barely longer than broad, somewhat dull, finely granulose-punctate..... 159. **minor**
- 149. Syllitus microps** Blackburn, 1900, Roy. Soc. Victoria, Proc. 8: 232 (S. Australia, Victoria, Tasmania; BM).—McKeown, 1937, Australian Mus., Rec. 20 (2): 111, pl. 18, fig. 1 (Queensland).

DISTRIBUTION: Australia; Tasmania, New Guinea (Papua).

One, Oro Bay, NE Papua, 12 July 1944, A. H. Mallery; 1, Wakainua, Normanby I., 1-10 Dec. 1956, Brandt; 2 (SAM), Mt. Lamington, NE Papua, 400 m, McNamara. Three slightly questionable specimens (BM), Kokoda, 350 m, July-Aug. 1933, Cheesman.

150. Syllitus papuanus Gestro, 1875, Mus. Civ. Stor. Nat. Genova, Ann. 7: 1021 (Papua; GENOVA).—Gressitt, 1951, Ent. Soc. Amer., Ann. 44: 27 (L. Daviumbu).

S. sinuatus McKeown is very close to this species, and may prove to be a synonym.

DISTRIBUTION: New Guinea.

Two, Wum, 840 m, upper Jimmi Valley, NE New Guinea, 18 July 1955, Gressitt; 2 (AMNH), Moroka, 1100 m, Papua, 1895, Anthony; 14 (AMNH), Mt. Dayman, 1550 m, N. Slope No. 5, Maneau Range, Papua, 30 June-13 July 1953, Tate; 1 (SAM), Finschhafen, Wagner; 1 (LEIDEN), Rattan Camp, 1200 m, near Idenburg R., Feb.-Mar. 1939, Toxopeus, Neth. Ind.-Amer. Exped.

151. Syllitus undulatus Heller

Syllitus (Hoplosyllitus) undulatus Heller, 1914, Nova Guinea 9: 657 (Heuve1-Biwak, Aroa R.; AMSTERDAM).

Syllitus undulatus, Gressitt, 1951, Ent. Soc. Amer., Ann. **44**: 28 (Fly R., Hollandia, Windesi-Majosi).

DISTRIBUTION: New Guinea; Waigiou, Japen, E. Papua Is., New Britain.

Three, Gisiluve, and 3, Ti, 800–1050 m, Nakanai Mts., 26–29 July 1956, New Britain, partly in light trap, Ford. Eight, Daulo Pass, 2400 m, Asaro-Chimbu Divide, 12–13 June 1955, partly in light trap, Gressitt; 2, Korop, 1300 m, upper Jimmi Valley, 12 July 1955, Gressitt; 2 Enarotali, 1900 m, Wisselmeren, 20 Aug. 1955, Gressitt; 1, Kiunga, 15 m, upper Fly R., 4 July 1957, Brandt; 25 (LEIDEN) Rattan Camp, Feb–Mar. 1939, Toxopeus, Neth. Ind.-Amer. Exped.; 2, Bernhard Camp, 50 m, July–Sept. 1938, Olthof; 20 (LEIDEN), Mist Camp, 1800 m, Jan. 1939, Toxopeus, Neth. Ind.-Amer. Exped.; 4 (MCZ), Dobodura, Papua, 1944, Darlington; 1 (SAM), Mt. Lamington, McNamara; 2 (MCZ), Morobe Distr., Stevens; 2 (BM), Cyclops Mts., Sabron, June 1936, Cheesman; (BM), Waigeu, Camp Nok, 1938, Cheesman; 4 (BM), Japen I., Camp 2, Mt. Eiori, Sept. 1938, Cheesman; 1, Sibil, Sterrengeb., June 1958, Simon Thomas; 1 (AMNH) Lake Daviumbu, Fly R., Aug. 1936, Archbold; 5 (AMNH) Mt. Dayman, Maneau Range, 700 m, N. slope No. 6, July 1953, Tate, Ferguson I.: Mts. between Agamoia and Ailuluai, 900 m, No. 4, June 1956, Brass. Normanby I.: 5 (AMNH), Mt. Pabinama, 820 m, No. 2, May 1956, Brass. Rossel I.: 1 (AMNH) Abaleti, 0–50 m, No. 12, Sept. 1956, Brass. Sudest I.: 30 (AMNH), Mt. Riu, 250–350 m, No. 10, Sept. 1956, Brass, Fifth Archbold Exped.

152. *Syllitus spinosus* Gahan, 1915, B. O. U. and Wollaston Exped. Dutch New Guinea **1** (Col. 3): 4 (Mimika R.; BM).

This species is very close to *S. undulatus*. A few specimens from Ahl Valley (Waghi Valley), Mt. Misim, Top Camp and Mist Camp, probably belong here.

DISTRIBUTION: New Guinea (Neth.).

153. *Syllitus bicolor* (Schwarzer)

Hoplosyllitus bicolor Schwarzer, 1924, Nova Guinea **15**: 58 (Pionier Bivak; AMSTERDAM?).

Syllitus bicolor, Gressitt, 1951, Ent. Soc. Amer., Ann. **44**: 26 (Fly R., Wasian).

DISTRIBUTION: New Guinea; Waigiou, Japen.

Twenty, Wum, 840 m, upper Jimmi Valley, NE Guinea, 17 July 1955, mostly in light trap, Gressitt; Kiunga, 15 m, upper Fly River, 4–8 July 1957, Brandt; 4 (BM), Waigeu I., Camp Nok, 750 m, Apr. 1938, Cheesman; 2 (BM), Japen I., Camp 2, Mt. Eiori, 600 m, Sept. 1938, Cheesman; 3 (LEIDEN), Bewani Mts., 400 m, Humboldt Bay, July 1937, Stüber; 4 (BM), Cyclops Mts., Sabron Camp 2, 600 m, July 1936, Cheesman; 2 (PARIS), Wareo; 2 (LEIDEN), Bernhard Camp, 50 m, Idenburg R., July–Nov., 1938, Olthof, Neth. Ind.-Amer. Exped.; 2 (SAM), Krisa, Vanimo, N. New Guinea, Apr. 1939, Cheesman.

154. *Syllitus insularis* Gressitt, n. sp.

Female: Pale ochraceous to black: head pitchy above, testaceous on neck, ventral surface, gena, and mouthparts; antenna pitchy black, slightly reddish at end of scape; prothorax yellowish ochraceous; scutellum ochraceous; elytron pitchy black, slightly brownish on costae; hind thorax, abdomen, and legs dark brown, slightly reddish on coxae

and tarsi. Body subglabrous above, clothed with very fine sparse pubescence on legs and ventral surfaces.

Head distinctly broader than prothorax, finely, in part sparsely punctured; vertex medially grooved. Antenna as long as body, slender; scape gradually thickened distally, very slightly arched, slightly longer than segments 2-4 combined; segments 3-11 decreasing very slightly in length. Prothorax a little longer than broad, widest behind middle, constricted between middle and apex and about as broad at apex as constriction; disc shiny, minutely and sparsely punctured, with 4 rounded nodes on central portion, side rounded in basal portion. Scutellum longer than broad, finely punctured. Elytron broadest behind middle, acuminate apically; disc with distinct carinae which are subparallel, with about 4 irregular puncture-rows between costae 1-2 and 2 in the other spaces. Ventral surfaces minutely punctured. Legs slender; hind femur slightly thickened; hind tibia straight; hind tarsal segment 1 as long as 2 + 3. Length 8 mm; breadth 1.55 mm.

Paratypes: Length 5.4-8 mm; breadth 1-1.35 mm.

DISTRIBUTION: New Britain; Waigiou.

Holotype, ♀ (BISHOP 2815), Gisiluve, 1050 m, Nakanai Mts., central New Britain, 26 July 1956, light trap, E. J. Ford, Jr.; 2 paratopotypes (BISHOP), 25-27 July, Ford; 2 paratypes (CAS, CSIRO), Sio, 600 m, near N. coast, 24 July and Ti, 1000 m, Nakanai Mts., 29 July, light trap, all central New Britain, 1956, Ford. Six (BM, BISHOP), tentatively referred here, are from Waigeu I., Mt. Nok and Camp Nok, Apr.-May 1938, Cheesman.

Differs from *S. bicolor* in having the head and prothorax more shiny, the head partly pitchy, the occiput finely punctured, and the four swellings on the pronotal disc prominent, and rounded, instead of low and subelongate.

155. *Syllitus stellamontis* Gressitt, n. sp. Fig. 44.

Female: Pitchy black, tinged in part with brown: head dark reddish pitchy, pale reddish on mouthparts including palpi; antenna blackish at base of scape, gradually paler distally, becoming pale brown on segment 11; prothorax dark reddish pitchy; elytron dark pitchy with costa 1 pale brown from near base to slightly before apex; ventral surfaces pitchy brown on hind thorax, reddish brown with black apical borders on abdominal segments; legs pitchy brown, reddish brown on tarsi and apices of tibiae. Body sparsely clothed above with very brief pale hairs; more densely clothed beneath.

Head broader and longer than prothorax, smooth, nearly impunctate beneath, sparsely punctured on frons and occiput, medially grooved on former and swollen on latter. Antenna 4/5 as long as body, slender; scape a little longer than segments 2-4 combined; 3-11 subequal in length. Prothorax longer than broad, widest behind middle, constricted anteriorly; disc with 4 swellings, moderately rugose-punctate. Elytron slightly widened behind middle, acuminate apically; disc with 11 distinct rows of punctures behind middle, with 4 strong subparallel costae, reaching almost to apex. Ventral surfaces closely and finely punctured. Legs short; hind femur reaching to end of abdominal segment 3; hind tarsal segment 1 = .5 × 2-5 combined. Length 7.65 mm; breadth 1.2 mm.

Paratypes: Length 6.6-8 mm; breadth 1-1.4 mm.

DISTRIBUTION: New Guinea (Neth.).

Holotype, ♂ (BISHOP 2816), Sibil, 1250 m, Sterrengebergte, Netherlands New Guinea,

5 June 1958, at light, R. T. Simon Thomas; allotype, ♀ (BISHOP), same data; 7 paratypes (BISHOP, LEIDEN, AMSTERDAM, BM), 5 and 15 June, Simon Thomas.

Differs from *S. acanthias* McKeown in being almost entirely pitchy black, with only first costa pale. Differs from *S. niger* Gress. in being blacker, a little more metallic, with the legs darker, and in having the first elytral costa pale, and thicker, and with the pronotum a little more finely and more regularly punctured.

156. *Syllitus sexlineatus* Gressitt, 1951, Ent. Soc. Amer., Ann. 44: 27, fig. 10 (Hollandia, Koitaki; CM).

DISTRIBUTION: New Guinea (Neth., Papua).

One, Wum, 840 m, upper Jimmi Valley, 16 July 1955, Gressitt; 11 (BM), Mafulu, 1200 m, Papua, 1934, Cheesman.

157. *Syllitus buloloensis* Gressitt, n. sp.

Female: Reddish ochraceous to blackish and whitish: head and prothorax reddish ochraceous; antenna brownish black; scutellum brown; elytron pitchy black with a slight greenish tinge, two discal carinae and external margin whitish testaceous almost to apices, the first costa extending farther posteriorly; ventral surfaces pitchy black; legs ochraceous, duller on tibiae and tarsi. Body largely glabrous above, with some very minute pale pubescence on antenna; ventral surfaces thinly clothed with silvery pubescence, which is longer on abdominal segment 1.

Head as broad as prothorax, finely and sparsely punctured on frons, vertex slightly concave; occiput minutely granulose-punctate. Antenna $4/5$ as long as body; scape slightly longer than segments 2 + 3; 3-10 decreasing slightly in length; 11 = 7. Prothorax slightly longer than broad, obtusely widened behind middle, narrowed anteriorly, narrowest at extreme apex; disc slightly uneven, minutely punctured, with 4 feebly raised areas on central portion. Scutellum small, longer than broad. Elytron elongate, widest near middle with carinae 1-2 prominent, more widely separated in central portion, carina 3 less distinct, not pale; punctures small and dense, several in a line between carinae 1 and 2. Ventral surfaces minutely punctured; abdominal segment 1 much broader and longer than each of others. Legs short and slender; hind tarsal segment 1 nearly as long as 2 + 3. Length 6.6 mm; breadth 1.05 mm.

Paratypes: Length 5.2-6.1 mm; breadth .9-1 mm.

DISTRIBUTION: New Guinea (NE).

Holotype, ♀ (BISHOP 2817), Bulolo, 880 m, Morobe Distr., NE New Guinea, 31 Aug. 1956, light trap, E. J. Ford, Jr.; 17 paratypes (BISHOP, CAS, US, CSIRO, BM, DASF), 880-1020 m, 14-26 Aug., light trap, Ford. Two from Wau, 960 m, 23 Aug. 1956, Ford, may represent the male sex, or possibly another species. They have head and prothorax pitchy, abdominal segment 1 not much larger than others and segments 1-4 each with a depressed shiny area at side. Length 6 mm; breadth .95 mm.

Differs from *S. sexlineatus* Gressitt in being smaller, less parallel-sided, with the head and prothorax reddish, and the first two elytral costae widely separated in middle instead of subparallel.

158. *Syllitus niger* Gressitt, n. sp.

Female: Black, slightly reddish pitchy on top of head, center of pronotum, apex of antenna, and fore and middle legs; faintly tinged with pitchy on most of rest of surfaces. Body nearly glabrous above, some very minute pale pubescence on antenna; ventral surfaces and legs thinly clothed with minute pale pubescence.

Head distinctly broader than prothorax, nearly as broad as elytron, finely and sparsely punctured; frons and vertex medially concave. Antenna slightly longer than body, slender; scape distinctly longer than segments 2-4 combined, nearly straight; segments 3-10 decreasing slightly in length; 11 about as long as 7. Prothorax slightly longer than broad, obtusely convex at side, slightly widened between middle and apex; disc moderately shiny, minutely and sparsely punctured, with 4 raised nodes which are partly punctured. Scutellum minute, longer than broad. Elytron long, nearly parallel-sided, with 4 fine carinae, 1-2 separated by about 3 punctures. Ventral surfaces very minutely punctured. Legs slender; hind femur not quite reaching apex of abdominal segment 3; hind tibia straight and slender; hind tarsal segment 1 nearly as long as 2 + 3. Length 7 mm; breadth 1.05 mm.

Paratypes: Length 6.6-8.4 mm; breadth 1.05-1.25 mm.

DISTRIBUTION: New Guinea (NE, Neth.).

Holotype, ♀ (BISHOP 2818), Wum, 840 m, upper Jimmi Valley, N. of Waghi-Sepik Divide, NE New Guinea, 17 July 1955, light trap, Gressitt; paratopotype (BISHOP), 18 July; 1 paratype (PARIS), Wareo, Finschhafen, Huon Pen.; 2 paratypes (LEIDEN), Rattan Camp, 1150 m, and Araucaria Camp, 800 m, Feb.-Mar. 1939, Toxopeus, Neth. Ind.-Amer. Exped.; 10 (BM), Cyclops Mts., Sabron Camp 1 and 2, 4-600 m, May-June 1936, Cheesman.

Differs from *S. sexlineatus* Gressitt in being entirely black or pitchy, without pale stripes on the elytral costae, and in having the elytral apex acuminate instead of obtuse.

159. *Syllitus minor* Gressitt, n. sp.

Female: Pitchy black, with a slightly reddish tinge; mouthparts reddish ochraceous; underside of head reddish; body largely fairly dull, slightly shiny on parts of head and underside of anterior portion of prothorax. Body sparsely clothed with very minute pubescence, slightly more distinct on ventral surfaces.

Head slightly broader than prothorax, moderately punctured on frons and occiput; vertex distinctly concave between antennal insertions. Antenna 4/5 as long as body; scape longer than segments 2-4 combined; segments 3-10 decreasing very slightly in length; 11 about as long as 8. Prothorax slightly longer than broad, strongly rounded behind middle of side, constricted between middle and apex, narrowest at extreme apex; disc finely rugose-punctate. Scutellum quite narrow. Elytron long, nearly parallel-sided, obtusely rounded apically; disc finely and subregularly punctured, with 4 fine carinae, all extending almost to apex. Ventral surfaces minutely granulose-punctate. Legs short and slender, hind tarsal segment 1 shorter than 2 + 3. Length 6 mm; breadth .85 mm.

Paratypes: Length 5-6.2 mm; breadth .85-.95 mm.

DISTRIBUTION: New Guinea; Waigiou.

Holotype, ♀ (BISHOP 2819), Urapura (Ugapuga), 1530 m, Kamo Valley, Wisselmeren, Netherlands New Guinea, 11 Aug. 1955, Gressitt; 1 paratype (BISHOP), Wum, 840 m, upper Jimmi Valley, NE New Guinea, 17 July 1955, light trap, Gressitt; 2 (SAM), Mt. Lamington, 400 m, NE Papua, McNamara; 1 paratype (PARIS), Wareo, Finschhafen; 2 paratypes (BM), Waigau I., Camp Nok, 750 m, Apr. 1938, Cheesman; 2 paratypes (BM), Cyclops Mts., Sabron Camp 2, at 600 m, June 1936, Cheesman.

Differs from *S. sexlineatus* Gressitt in being smaller, entirely black or pitchy, without stripes and in having the prothorax less shiny, more densely punctured, and the head more heavily punctured.

TRIBE DISTICHOCERINI

Genus *Distichocera* Kirby, 1818

160. *Distichocera monticola* Gressitt, n. sp. Fig. 13.

Male: Body largely black, with elytron ochraceous brown except on apex; body extensively clothed with pubescence as follows: head clothed with purplish black above, pale golden on frons and with scattered golden brown hairs beneath and at sides; antenna very briefly clothed with thin steel blue to purplish pubescence; prothorax densely clothed with thick golden pubescence beneath and on sides to nearly 1/2 way between lateral tubercle and middle of disc, remainder of disc with dark blue to purplish pubescence; scutellum with purplish blue pubescence; elytron clothed with golden on front and side of humerus, thinly clothed with purplish blue on most of disc, and with purplish black along side; ventral surfaces largely clothed with thick golden pubescence except for mes- and metepisterna, parts of sides of abdominal segments 1-2, bases of segments 3-4 and all of 5; legs clothed with steely blue pubescence except on bases and undersides of femora which are clothed with golden.

Head distinctly narrower than prothorax, strongly concave between antennal supports and upper eye-lobes, finely punctured. Antenna 4/5 as long as body, bilabellate; scape thick, finely punctured, about 1/2 as long as segment 3; 3-10 decreasing in length but with upper and lower projections gradually increasing in length, the upper lobes slightly longer than lower lobes on segments 3-6, lobes of 10 reaching almost to apex of 11. Prothorax a little broader than long, bluntly tuberculate a little before middle of side, narrowed basally but with a blunt tubercle before postero-lateral angle; disc largely even and micropunctulate, but with median area slightly raised posteriorly and bordered on each side with a longitudinal depression. Scutellum large, obtusely rounded posteriorly. Elytron strongly narrowed posteriorly, rounded truncate at apex; disc with 5 raised lines; 1 ending at end of basal 1/3, 2-3 more strongly raised and meeting just before commencement of black apical portion, intervening areas minutely punctured. Ventral surfaces finely punctured. Legs moderately stout; femora feebly swollen; hind tarsal segment 1 nearly as long as 2-5 combined. Length 23 mm; breadth 6.3 mm.

DISTRIBUTION: New Guinea (Papua).

Holotype, ♂ (BISHOP 2820), Mendi (N. side of valley), 1700 m, Southern Highlands, N. Papua, 8 Oct. 1958, Gressitt; paratopotype, ♂, same data.

Differs from *D. macleayi* Newman in being slightly smaller and more narrow, and in having the vertex more broadly concave between upper eye-lobes, the prothorax much less pubescent, being largely black with golden buff pubescence at side, with the disc longitudinally grooved instead of transversely, on each side of median swelling anterior to base, and in having the elytra less dehiscent apically and more greenish blue at sides.

TRIBE CALLICHROMINI

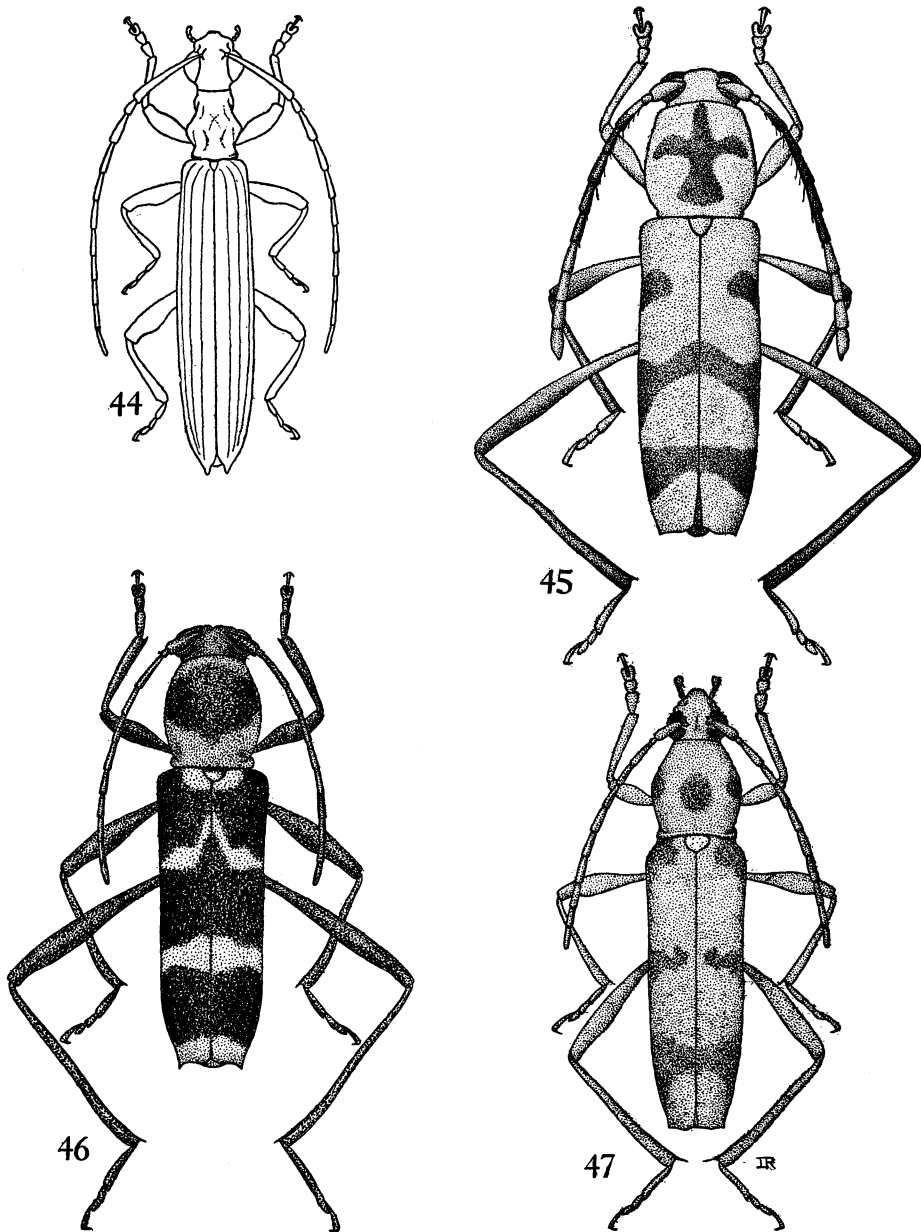


Fig. 44, *Syllitus stellamontis* n. sp., holotype; 45, *Clytus oriolinus* (Pascoe), Bulolo; 46, *Chlorophorus praetextus* (Pascoe), Kokoda-Pitoki; 47, *C. aurantiacus* Auriv., Swart Valley.

Genus *Chloridolum* Thomson, 1864

KEY TO NEW GUINEA SPECIES OF CHLORIDOLUM

1. Femora uniformly colored, or at least not bright red basally and purplish apically 2
Femora bright red basally and purplish or bluish apically..... 4
- 2 (1). Length over 30 mm; antenna bluish or blackish brown; legs more or less reddish brown or bluish brown..... 3
Length under 20 mm; antenna ochraceous beyond middle of segment 3; legs bluish or pitchy brown, with bases of femora sometimes testaceous..... 166. **vermiculatum**
- 3 (2). Elytron green with fine silvery white pubescence (Solomon Is.)..... **superbum***
Elytron brown with yellowish pubescence..... 167. **pittinum**
- 4 (1). Elytron green and blackish blue or golden green and bluish..... 5
Elytron brown, reddish basally, with a green stripe; scutellum reddish orange; pronotum with a pair of dark spots..... 165. **rufescens**
- 5 (4). Pronotum almost entirely striolate..... 6
Pronotum with a large central rugose or granulose-punctate area, sometimes divided by a median smooth strip..... 7
- 6 (5). Elytron with a golden green stripe clothed with transversely arranged yellowish pubescence; pronotum irregular..... 161. **dorycum**
Elytron with a narrow brassy green stripe; pronotum fairly even..... 162. **distinctum**
- 7 (5). Pronotum with a keystone-shaped discal rugose area with partly longitudinal rugae; elytron with a broad golden-green band, in part coarsely punctured... .. 163. **praetorium**
Pronotum with a broad subtriangular granulose-punctate area with a median shiny stripe; elytron with a narrow brownish to greenish stripe with minute punctures..... 164. **papuanum**

161. *Chloridolum dorycum* (Boisduval)

Cerambyx dorycus Boisduval, 1835, Voy. Astrolabe, Ins. 2: 519, pl. 8, fig. 4 (Dorey; PARIS).
Chloridolum dorycum, Pascoe, 1869, Ent. Soc. London, Trans. ser. 3, 3: 590 (Aru).—Gahan, 1915, B. O. U. and Wollaston Exped. Dutch New Guinea 1 (Col. 3): 5 (Mimika R., Utakwa R.).—Gressitt, 1951, Ent. Soc. Amer., Ann. 44 (2): 202 (Hollandia).

DISTRIBUTION: New Guinea; Japen.

Four, Busu R., 100 m, near Lae, 14–15 Sept. 1955, Gressitt; 3 (SAM), Mt. Lamington, 400 m, McNamara; 5 (SAM), Wareo and Finschhafen, Wagner; 1 (SAM), Mt. Gyifrie, N. New Guinea, Apr. 1939, Cheesman; 1 (SAM), Mt. Lamington; 1 (BM), Japen I., Mt. Baduri, 300 m, July 1938, Cheesman; 2 (CSIRO), Subitana, Papua, Sept. 1949, Brandt; 1 (CM), Sogeri, Papua, July 1919, Zimmer; 18 (LEIDEN): 9, Hollandia, July 1938, 1, Araucaria Camp, 800 m, Mar. 1939, 8, Bernhard Camp, 100 m, Apr. 1939, Toxopeus, Neth. Ind.–Amer. Exped. A specimen (KØBENHAVN ex LEIDEN) from Dorey seems to agree with BM Aru material, but differs slightly from the above material.

162. *Chloridolum distinctum* Pascoe, 1869, Ent. Soc. London, Trans. ser. 3, 3: 594 (Saylee;

- BM).—Gressitt, 1951, Ent. Soc. Amer., Ann. **44** (2): 202 (Maffin Bay).
 DISTRIBUTION: New Guinea (Neth.).
- 163. Chloridolum praetorium** Pascoe, 1869, Ent. Soc. London, Trans. ser. 3, 3: 591 (Amboyna, Ceram; BM).
 DISTRIBUTION: Moluccas; New Guinea (?).
 Two (STOCKHOLM), questionably this species, New Guinea, one by Duivenbode.
- 164. Chloridolum papuanum** Gressitt, 1951, Ent. Soc. Amer., Ann. **44** (2): 202 (Palmer R., Fly R.; AMNH).
 DISTRIBUTION: New Guinea (Papua).
 Nine, Kiunga, upper Fly River, 1–9 Oct. 1957, Brandt; 2 (AM), Mt. Lamington, Aug.–Sept. 1929, McNamara.
- 165. Chloridolum rufescens** Pascoe, 1869, Ent. Soc. London, Trans. ser. 3, 3: 590 (Waigeu; BM).
 DISTRIBUTION: Waigiou.
 One (BM), rather questionably this species, Waigeu, Camp Nok, Apr. 1938, Cheesman.
- 166. Chloridolum vermiculatum** Gressitt, 1951, Ent. Soc. Amer., Ann. **44** (2): 204, fig. 8 (Hollandia; CAS).
 DISTRIBUTION: New Guinea (Neth.).
 One (BM), Cyclops Mts., Sabron, 350 m, 15 June 1936, Cheesman; 1 (CAS), somewhat questionably this species, Maffin Bay, June 1944, Ross.
- 167. Chloridolum pittinum** Schmidt, 1922, Deutsche Ent. Zeitschr. **1922**: 219 (New Guinea; ZMB).
 DISTRIBUTION: New Guinea (NE?).

TRIBE CLYTINI

KEY TO NEW GUINEA GENERA OF CLYTINI

1. Antennal insertions generally more widely separated than the width of an eye; antennal segments 3–4 not spined apically..... 2
- Antennal insertions fairly close, but if separated by a distance of nearly the width of an eye, then antennal segment 3 spined apically..... 4
- 2 (1). Front of head lacking distinct carinae in central portion of frons..... 3
- Front of head with distinct carinae on frons as well as on its lateral margins..... *Xylotrechus*
- 3 (2). Hind tarsal segment 1 at least twice as long as 2 + 3; hind femur long..... *Perissus*
- Hind tarsal segment 1 less than twice as long as 2 + 3; hind femur not extending much beyond elytral apex..... *Clytus*
- 4 (1). Antennal segments 3–4 not spined apically..... 5
- Antennal segments 3–4 or 3–5 spined apically..... *Demonax*

- 5 (4). Antenna slender; segment 3 distinctly longer than scape..... **Rhaphuma**
 Antenna not particularly slender; segment 3 about as long as scape..... **Chlorophorus**

Genus **Xylotrechus** Chevrolat, 1860

KEY TO NEW GUINEA SPECIES OF XYLOTRECHUS

1. Frontal carinae very long, narrowly V-shaped..... 2
 Frontal carinae not extremely long, generally not forming a narrow V-shaped structure..... 3
- 2 (1). Pronotum generally black, its disc closely granulose; elytral bands 2-3 rarely divided along median line..... 168. **australis**
 Pronotum often brown or orange, its disc asperate-punctate or sparsely granulose; elytral bands 2-3 generally distinctly divided along median line of elytron..... 169. **variicollis**
- 3 (1). Median frontal carinae short, almost completely fused..... 4
 Median frontal carinae slightly divided in upper 3/5; antenna and legs ochraceous; basal 3/5 of elytron reddish brown with vague darker brown oblique bands..... 171. **gazellinus**
- 4 (3). Elytral apex subtruncate, toothed externally, very slightly convex; elytron with a broad black area between median and apical pale bands; ventral surfaces with white bands on mesosternum, posterior border of metasternum, and abdominal segment 1..... 170. **velutinus**
 Elytral apex slightly emarginate; elytron black with 4 pale bands: 1 vague, 2 arcuate, 3 narrow and angulate at suture, 4 apical..... 172. **hypoleucus**

168. Xylotrechus australis (Castelnau and Gory).

Clytus australis Castelnau and Gory, 1835, Monogr. Clytus, 99, pl. 19, fig. 118 (New Guinea).
Xylotrechus australis, Chevrolat, 1863, Soc. R. Sci. Liège, Mem. 18 : 319.—Gahan, 1915, B. O. U. and Wollaston Exped. Dutch New Guinea 1 (Col. 3) : 5 (Mimika R.).—Gressitt, 1951, Ent. Soc. Amer., Ann. 44 (2) : 206.

DISTRIBUTION: New Guinea; Normanby, Sudest, New Britain (?)

Three, Normanby I.: Wakaiuna, Nov. 1956, Brandt; 2 (AMNH), Sudest I.: Mt. Riu, 250-350 m, No. 10, Sept. 1956, Brass (V Archbold Exped.).

Two (AMNH), Peria Creek, Kwagira R., 50 m, No. 7, Aug.-Sept. 1953, Tate; 2 (AM), Yule I., Nov. 1933, Oldham; 2 (AM), Lae, Dec. 1944, Brooks; 1 (AM), Wewak, Taylor; 4, Busu R., near Lae, Sept. 1955, Gressitt; 1, Lae, May 1956, Ford; 3 (SAM), Wareo, Finschhafen, Wagner; 1 (MCZ), Oro Bay, Dec. 1943, Darlington; 1 (BM), Kokoda, July 1933, Cheesman; 1 (DASF), Port Moresby, May 1941, Jones; 1 (CM), Saputa, near Buna, 1943, Sperry; 1 (MCZ), Bialowat, Morobe Distr., Aug., Stevens; 1, Bulolo, Aug. 1956, Ford; 1, Wum, Jimmi Valley, July 1955, Gressitt; 10 (CM, CAS), Hollandia, Dec. 1944, Hoogstraal and Jewett; 22 (LEIDEN, AMNH, BOGOR), Bernhard Camp, 50 m, July-Sept. 1938, Olthof, Neth. Ind.-Amer. Exped.; 1, Idenburg R., 400 m, July-Sept. 1938, Olthof; 2 Hollandia, July 1938, Toxopeus; 1 (BM), Mt. Nomo, S. of Mt. Bougainville, 200 m, Feb. 1936, Cheesman; 4 (MCZ), Manokwari, Vogelkop, T. Barbour; 3 (BM), Waigeu, Camp Mt. Nok, 750 m, May 1938, Cheesman.

One, slightly questionable, Cape Gloucester, New Britain, Jan.-Feb. 1944, Darlington.

169. *Xylotrechus variicollis* (Fairmaire)

Clytus (Xylotrechus) variicollis Fairmaire, 1883, Soc. Ent. Belg., Ann. 27: 52 (Duke of York Is.; PARIS).

DISTRIBUTION: Duke of York Is.; New Britain, New Ireland.

Ten, Keravat, Gazelle Pen., New Britain, 31 Aug., 1 Sept. 1955, Gressitt; 1 Sio, N. coast, New Britain, 24 July 1956, Ford; 1 (DASF), Keravat, Feb. 1956, Szent-Ivany; 1 (AM), Iboki to Talasea, New Britain, Dec. 1929, C. Harslett; 1 (DEI) Mope, Neupommern, J. Schneider. One (AM), New Ireland.

170. *Xylotrechus velutinus* (Macleay)

Clytus velutinus Macleay, 1886, Linn. Soc. N. S. Wales, Proc. ser. 2, 1: 202 (Fly River; AM?).

Xylotrechus velutinus, Aurivillius, 1912, Col. Cat. 39: 367.

DISTRIBUTION: New Guinea (Papua, Neth.); Japen, New Britain.

One (ANSP), Milne Bay, Papua; 1 (CAS), Hollandia, Feb. 1945, Jewett; 10 (LEIDEN, AMNH, BOGOR), Bernhard Camp, 50 m, July-Sept. 1938, Olthof, Neth. Ind.-Amer. Exped.; 1, Araucaria Camp, 800 m, Mar. 1939, Toxopeus, Neth. Ind.-Amer. Exped. One (BM), Japen I.: R. Manai-Undei, 150 m, Oct. 1938, Cheesman. One, Sio, N. coast, New Britain, 600 m, 24 July 1956, Ford.

171. *Xylotrechus gazellinus* Gressitt, n. sp.

Female: Body pitchy black, in part pale reddish brown or clothed with pale pubescence: head blackish except for reddish mouthparts, largely clothed with golden pubescence; antenna reddish ochraceous, slightly duller distally; prothorax blackish clothed with greenish yellow pubescence except for a black cross centered on middle; scutellum black with thin greenish yellow pubescence; elytron reddish brown on basal 3/5 and on apical triangle, and blackish between, the former area with 3 vague bands of golden pubescence; band 2 narrow, oblique and interrupted, 3 triangular, and the apical area more densely clothed with golden; ventral surfaces dull reddish brown, largely clothed with dense golden pubescence except across middle of metasternum and metepisternum and on mesepisternum; legs ochraceous, sparsely clothed with thin goldish pubescence.

Head a little narrower than prothorax, closely punctured; frons with median carinae fused below, forming a very narrow "V"-shaped structure. Antenna barely 3/5 as long as body, slightly thickened distally; scape nearly as long as segment 3; 3 distinctly longer than 4, barely longer than 5-11, each. Prothorax as broad as long, evenly rounded at side; disc moderately asperate-punctate, with a slight swelling on midline behind center, followed by a slight depression. Scutellum short, broadly rounded behind. Elytron about twice as long as head and prothorax combined, minutely punctured, slightly sinuate-truncate apically, with outer angle toothed and inner angle rounded. Ventral surfaces finely granulose or punctate. Legs fairly slender; hind tarsal segment 1 not quite twice as long as remaining combined. Length 9.2 mm; breadth 2.4 mm.

DISTRIBUTION: New Britain.

Holotype, female (BISHOP 2822), Keravat, 60 m, primary forest near Lowlands Agriculture Experiment Station, Gazelle Peninsula, New Britain, 31 Aug. 1955, Gressitt.

Differs from *X. australis* (Cast. & Gory) in having the frontal carinae much shorter and more narrowly V-shaped, the prothorax more evenly rounded at side, not broadest near base, the elytron less clearly and less regularly banded, the elytral base, antenna and legs pale reddish brown.

172. *Xylotrechus hypoleucus* Pascoe, 1869, Ent. Soc. London, Trans. ser. 3, 3: 609 (Aru; BM).

DISTRIBUTION: Aru.

Genus *Perissus* Chevrolat, 1863

KEY TO NEW GUINEA SPECIES OF PERISSUS

Prothorax longer than broad, with sometimes a vague black spot on each side of disc; elytral pale bands 1-2 continuous along suture; elytral apex sinuate-truncate, outer corner with a feeble tooth.....173. *glaucinus*
 Prothorax broader than long, widest behind middle, with a distinct black spot on each side of disc; elytral pale bands 1-2 rarely continuous; elytral apex distinctly emarginate, outer corner with a distinct tooth..... 174. *x-littera*

173. *Perissus glaucinus* (Boisduval)

Clytus glaucinus Boisduval, 1835, Voy. Astrolabe 2: 483, pl. 9, fig. 22 (Pacific).

Perissus glaucinus, Chevrolat, 1863, Soc. R. Sci. Liège, Mem. 18: 265 (Australia).—Pascoe, 1869, Ent. Soc. London, Trans. ser. 3, 3: 615 (Moluccas, W. New Guinea).

Clytus trizonatus Blanchard, 1853, Voy. Pôle Sud, Zool. 4: 270, pl. 16, fig. 7 (New Guinea, Moluccas).—Fairmaire, 1883, Soc. Ent. Belg., Ann. 27: 52 (Duke of York Is.).

Perissus femoralis Chevrolat, 1863, Soc. R. Sci. Liège, Mem. 17: 264 (Borneo, Aru).

DISTRIBUTION: Australia; Indonesia, New Guinea, Japen, Duke of York Is.

Two, Bisianumu, 500 m, near Port Moresby, 23-24 Sept. 1955, Gressitt; one, Wanuma, Adelbert Mts., 23 Oct. 1958, Gressitt (host 3205); six (BM, BISHOP), Japen I.: Mt. Baduri, 300 m, Aug. 1938, and R. Manai-Undei, 150 m, Oct. 1938, Cheesman; one, Mondo, Papua, 1500 m, Feb. 1934, Cheesman.

The following species was mistakenly recorded by me as this species (1951, Ent. Soc. Amer., Ann. 44: 207, Hollandia).

174. *Perissus x-littera* Chevrolat, 1863, Soc. R. Sci. Liège, Mem. 18: 263 (Aru; PARIS?).

Perissus antennatus Pascoe, 1869, Ent. Soc. London, Trans. ser. 3, 3: 616 (Amboina, Aru, W. New Guinea; BM).

DISTRIBUTION: Aru; Moluccas, New Guinea (Neth.).

Several (CAS, CM), Hollandia, Apr. 1945, Hoogstraal, Jewett; 2 (MCZ), Maffin Bay, Aug. 1944, Darlington; 25 (LEIDEN, BISHOP, BOGOR), Baboe, Sorong, Vogelkop, July-Aug. 1948, Lieftinck.

Genus *Clytus* Laicharting, 1784

175. *Clytus oriolinus* (Pascoe)

Clytanthus oriolinus Pascoe, 1869, Ent. Soc. London, Trans. ser. 3, 3: 600 (Salwatty, Mysol; BM).

Clytus oriolinus, Gressitt, 1951, Ent. Soc. Amer., Ann. 44 (2): 206, fig. 2 (Hollandia).

DISTRIBUTION: New Guinea (Neth., NE); Mysool.

Sixteen, Bulolo, 840 m, Morobe Distr., 13-28 Aug. 1956, Ford; 1 (BM), Humboldt Bay Distr., Bewani Mts., Sept. 1937, Cheesman.

Genus *Chlorophorus* Chevrolat, 1863

KEY TO NEW GUINEA SPECIES OF CHLOROPHORUS

1. Prothorax rounded or ovate, at most slightly longer than broad.....2
Prothorax twice as long as broad, clothed with greenish white pubescence
..... 183. *angustulus*
- 2 (1). Elytron with bands, spots or oblique marks.....3
Elytron without markings, entirely black; pronotum entirely clothed with orange
pubescence 176. *fulvicollis*
- 3 (2). Elytron largely with pale pubescence with arcuate or angulate markings, or
spots, of black or brown..... 4
Elytron largely black, with 3 or 4 white or gray bands or oblique marks..... 5
- 4 (3). Elytron brown, clothed with yellowish or orange pubescence marked with a sub-
oval subbasal ring-mark, an arcuate submedian band and a large postmedian
spot, of brown..... 177. *annularis*
Elytron black, largely clothed with dense pale green or yellowish pubescence,
bordered with black and with incomplete median and postmedian black
bands, and sometimes a partial premedian band..... 178. *aurantiacus*
- 5 (3). Elytron without a distinct sutural stripe anteriorly6
Elytron with a distinct sutural stripe anteriorly, connecting elytral bands 1-2;
band 1 postbasal, transverse, crossing sutural stripe; band 2 oblique, conti-
nuous with posterior end of sutural stripe 182. *muscifluvis*
- 6 (5). Elytron with 2 spots on basal 1/2, generally neither touching suture.....7
Elytron with a single curved oblique pale band on basal 1/2 (aside from a par-
tial basal band), situated in second 1/5; postmedian band transverse.....
..... 179. *praetextus*
- 7 (6). Elytron with a whitish spot near humerus, which is widely separated from
suture, followed by band 2 which is also incomplete, but forms a larger spot,
more oblique, and more nearly approaching suture; ectoapical elytral angle
strongly toothed 181. *austerus*
Elytron with pale bands 1-2 incomplete and triangular, band 1 pointing to-
wards suture and 2 pointing obliquely forward; elytral apex transversely
truncate..... 180. *luxatus*

176. *Chlorophorus fulvicollis* (Aurivillius)

Clytus (Caloclytus) fulvicollis Aurivillius, 1908, Deutsche Ent. Zeitschr. 1908: 214 (New Britain; ZMB).

Chlorophorus fulvicollis, Aurivillius, 1912, Col. Cat. 39: 405.

DISTRIBUTION: New Britain.

Eleven, Talalo, 900 m, Silanga, 150 m, Ti, 900 m, Nakanai Mts., July 1956, Ford; 1 (AM), New Britain.

177. *Chlorophorus annularis* (Fabricius)

Callidium annulare F., 1787, Mant. Ins. **1**: 156 (Siam; KØBENHAVN).

Clytus annularis, F., 1801, Syst. Eleuth. **2**: 352.

Chlorophorus annularis, Chevrolat, 1863, Soc. R. Sci. Liège, Mem. **18**: 290.—Gressitt, 1951, Longicornia **2**: 275 (India to Malay Archipelago).

Clytanthus annularis Pascoe, 1869, Ent. Soc. London, Trans. ser. 3, **3**: 601 (Ceram, Timor, Aru, etc.).

DISTRIBUTION: S. and E. Asia; Indonesia, Aru, New Guinea (Papua).

One (BM), Papua, J. B. Jackson.

178. *Chlorophorus aurantiacus* Aurivillius, 1911, Arkiv Zool. **7 (19): 5 (Sattelberg, NE New Guinea; STOCKHOLM). Fig. 47.**

DISTRIBUTION: New Guinea (NE, Neth.).

Two, Swart Valley, 1600 m, Neth. New Guinea, 7 Nov. 1958, Gressitt; two (PARIS), Arfak Mts., Van Lansberge.

The specimen recorded by me as of this species (1951, Ent. Soc. Amer., Ann. **44**: 207) was misidentified, and is referred here to *muscifluvis*, although it may be different.

179. *Chlorophorus praetextus* (Pascoe) Fig. 46.

Clytanthus praetextus Pascoe, 1869, Ent. Soc. London, Trans. ser. 3, **3**: 604 (Mysool, Dorey; BM).

Chlorophorus praetextus, Gressitt, 1951, Ent. Soc. Amer., Ann. **44** (2): 208 (Koitaki).

DISTRIBUTION: Mysool; New Guinea.

One, Kokoda-Pitoki, 450 m, 24 Mar. 1956, Gressitt; 1, Bisianumu, 500 m, 23 Sept. 1955, Gressitt; 5, Bulolo, 885 m, 22 Aug. 1956, Ford; 3 (AM), Mt. Lamington, May 1927, Mc-Namara; 1 (AM), Subitana, Nov. 1949, Brandt; 1 (LEIDEN), Sorong, Vogelkop, July-Aug. 1948, Lieftinck.

180. *Chlorophorus luxatus* (Pascoe)

Clytanthus luxatus Pascoe, 1869, Ent. Soc. London, Trans. ser. 3, **3**: 602 (Saylee; BM).

Chlorophorus luxatus, Aurivillius, 1912, Col. Cat. **39**: 405.

DISTRIBUTION: New Guinea (Vogelkop).

This species appears to be almost identical with *austerus* from the description. The specimens from Hollandia cited by me (1951, Ent. Soc. Amer., Ann. **44**: 207) should probably be assigned to *austerus*.

181. *Chlorophorus austerus* (Chevrolat)

Anthoboscus austerus Chevrolat, 1863, Soc. R. Sci. Liège, Mem. **18**: 297 (New Guinea; PARIS).

Clytanthus leucothyreus Pascoe, 1869, Ent. Soc. London, Trans. ser. 3, **3**: 601 (Aru, Waigeu, Dorey; BM).

Chlorophorus austerus, Aurivillius, 1912, Col. Cat. **39**: 404.—Gahan, 1915, B. O. U. and Wollaston Exped, Dutch New Guinea **1** (Col. 3): 5 (Mimika, Utakwa and Setakwa Rivers).

Chlorophorus luxatus, Gressitt, Ent. Soc. Amer., Ann. **44** (2): 207 (Hollandia).

DISTRIBUTION: New Guinea (Neth., NE); Aru, Waigiou.

Two, Wum and Kumur, 840–1000 m, upper Jimmi Valley, Sepik, July 1955, Gressitt; 2

(BM), Humboldt Bay Distr. and Cyclops Mts., Sabron, 800 m, 1936-7, Cheesman; 28 (LEIDEN, AMNH, BOGOR), Bernhard Camp, 50-100 m, July-Sept., 1938, Olthof, Neth. Ind.-Amer. Exped. (Third Archbold Exped.); 1 (DEI) Prauwenbivak, Idenburg R., Nov. 1920, v. Heurn.

The specimens cited by me from Hollandia, Fly River and Tarara (1951, Ent. Soc. Amer., Ann. 44: 206) are apparently not this species, and are tentatively assigned to *muscifluvis*, although they may be still different.

182. *Chlorophorus muscifluvis* Gressitt, 1951, Ent. Soc. Amer., Ann. 44 (2): 207, fig. 6 (Fly R.; BISHOP).

DISTRIBUTION: New Guinea; Waigiou, Japen.

One, Bisianumu, 500 m, June 1955, Gressitt; 1, Daradae, near Koitaki, Oct. 1958, Gressitt; 40, Bulolo, 885 m, Aug. 1956, Ford; 4 (DASF), near Rouna Falls, and Koitaki, 4-500 m, May 1956, Oct. 1958, Szent-Ivany; 1, Brown R., May 1956, Ford; 3, Wum, upper Jimmi V., July 1956, Gressitt; 1, Dogura, Papua, Nov. 1956, Cassidy; 2 (CM), Koitakinumu, Apr. 1918, Zimmer; 8 (BM) Mondo, Diene and Mafulu, Papua, Nov. 1933-Jan. 1934, Cheesman; 25, Surprise Creek, Morobe Distr., Oct., Stevens; 1 (BUDAPEST) Sattelberg, 1899, Biro; 1, Wanuma, Adelbert Mts., Oct. 1958, Gressitt; 1, Njau-limon, S. of Mt. Bougainville, 100 m, Feb. 1936, Cheesman. One (BM), Japen I.: Mt. Baduri, Aug. 1938, Cheesman. One (BM), Waigeu: Camp Nok, 750 m, Apr. 1938, Cheesman.

There may be more than one species among the specimens cited, as there is considerable variation in size, pattern, and color of pubescence.

183. *Chlorophorus angustulus* (Macleay)

Clytanthus angustulus Macleay, 1886, Linn. Soc. N. S. Wales, Proc. ser. 2, 1: 203 (Fly River; SYDNEY).

Chlorophorus angustulus, Aurivillius, 1912, Col. Cat. 39: 404.

The original description indicates that the prothorax is twice as long as broad. If this is in error, the color pattern of *muscifluvis* appears to roughly agree.

DISTRIBUTION: New Guinea (Papua).

Genus *Rhaphuma* Pascoe, 1858

184. *Rhaphuma barbouri* Gressitt, n. sp. Fig. 48.

Female: Slender, nearly parallel-sided. Body largely pitchy black, in part pale reddish brown, or clothed with yellowish pubescence: head black, reddish on mouthparts, clothed with greenish yellow; antenna pale reddish, pitchy on scape and brownish on distal portions of segments 3-11 for progressively greater portions; prothorax blackish, densely clothed with greenish yellow pubescence with an ochreous tinge above, and with 3 glabrous marks, a large central one on disc and a smaller, subvertical mark on each side; scutellum nearly black, pubescent only on border; elytron pitchy, reddish brown on parts of base, humerus and external margin, densely clothed with pale ochreous yellow pubescence except for 4 marks as follows: (1) a small mark extending only from humerus to margin, (2) a narrow band near end of basal 1/4, not reaching suture and nearly broken on side, (3) a larger, slightly oblique, squarish mark at middle, not reaching suture, and (4) a transverse band at beginning of apical 1/4, reaching suture, and broadening externally to reach ectoapical angle. Ventral surfaces largely clothed with dense greenish yellow pubescence, lacking only

on extreme bases of abdominal segments, but sparse on last segment; legs reddish brown, darker on femora, particularly on hind femur.

Head as broad as apex of prothorax, flat and oblong on frons. Antenna slender, 3/5 as long as body; segment 3 distinctly longer than scape; 4-11 gradually shorter. Prothorax a little longer than broad, subglobose in central portion; disc even, reticulate on glabrous spots; scutellum short, finely punctured. Elytron narrow, 2.5× as long as head and prothorax combined, slightly narrowed before apex, and obliquely truncate; disc with fine punctures which are not readily visible. Ventral surfaces very finely punctured. Legs slender; hind femur reaching elytral apex; hind tarsal segment 1 slightly longer than 2-5 combined. Length 13.5 mm; breadth 3 mm.

Paratypes: 11-13 mm; breadth 2.4-2.8 mm.

DISTRIBUTION: New Guinea.

Holotype, ♀ (BISHOP 2823), Bulolo, 640 m, Morobe Distr., NE New Guinea, 29 Aug. 1956, E. J. Ford, Jr.; 4 paratopotypes (BISHOP, DASF), 14-25 Aug., Ford; 1 ♀ paratype (AM), Mt. Lamington, N. Distr., Papua, 24 July 1927, McNamara; 1 ♀ paratype (MCZ), Manokwari, Vogelkop, T. Barbour.

Differs from *R. maculata* Schwarzer, in having more slender antenna and more limited dark markings, with three, instead of two, pronotal spots and in having two very limited dark marks on basal half of elytron, instead of a large postbasal dark area, and in having the median band incomplete, not reaching suture. Named in honor of Thomas Barbour, one of the collectors, and late Director of the Museum of Comparative Zoology.

Genus *Demonax* Thomson, 1860

KEY TO NEW GUINEA SPECIES OF DEMONAX

1. Prothorax bright orange or yellow, or at least clothed with pubescence of these colors..... 2
- Prothorax generally blackish, clothed with gray, whitish or dull pubescence 5
- 2 (1). Antenna, legs and elytral base largely black or pitchy..... 3
- Antenna, legs and elytral base largely orange or pale reddish brown; elytron with orange pubescence with 3 black discal bands..... 185. *nigrofasciatus*
- 3 (2). Elytron clothed with 4 bands of gray pubescence; prothorax yellowish; antenna clothed with whitish pubescence distally 4
- Elytra entirely black, or with a vague common whitish spot near center; prothorax orange; antenna clothed with dark reddish brown pubescence distally 186. *aureicollis*
- 4 (3). Elytral bands 1-2 forming a common x-shaped mark, band 2 narrowed toward suture, band 4 apical..... 187. *notator*
- Elytral bands 1-2 not forming a common x-shaped mark, band 2 widened along suture, 4 preapical 188. *luteicollis*
- 5 (1). Elytron black with narrow white or grayish white bands 6
- Elytron black, with broad bands of gray pubescence 8
- 6 (5). Basal margin of prothorax with a band of white pubescence; hind tarsal segment 1 about twice as long as 2-5 combined..... 7
- Basal margin of prothorax without a band of white pubescence; elytron with 4 bands, band 1 not reaching humerus, 2 oblique, incomplete; hind tarsal segment 1 slightly longer than 2-5 combined..... 189. *jimmiensis*

- 7 (6). Elytral band 1 not reaching suture; legs and antenna ferruginous brown 190. **interruptus**
 Elytral band 1 reaching suture; legs and antenna blackish 191. **collaris**
- 8 (5). Elytral gray bands 1-2 not united along suture..... 9
 Elytral gray bands 1-2 united along suture.....10
- 9 (8). Elytral gray bands 1-2 united externally, only separated near suture; gray band
 3 broad except near external margin; pronotum with vague spots... 192. **sospitalis**
 Elytral gray bands 1-2 not united externally; pronotum with 2 distinct black
 spots 193. **viverra**
- 10 (8). Prothorax gray, sometimes with vague spots; elytron with gray bands 1-2 not
 joined externally 11
 Prothorax slightly yellowish, with small punctures not covered by pubes-
 cence; elytron with gray bands 1-2 united both externally and along suture...
 195. **culcinus**
- 11 (10). Elytral gray bands all connected or nearly connected at suture; elytral apex
 slightly oblique, with outer angle slightly produced..... 197. **planatus**
 Elytral gray bands separate after first 2; last band vague toward apex; elytral
 apex oblique, strongly produced at outer angle..... 196. **apicalis**

185. *Demonax nigrofasciatus* J. Thomson, 1861, Essai Classif. Ceramb.: 227 (Batchian; PARIS).—Pascoe, 1869, Ent. Soc. London, Trans. ser. 3, 3: 620.

DISTRIBUTION: Moluccas; New Guinea (NE), Waigiou.

One, Baiyer River, 1200 m, W. Highlands, NE New Guinea, 18 Oct. 1958, Gressitt; 1 (BM), Waigeu I.: Mt. Nok, Camp 2, July 1938, Cheesman; 3 (SAM), Wareo, Finschhafen, Wagner.

186. *Demonax aureicollis* (Blanchard)

Clytus aureicollis Blanchard, 1853, Voy. Pôle Sud, Zool. 4: 269, pl. 16, fig. 6 (Solomon Is.).

Demonax aureicollis, Chevrolat, 1863, Soc. R. Sci. Liège, Mem. 18: 272.—Aurivillius, 1908, Deutsche Ent. Zeitschr. 1908: 213.

DISTRIBUTION: Solomons; New Britain.

Five, Keravat, 60 m, Gazelle Pen., New Britain, 31 Aug., 11 Sept. 1955, Gressitt; 1, Warongoi Valley, 100 m, Gazelle Pen., 24 May 1956, Gressitt.

187. *Demonax notator* Pascoe, 1869, Ent. Soc. London, Trans. ser. 3, 3: 630 (Aru; BM).

DISTRIBUTION: Aru.

188. *Demonax luteicollis* Gressitt, n. sp. Fig. 49.

Male: Pitchy black, becoming reddish brown towards ends of tarsi and pale brown towards apex of antenna; body almost entirely clothed with close pubescence and some scattered suberect short hairs: head black, reddish on mouthparts, clothed with gray pubescence; antenna thinly clothed with gray pubescence on scape, brownish pubescence on segments 2-5, and whitish pubescence on 6-11; prothorax clothed with close yellowish pubescence, becoming whitish on middle of prosternum; scutellum thinly clothed with grayish; elytron black marked with 4 bands of pale gray pubescence: band 1 basal, not reaching lateral margin, extending a little posteriorly internally from humerus, 2 transverse behind, strongly arcuate anteriorly and extending forward along suture almost to scutellum and not quite meeting band 1, band 3 broad at suture slightly behind middle, strongly

narrowed towards margin, which it does not reach, and 4 preapical, not reaching external margin and with a vague posterior border, gradually turning to dull brownish; ventral surfaces almost entirely clothed with grayish white pubescence; legs more thinly clothed with grayish white.

Head distinctly narrower than prothorax, rather smooth but with some punctures visible on occiput. Antenna $5/6$ as long as body, fairly slender; scape nearly as long as segment 3; 4-10 decreasing very slightly in length; 3-4 each with a spine which is not quite as long as following segment. Prothorax elongate-ovate, distinctly longer than broad, rather evenly rounded at side; disc moderately convex with some granules barely visible through pubescence along anterior portion of middle. Scutellum triangular, blunt at apex. Elytron narrow, twice as long as head and prothorax combined, obliquely sinuate apically with outer angle slightly acute. Legs slender; hind femur slightly sinuate, extending $1/4$ its length beyond elytral apex; hind tarsal segment $1=1.33 \times 2-5$ combined. Length 11.2 mm; breadth 1.9 mm.

Paratype: Length 13.3 mm; breadth 2.4 mm.

DISTRIBUTION: New Guinea (Papua).

Holotype, ♂ (BISHOP 2824), Bisianumu, 500 m, near Sogeri, NE of Port Moresby, Papua, 23 Sept. 1955, Gressitt; paratype, ♀? (DASF), Subitana, 550 m, near Sogeri, Mar. 1957, J. J. Campbell.

Differs from *D. chrysoderes* White in having the prothorax more slender, the elytra more slender and parallel-sided, and with narrower elytral bands, four instead of three in number.

189. *Demonax jimmiensis* Gressitt, n. sp.

Male: Black, becoming reddish on mouthparts, tarsi and apices of tibiae; in part clothed with gray or whitish pubescence: head evenly clothed with grayish, more sparsely so on occiput; antenna moderately clothed with grayish, more sparsely so on segments 2-5; prothorax thinly clothed with gray, more whitish beneath, and with a somewhat broadly diamond-shaped pitchy black area on central portion of disc; scutellum thinly clothed with silvery gray; elytron with 4 grayish white bands, none of them reaching external margin: band 1 basal, reaching suture but not humerus, transverse, band 2 oblique, slightly broader, reaching suture, 3 transverse behind, obliquely sinuate anteriorly, reaching suture and more nearly approaching external margin, and 4 apical, oblique anteriorly, almost reaching ecto-apical angle, about as broad as third band; ventral surfaces largely clothed with grayish white pubescence, denser and whiter on episterna and apices of abdominal segments 1-2; legs thinly clothed with grayish, with punctures of femora largely visible; pubescence of tarsi slightly golden.

Head flat in front, oblong, with some punctures visible on occiput. Antenna $7/8$ as long as body, moderately slender; scape slightly arched, distinctly shorter than segment 3; segment 4 about as long as scape; $5=3$; 6-11 gradually decreasing in length; 3-4 each with an apical spine which is about $1/3$ length of following segment; 5 with a much shorter apical spine. Prothorax oblong-ovate, slightly longer than broad, evenly convex at side; glabrous portion of disc minutely granulose. Elytron narrow, slightly broader than prothorax, distinctly narrowed posteriorly; elytral apex slightly sinuate-truncate with outer angle briefly toothed. Ventral surfaces with punctures visible through pubescence in part. Legs very slender; hind femur nearly straight, exceeding elytral apex by more than $1/4$ its length;

hind tibia nearly straight; hind tarsal segment 1 slightly longer than 2-5 combined. Length 9.5 mm; breadth 1.8 mm.

Paratypes: Length 9-10.5 mm; breadth 1.9-2.2 mm.

DISTRIBUTION: New Guinea (NE).

Holotype, ♂ (BISHOP 2825), Wum, 840 m, upper Jimmi Valley, SE Sepik drainage, NE New Guinea, 18 July 1955, Gressitt; allotype, ♀ (BISHOP), same data except 16 July; 2 paratypes, ♂, ♀ (AM, CSIRO), Bulolo, Morobe Distr., F. H. Taylor.

Differs from *D. collaris* Pascoe in being larger, less slender, with wider and more grayish elytral bands, and in lacking a distinct pale band at base of prothorax.

190. *Demonax interruptus* Pascoe, 1869, Ent. Soc. London, Trans. ser. 3, 3: 636 (Mysol; BM).

DISTRIBUTION: Mysool.

191. *Demonax collaris* Pascoe, 1869, Ent. Soc. London, Trans. ser. 3, 3: 636 (Ceram; BM).

—Gressitt, 1951, Ent. Soc. Amer., Ann. 44 (2): 208 (Amboina).

DISTRIBUTION: Moluccas; New Guinea (NE).

Seventeen, Bulolo, 885-1000 m, NE New Guinea, 14-28 Aug. 1956, Ford; 1 (BUDAPEST), Erima, Astrolabe Bay, 1896, Biro.

192. *Demonax sospitalis* Pascoe, 1869, Ent. Soc. London, Trans. ser. 3, 3: 625 (Dorey; BM).

DISTRIBUTION: New Guinea.

Seven, Wum, 840 m, Jimmi Valley, 18 July 1955, Gressitt; 1, Baiyer R., N. of Mt. Hagen, 18 Oct. 1958, Gressitt; 3 (MCZ), Oro Bay, Papua, Dec. 1943-Jan. 1944, Darlington; 1 (SAM), Mt. Lamington, McNamara; 2 (MCZ), Dobodura, Papua, Mar.-July 1944, Darlington; 20, Wareo, Finschhafen, Wagner; 6 (CAS, CM), Hollandia, Nov. 1944-Apr. 1945, Hoogstraal, Jewett; 4 (LEIDEN, AMNH, BOGOR), Hollandia, July 1938, Toxopeus, Neth. Ind.-Amer. Exped.; 2, Bernhard Camp, 50 m, July-Sept. 1938, Olthof, Neth. Ind.-Amer. Exped.; 1 (LEIDEN), Klamono Oilfields, NW New Guinea, 18-24 Aug. 1948, Lieftinck.

193. *Demonax viverra* (Pascoe)

Clytus viverra Pascoe, 1858, Ent. Soc. London, Trans. ser. 2, 4: 240 (Borneo; BM).

Demonax viverra, Pascoe, 1869, op. cit., ser. 3, 3: 626 (Ceram. Waigeu, etc.).—Shelford, 1902, Zool. Soc. London, Proc. 1902: 2, pl. 20, fig. 35.

DISTRIBUTION: Borneo; Moluccas, Waigiou.

194. *Demonax annulicornis* (Chevrolat)

Acrocyrta annulicornis Chevrolat, 1863, Soc. R. Sci. Liège, Mem. 18: 259 (Aru; PARIS).

Demonax annulicornis, Aurivillius, 1912, Col. Cat. 39: 409.

DISTRIBUTION: Aru.

195. *Demonax culicinus* Pascoe, 1869, Ent. Soc. London, Trans. ser. 3, 3: 633 (Waigeu; BM).

DISTRIBUTION: Waigiou.

196. *Demonax apicalis* Pascoe, 1869, Ent. Soc. London, Trans. ser. 3, 3: 627 (Aru; BM).

DISTRIBUTION: Aru.

197. *Demonax planatus* Pascoe, 1869, Ent. Soc. London, Trans. ser. 3, 3: 626 (Saylee; BM).

—Gressitt, 1951, Ent. Soc. Amer., Ann. 44 (2): 209 (Maffin Bay, Hollandia).

DISTRIBUTION: New Guinea; Waigiou, Japan.

One, Tsenga, 1000 m, and 3, Wum, 840 m, Jimmi Valley, July 1955, Gressitt; 24, Bulolo, 885-1000 m, NE New Guinea, Aug. 1956, Ford; 1 (CAS), Finschhafen, Apr. 1944, Ross; 1 (BM), Papua, J. B. Jackson; 1 (LEIDEN), Bernhard Camp, 50 m, July-Sept. 1938, Olthof, Neth. Ind.-Amer. Exped. Five (BM), Japen I.: Mt. Baduri, 300 m, Aug. 1938, Cheesman. Eight (BM, BISHOP), Waigeu I.: Camp 1, Mt. Nok, 750 m, May 1938, Cheesman. Two (PARIS), Jobi I.

Possibly more than one species is included in the above material, and this is also possibly true of those specimens listed under *D. sospitalis*. Further study is needed to determine the distribution and variability of these and related forms.

TRIBE TILLOMORPHINI

KEY TO PAPUAN GENERA OF TILLOMORPHINI

1. Antennal segment 3 subequal in length to 1 and 4 2
 Antennal segment 3 twice as long as 1 or 4; prothorax subcylindrical; elytron truncate apically..... **Acrogenius***
2. Prothorax suddenly constricted near base, basal margin not straight 3
 Prothorax gradually constricted near base, basal margin transverse..... **Tilloforma***
3. Basal margin of prothorax emarginate in middle; elytron toothed apically... **Epipedocera**
 Basal margin of prothorax convex in middle, emarginate at each side of middle; elytron not toothed apically **Halme**

Genus *Epipedocera* Chevrolat, 1863

A single specimen of this genus is at hand from New Guinea. The genera *Acrogenius* Blackburn and *Tilloforma* McKeown are recorded from northern Australia.

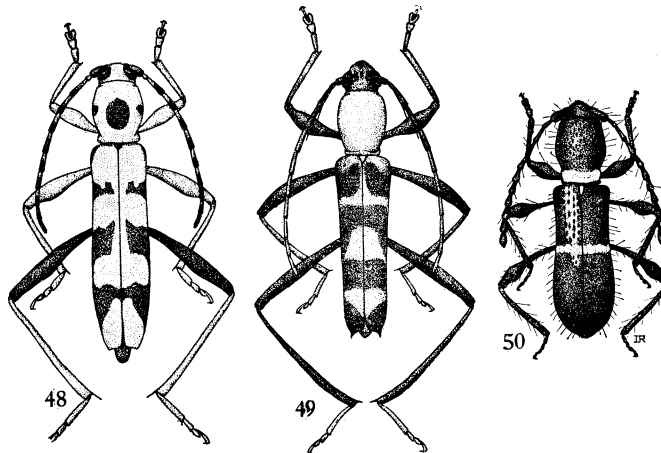


Fig. 48, *Rhaphuma barbouri* n. sp., holotype; 49, *Demonax luteicollis* n. sp., holotype; 50, *Halme reducta* n. sp., holotype.

Genus *Halme* Pascoe, 1869**198. *Halme reducta* Gressitt, n. sp. Fig. 50.**

Female: Dark reddish brown, in part metallic greenish and in part purplish brown: head dark pitchy, paler on mouthparts; antenna dark reddish brown; prothorax reddish brown with metallic green reflections, densely clothed on basal constriction with silvery white pubescence; scutellum similarly pubescent; elytron purplish brown, somewhat metallic greenish on basal 1/2, crossed by a narrow transverse raised ivory white band just before middle; ventral surfaces pitchy to reddish brown, rather densely clothed with silvery pubescence as far as middle of abdominal segment 1. Body clothed with long erect fine brownish hairs, densest on pronotum and sparsest on antenna.

Head narrower than prothorax, deeply and sparsely punctured; frons wider than deep; gena prominent. Antenna 3/4 as long as body; scape sparsely punctured, stouter, and barely longer, than segment 3, 1.4× as long as 2; 3-5 subequal; 6-10 gradually slightly longer; 11=6; 5-8 strongly swollen distally; 9-11 subovate. Prothorax slightly longer than broad, widest at middle, narrower at base than at apex; disc grossly punctured, the punctures closer and more asperate posteriorly. Scutellum narrow. Elytron more than twice as long as head and prothorax combined, distinctly widened just behind middle; disc with deep, sparse, elongate-elliptical punctures on basal 2/3, including a few behind median transverse raised ivory band. Ventral surfaces obsoletely punctured. Legs slender except for thick femoral clubs: anterior occupying 3/5, middle 1/2, and hind 2/5, lengths of respective femora; hind tarsal segment 1 = 2+3, shorter than 5. Length 4.4 mm; breadth 1.12 mm.

DISTRIBUTION: New Guinea (Papua).

Holotype, ♀ (BISHOP 2826), Bisianumu Rubber Experiment Station, 500 m, near Sogeri, NE of Port Moresby, Papua, 23 Sept. 1955, Gressitt.

Differs from *H. cleriformis* Pascoe, in being more greenish, in having the basal margin of pronotum more deeply emarginate on each side of central prominence, and in having the pronotum less closely punctured anteriorly, and the elytron much less punctured behind median band.

TRIBE CLEOMENINI

Genus *Artimpaza* Thomson, 1864**199. *Artimpaza quadricolor* Gressitt, 1951, Ent. Soc. Amer., Ann. 44 (2): 209, fig. 4 (Hollandia; CAS).**

DISTRIBUTION: New Guinea (Neth.).

One (LEIDEN), Hollandia, July 1938, Toxopeus, Neth. Ind.-Amer. Exped.; 1 (SAM), Mt. Gyifrie, N New Guinea, 0-300 m, Apr. 1939, Cheesman.

TRIBE GLAUCYTINI

Genus *Glaucytes* Thomson, 1858

KEY TO NEW GUINEA SPECIES OF GLAUCYTES

Pronotum with silvery buff pubescence, subglabrous on middle of disc and with a fee-

- ble transverse raised line across center; elytron with 4 pubescent bands isolated from sutural stripe **200. quadrifasciata**
 Pronotum with golden pubescence over entire surface except for a slightly raised median longitudinal line; elytron with 4 isolated black glabrous bands, none reaching suture..... **201. brandti**
- 200. *Glaucytes quadrifasciata*** Gressitt, 1951, Ent. Soc. Amer., Ann. **44** (2): 210, fig. 5 (Hollandia; CAS); 1953, Hawaiian Ent. Soc., Proc. **15** (1): 199, fig. 4 (Toem, Finshhafen, Astrolabe Bay).

DISTRIBUTION: New Guinea; Japen.

One (BM), Japen I., Mt. Baduri, 300 m, Aug. 1939, Cheesman; 1 (SAM), Wareo Wagner; 1 (AM), Ruohna Falls Distr. (? Rouna Falls, Papua), Taylor; 1 (NMV), Bulolo, 700 m, Taylor; 4 (LEIDEN), Hollandia, July 1938, Toxopeus, Neth. Ind.-Amer. Exped.

201. *Glaucytes brandti* Gressitt, n. sp.

Male: Black, scape reddish brown, bases of femora testaceous; body largely clothed with golden or silvery buff pubescence, silvery buff on head, becoming golden on posterior part of occiput, glabrous along middle of frons, silvery buff and thin on antennal segments 3-11, subglabrous on scape, densely clothed with golden on prothorax, except along median line, thinly clothed with silvery buff on scutellum, somewhat closely clothed with silvery on elytron, with 4 transverse glabrous black bands which are partly narrowly connected along a line parallel to external margin, but which do not closely approach suture, the bands for the most part narrower than pubescent areas between them; ventral surfaces thinly and closely clothed with silvery gray, in part glabrous on abdomen; legs thinly clothed with silvery gray.

Head not quite as broad as prothorax, finely and not very closely punctured. Antenna slightly longer than body; scape swollen, 3/5 as long as segment 3, about as long as 4; 5 a little longer than 4, subequal to 6-11. Prothorax about as long as broad, slightly narrowed apically, widest behind middle, moderately punctured, slightly ridged medially. Scutellum broad, rounded behind. Elytron narrowed posteriorly, emarginate-truncate apically, with outer angle slightly produced; disc moderately, and subseriate punctured. Ventral surfaces moderately punctured. Femora moderately swollen. Length 8.6 mm; breadth 2.25 mm.

DISTRIBUTION: New Guinea (Papua).

Holotype, ♂ (BISHOP 2821), Kiunga, 15 m, upper Fly River, W. Papua, 1-7 Oct. 1957, Wm. W. Brandt.

Differs from *G. quadrifasciata* Gress. in having the prothorax ridged longitudinally instead of transversely and entirely golden pubescent, and in having the black bands much more limited. Differs from *G. argentea* Gress. in having the prothorax longer, less glabrous and not transversely ridged, and the elytron much more extensively pubescent. Named for the collector, Mr. Wm. W. Brandt, who is spending a long period collecting in New Guinea for the Australian Government and Bishop Museum.

TRIBE STENASPINI

Genus **Purpuricenus** Germar, 1824

202. *Purpuricenus quadrinotatus* (White)

Cyclodera quadrinotatus White, 1846, IN Stokes Discov. 1: 510, pl. 2, fig. 6 (Australia; BM).

Purpuricenus variabilis Montrouzier, 1857, Soc. Agr. Lyon, Ann. 7: 60 (Woodlark I.; PARIS).

New Synonymy.

The above synonymy is somewhat conditional, as the types have not been seen, but probably a single species is represented in New Guinea.

DISTRIBUTION: Australia; Woodlark, New Guinea.

Two, Kiunga, upper Fly River, 24-27 Aug. 1957, Brandt; 1, Goroka, E. Highlands, 25 June 1955, flying around an *Araucaria* at noon, Szent-Ivany; 2 (MCZ), Dobodura, Papua, Mar.-July 1944, Darlington; 3 (DASF), Didiman Creek, Lae, May 1956, Szent-Ivany, Konedobu, Port Moresby, Aug. 1957, and Manno Plantation, N. Distr., Papua, Mar. 1956, young cacao trees, Pritchard; 3 (AM), Mt. Lamington, June 1927, Oct. 1929, McNamara; 10 (SAM), Mt. Lamington, 350 m, McNamara; 1 (SAM), Finschhafen, Wagner; 1 (US), Hollandia, Feb. 1945, H. A. Levy; 1 (NMV), Port Moresby, Nov. 1949, G. F. W.

TRIBE TRAGOCERINI

Genus *Tragocerus* Latreille, 1829

203. *Tragocerus heraldicus* Vollenhoven, 1871, Tijdschr. Ent. 14: 106, pl. 4, fig. 6 (New Guinea).

DISTRIBUTION: New Guinea.

This is the only New Guinea record for this group, and I have seen no New Guinea material.

RECENT LITERATURE ON PACIFIC INSECTS

(Continued from Page 58)

- Chiu, Shu-chen, 1958. Bibliography of entomology in Taiwan (1684-1957). Taiwan Agr. Res. Inst., Spec. Publ. 1: 1-246.
- Common, I. F. B. 1958. The Australian cutworms of the genus *Agrotis* (Lepidoptera: Noctuidae.) Australian Jour. Zool. 6: 69-88.
- Chûjô M. 1958. A taxonomic study on the Chrysomelidae (Coleoptera) from Formosa, part x, subfamily Chrysomelinae. Taiwan Mus., Quart. Jour. 11 (1-2): 1-85, 27 figs.
- Fennah, R. G. 1958. Fulgoroidea of South-eastern Polynesia, R. Ent. Soc. Lond., Trans. 110 (6): 117-220, 77 figs.
- Gressitt, J. L. 1957. Hispines beetles from the South Pacific (Coleoptera: Chrysomelidae), Nova Guinea, n. s. 8 (2): 205-324, 32 figs., pl. 15.
- _____ 1958. New Guinea and insect distribution. Tenth Int. Congr. Ent., Proc. 1: 767-73.
- _____ and S. Nakata. 1958. Trapping of air-borne insects on ships on the Pacific, Hawaiian Ent. Soc., Proc. 16 (3): 363-5.
- Kimmins, D. E. 1957. Neuroptera and Trichoptera collected by Mr. J. D. Bradley on Guadalcanal Island, 1953-54. British Mus. (N.H.) Ent., Bull. 5 (7): 289-308, 16 figs.